



TARLETON SOFTBALL

2023 MEDIA GUIDE

HEAD COACH MARK CUMPIAN

CUMPIAN ERA

**AVERAGING OVER
32 WINS PER SEASON
LAST 5 SEASONS**



191

CAREER WINS



6

**WINNING
SEASONS**



4

**NCAA POSTSEASON
APPEARANCES**



@TARLETONSB



QUICK FACTS

2

TEXAN PLAYERS

21

COACHING STAFF

53

TARLETON HISTORY

81

OUR SCHOOL

123



THIS IS TEXAN SOFTBALL

2023 TARLETON STATE UNIVERSITY SOFTBALL SCHEDULE

F9	! Texas A&M	College Station	4 p.m.	M1	LAMAR	STEPHENVILLE	6 P.M.	A4	North Texas	Denton	6 p.m.
F10	! Michigan State	College Station	2 p.m.	M3	Ω South Dakota State	Tulsa, Okla.	12 p.m.	A7	* Abilene Christian (DH)	Abilene	3 p.m.
F10	! Texas A&M	College Station	7:30 p.m.	M3	Ω Tulsa	Tulsa, Okla.	2:30 p.m.	A8	* Abilene Christian	Abilene	12 p.m.
F11	! Northern Kentucky	College Station	12:30 p.m.	M4	Ω South Dakota State	Stillwater, Okla.	12 p.m.	A14	* NEW MEXICO STATE (DH)	STEPHENVILLE	4 P.M.
F12	! Texas A&M-Commerce	College Station	11:30 a.m.	M4	Ω Oklahoma State	Stillwater, Okla.	5 p.m.	A15	* NEW MEXICO STATE	STEPHENVILLE	12 P.M.
F15	PRAIRIE VIEW A&M (DH)	STEPHENVILLE	3 P.M.	M5	Ω Maine	Stillwater, Okla.	10:30 a.m.	A21	* SAM HOUSTON (DH)	STEPHENVILLE	4 P.M.
F17	# CREIGHTON	STEPHENVILLE	2 P.M.	M10	HOUSTON	STEPHENVILLE	5 P.M.	A22	* SAM HOUSTON	STEPHENVILLE	12 P.M.
F17	# NORTHERN COLORADO	STEPHENVILLE	6:30 P.M.	M11	HOUSTON	STEPHENVILLE	2 P.M.	A28	* UTA	Arlington	6:30 p.m.
F18	# TEXAS A&M-COMMERCE	STEPHENVILLE	11:45 A.M.	M12	HOUSTON	STEPHENVILLE	12 P.M.	A29	* UTA	Arlington	12 p.m.
F18	# AKRON	STEPHENVILLE	4:15 P.M.	M14	UTSA	STEPHENVILLE	6 P.M.	M2	Houston Christian	Houston	5 p.m.
F19	# TEXAS A&M-COMMERCE	STEPHENVILLE	1:30 P.M.	M17	* Seattle U (DH)	Seattle, Wash.	5 p.m.	M5	* STEPHEN F. AUSTIN (DH)	STEPHENVILLE	4 P.M.
F22	NORTH TEXAS	STEPHENVILLE	6 P.M.	M18	* Seattle U	Seattle, Wash.	3 p.m.	M6	* STEPHEN F. AUSTIN	STEPHENVILLE	12 P.M.
F24	† Missouri-Kansas City	El Paso	10 a.m.	M24	* Grand Canyon (DH)	Phoenix, Ariz.	5 p.m.				
F24	† CSU-Bakersfield	El Paso	1 p.m.	M25	* Grand Canyon	Phoenix, Ariz.	1 p.m.				
F25	† Missouri-Kansas City	El Paso	10 a.m.	M28	GRAMBLING STATE (DH)	STEPHENVILLE	1 P.M.				
F25	* UTEP	El Paso	4 p.m.	M31	* CALIFORNIA BAPTIST (DH)	STEPHENVILLE	4 P.M.				
F26	† Creighton	El Paso	9 a.m.	A1	* CALIFORNIA BAPTIST	STEPHENVILLE	12 P.M.				

! - indicates Texas A&M Invitational in College Station

- indicates Tarleton Invitational in Stephenville

† - indicates UTEP Invitational in El Paso

Ω - indicates Tulsa/OSU Tournament in Tulsa/Stillwater, OK

* - Western Athletic Conference games • All times Central (CT) • Home games in BOLD

CREDITS

The 2023 Tarleton State University Women's Softball media guide was produced by Nate Bural of the Tarleton Athletic Communications office.

CREDENTIALS

Credentials for Tarleton home games are issued to working media only. Due to limitations and work space in the press box, game day credentials must be requested 48 hours prior to the date of the game.

IMAGES

Members of the media can obtain photos on all Tarleton State coaches and athletes as well as official Tarleton State logos by contacting Nate Bural (bural@tarleton.edu).

PLAYER NUMBERS

This is a preseason media guide, which is sent to production prior to the start of the regular season. The assigned numbers or non-numbers are subject to change throughout the season.

COVER DESIGN

Zane Guadagnolo

PHOTOGRAPHY

Nate Bural

Jeremy Enlow

Toby Rhodes

Tarleton Athletics Archives

PRINTING

Cockrell Enovation

TABLE OF CONTENTS

QUICK FACTS	2	HISTORY AND RECORDS	81
TARLETON ROSTER.....	3	PROGRAM HISTORY.....	82
THIS IS TEXAN SOFTBALL	5	NO-HITTERS.....	84
MEET THE TEXANS	21	COACHING	85
OUR COACHING STAFF	53	LETTERWINNERS.....	86
HEAD COACH MARK CUMPIAN	54	AWARD WINNERS	87
ASSISTANT COACHES.....	57	ALL-AMERICANS	91
OPPONENTS.....	59	RECORDS	93
SERIES HISTORY	67	YEARLY RESULTS	104
2022 SEASON REVIEW.....	75	THE WESTERN ATHLETIC CONFERENCE	115
STATISTICS.....	77	WAC TOURNAMENT HISTORY.....	122
LEAGUE WRAP-UP	80	OUR UNIVERSITY	123
		ABOUT TARLETON STATE UNIVERSITY	124
		ABOUT TARLETON ATHLETICS	128



QUICK FACTS

SOFTBALL HISTORY

First Season of Competition	1996
First Season as NCAA Division I	2021
All-Time Record	761-563-3 (.575)
All-Time Record as an NCAA Division I Institution	47-61 (.435)
Lone Star Conference (D2) Division Championships	5 ('98, '99, '00, '03, '08)
NCAA South Central Region (D2) Championships	1 ('15)
Years in the NCAA Division II Playoffs	7 ('03, '04, '07, '15, '17, '18, '19)
Years in the NCAA Division II Super Regionals	1 ('15)
Last NCAA Postseason Appearance	L, 4-6 vs. UNLV (NISC 5/24/22)
Last NCAA Playoff Win	W, 6-4 vs. UC San Diego (NISC 5/23/22)

COACHING STAFF

Head Coach	Mark Cumpian
Alma Mater	Howard Payne, 2010
NCAA Division I Coaching Record	47-61 (2 Seasons)
Record at Tarleton	191-113 (6 Seasons)
Assistant Coach	Stefanie Phillips
Alma Mater	East Central, 2011
Assistant Coach	Alyx Cordell
Alma Mater	West Texas A&M, 2021

NAME USAGE AND MARKS

Approved uses of name:

Tarleton
Texans
Tarleton Texans
Tarleton State University
TAR (3-Letter Code)

Please avoid the following:

Tarleton State
TexAnns
Lady Texans
TSU (3-Letter Code)

Approved marks:

Primary (for most uses):



Secondary (for use on purple background):



Please avoid using the following marks:



COMMUNICATIONS

Softball Contact	Nate Bural
Cell Phone	(817) 781-6827
Office Phone	(254) 968-1802
Email	bural@tarleton.edu
Website	www.tarletonsports.com
Twitter	@TarletonSB
Instagram	@tarletonsoftball

Requests for working media credentials must be made through the Tarleton Athletics Communications office. Requests must be submitted on official news outlet letterhead and received at least 24 hours in advance of the game to be covered. Please fill out the form at TarletonSports.com/MediaRequest. All photographers covering a game must display appropriate credentials at all times and are expected to comply with any instructions given by game officials or Tarleton sports information employees.



UNIVERSITY INFORMATION

System Member	Texas A&M University System
Chancellor	John Sharp
Location	Stephenville, Texas
Founded	1899
Enrollment	13,115
Nickname	Texans
Colors	Purple & White
Affiliation	NCAA Division I
Conference	Western Athletic (WAC)
Venue	Tarleton Softball Complex
Capacity	750
President	Dr. James Hurley
Vice President for Athletics	Lonn Reisman

Dr. James Hurley
PRESIDENT



Mr. Lonn Reisman
VP OF ATHLETICS





TARLETON ROSTER

NUMERICAL ROSTER

#	PLAYER	POS	HT	B/T	YR	HOMETOWN / PREVIOUS SCHOOL
00	Austin Germain	IF	5-3	R/R	So.	San Antonio, TX / Warren HS
1	Morgan Medford	IF	5-8	L/R	Jr.	Denton, TX / Guyer HS
2	Tristyn Trull	IF	5-2	R/R	So.	Decatur, TX / Decatur HS
3	MacKenzie Peterson	UT	5-10	R/R	Sr.	Gilbert, AZ / New Mexico
4	Amanda DeSario	OF	5-8	L/R	So.	Keller, TX / Texas Tech
5	Paige Nunes	UT	5-6	R/R	So.	Belton, TX / Belton HS
6	Kendall Daniel	RHP	5-10	L/R	Fr.	Kingwood, TX / Liberty HS
7	Tristan Bridges	LHP	5-7	L/L	Sr.	Denton, TX / Guyer HS
8	Grace Garcia	RHP	6-2	R/R	Sr.	Leawood, KS / South Dakota
9	Brady Rowland	C	5-4	R/R	Jr.	Colbert, OK / Memphis
10	Hannah Reed	IF	5-7	R/R	Fr.	Weatherford, TX / Weatherford HS
11	Jordan Dickerson	IF	5-10	R/R	R-So.	Mt. Pleasant, TX / Northwestern State
12	Sage Harlow	UT	5-6	R/R	Jr.	Whitewright, TX / Grayson CC
13	Kennedy Ferguson	RHP	5-6	R/R	Jr.	Camas, WA / New Mexico
14	Kaylin Ortner	OF	5-4	L/R	Fr.	Franklin, TX / Franklin HS
15	Makayla Romeo	IF	5-5	R/R	Jr.	Claremont, CA / Loyola Marymount
16	Brittany Coe	C	5-5	R/R	Jr.	Allen, TX / UT-San Antonio
19	Alexis Hoang	OF	5-7	R/R	Sr.	Stillwater, OK / Vernon JC
21	Kayla Wallace	OF	5-7	L/R	Jr.	Flower Mound, TX / Blinn JC
22	Makenzie Dunbar	RHP	5-8	R/R	Jr.	Crawford, TX / Crawford HS
23	Ashlee LaRue	OF	5-9	L/R	So.	Blanco, TX / Ole Miss
24	Bailee Riggs	OF	5-7	L/L	Jr.	Keller, TX / Central HS
25	Kiana Gibson	IF	5-8	R/R	Jr.	Elgin, TX / Vernon JC
26	Hayden Fox	UT	5-3	R/R	Fr.	Gunter, TX / Gunter HS
27	Katy Schaefer	IF	5-8	R/R	Jr.	Sweeny, TX / Houston Baptist
28	Sophia Herrera	RHP	5-11	R/R	Fr.	McPherson, KS / McPherson HS
29	Reagan Chism	RHP	5-9	R/R	Jr.	Decatur, TX / Stephen F. Austin
30	Kelci Hill	OF	5-10	L/R	Jr.	Murrieta, CA / Middle Tennessee State
42	Bella Hernandez	OF	5-4	R/R	So.	Flower Mound, TX / Marcus HS
99	Madison Collins	LHP	5-4	L/L	Fr.	San Antonio, TX / MacArthur HS

ALPHABETICAL ROSTER



#	PLAYER	POS	HT	B/T	YR	HOMETOWN / PREVIOUS SCHOOL
7	Tristan Bridges	LHP	5-7	L/L	Sr.	Denton, TX / Guyer HS
29	Reagan Chism	RHP	5-9	R/R	Jr.	Decatur, TX / Stephen F. Austin
16	Brittany Coe	C	5-5	R/R	Jr.	Allen, TX / UT-San Antonio
99	Madison Collins	LHP	5-4	L/L	Fr.	San Antonio, TX / MacArthur HS
6	Kendall Daniel	RHP	5-10	L/R	Fr.	Kingwood, TX / Liberty HS
4	Amanda DeSario	OF	5-8	L/R	So.	Keller, TX / Texas Tech
11	Jordan Dickerson	IF	5-10	R/R	R-So.	Mt. Pleasant, TX / Northwestern State
22	Makenzie Dunbar	RHP	5-8	R/R	Jr.	Crawford, TX / Crawford HS
13	Kennedy Ferguson	RHP	5-6	R/R	Jr.	Camas, WA / New Mexico
26	Hayden Fox	UT	5-3	R/R	Fr.	Gunter, TX / Gunter HS
8	Grace Garcia	RHP	6-2	R/R	Sr.	Leawood, KS / South Dakota
00	Austin Germain	IF	5-3	R/R	So.	San Antonio, TX / Warren HS
25	Kiana Gibson	IF	5-8	R/R	Jr.	Elgin, TX / Vernon JC
12	Sage Harlow	UT	5-6	R/R	Jr.	Whitewright, TX / Grayson CC
42	Bella Hernandez	OF	5-4	R/R	So.	Flower Mound, TX / Marcus HS
28	Sophia Herrera	RHP	5-11	R/R	Fr.	McPherson, KS / McPherson HS
30	Kelci Hill	OF	5-10	L/R	Jr.	Murrieta, CA / Middle Tennessee State
19	Alexis Hoang	OF	5-7	R/R	Sr.	Stillwater, OK / Vernon JC
23	Ashlee LaRue	OF	5-9	L/R	So.	Blanco, TX / Ole Miss
1	Morgan Medford	IF	5-8	L/R	Jr.	Denton, TX / Guyer HS
5	Paige Nunes	UT	5-6	R/R	So.	Belton, TX / Belton HS
14	Kaylin Ortner	OF	5-4	L/R	Fr.	Franklin, TX / Franklin HS
3	MacKenzie Peterson	UT	5-10	R/R	Sr.	Gilbert, AZ / New Mexico
10	Hannah Reed	IF	5-7	R/R	Fr.	Weatherford, TX / Weatherford HS
24	Bailee Riggs	OF	5-7	L/L	Jr.	Keller, TX / Central HS
15	Makayla Romeo	IF	5-5	R/R	Jr.	Claremont, CA / Loyola Marymount
9	Brady Rowland	C	5-4	R/R	Jr.	Colbert, OK / Memphis
27	Katy Schaefer	IF	5-8	R/R	Jr.	Sweeny, TX / Houston Baptist
2	Tristyn Trull	IF	5-2	R/R	So.	Decatur, TX / Decatur HS
21	Kayla Wallace	OF	5-7	L/R	Jr.	Flower Mound, TX / Blinn JC

PRONUNCIATIONS

#	PLAYER	PRONUNCIATION
00	Austin Germain	Ah-sten Jer-main
1	Morgan Medford	Morgan Medferd
2	Tristyn Trull	Tristen Truhl
3	MacKenzie Peterson	Mackenzie Peterson
4	Amanda DeSario	Amanda Deh-Sorry-Oh
5	Paige Nunes	Payj Noon-yez
6	Kendall Daniel	Kendl Daniel
7	Tristan Bridges	Tristen Bridges
8	Grace Garcia	Grace Gar-see-yuh
9	Brady Rowland	Brady Roland
10	Hannah Reed	Hann-uh Reed
11	Jordan Dickerson	Jordan Dickerson
12	Sage Harlow	Sage Harlow
13	Kennedy Ferguson	Kennedy Ferguson
14	Kaylin Ortner	Kaylen Ortner
15	Makayla Romeo	Makayla Rome-ee-oh
16	Brittany Coe	Brittany Koh
19	Alexis Hoang	Alexis Hong
21	Kayla Wallace	Kayla Wall-us
22	Makenzie Dunbar	Mackenzie Dunbar
23	Ashlee LaRue	Ashlee La-Roo
24	Bailee Riggs	Baylee Riggz
25	Kiana Gibson	Kee-Ana Gibson
26	Hayden Fox	Hayden Fox
27	Katy Schaefer	Katy Shay-ferr
28	Sophia Herrera	Sofia Her-air-uh
29	Reagan Chism	Ray-gen Chism
30	Kelci Hill	Kelsee Hill
42	Isabella Hernandez	Isabella Hernandez
99	Madison Collins	Madison Kollins
HC	Mark Cumpian	Mark Koom-peon
AC	Stefanie Phillips	Stefanie Fill-ups
AC	Alyx Cordell	Alex Kordell



RADIO / TV ROSTER

**00** AUSTIN GERMAIN**1** MORGAN MEDFORD**2** TRISTYN TRULL**3** MACKENZIE PETERSON**4** AMANDA DESARIO**5** PAIGE NUNES**6** KENDALL DANIEL**7** TRISTAN BRIDGES**8** GRACE GARCIA**9** BRADY ROWLAND**10** HANNAH REED**11** JORDAN DICKERSON**12** SAGE HARLOW**13** KENNEDY FERGUSON**14** KAYLIN ORTNER**15** MAKAYLA ROMEO**16** BRITTANY COE**19** ALEXIS HOANG**21** KAYLA WALLACE**22** MAKENZIE DUNBAR**23** ASHLEE LARUE**24** BAILEE RIGGS**25** KIANA GIBSON**26** HAYDEN FOX**27** KATY SCHAEFER**28** SOPHIA HERRERA**29** REAGAN CHISM**30** KELCI HILL**42** BELLA HERNANDEZ**99** MADISON COLLINS



**THIS IS TEXAN
SOFTBALL**



**NEXT LEVEL
TEXANS**




WAC[®]

LEARN • COMPETE • INSPIRE

After one of the richest histories of successful college softball programs in the state of Texas, Tarleton State University is raising its institutional profile to the highest level by transitioning to NCAA Division I.

Tarleton State University enters its third season as a member of the Western Athletic Conference (WAC) and NCAA Division I.

"President (Dr. James) Hurley's bold vision to take Tarleton to Division I isn't just about athletics; it will raise the profile of an already great school. This move will let folks everywhere see what we already know — Tarleton State University is a great place to get your degree and change your life," said Texas A&M University System Chancellor John Sharp.







**WINNING
TRADITION**



ONE OF THE NATION'S **ELITE PROGRAMS**

Tarleton's softball program may be one of the youngest teams in the athletics department, but it has already become one of the most champion-rich programs the university has to offer.

After Julie Garcia opened the program with a 14-20 mark in Tarleton's inaugural 1996 season and then resigned, Tarleton turned to a familiar face to lead the newly designed program in the right direction – former TexAnn Basketball standout Julie Foster-Mata. She took the reigns in 1997 and never looked back as she went on to coach the – then-named – TexAnns for 20 seasons before retiring from coaching in 2016. Mata led Tarleton to 14 postseason appearances, including four NCAA regional tournaments. The farthest postseason run of Tarleton softball came in 2015 when the purple and white made program history with an NCAA South Central Region 1 Championship. The TexAnns went through the gauntlet with three straight wins over the defending national champion West Texas A&M and Cameron en route to their first-ever appearance in the NCAA Super Regional Series.

She turned the program over to longtime assistant coach, Mark Cumpian, who has been nothing short of an instant success. He made history in his debut season by becoming the first coach in Tarleton's NCAA era to lead a team to the national playoffs in his rookie year and led Tarleton to 109 victories over the Texans' final three seasons in the Lone Star Conference – the league's most victories in that span.

Headed into its 27th season as a sanctioned program at Tarleton State University and second at NCAA Division I, the Texans have no intentions of slowing their progress.





COLOR SONG

Oh! Our hearts with joy are thrilling
 when the Tarleton Colors wave,
 And our Spirits rise with rapture
 when the Tarleton sons are brave;
 Fight for Victory, Fight for Honor,
 And success will crown the fight;
 ALL HAIL the proud defenders of the
 Purple and the White!





OUR NEW HOME



UPDATED LOCKER ROOM & FIELD

OUR NEW HOME

As Tarleton makes its move to NCAA Division I, facility upgrades have been an integral part. The Texans received an upgrade to their locker room and playing field in the summer of 2021. New, wood lockers fill the women's locker room in the Softball Indoor facility while new carpet, large-screen televisions, new paint on the walls, and graphics create a more welcoming atmosphere for all those who represent the purple and white on the softball field. The playing surface was given a new turf while brand-new LED lights and ChampionWall bring a whole new feel to softball in Stephenville.

"We're building the facilities that we need to build for this program to win national championships," said President Dr. James Hurley. "We're going to win conference championships and we're going to win national championships. To do that, you have to look good, you have to feel good, and you have to play good. It's pretty special to see what we've been able to add in a short amount of time and it starts with the work our student-athletes have put in to make this possible."







**LEADER IN
NIL**



THE BEST IN THE GAME

INFLCR VERIFIED

In 2021, Tarleton State University has taken the next step of empowering its student-athletes' aspirations of growing their personal brands by agreeing to a three-year partnership with INFLCR, the nation's leader in content and compliance software.

INFLCR provides college athletic departments with the content delivery and compliance platform to assist NCAA athletics programs in the management and monitoring of student-athlete Name, Image, and Likeness activities. INFLCR's Verified suite of products ensures student-athletes are provided the tools, content, financial literacy, and more to participate in opportunities from NIL legislation. Powered by flagship new products like the Compliance Exchange administrator dashboard and Storyteller Playbook video library, INFLCR Verified enhances the student-athlete experience by offering a comprehensive solution for responsible brand-building on social media, as well as a fully compliant path to external commercial activity from NIL.

Athletic programs are adopting this approach to educate and prepare staff and student-athletes for new opportunities and complexities from existing NIL legislation, aiming to ultimately provide best-case scenarios for student-athletes who are looking to participate in monetization activities from their NIL. Those athletes and brand ambassadors are able to access their content galleries through the INFLCR mobile app and can then share the content to their personal social media accounts.

"We are entering a new era of collegiate athletics and it's one we're excited about taking the 'Next Step'," said Vice President of Athletics Lonn Reisman. "There are so many great opportunities out there for our student-athletes to find success with their name, image and likeness, and our partnership with INFLCR (pronounced Influencer) will provide them the best avenue to capitalize."

"From streamlining content delivery to providing educational resources in our Storyteller Playbook and access to various digital marketplaces in the INFLCR Exchange, we are excited to partner department-wide with Tarleton State University and put the INFLCR mobile app and Verified product features into the hands of every Texan student-athlete," said Jim Cavale, the founder and CEO of INFLCR. "Our best-in-class technology solution will empower all Texan athletes to capitalize on NIL opportunities while Tarleton staff can be ensured transactions will automatically report to be reviewed for compliance in accordance with department regulations."



NEXT STEP

POWERED BY **INFLCR** 





**TEXAN
IRON**



NATIONAL LEADER IN ATHLETIC

PERFORMANCE

Tarleton's Texan Iron Weight Room underwent renovation to maximize its current space inside Wisdom Gym.

The renovation provides 16 Power Lift Racks with in-laid platforms on the floor of the facility that features the Perform-X Band System for band-resisted jump and quickness training, as well as added variable resistance to conventional weight training exercises. Each of the new racks are fully loaded with a complete maple wood center in-laid platforms with the band system, Uesaka Bumper Plates, and Iron Grip Plates, a step-up/squat box, land-mine rotational device, medicine ball, and Dyna-Disc for ankle strengthening.

The facility was also fitted with Regupol rubber flooring throughout the room, with the Tarleton "T" logo at each entrance, as well as dense "crash pads" at each platform, and two in-laid quick foot ladders.

Rod Cole, who is in his 31st year as a collegiate strength and conditioning coach, is in his 13th season with Tarleton Athletics. Visit tarletonsports.com/texaniron for a video tour of the facility.

"We needed to create a facility that maximizes every square foot of our space and this new renovation gives us an edge in the training of our student-athletes," said Assistant Athletic Director for Athletic Performance Rod Cole. "Any recruit that comes to our facility or sees it online will definitely see that we have a great setup featuring some aspects, such as the Perform-X Band System, that you don't see in very many places.

"The new layout of our facility will allow us to train more student-athletes in a more efficient manner with an entire weight-room session taking place at one rack," he continued. "No longer will we have to rotate around the room to complete a workout. It is a blessing that Tarleton State University's administration values college athletics enough to provide the best for our young people in terms of a fine facility, such as this, in which they can train."





**NATIONAL
RANKINGS**



TARLETON IN THE

NFCA COACHES POLL





NATIONAL FASTPITCH COACHES ASSOCIATION TOP 25 POLL HISTORY (DIVISION II)

Weeks in Rankings: 33
Most Consecutive Weeks: 12
Highest Ranking: 8
Full Seasons in Rankings: 1*

Weeks in Top-10: 2
In Top-10: 2
Date: Feb. 20, 2019
In Top-10: 0

Weeks in Top-5: 0
In Top-5: 0
Highest Final Ranking: 22
In Top 5: 0

Weeks at No. 1: 0
At No. 1: 0
Year: 2015, 19
Current Streak: 12

	PS	M12	M19	M26	A2	A9	A16	A23	A30	FINAL				
2003	--	--	--	--	--	23	23	--	--	--				
	PS	M10	M17	M24	M30	A7	A14	A21	A28	FINAL				
2004	23	11	11	22	--	--	--	--	--	--				
	PS	F25	M4	M11	M18	M25	A1	A8	A15	A22	A29	M6	FINAL	
2015	--	--	--	--	--	--	--	--	--	--	--	--	22	
	PS	F24	M2	M9	M16	M23	M30	A6	A13	A20	A27	M4	FINAL	
2016	10	20	25	--	--	--	--	--	--	--	--	--	--	
	PS	F21	F28	M7	M14	M21	M28	A4	A11	A18	A25	M1	M9	FINAL
2018	--	--	--	--	--	25	20	18	16	17	15	15	17	--
	PS	F20	F27	M6	M13	M20	M27	A3	A10	A17	A24	M1	M8	FINAL
2019	14	8	12	--	--	--	--	23	21	22	19	19	19	22
	PS	F19	F26	M4	M11	M21	M28	A4	A11	A18	A25	M1	M9	FINAL
2020	21	24	23	21	20	*	*	*	*	*	*	*	*	*

* 2020 season cut short due to COVID-19 Pandemic





**LEAVING A
LEGACY**



TARLETON ATHLETICS

HALL OF FAME





The softball program is represented in Tarleton's Athletic Hall of Fame by five of the best players to ever don the purple and white. The Hall of Fame, which was debuted in 1980, currently consists of 169 former Tarleton athletic greats, including these members of the softball program. Here's a closer look at the inductees with ties to Tarleton softball:

Jennifer Maupin-Paul
(1996-98)

Jennifer Maupin-Paul was named Tarleton's first All-American and an All-South Central Region selection. While leading Tarleton to its first LSC South Division Championship, she was an LSC South Division all-conference honoree. Paul had a .711 slugging percentage in 1998. Paul is tied for the school record with two triples in a single game, holds the record for career triples, total bases, slugging percentage and tied with fewest strikeouts (22). A member of the first-ever TexAnn softball team to don the Purple and White, Maupin-Paul became the first softball player to enter to the Tarleton Hall of Fame. Inducted in 2011.

Monica Garza
(2003-04)

Monica Garza is a career-record holder for the TexAnn softball team, and dominated the LSC from 2003-04. With a .479 average as a senior, Garza racked up 69 hits, 15 doubles, 34 runs and a .799 slugging percentage. That season earned Garza All-American, All-Region, and All-LSC honors en route to one of the best seasons in Tarleton softball history. Since leaving the TexAnns, Garza went on to play professionally in the Women's Professional Fastpitch League for the Texas Thunder, and eventually competed on the PFX tour. She is now a successful coach and physical education teacher and resides in Carrollton. Inducted 2012.

Carla Geeslin
(2003-04)

Carla Geeslin goes into the Hall of Fame as arguably the greatest pitcher to throw for the TexAnns since the program began in 1996. Geeslin owns seven school records at the time of her induction, including the all-time record for wins (62), strikeouts (521), and shutouts (23). She also boasts the single-season records for strikeouts, saves, earned run average, shutouts, and appearances. In her four seasons at Tarleton, the TexAnns won 137 games with a winning percentage of .652 and qualified for the school's first two NCAA regional tournaments in 2003 and 2004. Geeslin was a three-time all-region selection, a four-time all-conference selection, the 2001 LSC Freshman of the Year, and the 2003 LSC Pitcher of the Year. Inducted 2017.

Marcie & Gracie Villa
(2000-01)

Marcie and Gracie Villa become the first sibling tandem to enter the hall of fame together after helping change the culture of Tarleton's youngest athletic program. Just five seasons after softball came to Tarleton in 1996, the Villa twins made their way to Stephenville and led Tarleton to back-to-back 30-win seasons for the first time in school history. Tarleton won 70 games in two seasons with the Villa twins in the lineup and won the LSC South Division Championship in 2000. Both slugging standouts were awarded All-Conference recognition while Gracie garnered All-Region and NFCA All-America acclaim. Together, Marcie and Gracie Villa helped provide a cornerstone to the success of the TexAnn Softball Program. Inducted 2018.





LIFE AFTER SOFTBALL



EARNING A DEGREE

AVAILABLE DEGREE OPPORTUNITIES

ASSOCIATE'S DEGREES

Histotechnology, A.A.S.
Medical Laboratory Technology, A.A.S.

BACHELOR'S DEGREES

Accounting, B.B.A.
Administrative Systems, B.B.A.
Agribusiness, B.S.
Agricultural Services and Development, B.S.
Animal Science, B.S.
Applied Science, B.S.
Art, B.F.A.
Biology, B.S.
Biomedical Science, B.S.
Business, B.A.A.S.
Chemistry, B.S.
Civil Engineering, B.S.
Communication Studies, B.A.
Communication Studies, B.S.
Computer Information Systems, B.B.A.
Computer Information Systems, B.S.
Computer Science, B.S.
Construction Science and Management, B.S.
Criminal Justice, B.S.
Criminal Justice Administration, B.A.A.S.
Digital Media Studies, B.S.
Economics, B.S.
Electrical Engineering, B.S.
Engineering Physics, B.S.
English, B.A.
Environmental Engineering, B.S.
Environmental Science, B.S.
Finance, B.B.A.
General Business, B.B.A.
General Studies, B.S.
Geoscience, B.S.
Health Professions Technology, B.A.T.
History, B.A.
Human Resources Management, B.B.A.
Industrial Technology, B.S.
Information Technology, B.A.A.S.
Interdisciplinary Studies, B.S.
International Business, B.B.A.
International Studies, B.A.
Kinesiology, B.S.
Management, B.B.A.
Manufacturing and Industrial Management, B.A.A.S.
Manufacturing Engineering Technology, B.S.
Marketing, B.B.A.
Mathematics, B.S.

Mechanical Engineering Technology, B.S.
Medical Laboratory Science, B.S.
Music, B.A.
Music, B.M.
Nursing, B.S.N.
Performance, B.M.
Physics, B.S.
Political Science, B.A.
Political Science, B.S.
Psychology, B.S.
Public Health, B.S.
Social Work, B.S.W.
Sociology, B.S.
Spanish, B.A.
Theatre, B.F.A.
Veterinary Technology, B.A.S.
Wildlife, Sustainability, and Ecosystem Sciences, B.S.

MASTER'S DEGREES

Accounting, MAcc
Agricultural and Consumer Resources, M.S.
Agricultural and Natural Resource Sciences, M.S.
Athletic Training, M.S.
Biology, M.S.
Business Administration, M.B.A.
Clinical Mental Health Counseling, M.S. PC
Communication Studies, M.A.
Counseling, M.Ed.
Criminal Justice, M.C.J.
Curriculum and Instruction, M.Ed. PC
Educational Administration, M.Ed.
English, M.A.
Environmental Science, M.S.
History, M.A.
Human Resources Management, M.S.
Information Systems, M.S.
Kinesiology, M.S.
Mathematics, M.S.
Medical Laboratory Science, M.S.
Music Education, M.M.
Nursing Administration, M.S.N.
Nursing Education, M.S.N.
Public Administration, M.P.A.
Quality and Engineering Management, M.S.
Social Work, M.S.W.

DOCTORAL DEGREES

Educational Leadership, Ed.D.





**MEET THE
TEXANS**



MEET THE TEXANS

TARLETON TEXAN SOFTBALL



00

austin GERMAIN

5-3 | Sophomore | Infield | R/R

San Antonio, Texas

Warren High School

FRESHMAN (2022)

Helped Tarleton qualify for the National Invitational Softball Championships (NISC) and the first postseason berth in Tarleton State University's Division I history ... Played in 38 games and started 33 across four different positions in the lineup as a true freshman ... Earned starts at 2B, 3B, 1B, and DP as a true utility player ... Hit .340 with 15 runs scored and 10 extra base hits ... Drove in 17 RBI ... Had a career day in the NISC opener with her first three-hit performance and her first career home run against North Alabama (5/21) ... Had her first career hit against North Dakota State (2/27) ... Had a season-high nine-game hitting streak from 4/1 to 4/22.

WARREN HIGH SCHOOL

Lettered four years for head coach Melanie Morales ... Led her team to two district championships ... Four-time All-District First Team ... Team MVP as a senior ... Four-time Academic All-District ... Led the district in RBI (47) as a senior and had one of the league's top three batting averages (.467) ... Played two years of select summer ball for Athletics Mercado.

PERSONAL

Is a 2021 graduate of Earl Warren HS ... Daughter of Phillip and Pam ... Has two sisters, Jessica and Taylor ... Sister, Jessica, played softball at St. Mary's (TX) ... Aunt also played at St. Mary's and won a national championship with the Rattlers in 1986 ... Majoring in business finance ... Born Dec. 22.

GERMAIN'S CAREER HIGHS

Hits..... 3 vs North Alabama (5/21/22)
Doubles..... 2 vs Lamar (4/30/22)
Triples..... 1, two times (last 4/2/22)
Home Runs..... 1 vs North Alabama (5/21/22)
Runs Scored..... 2, five times (last 5/21/22)

Walks..... 2 at Abilene Christian (3/19/22)
RBI..... 3 vs North Alabama (5/21/22)
Stolen Bases..... 1 at Lamar (4/1/22)
Defensive Assists..... 5 at Stephen F. Austin (4/22/22)
Defensive Putouts..... 14 at Sam Houston (4/9/22)

GERMAIN'S CAREER STATS

YEAR	AVG	GP	GS	AB	R	H	2B	3B	HR	RBI	SLG%	BB	HBP	SO	GDP	OB%	SF	SH	SB	PO	A	E	FLD%
2022	.340	38	33	100	15	34	7	2	1	17	.480	12	3	20	0	.426	0	4	1	93	28	2	.984
TOTAL	.340	38	33	100	15	34	7	2	1	17	.480	12	3	20	0	.426	0	4	1	93	28	2	.984



MEET THE TEXANS

1

morgan MEDFORD

5-9 | Junior | Infield | L/R
Denton, Texas
Guyer High School

SOPHOMORE (2022)

All-WAC Second Team ... Helped Tarleton qualify for the National Invitational Softball Championships (NISC) and the first postseason berth in Tarleton State University's Division I history ... Set a new school record with five runs scored against Sam Houston (4/9) ... Started all 55 games at shortstop ... Hit .323 in 192 at bats ... Scored a team high 48 runs ... Recorded a .955 fielding percentage with 209 putouts and 257 assists ... Had a career high four hits against Sam Houston (4/9).

PANDEMIC FRESHMAN (2021)

NFCA/Easton D1 All-America Scholar-Athlete ... Academic All-WAC ... Received an additional season of competition following the COVID-19 shortened 2020 season ... Started 53 games at shortstop in Tarleton's first Division I season ... Hit .252 with 21 runs scored and 11 RBI ... Was one of the top defenders in the WAC with 108 assists and 91 putouts ... Had a season-high three hits against Prairie View A&M on March 10.

FRESHMAN (2020)

Played and started all 23 games for the Texans ... Hit .373 as one of four Texans to eclipse the .370 threshold for the season ... Second on the team with 24 runs scored ... Third on the team with 28 hits ... Had her first collegiate base hit and RBI against Minnesota Duluth on Jan. 31 ... Scored her first college run against Harding on Jan. 31 ... Boasted a .986 fielding percentage at shortstop with 27 putouts and 44 assists in 72 chances.

GUYER HIGH SCHOOL

Lettered four years for head coach and father Keith Medford ... Broke multiple school records, including runs scored in a season (51), season on base percentage (.625), as well as career on base percentage (.602), career batting average (.521), and career walks (55) ... Three-time First Team All-District ... 2019 District Offensive Player of the Year, All-Area Co-MVP, and First Team All-Metroplex ... Nominated for 2019 All-Metroplex All-Star game ... 2018 All-Area Offensive Player of the Year ... 2017 First Team All-Area ... 2016 All-Area Newcomer of the Year ... Four-time Academic All-District.

PERSONAL

Morgan Rhea Medford ... 2019 graduate of Guyer High School ... Daughter of Jennifer and Keith Medford ... Has one brother, Tyler ... Father, Keith, coached Morgan for whole career, including high school ... Majoring in Kinesiology ... Born June 25.

MEDFORD'S CAREER HIGHS

Hits.....	4 at Sam Houston (4/9/22)
Doubles.....	1, 11 times (last 4/16/22)
Triples.....	1, five times (last 4/15/22)
Home Runs.....	N/A
Runs Scored	5 at Sam Houston (4/9/22)

Walks.....	3 vs Prairie View A&M (2/24/21)
RBI	2, five times (last 2/11/22)
Stolen Bases.....	1, nine times (last 4/15/22)
Defensive Assists	8 at Sam Houston (4/8/22)
Defensive Putouts.....	5 vs North Texas (4/21/21)

MEDFORD'S CAREER STATS

YEAR	AVG	GP	GS	AB	R	H	2B	3B	HR	RBI	SLG%	BB	HBP	SO	GDP	OB%	SF	SH	SB	PO	A	E	FLD%
2020	.373	23	23	75	24	28	1	0	0	12	.387	8	0	4	0	.434	0	0	5	27	44	1	.986
2021	.252	53	53	147	21	37	4	2	0	11	.306	21	3	33	0	.353	2	1	2	91	108	9	.957
2022	.323	55	55	192	48	62	6	3	0	7	.385	21	1	20	0	.393	0	3	2	91	105	12	.942
TOTAL	.307	131	131	414	93	127	11	5	0	30	.357	50	4	57	0	.385	2	4	9	209	257	22	.955



MEET THE TEXANS



2

tristyn TRULL

5-2 | Sophomore | Infield | R/R
Decatur, Texas
Decatur High School

FRESHMAN (2022)

Helped Tarleton qualify for the National Invitational Softball Championships (NISC) and the first postseason berth in Tarleton State University's Division I history ... Played in 52 games and started 50 ... Hit .312 in 157 at bats ... Scored 25 runs and recorded 49 hits, including 15 extra base hits, with a .439 slugging percentage ... Drove in 26 RBI ... Had three three-hit performances ... Went 2-3 with three RBI in her collegiate debut vs. Maryland-Eastern Shore (2/11) ... Hit her first career home run in the NISC opener against North Alabama (5/21).

DECATUR HIGH SCHOOL

Lettered four years in softball for head coach Bryan Chaney ... Four-time All-District First Team ... Four-time Academic All-District ... District Offensive and Defensive Player of the Year ... Led her team to the state semifinals ... Member of the National Honor Society ... Played three summers of select softball for Texas Bombers and five for Texas Glory.

PERSONAL

Is a 2021 graduate of Decatur HS ... Daughter of Tye and Stephanie Love ... Has a sister, Taryn ... Majoring in nursing ... Born Aug. 6.

TRULL'S CAREER HIGHS

Hits.....	3, four times (last 4/29/22)
Doubles.....	2 vs Alabama State (2/19/22)
Triples.....	1, three times (last 5/23/22)
Home Runs.....	1 vs North Alabama (5/21/22)
Runs Scored	2, six times (last 5/21/22)

Walks.....	2 vs UTEP (2/25/22)
RBI.....	3, three times (last 4/29/22)
Stolen Bases.....	1 vs Lamar (4/30/22)
Defensive Assists.....	5 at Stephen F. Austin (4/22/22)
Defensive Putouts.....	6 at Lamar (4/1/22)

TRULL'S CAREER STATS

YEAR	AVG	GP	GS	AB	R	H	2B	3B	HR	RBI	SLG%	BB	HBP	SO	GDP	OB%	SF	SH	SB	PO	A	E	FLD%
2022	.312	52	50	157	25	49	11	3	1	26	.439	8	0	17	0	.343	1	1	1	94	85	5	.973
TOTAL	.312	52	50	157	25	49	11	3	1	26	.439	8	0	17	0	.343	1	1	1	94	85	5	.973

MEET THE TEXANS

3

mackenzie PETERSON

5-10 | Senior | Infield | R/R

Gilbert, Arizona

Gilbert High School | New Mexico

JUNIOR (2022)

Helped Tarleton qualify for the National Invitational Softball Championships (NISC) and the first postseason berth in Tarleton State University's Division I history ... Played in 29 games and started 24 ... Went over a full calendar year of flawless defense between sophomore and junior season (3/30/21 to 4/15/22).

SOPHOMORE (2021)

Played in 47 games and started 45 in Tarleton's first Division I season ... Was fourth on the team with a .698 OPS and five home runs ... Recorded 40 RBI ... Had three two-hit performances, including a 2-3 effort with two runs against WAC rival California Baptist on April 9 ... Recorded two three-RBI performances, including one against Texas Tech on March 20.

NEW MEXICO

Played in 21 games as a true freshman in 2019 for the Lobos ... Recorded six base hits and two RBI ... Missed the shortened 2020 season and received an additional season of competition.

GILBERT HIGH SCHOOL

Lettered four years in softball and was a two-time team captain for head coach Troy Hoffland ... Also lettered in volleyball as a freshman and sophomore ... Three-time all-district ... Two-time all-state ... Two-time all-region ... 2017 GHS Player of the Year ... 2018 GHS Offensive Player of the Year ... Played 10 years of select ball for the Killer Bees and Firecrackers.

PERSONAL

Is a 2018 graduate of Gilbert HS in Gilbert, AZ ... Daughter of Doug and Missy ... Has two brothers, D.J. and Dustin ... Brother, D.J., played baseball at UNM from 2011-13 and was a three-time All-American before being selected 12th overall by the Seattle Mariners in the 2013 MLB Draft ... Brother, Dustin, was drafted 50th overall by the San Diego Padres out of high school in the same draft ... Majoring in kinesiology ... Born March 5.

**PETERSON'S CAREER HIGHS**

Hits..... 2, three times (last 4/9/21)
Doubles..... 1, three times (last 4/10/21)
Triples..... N/A
Home Runs..... 1, five times (last 3/20/21)
Runs Scored..... 2 vs California Baptist (4/9/21)

Walks..... 3 at Utah Valley (5/7/21)
RBI..... 3, two times (last 3/20/21)
Stolen Bases..... N/A
Defensive Assists..... 1, seven times (4/28/21)
Defensive Putouts..... 12, two times (last 4/2/21)

PETERSON'S CAREER STATS

YEAR	AVG	GP	GS	AB	R	H	2B	3B	HR	RBI	SLG%	BB	HBP	SO	GDP	OB%	SF	SH	SB	PO	A	E	FLD%
2021	.202	47	45	109	14	22	3	0	5	19	.367	16	5	25	3	.331	0	3	0	225	7	2	.991
2022	.120	29	24	50	6	6	0	1	0	1	.160	9	6	15	0	.323	0	2	0	150	5	3	.981
TOTAL	.176	76	69	159	20	28	3	1	5	20	.302	25	11	40	3	.328	0	5	0	375	12	5	.987



MEET THE TEXANS



4

amanda DESARIO

5-8 | Sophomore | Outfield | L/R

Keller, Texas

Keller High School | Texas Tech

FRESHMAN (2022)

Helped Tarleton qualify for the National Invitational Softball Championships (NISC) and the first postseason berth in Tarleton State University's Division I history ... Played in 53 games and started 52 in centerfield ... Hit .292 on the season with 11 extra-base hits and 16 RBI ... Scored 41 runs and stole four bases ... Her first career home run came in thrilling fashion as she blasted the go-ahead run in the bottom of the sixth to break a 4-4 tie and give Tarleton a 5-4 win over Texas A&M-Corpus Christi to begin the season 10-0.

TEXAS TECH

Appeared in six games in the COVID-19 shortened 2020 season ... Scored three runs and stole a base ... Missed the 2021 season due to illness.

KELLER HIGH SCHOOL

Four-year letterwinner and team captain for two head coaches ... Led Keller to 6A state titles in 2016 and 2017 ... Four-time All-State ... District 5-6A Newcomer of the Year as a freshman ... Co-Defensive Player of the Year as a junior ... 5-6A All-District, DFW Fastpitch All-Metroplex, Dallas Morning News All-Area and Star-Telegram All-Area First-Team honors ... NFCA South Central All-Region Second Team ... District 5-6A Outfielder of the Year ... Star-Telegram and Keller High School Defensive Player of the Year ... Keller HS career leader in hits (225), runs (174), triples (24) and stolen bases (115) ... Ranks second all-time in at-bats (467) and a .482 batting average ... Played four seasons of select ball for Texas Glory ... Played select ball alongside current Texan teammates Reagan Chism, Brady Rowland, and Jordan Dickerson.

PERSONAL

Is a 2019 graduate of Keller HS ... Daughter of Jeff and Julie ... Has a brother, Ryan, and two sisters, Alyssa and Lindsey ... Uncle, Greg, played baseball for Tarleton ... Majoring in kinesiology ... Born Oct. 20.

DESARIO'S CAREER HIGHS

Hits.....	4 vs UTEP (2/25/22)
Doubles.....	2 at Furman (2/12/22)
Triples.....	1 vs Abilene Christian (4/15/22)
Home Runs.....	1, four times (last 5/21/22)
Runs Scored	4 at Sam Houston (4/8/22)

Walks.....	2, three times (Last 4/16/22)
RBI.....	2, three times (last 5/21/22)
Stolen Bases.....	1, four times (last 5/7/22)
Defensive Assists.....	1, five times (last 4/7/22)
Defensive Putouts.....	3, seven times (last 5/7/22)

DESARIO'S CAREER STATS

YEAR	AVG	GP	GS	AB	R	H	2B	3B	HR	RBI	SLG%	BB	HBP	SO	GDP	OB%	SF	SH	SB	PO	A	E	FLD%
2022	.292	53	52	161	41	47	6	1	4	16	.416	20	3	30	1	.378	1	6	4	55	5	4	.938
TOTAL	.292	53	52	161	41	47	6	1	4	16	.416	20	3	30	1	.378	1	6	4	55	5	4	.938

MEET THE TEXANS

5

paige NUNES

5-6 | Sophomore | Utility | R/R
Belton, Texas
Belton High School

FRESHMAN (2022)

Helped Tarleton qualify for the National Invitational Softball Championships (NISC) and the first postseason berth in Tarleton State University's Division I history ... Played in 20 games and earned 12 starts ... Made a splash in her first collegiate action by stepping in as a pinch hitter and delivering a go-ahead, two-run double against Abilene Christian (3/19) ... Had a season high four RBI against Sam Houston (4/9) ... Had her first career three hit game against ACU (4/16).

BELTON HIGH SCHOOL

Lettered four years in softball and was a three-time team captain for two head coaches ... two-time All-District ... TGCA All-State ... Two-time TSWA All-State ... District 12-6A MVP as a sophomore ... District 12-6A Defensive MVP ... Waco Tribune Herald Super-Centex ... Four-time academic all-district ... FCA Victory Bowl All-Star ... Played two years of select ball for American Freedom.

PERSONAL

Is a 2021 graduate of Belton HS ... Daughter of Vincent and Holly ... Majoring in nursing ... Is a certified medical assistant ... Born April 19.

NUNES' CAREER HIGHS

Hits..... 3 vs Abilene Christian (4/16/22)
Doubles..... 1, five times (last 4/23/22)
Triples..... N/A
Home Runs..... 1 at Sam Houston (4/8/22)
Runs Scored 1, four times (last 4/16/22)

Walks..... 1, two times (last 4/23/22)
RBI..... 4 at Sam Houston (4/8/22)
Stolen Bases..... N/A
Defensive Assists..... N/A
Defensive Putouts..... N/A

NUNES' CAREER STATS

YEAR	AVG	GP	GS	AB	R	H	2B	3B	HR	RBI	SLG%	BB	HBP	SO	GDP	OB%	SF	SH	SB	PO	A	E	FLD%
2022	.271	20	12	48	4	13	5	0	1	10	.438	2	0	7	0	.300	0	1	0	0	0	0	.000
TOTAL	.271	20	12	48	4	13	5	0	1	10	.438	2	0	7	0	.300	0	1	0	0	0	0	.000



MEET THE TEXANS



6

kendall
DANIEL

5-10 | Freshman | Pitcher | L/R
Kingwood, Texas
Liberty High School

LIBERTY HIGH SCHOOL

Lettered four years and was a team captain for head coach Karen Slack ... Led her team to back-to-back 4A State Championships in 2021-22 with a combined record of 71-13 ... Hit .562 as a senior ... Invited to the West Texas All-Star Game ... 20-5A Offensive Player of the Year in 2019 ... All-District First Team ... Academic All-District ... Three-sport athlete, lettering also in basketball and volleyball ... Played two years of select softball for Impact Gold 18u – Rodriguez.

PERSONAL

Is a 2022 graduate of Liberty HS ... Daughter of Remer and Theresa ... Has a brother, Cason, and two sisters, Courtney and Kaylyn ... Majoring in animal science ... Born Oct. 31, 2003.



MEET THE TEXANS

7

tristan BRIDGES

5-7 | Senior | Pitcher | L/L
Denton, Texas
Guyer High School

JUNIOR (2022)

Helped Tarleton qualify for the National Invitational Softball Championships (NISC) and the first postseason berth in Tarleton State University's Division I history ... Led the team with 34 pitching appearances and 12 wins in the circle ... Threw a career best 166.1 innings and documented the first 100-strikeout season of her illustrious career with 116 punchouts ... Moved into the Tarleton top 10 career list for career strikeouts, appearances, innings, complete games, and games started ... Began the season with wins in her first four appearances, including the first season-opening shutout since 2017.

PANDEMIC SOPHOMORE (2021)

NFCA/Easton D1 All-America Scholar-Athlete ... Academic All-WAC ... WAC Pitcher of the Week on April 12 ... Received an additional season of competition following the COVID-19 shortened 2020 season ... Was the ace of the Texan pitching staff with 32 appearances in Tarleton's first NCAA Division I season ... Threw the second-most innings in the WAC (164.0) on her way to the second-most complete games (18) ... Won 10 games and struck out 92 with a 4.74 ERA on the season ... Threw a complete-game, one-hitter against California Baptist on April 9 ... Had a complete-game shutout against Abilene Christian on March 17.

SOPHOMORE (2020)

Pitched in nine games and started eight during the COVID-shortened season ... Boasted a 4-1 record and threw four complete games ... Was second on the team with 42.2 innings of work ... Had 33 strikeouts ... Had at least three strikeouts in each of her final six appearances of the season.

FRESHMAN (2019)

Helped Texans advance to Lone Star Conference Championship game and third round of NCAA Regional Tournament ... Went 9-7 on the season with a 3.63 ERA ... Earned first career win versus Colorado School of Mines ... Had seven complete games and seven shutouts ... Set the Tarleton single-game record with 16 strikeouts versus McPherson College on March 18 ... Played in 21 games, started 18 of them ... Had a .833 fielding percentage.

DENTON GUYER HIGH SCHOOL

Lettered one year ... Named academic all-district.

KRUM HIGH SCHOOL

Lettered three years in softball ... Led her team to the 2017 4A Texas State Championship with an overall record of 37-4 ... 2017 State Tournament MVP ... All-Area MVP as a sophomore and junior ... Two-time all-district ... Three-time academic all-district ... Played eight years of select ball for Glory 18u Gold-Bridges.

PERSONAL

Is a 2018 graduate of Denton Guyer High School ... Daughter of Brad and Jennifer Bridges ... Majoring in accounting ... Graduated with an undergrad degree in August 2022 ... Born Sept. 18 ... Full name is Tristan Cheyenne Bridges.

BRIDGES' CAREER HIGHS

Innings Pitched	8.0 at Texas Tech (3/20/21)	Walks (Low)	0, five times (last 4/15/22)
Strikeouts	16 vs McPherson College (3/18/19)	Walks (High)	8, two times (last 3/26/22)
Hits (Low)	0 vs Houston Baptist (5/7/22)	Defensive Assists	3, six times (last 4/15/22)
Hits (High)	10, two times (last 3/22/22)	Defensive Putouts	1, 20 times (last 4/30/22)

BRIDGES' CAREER PITCHING STATS

YEAR	ERA	W	L	APP	GS	CG	SHO	SV	IP	H	R	ER	BB	SO	2B	3B	HR	BF	BAVG	WP	HBP	BK	SFA	SHA
2019	3.63	9	7	21	18	7	5	1	86.2	79	52	45	41	79	10	2	5	389	.236	2	7	0	1	5
2020	4.27	4	1	9	8	4	0	0	42.2	47	28	26	24	33	9	2	2	210	.275	0	11	0	0	4
2021	4.71	10	20	32	27	19	1	0	165.0	185	137	111	132	92	38	4	16	827	.281	5	16	0	1	19
2022	3.70	12	12	34	28	16	2	0	166.1	166	106	88	116	116	24	2	16	807	.254	7	21	0	1	16
TOTAL	4.10	35	40	96	81	46	8	1	460.2	477	323	270	313	320	81	10	39	2233	.262	14	55	0	3	44

BRIDGES' CAREER OFFENSIVE AND DEFENSIVE STATS

	AVG	GP	GS	AB	R	H	2B	3B	HR	RBI	SLG%	BB	HBP	SO	GDP	OB%	SF	SH	SB	PO	A	E	FLD%
Total	.000	81	46	0	0	0	0	0	0	0	.000	0	0	0	0	.000	0	0	0	20	79	5	.952



MEET THE TEXANS

TARLETON TEXAN SOFTBALL

8

grace
GARCIA

6-2 | Senior | Pitcher | R/R

Leawood, Kansas

Blue Valley High School | South Dakota

UNIVERSITY OF SOUTH DAKOTA

Graduate transfer after a four-year career at South Dakota ... Pitched in 39 games, starting 15 during her time at USD ... Threw a career-high 77.1 innings as a senior and went 7-5 with a 4.89 ERA and 64 strikeouts ... Had a season-high five strikeouts on three occasions in 2022 ... Earned her first collegiate win against Drexel on Feb. 16, 2019 with 2.2 innings of shutout relief ... Dean's List every semester ... Summit League Academic Honor Roll ... Summit League Commissioner's List of Academic Excellence ... NFCA All-America Scholar-Athlete.

BLUE VALLEY HIGH SCHOOL

Lettered four years in softball for head coach Amy Oestmann ... Led her team to a region championship in 2017 and then a league and regional title in 2018 before advancing to the state tournament ... Three-time all-conference ... All-State ... Pitched seven shutouts in 2017 including two no-hitters and averaged 7.6 strikeouts per game ... AP Scholar ... Presidential Award for Educational Excellence ... Presidential Volunteer Service Award ... Honors Biology Award ... Principal's Honor Roll for eight semesters ... American Scholar Athlete Award ... Invited to compete in the Missouri-Kansas All-Star Game ... Played select ball for Peppers Gold ...

PERSONAL

Is a 2018 graduate of Blue Valley HS in Overland Park, KS ... Daughter of Angel Garcia and Sandy Henderson ... Has a brother, Mitchell, and a sister, Claudia ... Pursuing a master of science in kinesiology ... Born April 8, 2000.



MEET THE TEXANS

THIS OUR TEAM

9

brady

ROWLAND

5-5 | Junior | Catcher | R/R

Colbert, Oklahoma

Colbert High School | Memphis

SOPHOMORE (2022)

Helped Tarleton qualify for the National Invitational Softball Championships (NISC) and the first postseason berth in Tarleton State University's Division I history ... Started 41 games ... Hit .331 in 124 at bats with 14 extra base hits, including five home runs ... Drove in 30 RBI ... Named WAC Hitter of the Week on Feb. 21 ... Her first career hit was part of a career day, collecting three hits and four RBI, against Maryland-Eastern Shore (2/11) ... Had four three-hit performances ... Had two four-RBI performances ... Threw out eight baserunners from behind the dish.

MEMPHIS

Two semesters on the Dean's List ... Played two seasons for the Tigers, including the COVID-19 shortened 2020 season ... Started all 25 games in 2020 as a true freshman ... Played in 62 games in her career with 57 starts ... Hit nine home runs in her Memphis career ... In her last year, had a season-high four RBI against Houston on April 30.

COLBERT HIGH SCHOOL

Lettered four years in softball for head coach Dalton Nelson ... Led her team to two district championships and a regional title in 2018 ... Four-time all-conference ... Two-time conference MVP ... All-District ... All-Region ... All-State ... Four-time Superintendent Honor Roll ... Class Salutatorian ... Two-sport standout in softball and basketball ... Played seven years of select softball for Texas Glory.

PERSONAL

Is a 2019 graduate of Colbert HS in Colbert, Oklahoma ... Daughter of Cody and Kim ... Has two sisters, Keegan and Tally ... Majoring in kinesiology ... Born Jan. 26.

ROWLAND'S CAREER HIGHS

Hits.....	3, four times (last 5/21/22)
Doubles.....	1, nine times (last 5/21/22)
Triples.....	N/A
Home Runs.....	1, five times (4/29/22)
Runs Scored	2 vs Maryland-Eastern Shore (2/12/22)

Walks.....	3 vs Texas A&M-Corpus Christi (2/20/22)
RBI.....	4, two times (last 4/9/22)
Stolen Bases.....	N/A
Defensive Assists	2, seven times (last 5/7/22)
Defensive Putouts.....	11 vs Furman (2/12/22)

ROWLAND'S CAREER STATS

YEAR	AVG	GP	GS	AB	R	H	2B	3B	HR	RBI	SLG%	BB	HBP	SO	GDP	OB%	SF	SH	SB	PO	A	E	FLD%
2022	.331	41	41	124	19	41	9	0	5	30	.524	23	1	12	2	.439	0	1	0	147	22	1	.994
TOTAL	.331	41	41	124	19	41	9	0	5	30	.524	23	1	12	2	.439	0	1	0	147	22	1	.994



MEET THE TEXANS



10

hannah REED

5-7 | Freshman | Infield | R/R
Weatherford, Texas
Weatherford High School

WEATHERFORD HIGH SCHOOL

Lettered four years in softball for head coach Jeff Lemons ... District Defensive Player of the Year ... All-District First Team ... Two-time All-Metroplex First Team ... TGCA All-Star ... Weatherford Girls Athletics Who's Who ... Two-time Academic All-District ... Academic All-State ... Graduated Cum Laude ... Hit over .440 in each of her final two seasons.

PERSONAL

Is a 2022 graduate of Weatherford ISD ... Daughter of Derek and Dawn Morton ... Majoring in business ... Born January 4, 2004.



MEET THE TEXANS

11

jordan DICKERSON

5-10 | R-Sophomore | Infield | R/R

Mt. Pleasant, Texas

Mt. Pleasant High School | Northwestern State

SOPHOMORE (2022)

Missed the entire season due to injury ... Received a medical redshirt.

FRESHMAN (2021)

Honorable Mention All-WAC ... NFCA/Easton D1 All-America Scholar-Athlete ... Academic All-WAC ... Started 51 games in the infield in Tarleton's first NCAA Division I season ... Hit .274 with three home runs and 15 RBI ... Had four two-hit performances ... Had a career night on April 9 against California Baptist with 5 RBI, including a walk-off grand slam in a 14-5 rout of the Lancers ... Had her second walk-off hit of the season with a game-winning single against North Texas in a 4-3 win on April 21.

NORTHWESTERN STATE (L.A.)

Was a defensive standout in the infield for Northwestern State ... Appeared in 14 games and earned 11 starts ... Recorded her first collegiate hit against Arkansas-Pine Bluff ... Also drove in two RBI in her lone, shortened season with the Demons.

MOUNT PLEASANT HIGH SCHOOL

Lettered four years in softball ... Four-time all-district ... 2016 Offensive Player of the Year ... 2018 Team Defensive Player of the Year ... Two-time Team MVP ... Two-time District MVP ... Four-time academic all-district ... TGCA All-State ... Owns the MPHHS School Records for home runs, RBI, batting average, on-base percentage and slugging percentage, as well as the single-season record for RBI, batting average and slugging percentage ... Also lettered three years in basketball ... Played select ball for Texas Glory.

PERSONAL

Is a 2019 graduate of Mount Pleasant HS ... Daughter of Kenny and Carole ... Has a brother, Tyler ... Majoring in business ... Born May 9.

**DICKERSON'S CAREER HIGHS**

Hits.....	2, four times (last 4/9/21)
Doubles.....	1, three times (last 4/9/21)
Triples.....	N/A
Home Runs.....	1, three times (last 4/24/21)
Runs Scored.....	2, three times (last 4/24/21)

Walks.....	1, 11 times (last 5/1/21)
RBI.....	5 vs California Baptist (4/9/21)
Stolen Bases.....	1 vs California Baptist (4/10/21)
Defensive Assists.....	5 at Incarnate Word (3/23/21)
Defensive Putouts.....	6 vs California Baptist (4/10/21)

DICKERSON'S CAREER STATS

YEAR	AVG	GP	GS	AB	R	H	2B	3B	HR	RBI	SLG%	BB	HBP	SO	GDP	OB%	SF	SH	SB	PO	A	E	FLD%
2021	.274	51	51	135	16	37	3	0	3	15	.363	11	0	27	0	.324	2	4	1	83	74	9	.946
2022	.000	0	0	0	0	0	0	0	0	0	.000	0	0	0	0	.000	0	0	0	0	0	0	.000
TOTAL	.274	51	51	135	16	37	3	0	3	15	.363	11	0	27	0	.324	2	4	1	83	74	9	.946



MEET THE TEXANS

TARLETON TEXAN SOFTBALL



12

sage
HARLOW

5-6 | Junior | Utility | R/R

Whitewright, Texas

Whitewright High School | Grayson CC

GRAYSON COUNTY COLLEGE

All-American Second Team ... All-Region First Team ... All-Conference First Team ... Played in 103 games over two seasons ... Hit .374 with 17 HR and 75 RBI as a freshman ... Followed up with a .339 campaign, seven HR and 51 RBI as a sophomore ... Totaled 126 RBI and 24 HR in her Grayson career ... Led Grayson to the JUCO World Series National Championship game in 2021 ... Dean's list ... Career highlight came in a Feb. 8, 2021 doubleheader against Paris where she went 8-8 across two games with three home runs, a double, a triple, and 15 RBI ... Played three years of select softball for Impact Gold National.

WHITEWRIGHT HIGH SCHOOL

Lettered four years in softball and was a two-time team captain for head coach Zachary Gillen ... MVP ... Offensive MVP ... Newcomer of the Year ... Gold Glove ... Two-time All-State ... Four-time A/B Honor Roll ... Selected to play in the 2020 All-Metroplex Game.

PERSONAL

Is a 2020 graduate of Whitewright HS ... Daughter of Bert and Joni ... Has a sister, Sierra ... Majoring in kinesiology ... Born June 17, 2022.

MEET THE TEXANS

13

kennedy FERGUSON

5-6 | Junior | Pitcher | R/R

Camas, Washington

Camas High School | New Mexico

SOPHOMORE (2022)

Helped Tarleton qualify for the National Invitational Softball Championships (NISC) and the first postseason berth in Tarleton State University's Division I history ... Boasted a team best 5-1 record in 15 appearances ... Led the team with a 2.95 ERA on the season ... Struck out 45 in 40.1 innings of work ... Made her debut against Maryland-Eastern Shore with two innings of relief ... Had her first career save against Furman (2/12) ... Earned her first win in six innings of relief against UTEP (2/25) and eight strikeouts ... Had a season high nine strikeouts against UTEP (3/30) in a complete game victory ... Missed the last two months of the season due to injury.

UNIVERSITY OF NEW MEXICO:

Previously attended the University of New Mexico for 2 years ... Suffered a tough-luck, one-run loss in Gainesville, FL with a complete game against the Gators as a true freshman.

CAMAS HIGH SCHOOL:

Lettered 3 years in softball under head coach Dale Lunde ... Led her softball team to 4th in the state for 2017 and 2018 ... She was 2016 Pitcher of the Year ... 2017 All Regional Player of the Year/Pitcher of the Year ... 2018 Record holder for HR (8) in a season, and K's (310) in a season. Also played 4 years of select ball for BatCompany.

PERSONAL:

Daughter of David and DeeAnn ... Has a sister Isabelle ... Majoring in Criminal Justice ... Born January 29.

**FERGUSON'S CAREER HIGHS**

Innings Pitched 7.0 vs UTEP (3/30/22)
 Strikeouts 9 vs UTEP (3/30/22)
 Hits (Low) 0, three times (last 3/16/22)
 Hits (High) 6 vs North Dakota State (2/25/22)

Walks (Low) 0, four times (last 3/26/22)
 Walks (High) 3 vs Sam Houston (3/13/22)
 Defensive Assists 1, five times (last 3/30/22)
 Defensive Putouts N/A

FERGUSON'S CAREER PITCHING STATS

YEAR	ERA	W	L	APP	GS	CG	SHO	SV	IP	H	R	ER	BB	SO	2B	3B	HR	BF	BAVG	WP	HBP	BK	SFA	SHA
2022	2.95	5	1	15	2	1	0	1	40.1	35	18	17	14	45	7	2	3	170	.233	2	2	0	1	3
TOTAL	2.95	5	1	15	2	1	0	1	40.1	35	18	17	14	45	7	2	3	170	.233	2	2	0	1	3

FERGUSON'S CAREER OFFENSIVE AND DEFENSIVE STATS

	AVG	GP	GS	AB	R	H	2B	3B	HR	RBI	SLG%	BB	HBP	SO	GDP	OB%	SF	SH	SB	PO	A	E	FLD%
Total	.000	15	2	0	0	0	0	0	0	0	.000	0	0	0	0	.000	0	0	0	0	5	1	.833



MEET THE TEXANS

TARLETON TEXAN SOFTBALL



14
kaylin
ORTNER

5-4 | Freshman | Outfield | L/R
Franklin, Texas
Franklin High School

FRANKLIN HIGH SCHOOL

Lettered four years in softball and three years in basketball ... Led her softball team to back-to-back district championships as a junior and senior ... Led team to a state semifinal appearance ... Part of two district championship and region finalist basketball teams ... Softball awards include Two-time District Defensive MVP, two-time All-Brazos Valley, and two-time All-State ... Three-time all-district basketball ... Part of six Academic All-District teams between two sports ... Hit over .500 in each of her last two softball seasons, including .574 as a junior ... Stole 74 bases in her final two seasons ... Ranked No. 20 in FastPitchNet National Player Rankings for the class of 2022 ... Ranked No. 74 in Extra Innings National Player Rankings ... Played four years of select ball for Buzz Fastpitch.

PERSONAL

Is a 2022 graduate of Franklin HS ... Daughter of Timothy and Stephanie ... Has a brother, Colton ... Majoring in kinesiology ... Born Feb. 16, 2004.

MEET THE TEXANS

15

makayla ROMEO

5-5 | Junior | Infield | R/R
Claremont, California

Claremont High School | Loyola Marymount

SOPHOMORE (2022)

Helped Tarleton qualify for the National Invitational Softball Championships (NISC) and the first postseason berth in Tarleton State University's Division I history ... Played in 14 games and started three ... Hit .333 in 21 at bats ... Had seven hits, including four extra base hits for a .619 slugging percentage ... Hit her first career home run against Lamar (4/19) ... Had her first career hit against Maryland-Eastern Shore (2/11).

LOYOLA MARYMOUNT

Played in the COVID-19 shortened 2020 season as a true freshman ... Appeared in three games and started two in 2020 ... Recorded a perfect 1.000 fielding percentage with 11 putouts and one assist ... Recorded hits in her first two collegiate games against Hawaii (2/16) and San Diego State (2/18).

CLAREMONT HIGH SCHOOL

Lettered three years and was a two-time team captain in softball ... Four-time All-League, including three First Team selections ... Math Excellence award winner ... Graduated top 10% ... Led her league in HR and RBI as a senior ... Played three years of select softball for Explosion, where she was a Triple Crown Colorado Sparkler Classic All-American ... Dual-sport athlete also competing in volleyball.

PERSONAL

Is a 2019 graduate of Claremont HS in Claremont, CA ... Daughter of Todd and Louise Harrison ... Has two sisters, Sydney and Dilynn ... Majoring in kinesiology and nursing ... Born April 24.



ROMEO'S CAREER HIGHS

Hits..... 2 vs Lamar (4/30/22)
Doubles..... 1, three times (last 4/30/22)
Triples..... N/A
Home Runs..... 1 vs Lamar (4/29/22)
Runs Scored..... 1, three times (last 4/30/22)

Walks..... 1 at Stephen F. Austin (4/23/22)
RBI..... 3 vs Lamar (4/29/22)
Stolen Bases..... N/A
Defensive Assists..... N/A
Defensive Putouts..... 7 vs Lamar (4/29/22)

ROMEO'S CAREER STATS

YEAR	AVG	GP	GS	AB	R	H	2B	3B	HR	RBI	SLG%	BB	HBP	SO	GDP	OB%	SF	SH	SB	PO	A	E	FLD%
2022	.333	14	3	21	3	7	3	0	1	6	.619	1	0	4	1	.364	0	0	0	22	0	0	1.000
TOTAL	.333	14	3	21	3	7	3	0	1	6	.619	1	0	4	1	.364	0	0	0	22	0	0	1.000



MEET THE TEXANS



16

brittany
COE

5-5 | Junior | Catcher | R/R

Allen, Texas

Allen High School | UTSA

SOPHOMORE (2022)

Helped Tarleton qualify for the National Invitational Softball Championships (NISC) and the first postseason berth in Tarleton State University's Division I history ... Played in 35 games and started 28 ... Had 16 hits, including two doubles and three home runs, with nine RBI ... Her first career home run came in dramatic fashion as he blasted a two-out, walk-off homer in seventh inning of her home debut to give Tarleton a 2-1 win over Syracuse (2/18) ... Threw out five base runners from behind the dish.

UTSA

Commissioner's Honor Roll ... Played in 45 games and started 39 in two seasons at UTSA, including the COVID-19 shortened 2020 season ... Hit .247 in 35 games in 2021 with five home runs and 16 RBI ... Had a career day against Kansas City on March 21, 2021 with four hits, three RBI and two home runs.

ALLEN HIGH SCHOOL

Lettered four years in softball for head coach Philip Spaniel ... Three-time All-District, including two First Team selections ... Team MVP as a sophomore ... Team Offensive MVP as a junior ... Three-time Academic All-District ... Played five years of select softball for Mizuno Impulse.

PERSONAL

Is a 2019 graduate of Allen HS ... Daughter of Paul and Alison ... Has a brother, Brady ... Majoring in communication in sciences and disorders ... Born Aug. 10.

COE'S CAREER HIGHS

Hits.....	2, two times (last 3/13/22)
Doubles.....	1, two times (last 2/19/22)
Triples.....	N/A
Home Runs.....	1, three times (last 3/13/22)
Runs Scored	1, six times (last 4/30/22)

Walks.....	2 vs Lamar (4/30/22)
RBI.....	3 vs Sam Houston (3/13/22)
Stolen Bases.....	N/A
Defensive Assists.....	2, two times (last 3/5/22)
Defensive Putouts.....	10 vs Buffalo (2/25/22)

COE'S CAREER STATS

YEAR	AVG	GP	GS	AB	R	H	2B	3B	HR	RBI	SLG%	BB	HBP	SO	GDP	OB%	SF	SH	SB	PO	A	E	FLD%
2022	.203	35	28	79	6	16	2	0	3	9	.342	8	3	18	0	.300	0	0	0	63	9	1	.986
TOTAL	.203	35	28	79	6	16	2	0	3	9	.342	8	3	18	0	.300	0	0	0	63	9	1	.986



MEET THE TEXANS

19

alexis HOANG

5-7 | Senior | Outfield | R/R

Stillwater, Oklahoma

Stillwater High School | Vernon JC

JUNIOR (2022)

Helped Tarleton qualify for the National Invitational Softball Championships (NISC) and the first postseason berth in Tarleton State University's Division I history ... Played in 25 games and started three ... Scored three runs and drove in six RBI ... Hit a walk-off home run against Texas Southern (3/1).

SOPHOMORE (2021)

NFCA/Easton D1 All-America Scholar-Athlete ... Academic All-WAC ... Appeared in 26 games in Tarleton's debut Division I season, earning 15 starts ... Hit two home runs with six RBI, including her first career long ball against Texas Tech in Lubbock on March 21 ... Had a season-high three RBI against Utah Valley on May 8.

VERNON COLLEGE

Played two seasons at Vernon ... Sophomore season ended after 19 games due to COVID-19 ... NFCA All-America Scholar Athlete ... NTJCAC All-Academic ... Combined for 65 games in her career with a .404 batting average, 10 HR, 23 2B and eight triples ... Drove in 54 career RBI.

STILLWATER HIGH SCHOOL

Lettered four years and was a two-time team captain in softball for head coach Karie Linsenmeyer ... Led her team to a regional championship in 2017 ... Four-time All-Conference ... Class Valedictorian ... Member of the Beta Club and National Honor Society ... A-Honor Roll ... Played three years of select softball for 918 Prospects.

PERSONAL

Is a 2018 graduate of Stillwater HS in Oklahoma ... Daughter of Joseph and Leca Hoang ... Has a brother, Conner ... Majoring in agribusiness ... Born Dec. 1.

**HOANG'S CAREER HIGHS**

Hits..... 1, 13 times (last 4/30/22)
Doubles..... 1 vs California Baptist (4/9/21)
Triples..... N/A
Home Runs..... 1, three times (last 3/1/22)
Runs Scored 1, seven times (last 4/2/22)

Walks..... 1, eight times (last 4/2/22)
RBI..... 3, two times (last 3/1/22)
Stolen Bases..... N/A
Defensive Assists..... N/A
Defensive Putouts..... 4 at Utah Valley (5/8/21)

HOANG'S CAREER STATS

YEAR	AVG	GP	GS	AB	R	H	2B	3B	HR	RBI	SLG%	BB	HBP	SO	GDP	OB%	SF	SH	SB	PO	A	E	FLD%
2021	.190	26	15	42	4	8	1	0	2	6	.357	5	1	17	0	.292	0	1	1	13	0	1	.929
2022	.192	25	3	26	3	5	0	0	1	6	.308	3	1	11	0	.290	1	0	0	3	0	0	1.000
TOTAL	.191	51	18	68	7	13	1	0	3	12	.338	8	2	28	0	.291	1	1	1	16	0	1	.941



MEET THE TEXANS

TARLETON TEXAN SOFTBALL



21

kayla WALLACE

5-7 | Junior | Outfield | L/R

Flower Mound, Texas

Flower Mound High School | Blinn JC

BLINN JUNIOR COLLEGE

Spent one year at Blinn Junior College ... All-Conference Second Team ... Played in 44 games ... Hit .341 with four home runs and 24 RBI ... Boasted a perfect 4.0 GPA.

STEPHEN F. AUSTIN

Played in 21 games for SFA in 2021 ... Recorded four putouts against Houston Baptist on May 7 ... Recorded her first collegiate hit against North Texas on Feb. 27.

FLOWER MOUND HIGH SCHOOL

Lettered four years in softball and was a team captain for Mark Larriba ... Three-time All-District ... Two-time All-DFW metroplex area ... Four-time academic all-district ... Also lettered three years and was an all-district basketball player ... Played four years of select ball for Glory-Shelton.

PERSONAL

Is a 2020 graduate of Flower Mound HS ... Daughter of Danny Wallace and Julie Holliman ... Has two brothers, Austin and Garrett, and a sister, Abby ... Majoring in animal science ... Born Feb. 28.



MEET THE TEXANS

22

makenzie DUNBAR

5-8 | Junior | Pitcher | R/R
Crawford, Texas
Crawford High School

SOPHOMORE (2022)

Helped Tarleton qualify for the National Invitational Softball Championships (NISC) and the first postseason berth in Tarleton State University's Division I history ... Appeared in three games out of the bullpen ... Threw a season-high 2.0 innings against Lamar on April 29.

FRESHMAN (2021)

NFCA/Easton D1 All-America Scholar-Athlete ... Appeared in nine games as a true freshman in Tarleton's NCAA Division I debut ... Had a career outing with 3.2 innings of one-hit, shutout relief against Seattle on April 24 ... Earned her first start on May 8 against Utah Valley ... Threw 15.1 innings for the season.

CRAWFORD HIGH SCHOOL

Lettered four years in softball under head coach Kirk Allen ... Also lettered two years in basketball ... Led her softball team to the 2019 2A State Championship with a record 36-3 ... MVP of the State Championship game after throwing three shutout innings and hitting the walk-off double ... Went 19-0 with a 0.49 ERA and 186 strikeouts in the circle while hitting .564 with 52 RBI in 2019 ... 2019 District 10-2A MVP and Super CenTex Player of the Year ... TSWA All-State and Player of the Year ... TGCA All-Star and All-State ... Four-time Academic All-District ... TGCA Academic All-State ... Three-time all-district ... Two-time team Hustle Award winner ... 2019 CHS Player of the Year ... Four-time 'A' Honor Roll ... Four-year perfect attendance ... 10-year member of FFA ... Career ERA of 0.56 and a .444 batting average ... Crawford went 58-1 in games she pitched ... Also played eight years of select ball for CenTex Buzz.

PERSONAL

Is a 2020 graduate of Crawford HS ... Daughter of Brian and Shelley ... Majoring in kinesiology ... Born May 30.

DUNBAR'S CAREER HIGHS

Innings Pitched 3.2 vs Seattle (4/24/21)
Strikeouts 1, four times (last 5/21/22)
Hits (Low) 0 at Utah Valley (5/7/21)
Hits (High) 5, three times (last 5/21/22)

Walks (Low) 0, seven times (last 5/21/22)
Walks (High) 3, two times (last 5/8/21)
Defensive Assists 1, four times (last 4/29/22)
Defensive Putouts N/A

DUNBAR'S CAREER PITCHING STATS

YEAR	ERA	W	L	APP	GS	CG	SHO	SV	IP	H	R	ER	BB	SO	2B	3B	HR	BF	BAVG	WP	HBP	BK	SFA	SHA
2021	6.70	0	1	9	1	0	0	0	15.2	26	23	15	7	2	5	1	5	80	.366	3	1	0	1	0
2022	11.45	0	0	3	0	0	0	0	3.2	9	8	6	2	2	1	1	2	22	.500	0	0	0	2	0
TOTAL	7.60	0	1	12	1	0	0	0	19.1	35	31	21	9	4	6	2	7	102	.393	3	1	0	3	0

DUNBAR'S CAREER OFFENSIVE AND DEFENSIVE STATS

	AVG	GP	GS	AB	R	H	2B	3B	HR	RBI	SLG%	BB	HBP	SO	GDP	OB%	SF	SH	SB	PO	A	E	FLD%
Total	.000	22	14	0	0	0	0	0	0	0	.000	0	0	0	0	.000	0	0	0	0	4	0	1.000



MEET THE TEXANS



23

ashlee LARUE

5-9 | Sophomore | Outfield | L/R

Blanco, Texas

Blanco High School | Ole Miss

REDSHIRT FRESHMAN (2022)

Helped Tarleton qualify for the National Invitational Softball Championships (NISC) and the first postseason berth in Tarleton State University's Division I history ... Played in 31 games and started 27 games ... Had 12 hits, including four for extra bases ... Drove in 10 RBI ... Had her first career hit against Bellarmine (2/11) ... Hit her first home run against Prairie View A&M (2/19).

OLE MISS (2021)

Redshirted in her lone season at Ole Miss as a result of an injury ... Member of the Dean's List in each semester.

BLANCO HIGH SCHOOL

Lettered four years in softball for head coach Micheal Seales ... Was a 4-sport athlete competing in softball, volleyball, basketball, and track and field ... In softball, led Panthers to a district and area championship in 2018 and another area title in 2019 ... TGCA All-State ... Vype All-South Texas ... All-Central Texas ... Two-time District MVP ... Hit over .400 in all four seasons of competition, registering a .568 mark as a junior, .545 as a sophomore, .482 as a freshman and .411 as a senior ... Helped the BHS volleyball team to a state semifinal appearance in 2018 and the basketball team to a district and area title in 2019 ... Played five seasons of select ball for Texas Bombers Gold and led the team to PGF National runners up in 2018 and third place in 2019 ... The entire 2020 Bombers team went on to play at the Division I level.

PERSONAL

Is a 2020 graduate of Blanco High School ... Daughter of Shaun and Michelle LaRue ... Has a sister, Emilee ... Father, Shaun, played professional baseball in the Cincinnati Reds system ... Uncle, Jason, played Major League Baseball for 12 seasons with the Reds, Kansas City Chiefs, and St. Louis Cardinals ... Major is business ... Born Jan. 15.

LARUE'S CAREER HIGHS

Hits.....	2, two times (last 2/19/22)
Doubles.....	1, two times (last 2/19/22)
Triples.....	N/A
Home Runs.....	1, two times (last 3/12/22)
Runs Scored.....	3 vs MD-Eastern Shore (2/12/22)

Walks.....	1, three times (last 4/2/22)
RBI.....	3 vs Prairie View A&M (2/19/22)
Stolen Bases.....	N/A
Defensive Assists.....	1 at McNeese (3/4/22)
Defensive Putouts.....	3 vs Texas Southern (3/1/22)

LARUE'S CAREER STATS

YEAR	AVG	GP	GS	AB	R	H	2B	3B	HR	RBI	SLG%	BB	HBP	SO	GDP	OB%	SF	SH	SB	PO	A	E	FLD%
2022	.167	31	27	72	9	12	2	0	2	10	.278	3	4	19	0	.238	1	2	0	24	1	3	.893
TOTAL	.167	31	27	72	9	12	2	0	2	10	.278	3	4	19	0	.237	1	2	0	24	1	3	.893



MEET THE TEXANS

24

bailee RIGGS

5-7 | Junior | Outfield | L/L
Keller, Texas
Central High School

SOPHOMORE (2022)

Helped Tarleton qualify for the National Invitational Softball Championships (NISC) and the first postseason berth in Tarleton State University's Division I history ... Appeared in 16 games and scored five runs.

FRESHMAN (2021)

Honorable Mention All-WAC ... NFCA/Easton D1 All-America Scholar-Athlete ... Academic All-WAC ... Played in 46 games and started 30 as a true freshman in Tarleton's first NCAA Division I season ... Led the team with a .340 batting average ... Scored 24 runs and led the team with 12 stolen bases ... Had three three-hit performances ... Scored a season-high two runs on three different occasions ... Drove in a season-high two RBI in Tarleton's walk-off win against California Baptist on April 9 ... Played a flawless left field with a 1.000 fielding percentage and 38 putouts.

CENTRAL HIGH SCHOOL

Lettered four years in softball for head coach and Tarleton alumna Katie Welborn ... Three-time All-District ... 2019 District MVP ... 2017 District Offensive MVP ... Three-time academic all-district ... Played five years of select softball for Texas Glory FTW ... Glory NFCA All-American Scholar-Athlete ... USSSA Select 30 All-American.

PERSONAL

Is a 2020 graduate of Central HS in Keller ... Daughter of Jayme and Michelle ... Has a sister, Ashley ... Majoring in criminal justice ... Born April 3.

**RIGGS' CAREER HIGHS**

Hits.....	3, three times (last 5/8/21)
Doubles.....	N/A
Triples.....	N/A
Home Runs.....	N/A
Runs Scored	2, three times (last 4/23/21)

Walks.....	1, eight times (last 5/1/21)
RBI.....	2 vs California Baptist (4/9/21)
Stolen Bases.....	2 at Utah Valley (5/8/21)
Defensive Assists.....	N/A
Defensive Putouts.....	4, three times (last 4/3/21)

RIGGS' CAREER STATS

YEAR	AVG	GP	GS	AB	R	H	2B	3B	HR	RBI	SLG%	BB	HBP	SO	GDP	OB%	SF	SH	SB	PO	A	E	FLD%
2021	.340	46	30	94	24	32	0	0	0	3	.340	8	1	17	0	.398	0	1	12	38	0	0	1.000
2022	.000	16	2	6	5	0	0	0	0	0	.000	0	1	4	0	.143	0	0	0	0	0	0	.000
TOTAL	.320	62	32	100	29	32	0	0	0	3	.320	8	2	21	0	.382	0	1	12	38	0	0	1.000



MEET THE TEXANS

TARLETON TEXAN SOFTBALL



25

kiana
GIBSON

5-8 | Junior | Infield | R/R

Elgin, Texas

Elgin High School | Vernon JC

VERNON JUNIOR COLLEGE

Spent two seasons Vernon JC ... Hit .439 with nine HR and 36 RBI as a freshman in 2021 ... Followed up with a .434 average as a sophomore with 14 HR and 54 RBI ... Tallied 23 HR and 90 RBI in her two-year career ... Named All-Region and All-Conference First Team ... Member of Phi Theta Kappa Honor Society.

ELGIN HIGH SCHOOL

Started four years and was a two-time team captain ... Led Elgin to the playoffs all four years, including a run to the regional finals ... Three-time Elgin HS MVP ... District Offensive MVP as a junior ... TGCA All-State ... Two-time TSWA Honorable Mention All-State ... Three-time Academic All-District ... All-Centex Prep Award ... All-District First Team ... Graduate Magna Cum Laude ... Member of the National Honor Society ... Chosen to compete in the FCA All-Star Game and Austin Area All-Star Game ... Played select ball for the nationally-ranked Tulsa Elite National Team.

PERSONAL

Is a 2020 graduate of Elgin HS ... Daughter of Kelly and Jessica ... Has two brothers, Anthony and Tre, and a sister, Kalista ... Majoring in pre-dentistry ... Born July 24, 2002.

MEET THE TEXANS

26

hayden FOX

5-3 | Freshman | Utility | R/R
Gunter, Texas
Gunter High School

GUNTER HIGH SCHOOL

Lettered four years in softball and was a three-time team captain ... Two-time All-Texomaland Softball Honoree and 2022 All-Texomaland Player of the Year ... Three-time First Team All-District ... Two-time TSWA All-State ... Two-time Team MVP ... 2019 District Catcher of the Year ... 2021 District Defensive Player of the Year ... 2022 District Co-MVP ... TGCA State All-Star ... All-Metroplex First Team ... Four-time Academic All-District ... Academic All-State ... 2021 Gunter High School Top Student Banquet Honoree ... Holds Gunter HS records for career batting average (.490) and triples (13) ... Named Honorable Mention Extra Innings National Player of the Week on April 4, 2022 ... Played three years of select ball for Texas Glory Fastpitch.

PERSONAL

Is a 2022 graduate of Gunter HS ... Daughter of Chris and Christi ... Has a brother, Harrison ... Majoring in kinesiology ... Born Aug. 8, 2003.





MEET THE TEXANS

27

katy SCHAEFER

5-8 | Junior | Infield | R/R

Sweeny, Texas

Klein Collins High School | Houston Christian

SOPHOMORE (2022)

Helped Tarleton qualify for the National Invitational Softball Championships (NISC) and the first postseason berth in Tarleton State University's Division I history ... Started 45 games and hit .359 in 145 at bats ... Scored 18 runs and recorded 19 extra base hits, including nine doubles and nine home runs ... Drove in 49 RBI ... Had a .607 slugging percentage ... Recorded four three-hit games ... Drove in a career high seven RBI against Sam Houston (4/8).

FRESHMAN (2021)

Honorable Mention All-WAC ... Academic All-WAC ... Played and started in 51 games at third base in Tarleton's Division I debut season ... Hit .298 with an .870 OPS and a .503 slugging percentage ... Tied for the team lead with eight home runs ... Team leader with 35 RBI ... Had the lowest strikeout total by any WAC player who appeared in at least 50 games (7) ... Had two three-hit performances and 14 multi-hit games for the season ... Enjoyed her first career multi-home run game against Prairie View A&M on March 10 ... Had a season-high four RBI in Tarleton's April 9 win over California Baptist.

HOUSTON CHRISTIAN:

Started 22 games in the COVID-19 shortened spring of 2020 ... Hit .304 with two home runs and 18 RBI in her shortened freshman season ... Had a season-high three hits against Loyola Chicago and drove in a season-high three RBI against Florida Gulf Coast.

KLEIN COLLINS HIGH SCHOOL:

Lettered two years and was a team captain for head coach Audra Troutman ... Led KCHS to the 2019 state championship game and finished the season with a 38-3 record ... Back-to-back District 15-6A MVP (Defensive in 2018 and Offensive in 2019) ... Two-time TGCA All-State ... Two-time TGCA All-Star ... Back-to-back KCHS Team MVP ... Set the single-season home run record as a senior in 2019 (24) ... TGCA All-Star ... Played four years of select ball for HTX Bombers.

SWEENEY HIGH SCHOOL:

Lettered as a freshman and sophomore for head coach Melissa Hansen ... Also lettered in tennis ... 2016 District 28-4A Newcomer of the Year ... 2017 District 26-4A MVP ... All-State ... Team MVP as a freshman ... Also, district champion and MVP of the tennis team.

PERSONAL:

Is a 2019 graduate of Klein Collins High School in Spring ... Daughter of Dan and Shannon Schaefer ... Has a brother, Kyle ... Majoring in kinesiology ... Born Oct. 5.

SCHAEFER'S CAREER HIGHS

Hits.....	3, six times (last 4/9/22)
Doubles.....	1, 16 times (last 5/23/22)
Triples.....	N/A
Home Runs.....	2, two times (last 5/24/22)
Runs Scored.....	2, seven times (last 5/24/22)

Walks.....	2, three times (3/19/22)
RBI.....	7 at Sam Houston (4/8/22)
Stolen Bases.....	N/A
Defensive Assists.....	7 vs Syracuse (2/18/22)
Defensive Putouts.....	5, two times (last 3/4/22)

SCHAEFER'S CAREER STATS

YEAR	AVG	GP	GS	AB	R	H	2B	3B	HR	RBI	SLG%	BB	HBP	SO	GDP	OB%	SF	SH	SB	PO	A	E	FLD%
2021	.298	51	51	151	15	45	7	0	8	35	.503	14	3	7	6	.367	1	0	0	70	100	6	.966
2022	.359	45	45	145	18	52	9	0	9	49	.607	10	4	9	2	.413	1	0	0	62	83	12	.924
TOTAL	.328	96	96	296	33	97	16	0	17	84	.554	24	7	16	8	.389	2	0	0	132	183	18	.946



MEET THE TEXANS

28

sophia
HERRERA

5-11 | Freshman | Pitcher | R/R

McPherson, Kansas

McPherson High School | Colby CC

COLBY COMMUNITY COLLEGE

Spent the fall semester with Colby.

MCPHERSON (KS) HIGH SCHOOL

Lettered three years in softball for head coach Danica Fitzmorris ... All-League First Team ... Honorable Mention All-State ... AVCTL Division III All-League ... Four-year member of the National Honor Society ... Led her team to the first undefeated league championship in school history and first regional win in 10 years ... Played four years of select ball for Legends Elite.

PERSONAL

Is a 2022 graduate of McPherson HS in McPherson, Kansas ... Daughter of Pete and Andrea ... Has two sisters, Addie and Ellie ... Majoring in business administration ... Born June 15.





MEET THE TEXANS

29

reagan
CHISM

5-9 | Junior | Pitcher | R/R

Decatur, Texas

Decatur High School | Stephen F. Austin

SOPHOMORE (2022)

Helped Tarleton qualify for the National Invitational Softball Championships (NISC) and the first postseason berth in Tarleton State University's Division I history ... Appeared in 22 games and started 14 ... Won seven games in the circle ... Struck out 40 ... Named the WAC Pitcher of the Week on April 11 after winning two games in a series sweep of Sam Houston in Huntsville ... Pitched 84.2 innings and had five complete games.

STEPHEN F. AUSTIN

Appeared in 15 games in her career ... Made five appearances in the COVID-19 shortened 2020 season before pitching in 10 games in 2021 ... Threw a season-high 5.0 innings against Lamar on March 26, 2021 ... Threw 4.1 shutout innings in a win over UT Arlington on March 24, 2021 ... Recorded 23 career strikeouts in 39.0 innings of work.

DECATUR HIGH SCHOOL

Lettered four years in softball ... Led her team to a district championship ... District MVP ... District Newcomer of the Year ... Played seven years of select softball for Texas Glory.

PERSONAL

Is a 2019 graduate of Decatur HS ... Daughter of Mike and Amanda ... Has a brother, Tate ... Majoring in kinesiology ... Born July 21.

CHISM'S CAREER HIGHS

Innings Pitched 8.0 vs Buffalo (2/25/22)
Strikeouts 10 vs Buffalo (2/25/22)
Hits (Low) 0 vs. Texas A&M-Corpus Christi (2/20/22)
Hits (High) 15 vs Houston Christian (5/7/22)

Walks (Low) 0, 11 times (last 5/7/22)
Walks (High) 4, two times (last 4/1/22)
Defensive Assists 3 vs Abilene Christian (4/15/22)
Defensive Putouts 1 vs Houston Christian (5/7/22)

CHISM'S CAREER PITCHING STATS

YEAR	ERA	W	L	APP	GS	CG	SHO	SV	IP	H	R	ER	BB	SO	2B	3B	HR	BF	BAVG	WP	HBP	BK	SFA	SHA
2022	3.14	7	6	22	14	5	0	0	84.2	96	51	38	24	40	22	0	9	381	.283	1	11	0	4	3
TOTAL	3.14	7	6	22	14	5	0	0	84.2	96	51	38	24	40	22	0	9	381	.283	1	11	0	4	3

CHISM'S CAREER OFFENSIVE AND DEFENSIVE STATS

	AVG	GP	GS	AB	R	H	2B	3B	HR	RBI	SLG%	BB	HBP	SO	GDP	OB%	SF	SH	SB	PO	A	E	FLD%
Total	.000	22	14	0	0	0	0	0	0	0	.000	0	0	0	0	.000	0	0	0	1	17	1	.947



MEET THE TEXANS

30

kelci HILL

5-10 | Junior | Outfield | L/R

Murrieta, California

Mesa High School | Middle Tenn. State

MIDDLE TENNESSEE STATE

Played three seasons for MTSU ... Played and started in 127 games with a career batting average of .315 ... Was the team's leading hitter in 2021 with a .366 average in 47 games ... For her career, hit 21 doubles, five triples and drove in 44 RBI ... In 2021, finished among the top 10 in C-USA in average, hits and triples ... Three-time C-USA Commissioner's Honor Roll ... All-Conference Second Team in 2021 ... All-Conference Freshman Team in 2021 ... All-Conference Preseason team in 2022.

MURRIETA MESA HIGH SCHOOL

Lettered three years at Murrieta Mesa and one year at Santa Tosa Academy ... Was a two-time team captain at Mesa ... As a freshman at Santa Rosa, South Valley League MVP, Pitcher of the Year, and Small Schools All-State Team ... At Murrieta, Offensive Player of the Year, Southwestern All-League Team, and 2017 CIF D3 Championship ... Hit .440 with 166 hits across her high school career ... Graduated top-5 percent ... Honor Roll ... Four-time President's Award winner ... Played six years of select softball, including five with Bat Busters and one with Athletics Mercado.

PERSONAL

Is a 2019 graduate of Murrieta Mesa HS in Murrieta, California ... Daughter of Matthew and Tanya ... Has two sisters, Kalyn and Kylee ... Sister, Kalyn, plays softball at conference rival Seattle U ... Majoring in biology ... Born August 11, 2001.





MEET THE TEXANS



42

bella HERNANDEZ

5-4 | Sophomore | Infield | R/R

Flower Mound, Texas

Marcus High School

FRESHMAN (2022)

Helped Tarleton qualify for the National Invitational Softball Championships (NISC) and the first postseason berth in Tarleton State University's Division I history ... Appeared in 25 games and scored nine runs for the Texans ... Recorded her first career hit against Abilene Christian (4/15).

MARCUS HIGH SCHOOL

Lettered three years in softball for head coach Christy Tumilty ... All-district first team ... All-area ... District Newcomer of the Year ... Team Defensive Player of the Year ... Academic All-District ... Member of the A-B Honor Roll ... Played three seasons of select ball for the Bombers under head coach Brad Bridges, alongside teammates Tristyn Trull and Bri Michelli.

PERSONAL

Is a 2021 graduate of Marcus HS in Flower Mound ... Daughter of David and Dori Hernandez ... The oldest of six children ... Has three brothers (David, Joaquin, and Nico) and two sisters (Ellie and Penelope) ... Majoring in business accounting ... Born March 2.

HERNANDEZ'S CAREER HIGHS

Hits.....	1 vs Abilene Christian (4/15/22)
Doubles.....	N/A
Triples.....	N/A
Home Runs.....	N/A
Runs Scored	1, nine times (last 5/24/22)

Walks.....	N/A
RBI.....	N/A
Stolen Bases.....	N/A
Defensive Assists	N/A
Defensive Putouts.....	1 vs Lamar (4/29/22)

HERNANDEZ'S CAREER STATS

YEAR	AVG	GP	GS	AB	R	H	2B	3B	HR	RBI	SLG%	BB	HBP	SO	GDP	OB%	SF	SH	SB	PO	A	E	FLD%
2022	.200	25	0	5	9	1	0	0	0	0	.200	0	0	3	0	.200	0	1	0	1	0	0	1.000
TOTAL	.200	25	0	5	9	1	0	0	0	0	.200	0	0	3	0	.200	0	1	0	1	0	0	1.000

MEET THE TEXANS



THIS IS OUR TEAM



99

madison COLLINS

5-4 | Freshman | Pitcher | L/L
San Antonio, Texas
MacArthur High School

MACARTHUR HIGH SCHOOL

Lettered four years and was a two-time team captain for head coach Mike Alfaro ... Led her team to back-to-back district championships ... Unanimous District MVP as a senior ... Two-time Team MVP and Player of the Year ... 2019 Defensive Player of the Year ... Academic All-State ... Racked up 650 career strikeouts ... Played two years for HITT 18u Gold-Hernandez.

PERSONAL

Is a 2022 graduate of Douglas MacArthur HS in San Antonio ... Daughter of Ricky Collins and Monica Estrada ... Has two brothers, Tom and James ... Majoring in kinesiology ... Born Sept. 15, 2003 ... Preferred name is Mady.





NCAA COMPLIANCE

As a fan of Tarleton Athletics, it is important to become familiar with NCAA, WAC and Tarleton Athletics Compliance rules. Please review the following information as a brief guide to NCAA compliance and feel free to contact our office at any time. We appreciate your support and cooperation.

BOOSTER DEFINED

A booster is any individual, independent agency, corporate entity (e.g., apparel or equipment manufacturer), or other organization that is known to:

- Hold, or have ever held, season tickets for any sport with Tarleton Athletics;
- Have participated in, or to be a member of, an agency or organization promoting any Tarleton Athletics program (e.g., Tarleton State University Alumni Association, Texan Club, etc.);
- Have made financial contributions to the athletics department or to an athletics booster organization of that institution;
- Be assisting, or to have assisted in, providing benefits to enrolled student-athletes or their families, which would trigger booster status under NCAA rules. These benefits include, but are not limited to, financial assistance, use of a car, use of a cell phone, etc.;
- Provide allowable benefits (e.g., summer jobs) to enrolled student-athletes; or
- Promote Tarleton Athletics in any way

**This list is not exhaustive. Please contact the Tarleton Athletics Compliance Office if you have any questions about your possible status as a booster. Once an individual or entity is deemed to be a booster it carries that status forever.*

EXTRA BENEFITS

An extra benefit is any special gift or arrangement provided to a student-athlete, or student-athlete's friends or family members which is not available to the general Tarleton student-body or general public. Should a prospective student-athlete or current student-athlete receive an extra benefit, they will be ineligible for competition.

IMPERMISSIBLE EXTRA BENEFITS EXAMPLES (NOT AN EXHAUSTIVE LIST)

For prospective and current student-athletes:

- Cash, loans or the co-signing of loans;
- Assistance with paying bills, rent or mortgages;
- Use of an automobile or any other transportation;
- Entertainment of admission to an event (e.g.; movies, athletic events, banquets, clubs, special events/parties, concerts, etc.);
- Gifts of any kind, including those on special occasions such as birthdays, religious holidays, graduation, etc.);
- Free or reduced cost services, rentals or purchases of any type (e.g., meals, drinks, clothing, laundry, haircuts, legal fees, tattoos, golf, car services, etc.);
- Free or reduced cost housing for any length of time;
- Use of your telephone or credit card;
- Providing a meal or paying for a meal at a public location;
- Academic assistance of any kind (e.g., tutoring, editing papers/projects, assistance in completing class work, use of computers, etc.)

PROSPECTIVE STUDENT-ATHLETES

A prospective student-athlete is anyone who has entered the ninth grade. Impermissible activities with a prospective student-athlete include:

- Having any type of recruiting communication including conversations, social media messages and letters;
- Conducting any evaluation of their ability on behalf of the Tarleton coaching staff or providing evaluations to the Tarleton coaching staff;
- Contacting the prospective student-athlete. Getting involved in recruiting activities without consent from the Compliance Office could jeopardize the eligibility of the prospective student-athlete

RECRUITING INDUCEMENT

A recruiting inducement under NCAA rules is any special gift or arrangement provided to a prospective student-athlete that is not available to the general population. The arrangement of such a benefit would be considered an improper inducement to encourage the eventual enrollment of a prospective student-athlete.

Tarleton Athletics is responsible for the actions of its boosters and fans and is always available to answer any questions regarding permissible recruiting activities.

EMPLOYMENT OF A STUDENT-ATHLETE

Employment of a student-athlete is permissible, provided all six of the following conditions are met:

1. Student-athlete is only paid for work actually performed;
2. Student-athlete is paid at the rate commensurate with the going rate in that locale for similar services;
3. Student-athlete may not be compensated in any manner for any value or utility that he or she may have for an employer because of any publicity, reputation, fame or personal following that he/she may have because of his or her athletics ability;
4. Student-athletes must register all jobs during the academic year and summer by completing the Student-Athlete Employment Form and returning it to the Tarleton Athletics Compliance Office prior to beginning work;
5. Proof of earnings is required and all student-athletes must submit a pay stub at the end of their employment. All paperwork must be submitted along with verification of earnings; and
6. Employers MUST confirm their employment of Tarleton Athletics student-athletes prior to the student-athletes' employment.

PROMOTIONAL ACTIVITIES – STUDENT-ATHLETES

For prospective and current student-athletes:

- Student-athletes are not eligible for participation in intercollegiate athletics if he/she accepts compensation, or permits the use of his/her name or pictures to promote a commercial enterprise;
- A student-athlete's name or picture may not be used to advertise, recommend or promote directly the sale or use of a commercial product or service of any kind;
- If a student-athlete's name or picture appears on commercial items (e.g., t-shirts, playing cards, posters, photographs, etc.) or is used to promote a commercial product without the student-athlete and the institution are required to take steps to stop such an activity in order to maintain the student-athlete's eligibility.

GAMBLING ACTIVITIES

NCAA rules prohibit student-athletes and athletic department staff members from participating in any sports gambling activity or providing information concerning competitions to individuals involved in organized gambling activities. Additionally, it is a violation of federal law for boosters, student-athletes or staff members to tamper with the outcome of a collegiate contest. Please do not ask any student-athletes or staff members for information regarding student-athlete performance/injuries.

NCAA RULES

Top 10 Things Fans & Friends of Tarleton Athletics Should Know About NCAA Rules:

1. You should always report any suspected or known violations to the Compliance Office immediately.
2. The NCAA holds Tarleton Athletics accountable for the actions of its fans and supporters. If you are involved with NCAA violations (known or unknown), Tarleton may have to forfeit games, entire seasons, scholarships, recruiting opportunities or may be prohibited from participating in the postseason.
3. You may send information about prospects to Tarleton Athletics coaching staff members.
4. You may continue established relationships with friends and neighbors who children are prospects or student-athletes. The relationship must pre-date high school and is not based on his/her status as an athlete (this must be registered in advance with the compliance department).
5. You may not be involved in recruiting prospective student-athletes on behalf of Tarleton Athletics. A prospective student-athlete is a student who has started classes for the ninth grade.
6. You may not become involved in arranging for a prospect, a Tarleton student-athlete or a Tarleton student-athlete's friends or family to receive money or financial assistance of any kind.
7. You may not provide transportation to a prospect, student-athlete or their friends and family.
8. You cannot spend funds to entertain prospects, student-athletes or their friends and family or provide them with any other extra benefit.
9. You may not use a photo or name of a student-athlete for commercial purposes or sell student-athlete memorabilia.
10. Always ask before you act!

For specific NCAA Rule Interpretations, please contact the Tarleton Athletic Compliance Office:

Tarleton Athletics
Box T-0080
Stephenville, TX 76402

ERIC HEIER

Sr. Associate Athletic Director for Compliance
Phone: (254) 459-5414
Fax: (254) 968-9764
Email: heier@tarleton.edu

ROBERT WOODCOCK

Assistant AD for Compliance
Phone: (254) 459-5414
Fax: (254) 968-9764
Email: rwoodcock@tarleton.edu

A man in a purple jacket and cap is shown in profile, looking towards the left. He is wearing a dark cap with a white Nike swoosh and sunglasses. The background is blurred, showing a person in blue shoes walking. The text 'THE COACHES' is overlaid on the left side of the image.

THE COACHES



HEAD COACH



MARK CUMPIAN

HEAD COACH • SEVENTH SEASON



THE CUMPIAN FILE

Hometown..... Charlotte, TX
 High School..... Charlotte High School
 College..... Howard Payne ('10)
 Birthday..... August 12, 1987
 Family..... Wife: Jennifer
 Children: Myles and Hazel

PATH TO THE DUGOUT



**HOWARD PAYNE UNIVERSITY
STUDENT-ATHLETE**
 YEARS: 2006-09



**HOWARD PAYNE UNIVERSITY
STUDENT ASSISTANT**
 YEARS: 2010



**TARLETON STATE UNIVERSITY
ASSISTANT COACH**
 YEARS: 2011-16



**TARLETON STATE UNIVERSITY
HEAD COACH**
 YEARS: 2017-2023

COACHING RECORD

YEAR	SCHOOL	OVERALL RECORD	CONF RECORD	HOME RECORD
2011	Tarleton	22-25-1	10-11	6-10-1
2012	Tarleton	31-20	16-11	11-6
2013	Tarleton	26-23	14-13	16-6
2014	Tarleton	20-30	10-17	9-10
2015	Tarleton	33-22	16-10	13-4
2016	Tarleton	29-26	12-20	13-7
2017	Tarleton	35-22	18-12	14-7
2018	Tarleton	50-11	23-7	22-1
2019	Tarleton	40-15	20-10	14-7
2020*	Tarleton	19-4	6-0	2-0
2021	Tarleton (2020 season split due to COVID-19 pandemic)	17-9-1	10-10	10-8
2022	Tarleton	30-25	14-10	16-8
HC	6 Seasons	191-113	86-51	76-28
TOTAL	12 Seasons	352-259-1	164-133	144-71-1

Mark Cumpian has been an instant success since taking over the Tarleton Softball program in 2017. The head coach will begin his seventh year at the helm when the 2023 softball season begins.

In just their second year as a member of NCAA Division I and the Western Athletic Conference, Cumpian led the Texans to one of the nation's best turnarounds. Tarleton recorded its first 30-win campaign at the Division I level and qualified for the National Invitational Softball Championships (NISC). It marked the first national postseason berth by any Tarleton Athletics program in the Division I era and the Texans won second game of that tournament – 6-4 over UC San Diego – for the first postseason win in school history.

In the spring of 2021, Cumpian led Tarleton into the Division I ranks as a member of the Western Athletic Conference in the spring of 2021. Tarleton wasted no time in taking on some of the nation's elite with showdowns against No. 1 Oklahoma, No. 11 Oklahoma State and No. 10 Texas in the first two months of the season. Cumpian earned his first win as an NCAA Division I head coach with a 7-3 home win over Prairie View A&M.

Through the first two years of Division I, Cumpian has had six All-WAC selections including first team OF Georgia Capell and second team SS Morgan Medford in 2021. Capell finished her career as the program's all-time leader in eight statistical categories, including home runs, and was a three-time All-American at the Division II level.

Tarleton finished its Division II tenure as one of the elite softball programs in the nation under Cumpian. Tarleton won 109 games from 2018-20, which was the most by any team in the daunting Lone Star Conference over that span. Tarleton was atop the league standings with a 19-4, 6-0 record when the COVID-19 pandemic ended the 2020 season. Prior to that, Tarleton had posted 90 wins in each of its previous two seasons with a school-record 50 wins coming in 2018.

Cumpian's team also spent nine weeks in 2018 ranked in the NFCA National Top 25 poll, including eight straight top 20 weeks to close out the season. Tarleton reached as high as No. 15 in the nation on two different occasions





HEAD COACH

throughout the season. The team stayed nationally-ranked through the majority of its remaining tenure at the Division II level.

In his first season at the helm, Cumpian made Tarleton history by becoming the first rookie head coach in any Tarleton sport to qualify for the NCAA postseason in his first year as head coach. His team won 35 in the debut season and earned the No. 7 seed in the NCAA South Central Regional Tournament. He totaled four All-LSC selections in his first year as head coach, including first-team catcher Nyka Wood, to go along with an Academic All-LSC selection and an LSC Gold Glove award winner.

His encore to an impressive debut would be the record-setting three-year run to close out Tarleton's time in NCAA Division II.

During his time as a head coach in the Lone Star Conference, Cumpian had three players named to All-America teams, including the school's first freshman All-American, Georgia Capell, and Academic All-American, Megan Durante. Capell and Withrow were multi-year All-Americans. He had 10 all-region award winners and 30 All-LSC awards, including the LSC Pitcher of the Year, two LSC Academic Players of the Year, LSC Newcomer of the Year, and LSC Freshman of the Year.

His foundation of success started within the Tarleton Softball program after spending six seasons as the top assistant coach.

Over his final two seasons as an assistant coach for Tarleton, Cumpian was the primary hitting instructor and led Tarleton to back-to-back seasons of hitting over .300 as a team, which was the first time a Tarleton team topped a .300 batting average since 2007. His 2015 Tarleton offense ranked No. 14 in the nation in scoring offense.

In 2015, his first season as the primary hitting instructor, he led Tarleton to new heights offensively with two players hit over .400 for the season and, as a team, the team hit .328 for the No. 27-ranked batting average in the nation.

In addition to his leadership of the offense, Cumpian has spent his final two seasons as an assistant coach as the recruiting coordinator for Tarleton. His first recruiting class helped Tarleton clinch the 2015 South Central Region I Championship and advance to the NCAA Division II Super Regional Series for the first time in school history. Tarleton has been ranked in the NCAA regional rankings in five of Cumpian's six seasons as an assistant.

In his earlier seasons with Tarleton, Cumpian served as the pitching coach and had success in that area as well. He coached a first-team all-conference, all-region, and two LSC Gold Glove pitchers during his time in charge of the Tarleton pitchers.

In his time as an assistant coach for Tarleton, he has mentored 26 all-LSC players, four LSC Gold Glove winners, the 2011 LSC Newcomer of the Year, four all-region selections, and one NFCA All-America honoree. Tarleton has also had 42 LSC Commissioner's Honor Roll selections during his time on the coaching staff.

Cumpian, a 2010 graduate of Howard Payne University, was the student assistant with the Lady Jackets for the 2009-10 season prior to joining Tarleton. Cumpian was a relief pitcher for Howard Payne's baseball team for four years. He graduated with a bachelor's degree from HPU and earned a master's degree in kinesiology from Tarleton in 2014. He resides in Stephenville with his wife, Jennifer, and his children, Myles and Hazel.



CUMPIAN'S KEY HEAD COACHING DATES

MAY 19, 2016

Mark Cumpian was introduced as the third head coach in Tarleton Softball history.

FEBRUARY 3, 2017

Cumpian wins his head coaching debut 5-0 against Washburn as Haley Freyman tosses a complete-game, one-hit shutout in Magnolia, Arkansas.

FEBRUARY 18, 2017

Tarleton wins its first conference game under Mark Cumpian, defeating Texas A&M-Commerce 3-2 in the series finale.

FEBRUARY 28, 2017

Nyka Wood blasts a three-run walk-off home run against No. 3 St. Mary's to deliver Cumpian's first win against an NFCA nationally-ranked opponent.

MARCH 31, 2017

Cumpian becomes the first head coach in program history to lead Tarleton past the nation's No. 1-ranked team. Led by back-to-back shutouts from Haley Freyman, Tarleton swept No. 1 Angelo State in back-to-back games.

MAY 8, 2017

Mark Cumpian becomes the first rookie head coach in Tarleton State University Athletics history to qualify for the NCAA national playoffs in any sport. The softball team qualified for the regional tournament as a No. 7 seed.

APRIL 17, 2018

Tarleton wins 40 games in a season for the second time in school history and the first time under Cumpian with a sweep of St. Edward's.

MAY 12, 2018

Tarleton defeats Texas A&M-Commerce to force a winner-take-all final game of the NCAA South Central Regional Tournament and secure the first 50-win season in Tarleton history.

MARCH 8, 2019

Cumpian wins his 100th game as the head coach of the program. He was the second-fastest coach in Tarleton's senior-college athletics history to reach the 100-win plateau (in any sport). Cumpian notched his 100th career win in his 138th game at the helm of the Tarleton program, which is second only to Lonnn Reisman (133 games) of the men's basketball program.

MARCH 6, 2020

Tarleton sweeps No. 2-ranked UT Tyler in their home debut in what would go on to be the final games of the unprecedented 2020 softball season. Tarleton finished atop of the LSC standings at 19-4, 6-0.

JULY 1, 2020

Tarleton officially joins NCAA Division I and the Western Athletic

FEBRUARY 24, 2021

Tarleton earned its first win as an NCAA Division I program with a 7-3 victory in Stephenville against Prairie View A&M.

MAY 15, 2022

Cumpian's Texans made university history by becoming the first team to receive a Division I national postseason invitation. The Texans were selected as the No. 11 seed of the National Invitational Softball Championships tournament.

MAY 23, 2022

Tarleton continued to make school history by defeating UC San Diego for the first postseason win in the school's Division I era.



HEAD COACH



Champion
**VS. THE
 NATION**

ACC (1-0)

vs. Syracuse 1-0

AMERICAN ATHLETIC CONFERENCE (0-2)

vs. Houston 0-1

vs. Wichita State 0-1

ASUN (1-1)

vs. Bellarmine 1-0

vs. North Alabama 0-1

BIG XII (1-11)

vs. Baylor 0-4

vs. Oklahoma 0-1

vs. Oklahoma State 0-1

vs. Texas 0-2

vs. Texas Tech 1-3

BIG WEST (1-0)

vs. UC San Diego 1-0

CONFERENCE USA (4-5)

vs. La Tech 0-2

vs. North Texas 1-2

vs. UTEP 3-1

MAC (0-1)

vs. Buffalo 0-1

MEAC (2-0)

vs. Maryland Eastern Shore 2-0

MOUNTAIN WEST (0-2)

vs. New Mexico 0-1

vs. UNLV 0-1

SOUTHERN CONFERENCE (1-0)

vs. Furman 1-0

SOUTHLAND CONFERENCE (4-9)

vs. A&M-Corpus Christi 1-3

vs. Houston Baptist 0-2

vs. Incarnate Word 2-2

vs. McNeese State 1-2

SOUTHWESTERN ATHLETIC (10-0)

vs. Alabama State 1-0

vs. Prairie View A&M 6-0

vs. Texas Southern 3-0

SUMMIT (1-2)

vs. North Dakota 1-0

vs. North Dakota State 0-2

SUN BELT CONFERENCE (0-1)

vs. Texas State 0-1

WEST COAST CONFERENCE (0-1)

vs. BYU 0-1

WESTERN ATHLETIC CONFERENCE (22-25)

vs. Abilene Christian 5-3

vs. California Baptist 2-1

vs. Dixie State 1-2

vs. Grand Canyon 1-1

vs. Lamar 3-4

vs. New Mexico State 0-3

vs. Sam Houston 6-1

vs. Seattle 1-2

vs. Stephen F. Austin 2-6

vs. Utah Valley 1-2

GREAT AMERICAN CONFERENCE (12-2)

vs. Arkansas Tech 1-0

vs. East Central 1-0

vs. Harding 1-0

vs. Henderson State 2-0

vs. Northwest Oklahoma 1-0

vs. Oklahoma Baptist 1-0

vs. Ouachita Baptist 1-0

vs. Southeastern Oklahoma 2-0

vs. Southern Arkansas 0-2

vs. Southwestern Oklahoma 2-0

GREAT LAKES VALLEY (1-0)

vs. Missouri-St. Louis 1-0

vs. Rockhurst 1-0

LONE STAR CONFERENCE (108-47)

vs. Angelo State 6-5

vs. Cameron 8-5

vs. Eastern New Mexico 9-1

vs. Lubbock Christian 4-2

vs. MSU Texas 8-1

vs. Oklahoma Christian 2-0

vs. St. Edward's 7-0

vs. St. Mary's 5-3

vs. Texas A&M-Commerce 3-10

vs. Texas A&M-Kingsville 6-5

vs. Texas A&M International 13-2

vs. Texas Woman's 5-7

vs. UT Permian Basin 11-0

vs. UT Tyler 2-0

vs. West Texas A&M 6-5

vs. Western New Mexico 12-1

MIAA (8-1)

vs. Fort Hays 1-0

vs. Newman 1-1

vs. Northeastern State 2-0

vs. Pitt State 1-0

vs. Rogers State 1-0

vs. Washburn 2-0

ROCKY MTN ATHLETIC CONFERENCE (8-1)

vs. Colorado Christian 2-0

vs. Colorado Mesa 1-0

vs. Colorado Mines 2-0

vs. New Mexico Highlands 2-0

vs. Regis 1-1

NORTHERN SUN (3-0)

vs. Minnesota-Duluth 2-0

vs. Augustana (SD) 1-0

PENNSYLVANIA STATE ATHLETIC (1-0)

vs. California (Pa.) 1-0

NAIA (3-1)

vs. Friends (Ks.) 1-0

vs. McPherson College 2-0

vs. Oklahoma Panhandle 0-1

* Records include teams in active conferences

or league affiliation at time of competition against Tarleton

Indicates Division I Conference

Indicates Division II Conference

Indicates all other levels

ASSISTANT COACH

THESE ARE OUR COACHES



STEFANIE PHILLIPS

ASSISTANT COACH • 10TH SEASON



THE PHILLIPS FILE

Hometown..... Glen Rose, TX
 High School..... Glen Rose High School
 College..... East Central ('11)
 Birthday..... Feb. 13, 1989
 Husband..... Josh
 Children..... Hattie and Huck

PATH TO THE DUGOUT



EAST CENTRAL (OK) UNIVERSITY
 STUDENT-ATHLETE
 YEARS: 2008-11



UNIVERSITY OF OKLAHOMA
 GRADUATE ASSISTANT
 YEARS: 2011-12



STERLING HIGH SCHOOL
 HEAD COACH
 YEARS: 2013



TARLETON STATE UNIVERSITY
 ASSISTANT COACH
 YEARS: 2014-23

NCAA COACHING RECORD

YEAR	SCHOOL	OVERALL RECORD	CONF RECORD	HOME RECORD
2011	Oklahoma	43-19	10-8	25-8
2012	Oklahoma	54-10	16-5	29-5
2014	Tarleton	20-30	10-17	9-10
2015	Tarleton	33-22	16-10	13-4
2016	Tarleton	29-26	12-20	13-7
2017	Tarleton	35-22	18-12	14-7
2018	Tarleton	50-11	23-7	22-1
2019	Tarleton	40-15	20-10	14-7
2020*	Tarleton	19-4	6-0	2-0
2021	Tarleton	17-36	5-12	8-5
2022	Tarleton	30-25	14-10	16-8
TARLETON	9 Seasons	273-191	124-98	111-49
TOTAL	11 Seasons	370-220	150-111	165-62

* 2020 season cut short due to COVID-19 Pandemic

When the 2023 softball season begins, Stefanie Phillips will start her 10th year as a part of the Tarleton Softball program and her seventh year as the top assistant coach under head coach Mark Cumpian.

After spending her first three seasons as a second assistant under Julie Mata and Cumpian, she has coached pitchers, catchers, and slappers in all seven years of her Tarleton tenure and will begin her seventh season of also working with outfielders and serving as the recruiting coordinator.

In just their second year as a member of NCAA Division I and the Western Athletic Conference, Phillips was the top assistant for the Texans in one of the nation's best turnarounds – going from 17 wins in 2021 to 30 in 2022. Tarleton recorded its first 30-win campaign at the Division I level and qualified for the National Invitational Softball Championships (NISC). It marked the first national postseason berth by any Tarleton Athletics program in the Division I era and the Texans won the second game of that tournament – 6-4 over UC San Diego – for the first postseason win in school history.

Phillips was a key part of Tarleton's transition to NCAA Division I in the spring of 2021 as the Texans won 17 games in their debut season with the Western Athletic Conference. Tarleton's move to Division I was the penultimate chapter in a wild two-year span for Tarleton softball. After making the decision to leave NCAA Division II and the Lone Star Conference in November 2019, the 2020 softball season was on the verge of becoming Tarleton's best yet. The Texans boasted victories over the No. 1-ranked team in the nation and defending national champion Augustana and a doubleheader sweep of No. 2-ranked UT Tyler. Tarleton was leading the Lone Star Conference standings with a 6-0 league mark when the season was abruptly cancelled due to the coronavirus pandemic. Four months later, Tarleton made the move to the WAC official on July 1, 2020.

Before making the jump, Phillips was an integral part in making Tarleton one of the elite programs in all of NCAA Division II.

Beginning with the 2018 season, Tarleton boasted the third lowest ERA in the LSC and the second-most strikeouts. Sophomore Jordan Withrow was named the LSC Pitcher of the Year and a Fastpitch News DII All-American after stepping into the ace role and throwing over 220 innings and striking out – a school-record – 252 hitters. Phillips had two pitchers named all-conference – Withrow and Megan Rosewell – during Tarleton's program-record 50-win season. Tarleton returned to the NCAA playoffs and advanced to the regional finals for the second time in program history. Tarleton followed up with a 2019 campaign that saw Tarleton go 40-15, marking the second straight season of at least 40 wins. The 90 wins over the last two seasons were the most in the daunting Lone Star Conference. With Phillips coaching the pitchers, junior Jordan Withrow broke Tarleton's all-time career strikeouts record with 570 and was named an all-American for the second straight season. Tarleton advanced to the NCAA regional tournament for the third

straight year with Phillips on staff.

In her first season as the top assistant, Tarleton qualified for the NCAA postseason for the fifth time in school history with 35 wins. Phillips' pitching staff boasted the third-best ERA in the Lone Star Conference with 11 shutouts, including two shutouts of then-No. 1 Angelo State to take the regular season series.

During her early seasons on staff, Phillips was a part of the run to the NCAA Super Regionals for the first time in school history. Tarleton went 33-22 and entered the regional tournament as the No. 8 seed before defeating West Texas A&M and Cameron to claim the South Central Region 1 Tournament Championship. She coached freshman Haley Freyman to an all-conference season as a freshman and the second-most wins in a single season (21). Phillips has helped Freyman and catcher Nyka Wood earn all-conference accolades in three straight seasons.

Phillips, under her surname Watson, came to Tarleton after spending the 2013 as a coach at Sterling High School in Baytown. Prior to her time at SHS, Phillips was a graduate assistant coach at the University of Oklahoma. While at OU, the Sooners won the Big XII Conference championships and were the runners-up at the College World Series. She joined the Sooner coaching staff after a four-year playing career at East Central University as a utility player.

She graduated in May 2011 with a bachelor's degree in science with minors in education and math. She received her master's degree in 2014 in sports administration. Phillips was married in June 2015 to her husband, Josh. The couple resides in Granbury with their daughter, Hattie, and son, Huck.





ASSISTANT COACH



ALYX CORDELL

ASSISTANT COACH • SECOND SEASON

When the 2023 softball season begins, Alyx Cordell will begin her second season as an assistant coach for the Tarleton Softball team.

In Cordell's debut season, Tarleton recorded its first 30-win campaign at the Division I level and qualified for the National Invitational Softball Championships (NISC). It marked the first national postseason berth by any Tarleton Athletics program in the Division I era and the Texans won second game of that tournament – 6-4 over UC San Diego – for the first postseason win in school history.

Cordell came to Tarleton after a five-year playing career at longtime rival West Texas A&M. During her career with the Lady Buffs, Cordell was a two-time all-LSC selection, academic all-LSC, CoSIDA academic all-district and a National Strength and Conditioning All-American. She ended her career by claiming the 2021 NCAA Division II National Championship and

a career batting average of .342 in 223 games.

As a prep star at Canyon High School, Cordell played middle infield. As a senior in 2016, Cordell hit .517 with 15 doubles and seven homeruns to drive in 40 RBI for a slugging percentage of .833 while stealing 10 bases and setting a new CHS record for HBP's with 10 for an on-base percentage of .605. She was named the District 3-5A Most Valuable Player while picking up TGCA All-State accolades as the Lady Eagles went 30-8 with an appearance in the Regional Finals while claiming their second straight District 3-5A Title. As a junior, Cordell was named the Amarillo Globe News Softball Athlete of the Year while leading the Lady Eagles to the Regional Semifinals.

She graduated with a bachelor's degree in mathematics in 2019 and magna cum laude with a master's degree in sports and exercise studies from West Texas A&M in 2021.

THE CORDELL FILE

Hometown..... Canyon, TX
High School..... Canyon High School
College..... West Texas A&M ('21)
Birthday August 13, 1997

PATH TO THE DUGOUT

WT WEST TEXAS A&M UNIVERSITY
STUDENT-ATHLETE
YEARS: 2017-21

T TARLETON STATE UNIVERSITY
ASSISTANT COACH
YEARS: 2021-23

NCAA COACHING RECORD

YEAR	SCHOOL	OVERALL RECORD	CONF RECORD	HOME RECORD
2022	Tarleton	30-25	14-10	16-8
TOTAL	1 Season	30-25	14-10	16-8





OUR OPPONENTS



2023 OPPONENTS



TEXAS A&M AGGIES

FEBRUARY 9-10 IN COLLEGE STATION

GENERAL INFORMATION

Location: College Station, TX
 Established: 1876
 Enrollment: 72,982
 Colors: Maroon and White
 President: Katherine Banks
 Athletic Director: Ross Bjork
 Conference: SEC
 Arena (Capacity): Davis Diamond (2,000)
 Website: 12thman.com

TEAM INFORMATION

2022 Record: 31-28
 Conference Record: 6-18
 Postseason: NCAA Norman Regional

COACHING STAFF

Head Coach: Trisha Ford
 HC Alma Mater (Grad Year): St. Mary's [CA] (1999)
 Record at School (Pct.): 0-0 (.000)
 Record Overall (Pct.): 397-226-1 (.637)
 Assistant Coach: Jeff Harger
 Assistant Coach: Joe Guthrie
 Volunteer Coach: Russ Heffley

SERIES INFORMATION

Overall Record: N/A
 In Stephenville: N/A
 In College Station: N/A
 At a neutral site: N/A
 First Meeting: N/A
 Last Meeting: N/A

MEDIA RELATIONS

SID: Tyler Pounds
 Office Phone: 979-848-6317
 Email: tpounds@athletics.tamu.edu



MICHIGAN STATE SPARTANS

FEBRUARY 10 IN COLLEGE STATION

GENERAL INFORMATION

Location: East Lansing, MI
 Established: 1855
 Enrollment: 49,809
 Colors: Green and White
 President: Teresa Woodruff
 Athletic Director: Alan Haller
 Conference: Big 10
 Arena (Capacity): Spartan Stadium (1,100)
 Website: msuspartans.com

TEAM INFORMATION

2022 Record: 24-28
 Conference Record: 4-16
 Postseason: Big 10 Tournament First Round

COACHING STAFF

Head Coach: Sharonda McDonald-Kelley
 HC Alma Mater (Grad Year): Texas A&M (2008)
 Record at School (Pct.): 0-0 (.000)
 Record Overall (Pct.): 101-81 (.555)
 Assistant Coach: Danielle Stenger
 Assistant Coach: Nadia Taylor
 Volunteer Coach: Destini England

SERIES INFORMATION

Overall Record: N/A
 In Stephenville: N/A
 In East Lansing: N/A
 At a neutral site: N/A
 First Meeting: N/A
 Last Meeting: N/A

MEDIA RELATIONS

SID: Austin Overmann
 Office Phone: 517-355-2271
 Email: overman1@ath.msu.edu



NORTHERN KENTUCKY NORSE

FEBRUARY 11 IN COLLEGE STATION

GENERAL INFORMATION

Location: Highland Heights, KY
 Established: 1968
 Enrollment: 14,566
 Colors: Black and Gold
 President: Ashish Vaidya
 Athletic Director: Christina Roybal
 Conference: Horizon League
 Arena (Capacity): Frank Ignatius Green Field (500)
 Website: nkunorse.com

TEAM INFORMATION

2022 Record: 27-29
 Conference Record: 14-13
 Postseason: Horizon Tournament Finals

COACHING STAFF

Head Coach: Kathryn Gleason
 HC Alma Mater (Grad Year): Michigan (1996)
 Record at School (Pct.): 122-196-1 (.384)
 Record Overall (Pct.): 196-270-2 (.421)
 Assistant Coach: Morgan Newport

SERIES INFORMATION

Overall Record: N/A
 In Stephenville: N/A
 In Highland Heights: N/A
 At a neutral site: N/A
 First Meeting: N/A
 Last Meeting: N/A

MEDIA RELATIONS

SID: Matthew Schaefer
 Office Phone: 716-907-2044
 Email: schaeferm10@nku.edu



2023 OPPONENTS



TEXAS A&M-COMMERCE LIONS

FEBRUARY 12 IN COLLEGE STATION / FEBRUARY 17, 19 IN STEPHENVILLE

GENERAL INFORMATION

Location: Commerce, TX
 Established: 1889
 Enrollment: 12,385
 Colors: Blue and Gold
 President: Mark Rudin
 Athletic Director: Eric Coleman
 Conference: Southland
 Arena (Capacity): Cain Family Complex (800)
 Website: lionathletics.com

TEAM INFORMATION

2022 Record: 43-15
 Conference Record: 22-8
 Postseason: NCAA D2 Regional Tournament

COACHING STAFF

Head Coach: Brittany Miller
 HC Alma Mater (Grad Year): Iowa (2009)
 Record at School (Pct.): 0-0 (.000)
 Record Overall (Pct.): 0-0 (.000)
 Assistant Coach: Crystl Bustos

SERIES INFORMATION

Overall Record: 7-15
 In Stephenville: 4-6
 In Commerce: 1-7
 At a neutral site: 2-2
 First Meeting: April 3, 2015
 Last Meeting: May 10, 2019

MEDIA RELATIONS

SID: Avi Mehta
 Office Phone: 903-468-3027
 Email: avi.mehta@tamuc.edu



PRAIRIE VIEW A&M PANTHERS

FEBRUARY 15 IN STEPHENVILLE

GENERAL INFORMATION

Location: Prairie View, TX
 Established: 1876
 Enrollment: 9,350
 Colors: Purple and Gold
 President: Ruth Simmons
 Athletic Director: John Gardener
 Conference: SWAC
 Arena (Capacity): PVAMU Softball Complex (200)
 Website: pvpanters.com

TEAM INFORMATION

2022 Record: 20-30
 Conference Record: 16-8
 Postseason: NCAA Norman Regional

COACHING STAFF

Head Coach: Vernon Bland
 HC Alma Mater (Grad Year): Prairie View A&M (1993)
 Record at School (Pct.): 183-251 (.422)
 Record Overall (Pct.): 183-251 (.422)
 Assistant Coach: Alexis Bandin
 Assistant Coach: Joseph Lane

SERIES INFORMATION

Overall Record: 8-0
 In Stephenville: 6-0
 In Prairie View: 2-0
 At a neutral site: 0-0
 First Meeting: March 1, 1997
 Last Meeting: February 19, 2022

MEDIA RELATIONS

SID: LaTonia Thirston
 Office Phone: 936-261-9106
 Email: ldthirston@pvamu.edu



CREIGHTON BLUEJAYS

FEBRUARY 17 IN STEPHENVILLE / FEBRUARY 26 IN EL PASO

GENERAL INFORMATION

Location: Omaha, NE
 Established: 1878
 Enrollment: 8,821
 Colors: Blue and White
 President: Daniel Hendrickson
 Athletic Director: Marcus Blossom
 Conference: Big East
 Arena (Capacity): Creighton Sports Complex (500)
 Website: gocreighton.com

TEAM INFORMATION

2022 Record: 15-27
 Conference Record: 5-17
 Postseason: N/A

COACHING STAFF

Head Coach: Krista Wood
 HC Alma Mater (Grad Year): Omaha (2004)
 Record at School (Pct.): 0-0 (.000)
 Record Overall (Pct.): 508-317 (.616)
 Assistant Coach: Ryan Wieligman
 Assistant Coach: Tori Stafford

SERIES INFORMATION

Overall Record: N/A
 In Stephenville: N/A
 In Omaha: N/A
 At a neutral site: N/A
 First Meeting: N/A
 Last Meeting: N/A

MEDIA RELATIONS

SID: Patrick Davis
 Office Phone: 402-280-5801
 Email: patrickdavis@creighton.edu



2023 OPPONENTS



NORTHERN COLORADO BEARS

FEBRUARY 17 IN STEPHENVILLE

GENERAL INFORMATION

Location: Greeley, CO
 Established: 1889
 Enrollment: 9,881
 Colors: Blue and Gold
 President: Andy Feinstein
 Athletic Director: Darren Dunn
 Conference: Big Sky
 Arena (Capacity): Gloria Rodriguez Field (500)
 Website: uncbeas.com

TEAM INFORMATION

2022 Record: 23-30
 Conference Record: 10-8
 Postseason: Big Sky Tournament Semifinals

COACHING STAFF

Head Coach: DeDeann Pendleton-Helm
 HC Alma Mater (Grad Year): Colorado State (1995)
 Record at School (Pct.): 0-0 (.000)
 Record Overall (Pct.): 0-0 (.000)
 Assistant Coach: Harold Simmons
 Assistant Coach: Tori Martinez
 Volunteer Coach: Melissa Perea-Martinez

SERIES INFORMATION

Overall Record: N/A
 In Stephenville: N/A
 In Greeley: N/A
 At a neutral site: N/A
 First Meeting: N/A
 Last Meeting: N/A

MEDIA RELATIONS

SID: Patrick Davis
 Office Phone: 970-351-3645
 Email: dennis.driscoll@unco.edu



AKRON ZIPS

FEBRUARY 18 IN STEPHENVILLE

GENERAL INFORMATION

Location: Akron, OH
 Established: 1870
 Enrollment: 12,516
 Colors: Blue and Gold
 President: Gary L. Miller
 Athletic Director: Charles Guthrie
 Conference: MAC
 Arena (Capacity): Lee R. Jackson Field (500)
 Website: gozips.com

TEAM INFORMATION

2022 Record: 18-32
 Conference Record: 13-16
 Postseason: N/A

COACHING STAFF

Head Coach: Craig Nicholson
 HC Alma Mater (Grad Year): US Sports Academy (1994)
 Record at School (Pct.): 0-0 (.000)
 Record Overall (Pct.): 498-270-1 (.648)
 Assistant Coach: Nyka Wood
 Assistant Coach: Chandler Rice
 Graduate Manager: Loren Kelly

SERIES INFORMATION

Overall Record: N/A
 In Stephenville: N/A
 In Akron: N/A
 At a neutral site: N/A
 First Meeting: N/A
 Last Meeting: N/A

MEDIA RELATIONS

SID: Sean Palchick
 Office Phone: 330-972-2677
 Email: spalchick@uakron.edu



NORTH TEXAS MEAN GREEN

FEBRUARY 22 IN STEPHENVILLE

GENERAL INFORMATION

Location: Denton, TX
 Established: 1890
 Enrollment: 42,372
 Colors: Green and White
 President: Neal Smatresk
 Athletic Director: Jared Mosley
 Conference: Conference USA
 Arena (Capacity): Lovelace Stadium (370)
 Website: meangreensports.com

TEAM INFORMATION

2022 Record: 37-16
 Conference Record: 17-7
 Postseason: NCAA Stillwater Regional

COACHING STAFF

Head Coach: Rodney DeLong
 HC Alma Mater (Grad Year): Cameron (2006)
 Record at School (Pct.): 129-52 (.713)
 Record Overall (Pct.): 274-132-1 (.674)
 Assistant Coach: Jamie Allred
 Assistant Coach: Jason Gwyn
 Volunteer Coach: Kady Self

SERIES INFORMATION

Overall Record: 1-2
 In Stephenville: 1-1
 In Denton: 0-1
 At a neutral site: N/A
 First Meeting: April 21, 2021
 Last Meeting: April 27, 2022

MEDIA RELATIONS

SID: Chris Alford
 Office Phone: 940-565-2789
 Email: christopher.alford@unt.edu

**MISSOURI-KANSAS CITY ROOS**

FEBRUARY 24-25 IN EL PASO

GENERAL INFORMATION

Location: Kansas City, MO
 Established: 1933
 Enrollment: 16,156
 Colors: Blue and Gold
 President: C. Mauli Agrawal
 Athletic Director: Brandon Martin
 Conference: Summit League
 Arena (Capacity): Durwood Stadium (200)
 Website: kcroos.com

TEAM INFORMATION

2022 Record: 13-34
 Conference Record: 9-11
 Postseason: Summit Tournament First Round

COACHING STAFF

Head Coach: Kiki Stokes-O'Connor
 HC Alma Mater (Grad Year): Nebraska (2017)
 Record at School (Pct.): 24-28 (.462)
 Record Overall (Pct.): 24-28 (.462)
 Assistant Coach: Kelsey Aikey
 Assistant Coach: Rylee Bayless
 Volunteer Coach: Dejah Mulipola

SERIES INFORMATION

Overall Record: N/A
 In Stephenville: N/A
 In Kansas City: N/A
 At a neutral site: N/A
 First Meeting: N/A
 Last Meeting: N/A

MEDIA RELATIONS

SID: Jerod Fox
 Office Phone: 316-249-2846
 Email: jerodfox@mail.umkc.edu

**CAL STATE-BAKERSFIELD ROADRUNNERS**

FEBRUARY 24 IN EL PASO

GENERAL INFORMATION

Location: Bakersfield, CA
 Established: 1965
 Enrollment: 11,264
 Colors: Blue and Gold
 President: Lynette Zelezny
 Athletic Director: Kyle Conder
 Conference: Big West
 Arena (Capacity): Roadrunner Softball Complex (500)
 Website: gorunners.com

TEAM INFORMATION

2022 Record: 8-37
 Conference Record: 3-24
 Postseason: N/A

COACHING STAFF

Head Coach: Daniel Sperl
 HC Alma Mater (Grad Year): Miami [OH] (2003)
 Record at School (Pct.): 0-0 (.000)
 Record Overall (Pct.): 0-0 (.000)
 Assistant Coach: Christine Hipa

SERIES INFORMATION

Overall Record: N/A
 In Stephenville: N/A
 In Bakersfield: N/A
 At a neutral site: N/A
 First Meeting: N/A
 Last Meeting: N/A

MEDIA RELATIONS

SID: Isaac Comelli
 Office Phone: 661-654-6033
 Email: icomelli@csub.edu

**UTEP MINERS**

FEBRUARY 25 IN EL PASO

GENERAL INFORMATION

Location: El Paso, TX
 Established: 1913
 Enrollment: 25,151
 Colors: Orange, Blue, and Silver
 President: Heather Wilson
 Athletic Director: Jim Senter
 Conference: Conference USA
 Arena (Capacity): Helen of Troy Field (600)
 Website: utepminers.com

TEAM INFORMATION

2022 Record: 15-34
 Conference Record: 5-19
 Postseason: N/A

COACHING STAFF

Head Coach: T.J. Hubbard
 HC Alma Mater (Grad Year): Okla. Wesleyan (2002)
 Record at School (Pct.): 31-77 (.287)
 Record Overall (Pct.): 244-324-1 (.430)
 Assistant Coach: Lena Springer

SERIES INFORMATION

Overall Record: 3-1
 In Stephenville: 1-1
 In El Paso: 0-0
 At a neutral site: 2-0
 First Meeting: March 20, 2021
 Last Meeting: March 30, 2022

MEDIA RELATIONS

SID: Lilliana Valdespino
 Office Phone: 915-747-6653
 Email: lvaldespino@miners.utep.edu



2023 OPPONENTS



LAMAR CARDINALS

MARCH 1 IN STEPHENVILLE

GENERAL INFORMATION

Location: Beaumont, TX
 Established: 1923
 Enrollment: 16,191
 Colors: Red and White
 President: Jaime Taylor
 Athletic Director: Jeff O'Malley
 Conference: Southland
 Arena (Capacity): LU Softball Complex (500)
 Website: lamarcardinals.com

TEAM INFORMATION

2022 Record: 11-38
 Conference Record: 5-19
 Postseason: WAC Tournament First Round

COACHING STAFF

Head Coach: Amy Hooks
 HC Alma Mater (Grad Year): Texas (2011)
 Record at School (Pct.): 51-127 (.287)
 Record Overall (Pct.): 51-127 (.287)
 Assistant Coach: Tara McKenney
 Assistant Coach: Anthony Aresco
 Student Manager: Cassie Blevins

SERIES INFORMATION

Overall Record: 3-4
 In Stephenville: 2-1
 In Beaumont: 1-2
 At a neutral site: 0-1
 First Meeting: February 21, 2021
 Last Meeting: April 30, 2022

MEDIA RELATIONS

SID: Kenneth Cline
 Office Phone: 409-880-2323
 Email: kenneth.cline@lamar.edu



SOUTH DAKOTA STATE JACKRABBITS

MARCH 3-4 IN TULSA, OK / STILLWATER, OK

GENERAL INFORMATION

Location: Brookings, SD
 Established: 1881
 Enrollment: 11,465
 Colors: Yellow and Blue
 President: Barry Dunn
 Athletic Director: Justin Snell
 Conference: Summit League
 Arena (Capacity): Jackrabbit Softball Stadium (300)
 Website: gojacks.com

TEAM INFORMATION

2022 Record: 41-13
 Conference Record: 18-2
 Postseason: NCAA Orlando Regional

COACHING STAFF

Head Coach: Kristina McSweeney
 HC Alma Mater (Grad Year): Barry (2003)
 Record at School (Pct.): 0-0 (.000)
 Record Overall (Pct.): 359-186-1 (.658)
 Associate Head Coach: Josh Bertke
 Assistant Coach: Brittany Gomez-Olson

SERIES INFORMATION

Overall Record: 2-0
 In Stephenville: 0-0
 In Brookings: 0-0
 At a neutral site: 2-0
 First Meeting: March 15, 2022
 Last Meeting: March 16, 2022

MEDIA RELATIONS

SID: Andrew Pederson
 Office Phone: 605-688-4822
 Email: andrew.pedersen@sdstate.edu



TULSA GOLDEN HURRICANE

MARCH 3 IN TULSA, OK

GENERAL INFORMATION

Location: Tulsa, OK
 Established: 1894
 Enrollment: 3,740
 Colors: Blue, Gold, and Crimson
 President: Brad Carson
 Athletic Director: Rick Dickson
 Conference: American
 Arena (Capacity): Collins Family Complex (1,000)
 Website: tulsahurricane.com

TEAM INFORMATION

2022 Record: 18-30-1
 Conference Record: 7-9-1
 Postseason: American Tournament First Round

COACHING STAFF

Head Coach: Crissy Strimble
 HC Alma Mater (Grad Year): Tulsa (2003)
 Record at School (Pct.): 56-57-1 (.496)
 Record Overall (Pct.): 56-57-1 (.496)
 Assistant Coach: Sandra Owens
 Assistant Coach: Madi Sue Simpson
 Volunteer Coach: Hayley Busby

SERIES INFORMATION

Overall Record: N/A
 In Stephenville: N/A
 In Tulsa: N/A
 At a neutral site: N/A
 First Meeting: N/A
 Last Meeting: N/A

MEDIA RELATIONS

SID: Jared Emerson
 Office Phone: 918-852-0398
 Email: jared-emerson@utulsa.edu

**OKLAHOMA STATE COWGIRLS**

MARCH 4 IN STILLWATER, OK

GENERAL INFORMATION

Location:Stillwater, OK
 Established: 1890
 Enrollment: 24,041
 Colors: Orange and Black
 President: Kayse Shrum
 Athletic Director: Chad Weiberg
 Conference: Big 12
 Arena (Capacity): Cowgirl Stadium (750)
 Website: okstate.com

TEAM INFORMATION

2022 Record: 48-14
 Conference Record: 14-4
 Postseason: WCWS Semifinals

COACHING STAFF

Head Coach: Kenny Gajewski
 HC Alma Mater (Grad Year): Oklahoma (1995)
 Record at School (Pct.): 269-121 (.690)
 Record Overall (Pct.): 269-121 (.690)
 Assistant Coach: John Bargfeldt
 Assistant Coach: Whitney Cloer
 Volunteer Coach: Vanessa Shippy-Fletcher

SERIES INFORMATION

Overall Record: 0-1
 In Stephenville: 0-0
 In Stillwater: 0-0
 At a neutral site: 0-1
 First Meeting: February 21, 2021
 Last Meeting: February 21, 2021

MEDIA RELATIONS

SID: Jordan Newell
 Office Phone: 405-744-7714
 Email: jordan.newell@okstate.edu

**MAINE BLACK BEARS**

MARCH 5 IN STILLWATER, OK

GENERAL INFORMATION

Location:Orono, Maine
 Established: 1865
 Enrollment: 11,561
 Colors: Dark Blue, Light Blue, and White
 President: Joan Ferrini-Mundy
 Athletic Director: Samantha Hegmann-Wary
 Conference: America East
 Arena (Capacity): Kessock Field (950)
 Website: goblackbears.com

TEAM INFORMATION

2022 Record: 8-37
 Conference Record: 4-12
 Postseason: America East Tournament First Round

COACHING STAFF

Head Coach: Jordan Fitzpatrick
 HC Alma Mater (Grad Year): Maine (2011)
 Record at School (Pct.): 8-37 (.178)
 Record Overall (Pct.): 8-37 (.178)
 Assistant Coach: Scott Woodcock

SERIES INFORMATION

Overall Record: N/A
 In Stephenville: N/A
 In Orono: N/A
 At a neutral site: N/A
 First Meeting: N/A
 Last Meeting: N/A

MEDIA RELATIONS

SID: Bryce Colbeth
 Office Phone: 207-581-1061
 Email: bryce.colbeth@maine.edu

2023 OPPONENTS**HOUSTON COUGARS**

MARCH 10-12 IN STEPHENVILLE

GENERAL INFORMATION

Location: Houston, TX
 Established: 1927
 Enrollment: 46,148
 Colors: Red and White
 President: Renu Khator
 Athletic Director: Chris Pezman
 Conference: American
 Arena (Capacity): Cougar Softball Stadium (1,200)
 Website: uhcougars.com

TEAM INFORMATION

2022 Record: 27-27-1
 Conference Record: 8-9-1
 Postseason: American Tournament Semifinals

COACHING STAFF

Head Coach: Kristin Vesely
 HC Alma Mater (Grad Year): Oklahoma (2006)
 Record at School (Pct.): 166-133-1 (.555)
 Record Overall (Pct.): 166-133-1 (.555)
 Associate Head Coach: Courtney Oliver
 Assistant Coach: Lacey Waldrop
 Director of Ops: Jordan Reid

SERIES INFORMATION

Overall Record: 0-1
 In Stephenville: 0-0
 In Houston: 0-1
 At a neutral site: 0-0
 First Meeting: February 22, 2021
 Last Meeting: February 22, 2021

MEDIA RELATIONS

SID: Dan Hamilton
 Office Phone: 713-743-9969
 Email: dcham13@central.uh.edu



2023 OPPONENTS



UTSA ROADRUNNERS

MARCH 14 IN STEPHENVILLE

GENERAL INFORMATION

Location: San Antonio, TX
 Established: 1969
 Enrollment: 34,742
 Colors: Blue and Orange
 President: Thomas Taylor Eighmy
 Athletic Director: Lisa Campos
 Conference: Conference USA
 Arena (Capacity): Roadrunner Softball Field (300)
 Website: goutsu.com

TEAM INFORMATION

2022 Record: 18-30
 Conference Record: 11-12
 Postseason: C-USA Tournament First Round

COACHING STAFF

Head Coach: Michelle Cheatham
 HC Alma Mater (Grad Year): UTSA (2003)
 Record at School (Pct.): 189-246 (.434)
 Record Overall (Pct.): 189-246 (.434)
 Assistant Coach: Carlton Salters
 Assistant Coach: Ronnie Ladines

SERIES INFORMATION

Overall Record: N/A
 In Stephenville: N/A
 In San Antonio: N/A
 At a neutral site: N/A
 First Meeting: N/A
 Last Meeting: N/A

MEDIA RELATIONS

SID: Michael Stambaugh
 Office Phone: 785-979-5721
 Email: michael.stambaugh@utsa.edu



SEATTLE REDHAWKS

MARCH 17-18 IN SEATTLE, WA

GENERAL INFORMATION

Location: Seattle, WA
 Established: 1891
 Enrollment: 7,050
 Colors: Red and White
 President: Eduardo Peñalver
 Athletic Director: Shaney Fink
 Conference: WAC
 Arena (Capacity): Logan Field (500)
 Website: goseattleu.com

TEAM INFORMATION

2022 Record: 32-24
 Conference Record: 15-9
 Postseason: WAC Tournament Semifinals

COACHING STAFF

Head Coach: Geoff Hirai
 HC Alma Mater (Grad Year): Hawaii Hilo (1998)
 Record at School (Pct.): 183-165 (.526)
 Record Overall (Pct.): 183-165 (.526)
 Assistant Coach: Caitlin Nies
 Assistant Coach: Alana Aweau
 Volunteer Coach: Taylor Shigeta

SERIES INFORMATION

Overall Record: 2-2
 In Stephenville: 1-2
 In Seattle: 0-0
 At a neutral site: 1-0
 First Meeting: February 16, 2007
 Last Meeting: April 24, 2022

MEDIA RELATIONS

SID: Josh Case
 Office Phone: 206-296-2360
 Email: jcase@seattleu.edu



TRISTAN BRIDGES



ASHLEE LARUE



GCU

GRAND CANYON LOPES

MARCH 24-25 IN PHOENIX, AZ

GENERAL INFORMATION

Location: Phoenix, AZ
 Established: 1949
 Enrollment: 103,072
 Colors: Purple, Black and White
 President: Brian Mueller
 Athletic Director: Jamie Boggs
 Conference: WAC
 Arena (Capacity): GCU Softball Field (1,200)
 Website: gculopes.com

TEAM INFORMATION

2022 Record: 39-16
 Conference Record: 19-5
 Postseason: NCAA Los Angeles Regional

COACHING STAFF

Head Coach: Shannon Hays
 HC Alma Mater (Grad Year): Lubbock Christian (1991)
 Record at School (Pct.): 39-16 (.709)
 Record Overall (Pct.): 507-196-5 (.720)
 Assistant Coach: Sandra Wente
 Assistant Coach: Maribeth Gorsuch
 Volunteer Coach: Sydney Sherrill

SERIES INFORMATION

Overall Record: 1-1
 In Stephenville: 1-1
 In Phoenix: 0-0
 At a neutral site: 0-0
 First Meeting: May 1, 2021
 Last Meeting: May 1, 2021

MEDIA RELATIONS

SID: Adrianna Candelaria
 Office Phone: 602-639-6842
 Email: adrianna.candelaria@gcu.edu



PAIGE NUNES



KENNEDY FERGUSON

2023 OPPONENTS



GRAMBLING STATE TIGERS

MARCH 28 IN STEPHENVILLE

GENERAL INFORMATION

Location: Grambling, LA
 Established: 1901
 Enrollment: 5,232
 Colors: Black and Gold
 President: Richard Gallot Jr.
 Athletic Director: Trayvean Scott
 Conference: SWAC
 Arena (Capacity): GSU Softball Complex (200)
 Website: gsutigers.com

TEAM INFORMATION

2022 Record: 24-24
 Conference Record: 11-13
 Postseason: SWAC Tournament First Round

COACHING STAFF

Head Coach: Nakeya Hall
 HC Alma Mater (Grad Year): South Carolina St. (2003)
 Record at School (Pct.): 55-80 (.407)
 Record Overall (Pct.): 94-132-1 (.416)
 Assistant Coach: D'Maria Matthews
 Special Assistant: Larry Drayton
 Volunteer Coach: Larry King

SERIES INFORMATION

Overall Record: N/A
 In Stephenville: N/A
 In Grambling: N/A
 At a neutral site: N/A
 First Meeting: N/A
 Last Meeting: N/A

MEDIA RELATIONS

SID: Curtis Ford
 Office Phone: 318-274-2374
 Email: fordcc@gram.edu



2023 OPPONENTS



CALIFORNIA BAPTIST LANCERS

MARCH 31-APRIL 1 IN STEPHENVILLE

GENERAL INFORMATION

Location: Riverside, CA
 Established: 1950
 Enrollment: 11,491
 Colors: Blue and Gold
 President: Ronald Ellis
 Athletic Director: Tyler Mariucci
 Conference: WAC
 Arena (Capacity): John C. Funk Stadium (500)
 Website: cbulancers.com

TEAM INFORMATION

2022 Record: 30-26
 Conference Record: 12-12
 Postseason: N/A

COACHING STAFF

Head Coach: Mike Smith
 HC Alma Mater (Grad Year): Master's (1992)
 Record at School (Pct.): 497-82 (.858)
 Record Overall (Pct.): 965-363 (.727)
 Associate Head Coach: Bill Baber
 Assistant Coach: Brittany Gossett

SERIES INFORMATION

Overall Record: 2-1
 In Stephenville: 2-1
 In Riverside: 0-0
 At a neutral site: 0-0
 First Meeting: April 9, 2021
 Last Meeting: April 9, 2021

MEDIA RELATIONS

SID: Daniel Cook
 Office Phone: 951-343-4680
 Email: dcook@calbaptist.edu



ABILENE CHRISTIAN WILDCATS

APRIL 7-8 IN ABILENE

GENERAL INFORMATION

Location: Abilene, TX
 Established: 1906
 Enrollment: 5,731
 Colors: Purple and White
 President: Phil Schubert
 Athletic Director: Zack Lassiter
 Conference: WAC
 Arena (Capacity): Poly Wells Field (1,000)
 Website: acusports.com

TEAM INFORMATION

2022 Record: 25-26
 Conference Record: 15-9
 Postseason: WAC Tournament First Round

COACHING STAFF

Head Coach: Abigail Farler
 HC Alma Mater (Grad Year): Marshall (2007)
 Record at School (Pct.): 46-76 (.377)
 Record Overall (Pct.): 166-120 (.580)
 Associate Head Coach: Caty Reeves
 Assistant Coach: Jessica Twaddle
 Volunteer Coach: Sam Woodley

SERIES INFORMATION

Overall Record: 33-34
 In Stephenville: 20-16
 In Abilene: 13-17
 At a neutral site: 0-1
 First Meeting: March 7, 1997
 Last Meeting: April 16, 2022

MEDIA RELATIONS

SID: Cassie Kelley
 Office Phone: 325-674-6171
 Email: cassie.kelley@acu.edu



BRITTANY COE



KATY SCHAEFER



2023 OPPONENTS



NEW MEXICO STATE AGGIES

APRIL 14-15 IN STEPHENVILLE

GENERAL INFORMATION

Location: Las Cruces, NM
 Established: 1888
 Enrollment: 21,694
 Colors: Crimson and White
 President: Dan Arvizu
 Athletic Director: Mario Moccia
 Conference: WAC
 Arena (Capacity): NM State Softball Complex (1,050)
 Website: nmstatesports.com

TEAM INFORMATION

2022 Record: 13-38
 Conference Record: 6-18
 Postseason: WAC Tournament Second Round

COACHING STAFF

Head Coach: Kathy Rodolph
 HC Alma Mater (Grad Year): UTEP (1985)
 Record at School (Pct.): 557-480 (.537)
 Record Overall (Pct.): 626-514 (.549)
 Associate Head Coach: Cat Heifner
 Assistant Coach: Jeff Young
 Volunteer Coach: Tiala Tagalao

SERIES INFORMATION

Overall Record: 0-3
 In Stephenville: 0-0
 In Las Cruces: 0-3
 At a neutral site: 0-0
 First Meeting: April 16, 2021
 Last Meeting: April 17, 2021

MEDIA RELATIONS

SID: Javier Chacon
 Office Phone: 575-646-1823
 Email: jchacon2@nmsu.edu



SAM HOUSTON BEARKATS

APRIL 21-22 IN STEPHENVILLE

GENERAL INFORMATION

Location: Huntsville, TX
 Established: 1879
 Enrollment: 21,679
 Colors: Orange and White
 President: Alisa White
 Athletic Director: Bobby Williams
 Conference: WAC
 Arena (Capacity): Bearkat Softball Complex (400)
 Website: gobearkats.com

TEAM INFORMATION

2022 Record: 15-39
 Conference Record: 8-16
 Postseason: WAC Tournament First Round

COACHING STAFF

Head Coach: Garrett Valis
 HC Alma Mater (Grad Year): Texas (2007)
 Record at School (Pct.): 78-110 (.415)
 Record Overall (Pct.): 78-110 (.415)
 Assistant Coach: Tori Rivera
 Assistant Coach: Tess Soefje
 Volunteer Coach: Stevyn Rivera

SERIES INFORMATION

Overall Record: 6-1
 In Stephenville: 3-0
 In Huntsville: 3-1
 At a neutral site: 0-0
 First Meeting: April 28, 2021
 Last Meeting: April 9, 2022

MEDIA RELATIONS

SID: Cody Stark
 Office Phone: 936 294-2692
 Email: cstark@shsu.edu



UTA MAVERICKS

APRIL 28-29 IN ARLINGTON

GENERAL INFORMATION

Location: Arlington, TX
 Established: 1895
 Enrollment: 45,949
 Colors: Blue, Orange and White
 President: Jennifer Evans-Cowley
 Athletic Director: John Fagg
 Conference: WAC
 Arena (Capacity): Allan Saxe Field (650)
 Website: utamavs.com

TEAM INFORMATION

2022 Record: 22-27
 Conference Record: 12-15
 Postseason: SBC Tournament First Round

COACHING STAFF

Head Coach: Kara Dill
 HC Alma Mater (Grad Year): Kentucky (2012)
 Record at School (Pct.): 0-0 (.000)
 Record Overall (Pct.): 0-0 (.000)
 Assistant Coach: Jo Koons
 Assistant Coach: Fa Leilua

SERIES INFORMATION

Overall Record: N/A
 In Stephenville: N/A
 In Arlington: N/A
 At a neutral site: N/A
 First Meeting: N/A
 Last Meeting: N/A

MEDIA RELATIONS

SID: Brittany Wylie
 Office Phone: 817-272-9294
 Email: brittany.wylie@uta.edu



2023 OPPONENTS



HOUSTON CHRISTIAN HUSKIES

MAY 2 IN HOUSTON

GENERAL INFORMATION

Location: Houston, TX
 Established: 1960
 Enrollment: 4,257
 Colors: Blue and Orange
 President: Robert Sloan
 Athletic Director: Steve Moniaci
 Conference: Southland
 Arena (Capacity): Husky Field (300)
 Website: hcuhuskies.com

TEAM INFORMATION

2022 Record: 19-29
 Conference Record: 4-13
 Postseason: Southland Tournament Semifinals

COACHING STAFF

Head Coach: Mary-Ellen Hall
 HC Alma Mater (Grad Year): Houston Christian (1988)
 Record at School (Pct.): 860-606 (.587)
 Record Overall (Pct.): 860-606 (.587)
 Assistant Coach: Natalie Duron
 Assistant Coach: Cortni Emmanuel

SERIES INFORMATION

Overall Record: 0-2
 In Stephenville: 0-2
 In Houston: 0-0
 At a neutral site: 0-0
 First Meeting: May 7, 2022
 Last Meeting: May 7, 2022

MEDIA RELATIONS

SID: Parker Rodgers
 Office Phone: 281-649-3324
 Email: rogerspw@hbu.edu



STEPHEN F. AUSTIN LADYJACKS

MAY 5-6 IN STEPHENVILLE

GENERAL INFORMATION

Location: Nacogdoches, TX
 Established: 1923
 Enrollment: 11,946
 Colors: Purple and White
 President: Steve Westbrook
 Athletic Director: Ryan Ivey
 Conference: WAC
 Arena (Capacity): SFA Softball Field (500)
 Website: sfajacks.com

TEAM INFORMATION

2022 Record: 31-25
 Conference Record: 18-6
 Postseason: NISC Tournament

COACHING STAFF

Head Coach: Richie Bruister
 HC Alma Mater (Grad Year): Mississippi State (1999)
 Record at School (Pct.): 0-0 (.000)
 Record Overall (Pct.): 577-313 (.648)
 Assistant Coach: Christina May
 Assistant Coach: Brynn Baca

SERIES INFORMATION

Overall Record: 2-6
 In Stephenville: 0-3
 In Houston: 1-2
 At a neutral site: 1-1
 First Meeting: February 6, 2021
 Last Meeting: April 22, 2022

MEDIA RELATIONS

SID: Jace Green
 Office Phone: 470-774-2549
 Email: greenjw1@jacks.sfasu.edu



TRISTYN TRULL



MARK CUMPIAN



ALL-TIME SERIES RESULTS

ABILENE CHRISTIAN (33-34)				3/12/05	L	6-8	H
H: 20-16 • A: 13-17 • N: 0-1				3/24/06	L	3-5	H
Date	W/L	Score	H/A	3/24/06	L	5-11	H
3/7/97	L	2-5	N	3/25/06	L	0-9	H
3/31/97	L	0-2	H	3/25/06	L	7-13	H
3/31/97	L	1-4	H	3/23/07	W	5-3	A
4/15/97	L	5-6	H	3/23/07	W	6-3	A
4/15/97	L	2-8	H	3/24/07	L	2-8	A
4/24/98	W	5-4	A	3/24/07	L	4-5	A
4/24/98	L	4-6	A	4/12/08	W	5-2	H
4/25/98	L	0-3	A	4/12/08	L	4-6	H
4/25/98	W	8-3	A	4/13/08	W	8-1	H
4/16/99	W	5-4	H	5/2/08	L	2-3	N
4/16/99	W	4-2	H	4/10/09	L	10-12	A
4/17/99	W	4-3	H	4/10/09	L	1-4	A
4/17/99	L	0-2	H	4/11/09	L	4-5	A
4/7/00	L	0-3	A	4/7/10	W	5-0	H
4/7/00	W	1-0	A	4/16/10	W	3-2	H
4/8/00	L	6-7	A	4/29/11	L	8-11	A
4/8/00	W	4-2	A	4/30/11	W	6-5	A
4/6/01	W	10-3	H	4/30/11	L	6-15	A
4/6/01	L	1-4	H	3/16/12	W	7-1	H
4/7/01	W	5-0	H	3/16/12	W	6-4	H
4/7/01	L	5-9	H	3/17/12	L	2-7	H
3/21/03	L	0-3	H	3/22/13	W	5-2	A
3/21/03	W	3-0	H	3/23/13	W	5-3	A
3/23/03	W	4-3	H	3/23/13	L	1-7	A
3/23/03	W	4-1	H	3/3/21	L	4-6	A
3/19/04	L	3-7	A	3/17/21	W	1-0	H
3/19/04	W	8-3	A	3/18/22	L	0-3	A
3/19/04	W	11-8	A	3/19/22	L	11-12	A
3/19/04	W	7-5	A	3/19/22	W	7-5	A
3/11/05	W	5-2	H	4/15/22	W	2-1	H
3/11/05	W	4-3	H	4/15/22	W	4-1	H
3/12/05	L	6-7	H	4/16/22	W	7-3	H



GEORGIA CAPELL

ADAMS STATE (CO.) (4-2)			
H: 0-0 • A: 0-0 • N: 4-2			
Date	W/L	Score	H/A
3/9/96	L	5-7	N
2/7/04	W	9-3	N
2/12/06	W	11-1	N
2/15/14	W	4-1	N
2/15/15	L	5-7	N
2/13/16	W	6-2	N

ALABAMA STATE (1-0)			
H: 1-0 • A: 0-0 • N: 0-0			
Date	W/L	Score	H/A
2/19/22	W	7-3	H

ANGELO STATE (21-43)			
H: 12-17 • A: 9-21 • N: 0-5			
Date	W/L	Score	H/A

4/5/02	L	4-10	H
4/5/02	L	2-6	H
4/6/02	W	5-1	H
3/28/03	L	0-8	A
3/28/03	L	2-10	A
3/29/03	W	5-4	A
3/29/03	W	7-5	A
5/3/03	L	2-4	N
5/8/03	L	3-4	N
3/26/04	L	2-3	H
3/26/04	L	5-8	H
3/27/04	W	6-5	H
3/27/04	W	8-2	H
4/30/04	L	1-4	N
5/6/04	L	0-5	N
3/18/05	L	7-10	A
3/18/05	L	3-11	A
3/19/05	L	6-7	A
3/19/05	W	10-7	A
4/14/06	L	0-8	A
4/14/06	L	1-4	A
4/15/06	L	2-10	A
4/15/06	L	2-4	A
4/27/07	L	0-3	H
4/27/07	W	7-5	H
4/28/07	L	1-3	H
4/28/07	W	12-5	H
5/12/07	L	0-5	N
2/29/08	L	0-12	A
3/1/08	L	3-4	A
3/1/08	W	4-2	A
3/6/09	W	12-6	H
3/7/09	L	1-7	H
3/7/09	L	4-9	H
3/12/10	L	3-6	A
3/13/10	L	6-7	A
3/13/10	L	1-2	A
3/25/11	L	3-6	H
3/26/11	L	4-7	H
3/26/11	W	4-3	H
3/13/12	L	4-10	H
3/13/12	L	8-10	H
3/14/12	L	4-7	H
4/19/13	L	1-9	A
4/20/13	L	9-11	A
4/20/13	W	7-5	A
2/28/14	W	7-6	H
2/28/14	L	4-17	H
3/1/14	L	1-5	H
3/27/15	W	13-7	A
3/27/15	W	7-3	A
3/28/15	L	1-2	A
3/28/15	L	2-4	A
3/25/16	L	4-5	H
3/25/16	L	4-9	H
3/26/16	W	5-4	H

3/26/16	W	4-3	H
3/31/17	W	2-0	H
3/31/17	W	4-0	H
4/1/17	L	2-9	H
3/29/18	W	6-3	A
3/30/18	L	0-8	A
3/30/18	W	2-1	A
5/4/18	L	5-8	A
3/8/19	W	6-2	H
3/9/19	L	8-9	H
3/9/19	W	16-1	H
2/16/20	L	2-3	A

ARKANSAS-MONTICELLO (1-0)			
H: 0-0 • A: 0-0 • N: 1-0			
Date	W/L	Score	H/A
2/10/02	W	4-2	N

ARKANSAS TECH (1-0)			
H: 0-0 • A: 0-0 • N: 1-0			
Date	W/L	Score	H/A
2/2/18	W	2-1	N

AUGUSTANA (SD) (1-1)			
H: 0-0 • A: 0-0 • N: 1-1			
Date	W/L	Score	H/A
3/3/02	L	3-4	N
2/2/20	W	5-3	N

BAYLOR (0-5)			
H: 0-0 • A: 0-3 • N: 0-2			
Date	W/L	Score	H/A
4/13/96	L	0-5	A
3/6/21	L	1-5	N
3/7/21	L	0-2	N
3/22/22	L	1-5	A
3/22/22	L	1-7	A

BELLARMINE (KY.) (1-1)			
H: 0-0 • A: 0-0 • N: 1-1			
Date	W/L	Score	H/A
2/24/01	L	1-2	N
2/11/22	W	4-0	N

BUFFALO (0-1)			
H: 0-0 • A: 0-0 • N: 0-1			
Date	W/L	Score	H/A
2/25/22	L	2-3	N

BYU (0-1)			
H: 0-0 • A: 0-0 • N: 0-1			
Date	W/L	Score	H/A
3/13/21	L	1-7	N

CAL ST-DOMINGUEZ HILLS (0-1)			
H: 0-0 • A: 0-0 • N: 0-1			
Date	W/L	Score	H/A
2/17/07	L	9-11	N

CALIFORNIA (PA.) (2-0)			
H: 0-0 • A: 0-0 • N: 2-0			
Date	W/L	Score	H/A
3/3/00	W	3-0	N
2/10/18	W	9-0	N



ALL-TIME SERIES RESULTS

CALIFORNIA BAPTIST (2-1) H: 2-1 • A: 0-0 • N: 0-0			
Date	W/L	Score	H/A
4/9/21	L	0-1	H
4/9/21	W	14-5	H
4/10/21	W	3-2	H

CAMERON (OK.) (34-16-1) H: 13-6-1 • A: 9-6 • N: 12-4			
Date	W/L	Score	H/A
3/9/96	W	14-8	A
3/10/96	W	9-1	A
4/2/96	W	5-3	H
4/2/96	W	3-0	H
2/15/02	W	7-2	N
3/7/02	W	10-2	N
2/15/03	W	9-0	N
2/25/05	W	4-0	N
5/4/07	W	4-1	N
2/1/08	W	11-4	N
3/30/08	L	4-5	N
2/14/09	W	5-4	H
2/14/09	W	3-2	H
2/21/09	L	2-8	N
12/10/10	W	4-1	N
12/7/10	L	2-3	N
2/22/11	L	0-2	H
2/22/11	T	5-5	H
3/24/12	W	6-1	A
3/24/12	W	6-3	A
3/25/12	L	6-8	A
3/28/13	W	14-3	H
3/28/13	W	13-5	H
3/29/13	L	2-6	H
4/4/14	L	7-10	H
4/4/14	W	3-0	H
4/5/14	W	7-6	H
4/5/14	L	3-11	H
4/10/15	L	3-4	A
4/10/15	W	7-4	A
4/11/15	L	1-6	A
4/11/15	W	6-5	A
5/9/15	W	8-4	N
5/10/15	W	11-3	N
4/8/16	W	6-1	H
4/8/16	L	0-4	H
4/10/16	W	2-1	H
4/10/16	W	14-5	H
3/10/17	L	1-8	A
3/10/17	L	3-4	A
3/11/17	W	4-2	A
3/9/18	W	5-1	H
3/10/18	W	6-4	H
3/10/18	L	1-8	H
5/4/18	W	3-0	N
2/15/19	W	8-4	A
2/17/19	W	6-2	A
2/17/19	L	0-8	A
5/3/19	W	2-0	N
5/9/19	W	2-1	N
5/10/19	L	5-7	N

CARSON-NEWMAN (TN.) (1-0) H: 0-0 • A: 0-0 • N: 1-0			
Date	W/L	Score	H/A
2/24/01	W	4-1	N

CENTRAL ARKANSAS (1-0) H: 0-0 • A: 0-0 • N: 1-0			
Date	W/L	Score	H/A
2/10/02	W	5-2	N

CENTRAL IOWA (0-1) H: 1-0 • A: 0-0 • N: 0-1			
Date	W/L	Score	H/A
3/10/00	L	4-11	N

CENTRAL MISSOURI (0-1) H: 0-0 • A: 0-0 • N: 0-1			
Date	W/L	Score	H/A
2/25/12	L	2-3	N

CENTRAL OKLAHOMA (8-17) H: 1-1 • A: 2-6 • N: 5-10			
Date	W/L	Score	H/A
3/11/96	L	3-5	A
3/11/96	L	5-10	A
4/20/96	W	3-1	H
4/20/96	L	1-9	H
5/1/98	L	3-6	N
5/2/98	W	6-2	N
5/2/98	L	4-5	N
3/3/01	W	4-2	A
3/3/01	L	0-1	A
3/4/01	L	5-7	A
3/4/01	L	1-2	A
2/15/02	W	6-5	N
5/2/03	W	5-3	N
2/25/05	L	2-3	N
3/4/05	W	2-0	N
3/4/06	L	0-8	N
3/4/07	L	1-7	N
3/30/08	L	7-19	N
3/19/10	W	7-6	A
3/19/10	L	4-7	A
3/26/10	L	1-2	N
4/2/11	L	2-5	N
2/21/14	L	0-8	N
2/22/15	L	1-3	N
2/20/16	W	9-2	N

CHADRON STATE (NE.) (1-1) H: 0-0 • A: 0-0 • N: 1-1			
Date	W/L	Score	H/A
2/13/15	W	9-6	N
2/12/16	L	4-6	N

COLO.-COLORADO SPRINGS (2-1) H: 0-0 • A: 0-0 • N: 2-1			
Date	W/L	Score	H/A
3/15/02	W	9-2	N
2/8/04	W	7-3	N
5/8/04	L	3-5	N

COLORADO CHRISTIAN (2-0) H: 0-0 • A: 0-0 • N: 2-0			
Date	W/L	Score	H/A
2/11/17	W	8-3	N
2/11/19	W	7-4	N

COLORADO MESA (5-1) H: 0-0 • A: 1-0 • N: 4-1			
Date	W/L	Score	H/A
2/26/00	W	4-3	N
2/6/04	W	5-2	N
2/14/14	W	7-0	N
2/16/14	W	7-6	N
2/13/15	L	6-13	N
5/11/18	W	6-3	A

COLO. SCHOOL OF MINES (5-0) H: 0-0 • A: 0-0 • N: 5-0			
Date	W/L	Score	H/A
2/19/12	W	4-3	N
2/20/12	W	12-11	N
2/14/15	W	8-0	N
2/1/19	W	3-1	N
2/8/19	W	5-3	N

COLORADO STATE-PUEBLO (4-0) H: 0-0 • A: 0-0 • N: 4-0			
Date	W/L	Score	H/A
2/12/06	W	10-4	N
2/14/14	W	5-4	N
2/15/15	W	10-5	N
2/13/16	W	5-2	N

DAKOTA STATE (SD) (1-0) H: 0-0 • A: 0-0 • N: 1-0			
Date	W/L	Score	H/A
3/10/01	W	8-0	N


DELTA STATE (MS.) (1-1) H: 0-0 • A: 0-0 • N: 1-1			
Date	W/L	Score	H/A
2/1/08	W	5-4	N
2/1/14	L	2-10	N

DIXIE STATE (UT.) (1-2) H: 0-0 • A: 1-2 • N: 0-0			
Date	W/L	Score	H/A
4/2/21	L	7-8	A
4/2/21	L	1-7	A
4/3/21	W	11-5	A

DRURY (MO.) (0-1) H: 0-0 • A: 0-0 • N: 0-1			
Date	W/L	Score	H/A
2/22/09	L	5-6	N

EAST CENTRAL (OK.) (8-4) H: 0-0 • A: 0-0 • N: 8-4			
Date	W/L	Score	H/A
2/23/96	W	6-3	N
5/1/99	L	0-5	N
2/19/00	W	5-0	N
2/16/02	L	2-3	N
2/15/03	W	8-4	N
3/30/08	W	2-1	N
2/6/10	W	1-0	N
3/26/10	W	10-4	N
4/1/11	L	2-4	N
2/1/13	L	0-3	N
2/4/16	W	6-3	N
2/4/18	W	10-6	N

EASTERN NEW MEXICO (70-15) H: 38-4 • A: 28-11 • N: 4-0			
Date	W/L	Score	H/A
3/8/97	W	17-1	N
3/28/97	W	10-0	H
3/28/97	W	7-1	H
3/29/97	W	14-0	H
3/29/97	W	8-0	H
4/10/98	W	5-2	A
4/10/98	L	4-5	A
4/11/98	W	8-6	A
4/11/98	L	6-12	A
2/13/99	W	4-2	N
4/2/99	W	2-1	H
4/2/99	W	4-2	H
4/3/99	W	1-0	H
4/3/99	W	4-1	H
2/11/00	W	7-4	N
3/24/00	W	6-4	A
3/24/00	L	0-6	A
3/25/00	W	9-4	A
3/25/00	L	3-5	A
3/23/01	W	2-1	H


AUSTIN GERMAIN



ALL-TIME SERIES RESULTS

3/23/01	L	1-4	H
4/19/02	L	4-5	A
4/19/02	L	2-5	A
4/20/02	L	0-1	A
4/20/02	W	5-0	A
4/11/03	W	6-0	H
4/11/03	W	6-2	H
4/12/03	W	10-3	H
4/12/03	W	5-4	H
4/16/04	W	3-0	A
4/16/04	W	7-2	A
4/17/04	W	5-2	A
4/17/04	W	5-1	A
4/8/05	W	3-2	H
4/8/05	W	8-4	H
4/9/05	W	5-4	H
4/9/05	W	4-3	H
3/10/06	W	11-3	H
3/10/06	L	4-7	H
3/11/06	W	5-3	H
3/11/06	L	0-3	H
3/9/07	W	8-6	A
3/9/07	L	12-18	A
3/10/07	L	1-3	A
3/10/07	W	6-5	A
3/14/08	W	2-0	H
3/15/08	W	4-2	H
3/15/08	W	9-1	H
3/20/09	W	12-5	A
3/20/09	W	9-0	A
3/21/09	W	15-10	A
4/2/10	W	10-2	H
4/2/10	W	7-6	H
4/4/10	W	5-4	H
3/15/11	W	5-1	A
3/15/11	W	6-1	A
3/16/11	W	10-9	A
3/30/12	W	2-1	H
3/30/12	W	9-1	H
3/31/12	W	8-5	H
4/5/13	L	6-8	A
4/5/13	W	11-5	A
4/6/13	W	6-0	A
3/21/14	W	10-2	H
3/21/14	W	8-0	H
3/22/14	W	7-3	H
3/22/14	W	2-1	H
4/24/15	W	8-4	A
4/24/15	W	16-5	A
4/25/15	W	10-2	A
4/25/15	W	17-7	A
4/22/16	W	3-2	H
4/22/16	W	14-0	H
4/23/16	W	10-2	H
4/23/16	L	7-9	H
2/24/17	L	6-8	A
2/24/17	W	17-1	A
2/25/17	W	11-3	A
2/25/18	W	4-1	H
2/26/18	W	7-3	H
2/26/18	W	5-2	H
4/18/19	W	6-1	A
4/19/19	W	13-0	A
4/19/19	W	4-0	A
2/22/20	W	7-5	N

ECKERD (FL.) (1-0)

H: 0-0 • A: 0-0 • N: 1-0

Date	W/L	Score	H/A
2/22/08	W	11-0	N

EMPORIA STATE (KS.) (5-4)

H: 3-1 • A: 0-0 • N: 2-3

Date	W/L	Score	H/A
2/25/98	W	5-1	H
2/25/98	W	12-3	H
2/24/99	L	3-7	H
2/24/99	W	7-1	H
2/27/04	W	2-1	N
2/16/07	L	2-4	N
3/15/09	L	6-10	N
2/18/11	W	9-8	N
2/19/11	L	0-6	N

FLORIDA TECH (0-1)

H: 0-0 • A: 0-0 • N: 0-1

Date	W/L	Score	H/A
2/24/08	L	0-4	N

FORT HAYS STATE (KS.) (6-0)

H: 0-0 • A: 2-0 • N: 4-0

Date	W/L	Score	H/A
2/13/99	W	10-1	N
5/8/03	W	6-2	N
3/4/07	W	6-4	A
3/4/07	W	9-7	A
2/24/12	W	8-0	N
2/9/18	W	16-3	N

FORT LEWIS (CO.) (1-1)

H: 0-0 • A: 0-0 • N: 1-1

Date	W/L	Score	H/A
2/7/04	W	12-2	N
2/16/14	L	4-6	N

FRIENDS (KS) (1-0)

H: 1-0 • A: 0-0 • N: 0-0

Date	W/L	Score	H/A
3/21/18	W	11-3	H

FURMAN (SC) (1-0)

H: 0-0 • A: 1-0 • N: 0-0

Date	W/L	Score	H/A
2/12/22	W	10-3	A

GRAND CANYON (AZ) (1-1)

H: 1-1 • A: 0-0 • N: 0-0

Date	W/L	Score	H/A
5/1/21	W	11-1	H
5/1/21	L	0-8	H

HARDING (AR.) (1-1)

H: 0-1 • A: 0-0 • N: 1-0

Date	W/L	Score	H/A
2/8/14	L	5-7	H
1/31/20	W	11-5	N

HARDIN-SIMMONS (4-0)

H: 2-0 • A: 2-0 • N: 0-0

Date	W/L	Score	H/A
2/20/04	W	8-0	H
2/20/04	W	11-2	H
2/21/04	W	13-0	A
2/21/04	W	8-0	A

HENDERSON STATE (AR.) (5-1)

H: 1-1 • A: 2-0 • N: 2-0

Date	W/L	Score	H/A
2/22/09	W	7-0	N
3/22/11	L	1-3	H
3/22/11	W	7-1	H
2/1/14	W	8-2	A
2/1/20	W	12-5	N
2/8/20	W	6-5	A

HOUSTON (0-1)

H: 0-0 • A: 0-1 • N: 0-0

Date	W/L	Score	H/A
2/22/21	L	0-8	A

HOUSTON CHRISTIAN (0-2)

H: 0-2 • A: 0-0 • N: 0-0

Date	W/L	Score	H/A
5/7/22	L	7-9	H
5/7/22	L	3-6	H

HOWARD PAYNE (10-0)

H: 6-0 • A: 4-0 • N: 0-0

Date	W/L	Score	H/A
2/14/98	W	7-1	H
2/14/98	W	9-1	H
2/15/00	W	9-0	H
2/15/00	W	16-0	H
2/6/01	W	3-2	A
2/6/01	W	6-0	A
2/7/02	W	3-0	H
2/7/02	W	7-3	H
2/11/03	W	10-0	A
2/12/03	W	11-1	A

INCARNATE WORD (25-20)

H: 9-4 • A: 8-14 • N: 8-2

Date	W/L	Score	H/A
3/13/97	W	8-1	N
3/15/97	W	2-0	N
2/20/98	W	11-1	A
2/20/98	W	6-0	A
3/12/98	W	2-0	N
3/13/98	W	2-1	N
2/27/99	L	1-4	H
2/27/99	W	2-1	H
2/26/00	W	11-3	N
4/10/00	L	2-3	A
4/10/00	L	1-9	A
4/14/01	W	4-0	H
4/14/01	W	4-1	H
2/12/02	L	3-9	A
2/12/02	W	8-5	A
3/9/02	L	3-8	N
3/12/02	W	4-1	H
3/12/02	W	7-4	H
3/24/03	W	8-6	A
3/24/03	L	3-5	A
4/9/04	L	3-4	A
4/9/04	W	8-0	A
2/3/08	L	3-4	N
2/9/08	L	4-7	H
2/9/08	L	3-6	H
4/8/08	L	1-2	A
4/8/08	L	4-8	A
2/7/09	W	5-4	N
2/25/10	L	3-4	H
2/25/10	W	7-0	H
3/2/10	L	1-7	A
3/2/10	W	2-1	A
4/8/11	L	1-2	A
4/8/11	L	2-3	A
4/9/11	L	0-4	A
4/20/12	W	8-4	A
4/20/12	L	2-4	A
4/21/12	W	4-2	A
4/26/13	W	2-1	H
4/26/13	W	9-4	H
4/27/13	W	6-5	H
2/26/21	W	5-1	N
2/27/21	W	9-2	N
3/23/21	L	0-1	A
3/23/21	L	0-6	A



MARK CUMPIAN



ALL-TIME SERIES RESULTS

IUPUI-INDIANAPOLIS (2-0)				
H: 0-0 • A: 0-0 • N: 2-0				
Date	W/L	Score	H/A	
2/23/01	W	3-2	N	
2/25/01	W	4-0	N	

LAMAR (3-4)				
H: 2-1 • A: 1-2 • N: 0-1				
Date	W/L	Score	H/A	
2/21/21	L	1-4	N	
4/1/22	W	8-1	A	
4/1/22	L	2-3	A	
4/2/22	L	3-5	A	
4/29/22	L	9-11	H	
4/29/22	W	4-3	H	
4/30/22	W	8-1	H	

LEWIS (IL.) (0-2)				
H: 0-0 • A: 0-0 • N: 0-2				
Date	W/L	Score	H/A	
2/23/01	L	1-2	N	
2/25/01	L	4-8	N	

LINCOLN (MO.) (1-0)				
H: 0-0 • A: 0-0 • N: 1-0				
Date	W/L	Score	H/A	
3/14/03	W	9-1	N	

LOUISIANA TECH (0-2)				
H: 0-0 • A: 0-2 • N: 0-0				
Date	W/L	Score	H/A	
3/5/21	L	3-6	A	
3/6/21	L	8-9	A	

LUBBOCK CHRISTIAN (7-5)				
H: 2-2 • A: 1-2 • N: 4-1				
Date	W/L	Score	H/A	
3/5/11	L	3-5	H	
3/5/11	L	6-8	H	
2/22/13	W	4-2	N	
2/23/13	L	0-5	N	
2/4/16	W	6-2	N	
2/14/16	W	6-2	N	
2/10/17	W	12-2	N	
3/7/17	W	1-0	H	
3/7/17	W	3-2	H	
4/18/17	L	0-4	A	
4/18/17	W	2-1	A	
2/23/20	L	0-2	A	

MARY HARDIN-BAYLOR (7-2)				
H: 6-0 • A: 1-1 • N: 0-1				
Date	W/L	Score	H/A	
4/13/96	L	0-2	N	
2/17/97	L	1-4	A	
2/17/97	W	6-2	A	
3/3/97	W	10-3	H	
3/3/97	W	4-2	H	
2/17/98	W	2-1	H	
2/17/98	W	4-0	H	
2/19/01	W	2-0	H	
2/19/01	W	8-0	H	

MARYLAND-EASTERN SHORE (2-0)				
H: 0-0 • A: 0-0 • N: 2-0				
Date	W/L	Score	H/A	
2/11/22	W	13-1	N	
2/12/22	W	12-2	N	

MCNEESE STATE (LA) (1-2)				
H: 0-0 • A: 1-2 • N: 0-0				
Date	W/L	Score	H/A	
3/4/22	W	5-4	A	
3/5/22	L	2-3	A	
3/5/22	L	1-8	A	

MCPHERSON COLLEGE (KS.) (2-0)				
H: 2-0 • A: 0-0 • N: 0-0				
Date	W/L	Score	H/A	
3/18/19	W	10-1	H	
3/18/19	W	2-0	H	

METRO STATE (CO.) (0-3)				
H: 0-0 • A: 0-0 • N: 0-3				
Date	W/L	Score	H/A	
2/15/14	L	2-7	N	
2/14/15	L	2-3	N	
2/12/16	L	2-6	N	

MIDWESTERN STATE (18-25)				
H: 8-5 • A: 6-12 • N: 4-8				
Date	W/L	Score	H/A	
5/7/04	W	3-1	N	
2/22/05	L	4-8	A	
2/22/05	L	2-8	A	
2/25/05	W	4-2	N	
4/21/05	L	4-6	N	
4/6/07	W	7-1	A	
4/6/07	W	5-3	A	
2/2/08	L	3-5	N	
3/28/08	W	8-4	N	
5/1/08	L	0-8	N	
2/5/10	L	1-6	N	
3/27/10	L	0-6	N	
5/5/10	L	2-11	N	
4/3/11	W	2-1	N	
4/6/12	L	3-5	A	
4/7/12	L	6-7	A	
4/7/12	L	5-6	A	
4/27/12	L	8-9	N	
4/12/13	L	1-6	H	
4/12/13	L	10-11	H	
4/13/13	L	8-17	H	
5/3/13	L	5-11	N	
3/13/14	L	5-8	A	
4/25/14	L	5-13	A	
4/25/14	L	0-12	A	
4/26/14	L	1-8	A	
3/22/15	W	9-8	H	
3/22/15	L	0-4	H	
3/23/15	W	6-3	H	
3/23/15	W	4-3	H	
3/18/16	W	4-0	A	
3/18/16	L	5-8	A	
3/19/16	L	1-2	A	
3/19/16	L	1-3	A	
4/21/17	W	2-0	H	
4/22/17	L	1-4	H	
4/22/17	W	1-0	H	
4/20/18	W	11-2	A	
4/20/18	W	8-2	A	
4/21/18	W	8-4	A	
3/29/19	W	9-0	H	
3/29/19	W	5-0	H	
3/30/19	W	6-1	H	

MINNESOTA-DULUTH (2-0)				
H: 0-0 • A: 0-0 • N: 2-0				
Date	W/L	Score	H/A	
2/3/19	W	3-1	N	
1/31/20	W	4-2	N	

MISSOURI S&T (1-1)				
H: 0-0 • A: 0-0 • N: 1-1				
Date	W/L	Score	H/A	
3/15/03	L	0-3	N	
2/16/13	W	12-2	N	

MISSOURI-ST. LOUIS (1-0)				
H: 0-0 • A: 0-0 • N: 1-0				
Date	W/L	Score	H/A	
2/8/20	W	9-1	N	

MISSOURI SOUTHERN (1-0)				
H: 0-0 • A: 0-0 • N: 1-0				
Date	W/L	Score	H/A	
3/16/00	W	4-2	N	

MISSOURI WESTERN (3-0)				
H: 0-0 • A: 0-0 • N: 3-0				
Date	W/L	Score	H/A	
3/13/03	W	10-4	N	
2/15/07	W	8-0	N	
2/20/09	W	5-3	N	

NEBRASKA, UNIV. OF (0-1)				
H: 0-0 • A: 0-0 • N: 0-1				
Date	W/L	Score	H/A	
3/13/98	L	2-5	N	

NEBRASKA-KEARNEY (2-0)				
H: 0-0 • A: 0-0 • N: 2-0				
Date	W/L	Score	H/A	
2/11/00	W	2-1	N	
2/6/04	W	12-7	N	

NEBRASKA-OMAHA (0-2)				
H: 0-0 • A: 0-0 • N: 0-2				
Date	W/L	Score	H/A	
3/1/02	L	2-5	N	
3/14/09	L	1-2	N	

NEW MEXICO (0-1)				
H: 0-0 • A: 0-1 • N: 0-0				
Date	W/L	Score	H/A	
2/27/22	L	0-8	A	

NEW MEXICO HIGHLANDS (4-1)				
H: 0-0 • A: 0-0 • N: 4-1				
Date	W/L	Score	H/A	
2/7/04	W	2-0	N	
2/11/06	W	FORF	N	
2/18/12	L	12-13	N	
2/14/20	W	11-1	N	
2/15/20	W	8-0	N	

NEW MEXICO STATE (0-3)				
H: 0-0 • A: 0-3 • N: 0-0				
Date	W/L	Score	H/A	
4/16/21	L	0-8	A	
4/16/21	L	0-2	A	
4/17/21	L	3-13	A	

NEWMAN (3-1)				
H: 2-0 • A: 0-0 • N: 1-1				
Date	W/L	Score	H/A	
2/12/11	W	8-0	H	
2/12/11	W	9-1	H	
2/3/17	W	5-3	N	
2/5/17	L	3-4	N	

NORTH ALABAMA (1-1)				
H: 0-0 • A: 1-0 • N: 0-1				
Date	W/L	Score	H/A	
2/23/01	W	2-0	A	
5/21/22	L	15-18	N	

NORTH DAKOTA (1-0)			
H: 0-0 • A: 0-0 • N: 1-0			
Date	W/L	Score	H/A
2/13/22	W	5-3	N



ALL-TIME SERIES RESULTS

NORTHWOOD (21-11)
H: 9-6 • A: 12-2 • N: 0-3

Date	W/L	Score	H/A
2/23/96	L	2-3	N
3/20/96	L	0-2	H
3/20/96	L	2-7	H
4/10/96	W	4-3	A
4/10/96	L	8-9	A
3/15/97	L	4-7	N
3/15/97	L	1-4	N
3/18/97	L	1-2	H
3/18/97	L	2-3	H
3/21/98	L	2-3	H
3/28/98	W	2-1	A
3/28/98	L	1-2	A
3/4/99	W	11-3	H
3/4/99	W	10-1	H
4/24/99	W	12-4	A
4/24/99	W	12-6	A
2/8/01	W	4-0	H
2/8/01	W	8-0	H
4/13/01	W	5-2	A
4/13/01	W	8-0	A
2/8/02	W	6-2	A
2/8/02	W	6-4	A
2/21/02	W	3-2	H
2/21/02	W	12-0	H
2/18/03	W	5-0	H
2/18/03	L	3-4	H
2/9/05	W	9-1	H
2/9/05	W	8-0	H
2/28/06	W	8-3	A
2/28/06	W	7-6	A
4/10/07	W	12-2	A
4/10/07	W	2-1	A

NOVA SOUTHEASTERN (FL.) (0-1)
H: 0-0 • A: 0-0 • N: 0-1

Date	W/L	Score	H/A
2/23/08	L	7-10	N

OAKLAND CITY (IN.) (1-0)
H: 0-0 • A: 0-0 • N: 1-0

Date	W/L	Score	H/A
3/14/03	W	14-2	N

OKLAHOMA (0-2)
H: 0-0 • A: 0-0 • N: 0-2

Date	W/L	Score	H/A
3/14/97	L	0-4	N
2/22/21	L	0-13	N

OKLAHOMA BAPTIST (2-0)
H: 0-0 • A: 0-0 • N: 2-0

Date	W/L	Score	H/A
3/4/06	W	17-6	N
2/2/18	W	11-2	N

OKLAHOMA CHRISTIAN (6-3)
H: 2-0 • A: 0-0 • N: 4-3

Date	W/L	Score	H/A
3/12/98	L	3-4	N
3/2/13	W	6-2	H
3/2/13	W	7-0	H
2/22/14	L	2-4	N
2/21/15	L	7-8	N
2/19/16	W	4-3	N
2/21/16	W	3-0	N
2/10/17	W	5-0	N
2/3/18	W	9-0	N

OKLAHOMA CITY (2-1)
H: 0-0 • A: 0-0 • N: 2-1

Date	W/L	Score	H/A
3/14/97	L	0-7	N
3/5/05	W	9-5	N
3/3/06	W	6-2	N

OKLAHOMA PANHANDLE (17-3)
H: 11-1 • A: 2-0 • N: 4-2

Date	W/L	Score	H/A
3/3/98	W	6-4	H
3/3/98	W	5-1	H
2/12/00	W	10-6	N
3/7/00	W	5-1	H
3/7/00	W	5-2	H
3/17/00	L	1-3	N
3/6/01	W	9-0	H
3/6/01	W	6-0	H
2/10/04	L	5-6	H
2/10/04	W	10-2	H
2/27/04	W	6-1	N
2/15/05	W	13-1	H
2/15/05	W	9-4	H
3/6/05	W	11-5	N
2/10/06	W	17-1	N
3/1/11	W	11-2	A
3/1/11	W	8-1	A
2/9/13	W	10-0	H
2/10/13	W	9-1	H
2/11/17	L	6-7	N

OKLAHOMA STATE (0-1)
H: 0-0 • A: 0-0 • N: 0-1

Date	W/L	Score	H/A
2/21/21	L	4-12	N

OUACHITA BAPTIST (AR.) (4-1)
H: 0-0 • A: 1-0 • N: 3-1

Date	W/L	Score	H/A
3/1/04	W	16-2	N
2/26/11	W	2-1	N
2/26/11	L	0-1	N
2/1/14	W	9-2	A
2/14/20	W	11-0	N

PALM BEACH ATLANTIC (FL.) (1-0)
H: 0-0 • A: 0-0 • N: 1-0

Date	W/L	Score	H/A
2/24/08	W	2-0	N

PITTSBURG STATE (KS.) (4-1)
H: 2-0 • A: 0-0 • N: 2-1

Date	W/L	Score	H/A
3/24/98	W	9-4	H
3/24/98	W	11-3	H
3/5/06	W	9-1	N
2/17/13	L	1-6	N
2/2/19	W	2-1	N

PRAIRIE VIEW A&M (8-0)
H: 6-0 • A: 2-0 • N: 0-0

Date	W/L	Score	H/A
3/1/97	W	24-1	H
3/1/97	W	23-1	H
2/24/21	W	7-3	H
2/24/21	W	9-1	H
3/10/21	W	11-3	A
3/10/21	W	11-2	A
2/18/22	W	10-2	H
2/19/22	W	11-8	H

QUINCY (IL.) (4-0-1)
H: 1-0-1 • A: 0-0 • N: 3-0

Date	W/L	Score	H/A
3/10/98	W	4-3	H
3/10/98	T	4-4	H
3/13/00	W	2-0	N
3/14/00	W	6-4	N
3/14/03	W	2-1	N

REGIS (CO.) (5-2)
H: 0-0 • A: 0-0 • N: 5-2

Date	W/L	Score	H/A
3/3/00	W	5-2	N
3/4/00	L	2-3	N
2/10/06	W	8-4	N
2/17/12	W	13-4	N
2/17/12	W	7-2	N
2/12/17	L	2-3	N
2/9/19	W	9-3	N

ROCKHURST (MO) (1-0)
H: 0-0 • A: 0-0 • N: 1-0

Date	W/L	Score	H/A
2/3/18	W	7-1	N

ROGERS STATE (OK) (2-0)
H: 0-0 • A: 0-0 • N: 2-0

Date	W/L	Score	H/A
2/22/14	W	6-2	N
5/11/18	W	6-3	N

ROLLINS (FL.) (0-1)
H: 0-0 • A: 0-0 • N: 0-1

Date	W/L	Score	H/A
2/6/09	L	1-9	N

SAM HOUSTON (6-1)
H: 3-0 • A: 3-1 • N: 0-0

Date	W/L	Score	H/A
4/28/21	L	1-3	A
3/12/22	W	8-2	H
3/12/22	W	4-3	H
3/13/22	W	8-7	H
4/8/22	W	8-0	A
4/8/22	W	12-1	A
4/9/22	W	15-10	A

SAN FRANCISCO ST (CA.) (1-0)
H: 0-0 • A: 0-0 • N: 1-0

Date	W/L	Score	H/A
2/15/07	W	5-4	N

SCHREINER COLLEGE (2-4)
H: 2-2 • A: 0-2 • N: 0-0

Date	W/L	Score	H/A
2/19/96	L	3-9	H
2/19/96	W	3-2	H
3/30/96	L	0-1	A
3/30/96	L	3-4	A
4/12/97	W	5-0	H
4/12/97	L	4-5	H

SEATTLE (WA.) (2-2)
H: 1-2 • A: 0-0 • N: 1-0

Date	W/L	Score	H/A
2/16/07	W	6-2	N
4/23/21	W	2-1	H
4/24/21	L	4-6	H
4/24/21	L	2-6	H



JORDAN DICKERSON



ALL-TIME SERIES RESULTS

SOUTH DAKOTA STATE (2-0)

H: 0-0 • A: 0-0 • N: 2-0

Date	W/L	Score	H/A
3/15/02	W	16-6	N
3/16/02	W	5-2	N

SOUTHEASTERN OKLA. (17-29)

H: 5-5 • A: 3-10 • N: 9-14

Date	W/L	Score	H/A
3/10/96	W	6-4	N
3/12/96	L	2-7	A
3/12/96	L	6-7	A
3/23/96	L	6-7	H
3/23/96	L	0-17	H
3/7/97	L	2-5	N
3/9/99	L	2-3	A
3/9/99	L	1-4	A
4/30/99	L	0-6	N
2/19/00	L	0-1	N
4/29/00	L	3-4	N
3/10/01	W	2-1	N
3/17/01	W	9-0	H
3/17/01	W	6-1	H
4/27/01	L	1-2	N
3/8/02	W	9-4	N
2/14/03	L	0-2	N
2/22/03	W	7-2	A
2/22/03	L	2-3	A
5/2/03	W	7-0	N
5/3/03	L	1-2	N
5/9/03	W	3-2	N
4/29/04	W	5-2	N
2/17/05	L	0-1	H
2/17/05	L	2-7	H
4/22/05	L	4-5	N
2/7/06	L	1-3	A
2/7/06	W	7-2	A
2/8/07	L	1-3	H
2/8/07	W	4-3	H
3/30/07	W	6-1	N
2/14/08	L	6-9	A
2/14/08	L	0-9	A
3/29/08	L	2-5	N
2/7/09	L	0-1	N
2/12/09	W	3-2	H
2/12/09	W	3-1	H
2/2/10	L	1-2	A
2/2/10	L	1-5	A
3/28/10	W	9-6	N
5/6/10	L	1-4	N
2/3/12	L	1-2	N
2/11/12	L	1-3	N
2/1/13	L	7-9	N
2/4/18	W	13-1	A
2/2/19	W	8-0	N

SOUTHERN ARKANSAS (0-2)

H: 0-0 • A: 0-1 • N: 0-1

Date	W/L	Score	H/A
2/4/17	L	1-9	A
2/1/20	L	2-3	N

SOUTHWESTERN OKLA. (12-7)

H: 3-1 • A: 3-3 • N: 6-3

Date	W/L	Score	H/A
2/19/00	W	9-1	N
3/16/00	W	3-2	N
3/8/01	W	7-2	N
4/27/01	W	5-0	N
2/14/03	L	5-6	N
2/20/03	L	1-3	A
2/20/03	W	5-3	A

3/5/06	W	5-1	N
2/8/08	W	10-2	H
2/8/08	L	4-7	H
3/29/08	L	2-3	N
3/6/10	L	2-3	A
3/6/10	L	2-4	A
3/28/10	W	7-3	N
4/2/11	L	0-1	N
2/2/15	W	15-14	H
2/2/15	W	11-8	H
3/20/19	W	6-2	A
3/20/19	W	15-7	A

SOUTHERN ARKANSAS (6-2)

H: 2-0 • A: 1-1 • N: 3-1

Date	W/L	Score	H/A
3/4/00	W	12-0	N
3/17/00	L	1-3	N
3/17/03	W	2-1	H
3/17/03	W	5-0	H
2/20/09	W	8-0	N
2/25/11	L	2-3	A
2/25/11	W	3-1	A
2/10/12	W	4-3	N

SOUTHERN COLORADO (0-1)

H: 0-0 • A: 0-0 • N: 0-1

Date	W/L	Score	H/A
2/12/99	L	0-1	N

SOUTHERN NAZARENE (OK.) (3-1)

H: 1-0 • A: 0-0 • N: 2-1

Date	W/L	Score	H/A
2/11/12	W	9-1	N
2/9/14	W	8-2	H
2/6/15	L	6-8	N
2/7/15	W	6-4	N

SOUTHWEST BAPTIST (MO.) (2-0)

H: 0-0 • A: 0-0 • N: 2-0

Date	W/L	Score	H/A
3/10/00	W	8-0	N
3/13/09	W	4-0	N

ST. EDWARD'S (29-26)

H: 16-8 • A: 10-12 • N: 3-6

Date	W/L	Score	H/A
3/6/96	L	0-2	A
3/6/96	L	3-7	A
3/28/96	L	4-5	H
3/28/96	W	3-2	H
2/7/98	W	4-1	H
2/7/98	W	8-3	H
3/22/99	L	1-3	A
3/22/99	W	5-4	A
2/22/00	W	1-0	H
2/22/00	L	0-6	H
2/10/01	L	7-8	A
2/10/01	L	5-6	A
2/23/02	L	3-6	H
2/23/02	W	4-0	H
3/6/03	W	7-1	H
3/6/03	W	3-2	H
4/16/03	W	6-3	A
4/17/03	W	3-2	A
2/5/05	L	1-3	A
2/5/05	L	1-4	A
3/23/05	W	5-2	H
3/23/05	W	2-1	H
2/14/06	W	4-2	A
2/14/06	L	1-4	A
2/20/06	L	3-9	H
2/20/06	L	1-11	H
2/21/07	W	2-1	H
2/21/07	W	7-6	H
2/28/07	L	1-2	A
2/28/07	W	5-1	A
5/10/07	L	4-5	N

3/4/08	L	3-4	A
3/4/08	L	1-7	A
2/17/09	L	6-7	A
2/17/09	W	4-3	A
3/17/09	L	3-7	H
3/17/09	L	3-10	H
2/17/10	L	0-5	H
2/17/10	W	11-1	H
4/13/10	L	2-3	N
4/13/10	L	0-6	N
2/3/12	W	8-2	N
2/26/12	L	1-3	N
2/2/13	L	1-2	N
2/4/16	L	0-1	N
2/5/16	W	6-4	N
3/29/16	W	8-0	H
3/29/16	W	9-4	H
3/28/17	W	2-1	A
3/28/17	W	2-0	A
2/14/18	W	5-0	A
2/14/18	W	8-4	A
4/17/18	W	15-5	H
4/17/18	W	17-2	H
2/8/19	W	15-3	N

ST. GREGORY'S (OK.) (2-1)

H: 0-0 • A: 0-0 • N: 2-1

Date	W/L	Score	H/A
3/10/01	W	2-1	N
3/11/04	L	2-3	N
3/3/06	W	1-0	N

ST. LEO (FL.) (1-2)

H: 0-0 • A: 0-1 • N: 1-1

Date	W/L	Score	H/A
3/1/02	L	3-7	N
2/5/09	W	7-6	N
2/17/13	L	0-2	A



TRISTAN BRIDGES



THESE ARE OUR OPPONENTS

ALL-TIME SERIES RESULTS

ST. MARY'S (36-36)			
H: 19-15 • A: 15-17 • N: 2-4			
Date	W/L	Score	H/A
2/10/98	L	5-6	A
2/10/98	W	5-2	A
2/10/99	W	4-3	H
2/10/99	L	8-9	H
2/24/00	W	2-1	H
2/24/00	L	5-6	H
3/16/00	W	5-3	N
4/11/00	L	3-4	A
4/11/00	L	1-2	A
3/10/01	W	1-0	A
4/10/01	W	4-3	H
4/10/01	W	10-2	H
2/18/02	W	5-2	H
2/18/02	L	2-7	H
3/7/02	L	1-9	N
2/24/03	L	0-3	A
3/8/03	L	0-3	H
3/9/03	L	1-2	H
2/17/04	W	8-0	H
2/17/04	L	0-3	H
3/11/04	L	2-7	N
4/10/04	W	6-5	A
4/10/04	L	2-3	A
2/8/05	W	6-4	A
2/8/05	L	0-5	A
2/22/06	W	5-2	H
2/22/06	L	0-2	H
4/19/06	W	1-0	N
4/19/06	L	2-11	N
2/24/07	L	1-2	A
2/24/07	W	3-0	A
3/11/08	W	4-3	H
3/11/08	W	5-1	H
3/21/08	L	0-4	A
3/21/08	W	8-4	A
3/3/09	W	3-0	H
3/3/09	W	3-1	H
4/7/09	W	6-1	A
4/7/09	W	8-3	A
2/26/10	W	4-3	H
2/26/10	W	7-4	H
3/23/10	W	6-3	A
3/23/10	L	8-12	A
2/18/11	W	5-3	A
2/19/11	W	8-0	A
4/12/11	L	3-6	H
4/12/11	L	6-15	H
2/14/12	L	9-12	H
2/14/12	W	5-4	H
4/13/10	W	7-5	A
2/3/12	L	6-7	A
2/22/13	W	13-6	A
2/23/13	L	1-6	A
3/19/13	L	4-10	H
3/19/13	W	3-2	H
2/18/14	L	4-14	H
2/18/14	L	0-9	H
2/23/14	L	0-6	A
2/20/15	L	4-10	A
2/21/15	L	2-6	A
5/15/15	L	0-4	A
5/16/15	L	3-6	A
2/6/16	W	8-1	A
2/19/16	L	3-8	A
2/28/17	L	0-5	H
2/28/17	W	5-4	H
2/11/18	W	7-2	A
3/20/18	W	4-0	H
3/20/18	W	4-3	H
2/1/19	L	1-3	N
4/2/19	W	8-0	H
4/2/19	L	2-10	H

STEPHEN F. AUSTIN (2-6)			
H: 0-3 • A: 1-2 • N: 1-1			
Date	W/L	Score	H/A
2/26/21	L	0-6	N
2/27/21	W	2-1	N
3/25/22	L	0-1	H
3/25/22	L	1-6	H
3/26/22	L	1-7	H
4/22/22	L	1-4	A
4/22/22	W	4-2	A
4/22/22	L	6-7	A

SYRACUSE (1-0)			
H: 1-0 • A: 0-0 • N: 0-0			
Date	W/L	Score	H/A
2/18/22	W	2-1	H

TAMPA (FL.) (0-2)			
H: 0-0 • A: 0-0 • N: 0-2			
Date	W/L	Score	H/A
2/22/08	L	2-5	N
2/16/13	L	0-8	N

TEXAS (0-2)			
H: 0-0 • A: 0-2 • N: 0-0			
Date	W/L	Score	H/A
3/12/21	L	1-9	A
3/13/21	L	5-21	A

TEXAS A&M INTERNATIONAL (25-9)			
H: 10-2 • A: 8-4 • N: 7-3			
Date	W/L	Score	H/A
2/2/08	W	2-1	N
4/14/09	W	9-1	H
4/14/09	L	2-8	H
2/7/10	W	6-1	N
3/16/10	L	7-8	H
3/16/10	W	11-2	H
2/14/11	W	7-4	A
2/14/11	L	0-6	A
2/2/12	W	3-1	N
2/10/12	L	0-1	N
2/2/13	W	5-4	N
2/20/15	L	0-3	N
3/11/15	W	4-1	A
3/11/15	W	3-2	A
2/1/16	W	11-3	H
2/1/16	W	10-3	H
2/20/16	L	2-9	N
3/8/16	L	8-9	A
3/8/16	W	4-3	A
2/20/17	W	10-3	A
2/20/17	L	2-3	A
3/13/17	W	8-0	H
3/13/17	W	7-1	H
4/3/18	W	2-0	H
4/3/18	W	4-0	H
4/10/18	L	1-4	A
4/10/18	W	6-0	A
2/3/19	W	6-0	N
3/25/19	W	5-1	A
3/25/19	W	3-1	A
4/16/19	W	11-3	H
4/16/19	W	11-2	H
2/15/20	W	2-0	N
2/16/20	W	12-1	N

TEXAS A&M-COMMERCE (7-15)			
H: 4-6 • A: 1-7 • N: 2-2			
Date	W/L	Score	H/A
4/3/15	W	4-3	H
4/3/15	W	11-10	H
4/4/15	L	13-15	H
4/4/15	L	6-11	H
5/1/15	W	2-1	N
4/1/16	L	3-5	A
4/1/16	W	5-2	A
4/2/16	L	1-2	A
4/2/16	L	0-13	A
2/17/17	L	1-4	H
2/17/17	L	5-7	H
2/18/17	W	3-2	H
2/17/18	L	3-4	A
2/17/18	L	1-6	A
2/18/18	L	5-6	A
5/10/18	L	8-15	N
5/12/18	W	10-9	N
5/12/18	L	2-14	N
4/11/19	W	10-4	H
4/12/19	L	0-8	H
4/12/19	L	4-8	H
5/10/19	L	0-2	A

TEXAS A&M-CORPUS CHRISTI (1-3)			
H: 1-0 • A: 0-2 • N: 0-1			
Date	W/L	Score	H/A
2/20/21	L	3-13	N
3/24/21	L	0-4	A
3/24/21	L	0-5	A
2/20/22	W	5-4	H

TEXAS A&M-KINGSVILLE (50-38)			
H: 24-13 • A: 22-22 • N: 4-3			
Date	W/L	Score	H/A
3/21/97	L	2-10	A
3/21/97	L	6-7	A
3/22/97	L	0-1	A
3/22/97	L	1-2	A
3/6/98	W	7-1	N
4/3/98	L	0-6	H
4/3/98	W	6-0	H
4/4/98	L	3-4	H
4/4/98	W	3-1	H
5/2/98	W	1-0	N
3/26/99	L	0-2	A
3/26/99	W	1-0	A
3/27/99	W	6-3	A
3/27/99	L	3-4	A
4/21/00	L	4-5	H
4/21/00	W	3-0	H
4/22/00	W	4-2	H
4/22/00	W	13-1	H
4/20/01	W	5-1	A
4/20/01	L	3-5	A
4/21/01	W	2-0	A
4/21/01	L	3-8	A
4/12/02	L	3-5	H
4/12/02	W	5-4	H
4/13/02	L	1-3	H
4/13/02	W	3-0	H
4/4/03	W	7-0	A
4/4/03	W	7-3	A
4/5/03	W	6-5	A
4/5/03	L	0-8	A
5/9/03	L	5-6	N
4/3/04	W	3-2	H
4/3/04	L	3-7	H
4/1/05	L	0-4	A
4/1/05	W	7-4	A
4/1/05	L	4-5	A
4/1/05	L	3-5	A

4/7/06	L	7-8	H
4/7/06	W	7-6	H
4/8/06	W	1-0	H
4/8/06	L	0-9	H
4/20/07	W	3-2	A
4/20/07	L	1-6	A
4/21/07	L	5-6	A
4/21/07	W	8-5	A
5/11/07	W	4-2	N
4/26/08	W	3-1	H
4/26/08	W	4-3	H
4/27/08	W	4-0	H
5/1/08	W	6-2	N
2/27/09	L	2-3	A
2/27/09	W	7-2	A
2/28/09	L	2-3	A
5/2/10	W	4-3	H
5/2/10	L	0-11	H
5/3/10	W	4-3	H
3/18/11	W	2-1	A
3/18/11	W	11-5	A
3/19/11	L	5-7	A
3/9/12	W	3-0	A
3/9/12	W	4-3	A
3/10/12	W	5-0	A
3/15/13	W	4-2	H
3/15/13	W	3-1	H
3/16/13	W	8-6	H
3/7/14	L	1-2	A
3/7/14	W	16-8	A
3/8/14	W	10-5	A
3/14/14	L	1-4	N
4/18/15	W	17-2	H
4/18/15	W	6-4	H
4/19/15	L	4-5	H
4/19/15	W	5-4	H
4/15/16	L	9-10	A
4/15/16	L	2-3	A
4/16/16	W	8-5	A
4/16/16	L	1-6	A
3/17/17	L	3-9	H
3/18/17	W	10-2	H
3/18/17	W	11-3	H
3/16/18	W	8-3	A
3/17/18	W	3-2	A
3/17/18	W	9-4	A
2/23/19	L	7-8	H
2/24/19	L	3-9	H
2/24/19	W	4-0	H
5/4/19	L	0-5	A
2/2/20	L	0-8	N

TEXAS LUTHERAN (3-3)			
H: 0-2 • A: 1-1 • N: 2-0			
Date	W/L	Score	H/A
3/13/97	W	3-0	N
2/21/98	W	3-0	A
2/21/98	L	3-5	A
3/13/98	W	10-0	N
4/15/00	L	1-5	H
4/15/00	L	2-6	H

TEXAS SOUTHERN (3-0)			
H: 2-0 • A: 0-0 • N: 1-0			
Date	W/L	Score	H/A
3/12/21	W	2-0	N
3/1/22	W	5-3	H
3/1/22	W	10-2	H

TEXAS STATE (0-1)			
H: 0-0 • A: 0-1 • N: 0-0			
Date	W/L	Score	H/A
3/30/21	L	0-8	A



ALL-TIME SERIES RESULTS

TEXAS TECH (1-3)			
H: 0-1 • A: 1-2 • N: 0-0			
Date	W/L	Score	H/A
3/20/21	W	11-9	A
3/21/21	L	0-23	A
3/21/21	L	1-9	A
3/16/22	L	2-3	H

TEXAS WESLEYAN (13-10-1)			
H: 6-3-1 • A: 7-3 • N: 0-4			
Date	W/L	Score	H/A
2/26/96	W	4-3	H
2/26/96	W	7-3	H
3/26/96	W	6-1	A
3/26/96	W	8-6	A
2/16/99	L	3-4	H
2/16/99	T	3-3	H
3/1/99	L	4-5	A
3/1/99	L	4-6	A
2/7/00	L	5-6	H
2/7/00	L	1-7	H
3/4/00	L	5-7	N
3/13/00	L	0-4	N
2/18/01	L	1-2	A
2/18/01	W	3-0	A
3/8/01	L	0-1	N
3/3/03	W	3-0	A
3/3/03	W	4-1	A
2/12/05	L	2-5	N
2/6/07	W	12-2	H
2/6/07	W	8-6	H
4/3/07	W	10-0	A
4/3/07	W	8-3	A
2/21/12	W	1-0	H
2/21/12	W	2-1	H

TEXAS WOMAN'S (49-39)			
H: 22-13 • A: 24-20 • N: 3-6			
Date	W/L	Score	H/A
3/7/97	L	0-5	N
4/6/97	L	1-3	A
4/6/97	L	1-2	A
4/7/97	W	5-2	A
4/7/97	L	0-1	A
4/17/98	W	6-1	H
4/17/98	W	3-2	H
4/18/98	W	2-1	H
4/18/98	W	5-4	H
4/9/99	W	4-1	A
4/9/99	L	3-4	A
4/10/99	W	2-0	A
4/10/99	W	5-0	A
4/30/99	W	5-4	H
3/31/00	W	2-1	H
3/31/00	L	0-4	H
4/28/00	W	7-1	N
4/29/00	L	0-2	N
3/31/01	W	5-4	A
3/31/01	W	5-1	A
3/31/01	W	6-0	A
3/31/01	L	1-2	A
3/8/02	W	FORF	N
3/22/02	W	FORF	H
3/22/02	W	2-1	H
3/23/02	W	FORF	H
3/23/02	W	4-3	H
4/25/03	W	2-0	A
4/25/03	W	9-7	A
4/26/03	W	4-2	A
4/26/03	W	4-1	A
4/23/04	L	5-8	H
4/23/04	L	2-4	H
5/6/04	W	5-3	A
4/15/05	W	1-0	A

4/15/05	W	6-1	A
4/16/05	W	4-3	A
4/16/05	W	3-2	A
3/31/06	L	3-4	A
3/31/06	W	9-7	A
4/1/06	W	11-6	A
4/1/06	L	1-6	A
4/14/07	W	2-1	H
4/14/07	L	3-6	H
4/15/07	W	7-1	H
4/15/07	L	0-2	H
4/18/08	W	6-0	A
4/19/08	W	5-1	A
4/19/08	W	5-1	A
4/18/09	L	1-2	H
4/18/09	W	4-2	H
4/19/09	L	1-3	H
4/23/10	L	0-4	A
4/24/10	W	4-1	A
4/24/10	L	1-2	A
3/11/11	W	0-2	H
3/12/11	W	6-5	H
3/12/11	W	9-0	H
4/10/12	L	1-2	A
4/10/12	W	10-1	A
4/17/12	L	4-8	H
4/16/13	W	6-4	H
4/16/13	L	4-5	H
4/24/13	L	3-4	A
4/12/14	L	1-3	A
4/12/14	L	0-8	A
4/17/14	L	6-9	H
4/17/14	W	7-5	H
5/2/14	L	4-5	N
3/8/15	L	7-11	A
3/8/15	L	2-10	A
5/1/15	L	1-9	N
3/4/16	L	1-7	H
3/4/16	W	12-3	H
3/5/16	L	0-5	H
3/5/16	L	5-6	H
4/7/17	L	3-8	A
4/8/17	L	7-11	A
4/8/17	L	1-4	A
5/5/17	L	2-3	N
5/12/17	L	2-5	N
2/10/18	W	3-0	N
4/6/18	W	7-1	H
4/8/18	W	11-0	H
4/8/18	W	5-4	H
3/15/19	L	1-2	A
3/16/19	W	6-0	A
3/16/19	L	0-2	A

TRUMAN STATE (KS) (0-2)			
H: 0-0 • A: 0-0 • N: 0-2			
Date	W/L	Score	H/A
3/14/09	L	1-4	N
3/15/09	L	1-5	N

UC SAN DEIGO (1-0)			
H: 0-0 • A: 0-0 • N: 1-0			
Date	W/L	Score	H/A
5/23/22	W	6-4	N

UNLV (0-1)			
H: 0-0 • A: 0-0 • N: 0-1			
Date	W/L	Score	H/A
5/24/22	L	4-6	N

UT PERMIAN BASIN (22-0)			
H: 7-0 • A: 12-0 • N: 3-0			
Date	W/L	Score	H/A
2/6/10	W	3-2	N
2/25/12	W	6-5	N
2/3/13	W	4-2	N
2/9/13	W	11-3	H
2/10/13	W	6-3	H
4/1/14	W	9-1	A
4/1/14	W	3-0	A
3/14/15	W	10-0	H
3/14/15	W	16-1	H
3/22/16	W	12-5	A
3/22/16	W	2-0	A
4/28/17	W	6-2	A
4/29/17	W	9-1	A
4/29/17	W	10-6	A
4/27/18	W	8-1	H
4/28/18	W	8-0	H
4/28/18	W	6-0	H
4/5/19	W	8-0	A
4/6/19	W	6-0	A
4/6/19	W	7-0	A
2/28/20	W	9-1	A
2/28/20	W	6-2	A

UT TYLER (2-0)			
H: 2-0 • A: 0-0 • N: 0-0			
Date	W/L	Score	H/A
3/6/20	W	3-0	H
3/6/20	W	10-6	H

UTAH VALLEY (0-3)			
H: 0-0 • A: 0-3 • N: 0-0			
Date	W/L	Score	H/A
5/7/21	L	1-8	A
5/8/21	L	8-10	A
5/8/21	L	1-9	A

UTEP (3-1)			
H: 1-1 • A: 0-0 • N: 2-0			
Date	W/L	Score	H/A
3/20/21	W	6-4	N
2/25/22	W	6-5	N
3/30/22	W	4-1	H
3/30/22	L	2-3	H

WASHBURN (KS) (7-3)			
H: 0-0 • A: 0-0 • N: 7-3			
Date	W/L	Score	H/A
2/12/99	W	3-2	N
2/11/00	W	8-3	N
3/15/02	L	7-8	N
3/16/02	L	9-10	N
3/1/04	L	2-4	N
2/6/09	W	8-2	N
3/13/09	W	4-3	N
2/24/12	W	15-2	N
2/3/17	W	5-0	N
2/4/17	W	11-2	N

WEST TEXAS A&M (22-24)			
H: 13-6 • A: 8-18 • N: 1-0			
Date	W/L	Score	H/A
3/17/06	W	9-7	A
3/17/06	L	1-9	A
3/18/06	W	12-1	A
3/18/06	W	15-6	A
3/16/07	W	4-1	H
3/16/07	L	1-2	H
3/17/07	W	3-2	H

3/17/07	W	8-0	H
4/5/08	W	10-0	A
4/5/08	W	6-3	A
4/6/08	W	13-2	A
4/3/09	W	3-2	H
4/3/09	L	4-7	H
4/4/09	W	4-3	H
4/9/10	L	4-10	A
4/9/10	L	2-12	A
4/10/10	L	4-10	A
4/22/11	L	3-4	H
4/22/11	L	6-11	H
4/23/11	W	6-4	H
3/2/12	W	4-3	H
3/2/12	W	8-1	H
3/3/12	W	3-1	H
3/8/13	L	4-5	A
3/9/13	L	0-11	A
3/9/13	L	11-14	A
3/28/14	L	0-9	A
3/28/14	L	1-11	A
3/29/14	L	1-12	A
3/29/14	L	6-14	A
5/8/15	W	2-1	A
2/26/16	L	2-10	A
2/26/16	L	4-5	A
2/27/16	L	2-20	A
2/27/16	L	0-8	A
3/3/17	W	1-0	H
3/4/17	W	7-3	H
3/4/17	L	4-5	H
5/11/17	L	6-7	A
3/2/18	L	0-2	A
3/3/18	W	14-6	A
3/3/18	L	4-6	A
4/26/19	W	9-3	H
4/27/19	W	5-4	H
4/27/19	L	5-8	H
2/22/20	W	3-2	N

WESTERN NEW MEXICO (15-2)			
H: 4-0 • A: 8-1 • N: 3-1			
Date	W/L	Score	H/A
2/12/99	W	2-1	N
2/13/99	W	4-2	N
2/12/00	L	0-9	N
2/17/07	W	8-0	N
3/24/17	W	11-2	A
3/24/17	W	25-1	A
3/25/17	W	6-0	A
3/25/17	W	10-2	A
3/23/18	W	6-3	H
3/23/18	W	8-0	H
3/24/18	W	2-0	H
3/24/18	W	6-1	H
3/1/19	W	17-0	A
3/2/19	W	15-6	A
3/2/19	L	2-5	A
3/1/20	W	21-5	A
3/1/20	W	7-2	A

WESTERN OREGON (0-1)			
H: 0-0 • A: 0-0 • N: 0-1			
Date	W/L	Score	H/A
2/21/14	L	4-6	N

WICHITA STATE (KS) (0-1)			
H: 0-0 • A: 0-0 • N: 0-1			
Date	W/L	Score	H/A
2/20/21	L	3-9	N



A LOOK BACK



2022 SEASON RESULTS

	Date	Opposing team	W/L	Score	VIS r-h-e	HOME r-h-e	Inns	Overall	LSC	Pitcher of record	Attend	Time
	Feb 11	vsBellarmine	W	4-0	4-3-0	0-2-2	7	1-0-0	0-0-0	Bridges, T (W 1-0)	60	1:33
	Feb 11	vsMd. Eastern Shore	W	13-1	13-14-1	1-5-3	5	2-0-0	0-0-0	Chism, R (W 1-0)	45	2:10
	Feb 12	vsMd. Eastern Shore	W	12-2	12-12-0	2-7-6	6	3-0-0	0-0-0	Mayo, H (W 1-0)	60	2:00
	Feb 12	at Furman	W	10-3	10-13-2	3-7-4	7	4-0-0	0-0-0	Bridges, T (W 2-0)	94	2:25
	Feb 13	vsNorth Dakota	W	5-3	5-5-3	3-5-1	7	5-0-0	0-0-0	Wernet, J (W 1-0)	65	1:58
	Feb 18	SYRACUSE	W	2-1	2-7-1	1-2-0	7	6-0-0	0-0-0	Bridges, T (W 2-0)	421	2:00
	Feb 18	PRAIRIE VIEW A&M	W	10-2	10-10-2	2-5-3	6	7-0-0	0-0-0	Chism, R (W 2-0)	274	2:21
	Feb 19	ALABAMA STATE	W	7-3	7-11-1	3-9-0	7	8-0-0	0-0-0	Bridges, T (W 4-0)	413	2:29
	Feb 19	PRAIRIE VIEW A&M	W	11-8	11-11-1	8-8-4	7	9-0-0	0-0-0	Ellett, C (W 1-0)	309	2:38
	Feb 20	A&M-CORPUS CHRISTI	W	5-4	5-8-0	4-5-1	7	10-0-0	0-0-0	Chism, R (W 3-0)	389	2:02
	Feb 25	vsBuffalo	L	2-3	2-10-0	3-4-0	(8)	10-1-0	0-0-0	Chism, R (L 3-1)	100	1:55
	Feb 25	vsUTEP	W	6-5	6-8-0	5-6-5	7	11-1-0	0-0-0	Ferguson, K (W 1-0)	100	1:57
	Feb 26	vsNorth Dakota State	L	4-8	4-8-4	8-8-3	7	11-2-0	0-0-0	Ellett, C (L 1-1)	100	2:39
	Feb 27	vsNorth Dakota State	L	1-9	1-3-0	9-13-0	5	11-3-0	0-0-0	Chism, R (L 3-2)	50	1:39
	Feb 27	at New Mexico	L	0-8	0-1-2	8-9-0	5	11-4-0	0-0-0	Mayo, H (L 1-1)	545	1:36
	Mar 01	TEXAS SOUTHERN	W	5-3	5-7-0	3-11-0	7	12-4-0	0-0-0	Ferguson, K (W 2-0)	126	2:00
	Mar 01	TEXAS SOUTHERN	W	10-2	10-9-0	2-5-4	6	13-4-0	0-0-0	Bridges, T (W 5-0)	212	1:40
	Mar 04	at McNeese	W	5-4	5-5-0	4-8-1	7	14-4-0	0-0-0	Ferguson, K (W 3-0)	465	2:34
	Mar 05	at McNeese	L	2-3	2-5-2	3-4-3	7	14-5-0	0-0-0	Mayo, H (L 1-2)	100	1:37
	Mar 05	at McNeese	L	1-8	1-9-1	8-7-1	7	14-6-0	0-0-0	Ellett, C (L 1-2)	456	2:23
*	Mar 12	SAM HOUSTON	W	8-2	8-9-2	2-4-1	7	15-6-0	1-0-0	Bridges, T (W 6-0)	412	1:44
*	Mar 12	SAM HOUSTON	W	4-3	4-5-0	3-7-2	7	16-6-0	2-0-0	Wernet, J (W 2-0)	380	1:45
*	Mar 13	SAM HOUSTON	W	8-7	8-7-0	7-5-0	7	17-6-0	3-0-0	Ferguson, K (W 4-0)	462	2:09
	Mar 16	TEXAS TECH	L	2-3	2-3-0	3-6-0	7	17-7-0	3-0-0	Bridges, T (L 6-1)	631	1:41
*	Mar 18	at Abilene Christian	L	0-3	0-5-3	3-6-1	7	17-8-0	3-1-0	Bridges, T (L 6-2)	113	1hr
*	Mar 19	at Abilene Christian	L	11-12	11-12-3	12-11-2	7	17-9-0	3-2-0	Ferguson, K (L 4-1)	164	2hr
*	Mar 19	at Abilene Christian	W	7-5	7-6-0	5-5-2	7	18-9-0	4-2-0	Bridges, T (W 7-2)	164	1hr
	Mar 22	at Baylor	L	1-5	1-3-0	5-10-0	7	18-10-0	4-2-0	Bridges, T (L 7-3)	-	2hr1
	Mar 22	at Baylor	L	1-7	1-7-1	7-10-1	7	18-11-0	4-2-0	Wernet, J (L 2-1)	641	2hr5
*	Mar 25	STEPHEN F. AUSTIN	L	0-1	0-2-2	1-5-1	7	18-12-0	4-3-0	Bridges, T (L 7-4)	421	1:50
*	Mar 25	STEPHEN F. AUSTIN	L	1-6	1-7-2	6-9-1	7	18-13-0	4-4-0	Wernet, J (L 2-2)	421	2:02
*	Mar 26	STEPHEN F. AUSTIN	L	1-7	1-6-0	7-10-0	7	18-14-0	4-5-0	Bridges, T (L 7-5)	461	2:28
	Mar 30	UTEP	W	4-1	4-7-0	1-3-0	7	19-14-0	4-5-0	Ferguson, K (W 5-1)	242	2:00
	Mar 30	UTEP	L	2-3	2-12-2	3-7-1	7	19-15-0	4-5-0	Bridges, T (L 7-6)	242	2:17
*	Apr. 1	at Lamar University	W	8-1	8-8-0	1-5-2	7	20-15-0	5-5-0	Bridges, T (W 38-0)	-	1:57
*	Apr. 1	at Lamar University	L	2-3	2-5-1	3-6-3	(8)	20-16-0	5-6-0	Chism, R (L 3-3)	400	2:00
*	Apr. 2	at Lamar University	L	3-5	3-5-3	5-7-0	7	20-17-0	5-7-0	Bridges, T (L 8-7)	200	2;12
*	Apr 08	at Sam Houston	W	8-0	8-11-0	0-2-0	5	21-17-0	6-7-0	Bridges, T (W 9-7)	126	1:33
*	Apr 08	at Sam Houston	W	12-1	12-11-0	1-3-0	5	22-17-0	7-7-0	Chism, R (W 4-3)	149	1:42
*	Apr 09	at Sam Houston	W	15-10	15-16-2	10-8-2	(9)	23-17-0	8-7-0	Chism, R (W 5-3)	147	3:05
*	Apr 15	ABILENE CHRISTIAN	W	2-1	2-7-0	1-9-0	7	24-17-0	9-7-0	Bridges, T (W 10-7)	461	1:51
*	Apr 15	ABILENE CHRISTIAN	W	4-1	4-9-1	1-5-1	7	25-17-0	10-7-0	Chism, R (W 6-3)	461	1:23
*	Apr 16	ABILENE CHRISTIAN	W	7-3	7-13-1	3-4-1	7	26-17-0	11-7-0	Chism, R (W 7-3)	482	2:12
*	Apr 22	at Stephen F. Austin	L	1-4	1-7-2	4-6-2	7	26-18-0	11-8-0	Bridges, T (L 10-8)	107	1:53
*	Apr 22	at Stephen F. Austin	W	4-2	4-10-1	2-6-0	7	27-18-0	12-8-0	Wernet, J (W 3-2)	82	2:00
*	Apr 23	at Stephen F. Austin	L	6-7	6-11-0	7-7-0	7	27-19-0	12-9-0	Bridges, T (L 10-9)	137	2:31
	Apr 27	at North Texas	L	1-2	1-4-0	2-7-0	7	27-20-0	12-9-0	Bridges, T (L 10-10)	392	2:03
*	Apr 29	LAMAR UNIVERSITY	L	9-11	9-11-0	11-13-2	7	27-21-0	12-10-0	Chism, R (L 7-4)	341	2:43
*	Apr 29	LAMAR UNIVERSITY	W	4-3	4-7-0	3-4-2	7	28-21-0	13-10-0	Wernet, J (W 4-2)	321	2:05
*	Apr 30	LAMAR UNIVERSITY	W	8-1	8-14-0	1-4-0	7	29-21-0	14-10-0	Bridges, T (W 11-10)	484	2:01
	May 07	HOUSTON BAPTIST	L	7-9	7-12-1	9-12-2	7	29-22-0	14-10-0	Bridges, T (L 11-11)	450	2:30
	May 07	HOUSTON BAPTIST	L	3-6	3-7-3	6-15-2	(8)	29-23-0	14-10-0	Chism, R (L 7-5)	455	1:55
†	May 21	vsNorth Alabama	L	15-18	15-17-2	18-18-2	7	29-24-0	14-11-0	Chism, R (L 7-6)	98	2:30
†	May 23	vsUC San Diego	W	6-4	6-11-1	4-6-1	7	30-24-0	14-11-0	Bridges, T (W 12-11)	49	1:57
†	May 24	vsUNLV	L	4-6	4-6-2	6-7-0	7	30-25-0	14-11-0	Bridges, T (L 12-12)	58	2:20

* indicates Western Athletic Conference game; () indicates extra-inning game; † indicates NISC Postseason Tournament game



2022 OVERALL STATISTICS

TARLETON OVERALL OFFENSIVE STATS

Player	AVG	OPS	GP-GS	AB	R	H	2B	3B	HR	RBI	TB	SLG%	BB	HBP	SO	GDP	OB%	SF	SH	SB
Capell, Georgia	.398	1.339	55-55	161	48	64	12	1	19	51	135	.839	21	12	30	1	.500	0	2	9-9
Schaefer, Katy	.359	1.020	45-45	145	18	52	9	0	9	49	88	.607	10	4	9	2	.413	1	0	0-0
Medford, Morgan	.323	.778	55-55	192	48	62	6	3	0	7	74	.385	21	1	20	0	.393	0	3	2-2
Trull, Tristyn	.312	.782	52-50	157	25	49	11	3	1	26	69	.439	8	0	17	0	.343	1	1	1-1
Desario, Amanda	.292	.794	53-52	161	41	47	6	1	4	16	67	.416	20	3	30	1	.378	1	6	4-6
Saintignan, Hallie	.236	.566	44-44	106	12	25	5	0	0	4	30	.283	5	2	8	0	.283	0	3	5-5
Germain, Austin	.340	.906	38-33	100	15	34	7	2	1	17	48	.480	12	3	20	0	.426	0	4	1-1
Romeo, Makayla	.333	.983	14-3	21	3	7	3	0	1	6	13	.619	1	0	4	1	.364	0	0	0-0
Rowland, Brady	.331	.963	41-41	124	19	41	9	0	5	30	65	.524	23	1	12	2	.439	0	1	0-0
Nunes, Paige	.271	.738	20-12	48	4	13	5	0	1	10	21	.438	2	0	7	0	.300	0	1	0-0
Pruitt, Miranda	.250	.933	32-21	72	9	18	3	0	8	14	45	.625	2	4	23	2	.308	0	0	0-0
Coe, Brittany	.203	.642	35-28	79	6	16	2	0	3	9	27	.342	8	3	18	0	.300	0	0	0-0
Hernandez, Bella	.200	.400	25-0	5	9	1	0	0	0	0	1	.200	0	0	3	0	.200	0	1	0-0
Hoang, Alexis	.192	.598	25-3	26	3	5	0	0	1	6	8	.308	3	1	11	0	.290	1	0	0-0
LaRue, Ashlee	.167	.516	31-27	72	9	12	2	0	2	10	20	.278	3	4	19	0	.238	1	2	0-0
Peterson, MacKenzie	.120	.483	29-24	50	6	6	0	1	0	1	8	.160	9	6	15	0	.323	0	2	0-0
Riggs, Bailee	.000	.143	16-2	6	5	0	0	0	0	0	0	.000	0	1	4	0	.143	0	0	0-0
Salinas, Destiny	.000	.000	32-0	3	14	0	0	0	0	1	0	.000	0	0	3	0	.000	1	0	4-5
Michelli, Brie	.000	.000	2-0	1	0	0	0	0	0	0	0	.000	0	0	1	0	.000	0	0	0-0
Totals	.296	.843	55-55	1529	294	452	80	11	55	257	719	.470	148	45	254	9	.373	6	26	26-29
Opponents	.267	.770	55-55	1430	243	382	65	7	34	224	563	.394	212	44	252	10	.376	10	32	29-48

TARLETON OVERALL PITCHING STATS

Player	ERA	WHIP	W-L	APP-GS	CG	SHO	SV	IP	H	R	ER	BB	SO	2B	3B	HR	AB	B/AVG	WP	HBP	BK	SFA	SHA
Chism, Reagan	3.14	1.42	7-6	22-14	5	0-0	0	84.2	96	51	38	24	40	22	0	9	339	.283	1	11	0	4	3
Bridges, Tristan	3.70	1.70	12-12	34-28	16	2-0	0	166.1	166	106	88	116	116	24	2	16	653	.254	7	21	0	1	16
Ferguson, Kennedy	2.95	1.21	5-1	15-2	1	0-0	1	40.1	35	18	17	14	45	7	2	3	150	.233	2	2	0	1	3
Wernet, Julia	4.26	1.74	4-2	14-5	2	0-0	1	47.2	50	33	29	33	28	8	1	4	185	.270	2	5	0	1	6
Mayo, Hannah	6.85	2.22	1-2	5-4	0	0-0	0	15.1	24	18	15	10	10	2	1	0	66	.364	0	3	0	1	2
Ellett, Chyanne	7.74	2.37	1-2	5-2	0	0-0	0	6.1	2	9	7	13	11	1	0	0	19	.105	5	2	0	0	2
Dunbar, Makenzie	11.45	3.00	0-0	3-0	0	0-0	0	3.2	9	8	6	2	2	1	1	2	18	.500	0	0	0	2	0
Totals	3.84	1.63	30-25	98-55	24	2	2	364.1	382	243	200	212	252	65	7	34	1430	.267	17	44	0	10	32
Opponents	4.44	1.66	25-30	100-55	20	3	3	361.1	452	294	229	148	254	80	11	55	1529	.296	17	45	0	6	26

2022 CONFERENCE STATISTICS

TARLETON CONFERENCE ONLY OFFENSIVE STATS																				
Player	AVG	OPS	GP-GS	AB	R	H	2B	3B	HR	RBI	TB	SLG%	BB	HBP	SO	GDP	OB%	SF	SH	SB
Hernandez, Bella	.500	1.000	12-0	2	4	1	0	0	0	0	1	.500	0	0	1	0	.500	0	1	0-0
Germain, Austin	.446	1.160	22-19	65	14	29	6	2	1	14	42	.646	7	2	9	0	.514	0	3	1-1
Capell, Georgia	.423	1.460	25-25	71	25	30	7	0	9	25	64	.901	15	7	16	1	.559	0	2	4-4
Medford, Morgan	.367	.847	25-25	90	23	33	2	1	0	3	37	.411	11	0	6	0	.436	0	1	2-2
Trull, Tristyn	.346	.853	25-24	81	15	28	4	2	1	16	39	.481	4	0	8	0	.372	1	0	1-1
Romeo, Makayla	.333	1.108	8-3	15	3	5	3	0	1	6	11	.733	1	0	2	1	.375	0	0	0-0
Schaefer, Katy	.322	.917	18-18	59	9	19	4	0	3	24	32	.542	4	1	1	1	.375	0	0	0-0
Desario, Amanda	.311	.839	24-23	74	19	23	1	1	2	10	32	.432	12	0	14	0	.407	0	5	0-1
Rowland, Brady	.286	.884	15-15	42	5	12	3	0	1	8	18	.429	12	1	6	1	.455	0	1	0-0
Nunes, Paige	.275	.743	15-9	40	4	11	4	0	1	10	18	.450	1	0	5	0	.293	0	1	0-0
Coe, Brittany	.250	.744	15-12	32	4	8	0	0	1	5	11	.344	7	1	8	0	.400	0	0	0-0
Saintignan, Hallie	.245	.674	21-21	49	7	12	5	0	0	4	17	.347	4	2	4	0	.327	0	2	1-1
Pruitt, Miranda	.154	.616	10-7	26	2	4	2	0	2	4	12	.462	0	0	11	1	.154	0	0	0-0
Peterson, MacKenzie	.125	.458	18-15	32	4	4	0	0	0	0	4	.125	6	4	9	0	.333	0	0	0-0
Hoang, Alexis	.100	.350	10-3	10	1	1	0	0	0	2	1	.100	1	1	4	0	.250	0	0	0-0
LaRue, Ashlee	.067	.443	9-6	15	1	1	0	0	1	2	4	.267	2	0	8	0	.176	0	1	0-0
Salinas, Destiny	.000	.000	16-0	2	5	0	0	0	0	1	0	.000	0	0	2	0	.000	1	0	1-2
Riggs, Bailee	.000	.000	6-0	1	3	0	0	0	0	0	0	.000	0	0	1	0	.000	0	0	0-0
Michelli, Brie	.000	.000	2-0	1	0	0	0	0	0	0	0	.000	0	0	1	0	.000	0	0	0-0
Totals	.313	.886	25-25	707	148	221	41	6	23	134	343	.485	87	19	116	5	.401	2	17	10-12
Opponents	.257	.788	25-25	657	117	169	27	5	23	112	275	.419	97	24	100	4	.369	7	16	6-12

TARLETON CONFERENCE ONLY PITCHING STATS																							
Player	ERA	WHIP	W-L	APP-GS	CG	SHO	SV	IP	H	R	ER	BB	SO	2B	3B	HR	AB	B/AVG	WP	HBP	BK	SFA	SHA
Ellett, Chyanne	0.00	Infinity	0-0	1-0	0	0-0	0	0.0	0	2	0	1	0	0	0	0	1	.000	1	1	0	0	0
Chism, Reagan	3.59	1.41	4-3	11-7	3	0-0	0	37.0	39	25	19	13	15	10	0	6	151	.258	0	5	0	3	0
Wernet, Julia	3.92	1.40	3-1	8-2	1	0-0	0	30.1	27	18	17	15	18	3	0	4	110	.245	1	3	0	1	5
Bridges, Tristan	4.22	1.71	6-6	17-16	9	1-0	0	86.1	85	59	52	62	56	10	2	11	338	.251	3	15	0	1	10
Ferguson, Kennedy	4.94	1.44	1-1	4-0	0	0-0	0	11.1	11	8	8	5	9	3	2	1	42	.262	0	0	0	0	1
Dunbar, Makenzie	6.30	2.58	0-0	2-0	0	0-0	0	3.1	7	5	3	1	2	1	1	1	15	.467	0	0	0	2	0
Totals	4.12	1.58	14-11	43-25	13	1	0	168.1	169	117	99	97	100	27	5	23	657	.257	5	24	0	7	16
Opponents	5.16	1.84	11-14	48-25	9	2	0	167.0	221	148	123	87	116	41	6	23	707	.313	11	19	0	2	17



2022 DEFENSIVE STATISTICS

TARLETON OVERALL DEFENSIVE STATS

Player	C	PO	A	E	FLD%	DP	SB	CS	PB	CI
Romeo, Makayla	22	22	0	0	1.000	1	0	0	0	0
Wernet, Julia	15	3	12	0	1.000	1	3	2	0	0
Hoang, Alexis	3	3	0	0	1.000	0	0	0	0	0
Dunbar, Makenzie	1	0	1	0	1.000	0	1	0	0	0
Ellett, Chyanne	1	0	1	0	1.000	0	0	1	0	0
Hernandez, Bella	1	1	0	0	1.000	0	0	0	0	0
Rowland, Brady	170	147	22	1	.994	3	16	8	4	0
Coe, Brittany	73	63	9	1	.986	0	8	5	0	0
Germain, Austin	123	93	28	2	.984	3	0	0	0	0
Capell, Georgia	160	150	7	3	.981	5	0	0	0	0
Peterson, MacKenzie	158	150	5	3	.981	7	0	0	0	0
Pruitt, Miranda	86	70	14	2	.977	0	5	5	9	0
Bridges, Tristan	38	9	28	1	.974	2	17	6	0	0
Trull, Tristyn	184	94	85	5	.973	5	0	0	0	0
Saintignan, Hallie	59	55	1	3	.949	0	0	0	0	0
Chism, Reagan	19	1	17	1	.947	0	4	6	0	0
Medford, Morgan	208	91	105	12	.942	6	0	0	0	0
Desario, Amanda	64	55	5	4	.938	0	0	0	0	0
Schaefer, Katy	157	62	83	12	.924	5	0	0	0	0
LaRue, Ashlee	28	24	1	3	.893	0	0	0	0	0
Ferguson, Kennedy	6	0	5	1	.833	0	2	3	0	0
Mayo, Hannah	4	0	3	1	.750	0	2	1	0	0
Salinas, Destiny	0	0	0	0	.000	0	0	0	0	0
Riggs, Bailee	0	0	0	0	.000	0	0	0	0	0
Michelli, Brie	0	0	0	0	.000	0	0	0	0	0
Nunes, Paige	0	0	0	0	.000	0	0	0	0	0
Totals	1580	1093	432	55	.965	17	29	18	13	0
Opponents	1577	1084	418	75	.952	17	26	3	10	0

TARLETON CONFERENCE ONLY DEFENSIVE STATS

Player	C	PO	A	E	FLD%	DP	SB	CS	PB	CI
Germain, Austin	69	54	15	0	1.000	2	0	0	0	0
Coe, Brittany	35	32	3	0	1.000	0	1	0	0	0
Bridges, Tristan	19	4	15	0	1.000	0	4	3	0	0
Romeo, Makayla	18	18	0	0	1.000	1	0	0	0	0
Wernet, Julia	10	3	7	0	1.000	1	1	1	0	0
Chism, Reagan	7	0	7	0	1.000	0	0	1	0	0
Ferguson, Kennedy	2	0	2	0	1.000	0	0	1	0	0
Hoang, Alexis	2	2	0	0	1.000	0	0	0	0	0
Dunbar, Makenzie	1	0	1	0	1.000	0	1	0	0	0
Hernandez, Bella	1	1	0	0	1.000	0	0	0	0	0
Rowland, Brady	57	47	9	1	.982	1	4	4	3	0
Saintignan, Hallie	38	36	1	1	.974	0	0	0	0	0
Pruitt, Miranda	33	28	4	1	.970	0	1	1	2	0
Peterson, MacKenzie	97	91	3	3	.969	5	0	0	0	0
Trull, Tristyn	86	46	37	3	.965	3	0	0	0	0
Desario, Amanda	25	22	2	1	.960	0	0	0	0	0
Capell, Georgia	46	41	3	2	.957	0	0	0	0	0
Schaefer, Katy	58	22	32	4	.931	0	0	0	0	0
Medford, Morgan	108	51	49	8	.926	3	0	0	0	0
LaRue, Ashlee	8	7	0	1	.875	0	0	0	0	0
Totals	720	505	190	25	.965	16	6	5	5	0
Opponents	731	501	203	27	.963	20	10	2	3	0

2022 WAC WRAP-UP

2022 WESTERN ATHLETIC CONFERENCE STANDINGS							
School (West Division)	CONF	CPCT.	GP	OVR	PCT	LAST 10	STREAK
Grand Canyon	19-5	0.792	55	39-16	0.709	6-4	Lost 2
Seattle U	15-9	0.625	56	32-24	0.571	7-3	Lost 1
California Baptist	12-12	0.500	56	30-26	0.536	6-4	Lost 1
Utah Valley	12-12	0.500	51	24-27	0.471	4-6	Lost 2
Dixie State	8-16	0.333	51	19-32	0.373	4-6	Lost 3
NM State	6-18	0.250	51	13-38	0.255	3-7	Lost 1
School (Southwest Division)	CONF	CPCT.	GP	OVR	PCT	LAST 10	STREAK
Stephen F. Austin	18-6	0.750	58	31-27	0.534	4-6	Lost 3
Abilene Christian	15-9	0.625	51	25-26	0.490	6-4	Lost 2
Tarleton	14-10	0.583	55	30-25	0.545	3-7	Lost 1
Sam Houston	8-16	0.333	54	15-39	0.278	4-6	Lost 1
Lamar	5-19	0.208	49	11-38	0.224	2-8	Lost 5

2022 WESTERN ATHLETIC CONFERENCE AWARDS							
SPECIAL RECOGNITION							
WAC PLAYER OF THE YEAR		WAC FRESHMAN OF THE YEAR		WAC COACH OF THE YEAR			
Name	School	Name	School	Name	School		
Carley Nance	Seattle U	Grace Luderer	Seattle U	Shannon Hays	Grand Canyon		
WAC PITCHER OF THE YEAR		WAC DEFENSIVE PLAYER OF THE YEAR					
Name	School	Name	School				
Kassidy Wilbur	Stephen F. Austin	Hannah Hughbanks	Dixie State				

TEAM RECOGNITION							
WAC FIRST TEAM				WAC DEFENSIVE TEAM			
Name	School	Pos	Class	Name	School	Pos	Class
GEORGIA CAPELL	TARLETON	OF	SR.	Katelyn Duncel	Grand Canyon	INF	So.
Madison Carr	Utah Valley	OF	Sr.	Lily Garcia	Seattle U	INF	Jr.
DeNae Chapman	Grand Canyon	INF	Gr.	Hannah Hughbanks	Dixie State	OF/1B	Jr.
Shea Clements	Dixie State	C/OF	Jr.	Madison Kahwaty	Seattle U	INF	Jr.
Katelyn Duncel	Grand Canyon	INF	So.	Kinsey Koeltzow	Grand Canyon	INF	Jr.
Kristin Fifield	Grand Canyon	UT	Jr.	Tiana Patrick	California Baptist	C	Gr.
Hannah Hughbanks	Dixie State	OF/1B	Jr.	Stephanie Reed	Grand Canyon	OF	Gr.
Ramsay Lopez	NM State	INF	So.	Sydney Soto	California Baptist	OF	Fr.
Carley Nance	Seattle U	P	Gr.	Jillian Taylor	NM State	UT	So.
Gianna Nicoletti	Grand Canyon	OF	Sr.	Olivia Viggiano	Seattle U	OF	Sr.
Linnah Rebolledo	Utah Valley	OF	Sr.				
Ariel Thompson	Grand Canyon	P	Jr.				
Kassidy Wilbur	Stephen F. Austin	P	Sr.				
WAC SECOND TEAM							
Name	School	Pos	Class				
Alyssa Argomaniz	California Baptist	P	So.				
Kayla Bowen	NM State	UT	Sr.				
Calie Burris	Abilene Christian	INF	Gr.				
Carly Eldredge	Dixie State	INF	Fr.				
Mercedes Eichelberger	Abilene Christian	OF	Jr.				
Gaby Garcia	Stephen F. Austin	C/OF	Jr.				
Sydnee Hebert	Stephen F. Austin	INF	Jr.				
Sidney Holman-Mansell	Abilene Christian	P	Gr.				
Kinsey Koeltzow	Grand Canyon	INF	Jr.				
Stefanie Madrigal	Seattle U	P	Jr.				
Kate Mangrello	California Baptist	C/DP	Jr.				
MORGAN MEDFORD	TARLETON	INF	SO.				
Jillian Taylor	NM State	UT	So.				



HISTORY
AND RECORDS



PROGRAM TIMELINE



2015 REGION 1 CHAMPION TEXANS

JUNE 10, 1995

Julie Garcia was named the first head softball coach for Tarleton State University.

FEBRUARY 19, 1996

Tarleton plays its first home game at its home softball field. The TexAnns won the second game of a doubleheader against Schreiner College 3-2 in nine innings for the program's first win.

JUNE 18, 1996

Julie Mata was named the second head coach in program history.

MARCH 28, 1996

Tarleton earns its first Lone Star Conference victory with a 10-0 shutout of Eastern New Mexico in Stephenville.

MARCH 29, 1996

Just 24 hours after winning the first Lone Star Conference game in the history of the program, Tarleton's Caryn Holbrook throws the first no-hitter in program history in a five-inning, 14-0 win over Eastern New Mexico.

APRIL 26, 1998

Tarleton defeats Abilene Christian 6-3 in Abilene to clinch the program's first LSC South Division Championship.

MAY 1, 1998

Tarleton qualifies for the Lone Star Conference Championship Tournament for the first time in program history. The TexAnns defeated Northeastern State in their tournament debut 6-0.

APRIL 17, 1999

Tarleton defeats Abilene Christian 4-3 to secure the program's second LSC South Division Championship and earn the right to host the LSC Championship Tournament for the first time in program history.

FEBRUARY 22, 2000

Caryn Holbrook fires a complete-game, four-hit shutout while Marcie Villa drives in the lone RBI in a 1-0 shutout of St. Edward's for the program's 100th victory.

APRIL 22, 2000

Tarleton defeats Texas A&M-Kingsville 13-1 to earn their third straight South Division Championship.

MARCH 6, 2003

St. Edward's goes down for another Tarleton milestone. The TexAnns outlasted the Hilltoppers 3-2 in 10 innings for the program's 200th all-time victory.

APRIL 9, 2003

Tarleton enters the national poll for the first time in program history. The TexAnns were named the No. 23 team in the country by the National Fastpitch Coaches Association (NFCA).

APRIL 26, 2003

Tarleton defeats Texas Woman's for the fourth LSC South Division Championship in program history.

MAY 8, 2003

Tarleton defeats Fort Hays State in its first-ever NCAA Regional appearance. Tarleton beat the Tigers 6-2.

MAY 10, 2006

Tarleton opens Lone Star Conference play 1-0 with an 11-3 win over Eastern New Mexico, which was the program's 300th victory.

APRIL 27, 2008

Tarleton completes a four-game sweep of Texas A&M-Kingsville to lock up the program's fifth LSC South Division title.

APRIL 7, 2009

Tarleton wins its 400th all-time game with an 8-3 victory over St. Mary's.

APRIL 16, 2013

The 500th victory in Tarleton Softball history comes in upset fashion as Brenna Hennan fires a complete-game victory against No. 15 Texas Woman's.

MAY 8, 2015

Tarleton Softball earns the biggest upset in program history to date as the TexAnns defeated No. 3-ranked and defending national champion West Texas A&M 2-1 to begin the NCAA Region 1 Tournament as the No. 8 seed.

MAY 10, 2015

Kaitlyn Thomas scores the game-winning run for Tarleton to walk-off 11-3 in the sixth inning against Cameron for Tarleton's first NCAA Regional Championship.



PROGRAM TIMELINE

PROGRAM FIRSTS

FIRST HIT:

Angie Avalos

vs. Schreiner College • Feb. 19, 1996
(leadoff single)

FIRST HOME RUN:

Jennifer Maupin

vs. East Central • Feb. 23, 1996

FIRST HOME RUN AT HOME:

Jennifer Maupin

vs. Howard Payne • Feb. 14, 1998

FIRST STOLEN BASE:

Jennifer Winkler

vs. Schreiner College • Feb. 19, 1996

FIRST WIN:

Heather Johnson

vs. Schreiner College • Feb. 19, 1996
(3-2)

FIRST SERIES WIN OVER NFCA #1:

vs. Angelo State

March 31 - April 1, 2017

MISC RECORDS

ALL-TIME RECORD IN SHUTOUTS:

165-102

LONGEST GAME:

14 Innings | 3:25

vs. Texas A&M-Kingsville • April 7, 2006
(L, 7-8)

HIGHEST ATTENDANCE (HOME):

631

vs. Texas Tech • March 16, 2022

HIGHEST ATTENDANCE (AWAY):

654

at Texas A&M-Kingsville • May 4, 2019

LARGEST MARGIN OF VICTORY:

24

at Western New Mexico • March 24, 2017
(25-1)

LONGEST HITTING STREAK:

18, Jalayne Rinewalt

Feb. 7 to March 10, 1998

LONGEST TEAM WIN STREAK:

13

2018

MAY 11, 2016

Julie Mata resigns as the head coach of Tarleton Softball after 20 years, 569 wins, and two LSC South Division Coach of the Year awards.

MAY 19, 2016

Mark Cumpian was named the third head coach in Tarleton Softball history.

MARCH 4, 2017

The 600th victory in Tarleton history was once again an upset special. Under first-year head coach Mark Cumpian, Tarleton defeated No. 6 West Texas A&M for all-time win No. 600.

MAY 11, 2017

Tarleton earns an invitation to the NCAA Regional tournament for the fifth time in program history making Mark Cumpian the first rookie head coach in all of Tarleton Athletics' NCAA history to make the national playoffs.

MAY 12, 2017

Tarleton forces a final game in the NCAA regional championship with a 10-9 victory over No. 13 Texas A&M-Commerce to secure the first 50-win season in program history.

APRIL 6, 2019

In one of the more unique days in the history of the program, Jordan Withrow takes the circle at UT Permian Basin to get the final three outs of a halted game from the day before to complete her second career no-hitter in an 8-0 victory. Withrow then twirled a 6-0 shutout of the Falcons in the following game for Tarleton's 700th all-time victory.

MARCH 6, 2020

After spending the first five weeks of the 2020 season on the road, the Texans made their home debut against No. 2 UT Tyler and Jordan Withrow threw a no-hitter in the opening game of a doubleheader sweep. Tarleton defeated the Patriots in both games of what would be the final games of the 2020 season and Tarleton's NCAA Division II era. The remainder of the season was cancelled due to the national COVID-19 pandemic.

JULY 1, 2020

On July 1, 2020, Tarleton State University entered the NCAA Division I ranks by accepting membership into the Western Athletic Conference (WAC).

FEBRUARY 24, 2021

Tarleton defeats Prairie View A&M in its first Division I home game at the Tarleton Softball Complex to earn the program's first D1 victory 7-3 over the Panthers.

APRIL 9, 2021

Jordan Dickerson hits a fifth-inning, walk-off grand slam to defeat California Baptist 14-5 for Tarleton's first WAC league win.

MAY 1, 2021

Georgia Capell hits a grand slam against Grand Canyon for her 50th career home run. She becomes the first player in program history to hit 50 career long balls for the purple and white.

MAY 25, 2021

Tarleton Softball Complex undergoes renovations to install turf, new LED lights and ChampionWall at existing facility.

FEBRUARY 18, 2022

Tarleton hosts ACC member Syracuse for the first home game on the renovated turf field at the Tarleton Softball Complex. The Texans hit back-to-back home runs with two outs in the seventh to defeat the Orange.

APRIL 9, 2022

Tarleton sweeps Sam Houston for its first Division I and WAC series sweep.

MAY 15, 2022

Tarleton Softball became the first program in university history to be selected to compete in a national postseason tournament. The Texans were named the No. 11 seed in the fourth annual National Invitational Softball Championships (NISC) in Fort Collins, Colorado.

MAY 23, 2022

Tarleton defeats UC San Diego 6-4 in the NISC tournament to earn the first Division I postseason win in Tarleton Athletics and Tarleton State University history.



PROGRAM NO-HITTERS



HEATHER RUSSELL

March 1, 1997 • Stephenville, Texas
vs. Prairie View A&M

IP	H	R	ER	BB	SO	WP	HBP			
5.0	0	0	0	2	13	0	0			
	1	2	3	4	5	6	7	R	H	E
PVAMU	-	-	-	-	-	-	-	0	0	6
TSU	-	-	-	-	-	-	-	23	15	0



CARYN HOLBROOK

March 29, 1997 • Stephenville, Texas
vs. Eastern New Mexico



IP	H	R	ER	BB	SO	WP	HBP			
5.0	0	0	0	0	6	0	0			
	1	2	3	4	5	6	7	R	H	E
ENMU	0	0	0	0	0	X	X	0	0	1
TSU	2	3	6	3	X	X	X	14	14	0



HEATHER RUSSELL

February 14, 1998 • Stephenville, Texas
vs. Howard Payne

IP	H	R	ER	BB	SO	WP	HBP			
5.0	0	1	0	2	6	0	0			
	1	2	3	4	5	6	7	R	H	E
HPU	1	0	0	0	0	X	X	1	0	2
TSU	6	0	1	2	X	X	X	9	10	2



HEATHER RUSSELL

March 12, 1998 • Houston, Texas
vs. Incarnate Word

IP	H	R	ER	BB	SO	WP	HBP			
7.0	0	0	0	3	2	0	0			
	1	2	3	4	5	6	7	R	H	E
TSU	0	0	0	0	0	2	0	2	5	0
UIW	0	0	0	0	0	0	0	0	0	1



JILL/KERRIE RATLIFF/SHORT

February 19, 2001 • Stephenville, Texas
vs. Mary Hardin-Baylor

IP	H	R	ER	BB	SO	WP	HBP			
4.0/2.0	0/0	0/0	0/0	2/1	3/2	0/0	0/0			
	1	2	3	4	5	6	7	R	H	E
UMHB	0	0	0	0	0	0	X	0	0	3
TSU	0	2	0	5	0	1	X	8	13	0



JORDAN WITHROW

March 1, 2019 • Silver City, New Mexico
at Western New Mexico


IP	H	R	ER	BB	SO	WP	HBP			
5.0	0	0	0	4	7	0	1			
	1	2	3	4	5	6	7	R	H	E
TSU	2	5	2	7	1	X	X	17	12	1
WNMU	0	0	0	0	0	X	X	0	0	1



JORDAN WITHROW

April 5-6, 2019 • Odessa, Texas
at UT Permian Basin

IP	H	R	ER	BB	SO	WP	HBP			
6.0	0	0	0	5	10	0	2			
	1	2	3	4	5	6	7	R	H	E
TSU	0	2	2	0	2	2	X	8	14	0
UTPB	0	0	0	0	0	0	X	0	0	3



JORDAN WITHROW

March 6, 2020 • Stephenville, Texas
vs #2 UT Tyler

IP	H	R	ER	BB	SO	WP	HBP			
7.0	0	0	0	2	9	0	1			
	1	2	3	4	5	6	7	R	H	E
UTT	0	0	0	0	0	0	0	0	0	4
TSU	0	2	0	0	1	0	X	3	6	1



ALL-TIME COACH HISTORY

YEAR	COACH	OVERALL				*CONFERENCE				PLACE	DIVISION	POSTSEASON
		W	L	T	PCT.	W	L	T	PCT.			
1996	Julie Garcia	14	20	0	.412	-	-	-	-	-	-	
1997	Julie Mata	15	22	0	.405	5	11	0	.313	4th	LSC South	
1998	Julie Mata	35	14	1	.710	10	6	0	.625	1st	LSC South	LSC Tournament (3-2)
1999	Julie Mata	26	16	1	.616	12	4	0	.750	1st	LSC South	LSC Tournament (1-2)
2000	Julie Mata	34	26	0	.567	8	6	0	.571	1st	LSC South	LSC Tournament (0-2)
2001	Julie Mata	36	18	0	.667	8	6	0	.571	2nd	LSC South	LSC Tournament (1-2)
2002	Julie Mata	29	19	0	.604	8	7	0	.600	3rd	LSC South	
2003	Julie Mata	41	20	0	.672	16	4	0	.800	1st	LSC South	NCAA Regional Tournament (4-4)
2004	Julie Mata	30	17	0	.638	10	6	0	.625	3rd	LSC South	NCAA Regional Tournament (3-4)
2005	Julie Mata	24	21	0	.533	12	8	0	.600	3rd	LSC South	LSC Tournament (0-2)
2006	Julie Mata	25	22	0	.532	9	15	0	.375	6th	LSC South	
2007	Julie Mata	36	20	0	.643	13	11	0	.542	3rd	LSC South	NCAA Regional Tournament (3-4)
2008	Julie Mata	28	24	0	.538	15	3	0	.833	1st	LSC South	LSC Tournament (1-2)
2009	Julie Mata	26	22	0	.542	8	10	0	.444	5th	LSC South	
2010	Julie Mata	23	27	0	.460	8	9	0	.471	4th	LSC South	LSC Tournament (0-2)
2011	Julie Mata	22	25	1	.468	10	11	0	.476	6th	LSC South	
2012	Julie Mata	31	20	0	.608	16	11	0	.593	3rd	--	LSC Tournament (0-1)
2013	Julie Mata	26	23	0	.531	14	13	0	.519	6th	--	LSC Tournament (0-1)
2014	Julie Mata	20	30	0	.400	10	17	0	.370	6th	--	LSC Tournament (0-1)
2015	Julie Mata	33	22	0	.600	16	10	0	.615	3rd	--	NCAA Region 1 Champ. / Super Region (4-3)
2016	Julie Mata	29	26	0	.527	12	20	0	.375	7th	--	
2017	Mark Cumpian	35	22	0	.614	18	12	0	.600	5th	--	NCAA Regional Tournament (0-3)
2018	Mark Cumpian	50	11	0	.820	23	7	0	.767	4th	--	NCAA Regional Tournament (4-3)
2019	Mark Cumpian	40	15	0	.727	20	10	0	.667	4th	--	NCAA Regional Tournament (2-3)
2020	Mark Cumpian	19	4	0	.826	6	0	0	1.000	1st	--	† Season cancelled due to COVID-19
2021	Mark Cumpian	17	36	0	.321	5	12	0	.294	7th	--	Inaugural season of NCAA Division I
2022	Mark Cumpian	30	25	0	.545	14	10	0	.583	3rd	WAC Southwest	NISC Postseason Tournament (1-2)
Total	3 Coaches	774	567	3	.577	306	239	0	.562			18 Postseason Appearances (27-43)

* - LSC implemented divisional play in 1997-98; LSC eliminated divisional play after the 2011 season.

^ - The LSC Championship Tournament was a double-elimination tournament from 1997 through 2011 before the conference switched to a single elimination tournament beginning in 2012.

- The NCAA switched to a Super Regional Series format in the national playoffs beginning in the 2012 season. All of Tarleton's regional appearances prior to that season consisted of all eight teams competing at one host location.

† - Spring sports suffered a nation-wide cancellation due to the coronavirus pandemic across the nation. The season was abruptly cancelled while the nation practiced social distancing to slow the spread of infection. No postseason awards were issued. Stats and records up to the cancellation were still counted.

CAREER COACHING RECORDS (RANKED BY WINNING PERCENTAGE)

COACH	SEASONS	YEARS	OVERALL				CONFERENCE			
			W	L	T	PCT.	W	L	T	PCT.
Mark Cumpian	2017-present	6	191	113	0	.628	86	51	0	.628
Julie Mata	1997-2016	20	569	434	3	.567	220	188	0	.539
Julie Garcia	1996	1	14	20	0	.412	-	-	-	-



ALL-TIME LETTERWINNERS

<i>Player</i>	<i>Year(s)</i>	<i>Player</i>	<i>Year(s)</i>	<i>Player</i>	<i>Year(s)</i>	<i>Player</i>	<i>Year(s)</i>
Allen, Rebeka	2015-16	Germain, Austin	2022	Pair, Chae	1998-00	Sotelo, Amber	2011-12
Alvarado, Erika	2005-06	Gibbs, Kelly	2006	Parrott, Neva	2003-04	Starry, Chaunteau	2007
Anderson, Shannon	2005-06	Goin, Maddie	2020-21	Petersma, Alicia	1999-02	Stech, Savannah	2015-17
Aston, Ashlyn	2010	Gonzalez, April	2007-10	Peterson, MacKenzie	2021-22	Stogsdill, Mikayla	2014-17
Avalos, Angie	1996	Greear, Staci	2001-04	Phillips, Kaci	2009	Stork, Codie	1998-99
Batt, Amanda	2001	Grimaldo, Lexi	2018-19	Pipkin, Tanner	2012-13	Streit, Julie	1997
Blair, Emilie	2018	Grisham, Lauren	2013-14	Pittman, McKaylee	2012-13	Sutton, Tami	2008,10
Bradley, Besty	1997	Grounds, Jamie	2009	Powell, Dinae	1999	Svien, Erin	2003
Bradley, Tamra	2006-09	Hammond, Sara	2007	Powers, Lauren	2014-16	Svienty, Elizabeth	2018-19
Braquet, Amy	2005-06	Hancock, Hannah	2011-13	Pruitt, Miranda	2020-22	Swanda, Samantha	2011-12
Bray, Ashley	2005-07	Hattermer, Lauren	2009	Quintanar, Maddie	2017-18	Sykora, Lora	1997-00
Bridges, Tristan	2019-22	Hedrick, Shelby	2015-16	Ratliff, Jill	1999-02	Tarno, Jennifer	2006
Bristow, AJ	2003-05	Hennan, Brenna	2013-15	Ratliff, Shelly	2002-04	Tammen, Abigail	2011-12
Broadnax, Simone	2002	Henning, Lauren	2009	Rawlinson, Christie	2000	Tatum, Elyse	2009-10
Browne, Heather	2000-01	Hernandez, Bella	2022	Ray, Kerry	1996	Taylor, Leah	2021
Brownlow, Rachel	2013-14	Herod, Khrysti	1996-97	Reese, Jacqueline	1998	Tergerson, Julia	1997-00
Bue, Amber	2004	Herron, Karli	2018-19	Reyes, Jennifer	1997	Terry, Brittany	2007-10
Buentello, Rosalie	1996-97	Hicks, Lindsey	2005	Rice, Brittnee	2008-09	Thomas, Kaitlyn	2015-18
Burchfield, Lexi	2020-21	Hitt, Ashley	2007-08	Riggs, Bailee	2021-22	Thompson, Jessie	2014-15
Canfield, Samantha	2009	Hoang, Alexis	2021-22	Rinewalt, Jalayne	1996-99	Tinklepaugh, Shelby	2012-13
Cannon, Kristal	2000	Holbrook, Caryn	1997-00	Ringhausen, Alyssa	2014-17	Trolinger, Amy	1996-99
Capell, Georgia	2018-22	Horton, Karley	2020	Rodriguez, Arianna	2010-13	Truax, Jessika	2019
Carter, Shelby	2020-21	Huie, Tanna	2018-19	Rodriguez, Marcie	2011-12	Trull, Tristyn	2022
Castillo, Laura	2000-01	Jackson, Meagan	2007-08	Rodriguez, Kaylee	2018-19	Villa, Gracie	2000-01
Cervenka, Jennifer	1996-99	Jacobson, Brenda	1998-99	Romeo, Makayla	2022	Villa, Marcie	2000-01
Chappell, Rylie	2014	Johnson, Heather	1996-97	Rosewell, Megan	2018	Virgin, Jennifer	1999
Chism, Reagan	2022	Johnson, Jennifer	2004-05	Ross, Katie	2011	Vroman, Courtney	2012-13
Clifford, Amber	2013-14	Johnson, Tiffany	1996-97	Row, Brandie	2002-05	Walker, Asheley	1997-00
Collier, Morgan	2010	Jones, Emily	2014	Rowland, Brady	2022	Walker, Jennifer	1996-97
Coe, Brittany	2022	Kamenicky, Brynn	2003-06	Russell, Heather	1997-98	Walters, Jessi	2007-08
Coon, Lauren	2003	Kelley, Stephanie	2012	Rutledge, Susanna	2005	Ward, Meredith	2003-06
Cone, Nicole	2006-09	Kelly, Victoria	2009-11	Saintignan, Hallie	2020-22	Wayland, Delaney	2015-17
Conlee, Katelyn	2013-16	Kesselus, Danyel	2019-20	Salinas, Destiny	2021-22	Webster, Katie	2018
Conner, Amanda	2016-19	King, Gracie	2019	Salinas, Paula	1996	Welborn, Katie	2011-12
Contreras, Stephanie	2011	Kirkpatrick, Amie	2000-02	Sanchez, Mari	2001-02	Wells, Taylor	2014
Corbin, Kloe	2018	Kirkpatrick, Dee Dee	2001-02	Sanderfer, Rhiannon	2004-05	Wernet, Julia	2018-22
Crawford, Emily	1998,00	Kirkpatrick, Kady	2017-20	Saulters, Brooke	2007-08	Wessels, Rebecca	2010-11
Crow, Kady	2015,18	Kroll, Karissa	2008,10	Scallen, Jessica	2009	West, Miranda	2014
Crow, Kirby	2011-12	Lanford, Jeanette	2000	Schaefer, Katy	2021-22	Williams, Kayleigh	2017
Crumpley, Destiny	2018-21	LaRue, Ashlee	2022	Schaefer, Megan	2006-07	Williams, Kristin	2002-05
David, Hope	2021	LaRue, Brooke	2007,09	Scruggs, Kelcy	2005	Williams, Rachel	2019
Davis, Marla	2003	Latta, Kelsey	2011-14	Sebastian, Morgan	2019	Winkler, Jennifer	1996-97
Deanda, Cami	2020-21	Latta, Tiffany	2010	Shaffer, Sami	2018	Withrow, Jessica	2020
Delay, Lisa	1996-97	Leavitt, Jenny	2001-02	Sharp, Brittney	2012	Withrow, Jordan	2017-20
Derning, Alyson	2008	Lee, Jessica	2019-20	Short, Kerrie	2001-02	Wrinkle, Meghann	2017-18
DeSario, Amanda	2022	Lee, Peyton	2021	Simmons, Brandie	2009-10	Wood, Nyka	2015-18
Dickens, Cheryl	2000-03	Lindamood, Misti	2011	Siskowski, Kelly	1996-99	Zearfoss, Lauren	2008-09
Dickerson, Jordan	2021	Ling, Morgan	2017-20	Smith, Amanda	2004-06	Zuehl, Kristen	2019-21
Dieterich, Rachel	2011	Locke, Stephanie	2002	Smith, Katie	2010-11		
Dobbs, Kasi	2005-07	Lockwood, Cathy	1996				
Drummond, Leslee	1998-99	Lovejoy, Jami	2002-03				
Dumas, Brittany	2011-12	Matthews, Chelsea	2001				
Dunbar, Makenzie	2021-22	Mauldin, Bailee	2012-14				
Dunn, Amy	1998-01	Maupin, Jennifer	1996-99				
Durante, Megan	2017-18	Mayo, Hannah	2022				
Eldridge, Meagan	2008,10	Mayse, Melody	2013-16				
Ellett, Chyanne	2022	Medford, Morgan	2020-22				
Enfield, Jennie	1998	Mehl, Laura	2008				
Erwin, Kallie	2021	Menchaca, Erika	2014-15				
Faulk, Nikki	1998	Mendoza, Kendra	2014				
Fentress, Randi	2011-14	Michelli, Brie	2022				
Ferguson, Kennedy	2022	Molk, Betty	1996				
Findorak, Ashley	2014	Moore, Laniedra	2002				
Fitzgerald, Taylor	2015-16	Moore, Lindsay	2004-07				
Flores, Marisa	2017-18	Moore, Stephanie	2005-06				
Floyd, Cheyenne	2021	Morton, Lauren	2001-04				
Freitas, Eryn	2011-14	Mullendore, Avery	2016-17				
Freyman, Haley	2015-18	Myers, Eva	2021				
Gabbert, Amy	2009-11	Norris, Julie	2009-10				
Gajdica, Robyn	2017	Nunes, Paige	2022				
Garza, Monica	2003-04	Nunley, Dorian	2009				
Gayle, Kelli	2006-08	Oliver, Breigh-Ann	2021				
Geeslin, Carla	2001-04	Orf, Alexandria	2011-12				


KRISTEN ZUEHL



PLAYER OF THE WEEK AWARD HISTORY

LONE STAR CONFERENCE NCAA D2 HITTER OF THE WEEK (SINCE 1999)

Jennifer Maupin	3/8/99
Alicia Petersma	4/19/99
Gracie Villa	3/12/01
Gracie Villa (2)	3/19/01
Alicia Petersma (2)	4/16/01
Alicia Petersma (3)	2/25/02
Staci Greear	3/25/02
Monica Garza	4/1/03
Monica Garza* (2)	4/15/03
Brynn Kamenicky	4/22/03
Monica Garza	2/10/04
Monica Garza (2)	2/17/04
Neva Parrot	2/24/04
Monica Garza (3)	4/13/04
Amanda Smith	3/17/05
Brooke LaRue	4/10/07
Ashley Bray	5/2/07
Kelli Gayle	4/8/08
Brittnee Rice	4/17/08
Brittany Terry	3/23/09
Arianna Rodriguez	3/23/10
Arianna Rodriguez (2)	4/19/11
Arianna Rodriguez (3)	3/7/12
Katie Welborn*	3/20/12
Arianna Rodriguez (4)	2/13/13
Katelyn Conlee	2/10/15
Katelyn Conlee (2)	3/24/15
Erika Menchaca	4/6/15
Nyka Wood	3/7/17
Meghann Wrinkle	4/10/18
Georgia Capell	3/12/19
Georgia Capell (2)	4/23/19

* indicates NFCA National Hitter of the Week

LONE STAR CONFERENCE NCAA D2 PITCHER OF THE WEEK (SINCE 1999)

Caryn Holbrook	3/16/98
Carla Geeslin	2/26/01
Jill Ratliff	3/12/01
Carla Geeslin (2)	3/19/01
Carla Geeslin (3)	4/9/01
Carla Geeslin (4)	4/23/01
Brandie Row	4/15/02
Carla Geeslin (5)	4/8/03
Carla Geeslin (6)	4/15/03
A.J. Bristow	4/22/03
Carla Geeslin (7)	4/29/03
Carla Geeslin (8)	4/13/04
A.J. Bristow (2)	2/17/04
A.J. Bristow (3)	4/13/05
A.J. Bristow (4)	4/21/05
Shannon Anderson	3/9/06
Brooke Saulters	4/10/07
Brooke Saulters (2)	3/18/08
Brooke Saulters (3)	4/8/08
Brooke Saulters (4)	4/17/08
Brooke Saulters (5)	4/29/08
Julie Norris	3/10/09
Julie Norris (2)	5/4/10
Randi Fentress	3/2/12
Samantha Swanda	3/7/12
Samantha Swanda (2)	3/13/12
Brenna Hennan	2/13/13
Randi Fentress (2)	2/5/14
Brenna Hennan (2)	3/25/14
Haley Freyman	2/9/16
Haley Freyman (2)	4/12/16
Haley Freyman (3)	3/7/17
Haley Freyman (4)	4/4/17
Jordan Withrow	2/13/18
Jordan Withrow (2)	3/12/18
Megan Rosewell	3/19/18
Jordan Withrow (3)	3/26/18
Jordan Withrow (4)	4/2/18
Jordan Withrow (5)	4/9/19
Jordan Withrow (6)	3/10/20

WESTERN ATHLETIC CONFERENCE NCAA D1 HITTER OF THE WEEK (SINCE 2021)

Georgia Capell	3/7/22
Georgia Capell	4/11/22

WESTERN ATHLETIC CONFERENCE NCAA D1 PITCHER OF THE WEEK (SINCE 2021)

Julia Wernet	3/1/21
Julia Wernet	3/15/21
Tristan Bridges	4/12/21
Reagan Chism	4/11/22



TRISTAN BRIDGES



JORDAN WITHROW



GEORGIA CAPELL



ALL-TIME AWARD HISTORY

1997

All-Lone Star Conference South Division

Jennifer Cervenka, 2B, 1st Team, Aca.
Jennifer Maupin, DP, 1st Team
Heather Johnson, P, 1st Team, Aca.
Lora Watson, OF, 2nd Team
Heather Southard, P, 2nd Team
Jalayne Johnson, 3B, Hon. Mention, Aca.
Tiffany Johnson, 1B, Hon. Mention
Amy Trolinger, C, Hon. Mention

1998

NFCA All-America

Jennifer Maupin, DP, 3rd Team

NFCA All-South Central Region

Jennifer Maupin, DP, 1st Team
Heather Southard-Russell, P, 2nd Team

LSC South Division Coach of the Year

Julie Mata

All-Lone Star Conference South Division

Jennifer Cervenka, 2B, 1st Team, Aca.
Jalayne Rinewalt, 3B, 1st Team, Aca.
Jennifer Maupin, DP, 1st Team
Heather Southard-Russell, P, 1st Team
Leslee Drummond, C, 2nd Team
Lora Watson, OF, 2nd Team
Caryn Holbrook, P, 2nd Team, Aca.
Nikki Faulk, 1B, Hon. Mention
Kelly Siskowski, SS, Hon. Mention
Asheley Walker, OF, Hon. Mentio

GTE Aca. All-District 6

Jennifer Cervenka, 2B, 1st Team

1999

NFCA All-South Central Region

Alicia Petersma, DP, 2nd Team

All-Lone Star Conference South Division

Jennifer Cervenka, 2B, 1st Team
Jennifer Maupin, OF, 2nd Team
Jalayne Rinewalt, 3B, 2nd Team, Aca.
Asheley Walker, OF, 2nd Team
Caryn Holbrook, P, 2nd Team, Aca.
Jill Ratliff, P, 2nd Team
Kelly Siskowski, SS, Hon. Mention
Dinae Powell, 1B, Hon. Mention
Leslee Drummond, C, Hon. Mention
Amy Dunn, OF, Hon. Mention
Alicia Petersma, DP, Hon. Mention
Julia Tergerson, UT, Hon. Mention
Chae Pair, OF, Aca.

2000

All-Lone Star Conference South Division

Gracie Villa, 1B, 1st Team
Heather Browne, 2B, 1st Team
Alicia Petersma, DP, 1st Team
Lora Watson-Sykora, OF, 2nd Team
Jill Ratliff, P, 2nd Team, Aca.
Marcie Villa, OF, 2nd Team
Kristal Cannon, C, Hon. Mention

GTE Aca. All-District 6

Jill Ratliff, P, 1st Team

2001

NFCA All-America

Gracie Villa, 1B, 2nd Team

NFCA All-South Central Region

Carla Geeslin, P, 1st Team
Gracie Villa, 1B, 1st Team

LSC Freshman of the Year

Carla Geeslin, P

All-Lone Star Conference South Division

Carla Geeslin, P, 1st Team
Gracie Villa, 1B, 1st Team
Heather Browne, 2B, 1st Team, Aca.
Amie Kirkpatrick, C, 2nd Team, Aca.
Alicia Petersma, 3B, 2nd Team
Marcie Villa, OF, 2nd Team, LSC All-Tourn.

Staci Greear, OF, 2nd Team

Jill Ratliff, P, Hon. Mention, Aca.

Lauren Morton, DP, Hon. Mention

Verizon Aca. All-District 6

Jill Ratliff, P, 1st Team
Heather Browne, 2B, 2nd Team
Laura Castillo, DP, 2nd Team

2002

All-Lone Star Conference South Division

Alicia Petersma, UT, 1st Team
Staci Greear, OF, 1st Team
Carla Geeslin, P, 2nd Team
Lauren Morton, C, Hon. Mention
Jami Lovejoy, 3B, Hon. Mention
Jill Ratliff, P, 1st Team, Aca.

Verizon Aca. All-District 6

Jill Ratliff, P, 2nd Team

2003

NFCA All-South Central Region

Carla Geeslin, P, 1st Team
Monica Garza, OF, 1st Team

South Central Region All-Tournament

Monica Garza, OF

LSC South Division Coach of the Year

Julie Mata

LSC South Division Pitcher of the Year

Carla Geeslin

All-Lone Star Conference South Division

Monica Garza, OF, 1st Team
Carla Geeslin, P, 1st Team
Lauren Morton, C, 2nd Team, Aca.
Kristin Williams, 2B, 2nd Team
Brandie Row, DP, 2nd Team
Amy Bristow, P, Hon. Mention
Brynn Kamenicky, C, Hon. Mention
Cheryl Dickens, SS, Hon. Mention, Aca.
Neva Parrott, OF, Hon. Mention
Jami Lovejoy, UT, Hon. Mention

Verizon Aca. All-District 6

Lauren Morton, C, 2nd Team

2004

NFCA All-America

Monica Garza, OF, 1st Team

NFCA All-South Central Region

Monica Garza, OF, 1st Team
Carla Geeslin, P, 2nd Team

South Central Region All-Tournament

Monica Garza, OF

LSC Newcomer of the Year

Amanda Smith, IF

All-Lone Star Conference South Division

Monica Garza, OF, 1st Team, Aca.
Carla Geeslin, P, 2nd Team
Lauren Morton, 1B, 2nd Team, Aca.
Kristin Williams, 2B, 2nd Team
Amanda Smith, SS, 2nd Team
Neva Parrott, OF, 2nd Team
Brynn Kamenicky, C, Hon. Mention
Staci Greear, OF, Hon. Mention
Brandie Row, UT, Hon. Mention

2005

All-Lone Star Conference South Division

Amy Braquet, OF, 1st Team
A.J. Bristow, P, 2nd Team, Aca.
Brynn Kamenicky, C, 2nd Team
Brandie Row, 3B, 2nd Team
Amanda Smith, SS, 2nd Team
Kristin Williams, 2B, Hon. Mention
Jennifer Johnson, UT, Hon. Mention

2006

All-Lone Star Conference South Division

Brynn Kamenicky, C, 1st Team
Amy Braquet, OF, 2nd Team
Shannon Anderson, P, Hon. Mention
Amanda Smith, SS, Hon. Mention
Kelli Gayle, 3B, Hon. Mention
Ashley Bray, OF, Hon. Mention
Meredith Ward, UT, Aca.
Susana Rutledge, 1B, Aca.

2007

LSC Newcomer of the Year

Brooke Saulters, P

All-Lone Star Conference South Division

Nicole Cone, 2B, 1st Team, Aca.
Brooke Saulters, P, 2nd Team
Kelli Gayle, SS, 2nd Team
Ashley Bray, OF, 2nd Team, Aca.
Brooke LaRue, 3B, Hon. Mention

2008

NFCA All-South Central Region

Brooke Saulters, UT/P, First Team

Daktronics All-South Central Region

Brooke Saulters, P, Second Team

LSC South Division Co-Player of the Year

Kelli Gayle, SS

All-Lone Star Conference South Division

Brooke Saulters, P, 1st Team
Kelli Gayle, SS, 2nd Team, Aca.
Brittnee Rice, DP, 2nd Team
April Gonzalez, C, Hon. Mention
Laura Mehl, UT, Hon. Mention

2009

NFCA All-South Central Region

Brittnee Rice, DP, First Team

All-Lone Star Conference South Division

Brittnee Rice, DP, 1st Team
April Gonzalez, C, Hon. Mention
Brittany Terry, 3B, Hon. Mention
Julie Norris, UT., Hon. Mention
Tamra Bradley, 1B, Hon. Mention

2010

All-Lone Star Conference South Division

Julie Norris, UT./P, 1st Team, Aca.
Brittany Terry, 1B, 2nd Team
April Gonzalez, C, Hon. Mention
Arianna Rodriguez, SS, Hon. Mention

2011

All-Lone Star Conference South Division

Kelsey Latta, 2B, 2nd Team
Rebecca Wessels, OF, 2nd Team
Samantha Swanda, P, Hon. Mention
Arianna Rodriguez, SS, Hon. Mention
Katie Welborn, C, Hon. Mention
Brittany Dumas, C, Aca.

LSC Newcomer of the Year

Samantha Swanda, P

2012

NFCA All-American

Katie Welborn, UT, 2nd Team

NFCA All-South Central Region

Samantha Swanda, UT-P, 1st Team
Katie Welborn, UT, 1st Team

Daktronics All-South Central Region

Samantha Swanda, P, 2nd Team
Katie Welborn, UT, 2nd Team

All-Lone Star Conference

Samantha Swanda, P, 1st Team
Arianna Rodriguez, SS, 1st Team
Katie Welborn, UT, 1st Team, Aca.

LSC Gold Glove

Samantha Swanda, P

2013

All-Lone Star Conference

Arianna Rodriguez, SS, 2nd Team
Melody Mayse, OF, 3rd Team

LSC Gold Glove

Randi Fentress, P
Kelsey Latta, 2B

2014

All-Lone Star Conference

Katelyn Conlee, DP, 2nd Team
Melody Mayse, OF, 3rd Team
Mikayla Stogsdill, UT, 3rd Team



ALL-TIME AWARD HISTORY

2015

NFCA All-South Central Region

Katelyn Conlee, OF, 2nd Team

Daktronics All-South Central Region

Katelyn Conlee, OF, 2nd Team

All-Lone Star Conference

Nyka Wood, C, 1st Team

Erika Menchaca, 1B, 2nd Team

Haley Freyman, P, 2nd Team

Katelyn Conlee, OF, 2nd Team

Melody Mayse, OF, 3rd Team, Aca.

LSC Gold Glove

Erika Menchaca, 1B

2016

NFCA Top 50 PoY Watch List

Katelyn Conlee

NFCA All-America Scholar Athlete

Avery Mullendore

Melody Mayse

All-Lone Star Conference

Haley Freyman, P, 1st Team

Nyka Wood, C, 2nd Team

Katelyn Conlee, OF, 3rd Team

Melody Mayse, OF, 3rd Team, Aca.

2017

NFCA All-America Scholar Athlete

Megan Durante

Maddie Quintanar

Delaney Wayland

Morgan Ling

Savannah Stech

Mikayla Stogsdill

Alyssa Ringhausen

Nyka Wood

Jordan Withrow

Robyn Gajdica

All-Lone Star Conference

Nyka Wood, C, 1st Team

Haley Freyman, P, 2nd Team

Meghann Wrinkle, OF, 3rd Team

Maddie Quintanar, OF, 3rd Team

Avery Mullendore, SS, Aca.

LSC Gold Glove

Megan Durante, 1B

Meghann Wrinkle, OF

2018

NFCA All-America

Georgia Capell, DP, 3rd Team

FastpitchNews.com All-America

Jordan Withrow, P, Hon. Mention

NFCA S.C. Region Freshman of Year

Georgia Capell, DP

NFCA All-Region

Megan Durante, UT, 2nd Team

Jordan Withrow, P, 2nd Team

Georgia Capell, DP, 2nd Team

D2CCA All-Region

Jordan Withrow, P, 1st Team

Megan Durante, UT, 2nd Team

Georgia Capell, DP, 2nd Team

Tanna Huie, OF, 2nd Team

Meghann Wrinkle, OF, 2nd Team

LSC Pitcher of the Year

Jordan Withrow

LSC Newcomer of the Year

Tanna Huie

LSC Freshman of the Year

Georgia Capell

LSC Academic Player of the Year

Jordan Withrow

All-Lone Star Conference

Jordan Withrow, P, 1st Team, Aca.

Georgia Capell, DP, 1st Team

Tanna Huie, OF, 1st Team

Nyka Wood, C, 2nd Team

Meghann Wrinkle, OF, 2nd Team

Megan Durante, UT, 2nd Team, Aca.

Karli Herron, 3B, 2nd Team

Megan Rosewell, P, 3rd Team

Marisa Flores, 2B, 3rd Team

LSC Gold Glove

Megan Durante, 1B

Marisa Flores, 2B

CoSIDA Academic All-District

Megan Durante, UT

Jordan Withrow, P

2019

NFCA Top 25 PoY Watch List

Georgia Capell

NFCA Top 50 PoY Watch List

Georgia Capell

Tanna Huie

NFCA All-America

Georgia Capell, OF, 2nd Team

D2CCA All-America

Georgia Capell, OF, 2nd Team

FastpitchNews.com Preseason All-America

Jordan Withrow, P

Georgia Capell, OF

NFCA All-Region

Tanna Huie, OF, 1st Team

Georgia Capell, OF, 1st Team

D2CCA All-Region

Jordan Withrow, P, 1st Team

Georgia Capell, OF, 1st Team

Tanna Huie, OF, 1st Team

LSC Academic Player of the Year

Jordan Withrow

All-Lone Star Conference

Jordan Withrow, P, 1st Team, Aca.

Georgia Capell, OF, 1st Team, Aca.

Tanna Huie, OF, 1st Team

Destiny Crumpley, DP, 1st Team

Karli Herron, 3B, 2nd Team

Amanda Conner, 1B, 2nd Team

Morgan Ling, C, Hon. Mention

LSC Gold Glove

Jordan Withrow, P

CoSIDA Academic All-District

Megan Durante, UT

Jordan Withrow, P

2020

NFCA Top 50 PoY Watch List

Georgia Capell

Jordan Withrow

2021

Preseason All-WAC

Georgia Capell

Destiny Crumpley

All-Western Athletic Conference

Georgia Capell, OF, Hon. Mention, Aca.

Katy Schaefer, 3B, Hon. Mention, Aca.

Jordan Dickerson, 2B, Hon. Mention, Aca.

Bailee Riggs, OF, Hon. Mention, Aca.

Tristan Bridges, Aca.

Alexis Hoang, Aca.

Morgan Medford, Aca.

Miranda Pruitt, Aca.

Hallie Saintignan, Aca.

Destiny Salinas, Aca.

Julia Wernet, Aca.

NFCA All-America Scholar Athlete

Tristan Bridges

Lexi Burchfield

Georgia Capell

Shelby Carter

Makenzie Dunbar

Cheyenne Floyd

Madison Goin

Alexis Hoang

Morgan Medford

Serena Perez

Miranda Pruitt

Bailee Riggs

Hallie Saintignan

Leah Taylor

Julia Wernet

Kristen Zuehl

2022

All-Western Athletic Conference

Georgia Capell, OF, 1st Team

Morgan Medford, SS, 2nd Team



KATY SCHAEFER



ALL-TIME ATHLETIC AWARD HISTORY

SHANNON ANDERSON Hon. Mention All-LSC (2006)	MARISA FLORES 3rd Team All-LSC (2018) LSC Gold Glove (2018)	JENNIFER MAUPIN TARLETON HALL OF FAME NFC A All-American (1998) NFC A All-Region 1st Team (1998) 1st Team All-LSC (1997-98) 2nd Team All-LSC (1999)	HEATHER SOUTHARD-RUSSELL NFC A All-Region (1998) 1st Team All-LSC (1998) 2nd Team All-LSC (1997)
TAMRA BRADLEY Hon. Mention All-LSC (2009)	MONICA GARZA TARLETON HALL OF FAME NFC A All-American (2004) NFC A All-Region 1st Team (2003-04) SC Region All-Tournament (2003-04) 1st Team All-LSC (2003-04)	MELODY MAYSE 3rd Team All-LSC (2013-16)	MIKAYLA STOGSDILL 3rd Team All-LSC (2014)
AMY BRAQUET 1st Team All-LSC (2005)	KELLI GAYLE LSC South Player of the Year (2008) 2nd Team All-LSC (2007-08) Hon. Mention All-LSC (2006)	MORGAN MEDFORD 2nd Team All-WAC (2022)	SAMANTHA SWANDA NFC A All-Region 1st Team (2012) Daktronics All-Region 2nd Team (2012) LSC Newcomer of the Year (2011) 1st Team All-LSC (2012) Hon. Mention All-LSC (2011) LSC Gold Glove (2012)
ASHLEY BRAY Hon. Mention All-LSC (2006) 2nd Team All-LSC (2007)	CARLA GEESLIN TARLETON HALL OF FAME NFC A All-Region 1st Team (2001, 03) NFC A All-Region 2nd Team (2004) LSC Pitcher of the Year (2003) LSC Freshman of the Year (2001) 1st Team All-LSC (2001, 03) 2nd Team All-LSC (2002, 04)	LAURA MEHL Hon. Mention All-LSC (2008)	JULIA TERGERSON Hon. Mention All-LSC (1999)
A.J. BRISTOW Hon. Mention All-LSC (2003) 2nd Team All-LSC (2005)	APRIL GONZALEZ Hon. Mention All-LSC (2008-10)	ERIKA MENCHACA 2nd Team All-LSC LSC Gold Glove	BRITTANY TERRY 2nd Team All-LSC (2010) Hon. Mention All-LSC (2009)
HEATHER BROWNE 1st Team All-LSC (2000-01) Verizon Academic All-District 2nd Team (2001)	STACI GREAR 1st Team All-LSC (2002) 2nd Team All-LSC (2001) Hon. Mention All-LSC (2004)	LAUREN MORTON 2nd Team All-LSC (2003-04) Hon. Mention All-LSC (2001-02)	AMY TROLINGER Hon. Mention All-LSC (1997)
KRYSTAL CANNON Hon. Mention All-LSC (2000)	HALEY FREYMAN 1st Team All-LSC (2016) 2nd Team All-LSC (2015, 17)	JULIE NORRIS 1st Team All-LSC (2010) Hon. Mention All-LSC (2009)	GRACIE VILLA TARLETON HALL OF FAME NFC A All-American 2nd Team (2001) NFC A All-Region 1st Team (2001) 1st Team All-LSC (2000-01)
GEORGIA CAPELL NFC A All-America 3rd Team (2018) NFC A S.C. Region Freshman of the Year (2018) NFC A All-Region 2nd Team (2018) D2CCA All-Region 2nd Team (2018) LSC Freshman of the Year (2018) 1st Team All-LSC (2018-19) NFC A Top 50 PoY Watch List (2019-20) NFC A Top 25 PoY List (2019) NFC A All-America 2nd Team (2019) D2CCA All-America 2nd Team (2019) FastpitchNews.com Preseason All-America (2019) NFC A All-Region 1st Team (2019) D2CCA All-Region 1st Team (2019) Preseason All-WAC (2021) Hon. Mention All-WAC (2021) 1st Team All-WAC (2022)	KARLI HERRON 2nd Team All-LSC (2018-19)	NEVA PARROT 2nd Team All-LSC (2004) Hon. Mention All-LSC (2003)	MARCIE VILLA TARLETON HALL OF FAME 2nd Team All-LSC (2000-01) LSC All-Tournament (2001)
JENNIFER CERVENKA 1st Team All-LSC (1997-99)	CARYN HOLBROOK 2nd Team All-LSC (1998-99)	ALICIA PETERSMA NFC A All-Region 2nd Team (1999) 1st Team All-LSC (2000, 02) 2nd Team All-LSC (2001) Hon. Mention All-LSC (1999)	ASHELEY WALKER 2nd Team All-LSC (1999) Hon. Mention All-LSC (1998)
NICOLE CONE 1st Team All-LSC (2007)	TANNA HUIE NFC A Top 50 PoY Watch List (2019) NFC A All-Region 1st Team (2019) D2CCA All-Region 1st Team (2019) D2CCA All-Region 2nd Team (2018) LSC Newcomer of the Year (2018) 1st Team All-LSC (2018-19)	DINAE POWELL Hon. Mention All-LSC (1999)	LORA WATSON-SYKORA 2nd Team All-LSC (1997-98, 00)
AMANDA CONNER 2nd Team All-LSC (2019)	KARLYNE JOHNSON-RINEWALT 1st Team All-LSC (1998) 2nd Team All-LSC (1999) Hon. Mention All-LSC (1997)	MADDIE QUINTANAR 3rd Team All-LSC (2017)	KATIE WELBORN NFC A All-American (2012) NFC A All-Region 1st Team (2012) Daktronics All-Region 2nd Team (2012) 1st Team All-LSC (2012) Hon. Mention All-LSC (2011)
KATELYN CONLEE 2nd Team All-LSC (2014-15) NFC A All-Region 2nd Team (2015) Daktronics All-Region 2nd Team (2015) NFC A Top 50 PoY Watch List (2016) 3rd Team All-LSC (2016)	HEATHER JOHNSON 1st Team All-LSC (1997) Academic All-LSC (1997)	BRITTNEE RICE NFC A All-Region 1st Team (2009) 1st Team All-LSC (2009) 2nd Team All-LSC (2008)	JULIA WERNET Academic All-WAC (2021)
DESTINY CRUMPLEY 1st Team All-LSC (2019) Preseason All-WAC (2021)	TIFFANY JOHNSON Hon. Mention All-LSC (1997)	BAILEE RIGGS Hon. Mention All-WAC (2021)	REBECCA WESSELS 2nd Team All-LSC (2011)
CHERYL DICKENS Hon. Mention All-LSC (2003)	BRYNN KAMENICKY 1st Team All-LSC (2006) 2nd Team All-LSC (2005) Hon. Mention All-LSC (2003-04)	ARIANNA RODRIGUEZ 1st Team All-LSC (2012) 2nd Team All-LSC (2013) Hon. Mention All-LSC (2010-11)	KRISTIN WILLIAMS 2nd Team All-LSC (2003-04) Hon. Mention All-LSC (2005)
JORDAN DICKERSON Hon. Mention All-WAC (2021)	AMIE KIRKPATRICK 2nd Team All-LSC (2001)	MEGAN ROSEWELL 3rd Team All-LSC (2018)	JORDAN WITHROW NFC A Top 50 PoY Watch List (2020) FPN.com Hon. Mention All-America (2018) NFC A All-Region 2nd Team (2018) D2CCA All-Region 1st Team (2018-19) LSC Pitcher of the Year (2018) 1st Team All-LSC (2018-19)
LESLEE DRUMMOND 2nd Team All-LSC (1998) Hon. Mention All-LSC (1999)	BROOKE LARUE Hon. Mention All-LSC (2007)	BRANDIE ROW 2nd Team All-LSC (2003, 05) Hon. Mention All-LSC (2004)	NYKA WOOD 1st Team All-LSC (2015, 17) 2nd Team All-LSC (2016, 18)
MEGAN DURANTE NFC A All-Region 2nd Team (2018) D2CCA All-Region 2nd Team (2018) 2nd Team All-LSC (2018) LSC Gold Glove (2017-18)	KELSEY LATTA 2nd Team All-LSC (2011) LSC Gold Glove (2013)	BROOKE SAULTERS NFC A All-Region 1st Team (2008) Daktronics All-Region 2nd Team (2008) LSC Newcomer of the Year (2007) 1st Team All-LSC (2008) 2nd Team All-LSC (2007)	MEGHANN WRINKLE D2CCA All-Region 2nd Team (2018) 2nd Team All-LSC (2018) 3rd Team All-LSC (2017) LSC Gold Glove (2017)
AMY DUNN Hon. Mention All-LSC (1999)	MORGAN LING 3rd Team All-LSC (2019)	KATY SCHAEFER Hon. Mention All-WAC (2021)	
NIKKI FAULK Hon. Mention All-LSC (1998)	JAMI LOVEJOY Hon. Mention All-LSC (2002-03)	KELLY SISKOWSKI Hon. Mention All-LSC (1998-99)	
RANDI FENTRESS LSC Gold Glove (2013)		AMANDA SMITH LSC Newcomer of the Year (2004) 2nd Team All-LSC (2004-05) Hon. Mention All-LSC (2006)	

ALL-AMERICANS



JENNIFER MAUPIN



1998 NFCA ALL-AMERICA THIRD TEAM

#11
JUNIOR
OF
LOCKHART, TX

AVG	OPS	GP-GS	AB	R	H
.391	1.048	50-49	169	36	66
2B	3B	HR	RBI	TB	SLG%
8	6	7	43	107	.633
BB	HBP	SO	GDP	OB%	SB-ATT
8	1	9	0	.414	4-4




GRACIE VILLA



2001 NFCA ALL-AMERICA SECOND TEAM

#12
SENIOR
1B
MIDLAND, TX

AVG	OPS	GP-GS	AB	R	H
.361	1.071	54-54	169	26	61
2B	3B	HR	RBI	TB	SLG%
10	2	13	46	114	.675
BB	HBP	SO	GDP	OB%	SB-ATT
11	1	29	1	.397	0-1



MONICA GARZA



2004 NFCA ALL-AMERICA FIRST TEAM

#8
SENIOR
OF
MCCALLEN, TX

AVG	OPS	GP-GS	AB	R	H
.479	1.369	47-47	144	34	69
2B	3B	HR	RBI	TB	SLG%
15	2	9	58	115	.799
BB	HBP	SO	GDP	OB%	SB-ATT
30	2	13	0	.571	1-2



KATIE WELBORN



2012 NFCA ALL-AMERICA SECOND TEAM

#20
SENIOR
UT
N. RICHLAND HILLS, TX

AVG	OPS	GP-GS	AB	R	H
.386	1.217	51-51	158	32	61
2B	3B	HR	RBI	TB	SLG%
11	0	15	44	117	.741
BB	HBP	SO	GDP	OB%	SB-ATT
28	1	19	0	.476	0-0



ALL-AMERICANS



GEORGIA

CAPELL



2018 NFCA ALL-AMERICA THIRD TEAM

#17
FRESHMAN
DP
MIDLOTHIAN, TX

AVG	OPS	GP-GS	AB	R	H
.397	1.271	58-57	179	59	71
2B	3B	HR	RBI	TB	SLG%
20	1	17	53	144	.804
BB	HBP	SO	GDP	OB%	SB-ATT
16	11	24	0	.467	0-0



JORDAN

WITHROW



2018 FASTPITCHNEWS.COM ALL-AMERICA HONORABLE MENTION

#24
SOPHOMORE
RHP
TRENTON, TX

ERA	WHIP	W-L	APP-GS	CG	SHO
2.88	1.25	26-6	42-34	25	6-0
SV	IP	H	R	ER	BB
1	221.1	165	101	91	112
SO	2B	3B	HR	AVG	HBP
252	27	2	29	.209	22



GEORGIA

CAPELL



2019 NFCA ALL-AMERICA SECOND TEAM • D2CCA ALL-AMERICA SECOND TEAM

#17
SOPHOMORE
OF
MIDLOTHIAN, TX

AVG	OPS	GP-GS	AB	R	H
.387	1.317	55-55	163	57	63
2B	3B	HR	RBI	TB	SLG%
17	0	18	68	134	.822
BB	HBP	SO	GDP	OB%	SB-ATT
25	14	18	1	.495	5-7



ALL-TIME CAREER RECORDS

GAMES PLAYED		
Player	Seasons	GP
1. Georgia Capell	2018-22	244
2. Nyka Wood	2015-18	227
3. Melody Mayse	2013-16	209
4. Staci Greear	2001-04	204
5. Alicia Petersma	1999-02	203
6. April Gonzalez	2007-10	200
7. Brynn Kamenicky	2003-06	196
8. Arianna Rodriguez	2010-13	194
9. Lauren Morton	2001-04	191
10. Two Players		184

BATTING AVERAGE (MIN. 300 ABS)		
Player	Seasons	AVG
1. Monica Garza	2003-04	.423
2. Tanna Huie	2018-19	.404
3. Katelyn Conlee	2013-16	.387
4. Georgia Capell	2018-22	.374
5. Nyka Wood	2015-18	.374
6. Megan Durante	2017-18	.367
7. Meghann Wrinkle	2017-18	.367
8. Amanda Smith	2004-06	.361
9. Kelli Gayle	2006-08	.361
10. Jennifer Maupin	1996-99	.353

SLUGGING PERCENTAGE (MIN. 300 ABS)		
Player	Seasons	SLG
1. Monica Garza	2003-04	.763
2. Georgia Capell	2018-22	.753
3. Samantha Swanda	2011-12	.700
4. Tanna Huie	2018-19	.698
5. Karli Herron	2018-19	.636
6. Arianna Rodriguez	2010-13	.634
7. Megan Durante	2017-18	.627
8. Katelyn Conlee	2013-16	.613
9. Gracie Villa	2000-01	.612
10. Jennifer Maupin	1996-99	.570

ON BASE PERCENTAGE (MIN. 300 ABS)		
Player	Seasons	OBP
1. Monica Garza	2003-04	.503
2. Tanna Huie	2018-19	.494
3. Georgia Capell	2018-22	.470
4. Katelyn Conlee	2013-16	.470
5. Megan Durante	2017-18	.462
6. Nyka Wood	2015-18	.455
7. Savannah Stech	2015-17	.439
8. Kelli Gayle	2006-08	.427
9. April Gonzalez	2007-10	.419
10. Karli Herron	2018-19	.410

AT BATS		
Player	Seasons	AB
1. Melody Mayse	2013-16	740
2. Georgia Capell	2018-22	736
3. Nyka Wood	2015-18	690
4. Arianna Rodriguez	2010-13	612
5. Alicia Petersma	1999-02	607
6. Brynn Kamenicky	2003-06	604
7. Staci Greear	2001-04	602
8. Kristin Williams	2002-05	594
9. Nicole Cone	2006-09	547
10. Jennifer Maupin	1996-99	521

DOUBLES		
Player	Seasons	2B
1. Georgia Capell	2018-22	66
2. Nyka Wood	2015-18	56
3. Alicia Petersma	1999-02	49
4. Arianna Rodriguez	2010-13	47
5. Katelyn Conlee	2013-16	40
6. Monica Garza	2003-04	31
7. Nicole Cone	2006-09	31
8. Staci Greear	2001-04	30
9. Jennifer Maupin	1996-99	30
10. Two Players		29

STRIKEOUTS		
Player	Seasons	K
1. Alicia Petersma	1999-02	126
2. Georgia Capell	2018-22	107
3. Melody Mayse	2013-16	102
4. Heather Browne	2000-01	97
5. Amy Dunn	1998-01	97
6. Staci Greear	2001-04	96
7. Brittany Terry	2007-10	91
8. Amanda Smith	2004-06	84
9. Neva Parrott	2011-14	82
10. Katelyn Conlee	2013-16	81

STOLEN BASES		
Player	Seasons	SB
1. Melody Mayse	2013-16	86
2. Amanda Smith	2004-06	72
3. Rebecca Wessels	2010-11	66
4. Meredith Ward	2003-06	55
5. Amy Dunn	1998-01	53
6. Kelli Gayle	2006-08	50
7. Meghann Wrinkle	2017-18	43
8. Staci Greear	2001-04	41
9. Neva Parrott	2003-04	39
10. Cheryl Dickens	2000-03	39

RUNS SCORED		
Player	Seasons	R
1. Georgia Capell	2018-22	224
2. Melody Mayse	2013-16	175
3. Arianna Rodriguez	2010-13	150
4. Alicia Petersma	1999-02	128
5. Kristin Williams	2002-05	128
6. Staci Greear	2001-04	115
7. Katelyn Conlee	2013-16	110
8. Savannah Stech	2015-17	110
9. Kelli Gayle	2006-08	109
10. Amanda Smith	2004-06	103

TRIPLES		
Player	Seasons	3B
1. Melody Mayse	2013-16	31
2. Jennifer Maupin	1996-99	16
3. Kelli Gayle	2006-08	13
4. Jennifer Cervenka	1996-99	12
5. Heather Browne	2000-01	10
6. Kelly Siskowski	1996-99	9
7. Neva Parrott	2003-04	9
8. Lora Sykora	1997-00	8
9. Kristin Williams	2002-05	8
10. Kristen Zuehl	2019-21	7

WALKS		
Player	Seasons	BB
1. Georgia Capell	2018-22	86
2. Savannah Stech	2015-17	83
3. Alicia Petersma	1999-02	83
4. Nyka Wood	2015-18	82
5. Katelyn Conlee	2013-16	75
6. Staci Greear	2001-04	64
7. Kelsey Latta	2011-14	61
8. Kelly Siskowski	1996-99	56
9. Kristin Williams	2002-05	56
10. Tamra Bradley	2006-09	55

STOLEN BASE ATTEMPTS		
Player	Seasons	SBA
1. Melody Mayse	2013-16	99
2. Amanda Smith	2004-06	79
3. Rebecca Wessels	2010-11	75
4. Amy Dunn	1998-01	66
5. Meredith Ward	2003-06	62
6. Kelli Gayle	2006-08	62
7. Neva Parrott	2003-04	49
8. Cheryl Dickens	2000-03	48
9. Kristin Williams	2002-05	47
10. Multiple Players		46

HITS		
Player	Seasons	H
1. Georgia Capell	2018-22	275
2. Melody Mayse	2013-16	260
3. Nyka Wood	2015-18	258
4. Arianna Rodriguez	2010-13	208
5. Alicia Petersma	1999-02	192
6. Jennifer Maupin	1996-99	184
7. Kristin Williams	2002-05	183
8. Brynn Kamenicky	2003-06	181
9. Katelyn Conlee	2013-16	176
10. Staci Greear	2001-04	175

HOME RUNS		
Player	Seasons	HR
1. Georgia Capell	2018-22	69
2. Arianna Rodriguez	2010-13	41
3. Alicia Petersma	1999-02	31
4. Samantha Swanda	2011-12	31
5. Brittnee Rice	2008-09	27
6. Karli Herron	2018-19	26
7. Tanna Huie	2018-19	25
8. Katie Welborn	2011-12	24
9. Monica Garza	2003-04	23
10. Nyka Wood	2015-18	22

HIT BY PITCH		
Player	Seasons	HBP
1. Georgia Capell	2018-22	56
2. April Gonzalez	2007-10	47
3. Nyka Wood	2015-18	36
4. Arianna Rodriguez	2010-13	29
5. Tanna Huie	2018-19	20
6. Katelyn Conlee	2013-16	17
7. Karli Herron	2018-19	17
8. Kelsey Latta	2011-14	17
9. McKaylee Pittman	2012-13	16
10. Megan Durante	2017-18	15
11. Three Players		14

STOLEN BASE PERCENTAGE (MIN. 30 ATT.)		
Player	Seasons	SB%
1. Meghann Wrinkle	2017-18	.956
2. Amanda Smith	2004-06	.911
3. Staci Greear	2001-04	.891
4. Meredith Ward	2003-06	.887
5. Rebecca Wessels	2010-11	.880
6. Melody Mayse	2013-16	.869
7. Lora Sykora	1997-00	.829
8. Jennifer Cervenka	1996-99	.826
9. Cheryl Dickens	2000-03	.813
10. Kelli Gayle	2006-08	.806

RUNS BATTED IN		
Player	Seasons	RBI
1. Georgia Capell	2018-22	215
2. Nyka Wood	2015-18	191
3. Arianna Rodriguez	2010-13	149
4. Alicia Petersma	1999-02	129
5. Katelyn Conlee	2013-16	108
6. Monica Garza	2003-04	107
7. Melody Mayse	2013-16	105
8. Jennifer Maupin	1996-99	104
9. Destiny Crumpley	2018-21	103
10. Nicole Cone	2006-09	102

TOTAL BASES		
Player	Seasons	TB
1. Georgia Capell	2018-22	554
2. Arianna Rodriguez	2010-13	388
3. Melody Mayse	2013-16	384
4. Nyka Wood	2015-18	382
5. Alicia Petersma	1999-02	342
6. Jennifer Maupin	1996-99	297
7. Katelyn Conlee	2013-16	279
8. Monica Garza	2003-04	242
9. Nicole Cone	2006-09	236
10. Two Players		231

SACRIFICE HITS		
Player	Seasons	SH
1. Nyka Wood	2015-18	49
2. Stacie Greear	2001-04	42
3. Jennifer Cervenka	1996-99	38
4. Lauren Morton	2001-04	36
5. Nicole Cone	2006-09	34
6. Lindsay Moore	2004-07	33
7. Arianna Rodriguez	2010-13	29
8. Lora Sykora	1997-00	27
9. Brynn Kamenicky	2003-06	27
10. Amanda Smith	2004-06	27



ALL-TIME CAREER RECORDS

PITCHING APPEARANCES

Player	Seasons	AP
1. Haley Freyman	2015-18	139
2. Carla Geeslin	2001-04	137
3. Randi Fentress	2011-14	124
Jill Ratliff	1999-02	124
5. Jordan Withrow	2017-20	119
6. A.J. Bristow	2003-05	108
7. Caryn Holbrook	1997-00	104
8. TRISTAN BRIDGES	2019-22	96
9. Brooke Saulters	2007-08	78
10. Julia Wernet	2018-22	68

EARNED RUN AVERAGE (MIN. 200 INN.)

Player	Seasons	ERA
1. Carla Geeslin	2001-04	1.57
2. Heather Russell	1997-98	1.77
3. Heather Johnson	1996-97	1.88
4. Caryn Holbrook	1997-00	1.98
5. Jill Ratliff	1999-02	2.11
6. Jordan Withrow	2017-20	2.31
7. Brooke Saulters	2007-08	2.48
8. Lauren Zearfoss	2008-09	2.67
9. A.J. Bristow	2003-05	2.73
10. Julie Norris	2009-10	2.79

WALKS

Player	Seasons	BB
1. Jordan Withrow	2017-20	344
2. TRISTAN BRIDGES	2019-22	312
3. Randi Fentress	2011-14	297
4. Haley Freyman	2015-18	241
5. Jill Ratliff	1999-02	198
6. Caryn Holbrook	1997-00	167
7. Brenna Hennan	2013-15	159
8. Samantha Swanda	2011-12	157
9. Carla Geeslin	2001-04	148
10. A.J. Bristow	2003-05	132

ERRORS

Player	Seasons	E
1. Cheryl Dickens	2000-03	92
2. Kelli Gayle	2006-08	79
3. Kelly Siskowski	1996-99	62
4. Arianna Rodriguez	2010-13	58
5. Amanda Smith	2004-06	56
6. Brittany Terry	2007-10	48
7. Nicole Cone	2006-09	42
Jalayne Rinewalt	1996-99	42
9. April Gonzalez	2007-10	40
10. Delaney Wayland	2015-17	39

GAMES STARTED

Player	Seasons	GS
1. Haley Freyman	2015-18	94
2. Jill Ratliff	1999-02	93
3. Jordan Withrow	2017-20	91
4. Carla Geeslin	2001-04	87
5. Caryn Holbrook	1997-00	85
9. TRISTAN BRIDGES	2019-22	81
6. Randi Fentress	2011-14	73
7. A.J. Bristow	2003-05	70
8. Brooke Saulters	2007-08	60
10. Two Players		52

SAVES

Player	Seasons	SV
1. Carla Geeslin	2001-04	9
2. Jordan Withrow	2017-20	6
3. Haley Freyman	2015-18	6
4. Caryn Holbrook	1997-00	5
Kerrie Short	2001-02	5
Heather Johnson	1996-97	4
Jill Ratliff	1999-02	4
A.J. Bristow	2003-05	4
9. Three Players		3

HIT BY PITCH

Player	Seasons	HBP
1. Jordan Withrow	2017-20	61
2. TRISTAN BRIDGES	2019-22	55
3. Haley Freyman	2015-18	42
4. Brooke Saulters	2007-08	35
Lauren Zearfoss	2008-09	34
6. Randi Fentress	2011-14	33
Carla Geeslin	2001-04	32
8. Samantha Swanda	2011-12	31
9. Tamra Bradley	2006-09	28
10. A.J. Bristow	2003-05	25

FIELDING PERCENTAGE (MIN. 300 CHANCES)

Player	Seasons	FID
1. Megan Durante	2017-18	.991
2. Erika Menchaca	2014-15	.990
3. Amanda Conner	2016-19	.988
4. Amber Sotelo	2011-12	.986
5. Rebeka Allen	2015-16	.985
Brynn Kamenicky	2003-06	.985
7. Nyka Wood	2015-18	.983
8. April Gonzalez	2007-10	.978
9. Lauren Morton	2001-04	.977
Tamra Bradley	2006-09	.977

INNINGS PITCHED

Player	Seasons	IP
1. Haley Freyman	2015-18	678.0
2. Carla Geeslin	2001-04	647.1
3. Jordan Withrow	2017-20	608.0
4. Randi Fentress	2011-14	563.0
5. Jill Ratliff	1999-02	558.0
6. Caryn Holbrook	1997-00	554.0
7. A.J. Bristow	2003-05	474.0
8. TRISTAN BRIDGES	2019-22	459.2
9. Brooke Saulters	2007-08	423.0
10. Samantha Swanda	2011-12	356.2

WINS

Player	Seasons	W
1. Jordan Withrow	2017-20	71
2. Haley Freyman	2015-18	67
3. Carla Geeslin	2001-04	62
4. Jill Ratliff	1999-02	50
5. A.J. Bristow	2003-05	46
6. Caryn Holbrook	1997-00	44
7. Randi Fentress	2011-14	42
8. Brooke Saulters	2007-08	40
9. TRISTAN BRIDGES	2019-22	35
10. Samantha Swanda	2011-12	27

WILD PITCHES

Player	Seasons	WP
1. Samantha Swanda	2011-12	43
2. Randi Fentress	2011-14	34
3. Brooke Saulters	2007-08	25
4. Haley Freyman	2015-18	23
5. Caryn Holbrook	1997-00	21
6. Jordan Withrow	2017-20	20
7. A.J. Bristow	2003-05	19
8. TRISTAN BRIDGES	2019-22	14
Julia Wernet	2018-22	14
Tamra Bradley	2006-09	14

COMPLETE GAMES

Player	Seasons	CG
1. Haley Freyman	2015-18	67
2. Jordan Withrow	2017-20	65
3. Caryn Holbrook	1997-00	50
4. Carla Geeslin	2001-04	49
5. Randi Fentress	2011-14	46
6. TRISTAN BRIDGES	2019-22	45
7. Jill Ratliff	1999-02	41
Brooke Saulters	2007-08	41
9. Julie Norris	2009-10	34
10. Heather Johnson	1996-97	33

WINNING PERCENTAGE (MIN. 30 GAMES)

Player	Seasons	W%
1. Jordan Withrow	2017-20	.789
2. Haley Freyman	2015-18	.609
3. Heather Russell	1997-98	.605
4. Julia Wernet	2018-22	.556
5. Brooke Saulters	2007-08	.513
6. Randi Fentress	2011-14	.506
7. Carla Geeslin	2001-04	.453
8. Lauren Zearfoss	2008-09	.431
9. A.J. Bristow	2003-05	.426
10. Caryn Holbrook	1997-00	.423

PUTOUTS

Player	Seasons	PO
1. Brynn Kamenicky	2003-06	1027
2. Tamra Bradley	2006-09	984
3. Nyka Wood	2015-18	948
4. April Gonzalez	2007-10	912
5. Lauren Morton	2001-04	776
6. Megan Durante	2017-18	726
7. Erika Menchaca	2014-15	641
8. Brittany Terry	2007-10	621
9. Tiffany Johnson	1996-97	593
10. Rebeka Allen	2015-16	451

COMPLETE-GAME SHUTOUTS


Player	Seasons	SHO
1. Carla Geeslin	2001-04	23
2. Jordan Withrow	2017-20	20
3. Haley Freyman	2015-18	12
Jill Ratliff	1999-02	12
5. TRISTAN BRIDGES	2019-22	8
Caryn Holbrook	1997-00	8
7. Brenna Hennan	2013-15	7
Brooke Saulters	2007-08	7
Samantha Swanda	2011-12	7
Heather Johnson	1996-97	6

STRIKEOUTS

Player	Seasons	K
1. Jordan Withrow	2017-20	676
2. Carla Geeslin	2001-04	521
3. Randi Fentress	2011-14	445
4. Caryn Holbrook	1997-00	384
5. Samantha Swanda	2011-12	349
6. Haley Freyman	2015-18	333
7. TRISTAN BRIDGES	2019-22	320
Brooke Saulters	2007-08	320
9. A.J. Bristow	2003-05	280
10. Jill Ratliff	1999-02	276

ASSISTS

Player	Seasons	A
1. Kelly Siskowski	1996-99	367
2. Nicole Cone	2006-09	358
3. Cheryl Dickens	2000-03	343
4. Jennifer Cervenka	1996-99	330
5. Arianna Rodriguez	2010-13	322
6. Jalayne Rinewalt	1996-99	296
7. Savannah Stech	2015-17	288
8. April Gonzalez	2007-10	280
9. Delaney Wayland	2015-17	263
10. MORGAN MEDFORD	2020-22	257


TRISTAN BRIDGES



TWO-YEAR CAREER RECORDS

GAMES PLAYED		
Player	Seasons	GP
1. Megan Durante	2017-18	116
2. Marisa Flores	2017-18	115
Gracie Villa	2000-01	115
4. Heather Browne	2000-01	114
5. Tanna Huie	2018-19	113

TOTAL BASES		
Player	Seasons	TB
1. Monica Garza	2003-04	242
2. Tanna Huie	2018-19	226
3. Samantha Swanda	2011-12	224
4. Gracie Villa	2000-01	207
5. Megan Durante	2017-18	203

STOLEN BASE PERCENTAGE (MIN. 20 ATT.)		
Player	Seasons	SB%
1. Khrysti Herod	1996-97	1.00
2. Meghann Wrinkle	2017-18	.956
3. Maddie Quintanar	2017-18	.921
4. Rebecca Wessels	2010-11	.880
5. Angie Avalos	1996-97	.857

WINNING PERCENTAGE (MIN. 15 GAMES)		
Player	Seasons	W%
1. Heather Russell	1997-98	.605
2. Brooke Saulters	2007-08	.513
3. Lauren Zearfoss	2008-09	.431
4. Samantha Swanda	2011-12	.415
5. Julie Norris	2009-10	.400

AT BATS		
Player	Seasons	AB
1. Heather Browne	2000-01	351
2. Meghann Wrinkle	2017-18	346
3. Gracie Villa	2000-01	338
4. Brooke Saulters	2007-08	325
5. Two Players	324	

SLUGGING PERCENTAGE (MIN. 150 ABS)		
Player	Seasons	SLG
1. Monica Garza	2003-04	.763
2. Samantha Swanda	2011-12	.700
3. Tanna Huie	2018-19	.698
4. Brittnee Rice	2008-09	.668
5. Karli Herron	2018-19	.636

PITCHING APPEARANCES		
Player	Seasons	AP
1. Brooke Saulters	2007-08	78
2. Julie Norris	2009-10	65
3. Samantha Swanda	2011-12	65
4. Shannon Anderson	2005-06	58
5. Lauren Zearfoss	2008-09	58

STRIKEOUTS		
Player	Seasons	K
1. Samantha Swanda	2011-12	349
2. Brooke Saulters	2007-08	320
3. Shannon Anderson	2005-06	236
4. Lauren Zearfoss	2008-09	198
5. Julie Norris	2009-10	143

RUNS SCORED		
Player	Seasons	R
1. Tanna Huie	2018-19	89
2. Megan Durante	2017-18	82
Meghann Wrinkle	2017-18	82
4. Maddie Quintanar	2017-18	79
5. Heather Browne	2000-01	78

OFFENSIVE STRIKEOUTS		
Player	Seasons	K
1. Heather Browne	2000-01	97
2. Rebecca Wessels	2010-11	67
3. Megan Eldridge	2008,10	66
4. Marcie Villa	2000-01	61
5. Gracie Villa	2000-01	55

GAMES STARTED		
Player	Seasons	GS
1. Brooke Saulters	2007-08	60
2. Samantha Swanda	2011-12	52
3. Julie Norris	2009-10	48
4. Katie Smith	2010-11	40
5. Lauren Zearfoss	2008-09	39

WALKS		
Player	Seasons	BB
1. Samantha Swanda	2011-12	157
2. Heather Russell	1997-98	119
3. Lauren Zearfoss	2008-09	112
4. Brooke Saulters	2007-08	96
5. Shelby Hedrick	2015-16	92

HITS		
Player	Seasons	H
1. Monica Garza	2003-04	134
2. Tanna Huie	2018-19	131
3. Meghann Wrinkle	2017-18	127
4. Megan Durante	2017-18	119
Gracie Villa	2000-01	119

OFFENSIVE WALKS		
Player	Seasons	BB
1. Monica Garza	2003-04	51
2. Rebecca Wessels	2010-11	50
3. Elizabeth Svienty	2018-19	46
4. Megan Durante	2017-18	44
Brittnee Rice	2008-09	44

INNINGS PITCHED		
Player	Seasons	IP
1. Brooke Saulters	2007-08	423.0
2. Samantha Swanda	2011-12	356.2
3. Julie Norris	2009-10	333.1
4. Lauren Zearfoss	2008-09	272.1
5. Heather Johnson	1996-97	271.1

HIT BY PITCH		
Player	Seasons	HBP
1. Brooke Saulters	2007-08	35
2. Lauren Zearfoss	2008-09	34
3. Samantha Swanda	2011-12	31
4. Julie Norris	2009-10	24
5. Heather Johnson	1996-97	12

RUNS BATTED IN		
Player	Seasons	RBI
1. Monica Garza	2003-04	107
2. Tanna Huie	2018-19	95
3. Samantha Swanda	2011-12	94
4. Brittnee Rice	2008-09	85
5. Megan Durante	2017-18	84

HIT BY PITCH		
Player	Seasons	HBP
1. Tanna Huie	2018-19	20
2. McKaylee Pittman	2012-13	16
3. Megan Durante	2017-18	15
4. Rachel Brownlow	2013-14	14
Amber Clifford	2013-14	14

COMPLETE GAMES		
Player	Seasons	CG
1. Brooke Saulters	2007-08	41
2. Julie Norris	2009-10	34
3. Heather Johnson	1996-97	33
4. Samantha Swanda	2011-12	30
5. Heather Russell	1997-98	28

WILD PITCHES		
Player	Seasons	WP
1. Samantha Swanda	2011-12	43
2. Brooke Saulters	2007-08	25
3. Shelby Hedrick	2015-16	16
4. Jessi Walters	2007-08	13
5. Heather Russell	1997-98	12

BATTING AVERAGE (MIN. 150 ABS)		
Player	Seasons	AVG
1. Monica Garza	2003-04	.423
2. Tanna Huie	2018-19	.404
3. Megan Durante	2017-18	.367
Meghann Wrinkle	2017-18	.367
5. Brooke Saulters	2007-08	.351

SACRIFICE HITS		
Player	Seasons	SH
1. Megan Durante	2017-18	22
2. Heather Browne	2000-01	21
3. Rebecca Wessels	2010-11	20
4. Neva Parrott	2003-04	18
5. Two Players		17

SHUTOUTS		
Player	Seasons	SHO
1. Brooke Saulters	2007-08	7
2. Samantha Swanda	2011-12	7
3. Heather Johnson	1996-97	6
4. Lauren Zearfoss	2008-09	5
5. Multiple Players		4

PUTOUTS		
Player	Seasons	PO
1. Megan Durante	2017-18	726
2. Erika Menchaca	2014-15	641
2. Tiffany Johnson	1996-97	593
3. Rebeka Allen	2015-16	451
4. Katie Welborn	2011-12	423

DOUBLES		
Player	Seasons	2B
1. Monica Garza	2003-04	31
2. Megan Durante	2017-18	28
3. Samantha Swanda	2011-12	25
4. Avery Mullendore	2016-17	23
5. Four Players		20

ON BASE PERCENTAGE (MIN. 150 ABS)		
Player	Seasons	OBP
1. Monica Garza	2003-04	.593
2. McKaylee Pittman	2012-13	.544
3. Rebecca Wessels	2010-11	.529
4. Amy Braquet	2005-06	.496
5. Tanna Huie	2018-19	.494

EARNED RUN AVERAGE (MIN. 100 INN.)		
Player	Seasons	ERA
1. Heather Russell	1997-98	1.77
2. Heather Johnson	1996-97	1.88
3. Brooke Saulters	2007-08	2.48
4. Lauren Zearfoss	2008-09	2.67
5. Julie Norris	2009-10	2.79

ASSISTS		
Player	Seasons	A
1. Jami Lovejoy	2002-03	241
2. Avery Mullendore	2016-17	231
3. Marisa Flores	2017-18	196
4. Elizabeth Svienty	2018-19	183
5. Heather Browne	2000-01	152

TRIPLES		
Player	Seasons	3B
1. Heather Browne	2000-01	10
2. Neva Parrott	2003-04	9
3. Meghann Wrinkle	2017-18	6
4. Three Players		5

STOLEN BASES		
Player	Seasons	SB
1. Rebecca Wessels	2010-11	66
2. Meghann Wrinkle	2017-18	43
3. Neva Parrott	2003-04	39
4. Maddie Quintanar	2017-18	35
5. Heather Browne	2000-01	28

SAVES		
Player	Seasons	SV
1. Kerrie Short	2001-02	5
2. Heather Johnson	1996-97	4
3. Shannon Anderson	2005-06	3
4. Multiple Players		3
5. Multiple Players		2

ERRORS		
Player	Seasons	E
1. Heather Browne	2000-01	32
2. Marisa Flores	2017-18	22
3. Amber Clifford	2013-14	21
Tiffany Johnson	1996-97	21
5. Avery Mullendore	2016-17	20

HOME RUNS		
Player	Seasons	HR
1. Samantha Swanda	2011-12	31
2. Brittnee Rice	2008-09	27
3. Karli Herron	2018-19	26
4. Tanna Huie	2018-19	25
5. Katie Welborn	2011-12	24

STOLEN BASE ATTEMPTS		
Player	Seasons	SBA
1. Rebecca Wessels	2010-11	75
2. Neva Parrott	2003-04	49
3. Meghann Wrinkle	2017-18	45
4. Maddie Quintanar	2017-18	38
5. Heather Browne	2000-01	35

WINS		
Player	Seasons	W
1. Brooke Saulters	2007-08	40
2. Samantha Swanda	2011-12	27
3. Julie Norris	2009-10	26
4. Heather Russell	1997-98	26
5. Lauren Zearfoss	2008-09	25

FIELDING PERCENTAGE (MIN. 150 CHANCES)		
Player	Seasons	FLD
1. Megan Durante	2017-18	.991
2. Erika Menchaca	2014-15	.990
3. Amber Sotelo	2011-12	.986
4. Rebeka Allen	2015-16	.985
5. Erika Alvarado	2005-06	.978



ALL-TIME SINGLE SEASON RECORDS

GAMES PLAYED

Player	Season	GP
1. Megan Durante	2018	61
Brandie Row	2003	61
Lauren Morton	2003	61
Staci Greear	2003	61
5. Heather Browne	2000	60
Gracie Villa	2000	60
7. Alicia Petersma	2000	59
Neva Parrott	2003	59
9. Kristin Williams	2003	58
Brynn Kamenicky	2003	58

BATTING AVERAGE (MIN. 100 ABS)

Player	Season	AVG
1. Monica Garza	2004	.479
2. Tanna Huie	2018	.414
3. Megan Durante	2018	.405
4. Nyka Wood	2015	.404
5. Katelyn Conlee	2015	.402
Kelli Gayle	2008	.402
7. Jennifer Maupin	1999	.400
8. Georgia Capell	2022	.398
9. Georgia Capell	2018	.397
10. Tanna Huie	2019	.394

SLUGGING PERCENTAGE (MIN. 100 ABS)

Player	Season	SLG
1. Georgia Capell	2022	.839
2. Georgia Capell	2019	.822
3. Georgia Capell	2018	.804
4. Monica Garza	2004	.799
5. Arianna Rodriguez	2012	.789
Samantha Swanda	2012	.787
7. Megan Durante	2018	.744
8. Katie Welborn	2012	.741
9. Monica Garza	2003	.734
10. Brittnee Rice	2009	.717

ON BASE PERCENTAGE (MIN. 100 ABS)

Player	Season	OBP
1. Monica Garza	2004	.571
2. Tanna Huie	2019	.518
3. Georgia Capell	2022	.500
4. McKaylee Pittman	2013	.496
5. Georgia Capell	2019	.495
Nyka Wood	2017	.495
7. Megan Durante	2018	.492
8. Arianna Rodriguez	2013	.484
9. Erika Menchaca	2015	.480
10. Savannah Stech	2016	.477

AT BATS

Player	Season	AB
1. Meghann Wrinkle	2018	204
2. Melody Mayse	2016	199
Melody Mayse	2015	199
4. Maddie Quintanar	2017	195
5. Heather Browne	2000	193
6. MORGAN MEDFORD	2022	192
7. Savannah Stech	2017	182
8. Katelyn Conlee	2015	184
9. Ashley Bray	2007	184
10. Brandie Row	2003	181

DOUBLES

Player	Season	2B
1. Georgia Capell	2018	20
2. Nyka Wood	2017	19
3. Georgia Capell	2019	17
4. Nyka Wood	2016	16
Arianna Rodriguez	2012	16
Monica Garza	2003	16
7. Megan Durante	2018	15
Monica Garza	2004	15
9. Erika Menchaca	2015	14
Katelyn Conlee	2015	14

STRIKEOUTS

Player	Season	K
1. Heather Browne	2000	59
2. Alicia Petersma	2000	41
3. Heather Browne	2001	38
4. Brooke LaRue	2007	37
Stephanie Locke	2002	37
6. Miranda Pruitt	2021	36
7. Meagan Eldridge	2008	35
8. Four Players		34

STOLEN BASES

Player	Season	SB
1. Rebecca Wessels	2010	41
2. Melody Mayse	2016	32
3. Maddie Quintanar	2017	27
4. Melody Mayse	2015	26
Amanda Smith	2005	26
6. Meghann Wrinkle	2017	25
Rebecca Wessels	2011	25
Amanda Smith	2004	25
9. Heather Browne	2000	22
10. Amanda Smith	2006	21

RUNS SCORED

Player	Season	R
1. Georgia Capell	2018	59
2. Megan Durante	2018	58
3. Georgia Capell	2019	57
Melody Mayse	2015	57
5. Maddie Quintanar	2017	54
6. Katelyn Conlee	2015	52
7. Melody Mayse	2016	50
8. Arianna Rodriguez	2013	49
Arianna Rodriguez	2012	49
10. Two Players		48

TRIPLES

Player	Season	3B
1. Melody Mayse	2016	10
2. Kelli Gayle	2007	9
3. Melody Mayse	2015	7
Melody Mayse	2014	7
Melody Mayse	2013	7
Kelly Siskowski	1998	7
7. Heather Browne	2000	6
Jennifer Maupin	1998	6
Jennifer Cervenka	1996	6
Neva Parrott	2003	6

WALKS

Player	Season	BB
1. Savannah Stech	2016	36
2. Amanda Conner	2019	30
Erika Menchaca	2015	30
Monica Garza	2004	30
5. Nyka Wood	2017	29
6. Delaney Wayland	2015	28
Katie Welborn	2012	28
8. Five Players		27

STOLEN BASE ATTEMPTS

Player	Season	SBA
1. Rebecca Wessels	2010	45
2. Melody Mayse	2016	35
3. Melody Mayse	2015	31
4. Amanda Smith	2005	31
5. Maddie Quintanar	2017	30
Rebecca Wessels	2011	30
7. Heather Browne	2000	28
8. Amanda Smith	2004	26
Neva Parrott	2003	26
10. Meghann Wrinkle	2017	25

HITS

Player	Season	H
1. Meghann Wrinkle	2018	75
2. Katelyn Conlee	2015	74
3. Melody Mayse	2015	73
4. Nyka Wood	2015	72
5. Georgia Capell	2018	71
Melody Mayse	2016	71
7. Tanna Huie	2018	70
Heather Browne	2000	70
9. Monica Garza	2004	69
10. Kelli Gayle	2008	66

HOME RUNS

Player	Season	HR
1. Georgia Capell	2022	19
2. Georgia Capell	2019	18
Arianna Rodriguez	2012	18
4. Georgia Capell	2018	17
Samantha Swanda	2012	17
6. Brittnee Rice	2009	16
7. Karli Herron	2019	15
Katie Welborn	2012	15
9. Megan Durante	2018	14
Monica Garza	2003	14

HIT BY PITCH

Player	Season	HBP
1. April Gonzalez	2009	23
2. Georgia Capell	2021	15
Tanna Huie	2019	15
4. Georgia Capell	2019	14
5. Nyka Wood	2017	13
6. Arianna Rodriguez	2013	13
7. Georgia Capell	2022	12
April Gonzalez	2010	12
9. Three Players		11
10. Several Players		10

STOLEN BASE PERCENTAGE (MIN. 10 ATT.)

Player	Season	SB%
1. Meghann Wrinkle	2017	1.000
Arianna Rodriguez	2013	1.000
Melody Mayse	2013	1.000
Meredith Ward	2005	1.000
Staci Greear	2004	1.000
Khrysti Herod	1997	1.000
Angie Avalos	1997	1.000
8. Amanda Smith	2004	.962
9. Amanda Smith	2006	.955
10. Meredith Ward	2006	.950

RUNS BATTED IN

Player	Season	RBI
1. Georgia Capell	2019	68
2. Nyka Wood	2017	59
3. Monica Garza	2004	58
4. Katelyn Conlee	2015	55
Nyka Wood	2015	55
6. Megan Durante	2018	54
7. Georgia Capell	2018	53
8. Georgia Capell	2022	51
Amanda Conner	2019	51
Tanna Huie	2018	51
Samantha Swanda	2012	51

TOTAL BASES

Player	Season	TB
1. Georgia Capell	2018	144
2. Georgia Capell	2022	135
Arianna Rodriguez	2012	135
4. Georgia Capell	2019	134
5. Samantha Swanda	2012	129
6. Monica Garza	2003	127
7. Megan Durante	2018	125
8. Katelyn Conlee	2015	121
9. Tanna Huie	2018	119
10. Katie Welborn	2012	117

SACRIFICE HITS

Player	Season	SH
1. Nyka Wood	2018	18
Heather Browne	2000	18
Lora Sykora	2000	18
4. Brandie Row	2003	17
Amanda Smith	2004	17
Lindsay Moore	2007	17
7. Staci Greear	2003	16
8. Jennifer Cervenka	1998	15
Lauren Morton	2003	15
10. Lauren Morton	2004	14



ALL-TIME SINGLE SEASON RECORDS

PITCHING APPEARANCES

Player	Season	AP
1. Carla Geeslin	2003	49
2. Haley Freyman	2015	46
Brooke Saulters	2007	46
4. Haley Freyman	2016	45
5. Jordan Withrow	2018	42
6. Jill Ratliff	2000	40
7. A.J. Bristow	2004	39
8. Caryn Holbrook	2000	38
9. Haley Freyman	2017	37
10. Four Players		36

FEWEST RUNS ALLOWED (MIN. 70 INN.)

Player	Season	RA
1. Jordan Withrow	2020	22
2. Carla Geeslin	2001	34
Carla Geeslin	2003	34
4. Randi Fentress	2011	39
Heather Russell	1997	39
6. Heather Johnson	1997	44
7. Tamra Bradley	2007	46
8. Jordan Withrow	2017	47
Megan Rosewell	2018	47
10. REAGAN CHISM	2022	51

SAVES

Player	Season	SV
1. Carla Geeslin	2003	6
2. Haley Freyman	2017	4
3. Jordan Withrow	2017	3
Shelby Hedrick	2015	3
Brooke Saulters	2007	3
Carla Geeslin	2002	3
Kerrie Short	2001	3
Caryn Holbrook	2000	3
Heather Johnson	1996	3
10. Six Players		2

WILD PITCHES

Player	Seasons	WP
1. Samantha Swanda	2012	25
2. Randi Fentress	2014	15
Brooke Saulters	2007	15
4. Haley Freyman	2015	10
Randi Fentress	2013	10
Brooke Saulters	2008	10
Heather Russell	1998	10
8. Jordan Withrow	2019	9
Shelby Hedrick	2015	9
10. Two Players		8

GAMES STARTED

Player	Season	GS
1. Jordan Withrow	2018	34
Haley Freyman	2016	34
3. Brooke Saulters	2007	32
Samantha Swanda	2012	30
5. Tristan Bridges	2022	28
Jordan Withrow	2019	28
Brooke Saulters	2008	28
Jill Ratliff	2001	28
Caryn Holbrook	2000	28
10. Five Players		27

FEWEST ER ALLOWED (MIN. 70 INN.)

Player	Season	ER
1. Jordan Withrow	2020	20
2. Carla Geeslin	2001	25
3. Jill Ratliff	1999	26
Heather Russell	1997	26
5. Heather Johnson	1997	27
6. Carla Geeslin	2002	29
7. Randi Fentress	2011	31
8. Tamra Bradley	2007	33
9. Megan Rosewell	2018	34
10. REAGAN CHISM	2022	38

WINNING PERCENTAGE (MIN. 10 WINS)

Player	Season	W%
1. Megan Rosewell	2018	.857
2. A.J. Bristow	2003	.842
3. Heather Russell	1998	.840
4. Jordan Withrow	2019	.815
Carla Geeslin	2001	.815
6. Jordan Withrow	2018	.813
7. Jordan Withrow	2020	.800
8. Carla Geeslin	2004	.765
9. Shannon Anderson	2006	.737
10. Jill Ratliff	1999	.722

PUTOUTS

Player	Season	PO
1. Erika Menchaca	2015	419
2. Rebeka Allen	2016	413
3. Gracie Villa	2000	393
4. Lauren Morton	2003	376
5. Megan Durante	2018	375
6. Tamra Bradley	2009	360
7. Megan Durante	2017	351
8. Gracie Villa	2001	341
9. Amber Sotelo	2012	334
10. Tamra Bradley	2007	322

INNINGS PITCHED

Player	Season	IP
1. Haley Freyman	2016	242.0
2. Brooke Saulters	2007	230.1
3. Carla Geeslin	2003	221.2
4. Jordan Withrow	2018	221.1
5. Haley Freyman	2015	213.2
6. Samantha Swanda	2012	206.1
7. Carla Geeslin	2001	195.2
8. Brooke Saulters	2008	192.2
9. Randi Fentress	2014	191.2
10. Caryn Holbrook	2000	191.1

EARNED RUN AVERAGE (MIN. 100 INN.)

Player	Seasons	ERA
1. Carla Geeslin	2001	0.89
2. Carla Geeslin	2003	1.33
3. Jill Ratliff	1999	1.40
4. Heather Russell	1998	1.48
5. Heather Johnson	1997	1.63
6. Caryn Holbrook	1999	1.80
7. Jordan Withrow	2019	1.81
8. Caryn Holbrook	2000	1.83
9. Jill Ratliff	2001	1.99
10. Megan Rosewell	2018	2.00

STRIKEOUTS

Player	Season	K
1. Jordan Withrow	2018	252
2. Jordan Withrow	2019	215
3. Carla Geeslin	2003	198
4. Samantha Swanda	2012	189
5. Brooke Saulters	2007	186
6. Shannon Anderson	2006	179
7. Randi Fentress	2014	149
8. Lauren Zearfoss	2009	144
9. Haley Freyman	2016	141
10. Carla Geeslin	2001	136

ASSISTS

Player	Season	A
1. Delaney Wayland	2015	146
2. Brooke LaRue	2007	134
3. Nicole Cone	2007	127
4. Kelli Gayle	2007	124
5. Avery Mullendore	2017	117
Cheryl Dickens	2000	117
7. Avery Mullendore	2016	114
8. Brittany Terry	2009	112
9. Delaney Wayland	2016	111
10. Two Players		109

COMPLETE GAMES

Player	Season	CG
1. Haley Freyman	2016	31
2. Jordan Withrow	2018	25
3. Jordan Withrow	2019	21
Heather Russell	1998	21
Samantha Swanda	2012	21
Brooke Saulters	2008	21
7. Haley Freyman	2017	20
Randi Fentress	2014	20
Brooke Saulters	2007	20
10. TRISTAN BRIDGES	2021	19

WINS

Player	Season	W
1. Jordan Withrow	2018	26
2. Brooke Saulters	2007	24
3. Haley Freyman	2016	23
Haley Freyman	2015	23
5. Jordan Withrow	2019	22
Carla Geeslin	2001	22
7. Heather Russell	1998	21
Carla Geeslin	2003	21
9. Megan Rosewell	2018	18
10. Three Players		17

WALKS

Player	Season	BB
1. TRISTAN BRIDGES	2021	132
2. TRISTAN BRIDGES	2022	116
3. Jordan Withrow	2019	112
Jordan Withrow	2018	112
5. Julia Wernet	2021	106
6. Haley Freyman	2016	95
7. Randi Fentress	2014	93
8. Samantha Swanda	2012	90
9. Randi Fentress	2013	84
10. Randi Fentress	2012	82

ERRORS

Player	Season	E
1. Cheryl Dickens	2002	38
2. Amanda Smith	2006	30
3. Delaney Wayland	2015	23
Heather Browne	2000	23
5. Kelly Siskowski	1996	21
6. Kelly Siskowski	1999	20
7. Brittany Terry	2009	19
Cheryl Dickens	2000	19
9. Three Players		18

SHUTOUTS

Player	Season	SHO
1. Carla Geeslin	2001	10
2. Jordan Withrow	2019	9
3. Carla Geeslin	2003	8
4. Megan Rosewell	2018	7
Haley Freyman	2017	7
6. Jordan Withrow	2018	6
7. TRISTAN BRIDGES	2019	5
Carla Geeslin	2004	5
Jill Ratliff	2001	5
Heather Johnson	1997	5

LOSSES

Player	Season	L
1. TRISTAN BRIDGES	2021	20
2. Haley Freyman	2016	17
3. Randi Fentress	2013	15
4. Haley Freyman	2015	14
Randi Fentress	2014	14
6. Brenna Hennan	2014	13
Lauren Zearfoss	2009	13
8. TRISTAN BRIDGES	2022	12
A.J. Bristow	2005	12
A.J. Bristow	2004	12
Carla Geeslin	2003	12

HIT BY PITCH

Player	Season	HBP
1. Samantha Swanda	2012	25
2. Jordan Withrow	2019	23
3. Jordan Withrow	2018	22
4. TRISTAN BRIDGES	2022	21
5. Brooke Saulters	2007	20
6. Lauren Zearfoss	2009	18
7. TRISTAN BRIDGES	2021	16
8. Brooke Saulters	2008	15
9. Haley Freyman	2017	14
Haley Freyman	2015	14

FIELDING PERCENTAGE (MIN. 100 CHANCES)

Player	Season	FLD
1. Nyka Wood	2017	1.000
A.J. Bristow	2004	1.000
Simone Broadnax	2002	1.000
Kristal Cannon	2000	1.000
Amy Trollingier	1996	1.000
6. Megan Durante	2017	.997
7. BRADY ROWLAND	2022	.994
Elizabeth Svienty	2018	.994
9. Erika Menchaca	2014	.992
10. MACKENZIE PETERSON	2021	.991
Brynn Kamenicky	2003	.991



DIVISION I ERA SINGLE SEASON RECORDS

GAMES PLAYED		
Player	Season	GP
1. Georgia Capell	2022	55
Morgan Medford	2022	55
3. Amanda DeSario	2022	53
Georgia Capell	2021	53
Morgan Medford	2021	53

TOTAL BASES		
Player	Season	TB
1. Georgia Capell	2022	135
2. Katy Schaefer	2022	88
3. Georgia Capell	2021	79
4. Katy Schaefer	2021	76
5. Morgan Medford	2022	74

STOLEN BASE PERCENTAGE (MIN. 10 ATT.)		
Player	Season	SB%
1. Bailee Riggs	2021	.923

WALKS		
Player	Season	BB
1. Tristan Bridges	2021	132
2. Tristan Bridges	2022	116
3. Julia Wernet	2021	51
4. Julia Wernet	2022	33
5. Reagan Chism	2022	24
Kallie Erwin	2021	24

AT BATS		
Player	Season	AB
1. Morgan Medford	2022	192
2. Georgia Capell	2022	161
Amanda DeSario	2022	161
4. Tristyn Trull	2022	157
5. Georgia Capell	2021	156

SLUGGING PERCENTAGE (MIN. 100 ABS)		
Player	Season	SLG
1. Georgia Capell	2022	.839
2. Katy Schaefer	2022	.607
3. Brady Rowland	2022	.524
4. Georgia Capell	2021	.506
5. Katy Schaefer	2021	.503

PITCHING APPEARANCES		
Player	Season	AP
1. Tristan Bridges	2022	34
2. Tristan Bridges	2021	32
3. Julia Wernet	2021	29
4. Reagan Chism	2022	22
5. Kennedy Ferguson	2022	15

ERA (MIN. 100 IP)		
Player	Season	ERA
1. Tristan Bridges	2022	3.70
2. Tristan Bridges	2021	4.71
3. Julia Wernet	2021	5.75

RUNS SCORED		
Player	Season	R
1. Morgan Medford	2022	48
Georgia Capell	2022	48
3. Amanda DeSario	2022	41
4. Georgia Capell	2021	29
5. Tristyn Trull	2022	25

STRIKEOUTS		
Player	Season	K
1. Miranda Pruitt	2021	36
2. Morgan Medford	2021	33
3. Georgia Capell	2022	30
Amanda DeSario	2022	30
Destiny Crumpley	2021	30

GAMES STARTED		
Player	Season	GS
1. Tristan Bridges	2022	28
2. Tristan Bridges	2021	27
3. Julia Wernet	2021	21
4. Reagan Chism	2022	14
5. Julia Wernet	2022	5

WIN PERCENTAGE (MIN. 10 WINS)		
Player	Season	ERA
1. Tristan Bridges	2022	.500
2. Tristan Bridges	2021	.300

HITS		
Player	Season	H
1. Georgia Capell	2022	64
2. Morgan Medford	2022	62
3. Katy Schaefer	2022	52
4. Tristyn Trull	2022	49
5. Amanda DeSario	2022	47

WALKS		
Player	Season	BB
1. Brady Rowland	2022	23
2. Georgia Capell	2022	21
Morgan Medford	2022	21
Morgan Medford	2021	21
5. Amanda DeSario	2022	20

INNINGS PITCHED		
Player	Season	IP
1. Tristan Bridges	2022	166.1
2. Tristan Bridges	2021	165.0
3. Julia Wernet	2021	119.1
4. Reagan Chism	2022	84.2
5. Julia Wernet	2022	47.2

STRIKEOUTS		
Player	Season	K
1. Tristan Bridges	2022	116
2. Tristan Bridges	2021	92
3. Julia Wernet	2021	51
4. Kennedy Ferguson	2022	45
5. Reagan Chism	2022	40

RUNS BATTED IN		
Player	Season	RBI
1. Georgia Capell	2022	51
2. Katy Schaefer	2022	49
3. Katy Schaefer	2021	35
4. Brady Rowland	2022	30
Tristyn Trull	2022	26
Georgia Capell	2021	26

HIT BY PITCH		
Player	Season	HBP
1. Georgia Capell	2021	15
2. Georgia Capell	2022	12
3. Miranda Pruitt	2021	8
4. Mackenzie Peterson	2022	6
5. Mackenzie Peterson	2021	5

COMPLETE GAMES		
Player	Season	CG
1. Tristan Bridges	2021	19
2. Tristan Bridges	2022	16
3. Julia Wernet	2021	10
4. Reagan Chism	2022	5
5. Julia Wernet	2022	2

HIT BY PITCH		
Player	Season	HBP
1. Tristan Bridges	2022	21
2. Tristan Bridges	2021	16
3. Reagan Chism	2022	11
Julia Wernet	2021	11
5. Kallie Erwin	2021	8

BATTING AVERAGE (MIN. 100 ABS)		
Player	Season	AVG
1. Georgia Capell	2022	.398
2. Katy Schaefer	2022	.359
3. Austin Germain	2022	.340
4. Brady Rowland	2022	.331
5. Morgan Medford	2022	.323

SACRIFICE HITS		
Player	Season	SH
1. Amanda DeSario	2022	6
Hallie Saintignan	2021	6
3. Austin Germain	2022	4
Jordan Dickerson	2021	4
5. Four Players	2022	3

COMPLETE GAME SHUTOUTS		
Player	Season	SHO
1. Tristan Bridges	2022	2
2. Tristan Bridges	2021	1
Julia Wernet	2021	1

PUTOUTS		
Player	Season	PO
1. Mackenzie Peterson	2021	225
2. Georgia Capell	2022	150
Mackenzie Peterson	2022	150
4. Brady Rowland	2022	147
5. Miranda Pruitt	2021	133

DOUBLES		
Player	Season	2B
1. Georgia Capell	2022	12
Georgia Capell	2021	12
3. Tristyn Trull	2022	11
4. Katy Schaefer	2022	9
Brady Rowland	2022	9

ON BASE PERCENTAGE (MIN. 100 ABS)		
Player	Season	OBP
1. Georgia Capell	2022	.500
2. Brady Rowland	2022	.439
3. Austin Germain	2022	.426
4. Katy Schaefer	2022	.413
5. Morgan Medford	2022	.393

WINS		
Player	Season	W
1. Tristan Bridges	2022	12
2. Tristan Bridges	2021	10
3. Reagan Chism	2022	7
Julia Wernet	2021	7
5. Kennedy Ferguson	2022	5

ASSISTS		
Player	Season	A
1. Morgan Medford	2021	108
2. Morgan Medford	2022	105
3. Katy Schaefer	2021	100
4. Tristyn Trull	2022	85
5. Katy Schaefer	2022	83

TRIPLES		
Player	Season	3B
1. Tristyn Trull	2022	3
Morgan Medford	2022	3
3. Austin Germain	2022	2
Morgan Medford	2021	2
Kristen Zuehl	2021	2

STOLEN BASES		
Player	Season	SB
1. Bailee Riggs	2021	12
2. Georgia Capell	2022	9
3. Hallie Saintignan	2021	6
4. Hallie Saintignan	2022	5
5. Three Players	2022	4

LOSSES		
Player	Season	L
1. Tristan Bridges	2021	20
2. Tristan Bridges	2022	12
Julia Wernet	2021	12
4. Reagan Chism	2022	6
5. Kallie Erwin	2021	4

ERRORS		
Player	Season	E
1. Morgan Medford	2022	12
Katy Schaefer	2022	12
3. Morgan Medford	2021	9
Jordan Dickerson	2021	9
5. Miranda Pruitt	2021	7

HOME RUNS		
Player	Season	HR
1. Georgia Capell	2022	19
2. Katy Schaefer	2022	9
3. Miranda Pruitt	2022	8
Georgia Capell	2021	8
Katy Schaefer	2021	8

STOLEN BASE ATTEMPTS		
Player	Season	SBA
1. Bailee Riggs	2021	13
2. Georgia Capell	2022	9
3. Hallie Saintignan	2021	7
4. Amanda DeSario	2022	6
5. Hallie Saintignan	2022	5
Destiny Salinas	2022	5

SAVES		
Player	Season	SV
1. Kennedy Ferguson	2022	1
Julia Wernet	2022	1

FIELDING PERCENTAGE (MIN. 100 CHANCES)		
Player	Season	FLD
1. Brady Rowland	2022	.994
2. Mackenzie Peterson	2021	.991
3. Austin Germain	2022	.984
4. Georgia Capell	2022	.981
Mackenzie Peterson	2022	.981



DIVISION I ERA SINGLE SEASON FRESHMAN RECORDS

GAMES PLAYED

Player	Season	GP
1. Amanda DeSario	2022	53
Morgan Medford	2021	53
3. Tristyn Trull	2022	52
4. Jordan Dickerson	2021	51
Katy Schaefer	2021	51

TOTAL BASES

Player	Season	TB
1. Katy Schaefer	2021	76
2. Tristyn Trull	2022	69
3. Amanda DeSario	2022	67
4. Jordan Dickerson	2021	49
5. Austin Germain	2022	48

PITCHING APPEARANCES

Player	Season	AP
1. Kallie Erwin	2021	9
Makenzie Dunbar	2021	9
3. Cheyenne Floyd	2021	6
4. Peyton Lee	2021	1

STRIKEOUTS

Player	Season	K
1. Kallie Erwin	2021	11
2. Makenzie Dunbar	2021	2
Cheyenne Floyd	2021	2

AT BATS

Player	Season	AB
1. Amanda DeSario	2022	161
2. Tristyn Trull	2022	157
3. Katy Schaefer	2021	151
4. Morgan Medford	2021	147
5. Jordan Dickerson	2021	135

SLUGGING PERCENTAGE (MIN. 100 ABS)

Player	Season	SLG
1. Katy Schaefer	2021	.503
2. Austin Germain	2022	.480
3. Tristyn Trull	2022	.439
4. Amanda DeSario	2022	.416
5. Jordan Dickerson	2021	.363

GAMES STARTED

Player	Season	GS
1. Kallie Erwin	2021	4
2. Makenzie Dunbar	2021	1

HIT BY PITCH

Player	Season	HBP
1. Kallie Erwin	2021	8
2. Cheyenne Floyd	2021	4
3. Makenzie Dunbar	2021	1

RUNS SCORED

Player	Season	R
1. Amanda DeSario	2022	41
2. Tristyn Trull	2022	25
3. Bailee Riggs	2021	24
4. Morgan Medford	2021	21
5. Jordan Dickerson	2021	16

STRIKEOUTS

Player	Season	K
1. Miranda Pruitt (R)	2021	36
2. Morgan Medford	2021	33
3. Amanda DeSario	2022	30
4. Jordan Dickerson	2021	27
5. Austin Germain	2022	20

INNINGS PITCHED

Player	Season	IP
1. Kallie Erwin	2021	20.1
2. Makenzie Dunbar	2021	15.2
3. Cheyenne Floyd	2021	4.1
4. Peyton Lee	2021	0.1

PUTOUTS

Player	Season	PO
1. Miranda Pruitt (R)	2021	133
2. Tristyn Trull	2022	94
3. Austin Germain	2022	93
4. Morgan Medford	2021	91
5. Jordan Dickerson	2021	83

HITS

Player	Season	H
1. Tristyn Trull	2022	49
2. Amanda DeSario	2022	47
3. Katy Schaefer	2021	45
4. Morgan Medford	2021	37
Jordan Dickerson	2021	37

WALKS

Player	Season	BB
1. Morgan Medford	2021	21
2. Amanda DeSario	2022	20
3. Katy Schaefer	2021	14
4. Austin Germain	2022	12
5. Jordan Dickerson	2021	11

COMPLETE GAMES

Player	Season	CG
1. Kallie Erwin	2021	1

ASSISTS

Player	Season	A
1. Morgan Medford	2021	108
2. Katy Schaefer	2021	100
3. Tristyn Trull	2022	85
4. Jordan Dickerson	2021	74
5. Austin Germain	2022	28

RUNS BATTED IN

Player	Season	RBI
1. Katy Schaefer	2021	35
2. Tristyn Trull	2022	26
3. Miranda Pruitt (R)	2021	20
4. Austin Germain	2022	17
5. Amanda DeSario	2022	16

HIT BY PITCH

Player	Season	HBP
1. Miranda Pruitt (R)	2021	8
2. Ashlee LaRue (R)	2022	4
3. Amanda DeSario	2022	3
Austin Germain	2022	3
Morgan Medford	2021	3
Katy Schaefer	2021	3

WINS

Player	Season	W
1. N/A		

ERRORS

Player	Season	E
1. Morgan Medford	2021	9
Jordan Dickerson	2021	9
3. Miranda Pruitt (R)	2021	7
4. Katy Schaefer	2021	6
5. Tristyn Trull	2022	5

BATTING AVERAGE (MIN. 100 ABS)

Player	Season	AVG
1. Austin Germain	2022	.340
2. Tristyn Trull	2022	.312
3. Katy Schaefer	2021	.298
4. Amanda DeSario	2022	.292
5. Jordan Dickerson	2021	.274

SACRIFICE HITS

Player	Season	SH
1. Amanda DeSario	2022	6
2. Austin Germain	2022	4
Jordan Dickerson	2021	4
4. Miranda Pruitt (R)	2021	3
5. Ashlee LaRue (R)	2022	2
Destiny Salinas	2021	2

LOSSES

Player	Season	L
1. Kallie Erwin	2021	3
2. Makenzie Dunbar	2021	1

FIELDING PERCENTAGE (MIN. 75 CHANCES)

Player	Season	FLD
1. Austin Germain	2022	.984
2. Tristyn Trull	2022	.973
3. Katy Schaefer	2021	.966
4. Morgan Medford	2021	.957
5. Miranda Pruitt (R)	2021	.956

DOUBLES

Player	Season	2B
1. Tristyn Trull	2022	11
2. Austin Germain	2022	7
Katy Schaefer	2021	7
4. Amanda DeSario	2022	6
5. Paige Nunes	2022	5

ON BASE PERCENTAGE (MIN. 100 ABS)

Player	Season	OBP
1. Austin Germain	2022	.426
2. Amanda DeSario	2022	.378
3. Katy Schaefer	2021	.367
4. Morgan Medford	2021	.353
5. Tristyn Trull	2022	.343

SAVES

Player	Season	SV
1. N/A		

TRIPLES

Player	Season	3B
1. Tristyn Trull	2022	3
2. Austin Germain	2022	2
Morgan Medford	2021	2
4. Amanda DeSario	2022	1

STOLEN BASES

Player	Season	SB
1. Bailee Riggs	2021	12
2. Amanda DeSario	2022	4
Destiny Salinas	2021	4
4. Morgan Medford	2021	2
5. Three Players		1

WALKS

Player	Season	BB
1. Kallie Erwin	2021	24
2. Makenzie Dunbar	2021	7
3. Cheyenne Floyd	2021	6
4. Peyton Lee	2021	2

HOME RUNS

Player	Season	HR
1. Katy Schaefer	2021	8
2. Miranda Pruitt (R)	2021	7
3. Amanda DeSario	2022	4
4. Jordan Dickerson	2021	3
5. Ashlee LaRue (R)	2022	2

STOLEN BASE ATTEMPTS

Player	Season	SBA
1. Bailee Riggs	2021	13
2. Amanda DeSario	2022	6
3. Destiny Salinas	2021	4
4. Morgan Medford	2021	2
5. Three Players		1

ERA (MIN. 30 IP)

Player	Season	ERA
1. N/A		



ALL-TIME SINGLE GAME RECORDS

AT BATS

- 6 by several players;
Last time by two players at Sam Houston, 4-9-22

RUNS SCORED

- 5 Morgan Medford at Sam Houston, 4-9-22

HITS

- 5 Amy Braquet vs ACU, 3-11-05;
Avery Mullendore at ENMU, 2-24-17

RUNS BATTED IN

- 9 Monica Garza vs. UCCS, 2-8-04;
Marisa Flores at WNMU, 3-24-17

DOUBLES

- 3 Tamra Bradley vs. TAMUK, 2-27-09;
Katie Welborn vs. TAMUK, 3-9-12;
Samantha Swanda vs. MINES, 2-20-12

TRIPLES

- 2 Jennifer Maupin vs. QU, 3-10-98;
Jennifer Cervenka vs. SEU, 3-22-99;
Heather Browne vs. SWOSU, 3-8-01;
Melody Mayse vs OPSU, 2-9-13;
Kaitlyn Thomas at WNMU, 3-24-17

HOME RUNS

- 3 Georgia Capell vs. UNA, 5-21-22;
Georgia Capell at Sam Houston, 4-9-22;
Brittnee Rice vs. ENMU, 3-21-09;
Arianna Rodriguez vs. CU, 3-25-12

TOTAL BASES

- 12 Georgia Capell vs. UNA, 5-21-22;
Georgia Capell at Sam Houston, 4-9-22;
Arianna Rodriguez vs. CU, 3-25-12

STRIKEOUTS

- 4 Marcie Villa vs. TAMUK, 4-21-00;
Katie Welborn vs. CU, 3-24-12

BASE ON BALLS

- 4 Katie Welborn vs. ACU, 3-17-12;
Tanna Huie at WNMU, 3-2-19

HIT BY PITCH

- 3 April Gonzalez vs. Drury, 2-22-09;
Arianna Rodriguez vs MSU, 4-13-13;
Destiny Crumpley vs Mines, 2-8-19

PUTOUTS

- 16 Jennifer Johnson vs. ACU, 3-11-05;
Megan Durante vs LCU, 3-7-17;
Megan Durante vs ATC, 2-2-18

ASSISTS

- 9 Haley Freyman vs LCU, 3-7-16

ERRORS

- 5 Amanda Smith vs. ASU, 4-15-06

STOLEN BASES

- 4 Angie Avalos vs. PVAMU, 3-1-97

STOLEN BASE ATTEMPTS

- 4 Angie Avalos vs. PVAMU, 3-1-97;
Amanda Smith vs. ACU, 3-11-05

INNINGS PITCHED

- 10.0 Heather Russell vs. QU, 3-10-98;
Carla Geeslin vs. ACU, 3-20-04

STRIKEOUTS

- 16 Tristan Bridges vs McPherson, 3-18-19

WALKS ISSUED

- 9 Jordan Withrow at CU, 2-15-19

HIT BATTERS

- 4 Samantha Swanda vs. ASU, 4-14-12

WILD PITCHES

- 3 Kerry Ray vs. SEOSU State, 3-23-96;
Caryn Holbrook vs. TAMUK, 3-22-97;
Jill Ratliff vs. ENMU, 3-24-00;
Tamra Bradley vs. ENMU, 3-10-07;
Samantha Swanda vs. MINES, 2-20-12;
Samantha Swanda vs. TAMUK, 3-9-12;
Haley Freyman vs CU, 3-10-18



GEORGIA CAPELL



DIVISION I ERA SINGLE GAME RECORDS

TEAM AT BATS			
AB	OPPONENT	DATE	
1. 42	at Sam Houston	4/9/22	
2. 38	vs North Alabama	5/21/22	
38	at Texas Tech	3/20/21	
4. 37	at Furman	2/12/22	
5. 35	at Abilene Christian	3/19/22	

TEAM RUNS SCORED*			
R	OPPONENT	DATE	
1. 15	at Sam Houston	4/9/22	
15	vs North Alabama	5/21/22	
3. 14	California Baptist	4/9/21	
4. 13	vs Maryland-Eastern Shore	2/11/22	
5. 12	vs Maryland-Eastern Shore	2/12/22	
12	at Sam Houston	4/8/22	

TEAM HITS**			
H	OPPONENT	DATE	
1. 17	vs North Alabama	5/21/22	
2. 16	at Sam Houston	4/9/22	
3. 14	vs Maryland-Eastern Shore	2/11/22	
14	Lamar	4/30/22	
14	at Texas Tech	3/20/21	

TEAM DOUBLES			
2B	OPPONENT	DATE	
1. 5	at Abilene Christian	3/19/22	
5	Houston Baptist	5/7/22	
3. 4	vs North Alabama	5/21/22	
4	Lamar	4/30/22	
4	Sam Houston	3/12/22	

TEAM TRIPLES			
3B	OPPONENT	DATE	
1. 2	Abilene Christian	4/15/22	
2	at Lamar	4/2/22	
3. 1	at Texas Tech	3/20/21	
1	Prairie View A&M	2/24/21	
1	Prairie View A&M	2/24/21	
1	vs Texas A&M-Corpus Christi	2/20/21	

TEAM HOME RUNS			
HR	OPPONENT	DATE	
1. 6	North Alabama	5/21/22	
2. 5	Sam Houston	4/9/22	
5	at Prairie View A&M	3/10/21	
4. 4	Prairie View A&M	2/19/22	
5. 3	Three times		

TEAM RUNS BATTED IN			
RBI	OPPONENT	DATE	
1. 14	vs North Alabama	5/21/22	
14	at Sam Houston	4/9/22	
14	California Baptist	4/9/21	
4. 13	vs Maryland-Eastern Shore	2/11/22	
5. 12	at Sam Houston	4/8/22	

TEAM TOTAL BASES			
TB	OPPONENT	DATE	
1. 39	vs North Alabama	5/21/22	
2. 33	at Sam Houston	4/9/22	
38	at Prairie View A&M	3/10/21	
4. 25	Prairie View A&M	2/19/22	
25	Alabama State	2/19/22	

TEAM OFFENSIVE STRIKEOUTS			
K	OPPONENT	DATE	
1. 12	vs Stephen F. Austin	2/27/21	
2. 10	vs Buffalo	2/25/22	
10	Stephen F. Austin	3/26/22	
10	at Texas Tech	3/20/21	
10	vs Stephen F. Austin	2/26/21	

TEAM OFFENSIVE WALKS			
BB	OPPONENT	DATE	
1. 11	at Sam Houston	4/9/22	
2. 9	at Sam Houston	4/8/22	
3. 8	Prairie View A&M	2/24/21	
4. 7	Four times		

TEAM STOLEN BASES			
SB	OPPONENT	DATE	
1. 5	Prairie View A&M	2/18/22	
2. 3	Utah Valley	5/8/21	
3	California Baptist	4/10/21	
3	at Prairie View A&M	3/10/21	
3	Prairie View A&M	2/24/21	

TEAM PITCHING STRIKEOUTS			
K	OPPONENT	DATE	
1. 11	at Furman	2/12/22	
2. 10	vs Buffalo	2/25/22	
10	vs Incarnate Word	2/26/21	
4. 9	Four times		

TEAM PITCHING WALKS			
BB	OPPONENT	DATE	
1. 9	Prairie View A&M	2/19/22	
2. 8	Six Times		

INDIVIDUAL AT BATS			
AB	OPPONENT	DATE	
1. 6	Tristyn Trull at Sam Houston	4/9/22	
6	Paige Nunes at Sam Houston	4/9/22	
3. 5	Several Players		

INDIVIDUAL RUNS SCORED			
R	OPPONENT	DATE	
1. 5	Morgan Medford at Sam Houston	4/9/22	
2. 4	Georgia Capell at Sam Houston	4/9/22	
4	Amanda DeSario at Sam Houston	4/8/22	
4. 3	Several Players		

INDIVIDUAL HITS			
H	OPPONENT	DATE	
1. 4	Amanda DeSario vs UTEP	2/25/22	
4	Morgan Medford at Sam Houston	4/9/22	
3. 3	Several Players		

INDIVIDUAL DOUBLES			
2B	OPPONENT	DATE	
1. 2	Amanda DeSario at Furman	2/12/22	
2	Tristyn Trull vs Alabama State	2/19/22	
2	Georgia Capell vs Abilene Christian	3/19/22	
2	Austin Germain vs Lamar	4/30/22	
2	Shelby Carter vs Prairie View A&M	2/24/21	

INDIVIDUAL TRIPLES			
3B	OPPONENT	DATE	
1. 1	Several Players		

INDIVIDUAL HOME RUNS			
HR	OPPONENT	DATE	
1. 3	Georgia Capell at Sam Houston	4/9/22	
3	Georgia Capell vs North Alabama	5/21/22	
3. 2	Georgia Capell vs North Dakota	2/13/22	
2	Miranda Pruitt vs Prairie View A&M	2/19/22	
2	Katy Schaefer vs North Alabama	5/21/22	
2	Katy Schaefer at Prairie View A&M	3/10/21	

INDIVIDUAL RUNS BATTED IN			
RBI	OPPONENT	DATE	
1. 7	Georgia Capell at Sam Houston	4/9/22	
7	Katy Schaefer at Sam Houston	4/8/22	
3. 6	Georgia Capell vs North Alabama	5/21/22	
4. 5	Jordan Dickerson vs California Baptist	4/9/21	
5. 4	11 Times		

INDIVIDUAL TOTAL BASES			
TB	OPPONENT	DATE	
1. 12	Georgia Capell at Sam Houston	4/9/22	
12	Georgia Capell vs North Alabama	5/21/22	
3. 8	Georgia Capell vs North Dakota	2/13/22	
8	Katy Schaefer vs UNLV	5/24/22	
8	Miranda Pruitt vs Prairie View A&M	2/19/22	
8	Katy Schaefer at Prairie View A&M	3/10/21	

INDIVIDUAL OFFENSIVE STRIKEOUTS			
K	OPPONENT	DATE	
1. 3	Georgia Capell vs Stephen F. Austin	3/26/22	
3	Mackenzie Peterson vs Buffalo	2/25/22	
3	Jordan Dickerson vs Stephen F. Austin	2/27/21	
3	Morgan Medford vs Stephen F. Austin	2/26/21	
3	Miranda Pruitt at Texas Tech	3/21/21	
3	Bailee Riggs at New Mexico State	4/17/21	

INDIVIDUAL OFFENSIVE WALKS			
BB	OPPONENT	DATE	
1. 3	Brady Rowland vs A&M-Corpus Christi	2/20/22	
3	Georgia Capell at Sam Houston	4/8/22	
3	Georgia Capell at Sam Houston	4/9/22	
3	Morgan Medford vs Prairie View A&M	2/24/21	
3	Mackenzie Peterson at Utah Valley	5/7/21	

INDIVIDUAL STOLEN BASES			
SB	OPPONENT	DATE	
1. 3	Hallie Saintignan vs Prairie View A&M	2/18/22	
2. 2	Hallie Saintignan at Prairie View A&M	3/10/21	
2	Bailee Riggs at Utah Valley	5/8/21	
4. 1	Several Times		

INDIVIDUAL PITCHING STRIKEOUTS			
K	OPPONENT	DATE	
1. 10	Reagan Chism vs Buffalo	2/25/22	
10	Julia Wernet vs Incarnate Word	2/26/21	
3. 9	Tristan Bridges vs Stephen F. Austin	3/26/22	
9	Kennedy Ferguson vs UTEP	3/30/22	
5. 8	Three Times		

INDIVIDUAL PITCHING WALKS			
BB	OPPONENT	DATE	
1. 8	Tristan Bridges vs Stephen F. Austin	3/26/22	
8	Tristan Bridges at Texas Tech	3/21/21	
3. 7	Eight Times		

* Most runs scored in an inning is 8 vs. MD-Eastern Shore on 2-11-22; at Sam Houston on 4-8-22

** Most hits in an inning is 7 vs. MD-Eastern Shore on 2-12-22



ALL-TIME TEAM RECORDS

GAMES PLAYED

Season: 61 (2003; 2018)

AT BATS

Game: 47 vs. Abilene Christian, 4-8-00

Season: 1,634 (2018)

RUNS SCORED

Game: 25 at Western NM, 3-24-17

Season: 405 (2018)

HITS

Inning: 10 vs. Cameron, 3-9-96

Game: 21, at Eastern NM, 2-24-17;
at Western NM, 3-24-17

Season: 573 (2018)

RUNS BATTED IN

Game: 20 at Western NM, 3-24-17

Season: 377 (2018)

BATTING AVERAGE

Season: .351 (2018)

DOUBLES

Game: 6 vs. St. Edward's, 3-22-99;
vs. Northwood, 4-24-99;
vs. Incarnate Word, 3-24-03;
vs. Hardin-Simmons, 3-21-04;
vs. Angelo State, 4-14-12
at Western NM, 3-24-17

Season: 107 (2018)

TRIPLES

Game: 3 vs. Southeastern Okla., 3-10-96;
vs. St. Mary's, 2-10-99;
vs. Southwestern Okla., 3-8-01;
vs. Angelo State, 3-19-05;
vs. Colorado State-Pueblo, 2-15-15;
vs. Texas A&M International, 4-16-19

Season: 24 (1998)

HOME RUNS

Game: 6 vs North Alabama, 5-21-22

Season: 77 (2018)

TOTAL BASES

Game: 39 vs North Alabama, 5-21-22

Season: 925 (2018)

SLUGGING PERCENTAGE

Season: .566 (2018)

STRIKEOUTS

Game: 17 vs. A&M-Kingsville, 4-21-00

Season: 317 (2000)

BASE ON BALLS

Game: 12 vs. Howard Payne, 2-15-00

Season: 202 (2015)

HIT BY PITCH

Game: 5 at Midwestern State, 4-7-12;
vs Texas A&M-Kingsville, 3-16-13;
vs Midwestern State, 4-13-13;
vs Texas Woman's, 3-4-16

Season: 80 (2019)

SACRIFICE HITS

Game: 8 vs. A&M-Kingsville, 4-7-06

Season: 88 (2003)

ON-BASE PERCENTAGE

Season: .422 (2018)

PUTOUTS

Game: 42 vs. A&M-Kingsville, 4-7-06

Season: 1,251 (2003)

ASSISTS

Game: 19 vs. Texas Woman's, 4-23-04

Season: 556 (2016)

ERRORS

Game: 6, several times

Season: 105 (2000)

TOTAL FIELDING CHANCES

Season: 1,868 (2003)

DOUBLE PLAYS

Game: 3 vs. Northwest Missouri, 3-15-03;
vs Colordado-Colorado Springs, 5-8-04
vs Oklahoma Christian, 2-21-16;
vs Texas Woman's, 3-4-16;
at Texas A&M International, 3-8-16
at Western NM, 3-24-17

Season: 30 (2016)

FIELDING PERCENTAGE

Season: .977 (2018)

STOLEN BASES

Game: 12 vs. Prairie View A&M, 3-1-97

Season: 101 (2004)

STOLEN BASE ATTEMPTS

Game: 12 vs. Prairie View A&M, 3-1-97

Season: 116 (2004)

STOLEN BASE PERCENTAGE

Season: .933 (2017) [70-for-75]

COMPLETE GAMES

Season: 40 (2018)

SHUTOUTS

Season: 19 (2001)

INNINGS PITCHED

Game: 14, vs. A&M-Kingsville, 4-7-06;
vs. Colorado State-Pueblo, 2-16-06

Season: 417 (2003)

STRIKEOUTS

Game: 16 vs McPherson, 3-18-19

Season: 332 (2018)

WALKS ISSUED

Game: 12 vs. Colorado Mines, 2-20-12

Season: 222 (2021)

HIT BATTERS

Game: 4 vs. Delta State, 2-1-2008;
vs. Angelo State, 4-14-12

Season: 44 (2022)

WILD PITCHES

Game: 4 vs. Southeastern Okla., 3-23-96;
vs. Eastern New Mexico, 3-10-07

Season: 33 (2007)

FEWEST DOUBLES ALLOWED

Season: 20 (2020)

FEWEST TRIPLES ALLOWED

Season: 1 (2004)

FEWEST HOME RUNS ALLOWED

Season: 2 (1997)

EARNED RUN AVERAGE

Season: 1.62 (2001)

SAVES

Season: 8 (2003)

WINS

Season: 50 (2018)


WINNING PERCENTAGE

Season: .826 (2020, 19-4)



DIVISION I ERA SINGLE SEASON TEAM RECORDS

GAMES PLAYED		TRIPLES		SACRIFICE HITS		COMPLETE GAMES		WHIP	
Season	GP	Season	3B	Season	SH	Season	CG	Season	WHIP
1. 2022	55	1. 2022	11	1. 2021	27	1. 2021	30	1. 2022	1.63
2. 2021	53	2. 2021	4	2. 2022	26	2. 2022	24	2. 2021	1.99
AT BATS		HOME RUNS		ON BASE PERCENTAGE		COMPLETE GAME SHUTOUTS		WIN PERCENTAGE	
Season	AB	Season	HR	Season	OBP	Season	SHO	Season	W%
1. 2022	1529	1. 2022	55	1. 2022	.373	1. 2022	2	1. 2022	.545
2. 2021	1317	2. 2021	37	2. 2021	.319	2. 2021	2	2. 2021	.321
RUNS SCORED		TOTAL BASES		STOLEN BASES		WINS		PITCHING STRIKEOUTS	
Season	R	Season	TB	Season	SB	Season	W	Season	K
1. 2022	294	1. 2022	719	1. 2021	28	1. 2022	30	1. 2022	252
2. 2021	184	2. 2021	471	2. 2022	26	2. 2021	17	2. 2021	158
HITS		SLUGGING PERCENTAGE		STOLEN BASE ATTEMPTS		LOSSES		PUTOUTS	
Season	H	Season	SLG	Season	SBA	Season	L	Season	PO
1. 2022	452	1. 2022	.470	1. 2021	30	1. 2021	36	1. 2022	1093
2. 2021	316	2. 2021	.358	2. 2022	29	2. 2022	25	2. 2021	975
RUNS BATTED IN		OFFENSIVE STRIKEOUTS		STOLEN BASE PERCENTAGE		SAVES		ASSISTS	
Season	RBI	Season	K	Season	SB%	Season	SV	Season	A
1. 2022	257	1. 2021	271	1. 2021	.933	1. 2022	2	1. 2022	432
2. 2021	175	2. 2022	254	2. 2022	.897			2. 2021	405
BATTING AVERAGE		OFFENSIVE WALKS		PITCHING APPEARANCES		WALKS ALLOWED		ERRORS	
Season	AVG	Season	BB	Season	APP	Season	BB	Season	E
1. 2022	.296	1. 2022	148	1. 2022	98	1. 2021	222	1. 2022	55
2. 2021	.240	2. 2021	118	2. 2021	86	2. 2022	212	2. 2021	45
DOUBLES		HIT BY PITCH		INNINGS PITCHED		ERA		FIELDING PERCENTAGE	
Season	2B	Season	HBP	Season	IP	Season	ERA	Season	FLD
1. 2022	80	1. 2022	45	1. 2022	364.1	1. 2022	3.84	1. 2021	.968
2. 2021	36	2. 2021	40	2. 2021	325.0	2. 2021	5.94	2. 2022	.965



MORGAN MEDFORD



SEASON RESULTS

1996

INAUGURAL SOFTBALL SEASON

Record: 14-20 ; LSC: 0-0

Home (7-7) • Away (5-10) • Neutral (2-3)

2/19	Schreiner College	L	3-9	H
2/19	Schreiner College (9)	W	3-2	H
2/23	Northwood (9)	L	2-3	N
2/23	East Central	W	6-1	N
2/26	Texas Wesleyan	W	4-3	H
2/26	Texas Wesleyan	W	7-3	H
3/6	St. Edward's	L	0-2	A
3/6	St. Edward's	L	3-7	A
3/9	Adams State	L	5-7	N
3/9	Cameron	W	14-8	A
3/10	Southeastern Okla.	W	6-4	N
3/10	Cameron	W	9-1	A
3/11	Central Okla.	L	3-5	A
3/11	Central Okla.	L	5-10	A
3/12	Southeastern Okla.	L	2-7	A
3/12	Southeastern Okla.	L	6-7	A
3/20	Northwood	L	0-2	H
3/20	Northwood	L	2-10	H
3/23	Southeastern Okla.	L	6-7	H
3/23	Southeastern Okla.	L	0-17	H
3/26	Texas Wesleyan	W	6-1	A
3/26	Texas Wesleyan (5)	W	8-6	A
3/28	St. Edward's	L	4-5	H
3/28	St. Edward's	W	3-2	H
3/30	Schreiner College	L	0-1	A
3/30	Schreiner College	L	3-4	A
4/2	Cameron	W	5-3	H
4/2	Cameron	W	3-0	H
4/10	Northwood	W	4-3	A
4/10	Northwood	L	8-9	A
4/13	Mary Hardin-Baylor	L	0-2	N
4/13	Baylor	L	0-5	A
4/20	Central Okla.	W	3-1	H
4/20	Central Okla.	L	1-9	H

1997

Record: 15-22 ; LSC: 5-11

Home (9-7) • Away (2-8) • Neutral (4-7)

2/17	Mary Hardin-Baylor	L	4-1	A
2/17	Mary Hardin-Baylor	W	6-2	A
3/1	Prairie View A&M	W	24-1	H
3/1	Prairie View A&M	W	23-0	H
3/3	Mary Hardin-Baylor	W	10-3	H
3/3	Mary Hardin-Baylor	W	4-2	H
3/7	! Texas Woman's	L	0-5	N
3/7	! Abilene Christian	L	2-5	N
3/7	! Southeastern Okla.	L	2-5	N
3/8	! Eastern N.M.	W	17-1	N
3/13	% Incarnate Word	W	8-1	N
3/13	% Texas Lutheran	W	3-0	N
3/14	% Okla. University	L	0-4	N
3/14	% Okla. City University	L	0-7	N
3/15	% Northwood	L	4-7	N
3/15	% Incarnate Word	W	2-0	N
3/15	% Northwood	L	4-1	N
3/18	Northwood	L	2-1	H
3/18	Northwood	L	3-2	H
3/21	* A&M-Kingsville	L	2-10	A
3/21	* A&M-Kingsville	L	6-7	A
3/22	* A&M-Kingsville	L	0-1	A
3/22	* A&M-Kingsville	L	1-2	A
3/28	* Eastern N.M.	W	10-0	H
3/28	* Eastern N.M.	W	7-1	H
3/29	* Eastern N.M.	W	14-0	H
3/29	* Eastern N.M.	W	8-0	H
3/31	* Abilene Christian	L	0-2	H
3/31	* Abilene Christian	L	1-4	H
4/6	* Texas Woman's	L	1-3	A
4/6	* Texas Woman's	L	1-2	A
4/7	* Texas Woman's	W	5-2	A
4/7	* Texas Woman's	L	0-1	A
4/12	Schreiner College	W	5-0	H
4/12	Schreiner College	L	4-5	H
4/15	* Abilene Christian	L	5-6	H
4/15	* Abilene Christian	L	2-8	H

* LSC Game; ! LSC First Pitch Tournament;

% Houston College Classic

BOLD - indicates No Hitter

1998

LSC SOUTH DIVISION CHAMPIONS

Record: 35-14-1 ; LSC: 10-6

Home (19-3) • Away (10-9) • Neutral (6-2)

2/7	St. Edward's	W	4-1	H
2/7	St. Edward's	W	6-3	H
2/10	St. Mary's	L	5-6	A
2/10	St. Mary's	W	5-2	A
2/14	Howard Payne	W	7-1	H
2/14	Howard Payne	W	9-1	H
2/17	Mary Hardin-Baylor	W	2-1	H
2/17	Mary Hardin-Baylor	W	4-0	H
2/20	Incarnate Word	W	11-1	A
2/20	Incarnate Word	W	6-0	A
2/21	Texas Lutheran	W	3-0	A
2/21	Texas Lutheran	L	3-5	A
2/25	Emporia State	W	5-1	H
2/25	Emporia State	W	12-3	H
3/3	Panhandle State	W	6-4	H
3/3	Panhandle State	W	5-1	H
3/6	A&M-Kingsville	W	7-1	N
3/10	Quincy (10)	W	4-3	H
3/10	Quincy (9)	T	4-4	H
3/12	! Okla. Christian	L	3-4	N
3/12	! Incarnate Word	W	2-0	N
3/13	! Texas Lutheran	W	10-0	N
3/13	! Incarnate Word	W	2-1	N
3/13	! Nebraska	L	2-5	N
3/21	Northwood (8)	L	2-3	H
3/24	Pittsburg State	W	9-4	H
3/24	Pittsburg State	W	11-3	H
3/28	Northwood	W	2-1	A
3/28	Northwood (8)	L	1-2	A
4/3	* A&M-Kingsville	L	0-6	H
4/3	* A&M-Kingsville	W	6-0	H
4/4	* A&M-Kingsville	L	3-4	H
4/4	* A&M-Kingsville	W	3-1	H
4/10	* Eastern N.M.	W	5-2	A
4/10	* Eastern N.M.	L	4-5	A
4/11	* Eastern N.M.	W	8-6	A
4/11	* Eastern N.M.	L	6-12	A
4/17	* Texas Woman's	W	6-1	H
4/17	* Texas Woman's	W	3-2	H
4/18	* Texas Woman's (8)	W	2-1	H
4/18	* Texas Woman's (8)	W	5-4	H
4/24	* Abilene Christian (8)	W	5-4	A
4/24	* Abilene Christian	L	4-6	A
4/24	* Abilene Christian	L	0-3	A
4/24	* Abilene Christian	W	6-3	A
5/1	# Northeastern State	W	6-0	N
5/1	# Central Okla.	L	3-6	A
5/2	# A&M-Kingsville	W	1-0	N
5/3	# Central Okla. (8)	W	6-2	A
5/3	# Central Okla.	L	4-5	A

! Houston College Classic; LSC Game;

LSC Tournament

BOLD - indicates No Hitter

JAYLYN JOHNSON



SEASON RESULTS

1999

LSC SOUTH DIVISION CHAMPIONS

Record: 26-16-1 ; LSC: 12-4

Home (13-7-1) • Away (8-9) • Neutral (5-0)

2/10	St. Mary's	W	4-3	H
2/10	St. Mary's	L	8-9	H
2/12	! Washburn	W	3-2	N
2/12	! Western N.M. (7)	W	2-1	N
2/12	! CSU-Pueblo	L	0-1	A
2/13	! Ft. Hayes (KS)	W	10-1	N
2/13	! Eastern N.M.	W	4-2	N
2/13	! Western N.M.	W	4-2	N
2/16	Texas Wesleyan	L	3-4	H
2/16	Texas Wesleyan	T	3-3	H
2/24	Emporia State	L	3-7	H
2/24	Emporia State	W	7-1	H
2/27	Incarinate Word	L	1-4	H
2/27	Incarinate Word	W	2-1	H
3/1	Texas Wesleyan	L	4-5	A
3/1	Texas Wesleyan	L	4-6	A
3/4	Northwood	W	11-3	H
3/4	Northwood	W	10-1	H
3/9	Southeastern Okla.	L	2-3	A
3/9	Southeastern Okla.	L	1-4	A
3/22	St. Edward's	L	1-3	A
3/22	St. Edward's (9)	W	5-4	A
3/26	* A&M-Kingsville	L	0-2	A
3/26	* A&M-Kingsville	W	1-0	A
3/27	* A&M-Kingsville	W	6-3	A
3/27	* A&M-Kingsville	L	3-4	A
4/2	* Eastern N.M.	W	8-4	H
4/2	* Eastern N.M.	W	2-1	H
4/3	* Eastern N.M.	W	4-2	H
4/3	* Eastern N.M.	W	1-0	H
4/9	* Texas Woman's	W	4-1	A
4/9	* Texas Woman's	L	3-4	A
4/10	* Texas Woman's	W	2-0	A
4/10	* Texas Woman's	W	5-0	A
4/16	* Abilene Christian	W	5-4	H
4/16	* Abilene Christian	W	4-2	H
4/17	* Abilene Christian	W	4-3	H
4/17	* Abilene Christian	L	0-2	H
4/24	Northwood	W	12-4	A
4/24	Northwood	W	12-6	A
4/30	# Southeastern Okla.	L	0-6	H
4/30	# Texas Woman's	W	5-4	H
5/1	# East Central	L	0-5	H

! Thunderwolves Invitational; * LSC Game;

LSC Tournament

2000

LSC SOUTH DIVISION CHAMPIONS

Record: 34-26 ; LSC: 8-6

Home (10-8) • Away (5-10) • Neutral (19-8)

2/7	Texas Wesleyan	L	5-6	H
2/7	Texas Wesleyan	L	1-7	H
2/11	! Eastern N.M.	W	7-4	N
2/11	! Washburn	W	8-3	N
2/11	! Nebraska-Kearney	W	2-1	N
2/12	! Panhandle State	W	10-6	N
2/12	! Western N.M.	L	0-9	N
2/15	Howard Payne	W	9-0	H
2/15	Howard Payne	W	16-0	H
2/19	\$ East Central	W	5-0	N
2/19	\$ Northeastern Okla. (8)	W	2-1	N
2/19	\$ Southwestern Okla.	L	0-1	N
2/22	St. Edward's	W	1-0	H
2/22	St. Edward's	L	0-6	H
2/24	St. Mary's	W	2-1	H
2/24	St. Mary's	L	5-6	H
2/26	Colorado Mesa (8)	W	4-3	N
2/26	% Incarnate Word	W	11-3	N
3/3	% Regis	W	5-2	N
3/3	% California	W	3-0	N
3/4	% Southern Arkansas	W	12-0	N
3/4	% Regis (9)	L	2-3	N
3/4	% Texas Wesleyan	L	5-7	N
3/7	Panhandle State	W	5-1	H
3/7	Panhandle State	W	5-2	H
3/10	& Central (9)	L	4-11	N
3/10	& Southwest Baptist	W	8-0	A
3/10	& Northeastern Okla.	W	1-0	N
3/13	+ Quincy	W	2-0	N

3/13	+ Texas Wesleyan	L	0-4	A
3/14	+ Quincy	W	6-4	N
3/16	+ St. Mary's	W	5-3	N
3/16	+ Southwestern Okla.	W	3-2	N
3/16	+ Missouri Southern	W	4-2	N
3/17	+ Southern Arkansas	L	1-3	N
3/17	+ Panhandle State	L	1-3	N
3/24	* Eastern N.M.	W	6-4	A
3/24	* Eastern N.M.	L	0-6	A
3/25	* Eastern N.M.	W	9-4	A
3/25	* Eastern N.M.	L	3-5	A
3/31	* Texas Woman's (8)	W	2-1	H
3/31	* Texas Woman's	L	0-4	H
4/7	* Abilene Christian	L	0-3	A
4/7	* Abilene Christian	W	1-0	A
4/8	* Abilene Christian (11)	L	6-7	A
4/8	* Abilene Christian	W	4-2	A
4/10	Incarinate Word	L	2-3	A
4/10	Incarinate Word	L	1-9	A
4/11	St. Mary's	L	3-4	A
4/11	St. Mary's	L	1-2	A
4/15	Texas Lutheran	L	1-5	H
4/15	Texas Lutheran	L	2-6	H
4/21	* A&M-Kingsville (11)	L	4-5	H
4/21	* A&M-Kingsville	W	3-0	H
4/22	* A&M-Kingsville	W	4-2	H
4/22	* A&M-Kingsville	W	13-1	H
4/28	# Texas Woman's	W	7-1	N
4/29	# Southeastern Okla.	L	3-4	N
4/29	# Texas Woman's	L	0-2	N

! Thunderwolves Invitational; \$ LSC Crossover;

% Irving In-Region Tournament; & SBU Invite;

+ Texas Wesleyan Tournament;

* LSC Game; # LSC Tournament



ALICIA PETERSMA



SEASON RESULTS

2001

Record: 36-18 ; LSC: 8-6

Home (13-3) • Away (13-9) • Neutral (10-6)

2/6	Howard Payne	W	3-2	A
2/6	Howard Payne	W	6-0	A
2/8	Northwood	W	4-0	H
2/8	Northwood	W	8-0	H
2/10	St. Edward's	L	7-8	A
2/10	St. Edward's	L	5-6	A
2/18	Texas Wesleyan (8)	L	1-2	A
2/18	Texas Wesleyan	W	3-0	A
2/19	Mary Hardin-Baylor	W	2-0	H
2/19	Mary Hardin-Baylor	W	8-0	H
2/23	! IUPUI-Indianapolis	W	3-2	N
2/23	! North Alabama	W	2-0	N
2/23	! Lewis	L	1-2	N
2/24	! Bellarmine	L	1-2	N
2/24	! Carson-Newman	W	4-1	N
2/25	! IUPUI-Indianapolis	W	4-0	N
2/25	! Lewis	L	4-8	N
3/3	Central Okla.	W	4-2	A
3/3	Central Okla.	L	0-1	A
3/4	Central Okla. (8)	L	5-7	A
3/4	Central Okla.	L	1-2	A
3/6	Panhandle State	W	9-0	H
3/6	Panhandle State	W	6-0	H
3/8	\$ Southwestern Okla.	W	7-2	N
3/8	\$ Texas Wesleyan	L	0-1	N
3/10	\$ Dakota State	W	8-0	N
3/10	\$ St. Mary's	W	1-0	N
3/10	\$ Southeastern Okla.	W	2-1	N

3/10	\$ St. Gregory's	W	2-1	N
3/17	Southeastern Okla.	W	9-0	H
3/17	Southeastern Okla.	W	6-1	H
3/23	* Eastern N.M.	W	2-1	H
3/23	* Eastern N.M. (8)	L	1-4	H
3/30	* Texas Woman's	W	5-4	A
3/30	* Texas Woman's	W	5-1	A
3/31	* Texas Woman's	W	6-0	A
3/31	* Texas Woman's	L	1-2	A
4/6	* Abilene Christian	W	10-3	H
4/6	* Abilene Christian	L	1-4	H
4/7	* Abilene Christian	W	5-0	H
4/7	* Abilene Christian	L	5-9	H
4/10	St. Mary's	W	4-3	A
4/10	St. Mary's	W	10-2	A
4/13	Northwood	W	5-2	A
4/13	Northwood	W	8-0	A
4/14	Incarnate Word	W	4-0	H
4/14	Incarnate Word	W	4-1	H
4/20	* A&M-Kingsville	W	5-1	A
4/20	* A&M-Kingsville	L	3-5	A
4/21	* A&M-Kingsville	W	2-0	A
4/21	* A&M-Kingsville	L	3-8	A
4/27	# Southwestern Okla.	W	5-0	N
4/27	# Southeastern Okla. (8)	L	1-2	N
4/27	# Northeastern State	L	2-6	N

! North Alabama Classic in Florence, Ala.;

\$ Alamo Invitational in San Antonio;

* LSC Game; # LSC Tournament;

BOLD - indicates No Hitter

2002

Record: 29-19 ; LSC: 8-7

Home (15-6) • Away (4-4) • Neutral (10-9)

2/7	Howard Payne	W	3-0	H
2/7	Howard Payne	W	7-3	H
2/8	Northwood	W	6-2	A
2/8	Northwood	W	6-4	A
2/10	! Arkansas-Monticello	W	4-2	N
2/10	! Central Arkansas	W	5-4	N
2/12	Incarnate Word	L	3-9	A
2/12	Incarnate Word	W	8-5	A
2/15	\$ Cameron	W	7-2	N
2/15	\$ Central Okla.	W	6-5	N
2/16	\$ East Central	L	2-3	N
2/16	\$ Northeastern State	L	1-2	N
2/18	St. Mary's	W	5-2	H
2/18	St. Mary's	L	2-7	H
2/21	Northwood	W	3-2	H
2/21	Northwood	W	12-0	H
2/23	St. Edward's (8)	L	3-6	H
2/23	St. Edward's	W	4-0	H
3/1	% Nebraska-Omaha	L	2-5	N
3/1	% St. Leo	L	3-7	N
3/3	% Augustana	L	3-4	N
3/7	& Cameron	W	10-2	N
3/7	& St. Mary's	L	1-9	N
3/8	& Southeastern Okla.	W	9-4	N
3/8	& Texas Woman's	FORF	3-4	N
3/9	& Incarnate Word	L	3-8	N
3/12	Incarnate Word	W	4-1	H
3/12	Incarnate Word	W	7-4	H
3/15	+ South Dakota State	W	16-6	N
3/15	+ Washburn	L	7-8	N
3/15	+ Colorado Springs	W	9-2	N
3/16	+ South Dakota State	W	5-2	N
3/16	+ Washburn (8)	L	9-10	N
3/22	* Texas Woman's	FORF	3-5	H
3/22	* Texas Woman's	W	2-1	H
3/23	* Texas Woman's	FORF	3-9	H
3/23	* Texas Woman's	W	4-3	H
4/5	* Angelo State	L	4-10	H
4/5	* Angelo State	L	2-6	H
4/6	* Angelo State	W	5-1	H
4/12	* A&M-Kingsville	L	3-5	H
4/12	* A&M-Kingsville	W	5-4	H
4/13	* A&M-Kingsville	L	1-3	H
4/13	* A&M-Kingsville	W	3-0	H
4/19	* Eastern N.M.	L	4-5	A
4/19	* Eastern N.M.	L	2-5	A
4/20	* Eastern N.M.	L	0-1	A
4/20	* Eastern N.M.	W	5-0	A

! Southern Arkansas Shootout; \$ LSC First Pitch;

% NFCA Division II Lead-off Classic in Irving;

& Alamo Invitational in San Antonio;

+ Washburn Tournament; * LSC Game

Texas Woman's forfeit due to ineligible player



GRACIE VILLA



SEASON RESULTS

2003

LSC SOUTH DIVISION CHAMPIONS

NCAA REGIONAL TOURNAMENT QUALIFIER

Record: 41-20 ; LSC: 16-4

Home (13-5) • Away (18-7) • Neutral (10-8)

2/11	Howard Payne	W	10-0	A
2/12	Howard Payne	W	11-1	A
2/14	! Southeastern Okla.	L	0-2	N
2/14	! Southwestern Okla.	L	5-6	N
2/15	! Cameron	W	9-0	N
2/15	! East Central	W	8-4	N
2/18	Northwood	W	5-0	H
2/18	Northwood	L	3-4	H
2/20	Southwestern Okla.	L	1-3	A
2/20	Southwestern Okla.	W	5-3	A
2/22	Southwestern Okla.	W	7-2	A
2/22	Southwestern Okla.	L	2-3	A
2/24	St. Mary's	L	0-3	A
3/3	Texas Wesleyan	W	3-0	A
3/3	Texas Wesleyan	W	4-1	A
3/6	St. Edward's	W	7-1	H
3/6	St. Edward's (10)	W	3-2	H
3/8	St. Mary's	L	0-3	H
3/8	Northeastern State	W	2-0	H
3/9	Northeastern State (8)	L	3-4	H
3/9	St. Mary's (8)	L	1-2	H
3/13	\$ Lincoln University	W	9-1	N
3/13	\$ Missouri Western	W	10-4	N
3/14	\$ Oakland City	W	14-2	N
3/14	\$ Quincy	W	2-1	N
3/15	\$ Northwest Missouri (8)	L	2-3	N
3/15	\$ Missouri-Rolla	L	0-3	N
3/17	Southern Arkansas	W	2-1	H
3/17	Southern Arkansas	W	5-0	H
3/21	* Abilene Christian	L	0-3	H

3/21	* Abilene Christian	W	3-0	H
3/23	* Abilene Christian	W	4-3	H
3/23	* Abilene Christian	W	4-1	H
3/24	Incarnate Word	W	8-6	A
3/24	Incarnate Word	L	3-5	A
3/28	* Angelo State	L	0-8	A
3/28	* Angelo State	L	2-10	A
3/29	* Angelo State	W	5-4	A
3/29	* Angelo State	W	7-5	A
4/4	* A&M-Kingsville	W	7-0	A
4/4	* A&M-Kingsville	W	7-3	A
4/5	* A&M-Kingsville	W	6-5	A
4/5	* A&M-Kingsville	L	0-8	A
4/11	* Eastern N.M.	W	6-0	H
4/11	* Eastern N.M.	W	6-2	H
4/12	* Eastern N.M.	W	10-3	H
4/12	* Eastern N.M. (9)	W	5-4	H
4/16	St. Edward's	W	6-3	A
4/16	St. Edward's	W	3-2	A
4/25	* Texas Woman's	W	2-0	A
4/25	* Texas Woman's	W	9-7	A
4/26	* Texas Woman's	W	4-2	A
4/26	* Texas Woman's	W	4-1	A
5/2	# Central Okla.	W	5-3	N
5/2	# Southeastern Okla. (9)	W	7-0	N
5/3	# Angelo State	L	2-4	N
5/3	# Southeastern Okla.	L	1-2	N
5/8	^ Fort Hayes	W	6-2	N
5/8	^ Angelo State	L	3-4	N
5/9	^ Southeastern Okla.	W	3-2	N
5/9	^ A&M-Kingsville (8)	L	5-6	N

! LSC First Pitch; \$ West Florida Spring Fling;

* LSC Game; # LSC Tournament;

^ NCAA South Central Tournament

2004

NCAA REGIONAL TOURNAMENT QUALIFIER

Record: 30-17 ; LSC: 10-6

Home (7-8) • Away (12-3) • Neutral (11-6)

2/6	! Nebraska-Kearney	W	12-7	N
2/6	! Colorado Mesa	W	5-2	N
2/7	! Adams State	W	9-3	N
2/7	! Fort Lewis	W	12-2	N
2/7	! N.M. Highlands	W	2-0	N
2/8	! Colorado Springs	W	7-3	N
2/10	Panhandle State	L	5-6	H
2/10	Panhandle State	W	10-2	H
2/17	St. Mary's	W	8-0	H
2/17	St. Mary's	L	0-3	H
2/20	Hardin-Simmons	W	8-0	H
2/20	Hardin-Simmons	W	11-2	H
2/21	Hardin-Simmons	W	13-0	A
2/21	Hardin-Simmons	W	8-0	A
2/27	\$ Panhandle State	W	6-1	N
2/27	\$ Emporia State	W	2-1	N
3/1	\$ Washburn	L	2-4	N
3/1	\$ Okla. Baptist	W	16-2	N
3/11	% St. Mary's	L	2-7	N
3/11	% St. Gregory's (8)	L	2-3	N
3/19	* Abilene Christian	L	3-7	A
3/19	* Abilene Christian	W	8-3	A
3/20	* Abilene Christian	W	11-8	A
3/20	* Abilene Christian (11)	W	7-5	A
3/26	* Angelo State	L	0-11	H
3/26	* Angelo State	L	5-8	H
3/27	* Angelo State	W	6-5	H
3/27	* Angelo State	W	8-2	H
4/3	* A&M-Kingsville (9)	W	3-2	H
4/3	* A&M-Kingsville (10)	L	3-7	H
4/9	Incarnate Word	L	3-4	A
4/9	Incarnate Word	W	8-0	A
4/10	St. Mary's	W	6-5	A
4/10	St. Mary's	L	2-3	A
4/16	* Eastern N.M.	W	3-0	A
4/16	* Eastern N.M.	W	7-2	A
4/17	* Eastern N.M.	W	5-2	A
4/17	* Eastern N.M.	W	5-1	A
4/23	* Texas Woman's (9)	L	5-8	H
4/23	* Texas Woman's (8)	L	2-4	H
4/29	# Southeastern Okla.	W	5-2	N
4/30	# Angelo State	L	1-4	N
4/30	# Northeastern State	L	0-4	N
5/6	^ Texas Woman's	W	5-3	N
5/6	^ Angelo State	L	0-5	N
5/7	^ Midwestern State	W	3-1	N
5/8	^ Colorado Springs	L	3-5	N

! Las Vegas Division II Shootout;

\$ Southwestern Okla. Invite; % Alamo Invitational; * LSC

Game; # LSC Tournament;

^ NCAA South Central Tournament



MONICA GARZA



SEASON RESULTS

2005

Record: 24-21 ; LSC: 12-8

Home (12-5) • Away (7-12) • Neutral (5-4)

2/5	St. Edward's	L	1-3	A
2/5	St. Edward's	L	1-4	A
2/8	St. Mary's (8)	W	6-4	A
2/8	St. Mary's	L	0-5	A
2/9	Northwood	W	9-1	H
2/9	Northwood	W	8-0	H
2/12	Texas Wesleyan	L	2-5	H
2/15	Panhandle State	W	13-1	H
2/15	Panhandle State	W	9-4	H
2/17	Southeastern Okla.	L	0-1	H
2/17	Southeastern Okla.	L	2-7	H
2/22	Midwestern State	L	4-8	A
2/22	Midwestern State	L	2-8	A
2/25	! Cameron	W	4-0	N
2/25	! Midwestern State	W	4-2	N
2/26	! Central Okla.	L	2-3	N
3/4	\$ Northeastern State	L	2-4	N
3/4	\$ Central Okla.	W	2-0	N
3/5	\$ Okla. City	W	9-5	N
3/5	\$ Northeastern State	L	0-1	N
3/6	\$ Panhandle State	W	11-5	N
3/11	* Abilene Christian	W	5-2	H
3/11	* Abilene Christian (11)	W	4-3	H
3/12	* Abilene Christian	L	6-7	H
3/12	* Abilene Christian	L	6-8	H
3/18	* Angelo State	L	7-10	A
3/18	* Angelo State	L	3-11	A
3/19	* Angelo State	L	6-7	A
3/19	* Angelo State	W	10-7	A
3/23	St. Edward's	W	5-2	H
3/23	St. Edward's (8)	W	2-1	H
4/1	* A&M-Kingsville	L	0-4	A
4/1	* A&M-Kingsville	W	7-4	A
4/2	* A&M-Kingsville	L	4-5	A
4/2	* A&M-Kingsville	L	3-5	A
4/8	* Eastern N.M.	W	3-2	H
4/8	* Eastern N.M.	W	8-4	H
4/9	* Eastern N.M.	W	5-4	H
4/9	* Eastern N.M.	W	4-3	H
4/15	* Texas Woman's	W	1-0	A
4/15	* Texas Woman's	W	6-1	A
4/16	* Texas Woman's	W	4-3	A
4/16	* Texas Woman's (9)	W	3-2	A
4/21	# Midwestern State	L	4-6	A
4/22	# Southeastern Okla. (9)	L	4-5	N

! LSC First Pitch; \$ Central Okla. Invitational;

* LSC Game; # LSC Tournament



BRYNN KAMENICKY



AMY BRAQUET

2006

Record: 25-22 ; LSC: 9-15

Home (5-11) • Away (10-10) • Neutral (10-1)

2/7	Southeastern Okla.	L	1-3	A
2/7	Southeastern Okla.	W	7-2	A
2/10	! Regis	W	8-4	N
2/10	! Panhandle State	W	17-1	N
2/11	! N.M. Highlands	FORF	0-0	N
2/12	! Adams State	W	11-1	N
2/12	! CSU-Pueblo	W	10-4	N
2/14	St. Edward's	W	4-2	A
2/14	St. Edward's	L	1-4	A
2/20	St. Edward's	L	3-9	H
2/20	St. Edward's	L	1-11	H
2/22	St. Mary's	W	5-2	H
2/22	St. Mary's	L	0-2	H
2/28	Northwood	W	8-3	A
2/28	Northwood	W	7-6	A
3/3	\$ St. Gregory's	W	1-0	N
3/3	\$ Okla. City	W	6-2	N
3/4	\$ Central Okla.	L	0-8	N
3/4	\$ Okla. Baptist	W	17-6	N
3/5	\$ Pittsburg State	W	9-1	N
3/5	\$ Southwestern Okla.	W	5-1	N
3/10	* Eastern N.M.	W	11-3	H
3/10	* Eastern N.M.	L	4-7	H
3/11	* Eastern N.M.	W	5-3	H
3/11	* Eastern N.M.	L	0-3	H
3/17	* West Texas A&M	W	9-7	A
3/17	* West Texas A&M	L	1-9	A
3/18	* West Texas A&M	W	12-1	A
3/18	* West Texas A&M	W	15-6	A
3/24	* Abilene Christian	L	3-5	H
3/24	* Abilene Christian	L	5-11	H
3/25	* Abilene Christian	L	0-9	H
3/25	* Abilene Christian	L	7-13	H
3/31	* Texas Woman's	L	3-4	A
3/31	* Texas Woman's	W	9-7	A
4/1	* Texas Woman's (8)	W	11-6	A
4/1	* Texas Woman's	L	1-6	A
4/7	* A&M-Kingsville (14)	L	7-8	H
4/7	* A&M-Kingsville	W	7-6	H
4/8	* A&M-Kingsville	W	1-0	H
4/8	* A&M-Kingsville	L	0-9	H
4/14	* Angelo State	L	0-8	A
4/14	* Angelo State	L	1-4	A
4/15	* Angelo State	L	2-10	A
4/15	* Angelo State	L	2-4	A
4/19	St. Mary's	W	1-0	A
4/19	St. Mary's	L	2-11	A

! West Texas A&M Invitational;

\$ Central Okla. Invitational; * LSC Game

NMHU Forfeited Tournament Game



SEASON RESULTS

2007

NCAA REGIONAL QUALIFIER

Record: 36-20 ; LSC: 13-11

Home (12-7) • Away (16-9) • Neutral (8-4)

2/6	Texas Wesleyan	W	12-2	H
2/6	Texas Wesleyan	W	8-6	H
2/8	Southeastern Okla.	L	1-3	H
2/8	Southeastern Okla.	W	4-3	H
2/15	! San Francisco State	W	5-4	N
2/15	! Missouri Western	W	8-0	N
2/16	! Seattle	W	6-2	N
2/16	! Emporia State	L	2-4	N
2/17	! Western N.M.	W	8-0	N
2/17	! CSU-Dominguez Hills	L	9-11	N
2/21	St. Edward's	W	2-1	H
2/21	St. Edward's	W	7-6	H
2/24	St. Mary's	L	1-2	A
2/24	St. Mary's	W	3-0	A
2/28	St. Edward's (9)	L	1-2	A
2/28	St. Edward's	W	5-1	A
3/4	Fort Hayes	W	6-4	A
3/4	Fort Hayes	W	9-7	A
3/9	* Eastern N.M. (9)	W	8-6	A
3/9	* Eastern N.M.	L	12-18	A
3/10	* Eastern N.M.	L	1-3	A
3/10	* Eastern N.M.	W	6-5	A
3/16	* West Texas A&M	W	4-1	H
3/16	* West Texas A&M	L	1-2	H
3/17	* West Texas A&M	W	3-2	H
3/17	* West Texas A&M	W	8-0	H
3/23	* Abilene Christian	W	5-3	A
3/23	* Abilene Christian	W	6-3	A

3/24	* Abilene Christian	L	2-8	A
3/24	* Abilene Christian (9)	L	4-5	A
3/30	\$ Southeastern Okla.	W	6-1	N
4/3	Texas Wesleyan	W	10-0	A
4/3	Texas Wesleyan	W	8-3	A
4/6	Midwestern State	W	7-1	A
4/6	Midwestern State (8)	W	5-3	A
4/10	Northwood	W	4-1	A
4/10	Northwood	W	12-2	A
4/14	* Texas Woman's	W	2-1	H
4/14	* Texas Woman's	L	3-6	H
4/15	* Texas Woman's	W	7-1	H
4/15	* Texas Woman's	L	0-2	H
4/20	* A&M-Kingsville	W	3-2	A
4/20	* A&M-Kingsville	L	1-6	A
4/21	* A&M-Kingsville	L	5-6	A
4/21	* A&M-Kingsville	W	8-5	A
4/27	* Angelo State	L	0-3	H
4/27	* Angelo State	W	7-5	H
4/28	* Angelo State	L	1-3	H
4/28	* Angelo State	W	12-5	H
5/3	# Northeastern State	L	1-2	N
5/4	# Cameron	W	4-1	N
5/4	# Central Okla.	L	1-7	N
5/10	^ St. Edward's	L	4-5	N
5/11	^ A&M-Kingsville (8)	W	4-2	N
5/12	^ Northeastern State	W	6-1	N
5/12	^ Angelo State	L	0-5	N

! NFCA Division II Leadoff Classic in Phoenix, AZ;

\$ LSC Crossover; * LSC Game; # LSC Tournament

^ NCAA South Central Tournament

2008

LSC SOUTH DIVISION CHAMPIONS

Record: 28-24 ; LSC: 15-3

Home (11-4) • Away (10-9) • Neutral (7-11)

2/1	! Delta State	W	5-4	N
2/1	! Cameron	W	11-4	N
2/2	! Midwestern State	L	3-5	N
2/2	! Texas A&M Int'l	W	2-1	N
2/3	! Incarnate Word (8)	L	3-4	N
2/8	Southwestern Okla.	W	10-2	H
2/8	Southwestern Okla.	L	2-4	H
2/9	Incarnate Word	L	4-7	H
2/9	Incarnate Word (8)	L	3-6	H
2/14	Southeastern Okla.	L	6-9	A
2/14	Southeastern Okla.	L	0-9	A
2/22	\$ Tampa	L	2-5	N
2/22	\$ Eckerd	W	11-0	A
2/23	\$ Nova Southeastern	L	7-10	N
2/24	\$ Florida Tech	L	0-4	N
2/24	\$ Palm Beach Atlantic	W	2-0	N
2/29	Angelo State	L	0-12	A
2/29	Angelo State (8)	L	3-4	A
3/1	Angelo State	W	4-2	A
3/4	St. Edward's (8)	L	3-4	A
3/4	St. Edward's	L	1-7	A
3/11	St. Mary's	W	4-3	H
3/11	St. Mary's	W	5-1	H
3/14	* Eastern N.M.	W	2-0	H
3/15	* Eastern N.M.	W	4-2	H
3/15	* Eastern N.M.	W	9-1	H
3/21	* St. Mary's	W	2-1	A
3/21	* St. Mary's	L	0-4	A
3/28	% Midwestern State	W	8-4	N
3/28	% Central Okla.	L	7-19	N
3/29	% Southeastern Okla.	L	2-5	N
3/29	% Northeastern State	W	7-3	N
3/29	% Southwestern Okla.	L	2-3	N
3/30	% Cameron	L	4-5	N
3/30	% East Central	W	2-1	N
4/5	* West Texas A&M	W	10-0	A
4/5	* West Texas A&M	W	6-3	A
4/6	* West Texas A&M	W	13-2	A
4/8	Incarnate Word	L	1-2	A
4/8	Incarnate Word	L	4-8	A
4/12	* Abilene Christian	W	5-2	H
4/12	* Abilene Christian	L	4-6	H
4/13	* Abilene Christian	W	8-1	H
4/18	* Texas Woman's	W	6-0	A
4/19	* Texas Woman's	W	5-1	A
4/19	* Texas Woman's	W	5-1	A
4/26	* A&M-Kingsville	W	3-1	H
4/26	* A&M-Kingsville (9)	W	4-3	H
4/27	* A&M-Kingsville	W	4-0	H
5/1	# Midwestern State	L	0-8	N
5/1	# A&M-Kingsville	W	6-2	N
5/2	# Abilene Christian (8)	L	2-3	N

! St. Mary's Classic; \$ Eckerd D2 Tournament;

% LSC Cross; * LSC Game; # LSC Tournament



BROOKE SAULTERS



SEASON RESULTS

2009

Record: 26-22 ; LSC: 8-10

Home (11-8) • Away (8-8) • Neutral (7-6)

2/5	!	St. Leo (9)	W	7-6	N
2/6	!	Rollins	L	1-9	N
2/6	!	Washburn	W	8-2	N
2/7	!	Incarnate Word	W	5-4	N
2/7	!	Southeastern Okla.	L	0-1	N
2/12		Southeastern Okla.	W	3-2	H
2/12		Southeastern Okla.	W	3-1	H
2/14		Cameron	W	5-4	H
2/14		Cameron	W	3-2	H
2/17		St. Edward's	L	6-7	A
2/17		St. Edward's	W	4-3	A
2/20	\$	Missouri Southern	W	5-3	N
2/20	\$	Southern Arkansas	W	8-0	N
2/21	\$	Cameron	L	2-8	N
2/22	\$	Drury	L	5-6	N
2/22	\$	Henderson State	W	7-0	A
2/27	*	A&M-Kingsville	L	2-3	A
2/27	*	A&M-Kingsville	W	7-2	A
2/28	*	A&M-Kingsville	L	2-3	A
3/3		St. Mary's	W	3-0	H
3/3		St. Mary's	W	3-1	H
3/6	*	Angelo State	W	12-6	H
3/7	*	Angelo State	L	1-7	H
3/7	*	Angelo State	L	4-9	H
3/13		Southwest Baptist	W	4-0	N
3/13		Washburn	W	4-3	N
3/14		Truman	L	1-4	N
3/14		Nebraska-Omaha	L	1-2	N
3/15		Truman	L	1-5	N
3/15		Emporia State	L	6-10	N
3/17		St. Edward's	L	3-7	H
3/17		St. Edward's	L	3-10	H
3/20	*	Eastern N.M.	W	12-5	A
3/20	*	Eastern N.M.	W	9-0	A
3/21	*	Eastern N.M.	W	15-10	A
4/3	*	West Texas A&M	W	3-2	H
4/3	*	West Texas A&M	L	4-7	H
4/4	*	West Texas A&M	W	4-3	H
4/7		St. Mary's	W	6-1	A
4/7		St. Mary's	W	8-3	A
4/10	*	Abilene Christian	L	10-12	A
4/10	*	Abilene Christian	L	1-4	A
4/11	*	Abilene Christian	L	4-5	A
4/14		Texas A&M Int'l	W	9-1	H
4/14		Texas A&M Int'l (8)	L	2-8	H
4/18	*	Texas Woman's (10)	L	1-2	H
4/18	*	Texas Woman's	W	4-2	H
4/19	*	Texas Woman's (8)	L	1-3	H

! St. Mary's Classic; \$ Henderson State Classic;

* LSC Game

2010

Record: 23-27 ; LSC: 8-9

Home (12-4) • Away (5-19) • Neutral (6-4)

2/2		Southeastern Okla.	L	1-2	A
2/2		Southeastern Okla.	L	1-5	A
2/5	!	Cameron	W	4-1	N
2/5	!	Midwestern State	L	1-6	N
2/6	!	East Central	W	1-0	N
2/6	!	UT-Permian Basin	W	3-2	N
2/7	!	Texas A&M Int'l	W	6-1	N
2/17		St. Edward's	L	0-5	H
2/17		St. Edward's	W	11-1	H
2/25		Incarnate Word	L	3-4	H
2/25		Incarnate Word	W	7-0	H
2/26		St. Mary's (8)	W	4-3	H
2/26		St. Mary's	W	7-4	H
3/2		Incarnate Word	L	1-7	A
3/2		Incarnate Word	W	2-1	A
3/6		Southwestern Okla. (8)	L	2-3	A
3/6		Southwestern Okla.	L	2-4	A
3/12	*	Angelo State	L	3-6	A
3/13	*	Angelo State	L	6-7	A
3/13	*	Angelo State	L	1-2	A
3/16		Texas A&M Int'l	L	7-8	H
3/16		Texas A&M Int'l	W	11-2	H
3/19		Central Okla. (8)	W	7-6	A
3/19		Central Okla.	L	4-7	A
3/23		St. Mary's	W	6-3	A
3/23		St. Mary's	L	8-12	A
3/26	\$	East Central	W	10-4	N
3/26	\$	Central Okla.	L	1-2	N
3/27	\$	Midwestern State	L	0-6	N
3/27	\$	Cameron	L	2-3	N
3/28	\$	Southwestern Okla.	W	7-3	N
3/28	\$	Southeastern Okla.	W	9-6	N
4/2	*	Eastern N.M.	W	10-2	H
4/2	*	Eastern N.M. (8)	W	7-6	H
4/4	*	Eastern N.M.	W	5-4	H
4/9	*	West Texas A&M	L	4-10	A
4/9	*	West Texas A&M	L	2-12	A
4/10	*	West Texas A&M	L	4-10	A
4/13		St. Edward's	L	2-3	A
4/13		St. Edward's	L	0-6	A
4/16	*	Abilene Christian	W	5-0	H
4/16	*	Abilene Christian	W	3-2	H
4/23	*	Texas Woman's	L	0-4	A
4/24	*	Texas Woman's	W	4-1	A
4/24	*	Texas Woman's	L	1-2	A
5/2	*	A&M-Kingsville	W	4-3	H
5/2	*	A&M-Kingsville	L	0-11	H
5/3	*	A&M-Kingsville	W	4-3	H
5/5	#	Midwestern State	L	2-11	N
5/6	#	Southeastern Okla.	L	1-4	N

! St. Mary's Invitational; \$ LSC Crossover;

* LSC Game; # LSC Tournament

2011

Record: 22-25-1 ; LSC: 10-11

Home (6-11-1) • Away (12-8) • Neutral (4-6)

2/12		Newman (6)	W	8-0	H
2/12		Newman	W	9-1	H
2/14		Texas A&M Int'l (8)	W	7-4	A
2/14		Texas A&M Int'l	L	0-6	A
2/18	!	Emporia State	W	9-8	N
2/18	!	St. Mary's	W	5-3	A
2/19	!	Emporia State	L	0-6	N
2/19	!	St. Mary's	W	8-0	A
2/22		Cameron (12)	L	0-2	H
2/22		Cameron (6)	T	5-5	H
2/25	\$	Southern Arkansas	L	2-3	A
2/25	\$	Southern Arkansas	W	3-1	A
2/26	\$	Ouachita Baptist	W	2-1	N
2/26	\$	Ouachita Baptist	L	0-1	N
3/1		Panhandle State	W	11-2	A
3/1		Panhandle State	W	8-1	A
3/5		Lubbock Christian (8)	L	3-5	H
3/5		Lubbock Christian	L	6-8	H
3/11	*	Texas Woman's	L	0-2	H
3/12	*	Texas Woman's	W	6-5	H
3/12	*	Texas Woman's	W	9-0	H
3/18	*	A&M-Kingsville (8)	W	2-1	A
3/18	*	A&M-Kingsville	W	11-5	A
3/19	*	A&M-Kingsville	L	5-7	A
3/22		Henderson State	L	1-3	N
3/22		Henderson State	W	7-1	N
3/25	*	Angelo State	L	3-6	H
3/25	*	Angelo State	L	4-7	H
3/26	*	Angelo State	W	4-3	H
4/1	%	East Central	L	2-4	N
4/1	%	Northeastern State	L	2-5	N
4/2	%	Central Okla.	L	2-5	N
4/2	%	Southwestern Okla.	L	0-1	N
4/3	*	Midwestern State	W	2-1	N
4/8	*	Incarnate Word	L	1-2	A
4/9	*	Incarnate Word	L	0-4	A
4/12		St. Mary's	L	3-6	H
4/12		St. Mary's	L	6-15	H
4/15	*	Eastern N.M.	W	5-1	A
4/15	*	Eastern N.M.	W	6-1	A
4/16	*	Eastern N.M.	W	10-9	A
4/22	*	West Texas A&M	L	3-4	H
4/22	*	West Texas A&M	L	6-11	H
4/23	*	West Texas A&M	W	6-4	H
4/29	*	Abilene Christian	L	8-11	A
4/30	*	Abilene Christian	W	6-5	A
4/30	*	Abilene Christian	L	6-15	A

! St. Mary's Round Robin; \$ Southern Ark. Invite;

% LSC Crossover; * LSC Game



SEASON RESULTS

2012					2013					2014				
Record: 31-20; LSC: 16-11					Record: 26-23 ; LSC: 14-13					Record: 20-30 ; LSC: 10-17				
Home (11-6) • Away (9-7) • Neutral (11-7)					Home (16-5) • Away (6-10) • Neutral (4-8)					Home (9-10) • Away (6-12) • Neutral (5-8)				
2/2	!	Texas A&M Int'l	W	3-1 N	2/1	!	East Central	L	0-3 N	2/1	!	Ouachita Baptist	W	9-2 A
2/3	!	Southeastern Okla.	L	1-2 N	2/1	!	Southeastern Okla.	L	7-9 N	2/1	!	Henderson State	W	8-2 A
2/3	!	St. Edward's	W	8-2 N	2/2	!	St. Edward's (9)	L	1-2 N	2/1	!	Delta State	L	2-10 N
2/10	\$	Texas A&M Int'l	L	0-1 N	2/2	!	Texas A&M Int'l (8)	W	5-4 N	2/8	\$	Northwestern State	L	2-4 H
2/10	\$	Southern Arkansas (8)	W	4-3 N	2/3	!	UT-Permian Basin	W	4-2 N	2/8	\$	Harding	L	5-7 H
2/11	\$	Southeastern Okla.	L	1-3 N	2/9	\$	UT-Permian Basin	W	11-3 H	2/9	\$	Northwestern State	L	3-6 H
2/11	\$	Southern Nazarene	W	9-1 N	2/9	\$	Panhandle State	W	10-0 H	2/9	\$	Southern Nazarene	W	8-2 H
2/14		St. Mary's	L	9-12 H	2/10	\$	Panhandle State	W	9-1 H	2/14	%	CSU-Pueblo (8)	W	5-4 N
2/14		St. Mary's	W	5-4 H	2/10	\$	UT-Permian Basin	W	6-3 H	2/14	%	Colorado Mesa	W	7-0 N
2/17	%	Regis	W	13-4 N	2/16	%	Missouri S&T	W	12-2 N	2/15	%	Metro State	L	2-7 N
2/17	%	Regis	W	7-2 N	2/16	%	#8 Tampa	L	0-8 N	2/15	%	Adams State	W	4-1 N
2/18	%	N.M. Highlands	L	12-13 N	2/17	%	St. Leo	L	0-2 N	2/16	%	Fort Lewis	L	4-6 N
2/19	%	#24 Colorado Mines	W	4-3 N	2/17	%	Pittsburg State	L	1-6 N	2/16	%	Colorado Mesa (8)	W	7-6 N
2/20	%	#24 Colorado Mines	W	12-11 N	2/22	&	#2 Lubbock Christian	W	4-2 N	2/18		St. Mary's	L	4-14 H
2/21		Texas Wesleyan	W	1-0 H	2/22	&	St. Mary's	L	1-6 A	2/18		St. Mary's	L	0-9 H
2/21		Texas Wesleyan	W	2-1 H	2/23	&	#2 Lubbock Christian	L	0-5 N	2/21	&	Central Oklahoma	L	0-8 N
2/24	&	Fort Hayes	W	8-0 N	2/23	&	St. Mary's	L	1-6 A	2/21	&	Western Oregon	L	4-6 N
2/24	&	Washburn (KS)	W	15-2 N	3/2		Okla. Christian	W	6-2 H	2/22	&	Oklahoma Christian	L	2-4 N
2/25	&	UT-Permian Basin	W	6-5 N	3/2		Okla. Christian	W	7-0 H	2/22	&	Rogers State	W	6-2 N
2/25	&	Central Missouri (11)	L	2-3 N	3/8	*	#3 West Texas A&M	L	4-5 A	2/23	&	#14 St. Mary's	L	0-6 A
2/26	&	St. Edward's	L	1-3 N	3/9	*	#3 West Texas A&M	L	0-11 A	2/28	*	#25 Angelo State (10)	W	7-6 H
3/2	*	#2 West Texas A&M	W	4-3 H	3/9	*	#3 West Texas A&M	L	11-14 A	2/28	*	#25 Angelo State	L	4-17 H
3/2	*	#2 West Texas A&M	W	8-1 H	3/15	*	A&M-Kingsville	W	4-2 H	3/1	*	#25 Angelo State	L	1-5 H
3/3	*	#2 West Texas A&M	W	3-1 H	3/15	*	A&M-Kingsville	W	3-1 H	3/7	*	A&M-Kingsville	L	1-2 A
3/9	*	A&M-Kingsville	W	3-0 A	3/16	*	A&M-Kingsville	W	8-6 H	3/7	*	A&M-Kingsville	W	16-8 A
3/9	*	A&M-Kingsville (8)	W	4-3 A	3/19		St. Mary's	L	4-10 A	3/8	*	A&M-Kingsville	W	10-5 A
3/10	*	A&M-Kingsville	W	5-0 A	3/19		St. Mary's	W	3-2 A	3/13	*	Midwestern State	L	5-8 A
3/13		St. Mary's (9)	W	7-5 A	3/22	*	Abilene Christian	W	5-2 A	3/14	*	A&M-Kingsville	L	1-4 N
3/13		St. Mary's	L	6-7 A	3/22	*	Abilene Christian	W	5-3 A	3/21	*	Eastern N.M.	W	10-2 H
3/16	*	#24 Abilene Christian	W	7-1 H	3/23	*	Abilene Christian	L	1-7 A	3/21	*	Eastern N.M.	W	8-0 H
3/16	*	#24 Abilene Christian	W	6-4 H	3/28	*	Cameron	W	14-3 H	3/22	*	Eastern N.M.	W	7-3 H
3/17	*	#24 Abilene Christian	L	2-7 H	3/28	*	Cameron	W	13-5 H	3/22	*	Eastern N.M.	W	2-1 H
3/24	*	Cameron	W	6-1 A	3/29	*	Cameron	L	2-6 H	3/28	*	#1 West Texas A&M	L	0-9 A
3/24	*	Cameron	W	6-3 A	4/5	*	Eastern N.M.	L	6-8 A	3/28	*	#1 West Texas A&M	L	1-11 A
3/25	*	Cameron	L	6-8 A	4/5	*	Eastern N.M.	W	11-5 A	3/29	*	#1 West Texas A&M	L	1-12 A
3/30	*	Eastern N.M.	W	2-1 H	4/6	*	Eastern N.M.	W	6-0 A	3/29	*	#1 West Texas A&M	L	6-14 A
3/30	*	Eastern N.M.	W	9-1 H	4/12	*	#22 Midwestern State	L	1-6 H	4/1		UT-Permian Basin	W	9-1 A
3/31	*	Eastern N.M.	W	8-5 H	4/12	*	#22 Midwestern State	L	10-11 H	4/1		UT-Permian Basin	W	3-0 A
4/6	*	Midwestern State	L	3-5 A	4/13	*	#22 Midwestern State	L	8-17 H	4/4	*	Cameron (8)	L	7-10 H
4/7	*	Midwestern State	L	6-7 A	4/16	*	#15 Texas Woman's	W	6-4 H	4/4	*	Cameron	W	3-0 H
4/7	*	Midwestern State	L	5-6 A	4/16	*	#15 Texas Woman's	L	4-5 H	4/5	*	Cameron	W	7-6 H
4/10	*	Texas Woman's (9)	L	1-2 A	4/19	*	Angelo State	L	1-9 A	4/5	*	Cameron	L	3-11 H
4/10	*	Texas Woman's	W	10-1 A	4/20	*	Angelo State	W	7-5 A	4/12	*	#25 Texas Woman's	L	1-3 A
4/13	*	#12 Angelo State	L	4-10 H	4/24	*	#8 Texas Woman's	L	3-4 A	4/12	*	#25 Texas Woman's	L	0-8 A
4/13	*	#12 Angelo State (8)	L	8-10 H	4/26	*	Incarnate Word	W	2-1 H	4/17	*	#23 Texas Woman's	L	6-9 H
4/14	*	#12 Angelo State (8)	L	4-7 H	4/26	*	Incarnate Word	W	9-4 H	4/17	*	#23 Texas Woman's	W	7-5 H
4/17	*	Texas Woman's	L	4-8 H	4/27	*	Incarnate Word	W	6-5 H	4/25	*	Midwestern State	L	5-13 A
4/20	*	Incarnate Word (8)	W	8-4 A	5/3	#	#19 Midwestern State	L	5-11 N	4/25	*	Midwestern State	L	0-12 A
4/20	*	Incarnate Word	L	2-4 A						4/26	*	Midwestern State	L	1-8 A
4/21	*	Incarnate Word (9)	W	4-2 A						5/2	#	Texas Woman's	L	4-5 N
4/27	#	Midwestern State	L	8-9 N										

! St. Mary's Classic; \$ Kingsville Invitational;
 % West Texas A&M Classic; & TWU Spring Fling;
 * LSC Game; # LSC Tournament

! St. Mary's Tournament; \$ Tarleton Invite;
 % St. Leo Tournament; & St. Mary's Round Robin;
 * LSC Game; # LSC Tournament

! OBU/Henderson Tournament; \$ Tarleton Invite;
 % West Texas A&M Invite; & St. Mary's Classic;
 * LSC Game; # LSC Tournament



SEASON RESULTS

2015

NCAA REGIONAL QUALIFIER

NCAA SOUTH CENTRAL REGION 1 CHAMPIONS

NCAA SUPER REGIONAL QUALIFIER

Record: 33-22 ; LSC: 16-10

Home (13-4) • Away (11-10) • Neutral (9-8)

2/2	Southwestern Okla.	W	15-14	H
2/2	Southwestern Okla.	W	11-8	H
2/6	! Southern Nazarene	L	6-8	N
2/6	! Northeastern State (8)	W	7-6	N
2/7	! Southern Nazarene	W	6-4	N
2/7	! Northeastern State (5)	W	15-0	N
2/9	Northwestern Okla.	W	2-1	H
2/13	\$ Chadron State	W	9-6	N
2/13	\$ Colorado Mesa	L	6-13	N
2/14	\$ Metro State	L	2-3	N
2/14	\$ Colorado Mines (5)	W	8-0	N
2/15	\$ CSU-Pueblo	W	10-5	N
2/15	\$ Adams State (9)	L	5-7	N
2/20	% Texas A&M Int'l	L	0-3	N
2/20	% St. Mary's	L	4-10	N
2/21	% Oklahoma Christian	L	7-8	N
2/21	% St. Mary's	L	2-6	N
2/22	% Central Oklahoma	L	1-3	N
3/8	* Texas Woman's (10)	L	7-11	A
3/8	* Texas Woman's (5)	L	2-10	A
3/11	Texas A&M Int'l	W	4-1	A
3/11	Texas A&M Int'l	W	3-2	A
3/14	Texas-Permian Basin (5)	W	10-0	H
3/14	Texas-Permian Basin (5)	W	16-1	H
3/22	* Midwestern State	W	9-8	H
3/22	* Midwestern State	L	0-4	H
3/23	* Midwestern State	W	6-3	H

3/23	* Midwestern State (8)	W	4-3	H
3/27	* Angelo State	W	13-7	A
3/27	* Angelo State	W	7-3	A
3/28	* Angelo State	L	1-2	A
3/28	* Angelo State	L	2-4	A
4/3	* A&M-Commerce	W	4-3	H
4/3	* A&M-Commerce	W	11-10	H
4/4	* A&M-Commerce	L	13-15	H
4/4	* A&M-Commerce	L	6-11	H
4/10	* Cameron	L	3-4	A
4/10	* Cameron	W	7-4	A
4/11	* Cameron	L	1-6	A
4/11	* Cameron	W	6-5	A
4/18	* A&M-Kingsville (5)	W	17-2	H
4/18	* A&M-Kingsville	W	6-4	H
4/19	* A&M-Kingsville	L	4-5	H
4/19	* A&M-Kingsville	W	5-4	H
4/24	* Eastern N.M.	W	8-4	A
4/24	* Eastern N.M.	W	16-5	A
4/25	* Eastern N.M.	W	10-2	A
4/25	* Eastern N.M. (6)	W	17-7	A
5/1	# A&M-Commerce	W	2-1	N
5/1	# Texas Woman's (5)	L	1-9	N
5/8	^ West Texas A&M	W	2-1	A
5/9	^ Cameron	W	8-4	N
5/10	^ Cameron (6)	W	11-3	N
5/15	Ω St. Mary's	L	0-4	A
5/16	Ω St. Mary's	L	3-6	A

! A&M-Commerce Classic; \$ WT Invitational;

% St. Mary's Invitational;

*LSC Game; # LSC Tournament;

^ NCAA South Central Tournament, Canyon;

Ω NCAA Super Regional Series, San Antonio

2016

Record: 29-26 ; LSC: 12-20

Home (13-7) • Away (7-15) • Neutral (9-4)

2/1	Texas A&M Int'l (6)	W	11-3	H
2/1	Texas A&M Int'l	W	10-3	H
2/4	! East Central	W	6-3	N
2/4	! St. Edward's	L	0-1	N
2/5	! Lubbock Christian	W	6-2	N
2/5	! St. Edward's (8)	W	6-4	N
2/6	! St. Mary's	W	8-1	A
2/12	\$ Metro State	L	2-6	N
2/12	\$ Chadron State	L	4-6	N
2/13	\$ CSU-Pueblo	W	5-2	N
2/13	\$ Adams State	W	6-2	N
2/14	\$ Lubbock Christian	W	6-2	N
2/19	% Oklahoma Christian	W	4-3	N
2/19	% St. Mary's	L	3-8	A
2/20	% Central Oklahoma	W	9-2	N
2/20	% Texas A&M Int'l	L	2-9	N
2/21	% Oklahoma Christian	W	3-0	N
2/26	* West Texas A&M (6)	L	2-10	A
2/26	* West Texas A&M	L	4-5	A
2/27	* West Texas A&M (5)	L	2-20	A
2/27	* West Texas A&M (5)	L	0-8	A
3/4	* Texas Woman's	L	1-7	H
3/4	* Texas Woman's (5)	W	12-3	H
3/5	* Texas Woman's	L	0-5	H
3/5	* Texas Woman's	L	5-6	H
3/8	Texas A&M Int'l	L	8-9	A
3/8	Texas A&M Int'l	W	4-3	A
3/18	* Midwestern State	W	4-0	A
3/18	* Midwestern State	L	5-8	A
3/19	* Midwestern State	L	1-2	A
3/19	* Midwestern State	L	1-3	A
3/22	Texas-Permian Basin	W	12-5	A
3/22	Texas-Permian Basin	W	2-0	A
3/25	* Angelo State	L	4-5	H
3/25	* Angelo State	L	4-9	H
3/26	* Angelo State	W	5-4	H
3/26	* Angelo State	W	4-3	H
3/29	St. Edward's (5)	W	8-0	H
3/29	St. Edward's	W	9-4	H
4/1	* A&M-Commerce	L	3-5	A
4/1	* A&M-Commerce	W	5-2	A
4/2	* A&M-Commerce	L	1-2	A
4/2	* A&M-Commerce (5)	L	0-13	A
4/8	* Cameron	W	6-1	H
4/8	* Cameron	L	0-4	H
4/10	* Cameron	W	2-1	H
4/10	* Cameron (5)	W	14-5	H
4/15	* A&M-Kingsville	L	9-10	A
4/15	* A&M-Kingsville	L	2-3	A
4/16	* A&M-Kingsville	W	8-5	A
4/16	* A&M-Kingsville	L	1-6	A
4/22	* Eastern New Mexico	W	3-2	H
4/22	* Eastern New Mexico (5)	W	14-0	H
4/23	* Eastern New Mexico (5)	W	10-2	H
4/23	* Eastern New Mexico	L	7-9	H

! NCAA D2 Classic at STMU; \$ WT Invitational;

% St. Mary's Invitational; *LSC Game



2015 REGION I CHAMPIONS



SEASON RESULTS

2017

NCAA REGIONAL QUALIFIER

Record: 35-22; LSC: 18-12

Home (14-7) • Away (14-10) • Neutral (7-5)

2/3	!	Washburn	W	5-0	N
2/3	!	Newman (8)	W	5-3	N
2/4	!	Washburn	W	11-2	N
2/4	!	#5 Southern Arkansas	L	1-9	A
2/5	!	Newman	L	3-4	N
2/10	\$	Oklahoma Christian	W	5-0	N
2/10	\$	Lubbock Christian	W	12-2	N
2/11	\$	Colorado Christian	W	8-3	N
2/11	\$	Oklahoma Panhandle	L	6-7	N
2/12	\$	Northwestern State	W	8-1	N
2/12	\$	Regis	L	2-3	N
2/17	*	A&M-Commerce	L	1-4	H
2/18	*	A&M-Commerce	L	5-7	H
2/18	*	A&M-Commerce (8)	W	3-2	H
2/20		A&M International	W	10-3	A
2/20		A&M International	L	2-3	A
2/24	*	Eastern New Mexico (8)	L	6-7	A
2/24	*	Eastern New Mexico	W	17-1	A
2/25	*	Eastern New Mexico	W	11-3	A
2/28		#3 St. Mary's	L	0-5	H
2/28		#3 St. Mary's	W	5-4	H
3/3	*	#6 West Texas A&M	W	1-0	H
3/4	*	#6 West Texas A&M	W	7-3	H
3/5	*	#6 West Texas A&M	L	4-5	H
3/7		#22 Lubbock Christian	W	1-0	H
3/7		#22 Lubbock Christian	W	3-2	H
3/10	*	Cameron	L	1-8	A
3/10	*	Cameron	L	3-4	A
3/11	*	Cameron	W	4-2	A
3/13		A&M International	W	8-0	H
3/13		A&M International	W	7-1	H
3/17	*	A&M-Kingsville	L	3-9	H
3/18	*	A&M-Kingsville	W	10-2	H
3/18	*	A&M-Kingsville	W	11-3	H
3/24	*	Western New Mexico	W	11-2	A
3/24	*	Western New Mexico	W	25-1	A
3/25	*	Western New Mexico	W	6-0	A
3/25		Western New Mexico	W	10-2	A
3/28		St. Edward's	W	2-1	A
3/28		St. Edward's	W	2-0	A
3/31	*	#1 Angelo State	W	2-0	H
3/31	*	#1 Angelo State	W	4-0	H
4/1	*	#1 Angelo State	L	2-9	H
4/7	*	Texas Woman's	L	3-8	A
4/8	*	Texas Woman's	L	7-11	A
4/8	*	Texas Woman's	L	1-4	A
4/18		Lubbock Christian	L	0-4	A
4/18		Lubbock Christian (8)	W	2-1	A
4/21	*	Midwestern State	W	2-0	H
4/22	*	Midwestern State	L	1-4	H
4/22	*	Midwestern State	W	1-0	H
4/28	*	UT Permian Basin	W	6-2	A
4/29	*	UT Permian Basin	W	9-1	A
4/29	*	UT Permian Basin	W	10-6	A
5/5	#	Texas Woman's	L	2-3	N
5/11	^	#4 West Texas A&M	L	6-7	A
5/12	^	Texas Woman's	L	2-5	N

! SAU Invitational; \$ DFW Softball Bash in Grand Prairie;

*LSC Game; # LSC Tournament;

^ NCAA South Central Tournament, Canyon

2018

NCAA REGIONAL QUALIFIER

Record: 50-11; LSC: 23-7

Home (22-1) • Away (16-8) • Neutral (12-2)

2/2	!	Arkansas Tech	W	2-1	N
2/2	!	Oklahoma Baptist	W	11-2	N
2/3	!	Rockhurst	W	7-1	N
2/3	!	Oklahoma Christian	W	9-0	N
2/4	!	East Central	W	10-6	N
2/4	!	Southeastern Okla.	W	13-1	A
2/9	\$	Fort Hays State	W	16-3	N
2/10	\$	Texas Woman's	W	3-0	N
2/10	\$	California (Pa.)	W	9-0	N
2/11	\$	#22 St. Mary's	W	7-2	A
2/14		St. Edward's	W	5-0	A
2/14		St. Edward's	W	8-4	A
2/17	*	A&M-Commerce	L	3-4	A
2/17	*	A&M-Commerce	L	1-6	A
2/18	*	A&M-Commerce	L	5-6	A
2/25	*	Eastern New Mexico	W	4-1	H
2/26	*	Eastern New Mexico	W	7-3	H
2/26	*	Eastern New Mexico	W	5-2	H
3/2	*	#9 West Texas A&M	L	0-2	A
3/3	*	#9 West Texas A&M	W	14-6	A
3/3	*	#9 West Texas A&M	L	4-6	A
3/9	*	#21 Cameron	W	5-1	H
3/10	*	#21 Cameron	W	6-4	H
3/10	*	#21 Cameron	L	1-8	H
3/13		Northeastern State	W	12-0	A
3/13		Northeastern State	W	12-1	A
3/16	*	A&M-Kingsville	W	8-3	A
3/17	*	A&M-Kingsville (8)	W	3-2	A
3/17	*	A&M-Kingsville	W	9-4	A
3/20		St. Mary's	W	4-0	H
3/20		St. Mary's	W	4-3	H
3/21		Friends	W	11-3	H
3/23	*	Western New Mexico	W	6-3	H
3/23	*	Western New Mexico	W	8-0	H
3/24	*	Western New Mexico	W	2-0	H
3/24	*	Western New Mexico	W	6-1	H
3/29	*	#4 Angelo State	W	6-3	A
3/30	*	#4 Angelo State	L	0-8	A
3/30	*	#4 Angelo State	W	2-1	A
4/3		A&M International	W	2-0	H
4/3		A&M International	W	4-0	H
4/6	*	Texas Woman's	W	7-1	H
4/8	*	Texas Woman's	W	11-0	H
4/8	*	Texas Woman's	W	5-4	H
4/10		A&M International	L	1-4	A
4/10		A&M International	W	6-0	A
4/17		St. Edward's	W	15-5	H
4/17		St. Edward's	W	17-2	H
4/20	*	Midwestern State	W	11-2	A
4/20	*	Midwestern State	W	8-2	A
4/22	*	Midwestern State	W	8-4	A
4/27	*	UT Permian Basin	W	8-1	H
4/28	*	UT Permian Basin	W	8-0	H
4/28	*	UT Permian Basin	W	6-0	H
5/4	#	Cameron	W	3-0	N
5/4	#	#6 Angelo State (9)	L	5-8	A
5/10	^	#13 A&M-Commerce	L	8-15	N
5/11	^	Rogers State	W	6-3	N
5/11	^	#3 Colorado Mesa	W	6-3	A
5/12	^	#13 A&M-Commerce	W	10-9	N
5/12	^	#13 A&M-Commerce	L	2-14	N

! SEOSU Invitational; \$ STMU College Classic;

*LSC Game; # LSC Tournament;

^ NCAA South Central Tournament, Gr. Junction

2019

NCAA REGIONAL QUALIFIER

Record: 40-15; LSC: 20-10

Home (14-7) • Away (15-6) • Neutral (11-2)

2/1	!	St. Mary's	L	1-3	N
2/1	!	Colorado Mines	W	3-1	N
2/2	!	Southeastern Okla.	W	8-0	N
2/2	!	Pittsburg State	W	2-1	N
2/3	!	A&M International	W	6-0	N
2/3	!	Minnesota-Duluth	W	3-1	N
2/8	\$	St. Edward's	W	15-3	N
2/8	\$	Colorado Mines	W	5-3	N
2/9	\$	Regis	W	9-3	N
2/11		Colorado Christian	W	7-4	N
2/15	*	Cameron	W	8-4	A
2/17	*	Cameron	W	6-2	A
2/17	*	Cameron	L	0-8	A
2/23	*	A&M-Kingsville	L	7-8	H
2/24	*	A&M-Kingsville	L	3-9	H
2/24	*	A&M-Kingsville	W	4-0	H
3/1	*	Western New Mexico	W	17-0	A
3/2	*	Western New Mexico	W	15-6	A
3/2	*	Western New Mexico	L	2-5	A
3/8	*	#20 Angelo State	W	6-2	H
3/9	*	#20 Angelo State	L	8-9	H
3/9	*	#20 Angelo State	W	16-1	H
3/15	*	Texas Woman's	L	1-2	A
3/16	*	Texas Woman's	W	6-0	A
3/16	*	Texas Woman's	L	0-2	A
3/18		McPherson College	W	10-1	H
3/18		McPherson College	W	2-0	H
3/20		Southwestern Okla.	W	6-2	A
3/20		Southwestern Okla.	W	15-7	A
3/25		A&M International	W	5-1	A
3/25		A&M International	W	3-1	A
3/29	*	Midwestern State	W	9-0	H
3/29	*	Midwestern State	W	5-0	H
3/30	*	Midwestern State	W	6-1	H
4/2		St. Mary's	W	8-0	H
4/2		St. Mary's	L	2-10	H
4/5	*	UT Permian Basin	W	8-0	A
4/6	*	UT Permian Basin	W	6-0	A
4/6	*	UT Permian Basin	W	7-0	A
4/11	*	#8 A&M-Commerce	W	10-4	H
4/12	*	#8 A&M-Commerce	L	0-8	H
4/12	*	#8 A&M-Commerce	L	4-8	H
4/16		A&M International	W	11-3	H
4/16		A&M International	W	11-2	H
4/18	*	Eastern New Mexico	W	6-1	A
4/19	*	Eastern New Mexico	W	13-0	A
4/19	*	Eastern New Mexico	W	4-0	A
4/26	*	#6 West Texas A&M	W	9-3	H
4/27	*	#6 West Texas A&M	W	5-4	H
4/27	*	#6 West Texas A&M	L	5-8	H
5/3	#	Cameron	W	2-0	N
5/4	#	#3 A&M-Kingsville	L	0-5	A
5/9	^	Cameron	W	2-1	N
5/10	^	#8 A&M-Commerce	L	0-2	A
5/10	^	Cameron	L	5-7	N

! Scrapyard Invitational in Houston;

\$ STMU College Classic in San Antonio;

*LSC Game; # LSC Tournament;

^ NCAA South Central Tournament, Commerce

BOLD - indicates No Hitter



SEASON RESULTS

2020

SEASON CANCELLED DUE TO COVID-19 PANDEMIC

Record: 19-4; LSC: 6-0

Home (2-0) • Away (5-2) • Neutral (12-2)

1/31	!	Minnesota-Duluth	W	4-2	N
1/31	!	Harding	W	11-5	N
2/1	!	Henderson State	W	12-5	N
2/1	!	#14 Southern Arkansas	L	2-3	N
2/2	!	#2 A&M-Kingsville	L	0-8	N
2/2	!	#1 Augustana (SD)	W	5-3	N
2/8	\$	Henderson State	W	6-5	A
2/8	\$	Missouri-St. Louis	W	9-1	N
2/14	%	Ouachita Baptist	W	11-0	N
2/14	%	New Mexico Highlands	W	11-1	N
2/15	%	New Mexico Highlands	W	8-0	N
2/15	%	A&M International	W	2-0	N
2/16	%	A&M International	W	12-1	N
2/16	%	Angelo State	L	2-3	A
2/22	†	Eastern New Mexico	W	7-5	N
2/22	†	West Texas A&M	W	3-2	N
2/23	†	Lubbock Christian	L	0-2	A
2/28	*	UT Permian Basin	W	9-1	A
2/28	*	UT Permian Basin	W	6-2	A
3/1	*	Western New Mexico	W	21-5	A
3/1	*	Western New Mexico	W	7-2	A
3/6	*	#2 UT Tyler	W	3-0	H
3/6	*	#2 UT Tyler	W	10-6	H

! Scrapyard Invitational in Houston;

\$ McGhee/Hawkins Classic in Arkadelphia, Ark.;

% George McCorkle Classic in San Angelo;

† LCU Round Robin in Lubbock;

* LSC Game;

BOLD - indicates No Hitter

MACKENZIE PETERSON

2021

INAUGURAL DIVISION I SEASON

Record: 17-36; WAC: 5-12

Home (8-5) • Away (4-23) • Neutral (5-8)

2/20	!	Wichita State	L	3-9	N
2/20	!	A&M - Corpus Christi	L	3-13	N
2/21	!	Lamar	L	1-4	N
2/21	!	Oklahoma State	L	4-12	N
2/22	!	Oklahoma	L	0-13	N
2/22	!	Houston	L	0-8	A
2/24	!	Prairie View A&M	W	7-3	H
2/24	!	Prairie View A&M	W	9-1	H
2/26	\$	Stephen F. Austin	L	0-6	N
2/26	\$	Incarnate Word	W	5-1	N
2/27	\$	Stephen F. Austin	W	2-1	N
2/27	\$	Incarnate Word	W	9-2	N
3/3	!	Abilene Christian	L	4-6	A
3/5	%	Louisiana Tech	L	3-6	A
3/6	%	Baylor	L	1-5	N
3/6	%	Louisiana Tech	L	8-9	A
3/7	%	Baylor	L	0-2	A
3/10	!	Prairie View A&M	W	11-3	A
3/10	!	Prairie View A&M	W	11-2	A
3/12	!	Texas	L	1-9	A
3/12	!	Texas Southern	W	2-0	N
3/13	!	Texas	L	5-21	A
3/13	!	BYU	L	1-7	N
3/17	!	Abilene Christian	W	1-0	H
3/20	†	UTEP	W	6-4	N
3/20	†	Texas Tech (8)	W	11-9	A
3/21	†	Texas Tech	L	0-23	A
3/21	†	Texas Tech	L	1-9	A
3/23	!	Incarnate Word (8)	L	0-1	A
3/23	!	Incarnate Word	L	0-6	A
3/24	!	A&M - Corpus Christi	L	0-4	A
3/24	!	A&M - Corpus Christi	L	0-5	A
3/30	!	Texas State	L	0-8	A
4/2	*	Dixie State	L	7-8	A
4/2	*	Dixie State	L	1-7	A
4/3	*	Dixie State	W	11-5	A
4/9	*	California Baptist	L	0-1	H
4/9	*	California Baptist	W	14-5	H
4/10	*	California Baptist	W	3-2	H
4/16	*	New Mexico State	L	0-8	A
4/16	*	New Mexico State	L	0-2	A
4/17	*	New Mexico State	L	3-13	A
4/21	!	North Texas	L	2-7	H
4/21	!	North Texas	W	4-3	H
4/23	*	Seattle U	W	2-1	H
4/24	*	Seattle U	L	4-6	H
4/24	*	Seattle U	L	2-6	H
4/28	!	Sam Houston	L	1-3	A
5/1	*	Grand Canyon	W	11-1	H
5/1	*	Grand Canyon	L	0-8	H
5/7	*	Utah Valley	L	1-8	A
5/8	*	Utah Valley	L	8-10	A
5/8	*	Utah Valley	L	1-9	A

! Scrapyard Blizzard Challenge in Houston;

\$ North Texas Invitational in Denton.;

% La Tech Invitational in Ruston, La.;

† Jeannine McHaney Memorial Classic in Lubbock;

* WAC Game

2022

NISC POSTSEASON QUALIFIERS

Record: 30-25; WAC: 14-10

Home (16-8) • Away (8-12) • Neutral (6-5)

2/11	!	Bellarmino	W	4-0	N
2/11	!	MD-Eastern Shore	W	13-1	N
2/12	!	MD-Eastern Shore	W	12-2	N
2/12	!	Furman	W	10-3	A
2/13	!	North Dakota	W	5-3	N
2/18	\$	Syracuse	W	2-1	H
2/18	\$	Prairie View A&M	W	10-2	H
2/19	\$	Alabama State	W	7-3	H
2/19	\$	Prairie View A&M	W	11-8	H
2/20	\$	A&M-Corpus Christi	W	5-4	H
2/25	%	Buffalo	L	2-3	N
2/25	%	UTEP	W	6-5	N
2/26	%	North Dakota State	L	4-8	N
2/27	%	North Dakota State	L	1-9	N
2/27	%	New Mexico	L	0-8	A
3/1	!	Texas Southern	W	5-3	H
3/1	!	Texas Southern	W	10-2	H
3/4	!	McNeese State	W	5-4	A
3/5	!	McNeese State	L	2-3	A
3/5	!	McNeese State	L	1-8	A
3/12	*	Sam Houston	W	8-2	H
3/12	*	Sam Houston	W	4-3	H
3/13	*	Sam Houston	W	8-7	H
3/16	!	Texas Tech	L	2-3	H
3/18	*	Abilene Christian	L	0-3	A
3/19	*	Abilene Christian	L	11-12	A
3/19	*	Abilene Christian	W	7-5	A
3/22	!	Baylor	L	1-5	A
3/22	!	Baylor	L	1-7	A
3/25	*	Stephen F. Austin	L	0-1	H
3/25	*	Stephen F. Austin	L	1-6	H
3/26	*	Stephen F. Austin	L	1-7	H
3/30	!	UTEP	W	4-1	H
3/30	!	UTEP	L	2-3	H
4/1	*	Lamar	W	8-1	A
4/1	*	Lamar	L	2-3	A
4/2	*	Lamar	L	3-5	A
4/8	*	Sam Houston	W	8-0	A
4/8	*	Sam Houston	W	12-1	A
4/9	*	Sam Houston	W	15-10	A
4/15	*	Abilene Christian	W	2-1	H
4/15	*	Abilene Christian	W	4-1	H
4/16	*	Abilene Christian	W	7-3	H
4/22	*	Stephen F. Austin	L	1-4	A
4/22	*	Stephen F. Austin	W	4-2	A
4/23	*	Stephen F. Austin	L	6-7	A
4/27	!	North Texas	L	1-2	A
4/29	*	Lamar	L	9-11	H
4/29	*	Lamar	W	4-3	H
4/30	*	Lamar	W	8-1	H
5/7	!	Houston Baptist	L	7-9	H
5/7	!	Houston Baptist	L	3-6	H
5/21	†	North Alabama	L	15-18	N
5/23	†	UC San Diego	W	6-4	N
5/24	†	UNLV	L	4-6	N

! Furman Invitational in Greenville, SC;

\$ Whataburger Invitational in Stephenville.;

% Lobo Classic in Albuquerque, NM;

† NISC Postseason in Fort Collins, CO;

* WAC Game



**WESTERN ATHLETIC
CONFERENCE**



THE WESTERN ATHLETIC CONFERENCE

After completing its 60th year of intercollegiate competition, the Western Athletic Conference continues to evolve and feature some of the nation's best programs. One thing that remains unchanged is the persistent nature of the schools in the WAC to advance their programs to contend at the top levels of the NCAA.

The WAC provides its student-athletes the chance to travel to scenic destinations and gain exposure in some of the nation's most diverse markets and largest metropolitan cities. In addition, the WAC's student-athletes work to achieve the highest levels of success with the academic support of their respective institutions.

The WAC has experienced tremendous success over the years. In men's basketball, the WAC has sent at least two teams to the NCAA Tournament in 28 of the past 45 seasons. In baseball, the WAC has boasted two national champions since 2003 and sent two schools to the NCAA regionals in 2022. In women's basketball, the conference has had at least two teams qualify for the NCAA Tournament 10 times in 28 seasons, with a record five teams in 1998. The WAC also sent teams to three FBS football bowl games from 2007-10. In 2021, two WAC teams qualified for the FCS playoffs.

In 2021, the conference partnered with ESPN for a five-year agreement allowing fans access to watch hundreds of games live on ESPN+. This past year more than 600 live events were streamed on ESPN+ including football, soccer, volleyball, basketball, swimming and diving, indoor track and field, softball, outdoor track and field and baseball. In addition, the WAC produces more than 70 championship events for ESPN+ with the WAC Basketball Tournament championship games airing on one of the ESPN family of networks. Outside the United States, WAC International (wacinternational.tv) allows fans to follow their favorite teams. WAC Broadcasting also produces franchise features, "WACtopPlay," "WAC Football Friday," "WAC in the Day," "WAC All-Access" the "WAC Podcast" and "The Road to #WACvegas." The Learn-Compete-Inspire series is also featured, telling stories of triumph and inspiration from around the conference.

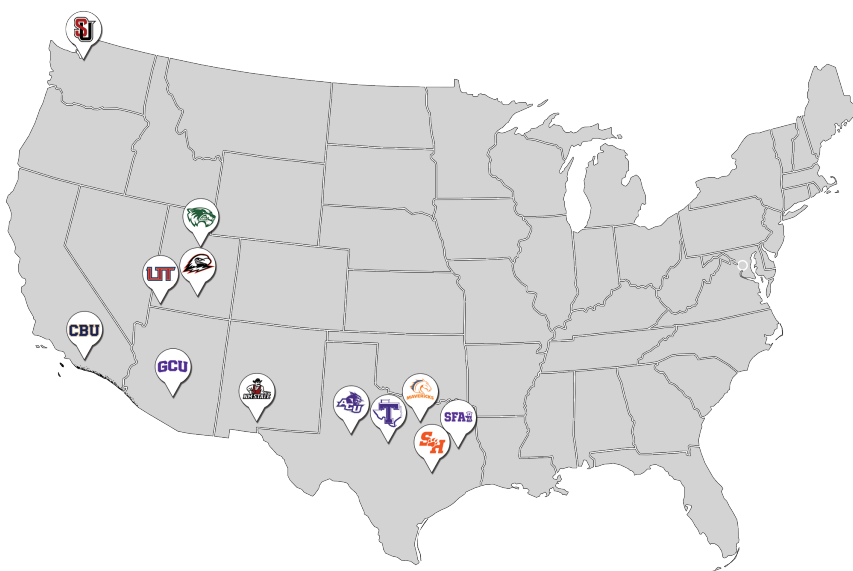
The WAC's history traces back to July 27, 1962, when the original six-team league of Arizona, Arizona State, Brigham Young, New Mexico, Utah and Wyoming began competition. The first championship was held in November 1962, when Arizona won the men's cross country title and New Mexico followed with the first WAC football title. Arizona finished second in the NCAA College World Series and, less than three years later, Arizona State claimed the league's first NCAA title when the Sun Devils won the College World Series trophy. Fresno State was the last WAC school to earn an NCAA team title when it won the College World Series in 2008.

Since 1962, several changes have occurred. UTEP and Colorado State became members in September 1967, while Arizona and Arizona State withdrew on June 30, 1978. The WAC then added San Diego State (1978), Hawai'i (1979) and Air Force (1980). Before 1990, the WAC sponsored championships only in men's sports. However, a merger with the High Country Athletic Conference formed a single conference under one administrative structure, and the 1990-91 athletic year was the first in which both men and women competed under the WAC name. Fresno State was added in 1992, and then in 1996, the women's programs from Air Force and Hawai'i along with six new schools (UNLV, Rice, San Jose State, SMU, TCU and Tulsa) came into the WAC. Air Force, Brigham Young, Colorado State, UNLV, New Mexico, San Diego State, Utah and Wyoming withdrew on June 30, 1999. Nevada (2000), Boise State (2001) and Louisiana Tech (2001) were added while TCU withdrew following the 2000-01 season. In 2005, Idaho, New Mexico State and Utah State joined the WAC after Rice, SMU, UTEP and Tulsa withdrew. Boise State withdrew prior to the 2011-12 season. In 2012, the WAC added Denver, Seattle U, UT Arlington, UTSA and Texas State. In 2013, the WAC added CSU Bakersfield, Chicago State, Grand Canyon, Kansas City, Texas-Pan American and Utah Valley to join Idaho, New Mexico State and Seattle U. The new institutions replaced withdrawing members, Denver, Louisiana Tech, San Jose State, Utah State, UT Arlington, UTSA and Texas State. Idaho withdrew from the conference prior to the 2014-15 season. In 2015, Texas-Pan American merged with UT Brownsville to form The University of Texas Rio Grande Valley. California Baptist University became the ninth member of the conference on July 1, 2018. In January of 2019 Dixie State University accepted an invitation to join the conference effective July 1, 2020, replacing exiting member CSU Bakersfield. In November of 2019 Tarleton State University accepted an invitation for membership in the conference effective July 1, 2020, replacing exiting member Kansas City. The league continued its expansion with the addition of Abilene Christian, Sam Houston State, and Stephen F. Austin in 2021 and Southern Utah and UT Arlington (again) in 2022.

The WAC has had just seven commissioners in its history. Paul Brechler was named the first leader of the conference and held the position from 1962-1968. He was followed by Wiles Hallock (1968-71), Stan Bates (1971-80), Dr. Joe Kearney (1980-94), Karl Benson (1994-2012), Jeff Hurd (2012-2021) and current commissioner Brian Thorton (2022-present). The WAC office was located in the Denver area since the conference's inception – with the exception of a two-year stay in Phoenix from 1964-66 – before moving to Arlington, Texas in 2022.

Presently, the WAC crowns team and individual champions in 20 sports – 10 men's and 10 women's. For the men, there are championships in baseball, basketball, cross country, golf, soccer, swimming and diving, tennis, indoor track and field and outdoor track and field. Championships for women are held in basketball, cross country, golf, soccer, softball, swimming and diving, tennis, indoor track and field, outdoor track and field and volleyball.

WESTERN ATHLETIC CONFERENCE SOFTBALL MAP



WESTERN ATHLETIC CONFERENCE

524 E. Lamar Blvd. Suite 320
Arlington, TX 76011
www.wacsports.com



@wacsports





WAC CHAMPIONS

Year	Regular Season Champion	Runner-Up	West Division Champion	Southwest Division Champion
2022	--	--	Grand Canyon	Stephen F. Austin
2021	NM State	Seattle U		
2020	<i>Season cancelled due to COVID-19 pandemic</i>			
2019	Seattle U	NM State Grand Canyon		
2018	NM State	Utah Valley		
2017	Grand Canyon NM State	Utah Valley Seattle U		
2016	NM State	Grand Canyon Kansas City		
2015	NM State	Grand Canyon		
2014	Grand Canyon	NM State		
2013	San Jose State	NM State		
2012	Hawai'i	Brigham Young		
2011	NM State	Fresno State Boise State		
2010	Hawai'i	Fresno State		
2009	Fresno State Nevada	Hawai'i		
2008	Nevada	Fresno State		
2007	Hawai'i	Fresno State		
2006	Fresno State	San Jose State		
2005	Fresno State	Hawai'i		
2004	Fresno State	Tulsa		
2003	Hawai'i	Fresno State		
2002	Fresno State	Tulsa Hawai'i		
2001	Fresno State	Hawai'i		
2000	Fresno State	Hawai'i		
1999	Fresno State	New Mexico		
1998	Fresno State	Hawai'i		
1997	Colorado State	Fresno State		
1996	Fresno State	Cal State Northridge		
1995	Cal State Northridge	Utah		
1994	Cal State Northridge	Utah		
1993	Cal State Northridge	Sacramento State		
1992	Utah	New Mexico		
1991	Utah	San Diego State		



WAC ALL-TIME STANDINGS

1991								
Team	WAC				Overall			
	W	L	T	Pct.	W	L	T	Pct.
Utah	8	2	0	.800	28	16	0	.636
San Diego State	7	3	0	.700	26	20	1	.565
New Mexico	7	3	0	.700	35	19	0	.648
Creighton	4	6	0	.400	38	25	0	.603
Colorado State	4	6	0	.400	22	26	0	.458
Southern Utah	0	10	0	.000	5	26	0	.161

1992								
Team	WAC				Overall			
	W	L	T	Pct.	W	L	T	Pct.
Utah	9	1	0	.900	25	20	0	.556
New Mexico	8	2	0	.800	30	21	0	.588
Colorado State	4	6	0	.400	33	25	0	.569
San Diego State	4	6	0	.400	20	37	0	.351
Creighton	3	7	0	.300	20	32	0	.385
Southern Utah	2	8	0	.200	7	36	0	.163

1993								
Team	WAC				Overall			
	W	L	T	Pct.	W	L	T	Pct.
Cal State Northridge	20	2	0	.909	48	9	1	.836
Sacramento State	17	5	0	.773	36	21	0	.632
Fresno State	14	10	0	.583	38	24	0	.613
New Mexico	12	12	0	.500	33	21	0	.611
Utah	12	12	0	.500	23	22	0	.511
Southern Utah	4	20	0	.167	9	36	0	.200
San Diego State	3	21	0	.125	23	36	0	.469

1994								
Team	WAC				Overall			
	W	L	T	Pct.	W	L	T	Pct.
Cal State Northridge	21	3	0	.875	52	10	0	.839
Utah	22	4	0	.846	51	13	0	.797
Fresno State	21	5	0	.808	49	16	0	.754
New Mexico	11	15	0	.423	26	22	0	.531
Sacramento State	11	16	1	.411	25	30	1	.455
Colorado State	9	16	0	.360	22	30	1	.425
San Diego State	4	19	1	.188	21	29	1	.422
Southern Utah	1	22	0	.043	6	42	0	.125

1995								
Team	WAC				Overall			
	W	L	T	Pct.	W	L	T	Pct.
Cal State Northridge	22	5	0	.815	43	17	0	.717
Utah	20	7	0	.741	31	20	0	.608
Fresno State	18	8	0	.692	50	19	0	.725
Sacramento State	18	9	0	.667	40	15	0	.727
Colorado State	12	15	0	.444	24	19	0	.558
San Diego State	10	18	0	.357	21	39	0	.350
New Mexico	6	22	0	.214	12	36	0	.250
Southern Utah	3	25	0	.107	14	44	1	.237

1996								
Team	WAC				Overall			
	W	L	T	Pct.	W	L	T	Pct.
Fresno State	24	2	0	.923	51	11	0	.823
Cal State Northridge	21	7	0	.750	43	16	0	.729
Utah	17	7	0	.708	32	22	0	.593
Colorado State	16	12	0	.571	31	22	0	.585
Sacramento State	12	14	0	.462	32	26	0	.552
San Diego State	12	16	0	.429	27	30	0	.474
New Mexico	5	23	0	.179	18	32	0	.360
Southern Utah	1	27	0	.036	13	48	0	.213

1997								
Team	WAC				Overall			
	W	L	T	Pct.	W	L	T	Pct.
Colorado State	26	6	0	.813	51	14	0	.785
Fresno State	23	9	0	.719	55	14	0	.797
Utah	22	10	0	.688	44	18	0	.710
Hawai'i	18	14	0	.568	37	25	1	.595
UNLV	17	15	0	.531	26	28	0	.481
San Diego State	14	18	0	.438	30	30	0	.500
San Jose State	10	22	0	.313	24	38	0	.387
New Mexico	9	23	0	.281	19	38	0	.333
Tulsa	5	27	0	.156	17	40	0	.298

1998								
Team	WAC				Overall			
	W	L	T	Pct.	W	L	T	Pct.
Fresno State	28	2	0	.933	52	11	0	.825
Hawai'i	22	8	0	.733	46	15	1	.754
Utah	19	13	0	.594	36	21	0	.632
Colorado State	16	13	0	.552	30	21	0	.588
San Diego State	14	17	0	.452	24	35	0	.407
UNLV	13	19	0	.406	21	30	0	.412
San Jose State	11	21	0	.345	26	33	0	.441
Tulsa	8	22	0	.267	20	36	0	.357
New Mexico	8	24	0	.250	23	40	0	.365

1999								
Team	WAC				Overall			
	W	L	T	Pct.	W	L	T	Pct.
Fresno State	24	0	0	1.000	65	10	0	.867
New Mexico	14	7	0	.667	42	14	0	.750
Hawai'i	16	8	0	.667	35	23	1	.603
San Diego State	16	8	0	.667	24	24	0	.500
Utah	8	11	0	.421	28	27	0	.509
UNLV	8	16	0	.333	18	31	0	.367
Colorado State	6	14	0	.300	17	24	0	.415
Tulsa	6	17	0	.261	19	39	0	.328
San Jose State	2	19	0	.095	13	47	0	.217

2000								
Team	WAC				Overall			
	W	L	T	Pct.	W	L	T	Pct.
Fresno State	16	2	0	.889	54	14	0	.794
Hawai'i	11	9	0	.550	25	24	0	.510
Loyola Marymount	10	10	0	.500	36	27	0	.571
Portland State	8	10	0	.444	22	34	0	.393
Tulsa	7	13	0	.350	20	32	0	.385
San Jose State	6	14	0	.300	19	37	0	.339

2001								
Team	WAC				Overall			
	W	L	T	Pct.	W	L	T	Pct.
Fresno State	13	3	0	.813	39	19	0	.672
Hawai'i	16	4	0	.800	46	18	0	.719
Loyola Marymount	10	10	0	.500	37	22	0	.627
Portland State	9	11	0	.450	25	36	0	.410
San Jose State	5	15	0	.250	26	41	0	.388
Tulsa	3	13	0	.188	13	42	0	.236

2002								
Team	WAC				Overall			
	W	L	T	Pct.	W	L	T	Pct.
Fresno State	18	6	0	.750	50	20	0	.714
Tulsa	15	9	0	.625	48	16	0	.750
Hawai'i	15	9	0	.625	35	25	0	.583
Loyola Marymount	14	10	0	.583	38	34	0	.515
Portland State	11	13	0	.458	22	35	0	.386
San Jose State	8	16	0	.333	25	44	0	.362
Louisiana Tech	3	21	0	.125	21	27	0	.438



WAC ALL-TIME STANDINGS

2003								
Team	WAC				Overall			
	W	L	T	Pct.	W	L	T	Pct.
Hawai'i	17	3	0	.850	40	20	0	.667
Fresno State	14	4	0	.778	36	22	0	.621
San Jose State	8	10	0	.444	26	35	0	.426
Tulsa	8	12	0	.400	34	29	0	.540
Louisiana Tech	6	14	0	.276	16	42	0	.276
Nevada	5	15	0	.250	22	35	0	.386

2004								
Team	WAC				Overall			
	W	L	T	Pct.	W	L	T	Pct.
Fresno State	20	4	0	.833	48	20	0	.706
Tulsa	16	5	0	.762	45	18	0	.714
Nevada	13	11	0	.542	38	28	0	.576
Louisiana Tech	10	11	0	.476	27	33	0	.450
Hawai'i	10	14	0	.417	28	33	0	.459
San Jose State	9	13	0	.409	16	35	0	.314
UTEP	1	21	0	.045	8	46	0	.148

2005								
Team	WAC				Overall			
	W	L	T	Pct.	W	L	T	Pct.
Fresno State	17	1	0	.944	43	12	0	.781
Hawai'i	12	6	0	.667	31	21	0	.596
Tulsa	11	7	0	.611	31	20	0	.508
San Jose State	10	8	0	.556	36	25	0	.590
Nevada	8	10	0	.444	22	31	0	.415
UTEP	3	15	0	.167	16	38	0	.296
Louisiana Tech	2	16	0	.111	18	49	0	.269

2006								
Team	WAC				Overall			
	W	L	T	Pct.	W	L	T	Pct.
Fresno State	12	3	0	.800	37	19	0	.661
San Jose State	11	6	0	.647	23	27	0	.460
Hawai'i	10	7	0	.588	32	22	0	.593
Nevada	9	9	0	.500	33	33	0	.500
NM State	8	9	0	.471	26	23	0	.531
Louisiana Tech	6	11	0	.353	18	31	0	.367
Utah State	3	14	0	.176	8	38	0	.174

2007								
Team	WAC				Overall			
	W	L	T	Pct.	W	L	T	Pct.
Hawai'i	16	2	0	.889	50	13	0	.794
Fresno State	15	3	0	.833	47	18	0	.723
NM State	9	9	0	.500	31	27	0	.545
Nevada	9	9	0	.500	28	31	0	.475
San Jose State	6	12	0	.451	23	28	0	.451
Utah State	5	13	0	.278	17	36	0	.321
Louisiana Tech	3	15	0	.167	22	38	0	.368

2008								
Team	WAC				Overall			
	W	L	T	Pct.	W	L	T	Pct.
Nevada	16	2	0	.889	44	18	0	.710
Fresno State	14	3	0	.824	54	13	0	.806
Hawai'i	10	7	0	.588	40	21	0	.656
Louisiana Tech	7	10	0	.412	37	29	0	.561
NM State	7	11	0	.389	26	36	0	.419
San Jose State	5	13	0	.278	26	35	0	.426
Utah State	2	15	0	.118	14	34	0	.292

2009								
Team	WAC				Overall			
	W	L	T	Pct.	W	L	T	Pct.
Nevada	15	5	0	.750	40	19	0	.678
Fresno State	15	5	0	.750	38	20	0	.655
Hawai'i	15	6	0	.714	30	24	0	.556
Louisiana Tech	12	8	0	.600	34	23	0	.596
NM State	11	9	0	.550	33	21	0	.611
San Jose State	6	15	0	.286	19	37	0	.339
Boise State	4	16	0	.250	22	30	0	.423
Utah State	3	17	0	.150	10	37	0	.213

2010								
Team	WAC				Overall			
	W	L	T	Pct.	W	L	T	Pct.
Hawai'i	19	1	0	.950	50	16	0	.758
Fresno State	15	6	0	.714	41	21	0	.661
Boise State	13	8	0	.619	29	32	0	.475
Louisiana Tech	11	10	0	.524	26	21	0	.553
San Jose State	8	13	0	.381	34	25	0	.576
NM State	7	14	0	.333	27	28	0	.591
Utah State	5	14	0	.263	20	30	0	.400
Nevada	4	16	0	.200	17	28	0	.378

2011								
Team	WAC				Overall			
	W	L	T	Pct.	W	L	T	Pct.
NM State	17	4	0	.810	44	17	0	.721
Fresno State	15	6	0	.714	35	19	0	.648
Boise State	15	6	0	.714	33	20	0	.623
Hawai'i	14	7	0	.667	37	18	0	.673
Utah State	8	13	0	.381	15	42	0	.263
Louisiana Tech	6	15	0	.286	17	39	0	.304
San Jose State	5	16	0	.238	19	35	0	.352
Nevada	4	17	0	.190	13	34	0	.277

2012								
Team	WAC				Overall			
	W	L	T	Pct.	W	L	T	Pct.
Hawai'i	17	3	0	.850	44	9	0	.830
Brigham Young	15	4	0	.789	45	15	0	.750
Fresno State	13	6	0	.684	36	23	0	.610
San Jose State	9	10	0	.474	28	28	0	.500
Nevada	9	12	0	.429	21	36	0	.368
Louisiana Tech	8	12	0	.400	25	33	0	.431
NM State	5	16	0	.238	24	29	0	.453
Utah State	4	17	0	.190	17	36	0	.321

2013								
Team	WAC				Overall			
	W	L	T	Pct.	W	L	T	Pct.
San Jose State	17	4	0	.810	42	17	0	.712
NM State	16	5	0	.762	37	20	0	.649
Louisiana Tech	11	10	0	.524	27	26	0	.509
Texas State	10	11	0	.476	18	38	0	.321
UTSA	9	12	0	.429	27	26	0	.509
UT Arlington	8	13	0	.381	25	28	0	.472
Seattle	8	13	0	.381	20	33	0	.377
Utah State	5	16	0	.238	11	43	0	.204

2014								
Team	WAC				Overall			
	W	L	T	Pct.	W	L	T	Pct.
Grand Canyon	12	3	0	.800	27	21	0	.563
NM State	10	4	0	.714	31	23	0	.574
Kansas City	7	8	0	.467	20	36	0	.357
Seattle	6	9	0	.400	18	34	0	.346
Utah Valley	5	9	0	.357	18	42	0	.300
CSU Bakersfield	4	11	0	.267	15	40	1	.277



WAC ALL-TIME STANDINGS

2015								
Team	WAC				Overall			
	W	L	T	Pct.	W	L	T	Pct.
NM State	14	1	0	.933	47	16	0	.746
Grand Canyon	9	6	0	.600	28	22	0	.560
Kansas City	7	7	0	.500	27	28	0	.491
CSU Bakersfield	7	8	0	.467	21	25	0	.457
Seattle	4	10	0	.286	16	36	0	.308
Utah Valley	3	12	0	.200	18	41	0	.305

2016								
Team	WAC				Overall			
	W	L	T	Pct.	W	L	T	Pct.
NM State	14	1	0	.933	38	21	0	.644
Grand Canyon	10	5	0	.667	35	15	0	.700
Kansas City	10	5	0	.667	24	26	0	.480
CSU Bakersfield	5	10	0	.333	16	34	0	.320
Seattle	3	12	0	.200	19	33	0	.365
Utah Valley	3	12	0	.200	9	43	0	.173

2017								
Team	WAC				Overall			
	W	L	T	Pct.	W	L	T	Pct.
Grand Canyon	11	4	0	.733	36	18	0	.667
NM State	11	4	0	.733	29	25	0	.537
Utah Valley	7	8	0	.467	16	24	0	.400
Seattle	7	8	0	.467	20	32	0	.385
Kansas City	5	10	0	.333	17	38	0	.309
CSU Bakersfield	4	11	0	.267	12	33	0	.267

2018								
Team	WAC				Overall			
	W	L	T	Pct.	W	L	T	Pct.
NM State	11	4	0	.733	29	24	0	.547
Utah Valley	10	4	0	.714	21	31	0	.404
Seattle	10	5	0	.667	33	23	0	.589
Grand Canyon	8	6	0	.571	31	28	0	.525
CSU Bakersfield	3	12	0	.200	6	38	0	.136
Kansas City	2	13	0	.133	15	41	0	.268

2019								
Team	WAC				Overall			
	W	L	T	Pct.	W	L	T	Pct.
Seattle	15	3	0	.833	40	17	0	.702
NM State	12	6	0	.667	33	22	0	.600
Grand Canyon	12	6	0	.667	33	24	0	.579
California Baptist	8	10	0	.444	21	33	0	.389
Utah Valley	7	11	0	.389	15	31	0	.326
Kansas City	6	12	0	.333	27	29	0	.482
CSU Bakersfield	3	15	0	.167	15	32	0	.319

2020 (Season cancelled due to COVID-19 pandemic)								
Team	WAC				Overall			
	W	L	T	Pct.	W	L	T	Pct.
NM State	0	0	0	.000	15	8	0	.652
Utah Valley	0	0	0	.000	12	7	0	.632
California Baptist	0	0	0	.000	10	14	0	.417
Seattle U	0	0	0	.000	9	15	0	.375
Kansas City	0	0	0	.000	6	13	0	.316
Grand Canyon	0	0	0	.000	7	20	0	.259
CSU Bakersfield	0	0	0	.000	1	13	0	.071

2021								
Team	WAC				Overall			
	W	L	T	Pct.	W	L	T	Pct.
NM State	14	4	0	.778	31	21	0	.596
Seattle U	13	5	0	.722	30	21	0	.588
Grand Canyon	8	9	0	.471	19	30	0	.388
Utah Valley	8	10	0	.444	24	28	0	.462
California Baptist	8	10	0	.444	21	30	1	.413
Dixie State	6	12	0	.333	19	30	0	.388
Tarleton	5	12	0	.294	17	36	0	.321

2022								
West Division				WAC		Overall		
Team	W	L	T	Pct.	W	L	T	Pct.
Grand Canyon	19	5	0	.792	39	16	0	.709
Seattle U	15	9	0	.625	32	24	0	.571
California Baptist	12	12	0	.500	30	26	0	.536
Utah Valley	12	12	0	.500	24	27	0	.471
Dixie State	8	16	0	.333	19	32	0	.373
NM State	6	18	0	.250	13	38	0	.255

Southwest Division				WAC				Overall			
Team	W	L	T	Pct.	W	L	T	Pct.			
Stephen F. Austin	18	6	0	.750	31	27	0	.534			
Abilene Christian	15	9	0	.625	25	26	0	.490			
Tarleton	14	10	0	.583	30	25	0	.545			
Sam Houston	8	16	0	.333	15	39	0	.278			
Lamar	5	19	0	.208	11	38	0	.224			

COMPOSITE RECORDS

Team					WAC Games					All Games				
Team					W	L	T	Pct.		Team	W	L	T	Pct.
Cal State Northridge	84	17	0	.832	UT Arlington	8	13	0	.381	Cal State Northridge	186	52	1	.780
Fresno State	349	88	0	.799	Tulsa	78	127	0	.380	Brigham Young	45	15	0	.750
Brigham Young	15	4	0	.789	San Jose State	136	227	0	.375	Fresno State	918	350	0	.724
Stephen F. Austin	18	6	0	.750	New Mexico	78	131	0	.373	Hawai'i	606	327	3	.649
Hawai'i	238	108	0	.688	Louisiana Tech	85	154	0	.356	Utah	262	158	0	.624
Utah	137	67	0	.672	Creighton	7	13	0	.350	Sacramento State	133	92	1	.591
Grand Canyon	89	44	0	.669	Dixie State	14	28	0	.333	Loyola Marymount	111	83	0	.572
Abilene Christian	15	9	0	.625	Sam Houston	8	16	0	.333	Grand Canyon	255	194	0	.568
NM State	172	119	0	.591	CSU Bakersfield	26	67	0	.280	NM State	514	399	0	.563
Sacramento State	58	44	1	.568	Utah State	35	120	0	.226	Colorado State	200	160	1	.555
Loyola Marymount	34	30	0	.531	Lamar	5	19	0	.208	Stephen F. Austin	31	27	0	.534
Seattle	81	74	0	.523	UTEP	4	36	0	.100	New Mexico	215	204	0	.513
Boise State	32	30	0	.516	Southern Utah	11	112	0	.089	UTSA	27	26	0	.509
Colorado State	93	88	0	.514						Boise State	84	82	0	.506
Texas State	10	11	0	.476						Creighton	58	57	0	.504
UNLV	57	63	0	.475						Abilene Christian	25	26	0	.490
California Baptist	28	32	0	.467						Nevada	278	293	0	.487
Nevada	92	106	0	.465						Tarleton	47	51	0	.480
Tarleton	19	22	0	.463						Tulsa	227	246	0	.480
Portland State	28	34	0	.452						UT Arlington	25	28	0	.472
San Diego State	93	120	1	.437						Seattle	237	268	0	.469
UTSA	9	12	0	.429						California Baptist	82	103	0	.443
Utah Valley	55	78	0	.414						San Diego State	192	245	2	.440
Kansas City	37	55	0	.402						San Jose State	424	567	0	.428



WAC AWARD WINNERS

PLAYER OF THE YEAR

1991	Charmelle Green, Utah
1992	Dena Mullins, UNM
1993	Beth Calcante, CSN
1994	Amy Timmel, Utah
1995	Scia Maumausolo, CSN
1996	Nina Lindenberg, Fresno St.
1997	Nikki Johnson, Colorado St.
1998	Nina Lindenberg, Fresno St.
1999	Angela Cervantez, Fresno St.
2000	Dana Degen, Hawai'i
2001	Kate Judd, Hawai'i
2002	Kate Judd, Hawai'i
2003	Stacey Porter, Hawai'i
2004	Christina Clark, Fresno St.
2005	Christina Clark, Fresno St.
2006	Christina Clark, Fresno St.
2007	Tylen Tausaga, Hawai'i
2008	Vanessa Briones, Nevada
2009	Amberly Waits, LA Tech
2010	Jessica Iwata, Hawai'i
2011	Jessica Iwata, Hawai'i
2012	Delaney Willard, BYU
2013	Staci Rodriguez, NM State
2014	Lacey Rother, NM State
2015	Staci Rodriguez, NM State
2016	Fiana Finau, NM State
2017	Kelsey Horton, NM State
2018	Kelsey Horton, NM State
2019	Nikki Butler, NM State
2021	Nikki Butler, NM State
2022	Carly Nance, Seattle U

PITCHER OF THE YEAR

1998	Amanda Scott, Fresno St.
1999	Amanda Scott, Fresno St.
2000	Amanda Scott, Fresno St.
2001	Desiree Duran, Hawai'i
2002	Jamie Southern, Fresno St.
2003	Jamie Southern, Fresno St.
	Melissa Coogan, Hawai'i
2004	Jamie Southern, Fresno St.
2005	Jamie Southern, Fresno St.
2006	Robin Mackin, Fresno St.
2007	Kate Robinson, Hawai'i
2008	Morgan Melloh, Fresno St.
2009	Katie Holverson, Nevada
2010	Stephanie Ricketts, Hawai'i
2011	Stephanie Ricketts, Hawai'i
2012	Stephanie Ricketts, Hawai'i
2013	Amanda Pridmore, SJSU
2014	Stephanie Pesqueira, GCU
2015	Kelsie Monroe, CSUB
2016	Taylor Nowlin, Grand Canyon
2017	Lauren Frailey, Utah Valley
2018	Makayla Shadle, Utah Valley
2019	Samaria Diaz, NM State
2021	Kerisa Viramontes, California Baptist
2022	Kassidy Wilbur, Stephen F. Austin

FRESHMAN OF THE YEAR

1991	Deb DiMeglio, Utah
1992	Heather Medearis, UNM
1993	Tami Blunt, CSS
1994	Ali Andrus, Utah
1995	Sarah Fredstrom, Colorado St.
1996	Lindsay Parker, Fresno St.
1997	Amanda Scott, Fresno St.
1998	Becky Witt, Fresno St.
1999	Kristen Hunter, Fresno St.
2000	Jackie Jimenez, SJSU
2001	Stacey Porter, Hawai'i
2002	Jamie Southern, Fresno St.
2003	Christina Clark, Fresno St.
2004	Nichole Willis, Fresno St.
2005	Kaulana Gould, Hawai'i
2006	Robin Mackin, Fresno St.
2007	Katie Grimes, Hawai'i
2008	Morgan Melloh, Fresno St.
2009	Stephanie Ricketts, Hawai'i
2010	Kelly Majam, Hawai'i
2011	Valerie Swedberg, NM State
2012	Leisha Li'ili'i, Hawai'i
2013	Anna Cross, LA Tech
2014	Lindsay Davis, Seattle U
2015	Dallas McBride, NM State
2016	Kelsey Horton, NM State
2017	Caragh Morris, Utah Valley
2018	Payton Angulo, Utah Valley
2019	Mya Felder, NM State
2021	Matalasi Faapito, NM State
2022	Grace Luderer, Seattle U

COACH OF THE YEAR

1991	Jo Evans, Utah
1992	Susan Craig, UNM
	Ken Johnson, UNM
1993	Kathy Strahan, CSS
1994	Jo Evans, Utah
1995	Janet Sherman, CSN
1996	Margie Wright, Fresno St.
1997	Candi Letts, Colorado State
1998	Margie Wright, Fresno St.
1999	Margie Wright, Fresno St.
	Susan Craig, UNM
2000	Gary Ferrin, LMU
2001	Margie Wright, Fresno St.
2002	Jamie Pinkerton, Tulsa
2003	Bob Coolen, Hawai'i
2004	Jamie Pinkerton, Tulsa
2005	Margie Wright, Fresno St.
2006	Dee-Dee Enabenter-Omidji, SJSU
2007	Bob Coolen, Hawai'i
2008	Michelle Gardner, Nevada
2009	Margie Wright, Fresno St.
2010	Bob Coolen, Hawai'i
2011	Kathy Rodolph, NM State
2012	Bob Coolen, Hawai'i
2013	Peter Turner, SJSU
2014	Ann Pierson, GCU
2015	Kathy Rodolph, NM State
2016	Kathy Rodolph, NM State
2017	Ann Pierson, Grand Canyon
2018	TJ Hubbard, Utah Valley
2019	Kathy Rodolph, NM State
2021	Kathy Rodolph, NM State
2022	Shannon Hays, GCU

JOE KEARNEY AWARD

Awarded to the WAC's Athlete of the Year for any sport

1996	Nina Lindenberg, Fresno St.
1998	Amanda Scott, Fresno St.
2000	Amanda Scott, Fresno St.
2005	Jamie Southern, Fresno St.

STAN BATES AWARD

Awarded to the WAC's Top Academic Athlete for any sport

2001	Becky Witt, Fresno State
2005	Tracie Uchima, Hawai'i
2011	Kandis Jones, NM State
2013	Amber Olive, NM State
2021	Ally Choate, Seattle

The 2020 season was cancelled due to COVID-19 pandemic, awards were not given



WAC TOURNAMENT HISTORY

ALL-TIME WAC TOURNAMENT WIN-LOSS RECORDS

	ACU	CSUB	BSU	BYU	CSU	CU	FS	GCU	UH	UTU	LU	MKC	NEV	UNLV	UNM	NMS	SOSU	SHSU	SISU	SU	SFA	SUU	TXST	UTAH	USU	UVU	UTA	UTSA	TOTAL (PCT)
Abilene Chr. vs. (ACU)	--	--	--	--	--	--	--	--	--	--	--	--	--	--	--	--	--	--	--	0-1	--	--	--	--	--	0-1	--	--	0-2 (.000)
Bakersfield vs. (CSUB)	--	--	--	--	--	--	--	0-3	--	--	--	4-1	--	--	--	3-3	--	--	0-1	--	--	--	--	--	--	0-2	--	--	7-10 (.412)
Brigham Young vs. (BYU)	--	--	--	--	--	--	1-0	--	1-0	1-0	--	--	--	--	--	--	--	--	--	--	--	--	--	--	--	--	--	--	3-0 (.000)
Boise St. vs. (BSU)	--	--	--	--	--	--	0-4	--	0-1	2-0	--	--	--	--	--	1-1	--	--	2-0	--	--	--	--	--	--	--	--	--	5-6 (.455)
Colorado St. vs. (CSU)	--	--	--	--	--	2-2	--	--	--	--	--	--	--	--	0-1	--	1-0	--	--	--	--	1-0	--	0-1	--	--	--	--	4-4 (.500)
Creighton vs. (CU)	--	--	--	--	2-2	--	--	--	--	--	--	--	--	--	1-0	--	1-0	--	--	--	--	1-0	--	1-2	--	--	--	--	6-4 (.600)
Fresno St. vs. (FS)	--	--	4-0	0-1	--	--	--	--	4-4	4-3	--	--	1-2	--	--	3-1	1-0	--	2-0	--	--	--	--	2-0	--	--	--	--	21-11 (.656)
Gr. Canyon vs. (GCU)	--	3-0	--	--	--	--	--	--	--	--	--	1-0	--	--	--	0-5	--	--	--	1-1	2-1	--	--	--	--	3-0	--	--	10-7 (.588)
Hawai'i vs. (UH)	--	--	1-0	0-1	--	--	4-4	--	--	2-2	--	--	1-5	1-0	1-0	0-1	--	--	4-0	--	--	--	--	0-2	1-0	--	--	--	15-15 (.500)
La. Tech vs. (UTU)	--	--	0-2	0-1	--	--	3-4	--	2-2	--	--	--	4-2	--	--	0-1	--	--	0-1	--	--	--	0-1	--	2-0	--	1-0	--	12-14 (.462)
Lamar vs. (LU)	--	--	--	--	--	--	--	--	--	--	--	--	--	--	--	--	--	--	--	--	--	--	--	--	--	0-1	--	--	0-1 (.000)
Kansas City vs. (UMKC)	--	1-4	--	--	--	--	--	0-1	--	--	--	--	--	--	--	0-3	--	--	--	2-3	--	--	--	--	--	3-1	--	--	6-12 (.333)
Nevada vs. (NEV)	--	--	--	--	--	--	1-2	--	5-1	2-4	--	--	--	--	--	4-1	--	--	2-1	--	--	--	--	--	--	--	--	--	14-9 (.609)
New Mexico vs. (UNM)	--	--	--	--	1-0	0-1	--	--	0-1	--	--	--	--	--	--	--	2-1	--	--	--	--	1-0	--	0-3	--	--	--	--	4-6 (.400)
NM State vs. (NMSU)	--	3-3	1-1	--	--	--	1-3	5-0	1-0	1-0	--	3-0	1-4	--	--	--	--	1-0	2-4	4-6	--	--	1-0	--	1-0	5-3	--	--	30-24 (.556)
SD State vs. (SDSU)	--	--	--	--	0-1	0-1	0-1	--	--	--	--	--	--	--	1-2	--	--	--	--	--	--	1-0	--	0-1	--	--	--	--	2-6 (.250)
Sam Houston vs. (SHSU)	--	--	--	--	--	--	--	--	--	--	--	--	--	--	--	0-1	--	--	--	--	--	--	--	--	--	--	--	--	0-1 (.000)
San Jose St. vs. (SJSU)	--	--	1-2	--	--	--	0-2	--	0-4	--	--	--	1-2	--	--	4-2	--	--	--	--	--	--	--	--	2-0	--	--	1-0	9-12 (.429)
Seattle vs. (SU)	1-0	1-0	--	--	--	--	--	1-1	--	--	--	3-2	--	--	--	6-4	--	--	--	--	0-2	--	--	--	--	3-3	--	--	15-12 (.556)
SFA vs. (SFA)	--	--	--	--	--	--	--	1-2	--	--	--	--	--	--	--	--	--	--	--	2-0	--	--	--	--	--	--	--	--	3-2 (.600)
Southern UT vs. (SUU)	--	--	--	--	0-1	0-1	--	--	--	--	--	--	--	--	0-1	--	0-1	--	--	--	--	--	--	--	--	--	--	--	0-4 (.000)
TX State vs. (TXST)	--	--	--	--	--	--	--	--	--	1-0	--	--	--	--	--	0-1	--	--	--	--	--	--	--	--	--	--	1-0	0-1	2-2 (.500)
UNLV vs. (UNLV)	--	--	--	--	--	--	--	--	0-1	--	--	--	--	--	--	--	--	--	--	--	--	--	--	0-1	--	--	--	--	0-2 (.000)
Utah vs. (UTAH)	--	--	--	--	1-0	2-1	0-2	--	2-0	--	--	--	--	1-0	3-0	--	1-0	--	--	--	--	--	--	--	--	--	--	--	10-3 (.769)
Utah St. vs. (USU)	--	--	--	--	--	--	--	--	0-1	0-2	--	--	--	--	--	0-1	--	--	0-2	--	--	--	--	--	--	--	--	--	0-6 (.000)
Utah Valley vs. (UVU)	1-0	2-0	--	--	--	--	--	0-3	--	--	--	1-3	--	--	--	3-5	--	--	--	3-3	--	--	--	--	--	--	--	--	10-14 (.417)
UT Arlington vs. (UTA)	--	--	--	--	--	--	--	--	--	0-1	--	--	--	--	--	--	--	--	--	--	--	--	0-1	--	--	--	--	1-0	1-2 (.333)
UTSA vs. (UTSA)	--	--	--	--	--	--	--	--	--	--	--	--	--	--	--	--	--	--	0-1	--	--	--	1-0	--	--	--	0-1	--	1-2 (.333)

ALL-TIME WAC TOURNAMENT APPEARANCES & CHAMPIONSHIPS

Team	Appearances	Championships	Team	Appearances	Championships
NM State	15 (2006-11, 13-22)	4 (2011, 2015, 2017-18)	New Mexico	3 (1991-92, 99)	--
Fresno State	8 (1999, 2006-12)	3 (1999, 2007, 2009)	San Diego State	3 (1991-92, 99)	--
Hawai'i	8 (1999, 2006-12)	1 (2010)	Creighton	2 (1991-92)	--
Seattle	8 (2014-22)	2 (2019, 2021)	Colorado State	2 (1991-92)	--
Utah Valley	8 (2014-22)	1 (2014)	Southern Utah	2 (1991-92)	--
San Jose State	7 (2006-10, 12-13)	1 (2013)	Abilene Christian	1 (2022)	--
Louisiana Tech	7 (2006-13)	1 (2008)	Lamar	1 (2022)	--
CSU Bakersfield	6 (2014-19)	1 (2016)	Sam Houston	1 (2022)	--
Kansas City	6 (2014-19)	--	Stephen F. Austin	1 (2022)	--
Nevada	5 (2006-09, 12)	1 (2006)	Texas State	1 (2013)	--
Grand Canyon	4 (2018-22)	1 (2022)	UT Arlington	1 (2013)	--
Utah	3 (1991-92, 99)	2 (1991-92)	UTSA	1 (2013)	--
Boise State	3 (2009-11)	--	Brigham Young	1 (2012)	1 (2012)
Utah State	3 (2007-08, 11)	--	UNLV	1 (1999)	--

The 2020 WAC Tournament was cancelled due to COVID-19 pandemic



TARLETON STATE UNIVERSITY



ABOUT TARLETON

UNIVERSITY OVERVIEW

Tarleton State University offers the value of a Texas A&M University System degree with its own brand of personal attention, individual opportunities, history, traditions and real community.

Located in the heart of Stephenville and encompassing a 173-acre main campus just an hour southwest of Fort Worth, Tarleton is one of the best university values in Texas and the perfect place for students to begin a future.

Tarleton offers the resources of a major public university, including more than 65 undergraduate programs, more than 20 graduate programs and a doctor of education degree, as well as cutting edge academic facilities and faculty experts with extensive university and industry experience — all with the personal attention, warmth and faculty interaction expected from a smaller college.

Tarleton has extended its reach beyond Stephenville and is rapidly expanding undergraduate and graduate programs online and in Waco, Midlothian and the Southwest Metroplex, including Johnson, Parker and Tarrant counties, and the RELIS Academic Alliance in Bryan.



STEPHENVILLE, TEXAS

If you want the comfort and casualness of a small town and an intimate campus life, Tarleton has it! We're in the heart of Stephenville, a town of about 17,000 that is the hub of an area circled by Fort Worth, Dallas, Waco and Abilene. You'll live and learn in a warm, friendly, caring community ranked as one of the 100 best small towns in America. Stephenville was part of a tract of land located on the upper Bosque River Valley in Central Texas in 1854 and became the county seat of Erath County in 1856. The first land patent was secured by John M. Stephen on Feb. 24, 1853.

EDUCATION

The first permanent school in Stephenville was erected by John Tarleton. There are now seven public school districts in Erath County. Stephenville Independent School District has a total enrollment of more than 3,350 students. The one college in the area, Tarleton, has an enrollment of over 13,000 students at the Stephenville campus.

RECREATION

Stephenville offers a variety of recreational areas, including two public parks, two public swimming pools, two golf courses, 14 tennis courts, a movie theater, six football stadiums, two rodeo arenas, an 18-hole disc golf course, a youth center and a historical museum. There are also two major lakes within a 40-mile radius and many excellent areas for hunting and fishing. Annual events include livestock shows, arts and crafts festivals, rodeos, basketball tournaments and the Tarleton Homecoming.

MAJOR EMPLOYERS

Major manufacturers and employers in Stephenville include AMPI, Saint-Gobain, FMC, Harris Methodist Hospital, HEB Grocers, Medical & Surgical Clinic, Norton Company, Pecan Valley MHMR, Rayloc Industries, Stephenville ISD, Tarleton State University and Wal-Mart.

GENERAL INFORMATION

Founded	1899
Joined Texas A&M System	1917
Colors	Purple and White
Mascot.....	Texan Rider
Athletic Affiliation.....	Western Athletic Conference
NCAA Level	NCAA Division I

CAMPUS LIFE

Student / Faculty Ratio	19 to 1
Students come from	242 Texas counties
	45 states
	22 foreign countries
Student Organizations	120 +

FINANCES

Est. Cost per Academic Year	\$18,878
Est. Operating Budget.....	\$177 million
Erath County Economic Impact	\$170 million
State of Texas Economic Impact	\$512 million

ACADEMICS

Undergraduate Degree Programs.....	65 +
Graduate Degree Programs	20 +
Doctorate Degree Programs.....	2
Associate Degree Programs	2

ATHLETICS

MEN: Baseball, Basketball, Indoor Track & Field, Outdoor Track & Field,

Cross Country, Football, Golf

WOMEN: Softball, Basketball, Indoor Track & Field, Outdoor Track & Field,

Cross Country, Volleyball, Tennis, Golf, Soccer

RECREATIONAL SPORTS

INTRAMURAL SPORTS: Flag Football, Volleyball, Soccer, Softball, Basketball,

Sand Volleyball, Dodgeball, Wallyball

CLUB SPORTS: Men's & Women's Lacrosse, Rugby, Mixed Martial Arts,

Women's Volleyball, Basketball, Shotgun Sports, Golf, Running,

Men's and Women's Soccer, Bass Fishing.

INDIVIDUAL / DUAL SPORTS: Racquetball, Rock Climbing, Disc Golf,

Badminton, Tennis

TARLETON TRADITIONS & SPIRIT GROUPS

TTS AND TTP

Formed when Tarleton was a junior college, the Ten Tarleton Peppers (TTP) and Ten Tarleton Sisters (TTS) are the two oldest organizations on campus. These spirit organizations for men and women were formed in 1921 and 1923, respectively.

New members of these secret organizations are selected by current members. When first organized, the two groups met late at night and prepared signs for upcoming athletic events. The basic signs at this time were made of canvas and were stretched between trees on campus. The clubs met in the attic of the old recreation hall, which is now the Administration Annex.

The identities of the senior members were disclosed in group photos when the yearbooks were distributed. Senior members stood facing the camera while others faced away from the camera with various and sundry items placed over their heads. The groups are sponsored by faculty and staff members.

THE TEXAN MASCOT

Upon joining The Texas A&M University System in 1917, the Tarleton athletic teams became known as the "Junior Aggies."

In 1924, Coach W.J. Wisdom became disenchanted with the name and held a contest to select a new mascot. The winner would receive \$5 and Wisdom would be the sole judge. One day, Wisdom was walking across campus and contemplating the fact that Tarleton was primarily an agricultural school when the name "Plowboys" popped into his head. He immediately adopted the new mascot and kept the \$5. The symbol of the Plowboys was a muscular young man in overalls pushing a hand plow.

In 1950, the mascot withstood a challenge when four additional names were suggested for a student vote. Plowboys won by a 2-1 margin. With the University's changing image, however, another election was held in 1961 and students approved the name "Texans." The horse and rider became the new athletic mascot of the university.

P.A.N.K.U.S.

The P.A.N.K.U.S. acronym stands for People Against Not Knowing University Spirit. People Against Not Knowing University Spirit is an organization, who embraces the Spirit and Traditions of Tarleton. P.A.N.K.U.S. was established at Tarleton in November 2001 and has grown into one of the biggest spirit organizations for students. Their purpose is to be an organization that involves students in spirit activities and events at Tarleton State University. They are often seen at Tarleton Sporting Events in their trademarked purple and white overalls.

PURPLE POO

The TTS and TTP were precursors of the modern Purple Poo. The still-secret organization makes Poo signs each Monday night, which appear on campus every Tuesday morning. The signs occasionally comment on campus political life and student life, but most promote school spirit. These signs are nailed to trees on campus. Members appear in public dressed in costumes and identity is closely guarded.



PURPLE POO

THE PLOWBOYS

In 1984, a group of interested students established a spirit organization on campus and re-adopted the name "Plowboys," which was the former mascot of the athletic teams. The Plowboys attend athletic events and other campus activities and are familiar to students because of their white shirts, hats and purple chaps.



THE PLOWBOYS

OSCAR P

Legend has it that John Tarleton, founder of the university, had a pet duck named Oscar P who went everywhere with him. The two were so close that Oscar P is said to be buried with Tarleton.

At various student activities, the Purple Poo rally Tarleton students by raising the spirit of Oscar P. This is done by kneeling and pounding the ground while calling out "Hey, Oscar P." Although this has become one of the favorite traditions, there is no evidence to verify the story.



OSCAR P

THE AIRPLANE INCIDENT

At the height of the Tarleton-North Texas Agriculture College rivalry, frequent raids by opposing students were common. Bonfires were the primary objectives, and as described in the J-TAC newspaper (Tarleton's school paper), the students were driven by "the desire to cause premature conflagration of the accumulated rubbish."

On Nov. 29, 1939, two days before the traditional football game, and in retaliation for the burning of the NTAC bonfire by Tarleton students the night before, an NTAC student and accomplice flew over the Tarleton campus and attempted to bomb the bonfire. In their efforts to repel the air attack, Tarleton students on guard threw various objects at the plane. L.V. Risinger hurled a 2x4 into the air which struck the propeller and disabled the aircraft. The pilot glided over what is now the Hall of Presidents and crash-landed in a clump of trees.

While the NTAC student and his buddy were launching the air attack, three truck loads of NTAC students were attempting to invade campus by land. Both the land and air attacks were repulsed. The NTAC students were captured, given a block-T haircut and sent on their way. The Homecoming bonfire has been dedicated to L.V. Risinger, defender of the bonfire, who died in 1994.



RESIDENCE HALLS



7 LUXURY RESIDENCE HALLS

Tarleton has already provided a few things in every room:

1. MICROFRIDGE

One (1) per room. This appliance combines a mini- fridge with a microwave. Please do not bring additional units as they are not allowed.

2. TWIN BED AND EXTRA LONG MATTRESS

One (1) per resident. Beds can be bunked or lofted using hardware in the room. Mattresses are 80" long, 36" wide and 6" deep. You will want to bring Twin XL sheets. Please note that Integrity, Traditions North and South, and the newer addition of Honors Hall is equipped with full sized mattresses.

3. DESK AND CHAIR

One (1) desk and one (1) chair per resident.

4. DRAWER AND DRESSER

One (1) per resident. Exception in rooms where dresser drawers are built into casework.

5. CLOSET OR WARDROBE

One (1) per resident. Please note that in Bender, Ferguson, Hunewell and Hunewell Annex the closets are part of built-in casework.





WELCOME TO STEPHENVILLE

Uniquely located in rural Texas one-hour southwest of Dallas/Fort Worth for easy access to metropolitan amenities and a major airport, yet isolated from big city stress.

A city of over 20,000 friendly people, Stephenville is an inviting, gracious community with a rich western heritage in a beautiful country setting along the Bosque River.

It is distinctively Texan – independent, hardworking, and educated.

Known as the 'Cowboy Capital of the World' and the 'City of Champions', Stephenville takes pride in having small town values, where a strong work ethic, family-values, and a giving heart still matter.

Stephenville is located at the intersection of US 281, US 67 and US 377 and is situated 25 miles south of IH-20 and 70 miles southwest of the Dallas / Fort Worth Metroplex. Stephenville is the retail center for a trade area population of approximately 80,000 Texans.

Agriculture is the leading industry, with Erath County in the top 10% in overall agriculture production and ranking #2 in milk production in the State of Texas. In addition to farmers and ranchers, Fortune 500 companies provide a strong manufacturing diversity to the economy. Stephenville serves as a regional medical and retail center for the area with many family-owned businesses thriving as they draw from our strong, diverse workforce, educational opportunities and family oriented atmosphere.

Tarleton State University, a part of the Texas A&M University System, is known far and wide for creating a culture of excellence in both academic and athletic programs. Erath County is also served by Ranger College, offering a variety of continuing education and workforce training for students of all ages.

As the 'Cowboy Capital of the World', Stephenville is uniquely home to more professional rodeo cowboys and cowgirls than any other place in the world. And the equine industry continues to grow throughout the surrounding County.

The 'City of Champions' designation reflects the commitment as a community to excellence in youth and civic organizations. Our community strongly believes that investing in our youth is a wise and worthwhile endeavor. Families seeking a positive place to raise kids will find an excellent school system, civic organizations dedicated to youth programs, numerous sports leagues, and family fun events at parks, museums and churches throughout the year.


Stephenville is a special place that reflects pride in the community's rich heritage and commitment to the future. We feel confident you will soon see why Stephenville has been listed as one of 'The 100 Best Small Towns in America!'





ATHLETIC FACILITIES

MEMORIAL STADIUM



For more than six decades the fortunes of the Tarleton Texans have played out on the gridiron at Memorial Stadium.

Guided by the likes of former coaches W. J. Wisdom, Earl Rudder, Buddy Fornes and current head coach Todd Whitten, the Texans built a legacy of excellence, much in the confines of their home arena.

Playing host to opponents from the Pioneer Conference, the Texas Intercollegiate Athletic Association, the Lone Star Conference and now NCAA Division I FCS, the venerable facility has witnessed championship seasons, postseason bowl invitations, and players who have excelled and advanced into the professional ranks.

In addition, legendary track coach Oscar Frazier fielded teams that dominated university-hosted competitions at Memorial Stadium, winning 19 conference or state titles, while training athletes who achieved state, national and even Olympic honors.

The stadium owes its very existence, as well as upgrades and additions over its 65-year life, to the generosity of local supporters of Tarleton's athletic programs.

In the late 1940s, during the administration of President E.J. Howell, local leaders and influential alumni forged a committee to collect the \$100,000 necessary to build the stadium. While early efforts proved fruitful, gathering \$55,000 within the first year, the drive stalled before being brought back to life by Mary Hope Westbrook, head of the English Department. Westbrook assumed leadership of the group, which then met its funding goal.

By October 1948, crews began construction, bulldozing eight acres to make way for the stadium. The initial structure, made of reinforced concrete, seated 6,000 fans in 32 rows of steel bleachers. In 1950, a regulation cinder track was installed around the football field and, in 1951, the building opened.

Several rounds of upgrades, most funded by university benefactors, have occurred over time. A major renovations in 1977, financed by a then-ambitious \$475,000 local fund-raising drive, added the now-iconic berm on the east side, replaced the old steel seats, extended the bleachers on the west side and built the press box. A \$2 million project, which began in 1988, expanded seating to 7,600, added concession areas and built the current field house. In addition, track and field facilities were renovated and named for legendary track coach Oscar Frazier.

In 2019, a brand-new grandstand was built on the west side of Memorial Stadium to increase the seating to nearly 17,000 and provide a first-class experience for the Texan faithful. A new state-of-the-art video board was added on the south side of the stadium as a part of the renovation. The complete project was a \$26 million renovation.

WISDOM GYM



Wisdom Gym has seen some history.

Built in 1970 for a cost of \$1.3 million, Wisdom Gym has been the home of Tarleton Basketball for nearly 50 years. Over that time, the gym has played home to All-Americans, Conference Champions, Conference Tournament Champions, NCAA Regional Tournaments, and NCAA Sweet 16 games. The gym has also been the home of the winningest basketball coach in school history since 1988.

The facility is located on the northwest corner of the campus, adjacent to Memorial Stadium, and is one of a kind on the campus of Tarleton State University as the only white brick building on the campus.

After the initial \$1.3 million cost to build the facility, the gym underwent another \$1.7 million renovation in 1977. The entire building, which also houses the Kinesiology department, women's volleyball gym, and child development center encompasses nearly 115,000 square feet of space.

The Texan basketball teams play on the hardwood of Wisdom Gym, which seats 2,400 spectators in a raucous environment that allows fans to stand within six feet of the sideline on the floor. Reserved seats with chair-backs were installed in 1999 and were renovated with brand-new cushion seating in 2017. A new hardwood floor was installed in the summer of the 2010, replacing the original floor, and new student seating was also installed in 2010 to replace wooden bleachers with the current purple seats.

A new scoreboard and video board was added prior to the 2013 season and the locker rooms have received several upgrades over the last few years, including new carpet, new lockers, and new technology for watching film.

ATHLETIC FACILITIES

TARLETON BASEBALL COMPLEX



While the home of Tarleton Baseball hasn't moved since the program was revived in 1988, it has certainly seen quite the facelift. The Tarleton Baseball Complex underwent the first phase of a major transformation in the summer of 2021 when the original field, fence and lights were replaced with brand-new turf, Champion Wall, and LED lights.

The complex went into construction in January of 1987 and was completed prior to the inaugural season of baseball in 1988 under head coach Lee Driggers.

The field is located beside the Tarleton indoor softball and baseball buildings and adjacent to the Tarleton State Softball Complex - which was a later addition to the property when the university added women's fastpitch softball in 1996 - on the south side of Washington Street. The field is Hellas Matrix Turf and is framed in center and right field by pecan trees with the university behind Washington Street in the distance. The field measures out to 320 feet down each foul line, 365 feet to the gaps, and 400 feet to straight-away centerfield.

A scoreboard was added prior to the 2014 season with inning-by-inning score-tracking capabilities as well as columns for runs, hits, and errors. The LED scoreboard allows for customizable names to be placed in the home and visitor title screens.

The dugouts in the complex are covered with red brick and the stands seat 750 spectators in metal bleachers that wrap around the fence behind home plate. A new nylon backstop was installed prior to the 2015 season that wraps from dugout to dugout and extend 50 feet high - replacing the 30-foot high chain-link fence that was originally placed behind the plate in 1988. The press box is located at the top of the center seating section and has space for a scoreboard operator, official statistician, and media.

TARLETON SOFTBALL COMPLEX



Home to the youngest program of Tarleton Athletics, the Tarleton Softball Complex has seen its share of success since the inaugural season in 1996. The Tarleton Softball Complex has served as the home field for the Tarleton Softball program since the first season, after initial construction began in the spring of 1995. In the summer of 2021, the facility underwent the first phase of facelifts with brand-new field turf, LED lights and Champion Wall in the outfield.

The renovations in 2021 also expanded the dugouts and the bullpens on each side of the outfield. Tarleton played its first game on the field on February 19, 1996 and won the second game of a doubleheader against Schreiner College in extra innings.

The field dimensions are 190-feet down the lines and 220-feet to straight-away centerfield. The field itself is laid out in the same direction as the adjacent Tarleton Baseball Complex.

A scoreboard was installed in left-centerfield prior to the 2015 season, features customizable name plates and inning-by-inning scores, and is surrounded by nylon netting. Permanent bleachers were also added after the initial construction, which holds 500 fans. A press box rises above the bleachers and seats the primary game administration.

POTISHMAN-LARD TENNIS COURTS



The Potishman-Lard Tennis Courts at Tarleton State University underwent a significant upgrade prior to the 2014 season when the complex expanded from four courts to eight with the original four courts also getting a facelift.

The project included renovations to the existing four tennis courts, the addition to four brand new courts on the backside of the original courts and new lighting for the entire complex. All courts were painted purple and outdoor bleachers were placed on the west end of the complex with a courtside view of the No. 1 doubles court.

The original tennis complex was opened on November 3, 1979 after being constructed under a grant from the Mary Potishman Lard Trust. Leo Potishman and Clyde H. Wells, a chairman of the Texas A&M Board of Regents, volleyed a gold tennis ball that Saturday to christen the courts. The speakers also unveiled a plaque dedicated to the memory of Robert S. Lard.

The original four courts, constructed under the Lard Trust Grant, was constructed for a total cost of \$115,000.

VOLLEYBALL GYM



Tarleton is one of few schools in the Western Athletic Conference with a true 'Volleyball Gym' that doesn't share time with basketball teams.

The Wisdom Volleyball Gym is located inside Wisdom Gym on the northwest corner of the campus, adjacent to Memorial Stadium. The gymnasium, named for longtime Tarleton athletics director and basketball coach W.J. Wisdom, was built in 1970 at a cost of \$1.3 million dollars. The volleyball gym was added to Wisdom Gym in 1977 as a part of a \$1.7 million expansion project.

The retractable bleachers on the floor were installed in the summer of 1999 and the south wall received a paint touch up and new photo banners prior to the 2014 season.

SOCCER COMPLEX



Home to the newest program of Tarleton Athletics, the Tarleton Soccer Complex will be ready for the inaugural NCAA soccer season at the university in Fall 2022.

Formerly the home to Rec Sports intramural soccer, lacrosse, and rugby, the field was expanded to meet NCAA requirements in the summer of 2021. The field turf was installed by Hellas on the north side of the Tarleton campus off Frey Street. There is a scoreboard on the northeast and southwest corners of the facility with metal bleachers.



COVERING TEXAN SOFTBALL

MEDIA INFORMATION

The Tarleton State University Athletics Communications staff welcomes all media members to attend Tarleton softball games. The following information is intended to assist you in covering the Tarleton Softball program:

MEDIA CREDENTIALS

Requests for working media credentials must be made through the Tarleton Athletics Communications office. Requests must be made at TarletonSports.com/MediaRequest.

All press box seating is first come, first serve due to limited seating. Radio broadcasts will receive priority seating in the press box. Credentials are available at the beginning of every season to be used for the entire academic year by local media. Any other media personnel in need of credentials should contact the Athletic Communications office 24 hours before game time.

Visit TarletonSports.com/Media for Media Information.

PHOTOGRAPHERS

All photographers covering a game must display appropriate credentials at all times and are expected to comply with any instructions given by game officials or Tarleton sports information employees. NCAA rules prohibit photographers from being in the team areas and the use of tripods is prohibited.

Photographers can stand inside the fence, but become subject to the authority of game officials. You are also responsible for your own safety. Be alert for moving people and baseballs at all times. Do NOT enter the dugouts.

PRESS SERVICES

There are phone lines available in the press box. For those media members not in attendance, live stats and an occasional live video feed of the game can be found at TarletonSports.com.

NCAA Box Scores are available after the game. Other stats, including a scoring summary, situational, and all other statistical breakdowns are available only upon request. In addition, live stats are available to view on laptop computers and various tablets. Laptops and tablets will not be provided.

INTERNET ACCESS

Internet access is available in the press box. Access to wireless internet requires a proper authorization code which will be provided before first pitch.

POSTGAME INTERVIEWS

Members of the media wishing to interview players or coaches must work through the Tarleton Softball Contact to set up a convenient time for both parties. Postgame interviews are available on the field following a 10-minute "cooling off" period. If assistance is needed, contact a member of the Tarleton athletics communications department.

BROADCAST SERVICES

One courtesy line is provided for use by the visiting team's radio station. There is no fee for using the line, but all line charges are the responsibility of the visiting station. The visiting radio courtesy number will be given upon request.

OFFICIAL STATISTICS

Statistics will be provided throughout the course of the game upon request. Please inform the Tarleton Softball Contact of your preference prior to the start of the game to receive printed copies of the official stats. You are also welcome to follow live stats at TarletonSports.com.

QUESTIONS

Any questions regarding the Tarleton Softball program should be directed to the Tarleton Softball Media Contact.

TARLETON ATHLETIC COMMUNICATIONS

MAILING ADDRESS

Tarleton State Athletics
Communications
Box T-0080
Stephenville, TX 76402

SHIPPING ADDRESS

Tarleton State Athletics
Communications
201 St. Felix St.
Stephenville, TX 76401



JAKE WITHEE

ASSISTANT ATHLETIC DIRECTOR
FOR MEDIA RELATIONS

OFFICE: (254) 968-1803
CELL: (970) 319-2260
EMAIL: JWITHEE@TARLETON.EDU
TWITTER: @JWITHBUCS15
WEBSITE: WWW.TARLETONSPORTS.COM



ZANE GUADAGNOLO

ATHLETIC COMMUNICATIONS
COORDINATOR (M. BASKETBALL CONTACT)

OFFICE: (254) 968-9018
CELL: (817) 995-3949
EMAIL: GUADAGNOLO@TARLETON.EDU
TWITTER: @ZANEGUAD_DESIGN
WEBSITE: WWW.TARLETONSPORTS.COM



TREY BURNETT

ATHLETIC COMMUNICATIONS
GRADUATE ASSISTANT

OFFICE: (254) 968-9018
CELL: (832) 596-5486
EMAIL: RUSSELL.BURNETT@GO.TARLETON.EDU
TWITTER: @TREY_BURNETT80
WEBSITE: WWW.TARLETONSPORTS.COM

