

IT'S
SHOWTIME



TARLETON
FOOTBALL



2022 MEDIA GUIDE

HEAD COACH TODD WHITTEN

WHITTEN ERA



**TARLETON ALL-TIME
LEADERS IN WINS
AND GAMES COACHED**

NCAA 9
WINNING SEASONS

NCAA 6
**COACH OF THE
YEAR AWARDS**

NCAA 4
**NCAA (DII)
PLAYOFF BERTHS**



@TARLETONFB





**QUICK
FACTS**

2

**TEXAN
PLAYERS**

25

**COACHING
STAFF**

49

**TARLETON
HISTORY**

95

**OUR
SCHOOL**

179

CREDITS

The 2022 Tarleton State University Football Media Guide was produced by Nate Bural and Jake Withee of the Tarleton Athletic Communications office.

CREDENTIALS

Credentials for Tarleton home games are issued to working media only. Due to limitations and work space in the press box, game day credentials must be requested 48 hours prior to the date of the game. Credentials may be requested at TarletonSports.com/media

IMAGES

Members of the media can obtain photos on all Tarleton State coaches and athletes as well as official Tarleton State logos by contacting Jake Withee at jwithee@tarleton.edu.

PLAYER NUMBERS

This is a preseason media guide, which is sent to production prior to the start of the regular season. The assigned numbers or non-numbers are subject to change throughout the season.

EDITING & DESIGN

Nate Bural
Jake Withee

PHOTOGRAPHY

Nate Bural
Jake Withee
Jeremy Enlow
Kurt Mogonye
Toby Rhodes
Tarleton Athletic Communication Interns
Tarleton Athletics Archives
Indianapolis Colts
Jacksonville Jaguars

PRINTING

Cockrell Enovation




TABLE OF CONTENTS

THIS IS TEXAN FOOTBALL	5	HISTORY AND RECORDS	95
MEET THE TEXANS	25	TEAM HISTORY	96
OUR COACHING STAFF	49	ALL-AMERICANS	99
HEAD COACH TODD WHITTEN.....	50	LETTERMEN	110
ASSISTANT COACHES.....	54	SCHOOL RECORDS	115
SUPPORT STAFF.....	65	MILESTONE WINS.....	136
NCAA COMPLIANCE.....	66	YEARLY LEADERS	137
OPPONENTS	67	YEARLY RESULTS.....	141
SERIES HISTORY	74	CHAMPIONSHIP TEAMS	151
2021 SEASON REVIEW	81	NCAA PLAYOFF HISTORY.....	158
STATISTICS.....	82	OUR CONFERENCE	169
GAME-BY-GAME REVIEW	89	OUR UNIVERSITY	179
		TRADITIONS	181
		ATHLETIC FACILITIES	184

COACHING STAFF

Head Coach	Todd Whitten
Alma Mater	Southern Mississippi, 1995
Overall Head Coach Record	115-73 (17 Seasons)
Tarleton Head Coach Record.....	90-45 (12 Seasons)
NCAA Division I Coaching Record.....	36-36 (7 Seasons)
Assistant Coach / Defensive Coordinator (S)	Tyrone Nix
Alma Mater	Southern Mississippi, 1995
Assistant Coach / Run Game Coordinator (OL)	Scott Carey
Alma Mater	Tarleton, 1999
Assistant Coach / Pass Game Coordinator (QB)	Adam Austin
Alma Mater	Arizona, 2007
Assistant Coach / Special Teams Coordinator (CB)	Michael Walton
Alma Mater	Eastern New Mexico, 2001
Assistant Coach (RB)	Eddie Jones
Alma Mater	Texas, 2010
Assistant Coach / Camp Director (ILB)	Marc Martinez
Alma Mater	Tarleton, 2014
Assistant Coach (WR)	Tate Whitten
Alma Mater	Tarleton, 2016
Assistant Coach (TE)	Brant Bailey
Alma Mater	Tarleton, 2020
Assistant Coach (OLB)	Scott Stoker
Alma Mater	Northwestern State, 1990
Assistant Coach (DL)	Fred Tate
Alma Mater	Southern Mississippi, 1997
Graduate Assistant	Jacob Kemp
Alma Mater	Concordia-Nebraska, 2020
Graduate Assistant	Braden Hucks
Alma Mater	Tarleton, 2021



QUICK FACTS



UNIVERSITY INFORMATION

System Member Texas A&M University System
 Chancellor John Sharp
 Location Stephenville, Texas
 Founded 1899
 Enrollment 14,500
 Nickname Texans
 Colors Purple & White
 Conference Western Athletic Conference (WAC)
 Venue Memorial Stadium
 Playing Surface CoolPlay by FieldTurf
 Capacity 24,000
 President Dr. James Hurley
 Vice President of Athletics Lonn Reisman

Dr. James Hurley
PRESIDENT



Mr. Lonn Reisman
VP OF ATHLETICS



FOOTBALL HISTORY

First Season of Competition	1915
<i>No Intercollegiate Competition</i>	1942-43
First Season as Senior College	1961
First Season as NCAA Division II	1994
First Season as NCAA Division I	2020
All-Time Record	506-489-33 (.508)
All-Time Record as a Senior College	315-315-3 (.500)
All-Time Record as an NCAA Institution	176-129-1 (.577)
All-Time Record as an NCAA Division I Institution	11-8 (.579)
TIAA Championships	6 ('77, '78, '86, '87, '89, '90)
Lone Star Conference (D2) Championships	5 ('01, '09, '13, '18, '19)
Lone Star Conference (D2) Division Championships	5 ('01, '02, '03, '06, '09)
Years in the TIAA National Playoffs	4 ('78, '87, '89, '90)
Years in the NCAA Division II Playoffs	5 ('01, '03, '09, '18, '19)
All-Time Playoff Record	7-9

BOWL HISTORY

Bowl Invitations	*5
All-Time Bowl Record	2-2
1966 Aztec Bowl (Mexico City) vs Mexico All-Stars	W, 42-8
1984 Aztec Bowl (Mexico City) vs Mexico All-Stars	L, 15-22
1986 Sunflower Bowl (Winfield, KS) vs Benedictine	W, 40-38
2013 Heart of TX Bowl (Copperas Cove, TX) vs Ouachita Bapt	DNP
2017 Corsicana Bowl vs Central Oklahoma	L, 31-38

* the 2013 HOT Bowl vs Ouachita Baptist was cancelled due to ice

TEAM INFORMATION

2021 Record	6-5 overall, 2-3 WAC
2021 Regular Season Conference Finish	4th in WAC
Letter Winners Returning / Lost	35 / 23
<i>Offense</i>	12 / 13
<i>Defense</i>	21 / 9
<i>Specialty</i>	2 / 1
Offensive Formation	Pro Style
Defensive Formation	Multiple
Football Office Phone	(254) 968-9518

MEDIA CONTACT

Football Contact	Jake Withee
<i>Alma Mater</i>	Arizona State, 2016
<i>Office Phone</i>	(254) 968-1803
<i>Cell Phone</i>	(970) 319-2260
<i>Email</i>	jwithe@tarleton.edu

Website www.tarletonsports.com

Twitter @TarletonFB

Instagram @tarletonfb



TEXAN FOOTBALL ROSTER

NUMERICAL ROSTER

No.	Name	Pos.	Ht.	Wt.	Yr.	Hometown / Previous School
0	Marshawn Buchanan	RB	5-11	180	R-FR	Victorville, CA / Washington State
0	Zech Hopkins	LB	6-1	225	R-SR	Cuero, TX / Cuero HS
1	Ontario "Mookie" Douglas	RB	5-10	205	SR	Lawton, OK / East Central
1	Patrick Jones	LB	6-0	207	JR	Memphis, TN / Henderson State
2	Gabe Douglas	WR	6-3	210	SR	Shreveport, LA / Denton Ryan HS
2	Michael Irons	DB	6-1	184	SR	McGregor, TX / Cornell
3	Eman Lawoye	DB	6-1	195	JR	Los Angeles, CA / Golden West College
4	Jalen Carr	DB	5-9	180	JR	Longview, TX / Southwestern OK State
4	Alaka'i Yuen	QB	6-3	210	JR	Kailua, HI / Ventura College
5	Donovan Banks	DB	5-11	180	SR	Sweeny, TX / Sweeny HS
5	Keylan Johnson	WR	5-11	185	R-FR	Mansfield, TX / Lake Ridge HS
6	Bryon Broussard	DB	5-11	180	JR	Dickinson, TX / Abilene Christian
6	Darius Cooper	WR	6-0	190	SO	St. Louis, MO / Hazlewood West HS
7	Jaylen Jackson	DB	6-1	175	R-FR	Houston, TX / Langham Creek HS
7	Jaden Smith	WR	6-6	210	JR	Fort Worth, TX / Montana State
8	Braelon Bridges	RB	5-10	180	R-FR	Houston, TX / Klein Collins HS
8	Blaine Hoover	DL	6-6	270	SR	Bedias, TX / Incarnate Word
9	Markel Clark	LB	6-0	210	SO	Beaumont, TX / West Brook HS
9	Derrel Kelley III	RB	5-10	175	SO	St. Petersburg, FL / Lakewood HS
10	Qua'Shawn Washington	LB	5-11	230	SR	Abilene, TX / Abilene Christian
11	Beau Allen	QB	6-2	215	R-FR	Lexington, KY / Kentucky
12	Marco Siderman	QB	6-2	215	SO	Westlake Village, CA / Holy Cross
13	Dejuan Miller	WR	6-2	190	SR	Belle Glade, FL / Arkansas- Pine Bluff
16	Josh Kemp	DB	6-1	170	JR	Gainesville, TX / Gainesville HS
17	Antwoine Ware	WR	6-0	190	SR	San Antonio, TX / Wagner HS
18	D.J. Harris	LB	6-0	220	JR	Houston, TX / Langham Creek HS
19	Tristan McClary	WR	6-2	185	R-FR	Denton, TX / Ray Braswell HS
20	Greg Eggleston Jr.	DB	6-0	170	SO	San Antonio, TX / Smithson Valley HS
21	Z'Core Brooks	LB	6-5	245	SO	Dallas, TX / Wilson HS
22	DeAndre Clifton	DL	6-3	245	JR	Laurel, MD / Monmouth
23	Audley Isaacs Jr.	LB	6-1	225	R-SR	Philadelphia, PA / Temple
24	Keldric Williams	DB	6-2	240	R-JR	Mansfield, TX / Timberview HS
25	Tayvis Coleman	DB	5-11	180	JR	Teague, TX / Teague HS
26	Les Odimara	DB	6-1	170	R-FR	Arlington, TX / Arlington HS
27	Blake Smith	DB	5-11	175	R-FR	Pearland, TX / Dawson HS
28	Zach Strong	LB	6-5	215	SO	Brownwood, TX / Brownwood HS
29	Marsean Fisher	LB	6-0	185	SO	St. Louis, MO / Lafayette HS
30	Jaicorious Johnson	DL	6-2	260	SR	Opelika, AL / ASA College
31	Bryson Collins	LB	6-2	210	R-JR	San Diego, CA / Madison HS
32	Kristian Dalton	RB	6-0	200	R-FR	Galveston, TX / Ball HS
33	Darian Williams	LB	6-4	240	R-JR	San Diego, CA / Otay Ranch HS
36	Maleek Jones	DB	6-1	170	R-FR	Port Arthur, TX / Memorial HS
37	Kyle Taylor	LB	6-1	225	R-FR	The Colony, TX / The Colony HS
38	Cody Henderson	TE	6-0	230	JR	Weatherford, TX / Weatherford HS
39	Deangelo Rosemond	RB	5-8	175	R-FR	San Antonio, TX / East Central HS
40	Anthony Bonilla	TE	5-11	200	R-FR	Eastland, TX / Eastland HS
41	Kyle Weber	TE	6-0	275	SO	Splendora, TX / Splendora HS
42	Myles Aldridge	LB	6-2	225	R-FR	Bryant, AR / Bryant HS
43	Lee Alley	LB	6-5	240	JR	Plano, TX / Midwestern State
44	Todd Tillis	DL	6-3	240	SO	Red Oak, TX / Red Oak HS
45	Courtland Stephens	DB	6-0	185	R-FR	San Antonio, TX / MacArthur HS
46	Ryan Ward	TE	6-1	210	R-FR	Colleyville, TX / Heritage HS
47	Brody Davis	TE	6-2	230	R-FR	Opelika, AL / Opelika HS
48	Adrian Guzman	K	6-0	200	SO	Temple, TX / Temple HS
49	Jed Whitney	LS	6-3	200	R-FR	Valley Mills, TX / Crawford HS
50	Makody Robertson	DL	6-3	315	JR	Pflugerville, TX / Hendrickson HS
51	Dillon Brooks	OL	6-1	300	R-SO	Huntsville, TX / Louisiana-Monroe
52	Robert Rios	DL	6-4	315	R-FR	Killeen, TX / Shoemaker HS
53	Myles Ward	OL	6-1	275	R-FR	El Paso, TX / Chapin HS

ALPHABETICAL

No.	Name	Pos.
81	Abel, Tate	WR
42	Aldridge, Myles	LB
11	Allen, Beau	QB
43	Alley, Lee	LB
SQ	Baker, O'tay	LB
5	Banks, Donovan	DB
84	Beermelmans, Anton	WR
86	Birdwell, Wyatt	K
SQ	Blair, Zach	WR
40	Bonilla, Anthony	TE
SQ	Brekke, Avery	DL
8	Bridges, Braelon	RB
51	Brooks, Dillon	OL
SQ	Brooks, Dionte	DL
21	Brooks, Z'Core	LB
6	Broussard, Bryon	DB
82	Brown II, Fred	WR
0	Buchanan, Marshawn	RB
4	Carr, Jalen	DB
87	Chisolm, Evan	WR
9	Clark, Markel	LB
85	Clemons II, Randy	TE
22	Clifton, DeAndre	DL
25	Coleman, Tayvis	DB
31	Collins, Bryson	LB
6	Cooper, Darius	WR
SQ	Cutler, Cayden	DB
32	Dalton, Kristian	RB
47	Davis, Brody	TE
SQ	Davis, Calob	DL
71	Dearth, Kendall	OL
2	Douglas, Gabe	WR
1	Douglas, Ontario "Mookie"	RB
90	Duran, Javier	DL
20	Eggleston Jr., Greg	DB
54	Ernst, Layton	OL
SQ	Fisher, Jaden	DB
29	Fisher, Marsean	LB
SQ	Ford, Cydd	QB
77	Gallagher, Jack	OL
91	Garcia, Isaac	LS
73	Garza, Rowdy	OL
48	Guzman, Adrian	K
18	Harris, D.J.	LB
59	Hatch, Kurt	OL
74	Haynes, Blake	OL
64	Haywood, Chris	DL
38	Henderson, Cody	TE
8	Hoover, Blaine	DL
0	Hopkins, Zech	LB
55	Ijiyera, Segun	DL
2	Irons, Michael	DB
23	Isaacs Jr., Audley	LB
7	Jackson, Jaylen	DB

QUICK FACTS

ALPHABETICAL

No.	Name	Pos.
30	Johnson, Jaicorious	DL
5	Johnson, Keylan	WR
36	Jones, Maleek	DB
1	Jones, Patrick	LB
9	Kelley III, Derrel	RB
16	Kemp, Josh	DB
3	Lawoye, Eman	DB
95	Linnear, Jon-Thomas	DL
79	Machuca, Brandon	OL
19	McClary, Tristan	WR
SQ	McDavid, Ryan	DB
88	McFarland, Shawn	TE
13	Miller, Dejuan	WR
SQ	Mullen, Charlie	K
26	Odimara, Les	DB
61	Oldham, Brandon	LS
65	Pete, Malik	OL
62	Phelps, Jeremy	OL
SQ	Poston, Corbin	K
SQ	Richard, Garrett	LB
52	Rios, Robert	DL
50	Robertson, Makody	DL
39	Rosemond, Deangelo	RB
78	Sandoval III, Raul	OL
12	Siderman, Marco	QB
89	Siderman, Mateo	WR
27	Smith, Blake	DB
70	Smith, Garrett	OL
60	Smith, Hunter	OL
7	Smith, Jaden	WR
45	Stephens, Courtland	DB
56	Sterling, Devin	LB
28	Strong, Zach	LB
37	Taylor, Kyle	LB
57	Terry, Seth	LB
44	Tillis, Todd	DL
SQ	Tolvert, Brandon	DL
SQ	Ugoh, Chika	LB
58	Umanmielen, Prince	DL
80	Vaden, Cooper	TE
72	Vaughn, Rawley	DL
83	Walrath, Jake	P
53	Ward, Myles	OL
46	Ward, Ryan	TE
17	Ware, Antwoine	WR
10	Washington, Qua'Shawn	LB
41	Weber, Kyle	TE
75	Whitehead, Austin	OL
49	Whitney, Jed	LS
33	Williams, Darian	LB
24	Williams, Keldric	DL
98	Winn, Jamell	DL
SQ	Woerner, Reese	RB
4	Yuen, Alaka'i	QB

NUMERICAL ROSTER

No.	Name	Pos.	Ht.	Wt.	Yr.	Hometown / Previous School
54	Layton Ernst	OL	6-2	290	SO	Mansfield, TX / Oklahoma State
55	Segun Ijiyera	DL	6-3	285	SR	Corinth, TX / Houston Baptist
56	Devin Sterling	LB	6-2	235	SO	Sunnyvale, TX / Sunnyvale HS
57	Seth Terry	LB	6-3	215	R-FR	Fort Worth, TX / Liberty Christian HS
58	Prince Umanmielen	DL	6-7	270	JR	Manor, TX / Manor HS
59	Kurt Hatch	OL	6-3	275	R-FR	Weatherford, TX / Weatherford HS
60	Hunter Smith	OL	6-5	300	R-FR	Rockwall, TX / Heath HS
61	Brandon Oldham	LS	6-1	225	SO	Arlington, TX / North Texas
62	Jeremy Phelps	OL	6-3	275	SO	Trophy Club, TX / Byron Nelson HS
64	Chris Haywood	DL	6-3	270	R-FR	Foreman, AR / Foreman HS
65	Malik Pete	OL	6-6	320	SO	Oklahoma City, OK / Southwestern Oklahoma State
70	Garrett Smith	OL	6-4	265	R-FR	N. Richland Hills, TX / Drake
71	Kendall Dearth	OL	6-4	320	SR	Atascocita, TX / Atascocita HS
72	Rawley Vaughn	DL	6-5	275	JR	Weslaco, TX / Weslaco HS
73	Rowdy Garza	OL	6-4	300	JR	Abilene, TX / Cisco College
74	Blake Haynes	OL	6-6	305	JR	Maypearl, TX / Maypearl HS
75	Austin Whitehead	OL	6-6	315	SR	Enid, OK / Enid HS
77	Jack Gallagher	OL	6-6	250	R-FR	Fredericksburg, TX / Fredericksburg HS
78	Raul Sandoval III	OL	6-0	295	SR	Granbury, TX / Cisco College
79	Brandon Machuca	OL	6-3	300	SO	Corinth, TX / Lake Dallas HS
80	Cooper Vaden	TE	6-2	240	FR	Fort Worth, TX / Boswell HS
81	Tate Abel	WR	6-1	195	R-FR	Crawford, TX / Crawford HS
82	Fred Brown II	WR	5-9	175	SO	Mesquite, TX / Minnesota Technical and Community College
83	Jake Walrath	P	6-4	200	JR	Salado, TX / Salado HS
84	Anton Beemelmans	WR	6-1	185	FR	Kingston, PA / Wyoming Seminary
85	Randy Clemons II	TE	6-4	255	JR	Quartz Hill, CA / Quartz Hill HS
86	Wyatt Birdwell	K	6-2	185	R-FR	Millsap, TX / Millsap HS
87	Evan Chisolm	WR	6-3	190	R-FR	El Paso, TX / Americas HS
88	Shawn McFarland	TE	6-3	253	SR	Selden, NY / Norfolk State
89	Mateo Siderman	WR	6-1	180	FR	Westlake Village, CA / Westlake HS
90	Javier Duran	DL	6-4	280	JR	Jackson, N.J. / Liberty HS
91	Isaac Garcia	LS	6-2	220	SO	Fort Worth, TX / Texas Southern
95	Jon-Thomas Linnear	DL	6-3	280	FR	Fort Worth, TX / Keller HS
98	Jamell Winn	DL	6-5	370	SR	Brooklyn, NY / ASA College

PRACTICE SQUAD

No.	Name	Pos.	Ht.	Wt.	Yr.	Hometown / Previous School
SQ	O'tay Baker	LB	6-4	222	JR	Mesquite, TX / Hawaii
SQ	Zach Blair	WR	6-3	200	SO	Desoto, TX / Abilene Christian
SQ	Avery Brekke	DL	6-6	235	FR	Abilene, TX / Wylie HS
SQ	Dionte Brooks	DL	6-2	265	SR	Mansfield, TX / East Texas Baptist
SQ	Cayden Cutler	DB	5-11	190	FR	Mansfield, TX / Mansfield HS
SQ	Calob Davis	DL	6-3	240	R-FR	Crandall, TX / Crandall HS
SQ	Jaden Fisher	DB	6-0	184	FR	Fort Worth, TX / Chisholm Trail HS
SQ	Cydd Ford	QB	6-1	160	FR	Arlington, TX / James Martin HS
SQ	Ryan McDavid	DB	6-0	195	R-FR	Flower Mound, TX / Ouachita Baptist
SQ	Charlie Mullen	K	6-4	220	FR	Houston, TX / Lamar HS
SQ	Corbin Poston	K	6-0	185	FR	Stephenville, TX / Stephenville HS
SQ	Garrett Richard	LB	5-10	225	FR	Beaumont, TX / West Brook HS
SQ	Brandon Tolvert	DL	6-1	295	SO	Columbus, GA / Newman HS
SQ	Chika Ugoh	LB	6-3	230	FR	Frisco, TX / Liberty HS
SQ	Reese Woerner	RB	5-8	190	FR	Eau Claire, WI / Memorial HS



**THIS IS
TEXAN FOOTBALL**





**WINNING
TRADITION**



FIVE-TIME LONE STAR CONFERENCE



CHAMPIONS

Since the early 1900s, Tarleton Football has been a part of life in Stephenville, Texas. Over that span, the Texan faithful have come to know that winning is not just a phenomenon - it's expected.

With now 500 victories as a collegiate football program, which includes over 300 as a senior college, the Texans are playing at one of the highest levels of competition, the NCAA Division I Championship Series (FCS).

The Texans have made their way from the junior college ranks (1915-60) into the senior college era NAIA (1961-93), NCAA Division II (1994-2019), and now NCAA Division I (2020-present). In their time with the Lone Star Conference in Division II, Tarleton rose to the top of the league and won five conference championships, including back-to-back outright titles following undefeated regular seasons in its final two years.

"Our plan is to be competitive and have the scholarships that are necessary to make our teams competitive at the next level. Texas is known for football. With all the FBS and FCS programs in the state and surrounding states, we feel like this will definitely give us our opportunities to build a football schedule that our fans will be excited about to see our football team play these opponents in the future," said VP for Athletics Lonn Reisman





COLOR SONG

Oh! Our hearts with joy are thrilling
when the Tarleton Colors wave,
And our Spirits rise with rapture
when the Tarleton sons are brave;
Fight for Victory, Fight for Honor,
And success will crown the fight;
ALL HAIL the proud defenders of the
Purple and the White!





HOME FIELD ADVANTAGE



THE LONN REISMAN ATHLETIC CENTER AT MEMORIAL STADIUM

For more than six decades the Tarleton Texans have played on the gridiron at Memorial Stadium.

In 2017, the Texas A&M University System Board of Regents authorized \$24 million to begin planning, designing and financing the project. In 2019, Tarleton debuted its beautiful new facility in front of 8,361 fans that saw the Texans blast Doane College 56-3. At Tarleton's homecoming game in 2021, the Texans hosted a new record 16,216 fans in their 17-14 win over Midwestern State.

Tarleton State University named Memorial Stadium's west side expansion for Athletic Director Lonon Reisman as a result of a \$2.4 million gift from longtime Texas businessman Mike A. Myers. The naming was approved by The Texas A&M University System Board of Regents, designating the stadium's west side the Lonon Reisman Athletic Center.

"Today we fall in love with Memorial Stadium all over again," said Texas A&M University System Chancellor John Sharp. "This is as good as it gets. It's well done. It's classy. It fits who Tarleton is as a university and as founding member of the A&M System."

"The renovation and expansion of Memorial Stadium reflects Tarleton's rich past and makes a powerful statement about its future," said state Rep. J.D. Sheffield (District 59). "More than a better place to play football or run track, it is a testament to the university's ongoing commitment to provide the best possible student experience inside and outside the classroom."



Tarleton ranked

#1

IN ATTENDANCE IN THE WAC



set a new team record with

16,216

FANS AT THE HOMECOMING GAME IN '21



QUICK FACTS ABOUT MEMORIAL STADIUM

- \$26 MILLION TOTAL COST
- NEW NORTH END ZONE SEATING FOR 2022 SEASON
- NEW RECORD 24,000 TOTAL SEATING CAPACITY
- 42,000 FEET OF DATA LINES
- 66' 1" X 22' 1" VIDEO BOARD
- \$1.2 MILLION COST FOR VIDEO BOARD
- 910 TONS OF STRUCTURAL STEEL
- \$500,000 TRACK SURFACE
- NEW MUSCO LIGHTING SYSTEM WITH CAPABILITY TO HOST NATIONAL TV GAMES

over

63,000

TOTAL FANS AT HOME GAMES IN 2021





HOME FIELD ADVANTAGE



FIELD HOUSE AND LOCKER ROOM

OUR HOME

In 2021, Tarleton opened its brand-new multi-million-dollar field house and locker room. The new facility expanded out to 16,000 total square feet of space, highlighted by a unified locker room with 100 brand-new lockers. The locker room area is fully equipped with a Bluetooth sound system, four gaming stations and a player lounge.

In addition to the locker room, the new fieldhouse expanded its training room out to 1,500 square feet with a hydro room and a 1,200 square-foot equipment space. The space also includes the coaches offices, a new coaches locker room and a 400 square-foot coaches conference room.

"We're building the facilities that we need to build for this program to win national championships," said President Dr. James Hurley. **"We're going to win conference championships and we're going to win national championships. To do that, you have to look good, you have to feel good, and you have to play good. It's pretty special to see what we've been able to add in a short amount of time and it starts with the work you guys have put in to make this possible."**

"I've been a part of a lot of great memories at Tarleton State University and today is right up there with some of the very best," said Head Coach Todd Whitten. **"I'm so thankful to Dr. Hurley for his leadership in seeing this project through, as well as (Vice President for Athletics) Lonn Reisman and everyone who was involved in making this facility one of the first-class locker rooms in the entire country at the FCS level."**





WE ARE TARLETON



FIELD HOUSE AND LOCKER ROOM



2022 TARLETON TEXAN FOOTBALL



**LEADER IN
NIL**



THE BEST IN THE GAME

INFLCR VERIFIED

In 2021, Tarleton State University took the next step of empowering its student-athletes' aspirations of growing their personal brands by agreeing to a three-year partnership with INFLCR, the nation's leader in content and compliance software.

INFLCR provides college athletic departments with the content delivery and compliance platform to assist NCAA athletics programs in the management and monitoring of student-athlete Name, Image, and Likeness activities. INFLCR's Verified suite of products ensures student-athletes are provided the tools, content, financial literacy, and more to participate in opportunities from NIL legislation. Powered by flagship new products like the Compliance Exchange administrator dashboard and Storyteller Playbook video library, INFLCR Verified enhances the student-athlete experience by offering a comprehensive solution for responsible brand-building on social media, as well as a fully compliant path to external commercial activity from NIL.

Athletic programs are adopting this approach to educate and prepare staff and student-athletes for new opportunities and complexities from existing NIL legislation, aiming to ultimately provide best-case scenarios for student-athletes who are looking to participate in monetization activities from their NIL. Those athletes and brand ambassadors are able to access their content galleries through the INFLCR mobile app and can then share the content to their personal social media accounts.

"We are entering a new era of collegiate athletics and it's one we're excited about taking the 'Next Step,'" said Vice President of Athletics Lonn Reisman. "There are so many great opportunities out there for our student-athletes to find success with their name, image and likeness, and our partnership with INFLCR (pronounced Influencer) will provide them the best avenue to capitalize."

"From streamlining content delivery to providing educational resources in our Storyteller Playbook and access to various digital marketplaces in the INFLCR Exchange, we are excited to partner department-wide with Tarleton State University and put the INFLCR mobile app and Verified product features into the hands of every Texan student-athlete," said Jim Cavale, the founder and CEO of INFLCR. "Our best-in-class technology solution will empower all Texan athletes to capitalize on NIL opportunities while Tarleton staff can be ensured transactions will automatically report to be reviewed for compliance in accordance with department regulations."



NEXT STEP

POWERED BY **INFLCR** ✓





**TEXAN
ALLEY**



A TRULY UNIQUE PRE-GAME

ATMOSPHERE

Tarleton invites and welcomes current students, alumni, fans and guests to enjoy tailgating during the six scheduled home games as part of the Texans' football season.

Texan Alley is on the west side of Memorial Stadium, with tailgating permitted in Lot P20 North, the parking area adjacent to Harbin Drive and the Tarleton intramural complex. Tailgating is permissible only in the designated Texan Alley area, which will be fenced off on game days and include entry points.

New to the Texan Alley tailgating policy is an age verification process. As in the past, guests must be 21 or older to consume alcohol. City Limits staff will provide age-verified wrist bands to those 21 and older as they enter Texan Alley. Entrants must present a valid driver's license to receive a wrist band. A wrist band is required to consume alcoholic beverages within the tailgating area. The possession or use of alcoholic beverages must be in compliance with all local, state and federal laws as well as Tarleton and The Texas A&M University System policies.

Setup may begin at 8 a.m. on game day, with all Texan Alley events officially starting three hours prior to the kickoff of each home game.

GREAT FOOD



LIVE MUSIC



TEXAN NATION





**TEXAN
IRON**



NATIONAL LEADER IN ATHLETIC

PERFORMANCE

Tarleton's Texan Iron Weight Room underwent renovation to maximize its current space inside Wisdom Gym.

The renovation provides 16 Power Lift Racks with in-laid platforms on the floor of the facility that features the Perform-X Band System for band-resisted jump and quickness training, as well as added variable resistance to conventional weight training exercises. Each of the new racks are fully loaded with a complete maple wood center in-laid platforms with the band system, Uesaka Bumper Plates, and Iron Grip Plates, a step-up/squat box, land-mine rotational device, medicine ball, and Dyna-Disc for ankle strengthening.

The facility was also fitted with Regupol rubber flooring throughout the room, with the Tarleton "T" logo at each entrance, as well as dense "crash pads" at each platform, and two in-laid quick foot ladders.

Rod Cole, who is in his 32nd year as a collegiate strength and conditioning coach, is in his 14th season with Tarleton Athletics. Visit tarletonsports.com/texaniron for a video tour of the facility.

"We needed to create a facility that maximizes every square foot of our space and this new renovation gives us an edge in the training of our student-athletes," said Assistant Athletic Director for Athletic Performance Rod Cole. "Any recruit that comes to our facility or sees it online will definitely see that we have a great setup featuring some aspects, such as the Perform-X Band System, that you don't see in very many places.

"The new layout of our facility will allow us to train more student-athletes in a more efficient manner with an entire weight-room session taking place at one rack," he continued. "No longer will we have to rotate around the room to complete a workout. It is a blessing that Tarleton State University's administration values college athletics enough to provide the best for our young people in terms of a fine facility, such as this, in which they can train."





**IN THE
PROS**



HIGHEST NFL DRAFT PICK IN PROGRAM HISTORY

E.J. SPEED

2019 DRAFT • 5TH RD • 164TH OVERALL • INDIANAPOLIS COLTS





JAMES DEARTH (left) became the first Tarleton player to be drafted in the modern-day NFL Draft, going in the sixth-round to the Cleveland Browns in 1999.

Dearth spent the 2000 season on the practice squad for the Tennessee Titans before signing a free agent contract with the New York Jets in 2001.

Dearth played in 144 consecutive games as the starting deep snapper for the Jets from 2001-09. He retired from the NFL in 2011.

He was inducted into the Tarleton Athletics Hall of Fame in 2012.

DEARTH AT TARLETON

- 1996** 3 catches, 36 yards
- 1997** 43 catches, 528 yards, 6 TD
- 1998** 31 catches, 428 yards, 3 TD

DERRICK ROSS (right) played for the Kansas City Chiefs after starting in the preseason in 2006. The following summer, Ross was named the NFL Europe Most Valuable Player. He has since gone on to have one of the most illustrious Arena Football League careers, where he became the AFL's all-time leading rushers and played for three straight AFL Championships.





ROSS AT TARLETON

- 2004** 254 rushes, 1,560 yards, 22 TD
- 2005** 236 rushes, 1,512 yards, 13 TD

OTHER
TEXAN
PROS

- CAMP WILSON (1946-49, DET) • WALTER BRYAN (1955, BAL) • MARV BROWN (1957, DET) • RANDY WINKLER (1967-71, ARZ/GB) • TALLY NEAL (1984-85, USFL) • RICHARD BARTEL (2007-11, DAL/CLE/WSH/ARZ)
- TYWAIN MYLES (2008-09, ATL/JAX) • GARRETT LINDHOLM (2010-12, STL/IND) • NICK STEPHENS (2012-13, TEN/DAL/BAL) • SAALIM HAKIM (2011-16, DAL/NO/NYJ/KC/CLE) • RUFUS JOHNSON (2013-16, NO/NE/WSH)
- DASHAUN PHILLIPS (2014-18, DAL/NYJ/WSH/PIT) • XAVIER TURNER (2019, ARZ/SEA) • ZIMARI MANNING (2020, DEN) • DOMINIQUE MARTIN (2021, GB) • BENJIE FRANKLIN (2022, JAX) • DEVIN HAFFORD (2022, NE)






HALL OF FAME



TARLETON ATHLETICS

HALL OF FAME






The football program is well represented in Tarleton's Athletics Hall of Fame. The Hall of Fame, which debuted in 1980, currently consists of 173 former Tarleton athletic greats, including 72 former football players, two legendary football coaches and three full Texan football teams. Here's a listing (with the years they played or coached at Tarleton and sorted by years inducted) of the inductees with ties to the football program:

T-Bone Winters	1913-15	1980	Zelna Compton	1919-23	1983	Eric Lugo	1987-90	2004
Roy Hudspeth	1917-22	1980	Ernie Pannell	1935-36	1983	Dan Smalley	1975-78	2005
Al Jennings	1922-26	1980	James Coble	1949-50	1983	Carl Pleasant	1974-78	2006
Duck Marr	1925-26	1980	Theon Thetford	1955-56	1983	Dennis Estelle	1983-84	2006
Jess Davis	1925-29	1980	Tally Neal	1975-78	1983	Robert Ivey	1986-88	2007
Jude Smith	1934-37	1980	Bobby Cavazos	1949-50	1984	Rodney Webb	1986-89	2007
Pence Dacus	1949-50	1980	Clyde Noonkester	1956-58	1984	Kevin Vickers	1995-97	2008
Jack Jones	1949-50	1980	Rob Barnett	1958-59	1984	Chad Cole	1995-98	2011
Webb Bishop	1953-55	1980	Walter Moegelin	1964-67	1985	Craig Hancock	1984-86	2011
Jerry Flemmons	1954-56	1980	Charles High	1975-78	1985	Mike A. Myers	1956-58	2012
Leon Blakeney	1955-56	1980	Charles Grooms	1975-78	1985	Mike Myers	1984-88	2012
John Riggs	1960-63	1980	Ricky Bush	1979-82	1986	James Dearth	1995-98	2012
Pat Ballow	1963-66	1980	Gene Ward	1953-55	1987	Krayles Banks	1975-78	2013
Richard Dale Smith	1965-68	1980	Taylor Virdell	1974-77	1987	J.W. Boren	1999-02	2013
J.D. McMahon	1966-68	1980	Tommy Tinkler	1936-38	1990	Eddie Washington	1990-91	2014
Bunt Adams	1917-21	1981	Wayne Schumacher	1975-78	1990	1977 Texan Football Team	1977	2015
W.J. Wisdom (Coach)	1920-35	1981	Carleton "Gene" Hardin	1950-51	1993	1978 Texan Football Team	1978	2015
Max Menzies	1923-26	1981	Johnny Gann	1974-77	1994	Olan Coleman	2002-03	2016
Hugh Wolfe	1931-33	1981	Joe Worsham	1967-70	1996	John Erickson	1959-60	2016
Clifford Funderburk	1935-36	1981	Billy Joe Easter	1975-78	1997	Trampas Wilson	1992-95	2016
Lloyd Corder	1949-50	1981	Steve Fieszel	1975-78	1997	Ryan Seward	1998-01	2017
Randy Winkler	1962-66	1981	Terry Gambill	1980-83	1998	Bobby Walls	1956-57	2017
Monty Montgomery	1917-21	1982	Gaylon Bowser	1984-87	1999	Steve Kelly	1999-01	2018
Henry Todd	1933-35	1982	Joe Gillespie (Coach)	1973-82	2000	Derrick Ross	2004-05	2021
Ed Pettitt	1964-65	1982	Danny David	1986-87	2001	1986 Texan Football Team	1986	2022
Harlan Wunsch	1965-69	1982	Mike Baskin	1983-86	2002			





**NATIONAL
SPOTLIGHT**



TARLETON IN THE

NATIONAL POLL





STATS PERFORM FCS (FCS) MEDIA POLL HISTORY

WEEKS IN Top 25: 1 Top-10: 0 Top-5: 0 No. 1: 0
CONSECUTIVE Weeks Ranked: 1 Top-10: 0 Top-5: 0 No. 1: 0
FULL SEASONS in Top 25: 0 Top-10: 0 Top 5: 0 Current Streak: N/A
HIGHEST Ranking: 22 Date: Feb. 22, 2021 Highest Final Ranking: N/A Year: N/A

	PRE	F15	F22	M1	M8	M15	M22	M29	A5	A12	A19	A26	M3	M10	FINAL
2020*	--	--	21	--	--	--	--	--	--	--	--	--	--	--	--

AMERICAN FOOTBALL COACHES ASSOCIATION (FCS) POLL HISTORY

WEEKS IN Top 25: 2 Top-10: 0 Top-5: 0 No. 1: 0
CONSECUTIVE Weeks Ranked: 2 Top-10: 0 Top-5: 0 No. 1: 0
FULL SEASONS in Top 25: 0 Top-10: 0 Top 5: 0 Current Streak: N/A
HIGHEST Ranking: 21 Date: March 30, 2021 Highest Final Ranking: N/A Year: N/A

	PRE	F16	F23	M2	M9	M16	M23	M30	A6	A13	A20	A27	M4	M11	FINAL
2020*	--	--	--	--	--	--	24	21	--	--	--	--	--	--	--

* the 2020 season was delayed until Spring 2021 due to the COVID-19 pandemic





LIFE AFTER FOOTBALL



EARNING A DEGREE

AVAILABLE DEGREE OPPORTUNITIES

ASSOCIATE'S DEGREES

Histotechnology, A.A.S.
Medical Laboratory Technology, A.A.S.

BACHELOR'S DEGREES

Accounting, B.B.A.
Administrative Systems, B.B.A.
Agribusiness, B.S.
Agricultural Services and Development, B.S.
Animal Science, B.S.
Applied Science, B.S.
Art, B.F.A.
Biology, B.S.
Biomedical Science, B.S.
Business, B.A.A.S.
Chemistry, B.S.
Civil Engineering, B.S.
Communication Studies, B.A.
Communication Studies, B.S.
Computer Information Systems, B.B.A.
Computer Information Systems, B.S.
Computer Science, B.S.
Construction Science and Management, B.S.
Criminal Justice, B.S.
Criminal Justice Administration, B.A.A.S.
Digital Media Studies, B.S.
Economics, B.S.
Electrical Engineering, B.S.
Engineering Physics, B.S.
English, B.A.
Environmental Engineering, B.S.
Environmental Science, B.S.
Finance, B.B.A.
General Business, B.B.A.
General Studies, B.S.
Geoscience, B.S.
Health Professions Technology, B.A.T.
History, B.A.
Human Resources Management, B.B.A.
Industrial Technology, B.S.
Information Technology, B.A.A.S.
Interdisciplinary Studies, B.S.
International Business, B.B.A.
International Studies, B.A.
Kinesiology, B.S.
Management, B.B.A.
Manufacturing and Industrial Management, B.A.A.S.
Manufacturing Engineering Technology, B.S.
Marketing, B.B.A.
Mathematics, B.S.

Mechanical Engineering Technology, B.S.
Medical Laboratory Science, B.S.
Music, B.A.
Music, B.M.
Nursing, B.S.N.
Performance, B.M.
Physics, B.S.
Political Science, B.A.
Political Science, B.S.
Psychology, B.S.
Public Health, B.S.
Social Work, B.S.W.
Sociology, B.S.
Spanish, B.A.
Theatre, B.F.A.
Veterinary Technology, B.A.S.
Wildlife, Sustainability, and Ecosystem Sciences, B.S.

MASTER'S DEGREES

Accounting, M.Acc.
Agricultural and Consumer Resources, M.S.
Agricultural and Natural Resource Sciences, M.S.
Athletic Training, M.S.
Biology, M.S.
Business Administration, M.B.A.
Clinical Mental Health Counseling, M.S. PC
Communication Studies, M.A.
Counseling, M.Ed.
Criminal Justice, M.C.J.
Curriculum and Instruction, M.Ed. PC
Educational Administration, M.Ed.
English, M.A.
Environmental Science, M.S.
History, M.A.
Human Resources Management, M.S.
Information Systems, M.S.
Kinesiology, M.S.
Mathematics, M.S.
Medical Laboratory Science, M.S.
Music Education, M.M.
Nursing Administration, M.S.N.
Nursing Education, M.S.N.
Public Administration, M.P.A.
Quality and Engineering Management, M.S.
Social Work, M.S.W.

DOCTORAL DEGREES

Educational Leadership, Ed.D.





MEET THE TEXANS



MEET THE TEXANS



TATE ABEL

WIDE RECEIVER

R-FRESHMAN // 6-1 // 195 // RS

CRAWFORD, TEXAS
CRAWFORD HIGH SCHOOL

FRESHMAN (2021):
Made his Texan debut in Tarleton's season finale, vs. Central Arkansas on Nov. 20.

FRESHMAN (2020):
Member of the practice squad as a true freshman.

CRAWFORD HIGH SCHOOL:
Lettered three years and was a team captain for head coach Delbert Kelm ... Sports Writer's

Association All-State ... Over 2,000 all-purpose yards, 18 touchdowns and six interceptions as a senior ... Selected to FCA Victory Bowl ... Also lettered in basketball, baseball and track and field as a four-sport athlete ... A/B Honor Roll.

PERSONAL:
Is a 2020 graduate of Crawford HS ... Son of Alan and Casey ... Has three brothers – Eli, Maden and Kingston – and a two sisters, Ava and Tess ... Majoring in kinesiology ... Born Dec. 10.

ABEL'S CAREER STATISTICS

YEAR	G	NO	RUSHING					REC	YDS	RECEIVING			SCORING	
			TD	LG	AV/A	AV/G	TD			LG	RC/G	AV/G	PTS	
2021	1	0	0	0	0	0	0	0	0	0	0	0	0	0
TOTAL	1	0	0	0	0	0	0	0	0	0	0	0	0	0



MYLES ALDRIDGE

LINEBACKER

R-FRESHMAN // 6-2 // 225 // RS

BRYANT, ARKANSAS
BRYANT HIGH SCHOOL

FRESHMAN (2021):
Member of the practice squad as a true freshman.

BRYANT HIGH SCHOOL:
Helped lead the football program to back-to-back state championships ... Was First Team All-State and First Team All-Conference ... Had 120

tackles ... Clocked at a 4.47 40-yard dash.

PERSONAL:
Is a 2021 honors graduate of Bryant High School in Bryant, Arkansas ... Also played two years of varsity basketball ... Majoring in kinesiology ... Full name is Myles Christopher Aldridge ... Born Nov. 28.



BEAU ALLEN

QUARTERBACK

R-FRESHMAN // 6-2 // 215 // TR

LEXINGTON, KENTUCKY
LEXINGTON CATHOLIC HIGH SCHOOL // KENTUCKY

KENTUCKY:
Spent the last two seasons at Kentucky, playing in five games, completing 11-of-19 (.579) passes for 132 yards, plus a rushing touchdown ... In 2021, was No. 2 on the depth chart, playing in three games against Louisville, New Mexico State and Louisiana-Monroe ... Had his rushing touchdown against New Mexico State ... In 2020, played against Alabama and Vanderbilt ... Made his collegiate debut against Vanderbilt, completing 3-of-5 passes for 40 yards ... Chose Kentucky over offers from Georgia, Michigan, Michigan State, Cincinnati, Maryland, Washington State, West Virginia, Marshall and Duke, among others.

LEXINGTON CATHOLIC HIGH SCHOOL:
Four-star prospect by ESPN and Rivals ... Ranked as high as the No. 3 QB in Kentucky, and a top-15 QB across the nation overall ... Rated a

top-500 player in the class by 247Sports and the No. 19 pro-style quarterback ... Won the Paul Hornung Award his senior year, given to the top high school player in Kentucky ... Started all four years, compiling 11,439 passing yards and 127 touchdowns, top-five marks in the state all-time ... Three-time First Team All-State and three-time captain ... Also was a two-year basketball letter winner

PERSONAL:
Is a 2020 graduate of Lexington Catholic HS in Lexington, Kentucky ... Academic All-State in high school three times ... Member of the Beta Club in high school ... Son of Bill and Ingrid ... Full name is William Charles Allen ... Goes by his nickname, Beau ... Hometown is Lexington, Kentucky ... Born in Carmel, Indiana ... Majoring in Finance ... Born Jan. 23.



LEE ALLEY

LINEBACKER

JUNIOR // 6-5 // 240 // TR

PLANO, TEXAS
PLANO EAST SENIOR HIGH SCHOOL // MIDWESTERN ST

MIDWESTERN STATE:
Attended Midwestern State, did not appear in a game.

OKLAHOMA PANHANDLE STATE:
Played two games for Oklahoma Panhandle State in 2019, recording three total tackles.

PLANO EAST SENIOR HIGH SCHOOL:
Played two years of varsity football.

PERSONAL:
Is a 2018 graduate of Plano East Senior HS in Plano, Texas ... Full name is Lee Andre Alley ... Hometown is Plano, Texas ... Majoring in Criminal Justice ... Born Sept. 30.



O'TAY BAKER

LINEBACKER

JUNIOR // 6-4 // 222 // TR

MESQUITE, TEXAS
MESQUITE HIGH SCHOOL // HAWAII

HAWAII:
Played one season (2021) at Hawaii ... Played in all 13 games, starting five of the first seven on the defensive line ... Tallied 22 total tackles, including 2.5 sacks and 4.0 TFL ... Recorded a season-high five tackles at Oregon State ... Posted sacks in back-to-back games versus Portland State and Oregon State.

TYLER JUNIOR COLLEGE:
Played two years at Tyler JC (2019-21, no season in 2020 due to the COVID-19 pandemic) ... As a freshman, posted 32 tackles, 3.5 sacks, 8.5 TFL, two forced fumbles and a fumble recovery in eight games ... Was an All-Southwestern

Conference honorable mention ... Played five games in the spring of 2021, logging 21 tackles, three TFL, 1.5 sacks and a fumble recovery.

MESQUITE HIGH SCHOOL:
Two-time All-Conference at defensive end ... Lettered in both football and basketball.

PERSONAL:
Is a 2019 graduate of Mesquite HS in Mesquite, Texas ... Son of Jamoia Baker ... Has a sister, Tamiya ... Nickname is Tay ... Hometown is Mesquite, Texas ... Majoring in Kinesiology ... Born April 5.



DONOVAN BANKS

DEFENSIVE BACK

SENIOR // 5-11 // 180 // 2L

SWEENEY, TEXAS
SWEENEY HIGH SCHOOL // BLINN JC

JUNIOR (2021):
Played in all 11 games for the Texans ... Had the tied-third most total tackles on the team from the secondary with 50 (32 solo) ... Also had 1.5 tackles for loss and two pass breakups ... Posted a season-high seven tackles twice, vs. Southern Utah on Sept. 18 and at Eastern Kentucky on Oct. 2.

REDSHIRT JUNIOR (2020):
Had two interceptions in his second career Tarleton game at New Mexico State on Feb. 21, one short of tying the team record ... Led the team on the year with those two interceptions, adding 25 tackles (17 solo) and four pass breakups ... Had a season-high seven tackles against East Central in the season finale.

BLINN JUNIOR COLLEGE:
Went to Blinn as a wide receiver before transitioning to defense ... Played two seasons and 17 games ... Had three interceptions as a sophomore ... Caught eight passes and one touchdown as a freshman while leading his team to back-to-back bowl wins.

SWEENEY HIGH SCHOOL:
Lettered three years in football and was a team captain for head coach Randy Lynch ... Also competed in baseball, soccer and track ... Football's Offensive Player of the Year ... All-District First Team RB ... All-County ... Academic All-District.

PERSONAL:
Is a 2017 graduate Sweeney HS ... Son of Anthony and Onatha Perry ... Has a sister, Brianna ... Majoring in Kinesiology ... Born Dec. 17.


BANKS' CAREER STATISTICS

YEAR	G	UA	A	TOT	TFL	YDS	DEFENSE					SCORING	
							SK	YDS	INT	YDS	PD	FF	FR
2020	8	17	8	25	0	0	0	2	0	6	0	0	0
2021	11	32	18	50	0.5	2	0	0	0	2	0	0	0
TOTAL	19	49	26	75	0.5	2	0	2	0	8	0	0	0

BANKS' SINGLE-GAME CAREER HIGHS

Tackles 7, three times, last at Eastern Kentucky | Oct. 2, 2021
Interceptions 2 at New Mexico State | Feb. 21, 2021

MEET THE TEXANS



ANTON BEEMELMANNS
WIDE RECEIVER
 FRESHMAN // 6-1 // 185 // HS
 KINGSTON, PENNSYLVANIA
 WYOMING SEMINARY

WYOMING SEMINARY:

Played two years of varsity football, his first two in the United States coming from Germany ... Was First Team All-NEPSAC ... Scored three touchdowns in his first American game ... Team captain.

PERSONAL:

Is a 2022 graduate of Wyoming Seminary in Kingston, Pennsylvania ... Was a high honor roll student in high school ... Son of Ingo and Stefanie ... Has one sister, Flora ... Full name is Anton Mathis Beemelmanns ... Nickname is Ab ... Hometown is Cologne, Germany ... Majoring in Physics ... Born Jan. 20.



WYATT BIRDWELL
KICKER
 R-FRESHMAN // 6-2 // 185 // RS
 MILLSAP, TEXAS
 MILLSAP HIGH SCHOOL

FRESHMAN (2021):

Member of the practice squad as a true freshman.

runner-up.

MILLSAP HIGH SCHOOL:

Was the district's special teams MVP ... Played three years of varsity football ... Also played four years of varsity tennis, where he was a district

PERSONAL:

Is a 2021 graduate from Millsap High School in Millsap, Texas ... Son of Jay and Amy ... Has one brother, Morgan, and one sister, Nadia ... Full name is Wyatt Hayden Birdwell ... Majoring in kinesiology ... Born Aug. 24.



ZACH BLAIR
WIDE RECEIVER
 SOPHOMORE // 6-3 // 200 // TR
 DESOTO, TEXAS
 DESOTO HIGH SCHOOL // ABILENE CHRISTIAN

ABILENE CHRISTIAN:

Member of the Abilene Christian Wildcats in 2020 and at the start of 2021 ... Did not appear in a game.

DESOTO HIGH SCHOOL:

Played two years of varsity football at QB.

PERSONAL:

Is a 2020 graduate of Desoto HS in Desoto, Texas ... Son of Eric ... Has one brother, Eric Jr., who was part of two national championship winning teams at Mary-Hardin Baylor (2018, 2016) ... Full name is Zachary Blair ... Preferred first name is Zach ... Nickname is Bo ... Hometown is Desoto, Texas ... Majoring in Business Management ... Born Aug. 1.



ANTHONY BONILLA
TIGHT END
 R-FRESHMAN // 5-11 // 200 // RS
 EASTLAND, TEXAS
 EASTLAND HIGH SCHOOL

FRESHMAN (2021):

Academic All-WAC ... Played in two games, at Dixie State on Oct. 16 and vs. Midwestern State on Oct. 23.

FRESHMAN (2020):

Played in four games as a true freshman, making his debut against Mississippi College on March 6 ... Totaled two tackles (one solo)

EASTLAND HIGH SCHOOL:

Lettered three years and was a team captain for head coach James Morton ... All-State at two

different positions (WR/DB) ... Two-time All-State DB ... 2019 District MVP ... Big Country Preps first team ... Academic All-State ... Member of the National Honor Society and BETA Club ... Boasted 30 career touchdowns, 14 career interceptions and over 300 career tackles ... Also lettered in basketball and track as a three-sport athlete.

PERSONAL:

Is a 2020 graduate of Eastland HS ... Son of Rojelio and Taina ... Has a sister, Kristi ... Majoring in criminal justice ... Born April 2.

BONILLA'S CAREER STATISTICS

YEAR	RUSHING										RECEIVING					SCORING	
	G	NO	YDS	TD	LG	AV/A	AV/G	REC	YDS	TD	LG	RC/G	AV/C	AV/G	PTS		
2020	4	0	0	0	0	0.0	0.0	0	0	0	0	0.0	0.0	0	0		
2021	2	0	0	0	0	0.0	0.0	0	0	0	0	0.0	0.0	0	0		
TOTAL	6	0	0	0	0	0.0	0.0	0	0	0	0	0.0	0.0	0	0		

YEAR	DEFENSE										SCORING				
	G	UA	A	TOT	TFL	YDS	SK	YDS	INT	YDS	BU	FF	FR	BLK	PTS
2020	4	1	1	2	0	0	0	0	0	0	0	0	0	0	0
2021	2	0	0	0	0	0	0	0	0	0	0	0	0	0	0
TOTAL	6	1	1	2	0	0	0	0	0	0	0	0	0	0	0

BONILLA'S SINGLE GAME CAREER HIGHS

Tackles 1, two times



AVERY BREKKE
DEFENSIVE LINE
 FRESHMAN // 6-6 // 235 // HS
 ABILENE, TEXAS
 WYLIE HIGH SCHOOL

WYLIE HIGH SCHOOL:

Starting in basketball, decided to play football his senior year and excelled ... Played three years of varsity basketball, where he was the team captain for two years, plus was First Team All-Region twice and District 4-5A MVP ... Also participated in two years of varsity track.

PERSONAL:

Is a 2022 graduate of Wylie HS in Abilene, Texas ... Full name is Avery Wayne Brekke ... Son of Kelly and Ursula ... Has a sister, Ambria ... Hometown is Abilene, Texas ... Majoring in Business ... Born Aug. 9.



MEET THE TEXANS



BRAELON BRIDGES

RUNNING BACK

R-FRESHMAN // 5-10 // 180 // RS

**HOUSTON, TEXAS
KLEIN COLLINS HIGH SCHOOL**

FRESHMAN (2021):

Played in one game, rushing for 31 yards and a touchdown on seven carries vs. Lamar on Nov. 6 ... Also had two catches for 22 yards against the Cardinals.

FRESHMAN (2020):

Led the team in rushing in his collegiate debut with 112 yards on 15 carries (7.5 per) and two touchdowns against McNeese State on Feb. 13 ... Scored from 27 yards out and had a one-yard TD rush in his debut ... Played in three games as a freshman, recording 118 rushing yards on 16 carries (7.4 per), two touchdowns and a reception.

KLEIN COLLINS HIGH SCHOOL:

Lettered four years and was a team captain for head coach Adrian Mitchell ... Led his team to four straight district championships ... Rushed for over 2,000 yards and 24 touchdowns ... Bayou Bowl All-Star ... Graduated among top 20-percent ... Also lettered two years in track.

PERSONAL:

Is a 2020 graduate of Klein Collins HS ... Son of Rickey and Nikita ... Has four brothers; Kriegan, Nick, Cameron and Ethan ... Also has a sister, Mya ... Majoring in business ... Born Jan. 13.

BRIDGES' CAREER STATISTICS

YEAR	G	RUSHING						RECEIVING						SCORING	
		NO	YDS	TD	LG	AV/A	AV/G	REC	YDS	TD	LG	RC/G	AV/C	AV/G	PTS
2020	3	16	118	2	27	7.4	39.3	1	-3	0	0	0.3	-3.0	-1.0	12
2021	1	7	31	1	15	4.4	31.0	2	22	0	17	2.0	11.0	22.0	6
TOTAL	4	23	149	3	27	6.5	37.3	3	19	0	17	0.8	6.3	4.8	18

BRIDGES' SINGLE-GAME CAREER HIGHS

Rush Attempts	15 vs McNeese State Feb. 13, 2021
Rush Yards	112 vs McNeese State Feb. 13, 2021
Rush Touchdowns	2 vs McNeese State Feb. 13, 2021
Receptions	2 vs Lamar Nov. 6, 2021
Receiving Yards	22 vs Lamar Nov. 6, 2021



DILLON BROOKS

OFFENSIVE LINE

R-SOPHOMORE // 6-1 // 300 // RS

**HUNTSVILLE, TEXAS
HUNTSVILLE HIGH SCHOOL // LOUISIANA-MONROE**

SOPHOMORE (2021):

Played in the last three games on the offensive line for Tarleton, making his Texan debut vs. Lamar on Nov. 6 ... Part of an offensive line that allowed the tied-12th fewest total sacks in the FCS at 13 ... Part of an offensive line that allowed the tied-14th fewest sacks per game at 1.18, going for the 10th fewest amount of negative yardage at 77 ... In tackles for loss, the big men up front allowed the tied-14th fewest in the FCS at 49, the tied-18th fewest per game at 4.45.

LOUISIANA MONROE:

Played in three games in his first and only season.

TYLER JUNIOR COLLEGE:

Named All-Southwest Junior College Football Conference on the offensive line.

HUNTSVILLE HIGH SCHOOL:

Helped the Hornets to a combined 20-4 (.833) record, including back-to-back district championships, in 2017-18 ... Named to the Texas Associated Press Editors Class 5A All-State Second Team as a senior ... Unanimous All-District 10-5A Division II First Team selection in 2018 ... Earned All-District 10-5A Division II honorable mention as a junior ... His team's Offensive Lineman of the Year as a senior and junior.

PERSONAL:

Is a 2019 graduate of Huntsville High School in Huntsville, Texas ... Also competed in track and field ... Two-time Academic All-District 10-5A Division II ... Son of William and Tammy ... Has one brother, Cody ... Full name is Dillon Crim Brooks ... Nickname is Dillo ... Majoring in kinesiology ... Born June 28.



DIONTE BROOKS

DEFENSIVE LINE

SENIOR // 6-2 // 265 // TR

**MANSFIELD, TEXAS
MANSFIELD HIGH SCHOOL // EAST TEXAS BAPTIST**

EAST TEXAS BAPTIST:

Played for the East Texas Baptist Tigers from 2018-2021, appearing in 10 total games, four last year, six in 2019.

MANSFIELD HIGH SCHOOL:

Played one year of varsity football, helping his team win district.

PERSONAL:

Is a 2018 graduate of Mansfield HS in Mansfield, Texas ... Son of Shakeena Bryant and Charles Johnson ... Full name is Dionte Tyree Brooks ... Nickname is DBrooks ... Hometown is Mansfield, Texas ... Earning his MBA ... Born June 16.



Z'CORE BROOKS

LINEBACKER

SOPHOMORE // 6-5 // 245 // 1L

**DALLAS, TEXAS
WOODROW WILSON HIGH SCHOOL // MISSOURI**

REDSHIRT FRESHMAN (2021):

Played in nine games in his first year at Tarleton, recording 12 total tackles, a pass breakup and a quarterback hurry ... Posted a season-high three tackle night three times, including Tarleton's season opener on Sept. 4 at Stephen F. Austin.

MISSOURI:

Preserved a redshirt during his first year with the program, playing in Missouri's win over Southeast Missouri on Sept. 14.

WOODROW WILSON HIGH SCHOOL:

A three-star prospect by ESPN.com and

247Sports.com ... Rated as the No. 62 recruit from the Dallas area by the Dallas News ... First Team All-District 6-5A as a senior ... Totaled 41 tackles as a senior, including 6.0 sacks and 14.0 tackles for loss while forcing four fumbles ... Had 10.5 career sacks and 23.0 tackles for loss over 24 career games ... Also competed in track & field and played basketball.

PERSONAL:

Is a 2019 graduate of Woodrow Wilson High School in Dallas ... Son of Grady ... Has one sister, Zylee ... Nickname is Z ... Majoring in business.

BROOKS' CAREER STATISTICS

YEAR	G	DEFENSE										SCORING			
		UA	A	TOT	TFL	YDS	SK	YDS	INT	YDS	PD	FF	FR	BLK	PTS
2021	9	3	9	12	0	0	0	0	0	0	1	0	0	0	0
TOTAL	9	3	9	12	0	0	0	0	0	0	1	0	0	0	0

BROOKS' SINGLE-GAME CAREER HIGHS

Tackles	3 three times, last at Eastern Kentucky Oct. 2, 2021
---------	--



Z'CORE BROOKS

MEET THE TEXANS



BRYON BROUSSARD
DEFENSIVE BACK
 JUNIOR // 5-11 // 180 // 2L
 DICKINSON, TEXAS
 DICKINSON HIGH SCHOOL // ABILENE CHRISTIAN

SOPHOMORE (2021):

Phil Steele FCS All-WAC Third Team ... Played in nine games, serving as a defensive back and punt returner towards the end of the season ... Forced a fumble in the season opener at Stephen F. Austin on Sept. 4 ... Finished the year with eight total tackles, one FF and one pass breakup ... One of five Texans with a forced fumble on the season ... Led the team in punt return yards with 68, averaging 9.7 yards per return on seven attempts ... Had a 31-yard return vs. Lamar on Nov. 6, a season-long mark

SOPHOMORE (2020):

Had a career-high seven tackles in his Texan debut vs. McNeese State on Feb. 13 ... Had 16 tackles (12 solo), 2.0 tackles for loss (eight yards) and a pass breakup on the year ... Had a tackle for

loss in two of the last three games.

ABILENE CHRISTIAN:

Played in six games as a redshirt-freshman for the Wildcats in 2019 ... Made seven tackles, including five solo ... Had one pass breakup ... Had a season-high three tackles at North Texas on Aug. 31.

DICKINSON HIGH SCHOOL:

Lettered three years in football for head coach John Snelson ... All-State First Team ... All-County First Team ... All-District First Team.

PERSONAL:

Is a 2018 graduate of Dickinson HS ... Son of Bobby and Tashonda ... Has two sisters, Regan and Jordyn ... Majoring in kinesiology ... Born Sept. 30.

BROUSSARD'S CAREER STATISTICS

YEAR	G	DEFENSE										SCORING			
		UA	A	TOT	TFL	YDS	SK	YDS	INT	YDS	PD	FF	FR	BLK	PTS
2020	7	12	4	16	2	8	0	0	0	0	1	0	0	0	0
2021	8	2	6	8	0	0	0	0	0	1	1	0	0	0	0
TOTAL	15	14	10	24	2.0	8	0	0	0	2	1	0	0	0	

YEAR	G	KICK RETURNS					PUNT RETURNS				ALL-PURPOSE				
		KR	YDS	TD	LG	AV/R	AV/G	PR	YDS	TD	LG	AV/R	AV/G	TOT	AV/G
2020	7	0	0	0	0	0.0	0.0	0	0	0	0.0	0.0	0	0.0	
2021	8	0	0	0	0	0.0	0.0	7	68	0	31	9.7	8.5	68	8.5
TOTAL	15	0	0	0	0	0.0	0.0	7	68	0	31	9.7	4.5	68	8.5

BROUSSARD'S SINGLE-GAME CAREER HIGHS

Tackles 7 vs McNeese State | Feb. 13, 2021
 Pass Return Yards 34 vs Central Arkansas | Nov. 20, 2021



FRED BROWN II
WIDE RECEIVER
 SOPHOMORE // 5-9 // 175 // TR
 MESQUITE, TEXAS
 DALLAS CHRISTIAN SCHOOL // MINNESOTA TECH & CC

MINNESOTA TECHNICAL AND COMMUNITY COLLEGE:

Played one season (2021), helping his team win the state championship ... Had 40 receptions for 581 yards and six touchdowns ... Had a season-high 142 receiving yards at Rochester Community and Technical College on Oct. 2 ... Had two touchdowns at Central Lakes College-Brainerd on Sept. 4 ... Had 5+ receptions in six games.

DALLAS CHRISTIAN SCHOOL:

Was Second Team All-State WR ... Had the second most receiving yards on his team ...

Basketball was his main sport, started football his junior year ... Also participated in two years of varsity track.

PERSONAL:

Is a 2019 graduate of Dallas Christian School in Mesquite, Texas ... Son of Frederick and Tijuana ... Has one brother, Demario ... Full name is Frederick Renard Brown II ... Goes by Fred ... Nickname is Freddy B ... Hometown is Mansfield, Texas ... Majoring in Business Information Systems ... Born July 15.



MARSHAWN BUCHANAN
RUNNING BACK
 R-FRESHMAN // 5-11 // 180 // TR
 VICTORVILLE, CALIFORNIA
 ADELANTO HIGH SCHOOL // WASHINGTON STATE

WASHINGTON STATE:

Was listed at wide receiver for the Cougars ... Did not appear in a game ... Chose Washington State over interest from USC, Arizona, BYU, Oregon State, Boise State, UNLV, Nevada, Utah State, San Jose State, Florida Atlantic, and Northern Arizona.

ADELANTO HIGH SCHOOL:

Was a three-star prospect at running back by ESPN, 247Sports.com and Rivals.com ... Rushed for 3,258 yards and 38 touchdowns across his prep career ... Rated No. 63 athlete prospect in the country and No. 68 prospect in California by ESPN ... Was a four-year letterwinner ... His senior year, helped AHS to a 10-3 record and CIF-Southern Section Semifinal, named All-Desert Sky League

First Team after rushing for 779 yards and 15 touchdowns in 10 games ... His junior year, helped AHS to a CIF-Southern Section Division 13 Title, was named to Cal-Hi Sports Small Schools All-State First Team and All-Desert Sky League First Team after rushing for 2,137 yards and 18 touchdowns, earning 11.8 yards per carry with 11 100-yard games.

PERSONAL:

Is a 2019 graduate of Adelanto High School in Adelanto, California ... Son of Raymond and Candy, Has a sister, Laliana, and two brothers, JaDarius and JaKobe ... Hometown is Victorville, California ... Born in Palm Springs, California ... Born Feb. 18.



JALEN CARR
DEFENSIVE BACK
 JUNIOR // 5-9 // 180 // TR
 LONGVIEW, TEXAS
 LONGVIEW HIGH SCHOOL // SW OKLAHOMA STATE

SOPHOMORE (2021):

Played in four games in his first year at Tarleton, including the last two of the season ... Earned his first interception at Abilene Christian on Nov. 12, adding season-highs in tackles (six) and tackles for loss (1.5) ... One of five players with an interception on the year ... Had 11 total tackles (seven solo), 2.0 TFL.

SOUTHWESTERN OKLAHOMA STATE:

Had 11 interceptions in two years ... Was Second Team All-Great American Conference in 2019 ... Led the league with seven interceptions (with a touchdown) while ranking second with 16 passes defended as a sophomore ... Ranked second on the team with 49 tackles (34 solo) with a fumble recovery in 2019 ... Started nine games while appearing in all 11 during his true freshman season ... Tied for the Great American Conference

lead with four interceptions while ranking third in the league with 15 passes defended ... Totaled 40 tackles (34 solo) along with 2.5 tackles for loss ... Scored two defensive touchdowns – a 92-yard pick-six at East Central (Sept. 29) followed by a 46-yard fumble return off of a missed field goal against Southeastern Oklahoma State (Oct. 6).

LONGVIEW HIGH SCHOOL:

Was First Team All-District as a senior ... Was the 2018 Defensive Most Valuable Player ... Had 70 tackles and 11 interceptions his senior year.

PERSONAL:

Is a 2018 graduate of Longview High School in Longview, Texas ... Son of Clarence Carr and Amanda Bailey ... Has one brother, Kaden ... Full name is Jalen Marque Carr ... Nickname is JC ... Majoring in kinesiology ... Born Aug. 1.

CARR'S CAREER STATISTICS

YEAR	G	DEFENSE										SCORING			
		UA	A	TOT	TFL	YDS	SK	YDS	INT	YDS	PD	FF	FR	BLK	PTS
2021	4	7	4	11	2	3	0	0	1	17	1	0	0	0	0
TOTAL	4	7	4	11	2	3	0	0	1	17	1	0	0	0	

CARR'S SINGLE-GAME CAREER HIGHS

Tackles 6 at Abilene Christian | Nov. 13, 2021
 Interceptions 1 at Abilene Christian | Nov. 13, 2021



EVAN CHISOLM
WIDE RECEIVER
 R-FRESHMAN // 6-3 // 190 // RS
 EL PASO, TEXAS
 AMERICAS HIGH SCHOOL

FRESHMAN (2021):

Member of the practice squad as a true freshman.

AMERICAS HIGH SCHOOL:


Helped lead Americas HS to the district and bi-district championships ... Had 10 interceptions ... Was Freshman Most Valuable Player ... Played

three years of varsity football.

PERSONAL:

Is a 2021 graduate of Americas High School in El Paso, Texas ... Son of Wayland and Delila ... Has two brothers, Cameron and Dasen ... Full name is Evan Cole Chisolm ... Majoring in kinesiology ... Born Sept. 3.

MEET THE TEXANS



MARKEL CLARK

LINEBACKER

SOPHOMORE // 6-0 // 210 // 1L

BEAUMONT, TEXAS
WEST BROOK HIGH SCHOOL

FRESHMAN (2021):

Phil Steele FCS All-WAC Fourth Team ... Had the tied-second most sacks on the team (two) and the most quarterback hurries (five) ... Played in 10 of Tarleton's 11 games, recording 38 tackles (20 solo), 4.5 tackles for loss ... Had a season-high eight tackles at Eastern Kentucky on Oct. 2 ... Made his Texan debut with a sack, two tackles for loss, four total tackles in Tarleton's season-opener at Stephen F. Austin on Sept. 4 ... Posted a sack, seven tackles and a quarterback hurry against the No. 1 ranked team in the nation, Sam Houston, on Oct. 30.

FRESHMAN (2020):

Member of the practice squad as a true freshman.

WEST BROOK HIGH SCHOOL:

Lettered two years in football ... Led his team to the state championship game as a junior ... 2019 district champions ... Two-time all-district ... 2019 Super Gold Team DE ... Three-time A/B Honor Roll ... Also lettered three years in track and one year in powerlifting ... Ran 10.8 in the 100m, 21.9 in the 200m and had a leap of 22-9 in the long jump ... Also participated in the band while playing football, where he would trade his pads for a snare-drum harness during halftime of games.

PERSONAL:


Is a 2020 graduate of West Brook HS in Beaumont ... Son of Richard Clark and Latonia Gums ... Has a brother, Micah ... Majoring in kinesiology ... Born Aug. 29.

CLARK'S CAREER STATISTICS

YEAR	G	DEFENSE										SCORING			
		UA	A	TOT	TFL	YDS	SK	YDS	INT	YDS	PD	FF	FR	BLK	PTS
2021	9	20	18	38	2.5	15	1	3	0	0	0	0	0	0	0
TOTAL	9	20	18	38	2.5	15	1	3	0	0	0	0	0	0	

CLARK'S SINGLE-GAME CAREER HIGHS

Tackles 8 at Eastern Kentucky | Oct. 2, 2021
Sacks 1, twice, last vs Sam Houston | Oct. 30, 2021



RANDY CLEMONS II

TIGHT END

JUNIOR // 6-4 // 255 // 2L

QUARTZ HILL, CALIFORNIA
QUARTZ HILL HIGH SCHOOL // COLLEGE OF THE CANYONS

SOPHOMORE (2021):

Played in eight games, posting a reception for seven yards at Eastern Kentucky on Oct. 2.

SOPHOMORE (2020):

Played in all eight games in his first year at Tarleton ... Had seven catches for 27 yards ... Made his first reception against Mississippi College on March 6 ... Had his longest reception of 12 yards against Midwestern State on March 20.

COLLEGE OF THE CANYONS:

Junior College All-American ... Two-star TE/ FB ... Played in seven games ... Helped the rushing offense top 2,100 yards for the season ... Also caught eight passes for 69 yards.

QUARTZ HILL HIGH SCHOOL:

Lettered three years and was a team captain for head coach James Vondra ... CIF Southern Section Champion as a senior with a record of 13-2 ... Three-time all-conference first team ... Two-time All-CIF ... All-State ... Principal's Award winner ... Two-star TE.

PERSONAL:

Is a 2018 graduate of Quartz Hill HS in Quartz Hill, California ... Son of Randy Sr. and Arlene Clemons ... Has two brothers, Julian and Xavier ... Father, Randy Sr., played football for Utah State ... Majoring in kinesiology ... Born Sept. 11.

CLEMONS' CAREER STATISTICS

YEAR	G	RUSHING					RECEIVING					SCORING			
		NO	YDS	TD	LG	AV/A	AV/G	REC	YDS	TD	LG	RC/G	AV/C	AV/G	PTS
2020	8	0	0	0	0	0.0	0.0	7	27	0	12	0.9	3.9	3.4	0
2021	8	0	0	0	0	0.0	0.0	1	7	0	7	0.1	7.0	0.9	0
TOTAL	16	0	0	0	0	0.0	0.0	8	34	0	12	0.5	4.3	2.1	0

CLEMONS' SINGLE GAME CAREER HIGHS

Receptions 2, three times
Receiving Yards 15 vs Midwestern State | Mar. 20, 2021
Long Reception 12 vs Midwestern State | Mar. 20, 2021



DEANDRE CLIFTON

DEFENSIVE LINE

JUNIOR // 6-3 // 245 // TR

LAUREL, MARYLAND
THE AVALON SCHOOL // MONMOUTH

MONMOUTH:

Spent the last three seasons at Monmouth, appearing in 26 career games, recording 52 tackles (21 solo), four sacks and 7.5 tackles for loss ... Had his best collegiate season last year with 23 tackles (12 solo), 3.5 sacks (tied-second on the team), and 5.5 tackles for loss ... Helped Monmouth to a 21-8 record since 2019 ... Won two Big South championships.

HIGH SCHOOL:

Attended three different high schools, playing for two; The Avalon School in Gaithersburg, Maryland, and Dr. Henry A. Wise Jr. High School

in Upper Marlboro, Maryland ... Was First Team All-County and the team's defensive player of the year ... Helped his team to two Maryland 4A championships

PERSONAL:

Is a 2019 graduate of The Avalon School in Gaithersburg, Maryland ... Son of Darran and Alisha ... Has one brother, Darran ... Parents are retired Navy chiefs ... Full name is DeAndre Daeshon Clifton ... Nickname is Showtime ... Hometown is Laurel, Maryland ... Majoring in Communications ... Born June 22.



TAYVIS COLEMAN

DEFENSIVE BACK

JUNIOR // 5-11 // 180 // 3L

TEAGUE, TEXAS
TEAGUE HIGH SCHOOL

SOPHOMORE (2021):

Played in seven games, finishing with two tackles ... Also had a kick return go for 15 yards vs. Fort Lewis on Sept. 11.

SOPHOMORE (2020):

Played in seven games, recording three tackles (two solo) in his first year at defensive back.

REDSHIRT FRESHMAN (2019):

Played in six games for the Texans ... Rushed 13 times for 56 yards and a score ... Scored his first career touchdown in his first career game against Doane on Sept. 14 ... Had a season-high 32 yards against Eastern New Mexico on Oct. 12 ... LSC Champion.

FRESHMAN (2018):

Redshirted as a true freshman for the Texans.

TEAGUE HIGH SCHOOL:

Lettered four years in football and was a two-time team captain for head coach Donnie Osborn

... Also lettered in basketball and track ... Led his football team to three district championships, a bi-district championship, four area championships, and three regional championships ... Led his team to a 46-7 record over the last four seasons ...

Four-time All-District RB, including three straight first-team selections ... 2015 All-District Second Team DB ... Four-time Academic All-District ... 2017 Unanimous District 9-3A MVP ... Week 9 selection for 'Built Ford Tough State of Texas Player of the Week' award ... 2017 All-CenTex First Team RB ... Padilla Coaches Poll All-State First Team RB ... Four-year A-B Honor Roll ... National Honor Society ... Hispanic Honor Society ... As a senior, rushed for over 2,000 yards and 23 TDs ... In his football career, rushed for over 4,400 yards and 60 TDs ... Also had 226 career tackles and six interceptions.

PERSONAL:

Is a 2018 graduate of Teague HS ... Son of Charles and Sharon Coleman ... Majoring in business management ... Born Dec. 19 ... Full name is Tayvis Shemar Coleman ... Nickname is T-Cole.

COLEMAN'S CAREER STATISTICS

YEAR	G	DEFENSE										SCORING			
		UA	A	TOT	TFL	YDS	SK	YDS	INT	YDS	PD	FF	FR	BLK	PTS
2019	6	0	0	0	0	0	0	0	0	0	0	0	0	0	6
2020	7	2	1	3	0	0	0	0	0	0	0	0	0	0	0
2021	7	1	1	2	0	0	0	0	0	0	0	0	0	0	0
TOTAL	20	3	2	5	0	0	0	0	0	0	0	0	0	0	6

YEAR	G	RUSHING					RECEIVING					SCORING			
		NO	YDS	TD	LG	AV/A	AV/G	REC	YDS	TD	LG	RC/G	AV/C	AV/G	PTS
2019	6	13	56	1	14	4.3	9.3	0	0	0	0	0.0	0.0	0.0	6
2020	7	0	0	0	0	0.0	0.0	0	0	0	0	0.0	0.0	0.0	0
2021	7	0	0	0	0	0.0	0.0	0	0	0	0	0.0	0.0	0.0	0
TOTAL	20	13	56	1	14	4.3	2.8	0	0	0	0	0.0	0.0	0.0	6

YEAR	G	KICK RETURNS					PUNT RETURNS					ALL-PURPOSE			
		KR	YDS	TD	LG	AV/R	AV/G	PR	YDS	TD	LG	AV/R	AV/G	TOT	AV/G
2019	6	0	0	0	0	0.0	0.0	0	0	0	0	0.0	0.0	56	9.3
2020	7	0	0	0	0	0.0	0.0	0	0	0	0	0.0	0.0	0	0.0
2021	7	1	15	0	15	15.0	2.1	0	0	0	0	0.0	0.0	15	2.1
TOTAL	20	1	15	0	15	15.0	0.8	0	0	0	0	0.0	0.0	71	3.6

COLEMAN'S SINGLE GAME CAREER HIGHS

Total Tackles 1, five times
Rush Attempts 7 vs Doane | Sep. 14, 2019
Rush Yards 32 at Eastern New Mexico | Oct. 12, 2019
Rush Touchdowns 1 vs Doane | Sep. 14, 2019
Long Rush 14 at Eastern New Mexico | Oct. 12, 2019

MEET THE TEXANS



BRYSON COLLINS
LINEBACKER
R-JUNIOR // 6-2 // 210 // 1L
SAN DIEGO, CALIFORNIA
MADISON HIGH SCHOOL // MESA JC

JUNIOR (2021):

Played in one game, recording four tackles vs. Lamar on Nov. 6.

JUNIOR (2020):

Debuted with a season-high seven tackles and a sack vs. McNeese State on Feb. 13 ... Recorded 15 tackles (four solo), a sack, two pass breakups and three quarterback hits in his first season at Tarleton in seven games.

MESA JUNIOR COLLEGE:

All-academic ... Played in eight games and helped the team reach a bowl game ... Had 28 tackles and an interception.

COLLINS' CAREER STATISTICS

YEAR	G	UA	A	TOT	TFL	YDS	DEFENSE										PTS
							SK	YDS	INT	YDS	PD	FF	FR	BLK			
2020	7	4	11	15	1.0	4	1.0	4	0	0	2	0	0	0	0	0	0
2021	1	1	3	4	0	0	0	0	0	0	0	0	0	0	0	0	
TOTAL	8	5	14	19	1.0	4	1.0	4	0	0	2	0	0	0	0	0	

COLLINS' SINGLE GAME CAREER HIGHS

Tackles 7 vs McNeese State | Feb. 13, 2021
 Sacks 1.0 vs McNeese State | Feb. 13, 2021
 Pass Breakups 2 vs McNeese State | Feb. 13, 2021



DARIUS COOPER
WIDE RECEIVER
SOPHOMORE // 6-0 // 190 // 2L
ST. LOUIS, MISSOURI
HAZLEWOOD WEST HIGH SCHOOL

FRESHMAN (2021):

Academic All-WAC ... Played in 10 games, recording five catches for 38 yards (7.8 yards per reception) and one touchdown ... Scored his lone touchdown vs. Fort Lewis on Sept. 11, a 7-yard score ... Had a reception in five of his 10 games played.

FRESHMAN (2020):

Played in six games in his first year at Tarleton, recording his lone reception for 11 yards at New Mexico State on Feb. 21.

HAZLEWOOD WEST HIGH SCHOOL:

Lettered three years in football and was a two-time team captain for two head coaches ...

MADISON HIGH SCHOOL:

Lettered three years for head coach Rick Jackson ... Led his team to a 2017 state championship ... Totaled 242 career tackles for an average of 6.9 per game ... Also had 7.0 career sacks and three interceptions ... All-league first team ... 2016 Team Defensive MVP ... Also lettered two years in basketball.

PERSONAL:

Is a 2016 graduate of Madison HS in San Diego ... Son of cancer survivor, Margo Collins ... Has two brothers, Cortlin and Duke ... Majoring in sociology ... Born Nov. 22.

COOPER'S CAREER STATISTICS

YEAR	G	NO	YDS	TD	LG	AV/A	AV/G	REC	YDS	RECEIVING				PTS	
										TD	LG	RC/G	AV/C		AV/G
2020	6	0	0	0	0	0.0	0.0	1	11	0	11	0.2	11.0	1.8	0
2021	10	0	0	0	0	0.0	0.0	5	39	1	13	0.5	7.8	3.9	6
TOTAL	16	0	0	0	0	0.0	0.0	6	50	1	13	0.4	8.3	3.1	6

COOPER'S SINGLE-GAME CAREER HIGHS

Receptions 1 five times
 Receiving Yards 13 vs New Mexico Highlands | Sept. 25, 2021
 Receiving Touchdowns 1 vs Fort Lewis | Sept. 11, 2021



CAYDEN CUTLER
DEFENSIVE BACK
FRESHMAN // 5-11 // 190 // HS
MANSFIELD, TEXAS
MANSFIELD HIGH SCHOOL

MANSFIELD HIGH SCHOOL:

Was First Team All-District HB and Second Team All-District LB ... Had 98 tackles his senior year ... Played three years of varsity football, serving as captain one year ... Also competed in varsity track for a year.

PERSONAL:

Is a 2022 graduate of Mansfield HS in Mansfield, Texas ... Was an Academic All-State honorable mention in high school ... Son of Steve Cutler and Jamie Wilson ... Has two brothers, Dax and Chase, and three sisters; Macy, Jennah and Tanner ... Full name is Cayden Richard Cutler ... Nickname is Cuti ... Hometown is Mansfield, Texas ... Majoring in Finance ... Born Sept. 4.



KRISTIAN DALTON
RUNNING BACK
FRESHMAN // 6-0 // 200 // RS
GALVESTON, TEXAS
BALL HIGH SCHOOL

FRESHMAN (2021):


Member of the practice squad as a true freshman.

BALL HIGH SCHOOL:

Galveston County's 2020 High School Football Player of the Year ... Played four years of varsity football ... Named Multipurpose Player of the Year.

PERSONAL:

Is a 2021 graduate of Ball High School in Galveston, Texas ... Son of Clarence Dalton Sr. and Samantha Williams ... Has one brother, Clarence Dalton Jr. ... Full name is Kristian De'Von Dalton ... Nickname is Kris ... Majoring in criminal justice ... Born Feb. 24.



BRODY DAVIS
TIGHT END
R-FRESHMAN // 6-2 // 230 // RS
OPELIKA, ALABAMA
OPELIKA HIGH SCHOOL

FRESHMAN (2021):

Spent his second season at Tarleton as a backup quarterback.

FRESHMAN (2020):

Spent his first year at Tarleton as a backup quarterback.

OPELIKA HIGH SCHOOL:

Lettered four years in football ... Led his team

to a 2019 regional championship and a No. 2 6A-ranking in the state of Alabama ... Also lettered four years in baseball and one in track as a three-sport athlete.

PERSONAL:

Is a 2020 graduate of Opelika HS ... Son of Jim and Tammi ... Has a sister, Eliza ... Majoring in criminal justice ... Born Jan. 19.

MEET THE TEXANS



CALOB DAVIS

DEFENSIVE LINE

R-FRESHMAN // 6-3 // 240 // 1L

**CRANDALL, TEXAS
CRANDALL HIGH SCHOOL**

FRESHMAN (2021):

Academic All-WAC ... Played in four games, record three tackles ... Had a season-high two tackles at Abilene Christian on Nov. 13.

FRESHMAN (2020):

Played in seven games as a true freshman, recording eight tackles and two quarterback hurries ... Ended the season with a career-high three tackles.

CRANDALL HIGH SCHOOL:

Lettered three years and was a team captain

DAVIS' CAREER STATISTICS

YEAR	DEFENSE													SCORING	
	G	UA	A	TOT	TFL	YDS	SK	YDS	INT	YDS	PD	FF	FR	BLK	PTS
2020	7	2	6	8	0	0	0	0	0	0	0	0	0	0	0
2021	4	1	2	3	0	0	0	0	0	0	0	0	0	0	0
TOTAL	11	3	8	11	0	0	0	0	0	0	0	0	0	0	0

DAVIS' SINGLE-GAME CAREER HIGHS

Tackles 3 vs East Central | April 1, 2021

for head coach Joe Dale Cary ... Two-time District MVP ... 2018 Team Defensive MVP ... 2019 Team MVP ... Podilla Poll All-State First Team ... Academic All-State ... Graduated top-six percent ... Over his final two seasons, totaled 178 tackles, including 128 solo, 25.0 tackles for loss, 15.0 sacks and 29 QB pressures.

PERSONAL:

Is a 2020 graduate of Crandall HS ... Son of Dante and Lindsey ... Has two sisters, Georgia and Kayla ... Majoring in chemistry ... Born Feb. 4.



GABE DOUGLAS

WIDE RECEIVER

SENIOR // 6-3 // 210 // 2L

**SHREVEPORT, LOUISIANA
DENTON RYAN HIGH SCHOOL // KILGORE COLLEGE**

JUNIOR (2021):

Played in five games, recording nine catches for 118 yards (13.1 yards per catch) and a touchdown ... Had his best game against Midwestern State on Oct. 23, posting season-highs in receptions (four) and receiving yards (68), including a season-long 47-yard catch ... Scored his lone touchdown in the season finale against Central Arkansas on Nov. 20, a 34-yard score he snagged just before it hit the turf.

JUNIOR (2020):

Second on the team in receptions (25), receiving yards (465), receiving touchdowns (3) ... Led the team in average yards per catch at 18.6 ... Had the Texans' longest offensive play of the year with an 86-yard touchdown on Feb. 21 at New Mexico State ... Had his best game against the Aggies with seven catches for 190 yards and two touchdowns (86 yards and 29 yards) ... Earned Stats Perform FCS National Player of the Week honorable mention for his game against New

Mexico State, one of four Texans to receive the honor in 2020 ... Had two 5+ reception games and six multi-reception games ... Led the team in receiving in two games ... Caught a 7-yard TD vs. Midwestern State on March 20.

KILGORE COLLEGE:

Played in 10 games and caught 25 passes for 430 yards and four touchdowns ... 86 WR ranking by 247Sports.com ... Top 20 JUCO WR in Texas.

DENTON RYAN HIGH SCHOOL:

Lettered three years in football ... All-District First Team ... Co-Newcomer of the Year as a sophomore ... Also competed in basketball and track.

PERSONAL:

Is a 2018 graduate of Denton Ryan HS ... Son of Gabriel Sr. and Tara Wyatt ... Has one brother, Tony, and one sister, Shatterica ... Majoring in kinesiology ... Born Sept. 14.

DOUGLAS' CAREER STATISTICS

YEAR	G	RUSHING						RECEIVING					SCORING		
		NO	YDS	TD	LG	AV/A	AV/G	REC	YDS	TD	LG	RC/G	AV/C	AV/G	PTS
2020	8	0	0	0	0	0.0	0.0	25	465	3	86	3.1	18.6	58.1	18
2021	5	0	0	0	0	0.0	0.0	9	118	1	47	1.8	13.1	23.6	6
TOTAL	13	0	0	0	0	0.0	0.0	34	583	4	86	2.6	17.1	44.8	24

DOUGLAS' SINGLE-GAME CAREER HIGHS

Receptions 7 vs New Mexico State | Feb. 21, 2021
 Receiving Yards 190 vs New Mexico State | Feb. 21, 2021
 Receiving Touchdowns 2 vs New Mexico State | Feb. 21, 2021
 Long Reception 86 vs New Mexico State | Feb. 21, 2021



KENDALL DEARTH

OFFENSIVE LINE

SENIOR // 6-4 // 320 // 4L

**ATASCOCITA, TEXAS
ATASCOCITA HIGH SCHOOL**

JUNIOR (2021):

Started all 11 games on the offensive line for Tarleton ... Part of an offensive line that allowed the tied-12th fewest total sacks in the FCS at 13 ... Part of an offensive line that allowed the tied-14th fewest sacks per game at 1.18, going for the 10th fewest amount of negative yardage at 77 ... In tackles for loss, the big men up front allowed the tied-14th fewest in the FCS at 49, the tied-18th fewest per game at 4.45.

JUNIOR (2020):

Started all eight games on the offensive line for the Texans ... Offensive line charged with just five holding calls all season and allowed 1.38 sacks per game ... Phil Steele FCS Preseason All-Independent Team ... First Team Academic Momentum Award winner, one of 27 student-athletes from across the country to earn First Team honors.

SOPHOMORE (2019):

All-LSC Second Team ... Started 10 games for the Texans ... Part of the Tarleton offensive line that led the Texan offense to national rankings of No. 2 in total offense (531.7), No. 4 in scoring

offense (45.0), No. 5 in passing efficiency (173.65), No. 12 in offensive first downs (279), No. 14 in tackles for loss allowed (4.67) and No. 22 for sacks allowed (1.17) ... LSC Champion.

FRESHMAN (2018):

Played in 10 games on the offensive line as a true freshman ... Part of Tarleton's first outright Lone Star Conference Championship.

ATASCOCITA HIGH SCHOOL:

Lettered three years in football and two in track and field ... Led his team to an undefeated district championship as a senior ... Two-time All-District First Team ... Academic Honorable Mention ... Threw shot put in track and field.

PERSONAL:

Is a 2018 graduate of Atascocita HS ... Son of James and Laurie Dearth ... Has a brother, Kolton, and a sister, Kaitlan ... Father, James, played in the NFL and is a member of the Tarleton Athletics Hall of Fame ... Pursuing his master's degree in accounting ... Born Feb. 24 ... Full name is Kendall James Dearth.



ONTARIO "MOOKIE" DOUGLAS

RUNNING BACK

SENIOR // 5-10 // 205 // TR

**LAWTON, OKLAHOMA
EISENHOWER HIGH SCHOOL // EAST CENTRAL**

EAST CENTRAL:

Played the last four years at East Central, rushing for 2,849 career yards and 33 career touchdowns ... Rushed for over 1,000 yards in 2017 and 2019, earning several conference awards such as the Freshman of the Year and First-Team All-Conference ... A Don Hansen All-America Honorable Mention in 2019 ... East Central played just six games over the past two seasons due to the COVID-19 pandemic ... Faced Tarleton on April 1, 2021, rushing for 105 yards and two touchdowns while adding 41 receiving yards on six catches.

EISENHOWER HIGH SCHOOL:

Recorded 1,311 receiving yards, 400 rushing yards and 15 total touchdowns as a senior ... Was First Team All-District, First Team All-Conference

and a Daily Oklahoman's First Team 5A All-State pick ... Played four years of varsity football ... Also played four years of varsity basketball, helping his team win the state championship in 2015.

PERSONAL:

Is a 2017 graduate of Eisenhower HS in Lawton, Oklahoma ... Son of Donnie Douglas (dad), Kimberly Richardson (mom) and Micheal Richardson (stepdad) ... Has two brothers, Cornilius and Tae, and two sisters, Oshale and Arianna ... His dad, Donnie, played for the New York Jets in 1988 ... His stepdad, Micheal, played for the New York Knicks from 1978-1986 ... Full name is Ontario Quayshon Douglas ... Goes by his nickname, Mookie ... Hometown is Lawton, Oklahoma ... Majoring in Kinesiology ... Born April 22.

MEET THE TEXANS



JAVIER DURAN
DEFENSIVE LINE
JUNIOR // 6-4 // 280 // 1L
JACKSON, NEW JERSEY
JACKSON LIBERTY HIGH SCHOOL // INDEPENDENCE CC

SOPHOMORE (2021):

Second Team All-WAC ... Phil Steele FCS All-WAC Third Team ... Academic All-WAC ... Started all 11 games in his first year at Tarleton, recording 32 total tackles (17 solo), 3.5 tackles for loss, 1.5 sacks and three quarterback hurries ... Had the tied-fifth most sacks on the team and the tied-sixth most quarterback hurries ... Had his best game in the season opener at Stephen F. Austin on Sept. 4, earning 10 total tackles (five solo) and 1.5 sacks ... Had two games with 5+ tackles, the other vs. New Mexico Highlands on Sept. 25.

INDEPENDENCE COMMUNITY COLLEGE:

Played in six games in 2020, recording a sack

DURAN'S CAREER STATISTICS

YEAR	G	DEFENSE													SCORING	
		UA	A	TOT	TFL	YDS	SK	YDS	INT	YDS	PD	FF	FR	BLK	PTS	
2021	10	17	15	32	2	16	1.5	10	0	0	0	0	0	0	0	0
TOTAL	10	17	15	32	2	16	1.5	10	0	0	0	0	0	0	0	0

DURAN'S SINGLE-GAME CAREER HIGHS

Tackles 10 at Stephen F. Austin | Sept. 4, 2021
 Sacks 1.5 at Stephen F. Austin | Sept. 4, 2021



GREG EGGLESTON JR
DEFENSIVE BACK
SOPHOMORE // 6-0 // 170 // 1L
SAN ANTONIO, TEXAS
SMITHSON VALLEY HIGH SCHOOL

FRESHMAN (2021):

Played in six games, earning two interceptions, 20 total tackles (12 solo) and a pass breakup ... Was the WAC Defensive Player of the Week after Tarleton's 40-21 win over New Mexico Highlands on Sept. 25, a game he earned two interceptions and four solo tackles ... Became the first Tarleton freshman (true or redshirt) to have two interceptions in a game since Dee Collins against Southwestern Oklahoma in 2008 ... The night he had two interceptions was his third career collegiate game.

FRESHMAN (2020):

Member of the practice squad as a true freshman.

EGGLESTON'S CAREER STATISTICS

YEAR	G	DEFENSE													SCORING	
		UA	A	TOT	TFL	YDS	SK	YDS	INT	YDS	PD	FF	FR	BLK	PTS	
2021	6	12	8	20	0	0	0	0	2	11	3	0	0	0	0	
TOTAL	6	12	8	20	0	0	0	0	2	11	3	0	0	0	0	

EGGLESTON'S SINGLE-GAME CAREER HIGHS

Tackles 6 vs Lamar | Nov. 6, 2021
 Interceptions 2 vs New Mexico Highlands | Sept. 25, 2021

and eight tackles (three solo) ... Earned his first career sack against Dodge City CC on May 9 ... Played two games in 2019.

Jackson Liberty High School: Was Defensive MVP for Jackson Liberty HS and Defensive MVP for Shore's Best NJ Football Camp in 2016 ... Played two years of varsity football.

PERSONAL:

Is a 2017 graduate of Jackson Liberty HS in Jackson, New Jersey ... Son of Heidi ... Full name is Javier Marquise Duran ... Nickname is Javi ... Majoring in criminal justice ... Born Jan. 10.

SMITHSON VALLEY HIGH SCHOOL:

Lettered three years in football ... Led his football team to a district title ... All-district second team ... Academic all-district ... Holds the school record for all-purpose yards and rushing yards ... Also lettered four years in track.

PERSONAL:

Is a 2020 graduate of Smithson Valley HS ... Son of Greg Sr. and Ramona ... Has a brother, Garrison, and a sister, Chevois ... Majoring in business management ... Born Jan. 29.



LAYTON ERNST
OFFENSIVE LINE
SOPHOMORE // 6-2 // 290 // 2L
MANSFIELD, TEXAS
MANSFIELD HIGH SCHOOL // OKLAHOMA STATE

FRESHMAN (2021):

Academic All-WAC ... Started all 11 games on the offensive line for Tarleton ... Part of an offensive line that allowed the tied-12th fewest total sacks in the FCS at 13 ... Part of an offensive line that allowed the tied-14th fewest sacks per game at 1.18, going for the 10th fewest amount of negative yardage at 77 ... In tackles for loss, the big men up front allowed the tied-14th fewest in the FCS at 49, the tied-18th fewest per game at 4.45.

REDSHIRT FRESHMAN (2020):

Played in all eight games on the offensive line ... Offensive line charged with just five holding calls all season and allowed 1.38 sacks per game.

OKLAHOMA STATE UNIVERSITY:

Redshirted as a true freshman during the 2019 season.

MANSFIELD HIGH SCHOOL:

Lettered three years in football and was a team captain for head coach Daniel Maberry ... Three-time all-district OL ... Back-to-back unanimous all-district first team selection as a junior and senior ... Academic All-State ... Two-star recruit on 247Sports.com.

PERSONAL:

Is a 2019 graduate of Mansfield HS ... Son of Steve and Kristin ... Has two brothers, Landon and Larson ... Majoring in business ... Born July 31.




JADEN FISHER
DEFENSIVE BACK
FRESHMAN // 6-0 // 184 // HS
FORT WORTH, TEXAS
CHISHOLM TRAIL HIGH SCHOOL

CHISHOLM TRAIL HIGH SCHOOL:

Second Team All-District WR and the Defensive Newcomer of the Year ... Played three years of varsity football ... Also participated in four years of varsity track.

PERSONAL:

Is a 2022 graduate of Chisholm Trail High School in Fort Worth, Texas ... Son of Steven and Shakira ... Has three brothers; Jerrell, Tyrell and Elijah ... Full name is Jaden Marcel Fisher ... Nickname is Fish ... Hometown is Fort Worth, Texas ... Majoring in Finance ... Born April 2.



MARSEAN FISHER
LINEBACKER
SOPHOMORE // 6-0 // 185 // 1L
ST. LOUIS, MISSOURI
LAFAYETTE HIGH SCHOOL

FRESHMAN (2021):

Academic All-WAC ... Played in 10 games, recording 24 total tackles (18 solo), six pass breakups and one fumble recovery ... His six pass breakups were the second most on the team ... Was named to the 2021 FCS Jerry Rice Award watch list, an award presented to the national freshman of the year ... Was one of 22 players on the watch list, one of three defensive backs.

FRESHMAN (2020):

Played in one game as a true freshman vs. Northeastern State on March 27.

LAFAYETTE HIGH SCHOOL:

Lettered three years on varsity and was a two-time team captain for head coach Boyd Manne ... All-Conference First Team WR ... All-District WR ... Also lettered four years and was a three-time team captain in track and field ... Two-time All-State Track and Field medalist ... Four-time conference track champion ... Member of the National Honor Society ... Missouri Leadership Seminar Representative.

PERSONAL:

Is a 2020 graduate of Lafayette HS in Wildwood, Missouri ... Son of Sean and Marshay ... Has a brother, Makylen ... Majoring in civil engineering ... Born June 13.

FISHER'S CAREER STATISTICS

YEAR	G	DEFENSE													SCORING	
		UA	A	TOT	TFL	YDS	SK	YDS	INT	YDS	PD	FF	FR	BLK	PTS	
2020	1	0	0	0	0	0	0	0	0	0	0	0	0	0	0	
2021	10	18	6	24	0	0	0	0	0	0	6	0	0	0	0	
TOTAL	11	18	6	24	0	0	0	0	0	0	6	0	0	0	0	

FISHER'S SINGLE-GAME CAREER HIGHS

Tackles 6 at Dixie State | Oct. 16, 2021
 Fumble Recoveries 1 vs New Mexico Highlands | Sept. 25, 2021

MEET THE TEXANS



CYDD FORD
QUARTERBACK
FRESHMAN // 6-1 // 160 // HS
ARLINGTON, TEXAS
JAMES MARTIN HIGH SCHOOL

JAMES MARTIN HIGH SCHOOL:

Won the Toyota Motor Award, given to the Most Valuable Senior in 6A District Region 1 ... Had 3,000+ passing yards and 26 touchdowns his final year ... Had just five interceptions across his three years of starting at quarterback ... Was a district champion all four years, making it to the regional quarterfinals two years ... Team was ranked No. 6 in the state ... A three-time letterman, team captain his senior year ... Also played varsity basketball, a letterman three years ... Was Second Team All-District and the Defensive Player of the Year in 6A Division I ... Team was district and regional champions, ranked No. 5 in the state.

PERSONAL:

Is a 2022 graduate of James Martin HS in Arlington, Texas ... Won the Rotary Club Outstanding Senior Award and the Eleanor Grace Martin Award, the latter given to the most outstanding senior at his high school ... Finished in the top 10 percent of his class ... Son of Bradley and Danielle ... Has two sisters, Stoni and Silo ... Related to Courtney Goodson, former professional soccer player, and Kevin Miniefield, former Chicago Bear ... Full name is Cydd O'Neal Ford ... Hometown is Arlington, Texas ... Majoring in Business and Sports Management ... Born April 23.



ROWDY GARZA
OFFENSIVE LINE
JUNIOR // 6-4 // 300 // TR
ABILENE, TEXAS
HEWITT-TRUSSVILLE HIGH SCHOOL // CISGO COLLEGE

CISCO COLLEGE:

Played at Cisco College in 2021.

BLINN COLLEGE:

Transferred to Blinn College from Alabama at the start of the 2020 season.

ALABAMA:

Played one season at Alabama in 2019, did not appear in a game.

HEWITT-TRUSSVILLE HIGH SCHOOL:

Played one year of varsity football.

PERSONAL:

Is a 2018 graduate of Hewitt-Trussville HS in Hewitt-Trussville, Alabama ... Son of Joe and Annie ... Has two sisters, Madi and Morgan ... Full name is Mason Cash Garza ... Goes by his nickname, Rowdy Hometown is Abilene, Texas ... Majoring in Kinesiology with a minor in Business ... Born June 28.



JACK GALLAGHER
OFFENSIVE LINE
R-FRESHMAN // 6-6 // 250 // RS
FREDERICKSBURG, TEXAS
FREDERICKSBURG HIGH SCHOOL

FRESHMAN (2021):

Played in three games, making his Texan debut on Sept. 11 vs. Fort Lewis ... Part of an offensive line that allowed the tied-12th fewest total sacks in the FCS at 13 ... Part of an offensive line that allowed the tied-14th fewest sacks per game at 1.18, going for the 10th fewest amount of negative yardage at 77 ... In tackles for loss, the big men up front allowed the tied-14th fewest in the FCS at 49, the tied-18th fewest per game at 4.45.

FRESHMAN (2020):


Member of the practice squad as a true freshman.

FREDERICKSBURG HIGH SCHOOL:

Lettered two years in football and was a member of the team's leadership counsel ... Served as team chaplain ... Three all-district awards in two years, including as DE and unanimous OL as a senior ... Three-time player of the week award winner ... Academic All-State ... Two-time academic all-district ... As a senior, made 30 tackles for loss and 8.0 sacks on defense while boasting 20 pancakes, 13 knockdowns and a 92 percent blocking grade on offense ... Also lettered in basketball and track.

PERSONAL:

Is a 2020 graduate of Fredericksburg HS ... Son of Kevin and Cindy ... Has a sister, Ryann ... Majoring in computer science ... Born Aug. 9.



ADRIAN GUZMAN
KICKER
SOPHOMORE // 6-0 // 200 // 2L
TEMPLE, TEXAS
TEMPLE HIGH SCHOOL

FRESHMAN (2021):

Was Tarleton's lone kicker in all 11 games ... Made 10-of-16 (.625) field goals ... Was a perfect 5-of-5 from inside the 30-yard line ... Was perfect in four games, including Sept. 11 vs. Fort Lewis, in which he made 1-of-1 field goals and a season-high 7-of-7 extra points ... Named the WAC Special Teams Player of the Week for his performance on Oct. 16 at Dixie State, making two season-long 37-yard field goals and all five of his extra point attempts in the win ... Had a season-high two field goal makes twice, at Dixie State and vs. New Mexico Highlands on Sept. 25 ... Made 36-of-37 (.973) extra point attempts ... Booted 60 kickoffs, going for 3,414 yards (56.9 yards per kickoff), 21 going for a touchback.

FRESHMAN (2020):

Was Tarleton's primary kicker as a true freshman ... Made 11-of-16 field goals (.678) ... Had a season-high three field goal makes in three different games, including a perfect 3-of-3 mark against Mississippi College on March 6 ... Made

9-of-11 field goals under 40 yards, including an unblemished 6-of-6 record from 30-39 yards ... Drilled 2-of-3 field goals from 40-49 yards, with his longest make at 45 yards ... Made his only PAT attempt ... Played in all eight games ... Had 35 kickoffs, averaging 51.9 yards per kick with seven touchbacks ... Made the first points in Tarleton Division I history with a 38-yard field goal in the first quarter against McNeese State on Feb. 13 ... Made a field goal in each of the two overtimes, including a 45-yard attempt in 2OT, in the season opener.

TEMPLE HIGH SCHOOL:

Three-year varsity starter in football and soccer ... All-district second team K/P.

PERSONAL:

Is a 2020 graduate of Temple HS ... Son of Sergio and Gelacia ... Has two brothers, Abraham and Sergio Jr. ... Majoring in construction science ... Born Aug. 30.



ISAAC GARCIA
LONG SNAPPER
SOPHOMORE // 6-2 // 220 // TR
FORT WORTH, TEXAS
R.L. PASCHAL HIGH SCHOOL

TEXAS SOUTHERN:

Played in nine games between two seasons in spring, fall 2021 at long snapper for Texas Southern ... Two-time SWAC Commissioner's Honor Roll.

R.L. PASCHAL HIGH SCHOOL:

His senior year, was the 2019 UIL District 4-6A Special Teams Player of the Year and the 2019 Paschal Football Special Teams MVP ... Nationally ranked long snapper by Kohl's Kicking, No. 36 overall and No. 6 in Texas for his class ... Played

two years of varsity football ... Also played two years of varsity lacrosse, a co-team captain his senior year.

PERSONAL:

Is a 2020 graduate of R.L. Paschal High School in Fort Worth, Texas ... Son of Jaime Garcia Jr. and Caroline Nixon ... Has three sisters; Cadence, Alexi and Valentina ... Full name is Isaac Reed Garcia ... Hometown is Fort Worth, Texas ... Majoring in Sports Management with a minor in Criminal Justice ... Born July 13.

GUZMAN'S CAREER STATISTICS

YEAR	G	FGM					FIELD GOAL									
		FGM	FGA	LG	PCT	BLK	PAT	ATT	120	20-29	30-39	40-49	50+			
2020	8	11	16	45	68.8	0	1	1	0-0	3-5	6-6	2-3	0-2			
2021	11	10	16	37	62.5	0	36	37	1-1	5-5	4-8	0-2	0-0			
TOTAL	19	21	32	45	65.6	0	37	38	1-1	8-10	10-14	2-5	0-2			

YEAR	G	KICKOFFS					PUNT								
		NO	YDS	AVG	TB	OB	NO	YDS	AVG	LG	TB	FC	120	50+	BLK
2020	8	35	1817	51.9	7	2	0	0	0.0	0	0	0	0	0	0
2021	11	60	3282	54.7	21	1	0	0	0.0	0	0	0	0	0	0
TOTAL	19	95	5099	53.7	28	3	0	0	0.0	0	0	0	0	0	0

GUZMAN'S SINGLE-GAME CAREER HIGHS

Field Goals Made	3, three times
Field Goals Attempted	4, two times
Longest Field Goal	45, two times
Most Kickoffs	9, twice, last vs New Mexico Highlands Sept. 25, 2021
PAT Made	7 vs Fort Lewis Sept. 11, 2021
PAT Attempts	7 vs Fort Lewis Sept. 11, 2021



MEET THE TEXANS



D.J. HARRIS

LINEBACKER

JUNIOR // 6-0 // 220 // 3L

HOUSTON, TEXAS
LANGHAM CREEK HIGH SCHOOL

SOPHOMORE (2021):

Phil Steele FCS All-WAC First Team ... Led the team in total tackles (66) and solo tackles (35) ... In the WAC, had the fourth most tackles per game (7.3) and the sixth most total tackles ... Played in nine games, posting 7.0 tackles for loss (second-most on team), 1.5 sacks, a safety, one forced fumble, four quarterback hurries and a pass breakup ... Was named WAC Defensive Player of the Week for his performance against Fort Lewis on Sept. 11, a 54-7 Tarleton win, as he led the team in tackles with 13 (six solo), forcing a safety, recording 1.5 sacks, 3.0 tackles for a loss and three quarterback hurries ... Had 10+ tackles in each of his first three games.

SOPHOMORE (2020):

Led the team in solo tackles (33) and finished second with 69 total tackles ... Had the second most sacks (3.0-11) and the third most tackles for loss (7.0-20) ... One of three Texans with both a fumble recovery and a forced fumble ... Had three games with 10+ tackles ... Capped off the year with 14 tackles (nine solo), two sacks and three tackles for a loss ... Had 11 solo tackles at Dixie State on March 13, finishing with 12 total and 2.5 tackles for a loss ... Recovered a fumble vs. Dixie State on Feb. 27 and forced a fumble vs. Mississippi College on March 6.

FRESHMAN (2019):

Played in all 12 games as a true freshman ... Made 29 tackles, including 12 solo and 4.5 for a loss ... Also had 1.5 sacks and a pass breakup ... Helped Tarleton to its second straight undefeated regular season and Lone Star Conference Championship ... Part of the Tarleton defense that ranked No. 2 in the nation in team passing efficiency defense (91.64) and No. 10 in the nation in scoring defense (16.5) ... Had a season-high 10 tackles in the NCAA Division II playoffs against Texas A&M-Commerce on Nov. 23 ... Finished his freshman season with at least 0.5 tackle for a loss in each of the last four games ... Made his first career sack at Western New Mexico on Nov. 16.

LANGHAM CREEK HIGH SCHOOL:

Three-year letterman and team captain for head coach Todd Thompson ... Named first team all-district ... Newcomer of the Year ... Houston Chronical first team linebacker ... Academic Honor Roll ... Selected for the Bayou Bowl in 2019.

PERSONAL:

Is a 2019 graduate of Lanham Creek HS in Houston ... Son of Darrell and Evelyn Harris ... Has a brother, Deven ... Majoring in Business ... Born on Jan. 3 ... Full name is Darrell Oluwadamilola Wayne Harris Jr.

HARRIS' CAREER STATISTICS

YEAR	G	UA	A	TOT	TFL	YDS	DEFENSE						SCORING		
							SK	YDS	INT	YDS	PD	FF	FR	BLK	PTS
2019	12	12	17	29	4.5	22	1.5	14	0	0	1	0	0	0	0
2020	8	37	32	69	7	20	3	11	0	1	1	1	0	0	0
2021	9	35	31	66	5.5	22	1.5	11	0	0	1	1	0	0	2
TOTAL	29	84	80	164	17.0	64	6.0	36	0	0	3	2	1	0	2

HARRIS' SINGLE-GAME CAREER HIGHS

Tackles 13, twice, last vs Fort Lewis | Sept. 11, 2021
 Tackles for Loss 3.0, twice, last vs Fort Lewis | Sept. 11, 2021
 Sacks 2.0 vs East Central | April 01, 2021
 Forced Fumbles 1, twice, last at Stephen F. Austin | Sept. 4, 2021
 Fumble Recoveries 1 vs Dixie State | Feb. 27, 2021



KURT HATCH

OFFENSIVE LINE

R-FRESHMAN // 6-3 // 275 // RS

WEATHERFORD, TEXAS
WEATHERFORD HIGH SCHOOL

FRESHMAN (2021):

Member of the practice squad as a true freshman.

WEATHERFORD HIGH SCHOOL:

Was First Team All-District as an offensive tackle for two years ... Was First Team All-Parker County for two years ... Didn't allow a single sack his senior year ... Played three years of varsity football.

PERSONAL:

Is a 2021 graduate of Weatherford High School in Weatherford, Texas ... Son of Robert and Kerry ... Has two sisters, Holly and Emily ... Full name is Kurt Michael Hatch ... Majoring in kinesiology ... Born April 24.



BLAKE HAYNES

OFFENSIVE LINE

JUNIOR // 6-6 // 305 // 3L

MAYPEARL, TEXAS
MAYPEARL HIGH SCHOOL

SOPHOMORE (2021):

Second Team All-WAC ... Phil Steele FCS All-WAC Second Team ... Started all 11 games for Tarleton on the offensive line ... Part of an offensive line that allowed the tied-12th fewest total sacks in the FCS at 13 ... Part of an offensive line that allowed the tied-14th fewest sacks per game at 1.18, going for the 10th fewest amount of negative yardage at 77 ... In tackles for loss, the big men up front allowed the tied-14th fewest in the FCS at 49, the tied-18th fewest per game at 4.45.

SOPHOMORE (2020):

Played in seven games on the offensive line for the Texans ... The offensive line was charged with just five holding calls all season and allowed 1.38 sacks per game.

FRESHMAN (2019):

Played in 10 games for the Texans ... Part of the Tarleton offensive line that led the Texan offense to national rankings of No. 2 in total offense (531.7), No. 4 in scoring offense (45.0), No. 5 in passing efficiency (173.65), No. 12 in offensive first downs (279), No. 14 in tackles for loss allowed (4.67) and No. 22 for sacks allowed (1.17) ... LSC Champion.

MAYPEARL HIGH SCHOOL:

Three-year letterman at Maypearl HS.

PERSONAL:

Is a 2018 graduate of Maypearl HS ... Son of Rodney and Nancy Haynes ... Has a brother, Dalton, and a sister, Cara ... Majoring in Business Management ... Born on Oct. 14 ... Full name is Blake Allyn Haynes.



CHRIS HAYWOOD

DEFENSIVE LINE

R-FRESHMAN // 6-3 // 270 // RS

FOREMAN, ARKANSAS
FOREMAN HIGH SCHOOL

FRESHMAN (2021):

Member of the practice squad as a true freshman.

years of varsity football ... Also participated in four varsity years of track and field.

FOREMAN HIGH SCHOOL:

Was All-State three years and Class 2A All-District four years ... Had 331 total tackles across four years of varsity football, including 178.0 tackles for a loss ... Had 37 sacks in four years, 13 sacks his senior year, plus five forced fumbles ... Led the state in TFL as a freshman in a year his team won the state championship ... Played four

PERSONAL:

Is a 2021 graduate of Foreman High School in Foreman, Arkansas ... Won academic excellence awards (3.5 gpa or higher) four years and was a Chamber of Commerce Little River County Ambassador ... Son of James and Angie ... Has two sisters, Emeisha Fields and Shakesha Haywood ... Full name is Christopher Lee Haywood ... Majoring in biomed ... Born Oct. 8.



BLAKE HAYNES

MEET THE TEXANS



CODY HENDERSON

TIGHT END

JUNIOR // 6-0 // 230 // 11

**WEATHERFORD, TEXAS
WEATHERFORD HIGH SCHOOL**

SOPHOMORE (2021):

Academic All-WAC ... Played in all 11 games at tight end for Tarleton ... Had one catch for seven yards at Dixie State on Oct. 16.

SOPHOMORE (2020):

Played in one game for Tarleton, returning a kick 14 yards against Northeastern State on March 27.

REDSHIRT FRESHMAN (2019):

LSC Commissioner's Honor Roll ... Appeared in two games ... Rushed four times for 15 yards ... Had a season-high 12 yards against Midwestern State on Nov. 2 ... LSC Champion.

FRESHMAN (2018):

Redshirted as a true freshman for the Texans.

WEATHERFORD HIGH SCHOOL:

Lettered two years in football from head coach Billy Mathis ... Also lettered in baseball and track ... All-District First Team RB and LB ... United State Marines Distinguished Athlete ... Academic All-District ... Honorable Mention Academic All-State ... Over 200 career tackles, six forced fumbles, and five fumble recoveries ... Rushed for over 800 yards in four games with nine TDs.

PERSONAL:

Is a 2018 graduate of Weatherford HS ... Son of Shawn and Carolyn ... Has five siblings; Austin, Riley, Chelsea, Shawna, and Becca ... Majoring in mechanical engineering ... Born Nov. 3 ... Full name is Cody Patrick Henderson.

HENDERSON'S CAREER STATISTICS

YEAR	G	RUSHING					RECEIVING					SCORING			
		NO	YDS	TD	LG	AV/A	AV/G	REC	YDS	TD	LG	RC/G	AV/C	AV/G	PTS
2019	2	4	15	0	5	3.8	7.5	0	0	0	0	0.0	0.0	0.0	0
2020	1	0	0	0	0	0.0	0.0	0	0	0	0	0.0	0.0	0.0	0
2021	9	0	0	0	0	0.0	0.0	1	7	0	7	0.1	7.0	0.8	0
TOTAL	12	4	15	0	5	3.8	5.0	1	7	0	7	0.1	7.0	0.6	0

YEAR	G	KICK RETURNS					PUNT RETURNS					ALL-PURPOSE			
		KR	YDS	TD	LG	AV/R	AV/G	PR	YDS	TD	LG	AV/R	AV/G	TOT	AV/G
2019	2	0	0	0	0	0.0	0.0	0	0	0	0	0.0	0.0	15	7.5
2020	1	1	14	0	14	14.0	14.0	0	0	0	0	0.0	0.0	14	14.0
2021	9	1	0	0	0	0.0	0.0	0	0	0	0	0.0	0.0	7	0.8
TOTAL	12	2	14	0	14	7.0	1.2	0	0	0	0	0.0	0.0	36	3.0

HENDERSON'S SINGLE-GAME CAREER HIGHS

Rush Attempts 3 vs Midwestern State | Nov. 02, 2019
 Rush Yards 12 vs Midwestern State | Nov. 02, 2019
 Long Rush 5 vs Midwestern State | Nov. 02, 2019
 Receptions 1 at Dixie State | Oct. 16, 2021
 Receiving Yards 7 at Dixie State | Oct. 16, 2021



BLAINE HOOVER

DEFENSIVE LINE

SENIOR // 6-6 // 270 // TR

**BEDIAS, TEXAS
HUNTSVILLE HIGH SCHOOL // INCARNATE WORD**

INCARNATE WORD:

Played with Incarnate Word the last two years, appearing in 16 games, recording 47 total tackles (19 solo), 3.0 sacks and 4.5 tackles for loss ... Was Third Team Southland All-Conference in 2020 and an Southland All-Conference honorable mention in 2021 ... In 2021, had his best game against Nicholls, recording a season-high seven tackles, to go with a quarterback hurry ... Had his best game overall against SLU on March 20, 2021, where he had 2.5 sacks, eight total tackles ... Helped the Cardinals advanced to the second round of the 2021 FCS Playoffs where they narrowly lost to Sam Houston 49-42 after beating Stephen F. Austin 35-28 in the first round ... His Cardinals won the conference championship his final season.

TYLER JUNIOR COLLEGE:

Was a tight end for Tyler JC in 2019-20,

HUNTSVILLE HIGH SCHOOL:

Was Second Team All-District Tight End ... Had 20 catches for 367 yards ... Played four years of varsity football.

PERSONAL:

Is a 2017 graduate of Huntsville HS in Huntsville, Texas ... Son of Nicholas Richardson ... Has three brothers; Julious, Kadence and Brycen ... Full name is Blaine Ashton Hoover ... Nickname is Hoov ... Hometown is Bedias, Texas ... Earning his master's degree in Sports Management ... Born March 5.



ZECH HOPKINS

LINEBACKER

R-SENIOR // 6-1 // 225 // 11

**CUERO, TEXAS
CUERO HIGH SCHOOL // BLINN JC**

SENIOR (2021):

Only played in three games due to injury, recording four tackles, 0.5 TFL and a quarterback hurry ... Played in the first three games, posting a season-high two tackles against Southern Utah on Sept. 18.

SENIOR (2020):

Had his best game in the season opener with a season-high 10 tackles (five solo), 1.5 tackles for loss, and five quarterback hits against McNeese State on Feb. 13 ... Recorded one touchdown, 30 tackles (17 solo), 3.0 tackles for loss, a fumble recovery, one pass breakup and nine quarterback hits in eight games ... Returned a fumble 60 yards for a touchdown on the defense's first series against Mississippi College on March 6.

JUNIOR (2019):

Missed the entire season due to injury.

BLINN JUNIOR COLLEGE:

Spent three seasons at Blinn Junior College ... Played in 16 games over two seasons ... Totalled 68 tackles in his career, including 36 as a sophomore ... Had 7.5 career sacks, including six as a sophomore.

CUERO HIGH SCHOOL:

Lettered three years in football for head coach Travis Reeves ... All-area and all-district ... Also lettered in basketball and track.

PERSONAL:

Is a 2016 graduate of Cuero HS ... Majoring in psychology ... Born Jan. 20.

HOPKINS' CAREER STATISTICS

YEAR	G	UA	A	TOT	TFL	YDS	SK	DEFENSE					SCORING		
								YDS	INT	YDS	PD	FF	FR	BLK	PTS
2020	8	17	13	30	3.0	8	0.0	0	0	0	1	0	1	0	6
2021	3	2	2	4	0.5	2	0	0	0	0	0	0	0	0	0
TOTAL	11	19	15	34	3.5	10	0	0	0	0	1	0	1	0	6

HOPKINS' SINGLE-GAME CAREER HIGHS

Tackles 10 vs McNeese State | Feb. 13, 2021
 Tackles for a Loss 1.5 vs McNeese State | Feb. 13, 2021
 Fumble Recoveries 1 vs Mississippi College | Mar. 06, 2021
 Fumble Return Yards 60 vs Mississippi College | Mar. 06, 2021



SEGUN IJIYERA

DEFENSIVE LINE

SENIOR // 6-3 // 285 // TR

**CORINTH, TEXAS
LAKE DALLAS HIGH SCHOOL // HOUSTON BAPTIST**

HOUSTON BAPTIST:

Spent the last five years at Houston Baptist, playing in 28 games ... Was 2021 Southland Preseason All-Conference, ended up recording 29 total tackles (13 solo), 6.5 TFL, 2.5 sacks, a forced fumble, a blocked kick and a quarterback hurry in 10 games ... Had his best game at Northwestern State on Nov. 6, finishing with a season-high seven tackles, a tied-season high 2.0 TFL, a half-sack, and a blocked kick ... Forced a fumble at Nicholls on Oct. 2 ... In 2020, played in played in all four games, making seven tackles ... In 2019, appeared in 10 games, making 14 tackles, recording three quarterback hurries and a blocked kick ... Redshirted in 2018 after missing the season with an injury ... Played in four games as a true freshman in 2017.

LAKE DALLAS HIGH SCHOOL:

Played three years of varsity football ... Was All-District all three years, and All-Area as a junior ... As a senior, serviced as an offensive and defensive lineman, leading the team with nine tackles for loss, to go with 31 total tackles and a sack ... Also participated in track and field.

PERSONAL:

Is a 2017 graduate of Lake Dallas HS in Corinth, Texas ... On the Southland Conference Commissioner's Academic Honor Roll at Houston Baptist his last two years ... A 2016 Academic All-State Honorable Mention at Lake Dallas HS ... Son of Abiodun and Uwem ... Has two brothers, Olamide and Kehinde ... Full name is Olusegun Abiodun Ijiyera ... Preferred first name is Segun ... Nickname is Goon ... Hometown is Corinth, Texas ... Earning his master's degree in Management ... Born Jan. 19.

MEET THE TEXANS



MICHAEL IRONS
DEFENSIVE BACK
 SENIOR // 6-1 // 184 // TR
 MCGREGOR, TEXAS
 MCGREGOR HIGH SCHOOL // CORNELL

CORNELL:

Played three seasons at Cornell from 2018-21 (the 2020 season was canceled due to the COVID-19 pandemic) ... In 2021, was Second Team All-Ivy after recording 31 total tackles (26 solo), nine pass breakups, one sack, 2.5 TFL and a quarterback hurry in 10 games played ... His nine pass breakups led the team and were the tied-fourth most in the Ivy League ... Had four pass breakups alone against Colgate ... In 2019, started the team's first nine games, recording 16 tackles (12 solo), a fumble recovery, three pass breakups and 0.5 TFL ... Played in six games as a true freshman in 2018, registering four tackles.


MCGREGOR HIGH SCHOOL:

Two-time First Team All-District while playing defensive back, wide receiver and quarterback ... In those two seasons, posted 83 tackles, 11 pass

breakups and an interception on defense and accounted for 14 touchdowns as a senior on the offensive side of the ball en route to honorable mention all-state honors ... Played three years of varsity football ... Played four years of varsity basketball, a two-time district MVP and two-time team captain ... Participated in two years of varsity track, the state champion in the 4x1 and 4x2.

PERSONAL:

Is a 2018 graduate of McGregor HS in McGregor, Texas ... Graduated high school in the top 10 percent of his class ... Member of the National Honor Society ... Son of Marcus Irons and Lekeria Smith ... Has one brother, Marcus, and one sister, TC ... Full name is Michael Eugene Irons ... Nickname is Mike ... Hometown is McGregor, Texas ... Majoring in Business.



JAICORIOUS JOHNSON
DEFENSIVE LINE
 SENIOR // 6-2 // 260 // 1L
 OPELIKA, ALABAMA
 OPELIKA HIGH SCHOOL // ASA COLLEGE

SENIOR (2021):

Did not appear in a game during the season.

REDSHIRT SENIOR (2020):

Played in four games, recording four tackles.

SENIOR (2019):

Missed the entire season due to injury.

JUNIOR (2018):

Played in 10 games at defensive line for the Texans ... Part of Tarleton's first outright Lone Star Conference Championship ... Had 15 tackles,

1.5 tackles for a loss and three QB hurries ... Registered his first career tackle against Delta State on Aug. 30 ... Had a career-high six tackles against Eastern New Mexico on Oct. 6 ... Recorded a tackle in nine different games.

ASA COLLEGE:

Competed one year for ASA College ... Won a Sun City Bowl championship ... Defensive Player of the Year ... NJCAA All-American Second Team.

OPELIKA HIGH SCHOOL:

All-Area Second Team ... A-B Honor Roll.

JOHNSON'S CAREER STATISTICS

YEAR	G	UA	A	TOT	TFL	YDS	DEFENSE										PTS	
							SK	YDS	INT	YDS	BU	FF	FR	BLK	PTS			
2018	10	7	8	15	1.5	7	0.0	0	0	0	0	0	0	0	0	0	0	0
2020	4	1	3	4	0	0	0.0	0	0	0	0	0	0	0	0	0	0	0
TOTAL	14	8	11	19	1.5	7	0.0	0	0	0	0	0	0	0	0	0	0	0

JOHNSON'S SINGLE-GAME CAREER HIGHS

Tackles 6 vs Eastern New Mexico | Oct. 06, 2018
 Tackles for Loss 1.0 vs Azusa Pacific | Nov. 17, 2018



AUDLEY ISAACS JR.
LINEBACKER
 R-SENIOR // 6-1 // 225 // TR
 PHILADELPHIA, PENNSYLVANIA
 VALLEY FORGE MILITARY ACADEMY // TEMPLE

TEMPLE:

Played the last five seasons at Tempe ... Played in six games in 2021, recording two solo tackles ... Had his best season in 2020 in two games played, finishing with a fumble recovery and nine total tackles ... Had a team-high and career-high eight tackles against Memphis on Oct. 24, adding his fumble recovery ... Played in 13 games in 2019, earning 14 total tackles ... Made his collegiate debut against Buffalo on Sept. 8, 2018.

and 133 tackles his senior year ... Recorded 117 tackles, 11 TFLs, three sacks, and one forced fumble during his junior year, while scoring nine TDs on offense ... Led the team with 108 tackles and six sacks as a sophomore ... Played four years of varsity football, a two-time team captain ... Also played three years of varsity basketball and four years of varsity track, twice serving as team captain.

PERSONAL:

Is a 2017 graduate of Valley Forge Military Academy in Wayne, Pennsylvania ... Son of Audley Isaacs Sr. and Danielle Simmons ... Has two brothers, Josh and Markus, and one sister, Morgan ... Full name is Audley Alphanoso Isaacs Jr. ... Nickname is AJ ... Hometown in Philadelphia ... Majoring in Communications Studies ... Born Aug. 13.

VALLEY FORGE MILITARY ACADEMY:

Was Second Team All-State for the PIAA Division 2A and All-Southeastern Pennsylvania in 2016 at LB ... Was First Team All-Bicentennial Athletic League (BAL) at RB and LB ... Was the 2016 BAL Defensive Player of the Year ... Was the No. 42 ranked player in Pennsylvania in 2017 by 24/7 Composite ... Recorded 1,123 rushing yards



KEYLAN JOHNSON
WIDE RECEIVER
 R-FRESHMAN // 5-11 // 185 // RS
 MANSFIELD, TEXAS
 LAKE RIDGE HIGH SCHOOL

FRESHMAN (2021):

Played in two games, including the season finale vs. Central Arkansas ... Had one catch on the year, a 20-yard reception in the season finale.

FRESHMAN (2020):

Played in three games to begin his career at Tarleton, recovering a fumble vs. Dixie State on Feb. 27.

PERSONAL:

Is a 2020 graduate of Lake Ridge HS in Mansfield ... Son of B.J. and Gabby Johnson and Keisha and Bruce Hickerson ... Has three brothers - Austin, Brenden and Braxten - and two sisters, Keira and Braya ... Father, B.J., played football for the University of Texas and Denver Broncos ... Father, B.J., is among UT's top 10 in career receptions (152), receiving yards (2,389) and career touchdowns (16) ... Majoring in business ... Born June 24.

LAKE RIDGE HIGH SCHOOL:

Lettered two years in football ... Two-time all-district first team ... Academic all-district ... No. 13-ranked WR in the region ... Top-100 WR in Texas.

JOHNSON'S CAREER STATISTICS

YEAR	G	NO	YDS	RUSHING					RECEIVING					PTS	
				TD	LG	AV/A	AV/G	REC	YDS	TD	LG	RC/G	AV/C		AV/G
2021	2	0	0	0	0	0.0	0.0	1	20	0	20	0.5	20.0	10.0	0
TOTAL	2	0	0	0	0	0.0	0.0	1	20	0	20	0.5	20.0	10.0	0

JOHNSON'S SINGLE-GAME CAREER HIGHS

Receptions 1 vs Central Arkansas | Nov. 20, 2021
 Receiving Yards 20 vs Central Arkansas | Nov. 20, 2021



JAYLEN JACKSON
DEFENSIVE BACK
 R-FRESHMAN // 6-1 // 175 // RS
 HOUSTON, TEXAS
 LANGHAM CREEK HIGH SCHOOL

FRESHMAN (2021):

Played in one game, recording a tackle against Fort Lewis on Sept. 11.

FRESHMAN (2020):

Member of the practice squad as a true freshman.

LANGHAM CREEK HIGH SCHOOL:

Lettered two years in football ... All-District

First Team ... Also lettered one year in basketball ... Member of the A/B Honor Roll ... Selected to compete in the Bayou Bowl All-Star game.

PERSONAL:

Is a 2020 graduate of Langham Creek HS in Houston ... Son of Charles Jackson and Clemalita Jasmin ... Has two brothers, Jacoby and Donovan, and two sisters, Ashleigh and Jordyn ... Majoring in accounting ... Born Nov. 13.

MEET THE TEXANS



MALEEK JONES

DEFENSIVE BACK

R-FRESHMAN // 6-1 // 170 // RS

PORT ARTHUR, TEXAS
MEMORIAL HIGH SCHOOL

FRESHMAN (2021):

Member of the practice squad as a true freshman.

MEMORIAL HIGH SCHOOL:

Was First Team All-District Safety his senior year ... Had 45 tackles, 10 pass deflections, one interception and one touchdown ... Helped lead Memorial HS to its first undefeated regular season in school history in 2020, part of a defense that finished as the top-ranked unit in District 9-5A Division I ... Played three years of varsity football ... Also played three years of varsity basketball and

competed in track and field for one year ... Helped Port Arthur win the Class 5A state championship in basketball in 2018 ... Was ranked No. 4 in the state for High Jump and No. 3 in the state for Triple Jump.

PERSONAL:

Is a 2021 graduate of Memorial High School in Port Arthur, Texas ... Son of Joshua Jacobs and Angela Jones ... Has one brother, Khiry Walker, and one sister, Kaelen Wykoff ... Full name is Maleek Hezekiah Jones ... Nickname is The Freak ... Majoring in kinesiology ... Born Feb. 28.



PATRICK JONES

LINEBACKER

JUNIOR // 6-0 // 207 // TR

MEMPHIS, TENNESSEE
SUNNYVALE HIGH SCHOOL // HENDERSON STATE

HENDERSON STATE:

Was with Henderson State the last four years (2018-21, no season in 2020 due to the COVID-19 pandemic) ... Last season, had the tied-second most tackles on the team, 65, with the most solo tackles, 48, adding an interception, fumble recovery, two pass breakups and 1.5 TFL in 11 games ... Had 12 tackles and a fumble recovery against Harding on Oct. 16 ... Was Second Team All-Conference, plus Academic All-Conference ... In 2019, played and started in 11 games, finishing with 52 tackles (35 solo), 3.0 tackles for loss, two interceptions, two pass breakups and a fumble recovery ... Recorded his first career interception against NWOSU (Oct. 5) and returned it 36 yards for a touchdown ... Intercepted a pass and recovered a fumble against Southeastern Oklahoma (Oct. 26).

SUNNYVALE HIGH SCHOOL:

Had 96 tackles, one interception and seven touchdowns his senior year, earning All-District honors ... Played one year of varsity football ... Played four varsity sports in high school; football, baseball, basketball and track ... Was All-State in baseball, All-District in basketball, plus his basketball team's Co-Defensive MVP.

PERSONAL:

Is a 2018 graduate of Sunnyvale HS in Sunnyvale, Texas ... Son of Patrick Smith and Misty Adams ... Has one brother, Eric, and one sister, Halimah ... Nickname is Pat ... Hometown is Memphis, Tennessee ... Pursing his Master's in Accounting ... Earned his bachelor's degree in Accounting and Business Management ... Born May 30.



DERREL KELLEY III

RUNNING BACK

SOPHOMORE // 5-10 // 175 // 2L

ST. PETERSBURG, FLORIDA
LAKEWOOD HIGH SCHOOL

FRESHMAN (2021):

Scored the second most touchdowns on the team, with the tied-second most rushing touchdowns (three) and the tied-third most receiving touchdowns (two) ... Played in six games, including the last four of the season ... Posted 76 yards on 26 rushes, adding 74 yards on seven receptions ... Scored at least one touchdown in four of his last five games, including two rushing TDs against Lamar on Nov. 6, the same game he had a season-high 30 rushing yards ... Had a season-high 44 receiving yards on three catches at Abilene Christian on Nov. 12.

FRESHMAN (2020):

Was the No. 3 running back as a true freshman, rushing for 200 yards over 36 carries (5.6 per) and a touchdown over seven games ... Broke out a 50-yard run which led to his first career touchdown, a two-yard rush, against

Northeastern State on March 27 ... Had four games with 30+ rushing yards, also marking each time he had 5+ carries ... Did it all for the Texans in the season finale, earning 46 rushing yards on 13 carries, 26 receiving yards on two catches, and 43 kick return yards on two attempts.

LAKEWOOD HIGH SCHOOL:

Lettered three years in football ... Team MVP ... All-County Second Team ... Pinellas County All-Star ... Over 1,000 yards rushing ... Also lettered four years in track and field.

PERSONAL:

Is a 2020 graduate of Lakewood HS in St. Petersburg, FL ... Son of Derrel Kelley II and Buffie Shedrick ... Has two brothers, Desean and Derrian, and two sisters, Shakia and De'asia ... Majoring in Psychology ... Born Oct. 4.

KELLEY'S CAREER STATISTICS

YEAR	G	RUSHING							RECEIVING				SCORING		
		NO	YDS	TD	LG	AV/A	AV/G	REC	YDS	TD	LG	RC/G	AV/C	AV/G	PTS
2020	7	36	200	1	50	5.6	28.6	4	28	0	16	0.6	7.0	4.0	6
2021	6	26	76	3	22	2.9	12.7	7	74	2	37	1.2	10.6	12.3	30
TOTAL	13	62	276	4	50	4.5	21.2	11	102	2	37	0.8	9.3	7.8	36

YEAR	G	KICK RETURNS				PUNT RETURNS				ALL-PURPOSE				
		YDS	TD	LG	AV/R	AV/G	PR	YDS	TD	LG	AV/R	AV/G	TOT	AV/G
2020	7	2	43	0	23	21.5	6.1	0	0	0	0.0	0.0	271	38.7
2021	6	0	0	0	0	0.0	0.0	0	0	0	0.0	0.0	150	25.0
TOTAL	13	2	43	0	23	21.5	3.3	0	0	0	0.0	0.0	421	32.4

KELLEY'S SINGLE GAME CAREER HIGHS

Rush Attempts	13 vs East Central April 1, 2021
Rush Yards	60 vs McNeese State Feb. 13, 2021
Rush Touchdowns	2 vs Lamar Nov. 6, 2021
Receptions	3 at Abilene Christian Nov. 13, 2021
Receiving Yards	44 at Abilene Christian Nov. 13, 2021
Receiving Touchdowns	1 twice, last vs Central Arkansas Nov. 20, 2021
Kickoff Returns	2 vs East Central April 1, 2021
Kickoff Return Yards	43 vs East Central April 1, 2021



DERREL KELLEY III

MEET THE TEXANS



JOSH KEMP
DEFENSIVE BACK
 JUNIOR // 6-1 // 170 // 2L
 GAINESVILLE, TEXAS
 GAINESVILLE HIGH SCHOOL

SOPHOMORE (2021):
 Played in four games, totaling two tackles (0.5 TFL).

SOPHOMORE (2020):
 Played in all eight games ... One of four Texans with a forced fumble ... Involved in one of two blocked kicks by the Texans, blocking an FGA in the first quarter against East Central that led to a 68-yard touchdown return ... Had a career-high eight tackles (seven solo) and a forced fumble vs. Dixie State on Feb. 27 ... Finished with 26 tackles (13 solo), 1.0 tackle for loss, one FF, one pass breakup, one block.

REDSHIRT FRESHMAN (2019):
 Played in five games for the Texans ... Had his

KEMP'S CAREER STATISTICS

YEAR	G	DEFENSE													SCORING	
		UA	A	TOT	TFL	YDS	SK	YDS	INT	YDS	PD	FF	FR	BLK	PTS	
2019	5	1	1	2	0.0	0	0.0	0	0	0	0	0	0	0	1	0
2020	8	13	13	26	1.0	2	0.0	0	0	0	1	1	0	1	0	
2021	4	1	1	2	0.5	1	0	0	0	0	0	0	0	0	0	
TOTAL	17	15	15	30	1.5	3	0	0	0	0	1	1	0	2	0	

YEAR	G	KICK RETURNS					PUNT RETURNS				ALL-PURPOSE				
		KR	YDS	TD	LG	AV/R	AV/G	PR	YDS	TD	LG	AV/R	AV/G	TOT	AV/G
2019	5	0	0	0	0	0.0	0.0	1	18	0	18	18.0	3.6	18	3.6
2020	8	0	0	0	0	0.0	0.0	0	0	0	0	0.0	0	0.0	
2021	4	0	0	0	0	0.0	0.0	0	0	0	0	0.0	0	0.0	
TOTAL	17	0	0	0	0	0.0	0.0	1	18	0	18	18.0	1.4	18	1.1

KEMP'S SINGLE-GAME CAREER HIGHS

Tackles	8 vs Dixie State Feb. 27, 2021
Tackles for a Loss	1.0 vs East Central April 1, 2021
Forced Fumbles	1 vs Dixie State Feb. 27, 2021
Pass Breakups	1 vs New Mexico State Feb. 21, 2021
Blocked Kicks	1, two times
Punt Returns	1 vs Doane Sep. 14, 2019
Punt Return Yards	18 vs Doane Sep. 14, 2019




EMAN LAWOYE
DEFENSIVE BACK
 JUNIOR // 6-1 // 195 // TR
 LOS ANGELES, CALIFORNIA
 DEL SOL HIGH SCHOOL // GOLDEN WEST COLLEGE

GOLDEN WEST COLLEGE:
 Played at Golden West College in 2021, recording three interceptions, three pass breakups and 33 tackles ... Helped his team start 11-0 and advance to the SCFA regional final.

DEL SOL HIGH SCHOOL:
 Was Second Team All-State and Defensive Back

MVP ... Also competed in varsity basketball and varsity swim.
PERSONAL:
 Is a 2017 graduate of Del Sol HS in Las Vegas ... Son of Olubumi Lawoye and Tamika Adams ... Nickname is Mizz ... Hometown is Los Angeles ... Majoring in Criminal Justice ... Born Dec. 14.



JON-THOMAS LINNEAR
DEFENSIVE LINE
 FRESHMAN // 6-3 // 280 // HS
 FORT WORTH, TEXAS
 KELLER HIGH SCHOOL

KELLER HIGH SCHOOL:
 Played on both sides of the line in high school, forcing four fumbles at DT ... Played three years of varsity football.

PERSONAL:
 Son of Charles and Kim ... Has one brother, Shaun, and one sister, Elizabeth ... Nickname is Jt ... Hometown is Fort Worth, Texas ... Majoring in professional communications ... Born Nov. 4.



BRANDON MACHUCA
OFFENSIVE LINE
 SOPHOMORE // 6-3 // 300 // OL
 CORINTH, TEXAS
 LAKE DALLAS HIGH SCHOOL

FRESHMAN (2021):
 Played in one game, making his Texan debut on Nov. 6 vs. Lamar ... Part of an offensive line that allowed the tied-12th fewest total sacks in the FCS at 13 ... Part of an offensive line that allowed the tied-14th fewest sacks per game at 1.18, going for the 10th fewest amount of negative yardage at 77 ... In tackles for loss, the big men up front allowed the tied-14th fewest in the FCS at 49, the tied-18th fewest per game at 4.45.

LAKE DALLAS HIGH SCHOOL:
 Lettered one year at Lake Dallas after moving from El Paso to Corinth ... Named first team all-district and second team all-area ... Earned the LCSA Scholarship.

PERSONAL:
 Is a 2019 graduate of Lake Dallas HS ... Son of Jesus and Erica Machuca ... Has a brother, Jakob, and a sister, Ashley ... Majoring in Criminal Justice ... Born on July 21 ... Full name is Brandon Austin Machuca.



TRISTAN MCCLARY
WIDE RECEIVER
 R-FRESHMAN // 6-2 // 185 // RS
 DENTON, TEXAS
 RAY BRASWELL HIGH SCHOOL

FRESHMAN (2021):
 Was a quarterback on the practice squad as a true freshman.

RAY BRASWELL HIGH SCHOOL:
 Started at quarterback for one year and immediately shined, earning All-District, All-Area and All-Regional honors at QB ... Finished third in 6A in regular season passing yards, second in passing and rushing yards combined in Texas ... Threw for six touchdowns and 406 yards in his first start at QB ... Played two years of varsity football, scoring 10 touchdowns (eight rushing, two receiving) as a junior ... Also played one year of varsity baseball in which he was team captain.

PERSONAL:
 Is a 2021 graduate of Ray Braswell High School in Little Elm, Texas ... Hometown is Denton, Texas ... Son of Sean and Kelley ... Has two sisters, Brooklyn and Karryn ... Full name is Tristan Daniel McClary ... Nickname is T-Mac ... Majoring in kinesiology ... Born May 1.



RYAN MCDAVID
DEFENSIVE BACK
 R-FRESHMAN // 6-0 // 195 // TR
 FLOWER MOUND, TEXAS
 FLOWER MOUND HIGH SCHOOL // OUACHITA BAPTIST

OUACHITA BAPTIST:
 Member of the Ouachita Baptist Tigers in 2021 ... Did not appear in a game.

PERSONAL:
 Is a 2021 graduate of Flower Mound HS in Flower Mound, Texas ... Son of Chris and Adrien ... Has one sister, Megan ... Hometown is Flower Mound, Texas ... Majoring in Education ... Born Jan. 3.

MEET THE TEXANS



SHAWN MCFARLAND

TIGHT END

SENIOR // 6-3 // 253 // TR

**SELDEN, NEW YORK
CENTEREACH HIGH SCHOOL // NORFOLK STATE**

NORFOLK STATE:

Played for the Norfolk State Spartans two seasons, in 2021 and 2019 (they didn't have a 2020 season due to the COVID-19 pandemic) ... In 2019, was First Team All-MEAC at tight end, recording 15 catches for 169 yards and a touchdown in 12 games ... Scored his touchdown in his Spartan debut against Old Dominion ... Had a season-high 47 yards against Morgan State ... Also was a key blocker for the MEAC's No. 3 ranked rushing attack ... Made 12 tackles on special teams.

MONROE JUNIOR COLLEGE:

Played his first two collegiate years at Monroe in 2017-18 ... Was a JUCO All-American and First Team All-Northeast Football Conference ... Caught

10 passes for 117 yards and a touchdown his sophomore year ... Played in 14 total games.

CENTEREACH HIGH SCHOOL:

Was a two-time letter winner ... All-County his senior year ... Named the team MVP ... Also played one year of varsity basketball, named the team's MVP, and lacrosse.

PERSONAL:

Is a 2017 graduate of Centereach HS in Centereach, New York ... Son of Shawn and Erin ... Has two sisters, Kailey and Meghan ... Full name is Shawn Patrick McFarland ... Nickname is B88geman ... Hometown is Selden, New York ... Majoring in Business Management and Kinesiology ... Born Feb. 22.



DEJUAN MILLER

WIDE RECEIVER

SENIOR // 6-2 // 190 // TR

**BELLE GLADE, FLORIDA
GLADES CENTRAL HS // ARKANSAS-PINE BLUFF**

ARKANSAS-PINE BLUFF:

Played the last four years for the Arkansas-Pine Bluff Golden Lions, from 2018-21 ... In 2021, had 22 catches for 239 yards in nine games, going for a season-high 71 yards against Central Arkansas ... Also served as a punt returner in five of his nine games played ... Enjoyed his best season in 2019, recording 43 catches for 779 yards and seven touchdowns in 11 games, his team's second best receiver ... Across the SWAC, he had the seventh most receiving yards, the tied-seventh most receiving TDs, and the tied-eighth most receptions ... Had at least three catches in nine of 11 games played in 2019, with two 100+ yards performances ... Scored two touchdowns against Grambling State, part of a five-game stretch to end the season with at least one touchdown in each game ... In 2018, he was the SWAC Freshman of the Year, FCS Freshman All-American and BOXTOROW

All-American after leading his team with 56 receptions for 801 yards and six touchdowns ... Had career-highs in receptions (10) and receiving yards (142) and tied a career-high with two touchdowns at Grambling State ... In 2020, was Third Team Phil Steele Preseason All-SWAC.

GLADES CENTRAL HIGH SCHOOL:

Was his high school's Male Athlete of the Year his senior year.

PERSONAL:

Is a 2018 graduate of Glades Central HS in Belle Glade, Florida ... Son of Dean Miller and Angela Perkins ... Has two sisters, Jasmine and Daisha, and three brothers; Javin, DJ and Jordan ... Full name is DeJuan Antavious Miller ... Nickname is Dee ... Hometown is Belle Glade, Florida ... Majoring in Human Resource Management ... Born March 3.



CHARLIE MULLEN

KICKER

FRESHMAN // 6-4 // 220 // HS

**HOUSTON, TEXAS
LAMAR HIGH SCHOOL**

LAMAR HIGH SCHOOL:

First Team All-District Punter and First Team All-District TE ... Played three years of varsity football ... Also played one year of varsity baseball.

PERSONAL:

Is a 2022 graduate of Lamar HS in Houston, Texas ... Son of Chuck and Sue ... Has one brother, Patrick, and one sister, Tunie ... Full name is Charles Jack Mullen ... Goes by his nickname, Charlie ... Hometown is Houston, Texas ... Majoring in Business ... Born Oct. 22.



LES ODIMARA

DEFENSIVE BACK

R-FRESHMAN // 6-1 // 170 // RS

**HOUSTON, TEXAS
ARLINGTON HIGH SCHOOL**

FRESHMAN (2021):

Played in four games, recording two tackles ... Made his debut in Tarleton's season opener at Stephen F. Austin on Sept. 4 ... Made his first tackle vs. Fort Lewis on Sept. 11.

ARLINGTON HIGH SCHOOL:

Was named First Team All-District ... Had four interceptions, 12 pass breakups and 600 receiving yards ... Played three years of varsity football.

PERSONAL:

Is a 2021 graduate of Arlington High School in Arlington, Texas ... Also played two years of varsity basketball and participated in four years of varsity track ... Son of Charles Akomas and Lizzy Akomas ... Has one brother, Robert, and one sister, Kaitlyn ... Hometown is Houston, Texas ... Nickname is Odi ... Majoring in business ... Born March 14.

ODIMARA'S CAREER STATISTICS

YEAR	G	UA	A	TOT	TFL	YDS	DEFENSE							SCORING		
							SK	YDS	INT	YDS	PD	FF	FR	BLK	PTS	
2021	4	1	1	2	0	0	0	0	0	0	0	0	0	0	0	0
TOTAL	4	1	1	2	0	0	0	0	0	0	0	0	0	0	0	0

ODIMARA'S SINGLE-GAME CAREER HIGHS

Tackles 1, twice, last vs New Mexico Highlands | Sept. 25, 2021



BRANDON OLDHAM

LONG SNAPPER

SOPHOMORE // 6-1 // 225 // TR

**ARLINGTON, TEXAS
LEGACY HIGH SCHOOL // NORTH TEXAS**

NORTH TEXAS:

Member of the North Texas Mean Green for three years (2019-21) ... Did not appear in a game.

field team, as well as a year on the varsity bowling team ... Went to state for bowling.

PERSONAL:

Is a 2019 graduate of Legacy HS in Mansfield, Texas ... Academic All-State ... Son of Turman Oldham and Lorrie Stockton ... Has one sister, Megan ... Full name is Brandon Wayne Oldham ... Hometown is Arlington, Texas ... Majoring in Kinesiology ... Born Feb. 23.

LEGACY HIGH SCHOOL:

Was his school's Special Teams Player of the Year ... Made playoffs every year he was on varsity, plus had an undefeated 10-0 season as a freshman ... Played three years of varsity football ... Also competed a year on the varsity track and



MALIK PETE

OFFENSIVE LINE

SOPHOMORE // 6-6 // 320 // TR

**OKLAHOMA CITY, OKLAHOMA
NORTHEAST ACADEMY // SW OKLAHOMA STATE**

SOUTHWESTERN OKLAHOMA STATE:

Member of Southwestern Oklahoma State the last three years (2019-21), appearing in eight games on the offensive line last season.

PERSONAL:

Is a 2019 graduate of Northeast Academy in Oklahoma City, Oklahoma ... Son of Scottie Pete and Stacy Coburn ... Full name is Malik Darvone Pete ... Nickname is Well Respected ... Hometown is Oklahoma City, Oklahoma ... Majoring in Kinesiology ... Born Oct. 3.

NORTHEAST ACADEMY:

Played four years of varsity football ... Also played varsity basketball.



MEET THE TEXANS



JEREMY PHELPS
OFFENSIVE LINE
 SOPHOMORE // 6-3 // 275 // 1L
 TROPHY CLUB, TEXAS
 BYRON NELSON HIGH SCHOOL

FRESHMAN (2021):

Played in five games, including the first four of the season ... Part of an offensive line that allowed the tied-12th fewest total sacks in the FCS at 13 ... Part of an offensive line that allowed the tied-14th fewest sacks per game at 1.18, going for the 10th fewest amount of negative yardage at 77 ... In tackles for loss, the big men up front allowed the tied-14th fewest in the FCS at 49, the tied-18th fewest per game at 4.45.

REDSHIRT FRESHMAN (2020):

Played three games, making his Tarleton debut on Feb. 21 at New Mexico State.

FRESHMAN (2019):


Redshirted as a true freshman.

BYRON NELSON HIGH SCHOOL:

Lettered all four years for Byron Nelson HS in Trophy Club ... Named all-district three times and all-state honorable mention.

PERSONAL:

Is a 2019 graduate of Byron Nelson HS ... Majoring in Kinesiology ... Born on Sept. 21.



ROBERT RIOS
DEFENSIVE LINE
 R-FRESHMAN // 6-4 // 315 // RS
 KILLEEN, TEXAS
 SHOEMAKER HIGH SCHOOL

FRESHMAN (2021):

Played in three games on the offensive line, all in September ... Part of an offensive line that allowed the tied-12th fewest total sacks in the FCS at 13 ... Part of an offensive line that allowed the tied-14th fewest sacks per game at 1.18, going for the 10th fewest amount of negative yardage at 77 ... In tackles for loss, the big men up front allowed the tied-14th fewest in the FCS at 49, the tied-18th fewest per game at 4.45.

FRESHMAN (2020):

Played in one game as a true freshman,

making his Tarleton debut against Northeastern State on March 27.

SHOEMAKER HIGH SCHOOL:

Lettered two years in football ... A/B Honor Roll.

PERSONAL:

Is a 2020 graduate of Shoemaker HS in Killeen ... Son of Roberto Rios-Valle and Alexandria Miller ... Has a brother, Jordan, and two sisters, Elizabeth and Yolanda ... Majoring in sports management ... Born Jan. 9.



CORBIN POSTON
KICKER
 FRESHMAN // 6-0 // 185 // HS
 STEPHENVILLE, TEXAS
 STEPHENVILLE HIGH SCHOOL

STEPHENVILLE HIGH SCHOOL:

Did not miss a field goal as a senior, going 14-of-14, with a career-long make of 46 yards ... Made 85-of-86 extra points his senior year ... Was No. 4 in the nation for kicking points ... First Team All Central Texas Kicker ... First Team All-State Kicker Padilla Poll ... First Team Big Country Preps Kicker ... District 5-4A First Team Kicker ... District 5-4A First Team Linebacker ... Texas Sports Writer's Association Class 4A All-State Second Team ... Helped the Stephenville High School Yellow Jackets go 16-0 and win the state championship his senior

year ... Played in the 2022 FCA All-Star Game, making both kicks ... Also played two years of varsity baseball.

PERSONAL:

Is a 2022 graduate of Stephenville HS in Stephenville, Texas ... Was Academic All-State and Academic All-District ... Member of the National Honor Society ... Son of Jason Poston and Sheila Lambert ... Has two brothers, Payton and Jacob ... Full name is Corbin Avery Poston ... Nickname is Po ... Majoring in Construction Science ... Born May 7.



MAKODY ROBERTSON
DEFENSIVE LINE
 JUNIOR // 6-3 // 315 // 2L
 PFLUGERVILLE, TEXAS
 HENDRICKSON HIGH SCHOOL // MESA JC

SOPHOMORE (2021):

Academic All-WAC ... Played in all 11 games, recording 26 tackles, two tackles for loss, and a quarterback hurry ... Had a season-high five tackles at Dixie State on Oct. 16 ... Recorded a half-TFL in four different games, including the first two of the season.

SOPHOMORE (2020):

Made his Tarleton debut against New Mexico State on Feb. 21, recording his first sack ... Played in six games, finishing with 15 tackles (six solo), 3.0 tackles for loss, one sack and two quarterback hits.

MESA JUNIOR COLLEGE:


Played in eight games as a freshman ... Totaled 23.0 tackles and 2.5 sacks ... Helped his team to a Patriotic Bowl championship ... Member of the Dean's List.

HENDRICKSON HIGH SCHOOL:

Lettered three years in football for head coach Chip Killian ... Two-time All-District ... Also lettered in basketball and track and field.

PERSONAL:

Is a 2019 graduate of Hendrickson HS ... Son of Skody Robertson and Michelle Sias ... Has a brother, Skody Jr. ... Born March 22.



GARRETT RICHARD
LINEBACKER
 FRESHMAN // 5-10 // 225 // HS
 BEAUMONT, TEXAS
 WEST BROOK HIGH SCHOOL

WEST BROOK HIGH SCHOOL:

Twice was named Second Team All-District ... Had two interceptions and 90 total tackles ... Academic All-District ... Played three years of varsity football, captain of the defense ... Also played four years of varsity baseball, where he was twice Second Team All-District and Academic All-District.

PERSONAL:

Is a 2022 graduate of West Brook HS in Beaumont, Texas ... Son of Elton and Erica ... Has one brother, Lucas ... Full name is Garrett James Richard ... Hometown is Beaumont, Texas ... Majoring in Economics ... Born Sept. 15.

ROBERTSON'S CAREER STATISTICS

YEAR	G	UA	A	TOT	TFL	YDS	DEFENSE										PTS
							SK	YDS	INT	YDS	BU	FF	FR	BLK			
2020	6	6	9	15	3.0	8	1.0	4	0	0	0	0	0	0	0	0	0
2021	11	8	18	26	1.5	4	0	0	0	0	0	0	0	0	0	0	
TOTAL	17	14	27	41	4.5	12	1.0	4	0	0	0	0	0	0	0	0	

ROBERTSON'S SINGLE-GAME CAREER HIGHS

Tackles 5 at Dixie State | Oct. 16, 2021
 Tackles for a Loss 1.5 vs Northeastern State | Mar. 27, 2021
 Sacks 1.0 vs McNeese State | Feb. 13, 2021



DEANGELO ROSEMOND
RUNNING BACK
 R-FRESHMAN // 5-8 // 175 // RS
 SAN ANTONIO, TEXAS
 EAST CENTRAL HIGH SCHOOL

FRESHMAN (2021):

Participated at the beginning of camp.

FRESHMAN (2020):

Played in four games as a true freshman, rushing for 109 yards and a touchdown on 29 carries (3.8 yards per) ... Made his collegiate debut Feb. 21 at New Mexico State, rushing 14 times for 49 yards, including a 4-yard TD run in the third quarter ... Rushed for a career-high 50 yards on nine carries (5.6 per) against Northeastern State on March 27.

EAST CENTRAL HIGH SCHOOL:

Lettered three years in football and was a team captain for head coach Joe Hubbard ... Three-time all-district, including first-team selection as a senior ... Also lettered three years in basketball and two in track and field as a three-sport athlete ... Perfect attendance award winner.

PERSONAL:

Is a 2020 graduate of East Central HS in San Antonio, Texas ... Son of Eric and Rita ... Has a brother, Marius, and two sisters, Erica and Nikki ... Majoring in Kinesiology ... Born Sept. 12.

MEET THE TEXANS



RAUL SANDOVAL III

OFFENSIVE LINE

SENIOR // 6-0 // 295 // TR

GRANBURY, TEXAS
GRANBURY HIGH SCHOOL // CISCO COLLEGE

CISCO COLLEGE:

Played at Cisco College two years on the offensive line ... Was on the dean's list.

GRANBURY HIGH SCHOOL:

Played one year of varsity football ... Also competed in varsity track and field ... Was All-State and All-District in powerlifting.

PERSONAL:

Is a 2018 graduate of Granbury HS in Granbury, Texas ... Married to Keyla ... Son of Raul and Blanca ... Has one brother, Raphael, and four sisters; Bianca, Vanessa, Viviana and Valeria ... Hometown is Granbury, Texas ... Majoring in Civil Engineering ... Born Feb. 12.



MARCO SIDERMAN

QUARTERBACK

SOPHOMORE // 6-2 // 215 // TR

WESTLAKE VILLAGE, CALIFORNIA
WESTLAKE HIGH SCHOOL // HOLY CROSS

HOLY CROSS:

Played with the Holy Cross Crusaders the last two seasons ... In 2021, played in 13 games at quarterback, completing 88-of-134 (.657) passes for 1,040 yards, eight touchdowns and four interceptions ... Appeared in one game in the Crusaders' shortened 2020 spring campaign ... Part of two Patriot League championships.

WESTLAKE HIGH SCHOOL:

Named the Most Valuable Player of the Marmonte League ... First Team All-Conference selection after setting a school single-season record for most total yards as a senior, throwing

for 3,502 yards and 27 touchdowns while rushing for 426 yards and 11 scores ... Set school single-game records with 509 passing yards and seven touchdown passes against Newbury Park in 2019 ... Played three years of varsity football.

PERSONAL:

Is a 2020 graduate of Westlake HS in Westlake Village, California ... Son of Sergio and Laura ... Has one brother, Mateo, and one sister, Siena ... His brother, Mateo, is also on the Texan football team ... Full name is Marco Tomas Siderman ... Hometown is Westlake Village, California ... Majoring in Criminal Justice ... Born April 2.



MATEO SIDERMAN

WIDE RECEIVER

FRESHMAN // 6-1 // 180 // HS

WESTLAKE VILLAGE, CALIFORNIA
WESTLAKE HIGH SCHOOL

WESTLAKE HIGH SCHOOL:

First Team All-Conference WR ... Played three years of varsity football.

PERSONAL:

Is a 2022 graduate of Westlake HS in Westlake Village, California ... Son of Sergio and Laura ...

Has one brother, Marco, and one sister, Siena ... His brother, Marco, is also on the Texan football team ... Full name is Mateo Andres Siderman ... Nickname is Spiderman ... Hometown is Westlake Village, California ... Majoring in Business ... Born March 4.



BLAKE SMITH

DEFENSIVE BACK

R-FRESHMAN // 5-11 // 175 // RS

HOUSTON, TEXAS
DAWSON HIGH SCHOOL

FRESHMAN (2021):

Played in two games as a freshman, making his Tarleton debut vs. Southern Utah on Sept. 18 ... Recorded his first tackle against New Mexico Highlands on Sept. 25.

DAWSON HIGH SCHOOL:

Was named First Team All-District three times at safety ... Owns the most interceptions in school history ... Started three years on varsity, a captain

for two years ... Also played two years of varsity baseball and participated in varsity track for a year.

PERSONAL:

Is a 2021 graduate of Dawson High School in Pearland, Texas ... Named to the honor roll ... Hometown is Houston ... Son of Brian and Sherrell ... Has one brother, Brian II ... Full name is Blake Christopher Smith ... Majoring in engineering ... Born Feb. 7.

SMITH'S CAREER STATISTICS

YEAR	G	UA	A	TOT	TFL	YDS	DEFENSE							SCORING			
							SK	YDS	INT	YDS	PD	FF	FR	BLK	PTS		
2021	2	1	0	1	0	0	0	0	0	0	0	0	0	0	0	0	0
TOTAL	2	1	0	1	0	0	0	0	0	0	0	0	0	0	0	0	0

SMITH'S SINGLE-GAME CAREER HIGHS

Tackles 1 vs New Mexico Highlands | Sept. 25, 2021



GARRETT SMITH

OFFENSIVE LINE

R-FRESHMAN // 6-4 // 265 // RS

NORTH RICHLAND HILLS, TEXAS
RICHLAND HIGH SCHOOL // DRAKE

FRESHMAN (2021):

Member of the practice squad.

REDSHIRT FRESHMAN (2020):

Member of the practice squad.

DRAKE:

Redshirted as a true freshman.

RICHLAND HIGH SCHOOL:

Lettered two years in football ... 2017 region champions ... all-district ... Also lettered two years in baseball.

PERSONAL:

Is a 2019 graduate of Richland HS ... Son of Daniel Smith and Toni Pavelski ... Has a brother, Brixon, and a sister, Sawyer ... Majoring in construction science ... Born May 1.



HUNTER SMITH

OFFENSIVE LINE

R-FRESHMAN // 6-5 // 300 // RS

ROCKWALL, TEXAS
ROCKWALL-HEATH HIGH SCHOOL

FRESHMAN (2021):

Played in two games as a true freshman, debuting vs. New Mexico Highlands on Sept. 25 ... Part of an offensive line that allowed the tied-12th fewest total sacks in the FCS at 13 ... Part of an offensive line that allowed the tied-14th fewest sacks per game at 1.18, going for the 10th fewest amount of negative yardage at 77 ... In tackles for loss, the big men up front allowed the tied-14th fewest in the FCS at 49, the tied-18th fewest per game at 4.45.

ROCKWALL-HEATH HIGH SCHOOL:

Was First Team All-State in 2019 on the

offensive line ... Was Third Team All-State and named First Team All-District three times ... Played three years of varsity football, named a team captain his last two years ... Was a two-star prospect by Rivals.com.

PERSONAL:

Is a 2021 graduate of Rockwall-Heath High School in Rockwall, Texas ... Son of David and Kristel ... Has one brother, Tanner, and two sisters, Reagan and Madison ... Full name is Hunter Beau Smith ... Nickname is Big Country ... Majoring in kinesiology ... Born Sept. 19.

MEET THE TEXANS



JADEN SMITH
WIDE RECEIVER
JUNIOR // 6-6 // 210 // TR
FORT WORTH, TEXAS
KENNEDALE HIGH SCHOOL // MONTANA STATE

MONTANA STATE:

Member of the Montana State Bobcats from 2019-21 ... In 2021, played in 11 games, recording 12 receptions for 126 yards ... Had his best game against Northern Colorado on Oct. 2, 2021, going for a career-high 75 receiving yards on a career-high four catches. ... Helped Montana State to their FCS Championship Game run, finishing as national runner-ups, falling just short against North Dakota State ... Played in five games as a true freshman in 2019, hauling in a 47-yard touchdown against Southern Utah on Nov. 2 to make it a 21-0 game.

KENNEDALE HIGH SCHOOL:

Played on a Kennedale team that won 2016, 2017 and 2018 District titles. ... The 2017 team played for state championship ... Was First Team All-District in 2017 and 2018 ... Was a basketball standout, the 2017 District Sixth Man of the Year and 2018 District Defensive Player of the Year.

PERSONAL:

Is a 2019 graduate of Kennedale HS in Kennedale, Texas ... Has a sister, Jade, and three brothers; Jarron, Jarrod and Jaylen ... Full name is Jaden Awyawn Smith ... Nickname is Smitty ... Hometown is Fort Worth, Texas ... Majoring in Kinesiology ... Born Dec. 13.



COURTLAND STEPHENS
DEFENSIVE BACK
R-FRESHMAN // 6-0 // 185 // RS
SAN ANTONIO, TEXAS
MACARTHUR HIGH SCHOOL

FRESHMAN (2021):

Member of the practice squad as a true freshman.


MACARTHUR HIGH SCHOOL:

Named Defensive MVP as a senior and junior ... Named First Team All-District his senior year ... Played in the San Antonio Sports All-Star Game in January 2021 ... Had 77 tackles (35 solo), eight

tackles for a loss, one sack and two forced fumbles his junior year ... Lettered three years in football.

PERSONAL:

Is a 2021 graduate of MacArthur High School in San Antonio, Texas ... Son of Thaftney ... Has one sister, T'Asia ... Majoring in computer science ... Born July 14.



DEVIN STERLING
LINEBACKER
SOPHOMORE // 6-2 // 235 // 2L
SUNNYVALE, TEXAS
SUNNYVALE HIGH SCHOOL

FRESHMAN (2021):

Played in eight games, recording 16 tackles (10 solo), 2.5 tackles for loss ... Was the WAC Defensive Player of the Week for his nine-tackle, 1.5-TFL night against Lamar on Nov. 6 in the Texans' 42-21 win.

FRESHMAN (2020):

Played in five games as a true freshman, making his debut on Feb. 21 at New Mexico State.

SUNNYVALE HIGH SCHOOL:

Lettered three years in football and was a two-time team captain for head coach John Settle ... Led his team to the 2019 4A 7-on-7 championship

... Back-to-back district and region champions in 2018-19 ... Member of the National Honor Society ... A/B Honor Roll ... Named a top-20 LB in Texas by Nike ... Spark score of 97 ... Two-time district defensive MVP ... Two-time All-State first team ... Also lettered four years in basketball, three years in track and two years in powerlifting as a four-sport athlete.

PERSONAL:

Is a 2020 graduate of Sunnyvale HS ... Son of Ronald Jr. and Suzana ... Has two brothers, Ronald III and Jaylon ... Third-generation Division I football player ... Majoring in construction management ... Born June 12.

STERLING'S CAREER STATISTICS

YEAR	DEFENSE											SCORING			
	G	UA	A	TOT	TFL	YDS	SK	YDS	INT	YDS	PD	FF	FR	BLK	PTS
2020	5	0	0	0	0	0	0	0	0	0	0	0	0	0	0
2021	8	10	6	16	3	5	0	0	0	0	0	0	0	0	0
TOTAL	13	10	6	16	1.0	5	0	0	0	0	0	0	0	0	0

STERLING'S SINGLE-GAME CAREER HIGHS

Tackles 9 vs Lamar | Nov. 6, 2021
 Tackles for Loss 1.5 vs Lamar | Nov. 6, 2021



ZACH STRONG
LINEBACKER
SOPHOMORE // 6-5 // 215 // 2L
BROWNWOOD, TEXAS
BROWNWOOD HIGH SCHOOL

FRESHMAN (2021):

Phil Steele FCS All-WAC Fourth Team ... Academic All-WAC ... Had the fifth most tackles on the team at 46 (24 solo), with a sack, four tackles for loss, four quarterback hurries and two pass breakups in nine games ... Recorded his sack vs. Fort Lewis on Sept. 11 ... Posted a career-high nine tackles against the No. 1 team in the nation, Sam Houston, on Oct. 30 ... Made at least one tackle in each of his nine games played, posting 5+ tackles five times.

FRESHMAN (2020):

Played in six games as a true freshman, recording 11 tackles (five solo) and 2.5 sacks ... Talled his first career tackle on March 6 vs. Mississippi College ... Earned his first career sack on March 20 vs. Midwestern State, a game in which he had 1.5 sacks ... Had a season-high five tackles, including a sack, vs. East Central on April 1.

BROWNWOOD HIGH SCHOOL:

Lettered two years in football and was a team captain for head coach Sammy Burnett ... Led his team to an area championship in 2019 with a 13-3 record ... All-District WR First Team ... All-State DB ... Big Country Preps True Grit Team ... Big Country Preps Superteam First Team ... Had 60 tackles, four interceptions, seven pass deflections, one forced fumble and two touchdowns as a senior ... Also lettered three years in basketball, four years in soccer and one year in track as a four-sport athlete ... Scored over 1,400 points in basketball career ... Two-time basketball district MVP ... Football FCA All-Star.

PERSONAL:


Is a 2020 graduate of Brownwood HS ... Son of Mike and Kim ... Has a sister, Ashley ... Majoring in biomedical science ... Born Jan. 14.

STRONG'S CAREER STATISTICS

YEAR	DEFENSE											SCORING			
	G	UA	A	TOT	TFL	YDS	SK	YDS	INT	YDS	PD	FF	FR	BLK	PTS
2020	6	5	6	11	2.5	12	2.5	12	0	0	0	0	0	0	0
2021	9	24	22	46	3	9	1	5	0	2	0	0	0	0	0
TOTAL	15	29	28	57	5.5	21	3.5	17	0	2	0	0	0	0	

STRONG'S SINGLE-GAME CAREER HIGHS

Tackles 9 vs Sam Houston | Oct. 30, 2021
 Tackles for a Loss 1.5, twice, last vs Southern Utah | Sept. 18, 2021
 Sacks 1.5 vs Midwestern State | Mar. 20, 2021



KYLE TAYLOR
LINEBACKER
R-FRESHMAN // 6-1 // 225 // RS
THE COLONY, TEXAS
THE COLONY HIGH SCHOOL

FRESHMAN (2021):

Member of the practice squad as a true freshman.

three years of varsity football ... Co-captain his senior year.

THE COLONY HIGH SCHOOL:

Team Most Valuable Player and Defensive Player of the Year his senior year ... First Team All-District as a linebacker, the Defensive Player of the Year runner-up ... Had 79 tackles, four sacks and an interception in eight games ... Team Defensive Player of the Year, conference Defensive Player of the Year runner-up and Academic All-State his junior year ... Had 151 tackles, 20 sacks, 28 tackles for loss, 38 quarterback hurries and two pass breakups ... First Team All-District and All-District Academic First Team as a sophomore ... Played

PERSONAL:

Is a 2021 graduate of The Colony High School in The Colony, Texas ... Was a three-year letterman for baseball ... Spent his junior year at John Paul II High School ... Son of Anthony Taylor and Rose Haynes-Taylor ... Has one sister, Ryleigh ... Has three professional athletes in the family - Bobby Taylor of the Philadelphia Eagles and Seattle Seahawks, Jordan Evans of the Cincinnati Bengals, Trey Burke of the Dallas Mavericks ... Full name is Kyle Anthony Taylor ... Nickname is KT ... Majoring in business ... Born Aug. 12.



SETH TERRY
LINEBACKER
R-FRESHMAN // 6-3 // 215 // HS
FORT WORTH, TEXAS
LIBERTY CHRISTIAN SCHOOL

LIBERTY CHRISTIAN SCHOOL:

Was Second Team All-District LB his junior year

PERSONAL:

Is a 2021 graduate of Liberty Christian School in Argyle, Texas ... Full name is Seth Thomas Terry ... Hometown is Fort Worth, Texas ... Majoring in Mechanical Engineer Technology ... Born June 20.

MEET THE TEXANS



TODD TILLIS

DEFENSIVE LINE

SOPHOMORE // 6-3 // 240 // 1L

RED OAK, TEXAS
RED OAK HIGH SCHOOL

FRESHMAN (2021):

Played in all 11 games, finishing with nine tackles, 1.5 tackles for loss, a blocked kick, three quarterback hurries and a pass breakup ... Had a season-high five tackles in Tarleton's season opener at Stephen F. Austin on Sept. 4, also earning a tackle for loss ... Blocked a 26-yard field goal attempt by New Mexico Highlands on Sept. 25.

FRESHMAN (2020):

Made his Texan debut on March 27 against Northeastern State.

RED OAK HIGH SCHOOL:

Lettered three years in football and was a team captain for head coach Chris Ross ... Led his team to a district championship and an 11-2 record in 2019 ... All-District First Team DE ... Academic All-State Second Team ... Graduated top-10 percent ... Boasted 3.0 sacks in the district championship game.

PERSONAL:

Is a 2020 graduate of Red Oak HS ... Son of John II and Tish ... Has a brother, Sam, and three sisters; Paige, Alison and Suellen ... Majoring in sports management ... Born May 3.

TILLIS' CAREER STATISTICS

YEAR	G	DEFENSE											SCORING		
		UA	A	TOT	TFL	YDS	SK	YDS	INT	YDS	PD	FF	FR	BLK	PTS
2020	1	0	0	0	0	0	0	0	0	0	0	0	0	0	0
2021	11	3	6	9	1.5	4	0	0	0	1	0	0	0	0	
TOTAL	12	3	6	9	1.5	4	0	0	0	1	0	0	0	0	

TILLIS' SINGLE-GAME CAREER HIGHS

Tackles 5 at Stephen F. Austin | Sept. 4, 2021
Tackles for Loss 1.0 at Stephen F. Austin | Sept. 4, 2021



BRANDON TOLVERT

DEFENSIVE LINE

SOPHOMORE // 6-1 // 295 // 1L

COLUMBUS, GEORGIA
NEWNAN HIGH SCHOOL

FRESHMAN (2021):

Played in five games as a true freshman, recording 11 total tackles, 0.5 TFL and two quarterback hurries ... Had his best game at Abilene Christian on Nov. 13, where he posted a season-high seven tackles and his 0.5 TFL ... Made his Texan debut on Oct. 16 at Dixie State ... Played in Tarleton's last five games of the season.

NEWNAN HIGH SCHOOL:

Was 2-7A Region Defensive Player of the Year and First Team All-State ... Had 42 tackles, including 12 for a loss, and six sacks as a senior ...

PERSONAL:

Is a 2021 graduate of Newnan High School in Newnan, Georgia ... Son of Shavekia Layfield ... Hometown is Columbus, Georgia ... Nickname is Bino ... Majoring in agribusiness ... Born Feb. 17.

TOLVERT'S CAREER STATISTICS

YEAR	G	DEFENSE											SCORING	
		UA	A	TOT	TFL	YDS	SK	YDS	INT	YDS	PD	FF	FR	BLK
2021	5	4	7	11	0.5	2	0	0	0	0	0	0	0	0
TOTAL	5	4	7	11	0.5	2	0	0	0	0	0	0	0	0

TOLVERT'S SINGLE-GAME CAREER HIGHS

Tackles 7 at Abilene Christian | Nov. 13, 2021
Tackles for Loss 0.5 at Abilene Christian | Nov. 13, 2021



CHIKA UGOH

LINEBACKER

FRESHMAN // 6-3 // 230 // HS

FRISCO, TEXAS
LIBERTY HIGH SCHOOL

LIBERTY HIGH SCHOOL:

First Team All-District DE in 5A II District 7 ... All-State honorable mention by TSWA ... Had 52 tackles, 8.0 TFLs and six sacks his senior season ... Had 1.5 sacks, 2 TFLs in the first round of the playoffs ... Part of the 5A II District 7 championship team in 2021, with a record of 10-2 ... Started three years of varsity football ... Also competed in shotput for the track and field team.

PERSONAL:

Is a 2022 graduate of Liberty HS in Frisco, Texas ... Son of Ike and Joy ... Has one brother, Prince ... His brother is a linebacker at Baylor ... His cousin, Osi Umenyiora, played 11 years in the 11, nine with the New York Giants and two with the Atlanta Falcons ... Full name is Chika David Ugo ... Nickname is Dimes ... Hometown is Frisco, Texas ... Majoring in Kinesiology ... Born Jan. 9.



PRINCE UMANMIELEN

DEFENSIVE LINE

JUNIOR // 6-7 // 270 // 1L

MANOR, TEXAS
MANOR HIGH SCHOOL

SOPHOMORE (2021):

Played in eight games, recording 20 tackles (eight solo), 1.5 sacks, two tackles for loss, a blocked kick and a quarterback hurry ... Earned his first sack of the season vs. New Mexico Highlands on Sept. 25 ... Had a season-high six tackles on Oct. 2 at Eastern Kentucky.

SOPHOMORE (2020):

Played in three games, making his Tarleton debut at New Mexico State on Feb. 21 ... Had 3+ tackles in each of his three games ... Finished with 13 total tackles (three solo) ... Recorded a career-high seven tackles (three solo) against Mississippi College on March 6.

FRESHMAN (2018):

Redshirted as a true freshman for the Texans.

MANOR HIGH SCHOOL:

Lettered one season in football for head coach Jimmy Mitchell ... Also lettered in basketball and tennis ... Earned multiple awards in his three sports, including two All-District first team honors, Most Improved, Defensive MVP, and Mr. Mustang ... Played five years of select basketball for the Bulldawgz.

PERSONAL:

Is a 2018 graduate of Manor HS ... Son of Austin and Martina ... Has three brothers: Princely, Princewill, and Princeton ... Majoring in sports management ... Born July 22.

REDSHIRT FRESHMAN (2019):

Missed the entire season due to injury.

UMANMIELEN'S CAREER STATISTICS

YEAR	G	DEFENSE											SCORING	
		UA	A	TOT	TFL	YDS	SK	YDS	INT	YDS	BU	FF	FR	BLK
2020	3	3	10	13	0.0	0	0.0	0	0	0	0	0	0	0
2021	8	8	12	20	0	0	0	0	0	0	0	0	1	0
TOTAL	11	11	22	33	0	0	0	0	0	0	0	0	1	0

UMANMIELEN'S SINGLE-GAME CAREER HIGHS

Tackles 7 vs Mississippi College | March 6, 2021
Tackles for Loss 1 twice, last vs Lamar | Nov. 6, 2021
Sacks 1 vs New Mexico Highlands | Sept. 25, 2021



COOPER VADEN

TIGHT END

FRESHMAN // 6-2 // 240 // HS

FORT WORTH, TEXAS
BOSWELL HIGH SCHOOL

BOSWELL HIGH SCHOOL:

Texas 6A D2 All-State Defensive End ... Two-time All-District Defensive End ... Two-time All-District Tight End ... School's Team MVP and Defensive MVP ... Started on varsity football three years, serving as team captain and field captain.

PERSONAL:

Is a 2022 graduate of Boswell HS in Fort Worth, Texas ... Son of Shane and Leslie ... Has one sister, Taylor ... Full name is Aaron Cooper Vaden ... Goes by Cooper ... Hometown is Fort Worth, Texas ... Majoring in Construction Science ... Born Jan. 29.

MEET THE TEXANS



RAWLEY VAUGHN

DEFENSIVE LINE

JUNIOR // 6-5 // 275 // 1L

WESLACO, TEXAS
WESLACO HIGH SCHOOL

SOPHOMORE (2021):

Played in seven games, recording seven total tackles ... Made his Tarleton debut in the team's season opener at Stephen F. Austin on Sept. 4 ... Had a season-high three tackles at Eastern Kentucky on Oct. 2.

SOPHOMORE (2020):

Member of the practice squad.

REDSHIRT FRESHMAN (2019):

Member of the practice squad.

FRESHMAN (2018):

Redshirted as a true freshman for the Texans.

WESLACO HIGH SCHOOL:

Lettered two years in football for head coach Mike Salinas ... Also lettered three years in track and field ... Led his track and field team to a district championship in 2017 ... All-District First Team in football.

PERSONAL:

Is a 2018 graduate of Weslaco HS ... Son of Ricky and Mary Vaughn ... Has a brother, Reid ... Father, Ricky, competed in track and field at Angelo State ... Mother, Mary, competed in softball at Ashland University ... Majoring in Wildlife Management and Sciences ... Born March 9 ... Full name is Rawley Lance Vaughn.

VAUGHN'S CAREER STATISTICS

YEAR	DEFENSE													SCORING	
	G	UA	A	TOT	TFL	YDS	SK	YDS	INT	YDS	BU	FF	FR	BLK	PTS
2021	7	2	5	7	0	0	0	0	0	0	0	0	0	0	0
TOTAL	7	2	5	7	0	0	0	0	0	0	0	0	0	0	0

VAUGHN'S SINGLE-GAME CAREER HIGHS

Tackles 3, twice, last at Eastern Kentucky | Oct. 2, 2021



JAKE WALRATH

PUNTER

JUNIOR // 6-4 // 200 // 3L

SALADO, TEXAS
SALADO HIGH SCHOOL // UTAH STATE

SOPHOMORE (2021):

Phil Steele FCS All-WAC Third Team ... Played in all 11 games, serving as the team's only punter in game action ... Had 50 punts cover 2,129 yards, averaging 42.6 yards per punt ... Had 16 punts inside the 20-yard-line, nine punts go 50 or more yards, 24 fair catches and six touchbacks ... Set a new team single-season record for yards per punt at 42.6, surpassing Ron Reid's 42.1 yards per punt average in 2018 ... Ended the 2021 season with the second highest career yards per punt average in school history at 41.3, trailing only Isaac Arrellano (2012-15) at 41.4 yards per punt ... Had a 74-yard punt against Abilene Christian on Nov. 13, the tied-second longest punt in the Western Athletic Conference in 2021 ... Only 10 punts across the FCS all season were longer than his 74-yarder ... In the Western Athletic Conference, ranked first in fair catches, second in total yards, second in total punts, third in average punt yards, third in punts inside the 20 ... In the FCS, only 20 players averaged more yards per punt ... Recorded his most punts in a game at Eastern Kentucky on Oct. 2 (eight) ... Had his best yards per punt average in a game vs. For Lewis on Sept. 11 at 46.7 yards per ... Pinned Midwestern State at the 1-yard-line on a 45-yard punt with 38 seconds remaining in the game with Tarleton leading, and eventually winning, 17-14.

SOPHOMORE (2020):

Was the lone punter to appear in a game for

the Texans, booting 30 punts ... Averaged 37.5 yards per punt, trapping opponents inside the 20-yard-line 10 times, a career-high mark ... Had four punts go 50+ yards, topping at 55 yards against New Mexico State on Feb. 21 ... Had a season-high seven punts against the Aggies and averaged his long of 51.5 yards in his two punts against Northeastern State on March 27 ... Had 13 fair catches and four touchbacks.

REDSHIRT FRESHMAN (2019):

Appeared in five games ... Punted 15 times for 672 yards ... Had five punts over 50 yards, including a long of 63 ... Pinned six punts inside the 20 ... LSC Champion.

UTAH STATE:

Redshirted as a true freshman.

SALADO HIGH SCHOOL:

Lettered three years in football for head coach Alan Haire ... Also lettered in track and soccer ... 2018 District Champs in football ... 2018 District Champs in soccer ... Two-time football all-district ... Academic All-State ... Holds the school record for longest field goal ... Averaged 41.3 yards per punt as a senior.

PERSONAL:

Is a 2018 graduate of Salado HS ... Son of Jason and Kathi ... Has a sister, Olivia ... Majoring in kinesiology ... Born Aug. 27.

WALRATH'S CAREER STATISTICS

YEAR	KICKOFFS					PUNT										
	G	NO	YDS	AVG	TB	OB	NO	YDS	AVG	LG	TB	FC	i20	50+	BLK	
2019	5	0	0	0.0	0	0	15	672	44.8	63	1	0	6	5	1	
2020	8	0	0	0.0	0	0	30	1124	55	37.5	4	13	10	4	0	
2021	11	0	0	0.0	0	0	50	2129	74	42.6	6	24	16	9	0	
TOTAL	24	0	0	0.0	0	0	95	3925	74	41.3	11	37	32	18	1	

WALRATH'S SINGLE-GAME CAREER HIGHS

Punts 8 at Eastern Kentucky | Oct. 2, 2021
 Punt Yards 367 at Eastern Kentucky | Oct. 2, 2021
 Long Punt 74 at Abilene Christian | Nov. 13, 2021



MYLES WARD

OFFENSIVE LINE

R-FRESHMAN // 6-1 // 275 // RS

EL PASO, TEXAS
CHAPIN HIGH SCHOOL

FRESHMAN (2021):

Member of the practice squad.

FRESHMAN (2020):

Member of the practice squad as a true freshman.


CHAPIN HIGH SCHOOL:

Lettered four years in football and was a two-time team captain for head coach Renee Hernandez ... Three-time all-district OL ... Two-time all-city OL ... Preseason all-area ... Four-time

academic all-district ... Top-5 All-Star selection for the Greater El Paso Showcase ... Earned the Ed Fifer Leadership Award from the All-Star Game ... Graduated top 15-percent ... Bilingualism award winner ... Also lettered two years in track and field.

PERSONAL:

Is a 2020 graduate of Capt. John L. Chapin HS in El Paso ... Son of Francis and Asia ... Has a brother, Mica, and two sisters, Mari and Mia ... Majoring in psychology ... Born Dec. 9.



JAKE WALRATH

MEET THE TEXANS



RYAN WARD

TIGHT END

R-FRESHMAN // 6-1 // 210 // RS

COLLEYVILLE, TEXAS
COLLEYVILLE HERITAGE HIGH SCHOOL

FRESHMAN (2021):
Academic All-WAC ... Played in one game, recording a tackle at Dixie State on Oct. 16.

FRESHMAN (2020):
Appeared in one game, making his debut against Dixie State on Feb. 27.

COLLEYVILLE HERITAGE HIGH SCHOOL:
Lettered three years and was a team captain

for head coach Joe Willis ... Two-time all-district ... Team Focus Award winner ... Perfect attendance award winner ... A/B Honor Roll ... As a defensive player in high school, made 129 tackles with 5.0 sacks and an interception.

PERSONAL:
Is a 2020 graduate of Colleyville Heritage HS ... Son of Mike and Jennifer ... Has a brother, Kyle ... Majoring in business ... Born Sept. 4.



QUA'SHAWN WASHINGTON

LINEBACKER

SENIOR // 5-11 // 230 // OL

ABILENE, TEXAS
ABILENE HIGH SCHOOL // ABILENE CHRISTIAN

REDSHIRT JUNIOR (2021):
Played in the last four games of the year, finishing with 19 tackles (nine solo), three pass breakups and half a sack ... Had his best game against his former team, at Abilene Christian on Nov. 13, earning half a sack, a season-high nine tackles and one pass breakup.

ABILENE CHRISTIAN:
Played in 22 games from 2017-19, the first year as a running back and the last two years at linebacker ... Had a 37-yard interception return for a touchdown against Northwestern State on Nov. 3, 2018 ... Also recorded 69 total tackles (40 solo), 8.0 TFLs, a forced fumble, a fumble recovery and four pass breakups.

ABILENE HIGH SCHOOL:
Was a unanimous 6A Defensive Most Valuable Player as a senior, while also being named Second

Team All-District at wide receiver ... Was First Team All-District at safety and wide receiver as a junior ... Won the Most Athletic and Fighting Heart awards ... Had three touchdowns and 184 receiving yards (five receptions) and 14 tackles in a single game ... Played four years of varsity football, a team captain his last two ... Also played four years of varsity basketball and participated in four years of varsity track and field, taking part in the 4x1, 4x2, 4x4, discus and shot put.

PERSONAL:
Is a 2017 graduate of Abilene High School in Abilene, Texas ... Was in the honor society and finished in the top 10 percent ... Son of Michael and Beatrice ... Has three brothers, Aden, Malik and Malachi ... Full name is Qua'Shawn Marquis Washington ... Nickname is Qua Luchi ... Majoring in Kinesiology ... Born March 9.

WASHINGTON'S CAREER STATISTICS

YEAR	G	UA	A	TOT	TFL	YDS	DEFENSE						SCORING		
							SK	YDS	INT	YDS	PD	FF	FR	BLK	PTS
2021	3	7	9	16	0.5	0	0	0	0	0	3	0	0	0	0
TOTAL	3	7	9	16	0.5	0	0	0	0	0	3	0	0	0	0

WASHINGTON'S SINGLE-GAME CAREER HIGHS

Tackles 9 at Abilene Christian | Nov. 13, 2021
Tackles for Loss 0.5 at Abilene Christian | Nov. 13, 2021



ANTWOINE WARE

WIDE RECEIVER

SENIOR // 6-0 // 190 // 2L

SAN ANTONIO, TEXAS
WAGNER HIGH SCHOOL // MESA JC

JUNIOR (2021):
Played in nine games, recording 14 catches for 170 yards (12.1 yards per reception) ... Had his best game against the No. 1 ranked team in the nation, Sam Houston, on Oct. 30, earning season-highs in receptions (five) and receiving yards (86) ... Had a season-long 33-yard catch on Nov. 20 in the season finale against Central Arkansas, finishing with four catches for 66 yards ... Over his past four games, totaled 13 catches and 172 yards (had one catch for -2 yards in the first five games).

JUNIOR (2020):
Had 13 catches and 117 receiving yards (9.0 per) in his first season at Tarleton ... His receptions and receiving yards were fifth most on the team ... Had three games with 3+ catches, all consecutive (Feb. 21-March 6) ... Had season-high 41 receiving yards vs. Mississippi College on March 6, including a 25-yard catch, his longest of the season.

MESA JUNIOR COLLEGE:
Competed two seasons at Mesa JC ... Helped the team to a bowl championship ... Named the 2019 Offensive Player of the Year ... All-conference first team ... Had 63 catches for 936 yards and nine touchdowns in his final season.

WAGNER HIGH SCHOOL:
Lettered three years in football ... All-district ... Totaled over 1,000 all-purpose yards as a senior ... Named to the San Antonio HS Football All-Star Game and had two catches.

PERSONAL:
Is a 2017 graduate of Wagner HS in San Antonio ... Son of Richard Ware and Keilani Brown ... Has two brothers, Trenel and David, and two sisters, Kaya and A'naya ... Majoring in kinesiology ... Born Jan. 18.

WARE'S CAREER STATISTICS

YEAR	G	NO	YDS	RUSHING				REC	YDS	TD	LG	RC/G	AV/C	AV/G	PTS
				TD	LG	AV/A	AV/G								
2020	7	1	2	0	2	2.0	0.3	13	117	0	25	1.9	9.0	16.7	0
2021	9	0	0	0	0	0.0	0.0	14	170	0	33	1.6	12.1	18.9	0
TOTAL	16	1	2	0	2	2.0	0.1	27	287	0	33	1.7	10.6	17.9	0

WARE'S SINGLE GAME CAREER HIGHS

Receptions 5 vs Sam Houston | Oct. 30, 2021
Receiving Yards 86 vs Sam Houston | Oct. 30, 2021



KYLE WEBER

TIGHT END

SOPHOMORE // 6-0 // 275 // 1L

SPLENDORA, TEXAS
SPLENDORA HIGH SCHOOL

FRESHMAN (2021):
Academic All-WAC ... Played in all 11 games between two positions, offensive lineman and tight end.

REDSHIRT FRESHMAN (2020):
Played in seven games, recording two tackles on special teams.

FRESHMAN (2019):
Redshirted as a true freshman.

SPLENDORA HIGH SCHOOL:
Was a three-year letterman and team captain at Splendor HS ... Named district MVP, first team all-county and second team all-state ... Finished in the top 25 percent in his class ... Also competed in powerlifting as a team captain, advancing to the state meet.

PERSONAL:
Is a 2019 graduate of Splendor HS ... Son of Jason and Kelly Weber ... Has a brother, Kane ... Born on May 24 ... Majoring in Civil Engineering ... Full name is Kyle Charles Weber.



ANTWOINE WARE



MEET THE TEXANS



AUSTIN WHITEHEAD
OFFENSIVE LINE
SENIOR // 6-6 // 315 // 2L
ENID, OKLAHOMA
ENID HIGH SCHOOL // NORTHEASTERN OK A&M


JUNIOR (2021):
 Phil Steele FCS All-WAC Fourth Team ... Academic All-WAC ... Started all 11 games for the Texans at center ... Part of an offensive line that allowed the tied-12th fewest total sacks in the FCS at 13 ... Part of an offensive line that allowed the tied-14th fewest sacks per game at 1.18, going for the 10th fewest amount of negative yardage at 77 ... In tackles for loss, the big men up front allowed the tied-14th fewest in the FCS at 49, the tied-18th fewest per game at 4.45.

JUNIOR (2020):
 Played in all eight games in his first season at Tarleton on the offensive line ... Offensive line charged with just five holding calls all season and allowed 1.38 sacks per game.

NORTHEASTERN OKLAHOMA A&M COLLEGE:
 Played two seasons at NEO ... Back-to-back All-Conference OL ... National Football Foundation Junior College Player of the Year ... Dean's Honor Roll.

ENID HIGH SCHOOL:
 Lettered four years and was a team captain for head coach Steve Hayes ... OL of the Year ... 6A All-Conference ... Northwest Oklahoma Player of the Year ... EPS Graduate with Honors ... Superintendent's Honor Roll ... Class Salutatorian ... Also lettered in baseball and basketball.

PERSONAL:
 Is a 2018 graduate of Enid HS in Enid, OK ... Son of Kyle and Lora ... Has a sister, Kyleigh ... Majoring in criminal justice ... Born Jan. 14.



JED WHITNEY
LONG SNAPPER
R-FRESHMAN // 6-3 // 200 // RS
VALLEY MILLS, TEXAS
CRAWFORD HIGH SCHOOL

FRESHMAN (2021):
 Member of the practice squad as a true freshman.


CRAWFORD HIGH SCHOOL:
 Was First Team All-District and Third Team All-State as a linebacker ... Was a Super Centex Honorable Mention Linebacker and on the Smokey.com Central Texas Football Team ... Was his team's Defensive MVP and team captain ...

Played in the FCA Victory Bowl ... Played three years of varsity football.

PERSONAL:
 Is a 2020 graduate of Crawford High School in Crawford, Texas ... Was a member of the Beta Club and the District Academic UIL Science Team ... Hometown is Valley Mills, Texas ... Majoring in civil engineering ... Born Oct. 3.



TARIQ BITSON
AUSTIN WHITEHEAD



DARIAN WILLIAMS
LINEBACKER
R-JUNIOR // 6-4 // 240 // 1L
SAN DIEGO, CALIFORNIA
OTAY RANCH HIGH SCHOOL // SAN DIEGO MESA

JUNIOR (2021):
 Member of the practice squad.

JUNIOR (2020):
 Played in five games in his first season at Tarleton ... Recorded seven tackles (three solo), including six in his first two games.

SAN DIEGO MESA COLLEGE:
 Played one season at San Diego Mesa College ... Totaled 31 tackles, including 6.0 for a loss, as a sophomore to go along with one interception ... Had a season-high 14 tackles against Riverside on Oct. 5.

GROSSMONT COLLEGE:
 Played one season at Grossmont ... Racked up 46 tackles and two interceptions as a true freshman ... Had two games with a season-high 10 tackles.

OTAY RANCH HIGH SCHOOL:
 Lettered three years in football ... All-Conference First Team.

PERSONAL:
 Is a 2018 graduate of Otay Ranch HS in Chula Vista, California ... Son of Ron and April ... Has four brothers – Demonte, Deandre, Derico, Demarcus ... Majoring in kinesiology ... Born Dec. 21.

WILLIAMS' CAREER STATISTICS

YEAR	G	UA	A	TOT	TFL	YDS	DEFENSE						SCORING		
							SK	YDS	INT	YDS	BU	FF	FR	BLK	PTS
2020	5	3	4	7	0.0	0	0.0	0	0	0	0	0	0	0	0
TOTAL	5	3	4	7	0.0	0	0.0	0	0	0	0	0	0	0	0

WILLIAMS' SINGLE-GAME CAREER HIGHS

Tackles 3, two times

MEET THE TEXANS



KELDRIC WILLIAMS

DEFENSIVE LINE

R-JUNIOR // 6-2 // 240 // RS

**LAKE PROVIDENCE, LOUISIANA
MANSFIELD TIMBERVIEW HIGH SCHOOL // BLINN JC**

JUNIOR (2021):

Played in two games, recording four tackles, a half-sack and one quarterback hurry ... Earned his half-sack in his Texan debut vs. Fort Lewis on Sept. 11, with a season-high three tackles and a quarterback hurry.

BLINN JUNIOR COLLEGE:

Played two years for the Buccaneers ... Had 10 tackles, including two for a loss, in five games in 2019 ... Played in seven games as a freshman in 2018, totaling three tackles (two for a loss) and a forced fumble.

MANSFIELD TIMBERVIEW HIGH SCHOOL:

Earned First Team All-District as a linebacker in 2017 and 2016 ... Helped the football program reach the playoffs in 2016 ... Played three years of varsity football and was team captain ... Played basketball and participated in track in HS, throwing the shot put.

PERSONAL:

Is a 2017 graduate of Mansfield Timberview High School in Arlington, Texas ... Son of Kameka Ward ... Has one brother, Kavion ... Hometown is Lake Providence, Louisiana ... Full name is Keldric Devon Williams ... Nickname is Kel ... Majoring in kinesiology ... Born April 17.

WILLIAMS' CAREER STATISTICS

YEAR	DEFENSE													SCORING	
	G	UA	A	TOT	TFL	YDS	SK	YDS	INT	YDS	PD	FF	FR	BLK	PTS
2021	2	0	4	4	0.5	0	0.5	0	0	0	0	0	0	0	0
TOTAL	2	0	4	4	0.5	0	0.5	0	0	0	0	0	0	0	0

WILLIAMS' SINGLE-GAME CAREER HIGHS

Tackles	3 vs Fort Lewis Sept. 11, 2021
Tackles for Loss	0.5 vs Fort Lewis Sept. 11, 2021
Sacks	0.5 vs Fort Lewis Sept. 11, 2021



JAMELL WINN

DEFENSIVE LINE

SENIOR // 6-5 // 370 // TR

**BROOKLYN, NEW YORK
GRAND STREET CAMPUS HIGH SCHOOL // ASA COLLEGE**

ASA COLLEGE:

Played at ASA College in 2019-20 (pre-COVID), totaling eight tackles, a fumble recovery and tackle for loss over his last five games.

GRAND STREET CAMPUS HIGH SCHOOL:

His senior year, was All-State and All-County ... Participated in the Boomer Esiason All-Star Game ... Defensive Player of the Game for the Fuggazi Bowl All-Star Game ... Played four years of varsity

football ... Was also All-State and All-County in jazz band, plus All-County in concert band.

PERSONAL:

Is a 2018 graduate of Grand Street Campus HS in Brooklyn, New York ... Full name is Jamell Nashawn Winn II ... Nickname is Brooklyn ... Hometown is Brooklyn, New York ... Majoring in Kinesiology ... Born Feb. 7.



REESE WOERNER

RUNNING BACK

FRESHMAN // 5-8 // 190 // HS

**EAU CLAIRE, WISCONSIN
MEMORIAL HIGH SCHOOL**

MEMORIAL HIGH SCHOOL:

Ranked No. 11 in the state of Wisconsin his junior year at RB ... Won the school's Hammer Award, given to the hardest hitter on the team ... Played three years of varsity football ... Also participated in two years of varsity track.

PERSONAL:

Is a 2022 graduate of Memorial HS in Eau Claire, Wisconsin ... Adopted son of Gaylon and Kim ... Has one sister, Whitney ... Full name is Reese Monroe Woerner ... Nickname is Reese's Pieces ... Hometown is Eau Claire, Wisconsin ... Majoring in Accounting ... Born Oct. 4.



ALAKA'I YUEN

QUARTERBACK

JUNIOR // 6-3 // 210 // TR

**KAILUA, HAWAII
MOANALUA HIGH SCHOOL // VENTURA COLLEGE**

VENTURA COLLEGE:

Member of the Ventura College Pirates for three years (2018-20, no games in 2020 due to the COVID-19 pandemic) ... Played in 10 of 12 games in 2019, completing 142-of-214 (.664) passes for 1,683 yards and 12 touchdowns ... Had his best game vs. Fullerton on Oct. 5, 2019, in his team's 48-47 win, where he completed 41-of-58 (.707) passes for 481 yards and three touchdowns

MOANALUA HIGH SCHOOL:

His senior year, passed for 2,391 yards and 27 touchdowns, adding four rush TDs ... Led his team

to the state tournaments as a senior, losing to 'Iolani 17-14 ... His junior year, had 2,409 passing yards and 27 TDs.

PERSONAL:

Is a 2017 graduate of Moanalua HS in Honolulu, Hawaii ... Son of Chris Yuen and Cherie Kaina ... Has seven siblings; brothers are Ashton, Jordan, Kona and Lennox; sisters are Taylor Chloe and Niq ... Full name is Nevin Adrian Alaka'i Ika Pono Yuen ... Goes by his nickname, Alaka'i ... Hometown is Kailua, Hawaii ... Majoring in Kinesiology ... Born April 16.



KELDRIC WILLIAMS



THE COACHING STAFF



HEAD COACH

90 TARLETON'S ALL-TIME
WINS
LEADER

115 CAREER WINS AS AN
NCAA
HEAD COACH

11 OUT OF 12
.500+
SEASONS

53 TARLETON HOME
WINS
.746 W%

33 TARLETON'S
PPG
AVERAGE

426 TARLETON'S
YARDS
PER GAME

TODD
WHITTEN





HEAD COACH

Todd Whitten is the all-time winningest head coach in Tarleton football history, now entering his 13th season as the leader of the Texans in 2022. This marks his 18th season as an NCAA head coach (other five seasons were at Sam Houston) and his 35th season of coaching football at any level.

After ending Tarleton's Division II era with back-to-back undefeated regular season Lone Star Conference Championships, he's led the Texans' first two years at NCAA Division I. At the FCS level, Whitten has guided the Texans to winning seasons, going 6-5 in 2021 and 5-3 in 2020. Tarleton has posted five straight regular seasons with winning records, and 11 of the last 12 seasons under Whitten the team has finished .500 or better. He boasts an NCAA coaching record of 115-73, including a record at Tarleton of 90-45, which gives him the most total wins in school history. He owns a 53-18 (.746) home record, taking the Texans to a 5-1 finish at Memorial Stadium this past season. In his 12 completed seasons at Tarleton, Whitten has served as the offensive mastermind, calling every single offensive play for the purple and white. Across 135 games under the play-caller, the Texans have averaged 33.2 points and 425.6 yards per game.

Whitten ended Tarleton's Division II era with back-to-back undefeated regular season Lone Star Conference Championships and leads the Texans in NCAA Division I competition at the FCS level. The Texan legend agreed to a six-year contract extension after the 2019 football season to guide the Texans to the next level of football competition.

Whitten guided Tarleton's first NCAA Division I campaign in the unprecedented spring football season of 2021. The Texans went 5-3 in their first season at the FCS level and earned their first win over a Division I program against FBS Independent New Mexico State on February 21. Tarleton's first Division I football team ran for 178.9 yards, threw for 231.9 yards and scored 31.9 points per game. Tarleton's win against Northeastern State (OK) on March 27 was a milestone moment for Whitten and the program. Whitten became Tarleton's all-time leader in games coached and secured the program's 500th all-time victory.

In 2019, Whitten guided the Texans to their second consecutive undefeated regular season and Lone Star Conference Championship to earn his fifth LSC Coach of the Year award. On September 29, Tarleton blasted UT Permian Basin in Odessa 49-7 to deliver Whitten's 72nd career coaching win to break W.J. Wisdom's school record of 71 that had stood tall since 1935. Tarleton boasted the fourth-best scoring offense in the country (45.0 ppg) and had 10 different players named to five different All-America teams, including WR Zimari Manning who made a clean sweep with five, first-team All-America honors.

Whitten's Texans set a new program standard by moving up to the No. 3 ranking in the country by the American Football Coaches Association (AFCA). The Texans finished the season ranked No. 9 in the country.

In just his third season back with the Texans (2018), Whitten led the biggest turnaround in the country and guided the Texans to their best season in program history. The Texans posted the first of two straight undefeated regular seasons en route to the first outright Lone Star Conference title in program history. Tarleton had regular season road wins at No. 7 Texas A&M-Commerce – the defending National Champions – and No. 10 Midwestern State to claim the conference title. The Texans outscored opponents 45-16 per game and the Texans set numerous program records for total points (585), rushing yards (4,301) and total yards (6,709) to have a top-5 offense in the country.

Tarleton earned the No. 2 seed in the NCAA Division II football playoffs – the highest seed in program history. The Texans hosted the first two rounds of the NCAA playoffs, coming away with victories over No. 24 Azusa Pacific (58-0) and a rematch with No. 15 Texas A&M-Commerce (34-28). It was the first time in school history the Texans won 12 games in a season and advanced to the NCAA regional finals. Tarleton ended the season with the highest ranking in program history, finishing ranked No. 5 in the AFCA poll. Tarleton boasted a school-record 24 all-conference players that season, including six All-Americans.

In just his final two seasons in NCAA Division II and the Lone Star Conference, Whitten's Texans were not without their fair share of league, region and national accolades. Tarleton had 45 all-LSC selections in those two seasons, including the 2019 LSC Offensive Player of the Year (QB Ben Holmes), 2019 LSC Receiver of the Year (WR Zimari Manning), 2019 LSC Defensive Player of the Year (DE B.J. Jefferson), 2019 LSC Defensive Lineman of the Year (DT Jordan Wells), 2018 LSC Offensive Lineman of the Year (OT Deon Sheppard) and back-to-back LSC Offensive Backs of the Year (RBs Xavier Turner and Daniel McCants) and LSC Defensive Backs of the Year (CBs Devin Hafford and Prince Robinson). Tarleton had 16 All-Americans in those two seasons, all of which earned regional acclaim in addition to the national. In 2019, Zimari Manning had the highest finish by a WR in the Harlon Hill voting since 1991 by finishing third in the race for the best player in NCAA Division II.

Whitten made his return to the Tarleton on December 3, 2015 and was tasked with turning around the program. This marked the 28th head coaching change in the history of Tarleton football, as Whitten became one of 24 different men to lead the Texans. He joined legendary coach W.J. Wisdom as one of two coaches with three different tenures as Tarleton's head football coach.

"I'm coming home," said Whitten. "I'm very excited to be back at Tarleton. This is a very special place and it's an incredible job. I'm very thankful to be chosen."

He made an immediate impact in his return by resurrecting a 3-7 season from the year prior and led Tarleton into the final two games with a chance to win the Lone Star Conference championship in his first season back. He followed up in 2017 by leading Tarleton to its first winning regular season since 2013 and the fifth bowl game invitation in program history.

Whitten, a 32-year veteran at the collegiate coaching level, has been a head coach for 15 years, including 10 at Tarleton (1996, 2000-04, 2016-19) and five seasons at NCAA Division I Sam Houston State.

He currently boasts an NCAA coaching record of 104-65, including a record at Tarleton of 79-37, which gives him the most total wins in school history. He also has a career record of 45-14 at Memorial Stadium in Stephenville.

During his first two stints at Tarleton, Whitten was no stranger to awards and championships. Before taking over the program in 1996 for one season, Tarleton

had a record of 4-16-1 since joining the NCAA in 1994. Whitten turned things around following a 1-10 season in 1995 by leading the Texans to a 5-5 record in his first season, which was enough to garner him the LSC Coach of the Year award for that season.

After a three-year hiatus as the offense coordinator for Wyoming and Sam Houston State, Whitten made his return to Stephenville to build Tarleton into a national powerhouse. Whitten came back in 2000 and turned Tarleton around once again with a 6-5 record to open the new century.

In the second season of his return stint, Whitten's Texans entered uncharted territory with a 10-3 mark to claim the school's first Lone Star Conference championship and division championship en route to their first trip to the NCAA playoffs. He would go on to boast a record of 17-6 over the next two seasons, each of which garnered his third and fourth LSC Coach of the Year awards, and Tarleton returned to the NCAA playoffs in 2003.

Whitten is a five-time Lone Star Conference Coach of the Year after winning the award in 1996, 2001, 2002, 2003 and 2019. He was also named the D2Football.com West Region Coach of the Year in 2001 after guiding Tarleton to the national playoffs for the first time in school history.

Before becoming a coach, Whitten was a star athlete at Dallas Kimball High School and Stephen F. Austin University – where he was inducted into the school's Hall of Fame in 2001. He was a three-year starter at quarterback and a three-year starter in the outfield during baseball season. He was drafted in the 17th round of the 1983 Major League Baseball Draft by Philadelphia out of Kimball High School, but declined to make his way to Stephen F. Austin. After his dual-sport career with the Lumberjacks, Whitten signed a free agent contract to play quarterback for the New England Patriots in 1987.

After playing for the Patriots in 1987, Whitten traded the helmet for the headset as he went back to school as a graduate assistant coach at Texas Tech to begin his coaching career. He earned his first full-time coaching job at New Mexico State in 1990, where he spent four seasons before heading to El Paso, where he spent two seasons at UTEP.

Whitten left UTEP for his first head coaching position at Tarleton in 1996 before leaving for Wyoming the following year.

After his second stint at Tarleton from 2000-04, Whitten returned to Sam Houston State for his first Division I head coaching opportunity. He spent five seasons with the Bearkats. From there, he spent two seasons at Lamar, one year at Arlington Heights High School, and the last three years at UTEP before coming back to Tarleton in December 2015.

Whitten earned a bachelor's degree in education from Stephen F. Austin in 1987 and a master's degree in sports administration from Texas Tech in 1990. He resides in Stephenville with his wife, Dana. The couple has three sons – Brady, Blaze, and Tate – and a daughter, Maddie.



HEAD COACH



TODD
WHITTEN

35TH SEASON (34 NCAA) • 18TH SEASON AS NCAA HEAD COACH • 13TH SEASON AT TARLETON

PERSONAL			
HOMETOWN	DALLAS, TEXAS	WIFE	DANA
HIGH SCHOOL	KIMBALL HIGH SCHOOL	SONS	BRADY, BLAZE, TATE
BIRTHDAY	FEBRUARY 16, 1965	DAUGHTER	MADDIE
COLLEGE	STEPHEN F. AUSTIN ('87)		

PATH TO THE SIDELINES		YEAR
	STEPHEN F. AUSTIN UNIVERSITY STUDENT-ATHLETE <i>Record: 28-15 (.651)</i>	1986-86
	NEW ENGLAND PATRIOTS NFL QUARTERBACK <i>Record: 8-7 (.533)</i>	1987
	TEXAS TECH UNIVERSITY GRADUATE ASSISTANT COACH <i>Record: 14-9 (.609)</i>	1988-89
	NEW MEXICO STATE UNIVERSITY QUARTERBACKS COACH <i>Record: 14-30 (.318)</i>	1989-93
	UTEP RUNNING BACKS COACH <i>Record: 5-17 (.227)</i>	1994-95
	TARLETON STATE UNIVERSITY HEAD COACH <i>Record: 5-3 (.500)</i>	1998
	UNIVERSITY OF WYOMING OFFENSIVE COORDINATOR <i>Record: 15-9 (.625)</i>	1997-98
	SAM HOUSTON STATE OFFENSIVE COORDINATOR <i>Record: 6-5 (.545)</i>	1999
	TARLETON STATE UNIVERSITY HEAD COACH <i>Record: 40-18 (.690)</i>	2000-04
	SAM HOUSTON STATE HEAD COACH <i>Record: 25-28 (.472)</i>	2005-09
	LAMAR UNIVERSITY OFFENSIVE COORDINATOR <i>Record: 9-13 (.409)</i>	2010-11
	ARLINGTON HEIGHTS HIGH SCHOOL HEAD COACH <i>Record: N/A</i>	2012
	UTEP WIDE RECEIVERS COACH <i>Record: 14-23 (.378)</i>	2013-15
	TARLETON STATE UNIVERSITY HEAD COACH <i>Record: 45-22 (.672)</i>	2016-PRESENT

AWARD HISTORY		YEAR
	LONE STAR CONFERENCE COACH OF THE YEAR <i>Record: 5-5 (.500)</i>	1998
	LONE STAR CONFERENCE COACH OF THE YEAR <i>Record: 10-3 (.769)</i>	2001
	LONE STAR CONFERENCE COACH OF THE YEAR <i>Record: 9-2 (.818)</i>	2002
	LONE STAR CONFERENCE COACH OF THE YEAR <i>Record: 8-4 (.667)</i>	2003
	D2 FOOTBALL.COM REGION COACH OF THE YEAR <i>Record: 10-3 (.769)</i>	2001
	LONE STAR CONFERENCE COACH OF THE YEAR <i>Record: 11-1 (.917)</i>	2019

YEARLY RESULTS					
YEAR	SCHOOL	OVERALL RECORD	CONF RECORD	HOME RECORD	
1988	TEXAS TECH	5-6	--	--	
1989	TEXAS TECH	9-3	--	--	
1990	NM STATE	1-10	--	--	
1991	NM STATE	2-9	--	--	
1992	NM STATE	6-5	--	--	
1993	NM STATE	5-6	--	--	
1994	UTEP	3-7	--	--	
1995	UTEP	2-10	--	--	
1996	TARLETON	5-5	2-5	4-2	
1997	WYOMING	7-6	--	--	
1998	WYOMING	8-3	--	--	
1999	SAM HOUSTON	6-5	--	--	
2000	TARLETON	6-5	5-4	5-1	
2001	TARLETON	10-3	8-1	4-1	
2002	TARLETON	9-2	6-2	6-0	
2003	TARLETON	8-4	6-2	4-2	
2004	TARLETON	7-4	6-3	3-2	
2005	SAM HOUSTON	3-7	--	--	
2006	SAM HOUSTON	6-5	--	--	
2007	SAM HOUSTON	7-4	--	--	
2008	SAM HOUSTON	4-6	--	--	
2009	SAM HOUSTON	5-6	--	--	
2010	LAMAR	5-6	--	--	
2011	LAMAR	4-7	--	--	
2012	ARLINGTON HEIGHTS HIGH SCHOOL				
2013	UTEP	2-10	--	--	
2014	UTEP	7-6	--	--	
2015	UTEP	5-7	--	--	
2016	TARLETON	5-6	5-4	3-3	
2017	TARLETON	6-6	4-4	3-2	
2018	TARLETON	12-1	8-0	8-0	
2019	TARLETON	11-1	8-0	5-1	
2020	TARLETON	5-3	-	3-3	
2021	TARLETON	6-5	2-3	5-1	
NCAA TOTAL		192-179	--	--	
NCAA HEAD COACH		115-73	--	--	
TARLETON HEAD COACH		90-45	60-28	53-18	

TARLETON HEAD COACHING RECORDS

AS A JUNIOR COLLEGE		
COACH (YEARS)	W-L-T	PCT.
A.B. Hays (1913-20)	25-15-4	.613
W.J. Wisdom (1920-22, 24-28, 30-35)	71-35-15	.648
Davis R. Pena (1923)	3-5-0	.375
W.A. Hall (1929)	1-6-2	.222
H.J. "Choc" Sanders (1936-37)	9-7-2	.555
Ear Rudder (1938-40)	18-10-1	.637
T.G. Fields (1941)	5-2-2	.667
Jimmie Marshall (1944)	1-8-0	.111
Marshall Hughes (1945)	2-5-1	.312
C.M. "Dutch" Flory (1946-48)	7-22-0	.241
Willie Zapalac (1949-50)	11-9-0	.550
H.A. "Sandy" Sanford (1951-59)	33-46-3	.420
Johnny Dunn (1960)	5-4-0	.555
ALL-TIME JUNIOR COLLEGE RECORD	191-174-30	.521

AS A SENIOR COLLEGE		
COACH (YEARS)	W-L-T	PCT.
Johnny Dunn (1961-66)	21-34-0	.382
Hobart Lytal (1967-69)	4-24-0	.143
Lloyd Taylor (1970-72)	5-23-0	.207
Buddy Fornes (173-82)	39-59-1	.399
Bobby Fox (1983-84)	8-12-0	.400
Bill Pringle (1985-87)	21-11-1	.652
Hal McAfee (1988-92)	36-18-0	.667
Ronnie Roemisch (1993-95)	9-21-1	.306
TODD WHITTEN (1996, 2000-04, 2016-NOW)	90-45-0	.667
Craig Wederquist (1997-99)	12-21-0	.364
Sam McElroy (2005-09)	40-15-0	.727
Cary Fowler (2010-15)	30-32-0	.484
ALL-TIME SENIOR COLLEGE RECORD	315-315-3	.500
OVERALL RECORD	506-489-33	.508

TOP-10 WINNINGEST COACHES (PCT.)		
COACH (YEARS)	W-L-T	PCT.
1. Sam McElroy (2005-09)	40-15-0	.727
2. TODD WHITTEN (1996, 2000-04, 2016-21)	90-45-0	.667
Hal McAfee (1988-92)	36-18-0	.667
T.G. Fields (1941)	5-2-2	.667
5. Bill Pringle (1985-87)	21-11-1	.652
6. W.J. Wisdom (1920-22, 24-28, 30-35)	71-35-15	.648
7. Earl Rudder (1938-40)	18-10-1	.637
8. A.B. Hays (1913-20)	25-15-4	.613
9. H.J. "Choc" Sanders (1936-37)	9-7-2	.555
10. Willie Zapalac (1949-50)	11-9-0	.550

TOP-10 WINNINGEST COACHES (WINS)		
COACH (YEARS)	W-L-T	PCT.
1. TODD WHITTEN (1996, 2000-04, 2015-21)	90-45-0	.667
2. W.J. Wisdom (1920-22, 24-28, 30-35)	71-35-15	.648
3. Sam McElroy (2005-09)	40-15-0	.727
4. Buddy Fornes (173-82)	39-59-1	.399
5. Hal McAfee (1988-92)	36-18-0	.667
6. H.A. "Sandy" Sanford (1951-59)	33-46-3	.420
7. Cary Fowler (2010-15)	30-32-0	.484
8. A.B. Hays (1913-20)	25-15-4	.613
9. Bill Pringle (1985-87)	21-11-1	.652
Johnny Dunn (1961-66)	21-34-0	.382



HEAD COACH

THIS IS OUR COACHING STAFF

DEC. 23, 1995

Todd Whitten was named the new head football coach at Tarleton State University. This would be Whitten's first stint as the head coach of the Texans.

SEPT. 5, 1996

RB Lamont Randle scores two touchdowns and rushes for 144 yards as Tarleton defeats Midwestern State 23-10 to give Todd Whitten his win as the coach of the Texans.

NOV. 19, 1996

Todd Whitten earns his first career LSC Coach of the Year award after leading the Texans to five wins in his debut season.

DEC. 1, 1999

After a three-year hiatus, Todd Whitten returns to Stephenville as the head coach of the Texans for the second stint.

SEPT. 9, 2000

Future Tarleton Hall of Fame QB Steve Kelly throws for 353 yards and three touchdowns to lift Tarleton in a 45-7 rout of Western New Mexico for Todd Whitten's first win in his return to the Texans. It was also the program's 350th victory.

NOV. 11, 2000

Led by eight tackles from LB Michael Jackson, the Tarleton defense held Texas A&M-Commerce without a point in the second half (9-7) and Todd Whitten's Texans secured the program's first winning season as an NCAA school.

NOV. 10, 2001

Tarleton defeats Texas A&M-Commerce 34-24 in the regular season finale to clinch its first LSC Championship in program history. It was also Tarleton's first game as a nationally-ranked program - No. 24 in the AFCA poll.

NOV. 16, 2001

Todd Whitten was named the LSC Coach of the Year for the second time in his career after leading the Texans to their first league title.

NOV. 17, 2001

Tarleton outscores No. 3 Chadron State 14-3 in the second half to complete a comeback in the opening round of the NCAA playoffs and deliver Tarleton's first national playoff victory in program history - 28-24 over Chadron State.

NOV. 16, 2002

Olan Coleman and Chavis McCollister combine for 236 yards and a touchdown on the ground as the Texans defeat Central Oklahoma 37-24 to claim the LSC North Division Championship.

NOV. 22, 2002

Todd Whitten was named the LSC Coach of the Year for the third time in his career.

NOV. 15, 2003

Justin Parson's school-record 100-yard punt return for a touchdown sparked Tarleton's 38-23 victory over Central Oklahoma to give the Texans back-to-back LSC North Division titles.

NOV. 21, 2003

Todd Whitten was named the LSC Coach of the Year for the fourth time in his career.

DEC. 3, 2015

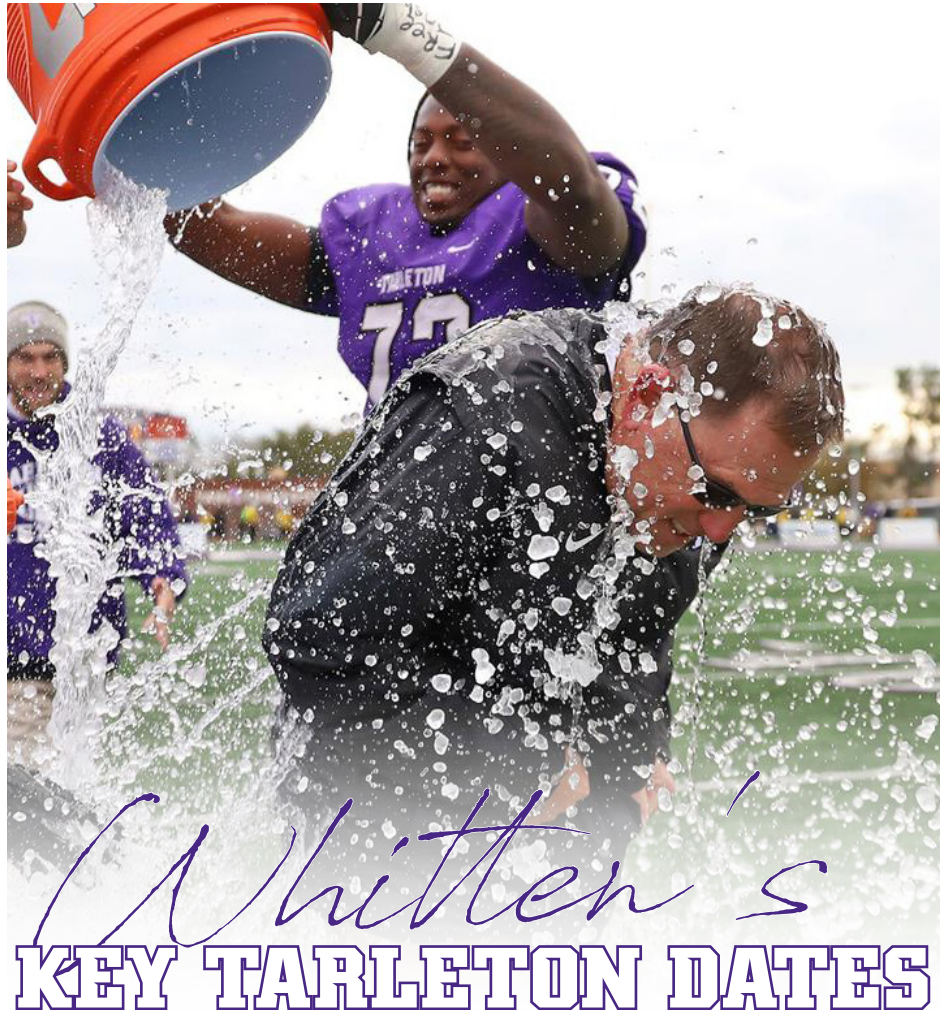
Todd Whitten is announced as the head coach of the Texans for the third time, joining W.J. Wisdom as the only two coaches in program history to have three different tenures as the head coach.

SEPT. 17, 2016

A pair of defensive touchdowns from Chase Varnado and E.J. Speed propel the Texans to their first win of the most recent Whitten era - 30-24 over Angelo State.

DEC. 2, 2017

Whitten leads Tarleton to its fifth bowl game in program history - the inaugural Corsicana Bowl.



Whitten's KEY TARLETON DATES

SEPT. 29, 2018

Todd Whitten wins his 60th game as the head coach of Tarleton State University, joining W.J. as the only coaches with 60 wins at the helm of the Texans.

OCT. 13, 2018

In the program's first-ever game against the defending national champions, Whitten's Texans upended No. 7 Texas A&M-Commerce 47-21 behind 166 yards rushing and two touchdowns from Xavier Turner.

NOV. 10, 2018

Tarleton wins its first outright LSC Championship and completes its first undefeated regular season as an NCAA program with a 58-0 shutout win over Western New Mexico.

NOV. 17, 2018

Tarleton hosts its first NCAA playoff game as the No. 2 seed in Super Region 4 and posts its second consecutive 58-0 shutout to defeat No. 24 Azusa Pacific University in the opening round.

NOV. 24, 2018

Whitten leads Tarleton past the defending national champions in the second round of the NCAA playoffs to lead the Texans to the Super Region IV finals for the first time in program history.

SEPT. 28, 2019

Led by a school-record 257 receiving yards and three touchdowns from WR Zimari Manning, Tarleton thumped UT Permian Basin 49-7 in Odessa to give Todd Whitten his 72 career victory as the head coach of the Texans. This made Whitten the all-time wins leader as the head coach at Tarleton.

NOV. 16, 2019

Tarleton came from behind in Silver City, New Mexico to defeat Western New Mexico 41-24 to complete their second consecutive undefeated regular season and Lone Star Conference championship.

NOV. 22, 2019

Todd Whitten was named the Lone Star Conference Coach of the Year for the fifth time in his Tarleton career. It was the sixth Coach of the Year award in his career, including the 2001 D2Football.com region award.

JAN. 8, 2020

Todd Whitten agreed to the biggest contract extension in school history with a six-year deal to keep him at Tarleton while the Texans transitioned into NCAA Division I.

JULY 1, 2020

Tarleton joined NCAA Division I as an independent program. The university joined the Western Athletic Conference (WAC), which made the football program an FCS Independent program.

FEBRUARY 21, 2021

After the COVID-19 pandemic pushed Tarleton's inaugural FCS season to the spring semester and forced a complete overhaul to the schedule, Tarleton won its first-ever game as a member of NCAA Division I by defeating FBS member, New Mexico State, 43-17 at the Sun Bowl in El Paso.

JULY 1, 2021

With the additions of four new schools, Whitten and the Texans officially ended their time as an FCS Independent program and joined the Western Athletic Conference (WAC). The WAC revived football at the FCS level after not sponsoring the sport since the end of 2012.



ASSISTANT COACH

SCOTT CAREY

RUN GAME COORDINATOR (OL) // 9TH SEASON // TWITTER: @COACHSCAREY

When the 2022 football season begins, Tarleton alumnus Scott Carey will begin his fifth season with Tarleton Football as the offensive line coach and run game coordinator.

Carey has been part of both of Tarleton's first NCAA Division I campaigns. The Texans have put together winning seasons in each of their first D1 seasons, going 6-5 in 2022 and 5-3 in 2021.

Since returning to the Texan sidelines in 2018, his impact on the offensive line has been nothing short of impeccable.

In Carey's first year at Tarleton, he helped lead the biggest turnaround in program history. The Texans went 12-1, capturing the school's first outright LSC title and advanced to the NCAA regional finals for the first time. Carey's offensive linemen helped pave the way for the best rushing offense in the country as the Texans ran for 4,301 yards and 310 yards per game. All five offensive linemen were named All-LSC. Senior OT Deon Sheppard arguably had the best individual season in school history, collecting a school-record four All-America honors, D2CCA all-region, the LSC Offensive Lineman of the Year and first team All-LSC. Carey also coached Jovan Pruitt to honorable mention All-America honors and first team All-LSC. Israel Lorenzo, Wesley Hooks and Noah Perez were named honorable mention All-LSC under Carey.

Tarleton followed up in 2019 with a second consecutive undefeated regular season and LSC Championship. Having only returned two offensive linemen from the previous season with significant playing time, Carey's men in the trenches rose to the occasion by leading the charge to one of the most elite offenses in the country. The Texans boasted the second-best offense (531.7 ypg) and the fourth-best scoring offense in the nation (45.0 ppg) with a balanced attack of 248.0 rushing yards per game and 283.7 passing yards per game. All five starters from the offensive line were named All-LSC while three (J.P. Pierre, Noah Perez and Cody Hayes) earned All-America recognition.

In Tarleton's final two seasons in the Lone Star Conference and NCAA Division II, Carey coached five different Tarleton offensive linemen to All-America honors (Sheppard, Pruitt, Perez, Pierre and Hayes). Kendall Dearth and Zach Perry were the first Tarleton offensive linemen in program history to earn Division I accolades by being named to the Phil Steele Preseason All-Independent Team. Dearth also shined in the classroom in the spring of 2021 as a Scholar Baller First Team recipient for the National Academic Momentum Award.

Carey's ties to Tarleton run deep after starring on the field for the Texans as a four-year letterman on the offensive line from 1994 to 1997, including as a junior during Whitten's first Stephenville stop in 1996.

After his playing days, Carey ventured out to Northeastern State and Colorado Mines to begin his coaching career and found early success with an LSC championship in 2000 and a Rocky Mountain Athletic Conference championship in 2004. Carey's 2004 team at Colorado Mines also boasted the nation's top player as Carey's offensive line oversaw the protection of Harlon Hill Trophy winner Chad Friehtauf and the Mines offense was ranked as high as No. 1 in the nation in passing offense, No. 2 in total offense and sixth in scoring offense that season. Under Carey's tutelage, Travis Yenne was a two-time All-American (2004-05) and earned RMAC Offensive Lineman of the Year in 2005.

His success allowed him the opportunity to return to his alma mater in 2006 when he joined Sam McElroy's coaching staff at Tarleton as the offensive line coach. Carey and the Texans saw immediate success as they shared the LSC South Division title in 2006 and the league title again in 2009. Also, in 2009, Carey and the Texans advanced two rounds deep in the NCAA playoffs after upsetting Texas A&M-Kingsville on the road in double overtime.

Tarleton rushed for 143.3 yards per game and 26 touchdowns during that playoff-bound 2009 campaign. The Texans also averaged 386.2 yards of total offense per game, outscored their opponents by more than 10 points per game, and converted on 85% (40-of-47) of their red-zone opportunities that season.

In 2008, the Tarleton offense boasted the league's second-best rushing attack at 187.2 yards per game to go along with 375.5 yards of total offense per game. The Texans saw their feature running back, Roderick Smith, rush for 1,024 yards and earn first team all-LSC accolades.

In 2007, the Tarleton front five paved the way for an average of 452.2 yards of total offense per game, including 175.5 yards per game on the ground. Three Tarleton offensive linemen earned All-LSC accolades in 2007, including a pair of first team honorees. In Carey's debut season as a coach for Tarleton in 2006, the Texans' offensive line helped Tarleton average 370.6 yards of total offense per game. Tarleton's offensive line blocked for the LSC South Division Offensive Back of the Year in Michael Sampson and the LSC South Division Co-Freshman of the Year in Smith.

During his five years as a coach at Tarleton, the Texans were 36-20 with two LSC championships. Carey spent time as the offensive coordinator and offensive line coach over the span.

After leaving Tarleton after 2010, Carey returned to Colorado Mines for three seasons and then came back to Texas for three years as the offensive line coach for now-NCAA Division I Abilene Christian. He spent the 2017 season at McGregor High School.

In his return to Golden, Colo., in 2011, Carey's group of offensive linemen tied for second in the RMAC in fewest sacks allowed (23) and the Mines offense led the conference and finished eighth nationally with 305.9 passing yards per game. The offense finished 42nd nationally with 31.6 points per game and 48th nationally with 401.6 yards of total offense per game. Quarterback Clay Garcia led the RMAC in passing yards (3,123) and running back Dan Palmer led the conference in rushing yards per game (92.4). Palmer's 1,016 rushing yards are the third-most in school history and just the third 1,00-yard season by a Mines running back in school history.

Carey, a native of Killeen, graduated from Killeen High School in 1993 before coming to Tarleton. He graduated with his undergraduate degree in Kinesiology from Tarleton in 1997 and earned a master's degree in college teaching from Northeastern State University in Tahlequah, Oklahoma in 2001.

He resides in Stephenville with his wife, Danielle, who earned her master's degree and was a graduate assistant basketball coach for Tarleton in 2008-09. The couple has two sons, Gabe and Eli.



PERSONAL

- HOMETOWN KILLEEN, TEXAS
- HIGH SCHOOL KILLEEN HIGH SCHOOL
- ALMA MATER TARLETON ('99)
- FAMILY WIFE: DANIELLE
SONS: GABE & ELI

PATH TO THE SIDELINES

	TARLETON STATE UNIVERSITY STUDENT-ATHLETE Record: 13-28-1 (.321)
	NORTHEASTERN STATE UNIVERSITY GRADUATE ASSISTANT COACH Record: 14-7 (.667)
	COLORADO SCHOOL OF MINES ASSISTANT COACH Record: 31-15 (.674)
	TARLETON STATE UNIVERSITY ASSISTANT COACH Record: 36-20 (.643)
	COLORADO SCHOOL OF MINES ASSISTANT COACH Record: 22-11 (.667)
	ABILENE CHRISTIAN UNIVERSITY ASSISTANT COACH Record: 11-23 (.324)
	MCGREGOR HIGH SCHOOL ASSISTANT COACH Record: N/A
	TARLETON STATE UNIVERSITY ASSISTANT COACH Record: 34-10 (.773)

1994-97 2000-01 2002-03 2006-10 2011-13 2014-18 2017 2018-PRESENT

TARLETON RESULTS

YEAR	SCHOOL	OVERALL RECORD	CONF RECORD	HOME RECORD
2006	TARLETON	6-4	6-3	3-1
2007	TARLETON	9-2	7-2	4-2
2008	TARLETON	8-3	6-3	5-1
2009	TARLETON	10-3	7-2	5-1
2010	TARLETON	3-8	3-7	2-3
2018	TARLETON	12-1	8-0	8-0
2019	TARLETON	11-1	8-0	5-1
2020	TARLETON	5-3	-	3-3
2021	TARLETON	6-5	2-3	5-1
TOTAL	9 SEASONS	70-30	47-20	40-13



THE CAREY FAMILY

ASSISTANT COACH



ADAM AUSTIN

PASS GAME COORDINATOR (QB) // 2ND SEASON // TWITTER: @QBSWORK16

When the 2022 season begins, Adam Austin will begin his second season as the quarterbacks coach and pass game coordinator for Tarleton.

Tarleton's passing attack was a major reason why the Texans finished with a winning record in 2022, going 6-5. The Texans finished third in the Western Athletic Conference with 20 passing touchdowns, throwing for 2,640 yards across 11 games, averaging 240.0 passing yards per contest.

Austin came to Tarleton with a rich history of coaching success, including eight seasons spent at Tarleton's former Lone Star Conference rival Midwestern State and one season at NCAA Division I Eastern Kentucky.

Prior to his coaching career, Austin was a signal caller for the University of Arizona where he played in nine games from 2005-06. He threw for 549 yards and a pair of touchdowns. He led the Wildcats to wins over Stephen F. Austin and Stanford as a senior starter and helped Arizona become bowl eligible for the first time in eight years.

Following his playing career, Austin spent three years as a graduate assistant coach of tight ends, quarterbacks and wide receivers. He spent his first year at Grambling and won a SWAC Championship before spending the next two at Marshall.

He landed his first full-time gig as the quarterbacks coach for Midwestern State in 2011, where he won back-to-back league titles and was a part of the top scoring offense in NCAA Division II. He was promoted to offensive coordinator in 2013 – a title he would keep for six seasons with the Mustangs.

In 2017, the Mustangs had one of the top offenses in the nation. Midwestern State was No. 8 in the country in scoring at 42.5 points per game and No. 11 nationally in total offense at 483.3 yards per game. Austin was an NCAA Division II Coordinator of the Year finalist after the 2017 season. The following year, the Mustangs ranked No. 8 in the nation in total offense at 506.2 yards per game and No. 11 in scoring at 41.8 points per game despite being outdueled by Tarleton in overtime of their homecoming game 35-34 on a game-winning PAT block by Tyrell Thompson.

Individually, the 2018 offense was fueled by the trio of quarterback Layton Rabb, running back Vincent Johnson and wide receiver Juwan Johnson. That season under Coach Austin, Rabb was No. 6 in the nation with 324 passing yards per game while Johnson rushed for 1,037 yards and ranked No. 11 in the country with an average of 7.01 yards per carry. Juwan Johnson was No. 6 in Division II with 1,215 receiving yards.

He departed for Eastern Kentucky in 2019 as the offensive coordinator and quarterbacks coach at the Division I level. After leaving ECU and heading to Garden City Community College for the 2020 season, Austin never coached a game for GCCC because of the COVID cancelled fall. He signed on with Missouri Southern State in February and coached one spring game – a 21-20 win against Southern Nazarene – before making the move back to Texas.

A native of Mundelein, Illinois, Austin graduated from Arizona in 2007 with a degree in Interdisciplinary Studies. He earned a master's degree from Marshall in 2010 in Adult and Technical Education. He resides in Stephenville with his wife, Aubri, and dog, Gunner.

PERSONAL

HOMETOWN MUNDELEIN, ILLINOIS

HIGH SCHOOL MUNDELEIN HIGH SCHOOL

ALMA MATER ARIZONA ('07)

FAMILY WIFE: AUBRI

PATH TO THE SIDELINES



UNIVERSITY OF ARIZONA
STUDENT-ATHLETE

Record: 18-40 (.310)

80-2002



GRAMBLING STATE UNIVERSITY
GRADUATE ASSISTANT COACH

Record: 8-4 (.667)

8002



MARSHALL UNIVERSITY
GRADUATE ASSISTANT COACH

Record: 11-14 (.440)

8002



MIDWESTERN STATE UNIVERSITY
ASSISTANT COACH

Record: 68-18 (.791)

81-1102



EASTERN KENTUCKY UNIVERSITY
ASSISTANT COACH

Record: 7-5 (.583)

8102



GARDEN CITY COMMUNITY COLLEGE
ASSISTANT COACH

Record: 0-0 (.000)

0202



TARLETON STATE UNIVERSITY
ASSISTANT COACH

Record: 6-5 (.545)

2020

TARLETON RESULTS

YEAR	SCHOOL	OVERALL RECORD	CONF RECORD	HOME RECORD
2021	TARLETON	6-5	2-3	5-1
TOTAL	1 SEASON	6-5	2-3	5-1



THE AUSTIN FAMILY



ASSISTANT COACH

MICHAEL WALTON

SPECIAL TEAMS COORDINATOR (CB) // 3RD SEASON // TWITTER: @COACHWALTONTSU



PERSONAL

HOMETOWN EARTH, TEXAS
 HIGH SCHOOL SPRINGLAKE HIGH SCHOOL
 ALMA MATER EASTERN NEW MEXICO ('01)
 FAMILY WIFE: ALICIA
 DAUGHTERS: LUCIA & GRACE

PATH TO THE SIDELINES

	EASTERN NEW MEXICO UNIVERSITY STUDENT-ATHLETE Record: 24-20 (.545)	1996-99 2006-06 2007-08 2010 2011-13 2016-18 2017 2018-19 2020-PRESENT
	EASTERN NEW MEXICO UNIVERSITY ASSISTANT COACH Record: 40-34 (.541)	
	SAM HOUSTON STATE UNIVERSITY ASSISTANT COACH Record: 16-16 (.500)	
	NEW MEXICO MILITARY INSTITUTE ASSISTANT COACH Record: 3-8 (.273)	
	ANGELO STATE UNIVERSITY ASSISTANT COACH Record: 15-18 (.455)	
	STEPHEN F. AUSTIN UNIVERSITY ASSISTANT COACH Record: 17-18 (.486)	
	MISSOURI WESTERN UNIVERSITY ASSISTANT COACH Record: 4-7 (.364)	
	EASTERN NEW MEXICO UNIVERSITY ASSISTANT COACH Record: 13-10 (.565)	
	TARLETON STATE UNIVERSITY ASSISTANT COACH Record: 11-8 (.579)	

TARLETON RESULTS

YEAR	SCHOOL	OVERALL RECORD	CONF RECORD	HOME RECORD
2020	TARLETON	5-3	-	3-3
2021	TARLETON	6-5	2-3	5-1
TOTAL	2 SEASONS	11-8	2-3	8-4

When the 2022 football season begins, Michael Walton will begin his 18th season as a collegiate football assistant coach and his third at Tarleton State University as the special teams coordinator. He will also assist with coaching safeties.

He was part of Tarleton's 6-5 season in their second year at the NCAA Division I level in 2021. Walton was also a part of Tarleton's first NCAA Division I campaign in the unprecedented spring football season of 2021. The Texans went 5-3 in their first season at the FCS level and earned their first win over a Division I program against FBS Independent New Mexico State on February 21. Under Walton's leadership, the Texans returned three special teams touchdowns and added a safety return off a PAT. Tarleton blocked three kicks and didn't surrender one.

Walton came to Tarleton following his second consecutive season as the assistant head coach and defensive coordinator for his alma mater, Eastern New Mexico. In 2018, Walton commanded a Hounds defense that finished third in the LSC. Eastern's best defensive effort of the year came in its annual Wagon Wheel Game with West Texas A&M as the Greyhound shutout the Buffs for the first time since 1992.

His career began as a four-year letterman for the Greyhounds from 1996-99. Walton was named to 12 different All-America teams in his final two seasons as a Hound and was named the school's Greatest Greyhound recipient on three different occasions (1997-99). He finished his career as the program's all-time leading tackler (515) and was the 1998 LSC South Division Defensive Lineman of the Year. In his senior season, Walton led the Greyhounds to the first of back-to-back LSC South Division Championships.

Walton traded the pads for a clipboard the following season when he transitioned to the coaching staff where he stayed for

the next seven football seasons as an assistant coach over various positions. He was a safeties coach for one the best defensive units in Greyhound history during that 2000 season. His defense ranked No. 14 in the nation in total defense and No. 10 in pass defense efficiency. He shifted to the offensive side of the ball for four seasons before being named the defensive coordinator in 2006.

His time in Portales led him to the NCAA Division I level as a special teams coordinator and cornerbacks coach for Sam Houston State, led by none other than Todd Whitten. During his time at SHSU, Walton's special teams unit boasted the country's top-ranked punt coverage and punt return units.

Walton and Whitten remained together with the Bearkats for three seasons before Walton moved on to earn the defensive coordinator role with New Mexico Military Institute for the 2010 season. He quickly returned to the LSC by being named the DC for Angelo State, where he stayed from 2011-13 and elevated the Rams defense to the No. 1-ranked rushing defense in the country in 2012.

His impact once again led him to the FCS level and a return to the Piney Woods as he joined the Stephen F. Austin staff in 2014 as the special teams coordinator and safeties coach. With Walton on the staff, the Lumberjacks qualified for the FCS playoffs that season and he remained with the 'Jacks through the 2016 season before making his return to Division II. Walton left SFA to take the defensive coordinator position at Missouri Western in 2017 before making his return to Eastern New Mexico in 2018.

A native of Earth, Texas, Walton holds two degrees from Eastern New Mexico – a bachelor's degree in special education and a master's degree in sports administration. He is married to Alicia Polaco-Walton and they have two daughters, Lucia and Grace.



THE WALTON FAMILY







ASSISTANT COACH



PERSONAL

HOMETOWN	KILGORE, TEXAS
HIGH SCHOOL	KILGORE HIGH SCHOOL
ALMA MATER	TEXAS ('10)
FAMILY	WIFE: JENNIFER DAUGHTER: MALIYAH SON: JACKSON

PATH TO THE SIDELINES

	UNIVERSITY OF TEXAS STUDENT-ATHLETE Record: 50-9 (.847)	2008-10 2011-13 2014 2015-18 2018-PRESENT
	THREE TEAMS IN THE NATIONAL FOOTBALL LEAGUE PROFESSIONAL ATHLETE Record: N/A	
	HYDE PARK BAPTIST HIGH SCHOOL ASSISTANT COACH Record: N/A	
	BLINN JUNIOR COLLEGE ASSISTANT COACH Record: 23-16 (.590)	
	TARLETON STATE UNIVERSITY ASSISTANT COACH Record: 22-9 (.710)	

TARLETON RESULTS

YEAR	SCHOOL	OVERALL RECORD	CONF RECORD	HOME RECORD
2019	TARLETON	11-1	8-0	5-1
2020	TARLETON	5-3	-	3-3
2021	TARLETON	6-5	2-3	5-1
TOTAL	3 SEASONS	22-9	10-3	13-5

EDDIE JONES

ASSISTANT COACH (RB) // 4TH SEASON // TWITTER: @COACH_EJONES

When the 2022 football season begins, Eddie Jones will begin his fourth season at Tarleton as an assistant coach, his first as the running backs coach. In 2021, Jones was the outside linebackers coach and assisting special teams coach. He spent his first two seasons coaching the defensive line.

Jones was a part of Tarleton's first two NCAA Division I campaigns, helping the Texans go 6-5 in 2022 and 5-3 in 2021. The first Tarleton defense to take on Division I held opponents to 19.3 points per game and made 15.0 sacks for the spring of 2021.

In his second season at Tarleton, Jones made an immediate impact by coaching a pair of defensive linemen to All-American status. He helped guide the Tarleton defense to its second straight undefeated regular season and LSC Championship. Under Jones' leadership, Tarleton defensive lineman B.J. Jefferson was named the LSC Defensive Player of the Year and Jordan Wells was tabbed the LSC Defensive Lineman of the Year. Both went on to earn All-America accolades and Jefferson became the highest finisher in school history in the Gene Upshaw Award list. Jefferson was the national runner-up for the Gene Upshaw award. Jefferson and Wells were both named nominees to for the Cliff Harris Small College Defensive Player of the Year award.

In 2019, Tarleton led the LSC in tackles for a loss (4.67) and total defense (287.3). Jefferson ranked No. 2 in the nation and led the conference with 2.1 tackles for loss per game. As a team, Tarleton also boasted the conference's best rushing defense (103.0).

Jones came to Tarleton with an impressive football resume, which began with a standout playing career at Kilgore High School. As a prep star, Jones was one of the top defensive linemen in the state of Texas and recorded over 300 tackles in his high school career, including 28 sacks, eight forced fumbles, and eight fumble recoveries.

At Kilgore, Jones was named a Parade All-American, All-USA First Team by USA Today, and an EA Sports All-American. He was a three-sport athlete – also starring on the basketball court and baseball diamond – and racked up numerous district accolades

throughout his high school career, including 17-4A District MVP honors as a senior in football.

Following an All-American high school career, Jones earned a spot on the Texas Longhorns football team. He played for the Longhorns for five seasons, earning honorable mention All-Big XII status as a senior. He made over 110 tackles and 13.5 sacks in his career to go along with 24 tackles for a loss, two interceptions and two forced fumbles.

As a junior, Jones played in 14 games at defensive end and special teams. He helped Texas reach the BCS National Championship game and made two tackles in that game. He was also a member of UT's Athletic Director's Honor Roll and the Student-Athlete Advisory Council, as well as being heavily involved within the community.

From there, Jones went on to spend two seasons in the NFL between the New York Jets and St. Louis Rams. He was promoted to the active roster for the first time with the Jets on October 8, 2011.

Jones began his coaching career at Hyde Park Baptist High School in Austin, where he spent one season coaching the defensive and offensive lines and special teams. The following summer, Jones moved on to junior college powerhouse, Blinn, where he spent the last four seasons. The Buccaneers have won 23 games over the last four seasons with Jones on the sideline, including a 7-4 mark last year having improved their rushing defense over 60 fewer yards per game. Blinn's defense last season with Jones as the Co-Defensive Coordinator led the nation in sacks with 55. His defensive line accounted for 42.

Jones graduated with two degrees from the University of Texas. He completed a bachelor's degree in kinesiology in 2009 and a bachelor's degree in education in 2010. He returned to school recently and completed a master's degree in sports medicine from Southwestern Oklahoma State University in 2018.

Jones is married to Jennifer, and they have two kids, Maliyah and Jackson.



THE JONES FAMILY



ASSISTANT COACH

THIS IS OUR COACHING STAFF

MARC MARTINEZ

ASSISTANT COACH (ILB) // CAMP DIRECTOR // 8TH SEASON // TWITTER: @_COACHMARTINEZ_



PERSONAL

HOMETOWN WACO, TEXAS

HIGH SCHOOL MIDWAY HIGH SCHOOL

ALMA MATER TARLETON ('14)

FAMILY WIFE: LACIE
DAUGHTER: ESTELLA

PATH TO THE SIDELINES



TARLETON STATE UNIVERSITY
STUDENT-ATHLETE
Record: 24-17 (.585)



TARLETON STATE UNIVERSITY
GRADUATE ASSISTANT COACH
Record: 8-13 (.381)



TARLETON STATE UNIVERSITY
ASSISTANT COACH
Record: 40-16 (.714)

2011-14 2015-18 2019-PRESENT

TARLETON RESULTS

YEAR	SCHOOL	OVERALL RECORD	CONF RECORD	HOME RECORD
2015	TARLETON	3-7	1-5	2-4
2016	TARLETON	5-6	5-4	3-3
2017	TARLETON	6-6	4-4	3-2
2018	TARLETON	12-1	8-0	8-0
2019	TARLETON	11-1	8-0	5-1
2020	TARLETON	5-3	-	3-3
2021	TARLETON	6-5	2-3	5-1
TOTAL	7 SEASONS	48-29	28-16	29-14

When the 2022 football season begins, Marc Martinez will begin his sixth season as a full-time linebackers coach for Tarleton, fifth season as the program's summer camp director, and eighth season with the Texan coaching staff overall.

Martinez was part of Tarleton's first two NCAA Division I campaigns, helping the program go 6-5 in 2022 and 5-3 in 2021. The Texans went 5-3 in their first season at the FCS level and earned their first win over a Division I program against FBS Independent New Mexico State on February 21. The first Tarleton defense to take on Division I held opponents to 19.3 points per game and made 15.0 sacks for the spring of 2021. All-American linebacker Ronnell Wilson was a dominant leader for the linebacker corps under Martinez, including Tarleton's first 20-tackle performance in the program's NCAA era against Mississippi College.

In just his second full-time season in 2018, Martinez helped coach the Texan defense to the most successful season in school history. The Texans went 12-1, winning the first outright LSC title in program history and advanced to the NCAA regional finals with a No. 5 national ranking.

Martinez coached a trio of all-conference linebackers in EJ Speed, Ronnell Wilson and Gary Moore. Speed went on to become the highest drafted Texan in school history after being picked in the fifth round of the 2019 NFL draft by the Indianapolis Colts. Speed led the Texans with 106 tackles while Moore and Speed combined for 10.5 of the 33 sacks on the season. The Texan defense held teams to just 101.2 rushing yards per game and the 214 points allowed is the lowest in the NCAA era for the Texans.

Tarleton followed up in 2019 with its second straight undefeated regular season and LSC Championship. Tarleton led the LSC in tackles for a loss (4.67) and total defense (287.3). Jefferson ranked No. 2 in the nation and led the conference with 2.1 tackles for loss per game. As a team, Tarleton also boasted the conference's best rushing defense (103.0). Junior Ronnell Wilson led the linebackers

with All-America recognition from the Don Hansen Football Committee.

After making the transition from coach to player in 2015, Martinez began his coaching career as a graduate assistant coach for the defense. Martinez helped turn former running back Cody Burtscher into one of the most decorated Texans to don the purple and white. Under Martinez's leadership, Burtscher finished his senior season as a first-team All-LSC, all-region, and AFCA All-America selection as well as being named the Lone Star Conference Linebacker of the Year in 2016. In his first full-time season in 2017, Martinez helped coach Basil Jackson into one of the top linebackers in the country. Jackson led the nation in tackles per game for most of the season and finished the season as an All-LSC Second Team and all-region award winner.

Martinez made the transition from the gridiron to the sidelines following a stellar four-year playing career for the Texans, including an all-conference senior season as the team's leading tackler.

He was a two-time all-LSC linebacker capped off by his senior campaign when he topped the 100-tackle mark to lead the Texans. He made 44 solo stops while assisting on 66 and leading the nation with four fumble recoveries. He also made 5.5 tackles behind the line of scrimmage in his swan song season for the Purple and White.

For his career, Martinez played in 35 games over three seasons and was a part of the 2013 Lone Star Conference Championship team. He amassed two interceptions, four forced fumbles and five fumble recoveries in his career while making 253 total tackles, including 119 solo stops. He made 17.0 tackles for a loss in his career and deflected seven passes.

Martinez graduated with his undergraduate degree and master's degree from Tarleton. He currently resides in Stephenville with his wife, Lacie, and two daughters, Estella and Camilla.



THE MARTINEZ FAMILY



ASSISTANT COACH



PERSONAL

HOMETOWN FRISCO, TEXAS
 HIGH SCHOOL HERITAGE HIGH SCHOOL
 ALMA MATER TARLETON ('16)

PATH TO THE SIDELINES



TARLETON STATE UNIVERSITY
STUDENT-ATHLETE
 Record: 15-15 (.500)



TARLETON STATE UNIVERSITY
GRADUATE ASSISTANT COACH
 Record: 11-12 (.478)



TARLETON STATE UNIVERSITY
ASSISTANT COACH
 Record: 34-10 (.773)

2015-16 2016-17 2018-PRESENT

TARLETON RESULTS

YEAR	SCHOOL	OVERALL RECORD	CONF RECORD	HOME RECORD
2016	TARLETON	5-6	5-4	3-3
2017	TARLETON	6-6	4-4	3-2
2018	TARLETON	12-1	8-0	8-0
2019	TARLETON	11-1	8-0	5-1
2020	TARLETON	5-3	-	3-3
2021	TARLETON	6-5	2-3	5-1
TOTAL	6 SEASONS	45-22	27-11	27-10

TATE WHITTEN

ASSISTANT COACH (WR) // 7TH SEASON // TWITTER: @COACHTWHITT

When the 2022 football season begins, Tate Whitten will begin his fifth year as a full-time wide receivers coach.

In his brief career, Whitten has coached some of the most decorated wide receivers to ever don the purple and white – including Harlon Hill finalist Zimari Manning and a pair of FCS Stats Perform Honorable Mention National Players of the Week Tariq Bitson and Gabe Douglas.

Whitten was a part of Tarleton's first two NCAA Division I campaigns, helping the Texans go 6-5 in 2022 and 5-3 in 2021. Tarleton's first Division I football team hauled in 231.9 yards per game through the air. Tariq Bitson (614) and Douglas (465) were two of the nation's top performers by combining for 1,079 yards through the air and 10 touchdowns in the spring.

In his first two seasons as a full-time staff member, Whitten coached a pair of all-conference wide-outs in Zimari Manning and JF Thomas. While leading Tarleton to an undefeated record, an outright LSC Championship and the Super Region IV finals in 2018, Manning went on to receive all-region honors as well with 947 yards and 12 touchdowns while Thomas accounted for 539 yards and six touchdowns, including the game-winning grab in overtime to secure a win over No. 10 Midwestern State.

The tandem followed up by boasting one of the fiercest receiving corps in the country at any level in 2019. Manning led the team and the nation with 22 receiving touchdowns while going for 1,462 yards on 68 catches. Thomas wreaked havoc on the other side of the gridiron with 737 yards and six touchdowns on 36 catches. Both were named All-LSC while Manning earned a school-record five different All-America First Team honors and became the highest-finishing wide receiver in the Harlon Hill voting since 1991. Manning was named the D2CCA and Don Hansen Super Region IV Offensive Player of the Year in 2019.

Whitten spent the previous two seasons as a graduate assistant coach with the athletic department, helping Tarleton win 11 games over the last two seasons and qualify for the Corsicana Bowl in 2017. His transition to the sidelines came after a four-year playing career for the Texans as a receiver.

He earned a bachelor's degree in kinesiology from Tarleton in 2016. He came to Tarleton from Frisco Heritage High School where he was a standout student-athlete.



TATE WHITTEN



ASSISTANT COACH

BRANT BAILEY

ASSISTANT COACH (TE) // 5TH SEASON // TWITTER: @BB33FROME



PERSONAL

HOMETOWN EASTLAND, TEXAS
 HIGH SCHOOL EASTLAND HIGH SCHOOL
 ALMA MATER TARLETON ('20)

PATH TO THE SIDELINES



TARLETON STATE UNIVERSITY
STUDENT-ATHLETE
 Record: 34-14 (.708)

2016-18



TARLETON STATE UNIVERSITY
DIRECTOR OF FOOTBALL OPERATIONS
 Record: --

2021

TARLETON RESULTS

YEAR	SCHOOL	OVERALL RECORD	CONF RECORD	HOME RECORD
2016	TARLETON	5-6	5-4	3-3
2017	TARLETON	6-6	4-4	3-2
2018	TARLETON	12-1	8-0	8-0
2019	TARLETON	11-1	8-0	5-1
TOTAL	4 SEASONS	34-14	25-8	19-6



BRANT BAILEY



ASSISTANT COACH

TARLETON TEXAN FOOTBALL



SCOTT STOKER

ASSISTANT COACH (OLB) // 1ST SEASON

Scott Stoker enters his first season with Tarleton in 2022 as the Texans' outside linebackers coach. "Scott Stoker and I have a lot of history together, from playing against each other all those years ago, to coaching together at Sam Houston," said head coach Todd Whitten. "He's well respected not only by me, but across college football."

Stoker has nearly 30 years of coaching experience under his belt, much of it as a head coach or coordinator. He most recently was an offensive/defensive analyst at Tulane following a five-year run (2016-20) at Louisiana-Monroe, serving as defensive coordinator, linebackers coach, and even interim head coach towards the end of 2020.

"It's great to once again be working with Coach Whitten, who I've known for quite some time," Stoker said. "We've built a great relationship and I know what he expects out of myself."

Stoker was the defensive coordinator for three years at UTEP (2013-15) and four years at Sam Houston (2009-12), the first of which was with the Bearkats' head coach at the time, Whitten. Before joining Whitten's staff at Sam Houston, Stoker was the head coach at his alma mater, Northwestern State, for seven years from 2002-08.

While at ULM, Stoker's linebackers played a big part in the 2018 defense that ranked fourth in total defense in conference games in the Sun Belt. Stoker coached David Griffith to become the Warhawks' all-time tackles for loss leader with 42.5. Griffith also earned All-Sun Belt second team honors and had a career-high 92 tackles under Stoker's tutelage in 2018. In 2019, Stoker coached Cortez Sisco Jr. to a career-best 114 tackles. He became the first Warhawk to top 100 tackles in a season since 2015.

Stoker also spent three seasons at UTEP as defensive coordinator from 2013-15. His first year on the job was a tremendous success as the Miners cut their points per game allowed from 39.3 the previous season to 28.1 in Stoker's first. The Miners also improved in many other defensive categories. Total defense allowed dropped by more than 100 yards per game from the previous season.

Prior to UTEP, Stoker spent four years at Sam Houston as defensive coordinator. His defenses at the FCS level were fearsome. The Bearkats experienced immense success, making back-to-back FCS Division 1 Championship game appearances and winning back-to-back Southland Conference championships in 2011 and 2012. Following the 2011 year, which saw the Bearkats finish 14-1, Stoker was named the NCAA FCS "Defensive Coordinator of the Year" by FootballScoop.com. The 2011 defense finished the season ranked top-five in the FCS in rushing defense (No. 1), scoring defense and turnover margin (No. 2), total defense (No.3) and pass efficiency defense (No. 4).

In Stoker's time as the head coach at Northwestern State, he compiled a 43-38 record and led the Demons to a 2004 Southland Conference co-championship and two NCAA Division I-AA playoff appearances (2002 and 2004). Three of his Demon teams ranked in the top-15 in total defense and rushing defense. They finished second in both categories in 2004. Stoker was named as one of the country's Top-10 recruiters by American Football Coaches Monthly.

Stoker spent eight seasons on the McNeese staff (1994-01). The Cowboys made six appearances to the NCAA I-AA playoffs. In 1995 they played in the national semifinals and the 1997 team played in the national championship. Stoker was the offensive coordinator in 1999 before transitioning to defensive coordinator in 2000.

Stoker's playing career included an all-state recognition at quarterback for Alexandria (LA) high school before heading to Northwestern State, where he led the Demons to the 1988 Southland Conference championship and a berth in the NCAA I-AA playoffs. Stoker closed out his collegiate career as the school's all-time leader in passing yards (4,801) and total offense (5,059 yards). He is a member of the N-Club Hall of Fame. Whitten's Stephen F. Austin team consistently matched up with Northwestern State in the 1980s, with both men leading their respective teams at quarterback.

Stoker and his wife Kim have three daughters: Jennifer, Carlie and Zoe.

PERSONAL

HOMETOWN ALEXANDRIA, LOUISIANA
 ALMA MATER NORTHWESTERN STATE ('89)
 FAMILY WIFE: KIM
 DAUGHTERS: JENNIFER, CARLIE, ZOE

PATH TO THE SIDELINES

	NORTHWESTERN STATE UNIVERSITY STUDENT-ATHLETE Record: 25-18-3 (.576)	1986-89 1989-01 2002-08 2008-12 2013-15 2016-20 2021
	MCNEESE STATE UNIVERSITY ASSISTANT COACH Record: 70-30 (.700)	
	NORTHWESTERN STATE UNIVERSITY HEAD COACH Record: 43-38 (.531)	
	SAM HOUSTON STATE UNIVERSITY ASSISTANT COACH Record: 36-16 (.692)	
	THE UNIVERSITY OF TEXAS AT EL PASO ASSISTANT COACH Record: 14-23 (.378)	
	UNIVERSITY OF LOUISIANA MONROE ASSISTANT COACH/INTERIM HEAD COACH Record: 19-39 (.326)	
	TULANE UNIVERSITY OFFENSIVE/DEFENSIVE ANALYST Record: --	



THE STOKER FAMILY



ASSISTANT COACH

FRED TATE

ASSISTANT COACH (DL) // 1ST SEASON



PERSONAL

HOMETOWN HATTIESBURG, MISSISSIPPI
HIGH SCHOOL NORTH FORREST HIGH SCHOOL
ALMA MATER SOUTHERN MISS ('97)

PATH TO THE SIDELINES

	SOUTHERN MISSISSIPPI UNIVERSITY STUDENT-ATHLETE Record: 14-8 (.636)	1995-98
	EAST CENTRAL COMMUNITY COLLEGE ASSISTANT COACH Record: N/A	1997
	JACKSONVILLE STATE UNIVERSITY ASSISTANT COACH Record: N/A	1998-99
	EAST MISSISSIPPI COMMUNITY COLLEGE ASSISTANT COACH Record: N/A	2000
	SOUTHWEST TEXAS STATE UNIVERSITY ASSISTANT COACH Record: N/A	2001
	MIDDLE TENNESSEE STATE UNIVERSITY ASSISTANT COACH Record: 4-8 (.333)	2002
	EAST CAROLINA UNIVERSITY ASSISTANT COACH Record: 3-20 (.130)	2003-04
	SOUTHERN MISSISSIPPI UNIVERSITY ASSISTANT COACH Record: 16-10 (.615)	2005-08
	UNIVERSITY OF TENNESSEE AT CHATTANOOGA ASSISTANT COACH Record: 7-16 (.304)	2008-09
	MARSHALL UNIVERSITY ASSISTANT COACH Record: 12-13 (.480)	2010-11
	TEXAS TECH UNIVERSITY ASSISTANT COACH Record: 9-4 (.692)	2012
	UNIVERSITY OF CINCINNATI ASSISTANT COACH Record: 9-4 (.692)	2013
	UNIVERSITY OF CALIFORNIA BERKELEY ASSISTANT COACH Record: 18-19 (.486)	2014-18
	UNIVERSITY OF TENNESSEE AT MARTIN ASSISTANT COACH Record: 6-5 (.545)	2017
	AUSTIN PEAY STATE UNIVERSITY ASSISTANT COACH Record: 16-10 (.615)	2018-19
	NAVARRO COLLEGE ASSISTANT COACH Record: 8-9 (.471)	2020-21

Fred Tate will begin his first season at Tarleton in 2022 as the defensive line coach for the Texans.

"Fred Tate has been around the block with a special mind in regards to the defensive line, and I expect great things from his group," head coach Todd Whitten said.

Tate has been in the college ranks for almost 25 years, most recently serving as the defensive coordinator and linebackers coach for Navarro College.

"I'm thrilled to remain in Texas and make the move back to Division I football, especially with a program like Tarleton," Tate said. "I've admired the work Coach Whitten has done with this team from afar. Getting the chance to join his staff and become a Texan is humbling, and I can't wait to join the Stephenville community."

Tate has coached at 15 different collegiate football programs, mostly as a defensive line coach, the same as his role with the Texans. Besides Navarro, he's been at Austin Peay (2018-19), UT Martin (2017), California (2014-16), Cincinnati (2013), Texas Tech (2012), Marshall (2010-11), Chattanooga (2008-09), Southern Miss (2005-06), East Carolina (2003-04), Middle Tennessee (2002), Southwest Texas State (2001), East Mississippi Community College (2000), Jacksonville State (1998-99) and East Central Community College (1997).

In Tate's time at Cal, the defense saw improvement each year he was on campus. In 2015, the Golden Bears defense allowed 9.1 less points per game than the previous season and 15.8 points fewer than the 2013 campaign before Tate arrived. Tate coached up defensive lineman Kyle Kragen to an All-Pac-12 selection in 2015. Kragen led Cal with a career high 8.0 tackles for loss, 7.0 sacks and six quarterback hurries. The Golden Bears depth along the defensive line was a strength of the team throughout Tate's tenure. In 2015 they played three deep at most positions along the defensive line on a regular basis. Two different Cal players had record seasons under Tate's watch in Mustafa Jalil and Austin Clark. Jalil started all 12 games in 2014 and had a career-high 35 tackles, 5.5 tackles for loss, 1.5 sacks and two quarterback hurries.

Clark earned All-Pac-12 honors in 2014 as he made 10 starts and had 22 of his 23 career tackles.

At Cincinnati, Tate was a part of the Bearcat squad that went 9-4 and played in the Belk Bowl. The 2013 Cincinnati defense was one of the tops in the country, ranking in the top 10 nationally in rushing defense and total defense. Tate coached DL Jordan Stepp to First Team All-AAC honors and Silverberry Mouhon to Second Team honors. The duo combined for 15.5 sacks.

While at Texas Tech, Tate played a big part in a total defensive overhaul from 2011 to 2012 when he arrived. The Red Raiders went from ranking 114th nationally in total defense in 2011 to 38th in 2012. They went 8-5 and won the Meineke Car Care Bowl. Tate tutored Kerry Hyder to a Second Team All-Big 12 selection as he finished the season with 14.0 tackles for loss.

The two seasons Tate spent at Marshall were extremely impactful. The Thundering Herd won the Beef 'O' Brady's Bowl in 2011. The defense in 2011 ranked No. 1 in Conference USA and No. 5 in the nation with 7.85 tackles for loss per game. He coached Vinny Curry to First Team All-American honors and the 2011 C-USA Defensive Player of the Year. Curry was drafted in the second round of the 2012 NFL Draft by the Philadelphia Eagles and played eight seasons in the NFL.

While at Chattanooga, Tate coached the 2009 Third Team AP All-American, SoCon player of the year and FCS leader in sacks (12.5) Josh Beard.

In two seasons with his alma mater Southern Miss, the Golden Eagles had back-to-back winning seasons and bowl appearances. They defeated Arkansas State in the New Orleans Bowl in 2005 and defeated Ohio in the GMAC Bowl in 2006.

A native of Hattiesburg, Mississippi, Tate served in the United States Army and was a member of the elite airborne unit stationed at Fort Bragg, North Carolina. Following his service, he played four years of college football, his last two at Southern Miss as a defensive lineman. He earned his bachelor's degree in human performance from Southern Miss in 1997.



FRED TATE

DIRECTOR OF OPERATIONS

TARLETON TEXAN FOOTBALL



JONATHAN BEASLEY

DIRECTOR OF RECRUITING, FOOTBALL OPERATIONS // 11TH SEASON // TWITTER: @BEASLEY_COACH

PERSONAL

HOMETOWN GLENDALE, ARIZONA
HIGH SCHOOL CACTUS HIGH SCHOOL
ALMA MATER KANSAS STATE ('01)
FAMILY WIFE: AMANDA
 SONS: TANNER & LIAM
 DAUGHTER: OLIVIA

PATH TO THE SIDELINES

- KANSAS STATE UNIVERSITY STUDENT-ATHLETE**
Record: 53-10 (.841)
- SIX TEAMS BETWEEN NFL/CFL/AFL PROFESSIONAL QUARTERBACK**
Record: N/A
- EMPORIA STATE UNIVERSITY GRADUATE ASSISTANT COACH**
Record: 3-8 (.273)
- MONTANA STATE UNIVERSITY ASSISTANT COACH**
Record: 13-10 (.565)
- KANSAS STATE UNIVERSITY GRADUATE ASSISTANT COACH**
Record: 23-15 (.605)
- TARLETON STATE UNIVERSITY ASSISTANT COACH**
Record: 66-41 (.617)

TARLETON RESULTS

YEAR	SCHOOL	OVERALL RECORD	CONF RECORD	HOME RECORD
2012	TARLETON	6-4	5-3	3-2
2013	TARLETON	7-3	5-1	2-2
2014	TARLETON	5-5	4-3	1-2
2015	TARLETON	3-7	1-5	2-4
2016	TARLETON	5-6	5-4	3-3
2017	TARLETON	6-6	4-4	3-2
2018	TARLETON	12-1	8-0	8-0
2019	TARLETON	11-1	8-0	5-1
2020	TARLETON	5-3	-	3-3
2021	TARLETON	6-5	2-3	5-1
TOTAL	10 SEASONS	66-41	42-23	35-20

Jonathan Beasley will begin his 11th year at Tarleton in a new role in 2022, now the director of recruiting and football operations.

"Beasley has proven to be an excellent recruiter, and I know with his full focus being on that side of things, we can continue adding the best of the best here," head coach Todd Whitten said.

Beasley spent his last seven seasons as the team's recruiting coordinator along with his assistant coaching duties. He's served as a tight ends coach, wide receivers coach and running backs coach, coaching three positional players of the year, three All-Americans and 13 All-Conference selections. Beasley has also had a major hand in bringing in the most elite talent this program has ever seen over the past seven years, many players who have went on to play professional football.

Beasley was a part of Tarleton's first two NCAA Division I seasons, helping the Texans to winning campaigns, going 6-5 in 2021 and 5-3 in 2020.

Prior to the move to Division I, Beasley helped transform the Tarleton offense into the most prolific rushing attack in the country and the best season in school history with a 12-1 record, the first outright LSC championship and advanced to the NCAA regional finals in 2018. Behind a pair of 1,000-yard running backs in Xavier Turner and Daniel McCants, the Texans rushed for a school record 4,301 yards and 310 yards per game, ranking third in the country and the best for a non-option offense. Turner, a Harlon Hill nominee and LSC Offensive Back of the Year, ran for 1,469 yards and 22 touchdowns while McCants had 1,141 yards and eight touchdowns. Turner signed a free agent deal with the Arizona Cardinals.

That season followed up with yet another undefeated regular season and LSC Championship as the 2019 Texans went 11-1. McCants enjoyed one of the finest rushing seasons in school history on his way to being named the LSC Offensive Back of the Year and to four different All-America teams. The senior from Killeen rushed for 1,457 yards on a mere 164 carries to lead the nation in yards per attempt (8.9). As a team, the Texans rushed for 3,207 yards for the season and were the No. 14-ranked rushing attack in the country.

Over the final two seasons in the LSC, Beasley coached back-to-back LSC Offensive Backs of the Year (Turner and McCants) and three All-Americans (Turner, McCants, QB Holmes). He also coached TE Brant Bailey to four straight All-LSC honors.

Beasley took over coaching the running backs and tight ends in 2016 and has seen much success from his student-athletes. In that first year, his running backs combined for 1,060 yards and 10 touchdowns while freshman tight end Brant Bailey took home second-team All-LSC recognition in his debut season under Beasley's leadership. Last year, Beasley helped Xavier Turner earn All-LSC Second Team honors in a breakout season that saw the junior rush for 765 yards and 11 touchdowns. Turner also became the second player in school history to rush, catch, and throw for a touchdown in a single game — which he did at Midwestern State on Nov. 4.

In his first four seasons at Tarleton, he was the primary wide receivers coach and led two of the top wide receivers in this history of Texas Football — Clifton Rhodes III and Le'Nard Meyers. Rhodes ended his career as the school's all-time leader in receptions (209) and receiving yards (2,757) while Meyers is second in receptions (202), fourth in yards (2,580), and the all-time leader in receiving touchdowns (27). Meyers also tied Devin Guinn for the school record mark in 100-yard receiving games (10).

Under Beasley's leadership, Meyers had a banner year in 2015 as a senior. The Texan receiver from Gatesville was a first-team All-LSC selection, two-time all-region award winner, and a third-team All-America selection as well as being named the Lone Star Conference Receiver of the Year.

In 2014, the Texans boasted one of the top receiving corps in the nation with the trio of Le'Nard Meyers, Bubba Tandy and Clifton Rhodes III, who ultimately set the school record for most receptions and most receiving yards in school history. For the second straight season, Beasley's receiving corps had four players top the

400-yard receiving plateau with Tandy leading the way with 830 yards and Meyers checking in at 755. Rhodes III (556) and Tyler Wright (432) were the other top receivers for the Texans while Rhodes, Tandy and Meyers were named all-conference at receiver.

Beasley also spent the 2014 as the team's Academic Coordinator and the Texans had three Texans named to the league Academic All-Conference team and Charles Moore was named an Academic All-America honoree and National Football Foundation Scholar-Athlete and finalist for the William V. Campbell trophy.

In 2013, Beasley helped sophomore Le'Nard Meyers have a breakout season with a team-best 731 yards on 58 receptions, including a career-high 178 yards on nine catches and two touchdowns to power a 24-point comeback win against No. 4 West Texas A&M on Oct. 12. Meyers wasn't the only Texan receiver to shine under Beasley's tutelage as Meyers, Clifton Rhodes III (675), Bubba Tandy (498) and Jeken Frye (419) all topped the 400-yard receiving plateau. Beasley's receivers had five 100-yard receiving games in 2013.

In Beasley's first season with Tarleton, he helped the Texan receivers combine for over 2,500 yards and 18 touchdowns with two receivers amassing more than 670 yards individually.

In his Tarleton career, he had a total of four different receivers, one running back and one tight end earn All-LSC honors.

Beasley, a former star quarterback at Kansas State, came to Tarleton after coaching three years at his alma mater as an offensive assistant coach. Beasley returned to his alma mater and served as the wide receivers coach after being an assistant coach at Montana State in 2007 and 2008.

The Bobcats went 13-10 over Beasley's two seasons. As part of the Bobcats coaching staff, Beasley also assisted with the weekly implementation of the offensive game plan and served as the MSU Community Service Coordinator.

Before arriving at Montana State, Beasley served as a graduate assistant at Emporia State as well as quarterbacks and running backs coach at Wichita North High in 2006 and JV and freshmen quarterbacks' coach at Cactus High in Glendale, Ariz. in 2003.

He played professionally for the Wichita Aviators in the APFL (2005), the Wichita Stealth in Arena II (2004), the NFL Jacksonville Jaguars (2003), the NFL Detroit Lions (2003), and NFL Green Bay Packers (2001). He also played for the Saskatchewan Roughriders of the Canadian Football League (2001-02). His time in Wichita earned him a spot in the Kanas Indoor Professional Football Hall of Fame with the Class of 2016. The Wichita Eagle also named him one of the Top-10 All-Time Greatest Indoor Football players.

A native of Glendale, Ariz., Beasley was a third-team All-Big XII selection at quarterback for K-State in 2000 and earned MVP honors in the 2001 Cotton Bowl, where K-State defeated Tennessee 35-21 and Beasley earned MVP honors after scoring three touchdowns on 98 yards rushing and 210 yards passing, and 1999 Holiday Bowl. He also earned MVP and team captain honors for the 2001 Hula Bowl and was the team captain for the 2001 East-West Shrine Game.

His heroics in the 2001 Cotton Bowl garnered a prestigious honor in 2019 when he was announced as one of seven individuals to be inducted into the Cotton Bowl Hall of Fame Class of 2020, alongside his head coach from Kansas State Bill Snyder.

Beasley was a two-year starter at Kansas State, compiling a 132.7 pass efficiency rating in 2000, the top mark in school history to that point. He threw for over 30 touchdowns in his career and finished with 4,642 career passing yards. He holds the school record for most yards per completion for a game (23.9), season (20.1) and career (17.9) while also compiling a 21-4 record in two seasons as the Wildcat starting quarterback.

He led K-State to a Big 12 Championship Game appearance against Oklahoma as a senior, and led the Wildcats to a win over Nebraska that same season by throwing a game-winning 12-yard scoring strike in the game's final three minutes.

Beasley married his wife, Amanda, in July 2014. He has two sons, Tanner and Liam, and a daughter, Olivia.



THE BEASLEY FAMILY



SUPPORT STAFF



MELANIE LANE

FB ADMIN ASSISTANT // 8TH SEASON



JAKE KEMP

GRADUATE ASSISTANT // 2ND SEASON



BRADEN HUCKS

GRADUATE ASSISTANT // 2ND SEASON



LANE PINKSTON

GRAD STUDENT MANAGER // 3RD SEASON



BRADY CAMP

VIDEO COORDINATOR // 1ST SEASON



ERIC DANIELS

EQUIPMENT MANAGER // 4TH SEASON



CHRIS BONTA

VOLUNTEER ANALYST // 1ST SEASON



CHRIS CLONINGER

STUDENT MANAGER // 1ST SEASON



GAGE LEFTWICH

STUDENT MANAGER // 1ST SEASON



ERICK MARTON

STUDENT MANAGER // 2ND SEASON



JORDAN MONTES

STUDENT MANAGER // 1ST SEASON



ERICK WILLIS

STUDENT ASSISTANT // 1ST SEASON



NCAA COMPLIANCE

As a fan of Tarleton Athletics, it is important to become familiar with NCAA, WAC and Tarleton Athletics Compliance rules. Please review the following information as a brief guide to NCAA compliance and feel free to contact our office at any time. We appreciate your support and cooperation.

BOOSTER DEFINED

A booster is any individual, independent agency, corporate entity (e.g., apparel or equipment manufacturer), or other organization that is known to:

- Hold, or have ever held, season tickets for any sport with Tarleton Athletics;
- Have participated in, or to be a member of, an agency or organization promoting any Tarleton Athletics program (e.g., Tarleton State University Alumni Association, Texan Club, etc.);
- Have made financial contributions to the athletics department or to an athletics booster organization of that institution;
- Be assisting, or to have assisted in, providing benefits to enrolled student-athletes or their families, which would trigger booster status under NCAA rules. These benefits include, but are not limited to, financial assistance, use of a car, use of a cell phone, etc.;
- Provide allowable benefits (e.g., summer jobs) to enrolled student-athletes; or
- Promote Tarleton Athletics in any way

**This list is not exhaustive. Please contact the Tarleton Athletics Compliance Office if you have any questions about your possible status as a booster. Once an individual or entity is deemed to be a booster it carries that status forever.*

EXTRA BENEFITS

An extra benefit is any special gift or arrangement provided to a student-athlete, or student-athlete's friends or family members which is not available to the general Tarleton student-body or general public. Should a prospective student-athlete or current student-athlete receive an extra benefit, they will be ineligible for competition.

IMPERMISSIBLE EXTRA BENEFITS EXAMPLES (NOT AN EXHAUSTIVE LIST)

For prospective and current student-athletes:

- Cash, loans or the co-signing of loans;
- Assistance with paying bills, rent or mortgages;
- Use of an automobile or any other transportation;
- Entertainment of admission to an event (e.g.; movies, athletic events, banquets, clubs, special events/parties, concerts, etc.);
- Gifts of any kind, including those on special occasions such as birthdays, religious holidays, graduation, etc.);
- Free or reduced cost services, rentals or purchases of any type (e.g., meals, drinks, clothing, laundry, haircuts, legal fees, tattoos, golf, car services, etc.);
- Free or reduced cost housing for any length of time;
- Use of your telephone or credit card;
- Providing a meal or paying for a meal at a public location;
- Academic assistance of any kind (e.g., tutoring, editing papers/projects, assistance in completing class work, use of computers, etc.)

PROSPECTIVE STUDENT-ATHLETES

A prospective student-athlete is anyone who has entered the ninth grade. Impermissible activities with a prospective student-athlete include:

- Having any type of recruiting communication including conversations, social media messages and letters;
- Conducting any evaluation of their ability on behalf of the Tarleton coaching staff or providing evaluations to the Tarleton coaching staffs;
- Contacting the prospective student-athlete. Getting involved in recruiting activities without consent from the Compliance Office could jeopardize the eligibility of the prospective student-athlete

RECRUITING INDUCEMENT

A recruiting inducement under NCAA rules is any special gift or arrangement provided to a prospective student-athlete that is not available to the general population. The arrangement of such a benefit would be considered an improper inducement to encourage the eventual enrollment of a prospective student-athlete.

Tarleton Athletics is responsible for the actions of its boosters and fans and is always available to answer any questions regarding permissible recruiting activities.

EMPLOYMENT OF A STUDENT-ATHLETE

Employment of a student-athlete is permissible, provided all six of the following conditions are met:

1. Student-athlete is only paid for work actually performed;
2. Student-athlete is paid at the rate commensurate with the going rate in that locale for similar services;
3. Student-athlete may not be compensated in any manner for any value or utility that he or she may have for an employer because of any publicity, reputation, fame or personal following that he/she may have because of his or her athletics ability;
4. Student-athletes must register all jobs during the academic year and summer by completing the Student-Athlete Employment Form and returning it to the Tarleton Athletics Compliance Office prior to beginning work;
5. Proof of earnings is required and all student-athletes must submit a pay stub at the end of their employment. All paperwork must be submitted along with verification of earnings; and
6. Employers MUST confirm their employment of Tarleton Athletics student-athletes prior to the student-athletes' employment.

PROMOTIONAL ACTIVITIES – STUDENT-ATHLETES

For prospective and current student-athletes:

- Student-athletes are not eligible for participation in intercollegiate athletics if he/she accepts compensation, or permits the use of his/her name or pictures to promote a commercial enterprise;
- A student-athlete's name or picture may not be used to advertise, recommend or promote directly the sale or use of a commercial product or service of any kind;
- If a student-athlete's name or picture appears on commercial items (e.g., t-shirts, playing cards, posters, photographs, etc.) or is used to promote a commercial product without the student-athlete and the institution are required to take steps to stop such an activity in order to maintain the student-athlete's eligibility.

GAMBLING ACTIVITIES

NCAA rules prohibit student-athletes and athletic department staff members from participating in any sports gambling activity or providing information concerning competitions to individuals involved in organized gambling activities. Additionally, it is a violation of federal law for boosters, student-athletes or staff members to tamper with the outcome of a collegiate contest. Please do not ask any student-athletes or staff members for information regarding student-athlete performance/injuries.

NCAA RULES

Top 10 Things Fans & Friends of Tarleton Athletics Should Know About NCAA Rules:

1. You should always report any suspected or known violations to the Compliance Office immediately.
2. The NCAA holds Tarleton Athletics accountable for the actions of its fans and supporters. If you are involved with NCAA violations (known or unknown), Tarleton may have to forfeit games, entire seasons, scholarships, recruiting opportunities or may be prohibited from participating in the postseason.
3. You may send information about prospects to Tarleton Athletics coaching staff members.
4. You may continue established relationships with friends and neighbors who children are prospects or student-athletes. The relationship must pre-date high school and is not based on his/her status as an athlete (this must be registered in advance with the compliance department).
5. You may not be involved in recruiting prospective student-athletes on behalf of Tarleton Athletics. A prospective student-athlete is a student who has started classes for the ninth grade.
6. You may not become involved in arranging for a prospect, a Tarleton student-athlete or a Tarleton student-athlete's friends or family to receive money or financial assistance of any kind.
7. You may not provide transportation to a prospect, student-athlete or their friends and family.
8. You cannot spend funds to entertain prospects, student-athletes or their friends and family or provide them with any other extra benefit.
9. You may not use a photo or name of a student-athlete for commercial purposes or sell student-athlete memorabilia.
10. Always ask before you act!

For specific NCAA Rule Interpretations, please contact the Tarleton Athletic Compliance Office:

Tarleton Athletics
Box T-0080
Stephenville, TX 76402

ERIC HEIER

Senior Associate Athletic Director for Compliance
Phone: (254) 459-5414
Fax: (254) 968-9764
Email: heier@tarleton.edu

ROBERT WOODCOCK

Assistant Athletic Director for Compliance
Phone: (254) 968-9940
Fax: (254) 968-9764
Email: rwoodcock@tarleton.edu

OUR OPPONENTS



TARLETON
TEXANS



2022 OPPONENTS



MISSISSIPPI VALLEY STATE DELTA DEVILS

SEPT. 1 IN STEPHENVILLE

GENERAL INFORMATION

Location	Bena, Mississippi
Established	1950
Enrollment	2,500
Colors	Green and Red
President	Dr. Jerryl Briggs
Athletic Director	Hakim McClellan
Conference	SWAC (DI FCS)
Stadium (Capacity)	Rice-Totten Stadium (10,000)
Website	www.mvsusports.com

TEAM INFORMATION

2021 Record	4-7
Conference Record	3-5

COACHING STAFF

Head Coach	Vincent Dancy
HC Alma Mater (Grad Year)	Jackson State (2006)
Record at School (Years)	7-29 (4)
Record Overall (Years)	7-29 (4)
Offensive Coordinator	Kenton Evans
Defensive Coordinator	Javier Gonzalez
Special Teams Coordinator	Dwyan Luckey

SERIES INFORMATION

Overall Record vs. Tarleton	0-0
In Stephenville	0-0
In Bena	0-0
At a neutral site	0-0
Site unknown	0-0
First Meeting	N/A
Last Meeting	N/A

MEDIA RELATIONS

SID	Brian Baublitz Jr.
Email/Phone	brian.baublitz@mvsu.edu/662-254-3011



TCU HORNED FROGS

SEPT. 10 IN FORT WORTH

GENERAL INFORMATION

Location	Fort Worth, Texas
Established	1873
Enrollment	11,938
Colors	Purple and White
President	Dr. Victor J. Boschini, Jr.
Athletic Director	Jeremiah Donati
Conference	Big 12 (DI FBS)
Stadium (Capacity)	Amon G. Carter Stadium (50,000)
Website	www.gofrogs.com

TEAM INFORMATION

2021 Record	5-7
Conference Record	3-6

COACHING STAFF

Head Coach	Sonny Dykes
HC Alma Mater (Grad Year)	Texas Tech (1993)
Record at School (Years)	0-0 (0)
Record Overall (Years)	71-63 (13)
Offensive Coordinator	Garrett Riley
Defensive Coordinator	Joe Gillespie
Special Teams Coordinator	Mark Tommerdahl

SERIES INFORMATION

Overall Record vs. Tarleton	0-0
In Stephenville	0-0
In Fort Worth	0-0
At a neutral site	0-0
Site unknown	0-0
First Meeting	N/A
Last Meeting	N/A

MEDIA RELATIONS

SID	Mark Cohen
Email	m.cohen@tcu.edu



2022 OPPONENTS



EASTERN NEW MEXICO GREYHOUNDS
SEPT. 17 IN STEPHENVILLE

NORTH ALABAMA LIONS
SEPT. 24 IN FLORENCE, ALABAMA

GENERAL INFORMATION

Location..... Portales, New Mexico
 Established 1927
 Enrollment..... 4,991
 Colors..... Green and Silver
 President Dr. Patrice Caldwell
 Athletic Director Dr. Paul Weir
 Conference Lone Star (DII)
 Stadium (Capacity) Greyhound Stadium (4,000)
 Website www.goeasternathletics.com

GENERAL INFORMATION

Location Florence, Alabama
 Established 1830
 Enrollment..... 8,400
 Colors..... Purple and Gold
 President Dr. Kenneth D. Kitts
 Athletic Director Dr. Josh Looney
 Conference ASUN (DI-FCS)
 Stadium (Capacity) Braly Stadium (14,215)
 Website www.roarlions.com

TEAM INFORMATION

2021 Record..... 4-7
 Conference Record 1-6

TEAM INFORMATION

2021 Record..... 3-8
 Conference Record 2-4

COACHING STAFF

Head Coach Tye Hiatt
 HC Alma Mater (Grad Year) Southern Virginia (2012)
 Record at School (Years) 4-7 (1)
 Record Overall (Years)..... 4-7 (1)
 Offensive Coordinator N/A
 Defensive Coordinator..... Jamison Bisch
 Special Teams Coordinator Jordan Dodge

COACHING STAFF

Head Coach Chris Willis
 HC Alma Mater (Grad Year) Delta State (1998)
 Record at School (Years) 19-27 (5)
 Record Overall (Years)..... 19-27 (5)
 Offensive Coordinator Ryan Held
 Defensive Coordinator..... Steadman Campbell
 Special Teams Coordinator N/A

SERIES INFORMATION

Overall Record vs. Tarleton..... 15-13
 In Stephenville 8-8
 In Portales..... 7-5
 At a neutral site 0-0
 Site unknown..... 0-0
 First Meeting 1961 (W, 42-20)
 Last Meeting..... 2019 (L, 49-10)

SERIES INFORMATION

Overall Record vs. Tarleton..... 1-1
 In Stephenville..... 1-0
 In Florence..... 0-1
 At a neutral site 0-0
 Site unknown..... 0-0
 First Meeting 2012 (L, 38-28)
 Last Meeting..... 2013 (W, 44-7)

MEDIA RELATIONS

SID Jose Montoya
 Email/Phone jose.montoya1@enmu.edu/575-562-2236

MEDIA RELATIONS

SID Jeff Hodges
 Email/Phone sportsinformation@una.edu/256-765-4595

2022 OPPONENTS



SOUTHERN UTAH THUNDERBIRDS

OCT. 8 IN CEDAR CITY, UTAH

GENERAL INFORMATION

Location	Cedar City, Utah
Established	1897
Enrollment	13,000
Colors	Red and White
President	Mindy Benson
Interim Athletic Director	Todd Brown
Conference	WAC (DI-FCS)
Stadium (Capacity)	Eccles Coliseum (10,000)
Website	www.suutbirds.com

TEAM INFORMATION

2021 Record	1-10
Conference Record	0-8

COACHING STAFF

Head Coach	DeLane Fitzgerald
HC Alma Mater (Grad Year)	James Madison (1999)
Record at School (Years)	0-0 (0)
Record Overall (Years)	86-47 (13)
Offensive Coordinator	Blair Peterson
Defensive Coordinator	John Kelling
Special Teams Coordinator	N/A

SERIES INFORMATION

Overall Record vs. Tarleton	0-1
In Stephenville	0-0
In Cedar City	0-0
At a neutral site	1-0
Site unknown	0-0
First Meeting	2021 (W, 40-35)
Last Meeting	2021 (W, 40-35)

MEDIA RELATIONS

SID	Regan Hunsaker
Email/Phone	reganhunsaker@suu.edu/435-299-9693



STEPHEN F. AUSTIN LUMBERJACKS

OCT. 15 IN NACOGDOCHES

GENERAL INFORMATION

Location	Nacogdoches, Texas
Established	1921
Enrollment	11,946
Colors	Purple and White
Interim President	Steve Westbrook
Athletic Director	Ryan Ivey
Conference	WAC (DI-FCS)
Stadium (Capacity)	Homer Bryce Stadium (14,575)
Website	www.sfajacks.com

TEAM INFORMATION

2021 Record	8-4
Conference Record	6-2

COACHING STAFF

Head Coach	Colby Carthel
HC Alma Mater (Grad Year)	Angelo State (2000)
Record at School (Years)	17-17 (3)
Record Overall (Years)	76-35 (9)
Offensive Coordinator	Matt Storm
Defensive Coordinator	Joe Cauthen
Special Teams Coordinator	Nik Nelson

SERIES INFORMATION

Overall Record vs. Tarleton	9-4
In Stephenville	3-1
In Nacogdoches	6-3
At a neutral site	0-0
Site unknown	0-0
First Meeting	1963 (W, 28-0)
Last Meeting	2021 (W, 20-10)

MEDIA RELATIONS

SID	Dennis Driscoll
Email/Phone	dennis.driscoll@sfasu.edu/936-468-7106



2022 OPPONENTS



SOUTHWEST BAPTIST BEARCATS
OCT. 22 IN STEPHENVILLE

SAM HOUSTON BEARKATS
OCT. 29 IN STEPHENVILLE

GENERAL INFORMATION

Location Bolivar, Missouri
 Established 1878
 Enrollment 2,379
 Colors Purple and White
 President Richard J. Melson
 Athletic Director Clark Sheehy
 Conference GLVC (DII)
 Stadium (Capacity) Plaster Stadium (3,000)
 Website www.sbsubearcats.com

GENERAL INFORMATION

Location Huntsville, Texas
 Established 1879
 Enrollment 21,213
 Colors Orange and White
 President Dr. Alisa White
 Athletic Director Bobby Williams
 Conference WAC (DI-FCS)
 Stadium (Capacity) Elliott T. Bowers Stadium (14,000)
 Website www.gobearkats.com

TEAM INFORMATION

2021 Record 4-7
 Conference Record 3-4

TEAM INFORMATION

2021 Record 11-1
 Conference Record 5-0

COACHING STAFF

Head Coach Robert Clardy
 HC Alma Mater (Grad Year) Southwest Baptist (2008)
 Record at School (Years) 27-40 (7)
 Record Overall (Years) 27-40 (7)
 Offensive Coordinator N/A
 Defensive Coordinator Johnny Stilwell and Tyler Curtis
 Special Teams Coordinator MJ Swortwood

COACHING STAFF

Head Coach K.C. Keeler
 HC Alma Mater (Grad Year) Delaware (1980)
 Record at School (Years) 80-23 (8)
 Record Overall (Years) 254-96-1 (28)
 Offensive Coordinator John Perry
 Defensive Coordinator Clayton Carlin and Joe Morris
 Special Teams Coordinator N/A

SERIES INFORMATION

Overall Record vs. Tarleton 1-1
 In Stephenville 1-1
 In Bolivar 0-0
 At a neutral site 0-0
 Site unknown 0-0
 First Meeting 1983 (L, 42-7)
 Last Meeting 2016 (W, 31-28)

SERIES INFORMATION

Overall Record vs. Tarleton 15-2
 In Stephenville 4-0
 In Huntsville 4-2
 At a neutral site 0-0
 Site unknown 7-0
 First Meeting 1963 (W, 21-0)
 Last Meeting 2021 (W, 45-27)

MEDIA RELATIONS

SID David McFeely
 Email/Phone dmcfeely@sbuniv.edu/417-328-1400

MEDIA RELATIONS

SID Ben Rikard
 Email/Phone ben.rikard@shsu.edu/936 294-1764

2022 OPPONENTS



ABILENE CHRISTIAN WILDCATS

NOV. 5 IN STEPHENVILLE

GENERAL INFORMATION

Location	Abilene, Texas
Established	1906
Enrollment	5,293
Colors	Purple and White
President	Dr. Phil Schubert
Athletic Director	Zack Lassiter
Conference	WAC (DI-FCS)
Stadium (Capacity)	Anthony Field at Wildcat Stadium (12,000)
Website	www.acusports.com

TEAM INFORMATION

2021 Record	5-6
Conference Record	2-2

COACHING STAFF

Head Coach	Keith Patterson
HC Alma Mater (Grad Year)	East Central (1986)
Record at School (Years)	0-0 (0)
Record Overall (Years)	0-0 (0)
Offensive Coordinator	Stephen Lee
Defensive Coordinator	Skyler Cassity
Special Teams Coordinator	Matt Clark

SERIES INFORMATION

Overall Record vs. Tarleton	20-12-4
In Stephenville	7-4
In Abilene	7-4
At a neutral site	1-1
Site unknown	5-3-4
First Meeting	1920 (T, 0-0)
Last Meeting	2021 (W, 29-3)

MEDIA RELATIONS

SID	Jordan Herrod
Email/Phone	jbh21a@acu.edu/325-674-6171



UTAH TECH TRAILBLAZERS

NOV. 12 IN ST. GEORGE, UTAH

GENERAL INFORMATION

Location	St. George, Utah
Established	1911
Enrollment	11,160
Colors	Red, White and Blue
President	Richard B. Williams
Athletic Director	Ken Beazer
Conference	WAC (DI-FCS)
Stadium (Capacity)	Greater Zion Stadium (10,500)
Website	www.utahtechtrailblazers.com

TEAM INFORMATION

2021 Record	1-10
Conference Record	0-3

COACHING STAFF

Head Coach	Paul Peterson
HC Alma Mater (Grad Year)	Boston College (2005)
Record at School (Years)	11-16 (3)
Record Overall (Years)	11-16 (3)
Offensive Coordinator	Craig Stutzmann
Defensive Coordinator	Shane Hunter and Misi Tupe
Special Teams Coordinator	Mike Fassel

SERIES INFORMATION

Overall Record vs. Tarleton	1-2
In Stephenville	1-0
In St. George	0-2
At a neutral site	0-0
Site unknown	0-0
First Meeting	2021 (W, 26-14)
Last Meeting	2021 (L, 41-20)

MEDIA RELATIONS

SID	Steve Johnson
Email/Phone	steve.johnson@utahtech.edu/435-652-7524



2022 OPPONENTS



HOUSTON BAPTIST HUSKIES
NOV. 19 IN STEPHENVILLE

GENERAL INFORMATION

Location..... Houston, Texas
 Established 1960
 Enrollment..... 2,733
 Colors..... Royal Blue and Orange
 President Dr. Robert B. Sloan, Jr.
 Athletic Director Steve Moniaci
 Conference SLC (DI-FCS)
 Stadium (Capacity) Husky Stadium (5,000)
 Website www.hbuhuskies.com

TEAM INFORMATION

2021 Record..... 0-11
 Conference Record 0-8

COACHING STAFF

Head Coach Vic Shealy
 HC Alma Mater (Grad Year) Richmond (1984)
 Record at School (Years) 16-66 (9)
 Record Overall (Years)..... 45-74-1 (13)
 Offensive Coordinator Cedric Cormier
 Defensive Coordinator..... Shane Eachus
 Special Teams Coordinator James Miles

SERIES INFORMATION

Overall Record vs. Tarleton..... 0-0
 In Stephenville 0-0
 In Houston 0-0
 At a neutral site 0-0
 Site unknown..... 0-0
 First Meeting N/A
 Last Meeting..... N/A

MEDIA RELATIONS

SID Russ Reneau
 Email/Phone rreneau@hbu.edu/281-649-3098



D.J. HARRIS



TODD WHITTEN

SERIES HISTORY

ABILENE CHRISTIAN

OVERALL: 12-20-4

HOME: 4-7 • AWAY: 4-7 • NEUTRAL: 1-1 • UNKNOWN: 3-5-4

H/A	DATE	W/L	SCORE	ATT.
A	11/13/21	L	3-29	6213
N	9/28/13	W-2OT	41-34	5500
N	9/15/12	L	31-34	6027
H	9/1/11	L	24-27	6412
A	9/25/10	L	3-65	7836
H	10/24/09	W	13-6	7326
A	10/25/08	L	17-37	10585
H	10/27/07	L	63-70	6412
A	10/21/06	W	37-36	9000
H	10/22/05	L	7-18	4762
H	9/18/04	L	14-31	6018
A	9/20/03	W	41-7	6500
H	9/21/02	W	12-9	6200
A	10/20/01	W	52-7	9672
H	10/21/00	W	15-13	3700
A	10/23/99	W	14-9	8500
H	10/24/98	W	33-31	4800
A	10/15/97	L	17-23	8000
H	10/26/96	L	10-20	5150
A	10/21/95	L	18-38	8450
A	10/23/93	L	15-57	9500
H	11/8/75	L	21-35	--
A	11/9/74	L	14-56	--
H	11/3/73	L	7-49	--
--	1938	L	6-21	--
--	1937	W	7-6	--
--	1934	T	6-6	--
--	1933	L	0-19	--
--	1932	T	6-6	--
--	1931	L	0-13	--
--	1930	L	0-18	--
--	1929	L	0-19	--
--	1928	W	12-6	--
--	1927	T	6-6	--
--	1923	W	7-3	--
--	1920	T	0-0	--

ANGELO STATE

OVERALL: 20-16

HOME: 11-5 • AWAY: 9-11 • NEUTRAL: 0-0

H/A	DATE	W/L	SCORE	ATT.
H	10/5/19	W	30-13	7716
A	9/29/18	W	54-33	2895
A	9/16/17	W	30-24	3139
H	9/17/16	W	35-5	5312
A	10/31/15	L	24-57	3749
H	11/1/14	L	31-34	6827
A	9/21/13	W	38-34	6540
H	11/10/12	W	54-37	6348
A	11/12/11	W	28-23	4721
H	10/2/10	W	37-34	6832
A	10/31/09	W	21-14	5432
H	10/30/08	W	31-24	6314
A	11/3/07	W	38-10	6500
H	11/4/06	W	41-10	5763
A	10/29/05	W	30-17	8594
H	9/13/03	W	40-9	3248
A	9/14/02	W	38-0	6200
H	10/27/01	W	41-7	4000
A	11/18/00	L	25-45	2750
A	10/30/99	L	17-25	5000
H	10/31/98	L	16-24	1200
A	11/1/97	L	13-47	8000
H	11/2/96	W	42-38	1800
A	10/28/95	L	7-35	7850
A	10/1/94	L	42-52	6000
A	10/4/75	L	10-36	--
--	10/5/74	L	7-55	--
A	9/29/73	L	6-32	--
H	9/30/72	L	7-28	--
A	10/2/71	L	13-42	--
--	10/3/70	L	0-43	--
A	11/1/69	L	14-40	--
H	11/2/68	W	24-10	--
A	10/28/67	L	20-34	--
H	11/12/66	W	44-8	--
A	11/13/65	W	54-14	--

ARKANSAS-MONTICELLO

OVERALL: 2-2

HOME: 1-1 • AWAY: 1-1 • NEUTRAL: 0-0

H/A	DATE	W/L	SCORE	ATT.
H	8/27/09	W	45-16	5348
A	11/7/92	L	32-39	1750
H	11/9/92	L	21-35	3100
A	9/23/78	W	10-7	--

ARKANSAS TECH

OVERALL: 2-4

HOME: 0-0 • AWAY: 0-0 • NEUTRAL: 0-0 • UNKNOWN: 2-4

H/A	DATE	W/L	SCORE	ATT.
--	1969	W	19-17	--
--	1968	L	14-17	--
--	1967	L	19-27	--
--	10/22/66	W	7-21	--
--	1965	L	0-10	--
--	1964	L	7-16	--

AUSTIN COLLEGE

OVERALL: 11-16

HOME: 6-7 • AWAY: 5-9 • NEUTRAL: 0-0

H/A	DATE	W/L	SCORE	ATT.
A	9/28/91	L	7-10	2100
H	9/29/90	W	20-17	4050
A	11/11/89	W	16-10	3500
H	10/7/89	W	20-6	3218
H	11/12/88	L	15-33	4100
A	10/8/88	L	17-32	3596
A	11/14/87	W	35-17	--
H	10/24/87	W	42-0	4000
H	11/8/86	W	38-21	3300
A	10/18/86	W	27-10	14869
A	11/9/85	L	3-23	--
H	10/19/85	W	24-21	1500
H	11/10/84	L	19-20	2000
A	10/20/84	L	0-24	1669
A	11/12/83	L	0-34	--
H	10/8/83	L	3-17	200
H	11/13/82	L	7-10	--
A	10/9/82	L	18-28	--
H	10/31/81	L	21-30	--
A	9/26/81	L	7-50	--
A	10/25/80	L	7-23	--
H	9/20/80	L	13-23	--
H	10/13/79	L	20-34	--
A	9/8/79	L	13-17	--
A	10/14/78	W	3-0	--
H	9/8/78	W	24-7	--
A	10/8/77	W	21-13	--

AZUSA PACIFIC (CA)

OVERALL: 1-0

HOME: 1-0 • AWAY: 0-0 • NEUTRAL: 0-0

H/A	DATE	W/L	SCORE	ATT.
H	11/17/18	W	58-0	4713

BAKER (KS)

OVERALL: 0-1

HOME: 0-1 • AWAY: 0-0 • NEUTRAL: 0-0

H/A	DATE	W/L	SCORE	ATT.
H	11/28/87	L	12-13	--



DEL'MICHAEL HIGH



THESE ARE OUR OPPONENTS

SERIES HISTORY

BAPTIST CHRISTIAN (LA)
OVERALL: 1-0
HOME: 0-0 • AWAY: 1-0 • NEUTRAL: 0-0

H/A	DATE	W/L	SCORE	ATT.
A	9/14/74	W	43-0	--

BENEDICTINE (KS)
OVERALL: 1-0
HOME: 1-0 • AWAY: 0-0 • NEUTRAL: 0-0

H/A	DATE	W/L	SCORE	ATT.
H	11/22/86	W	40-38	--

BETHANY (KS)
OVERALL: 1-0
HOME: 1-0 • AWAY: 0-0 • NEUTRAL: 0-0

H/A	DATE	W/L	SCORE	ATT.
H	11/21/87	W	38-26	--

BISHOP COLLEGE
OVERALL: 1-2
HOME: 1-1 • AWAY: 0-1 • NEUTRAL: 0-0

H/A	DATE	W/L	SCORE	ATT.
A	9/11/76	L	0-7	--
H	9/13/75	L	2-27	--
H	9/18/71	W	33-6	--

CALIFORNIA-DAVIS
OVERALL: 0-1
HOME: 0-0 • AWAY: 0-1 • NEUTRAL: 0-0

H/A	DATE	W/L	SCORE	ATT.
A	11/24/01	L	25-42	5377

CAMERON (OK)
OVERALL: 1-2
HOME: 0-1 • AWAY: 1-0 • NEUTRAL: 0-0 • UNKNOWN: 0-1

H/A	DATE	W/L	SCORE	ATT.
A	9/12/92	W	17-6	2150
H	9/14/91	L	7-24	2750
--	1968	L	21-44	--

CENTRAL ARKANSAS
OVERALL: 1-0
HOME: 1-0 • AWAY: 0-0 • NEUTRAL: 0-0 • UNKNOWN: 0-0

H/A	DATE	W/L	SCORE	ATT.
H	11/20/21	W	24-3	6528

CENTRAL OKLAHOMA
OVERALL: 4-7
HOME: 2-2 • AWAY: 2-4 • NEUTRAL: 0-1

H/A	DATE	W/L	SCORE	ATT.
N	12/2/17	L	31-38	3422
A	9/11/10	L	21-37	3200
A	9/19/09	W	35-17	4108
H	9/20/08	W	42-17	5618
A	9/25/04	L	17-42	6648
H	11/15/03	W	38-23	3218
A	11/16/02	W	34-27	2300
H	9/26/98	L	17-31	4000
A	9/27/97	L	19-28	3800
A	11/9/96	L	14-17	1800
H	11/4/95	L	0-47	1200

CENTRAL WASHINGTON
OVERALL: 0-1
HOME: 0-0 • AWAY: 0-1 • NEUTRAL: 0-0

H/A	DATE	W/L	SCORE	ATT.
A	11/21/09	L	6-27	6162

CHADRON STATE (NE)
OVERALL: 1-0
HOME: 0-0 • AWAY: 1-0 • NEUTRAL: 0-0

H/A	DATE	W/L	SCORE	ATT.
A	11/17/01	W	28-24	5400

COLORADO MINES
OVERALL: 1-0
HOME: 0-0 • AWAY: 1-0 • NEUTRAL: 0-0

H/A	DATE	W/L	SCORE	ATT.
A	9/15/84	W	21-14	1196

DELTA STATE (MS)
OVERALL: 1-3
HOME: 1-1 • AWAY: 0-2 • NEUTRAL: 0-0

H/A	DATE	W/L	SCORE	ATT.
H	8/30/18	W	44-13	4781
A	9/2/17	L	16-34	5155
A	10/19/13	L	36-38	3123
H	10/6/12	L	35-38	2218

DOANE COLLEGE (KS)
OVERALL: 1-0
HOME: 1-0 • AWAY: 0-0 • NEUTRAL: 0-0

H/A	DATE	W/L	SCORE	ATT.
H	9/14/19	W	56-3	8361

EAST CENTRAL (OK)
OVERALL: 10-13
HOME: 5-5 • AWAY: 5-3 • NEUTRAL: 0-0 • UNKNOWN: 0-5

H/A	DATE	W/L	SCORE	ATT.
H	4/1/21	L	14-21	2132
H	9/12/09	W	41-2	1248
A	9/13/08	W	38-6	900
H	8/25/07	W	44-7	5618
H	10/2/04	L	17-21	3156
A	10/4/03	W	42-14	2800
H	10/5/02	W	35-26	3100
A	9/25/99	W	33-31	2500
A	9/21/96	W	45-35	2600
H	9/2/95	L	12-35	3200
H	9/4/93	W	24-21	1800
A	9/5/92	W	33-26	2300
H	9/7/91	L	0-16	2500
H	9/1/90	W	21-14	2250
--	1969	L	16-34	--
A	11/16/68	L	54-20	--
H	11/11/67	L	0-28	--
A	11/5/66	L	13-35	--
--	1965	L	0-28	--
--	1964	L	0-14	--
--	1963	L	13-44	--
--	1962	L	3-13	--
A	1961	L	6-21	--

EASTERN KENTUCKY
OVERALL: 0-1
HOME: 0-0 • AWAY: 0-1 • NEUTRAL: 0-0

H/A	DATE	W/L	SCORE	ATT.
A	10/2/21	L	3-20	13174

EASTERN NEW MEXICO
OVERALL: 13-15
HOME: 5-7 • AWAY: 8-8 • NEUTRAL: 0-0

H/A	DATE	W/L	SCORE	ATT.
A	10/12/19	W	49-10	1700
H	10/6/18	W	48-28	4213
H	10/14/17	L	15-24	3142
A	10/15/16	W	26-16	2521
H	10/17/15	L	44-49	6497
A	10/18/14	W	59-42	2341
A	10/5/13	W	34-14	2312
H	9/22/12	W	35-23	6437
A	9/24/11	W	34-28	2313
H	11/13/10	L	10-35	4026
A	10/17/09	W	30-20	3285
H	10/18/08	W	42-21	5348
A	10/20/07	W	40-10	3400
H	10/21/06	W	48-0	5787
A	10/15/05	W	34-27	800
H	10/13/01	W	55-14	4800
A	10/14/00	L	27-34	2000
H	10/17/99	L	13-27	5300
A	10/17/98	L	6-35	2000
H	10/18/97	L	20-26	5200
A	10/19/96	L	17-24	625
H	10/14/95	L	7-28	750
A	10/15/94	L	7-10	750
H	10/29/83	L	6-21	2800
A	9/25/65	L	12-20	--
A	1963	L	6-33	--
A	1962	L	7-13	--
A	1961	L	20-42	--

EVANGEL (MO)
OVERALL: 1-0
HOME: 1-0 • AWAY: 0-0 • NEUTRAL: 0-0

H/A	DATE	W/L	SCORE	ATT.
H	10/3/87	W	35-22	3300

FINDLAY (OH)
OVERALL: 0-2
HOME: 0-2 • AWAY: 0-0 • NEUTRAL: 0-0

H/A	DATE	W/L	SCORE	ATT.
H	9/12/15	L	34-35	6248
H	11/18/78	L	6-13	--

FLORIDA TECH
OVERALL: 0-1
HOME: 0-0 • AWAY: 0-0 • NEUTRAL: 0-1

H/A	DATE	W/L	SCORE	ATT.
N	9/20/14	L	31-37	13024

FORT LEWIS
OVERALL: 1-0
HOME: 1-0 • AWAY: 0-0 • NEUTRAL: 0-0

H/A	DATE	W/L	SCORE	ATT.
H	9/11/21	W	54-7	12078



SERIES HISTORY

GEORGIA SOUTHWESTERN

OVERALL: 0-0

HOME: 0-0 • AWAY: 0-1 • NEUTRAL: 0-0

H/A	DATE	W/L	SCORE	ATT.
A	9/24/83	L	7-9	--

HARDIN-SIMMONS

OVERALL: 3-1

HOME: 2-0 • AWAY: 1-1 • NEUTRAL: 0-0

H/A	DATE	W/L	SCORE	ATT.
H	10/16/93	W	44-37	9850
A	10/17/92	L	14-24	3750
A	10/19/91	W	35-0	2000
H	10/20/90	W	27-7	4800

HARDING (AR)

OVERALL: 2-6-1

HOME: 2-3 • AWAY: 0-3-1 • NEUTRAL: 0-0

H/A	DATE	W/L	SCORE	ATT.
A	9/2/00	L	38-52	4700
H	9/4/99	L	16-44	3200
A	9/19/98	L-OT	21-28	4800
H	9/20/97	W	49-46	4850
H	9/19/87	L	14-21	5000
A	9/20/86	T	17-17	--
H	10/22/77	W	12-7	--
A	10/30/76	L	7-24	--
H	9/8/73	L	7-21	--

HENDERSON STATE (AR)

OVERALL: 3-3

HOME: 1-1 • AWAY: 0-1 • NEUTRAL: 0-0 • UNKNOWN: 2-1

H/A	DATE	W/L	SCORE	ATT.
H	9/21/85	L	6-26	1000
A	9/22/84	L	7-34	--
--	1964	W	21-7	--
--	1963	L	0-3	--
H	1962	W	14-12	--
--	1961	W	21-14	--

HOWARD PAYNE

OVERALL: 8-13

HOME: 6-2 • AWAY: 2-5 • NEUTRAL: 0-0 • UNKNOWN: 0-6

H/A	DATE	W/L	SCORE	ATT.
H	10/27/90	W	40-19	4125
H	9/22/90	W	36-22	3850
A	10/21/89	L	7-44	6127
H	9/16/89	W	21-3	4100
H	10/22/88	W	31-14	5500
A	9/17/88	W	21-3	1100
A	9/12/87	W	16-6	--
H	9/13/86	W	21-2	5000
A	9/14/85	L	9-20	1200
H	10/23/76	W	38-21	--
A	10/25/75	L	6-7	--
H	10/26/74	L	6-41	--
A	10/20/73	L	0-31	--
H	10/21/72	L	16-20	--
A	10/23/71	L	14-29	--
--	1970	L	21-38	--
--	1969	L	10-30	--
--	1968	L	14-28	--
--	1967	L	13-35	--
--	9/16/66	L	0-7	--
--	1965	L	0-6	--

INCARNATE WORD

OVERALL: 3-0

HOME: 2-0 • AWAY: 1-0 • NEUTRAL: 0-0

H/A	DATE	W/L	SCORE	ATT.
A	10/27/12	W	45-20	2069
H	10/29/11	W	48-10	5517
H	11/6/10	W	41-27	4960

LAMAR

OVERALL: 1-0

HOME: 1-0 • AWAY: 0-0 • NEUTRAL: 0-0

H/A	DATE	W/L	SCORE	ATT.
H	11/6/21	W	42-21	8048

LANGSTON (OK)

OVERALL: 2-1

HOME: 2-1 • AWAY: 0-0 • NEUTRAL: 0-0

H/A	DATE	W/L	SCORE	ATT.
H	9/1/01	W	47-13	3100
H	11/14/92	L	16-43	1200
H	10/13/90	W	22-21	2500

LINCOLN (MO)

OVERALL: 1-0

HOME: 1-0 • AWAY: 0-0 • NEUTRAL: 0-0

H/A	DATE	W/L	SCORE	ATT.
H	11/3/18	W	59-3	4127

LINDENWOOD (MO)

OVERALL: 1-0

HOME: 1-0 • AWAY: 0-0 • NEUTRAL: 0-0

H/A	DATE	W/L	SCORE	ATT.
H	11/6/93	W	31-14	500

LUBBOCK CHRISTIAN

OVERALL: 8-0

HOME: 4-0 • AWAY: 4-0 • NEUTRAL: 0-0

H/A	DATE	W/L	SCORE	ATT.
A	10/23/82	W	37-14	--
H	9/18/82	W	31-0	--
H	11/14/81	W	26-0	--
A	10/8/81	W	18-11	--
A	11/8/80	W	28-7	--
H	10/4/80	W	31-0	--
H	10/27/79	W	36-6	--
A	9/22/79	W	55-0	--



TARIQ BITSON



THESE ARE OUR OPPONENTS

SERIES HISTORY

MCMURRY
 OVERALL: 26-13
 HOME: 13-2 • AWAY: 12-3 • NEUTRAL: 0-0 • UNKNOWN: 1-8

H/A	DATE	W/L	SCORE	ATT.
A	10/25/14	W	64-7	2743
H	10/6/90	W	42-7	1000
H	10/14/89	W	28-10	4382
A	9/9/89	W	37-10	3250
A	10/15/88	W	35-7	3000
H	9/8/88	W	24-0	3200
H	11/7/87	W	37-6	2500
A	10/17/87	W	45-20	--
A	11/1/86	W	21-14	5000
H	10/11/86	W	21-14	5000
H	11/2/85	W	44-19	5100
A	10/12/85	W	18-15	2500
A	11/3/84	W	7-0	1500
H	10/13/84	W	20-3	1800
A	11/5/83	L	0-17	1500
H	10/1/83	L	3-7	2000
H	11/6/82	W	12-3	--
A	10/2/82	W	21-7	--
A	10/24/81	W	21-10	--
H	9/19/81	W	22-12	--
H	10/18/80	L	0-28	--
A	9/13/80	L	11-21	--
A	11/8/79	L	10-14	--
H	10/6/79	W	20-14	--
H	11/11/78	W	29-6	--
A	10/7/78	W	21-6	--
A	11/12/77	W	27-14	--
A	9/9/72	W	24-14	--
H	11/6/71	W	24-21	--
--	1970	L	14-19	--
--	1969	L	15-38	--
--	1968	L	7-58	--
--	1967	L	0-36	--
H	9/24/66	W	12-7	--
--	1965	L	0-3	--
--	1964	L	7-12	--
--	1963	W	29-13	--
--	1962	L	12-33	--
--	1961	L	8-42	--

MCNEESE STATE (LA)
 OVERALL: 0-3
 HOME: 0-1 • AWAY: 0-1 • NEUTRAL: 0-0 • UNKNOWN: 0-1

H/A	DATE	W/L	SCORE	ATT.
H	2/13/21	L-2OT	37-40	1324
A	9/3/16	L	3-33	11901
--	1949	L	14-20	--

MIDWESTERN STATE
 OVERALL: 24-12-1
 HOME: 14-4 • AWAY: 9-8-1 • NEUTRAL: 1-0

H/A	DATE	W/L	SCORE	ATT.
H	10/23/21	W	17-14	16216
H	3/20/21	W	33-21	10776
H	11/2/19	W	66-7	7216
A	10/27/18	W-OT	35-34	9247
A	11/4/17	L-OT	42-45	8111
H	11/5/16	L	16-21	5214
A	9/26/15	L	46-63	9211
A	11/15/14	W	44-41	5512
H	9/27/14	L	23-27	9000
N	9/14/13	W	27-24	16947
H	9/8/12	W	20-17	6027
A	10/8/11	L	3-44	2017
A	10/30/10	L	26-31	8532
H	10/10/09	W	31-28	4682
A	10/11/08	W	37-16	7752
H	10/13/07	W	44-35	5712
A	10/14/06	W	38-17	6138
H	10/8/05	W	37-7	4136
A	9/11/04	W	19-3	9500
A	11/3/01	W	44-37	4500
H	11/4/00	L	23-44	2800
H	11/6/99	L	3-21	2800
A	11/8/98	W	37-16	900
H	11/8/97	W	29-28	1800
H	9/5/96	W	23-10	3850
A	9/9/95	L	35-44	3800
H	9/8/94	W	45-21	3300
A	11/2/91	L	14-41	1000
H	11/3/90	W	35-0	2100
H	11/4/89	W	49-11	2200
A	9/30/89	W	20-6	8707
A	11/5/88	L	17-20	7500
H	10/1/88	W	41-6	3800
A	1946	L	0-19	--
A	1930	T	0-0	--
A	1926	W	34-0	--
H	1925	W	55-0	--

MILLSAPS COLLEGE (MS)
 OVERALL: 1-0
 HOME: 1-0 • AWAY: 0-0 • NEUTRAL: 0-0

H/A	DATE	W/L	SCORE	ATT.
H	11/5/11	W	44-3	2017

MINNESOTA STATE-MANKATO
 OVERALL: 0-1
 HOME: 0-0 • AWAY: 0-1 • NEUTRAL: 0-0

H/A	DATE	W/L	SCORE	ATT.
A	12/1/18	L	10-13	1358

MISSISSIPPI COLLEGE
 OVERALL: 1-0
 HOME: 1-0 • AWAY: 0-0 • NEUTRAL: 0-0

H/A	DATE	W/L	SCORE	ATT.
H	3/6/21	W	39-14	3614

NEW MEXICO HIGHLANDS
 OVERALL: 3-2
 HOME: 3-2 • AWAY: 0-0 • NEUTRAL: 0-0

H/A	DATE	W/L	SCORE	ATT.
H	9/25/21	W	40-21	4110
H	8/26/04	W	35-7	2538
H	9/5/02	W	53-7	2400
H	9/3/98	L	14-21	4200
H	9/4/97	L	29-34	4000

NEW MEXICO STATE
 OVERALL: 1-0
 HOME: 0-0 • AWAY: 0-0 • NEUTRAL: 1-0

H/A	DATE	W/L	SCORE	ATT.
N	2/21/21	W	43-17	0

NORTH ALABAMA
 OVERALL: 1-1
 HOME: 0-1 • AWAY: 1-0 • NEUTRAL: 0-0

H/A	DATE	W/L	SCORE	ATT.
H	11/16/13	L	7-44	2139
A	11/3/12	W	38-28	9067



PRINCE ROBINSON

SERIES HISTORY

NORTHEASTERN STATE (OK)

OVERALL: 6-3

HOME: 4-1 • AWAY: 2-2 • NEUTRAL: 0-0

H/A	DATE	W/L	SCORE	ATT.
H	3/27/21	W	38-0	4912
H	9/2/10	L	23-31	5824
A	9/5/09	W	6-0	2500
H	9/6/08	W	38-10	4928
H	9/17/05	W	34-25	5352
A	10/23/04	W	52-14	1500
H	10/25/03	W-OT	48-44	4382
A	10/26/02	L-OT	28-29	200
A	9/11/93	L	16-38	6300

NORTHWESTERN OKLAHOMA STATE

OVERALL: 2-2

HOME: 2-0 • AWAY: 0-2 • NEUTRAL: 0-0

H/A	DATE	W/L	SCORE	ATT.
H	10/24/92	W	35-17	4800
A	9/21/91	L	21-27	2850
A	9/24/77	L	22-42	--
H	9/25/76	W	15-14	--

NORTHWESTERN STATE (LA)

OVERALL: 0-3

HOME: 0-1 • AWAY: 0-2 • NEUTRAL: 0-0

H/A	DATE	W/L	SCORE	ATT.
A	9/18/10	L	14-17	7056
A	9/18/99	L	6-52	14450
H	1962	L	6-31	--

OKLAHOMA PANHANDLE STATE

OVERALL: 5-2

HOME: 4-1 • AWAY: 1-1 • NEUTRAL: 0-0

H/A	DATE	W/L	SCORE	ATT.
H	9/9/17	W	48-20	6128
A	10/29/16	W	45-26	750
H	11/14/15	W	48-47	1276
H	10/24/15	W	84-47	1274
H	9/19/92	W	31-7	3200
A	9/6/86	L	12-27	--
H	9/7/85	L	0-12	2000

OUACHITA BAPTIST (AR)

OVERALL: 1-2

HOME: 1-1 • AWAY: 0-1 • NEUTRAL: 0-0

H/A	DATE	W/L	SCORE	ATT.
H	9/24/94	L	12-42	3500
A	9/26/93	L	23-49	100
H	9/26/92	W	21-8	2600

PRAIRIE VIEW A&M

OVERALL: 2-0

HOME: 1-0 • AWAY: 1-0 • NEUTRAL: 0-0

H/A	DATE	W/L	SCORE	ATT.
H	9/23/95	W	44-6	3300
A	11/5/94	W	70-20	11000

ST. MARY'S (KS)

OVERALL: 2-0

HOME: 1-0 • AWAY: 1-0 • NEUTRAL: 0-0

H/A	DATE	W/L	SCORE	ATT.
H	11/17/90	W	24-14	2393
A	11/18/89	W	16-6	2500

SAM HOUSTON

OVERALL: 2-15

HOME: 0-4 • AWAY: 2-4 • NEUTRAL: 0-0 • UNKNOWN: 0-7

H/A	DATE	W/L	SCORE	ATT.
H	10/30/21	L	27-45	8245
A	10/7/04	L	14-44	6144
A	10/9/03	W	39-20	1420
A	9/8/01	L	10-61	7000
H	10/18/75	L	16-40	--
A	10/19/74	L	0-35	--
H	10/13/73	L	6-7	--
A	10/14/72	L	13-17	--
H	10/16/71	L	0-16	--
--	1970	L	7-48	--
--	1969	L	7-29	--
--	1968	L	7-28	--
--	1967	L	6-23	--
A	10/1/66	W	19-13	--
--	1965	L	3-14	--
--	1964	L	8-10	--
--	1963	L	0-21	--

SOUTHEASTERN OKLAHOMA

OVERALL: 9-5

HOME: 5-3 • AWAY: 4-2 • NEUTRAL: 0-0

H/A	DATE	W/L	SCORE	ATT.
H	8/28/08	W	51-10	5314
A	9/8/07	W	41-17	2067
H	9/9/07	L	30-37	5326
H	10/16/04	W	32-27	4318
A	10/18/03	W	42-28	2100
H	10/19/02	W	62-31	4000
A	9/22/01	W	39-32	2457
H	9/23/00	W	41-0	4100
A	9/13/97	W	31-22	4100
H	9/14/96	W	31-25	3300
A	9/16/95	L	0-47	3100
H	9/3/94	L	22-36	2300
H	10/15/77	L	10-19	--
A	10/16/76	L	17-33	--

SOUTHERN ARKANSAS

OVERALL: 1-1-1

HOME: 1-1 • AWAY: 0-0-1 • NEUTRAL: 0-0

H/A	DATE	W/L	SCORE	ATT.
H	9/4/03	L	24-27	3853
A	9/17/94	T	21-21	4000
H	9/18/93	W	34-34	1200

SOUTHERN UTAH

OVERALL: 0-1

HOME: 0-0 • AWAY: 0-0 • NEUTRAL: 0-1

H/A	DATE	W/L	SCORE	ATT.
N	9/18/21	L	35-40	8346

SOUTHWEST BAPTIST (MO)

OVERALL: 1-1

HOME: 1-1 • AWAY: 0-0 • NEUTRAL: 0-0

H/A	DATE	W/L	SCORE	ATT.
H	9/10/16	L	28-31	6211
H	10/22/83	W	42-7	--

SOUTHWESTERN (KS)

OVERALL: 2-0

HOME: 2-0 • AWAY: 0-0 • NEUTRAL: 0-0

H/A	DATE	W/L	SCORE	ATT.
H	11/12/94	W	49-30	1400
H	10/5/91	W	18-7	4250

SOUTHWEST ASSEMBLIES OF GOD

OVERALL: 1-0

HOME: 1-0 • AWAY: 0-0 • NEUTRAL: 0-0

H/A	DATE	W/L	SCORE	ATT.
H	8/29/02	W	62-0	3000

SOUTHWESTERN OKLAHOMA

OVERALL: 15-10

HOME: 11-3 • AWAY: 4-6 • NEUTRAL: 0-0 • UNKNOWN: 0-1

H/A	DATE	W/L	SCORE	ATT.
H	11/9/13	W	49-32	4379
H	9/26/09	W	66-3	6248
A	9/27/08	W	24-21	2000
H	9/29/07	W	43-19	5862
A	9/30/06	W	21-19	3500
A	9/24/05	W	16-9	5000
H	11/6/04	W	46-12	2836
A	9/8/03	L	17-21	763
H	9/9/02	W	33-30	3000
H	9/15/01	W	21-20	2900
A	9/16/00	W	27-22	5217
H	9/11/99	W	7-3	1200
H	10/2/93	L	7-12	1050
A	10/3/92	L	0-27	6500
H	10/1/77	L	14-17	--
A	10/2/76	L	0-10	--
A	11/8/69	L	7-52	--
H	11/9/98	W	42-28	--
A	11/18/67	L	16-24	--
H	11/19/66	W	42-7	--
A	11/20/65	L	7-43	--
H	11/21/64	W	31-0	--
--	1963	L	7-14	--
H	1962	L	13-20	--
H	9/16/61	W	20-14	--

STEPHEN F. AUSTIN

OVERALL: 4-9

HOME: 1-3 • AWAY: 3-6 • NEUTRAL: 0-0

H/A	DATE	W/L	SCORE	ATT.
A	9/4/21	L	10-20	8910
A	9/7/19	W	37-26	8334
A	9/1/07	W-OT	27-24	8192
A	9/12/98	L	3-28	6300
A	11/15/75	W	15-14	--
H	11/16/74	L	7-35	--
A	11/10/73	L	28-49	--
H	11/11/72	L	18-40	--
A	11/13/71	L	7-42	--
H	11/14/70	W	21-13	--
A	10/4/69	L	19-28	--
A	1964	L	3-17	--
H	1963	L	0-28	--



THESE ARE OUR OPPONENTS

SERIES HISTORY

SUL ROSS STATE
 OVERALL: 18-17
 HOME: 11-7 • AWAY: 7-9 • NEUTRAL: 0-0 • UNKNOWN: 0-1

H/A	DATE	W/L	SCORE	ATT.
H	11/10/90	W	35-7	2100
H	10/28/89	W	14-9	3200
A	9/23/89	L	22-24	2800
A	10/29/88	W	30-0	--
H	9/24/88	W	21-17 (OT)	3300
A	10/31/87	W	20-16	--
H	10/8/87	W	41-15	5000
H	10/25/86	W	27-14	2500
A	10/4/86	W	14-6	2500
A	10/26/885	L	7-48	--
H	10/5/85	L	10-13	2000
H	10/27/84	W	37-14	5000
A	10/6/84	W	30-14	--
H	10/15/83	L	10-34	--
H	9/17/83	W	14-10	2500
H	10/16/82	L	9-35	--
A	9/11/82	L	6-33	--
A	11/7/81	L	17-30	--
H	10/3/81	L	14-21	--
H	11/1/80	L	33-35	--
A	9/27/80	L	0-12	--
A	10/20/79	W	18-15	--
H	9/15/79	W	15-8	--
H	10/21/78	W	35-3	--
A	9/16/78	W	13-3	--
H	11/5/77	W	32-8	--
A	9/10/77	W	32-20	--
H	11/6/76	L	29-33	--
A	9/27/75	L	7-10	--
A	9/28/74	L	22-33	--
H	9/22/73	L	10-13	--
A	9/23/72	L	7-18	--
H	9/25/71	W	24-24	--
A	1970	L	6-21	--
--	1969	L	21-41	--

TEXAS A&M-COMMERCE
 OVERALL: 14-16
 HOME: 8-8 • AWAY: 6-8 • NEUTRAL: 0-0

H/A	DATE	W/L	SCORE	ATT.
H	11/23/19	L	16-23	8214
H	10/19/19	W	35-21	11513
H	11/24/18	W	34-28	5231
A	10/13/18	W	47-21	6875
H	11/11/17	L	21-33	4231
A	11/12/16	L	10-30	7795
H	10/3/15	L	0-63	7248
A	11/8/14	L	49-56	4556
A	10/4/14	L	25-53	6103
H	10/26/13	L	20-22	6137
A	10/13/12	W	43-10	2105
H	10/15/11	W	41-34	4753
A	10/16/10	W	34-31	1815
H	9/22/07	W	24-7	3112
A	9/23/06	L	13-14	1789
H	9/3/05	W	17-7	2530
H	9/4/04	W	42-16	4216
A	11/10/01	W	34-24	7021
H	11/11/00	W	9-7	2400
A	11/13/99	W	27-23	4617
H	11/14/98	W	35-30	500
A	11/15/97	W	49-21	1150
H	11/16/96	L	17-56	1500
A	11/11/95	L	3-48	2200
A	11/22/75	L	13-49	--
H	11/23/74	L	7-45	--
A	11/17/73	L	13-42	--
H	11/18/72	L	6-27	--
A	11/20/71	L	10-24	--
H	11/21/70	L	0-41	--

TEXAS A&M-CORPUS CHRISTI
 OVERALL: 5-0
 HOME: 2-0 • AWAY: 0-0 • NEUTRAL: 0-0 • UNKNOWN: 3-0

H/A	DATE	W/L	SCORE	ATT.
H	10/16/65	W	7-6	--
--	1964	W	7-0	--
--	1963	W	21-0	--
--	1962	W	20-0	--
H	1961	W	29-8	--

TEXAS A&M-KINGSVILLE
 OVERALL: 11-22
 HOME: 4-11 • AWAY: 7-11 • NEUTRAL: 0-0

H/A	DATE	W/L	SCORE	ATT.
A	10/26/19	W	45-33	6044
H	10/2/18	W	59-21	6534
A	10/21/17	W	41-34	9572
H	10/22/16	L	17-21	6523
H	11/7/15	L	25-43	1222
A	10/10/15	W	38-34	6200
H	10/11/14	W	80-14	6314
A	11/2/13	W	45-20	8069
H	10/20/12	L	23-35	6216
A	10/22/11	W	41-34	11100
H	10/23/10	L	10-13	5812
A	11/14/09	W	57-56 (2OT)	13352
A	10/3/09	L	20-34	13211
H	10/4/08	L	16-27	4832
A	10/6/07	W	31-21	5200
H	10/7/06	W	23-0	5287
A	10/1/05	L	21-24	7577
A	11/22/03	L	10-34^	9500
H	9/27/03	L	15-23	4268
A	9/28/02	L	3-16	13000
H	9/29/01	L	20-23	4300
A	9/30/00	L	6500	--
H	10/2/99	W	23-7	3200
A	10/3/98	L	7-42	8500
H	10/4/97	L	14-43	3000
A	10/5/96	L	10-40	4000
H	9/30/95	L	0-51	1000
A	10/22/94	L	24-61	10750
H	11/1/75	L	0-28	--
A	11/2/74	L	7-51	--
H	10/27/73	W	34-33	--
A	10/28/72	L	7-33	--
H	10/30/71	L	7-13	--
A	10/31/70	L	20-37	--

TEXAS LUTHERAN
 OVERALL: 6-11
 HOME: 1-5 • AWAY: 1-1 • NEUTRAL: 0-0 • UNKNOWN: 4-5

H/A	DATE	W/L	SCORE	ATT.
A	9/26/87	L	6-27	--
H	9/27/86	W	21-16	4500
H	9/28/85	L	3-21	--
H	9/29/84	L	10-13	3000
A	9/3/77	W	17-7	--
H	9/4/76	L	9-21	--
H	9/6/75	L	6-42	--
H	9/7/74	L	0-30	--
--	1969	L	6-24	--
--	1968	L	20-23	--
--	1967	W	28-26	--
--	10/8/66	W	28-6	--
--	1965	W	27-0	--
--	1964	L	8-24	--
--	1963	W	31-0	--
--	1962	L	34-14	--
--	1961	L	0-35	--

TABOR (KS)
 OVERALL: 1-0
 HOME: 1-0 • AWAY: 0-0 • NEUTRAL: 0-0

H/A	DATE	W/L	SCORE	ATT.
H	9/18/84	W	34-0	1500



JAI EDWARDS

SERIES HISTORY

TEXAS STATE

OVERALL: 0-10

HOME: 0-3 • AWAY: 0-7 • NEUTRAL: 0-0

H/A	DATE	W/L	SCORE	ATT.
A	9/17/11	L	2-38	15800
A	9/2/06	L	20-27	15388
A	10/11/75	L	6-42	--
H	10/12/74	L	0-35	--
A	10/6/73	L	7-33	--
H	10/7/72	L	14-50	--
A	10/9/71	L	7-51	--
H	10/10/70	L	7-41	--
A	1962	L	0-29	--
A	1961	L	20-21	--

TRINITY

OVERALL: 6-3-2

HOME: 4-1 • AWAY: 2-2-1 • NEUTRAL: 0-0 • UNKNOWN: 0-0-1

H/A	DATE	W/L	SCORE	ATT.
H	10/17/81	W	34-32	--
A	9/12/81	W	20-0	--
A	10/11/80	L	0-10	--
H	9/6/80	W	21-14	--
H	11/3/79	L	24-34	--
A	9/29/79	W	19-9	--
A	11/4/78	T	6-6	--
H	9/30/78	W	17-2	--
H	9/17/77	W	17-13	--
A	9/18/76	L	0-7	--
--	1916	T	0-0	--

UTA

OVERALL: 13-17-5

HOME: 0-1 • AWAY: 0-0 • NEUTRAL: 0-0 • UNKNOWN: 13-16-5

H/A	DATE	W/L	SCORE	ATT.
H	10/14/67	L	7-37	--
--	10/29/66	L	15-46	8500
--	1959	L	12-13	--
--	1958	L	0-34	--
--	1957	L	0-32	--
--	1956	W	30-7	--
--	1955	L	7-26	--
--	1954	W	27-20	--
--	1953	L	13-27	--
--	1952	L	0-14	--
--	1951	T	20-20	--
--	1950	W	31-7	--
--	1949	W	26-0	--
--	1948	L	0-6	--
--	1947	L	0-7	--
--	1946	L	6-7	--
--	1945	L	0-19	--
--	1944	L	0-12	--
--	1941	W	9-0	--
--	1940	W	13-7	--
--	1939	W	6-0	--
--	1938	L	0-7	--
--	1937	W	12-0	--
--	1936	L	0-25	--
--	1935	L	3-16	--
--	1934	T	0-0	--
--	1933	T	0-0	--
--	1927	W	18-7	--
--	1926	W	13-0	--
--	1925	W	44-6	--
--	1924	T	6-6	--
--	1923	L	0-14	--
--	1922	W	6-0	--
--	1921	T	7-7	--
--	1920	W	48-0	--

UTAH TECH

OVERALL: 2-1

HOME: 0-1 • AWAY: 2-0 • NEUTRAL: 0-0

H/A	DATE	W/L	SCORE	ATT.
A	10/16/21	W	41-20	3406
A	3/13/21	W	37-15	1427
H	2/27/21	L	14-26	1121

UT PERMIAN BASIN

OVERALL: 4-0

HOME: 2-0 • AWAY: 2-0 • NEUTRAL: 0-0

H/A	DATE	W/L	SCORE	ATT.
A	9/28/19	W	49-7	4707
H	9/22/18	W	35-13	5634
A	9/30/17	W	32-17	638
H	10/1/16	W	48-20	6735

VALDOSTA STATE (GA)

OVERALL: 0-1

HOME: 0-0 • AWAY: 0-1 • NEUTRAL: 0-0

H/A	DATE	W/L	SCORE	ATT.
A	10/9/93	L	10-68	3215

WEST ALABAMA

OVERALL: 0-1

HOME: 0-0 • AWAY: 0-1 • NEUTRAL: 0-0

H/A	DATE	W/L	SCORE	ATT.
A	9/10/11	L	35-42	5827

WEST TEXAS A&M

OVERALL: 14-15

HOME: 8-6 • AWAY: 6-8 • NEUTRAL: 0-1

H/A	DATE	W/L	SCORE	ATT.
H	9/21/19	W	58-28	10691
A	9/15/18	W	44-7	5542
H	9/23/17	W	30-20	6823
A	9/24/16	L	25-37	10347
N	9/19/15	L	38-52	11094
A	9/13/14	W	31-27	9237
H	10/12/13	W	31-27	8147
A	9/29/12	L	21-41	7825
H	10/1/11	L	13-44	7534
A	10/9/10	L	17-48	16218
H	11/7/09	L	35-49	7038
A	11/8/08	L	0-51	9416
H	11/10/07	L	14-39	2068
A	11/11/06	L	16-21	10647
H	11/6/05	L	26-30	4684
A	10/30/04	W	34-14	2068
H	11/1/03	W	47-27	3728
A	11/2/02	W	42-17	775
A	10/6/01	W	62-3	7200
H	10/7/00	W	42-19	1800
A	10/9/99	L	6-7	11250
H	10/8/98	L	7-42	2400
A	10/11/97	L	17-31	9300
H	10/12/96	W	27-17	3650
A	10/7/95	L	23-46	10201
H	10/29/94	L	44-59	5850
A	10/30/93	W	28-27	1950
H	10/31/92	W	36-7	2000
H	9/15/90	W	16-15	2850

WESTERN NEW MEXICO

OVERALL: 5-2

HOME: 4-0 • AWAY: 1-2 • NEUTRAL: 0-0

H/A	DATE	W/L	SCORE	ATT.
A	11/16/19	W	41-24	520
H	11/10/18	W	58-0	2459
A	10/7/17	L	25-38	578
H	10/8/16	W	44-41	4634
H	9/10/05	W	45-21	3854
H	9/9/00	W	45-7	3200
A	11/14/91	L	7-14	350

WESTERN OREGON

OVERALL: 1-0

HOME: 1-0 • AWAY: 0-0 • NEUTRAL: 0-0

H/A	DATE	W/L	SCORE	ATT.
H	10/28/17	W	28-6	6213

WESTMINSTER (PA)

OVERALL: 0-2

HOME: 0-2 • AWAY: 0-0 • NEUTRAL: 0-0

H/A	DATE	W/L	SCORE	ATT.
H	12/1/90	L	17-19	2401
H	12/2/89	L	17-19	3650

WILLIAM JEWELL (MO)

OVERALL: 1-0

HOME: 0-0 • AWAY: 1-0 • NEUTRAL: 0-0

H/A	DATE	W/L	SCORE	ATT.
A	11/9/19	W	58-3	580

WILLMINGTON (OH)

OVERALL: 1-0

HOME: 0-0 • AWAY: 1-0 • NEUTRAL: 0-0

H/A	DATE	W/L	SCORE	ATT.
A	10/12/91	W	44-14	1800



BEN HOLMES

A LOOK BACK AT 2021



TARLETON
TEXANS

TEAM STATISTICS

2021 SCHEDULE & RESULTS

Date	Opponent	Result	Score	Rec.	Time	Att.
9/4/21	at Stephen F. Austin	L	10-20	0-1	3:31	8910
9/11/21	FORT LEWIS	W	54-7	1-1	5:00	12078
9/18/21	SOUTHERN UTAH	L	35-40	1-2	3:37	8346
9/25/21	NEW MEXICO HIGHLANDS	W	40-21	2-2	3:56	4110
10/2/21	at Eastern Kentucky	L	3-20	2-3	2:57	13174
10/16/21	at Dixie State	W	41-20	3-3	3:15	3406
10/23/21	MIDWESTERN STATE	W	17-14	4-3	4:02	16216
10/30/21	SAM HOUSTON	L	27-45	4-4	3:20	8245
11/6/21	LAMAR	W	42-21	5-4	3:01	8048
11/13/21	at Abilene Christian	L	3-29	5-5	3:01	6213
11/20/21	CENTRAL ARKANSAS	W	24-3	6-5	3:07	6528

Home games in **BOLD** | Game vs. Southern Utah was at a neutral location

SCORE BY QUARTER

	1ST	2ND	3RD	4TH	OT	TOTAL
Tarleton	85	102	35	74	0	296
Opponents	62	82	29	67	0	240



TODD WHITTEN

TEAM STATISTICS

	Tarleton	Opponents
SCORING	296	240
Points Per Game	26.9	21.8
FIRST DOWNS	216	236
Rushing	96	110
Passing	104	99
Penalty	16	27
RUSHING YARDAGE	1932	1920
Yards gained rushing	2086	2137
Yards lost rushing	154	217
Rushing Attempts	382	435
Average Per Rush	5.1	4.4
Average Per Game	175.6	174.5
TDs Rushing	16	13
PASSING YARDAGE	2639	2090
Comp-Att-Int	329-199-10	356-195-13
Average Per Pass	8.0	5.9
Average Per Game	239.9	190.0
TDs Passing	20	15
TOTAL OFFENSE	4571	4010
Total Plays	711	791
Average Per Play	6.4	5.1
Average Per Game	415.5	364.5
Touchdowns	38	30
KICK RETURNS: #-Yards	20-426	22-332
PUNT RETURNS: #-Yards	20-92	6-16
INT RETURNS: #-Yards	13-125	10-77
KICK RETURN AVERAGE	21.3	15.1
PUNT RETURN AVERAGE	4.6	2.7
INT RETURN AVERAGE	9.6	7.7
FUMBLES-LOST	21-7	13-4
PENALTIES-Yards	80-736	58-501
Average Per Game	66.9	45.6
PUNTS-Yards	50-2129	57-2404
Average Per Punt	42.6	42.2
Net punt average	39.9	38.5
TIME OF POSSESSION/Game	28:22	31:19
3RD-DOWN Conversions	51/132	63/159
3rd-Down Pct	39%	39%
4TH-DOWN Conversions	5/13	11/20
4th-Down Pct	38%	55%
SACKS BY-Yards	19-103	12-73
FIELD GOALS-ATTEMPTS	10-16	11-16
ON-SIDE KICKS	0-0	0-2
RED-ZONE SCORES	(39-49) 80%	(26-31) 84%
RED-ZONE TOUCHDOWNS	(29-49) 59%	(20-31) 65%
ATTENDANCE	55,225	31,703
Games/Avg Per Game	6/9204	4/7926
Neutral Site Games	8346	N/A



INDIVIDUAL STATISTICS

RUSHING

	GP	Att	Gain	Loss	Net	Avg	TD	Lg	Avg/G
Jayy McDonald	10	100	680	21	659	6.6	4	53	65.9
Daniel Wright Jr.	7	74	468	25	443	6.0	2	63	63.3
Ryheem Skinner	11	87	444	12	432	5.0	3	24	39.3
Steven Duncan	11	44	196	75	121	2.8	1	28	11.0
Khalil Banks	8	25	117	2	115	4.6	2	21	14.4
Derrel Kelley III	6	26	84	8	76	2.9	3	22	12.7
Mike Irwin	6	8	60	3	57	7.1	0	15	9.5
Braelon Bridges	1	7	33	2	31	4.4	1	15	31.0
Tariq Bitson	11	1	2	0	2	2.0	0	2	0.2
Bowie Franks	2	1	2	0	2	2.0	0	2	1.0
Team	9	9	0	6	-6	-0.7	0	0	-0.7
Total	11	382	2086	154	1932	5.1	16	63	175.6
Opponents	11	435	2137	217	1920	4.4	13	42	174.6

PASSING

	GP	Eff.	Comp-Att-Int	Pct	Yards	TD	Lg	Avg/G
Steven Duncan	11	147.22	188-301-9	62.5	2505	19	84	227.7
Mike Irwin	6	90.60	11-26-1	42.3	134	1	34	22.3
Team	9	0.00	0-2-0	0.0	0	0	0	0.0
Total	11	141.85	199-329-10	60.5	2639	20	84	239.9
Opponents	11	110.69	195-356-13	54.8	2090	15	44	190.0

RECEIVING

	GP	No.	Yards	Avg	TD	Lg	Avg/G
Tariq Bitson	11	42	721	17.2	7	84	65.6
J.F. Thomas	9	22	406	18.5	3	54	45.1
Kaylon Horton	8	18	227	12.6	1	53	28.4
Dray Roberson	9	21	207	9.9	0	42	23.0
Marvin Landy	11	11	182	16.6	0	58	16.6
Daniel Wright Jr.	7	15	172	11.5	2	32	24.6
Antwoine Ware	9	14	170	12.1	0	33	18.9
Cody Jones	10	11	156	14.2	1	38	15.6
Gabe Douglas	5	9	118	13.1	1	47	23.6
Derrel Kelly III	6	7	74	10.6	2	37	12.3
Max Maxfield	11	4	45	11.3	2	19	4.1
Darius Cooper	10	5	39	7.8	1	13	3.9
Khalil Banks	8	2	36	18.0	0	34	4.5
Braelon Bridges	1	2	22	11.0	0	17	22.0
Keylan Johnson	2	1	20	20.0	0	20	10.0
Ryheem Skinner	11	5	19	3.8	0	10	1.7
Randy Clemons II	8	1	7	7.0	0	7	0.9
Cody Henderson	11	1	7	7.0	0	7	0.6
Jayy McDonald	10	7	6	0.9	0	4	0.6
Mike Irwin	6	1	5	5.0	0	5	0.8
Total	11	199	2639	13.3	20	84	239.9
Opponents	11	195	2089	10.7	15	44	189.9

PUNT RETURNS

	No.	Yards	Avg	TD	Lg
Bryon Broussard	7	68	9.7	0	31
Kaylon Horton	12	18	1.5	0	11
Prince Umanmielen	1	6	6.0	0	0
Total	20	92	4.6	0	31
Opponents	6	16	2.7	0	12

INTERCEPTIONS

	No.	Yards	Avg	TD	Lg
Devin Hafford	6	76	12.7	1	35
Benjie Franklin	3	16	5.3	0	16
Greg Eggleston Jr.	2	11	5.5	0	11
Jalen Carr	1	17	17.0	0	16
Tre Johnson	1	5	5.0	0	5
Total	13	125	9.6	1	35
Opponents	10	77	7.7	1	39

KICK RETURNS

	No.	Yards	Avg	TD	Lg
Kaylon Horton	12	210	17.5	0	45
Dray Roberson	4	157	39.3	1	100
Jayy McDonald	2	44	22.0	0	35
Tayvis Coleman	1	15	15.0	0	15
Cody Henderson	1	0	0.0	0	0
Total	20	426	21.3	1	100
Opponents	22	332	15.1	0	39

FUMBLE RETURNS

	No.	Yards	Avg	TD	Lg
Devin Hafford	1	23	23.0	0	23
Marsean Fisher	1	6	6.0	0	6
Total	2	29	14.5	0	23
Opponents	3	141	47.0	1	67

PUNTING

	No.	Yards	Avg	Lg	TB	FC	I20	50+	Blk
Jake Walrath	50	2129	42.6	74	6	24	16	9	0
Total	50	2129	42.6	74	6	24	16	9	0
Opponents	57	2404	42.2	65	6	12	14	15	1

KICKING

	M-A	Pct	1-19	20-29	30-39	40-49	50+	Lg	Blk
Adrian Guzman	10-16	62.5	1-1	5-5	4-8	0-2	0-0	37	0
Total	10-16	62.5	1-1	5-5	4-8	0-2	0-0	37	0
Opponents	11-16	68.8	0-0	5-6	1-2	4-7	1-1	53	2

FIELD GOAL SEQUENCE

Game	Tarleton	Opponent
Stephen F. Austin	(36),30	(22),(43)
Fort Lewis	(24)	44
Southern Utah	-	37
N.M. Highlands	(35),30,(29)	47,26
Eastern Kentucky	(26),44	(22),(48)
Dixie State	(37),(37),41	(43),(32)
Midwestern St.	(28)	-
Sam Houston	31	(26)
Lamar	31	-
Abilene Christian	(27)	(41),(53),48,(28)
Central Arkansas	(19)	(24)

() - indicates made field goal



INDIVIDUAL STATISTICS

TARLETON TEXAN FOOTBALL

	SCORING									
	TD	FG	SAF	KICK			PATs			PTS
					RUSH	RUSH	RUSH	PASS	DXP	
Adrian Guzman	0	10	0	36-37	0-0	0	0-0	0	0	66
Tariq Bitson	7	0	0	0-0	0-0	0	0-0	0	0	42
Derrel Kelley III	5	0	0	0-0	0-0	0	0-0	0	0	30
Jayy McDonald	4	0	0	0-0	0-0	0	0-0	0	0	24
Daniel Wright Jr.	4	0	0	0-0	0-0	0	0-0	0	0	24
Ryheem Skinner	3	0	0	0-0	0-0	0	0-0	0	0	18
J.F. Thomas	3	0	0	0-0	0-0	0	0-0	0	0	18
Khalil Banks	2	0	0	0-0	0-0	0	0-0	0	0	12
Max Maxfield	2	0	0	0-0	0-0	0	0-0	0	0	12
Braelon Bridges	1	0	0	0-0	0-0	0	0-0	0	0	6
Darius Cooper	1	0	0	0-0	0-0	0	0-0	0	0	6
Gabe Douglas	1	0	0	0-0	0-0	0	0-0	0	0	6
Steven Duncan	1	0	0	0-0	0-0	0	0-1	0	0	6
Devin Hafford	1	0	0	0-0	0-0	0	0-0	0	0	6
Kaylon Horton	1	0	0	0-0	0-0	0	0-0	0	0	6
Cody Jones	1	0	0	0-0	0-0	0	0-0	0	0	6
Dray Roberson	1	0	0	0-0	0-0	0	0-0	0	0	6
D.J. Harris	0	0	1	0-0	0-0	0	0-0	0	0	2
Total	38	10	1	36-37	0-0	0	0-1	0	0	296
Opponents	30	11	0	27-28	0-1	0	0-1	0	0	240

	ALL PURPOSE YARDS							
	GP	Rush	Rec	PR	KR	IR	Total	Avg/G
Tariq Bitson	11	2	721	0	0	0	723	65.7
Jayy McDonald	10	659	6	0	44	0	709	70.9
Daniel Wright Jr.	7	443	172	0	0	0	615	87.9
Kaylon Horton	8	0	227	18	210	0	455	56.9
Ryheem Skinner	11	432	19	0	0	0	451	41.0
J.F. Thomas	9	0	406	0	0	0	406	45.1
Dray Roberson	9	0	207	0	157	0	364	40.4
Marvin Landy	11	0	182	0	0	0	182	16.6
Antwoine Ware	9	0	170	0	0	0	170	18.9
Cody Jones	10	0	156	0	0	0	156	15.6
Khalil Banks	8	115	36	0	0	0	151	18.9
Derrel Kelley III	5	76	74	0	0	0	150	30.0
Steven Duncan	11	121	0	0	0	0	121	11.0
Gabe Douglas	5	0	118	0	0	0	118	23.6
Devin Hafford	11	0	0	0	0	76	76	6.9
Bryon Broussard	9	0	0	68	0	0	68	7.6
Mike Irwin	6	57	5	0	0	0	62	10.3
Braelon Bridges	1	31	22	0	0	0	53	53.0
Max Maxfield	11	0	45	0	0	0	45	4.1
Darius Cooper	10	0	39	0	0	0	39	3.9
Keylan Johnson	2	0	20	0	0	0	20	10.0
Jalen Carr	4	0	0	0	0	17	17	4.3
Benjie Franklin	9	0	0	0	0	16	16	1.8
Tayvis Coleman	5	0	0	0	15	0	15	3.0
Greg Eggleston Jr.	6	0	0	0	0	11	11	1.8
Randy Clemons II	8	0	7	0	0	0	7	0.9
Cody Henderson	11	0	7	0	0	0	7	0.6
Prince Umanmielen	8	0	0	0	0	0	6	0.8
Tre Johnson	11	0	0	0	0	5	5	0.5
Bowie Franks	2	2	0	0	0	0	2	1.0
Team	9	-6	0	0	0	0	-6	-0.7
Total	11	1932	2639	92	426	125	5214	474.0
Opponents	11	1920	2089	16	332	77	4434	403.1

	TOTAL OFFENSE					
	GP	Plays	Rush	Pass	Total	Avg/G
Steven Duncan	11	345	121	2505	2626	238.7
Jayy McDonald	10	100	659	0	659	65.9
Daniel Wright Jr.	7	74	443	0	443	63.3
Ryheem Skinner	11	87	432	0	432	39.3
Mike Irwin	6	34	57	134	191	31.8
Khalil Banks	8	25	115	0	115	14.4
Derrel Kelley III	5	26	76	0	76	15.2
Braelon Bridges	1	7	31	0	31	31.0
Tariq Bitson	11	1	2	0	2	0.2
Bowie Franks	2	1	2	0	2	1.0
Team	9	11	-6	0	-6	-0.7
Total	11	711	1932	2639	4571	415.6
Opponents	11	791	1920	2090	4010	364.6



GABE DOUGLAS



GAME-BY-GAME STATISTICS

TEAM GAME-BY-GAME																			
Opponent	Rushing				Receiving				Passing			Kick Returns			Punt Returns				
	No.	Yards	TDs	Lg	No.	Yards	TDs	Lg	Yards	TDs	Lg	No.	Yards	TDs	Lg	No.	Yards	TDs	Lg
SFA	24	70	0	17	24	234	1	36	234	1	36	3	43	0	19	1	5	0	5
FLC	46	347	5	43	24	251	2	34	251	2	34	3	50	0	35	4	13	0	11
SUU	39	159	0	22	19	248	4	40	248	4	40	5	83	0	45	0	0	0	0
NMHU	42	276	4	63	13	230	0	84	230	0	84	2	113	1	100	0	0	0	0
EKU	31	108	0	19	12	129	0	53	129	0	53	2	44	0	23	3	9	0	5
DSU	35	187	2	26	21	299	3	54	299	3	54	0	0	0	0	0	0	0	0
MSU	39	164	0	28	15	146	2	47	146	2	47	0	0	0	0	3	3	0	2
SAM	23	61	0	14	25	403	4	42	403	4	42	3	47	0	21	1	5	0	5
LU	33	138	4	22	21	315	2	58	315	2	58	1	20	0	20	2	31	0	31
ACU	31	170	0	25	11	160	0	53	160	0	53	1	26	0	26	2	-8	0	0
UCA	39	252	1	53	14	224	2	42	224	2	42	0	0	0	0	4	34	0	18

RUSHING													
	No-Yds/TD	SFA	FLC	SUU	NMHU	EKU	DSU	MSU	SAM	LU	ACU	UCA	
Jayy McDonald	100-659/4	8-34/0	10-92/2	10-68/0	-	13-57/0	14-105/1	12-66/0	4-17/0	7-19/0	9-46/0	13-155/1	
Daniel Wright Jr.	74-443/2	7-41/0	14-115/0	15-37/0	15-142/2	9-45/0	4-8/0	10-55/0	-	-	-	-	
Ryheem Skinner	87-432/3	3-4/0	8-50/1	5-12/0	15-126/0	2-5/0	9-43/1	7-10/0	5-12/0	7-33/1	12-72/0	14-65/0	
Steven Duncan	44-121/1	4-18/0	2-14/0	7-37/0	5-3/1	3-4/0	3-7/0	3-7/0	3-1/0	3-22/0	2-25/0	9-35/0	
Khalil Banks	25-115/2	1-3/0	7-53/2	2-5/0	-	4-5/0	4-21/0	4-27/0	-	-	2-1/0	1-0/0	
Derrel Kelley III	26-76/3	-	2-0/0	-	3-14/1	-	-	-	9-19/0	6-30/2	5-15/0	1--2/0	
Mike Irwin	8-57/0	1-6/0	3-23/0	-	-	-	1-3/0	-	2-14/0	-	1-11/0	-	
Braelon Bridges	7-31/1	-	-	-	-	-	-	-	-	7-31/1	-	-	
Tariq Bitson	1-2/0	-	-	-	-	-	-	-	-	1-2/0	-	-	
Bowie Franks	1-2/0	-	-	-	-	-	-	-	-	1-2/0	-	-	

RECEIVING													
	No-Yds/TD	SFA	FLC	SUU	NMHU	EKU	DSU	MSU	SAM	LU	ACU	UCA	
Tariq Bitson	42-721/7	7-127/0	1-18/0	6-82/3	4-136/0	3-66/0	5-31/1	2-22/0	7-130/2	3-32/1	3-35/0	1-42/0	
J.F. Thomas	22-406/3	4-30/1	-	2-46/0	2-13/0	1-27/0	6-169/1	-	2-45/1	2-34/0	1-24/0	2-18/0	
Kaylon Horton	18-227/1	2-11/0	5-44/1	5-58/0	-	-	-	1-4/0	4-57/0	-	1-53/0	-	
Dray Roberson	21-207/0	4-48/0	5-36/0	3-12/0	2-30/0	1-8/0	2-15/0	-	2-48/0	1-8/0	1-2/0	-	
Marvin Landy	11-182/0	1-7/0	1-24/0	-	1-8/0	-	2-25/0	-	2-18/0	3-91/0	-	1-9/0	
Daniel Wright Jr.	15-172/2	1-1/0	4-37/0	3-50/1	2-29/0	2-7/0	1-32/1	2-16/0	-	-	-	-	
Antwoine Ware	14-170/0	-	-	-	-	-	1-2/0	-	5-86/0	3-25/0	1--5/0	4-66/0	
Cody Jones	11-156/1	-	4-48/0	-	-	-	2-15/0	-	-	3-73/1	1-7/0	1-13/0	
Gabe Douglas	9-118/1	2-7/0	1-2/0	-	-	-	-	4-68/0	1-7/0	-	-	1-34/1	
Derrel Kelley III	7-74/2	-	-	-	-	-	-	-	2-12/1	1-13/0	3-44/0	1-5/1	
Max Maxfield	4-45/2	-	-	-	-	-	-	3-29/2	-	-	-	1-16/0	
Darius Cooper	5-39/1	-	1-7/1	-	1-13/0	1-4/0	1-7/0	1-8/0	-	-	-	-	
Khalil Banks	2-36/0	-	1-34/0	-	-	-	-	1-2/0	-	-	-	-	
Braelon Bridges	2-22/0	-	-	-	-	-	-	-	-	2-22/0	-	-	
Keylan Johnson	1-20/0	-	-	-	-	-	-	-	-	-	-	1-20/0	
Ryheem Skinner	5-19/0	-	-	-	1-1/0	-	-	-	-	3-17/0	-	1-1/0	
Randy Clemons II	1-7/0	-	-	-	-	1-7/0	-	-	-	-	-	-	
Cody Henderson	1-7/0	-	-	-	-	-	1-7/0	-	-	-	-	-	
Jayy McDonald	7-6/0	2-2/0	1-1/0	-	-	3-10/0	-	1-3/0	-	-	-	-	
Mike Irwin	1-5/0	1-5/0	-	-	-	-	-	-	-	-	-	-	

PASSING													
Steven Duncan	COMP-ATT-INT	YDS	TD	Mike Irwin	COMP-ATT-INT	YDS	TD						
SFA	21-33-3	219	1	SFA	3-9-0	15	0						
FLC	18-22-0	158	1	FLC	6-11-0	93	1						
SUU	19-27-1	248	4	DSU	0-2-0	0	0						
NMHU	13-22-0	230	0	SAM	0-0-0	0	0						
EKU	12-26-2	129	0	LU	0-0-0	0	0						
DSU	21-30-0	299	3	ACU	2-4-1	26	0						
MSU	15-23-0	146	2	TOTALS	11-26-1	134	1						
SAM	25-43-0	403	4										
LU	21-32-1	315	2										
ACU	9-20-1	134	0										
UCA	14-23-1	224	2										
TOTALS	188-301-9	2505	19										

DEFENSIVE STATISTICS

DEFENSIVE LEADERS

	GP	----- Tackles -----			TFL-Yds	Sacks-Yds	Int	BU	QBH	FR	FF	KICK	SAF
		Solo	Asst	Total									
D.J. Harris	9	35	31	66.0	7.0-22	1.5-11	0	1	4	0	1	0	1
Ronnell Wilson	9	34	24	58.0	7.0-22	2.0-6	0	2	1	1	1	0	0
Devin Hafford	11	25	25	50.0	3.0-9	0-0	6	7	1	2	0	0	0
Donovan Banks	11	32	18	50.0	1.5-2	0-0	0	2	0	0	0	0	0
Zach Strong	9	24	22	46.0	4.0-9	1.0-5	0	2	4	0	0	0	0
Tre Johnson	11	27	12	39.0	1.0-4	0-0	1	6	1	0	0	0	0
Sean Walton	11	18	21	39.0	9.5-46	5.0-33	0	1	4	0	0	0	0
Markel Clark	10	20	18	38.0	4.5-15	2.0-10	0	0	5	0	0	0	0
ChadWick Thibodeaux	10	15	23	38.0	2.0-7	1.0-6	0	0	1	0	1	0	0
Benjie Franklin	9	32	4	36.0	0-0	0-0	3	6	0	0	0	0	0
Javier Duran	11	17	15	32.0	3.5-16	1.5-10	0	0	3	0	0	0	0
Makody Robertson	11	8	18	26.0	2.0-4	0-0	0	0	1	0	0	0	0
Marsean Fisher	10	18	6	24.0	0-0	0-0	0	6	0	1	0	0	0
Greg Eggleston Jr.	6	12	8	20.0	0-0	0-0	2	1	0	0	0	0	0
Prince Umanmielen	8	8	12	20.0	2.0-8	1.5-7	0	0	1	0	0	1	0
Chris Radford	9	9	10	19.0	5.5-17	2.0-14	0	0	4	0	1	1	0
Qua'Shawn Washington	4	9	10	19.0	0.5-0	0-0	0	3	0	0	0	0	0
Devin Sterling	8	10	6	16.0	2.5-5	0-0	0	0	0	0	0	0	0
Z'Core Brooks	9	3	9	12.0	0-0	0-0	0	1	1	0	0	0	0
Jalen Carr	4	7	4	11.0	2.0-3	0-0	1	0	0	0	0	0	0
Brandon Tolvert	5	4	7	11.0	0.5-2	0-0	0	0	2	0	0	0	0
Todd Tillis	11	3	6	9.0	1.5-4	0-0	0	1	3	0	0	1	0
Bryon Broussard	9	2	6	8.0	0-0	0-0	0	1	0	0	1	0	0
Tyquan Coleman	7	6	2	8.0	0-0	0-0	0	1	0	0	0	0	0
Corban James	6	2	5	7.0	1.5-2	1.0-1	0	0	0	0	0	0	0
Rawley Vaughn	7	2	5	7.0	0-0	0-0	0	0	0	0	0	0	0
Bryson Collins	1	1	3	4.0	0-0	0-0	0	0	0	0	0	0	0
Zech Hopkins	3	2	2	4.0	0.5-2	0-0	0	0	1	0	0	0	0
Keldric Williams	2	0	4	4.0	0.5-0	0.5-0	0	0	1	0	0	0	0
Tayvis Coleman	9	2	1	3.0	0-0	0-0	0	0	0	0	0	0	0
Calob Davis	4	1	2	3.0	0-0	0-0	0	0	0	0	0	0	0
Tariq Bitson	11	2	0	2.0	0-0	0-0	0	0	0	0	0	0	0
Kendall Dearth	11	2	0	2.0	0-0	0-0	0	0	0	0	0	0	0
Khalid Johnson	1	2	0	2.0	0-0	0-0	0	0	0	0	0	0	0
Josh Kemp	4	1	1	2.0	0.5-1	0-0	0	0	0	0	0	0	0
Les Odimara	4	1	1	2.0	0-0	0-0	0	0	0	0	0	0	0
Antonio Smith	2	0	2	2.0	0.5-0	0-0	0	0	0	0	0	0	0
Gabe Douglas	5	1	0	1.0	0-0	0-0	0	0	0	0	0	0	0
Adrian Guzman	11	1	0	1.0	0-0	0-0	0	0	0	0	0	0	0
Jaylen Jackson	1	1	0	1.0	0-0	0-0	0	0	0	0	0	0	0
Cody Jones	10	1	0	1.0	0-0	0-0	0	0	0	0	0	0	0
Jayy McDonald	10	1	0	1.0	0-0	0-0	0	0	0	0	0	0	0
Blake Smith	2	1	0	1.0	0-0	0-0	0	0	0	0	0	0	0
Ryan Ward	1	0	1	1.0	0-0	0-0	0	0	0	0	0	0	0
Antwoine Ware	9	0	1	1.0	0-0	0-0	0	0	0	0	0	0	0
Team	9	1	0	1.0	0-0	0-0	0	0	0	0	0	0	0
Total	11	404	346	750.0	63.0-200	19.0-103	13	41	38	4	5	3	1
Opponents	11	361	370	731.0	53.0-160	12.0-73	10	35	21	7	13	1	0



SEASON HIGHS

TARLETON INDIVIDUAL HIGHS

Rushes	15	Daniel Wright Jr. vs. Southern Utah (9/18) Ryheem Skinner vs. New Mexico Highlands (9/25) Daniel Wright Jr. vs. New Mexico Highlands (9/25)
Yards Rushing	155	Jayy McDonald vs. Central Arkansas (11/20)
TD Rushes	2	Jayy McDonald vs. Fort Lewis (9/11) Khalil Banks vs. Fort Lewis (9/11) Daniel Wright Jr. vs. New Mexico Highlands (9/25) Derrel Kelley III vs. Lamar (11/6)
Long Rush	63	Daniel Wright Jr. vs. New Mexico Highlands (9/25)
Pass Attempts	43	Steven Duncan vs. Sam Houston (10/30)
Pass Completions	25	Steven Duncan vs. Sam Houston (10/30)
Yards Passing	403	Steven Duncan vs. Sam Houston (10/30)
TD Passes	4	Steven Duncan vs. Southern Utah (9/18) Steven Duncan vs. Sam Houston (10/30)
Longest Pass	84	Steven Duncan vs. New Mexico Highlands (9/25)
Receptions	7	Tariq Bitson vs. Sam Houston (10/30) Tariq Bitson at Stephen F. Austin (9/4)
Yards Receiving	169	J.F. Thomas at Dixie State (10/16)
TD Receptions	3	Tariq Bitson vs. Southern Utah (9/18)
Longest Reception	84	Tariq Bitson vs. New Mexico Highlands (9/25)
Field Goals	2	Adrian Guzman vs. New Mexico Highlands (9/25) Adrian Guzman at Dixie State (10/16)
Longest Field Goal	37	Adrian Guzman at Dixie State (10/16)
Punts	8	Jake Walrath at Eastern Kentucky (10/2)
Punting Average	46.7	Jake Walrath vs. Fort Lewis (9/11)
Longest Punt	74	Jake Walrath at Abilene Christian (11/13)
Longest Punt Return	31	Bryon Broussard vs. Lamar (11/6)
Longest Kickoff Return	100	Dray Roberson vs. New Mexico Highlands (9/25)
Tackles	13	D.J. Harris vs. Fort Lewis (9/11)
Sacks	2.5	Sean Walton vs. Central Arkansas (11/20)
Tackles For Loss	3.5	Sean Walton vs. Central Arkansas (11/20)
Interceptions	2	Devin Hafford vs. Southern Utah (9/18) Greg Eggleston Jr. vs. New Mexico Highlands (9/25) Devin Hafford vs. Midwestern State (10/23)

TARLETON TEAM HIGHS

Rushes	46	vs. Fort Lewis (9/11)
Yards Rushing	347	vs. Fort Lewis (9/11)
TD Rushes	5	vs. Fort Lewis (9/11)
Pass Attempts	44	vs. Sam Houston (10/30)
Pass Completions	25	vs. Sam Houston (10/30)
Yards Passing	403	vs. Sam Houston (10/30)
TD Passes	4	vs. Southern Utah (9/18) vs. Sam Houston (10/30)

OPPONENT INDIVIDUAL HIGHS

Rushes	26	Da'Joun Hewitt at Eastern Kentucky (10/2)
Yards Rushing	173	Ramon Jefferson vs. Sam Houston (10/30)
TD Rushes	2	Drew Kannelly-Robles at Dixie State (10/16)
Long Rush	42	Jaylon Jackson vs. Lamar (11/6)
Pass Attempts	43	Ramone Atkins vs. New Mexico Highlands (9/25)
Pass Completions	26	Eric Schmid vs. Sam Houston (10/30)
Yards Passing	308	Eric Schmid vs. Sam Houston (10/30)
TD Passes	5	Eric Schmid vs. Sam Houston (10/30)
Longest Pass	44	Peyton Mansell at Abilene Christian (11/13)
Receptions	12	Kobe Clark at Abilene Christian (11/13)
Yards Receiving	148	Cody Chrest vs. Sam Houston (10/30)
TD Receptions	3	Brandon Schenks vs. Southern Utah (9/18) Ife Adeyi vs. Sam Houston (10/30)
Longest Reception	44	Denver Holman at Abilene Christian (11/13)
Field Goals	3	Blair Zepeda at Abilene Christian (11/13)
Longest Field Goal	53	Blair Zepeda at Abilene Christian (11/13)
Punts	9	Max Peets vs. Fort Lewis (9/11)
Punting Average	48.2	Max Quick at Stephen F. Austin (9/4)
Longest Punt	65	Jake Gerardi vs. Southern Utah (9/18)
Longest Punt Return	12	Jequez Ezzard vs. Sam Houston (10/30)
Longest Kickoff Return	94	Christian Richmond vs. Central Arkansas (11/20)
Tackles	14	Jayden Helms vs. Fort Lewis (9/11)
Sacks	2	Raymond Wingate vs. New Mexico Highlands (9/25)
Tackles For Loss	2.5	Raymond Wingate vs. New Mexico Highlands (9/25) Melik Owens vs. Midwestern State (10/23)
Interceptions	1	10 tied

OPPONENT TEAM HIGHS

Rushes	54	vs. New Mexico Highlands (9/25)
Yards Rushing	268	vs. Sam Houston (10/30)
TD Rushes	2	vs. Southern Utah (9/18) at Dixie State (10/16)
Pass Attempts	46	vs. Sam Houston (10/30)
Pass Completions	26	vs. Sam Houston (10/30)
Yards Passing	308	vs. Sam Houston (10/30)
TD Passes	5	vs. Sam Houston (10/30)

LONGEST PLAYS OF 2021

PLAYS OVER 40 YARDS

YARDS	TYPE	PLAYER	OPPONENT
100*	KR	Dray Roberson	New Mexico Highlands
84	Pass	Tariq Bitson from Steven Duncan	New Mexico Highlands
63	Rush	Daniel Wright Jr.	New Mexico Highlands
58	Pass	Marvin Landy from Steven Duncan	Lamar
54	Pass	J.F. Thomas from Steven Duncan	Dixie State
53*	Rush	Jayy McDonald	Central Arkansas
53	Pass	Kaylon Horton from Steven Duncan	Abilene Christian
53	Pass	Tariq Bitson from Steven Duncan	Eastern Kentucky
47	Pass	Gabe Douglas from Steven Duncan	Midwestern State
45	KR	Kaylon Horton	Southern Utah
43	Pass	Tariq Bitson from Steven Duncan	New Mexico Highlands
43	Rush	Jayy McDonald	Fort Lewis
42	Pass	Tariq Bitson from Steven Duncan	Central Arkansas
42	Pass	Dray Roberson from Steven Duncan	Sam Houston
40	Pass	J.F. Thomas from Steven Duncan	Southern Utah

* - resulted in touchdown

20+ YARD PLAYS BY PLAYER

Player	No.	TD	R	P	KR	PR	IR	FR
Tariq Bitson	12	2	0	12	0	0	0	0
J.F. Thomas	10	2	0	10	0	0	0	0
Kaylon Horton	8	0	0	4	4	0	0	0
Daniel Wright Jr.	8	2	4	4	0	0	0	0
Jayy McDonald	7	1	6	0	1	0	0	0
Dray Roberson	5	1	0	2	3	0	0	0
Antwoine Ware	5	0	0	5	0	0	0	0
Steven Duncan	3	0	3	0	0	0	0	0
Khalil Banks	2	0	1	1	0	0	0	0
Gabe Douglas	2	1	0	2	0	0	0	0
Devin Hafford	2	1	0	0	0	0	1	1
Cody Jones	2	0	0	2	0	0	0	0
Derrel Kelley III	2	0	1	1	0	0	0	0
Marvin Landy	2	0	0	2	0	0	0	0
Ryheem Skinner	2	0	2	0	0	0	0	0
Bryon Broussard	1	0	0	0	0	1	0	0
Keylan Johnson	1	0	0	1	0	0	0	0
TOTAL	74	10	17	46	8	1	1	1



TARIQ BITSON

LONG PLAYS BY THE NUMBER

Plays	No.	TD
100+	1	1
90-99	0	0
80-89	1	0
70-79	0	0
60-69	1	0
50-59	3	1
40-49	6	0
30-39	21	5
20-29	38	3

LONG PLAYS BY TYPE

Plays	No.	TD
Rushing	17	1
Passing	43	7
Punt returns	1	0
Kick returns	8	1
Interceptions	1	1
Fumble returns	1	0
TOTAL	0	0

LONGEST PLAYS OF THE YEAR

RUSHING

63 YDS Daniel Wright Jr. vs. New Mexico Highlands

RUSHING TOUCHDOWN

53 YDS Jayy McDonald vs. Central Arkansas

PASSING

84 Tariq Bitson from Steven Duncan vs. New Mexico Highlands

PASSING TOUCHDOWN

34 Gabe Douglas from Steven Duncan vs. Central Arkansas
Tariq Bitson from Steven Duncan vs. Sam Houston

PUNT RETURN

31 Bryon Broussard vs. Lamar

KICK RETURN

100 Dray Roberson vs. New Mexico Highlands

INTERCEPTION RETURN

35 Devin Hafford vs. Southern Utah

FUMBLE RETURN

23 Devin Hafford at Stephen F. Austin

PUNT

74 Jake Walrath at Abilene Christian

FIELD GOAL

37 Adrian Guzman at Dixie State



GAME-BY-GAME REVIEW

SEPT. 4 • HOMER BRYCE STADIUM (8,910) • NACOGDOCHES, TEXAS

	TARLETON	10
	STEPHEN F. AUSTIN	20

Score by Quarters	1	2	3	4	Score	Record (Ovr, Conf.)
Tarleton	7	3	0	0	10	0-1 (0-1 WAC)
Stephen F. Austin	0	7	3	10	20	1-0 (1-0 WAC)

Scoring Summary

Qtr	Time	Scoring Play	TSU	SFA
1st	12:28	TSU - Thomas, J. 12 yd pass from Duncan, S. (Guzman,Adrian kick) 2 plays, 35 yards, TOP 0:10	7	0
2nd	14:50	TSU - Guzman,Adrian 36 yd field goal 6 plays, 62 yards, TOP 2:01	10	0
2nd	06:44	SFA - Gipson, Xavier 35 yd pass from Self, Trae (Campos, Chris kick) 6 plays, 62 yards, TOP 2:05	10	7
3rd	05:59	SFA - Campos, Chris 22 yd field goal 14 plays, 60 yards, TOP 6:18	10	10
4th	14:04	SFA - Reed, Miles 2 yd run (Campos, Chris kick), 11 plays, 53 yards, TOP 5:13	10	17
4th	07:19	SFA - Campos, Chris 43 yd field goal 7 plays, 64 yards, TOP 3:56	10	20

	TSU	SFA
FIRST DOWNS	20	21
Rushing	4	9
Passing	13	10
Penalty	3	2
NET YARDS RUSHING	70	157
Attempts	24	44
Avg. Per Rush	2.9	3.6
Rushing TDs	0	1
Yards Gained	94	180
Yds. Lost	24	23
NET YARDS Passing	234	235
Comp. - Att. - Int.	24-42-3	18-26-0
Avg. / Att.	5.6	9.0
Avg. / Comp.	9.8	13.1
TDs	1	1
TOTAL OFFENSE YARDS	304	392
Plays	66	70
Avg. / Play	4.6	5.6
Fumbles - Lost	3-0	2-2
Penalties - Yards	5-24	9-85
PUNTS-YARDS	3-102	4-193
Avg. / Punt	34.0	48.2
Net / Punt	34.0	42.0
Inside 20	1	1
50+ Yards	0	2
Touchbacks	0	1
Fair Catch	3	2
KICKOFFS-YARDS	3-146	5-324
Avg. Yards / Kickoff	48.7	64.8
Net Yards / Kickoff	39.7	48.2
Touchbacks	0	2
Fair Catch	0	0
RETURNS		
Punt: Total - Yards - TDs	1-5-0	0-0-0
Punt: Avg. / Return	5.0	0
Kickoff: Total - Yards - TDs	3-43-0	2-27-0
Kickoff: Avg. / Return	14.3	13.5
INT: Total - Yards - TDs	0-0-0	3-2-0
Fumble: Total - Yards - TDs	1-23-0	0-0-0
MISCELLANEOUS		
Miscellaneous Yards	0	0
Possession Time	25:26	32:57
1st Quarter	6:09	8:51
2nd Quarter	9:32	5:28
3rd Quarter	2:48	10:35
4th Quarter	6:57	8:03
3rd Down Conversions	5 of 13	5 of 13
4th Down Conversions	0 of 2	2 of 3
Red-Zone Scores-Chances	2-3	2-3
Touchdowns	1-3	1-3
Field Goals	1-3	1-3
Sacks: Total - Yards	3-16	3-19
PAT: Total - Made	1-1	2-2
Field Goals: Total - Made	1-2	2-2

SEPT. 11 • MEMORIAL STADIUM (12,078) • STEPHENVILLE, TEXAS

	FORT LEWIS	7
	TARLETON	54

Score by Quarters	1	2	3	4	Score	Record (Ovr, Conf.)
Fort Lewis	7	0	0	0	7	0-2 (0-1 RMAC)
Tarleton	7	23	14	10	54	1-1 (0-1 WAC)

Scoring Summary

Qtr	Time	Scoring Play	FLC	TSU
1st	10:26	TSU - McDonald,Javy 3 yd run (Guzman,Adrian kick), 6 plays, 60 yards, TOP 02:29	0	7
1st	05:14	FLC - Nwosu,Emmanuel 8 yd run (Villavicencio,Hunter kick), 9 plays, 75 yards, TOP 05:12	7	7
2nd	09:40	TSU - Horton,Kaylon 12 yd pass from Duncan,Steven (Guzman,Adrian kick) 11 plays, 70 yards, TOP 03:34	7	14
2nd	06:06	TSU - Harris,D.J. 0 yd safety	7	16
2nd	03:44	TSU - Skinner,Ryheem 6 yd run (Guzman,Adrian kick), 5 plays, 37 yards, TOP 02:15	7	23
2nd	00:59	TSU - Banks,Khalil 2 yd run (Guzman,Adrian kick), 8 plays, 66 yards, TOP 01:13	7	30
3rd	12:44	TSU - McDonald,Javy 3 yd run (Guzman,Adrian kick), 6 plays, 57 yards, TOP 02:09	7	37
3rd	00:49	TSU - Cooper,Darius 7 yd pass from Irwin,Mike (Guzman,Adrian kick) 6 plays, 70 yards, TOP 02:19	7	44
4th	10:08	TSU - Guzman,Adrian 24 yd field goal 8 plays, 73 yards, TOP 03:17	7	47
4th	04:58	TSU - Banks,Khalil 1 yd run (Guzman,Adrian kick), 6 plays, 60 yards, TOP 02:53	7	54

	FLC	TSU
FIRST DOWNS	12	31
Rushing	6	17
Passing	5	10
Penalty	1	4
NET YARDS RUSHING	85	347
Attempts	34	46
Avg. Per Rush	2.5	7.5
Rushing TDs	1	5
Yards Gained	112	358
Yds. Lost	27	11
NET YARDS Passing	103	251
Comp. - Att. - Int.	11-26-0	24-33-0
Avg. / Att.	4.0	7.6
Avg. / Comp.	9.4	10.5
TDs	0	2
TOTAL OFFENSE YARDS	188	598
Plays	60	79
Avg. / Play	3.1	7.6
Fumbles - Lost	2-0	2-0
Penalties - Yards	7-58	8-89
PUNTS-YARDS	9-363	3-140
Avg. / Punt	40.3	46.7
Net / Punt	38.9	40.0
Inside 20	0	2
50+ Yards	1	0
Touchbacks	0	1
Fair Catch	1	1
KICKOFFS-YARDS	3-99	9-537
Avg. Yards / Kickoff	33.0	59.7
Net Yards / Kickoff	16.3	55.2
Touchbacks	0	2
Fair Catch	0	111
RETURNS		
Punt: Total - Yards - TDs	0-0-0	4-13-0
Punt: Avg. / Return	NaN	3.3
Kickoff: Total - Yards - TDs	1-0-0	3-50-0
Kickoff: Avg. / Return	0.0	16.7
INT: Total - Yards - TDs	0-0-0	0-0-0
Fumble: Total - Yards - TDs	0-0-0	0-0-0
MISCELLANEOUS		
Miscellaneous Yards	0	0
Possession Time	28:56	31:04
1st Quarter	9:49	5:11
2nd Quarter	5:30	9:30
3rd Quarter	4:47	10:13
4th Quarter	8:50	6:10
3rd Down Conversions	3 of 14	3 of 10
4th Down Conversions	0 of 0	1 of 3
Red-Zone Scores-Chances	1-1	8-8
Touchdowns	1-1	7-8
Field Goals	0-1	1-8
Sacks: Total - Yards	0-0	4-20
PAT: Total - Made	1-1	7-7
Field Goals: Total - Made	0-1	1-1

GAME-BY-GAME REVIEW

SEPT. 18 • CHOCTAW STADIUM (8,346) • ARLINGTON, TEXAS

	SOUTHERN UTAH				40
	TARLETON				35

Score by Quarters	1	2	3	4	Score	Record (Ovr, Conf.)
Southern Utah	14	14	6	6	40	1-2 (0-0 Big Sky)
Tarleton	7	21	0	7	35	1-2 (0-1 WAC)

Scoring Summary

Qtr	Time	Scoring Play	SUU	TSU
1st	09:54	SUU - Atencio,David 16 yd pass from Miller,Justin (Reed,Carson kick) 10 plays, 84 yards, TOP 05:02	7	0
1st	06:52	TSU - Bitson,Tariq 7 yd pass from Duncan,Steven (Guzman,Adrian kick) 7 plays, 77 yards, TOP 02:56	7	7
1st	00:56	SUU - Schenks,Brandon 10 yd pass from Miller,Justin (Reed,Carson kick) 12 plays, 75 yards, TOP 05:56	14	7
2nd	13:51	TSU - Bitson,Tariq 15 yd pass from Duncan,Steven (Guzman,Adrian kick) 5 plays, 55 yards, TOP 01:58	14	14
2nd	09:38	SUU - Schenks,Brandon 19 yd pass from Miller,Justin (Reed,Carson kick) 7 plays, 75 yards, TOP 04:25	21	14
2nd	01:34	TSU - Bitson,Tariq 4 yd pass from Duncan,Steven (Guzman,Adrian kick) 15 plays, 95 yards, TOP 07:36	21	21
2nd	01:02	TSU - Hafford,Devin 35 yd interception (Guzman,Adrian kick)		21 28
2nd	00:31	SUU - Schenks,Brandon 32 yd pass from Miller,Justin (Reed,Carson kick) 3 plays, 75 yards, TOP 00:31	28	28
3rd	01:34	SUU - Moore III,David 6 yd run (), 8 plays, 84 yards, TOP 03:29	34	28
4th	06:19	TSU - Wright Jr.,D.I 27 yd pass from Duncan,Steven (Guzman,Adrian kick) 15 plays, 80 yards, TOP 06:08	34	35
4th	01:34	SUU - Davis,Karris 3 yd run (), 4 plays, 54 yards, TOP 00:40	40	35

	SUU	TSU
FIRST DOWNS		
Total	30	25
Rushing	8	12
Passing	15	11
Penalty	7	2
RUSHING		
Total (Net)	161	159
Attempts	31	39
Avg. Per Rush	5.2	4.1
Rushing TDs	2	0
Yds. Gained	168	190
Yds. Lost	7	31
PASSING		
Total (Net)	304	248
Comp.-Att.-Int.	24-35-2	19-28-1
Avg. / Att.	8.7	8.9
Avg. / Comp.	12.7	13.1
TDs	4	4
TOTAL OFFENSE		
Yards	465	407
Plays	66	67
Avg. / Play	7	6.1
Fumbles - Lost	0-0	4-0
Penalties - Yds.	6-62	15-158
PUNTING		
Punts - Yds.	2-93	4-174
Avg. / Punt	46.5	43.5
Inside 20	2	1
50+ Yds.	1	1
Touchbacks	0	0
Fair Catch	1	3
KICKOFFS		
Total - Yds.	7-435	6-380
Avg. Yds. / Kickoff	62.1	63.3
Touchbacks	2	2
RETURNS		
Punt: Total - Yds. - TDs	1-10-0	0-0-0
Punt: Avg. / Return	10.0	0
Kickoff: Total - Yds. - TDs	3-58-0	5-83-0
Kickoff: Avg. / Return	19.3	16.6
INT: Total - Yds. - TDs	1-6-0	2-51-1
Fumble: Total - Yds. - TDs	0-0-0	0-0-0
MISCELLANEOUS		
Misc. Yards	0	0
Poss. Time	30:34	28:52
3rd. Down Conv.	6 of 11	7 of 12
4th. Down Conversions	0 of 0	0 of 0
Red-Zone: Scores - Chances	5-6	4-4
Sacks: Total - Yds.	1-8	0-0
PAT: Total - Made	4-5	5-5
Field Goals: Total - Made	0-1	0-0

SEPT. 25 • MEMORIAL STADIUM (4,110) • STEPHENVILLE, TEXAS

	NEW MEXICO HIGHLANDS				21
	TARLETON				40

Score by Quarters	1	2	3	4	Score	Record (Ovr, Conf.)
N.M. Highlands	0	14	0	7	21	1-3 (1-2 RMAC)
Tarleton	23	7	7	3	40	2-2 (0-1 WAC)

Scoring Summary

Qtr	Time	Scoring Play	MC	TSU
1st	14:14	TSU - Wright Jr.,Daniel 1 yd run (Guzman,Adrian kick), 3 plays, 85 yards, TOP 00:39		0 7
1st	10:00	TSU - Wright Jr.,Daniel 7 yd run (Guzman,Adrian kick), 2 plays, 70 yards, TOP 00:36		0 14
1st	06:59	TSU - Guzman,Adrian 35 yd field goal 7 plays, 33 yards, TOP 02:55		0 17
1st	01:26	TSU - Duncan,Steven 1 yd run (), 8 plays, 69 yards, TOP 02:43		0 23
2nd	14:24	NMH - Beckford,Quavon 21 yd pass from Atkins,Ramone (McDaniel,Will kick) 9 plays, 67 yards, TOP 01:57		7 7
2nd	14:12	TSU - Roberson,Dray 100 yd kickoff return (Guzman,Adrian kick)		7 30
2nd	09:33	NMH - Jamison,Ronald 36 yd pass from Atkins,Ramone (McDaniel,Will kick) 6 plays, 69 yards, TOP 02:1114		30 30
3rd	02:10	TSU - Kelley III,Derrel 7 yd run (Guzman,Adrian kick), 9 plays, 80 yards, TOP 05:02		14 37
4th	08:51	NMH - Brown,Malik 43 yd fumble recovery (McDaniel,Will kick)		21 37
4th	02:29	TSU - Guzman,Adrian 29 yd field goal 11 plays, 59 yards, TOP 06:22		21 40

	NMHU	TSU
FIRST DOWNS		
Total	29	18
Rushing	14	11
Passing	13	6
Penalty	2	1
RUSHING		
Total (Net)	243	276
Attempts	54	42
Avg. Per Rush	4.5	6.6
Rushing TDs	0	4
Yds. Gained	280	287
Yds. Lost	37	11
PASSING		
Total (Net)	240	230
Comp.-Att.-Int.	17-43-2	13-22-0
Avg. / Att.	5.6	10.5
Avg. / Comp.	14.1	17.7
TDs	2	0
TOTAL OFFENSE		
Yards	483	506
Plays	97	64
Avg. / Play	5	7.9
Fumbles - Lost	2-1	2-2
Penalties - Yds.	5-37	7-65
PUNTING		
Punts - Yds.	2-83	3-117
Avg. / Punt	41.5	39
Inside 20	0	2
50+ Yds.	1	0
Touchbacks	1	0
Fair Catch	0	1
KICKOFFS		
Total - Yds.	4-161	9-507
Avg. Yds. / Kickoff	40.3	56.3
Touchbacks	0	2
RETURNS		
Punt: Total - Yds. - TDs	0-0-0	0-0-0
Punt: Avg. / Return	0	0
Kickoff: Total - Yds. - TDs	5-64-0	2-113-1
Kickoff: Avg. / Return	12.8	56.5
INT: Total - Yds. - TDs	0-0-0	2-11-0
Fumble: Total - Yds. - TDs	2-74-1	1-6-0
MISCELLANEOUS		
Misc. Yards	0	0
Poss. Time	29:17	29:21
3rd. Down Conv.	9 of 18	4 of 10
4th. Down Conversions	2 of 6	0 of 0
Red-Zone: Scores - Chances	0-1	6-7
Sacks: Total - Yds.	2-5	3-14
PAT: Total - Made	3-3	4-5
Field Goals: Total - Made	0-2	2-3



GAME-BY-GAME REVIEW

OCT. 2 • ROY KIDD STADIUM (13,174) • RICHMOND, KENTUCKY

	TARLETON	3
	EASTERN KENTUCKY	20

Score by Quarters	1	2	3	4	Score	Record (Ovr, Conf.)
Tarleton	3	0	0	0	3	2-3 (0-1 WAC)
Eastern Kentucky	7	3	3	7	20	3-2 (0-0 ASUN)

Scoring Summary

Qtr	Time	Scoring Play	TSU	DSU
1st	03:07	TARLETON - Guzman, Adrian 26 yd field goal 8 plays, 57 yards, TOP 2:42	3	0
1st	01:35	EKU - MCKINNEY, P. 30 yd run (NATIONS, P. kick), 4 plays, 75 yards, TOP 1:32	3	7
2nd	09:40	EKU - NATIONS, P. 22 yd field goal 7 plays, 75 yards, TOP 2:45	3	10
3rd	01:09	EKU - NATIONS, P. 48 yd field goal 13 plays, 60 yards, TOP 6:34	3	13
4th	08:15	EKU - HAIRSTON, Eli 39 yd interception (NATIONS, P. kick)	3	20

TSU **EKU**

FIRST DOWNS		
Total	11	22
Rushing	6	10
Passing	4	11
Penalty	1	1
RUSHING		
Total (Net)	108	217
Attempts	31	45
Avg. Per Rush	3.5	4.8
Rushing TDs	0	1
Yds. Gained	117	223
Yds. Lost	9	6
PASSING		
Total (Net)	129	199
Comp.-Att.-Int.	12-26-2	13-28-1
Avg. / Att.	5.0	7.1
Avg. / Comp.	10.8	15.3
TDs	0	0
TOTAL OFFENSE		
Yards	237	416
Plays	57	73
Avg. / Play	4.2	5.7
Fumbles - Lost	1-0	0-0
Penalties - Yds.	5-30	9-57
PUNTING		
Punts - Yds.	8-367	7-259
Avg. / Punt	45.9	37.0
Inside 20	2	1
50+ Yds.	2	1
Touchbacks	2	2
Fair Catch	5	0
KICKOFFS		
Total - Yds.	2-129	5-315
Avg. Yds. / Kickoff	64.5	63.0
Touchbacks	1	3
RETURNS		
Punt: Total - Yds. - TDs	3-9-0	0-0-0
Punt: Avg. / Return	3.0	0
Kickoff: Total - Yds. - TDs	2-44-0	1-20-0
Kickoff: Avg. / Return	22.0	20.0
INT: Total - Yds. - TDs	1-11-0	2-41-1
Fumble: Total - Yds. - TDs	0-0-0	0-0-0
MISCELLANEOUS		
Misc. Yards	0	0
Poss. Time	26:23	33:37
3rd. Down Conv.	1 of 13	7 of 16
4th. Down Conversions	1 of 2	0 of 0
Red-Zone: Scores - Chances	1-2	1-1
Sacks: Total - Yds.	1-1	1-9
PAT: Total - Made	0-0	2-2
Field Goals: Total - Made	1-2	2-2

OCT. 16 • GREATER ZION STADIUM (3,406) • ST. GEORGE, UTAH

	TARLETON	41
	DIXIE STATE	20

Score by Quarters	1	2	3	4	Score	Record (Ovr, Conf.)
Tarleton	14	17	0	10	41	3-3 (1-1, WAC)
Dixie State	10	3	0	7	20	0-6 (0-1 WAC)

Scoring Summary

Qtr	Time	Scoring Play	TAR	DSU
1st	11:40	DSU - Brooksby 43 yd field goal 10 plays, 49 yards, TOP 3:20	0	3
1st	10:23	TAR - Thomas, J. 30 yd pass from Duncan, S. (Guzman, Adrian kick) 4 plays, 75 yards, TOP 1:17	7	3
1st	04:21	TAR - Wright, D. 32 yd pass from Duncan, S. (Guzman, Adrian kick) 9 plays, 80 yards, TOP 3:56	14	3
1st	01:54	DSU - Kannelly-Robles 7 yd run (Brooksby kick), 6 plays, 65 yards, TOP 2:27	14	10
2nd	12:30	TAR - Bitson, T. 13 yd pass from Duncan, S. (Guzman, Adrian kick) 4 plays, 67 yards, TOP 1:42	21	10
2nd	08:01	TAR - Bitson, T. 13 yd pass from Duncan, S. (Guzman, Adrian kick) 4 plays, 67 yards, TOP 1:42	24	10
2nd	04:10	DSU - Brooksby 32 yd field goal 9 plays, 60 yards, TOP 3:51	24	13
2nd	00:16	TAR - Skinner, R. 3 yd run (Guzman, Adrian kick), 10 plays, 75 yards, TOP 3:54	31	13
4th	12:44	TAR - Guzman, Adrian 37 yd field goal 7 plays, 40 yards, TOP 2:52	34	13
4th	07:21	DSU - Kannelly-Robles 2 yd run (Brooksby kick), 7 plays, 73 yards, TOP 2:20	34	20
4th	01:45	TAR - McDonald, J. 2 yd run (Guzman, Adrian kick), 3 plays, 16 yards, TOP 1:32	41	20

TAR **DSU**

FIRST DOWNS		
Total	24	24
Rushing	11	8
Passing	11	13
Penalty	2	3
RUSHING		
Total (Net)	187	167
Attempts	35	33
Avg. Per Rush	5.3	5.1
Rushing TDs	2	2
Yds. Gained	199	178
Yds. Lost	12	11
PASSING		
Total (Net)	299	219
Comp.-Att.-Int.	21-32-0	26-46-2
Avg. / Att.	9.3	4.8
Avg. / Comp.	14.2	8.4
TDs	3	0
TOTAL OFFENSE		
Yards	486	386
Plays	67	79
Avg. / Play	7.3	4.9
Fumbles - Lost	1-0	1-1
Penalties - Yds.	5-55	3-33
PUNTING		
Punts - Yds.	5-219	6-250
Avg. / Punt	43.8	41.7
Inside 20	1	1
50+ Yds.	1	1
Touchbacks	0	1
Fair Catch	3	4
KICKOFFS		
Total - Yds.	8-401	5-325
Avg. Yds. / Kickoff	50.1	65.0
Touchbacks	1	5
RETURNS		
Punt: Total - Yds. - TDs	0-0-0	2--5-0
Punt: Avg. / Return	0	-2.5
Kickoff: Total - Yds. - TDs	0-0-0	3-52-0
Kickoff: Avg. / Return	0	17.3
INT: Total - Yds. - TDs	2-16-0	0-0-0
Fumble: Total - Yds. - TDs	0-0-0	0-0-0
MISCELLANEOUS		
Misc. Yards	0	0
Poss. Time	30:56	29:04
3rd. Down Conv.	1 of 10	4 of 15
4th. Down Conversions	1 of 1	2 of 2
Red-Zone: Scores - Chances	5-5	3-5
Sacks: Total - Yds.	1-9	1-7
PAT: Total - Made	5-5	2-2
Field Goals: Total - Made	2-3	2-2

GAME-BY-GAME REVIEW

OCT. 23 • MEMORIAL STADIUM (16,216) • STEPHENVILLE, TEXAS

	MIDWESTERN STATE	14
	TARLETON	17

Score by Quarters	1	2	3	4	Score	Record (Ovr, Conf.)
Midwestern State	0	7	0	7	14	5-2 (4-0 LSC)
Tarleton	0	7	0	10	17	4-3 (1-1 WAC)

Scoring Summary

Qtr	Time	Scoring Play	MSU	TSU
2nd	08:34	TSU - Maxfield,Max 19 yd pass from Duncan,Steven (Guzman,Adrian kick) 3 plays, 67 yards, TOP 01:07	0	7
2nd	00:04	MSU - March,Jalen 8 yd pass from Sterling-Cole,Dillon (Vaes,Ritse kick) 13 plays, 72 yards, TOP 04:25	7	7
4th	12:12	TSU - Maxfield,Max 5 yd pass from Duncan,Steven (Guzman,Adrian kick) 10 plays, 76 yards, TOP 04:55	7	14
4th	04:37	TSU - Guzman,Adrian 28 yd field goal 10 plays, 51 yards, TOP 05:25		7
4th	02:18	MSU - March,Jalen 5 yd run (Vaes,Ritse kick), 9 plays, 75 yards, TOP 02:19	14	17

	MSU	TSU
FIRST DOWNS		
Total	22	15
Rushing	13	7
Passing	6	6
Penalty	3	2
RUSHING		
Total (Net)	188	164
Attempts	37	39
Avg. Per Rush	5.1	4.2
Rushing TDs	1	0
Yds. Gained	210	173
Yds. Lost	22	9
PASSING		
Total (Net)	163	146
Comp.-Att.-Int.	20-40-2	15-23-0
Avg. / Att.	4.1	6.3
Avg. / Comp.	8.2	9.7
TDs	1	2
TOTAL OFFENSE		
Yards	351	310
Plays	77	62
Avg. / Play	4.6	5
Fumbles - Lost	1-0	1-1
Penalties - Yds.	5-45	8-71
PUNTING		
Punts - Yds.	6-252	7-312
Avg. / Punt	42	44.6
Inside 20	3	2
50+ Yds.	3	1
Touchbacks	0	1
Fair Catch	0	2
KICKOFFS		
Total - Yds.	2-130	4-232
Avg. Yds. / Kickoff	65.0	58.0
Touchbacks	2	3
RETURNS		
Punt: Total - Yds. - TDs	0-0-0	3-3-0
Punt: Avg. / Return	0	1.0
Kickoff: Total - Yds. - TDs	0-0-0	0-0-0
Kickoff: Avg. / Return	0	0
INT: Total - Yds. - TDs	0-0-0	2-14-0
Fumble: Total - Yds. - TDs	0-0-0	0-0-0
MISCELLANEOUS		
Misc. Yards	0	0
Poss. Time	29:48	30:12
3rd. Down Conv.	8 of 17	6 of 14
4th. Down Conversions	1 of 3	0 of 0
Red-Zone: Scores - Chances	2-2	3-4
Sacks: Total - Yds.	1-1	0-0
PAT: Total - Made	2-2	2-2
Field Goals: Total - Made	0-0	1-1

OCT. 30 • MEMORIAL STADIUM (8,245) • STEPHENVILLE, TEXAS

	SAM HOUSTON	45
	TARLETON	27

Score by Quarters	1	2	3	4	Score	Record (Ovr, Conf.)
Sam Houston	14	14	17	0	45	7-0 (3-0 WAC)
Tarleton	14	0	0	13	27	4-4 (1-2 WAC)

Scoring Summary

Qtr	Time	Scoring Play	SAM	TSU
1st	11:36	SAM - Adeyi,Ife 2 yd pass from Schmid,Eric (Morgan,Seth kick) 8 plays, 69 yards, TOP 03:16	7	0
1st	09:47	TSU - Bitson,Tariq 21 yd pass from Duncan,Steven (Guzman,Adrian kick) 6 plays, 77 yards, TOP 01:49	7	7
1st	04:12	SAM - Adeyi,Ife 18 yd pass from Schmid,Eric (Morgan,Seth kick) 7 plays, 58 yards, TOP 02:20	14	7
1st	00:48	TSU - Kelley III,Derrel 1 yd pass from Duncan,Steven (Guzman,Adrian kick) 4 plays, 38 yards, TOP 01:40	14	14
2nd	14:27	SAM - Schmid,Eric 9 yd run (Morgan,Seth kick), 4 plays, 62 yards, TOP 01:14	21	14
2nd	01:49	SAM - Smith,Noah 19 yd pass from Schmid,Eric (Morgan,Seth kick) 4 plays, 46 yards, TOP 01:13	28	14
3rd	05:22	SAM - Morgan,Seth 26 yd field goal 11 plays, 60 yards, TOP 03:43	31	14
3rd	03:50	SAM - Harvin,Chandler 26 yd pass from Schmid,Eric (Morgan,Seth kick) 2 plays, 66 yards, TOP 00:42	38	14
3rd	01:16	SAM - Adeyi,Ife 8 yd pass from Schmid,Eric (Morgan,Seth kick) 5 plays, 62 yards, TOP 01:44	45	14
4th	11:08	TSU - Thomas,J.F. 23 yd pass from Duncan,Steven (Guzman,Adrian kick) 10 plays, 75 yards, TOP 05:08	45	21
4th	07:15	TSU - Bitson,Tariq 34 yd pass from Duncan,Steven () 4 plays, 70 yards, TOP 02:24	45	27

	SAM	TSU
FIRST DOWNS		
Total	30	22
Rushing	14	5
Passing	12	16
Penalty	4	1
RUSHING		
Total (Net)	268	61
Attempts	40	23
Avg. Per Rush	6.7	2.7
Rushing TDs	1	0
Yds. Gained	279	68
Yds. Lost	11	7
PASSING		
Total (Net)	308	403
Comp.-Att.-Int.	26-38-1	25-44-0
Avg. / Att.	8.1	9.2
Avg. / Comp.	11.8	16.1
TDs	5	4
TOTAL OFFENSE		
Yards	576	464
Plays	78	67
Avg. / Play	7.4	6.9
Fumbles - Lost	3-0	1-0
Penalties - Yds.	5-45	8-84
PUNTING		
Punts - Yds.	3-126	7-289
Avg. / Punt	42	41.3
Inside 20	1	2
50+ Yds.	1	1
Touchbacks	1	0
Fair Catch	1	2
KICKOFFS		
Total - Yds.	8-510	5-264
Avg. Yds. / Kickoff	63.8	52.8
Touchbacks	5	1
RETURNS		
Punt: Total - Yds. - TDs	2-12-0	1-5-0
Punt: Avg. / Return	6.0	5.0
Kickoff: Total - Yds. - TDs	3-56-0	3-47-0
Kickoff: Avg. / Return	18.7	15.7
INT: Total - Yds. - TDs	0-0-0	1-0-0
Fumble: Total - Yds. - TDs	0-0-0	0-0-0
MISCELLANEOUS		
Misc. Yards	0	0
Poss. Time	33:15	26:45
3rd. Down Conv.	5 of 11	5 of 13
4th. Down Conversions	0 of 2	0 of 1
Red-Zone: Scores - Chances	6-6	1-2
Sacks: Total - Yds.	1-5	1-7
PAT: Total - Made	6-6	3-3
Field Goals: Total - Made	1-1	0-1



GAME-BY-GAME REVIEW

NOV. 6 • MEMORIAL STADIUM (8,048) • STEPHENVILLE, TEXAS

	LAMAR	21
	TARLETON	42

Score by Quarters	1	2	3	4	Score	Record (Ovr, Conf.)
Lamar	7	7	0	7	21	2-7 (0-4 WAC)
Tarleton	7	14	7	14	42	5-4 (2-2 WAC)

Scoring Summary

Qtr	Time	Scoring Play	LAM	TSU
1st	11:41	TSU - Bitson,Tariq 9 yd pass from Duncan,Steven (Guzman,Adrian kick) 8 plays, 75 yards, TOP 03:19	0	7
1st	05:24	LAM - Ward,Chaz 3 yd run (Giffen,Bailey kick), 13 plays, 68 yards, TOP 06:16	7	7
2nd	14:53	LAM - Banks,Kirkland 27 yd pass from Williams,Daelyn (Giffen,Bailey kick) 11 plays, 67 yards, TOP 05:22	14	7
2nd	11:25	TSU - Kelley III,Derrel 2 yd run (Guzman,Adrian kick), 7 plays, 80 yards, TOP 03:24	14	14
2nd	01:57	TSU - Kelley III,Derrel 3 yd run (Guzman,Adrian kick), 8 plays, 56 yards, TOP 03:09	14	21
3rd	04:58	TSU - Skinner,Ryheem 12 yd run (Guzman,Adrian kick), 10 plays, 70 yards, TOP 04:36	14	28
4th	14:31	TSU - Bridges,Braelon 2 yd run (Guzman,Adrian kick), 6 plays, 76 yards, TOP 02:42	14	35
4th	11:30	LAM - Jackson,Jaylon 42 yd run (Giffen,Bailey kick), 7 plays, 75 yards, TOP 03:01	21	35
4th	07:12	TSU - Jones,Cody 6 yd pass from Duncan,Steven (Guzman,Adrian kick) 9 plays, 46 yards, TOP 04:18	21	42

	LAM	TSU
FIRST DOWNS		
Total	17	21
Rushing	14	5
Passing	2	16
Penalty	1	0
RUSHING		
Total (Net)	190	138
Attempts	45	33
Avg. Per Rush	4.2	4.2
Rushing TDs	2	4
Yds. Gained	207	148
Yds. Lost	17	10
PASSING		
Total (Net)	81	315
Comp.-Att.-Int.	8-18-0	21-32-1
Avg. / Att.	4.5	9.8
Avg. / Comp.	10.1	15.0
TDs	1	2
TOTAL OFFENSE		
Yards	271	453
Plays	63	65
Avg. / Play	4.3	7
Fumbles - Lost	1-0	0-0
Penalties - Yds.	1-14	5-45
PUNTING		
Punts - Yds.	7-278	2-88
Avg. / Punt	39.7	44
Inside 20	1	1
50+ Yds.	0	0
Touchbacks	0	0
Fair Catch	2	1
KICKOFFS		
Total - Yds.	3-195	7-393
Avg. Yds. / Kickoff	65.0	56.1
Touchbacks	2	4
RETURNS		
Punt: Total - Yds. - TDs	0-0-0	2-31-0
Punt: Avg. / Return	0	15.5
Kickoff: Total - Yds. - TDs	2-16-0	1-20-0
Kickoff: Avg. / Return	8.0	20.0
INT: Total - Yds. - TDs	1--2-0	0-0-0
Fumble: Total - Yds. - TDs	0-0-0	0-0-0
MISCELLANEOUS		
Misc. Yards	0	0
Poss. Time	30:40	29:20
3rd. Down Conv.	8 of 15	9 of 13
4th. Down Conversions	0 of 0	1 of 1
Red-Zone: Scores - Chances	1-1	6-7
Sacks: Total - Yds.	0-0	2-7
PAT: Total - Made	3-3	6-6
Field Goals: Total - Made	0-0	0-1

NOV. 13 • WILDCAT STADIUM (6,213) • ABILENE, TEXAS

	TARLETON	3
	ABILENE CHRISTIAN	29

Score by Quarters	1	2	3	4	Score	Record (Ovr, Conf.)
Tarleton	3	0	0	0	3	5-5 (2-3 WAC)
Abilene Christian	3	10	0	16	29	5-5 (2-1 WAC)

Scoring Summary

Qtr	Time	Scoring Play	TAR	ACU
1st	06:40	TARLETON - Guzman,Adrian 27 yd field goal 13 plays, 76 yards, TOP 5:13	3	0
1st	02:08	ACU - Zepeda,Blair 41 yd field goal 4 plays, -2 yards, TOP 1:51	3	3
2nd	11:28	ACU - Zepeda,Blair 53 yd field goal 9 plays, 30 yards, TOP 4:53	3	6
2nd	06:49	ACU - Clark,Kobe 26 yd pass from Mansell,Peyton (Zepeda,Blair kick) 6 plays, 30 yards, TOP 3:13	3	13
4th	12:56	ACU - Zepeda,Blair 28 yd field goal 9 plays, 21 yards, TOP 4:38	3	16
4th	06:12	ACU - Mansell,Peyton 1 yd run (Burke,Logan rush failed), 10 plays, 78 yards, TOP 5:20	3	22
4th	04:35	ACU - Johnson,Davion 19 yd run (Zepeda,Blair kick), 2 plays, 60 yards, TOP 0:52	3	29

	TAR	ACU
FIRST DOWNS		
Total	10	18
Rushing	6	10
Passing	4	8
Penalty	0	0
RUSHING		
Total (Net)	170	152
Attempts	31	40
Avg. Per Rush	5.5	3.8
Rushing TDs	0	2
Yds. Gained	170	175
Yds. Lost	0	23
PASSING		
Total (Net)	160	169
Comp.-Att.-Int.	11-24-2	24-30-1
Avg. / Att.	6.7	5.6
Avg. / Comp.	14.5	7.0
TDs	0	1
TOTAL OFFENSE		
Yards	330	321
Plays	55	70
Avg. / Play	6.0	4.6
Fumbles - Lost	6-4	1-0
Penalties - Yds.	3-30	3-20
PUNTING		
Punts - Yds.	5-195	3-138
Avg. / Punt	39.0	46.0
Inside 20	1	2
50+ Yds.	1	2
Touchbacks	1	0
Fair Catch	3	0
KICKOFFS		
Total - Yds.	2-130	7-397
Avg. Yds. / Kickoff	65.0	56.7
Touchbacks	2	4
RETURNS		
Punt: Total - Yds. - TDs	2--8-0	0-0-0
Punt: Avg. / Return	-4.0	0
Kickoff: Total - Yds. - TDs	1-26-0	0-0-0
Kickoff: Avg. / Return	26.0	0
INT: Total - Yds. - TDs	1-22-0	2-30-0
Fumble: Total - Yds. - TDs	0-0-0	1-67-0
MISCELLANEOUS		
Misc. Yards	0	0
Poss. Time	21:31	38:29
3rd. Down Conv.	6 of 13	5 of 14
4th. Down Conversions	0 of 0	2 of 2
Red-Zone: Scores - Chances	1-3	4-4
Sacks: Total - Yds.	0-0	0-0
PAT: Total - Made	0-0	2-2
Field Goals: Total - Made	1-1	3-4

GAME-BY-GAME REVIEW

NOV. 20 • MEMORIAL STADIUM (6,528) • STEPHENVILLE, TEXAS

	CENTRAL ARKANSAS	3
	TARLETON	24

Score by Quarters	1	2	3	4	Score	Record (Ovr, Conf.)
Central Arkansas	0	3	0	0	3	5-6 (1-1 ASUN)
Tarleton	0	10	7	7	24	6-5 (2-3 WAC)

Scoring Summary

Qtr	Time	Scoring Play	UCA	TSU
2nd	12:20	UCA - Ray, Hayden 24 yd field goal 14 plays, 57 yards, TOP 07:54	3	0
2nd	07:40	TSU - McDonald, Jayy 53 yd run (Guzman, Adrian kick), 2 plays, 55 yards, TOP 00:46	3	7
2nd	00:32	TSU - Guzman, Adrian 19 yd field goal 10 plays, 58 yards, TOP 05:25	3	10
3rd	01:13	TSU - Kelley III, Derrel 5 yd pass from Duncan, Steven (Guzman, Adrian kick) 7 plays, 86 yards, TOP 03:17	3	17
4th	05:01	TSU - Douglas, Gabe 34 yd pass from Duncan, Steven (Guzman, Adrian kick) 4 plays, 49 yards, TOP 02:06	3	24

	UCA	TSU
FIRST DOWNS		
Total	11	19
Rushing	4	12
Passing	4	7
Penalty	3	0
RUSHING		
Total (Net)	92	252
Attempts	32	39
Avg. Per Rush	2.9	6.5
Rushing TDs	0	1
Yds. Gained	125	282
Yds. Lost	33	30
PASSING		
Total (Net)	69	224
Comp.-Att.-Int.	8-26-2	14-23-1
Avg. / Att.	2.7	9.7
Avg. / Comp.	8.6	16.0
TDs	0	2
TOTAL OFFENSE		
Yards	161	476
Plays	58	62
Avg. / Play	2.8	7.7
Fumbles - Lost	0-0	0-0
Penalties - Yds.	5-45	11-85
PUNTING		
Punts - Yds.	8-369	3-126
Avg. / Punt	46.1	42
Inside 20	2	1
50+ Yds.	2	2
Touchbacks	0	1
Fair Catch	1	0
KICKOFFS		
Total - Yds.	2-113	5-295
Avg. Yds. / Kickoff	56.5	59.0
Touchbacks	1	3
RETURNS		
Punt: Total - Yds. - TDs	1--1-0	4-34-0
Punt: Avg. / Return	-1.0	8.5
Kickoff: Total - Yds. - TDs	2-39-0	0-0-0
Kickoff: Avg. / Return	19.5	0
INT: Total - Yds. - TDs	1-0-0	2-0-0
Fumble: Total - Yds. - TDs	0-0-0	0-0-0
MISCELLANEOUS		
Misc. Yards	0	0
Poss. Time	27:53	32:07
3rd. Down Conv.	3 of 15	4 of 11
4th. Down Conversions	2 of 2	1 of 3
Red-Zone: Scores - Chances	1-1	2-4
Sacks: Total - Yds.	2-19	4-29
PAT: Total - Made	0-0	3-3
Field Goals: Total - Made	1-1	1-1



DEVIN HAFFORD

HISTORY AND RECORDS





TEXAN FOOTBALL HISTORY

The football program has long played an important role on the campus of Tarleton State University, with records showing that Tarleton fielded a football team as early as 1904 and began intercollegiate competition in 1915.

The following story will take you on the journey of football at Tarleton, starting with the early days of junior college competition and continuing with the move to senior college level in 1961. It recaps the Texans' dominance on the NAIA scene and tells of Tarleton's recent accomplishments as a member of NCAA Division II. Finally, this story ends by assuring you that Tarleton's best days on the football field are still ahead as a member of NCAA Division I FCS.

Football began at Tarleton almost from the start of the college. Records indicate that Tarleton fielded a team as early as 1904. However, scores of Tarleton's games are available only starting in 1915.

When Tarleton first began collegiate play, it was known as John Tarleton College but it became a junior college in 1906 and affiliated with the Texas A&M University System in 1917. It was known as John Tarleton Agricultural College (JTAC) until 1949 when it became Tarleton State College. In 1961, Tarleton began four-year competition and in 1973 became Tarleton State University.

Tarleton enjoyed great success on the gridiron after World War I, going 52-16-6 over an eight-year span under the direction of W.J. Wisdom, who would later gain greater fame as a basketball coach. Included in the span was an 8-0-1 record in 1925 when Tarleton outscored its opponents 276 to 25 and was tied only by Baylor University's freshman team. Wisdom also coached the 1935 team to a 9-2 mark, losing the last two games of the season after shutting out eight of the first nine opponents and outscoring opponents 235 to 6.

Among the early luminaries of the game were Tarleton Hall of Famers Leslie "Al" Jennings, Max Menzies, Paul "Duck" Marr, Jess "Ironhead" Davis, Hugh Wolfe, Henry Todd, and Clifford Funderburk.

During World War II, Tarleton did not field a team in 1942 or 1943 and played mostly military and academy teams in 1944 and 1945. In 1950, Tarleton posted a 7-3 record with what many consider its best team. Seven players from that team are Hall of Fame members, including quarterback Pence Dacus, rushing champion Marvin Brown, and receiver Jack Jones. Brown would later play professionally for the Detroit Lions. In the mid-50's, led by stars Webb Bishop, Leon Blakeney and Jerry Flemmons, Tarleton would field strong teams, including a 7-1-1 record in 1956.

Tarleton made its difficult transition from two-year to four-year competition in 1961 and also changed its team nickname from the "Plowboys" to the "Texans" by student vote. Though the team suffered through seven straight losing seasons – that did not keep John Riggs from becoming one of the most heralded defensive players in school history. The linebacker is one of just two players to have had his jersey (No. 63) retired.

In 1966, Tarleton posted a 7-3 record behind a team that also boasts Hall of Famers. That squad defeated a team of Mexico All-Stars in the Aztec Bowl. Giant defensive tackle Randy Winkler would later play professional football. Between 1966 and 1968 Tarleton was entertained by magical quarterback, J.D. McMahon, throwing to receivers Pat Ballow, Harlan Wunsch and Jody Worsham.

Between 1968 and 1975, Tarleton competed as a member of the Lone Star Conference. Over that eight-year span, the team recorded just 12 wins while losing 68. One of the few highlights in that span was the opening in 1974 of Memorial Stadium as the football team's new playing site.

In 1976, the University left the LSC and helped form the non-scholarship Texas Intercollegiate Athletic Association. Over the next 15 years, Tarleton would win six TIAA

titles, with back-to-back crowns in 1977 and 1978, 1986 and 1987, and 1989 and 1990.

The 1978 team was the first to go to postseason play, finishing with an 8-0-1 record during the regular season. All-American linebacker and Tarleton Athletics Hall of Famer Tally Neal led that team and his No. 34 jersey would later become the second retired number in school history.

From 1979 to 1982, Ricky Bush would become Tarleton's career rushing champion and the only Texan football player ever to be selected to four consecutive all-America teams, as he thrilled Tarleton fans at the turn of the decade.

During a five-year span from 1986 to 1990, Tarleton went 45-11-1, won the Sunflower Bowl in 1986, and advanced to the NAIA quarterfinals in 1987, 1989 and 1990. The 1990 team is the only Tarleton team to have an undefeated and untied regular season, going 10-0, before losing in the quarterfinals to eventual national champion Westminster College. That playoff loss to Westminster is remembered as one of the most thrilling games ever to be played at Memorial Stadium.

Because of its domination of the league, Tarleton was requested to leave the TIAA and played as an independent from 1991 to 1994. In 1994, the school was accepted for membership to NCAA Division II, and rejoined the Lone Star Conference, first competing for a league title in 1995.

Tarleton's 10-3 record in 2001 is by far the top single season mark during the scholarship era. In 2002, the Texans finished 9-2 for the second-best mark since beginning scholarships.

Head coach Todd Whitten played a key role in Tarleton's recent success, averaging seven wins per season in his five years at the helm. He and his staff set out to make Texan football a consistent winner.

In 2001, Tarleton earned a share of both the LSC overall championship and LSC South Division crown for the first time in school history. The Texans, who closed the regular season with six straight wins, made their first-ever appearance in the NCAA Division II playoffs and advanced to the national quarterfinals.

Tarleton placed 17 players on the All-LSC teams in 2002, including an amazing eight first team selections.

The Texans returned to the playoffs for the second time in three years in 2003 and finished the season 8-4 overall. Tarleton won its third straight LSC division title by taking the North trophy after going 4-1 in North Division play.

Seventeen Texan players made the All-LSC teams in 2003, including an astounding 11 players as first team selections. The Texans now have totaled 34 first team All-LSC players since 1996.

The 2004 season was another strong year, despite a four-game losing skid in the middle of the season. However, the Texans put together four straight wins to end the season.

The Texans missed a share of the Lone Star Conference Championship and the school's fourth LSC division title with a loss to end the 2005 season. The Texans could have been ranked No. 1 in the South Central Region, but the loss knocked the Texans out of the playoffs for the second straight season. Tarleton finished the 2005 campaign under new head coach Sam McElroy with a 7-3 overall record.

In 2006, the Texans shared the LSC South Division crown with West Texas A&M after losing to the Buffaloes in the final game. The defeat kept Tarleton out of the playoffs for the third straight season. The Texans opened the season 0-3 before rattling through the South Division 6-0 before the loss at WTAMU, ending the year 6-4 overall.

In 2007, the Texans had a great season, finishing 9-2 overall, including a 27-24 overtime victory at NCAA Division I Football Championship Subdivision member Stephen F. Austin. However, the Texans were left out of the playoffs once again after dropping two of the last three contests. Senior defensive back Ranardrick Phillips became the first player in the LSC



JOHN RIGGS



J.D. McMAHON



BUDDY FORNES



DERRICK ROSS



TEXAN FOOTBALL HISTORY

South Division to earn the Defensive Back of the Year Award three consecutive times (2005, 2006 and 2007).

The Texans won the first five games of the 2008 season before dropping a close game at home to resurgent A&M-Kingsville. The Texans finished 8-3 after dropping two of their last three games. Tarleton was featured on national television on CBS College Sports Network on Thursday, Oct. 30 when the Texans hosted Angelo State, winning 31-24.

The 2009 season was one for the record books as the season was highlighted by a double-overtime NCAA Division II playoff victory at A&M-Kingsville in the first round. Kicker Garrett Lindholm nailed a division playoff record 64-yard field goal to tie the game as time expired, and Tarleton's quarterback Scott Grantham scored from 20 yards out before punching in the two-point conversion for the victory. Tarleton finished the season 10-3 and claimed a share of the LSC championship and the LSC South Division title. Tarleton advanced to the second round of the playoffs for the second time in the program's history.

After a 3-8 season under first-year head coach Cary Fowler in 2010, the 2011 team finished the season on a five-game winning streak. Tarleton got off to a rough start, but faced very tough competition. In fact, the Texans' losses came against ranked opponents, including No. 1 Midwestern State and No. 2 Abilene Christian. Tarleton rebounded though and finished the season as the hottest team in the conference. At 6-5 on the year, the Texans showed they were growing into a force to be reckoned with in the LSC. It showed a change of pace from the past few years and that the Texans were on the rise.


The Texans opened the 2012 campaign upsetting nationally ranked Midwestern State, 20-17, and the team looked poised for greatness. After downing the No. 4-ranked team in the nation, Tarleton would hit the road for a neutral contest against Abilene Christian that would be played at Cowboys Stadium in Arlington, Texas but several tough losses down the stretch hindered its promising start. The Texans managed to go on the road and upset Gulf South Conference super-team North Alabama on the second to final week of the season and then defeat Angelo State in the season finale to earn wins in its final three games. Quarterback Jake Fenske set a school record with a 99-yard touchdown toss against UNA and then set the new school record for yards passing in a game against ASU, collecting 460 yards on the evening.

Tarleton finished the season 6-4 overall and 5-3 in the LSC. The Texans continued their upswing in the 2013 campaign as Tarleton secured its third Lone Star Conference Championship in school history with a 7-3 record and 5-1 record in the LSC. The highlight game of the season came at Memorial Stadium on Oct. 12 when the Texans entered their home opener with a perfect 4-0 record but fell behind 27-3 in the opening half of football. Tarleton fought back and, on the strength of several incredible, clutch catches from Le'Nard Meyers, pulled off the incredible upset of the nation's No. 4 ranked team with a 31-27 victory to beat the Buffs for the first time since 2004.

After going 8-12 over the next two seasons following its LSC Championship, Tarleton made a change at the helm - turning to the school leader in head coaching victories since the school became an NCAA institution, Coach Todd Whitten.

Whitten, a then-four-time LSC Coach of the Year award winner, returned to Stephenville for his third stint as the head coach of the Texans - joining legendary coach W.J. Wisdom as the only head coach at Tarleton with three different tenures. Upon his return press conference, his 51 career wins at Tarleton is second-most all-time behind Wisdom (71).

It took only three years for Whitten to turn the Texans back into a powerhouse with a record-setting 2018 season. Tarleton set a school record with 12 wins, including its first outright LSC Championship and undefeated regular season as an NCAA program. The Texans advanced three rounds deep into the NCAA playoffs and finished the season ranked No. 5 in the national poll. LB E.J. Speed would go on to be the highest-ranked NFL draft



TODD WHITTEN

pick in program history - fifth round by the Indianapolis Colts.

Whitten and his Texans followed up their record-setting 2018 season with, what would go on to be their final year in NCAA Division II, with a back-to-back undefeated regular season and LSC Championship. The Texans boasted 10 All-Americans in 2019, led by Zimari Manning who garnered national acclaim on five different All-America teams and finished third in the Harlon Hill voting - the highest finish by a Texan for the top honors in NCAA Division II.

Those accolades would prove to be the last at the NCAA Division II level as new university president Dr. James Hurley made one of the biggest moves in university history in September 2019 by announcing the school's move to NCAA Division I as a member of the Western Athletic Conference (WAC). At the time of the move, the WAC was a non-football conference which led to Tarleton entering the NCAA Division I ranks as an FCS Independent program.

In the summer of 2021, the WAC revived football for the first time since 2012 by adding the 'Texas 4' to the conference - Abilene Christian, Stephen F. Austin, Sam Houston, and Lamar - and bringing some of Tarleton's oldest rivalries back to life in the process. Tarleton's first game as a member of the WAC was a conference game against SFA in Nacogdoches on Sept. 4, 2021. The revival of the WAC was at the FCS level.

With a century's worth of football history, including over five decades as a senior college, the Texans have never been stronger over a longer period of time. Clearly, the best is yet to come for the proud defenders of the purple and white.



RODERICK SMITH



MARCUS PHILLIPS



ZIMARI MANNING



E.J. SPEED



HARLON HILL FINALIST

Zimari Manning

Harlon Hill 3rd Place
Highest finish by WR since 1991

Wide Receiver
Long Beach, Calif.



2019 STATISTICS

- 12 games
- 68 receptions
- 1,462 yards
- 21.5 yard/catch
- 22 touchdowns
- 121.8 yards/game

RECORD BREAKER

- LSC Single Season Rec. TD
- TSU Single Season Rec. Yards
- TSU Single Season Rec. TD
- TSU Career Rec. TD

2019 AWARDS


- LSC Receiver of the Year
- AFCA All-America First Team
- All-LSC First Team
- National Player of the Week


NATIONAL LEADER


- #1 Receiving Yards
- #1 Receiving Touchdowns
- #2 Rec. Yards per Game
- #5 Scoring





ALL-AMERICAN HISTORY


OG JOHN RIGGS

 (1963) A.P. LITTLE ALL-AMERICA


OT RANDY WINKLER

 (1965) NAIA HON. MENTION


QB J.D. MCMAHON

 (1966) NAIA HON. MENTION


TE PAT BALLOW

 (1966) NAIA HON. MENTION


OT RICHARD SMITH

 (1967) NAIA 2ND TM
 (1968) A.P. LITTLE ALL-AMERICA


LB TALLY NEAL

 (1977) NAIA 1ST TM
 (1978) NAIA 1ST TM


DT STEVE FIESZEL

 (1978) NAIA 2ND TM


LB WAYNE SCHUMACHER

 (1978) NAIA 2ND TM


DE GARRY WRIGHT

 (1978) NAIA HON. MENTION


LB TONY TUCK

 (1979) NAIA HON. MENTION


RB RICKY BUSH

 (1979) NAIA HON. MENTION
 (1980) NAIA HON. MENTION
 (1981) NAIA 2ND TM
 (1982) NAIA HON. MENTION


OT TONY MARTINEZ

 (1981) NAIA HON. MENTION


TE FLOYD BEASLEY

 (1982) NAIA HON. MENTION


LB LARY FOWLER

 (1982) NAIA HON. MENTION


DB CRAIG WRIGHT

 (1982) NAIA HON. MENTION

DT MIKE DOLLOFF

 (1982) NAIA HON. MENTION


DE TERRY GAMBILL

 (1983) NAIA HON. MENTION


DB DENNIS ESTELLE

 (1984) NAIA 1ST TM


OT C.W. ADKINS

 (1984) NAIA HON. MENTION


OG MARK BASKIN

 (1985) NAIA HON. MENTION
 (1986) NAIA 2ND TM


ALL-AMERICAN HISTORY

P SCOTT SMITH

 (1986) NAIA HON. MENTION

RB GAYLON BOWSER

 (1986) NAIA HON. MENTION
 (1987) NAIA HON. MENTION


K MIKE MYERS

 (1987) NAIA 2ND TM


DE JEFFREY EDWARDS

 (1987) NAIA HON. MENTION


DB CRAIG HANCOCK

 (1987) NAIA HON. MENTION


OT PERRY BUKOWSKI


 (1987) NAIA HON. MENTION

P TODD SELLS

 (1988) NAIA 2ND TM
 (1989) NAIA HON. MENTION

LB ROBERT IVEY

 (1988) NAIA HON. MENTION


OG RODNEY WEBB

 (1989) NAIA 2ND TM

DE EDDIE WASHINGTON

 (1990) NAIA 2ND TM
 (1991) NAIA 2ND TM

OG JAMES BODINE

 (1990) NAIA HON. MENTION
 (1991) NAIA HON. MENTION

LB CLINT JENTSCH

 (1993) NAIA 2ND TM



TARLETON ALL-AMERICANS

4

Ranardrick Phillips (2007), Cody Burtscher (2016), Zimari Manning (2019) and Devin Hafford (2021) are the only Texans in program history to earn AFCA All-America honors

16

Over its final two seasons in NCAA Division II (2018-19), Tarleton had 16 different players named to various All-America teams

42

Different seasons in which Tarleton has had an athlete named to an All-America team

1

Ricky Bush (1979-82) is the only Tarleton athlete in program history to earn All-America honors in four different seasons

5

Zimari Manning (2019) was named to five different All-America teams following his senior season. The five teams are a school record.

36

All-America athletes in Tarleton's NCAA era (since 1994)


72

Different athletes named All-America in the program's senior college history, including 33 (off.), 33 (def.), and 7 (spec.)




ALL-AMERICAN HISTORY

K TRAMPUS
WILSON




(1993) NAIA HON. MENTION

QB KEVIN
VICKERS




(1994) NAIA HON. MENTION

DT STEPHEN
MOSELEY




(1994) NAIA HON. MENTION

LB RYLAND
BAILEY




(1994) NAIA HON. MENTION

TE JAMES
DEARTH




(1997) NCAA 2ND TM
(1998) NCAA 2ND TM

K J.W.
BOREN



(2000) NCAA 2ND TM
(2002) NCAA 2ND TM
(2002) NCAA 3RD TM

CB CHARLES
DAVIS




(2001) NCAA 2ND TM

OL DERRICK
WATSON




(2001) NCAA 3RD TM

QB STEVE
KELLY



(2001) NCAA HON. MENTION

C RYAN
SEWARD




(2001) NCAA HON. MENTION

OG KERT
TURNER




(2002) NCAA HON. MENTION
(2003) NCAA 2ND TM

LB DEREK
THOMAS




(2002) NCAA HON. MENTION
(2003) NCAA 2ND TM

DB BRANDON
YOUNG




(2002) NCAA HON. MENTION

TE KYLE
MASTERS




(2003) NCAA HON. MENTION

RB DERRICK
ROSS



(2004) NCAA HON. MENTION
(2005) NCAA 2ND TM

K PAUL
WILLIAMS




(2006) NCAA 1ST TM
(2006) NCAA 2ND TM

C JOHN
HARRELL




(2006) NCAA HON. MENTION

DB RANARDRICK
PHILLIPS




(2007) AFCA 1ST TM

K GARRETT
LINDHOLM



(2009) D2FOOTBALL.COM 1ST TM
(2009) DAKTRONICS 3RD TM

CB DASHAUN
PHILLIPS



(2011) DON HANSEN HON. MENTION

ALL-AMERICAN HISTORY

DE RUFUS
JOHNSON



(2012) BEYOND SPORTS 2ND TM

DB CHARLES
MOORE



(2014) DAKTRONICS 2ND TM

WR LENARD
MEYERS



(2015) DON HANSEN 3RD TM

LB CODY
BURTSCHER



(2016) AFCA 1ST TM

DT TYRELL
THOMPSON



(2017) DON HANSEN HON. MENTION
(2018) DON HANSEN 2ND TM

OT DEON
SHEPPARD



(2018) D2CCA 1ST TM
(2018) AP 2ND TM
(2018) DON HANSEN 1ST TM

DB JAI
EDWARDS



(2018) D2CCA 2ND TM
(2018) DON HANSEN HON. MENTION

CB DEVIN
HAFFORD



(2018) D2CCA 2ND TM
(2018) AP 2ND TM
(2018) DON HANSEN HON. MENTION
(2021) AFCA 1ST TM
(2021) AP 2ND TM
(2021) STATS PERFORM 2ND TM

RB XAVIER
TURNER



(2018) DON HANSEN HON. MENTION

OG JOVAN
PRUITT



(2018) DON HANSEN HON. MENTION

WR ZIMARI
MANNING



(2019) AFCA 1ST TM
(2019) AP 1ST TM
(2019) D2CCA 1ST TM
(2019) D2FOOTBALL.COM 1ST TM
(2019) DON HANSEN 1ST TM

RB DANIEL
MCCANTS



(2019) AP 2ND TM
(2019) D2CCA 2ND TM
(2019) D2FOOTBALL.COM 1ST TM
(2019) DON HANSEN 1ST TM

DE B.J.
JEFFERSON



(2019) AP 1ST TM
(2019) D2CCA 2ND TM
(2019) D2FOOTBALL.COM 2ND TM
(2019) DON HANSEN 2ND TM

CB PRINCE
ROBINSON



(2019) AP 1ST TM
(2019) D2CCA 2ND TM
(2019) D2FOOTBALL.COM 1ST TM
(2019) DON HANSEN 3RD TM

QB BEN
HOLMES



(2019) D2FOOTBALL.COM HON. MENTION
(2019) DON HANSEN HON. MENTION

OT CODY
HAYES



(2019) DON HANSEN 3RD TM

DT JORDAN
WELLS



(2019) DON HANSEN 3RD TM

C NOAH
PEREZ



(2019) DON HANSEN HON. MENTION

LB RONNELL
WILSON



(2019) DON HANSEN HON. MENTION

OG J.P.
PIERRE



(2019) DON HANSEN HON. MENTION



THIS IS OUR HISTORY


ACADEMIC ALL-AMERICAN HISTORY

RB TOMMY KONZ




(1972) NAIA 2ND TM

RB RICKY BUSH




(1981) GTE/COSIDA 1ST TM

C MIKE LOVELESS




(1990) GTE/COSIDA 1ST TM
(1990) NAIA SCHOLAR-ATHLETE

OG KEVIN PATTERSON




(2000) COSIDA 1ST TM

DB CHARLES MOORE



(2014) COSIDA 1ST TM

LB CODY BURTSCHER



(2016) COSIDA 1ST TM

ALL-AMERICAN MOORE NAMED FINALIST FOR 2014 WILLIAM V. CAMPBELL TROPHY

The National Football Foundation (NFF) & College Hall of Fame announced (Dec. 3, 2014) the 2014 recipients of the NFF National Scholar-Athlete Awards, presented by Fidelity Investments®, and Tarleton safety Charles Moore was recognized.

Moore and 16 other honorees also comprise the list of finalists for the 2014 William V. Campbell Trophy, presented by Fidelity Investments and prominently displayed at its official home inside the New York Athletic Club. The Campbell Trophy, which celebrated its 25th Anniversary in 2014, recognizes an individual as the absolute best football scholar-athlete in the nation, and it was presented live to one member of the class on Dec. 9 during the 57th NFF Annual Awards Dinner.

Each member of the 2014 NFF National Scholar-Athlete Class will travel to New York City to be honored Dec. 9 during the 57th NFF Annual Awards Dinner at the Waldorf Astoria where their accomplishments will be highlighted in front of one of the most powerful audiences in all of sports.

They each will receive an \$18,000 postgraduate scholarship, and one member of the class will also be announced live at the event as the 25th recipient of the William V. Campbell Trophy, which recognizes an individual as the absolute best scholar-athlete in the nation. The recipient of the Campbell Trophy will also

be honored at the NFF Board of Directors meeting and at a reception hosted by the New York Athletic Club on Wednesday, Dec. 10.

Named in honor of Bill Campbell (the chairman of Intuit, a former player and head coach at Columbia University, and the 2004 recipient of the NFF's Gold Medal), the award comes with a 25-pound bronze trophy and a \$7,000 increase in postgraduate funds for a total scholarship of \$25,000. A total distribution of \$300,000 in scholarships will be awarded that evening, pushing the program's all-time distributions to more than \$10.7 million.

The NFF National Scholar-Athlete program, launched in 1959, became the first initiative in history to award scholar-athletes postgraduate scholarships for their combined athletic, academic and leadership abilities. Including the 2014 recipients, the NFF has honored 804 individuals with National Scholar-Athlete Awards.

The members of this year's class find themselves among some of the most elite student-athletes in the history of the game. Past National Scholar-Athletes include former NFL standout Derrick Brooks (Florida State); Southern California Athletics Director Pat Haden (USC); actor Mark Harmon (UCLA); Hampden-Sydney College (Va.) President Chris Howard (Air Force); West Virginia Athletics Director Oliver Luck

(West Virginia); NASA astronaut Leland Melvin (Richmond); chairman of Augusta National Golf Club, home of the Masters Tournament, Billy Payne (Georgia); famed NFL quarterback Steve Young (BYU); and Heisman Trophy winners Doug Flutie (Boston College) and Tim Tebow (Florida).

In 2011, the NFF and Fidelity launched a multi-year initiative between the two organizations to celebrate the scholar-athlete ideal and a joint commitment to higher education. As part of the initiative, Fidelity became the first presenting sponsor ever in the history of the NFF National Scholar-Athlete Awards program. In 2014, Fidelity expanded its support, becoming the presenting sponsor of the William V. Campbell Trophy. Fidelity's support also includes the NFF Faculty Salutes, which recognizes the contributions of the faculty athletics representatives at each of the institutions with an NFF National Scholar-Athlete.

As part of the initiative, the NFF presents each of the faculty representatives with a plaque and a \$5,000 check from Fidelity Investments, which is used to support the academic support services for student-athletes at each school.



CONFERENCE AWARD HISTORY

FIRST-TEAM ALL-CONFERENCE OFFENSE

YEAR	POS.	NAME	CONF.	YEAR	POS.	NAME	CONF.	YEAR	POS.	NAME	CONF.
1996	RB	Lamont Randle	LSC	2004	RB	Derrick Ross	LSC	2010	RB	Evan Robertson	LSC
1997	TE	James Dearth	LSC		TE	Kyle Masters (2)	LSC	2014	OG	Nick Perez	LSC
1998	TE	James Dearth (2)	LSC		OG	Sam Skidmore (2)	LSC	2015	WR	Le'Nard Meyers	LSC
2000	QB	Steve Kelly	LSC		OT	Greg Schaefer	LSC		K	Blake Barnes	LSC
	WR	Chris Chambers	LSC	2005	RB	Derrick Ross (2)	LSC	2016	WR	Del'Michael High	LSC
	OG	Kevin Patterson	LSC		OG	Sam Skidmore (3)	LSC	2017	WR	Jeff Thomas	LSC
	K	J.W. Boren	LSC		OT	Andy Linder	LSC	2018	RB	Xavier Turner	LSC
2001	QB	Steve Kelly (2)	LSC		K	Paul Williams	LSC		OT	Deon Sheppard	LSC
	OT	Ben Needham	LSC	2006	RB	Michael Sampson	LSC		OG	Jovan Pruitt	LSC
	OG	Derrick Watson	LSC		WR	Jeremy Madkins (2)	LSC		WR	Zimari Manning	LSC
	C	Ryan Seward	LSC		OG	Jared Simmons	LSC		TE	Brant Bailey	LSC
	K	J.W. Boren (2)	LSC		OT	Jimmy Fox	LSC	2019	QB	Ben Holmes	LSC
2002	QB	Chase Sugarek	LSC		C	John Harrell	LSC		RB	Daniel McCants	LSC
	RB	Olan Coleman	LSC		K	Paul Williams (2)	LSC		WR	Zimari Manning (2)	LSC
	OG	Kert Turner	LSC	2007	OG	Mike Jones	LSC		WR	J.F. Thomas	LSC
	K	J.W. Boren (3)	LSC		OT	Jimmy Fox (2)	LSC		C	Noah Perez	LSC
2003	RB	Joe Morrison	LSC		RS	Nathan Robinson	LSC		OT	Cody Hayes	LSC
	WR	Will Moody	LSC	2008	RB	Roderick Smith	LSC		OG	J.P. Pierre	LSC
	WR	Jeremy Madkins	LSC		OG	Devin Livingston	LSC	2021	WR	Tariq Bitson	WAC
	TE	Kyle Masters	LSC		K	Garrett Lindholm	LSC		RB	Jayy McDonald	WAC
	OG	Kert Turner (2)	LSC	2009	WR	Devin Guinn	LSC				
	OT	Sam Skidmore	LSC		K	Garrett Lindholm (2)	LSC				



ZIMARI MANNING



CONFERENCE AWARD HISTORY

FIRST-TEAM ALL-CONFERENCE DEFENSE

YEAR	POS.	NAME	CONF.
1999	DB	Trent Grona	LSC
2001	LB	Michael Jackson	LSC
	DB	Charles Davis	LSC
2002	DL	Kevin Mohr	LSC
	LB	Derek Thomas	LSC
	DB	Brandon Young	LSC
	DB	Charles Davis (2)	LSC
2003	DL	Jimmy Barnett	LSC
	DL	Denard Whitfield	LSC
	DL	Ray Gates	LSC
	LB	Derek Thomas (2)	LSC
	DB	Donald Wenslow	LSC
2004	DL	Ray Gates (2)	LSC
	LB	Ken Jones	LSC
	DB	Courtenay Sanders	LSC
2005	DL	Tywain Myles	LSC
	LB	Erick Smith	LSC
	DB	Ranardrick Phillips	LSC
	DB	Vincent Duncan	LSC

YEAR	POS.	NAME	CONF.
2006	DL	Tywain Myles (2)	LSC
	LB	Erick Smith (2)	LSC
	LB	Vernon Smith	LSC
	DB	Ranardrick Phillips (2)	LSC
2007	DL	Tywain Myles (3)	LSC
	DL	Jamaal Steamer	LSC
	LB	Vernon Smith (2)	LSC
	DB	Ranardrick Phillips (3)	LSC
	DB	Keaton Daniels	LSC
2008	LB	Marcus Phillips	LSC
	DB	Tramaine Wright	LSC
2009	LB	Marcus Phillips (2)	LSC
	DB	Lonnie Buchanan	LSC
	P	Kyle Hopf	LSC
2011	LS	Kyle Piercefield	LSC
	DB	Dashaun Phillips	LSC
2012	DL	Rufus Johnson	LSC
	LB	Marquis Wadley	LSC
	DB	Dashaun Phillips (2)	LSC

YEAR	POS.	NAME	CONF.
2013	LB	Desmond Jackson	LSC
	DB	Dashaun Phillips (3)	LSC
2014	DB	Charles Moore	LSC
	DB	Devin Figures	LSC
2016	LB	Cody Burtcher	LSC
2017	DT	Tyrell Thompson	LSC
2018	DT	Tyrell Thompson (2)	LSC
	CB	Devin Hafford	LSC
	CB	Prince Robinson	LSC
2019	FS	Jai Edwards	LSC
	DT	Jordan Wells	LSC
	DE	B.J. Jefferson	LSC
	LB	Ronnell Wilson	LSC
	CB	Prince Robinson (2)	LSC
2021	FS	Jai Edwards (2)	LSC
	DB	Devin Hafford (2)	WAC



DASHAUN PHILLIPS

CONFERENCE AWARD HISTORY

SECOND-TEAM ALL-CONFERENCE OFFENSE

YEAR	POS.	NAME	CONF.
1996	WR	Colin Yocom	LSC
1997	QB	Chad Cole	LSC
	WR	Steven Kendall	LSC
1998	QB	Chad Cole (2)	LSC
1999	QB	Steve Kelly	LSC
	WR	Derek Grimes	LSC
	K	J.W. Boren	LSC
2001	RB	Olan Coleman	LSC
	RB	Alester Givens	LSC
	WR	Damien Jackson	LSC
2002	WR	Will Moody	LSC
	TE	Kyle Masters	LSC
	OT	Ben Needham	LSC
2003	QB	Cliff Watkins	LSC
	RB	Carl Steward	LSC
2005	FB	Chris Winn	LSC
	WR	Jeremy Madkins	LSC
	TE	Samson Douglas	LSC
2006	QB	Richard Bartel	LSC
2007	RB	Michael Sampson	LSC
	FB	George Murray	LSC
	WR	Devin Guinn	LSC
	WR	Shamarr Prentice	LSC
	K	Stephen Arnold	LSC
2008	FB	George Murray (2)	LSC
	TE	Tanner Maher	LSC
2009	RB	Roderick Smith	LSC
	FB	Keith Demby	LSC
	WR	Jahmeel Hobson	LSC
	OG	Bubba Wagner	LSC

YEAR	POS.	NAME	CONF.
2011	WR	Clifton Rhodes III	LSC
	OT	Adrian Campbell	LSC
2012	OG	Nick Perez	LSC
	OT	Adrian Campbell (2)	LSC
	OT	Lucas Love	LSC
	WR	Clifton Rhodes III (2)	LSC
	RB	Vaughn Smith	LSC
	FB	Zach Henshaw	LSC
	K	Blake Barnes	LSC
2013	OG	Armando Alvarez	LSC
	WR	Le'Nard Meyers	LSC
	FB	Zach Henshaw (2)	LSC
2014	OT	Lucas Love (2)	LSC
	WR	Clifton Rhodes III (3)	LSC
2016	WR	Bubba Tandy	LSC
	FB	Brant Bailey	LSC
2017	WR	Del'Michael High	LSC
	RB	Xavier Turner	LSC
	RS	Daniel McCants	LSC
2018	RS	Daniel McCants (2)	LSC
	RB	Daniel McCants (3)	LSC
	WR	J.F. Thomas	LSC
	QB	Ben Holmes	LSC
2019	OG	Kendall Dearth	LSC
2021	TE	Marvin Landy	WAC
	OL	Blake Haynes	WAC

SECOND-TEAM ALL-CONFERENCE DEFENSE

YEAR	POS.	NAME	CONF.
1999	LB	Trenzio Turner	LSC
2000	DL	Scott Rawlings	LSC
	LB	Michael Jackson	LSC
	LB	Derrick Harden	LSC
2001	DL	Jimmy Barnett	LSC
	DL	Derrion Yates	LSC
2002	DL	Justin Johnson	LSC
	P	Chris Evatt	LSC
2003	LB	Ken Jones	LSC
2004	DL	Kelby Ledbetter	LSC
	DL	Tywain Myles	LSC
	LB	Erick Smith	LSC
	DB	Vincent Duncan	LSC
	DB	Justin Parson	LSC
2006	DL	Kyle Simpson	LSC
2008	DL	Jamaal Steamer	LSC
2009	DL	Ben Taifane	LSC
	DL	Alonzo Horton	LSC
	DB	McNeal Uwajeh	LSC
	DB	Brandon Johnson	LSC
2010	DL	Jamaal Steamer (2)	LSC
2011	LB	Marquis Wadley	LSC
	DB	Desmond Jackson	LSC
2012	DL	Brian Ford	LSC
2013	DL	Jake Blount	LSC
	LB	Marquis Wadley (2)	LSC
	DB	Charles Moore	LSC
2014	DL	Anthony Gonzales	LSC
	DB	DeAntrey Loche	LSC
2015	LB	Brandon Moore	LSC
2016	LB	EJ Speed	LSC
2017	DE	Chase Varnado	LSC
	LB	Basil Jackson	LSC
	DB	Devin Hafford	LSC
	P	Ron Reid	LSC
2018	LB	EJ Speed (2)	LSC
	DE	Gary Moore	LSC
	DE	Chris Radford	LSC
	LB	Ronnell Wilson	LSC
2019	DT	Jordan Phillips	LSC
	LB	Tank Morgan	LSC
	DB	Benjie Franklin	LSC
2021	LB	Ronnell Wilson (2)	WAC
	DL	Javier Duran	WAC



ADRIAN CAMPBELL



CONFERENCE AWARD HISTORY

HONORABLE MENTION ALL-CONFERENCE (105)

YEAR	POS.	NAME	CONF.
1996	QB	Chad Cole	LSC
	WR	Loften Swint	LSC
	K	Bryan Jones	LSC
	DL	Jason Stuart	LSC
	LB	Chad Hierholzer	LSC
1997	RB	Lamont Randle	LSC
	OT	Scott Carey	LSC
	DL	Jeff Smith	LSC
	LB	Dusty Hafer	LSC
	DB	Trent Grona	LSC
1998	WR	Loften Swint (2)	LSC
	RB	Justin McDaniel	LSC
	OG	Jason Shields	LSC
	OT	Clint Wammack	LSC
	DL	Jeff Smith (2)	LSC
	LB	Dusty Hafer (2)	LSC
	LB	Trenzio Turner	LSC
1999	RB	Jerome Smith	LSC
	TE	Chad Raymond	LSC
	DL	Jason Stuart (2)	LSC
	DL	Wade Tanner	LSC
	LB	Derrick Harden	LSC
2000	RB	Will Rodgers	LSC
	OT	Matt McGilvray	LSC
	C	Ryan Seward	LSC
	DL	Wade Tanner (2)	LSC
	LB	John Metzger	LSC
	DB	Kevin Wilson	LSC

HONORABLE MENTION ALL-CONFERENCE (CONT.)

YEAR	POS.	NAME	CONF.
2001	DB	Kenneth Calhoun	LSC
	DB	Brandon Young	LSC
	LB	Paul Torres	LSC
	TE	Kyle Masters	LSC
2002	WR	Damien Jackson	LSC
	RB	Chavis McCollister	LSC
	DL	Jimmy Barnett	LSC
2004	DL	Earnest Duncan	LSC
	LB	Steve Williams	LSC
2005	C	Jeff Parker	LSC
2006	WR	Dustin Pleasant	LSC
2007	OG	Devin Livingston	LSC
	QB	Scott Grantham	LSC
	RB	Travis Evans	LSC
2008	C	Dustin Washburn	LSC
	RS	Travis Evans (2)	LSC
	DL	Alonzo Horton	LSC
	P	Kyle Hopf	LSC
	2009	QB	Scott Grantham
2010	RB	Evan Robertson	LSC
	C	Dustin Washburn (2)	LSC
	DL	Bryant Bray	LSC
	DL	Jamaal Steamer	LSC
	LB	Matt Knicky	LSC
	QB	Nick Stephens	LSC
	OG	Bubba Wagner	LSC
2011	C	Mike Hernandez	LSC
	RS	Brandon Lowery	LSC
	DL	Jacob Rowe	LSC
	LB	Damian Perkins	LSC
	DB	Brandon Johnson	LSC
	DB	Lonnie Buchanan	LSC
	QB	Nick Stephens (2)	LSC
	OG	Shawn Wyatt	LSC
	DL	Rufus Johnson	LSC
	DL	Logan Johnson	LSC
2012	LB	Dan Jackson	LSC
	DB	Blair Johnson	LSC
	OG	Xavier Reuben	LSC
	TE	Will McLane	LSC
	WR	Arthur Buckingham	LSC
	RS	Arthur Buckingham (2)	LSC
	LB	Matt Knicky (2)	LSC
	DB	Blair Johnson (2)	LSC
	DB	Charles Moore	LSC
	P	Isaac Arellano	LSC
	LS	Patrick Bettiol	LSC

HONORABLE MENTION ALL-CONFERENCE (CONT.)

YEAR	POS.	NAME	CONF.
2013	OG	Nick Perez	LSC
	OT	Lucas Love	LSC
	OT	Kody Travis	LSC
	WR	Clifton Rhodes III	LSC
	QB	Jake Fenske	LSC
	RB	Jerome Regal	LSC
	RS	Desmond Jackson	LSC
	DL	Ethan Perkins	LSC
	DL	Patrick Bettiol (2)	LSC
	LB	Marc Martinez	LSC
2014	P	Isaac Arellano (2)	LSC
	C	Will McLane (2)	LSC
	WR	Bubba Tandy	LSC
	WR	Le'Nard Meyers	LSC
	QB	Collin Strahan	LSC
	DL	Juan Gonzalez	LSC
	LB	Alex Anderson	LSC
2015	LB	Marc Martinez (2)	LSC
	OG	Nick Perez	LSC
	OG	Latham Johnson	LSC
	OT	Kody Travis	LSC
	DE	Chase Varnado	LSC
	P	Isaac Arellano	LSC
2016	DB	Dominique Martin	LSC
	DE	Chase Varnado (2)	LSC
	DS	Trent Gow	LSC
	LB	Basil Jackson	LSC
	DB	Treston Ridge	LSC
2017	C	Noah Perez	LSC
	QB	Zed Woerner	LSC
	FB	Brant Bailey	LSC
	DB	Jackson Burrell	LSC
	DB	Andrew Blackshire	LSC
	2018	OG	Israel Lorenzo
2019	OT	Wes Hooks	LSC
	C	Noah Perez	LSC
	DT	David Fangupo	LSC
	DT	Jordan Phillips	LSC
	CB	Tre Johnson	LSC
2020	SS	Ed Hayes	LSC
	OT	Zach Perry	LSC
	TE	Brant Bailey	LSC
	RB	Khalil Banks	LSC
	DT	Tavaris Owens	LSC
	CB	Tre Johnson	LSC



SCOTT GRANTHAM

CONFERENCE AWARD HISTORY

ACADEMIC ALL-CONFERENCE

YEAR	POS.	NAME	CONF.
2001	DT	Nathan Rider	LSC
	QB	Chase Sugarek	LSC
	LB	Paul Torres	LSC
2002	QB	Chase Sugarek (2)	LSC
2003	OL	Shane Dunn	LSC
	OL	Jeff Parker	LSC
2004	OL	Shane Dunn (2)	LSC
	OL	Jeff Parker (2)	LSC
	OL	Kevin Lawson	LSC
2005	OL	Jeff Parker (3)	LSC
2009	OL	Dustin Washburn	LSC
2010	DB	Brandon Johnson	LSC
2012	DB	Charles Moore	LSC
	FB	Zach Henshaw	LSC
2013	DB	Charles Moore (2)	LSC
	FB	Zach Henshaw	LSC
	DB	Charles Moore (3)	LSC
2014	RB	Cody Burtscher	LSC
	LB	Marc Martinez	LSC
	LB	Cody Burtscher (2)	LSC
2015	QB	Zed Woerner	LSC
	P	Isaac Arellano	LSC
	LB	Cody Burtscher (3)	LSC
2016	QB	Zed Woerner (2)	LSC
	QB	Zed Woerner (3)	LSC
2017	QB	Zed Woerner (3)	LSC
2018	TE	Brant Bailey	LSC
2019	TE	Brant Bailey (2)	LSC
2021	TE	Anthony Bonilla	WAC
	WR	Darius Cooper	WAC
	LB	Calob Davis	WAC
QB	Steven Duncan	WAC	
DL	Javier Duran	WAC	
OL	Layton Ernst	WAC	

DB	Marsean Fisher	WAC
TE	Cody Henderson	WAC
TE	Max Maxfield	WAC
DL	Makody Robertson	WAC
LB	Zach Strong	WAC
TE	Ryan Ward	WAC
TE	Kyle Weber	WAC
OL	Austin Whitehead	WAC

ACADEMIC PLAYER OF THE YEAR

YEAR	NAME	CONF.
2016	Zed Woerner	LSC

COACH OF THE YEAR

YEAR	NAME	CONF.
1996	Todd Whitten	LSC
2001	Todd Whitten (2)	LSC
2002	Todd Whitten (3)	LSC
2003	Todd Whitten (4)	LSC
2007	Sam McElroy	LSC
2019	Todd Whitten (5)	LSC

OFFENSIVE PLAYER OF THE YEAR

YEAR	POS.	NAME	CONF.
2019	QB	Ben Holmes	LSC

DEFENSIVE PLAYER OF THE YEAR

YEAR	POS.	NAME	CONF.
2019	DE	B.J. Jefferson	LSC
2021	DB	Devin Hafford	WAC

OFFENSIVE LINEMAN OF THE YEAR

YEAR	POS.	NAME	CONF.
1998	TE	James Dearth	LSC

2001	C	Ryan Seward	LSC
2003	OG	Kert Turner	LSC
2004	OG	Sam Skidmore	LSC
2005	OG	Sam Skidmore (2)	LSC
2018	OT	Deon Sheppard	--

DEFENSIVE LINEMAN OF THE YEAR

YEAR	POS.	NAME	CONF.
2002	DL	Kevin Mohr	LSC
2006	DL	Tywan Myles	LSC
2012	DL	Rufus Johnson	LSC
2019	DT	Jordan Wells	LSC

OFFENSIVE BACK OF THE YEAR

YEAR	POS.	NAME	CONF.
2000	QB	Steve Kelly	LSC
2001	QB	Steve Kelly (2)	LSC
2005	RB	Derrick Ross	LSC
2006	RB	Michael Sampson	LSC
2018	RB	Xavier Turner	LSC
2019	RB	Daniel McCants	LSC

DEFENSIVE BACK OF THE YEAR

YEAR	POS.	NAME	CONF.
2001	DB	Charles Davis	LSC
2002	DB	Brandon Young	LSC
2004	DB	Courtenay Sanders	LSC
2005	DB	Ranardrick Phillips	LSC
2006	DB	Ranardrick Phillips (2)	LSC
2007	DB	Ranardrick Phillips (3)	LSC
2011	DB	Dashaun Phillips	LSC
2018	CB	Devin Hafford	LSC
2019	CB	Prince Robinson	LSC

RECEIVER OF THE YEAR

YEAR	POS.	NAME	CONF.
2000	WR	Chris Chambers	LSC
2015	WR	Le'Nard Meyers	LSC
2019	WR	Zimari Manning	LSC

LINEBACKER OF THE YEAR

YEAR	POS.	NAME	CONF.
2003	LB	Derek Thomas	LSC
2004	LB	Ken Jones	LSC
2006	LB	Erick Smith	LSC
2009	LB	Marcus Phillips	LSC
2016	LB	Cody Burtscher	LSC

FRESHMAN OF THE YEAR

YEAR	POS.	NAME	CONF.
2001	TE	Kyle Masters	LSC
2003	WR	Jeremy Madkins	LSC
2004	DT	Tywan Myles	LSC
2006	RB	Roderick Smith	LSC



RANARDRICK PHILLIPS



TEAM AWARD HISTORY

HIGGS MVP AWARD

YEAR	PLAYER	POS.	HOMETOWN
2021	Devin Hafford	DB	Atascocita
2020	Ronnell Wilson	LB	Abilene
2019	Ben Holmes	QB	Orchard Park, NY
2018	Ben Holmes	QB	Orchard Park, NY
2017	Jeff Thomas	WR	Duncanville
2016	Cody Burtscher	LB	Glen Rose
2015	Le'Nard Meyers	WR	Gatesville
2014	Collin Strahan	QB	Mesquite
2013	Dashaun Phillips	DB	Duncanville
2012	Arthur Buckingham	WR	Pilot Point
2011	Dashaun Phillips	DB	Duncanville
2010	Robert Payne	RB	San Angelo
2009	Arthur Buckingham	WR	Pilot Point
2008	George Murray	FB	Stephenville
2007	Ranardrick Phillips	DB	Madison, Fla.
2006	Erick Smith	LB	Waco
2005	Ranardrick Phillips	DB	Madison, Fla.
2004	Courtenay Sanders	DB	Sweeny
2003	Cliff Watkins	QB	Breckenridge
2002	Olan Coleman	RB	Waco
2001	Michael Jackson	LB	Chappel Hill
2000	Kevin Wilson	DB	Edgewood
1999	Trenzio Turner	LB	Austin
1998	Justin McDaniel	RB	Forney
1997	Chad Cole	QB	Pilot Point
1996	Chad Martinka	DB	Pflugerville
1995	Chad Martinka	DB	Pflugerville
1994	Kevin Vickers	QB	Liberty Hill
1993	Clint Jentsch	LB	New Braunfels
1992	Jimmy Hering	QB	McGregor
1991	Robert Simpson, Jr.	FB	Texas City
1990	Mike Loveless	C	Milford
1989	Rodney Webb	OG	Garland
1988	Robert Ivey	LB	Haskell
1987	Robert "Boo" Jones	WR	Cleburne
1986	Melvin Modesty	TE	Abilene
1985	Vic Routh	WR	Frisco
1984	Dennis Estelle	DB	Waco
1983	Terry Gambill	DE	Garland
1982	Lary Fowler	LB	Killeen
1981	Ricky Bush	RB	Waco
1980	Ricky Bush	RB	Waco
1979	Tony Tuck	LB	Stephenville
1978	Tally Neal	LB	San Antonio
1977	Taylor Virdell	DE	Llano
1976	Tally Neal	LB	San Antonio
1975	Tally Neal	LB	San Antonio
1974	Blake Edwards	LB	Vanderbilt
1973	Nickey Miller	C	Grand Prairie
1972	Willie Stafford	OT	Olney
1971	Johnny Weaver	TB	Gatesville
1969	Harlan Wunsch	WR	Rosebud
1968	J.D. McMahon	QB	Fort Worth
1967	James Medley	C	Odessa
1966	J.D. McMahon	QB	Fort Worth
1965	Randy Winkler	T	Belton
1964	Irling Smith	G	Hurst
1963	John Riggs	G	Galena Park
1962	Dick Rogers	RB	Breckenridge
1961	Jimmy Eden	G	San Saba
1960	Dee Stokes	C	Austin
1959	Bob Barnett	E	Hico
1958	Jerry Massingill	G	Hamilton
1957	Bobby Walls	RB	Big Lake
1956	Leon Blakeney	G	Kermit
1955	Jerry Flemmons	QB	Stephenville
1954	Webb Bishop	C	Hearne
1953	Laudie Bitner	G	Waco

YEAR	PLAYER	POS.	HOMETOWN
1952	Franklin Earney	HB	Breckenridge
1951	Charles Goff	T	McAllen
1950	Jack Jones	E	Breckenridge

BUDDY FORNES AWARD

YEAR	PLAYER	POS.	HOMETOWN
2021	Stephen Reeves	LS	League City
2020	Ryheem Skinner	RB	Clinton, NC
2019	Daniel McCants	RB	Killeen
2018	Devin Hafford	CB	Atascocita
2017	Zed Woerner	QB	Marble Falls
2016	Torean Sheppard	LB	Longview
2015	Chase Varnado	DE	Stephenville
2014	Marc Martinez	LB	Waco
2013	Lucas Love	OL	Van Alstyne
2012	Blair Johnson	S	Dallas
2011	Jason Billings	DL	Nocona
2010	Brandon Johnson	DB	Giddings
2009	Jacob Rowe	DE	Alvarado
2008	Devin Livingston	OL	San Antonio
2007	Mike Jones	OL	Houston
2006	Jeremy Madkins	WR	Stephenville
2005	Jeff Parker	OL	Belton
2004	Kelby Ledbetter	DL	Wheeler
2003	Joe Morrison	RB	San Francisco, CA
2002	Derek Thomas	DB	Jewett
2001	Alester Givens	RB	Los Angeles, CA
2000	Scott Rawlings	DT	Boyd
1999	Chris Chambers	WR	Hitchcock
1998	Wade Tanner	DE	Morton
1997	Ryan Seward	C	Goldthwaite

ZACH SHAVER AWARD

YEAR	PLAYER	POS.	HOMETOWN
2021	Sean Walton	DE	Perryton
2020	Calob Davis	DT	Crandall
2019	B.J. Jefferson	DE	Houston
2018	Jordan Phillips	DT	Fullerton, CA
2017	Tyrell Thompson	DT	Copperas Cove
2016	E.J. Speed	DE	Fort Worth
2015	Tavaris Owens	DT	Whitney
2014	Chase Varnado	DE	Stephenville
2013	Patrick Bettiol	DE	College Station
2012	Patrick Bettiol	DE	College Station
2011	Cole Vitolo	DL	Wichita Falls
	Cory Jackson	DL	Allen
2010	Jason Billings	DL	Nocona

CHERYL SPELLMEIER AWARD

YEAR	PLAYER	POS.	HOMETOWN
2021	Corban James	LB	Fort Worth
2020	Stephen Reeves	DS	League City
2019	Prince Umanmielen	OL	Manor
2018	Noah Perez	OL	Stephenville
2017	Brant Bailey	TE	Eastland
2016	Zed Woerner	QB	Marble Falls

RONNIE GILES MEMORIAL SCHOLARSHIP

YEAR	PLAYER	POS.	HOMETOWN
2021	Austin Whitehead	OL	Enid, OK
2020	Zachary Perry	OL	Ft. Worth
2019	Javon Chambers	OL	Belton
2018	Chase Livesay	OL	Enid, OK
2017	Wes Hooks	OL	New Boston



LETTERMEN (NCAA ERA)

Abdur-Razzaq, Yusef.....	2006	Bergmark, Steven.....	2015	Bridgefarmer, Nick.....	1996-99	Calhoun, Gary.....	1994
Abel, Alan.....	1994-95	Berryman, Adam.....	2017-18	Bridges, Braelon.....	2020	Calhoun, Keeneth.....	2001-02
Abubo, Russell.....	2004-05	Best, Shawn.....	2017-18	Bridgewater, Cameron.....	2012	Cambell, Adrian.....	2009-12
Adams, Kendall.....	2015	Bethea, Stephen.....	1995-98	Brister, David.....	1994-96	Camp, Bryan.....	1997-00
Adkinson, Robert.....	2013-14	Bethke, Bret.....	1998-00	Brooks, Corin.....	2014	Cangas, Ivan.....	2014
Aikens, Robert.....	2007	Bettiol, Patrick.....	2010-14	Brooks, Z'Core.....	2021	Cannings, Michael.....	2008-10
Albright, Dayne.....	1997-98	Billings, Jason.....	2008-11	Broussard, Bryon.....	2020-21	Cannings, Paul.....	2003
Alexander, Wyman.....	2007	Bishop, Matthew.....	2012	Brown, Aaron.....	2019	Cantrell, Ernie.....	2001
Alipate, C.J.....	2019	Bitson, Tariq.....	2020-21	Brown, Ahmad.....	2018	Caraway, Eric.....	2000-02
Allen, Andre.....	2011-14	Blackmon, Chris.....	1995-95	Brown, Antonio.....	2007	Caraway, Jody.....	1994
Allen, Nehemiah.....	2005	Blackshire, Andrew.....	2017-18	Brown, Chris.....	2014	Carey, De'Andre.....	2002
Allen, Randone.....	2007	Blair, Jon.....	2014	Brown, Eddie.....	2008-10	Carey, Scott.....	1995-97
Alvarado, Jarett.....	2011-14	Blair, Keenan.....	2014-15	Brown, Fletcher.....	2005	Carillo, Alejandro.....	1998
Alvarez, Armando.....	2012-13	Blake, Bryan.....	1994-96	Brown, Malik.....	2015	Carlile, Mookie.....	2018
Amao, Javun.....	2007	Blankenship, Jordan.....	1996-98	Brown, O'Lindsey.....	2008	Carrell, Collin.....	2016-18
Anderson, Alex.....	2010-14	Blomstrom, Jake.....	2014	Brunken, Andrew.....	2017	Carrington, Cornelius.....	2016-18
Anderson, Jabari.....	2014-16	Blount, Jake.....	2013	Bryant, Josh.....	2001	Carrol, Josh.....	1995
Anyanwu, Justice.....	2017-19	Bolding, Mike.....	2002	Buchanan, Freddie.....	1994	Carter III, R.L.....	1999
Arbuckle, Aaron.....	2010-13	Bonilla, Anthony.....	2020	Buchanan, Lonnie.....	2009-10	Casaubon, Trey.....	1994
Arellano, Isaac.....	2012-15	Booth, Brad.....	1999	Buckingham, Arthur.....	2008-12	Castillo, J.J.....	1995-96
Arnold, Jonathan.....	2008-11	Boren, J.W.....	1999-02	Bueltel, Blake.....	2007	Caywood, Grady.....	1994-95
Arnold, Stephen.....	2007-09	Bowen, Randall.....	2004	Bullitt, Bradley.....	2009	Cervetto, Kellan.....	2005
Arteaga, Pete.....	2000-01	Bowers, Chase.....	2011-12	Burnett, Chris.....	2010-13	Chalk, Marcus.....	2002
Arterberry, Coron.....	2004	Bowers, Gary.....	1999-01	Burrell, Donald.....	2005	Chambers, Chris.....	1999-00
Ashley, Zach.....	2000-02	Bowlin, Dustin.....	1998	Burrell, Jackson.....	2017	Chambers, Javon.....	2017-21
Atafua, Ito.....	1999	Boyd, Jamey.....	1994	Burrows, John.....	2001-02	Chambers, Lamonte.....	1995
Atnip, Blake.....	2012	Bradely, Cassius.....	2010	Burston, Cameron.....	2019-20	Chambers, Richard.....	2005-06
Aujourd, Doudly.....	2016-17	Bradford, A.J.....	2020	Burtscher, Cody.....	2013-16	Chaney, J.B.....	1994
Austin, Jay.....	2019	Bradley, Marshall.....	1996	Bush, Keith.....	2003-04	Chandler, Kyle.....	2012
Aven, Chance.....	2011	Brady, Nick.....	2005-06	Bush, Torrin.....	2006-07	Charnick, D.J.....	1998-99
Bacak, Chris.....	2003-07	Brakens, Keith.....	1996-97	Butard, Casey.....	1996	Cheatham, Quantavius.....	2017
Bailey, Brant.....	2016-19	Branch, Ty.....	2014	Butler, Dwain.....	2004-05	Chisum, RJ.....	2006
Bailey, Ryland.....	1994	Brand, Michael.....	1996-99	Buxton, Bob.....	1996	Chitty, Jonathan.....	2007
Baker, Kevin.....	2015	Brandon, Dwayne.....	2004	Byers, Jaimon.....	2019	Clark, Jerrick.....	2005
Balch, Eric.....	1994	Bray, Bryant.....	2006-09	Caka, Jeremy.....	2003-04	Clark, Lance.....	2009-11
Baldwin, Tory.....	1994					Clark, Markel.....	2021
Ballard, Jamarcus.....	2009					Clark, Russell.....	1999
Banks, Donovan.....	2020-21					Clark, Will.....	2013
Banks, Khalil.....	2019-21					Cleavers, Dwayne.....	2007
Barber, T.J.....	2003					Clements, Dustin.....	2002
Barnes, Blake.....	2012-15					Clemons II, Randy.....	2020-21
Barnett, Addrian.....	2000					Coates, Tyler.....	2007
Barnett, Jimmy "J.J.".....	2000-03					Cochran, Jerod.....	2010
Barnett, Keivaughn.....	2013					Coker, Brian.....	1996-98
Barrett, Jon.....	1999-00					Cole, Andrew.....	2017
Bartek, Dwayne.....	1998					Cole, Chad.....	1995-98
Bartel, Richard.....	2005-06					Cole, Cooper.....	2014-16
Bartels, Brian.....	1995-96					Cole, Josh.....	1997
Bartlett, Brandon.....	1995					Cole, Kade.....	2011-13
Barton, J.J.....	1996-97					Cole, Matt.....	2010
Basham, Jon.....	2001-02					Cole, Sam.....	2009-10
Batten, Hunter.....	2019-20					Coleman, Dexter.....	2004
Baumann, Dustin.....	2005					Coleman, Olan.....	2001-02
Beaird, Steven.....	2000					Coleman, Tayvis.....	2019-21
Bearden, Dalyn.....	2014-15					Coleman, Tyquan.....	2020-21
Becker, Justin.....	1998					Coley, Casey.....	1996-99
Beckham, Dontreyl.....	2010					Collins, Bryson.....	2020
Bell, Eric.....	1994					Collins, Daniel.....	2008
Bell, Jerry.....	2006-08					Collins, Dee.....	2007
Bellfield, John.....	2015-17					Collins, Jason.....	1999
Bellomy, Hunter.....	2010					Conner, Michael.....	1995
Bendewald, Caleb.....	2015-17					Cooper, Brandon.....	2006
Benson, Gatson.....	2011					Cooper, Darius.....	2020-21
Bensing, Phil.....	2004-06					Cooper, Josh.....	2019



ADAM BERRYMAN



LETTERMEN (NCAA ERA)

Corbitt, Jeff.....	2005	Duran, Javier.....	2021	Franklin, Dakadro.....	1999	Gutierrez, Gary.....	1998
Cordes, Logan.....	2005-07	Durant, John.....	1998-00	Franks, Bowie.....	2018-20	Gutierrez Jr., AJ.....	2012
Cossey, Marcus.....	1999-00	Durgin, Teavis.....	2010	Frazier, Steven.....	2005	Guzman, Adrian.....	2020-21
Couch, Brad.....	1995-97	Durrell, David.....	2003-07	Fredrich, Colt.....	2010	Hafer, Dusty.....	1998
Coverdale, Brayden.....	2013-15	Durst, Jarmarquis.....	2014-15	Freeman, Alfred.....	1997	Hafford, Devin.....	2016-21
Cox, Brian.....	1998	Dyson, Cord.....	1999-00	Freeman, James.....	2010	Hakim, Saalim.....	2010
Craft, Clint.....	1995	Edmonds, Spencer.....	2012	Freeman, Shawn.....	2005	Hale, Jamel.....	2012
Craig, Alex.....	2014-16	Edwards, Englund.....	2008	Fullen, J.R.....	2017,19	Hamilton, Aaron.....	1995
Cram, Stuart.....	2014	Edwards, Jai.....	2018-19	Frye, Jeken.....	2010-13	Hamilton, Darron.....	2004
Cranfill, Greg.....	1994	Edwards, Jamol.....	2001-02	Gaines, Cantrell.....	2015	Hamilton, Derrick.....	1994
Crawford, Patrick.....	1995	Edison, Sam.....	1996	Gaines, Joshua.....	2007	Hamilton, Donnie.....	1998
Crawford, Sam.....	2003	Egbuonu, Chuck.....	2006-07	Gallagher, Rhett.....	2020	Hand, Robert.....	2005-06
Crawley, Jackson.....	2010	Eggleston Jr., Greg.....	2021	Galoia, Pousima.....	2017	Harden, Derrick.....	1998-00
Croak, Brad.....	2011	Eisenhart, Charles.....	1997	Galvan, Timothy.....	2007	Harrell, John.....	2005-06
Crocker, Josh.....	2005	Elders, Michael.....	1999-01	Gann, Charlie.....	1996-97	Harris, Beau.....	1994
Crossland, Mitch.....	2001	Elliott, Chuck.....	1996-98	Gann, Mike.....	1995	Harris, Brett.....	2019-20
Cullom, Miran.....	2010	Ellis, Tyler.....	2017	Gann, Stephen.....	1998	Harris, D.J.....	2019-21
Curry, Thomas.....	2010	Ellison, Justin.....	1997	Garcia, Adrian.....	2001	Harris, Ramonte.....	2012
Curtis, Clinton.....	2002	Else, Justin.....	2008	Gardner, Brad.....	2004	Hart, Elliott.....	2014-17
Dambold, Ben.....	2006-09	Elwonger, Trooper.....	2020	Gardner, Clint.....	2000-01	Harvey, Spencer.....	2011-15
Daniels, Blake.....	2018-19	Emery, Duane.....	2006	Garrett, Calvin.....	2015	Hau, J.T.....	1995
Daniels, Chis.....	2003-05	Enriquez, Michael.....	1995	Garrett, Tom.....	2007	Hayes, Cody.....	1998
Daniels, Deshon.....	2009	Ensey, Billy.....	1997-98	Gaskamp, Garrett.....	2015	Hayes, Cody.....	2017-19
Daniels, Keaton.....	2006-07	Ensey, Russell.....	1997-98	Gates, Ray.....	2003-04	Hayes, Ed.....	2018-19
David, Jacob.....	2016	Epple, Cameron.....	2008	Gaudet, Scott.....	1995-97	Haynes, Blake.....	2019-21
Davidson, Adam.....	2000-01	Ernst, Layton.....	2020-21	Gaudet, Shawn.....	1997-98	Hedrick, Will.....	2005-08
Davidson, Will.....	2015	Ernst, Lou.....	2010-12	Gibbens, Chris.....	2015-19	Hehl, Blake.....	2020
Davis, Bo.....	2011-12	Escudero, Justin.....	2017-18	Gibson, Treeo.....	2005	Henderson, Cody.....	2019-21
Davis, Brent.....	2005-07	Estem, Darryl.....	2019	Gidley, Eric.....	1998	Henderson, Randall.....	2010-11
Davis, Calob.....	2020	Etter, Darin.....	1995-96	Giles, Jon.....	1998-99	Henry, Jeremy.....	1994-96
Davis, Charles.....	2001-02	Evans, Chris.....	2006-07	Gilles, Adam.....	2005	Henry, Terrence.....	2010-11
Davis, Dustin.....	2006	Evans, David.....	1994	Gillespie, Josh.....	2015	Henshaw, Zach.....	2012-15
Davis, Jake.....	2006	Evans Jr., Johnny.....	1997-01	Givens, Alester.....	2000-01	Hernandez, Austin.....	2017-18
Davis, Jeff.....	1995-96	Evans, Justin.....	1996	Glazier, Brandon.....	2003	Hernandez, Christian.....	2018-20
Davis, Lattrell.....	2001-03	Evans, Richard.....	2006	Gobin, Cody.....	2006	Hernandez, Mike.....	2008-10
Davis, Trayveon.....	2009-10	Evans, Travis.....	2007-08	Golden, Nate.....	2008-09	Hesse, Brock.....	2008
Day, Travis.....	2000-02	Evatt, Chris.....	2001-02	Gonzales, Anthony.....	2010,14	Hesskew, Dakota.....	2014-16
Dean, Deaveron.....	2012	Ezar, Eric.....	1994-95	Gonzalez, Juan.....	2010-14	Hewitt, Lonnie.....	2008-09
Dearth Jr., James.....	1996-98	Ezeagwu, Daniel.....	2017	Gonzalez, Lee.....	2007	Hicks, Jameon.....	2006
Dearth, John.....	1997-98	Fahina, Ezekiel.....	2018	Goodson, Chris.....	2008	Hierholzer, Chad.....	1996-98
Dearth, Kendall.....	2018-21	Fahy, Josh.....	1994	Goodwin, Jeff.....	1995	High, Del'Michael.....	2016-17
DeLuna, Jesse.....	1997	Faimoa, Ronnie.....	2012-14	Gordon, Chris.....	2016-18	Hill, John.....	1994-95
Demby, Keith.....	2008-09	Fangupo, David.....	2017-18	Gortmaker, Rusty.....	1994-96	Hill, LeThaddeus.....	2011
Denton, Keith.....	2000	Farrell, Jared.....	1999	Gow, Trent.....	2013-16	Hill, Omar.....	2006-07
Diaz, Derek.....	2006	Faurie, Mike.....	1996-98	Grady, Justin.....	2004	Hinton, Robert.....	2011-15
Dickey, Jeremy.....	2010	Field, Tom.....	2008	Graham, Brent.....	2000	Hobson, Jahmeel.....	2008-09
Dickinson, Brandon.....	2003	Fenske, Jake.....	2008-13	Graham, Calvin.....	2006	Hodge, Birdel.....	2016
Dickinson, Michael.....	1994-95	Ferguson, Stephen.....	2002	Grant, Jade.....	2012-14	Hodges, Bob.....	1994
Di Domenico, Michael.....	2011-12	Fifita, Azizullah.....	2016-17	Grant, Roger.....	1995-97	Hoffman, Nick.....	2004
Dix, Gary.....	1996	Figures, Devin.....	2010-14	Grantham, Scott.....	2007-09	Holbrook, Jacob.....	1998-01
Dixon, Montoi.....	1998	Figures, Sadarius.....	2014	Graves, Joshua.....	2008-10	Holmes, Ben.....	2018-19
Dolan, Greg.....	2007-08	Fischer, Jay.....	1999	Gray, Devon.....	2009-12	Holmes, Darian.....	2019-20
Dorris, Devon.....	1997-98	Fisher, Marsean.....	2020-21	Green, Gary.....	2008	Holmes, Roy.....	2009-11
Dotson, Malcom.....	2002	Fletcher, Anthony.....	2008	Green, Jessie.....	2009-11	Holson, Matt.....	2005
Douglas, Gabe.....	2020-21	Foreman, Eric.....	2008	Green, Matt.....	2011-12	Hooks, Wes.....	2017-18
Douglas, Josh.....	2008-09	Ford, Brian.....	2010-12	Green, Roddy.....	2011	Hooper, Kanta.....	1995
Douglas, Samson.....	2004-05	Fornes, Kason.....	2013-16	Greene, Terrence.....	1994	Hopf, Kyle.....	2007-09
Douglas, T.J.....	2002-04	Foster, Joseph.....	1998-99	Greer, Donnell.....	2008	Hopkins, D'Anthony.....	2018
Doyle, Aaron.....	2009-13	Fox, Jimmy.....	2005-08	Grimes, Derek.....	1999-00	Hopkins, D.T.....	2000-02
Drain, Roclan.....	2016	Fox, Truxton.....	2011	Grisham, Justin.....	2010	Hopkins, Zech.....	2020
Duncan, Earnest.....	2002	Franco, Taylor.....	2011	Grona, Trent.....	1997-99	Horton, Alonzo.....	2008-09
Duncan, Steven.....	2020-21	Frank, Carlos.....	2019	Gruner, Matt.....	2015-16	Horton, Ethan.....	2012
Duncan, Vincent.....	2003-05	Franklin, Benjie.....	2019-21	Guin, Jamie.....	2003	Horton, Kaylon.....	2019-21
Dunn, Shane.....	2000-04	Franklin, Brylon.....	1996	Guinn, Devin.....	2006-09	Howell, Chris.....	1997

LETTERMEN (NCAA ERA)

Hucks, Braden.....	2018-20	Jones, Chandler.....	2019	Livesay, Chase.....	2018-19	McGuire, Justin.....	2007
Huff, Geoffrey.....	1994-95	Jones, Cody.....	2019-21	Livingston, Devin.....	2005-08	McKenna, Case.....	2009-11
Hughes, Dustin.....	2006-07	Jones, Desmond.....	2006	Loche, DeAntrey.....	2014	McKinley, Kevin.....	1999-02
Hughes, Garrett.....	2010-12	Jones, Dre.....	2009	Lomax, Marquis.....	2017-18	McKinney, Travis.....	2008-09
Hughes, John.....	1995	Jones, Chad.....	1999	Long, Raymond.....	2006-07	McKinney, Tyrone.....	2019-20
Humphries, Brent.....	1998	Jones, Chris.....	2004	Lorenzo, Israel.....	2017-18	McLane, Will.....	2009-14
Hundley, Lester.....	2009	Jones, Jerell.....	2008-12	Louis, Jeremy.....	2012-15	McLeod, Billy.....	2001
Hurley, Brandon.....	1998	Jones, Joe.....	2011	Love, Brian.....	2005	McQuiston, Russell.....	1998
Hurndon, Julius.....	2010-13	Jones, Ken.....	2003-04	Love, Lucas.....	2010-14	Medeiros, Stephen.....	2002
Hurst, Payton.....	1995	Jones, Levi.....	2003	Lovorn, Matt.....	2005	Melton, Ty.....	2011-12
Hutchins, Kevin.....	1996	Jones, Lonnie.....	1999	Lowery, Brandon.....	2010-11	Mena, Daniel.....	2010-11
Hutyra, David.....	1994-95	Jones, Michael.....	2006-07	Lubrich, Nick.....	2005	Mercer, B.J.....	2000
Hyde, Luke.....	2010	Jones, Russell.....	1995	Lucas, Aaron.....	1999-02	Metzger, John.....	1996-00
Ibewuike, Vance.....	2007-09	Jordan, Blake.....	2010	Lucas, Brian.....	1999-02	Meuth, Danny.....	1995
Ibewuike, Victor.....	2006-07	Joyner, Terrance.....	2009	Lucero, Nick.....	1995-96	Meyers, Le'Nard.....	2012-15
Idemudia, Regis.....	2008	Justice, Ty.....	1994	Luensmann, Dustin.....	1999	Miles, Devon.....	2015-16
Inoussa, Mohamed.....	2017-18	Kahlden, Jeff.....	1995	Luker, Kelan.....	2008-09	Miller, Patrick.....	1994-96
Irvin, Chris.....	2003	Kaspar, Jacob.....	2017	Lybrand, Adam.....	2001	Milton, Chris.....	1994
Irwin, Mike.....	2021	Kelley III, Derrel.....	2020-21	Madkins, Jeremy.....	2003-06	Mingo, Terrell.....	2003
Itoka, Adrian.....	2019	Kelly, Steve.....	1999-01	Maher, Tanner.....	2008-10	Mitchell, Brandon.....	2007
Jackson, Basil.....	2016-17	Kemp, Josh.....	2019-20	Malbrough, Anthony.....	2004-05	Mitchell, Carl.....	2006-08
Jackson, Brett.....	2004	Kemp, Sims.....	2003-04	Manley, Bryan.....	2015	Mitchell, Cody.....	2018-19
Jackson, Cory.....	2010-12	Kendall, Steven.....	1996-98	Manning, Zimari.....	2018-19	Mitchell, Eriq.....	2015-16
Jackson, Damien.....	2001-02	Kendrick, Cameron.....	2012	Mansfield, Paul.....	2010	Mohr, Kevin.....	2002
Jackson, Dan.....	2011-13	Kennard, K.J.....	1998-01	Marchetti, Michael.....	2001	Monogomery, Matt.....	1995
Jackson, Darron.....	1994	Kent, Doug.....	1996-97	Marley, Cody.....	2014	Montgomery, Tim.....	1994
Jackson, Desmond.....	2011-13	Kilgo, Kevin.....	1996	Martin, Alan.....	1994-95	Monsegue, Sheldon.....	2008
Jackson, Fred.....	2004-05	Kimbrough, Corey.....	1997	Martin, Dominique.....	2013-16	Moody, Will.....	2000-03
Jackson, Gabe.....	2006	Kirby, Chad.....	1996-97	Martin, Jamie.....	1994-96	Moore, Brandon.....	2012-15
Jackson, Gabriel.....	2002	Kirk, John.....	2004-05	Martin, Josh.....	2007-10	Moore, Charles.....	2010-14
Jackson, Jayme.....	2004-05	Kirkland, Levi.....	2008-11	Martin, Ryan.....	2010-12	Moore, Gabe.....	1996-99
Jackson, Michael.....	1998-01	Kirksey, Michael.....	2001	Martinez, Marc.....	2011-14	Moore, Gary.....	2018
Jackson, Mike.....	2019	Kirven, Baxter.....	2017-18	Martin Jr., Money.....	2018-19	Moore, Hunter.....	2018
Jackson, Sam.....	2018	Kiser, Derek.....	2015-18	Martinez, Joanly.....	2018	Moore, Lawrence.....	1994
Jacobs, Derrick.....	2005-06	Knicky, Matt.....	2008-12	Martinez, Joanly.....	2018	Moran, Eddie.....	1995
James, Corban.....	2020-21	Knobloch, Michael.....	2016-18	Martinka, Chad.....	1994-96	Morgan, Tank.....	2019
Jefferson, B.J.....	2018-19	Kramer, Brad.....	1994-95	Mask, Ryan.....	1994	Morris, Mike.....	2000
Jeffrey, Harold.....	2005-06	Kribbs, Landon.....	1997-99	Massey, Taylor.....	2016-17	Morrison, Tim.....	1996
Johnson, Adam.....	2004	Kunze, Ben.....	2004-06	Masters, Kyle.....	2000-04	Moss, Joey.....	2000-03
Johnson, Blair.....	2009-12	Landry, Anthony.....	2013-15	Matheny, Chad.....	1997-98	Morrison, Joe.....	2002-03
Johnson, Brandon.....	2007-10	Landy, Marvin.....	2020-21	Mathews, Eric.....	2014	Morrison, Tim.....	2001-02
Johnson, Brandon.....	2013-14	Lasater, Tie.....	2003	Mathis, Jason.....	2003-07	Mouton, Sanford.....	1994
Johnson, Colby.....	2014-15	Last, Jim.....	1998	Maupin, Derek.....	2000	Muckelroy, Kendrick.....	2005
Johnson, Dan.....	2001	Lawson, Kevin.....	2002-04	Maxfield, Max.....	2018-19, 21	Mueller, Ryan.....	2001
Johnson, Dairy.....	2003	Lawson, Shawn.....	2009-11	Mayberry, Jeffrey.....	1996	Munro, Zac.....	2009-10
Johnson, Jaicorious.....	2018-20	Lebron, Yamil.....	2004-05	Mays, Jamal.....	2009-12	Murray, George.....	2005-08
Johnson, Justin.....	1999-02	Ledbetter, Kelby.....	2001-04	McAngus, Ross.....	2005-07	Murray, Monkario.....	2006-08
Johnson, Keylan.....	2020	Lee, Adam.....	1997	McBride, Matt.....	2010	Murray, Sean.....	2014
Johnson, Khalid.....	2020	Lee, Anthony.....	2012-14	McCants, Daniel.....	2015-19	Murray, Steven.....	1997
Johnson, Latham.....	2013-15	Lee, Cody.....	2001-05	McCarty, Doug.....	2001	Murray, Tyrique.....	2015-16
Johnson, Lester.....	2004	Lee, Mike.....	1995	McCawley, Craig.....	1999-02	Myles, Tywain.....	2003-07
Johnson, Logan.....	2010-11	LeMere, Lincoln.....	1995	McCloud, Anthony.....	2002	Nasis, Nolan.....	2014
Johnson, Marcus.....	2015-17	Lenoir, Ricky.....	1996-97	McCollister, Bryson.....	2006-07	Neal, Phillip.....	1996-97
Johnson, Reginald.....	1999	Leung-Wai, Ricky.....	2019	McCollister, Charles.....	1999	Neatherlin, Ty.....	2003
Johnson, Rit.....	1999	Leven, John.....	1999	McCollister, Chavis.....	2001-02	Needham, Ben.....	1999-02
Johnson, Rufus.....	2011-12	Lewis, Camron.....	2018-19	McCoy, Kyle.....	2000	Newsome, Brandon.....	1994
Johnson, Stephen.....	2003	Lewis, Corey.....	2007-09	McCutchin, LaTremont.....	2018	Newton, Jeremy.....	2004-05
Johnson, Tre.....	2017-21	Lewis, Darion.....	2015-17	McDaniel, Justin.....	1996-98	Newton, Ryan.....	1994
Johnson, Will.....	2017	Lewis, John.....	2000-02	McDonald, Jayy.....	2021	Ngwa, Brian.....	2010-13
Johnston, Kole.....	2011-12	Lewis, Melvin.....	1994	McDonald, Thomas.....	2019	Nieto III, Luis.....	1996-98
Jolivet, Joshua.....	2006	Lewis, Melvin.....	1994	McDowell, Devin.....	2010-11	Norris, Cord.....	2016-17
Jones, Andre.....	2009	Lewis, Trey.....	2004-07	McDuff, Dariet.....	2015-16,19	Norris, Josh.....	2006
Jones, Bryan.....	1996-97	Linder, Andy.....	2004-05	McDuffen, Malcolm.....	2015	Norris, R.D.....	1999
Jones, Bryan.....	2001	Lindholm, Garrett.....	2006-09	McGilvary, Matt.....	1999-00	Nesekhe, Ty.....	2005
		Lister, Mark.....	1996-98	McGregor, Curtis.....	2016		



LETTERMEN (NCAA ERA)

Nunn, Lin	2005-06
O'Dell, Bill	1997
Oguayo, Chris	2008-09
Oliver, Steven	1994-95
Olomojobi, Segun	2009
Omisanya, Bola	2010
O'Neal, Kevin	2010
O'Neal, Toby	2000
Oputa, Isaiah	2007-08
Ormond, Curtis	1995-96
Orr, Solomon	2010-11
Osborn, Christian	2012
Osterman, Larry	2015-16
Osunde, Courtney	2012
Owens, Jerry	2010-11
Owens, Marshall	1997
Owens, Tavaris	2015-19
Padgett, Wyatt	1996
Page, Casey	2007-10
Pak, Bongkuk	2001
Parker, Jeff	2001-05
Parson, Justin	2002-04
Patterson, Jeff	1997
Patterson, Kevin	1997-00
Patrick, Ty	1997-00
Payne, Jason	2001-04
Payne, Robert	2006-09
Payne, Ryan	2019
Peak, Zeke	1998-00
Peck, Dashon	2001
Perez, Nick	2011-15
Perez, Noah	2016-19
Perez, Seth	1995
Perkins, Damian	2010
Perkins, Ethan	2013-14
Perkins, J.D.	2009
Perry, Keon	2008
Perry, Zach	2019-20
Peschke, Bradley	2008-10
Peters, Chris	2000-02
Peterson, Chris	2003
Petroff, David	1994-95
Pettit, Tyler	2014-15
Phelps, Jeremy	2020-21
Phillips, Dashaun	2010-13
Phillips, Jordan	2018-19
Phillips, Marcus	2006-09
Phillips, Ranardrick	2005-07
Phillips, Ray	2000
Pierce, Roosevelt	1998-00
Piercefield, Kyle	2008-09
Pierre, J.P.	2019
Pike, Nick	2010
Pitt, Jess	1996-98
Pitt, Wendell	1996
Plata, Andre	2012-13,17
Pleasant, Dustin	2005-06
Poindexter, Tyson	2000
Porter, Melvin	2004
Poston, Jason	1994
Poux, Chris	2004-05
Prater, Lucas	2001
Prentice, Shamarr	2007-08
Prestwood, Nick	2015-16

Pruitt, Jovan	2017-18
Puskarich, Thomas	2009
Qualls, DeShun	2018-19
Rabe, Jonathan	1994
Rabe, Michael	1997
Radford, Chris	2016-19, 21
Ragon, Shaun	2005-09
Ragsdale, Craig	1994-95
Randle, Demonte	2011
Randle, Lamont	1996-97
Randle, Will	2010
Rankin, Calvin	2005-06
Ransberger, Lance	1996
Rawlings, Scott	1998-00
Ray, Billy Jack	1995
Raymond, Chad	1999-00
Rayside, Justin	2013
Reasons, Justin	2015-17
Redman, Christopher	2006
Reed, Blayne	1994
Reeves, Kason	2017
Reeves, Stephen	2017-21
Regal, Jerome	2010-13
Reid, Chris	1995
Reid, Ron	2014-18
Renfro, Clarke	2010
Renfro, Ford	2011
Renfro, Tim	1994
Rhodes III, Clifton	2011-14
Richey, James	1996

Riddle, Tommy	1999
Rider, Nathan	1998-01
Ridge, Michael	2008
Ridge, Treston	2016
Rios, Robert	2020
Rives, Blake	2000-03
Roberson, Dray	2019-21
Roberson, Mike	1996
Roberts, Glenn	2014
Roberts, Jaylon	2014
Robertson, Blake	2002-04
Robertson, Evan	2009-11
Robertson, Makody	2020-21
Robinson, Malik	2018-19
Robinson, Nathan	1997
Robinson, Nathan	2007
Robinson, Prince	2018-19
Robinson, Sam	2002-05
Robinson, Teddy	1998
Roby, Ross	2005-07
Roel, Anthony	2014
Rogers, Robert	2004-05
Rogers, William	2000
Roget, Garrett	2012
Rollins, Dante	2014-15
Rollison, Savon	2017-18
Rosas, Paul	2003
Rose, Ethan	2019
Rosemond, Deangelo	2020
Ross, Derrick	2004-05

Rothfuss, Todd	1998
Rowe, Jacob	2007-10
Ruben, Xavier	2012
Rudd, Kenny	1999
Rutland, Seth	1997
Saad, Antoine	2004
Sadler, Joseph	2015-16
Saenz, Homar	2008-09
Sample, Leal	2016
Sampson, Michael	2006-08
Sanchez, Alex	2013-15
Sanders, Clayton	1995
Sanders, Courtenay	2003-04
Saulsberry, Antone	2008-09
Saulter, Michael	2014-15
Schaefer, Greg	2000-04
Scott, Mario	2000
Scott, Opie	1994
Seale, Tyler	2011
Sebesta, Shawn	2002
Sebesta, Shane	2001-02
Selmon, Sloan	2019-20
Sessoms, Curt	1997
Seward, Ryan	1998-01
Serrano, Jose	2011
Shaw, Macie	2001-02
Shelman, Joshua	2001-02
Sheppard, David	2006
Sheppard, Deon	2017-18
Sheppard, Jarrod	2005-08
Sheppard, Torean	2014-17
Shields, Jason	1998
Shiple, Rob	2001-05
Shores, Dustin	2001-02
Sifford, Jeremy	2009
Sigler, Jason	2008
Siler, Timothy	1996
Simmons, Jarred	2003-06
Simmons, Torrie	1999
Simpson, Garrett	2016
Simpson, Kyle	2006
Singleton, Jarrus	2019
Sipli, Rob	1995
Skidmore, Sam	2001-05
Skillern, Jamarcus	2006
Skinner, Ryheem	2019-21
Slay, Brandon	2006-09
Smith, Brad	1994-98
Smith, Derrick	2003-07
Smith, Dominic	2008-09
Smith, Donald	2000
Smith, Erick	2003-06
Smith, Jake	1997-99
Smith, Jeffrey	1997-98
Smith, Jerome	1996
Smith, Jerome	1999
Smith, Jordan	2016-17
Smith, Justin	2002-03
Smith, Kyle	2008
Smith, Lawrence	2005-06
Smith, Micah	1996-00
Smith, Roderick	2006-09
Smith, Scott	1995
Smith, Vaughn	2012



JACOB ROWE

LETTERMEN (NCAA ERA)

Smith, Vernon.....	2006-07	Tittor, Michael.....	1996	Washington, Brandon.....	2009	Williams, Paul.....	2004-06
Solomon, David.....	2015-17	Tokunboh, Victor.....	2006	Washington, Kipshawn.....	2018	Williams, Steve.....	2000-04
Speaks, Grady.....	1994-97	Tolvert, Brandon.....	2021	Washington, Michael.....	2010-11	Williams, Tim.....	2004-05
Speed, EJ.....	2015-18	Tomlinson, Kelly.....	1995	Washington, Savion.....	2012-15	Williams, Torian.....	2005-08
Speer, Kent.....	1997	Tompkins, Fredarian.....	2017	Waters, Bryant.....	2007-08	Williams, Tracy.....	1999-02
Spells, Rob.....	2004	Torres, Paul.....	1997-01	Watkins, Cliff.....	2002-03	Willis, Erick.....	2017-20
Spence, Emerl.....	2009	Towbridge, Brandon.....	2007	Watkins, Ryan.....	2012	Wills, Warren.....	1994-97
Spradley, Bobby.....	1995	Trahan, Blaise.....	2005	Watkins, Tony.....	2007	Wilson, Chip.....	1997
Spradely, Jimmy.....	1995	Travis, Kenneth.....	2006-10	Watson, Colton.....	2011	Wilson, Chris.....	1996-97
Sroka, Sergio.....	2016-17	Travis, Kody.....	2011-15	Watson, Derrick.....	2000-01	Wilson, Devin.....	2004-07
Standmire, Wryn.....	2007	Trevino, Fidel.....	1998	Weber, Kyle.....	2020-21	Wilson, Dewal.....	1996-97
Stavenhagen, Tate.....	2016	Trevino, Omery.....	2017	Webster, Jason.....	1994	Wilson, Grant.....	1997-98
Steamer, Jamaal.....	2005-10	Trojanowsky, Lane.....	2019-20	Welch, Steve.....	2008	Wilson, Kevin.....	1996-00
Steeley, Sam.....	1994	Troupe, Jeremy.....	2002	Weldon, Sam.....	2016	Wilson, Lane.....	1994
Stephens, Clint.....	2000-01	Tuiesosopo, Tanielu.....	2001-03	Wells, Jordan.....	2019-20	Wilson, Lydell.....	1996-97
Stephens, James.....	1998-99	Tunnell, Aaron.....	1996-97	Wenslow, Donald.....	2001-03	Wilson, Rondal.....	2007
Stephens, Nick.....	2010-11	Turbeville, Hunter.....	2019	West, Craig.....	1994-95	Wilson, Ronnell.....	2016-21
Sterling, Devin.....	2020	Turlington, Blake.....	2016	Wetzel, Skyler.....	2016-18	Wilson, Trampas.....	1991-94
Stermer, Charles.....	2010	Turner, Blake.....	2011	Whately, John.....	2015	Wilton, Drew.....	1994
Sterling, Corey.....	2005	Turner, Carl.....	2002-04	Whitaker, De'Jai.....	2017-18	Wingfield, Tre'.....	2001-04
Sterling, Devin.....	2021	Turner, Joel.....	1997	Whitaker, Stacey.....	2010-11	Winn, Chris.....	2003-06
Stevenson, James.....	1998	Turner, Kert.....	2003	White, Corey.....	2009-10	Woerner, Zed.....	2014-17
Stevenson, Willie.....	1998	Turner, Quanterius.....	2019	White, Dustin.....	1995	Womble, Drew.....	2004-05
Steward, Carl.....	2003-04	Turner, Trenzio.....	1997-99	Whiteacre, Dylan.....	2016	Woods, Chase.....	2017-18
Stewart, Brandon.....	2003	Turner, Tyler.....	2017-19	Whitfield, Bernard.....	2003	Wright Jr., Daniel.....	2005
Stockard, Stetson.....	2010	Turner, Xavier.....	2017-18	Whitehead, Austin.....	2020-21	Wright, Matt.....	2005
Stokes, Cole.....	2010	Turpin, David.....	1996	Whitten, Tate.....	2013-16	Wright, Nick.....	2020
Storm, Hunter.....	2005-07	Tyree, Brian.....	1994-96	Wicker, Darren.....	2012-14	Wright, Tramaine.....	2005-08
Strahan, Collin.....	2011-14	Tyree, Tim.....	1996	Wiest, Blake.....	2010-11	Wright, Tyler.....	2011-14
Strasser, Travis.....	2000	Uland, Jonathan.....	2018-20	Wilder, Petrocelli.....	1998	Wrighter, DeNarian.....	2008
Streich, Scott.....	2006-09	Umanmielen, Prince.....	2020-21	Wilkins, Kyle.....	2005	Wunsch, Michael.....	2000
Stribling, Barry.....	2015-17	Uwajeh, McNeal.....	2008-09	Williams, Alexander.....	2005-06	Wyatt, Shawn.....	2010-11
Stringfellow, Nate.....	2009	Valentine, Cordell.....	2011-12	Williams, Brooke.....	1994-95	Wyrick Jr., William.....	1998
Strong, Zach.....	2020-21	Valentine, Jason.....	1995-96	Williams, Cedric.....	2014	Yarbrough, Kamron.....	2016
Stuart, Jason.....	1996-99	Vandagriff, Donny.....	1994	Williams, Darian.....	2020	Yates, Derrion.....	2000-01
Sturns, Justin.....	2011	VanLiew, Jonathan.....	2012-13	Williams, Dondrei.....	2016	Yocom, Colin.....	1994-96
Sugarek, Chase.....	2000-02	Varnado, Chase.....	2014-17	Williams, Dorian.....	2008	Young, Brandon.....	2001-02
Sullivan, Titus.....	2019	Vaughn, Courtney.....	2011	Williams, Michael.....	1998	Zammat, John.....	1997
Sutton, Korey.....	2006	Vaughn, Rawley.....	2021	Williams, Michael.....	2001	Zepka, Jerry.....	1995
Swift, Kyle.....	2002-04	Veal, Ron.....	2002				
Swindell, Justin.....	2002	Vickers, Kevin.....	1994				
Swint III, Lofton.....	1996-98	Villa, Rufino.....	1994-95				
Tabor, Dustin.....	2003-04	Villasenor, Jesus.....	2005-06				
Taifane, Ben.....	2008-09	Vincent, Courtney.....	2008				
Tandy, Bubba.....	2013-16	Vitolo, Cole.....	2010-13				
Tanner, Wade.....	1996-00	Vondra, Dalton.....	2014-15,17				
Tate, Anthony.....	1995	Wade, Tyler.....	2008-10				
Taylor, Vincent.....	1994	Wadley, Marquis.....	2011-13				
Tennell, Jerry.....	2009	Wagner, Bubba.....	2009-10				
Thames, Jared.....	2013-14	Waits, Tyra.....	2011				
Thibodeaux, ChadWick.....	2018-21	Wall, Tyrone.....	1996-98				
Thomas, Adrian.....	2003	Wallace, Chance.....	2011-13				
Thomas, Derek.....	2000-03	Walling, Chad.....	1994				
Thomas, J.F.....	2018-21	Walrath, Jake.....	2019-21				
Thomas, Jeff.....	2016-17	Walraven, Casey.....	1997				
Thomas, O'Chea.....	2010	Walton, Sean.....	2017-21				
Thompson, Kenray.....	1999	Wammack, Clint.....	1996-98				
Thompson, Kenyin.....	2010	Ward, Damien.....	2013-14				
Thompson, Martin.....	2005-07	Ward, Jammel.....	2001				
Thompson, Ryon.....	1997	Ward, Ryan.....	2020				
Thompson, Tyrell.....	2017-18	Ware, Antwoine.....	2020-21				
Thrash, Judd.....	2001-04	Warner, John.....	1996-97				
Thurman, Cole.....	2005-06	Warren, Thomas.....	2017-18				
Tillis, Todd.....	2020-21	Washburn, Dustin.....	2005-09				



RONNELL WILSON



INDIVIDUAL RECORDS

TOTAL OFFENSE

TOTAL PLAYS

GAME:

1. 71 J.D. McMahon (QB) vs. Angelo State 10/28/67

SEASON:

1. 496 Steve Kelly 2001
 2. 487 Kevin Vickers..... 1994
 3. 485 Nick Stephens..... 2011
 4. 479 Cliff Watkins..... 2003
 5. 453 Scott Grantham..... 2009
 6. 442 Steve Kelly 1999
 7. 430 Steve Kelly 2000
 8. 402 Chad Cole..... 1997
 9. 394 Zed Woerner..... 2017
 10. 374 Zed Woerner..... 2015

CAREER:

1. 1,367 Steve Kelly 1999-01
 2. 1,342 Zed Woerner..... 2014-17
 3. 1,156 Chad Cole..... 1995-98
 4. 1,149 Scott Grantham..... 2007-09

TOTAL YARDS

GAME:

1. 543 Collin Strahan (QB) vs. Eastern NM 10/18/14
 2. 477 Kevin Vickers (QB) vs. Ouachita Baptist 09/24/94
 3. 474 Zed Woerner (QB) at A&M-Commerce..... 11/08/14

SEASON:

1. 3,567 Steve Kelly (274.4/game)..... 2001
 2. 3,533 Cliff Watkins (321.2/game)..... 2003
 3. 3,397 Ben Holmes (283.1/game)..... 2019
 4. 3,232 Kevin Vickers (323.2/game) 1994
 5. 3,160 Ben Holmes (243.1/game)..... 2018
 6. 3,046 Scott Grantham (234.3/game)..... 2009
 7. 2,943 Scott Grantham (267.5/game)..... 2007
 8. 2,872 Nick Stephens (261.1/game) 2011
 9. 2,782 Steve Kelly (252.9/game)..... 2000
 10. 2,630 Zed Woerner (219.2/game) 2017

CAREER:

1. 8,621 Steve Kelly 1999-01
 2. 8,537 Zed Woerner..... 2014-17
 3. 8,031 Scott Grantham..... 2007-09
 4. 7,026 Chad Cole..... 1995-98
 5. 5,288 J.D. McMahon..... 1966-68

RUSHING

ATTEMPTS

GAME:

1. 40 Ricky Bush (RB) vs. Lubbock Christian 11/08/80

SEASON:

1. 254 Derrick Ross 2004
 2. 249 Ricky Bush..... 1981
 3. 243 Justin McDaniel 1998
 4. 236 Derrick Ross 2005
 5. 232 Jerome Smith..... 1999
 6. 228 Xavier Turner 2018
 7. 213 Robert Simpson 1990
 8. 201 Ricky Bush..... 1980
 9. 192 Evan Robertson..... 2010
 10. 174 Lamont Randle..... 1997

CAREER:

1. 720 Ricky Bush..... 1979-82
 2. 490 Derrick Ross 2004-05
 3. 475 Roderick Smith..... 2006-09

YARDS

GAME:

1. 269 Derrick Ross (RB) vs. Western NM 09/10/05
 2. 260 Derrick Ross (RB) vs. NM Highlands..... 08/26/04
 3. 251 Jerome Regal (RB) vs. Abilene Christian 09/28/13
 4. 250 Daniel McCants (RB) at Texas A&M-Kingsville 10/26/19
 5. 225 Daniel McCants (RB) at William Jewell 11/09/19

SEASON:

1. 1,560 Derrick Ross (156.0/game) 2004
 2. 1,512 Derrick Ross (151.2/game) 2005
 3. 1,469 Xavier Turner (113.0/game)..... 2018
 4. 1,457 Daniel McCants (145.7/game)..... 2019
 5. 1,221 Ricky Bush (122.1/game) 1981
 6. 1,141 Daniel McCants (87.8/game) 2018
 7. 1,085 Lamont Randle (108.5/game) 1996
 8. 1,024 Roderick Smith (93.1/game)..... 2008
 9. 984 Ricky Bush (98.4/game)..... 1980
 10. 969 Alfred Knox (96.9/game)..... 1972

CAREER:

1. 3,389 Ricky Bush..... 1979-82
 2. 3,216 Daniel McCants..... 2015-18
 3. 3,183 Roderick Smith..... 2006-09
 4. 3,072 Derrick Ross 2004-05



INDIVIDUAL RECORDS

RUSHING (CONT.)

YARDS PER GAME

SEASON:

1.	156.0	Derrick Ross	2004
2.	151.2	Derrick Ross	2005
3.	145.7	Daniel McCants	2019
4.	122.1	Ricky Bush	1981
5.	113.0	Xavier Turner	2018
6.	112.7	Michael Simpson	2006
7.	108.5	Lamont Randle	1996
8.	98.4	Ricky Bush	1980
9.	96.9	Alfred Knox	1972
10.	93.1	Roderick Smith	2008

CAREER:

1.	153.6	Derrick Ross	2004-05
2.	94.1	Ricky Bush	1979-82

100-YARD RUSHING GAMES (BY A RB) (SINCE 1977)

CAREER:

1.	14	Roderick Smith	2006-09
2.	13	Derrick Ross	2004-05
3.	12	Ricky Bush	1979-82
4.	11	Daniel McCants	2015-18
5.	10	Xavier Turner	2017-18
	10	Gaylon Bowser	1986-87
7.	7	Joseph Sadler	2015-16
	7	Zach Henshaw	2012-15
	7	Lamont Randle	1996-97

100-YARD RUSHING GAMES (BY A QB) (SINCE 1977)

CAREER:

1.	3	Collin Strahan	2012-14
2.	2	Jimmy Herring	1990-93
3.	1	Shelby Wright	1977-80



ZACH HENSHAW

PASSING

ATTEMPTS

GAME:

1.	64	Zed Woerner at Angelo State	10/31/15
2.	60	J.D. McMahon vs Angelo State	1967
	60	Dan Garrett vs A&M-Kingsville	1970

SEASON:

1.	437	Cliff Watkins	2003
2.	429	Nick Stephens	2011
3.	416	Steve Kelly	2001
4.	398	Scott Grantham	2009
5.	381	Steve Kelly	2000
6.	371	Kevin Vickers	1994
7.	367	Chad Cole	1997
8.	339	Steve Kelly	1999
9.	336	Jake Fenske	2013
10.	333	Ben Holmes	2019

CAREER:

1.	1,136	Steve Kelly	1999-01
2.	1,085	Zed Woerner	2014-17
3.	1,039	Chad Cole	1995-98
4.	997	Scott Grantham	2007-09
5.	787	J.D. McMahon	1966-69

COMPLETIONS

GAME:

1.	41	Zed Woerner at A&M-Commerce	11/08/14
2.	40	Zed Woerner at Angelo State	10/31/15

SEASON:

1.	276	Richard Bartel	2006
2.	265	Cliff Watkins	2003
3.	249	Steve Kelly	2001
4.	242	Nick Stephens	2011
5.	220	Steve Kelly	2001
6.	205	Chad Cole	1996
7.	202	Jake Fenske	2013
8.	196	Ben Holmes	2019
9.	191	Scott Grantham	2007
10.	190	Zed Woerner	2016

CAREER:

1.	671	Zed Woerner	2014-17
2.	622	Steve Kelly	1999-01
3.	550	Scott Grantham	2007-09
4.	546	Chad Cole	1995-98
5.	389	J.D. McMahon	1966-68



INDIVIDUAL RECORDS

PASSING (CONT.)

YARDS

GAME:

1.	470	Zed Woerner vs. A&M-Commerce.....	11/08/14
2.	460	Jake Fenske vs. Angelo State.....	11/10/12
3.	451	Ben Holmes at Western New Mexico	11/16/19
4.	448	Cliff Watkins vs. Northeastern State	10/25/03
5.	435	Kevin Vickers vs. Ouachita Baptist	09/24/94

SEASON:

1.	3,547	Cliff Watkins (295.6/game)	2003
2.	3,411	Steve Kelly (262.4/game)	2001
3.	3,338	Ben Holmes (278.2/game).....	2019
4.	3,008	Kevin Vickers (300.8/game)	1994
5.	3,005	Nick Stephens (273.2/game)	2011
6.	2,985	Scott Grantham (229.6/game).....	2009
7.	2,882	Scott Grantham (262.0/game).....	2007
8.	2,675	Chad Cole (243.2/game)	1997
9.	2,638	Steve Kelly (239.8/game).....	2000
10.	2,659	Ben Holmes (204.5/game).....	2018

CAREER:

1.	8,243	Zed Woerner.....	2014-17
2.	8,203	Steve Kelly	1999-01
3.	7,860	Scott Grantham.....	2007-09
4.	7,267	Chad Cole.....	1995-98
5.	5,997	Ben Holmes	2018-19

PASSING (CONT.)

YARDS PER GAME

SEASON:

1.	300.8	Kevin Vickers.....	1994
2.	295.6	Cliff Watkins.....	2003
3.	278.2	Ben Holmes	2019
4.	273.2	Nick Stephens	2011
5.	262.4	Steve Kelly	2001

CAREER:

1.	251.5	Nick Stephens	2010-11
2.	239.9	Ben Holmes	2018-19
3.	234.4	Steve Kelly	1999-01
4.	224.8	Steven Duncan.....	2020-21
5.	224.6	Scott Grantham.....	2007-09

COMPLETION PERCENTAGE

GAME (Min. 20 attempts):

1.	83.3	Steve Kelly vs. Abilene Christian (20-24).....	10/20/01
----	------	--	----------

SEASON (Min. 150 attempts):

1.	66.2	Jake Fenske (102-154)	2012
2.	63.3	Chase Sugarek (176-278)	2002
3.	62.7	Aaron Doyle (153-244)	2012
4.	62.5	Zed Woerner (198-317)	2015
5.	62.5	Steven Duncan (188-301)	2021
6.	61.3	Collin Strahan (130-212).....	2014
7.	60.6	Cliff Watkins (265-437)	2003
8.	60.5	Richard Bartel (153-253).....	2005
9.	60.4	Scott Grantham (191-316)	2007
10.	60.1	Jake Fenske (202-336)	2013

CAREER (Min. 250 attempts):

1.	63.9	Chase Sugarek (191-299)	2000-02
2.	61.8	Zed Woerner (671-1085)	2014-17
3.	61.2	Steven Duncan (315-515)	2020-21
4.	60.2	Cliff Watkins (281-467)	2002-03
5.	60.0	Jake Fenske (304-490)	2008-13

300-YARD PASSING GAMES (SINCE 1978)

CAREER:

1.	22	Steve Kelly	1999-01
2.	20	Chad Cole.....	1995-98
	20	Scott Grantham.....	2007-09
4.	12	Zed Woerner.....	2014-17
5.	10	Cliff Watkins.....	2002-03
6.	9	Kevin Vickers.....	1994



BEN HOLMES



INDIVIDUAL RECORDS

TARLETON TEXAN FOOTBALL

PASSING (CONT.)

TOUCHDOWN PASSES

GAME:

1. 7 Kevin Vickers vs. SW Kansas 1994

SEASON:

1. 34 Ben Holmes 2019
 2. 29 Cliff Watkins 2003
 3. 28 Ben Holmes 2018
 4. 27 Steve Kelly 2001
 5. 24 Zed Woerner 2016
 24 Kevin Vickers 1994
 24 Scott Grantham 2007
 8. 22 Zed Woerner 2017
 9. 20 Zed Woerner 2015
 20 Jake Fenske 2013
 20 Nick Stephens 2011
 20 Eric Lugo 1990
 13. 19 Steven Duncan 2021
 19 Scott Grantham 2009
 15. 18 Steve Kelly 2000

CAREER:

1. 72 Zed Woerner 2014-17
 2. 62 Ben Holmes 2018-19
 3. 57 Scott Grantham 2007-09
 4. 51 Steve Kelly 1999-01
 5. 45 Chad Cole 1995-98

INTERCEPTIONS THROWN

GAME:

1. 7 J.D. McMahon vs. Sam Houston State 1968

SEASON:

1. 21 J.D. McMahon 1968
 2. 18 Kevin Vickers 1994
 3. 16 Chad Cole 1997
 4. 15 Greg Edwards 1979
 15 Shelby Wright 1980
 15 Kevin Petty 1983
 7. 12 Scott Grantham 2009
 12 Nick Stephens 2010
 12 Scott Grantham 2007
 10. 11 Multiple Players

CAREER:

1. 52 J.D. McMahon 1966-68

RECEIVING

RECEPTIONS

GAME:

1. 16 Ryland Bailey vs. WTAMU 10/29/94
 2. 15 Harlan Wunsch vs. Ark. Tech. 1967
 15 Alester Givens vs. MSU 11/03/01
 15 Le'Nard Meyers at A&M-Commerce 11/08/15

SEASON:

1. 75 Le'Nard Meyers 2015
 2. 70 Devin Guinn 2010
 3. 69 Will Moody 2003
 4. 68 Zimari Manning 2019
 5. 65 Le'Nard Meyers 2014
 6. 64 Harlan Wunsch 1968
 7. 61 Chris Chambers 2000
 61 Will Moody 2002
 9. 60 Ryland Bailey 1994
 10. 59 Jeremy Madkins 2003

CAREER:

1. 209 Clifton Rhodes III 2011-14
 2. 202 Le'Nard Meyers 2012-15
 3. 188 Harlan Wunsch 1967-69



LE'NARD MEYERS



INDIVIDUAL RECORDS

RECEIVING (CONT.)

RECEIVING YARDS

GAME:

1.	257	Zimari Manning at UT Permian Basin	09/28/19
2.	234	Colin Yocom vs. Ouachita Baptist	09/24/94
3.	229	Will Moody vs. So. Arkansas.....	09/04/03
4.	227	Ryland Bailey vs. WTAMU	10/29/94
5.	215	Jeken Frye vs. Northeastern St.	09/02/10

SEASON:

1.	1,462	Zimari Manning (121.8/game).....	2019
2.	1,140	Will Moody (95.0/game).....	2003
3.	1,049	Jahmeel Hobson (80.5/game).....	2009
4.	1,039	Devin Guinn (94.5/game)	2007
5.	1,034	Le’Nard Meyers (103.4/game).....	2015
6.	1,019	Devin Guinn (78.4/game)	2009
7.	996	Ryland Bailey (99.6/game).....	1994
8.	954	Colin Yocom (95.4/game)	1994
9.	952	Jeremy Madkins (86.5/game)	2003
10.	950	Harlan Wunsch (105.5/game).....	1968

CAREER:

1.	2,757	Clifton Rhodes III	2011-14
2.	2,613	Devin Guinn	2006-09
3.	2,582	Harlan Wunsch	1967-69
4.	2,580	Le’Nard Meyers	2012-15
5.	2,566	Will Moody	2000-03

YARDS PER GAME

SEASON:

1.	121.8	Zimari Manning	2019
2.	105.5	Harlan Wunsch	1968
3.	103.4	Le’Nard Meyers	2015
4.	99.6	Ryland Bailey	1994
5.	95.4	Colin Yocom	1994
6.	95.0	Will Moody	2003
7.	94.5	Devin Guinn	2007
8.	87.7	Tariq Bitson.....	2020
9.	86.5	Jeremy Madkins.....	2003
10.	83.0	Bubba Tandy	2014

CAREER:

1.	100.4	Zimari Manning	2018-19
2.	95.6	Harlan Wunsch	1967-69

RECEIVING (CONT.)

TOUCHDOWN RECEPTIONS

GAME:

1.	4	Dustin Pleasant vs. Midwestern State	10/14/06
	4	Le’Nard Meyers at Eastern NM.....	10/18/14

SEASON:

1.	22	Zimari Manning	2019
2.	15	Le’Nard Meyers	2015
3.	12	Ryland Bailey	1994
	12	Devin Guinn	2007
	12	Zimari Manning	2018
6.	10	Damien Jackson	2001
	10	Will Moody	2003
	10	Jeremy Madkins.....	2006
	10	Del’Michael High	2016
10.	8	Pat Bollow.....	1966
	8	Bobby Sutton	1990
	8	Dustin Pleasant.....	2006
	8	Devin Guinn	2009
	8	Le’Nard Meyers	2014
	8	Del’Michael High	2017

CAREER:

1.	34	Zimari Manning	2018-19
2.	27	Le’Nard Meyers	2012-15
3.	26	Devin Guinn	2006-09
4.	25	Jeremy Madkins.....	2003-06
5.	20	Will Moody	2000-03

100-YARD RECEIVING GAMES (SINCE 1978)

CAREER:

1.	12	Zimari Manning	2018-19
2.	10	Le’Nard Meyers	2012-15
	10	Devin Guinn	2006-09
4.	9	Clifton Rhodes III	2011-14
5.	8	Jeff Thomas.....	2016-17
6.	7	Will Moody	2000-03
	7	Bubba Tandy.....	2013-16
8.	6	Colin Yocom	1994
	6	Jeremy Madkins.....	2003-06
	6	Jeken Frye.....	2011-13
11.	5	Loften Swint.....	1995-98
	5	Bobby Sutton	1989-90
	5	Jahmeel Hobson	2009
	5	Del’Michael High	2017
	5	Tariq Bitson	2021



INDIVIDUAL RECORDS

SCORING

POINTS

GAME:

1.	24	Gaylon Bowser (RB) vs. Austin College	10/24/87
	24	Derrick Ross (RB) vs. Northeastern State	10/23/04
	24	Dustin Pleasant (WR) vs. Midwestern St	10/14/06
	24	Le’Nard Meyers (WR) at Eastern NM	10/18/14
	24	Joseph Sadler (RB) vs. Okla. Panhandle	10/24/15
	24	Xavier Turner (RB) vs. A&M-Kingsville	10/20/18

SEASON:

1.	134	Derrick Ross (RB)	2004
2.	132	Zimari Manning (WR)	2019
	132	Xavier Turner (RB)	2018
4.	104	Joanly Martinez (K)	2018
5.	94	J.W. Boren (K)	2001
6.	92	Le’Nard Meyers (WR)	2015
	92	Blake Barnes (K)	2012
8.	90	Roderick Smith (RB)	2008
	90	J.W. Boren (K)	2002
	90	Gaylon Bowser (RB)	1987

CAREER:

1.	320	Blake Barnes (K)	2012-15
2.	313	J.W. Boren (K)	1999-02
3.	218	Derrick Ross (RB)	2004-05

SCORING (CONT.)

TOUCHDOWNS [NON-PASSING]

QUARTER:

1.	3	Zimari Manning (WR) at UT Permian Basin	09/28/19
	3	Pat Ballow (WR) vs. Sam Houston St.	10/01/66

GAME:

1.	4	Gaylon Bowser (RB) vs. Austin College	10/24/87
	4	Steve Kelly (QB) vs. Eastern N.M.	10/13/01
	4	Derrick Ross (RB) vs. Northeastern St.	10/23/04
	4	Dustin Pleasant (WR) vs. Midwestern St	10/14/06
	4	Le’Nard Meyers (WR) at Eastern NM	10/18/14
	4	Joseph Sadler (RB) vs. Okla. Panhandle	10/24/15
	4	Xavier Turner (RB) vs. A&M-Kingsville	10/20/18

SEASON:

1.	22	Zimari Manning (WR)	2019
	22	Derrick Ross (RB)	2004
	22	Xavier Turner (RB)	2018
3.	15	Le’Nard Meyers (WR)	2015
	15	Roderick Smith (RB)	2008
	15	Gaylon Bowser (RB)	1987

CAREER:

1.	40	Roderick Smith (RB)	2007-10
2.	39	Derrick Ross (RB)	2004-05



ZIMARI MANNING



INDIVIDUAL RECORDS

KICKING

KICKING (CONT.)

FGS ATTEMPTED

PATS ATTEMPTED

GAME:

1.	6	J.W. Boren vs. Abilene Christian (5-6)	10/21/00
----	---	--	----------

SEASON:

1.	25	J.W. Boren (made 17).....	2002
2.	21	Gale Grant (made 8)	1978
3.	20	J.W. Boren (made 16).....	2000
	20	Blake Barnes (made 12).....	2013
	20	Blake Barnes (made 18).....	2012
5.	19	J.W. Boren (made 12).....	1999
	19	J.W. Boren (made 14).....	2001
7.	18	Bryan Jones (made 9)	1997
	18	Jamie Guin (made 15).....	2003
	18	Paul Williams (made 14).....	2006
	18	Garrett Lindholm (made 15).....	2009

CAREER:

1.	83	J.W. Boren (made 59).....	1999-02
2.	67	Blake Barnes (made 48).....	2012-15
3.	47	Paul Williams (made 40).....	2004-06

GAME:

1.	12	Blake Barnes vs Okla. Panhandle (made 12).....	10/24/15
2.	11	Blake Barnes vs A&M-Kingsville (made 11)	10/11/14
3.	9	Christian Hernandez vs Midwestern State (made 9)	11/02/19

SEASON:

1.	74	Joanly Martinez (made 65).....	2018
2.	70	Christian Hernandez (made 63).....	2019
3.	57	J.W. Boren (made 52).....	2001
4.	56	Blake Barnes (made 55).....	2014
5.	48	Jamie Guin (made 43).....	2003
6.	46	Blake Barnes (made 45).....	2015
7.	45	Garrett Lindholm (made 43).....	2009
8.	43	J.W. Boren (made 39).....	2002
	43	Garrett Lindholm (made 43).....	2008
10.	41	Stephen Arnold (made 41)	2007

CAREER:

1.	179	Blake Barnes (made 176).....	2012-15
2.	148	J.W. Boren (made 136).....	1999-02
3.	101	Christian Hernandez (made 93).....	2018-20

FGS MADE

PATS MADE

GAME:

1.	5	Trampas Wilson vs. East Central (att. 5)	09/04/93
	5	J.W. Boren vs. Abilene Christian (att. 6)	10/21/00
	5	Blake Barnes vs. A&M-Commerce (att. 5)	10/13/12

SEASON:

1.	18	Blake Barnes (att. 20).....	2012
	18	Paul Williams (att. 18).....	2005
3.	17	J.W. Boren (att. 25).....	2002
4.	16	J.W. Boren (att. 20).....	2000
5.	15	Garrett Lindholm (att. 18).....	2009
6.	14	J.W. Boren (att. 19).....	2001
	14	Paul Williams (att. 18).....	2006
8.	13	Joanly Martinez (att. 13).....	2018

CAREER:

1.	59	J.W. Boren (att. 83).....	1999-02
3.	48	Blake Barnes (att. 67).....	2012-15
2.	40	Paul Williams (att. 47).....	2004-06

GAME:

1.	12	Blake Barnes vs Okla. Panhandle (made 12).....	10/24/15
2.	11	Blake Barnes vs A&M-Kingsville (att. 11)	10/11/14
3.	9	Christian Hernandez vs Midwestern State (made 9)	11/02/19

SEASON:

1.	65	Joanly Martinez (att. 74).....	2018
2.	63	Christian Hernandez (att. 70).....	2019
3.	55	Blake Barnes (att. 56).....	2014
4.	52	J.W. Boren (att. 57).....	2001
5.	48	Jamie Guin (att. 48)	2003
6.	45	Blake Barnes (att. 46).....	2015
7.	43	Garrett Lindholm (att. 45).....	2009
8.	42	Garrett Lindholm (att. 43).....	2008
9.	41	Stephen Arnold (att. 41)	2007
10.	39	J.W. Boren (att. 43).....	2002

CAREER:

1.	176	Blake Barnes (att. 179).....	2012-15
2.	136	J.W. Boren (att. 148).....	1999-02
3.	93	Christian Hernandez (att. 101).....	2018-20

CONSECUTIVE FGS MADE

1.	26	Paul Williams	10/16/04 – 9/2/06
----	----	---------------------	-------------------



INDIVIDUAL RECORDS

PUNTING

PUNTS

GAME:

1.	12	Gale Grant at Sul Ross (523 yds).....	09/16/78
	12	Andy Bell vs. McMurry (340 yds).....	09/19/81

SEASON:

1.	78	Gale Grant (2,975 yds).....	1978
2.	75	Ronnie Heller (2,855 yds).....	1980
3.	71	Kyle Hopf (2,795 yds).....	2009
4.	69	Brad Couch (2,363 yds).....	1995
5.	67	Ron Reid (2,801 yds).....	2017
6.	64	Scott Smith (2,575 yds).....	1985
7.	63	Kyle Allred (2,288 yds).....	1991
	63	Brad Couch (2,132 yds).....	1997
9.	61	Scott Smith (2,370 yds).....	1984
10.	60	Paul Williams (2,251 yds).....	2004

CAREER:

1.	240	Scott Smith (9,460 yds).....	1983-86
2.	211	Brad Couch (7,473 yds).....	1994-98
3.	188	Ron Reid (7,573 yds).....	2014-18
4.	169	Kyle Allred (6,319 yds).....	1991-93
5.	157	Todd Sells (6,222 yds).....	1987-89

YARDS

GAME:

1.	523	Gale Grant at Sul Ross (att. 12).....	09/16/78
----	-----	---------------------------------------	----------

SEASON:

1.	2,975	Gale Grant (att. 78).....	1978
2.	2,885	Ronnie Heller (att. 75).....	1980
3.	2,801	Ron Reid (att. 67).....	2017
4.	2,795	Kyle Hopf (att. 71).....	2009
5.	2,575	Scott Smith (att. 64).....	1985
6.	2,574	Todd Sells (att.65).....	1989
7.	2,370	Scott Smith (att. 61).....	1984
8.	2,363	Brad Couch (att. 69).....	1995
9.	2,288	Kyle Allred (att. 63).....	1991
10.	2,274	Ron Reid (att. 54).....	2018

CAREER:

1.	9,460	Scott Smith (att. 240).....	1983-86
2.	7,573	Ron Reid (att. 188).....	2014-18
3.	7,473	Brad Couch (att. 211).....	1994-98
4.	6,319	Kyle Allred (att. 169).....	1991-93
5.	6,222	Todd Sells (att. 157).....	1987-89

PUNTING (CONT.)

AVERAGE

SEASON:

1.	42.6	Jake Walrath (50-2,129).....	2021
2.	42.1	Ron Reid (54-2,274).....	2018
3.	42.0	Todd Sells (43-1,809).....	1988
4.	41.8	Isaac Arellano (38-1,587).....	2012
	41.8	Ron Reid (67-2,801).....	2017
6.	41.7	Isaac Arellano (38-1,585).....	2015
7.	40.5	J.R. Fullen (34-1,377).....	2019
	40.5	Scott Smith (48-1,946).....	1986
9.	40.4	Kyle Hopf (38-1,534).....	2007
10.	40.2	Harland Wunsch (64-2576).....	1968
	40.2	Scott Smith (64-2,575).....	1985

CAREER:

1.	41.4	Isaac Arrellano (122-5,056).....	2012-15
2.	40.3	Ron Reid (188-7,573).....	2014-18
3.	39.7	Kyle Hopff (147-5,839).....	2007-09
4.	39.6	Todd Sells (157-6,222).....	1987-89



JAKE WALRATH



INDIVIDUAL RECORDS

PUNT RETURNS

YARDS RETURNED

GAME:

1.	117	Sam Scott vs. Trinity (att. 4)	11/03/79
----	-----	--------------------------------------	----------

SEASON:

1.	340	Nathan Robinson (att. 24)	2007
2.	328	Desmond Jackson (att. 24).....	2013
3.	290	Devon Dorris (att. 26)	1998
4.	282	Aaron Lucas (att. 32).....	1999
5.	267	Treco Gibson (att. 20).....	2005
6.	237	Lonnie Jones (att. 15)	1999
7.	234	Aaron Lucas (att. 27).....	2002
8.	229	Sam Scott (att. 14)	1979
9.	222	Aaron Lucas (att. 29).....	2000
10.	209	Mike Lanzaalaco (att. 20).....	1981

CAREER:

1.	858	Aaron Lucas (att. 111).....	1999-02
2.	550	Bobby Sutton (att. 71)	1988-90
3.	415	Devin Dorris (att. 44)	1997-98
4.	412	Desmond Jackson (att. 35).....	2011-13
5.	378	Devin Guinn (att. 40)	2006-09

KICKOFF RETURNS

YARDS RETURNED

GAME:

1.	195	Ricky Bush vs. Austin College (att. 5)	10/13/94
----	-----	--	----------

SEASON:

1.	730	Mike Schuelke.....	1973
2.	671	Daniel McCants.....	2017
3.	623	Bobby Sutton	1988
4.	620	Chad Martinka	1993
5.	598	Travis Evans.....	2008
6.	584	Olan Coleman	2001
7.	570	Robert "Boo" Jones	1986
8.	562	Evan Robertson.....	2009
9.	556	Alester Givens.....	2000
10.	528	Chad Martinka.....	1995

CAREER:

1.	1,607	Chad Martinka (att. 66)	1992-96
2.	1,593	Daniel McCants (att. 60)	2015-19
3.	1,073	Travis Evans (att. 38)	2013-16
4.	914	Doug Orebaugh (att. 44).....	1968-69

PUNT RETURNS

GAME:

1.	9	Aaron Lucas (66 yds.).....	1999
----	---	----------------------------	------

SEASON:

1.	32	Aaron Lucas (282 yds).....	1999
2.	31	Ryland Bailey (198 yds).....	1994
3.	30	Bobby Sutton (244 yds)	1988
4.	29	Aaron Lucas (222 yds).....	2000
5.	27	Aaron Lucas (234 yds).....	2002
6.	26	Ryland Bailey (172 yds).....	1993
	26	Devon Dorris (290 yds)	1998
8.	25	Bobby Sutton (158 yds)	1990
	25	Devin Guinn (260 yds)	2009
10.	24	Nathan Robinson (340 yds)	2007
	24	Desmond Jackson (328 yds).....	2013

CAREER:

1.	111	Aaron Lucas (858 yds).....	1999-02
2.	71	Bobby Sutton (550 yds)	1988-90
3.	44	Devin Dorris (415 yds)	1997-98
4.	40	Devin Guinn (378 yds)	2006-09

KICK RETURNS

GAME:

1.	7	Bobby Sutton vs. Austin College	11/12/88
	7	Alester Givens vs. Angelo State	10/28/00

SEASON:

1.	29	Alester Givens (556 yds).....	2000
2.	27	Bobby Sutton (623 yds)	1988
3.	25	Chad Martinka (620 yds)	1993
	25	Olan Coleman (584 yds)	2001
	25	Daniel McCants (671 yds)	2017
6.	24	Daniel McCants (487 yds).....	2015
	24	Ryland Bailey (417 yds).....	1992
8.	23	Jeffrey Hess (491 yds)	1993
	23	Travis Evans (598 yds)	2008
10.	22	Chad Martinka (528 yds)	1995
	22	Evan Robertson (562 yds)	2009
	22	Taylor Massey (424 yds)	2016

CAREER:

1.	68	Daniel McCants (1,593 yds).....	2015-19
2.	66	Chad Martinka (1,607 yds)	1992-96
3.	44	Doug Orebaugh (914 yds).....	1968-69
4.	40	Olan Coleman (845 yds)	2001-02
5.	38	Travis Evans (1,073 yds).....	2007-08

INDIVIDUAL RECORDS

DEFENSE

INTERCEPTIONS

GAME:

1.	3	Craig Wright vs. Sul Ross State.....	10/16/82
	3	Michael Dube at East Central	09/01/90
	3	Chad Martinka vs. WTAMU.....	10/12/96
	3	Charles Moore at McMurry	10/25/14

SEASON:

1.	8	Walter Moeglin.....	1966
	8	Craig Wright.....	1982
3.	7	Lance Trinke	1982
	7	Kevin Pope.....	1984
	7	Dashaun Phillips	2011
6.	6	Michael Dube	1990
	6	Devin Hafford.....	2021

CAREER:

1.	14	Lance Trinke	1979-82
	14	Michael Dube	1989-92
3.	12	Dashaun Phillips	2010-13
	12	Devin Hafford.....	2016-21

TOTAL TACKLES

GAME:

1.	28	Tally Neal vs. A&M-Kingsville.....	11/01/75
----	----	------------------------------------	----------

SEASON:

1.	170	Tally Neal (in 10 games).....	1978
2.	166	Tally Neal (in 9 games).....	1976
3.	165	Tally Neal (in 11 games).....	1975
4.	138	Clint Jentsch (in 10 games).....	1993
5.	128	Eddie Stiggers (in 10 games).....	1984
6.	127	Larry Fowler (in 10 games)	1982
7.	126	Marquis Wadley (in 10 games)	2013
8.	122	Basil Jackson (in 10 games).....	2017
9.	119	Marquis Wadley (in 11 games).....	2011
10.	117	Cody Burtscher (in 11 games).....	2016

CAREER:

1.	613	Tally Neal (LB)	1975-78
2.	348	Ronnell Wilson (LB).....	2016-21
2.	339	Robert Ivey (LB)	1985-88
3.	328	Marquis Wadley (LB)	2011-13
4.	314	Lary Fowler (LB)	1979-82
5.	310	Dusty Baker (LB)	1988-91
7.	289	Clint Jentsch (LB)	1990-93
8.	278	Dennis Estelle (DB)	1981-84
9.	268	Eddy Stiggers (LB)	1982-84
10.	256	Tony Tuck (LB)	1976-79

DEFENSE (CONT.)

TACKLES FOR LOSS (SINCE 1981)

SEASON:

1.	34.0	Jeffrey Smith.....	1998
2.	29.5	Bill Ensey.....	1998
3.	29.0	Eddie Washington.....	1990
4.	27.5	Kevin Mohr	2002
	27.5	Jimmy Barnett.....	2001
6.	27.0	Stephen Moseley.....	1994
7.	27.0	Terry Gambill	1982
8.	25.5	B.J. Jefferson	2019
9.	24.5	Derek Thomas.....	2002
10.	24.0	Terry Gambill	1981

CAREER:

1.	77.5	Jimmy Barnett.....	2000-03
2.	65.0	Derek Thomas.....	2000-03

QB SACKS

GAME:

1.	6	Jeff Edwards vs. Howard Payne	1987
----	---	-------------------------------------	------

SEASON:

1.	23	Eddie Washington.....	1990
2.	19	Terry Gambill	1982
3.	13	Steve Watson.....	1981
	13	Terry Gambill	1981
	13	Eddie Washington.....	1991
6.	12.5	Jeffrey Smith.....	1998
7.	12	Steve Kennedy	1981
	12	Stephen Moseley.....	1994
9.	11.5	Aaron Hamilton	1995
10.	11	Jeffrey Edwards.....	1987

CAREER:

1.	36	Eddie Washington.....	1990-91
----	----	-----------------------	---------

BLOCKED KICKS

SEASON:

1.	5	Steven Sikes (in 10 games).....	1992
2.	4	Steven Sikes (in 10 games).....	1994
3.	3	Mark Nelson (in 10 games).....	1979
	3	Kerry Modawell (in 10 games).....	1987
	3	Damien Jackson (in 13 games).....	2001

CAREER:

1.	14	Steven Sikes (in 40 games).....	1991-1994
----	----	---------------------------------	-----------



ALL-TIME TEAM RECORDS

TOTAL OFFENSE

TOTAL PLAYS

GAME:

1.	106	at Delta State	10/19/13
----	-----	----------------------	----------

SEASON:

1.	977	2018
2.	901	1991
	901	2001
	901	2003
5.	857	2009
6.	841	2019
7.	835	1989
8.	811	2013
	811	2014
10.	800	2012

RUSHING

ATTEMPTS

GAME:

1.	74	vs. Austin College	09/09/78
----	----	--------------------------	----------

SEASON:

1.	690	2018
2.	549	1991
3.	547	1989
4.	500	2019
5.	493	1979
6.	484	2004
7.	477	1987
8.	462	2001
9.	461	1988
10.	452	1999

PASSING

PASSING ATTEMPTS

GAME:

1.	66	at Delta State	10/19/13
----	----	----------------------	----------

SEASON:

1.	482	2003
2.	463	1969
3.	462	2011
4.	449	2013
5.	439	2001
6.	430	1994
7.	417	2009
8.	405	2015
9.	399	2012
10.	390	2000
	390	2014

TOTAL YARDS

GAME:

1.	682	at William Jewell	11/09/19
----	-----	-------------------------	----------

SEASON:

1.	6,709	2018
2.	6,380	2019
3.	5,659	2003
4.	5,432	2001
5.	5,228	2014
6.	5,021	2009
7.	4,708	2013
8.	4,634	1990
9.	4,625	2012
10.	4,571	2021

RUSHING YARDS

GAME:

1.	406	vs. NM Highlands	08/26/04
----	-----	------------------------	----------

SEASON:

1.	4,031	2018
2.	2,976	2019
3.	2,361	1989
4.	2,220	2014
5.	2,190	2004
6.	2,182	1986
7.	2,153	1987
8.	2,059	2008
9.	2,010	1991
10.	1,956	2005

PASSING YARDS

GAME:

1.	475	vs. Ouachita Baptist	09/24/94
----	-----	----------------------------	----------

SEASON:

1.	3,996	2003
2.	3,659	2001
3.	3,424	1994
4.	3,404	2019
5.	3,197	2011
6.	3,161	2013
7.	3,158	2009
8.	3,043	2007
9.	3,008	2014
10.	2,882	2016

FIRST DOWNS

GAME:

1.	43	vs. A&M-Kingsville	2014
(24 rushing; 14 passing; 5 penalty)			

SEASON:

1.	300	2018
2.	292	2014
3.	283	2003
4.	279	2019
5.	278	2001
6.	258	2012
7.	253	1991
8.	250	2013
9.	248	2015
10.	243	2007



DEON SHEPPARD

PASSING YARDS PER GAME

SEASON:

1.	342.4	1994
2.	333.0	2003
3.	316.1	2013
4.	300.8	2014
5.	290.6	2011
6.	286.4	2012
7.	283.7	2019
8.	281.5	2001
9.	276.6	2007
10.	275.0	2015



ALL-TIME TEAM RECORDS

TARLETON TEXAN FOOTBALL

PASSING (CONT.)

COMPLETIONS

GAME:

1. 48 at Delta State 10/19/13

SEASON:

1. 290 2003
 2. 267 2013
 3. 264 2001
 4. 258 2011
 5. 255 2012
 6. 253 2015
 7. 245 2014
 8. 225 2000
 9. 224 2017
 10. 216 2016

SCORING

POINTS

GAME:

1. 84 vs. OPSU (W, 84-47) 10/24/15

SEASON:

1. 585 2018
 2. 540 2019
 3. 478 2001
 4. 437 2014
 5. 409 2007
 6. 406 2009
 7. 403 2003
 8. 402 2002
 9. 381 2015
 10. 362 2011

KICKING

FIELD GOALS ATTEMPTED

GAME:

1. 6 vs. Abilene Christian..... 10/21/00

SEASON:

1. 25 2002
 2. 23 2011
 3. 22 1997
 22 2005
 22 2007
 22 2012
 7. 20 1999
 20 2000
 20 2009
 20 2013

COMPLETION PERCENTAGE

SEASON:

1. 63.9 2012
 2. 62.8 2014
 3. 62.5 2015
 4. 62.3 2002
 5. 60.5 2021
 6. 60.2 2007
 60.2 2003
 8. 60.1 2001
 9. 59.5 2013
 10. 58.9 2005
 58.9 2017

BOTH TEAMS:

1. 133 vs. ACU (L, 63-70) 10/27/07
 2. 131 vs. OPSU (W, 84-47) 10/24/15

MARGIN OF VICTORY:

1. 66 vs TAMUK (W, 80-14)..... 10/11/14
 2. 62 vs. SWAGU (W, 62-0)..... 08/29/02

FIELD GOALS MADE

GAME:

1. 5 vs. East Central..... 09/04/93
 5 vs. Abilene Christian..... 10/21/00
 5 vs. A&M-Commerce 10/13/12

SEASON:

1. 20 2005
 2. 18 2012
 3. 17 2002
 17 2005
 5. 16 2000
 16 2009
 7. 15 2007
 15 2011
 9. 14 2001

TOUCHDOWNS

SEASON:

1. 34 2019
 2. 32 2003
 3. 31 2001
 4. 28 2018
 5. 27 2015
 27 1994
 7. 26 2016
 8. 25 2013
 25 2007
 10. 23 1991
 23 2017
 12. 22 2014
 13. 21 2011
 21 2012
 15. 20 2021

TOUCHDOWNS

GAME:

1. 12 vs Okla. Panhandle..... 10/24/15
 2. 11 vs. A&M-Kingsville 10/11/14
 3. 10 vs. Prairie View..... 11/05/94

SEASON:

1. 79 2018
 2. 73 2019
 3. 63 2001
 4. 58 2014
 5. 54 2003
 6. 52 2007
 7. 51 2015
 51 1994
 51 2009
 10. 49 2002



GARRETT LINDHOLM



ALL-TIME TEAM RECORDS

KICKING (CONT.)

PAT'S ATTEMPTED

GAME:

1.	12	vs Okla. Panhandle.....	10/24/15
----	----	-------------------------	----------

SEASON:

1.	77	2018
2.	72	2019
3.	57	2001
	57	2014
5.	52	2007
6.	48	2003
7.	46	2015
8.	45	2011
9.	43	Four times

PAT'S MADE

GAME:

1.	12	vs. Okla. Panhandle.....	10/24/15
2.	11	vs. A&M-Kingsville	10/11/14
3.	9	vs. Midwestern State	11/2/19

SEASON:

1.	68	2018
2.	64	2019
3.	55	2014
4.	52	2001
5.	50	2007
6.	46	2009
7.	45	2015
8.	43	2003
	43	2011
10.	42	2008

PUNTING

PUNTS

GAME:

1.	12	vs. Eastern NM (469 yds)	10/15/94
----	----	--------------------------------	----------

SEASON:

1.	84	1998
2.	75	1980
3.	74	2009
4.	72	1995
5.	70	1981
6.	69	1979
7.	67	2017
8.	65	1999
9.	64	1985
	64	1991

YARDS

GAME:

1.	469	vs. Eastern N.M. (12 att.)	10/15/94
----	-----	----------------------------------	----------

SEASON:

1.	2,855	1980
2.	2,814	1998
3.	2,812	2009
4.	2,801	2017
5.	2,575	1985
6.	2,574	1989
7.	2,483	2018
8.	2,481	2007
9.	2,439	1979
10.	2,419	1981

RETURNS

PUNT RETURN YARDS

GAME:

1.	125	vs. Southern Arkansas.....	09/04/03
----	-----	----------------------------	----------

SEASON:

1.	464	1979
2.	405	2002
3.	370	2005
4.	366	2007
5.	337	2013
	337	2014
7.	298	2003
8.	294	1999
9.	290	1998
10.	289	2018

KICKOFF RETURN YARDS

GAME:

1.	227	at Midwestern State.....	09/26/15
2.	201	vs. West Texas A&M	10/09/10

SEASON:

1.	1,312	1995
2.	1,300	2015
3.	1,244	1993
4.	1,168	2010
5.	1,138	2011
6.	1,112	2007
7.	935	2008
8.	903	2009
9.	879	2017
10.	814	2001

PENALTIES

AVERAGE

GAME:

1.	62.0	vs. WNMU (2-124 yds)	11/10/18
----	------	----------------------------	----------

SEASON:

1.	42.6	2021
2.	41.8	2017
3.	41.7	2015
4.	41.0	1988
5.	40.9	1986
6.	40.5	1986
7.	40.4	2007
8.	40.3	2019
9.	40.2	1985
	40.2	2002

MOST PENALTIES

GAME:

1.	18	vs. Sul Ross State	1990
----	----	--------------------------	------

SEASON:

1.	117 (1,131 yds in 13 games)	2018
2.	110 (1,024 yds in 12 games)	2019
3.	104 (1,006 yds in 11 games)	2011
4.	97 (857 yds in 10 games)	1994
5.	90 (852 yds in 11 games)	1984



RON REID



ALL-TIME TEAM RECORDS

TARLETON TEXAN FOOTBALL

TOTAL DEFENSE

FEWEST TOTAL YARDS ALLOWED

GAME:

1. (-)38 vs. Baptist Christian..... 09/14/74

SEASON:

1. 988 1978
 2. 2,101 1982
 3. 2,356 1979
 4. 2,437 2020
 5. 2,445 1988
 6. 2,474 1983
 7. 2,503 1981
 8. 2,608 1980
 9. 2,771 1984
 10. 2,983 2008

FEWEST POINTS ALLOWED

PER GAME:

1. 4.4 1978

SEASON:

1. 40 1978
 2. 123 1988
 3. 130 1982
 4. 136 1984
 5. 149 1979
 6. 150 1987
 7. 154 2020
 8. 156 1983
 9. 162 1991
 10. 171 1986

MOST POINTS ALLOWED

GAME:

1. 70 vs. ACU (L, 63-70)..... 10/27/07

SEASON:

1. 490 (10 games) 2015
 2. 425 (11 games) 1995

BLOCKED PUNTS

SEASON:

1. 8 (13 games) 2001

TOTAL DEFENSE (CONT.)

MOST YARDS ALLOWED IN A GAME

BY RUSH:

1. 466 vs. Sam Huston State..... 1974

BY PASS:

1. 473 vs. West Texas A&M 1994

TOTAL:

1. 684 at Angelo State..... 10/31/15

MOST YARDS ALLOWED

SEASON:

1. 5,596 2015
 2. 5,398 2017
 3. 4,826 2016
 4. 4,533 2011
 5. 4,485 2014
 6. 4,477 2009
 7. 4,419 2013
 8. 4,403 1997
 9. 4,230 2010
 10. 4,204 2001

RUSHING DEFENSE

FEWEST YARDS ALLOWED

GAME:

1. (-)75 vs. West Texas A&M 10/31/92

SEASON:

1. 158 1978
 2. 705 1982
 3. 950 1988
 4. 1,065 2005
 5. 1,135 2020
 6. 1,137 1983
 1,137 1981
 8. 1,184 1991
 9. 1,194 1987
 10. 1,232 1979

PASSING DEFENSE

FEWEST YARDS ALLOWED

GAME:

1. 19 SWAGU..... 08/29/02

SEASON:

1. 830 1978
 2. 1,124 1979
 3. 1,141 1980
 4. 1,264 1991
 5. 1,302 2020
 6. 1,337 1983
 7. 1,366 1981
 8. 1,369 1982
 9. 1,462 1984
 10. 1,492 1989

INTERCEPTIONS

INTERCEPTIONS BY TARLETON

GAME:

1. 7 vs. West Texas A&M 10/06/01
 2. 6 vs. Sul Ross State..... 10/06/84

SEASON:

1. 23 1987
 2. 22 1984
 22 1982
 22 1981
 22 1979
 6. 20 2009
 20 2001
 18 1991
 18 1986
 10. 17 1989

SACKS

TOTAL SACKS

SEASON:

1. 59 1981
 2. 55 1991
 3. 44 1986
 4. 40 1991
 5. 39 1992
 6. 38 2019
 38 1998
 38 1982
 9. 37 1979
 10. 36 1985
 36 2016



DIVISION I ERA TEAM RECORDS

TOTAL OFFENSE

TOTAL PLAYS

GAME:

1.	84	vs. Dixie State	2/27/21
2.	81	vs. McNeese State	2/13/21
3.	80	vs. Northeastern State	3/27/21
4.	79	vs. Fort Lewis	9/11/21
	79	vs. New Mexico State	2/21/21

SEASON:

1.	711	2021
----	-----	------

RUSHING

ATTEMPTS

GAME:

1.	50	vs. New Mexico State	2/21/21
2.	49	vs. Northeastern State	3/27/21
3.	48	vs. Dixie State	2/27/21
4.	46	vs. Fort Lewis	9/11/21
	46	vs. Midwestern State	3/20/21

SEASON:

1.	382	2021
----	-----	------

COMPLETIONS

GAME:

1.	25	vs. Sam Houston	10/30/21
2.	24	vs. Fort Lewis	9/11/21
	24	at Stephen F. Austin	9/4/21
	24	vs. McNeese State	2/13/21
5.	23	at Dixie State	3/13/21

SEASON:

1.	199	2021
----	-----	------

TOTAL YARDS

GAME:

1.	598	vs. Fort Lewis	9/11/21
2.	514	at Dixie State	3/13/21
3.	506	vs. New Mexico Highlands	9/25/21
4.	501	vs. New Mexico State	2/21/21
5.	486	at Dixie State	10/16/21

SEASON:

1.	4,571	2021
----	-------	------

RUSHING YARDS

GAME:

1.	347	vs. Fort Lewis	9/11/21
2.	276	vs. New Mexico Highlands	9/25/21
3.	252	vs. Central Arkansas	11/20/21
4.	249	vs. New Mexico State	2/21/21
5.	234	vs. Dixie State	2/27/21

SEASON:

1.	1,932	2021
----	-------	------

COMPLETION PERCENTAGE

GAME:

1.	72.7	vs. Fort Lewis	9/11/21
2.	71.4	vs. Midwestern State	3/20/21
3.	69.7	at Dixie State	3/13/21
4.	67.9	vs. Southern Utah	9/28/21
5.	65.6	vs. Lamar	11/6/21
	65.6	at Dixie State	10/30/21

SEASON:

1.	60.5	2021
----	------	------

PASSING

FIRST DOWNS

GAME:

1.	31	vs. Fort Lewis	9/11/21
2.	25	vs. Southern Utah	9/18/21
	25	vs. McNeese State	2/13/21
	25	vs. New Mexico State	2/21/21
5.	24	at Dixie State	10/16/21
	24	at Dixie State	3/13/21

SEASON:

1.	216	2021
----	-----	------

PASSING ATTEMPTS

GAME:

1.	44	vs. Sam Houston	10/30/21
2.	42	at Stephen F. Austin	9/4/21
	42	vs. McNeese State	2/13/21
4.	38	vs. East Central	4/1/21
5.	36	vs. Dixie State	2/27/21

SEASON:

1.	329	2021
----	-----	------


PASSING YARDS

GAME:

1.	403	vs. Sam Houston	10/30/21
2.	347	at Dixie State	3/13/21
3.	315	vs. Lamar	11/6/21
4.	299	at Dixie State	10/16/21
2.	276	vs. East Central	4/1/21

SEASON:

1.	2,639	2021
----	-------	------



AUSTIN WHITEHEAD

PASSING YARDS PER GAME

SEASON:

1.	239.9	2021
----	-------	------

PASSING TOUCHDOWNS

GAME:

1.	4	Sam Houston	10/30/21
	4	vs. Southern Utah	9/18/21
	4	at Dixie State	3/13/21

SEASON:

1.	20	2021
----	----	------



DIVISION I ERA TEAM RECORDS

TARLETON TEXAN FOOTBALL

SCORING

POINTS

GAME:

1.	54	vs. Fort Lewis.....	9/11/21
2.	43	vs. New Mexico State.....	2/21/21
3.	42	vs. Lamar.....	11/6/21
4.	41	at Dixie State.....	10/16/21
5.	40	vs. New Mexico Highlands.....	9/25/21

SEASON:

1.	296	2021
----	-----	-------	------

BOTH TEAMS:

1.	77	vs. McNeese (L-2OT, 37-40).....	2/13/21
2.	75	vs. Southern Utah (L, 35-40).....	9/18/21
3.	72	vs. Sam Houston (L, 27-45).....	10/30/21
4.	63	vs. Lamar (W, 42-21).....	11/6/21
5.	61	at Dixie State (W, 41-20).....	10/16/21
		vs. New Mexico H'lands (W, 40-21)....	9/25/21

MARGIN OF VICTORY:

1.	47	vs. Fort Lewis (W, 54-7).....	9/11/21
2.	38	vs. NSU (W, 38-0).....	3/27/21
3.	26	vs. NMSU (W, 43-17).....	2/21/21
4.	25	vs. MS College (W, 39-14).....	3/6/21
5.	22	at Dixie (W, 37-15).....	3/13/21

TOUCHDOWNS

GAME:

1.	7	vs. Fort Lewis.....	9/11/21
2.	6	vs. Lamar.....	11/6/21
3.	5	at Dixie State.....	10/16/21
	5	vs. New Mexico Highlands.....	9/25/21
	5	vs. New Mexico State.....	2/21/21
	5	vs. Midwestern State.....	3/20/21
	5	vs. Northeastern State.....	3/27/21

SEASON:

1.	38	2021
----	----	-------	------

KICKING

FIELD GOALS ATTEMPTED

GAME:

1.	4	vs. McNeese State.....	2/13/21
	4	at Dixie State.....	3/13/21
3.	3	at Dixie State.....	10/16/21
	3	vs. New Mexico Highlands.....	9/25/21
	3	vs. New Mexico State.....	2/21/21
	3	vs. Mississippi College.....	3/6/21

SEASON:

1.	17	2020
----	----	-------	------

FIELD GOALS MADE

GAME:

1.	3	vs. McNeese State.....	2/13/21
	3	at Dixie State.....	3/13/21
	3	vs. Mississippi College.....	3/6/21
4.	2	at Dixie State.....	10/16/21
	2	vs. New Mexico Highlands.....	9/25/21
	2	vs. New Mexico State.....	2/21/21

SEASON:

1.	12	2020
----	----	-------	------

PAT'S ATTEMPTED

GAME:

1.	7	vs. Fort Lewis.....	9/11/21
2.	6	vs. Lamar.....	11/6/21
3.	5	at Dixie State.....	10/16/21
	5	vs. New Mexico Highlands.....	9/25/21
	5	vs. Southern Utah.....	9/18/21
	5	vs. New Mexico State.....	2/21/21
	5	vs. Northeastern State.....	3/27/21

SEASON:

1.	37	2021
----	----	-------	------

PAT'S MADE

GAME:

1.	7	vs. Fort Lewis.....	9/11/21
2.	6	vs. Lamar.....	11/6/21
3.	5	at Dixie State.....	10/16/21
	5	vs. Southern Utah.....	9/18/21
	5	vs. New Mexico State.....	2/21/21
	5	vs. Northeastern State.....	3/27/21

SEASON:

1.	36	2021
----	----	-------	------

PUNTING

PUNTS

GAME:

1.	8	at Eastern Kentucky.....	10/2/21
2.	7	vs. Sam Houston.....	10/30/21
	7	vs. Midwestern State.....	10/23/21
	7	vs. New Mexico State.....	2/21/21
5.	5	at Abilene Christian.....	11/13/21
	5	at Dixie State.....	10/16/21
	5	vs. Dixie State.....	2/27/21

SEASON:

1.	50	2021
----	----	-------	------

YARDS

GAME:

1.	367	at Eastern Kentucky.....	10/2/21
2.	312	vs. Midwestern State.....	10/23/21
3.	289	vs. Sam Houston.....	10/30/21
4.	280	vs. New Mexico State.....	2/21/21
5.	208	vs. Dixie State.....	2/27/21

SEASON:

1.	2,129	2021
----	-------	-------	------

AVERAGE

GAME:

1.	51.5	vs. Northeastern State.....	3/27/21
2.	46.7	vs. Fort Lewis.....	9/11/21
3.	45.9	at Eastern Kentucky.....	10/2/21
4.	44.6	vs. Midwestern State.....	10/23/21
5.	44.0	vs. Lamar.....	11/6/21

SEASON:

1.	37.5	2020
----	------	-------	------



ADRIAN GUZMAN



DIVISION I ERA TEAM RECORDS

RETURNS

PUNT RETURN YARDS

GAME:

1.	85	vs. Northeastern State	3/27/21
2.	34	vs. Central Arkansas	11/20/21
3.	31	vs. Lamar	11/6/21
4.	26	vs. Dixie State	2/27/21
5.	21	vs. East Central	4/1/21

SEASON:

1.	156	2020
----	-----	------

TOTAL DEFENSE

FEWEST TOTAL YARDS ALLOWED

GAME:

1.	153	vs. Northeastern State	3/27/21
2.	161	vs. Central Arkansas	11/20/21
3.	188	vs. Fort Lewis	9/11/21
4.	191	vs. Midwestern State	3/20/21
5.	241	vs. New Mexico State	2/21/21

SEASON:

1.	2,437 (304.6 ypg)	2020
----	-------------------	------

RUSHING DEFENSE

FEWEST RUSH YARDS ALLOWED

GAME:

1.	47	vs. Northeastern State	3/27/21
2.	54	vs. New Mexico State	2/21/21
3.	85	vs. Fort Lewis	9/11/21
4.	92	vs. Central Arkansas	11/20/21
5.	95	vs. Dixie State	2/27/21

SEASON:

1.	1,135 (141.9 ypg)	2020
----	-------------------	------

KICKOFF RETURN YARDS

GAME:

1.	149	vs. Dixie State	2/27/21
2.	113	vs. New Mexico Highlands	9/25/21
3.	94	vs. McNeese State	2/13/21
4.	83	vs. Southern Utah	9/18/21
5.	80	vs. East Central	4/1/21

SEASON:

1.	505	2020
----	-----	------

MOST TOTAL YARDS ALLOWED

GAME:

1.	576	vs. Sam Houston	10/30/21
2.	483	vs. New Mexico Highlands	9/25/21
3.	465	vs. Southern Utah	9/18/21
4.	445	vs. Dixie State	2/27/21
5.	416	at Eastern Kentucky	10/2/21

SEASON:

1.	4,010 (364.5 ypg)	2021
----	-------------------	------

MOST RUSH YARDS ALLOWED

GAME:

1.	268	vs. Sam Houston	10/30/21
2.	243	vs. New Mexico Highlands	9/25/21
3.	230	vs. McNeese State	2/13/21
4.	225	vs. Mississippi College	3/6/21
5.	218	vs. East Central	4/1/21

SEASON:

1.	1,920 (174.5 ypg)	2021
----	-------------------	------

PENALTIES

MOST PENALTIES

GAME:

1.	15	vs. Southern Utah	9/18/21
2.	11	vs. Central Arkansas	11/20/21
	11	at Dixie State	3/13/21
4.	9	vs. McNeese State	2/13/21
5.	8	vs. Sam Houston	10/30/21
	8	vs. Midwestern State	10/23/21
	8	vs. Fort Lewis	9/11/21
	8	vs. Dixie State	2/27/21

SEASON:

1.	80	2021
----	----	------

FEWEST POINTS ALLOWED

GAME:

1.	0	vs. Northeastern State	3/27/21
2.	3	vs. Central Arkansas	11/20/21
3.	7	vs. Fort Lewis	9/11/21
4.	14	vs. Midwestern State	10/23/21
	14	vs. Mississippi College	3/6/21

SEASON:

1.	154 (19.3 ppg)	2020
----	----------------	------

PASSING DEFENSE

FEWEST PASS YARDS ALLOWED

GAME:

1.	40	vs. Mississippi College	3/6/21
2.	69	vs. Central Arkansas	11/20/21
3.	81	vs. Lamar	11/6/21
4.	87	vs. Midwestern State	3/20/21
5.	103	vs. Fort Lewis	9/11/21

SEASON:

1.	1,320 (162.8 ypg)	2020
----	-------------------	------

MOST PENALTY YARDAGE

GAME:

1.	158	vs. Southern Utah	9/18/21
2.	93	at Dixie State	3/13/21
3.	92	vs. McNeese State	2/13/21
4.	91	vs. Dixie State	2/27/21
5.	89	vs. Fort Lewis	9/11/21

SEASON:

1.	736	2021
----	-----	------

MOST POINTS ALLOWED

GAME:

1.	45	vs. Sam Houston	10/30/21
2.	40	vs. Southern Utah	9/18/21
	40	vs. McNeese State	2/13/21
4.	29	at Abilene Christian	11/13/21
5.	26	vs. Dixie State	2/27/21

SEASON:

1.	240 (21.8 ppg)	2021
----	----------------	------

MOST PASS YARDS ALLOWED

GAME:

1.	350	vs. Dixie State	2/27/21
2.	308	vs. Sam Houston	10/30/21
3.	304	vs. Southern Utah	9/18/21
4.	240	vs. New Mexico Highlands	9/25/21
5.	235	at Stephen F. Austin	9/4/21

SEASON:

1.	2,090 (190.0 ypg)	2021
----	-------------------	------

DIVISION I ERA TEAM RECORDS

INTERCEPTIONS

INTERCEPTIONS BY TARLETON

GAME:

1.	3	vs. New Mexico State	2/21/21
2.	2	vs. Central Arkansas	11/20/21
	2	vs. Midwestern State	10/23/21
	2	at Dixie State	10/16/21
	2	vs. New Mexico Highlands	9/25/21
	2	vs. Southern Utah	9/18/21

SEASON:

1.	13	2021
----	----	-------	------

MOST INT RETURN YARDS BY TARLETON

GAME:

1.	53	vs. New Mexico State	2/21/21
2.	51	vs. Southern Utah	9/18/21
3.	23	vs. Northeastern State	3/27/21
4.	22	at Abilene Christian	11/13/21
5.	16	at Dixie State	10/16/21

SEASON:

1.	125	2021
----	-----	-------	------

INTERCEPTIONS BY OPPONENT

GAME:

1.	3	at Stephen F. Austin	9/4/21
	3	vs. Northeastern State	3/27/21
3.	2	at Abilene Christian	11/13/21
	2	at Eastern Kentucky	10/2/21
	2	vs. Dixie State	2/27/21

SEASON:

1.	10	2021
----	----	-------	------

MOST INT RETURN YARDS BY OPPONENT

GAME:

1.	41	at Eastern Kentucky	10/2/21
2.	30	at Abilene Christian	11/13/21
3.	17	vs. Dixie State	2/27/21
4.	6	vs. Southern Utah	9/18/21
5.	2	at Stephen F. Austin	9/4/21

SEASON:

1.	77	2021
----	----	-------	------

SACKS

TOTAL SACKS

GAME:

1.	4.0	vs. Central Arkansas	11/20/21
	4.0	vs. Fort Lewis	9/11/21
3.	3.0	vs. New Mexico Highlands	9/25/21
	3.0	at Stephen F. Austin	9/4/21
	3.0	vs. East Central	4/1/21
	3.0	vs. Mississippi College	3/6/21

SEASON:

1.	19.0	2021
----	------	-------	------

TOTAL SACK YARDS

GAME:

1.	29	vs. Central Arkansas	11/20/21
2.	20	vs. Fort Lewis	9/11/21
3.	16	at Stephen F. Austin	9/4/21
	16	vs. New Mexico State	2/21/21
5.	14	vs. New Mexico Highlands	9/25/21
	14	vs. Midwestern State	3/20/21

SEASON:

1.	103	2021
----	-----	-------	------

TOTAL SACKS ALLOWED

GAME:

1.	4.0	vs. Dixie State	2/27/21
2.	3.0	at Stephen F. Austin	9/4/21
	3.0	vs. Northeastern State	3/27/21
4.	2.0	vs. Central Arkansas	11/20/21
	2.0	vs. New Mexico Highlands	9/25/21
	2.0	vs. New Mexico State	2/21/21

SEASON:

1.	12.0	2021
----	------	-------	------

TOTAL SACK YARDS ALLOWED

GAME:

1.	22	vs. Dixie State	2/27/21
	22	vs. Northeastern State	3/27/21
3.	19	vs. Central Arkansas	11/20/21
	19	at Stephen F. Austin	9/4/21
5.	12	vs. New Mexico State	2/21/21

SEASON:

1.	73	2021
----	----	-------	------

MISC

TACKLES FOR LOSS

GAME:

1.	10.0	vs. Northeastern State	3/27/21
2.	9.0	vs. Fort Lewis	9/11/21
	9.0	at Stephen F. Austin	9/4/21
	9.0	vs. East Central	4/1/21
5.	8.0	vs. Mississippi College	3/6/21

SEASON:

1.	63.0	2021
----	------	-------	------

FORCED FUMBLES

GAMES:

1.	4	vs. Mississippi College	3/6/21
2.	2	at Stephen F. Austin	9/4/21

SEASON:

1.	6 (8 games)	2020
----	-------------	-------	------

BLOCKED KICKS

GAMES:

1.	2	vs. East Central	4/1/21
		(2 blocked field goals)	
	2	vs. Mississippi College	3/6/21
		(1 blocked punt, 1 blocked PAT)	

SEASON:

1.	4 (8 games)	2020
----	-------------	-------	------

BLOCKED KICKS ALLOWED

GAMES:

1.	1	vs. Sam Houston	10/30/21
----	---	-----------------------	----------

SEASON:

1.	1	2021
----	---	-------	------



SINGLE-GAME PASSING HIGHS

400-YARD PASSING GAMES

YDS	NAME (OPPONENT)	DATE
470	Zed Woerner at A&M-Commerce	11-8-14
460	Jake Fenske vs. Angelo State	11-10-12
451	Ben Holmes at Western New Mexico	11-16-19
448	Cliff Watkins vs. Northeastern State	10-25-03
435	Kevin Vickers vs. Ouachita Baptist	9-24-94
431	Jake Fenske vs. Southwestern Okla.	11-9-13
420	Chad Cole vs. A&M-Commerce	11-15-97
417	Chase Sugarek vs. Northeastern State	10-26-02
413	Zed Woerner vs Okla. Panhandle	10-24-15
412	Kevin Vickers vs. Southwestern Okla.	11-12-94
403	Steven Duncan vs. Sam Houston	10-30-21

300-YARD PASSING GAMES

YDS	NAME (OPPONENT)	DATE
397	Zed Woerner vs Eastern N.M.	10-14-17
394	Jake Fenske vs West Texas A&M	10-12-13
394	Steve Kelly vs. Harding	9-2-00
393	Cliff Watkins vs. West Texas A&M	11-1-03
392	Nick Stephens vs. Angelo State	10-2-10
387	Nick Stephens at. Angelo State	11-12-11
386	Collin Strahan at Eastern N.M.	10-18-14
384	Scott Grantham vs. Abilene Christian	10-27-07
382	Zed Woerner vs Eastern N.M.	10-17-15
382	Cliff Watkins vs. Southeastern Okla.	10-18-03
380	Cliff Watkins vs. East Central	10-4-03
378	Zed Woerner at Midwestern State	11-4-17
377	Aaron Doyle vs. Abilene Christian	9-15-12
375	Ben Holmes at Stephen F. Austin	9-7-19
374	Kevin Vickers vs. Angelo State	10-1-94
370	Richard Bartel vs. West Texas A&M	11-11-06
370	Steve Kelly vs. A&M-Kingsville	9-29-01
368	Zed Woerner at West Texas A&M	9-24-16
365	Steve Kelly vs. Southeastern Okla.	9-22-01
358	Chad Cole vs. Central Okla.	11-9-96
356	Cliff Watkins vs. Sam Houston State	10-9-03
354	Zed Woerner at Angelo State	10-31-15
353	Scott Grantham vs. Midwestern State	10-10-09
353	Steve Kelly vs. Western N.M.	9-9-00
352	Scott Grantham at Eastern N.M.	10-17-09
348	Richard Bartel vs. Texas State	9-2-06
347	STEVEN DUNCAN AT DIXIE STATE	3-13-21
345	Scott Grantham at Eastern N.M.	10-20-07
345	Steve Kelly vs. Midwestern State	11-3-01
344	Ben Holmes at UT Permian Basin	9-28-19
343	Zed Woerner at Eastern New Mexico	10-15-16
342	Chad Cole vs. Angelo State	11-2-96
341	Steve Kelly vs. Eastern N.M.	10-13-01
339	Nick Stephens vs. Abilene Christian	9-1-11
337	Zed Woerner at A&M-Kingsville	10-21-17
336	Steve Kelly vs. Angelo State	11-18-00
332	Steve Kelly vs. California-Davis	11-23-01
332	Chad Cole vs. Harding	9-20-97
331	Scott Grantham at Angelo State	11-3-07
330	Steve Kelly vs. East Central	9-25-99
327	Zed Woerner vs West Texas A&M	9-19-15

325	Nick Stephens vs. Incarnate Word	10-29-11
324	Chad Cole vs. Central Okla.	9-27-97
323	Chad Cole vs. A&M-Commerce	11-14-98
320	Kevin Vickers vs. Prairie View A&M	11-5-94
318	Ben Holmes at William Jewell	11-9-19
317	Scott Grantham vs. West Texas A&M	11-7-09
316	Zed Woerner at Midwestern State	11-15-14
316	Chad Cole vs. West Texas A&M	10-12-96
315	Steven Duncan vs. Lamar	11-6-21
313	Jake Fenske vs Eastern N.M.	10-5-13
313	Jake Fenske vs A&M-Kingsville	11-2-13
313	Chad Cole vs. Midwestern State	11-8-97
312	Kevin Vickers vs. Southern Arkansas	9-17-94
311	Jake Fenske vs. North Alabama	11-3-12

310	Nick Stephens at West Alabama	9-10-11
310	Scott Grantham at Central Okla.	9-19-09
308	Richard Bartel vs. Northeastern State	9-17-05
307	Cliff Watkins vs. A&M-Kingsville	9-27-03
307	Jimmy Hering vs. Ark.-Monticello	11-7-92
306	Eric Lugo vs. Howard Payne	10-27-90
305	Ben Holmes vs. Angelo State	9-29-18
305	Collin Strahan vs Florida Tech	9-20-14
303	Chase Sugarek vs. East Central	10-5-02
303	Kevin Vickers vs. Midwestern State	9-10-94
302	Zed Woerner vs Angelo State	11-1-14
300	Kevin Vickers vs. Southeastern Okla.	9-3-94

BOLD indicates Division I era



ZED WOERNER



SINGLE-GAME RUSHING HIGHS

200-YARD RUSHING GAMES

YDS	NAME (OPPONENT)	DATE
269	Derrick Ross vs. Western N.M.	9-10-05
260	Derrick Ross vs. N.M. Highlands	8-26-04
251	Jerome Regal vs. Abilene Christian	9-28-13
250	Daniel McCants at Texas A&M-Kingsville	10-26-19
225	Daniel McCants at William Jewell	11-9-19
223	Gaylon Bowser vs. Bethany	11-21-87
214	Xavier Turner vs. MSU Texas	10-24-18
212	Derrick Ross vs. Eastern N.M.	10-15-05
210	Gaylon Bowser vs. Benedictine	11-22-86
206	Xavier Turner vs. Azusa Pacific	11-17-18
206	Derrick Ross vs. Northeastern State	9-17-05
206	Ricky Bush vs. Sul Ross State	11-1-80
204	Roderick Smith vs. East Central	9-12-09
204	Daniel McCants vs. Midwestern State	11-2-19
201	Ricky Bush vs. Lubbock Christian	11-8-80

100-YARD RUSHING GAMES

YDS	NAME (OPPONENT)	DATE
199	Ricky Bush vs. McMurry	10-24-81
197	RYHEEM SKINNER VS. DIXIE STATE	2-27-21
195	Justin McDaniel vs. A&M-Commerce	11-14-98
193	Ricky Bush vs. Lubbock Christian	11-14-81
190	Daniel McCants at Stephen F. Austin	9-7-19
190	Derrick Ross vs. Abilene Christian	9-18-04
188	Lamont Randle vs. Angelo State	11-2-96
187	Roderick Smith vs. Northeastern State	9-6-08
185	Ricky Bush vs. Lubbock Christian	10-4-80
182	Roderick Smith vs. Southeastern Okla.	9-9-06
182	Derrick Ross vs. Northeastern State	10-23-04
181	Daniel McCants vs. A&M-Commerce	11-24-18
179	Derrick Ross vs. Southwestern Okla.	11-6-04
177	Daniel McCants vs. Angelo State	9-29-18
177	Derrick Ross vs. A&M-Commerce	9-4-04
175	Ricky Bush vs. Lubbock Christian	10-27-79
172	Xavier Turner vs. Western New Mexico	11-10-18
171	Lamont Randle vs. East Central	9-21-96
170	Olan Coleman vs. N.M. Highlands	9-5-02
169	Will Rogers vs. West Texas A&M	10-7-00
168	Khalil Banks vs. Doane	9-14-19
168	Chuck High vs. Austin College	9-9-78
167	Vaughn Smith vs. Eastern N.M.	9-22-12
167	Michael Sampson vs. Midwestern State	10-14-06
166	Xavier Turner vs. A&M-Commerce	10-13-18
165	Lamont Randle vs. West Texas A&M	10-12-96
165	Ricky Bush vs. Trinity	11-3-79
164	Xavier Turner vs. A&M-Kingsville	10-20-18
162	Daniel McCants vs. UT Permian Basin	9-22-18
159	Derrick Ross vs. West Texas A&M	10-30-04
158	Daniel McCants vs. Angelo State	10-5-19
157	^Collin Strahan at Eastern N.M.	10-18-14
157	Michael Sampson vs. Abilene Christian	10-28-06
155	Jay McDonald vs. Central Arkansas	11-20-21
154	Olan Coleman vs. Angelo State	9-14-02
153	Lamont Randle vs. Midwestern State	11-8-97
152	Jerome Regal vs. Midwestern State	9-8-12
151	Joseph Sadler vs. Angelo State	9-17-16
151	Joseph Sadler vs. Okla. Panhandle	11-14-15
148	Tyrone Wall vs. Abilene Christian	10-24-98

145	Daniel McCants vs. Delta State	8-30-18
145	Xavier Turner at Midwestern State	11-4-17
144	Roderick Smith at East Central	9-13-08
144	Lamont Randle vs. Midwestern State	9-5-96
143	Adam Berryman vs. Okla. Panhandle	9-9-17
143	Roderick Smith vs. A&M-Commerce	9-23-06
143	Lamont Randle vs. Abilene Christian	10-26-96
142	Daniel Wright Jr. vs. New Mexico Highlands	9-25-21
141	Michael Sampson at A&M-Kingsville	10-6-07
141	Jerome Smith vs. West Texas A&M	10-9-99
141	Ricky Bush vs. Austin College	10-31-81
140	Jabari Anderson vs. Okla. Panhandle	10-24-15
140	Ricky Bush vs. McMurry	9-19-81
139	Henry Mills vs. Trinity	9-6-80
136	^Collin Strahan vs. A&M-Kingsville	10-11-14
136	Michael Sampson vs. Eastern N.M.	11-21-06
135	KHALIL BANKS VS. MIDWESTERN STATE	3-20-21
135	Daniel McCants at UT Permian Basin	9-28-19
135	Xavier Turner vs. West Texas A&M	9-23-17
134	Vaughn Smith vs. West Texas A&M	9-29-12
133	Roderick Smith at Southeastern Okla.	9-8-07
133	Derrick Ross vs. Southeastern Okla.	10-16-04
133	Tyrone Foster vs. Sul Ross State	9-17-83
132	Joseph Sadler vs. A&M-Kingsville	11-7-14
132	Justin McDaniel vs. Abilene Christian	10-24-98
131	Evan Robertson at A&M-Kingsville	11-14-09
131	Henry Mills vs. Trinity	9-29-79
129	Michael Sampson vs. Angelo State	11-4-06
129	Ricky Bush vs. Sul Ross State	11-7-81
128	Xavier Turner vs. Lincoln (Mo.)	11-3-18
128	Robert Simpson vs. Austin College	9-29-90
127	Gaylon Bowser vs. Austin College	11-14-87
127	Gaylon Bowser vs. Austin College	10-24-87
126	Ryheem Skinner vs. New Mexico Highlands	9-25-21
126	Vaughn Smith vs. North Alabama	11-3-12
126	Ricky Bush vs. McMurry	10-6-79
125	Travis Evans vs. West Texas A&M	11-10-07
124	^Collin Strahan at West Texas A&M	9-13-14
124	Roderick Smith at Southwestern Okla.	9-27-08
123	Xavier Turner vs. Central Oklahoma	12-2-17
123	Joseph Sadler vs. Western New Mexico	9-24-16
122	Lamont Randle vs. Angelo State	11-1-97
120	Olan Coleman vs. East Central	10-5-02
120	Kevin Haynes vs. McMurry	9-10-88
119	Zach Henshaw vs. A&M-Commerce	10-13-12
119	Robert Simpson vs. Langston	10-13-90
119	Kenneth Bush vs. Austin College	10-24-87
118	Joseph Sadler vs. Okla. Panhandle	10-24-15
118	Jabari Anderson vs. Eastern NM	10-17-15
118	^Jimmy Hering vs. Hardin-Simmons	10-19-91
118	Robert Simpson vs. Austin College	11-11-89
117	Alester Givens vs. Angelo State	10-27-01
117	Eric Shine vs. East Central	9-25-99
116	Chuck High vs. Austin College	10-14-78
116	^Shelby Wright vs. Austin College	9-9-78
115	Daniel Wright Jr. vs. Fort Lewis	9-11-21
115	Xavier Turner vs. Eastern New Mexico	10-6-18
115	Evan Robertson vs. East Central	9-12-09
115	Travis Evans vs. Northeastern State	9-6-08

115	Gaylon Bowser vs. Austin College	11-8-86
115	Ricky Bush vs. Trinity	9-6-80
114	Adam Berryman vs. Lincoln (Mo.)	11-3-18
114	Zach Henshaw at McMurry	10-25-14
114	Roderick Smith vs. Eastern N.M.	10-18-08
114	Roderick Smith vs. East Central	8-25-07
114	Jerome Smith vs. Abilene Christian	10-23-99
113	Zach Henshaw vs. Eastern N.M.	9-22-12
113	Jerome Regal at Midwestern State	10-30-10
113	Roderick Smith vs. SW Okla.	9-30-06
112	BRAELON BRIDGES VS. MCNEESE STATE	2-13-21
112	Zach Henshaw at A&M-Commerce	11-8-14
112	Tyrone Wall vs. Prairie View A&M	9-23-95
111	Roderick Smith vs. Angelo State	10-30-08
111	Jerome Smith vs. Northwestern St. (La.)	9-18-99
110	Evan Robertson vs. Incarnate Word	11-6-10
110	Tyrone Wall vs. West Texas A&M	10-7-95
110	Gaylon Bowser vs. Austin College	10-18-86
110	Gaylon Bowser vs. McMurry	10-11-86
109	Roderick Smith at Stephen F. Austin	9-1-07
109	Jerome Smith vs. Southwestern Okla.	9-11-99
109	Robert Simpson vs. Sul Ross State	9-23-89
109	Chuck High vs. McMurry	10-7-78
108	Derrick Ross vs. East Central	10-2-04
108	Robert Simpson vs. McMurry	9-9-89
108	Gaylon Bowser vs. Sul Ross State	10-31-87
108	Gaylon Bowser vs. McMurry	11-1-86
108	Stacy Gilliam vs. McMurry	11-6-82
107	Daniel McCants vs. Lincoln (Mo.)	11-3-18
107	Zach Henshaw at West Texas A&M	9-13-14
107	Zach Henshaw vs. West Texas A&M	10-12-13
107	Travis Evans at Midwestern State	10-11-08
107	Olan Coleman vs. SW Assemblies of God	8-29-02
107	Craig West vs. Prairie View A&M	9-23-95
106	RYHEEM SKINNER VS. MISSISSIPPI COLLEGE	3-6-21
106	Daniel McCants vs. West Texas A&M	9-21-19
106	Roderick Smith vs. A&M-Kingsville	10-7-06
106	Derrick Ross vs. A&M-Commerce	9-3-05
105	Jay McDonald at Dixie State	10-16-21
105	Adam Berryman vs. A&M-Commerce	11-11-17
104	Roderick Smith at Angelo State	10-31-09
104	Evan Robertson vs. Southwestern Okla.	9-26-09
104	Travis Evans vs. Midwestern State	8-13-07
103	Vaughn Smith vs. A&M-Kingsville	10-20-12
103	Jerome Regal vs. Abilene Christian	9-15-12
103	Justin McDaniel vs. Southeastern Okla.	9-13-97
102	RYHEEM SKINNER VS. MIDWESTERN STATE	3-20-21
102	Joseph Sadler at A&M-Commerce	11-12-16
102	Justin McDaniel vs. Stephen F. Austin	9-12-98
102	Deral Henderson vs. Sul Ross State	10-25-86
102	Tyrone Foster vs. Tabor	9-8-84
101	Joseph Sadler vs. Southwest Baptist	9-10-16
101	Zach Henshaw vs. North Alabama	11-3-12
101	Olan Coleman vs. Central Okla.	11-16-02
101	Tyrone Foster vs. Colorado Mines	9-15-84
100	Derrick Ross vs. Central Okla.	9-25-04
100	^Jimmy Hering vs. Cameron	9-12-92
100	Gaylon Bowser vs. McMurry	11-7-87

^ - indicates the rusher was a quarterback

BOLD indicates Division I era



SINGLE-GAME RECEIVING HIGHS

200-YARD RECEIVING GAMES		
YDS	NAME (OPPONENT)	DATE
257	Zimari Manning at UT Permian Basin	9-28-19
234	Colin Yocom vs. Ouachita Baptist	9-24-94
229	Will Moody vs. Southern Arkansas	9-6-03
227	Ryland Bailey vs. West Texas A&M	10-29-94
215	Jeken Frye vs. Northeastern State	9-2-10
208	Jeremy Madkins vs. Northeastern State	10-25-03
202	TARIQ BITSON AT DIXIE STATE	3-13-21

100-YARD RECEIVING GAMES		
YDS	NAME (OPPONENT)	DATE
196	Zimari Manning at Western New Mexico	11-16-19
196	J.F. Thomas at Stephen F. Austin	9-7-19
190	GABE DOUGLAS VS. NEW MEXICO STATE	2-21-21
188	Jahmeel Hobson at A&M-Kingsville	11-14-09
187	Colin Yocom vs. Prairie View A&M	11-5-94
180	Jeken Frye vs. Angelo State	11-10-12
180	Shamarr Pretnic vs. Abilene Christian	10-27-07
179	Dana Holcomb vs. Austin College	10-8-88
178	Le'Nard Meyers vs. West Texas A&M	10-12-13
178	Colin Yocom vs. Central Oklahoma	11-9-96
172	Bubba Tandy at Midwestern State	11-15-14
170	Jahmeel Hobson at Eastern N.M.	10-17-09
169	J.F. THOMAS AT DIXIE STATE	10-16-21
166	Salim Hakim vs. Angelo State	10-2-10
162	Shamarr Pretnic at Southeastern Okla.	9-8-07
162	Colin Yocom vs. Angelo State	10-1-94
161	Devin Guinn vs. West Texas A&M	11-7-09
158	Le'Nard Meyers at A&M-Commerce	10-4-14
158	Bobby Sutton vs. Howard Payne	10-27-90
155	J.F. Thomas at Eastern New Mexico	10-12-19
155	Zimari Manning vs Doane	9-14-19
154	Le'Nard Meyers vs Eastern N.M.	10-17-15
154	Bubba Tandy vs Florida Tech	9-20-14
152	Ryland Bailey vs. Southwestern	11-12-94
150	Le'Nard Meyers at Angelo State	10-31-15
150	Chris Chambers vs. Harding	9-2-00
149	Loften Swint vs. A&M-Commerce	11-15-97
147	Clifton Rhodes III at West Alabama	9-10-11
147	Jeremy Madkins vs. Northeastern State	9-17-05
146	Le'Nard Meyers at Midwestern State	9-26-15

146	Devin Guinn vs. Southwestern Okla.	9-29-07
146	Will Moody vs. Sam Houston State	10-9-03
145	Le'Nard Meyers at A&M-Commerce	11-8-14
145	Colin Yocom vs. Southeastern Okla.	9-14-96
145	Boo Jones vs. McMurry	11-1-86
144	Zimari Manning vs. Delta State	8-30-18
144	Jahmeel Hobson vs. Abilene Christian	10-24-09
143	Zimari Manning at Texas A&M-Kingsville	10-26-19
143	Blake Bryant vs. Austin College	10-8-88
141	Devin Guinn vs. East Central	8-25-07
141	Bobby Sutton vs. East Central	9-1-90
140	Zimari Manning vs. Minnesota State	12-1-18
139	TARIQ BITSON VS. EAST CENTRAL	4-1-21
139	Le'Nard Meyers vs Findlay	9-12-15
139	Colin Yocom vs. Prairie View A&M	9-23-95
137	Zach Henshaw vs. A&M-Commerce	10-26-13
137	Jamie Martin vs. Southwestern Okla.	11-12-94
136	TARIQ BITSON VS. WEST TEXAS A&M	9-25-21
135	Will Moody vs. Southeastern Okla.	10-19-02
134	Jeff Thomas vs Eastern N.M.	10-14-17
134	Bubba Tandy at A&M-Commerce	11-8-14
133	Shamarr Pretnic vs. Southwestern Okla.	9-29-07
133	Jeremy Madkins vs. Abilene Christian	10-28-06
132	Jeff Thomas at UT Permian Basin	9-30-17
132	Devin Guinn vs. Abilene Christian	10-27-07
131	Zimari Manning vs. A&M-Commerce	10-19-19
131	Devin Guinn vs. A&M-Commerce	9-22-07
131	Jeremy Madkins vs. West Texas A&M	11-1-03
131	K.J. Kennard vs. Harding	9-2-00
131	Melvin Modesty vs. Sul Ross State	10-27-84
130	TARIQ BITSON VS. SAM HOUSTON	10-30-21
130	Clifton Rhodes III vs. West Texas A&M	10-12-13
130	Clifton Rhodes III at Eastern N.M.	9-24-11
130	Will Moody vs. West Texas A&M	11-2-02
129	Zimari Manning vs. Midwestern State	11-2-19
129	Bubba Tandy vs. Southwestern Okla.	11-9-13
129	Devin Guinn at Angelo State	10-31-09
128	Jeremy Madkins vs. Southeastern Okla.	10-18-03
127	TARIQ BITSON AT STEPHEN F. AUSTIN	9-4-21
127	Le'Nard Meyers vs Angelo State	11-1-14
127	Eric Foreman vs. Eastern N.M.	10-18-08
126	Zimari Manning vs. Angelo State	9-29-18
125	Will Moody vs. Northeastern State	10-26-02
124	Jeff Thomas at Delta State	9-2-17
124	Le'Nard Meyers at Eastern N.M.	10-18-14
124	Chris Chambers vs. Midwestern State	11-6-99
123	James Dearth vs. Angelo State	10-31-98
123	Roddy Green at Texas State	9-17-11
123	Jason Poston vs. Northwestern Okla.	10-24-92
122	J.F. Thomas vs. Eastern New Mexico	10-6-18
122	Jeremy Madkins vs. West Texas A&M	11-5-05
122	Boo Jones vs. Evangel	10-3-87
121	Del'Michael High at Western N.M.	10-7-17
121	Eric Foreman vs. Angelo State	10-30-08
120	Zimari Manning vs. A&M-Kingsville	10-20-18
120	Steven Kendall vs. Abilene Christian	10-25-97
119	Del'Michael High at Angelo State	9-16-17
119	Devin Guinn at A&M-Kingsville	10-3-09
117	Jeff Thomas at A&M-Kingsville	10-21-17

117	Clifton Rhodes III vs. A&M-Kingsville	10-20-12
117	Jamie Martin vs. East Central	9-21-96
117	Bobby Sutton vs. Midwestern State	11-4-89
116	Devin Guinn at Central Oklahoma	9-19-09
116	Alester Givens vs. Midwestern State	11-3-01
115	K.J. Kennard vs. Abilene Christian	10-21-00
114	Jeken Frye vs. Incarnate Word	10-27-12
114	Jahmeel Hobson at Central Oklahoma	9-19-09
114	Dustin Pleasant vs. Midwestern State	11-14-06
114	Bobby Sutton vs. Langston	10-13-90
113	Zimari Manning vs. Azusa Pacific	11-17-18
113	Bubba Tandy vs Eastern N.M.	10-17-15
113	Saalim Hakim at A&M-Commerce	10-16-10
112	Clifton Rhodes III vs. West Texas A&M	10-1-11
112	James Dearth vs. Midwestern State	11-7-98
111	Clifton Rhodes III vs. Eastern N.M.	9-22-12
111	Steven Kendall vs. Harding	9-20-97
111	Rush Shirley vs. Howard Payne	10-27-90
110	Damien Jackson vs. West Texas A&M	10-6-01
110	Dayne Albright vs. Harding	9-19-98
110	Kevin Vickers vs. Arkansas-Monticello	11-7-92
109	Zimari Manning at William Jewell	11-9-19
109	Savon Rollison vs Western Oregon	10-28-17
109	Dominique Martin vs. Okla Panhandle	10-24-15
109	Jahmeel Hobson vs. West Texas A&M	11-7-09
108	Tyler Wright vs A&M-Kingsville	10-11-14
108	Jeken Frye at Midwestern State	10-30-10
108	Will Moody vs. Central Oklahoma	11-15-03
107	Cordell Valentine vs. North Alabama	11-3-12
107	Clifton Rhodes III vs. Abilene Christian	9-1-11
107	Shamarr Pretnic at Eastern N.M.	10-20-07
107	K.J. Kennard vs. Western N.M.	9-9-00
106	Derek Grimes vs. East Central	9-25-99
106	Clifton Rhodes III vs. Abilene Christian	9-15-12
106	Loften Swint vs. Midwestern State	11-8-97
106	Melvin Modesty vs. Austin College	11-9-85
105	Dustin Pleasant vs. Texas State	9-2-06
105	Derek Grimes vs. Angelo State	10-30-99
104	Jeff Thomas vs Central Oklahoma	12-2-17
104	Arthur Buckingham vs. Midwestern State	10-10-09
104	Devin Guinn vs. Arkansas-Monticello	8-27-09
104	Lattrell Davis, vs. A&M-Kingsville	9-27-03
104	Chris Chambers vs. A&M-Commerce	11-13-99
104	Ryland Bailey vs. Eastern N.M.	10-15-94
103	Camron Lewis vs. A&M-Commerce	11-23-19
103	Clifton Rhodes III vs. Angelo State	9-21-13
103	Jeken Frye vs. A&M-Commerce	10-13-12
103	Jeken Frye vs. Central Oklahoma	9-11-10
103	Devin Guinn vs. West Texas A&M	11-10-07
103	Loften Swint vs. Eastern N.M.	10-17-98
103	Bobby Sutton vs. Midwestern State	11-3-90
102	Le'Nard Meyers at A&M-Kingsville	11-2-13
102	Chris Daniels vs. Midwestern State	9-11-04
102	Loften Swint vs. East Central	9-21-96
100	Dorian Williams vs. Central Oklahoma	9-20-08
100	Will Moody vs. West Texas A&M	11-1-03
100	Loften Swint vs. Angelo State	11-2-96
100	Kevin Benjamin vs. Northeastern State	9-11-93



ZIMARI MANNING

BOLD indicates Division I era



MILESTONES / LONGEST PLAYS

HOMECOMING RESULTS (AS A SENIOR COLLEGE)

DATE	TEAM	W/L	RESULT	DATE	TEAM	W/L	RESULT
11-11-61	Corpus Christi	W	29-8	10-24-92	Northwestern State	W	35-17
10-20-62	Henderson State	W	14-12	10-16-93	Hardin-Simmons	W	44-37
11-9-63	McMurry College	W	29-13	10-29-94	West Texas A&M	L	59-33
11-21-64	Southwestern Okla.	W	31-0	11-4-95	Central Oklahoma	L	47-0
10-30-65	McMurry College	L	3-0	10-26-96	Abilene Christian	L	20-10
11-12-66	Angelo State	W	44-8	10-18-97	Eastern New Mexico	L	26-20
11-11-67	East Central	L	28-0	10-24-98	Abilene Christian	W	33-31
10-26-68	Arkansas Tech	L	17-14	10-16-99	Eastern New Mexico	L	27-13
10-11-69	Sul Ross State	L	41-21	10-21-00	Abilene Christian	W	15-13
10-24-70	Howard Payne	L	38-21	10-13-01	Eastern New Mexico	W	55-14
11-6-71	McMurry College	W	24-21	10-19-02	Southeastern Oklahoma	W	62-31
10-21-72	Howard Payne	L	20-16	10-25-03	Northeastern Oklahoma	W	48-44
10-13-73	Sam Houston State	L	7-6	10-16-04	Southeastern Oklahoma	W	32-27
10-26-74	Howard Payne	L	41-6	10-22-05	Abilene Christian	L	18-7
10-18-75	Sam Houston State	L	40-16	10-21-06	Eastern New Mexico	W	48-0
11-6-76	Sul Ross State	L	33-29	10-27-07	Abilene Christian	L	70-63
10-15-77	Southeastern Okla.	L	19-10	10-18-08	Eastern New Mexico	W	42-21
10-21-78	Sul Ross State	W	35-3	10-24-09	Abilene Christian	W	13-6
10-27-79	Lubbock Christian	W	36-6	10-23-10	Texas A&M-Kingsville	L	13-10
10-18-80	McMurry	L	28-0	10-29-11	Incarinate Word	W	48-10
10-31-81	Austin College	L	30-21	10-20-12	Texas A&M-Kingsville	L	23-25
11-6-82	McMurry	W	12-3	10-26-13	Texas A&M-Commerce	L	20-22
10-29-83	Eastern New Mexico	L	21-6	10-11-14	Texas A&M-Kingsville	W	80-14
10-27-84	Sul Ross State	W	37-14	10-17-15	Eastern New Mexico	L	44-49
11-2-85	McMurry	W	44-19	10-22-16	Texas A&M-Kingsville	L	17-21
10-11-86	McMurry	W	21-14	10-28-17	Western Oregon	W	28-6
10-10-87	Sul Ross State	W	20-16	10-20-18	Texas A&M-Kingsville	W	59-21
10-22-88	Howard Payne	W	31-14	10-19-19	Texas A&M-Commerce	W	35-21
10-14-89	McMurry	W	28-10	3-23-21	Midwestern State	W	33-21
10-20-90	Hardin-Simmons	W	27-7	10-23-21	Midwestern State	W	17-14
10-5-91	Southwestern (Kan.)	W	18-7				

MILESTONE VICTORIES

1st	1915	vs. Thorp Springs (39-7)
50th	1925	vs. Wichita Falls (55-0)
100th	1936	vs. Decatur Baptist (35-0)
150th	1950	vs. Schiener (26-13)
200th	1964	vs. Corpus Christi (7-0)
250th	9/19/81	vs. McMurry (22-12)
300th	10/28/89	vs. Sul Ross (14-9)
350th	9/9/00	vs. Western N.M. (45-7)
400th	10/21/06	vs. Eastern N.M. (48-0)
450th	11/2/13	vs. A&M-Kingsville (45-20)
500th	3/27/21	vs. Northeastern State (38-0)

MILESTONE LONE STAR CONFERENCE VICTORIES

1st	1970	vs. Stephen F. Austin (21-13)
50th	9/3/05	vs. A&M-Commerce (17-7)
100th	10/11/14	vs. A&M-Kingsville (80-14)
Final	11/16/19	at Western New Mexico (41-24)

MILESTONE FCS VICTORIES

1st	2/21/21	vs. New Mexico State (43-17)
-----	---------	------------------------------

VICTORIES OVER FBS OPPONENTS

2/21/21	vs. New Mexico State (43-17)
---------	------------------------------

ALL-TIME LONGEST PLAYS

RUN

89 YDS Collin Strahan at Eastern NM
Oct. 18, 2014

PASS

99 YDS Jake Fenske to Cordell Valentine
vs. North Alabama on Nov. 3, 2012

FIELD GOAL

64 YDS Garrett Lindholm at TAMUK
Nov. 14, 2009

PUNT

84 YDS Ron Reid vs. Azusa Pacific
Nov. 17, 2018

KICKOFF RETURN

100 YDS Dray Roberson vs. New Mexico Highlands
Sept. 25, 2021

100 YDS Bubba Tandy vs. Western NM
Oct. 8

PUNT RETURN

100 YDS Justin Parson vs. Central Okla.
Nov. 15, 2003

INTERCEPTION RETURN

88 YDS Charles Davis vs. Central Okla.
Nov. 16, 2002

FUMBLE RETURN

98 YDS Devin Figures at McMurry
Oct. 25, 2014
Elliott Hart at UT Permian Basin
Sept. 30, 2017

THREE-TYPE TOUCHDOWN GAMES

PASS-RUSH-REC

QB Steve Kelly vs Eastern New Mexico
Oct. 13, 2001

RB Xavier Turner at Midwestern State
Nov. 4, 2017

KICK-PUNT RETURN TOUCHDOWN GAMES

KR-PR

CB Prince Robinson vs. Western New Mexico
Nov. 10, 2018





YEARLY LEADERS (SINCE '77)

INDIVIDUAL RUSHING

2021	Jayy McDonald	659 yds	100 att., 4 TDs, 6.6 YPC
2020	Ryheem Skinner	687 yds	161 att., 6 TDs, 4.3 YPC
2019	Daniel McCants	1,457 yds	164 att., 15 TDs, 8.9 YPC
2018	Xavier Turner	1,469 yds	228 att., 22 TDs, 6.4 YPC
2017	Xavier Turner	765 yds	149 att., 11 TDs, 5.1 YPC
2016	Joseph Sadler	613 yds	131 att., 5 TDs, 4.7 YPC
2015	Jabari Anderson	621 yds	101 att., 10 TDs, 6.1 YPC
2014	Zach Henshaw	673 yds	137 att., 7 TDs, 4.9 YPC
2013	Jerome Regal	653 yds	127 att., 6 TDs, 5.1 YPC
2012	Vaughn Smith	794 yds	154 att., 5 TDs, 5.2 YPC
2011	Courtney Vaughn	669 yds	139 att., 7 TDs, 4.8 YPC
2010	Evan Robertson	844 yds	192 att., 6 TDs, 4.4 YPC
2009	Evan Robertson	894 yds	170 att., 7 TDs, 5.3 YPC
2008	Roderick Smith	1,024 yds	137 att., 13 TDs, 7.5 YPC
2007	Roderick Smith	642 yds	100 att., 6 TDs, 6.4 YPC
2006	Michael Sampson	789 yds	146 att., 10 TDs, 5.4 YPC
2005	Derrick Ross	1,512 yds	236 att., 13 TDs, 6.4 YPC
2004	Derrick Ross	1,560 yds	254 att., 22 TDs, 6.1 YPC
2003	Joe Morrison	644 yds	122 att., 8 TDs, 5.3 YPC
2002	Olan Coleman	883 yds	148 att., 8 TDs, 6.0 YPC
2001	Alester Givens	492 yds	107 att., 3 TDs, 4.6 YPC
2000	Will Rogers	598 yds	127 att., 5 TDs, 4.7 YPC
1999	Jerome Smith	878 yds	232 att., 1 TD, 3.8 YPC
1998	Justin McDaniel	902 yds	243 att., 6 TDs, 3.7 YPC
1997	Lamont Randle	741 yds	174 att., 4 TDs, 4.3 YPC
1996	Lamont Randle	1,085 yds	218 att., 8 TDs, 5.0 YPC
1995	Craig West	367 yds	98 att., 2 TDs, 3.7 YPC
1994	Craig West	282 yds	65 att., 4 TDs, 4.3 YPC
1993	Lonzo Anderson	387 yds	99 att., 3 TDs, 3.9 YPC
1992	Jimmy Hering	585 yds	143 att., 1 TD, 4.1 YPC
1991	Robert Simpson	416 yds	102 att., 6 TDs, 4.1 YPC
1990	Robert Simpson	920 yds	213 att., 13 TDs, 4.3 YPC
1989	Robert Simpson	790 yds	149 att., 4 TDs, 5.3 YPC
1988	Kelvin Haynes	583 yds	102 att., 5 TDs, 5.7 YPC
1987	Gaylon Bowser	1,078 yds	217 att., 16 TDs, 4.9 YPC
1986	Gaylon Bowser	1,028 yds	172 att., 13 TDs, 5.9 YPC
1985	Deral Henderson	402 yds	79 att., 1 TD, 5.0 YPC
1984	Tyrone Foster	664 yds	143 att., 3 TDs, 4.6 YPC
1983	Tyrone Foster	361 yds	95 att., 1 TD, 3.7 YPC
1982	Ricky Bush	374 yds	100 att., 5 TDs, 3.7 YPC
1981	Ricky Bush	1,221 yds	249 att., 9 TDs, 4.9 YPC
1980	Ricky Bush	984 yds	201 att., 7 TDs, 4.9 YPC
1979	Ricky Bush	810 yds	172 att., 7 TDs, 4.7 YPC
1978	Chuck High	746 yds	205 att., 3 TDs, 3.6 YPC
1977	Mark Elam	674 yds	172 att., 3 TDs, 3.9 YPC

INDIVIDUAL PASSING

2021	Steven Duncan	2,505 yds	188 of 301, 9 INTs, 19 TDs
2020	Steven Duncan	1,542 yds	127 of 214, 3 INTs, 11 TDs
2019	Ben Holmes	3,338 yds	196 of 333, 3 INTs, 34 TDs
2018	Ben Holmes	2,659 yds	165 of 283, 6 INTs, 28 TDs
2017	Zed Woerner	2,466 yds	182 of 309, 11 INTs, 22 TDs
2016	Zed Woerner	2,445 yds	190 of 310, 11 INTs, 24 TDs
2015	Zed Woerner	2,165 yds	198 of 317, 8 INTs, 20 TDs
2014	Collin Strahan	1,659 yds	130 of 212, 3 INTs, 15 TDs
2013	Jake Fenske	2,407 yds	202 of 336, 10 INTs, 20 TDs
2012	Aaron Doyle	1,579 yds	153 of 244, 9 INTs, 10 TDs
2011	Nick Stephens	3,005 yds	242 of 429, 8 INTs, 20 TDs
2010	Nick Stephens	1,774 yds	132 of 258, 12 INTs, 9 TDs
2009	Scott Grantham	2,985 yds	205 of 398, 12 INTs, 19 TDs
2008	Scott Grantham	1,993 yds	154 of 283, 11 INTs, 14 TDs
2007	Scott Grantham	2,882 yds	191 of 316, 12 INTs, 24 TDs
2006	Richard Bartel	2,023 yds	161 of 276, 5 INTs, 16 TDs
2005	Richard Bartel	1,883 yds	153 of 253, 11 INTs, 12 TDs
2004	David Durell	1,257 yds	107 of 184, 4 INTs, 6 TDs
2003	Cliff Watkins	3,547 yds	265 of 437, 11 INTs, 29 TDs
2002	Chase Sugarek	2,232 yds	176 of 278, 7 INTs, 13 TDs
2001	Steve Kelly	3,411 yds	249 of 416, 10 INTs, 27 TDs
2000	Steve Kelly	2,638 yds	220 of 381, 12 INTs, 18 TDs
1999	Steve Kelly	2,154 yds	153 of 339, 13 INTs, 6 TDs
1998	Chad Cole	1,779 yds	131 of 263, 14 INTs, 9 TDs
1997	Chad Cole	2,675 yds	189 of 367, 16 INTs, 16 TDs
1996	Chad Cole	2,503 yds	205 of 355, 16 INTs, 18 TDs
1995	Nick Lucero	767 yds	53 of 142, 10 INTs, 1 TD
1994	Kevin Vickers	3,008 yds	189 of 371, 18 INTs, 24 TDs
1993	David Zunker	906 yds	67 of 154, 8 INTs, 3 TDs
1992	Jimmy Hering	1,651 yds	118 of 255, 9 INTs, 16 TDs
1991	Jimmy Hering	981 yds	84 of 186, 8 INTs, 8 TDs
1990	Eric Lugo	2,399 yds	174 of 313, 10 INTs, 20 TDs
1989	Eric Lugo	1,472 yds	114 of 221, 11 INTs, 8 TDs
1988	Kevin Talley	733 yds	57 of 104, 9 INTs, 5 TDs
1987	Danny David	1,251 yds	85 of 167, 8 INTs, 9 TDs
1986	Danny David	1,357 yds	78 of 168, 11 INTs, 11 TDs
1985	Kevin Dorn	938 yds	60 of 151, 11 INTs, 4 TDs
1984	Kevin Dorn	779 yds	50 of 107, 6 INTs, 4 TDs
1983	Kevin Petty	999 yds	73 of 160, 15 INTs, 3 TDs
1982	Kevin Petty	1,140 yds	88 of 180, 8 INTs, 8 TDs
1981	Bill Bayless	960 yds	60 of 167, 11 INTs, 9 TDs
1980	Shelby Wright	646 yds	62 of 172, 17 INTs, 2 TDs
1979	Greg Edwards	939 yds	60 of 136, 15 INTs, 7 TDs
1978	Shelby Wright	867 yds	57 of 174, 14 INTs, 10 TDs
1977	Johnny Gann	1,112 yds	76 of 174, 10 INTs, 14 TDs

BOLD indicates school record

YEARLY LEADERS (SINCE '77)

INDIVIDUAL RECEIVING				INDIVIDUAL SCORING			
2021	Tariq Bitson	721 yds	42 rec, 7 TDs, 17.2 YPC	2021	Adrian Guzman	66 points	36 PATs, 10 FGs
2020	Tariq Bitson	614 yds	43 rec, 7 TDs, 14.3 YPC	2020	Tariq Bitson	42 points	7 TDs
2019	Zimari Manning	1,462 yds	68 rec, 22 TDs, 21.5 YPC	2019	Zimari Manning	132 points	22 TDs
2018	Zimari Manning	947 yds	44 rec, 12 TDs, 21.5 YPC	2018	Xavier Turner	132 points	22 TDs
2017	Jeff Thomas	892 yds	58 rec, 6 TDs, 15.4 YPC	2017	Xavier Turner	72 points	12 TDs
2016	Del'Michael High	790 yds	55 rec, 10 TDs, 14.4 YPC	2016	Sergio Sroka	63 points	30 PATs, 11 FGs
2015	Le'Nard Meyers	1,034 yds	75 rec, 15 TDs, 13.8 YPC	2015	Le'Nard Meyers	92 points	15 TDs, 1 2PC
2014	Bubba Tandy	830 yds	45 rec, 4 TDs, 18.4 YPC	2014	Blake Barnes	85 points	55 PATs, 10 FGs
2013	Le'Nard Meyers	731 yds	58 rec, 4 TDs, 12.6 YPC	2013	Blake Barnes	74 points	38 PATs, 12 FGs
2012	Clifton Rhodes III	694 yds	56 rec, 4 TDs, 12.4 YPC	2012	Blake Barnes	92 points	38 PATs, 18 FGs
2011	Clifton Rhodes III	827 yds	52 rec, 3 TDs, 15.9 YPC	2011	Courtney Vaughn	54 points	9 TDs
2010	Jeken Frye	704 yds	44 rec, 6 TDs, 16.0 YPC	2010	Blake Wiest	60 points	24 PATs, 12 FGs
2009	Jahmeel Hobson	1,046 yds	57 rec, 7 TDs, 18.4 YPC	2009	Garrett Lindholm	88 points	43 PATs, 15 FGs
2008	Eric Foreman	661 yds	40 rec, 3 TDs, 16.5 YPC	2008	Roderick Smith	90 points	15 TDs
2007	Devin Guinn	1,039 yds	57 rec, 12 TDs, 18.2 YPC	2007	Devin Guinn	72 points	12 TDs
2006	Jeremy Madkins	720 yds	49 rec, 5 TDs, 14.7 YPC	2006	Paul Williams	69 points	30 PATs, 13 FGs
2005	Jeremy Madkins	693 yds	51 rec, 7 TDs, 13.6 YPC	2005	Derrick Ross	84 points	14 TDs
2004	Chris Daniels	370 yds	26 rec, 1 TD, 14.2 YPC	2004	Derrick Ross	134 points	22 TDs, 1 2PC
2003	Will Moody	1,140 yds	69 rec, 10 TDs, 16.5 YPC	2003	Jamie Guin	73 points	43 PATs, 10 FGs
2002	Will Moody	759 yds	61 rec, 7 TDs, 12.4 YPC	2002	J.W. Boren,	90 points	39 PATs, 17 FGs
2001	Damien Jackson	758 yds	31 rec, 10 TDs, 24.5 YPC	2001	J.W. Boren	94 points	52 PATs, 14 FGs
2000	Chris Chambers	729 yds	61 rec, 5 TDs, 12.0 YPC	2000	J.W. Boren	78 points	30 PATs, 16 FGs
1999	Derek Grimes	640 yds	41 rec, 3 TDs, 15.6 YPC	1999	Steve Kelly	54 points	9 TDs
1998	Steven Kendall	533 yds	35 rec, 3 TDs, 15.2 YPC	1998	Brad Couch	40 points	19 PATs, 7 FGs
1997	Steven Kendall	717 yds	44 rec, 6 TDs, 16.3 YPC	1997	Bryan Jones	56 points	29 PATs, 9 FGs
1996	Colin Yocom	686 yds	40 rec, 5 TDs, 17.1 YPC	1996	Lamont Randle	60 points	10 TDs
1995	Colin Yocom	386 yds	30 rec, 2 TDs, 12.9 YPC	1995	Brad Couch	26 points	11 PATs, 5 FGs
1994	Ryland Bailey	996 yds	60 rec, 12 TDs, 16.6 YPC	1994	Ryland Bailey	74 points	12 TDs, 1 2PC
1993	Kevin Benjamin	517 yds	39 rec, 4 TDs, 13.3 YPC	1993	Trampas Wilson	58 points	22 PATs, 12 FGs
1992	Kevin Vickers	487 yds	32 rec, 3 TDs, 15.2 YPC	1992	Steve Pinnell	38 points	6 TDs, 1 2PC
1991	Walter Favors	341 yds	29 rec, 2 TDs, 11.8 YPC	1991	Robert Simpson	36 points	6 TDs
1990	Bobby Sutton	921 yds	51 rec, 8 TDs, 18.1 YPC	1990	Robert Simpson	86 points	14 TDs, 1 2PC
1989	Bobby Sutton	504 yds	33 rec, 3 TDs, 15.3 YPC	1989	Robert Simpson	36 points	6 TDs
1988	Paul Allison	289 yds	18 rec, 3 TDs, 16.0 YPC	1988	Shawn Minor	48 points	24 PATs, 8 FGs
1987	Boo Jones	515 yds	33 rec, 4 TDs, 15.6 YPC	1987	Gaylon Bowser	108 points	18 TDs
1986	Melvin Modesty	528 yds	25 rec, 3 TDs, 21.1 YPC	1986	Gaylon Bowser	84 points	14 TDs
1985	Vic Routh	259 yds	15 rec, 2 TDs, 17.2 YPC	1985	Mike Myers	29 points	11 PATs, 6 FGs
1984	Vic Routh	274 yds	12 rec, 1 TD, 22.8 YPC	1984	Vince Oldag	46 points	22 PATs, 8 FGs
1983	Darrell Piske	424 yds	27 rec, 1 TD, 15.7 YPC	1983	Vince Oldag	22 points	10 PATs, 4 FGs
1982	Wade Wilson	495 yds	24 rec, 7 TDs, 20.6 YPC	1982	Wade Wilson	42 points	7 TDs
1981	Darrell Piske	383 yds	23 rec, 2 TDs, 16.6 YPC	1981	Ricky Bush	68 points	11 TDs, 1 2PC
1980	Dave Riegel	268 yds	15 rec, 2 TDs, 17.8 YPC	1980	Ricky Bush	54 points	8 TDs, 3 2PCs
1979	Sam Scott	512 yds	33 rec, 1 TD, 15.5 YPC	1979	Ricky Bush	48 points	8 TDs
1978	Joseph Gossett	349 yds	15 rec, 6 TDs, 23.2 YPC	1978	Gale Grant	48 points	18 PATs, 10 FGs
1977	Carl Pleasant	336 yds	15 rec, 5 TDs, 22.4 YPC	1977	Gale Grant	50 points	20 PATs, 10 FGs

BOLD indicates school record



YEARLY LEADERS (SINCE '77)

INDIVIDUAL PUNTING

Year	Player	Average	Total Punting
2021	Jake Walrath	42.6 average	50 punts, 2,129 yards
2020	Jake Walrath	37.5 average	30 punts, 1,124 yards
2019	J.R. Fullen	40.5 average	34 punts, 1,377 yards
2018	Ron Reid	42.1 average	54 punts, 2,274 yards
2017	Ron Reid	41.8 average	67 punts, 2,801 yards
2016	Ron Reid	37.0 average	59 punts, 2,182 yards
2015	Isaac Arellano	41.7 average	38 punts, 1,585 yards
2014	Blake Barnes	34.9 average	34 punts, 1,188 yards
2013	Isaac Arellano	41.0 average	46 punts, 1,884 yards
2012	Isaac Arellano	41.8 average	38 punts, 1,587 yards
2011	Jerry Owens	39.9 average	29 punts, 1,156 yards
2010	Jerry Owens	36.9 average	55 punts, 2,029 yards
2009	Kyle Hopf	39.4 average	71 punts, 2,795 yards
2008	Kyle Hopf	39.7 average	38 punts, 1,510 yards
2007	Kyle Hopf	40.4 average	38 punts, 1,534 yards
2006	Paul Williams	38.7 average	39 punts, 1,508 yards
2005	Drew Womble	37.5 average	48 punts, 1,799 yards
2004	Paul Williams	37.5 average	60 punts, 2,251 yards
2003	Chris Peterson	36.4 average	38 punts, 1,383 yards
2002	Chris Evatt	40.2 average	49 punts, 1,971 yards
2001	Chris Evatt	35.2 average	50 punts, 1,762 yards
2000	Bryan Camp	34.0 average	54 punts, 1,837 yards
1999	Bryan Camp	35.6 average	46 punts, 1,639 yards
1998	Brian Cox	34.2 average	50 punts, 1,709 yards
1997	Brad Couch	33.8 average	63 punts, 2,132 yards
1996	Brad Couch	36.2 average	48 punts, 1,738 yards
1995	Brad Couch	34.2 average	69 punts, 2,363 yards
1994	Brad Couch	39.0 average	48 punts, 1,873 yards
1993	Kyle Allred	36.0 average	49 punts, 1,763 yards
1992	Kyle Allred	39.8 average	57 punts, 2,268 yards
1991	Kyle Allred	36.3 average	63 punts, 2,288 yards
1990	Lee Neef	36.9 average	56 punts, 2,067 yards
1989	Todd Sells	39.6 average	65 punts, 2,574 yards
1988	Todd Sells	42.0 average	43 punts, 1,809 yards
1987	Todd Sells	37.5 average	49 punts, 1,839 yards
1986	Scott Smith	40.9 average	58 punts, 2,370 yards
1985	Scott Smith	40.2 average	64 punts, 2,575 yards
1984	Scott Smith	38.8 average	61 punts, 2,370 yards
1983	Scott Smith	37.6 average	57 punts, 2,145 yards
1982	Steve Bean	35.3 average	51 punts, 1,800 yards
1981	Clyde Steelman	37.1 average	33 punts, 1,224 yards
1980	Ronnie Heller	38.0 average	75 punts, 2,855 yards
1979	Ronnie Heller	36.6 average	49 punts, 1,797 yards
1978	Gale Grant	38.1 average	78 punts, 2,975 yards
1977	Mark Elam	36.1 average	41 punts, 1,480 yards

INDIVIDUAL TACKLES

Year	Player	Total Tackles	Solo	Assisted
2021	D.J. Harris	66 tackles	35 solo	31 assisted
2020	Ronnell Wilson	76 tackles	33 solo	43 assisted
2019	B.J. Jefferson	95 tackles	41 solo	54 assisted
2018	Basil Jackson	106 tackles	55 solo	51 assisted
2017	Basil Jackson	122 tackles	64 solo	58 assisted
2016	Cody Burtscher	117 tackles	49 solo	68 assisted
2015	Cody Burtscher	95 tackles	43 solo	52 assisted
2014	Marc Martinez	110 tackles	44 solo	66 assisted
2013	Marquis Wadley	126 tackles	66 solo	60 assisted
2012	Marquis Wadley	83 tackles	40 solo	43 assisted
2011	Marquis Wadley	119 tackles	75 solo	44 assisted
2010	Damian Perkins	99 tackles	30 solo	69 assisted
2009	Matt Knicky	98 tackles	36 solo	62 assisted
2008	O'Lindsey Brown	66 tackles	33 solo	33 assisted
	Marcus Phillips	66 tackles	28 solo	38 assisted
2007	Ranardrick Phillips	91 tackles	47 solo	44 assisted
2006	Erick Smith	99 tackles	42 solo	57 assisted
2005	Erick Smith	98 tackles	42 solo	56 assisted
2004	Ken Jones	95 tackles	33 solo	62 assisted
2003	Ken Jones	111 tackles	42 solo	69 assisted
2002	Brandon Young	85 tackles	34 solo	51 assisted
2001	Michael Jackson	100 tackles	46 solo	54 assisted
2000	Michael Jackson	69 tackles	36 solo	33 assisted
1999	Trenzio Turner	68 tackles	28 solo	40 assisted
1998	Dusty Hafer	104 tackles	55 solo	49 assisted
1997	Dusty Hafer	111 tackles	38 solo	73 assisted
1996	Chad Hierholzer	105 tackles	38 solo	67 assisted
1995	David Hutyra	105 tackles	38 solo	67 assisted
1994	Stephen Moseley	103 tackles	75 solo	28 assisted
1993	Clint Jentsch	138 tackles	107 solo	31 assisted
1992	Clint Jentsch	109 tackles	77 solo	32 assisted
1991	Roy Graham	93 tackles	59 solo	34 assisted
1990	Roy Graham	68 tackles	37 solo	31 assisted
1989	Dusty Baker	110 tackles	84 solo	26 assisted
1988	Tony Montgomery	96 tackles	64 solo	32 assisted
1987	Robert Ivey	109 tackles	69 solo	40 assisted
1986	Robert Ivey	99 tackles	58 solo	41 assisted
1985	Craig Hancock	92 tackles	66 solo	26 assisted
1984	Eddy Stiggers	128 tackles	86 solo	42 assisted
1983	Eddy Stiggers	104 tackles	64 solo	40 assisted
1982	Lary Fowler	112 tackles	67 solo	45 assisted
1981	Lary Fowler	127 tackles	65 solo	62 assisted
1980	Jim Ryan	111 tackles	61 solo	50 assisted
1979	Tony Tuck	113 tackles	64 solo	49 assisted
1978	Tally Neal	192 tackles	136 solo	56 assisted
1977	Tally Neal	90 tackles	*breakdown unavailable	

YEARLY LEADERS (SINCE '77)

TEAM TOTAL OFFENSE				TEAM TOTAL DEFENSE			
2021	4,571 yards	1,932 rushing, 2,639 passing	415.5 YPG	2021	4,010 yards	1,920 rushing, 2,090 passing	364.5 YPG
2020	3,286 yards	1,431 rushing, 1,855 passing	410.8 YPG	2020	2,437 yards	1,135 rushing, 1,302 passing	304.6 YPG
2019	6,380 yards	2,976 rushing, 3,404 passing	531.7 YPG	2019	3,448 yards	1,236 rushing, 2,212 passing	287.3 YPG
2018	6,709 yards	4,301 rushing, 2,678 passing	516.1 YPG	2018	3,941 yards	1,315 rushing, 2,626 passing	303.2 YPG
2017	4,449 yards	1,581 rushing, 2,868 passing	370.8 YPG	2017	5,398 yards	2,237 rushing, 3,161 passing	449.8 YPG
2016	3,942 yards	1,060 rushing, 2,882 passing	358.4 YPG	2016	4,826 yards	1,769 rushing, 3,057 passing	438.7 YPG
2015	4,512 yards	1,762 rushing, 2,750 passing	451.2 YPG	2015	5,596 yards	2,963 rushing, 2,633 passing	559.6 YPG
2014	5,228 yards	2,220 rushing, 3,008 passing	522.8 YPG	2014	4,485 yards	1,903 rushing, 2,582 passing	448.5 YPG
2013	4,708 yards	1,547 rushing, 3,161 passing	470.8 YPG	2013	4,419 yards	1,506 rushing, 2,913 passing	441.9 YPG
2012	4,625 yards	1,761 rushing, 2,864 passing	462.5 YPG	2012	3,604 yards	1,378 rushing, 2,226 passing	360.4 YPG
2011	4,311 yards	1,114 rushing, 3,197 passing	391.9 YPG	2011	4,533 yards	1,632 rushing, 2,901 passing	412.1 YPG
2010	3,573 yards	1,238 rushing, 2,335 passing	324.8 YPG	2010	4,230 yards	1,581 rushing, 2,649 passing	384.5 YPG
2009	5,021 yards	1,863 rushing, 2,178 passing	386.2 YPG	2009	4,204 yards	1,395 rushing, 2,809 passing	323.4 YPG
2008	4,131 yards	2,059 rushing, 2,072 passing	375.5 YPG	2008	3,512 yards	1,346 rushing, 2,166 passing	319.3 YPG
2007	4,974 yards	1,931 rushing, 3,043 passing	452.2 YPG	2007	4,011 yards	1,508 rushing, 2,503 passing	364.6 YPG
2006	3,706 yards	1,537 rushing, 2,169 passing	370.6 YPG	2006	2,637 yards	905 rushing, 1,732 passing	263.7 YPG
2005	3,834 yards	1,921 rushing, 1,913 passing	383.4 YPG	2005	3,665 yards	1,766 rushing, 1,899 passing	366.5 YPG
2004	4,186 yards	2,190 rushing, 1,996 passing	380.5 YPG	2004	3,249 yards	1,065 rushing, 2,184 passing	295.4 YPG
2003	5,659 yards	1,663 rushing, 3,996 passing	471.6 YPG	2003	3,872 yards	1,607 rushing, 2,265 passing	322.7 YPG
2002	4,341 yards	1,974 rushing, 2,547 passing	394.6 YPG	2002	2,982 yards	1,430 rushing, 1,553 passing	271.2 YPG
2001	5,432 yards	1,773 rushing, 3,659 passing	417.8 YPG	2001	4,477 yards	2,028 rushing, 2,449 passing	344.4 YPG
2000	4,416 yards	1,693 rushing, 2,723 passing	401.5 YPG	2000	3,467 yards	1,550 rushing, 1,917 passing	315.2 YPG
1999	3,650 yards	1,496 rushing, 2,154 passing	331.8 YPG	1999	3,092 yards	1,539 rushing, 1,553 passing	281.1 YPG
1998	3,495 yards	1,235 rushing, 2,260 passing	317.7 YPG	1998	3,840 yards	1,464 rushing, 2,376 passing	349.1 YPG
1997	4,220 yards	1,418 rushing, 2,802 passing	383.6 YPG	1997	4,403 yards	2,173 rushing, 2,230 passing	400.3 YPG
1996	4,073 yards	1,503 rushing, 2,570 passing	407.3 YPG	1996	3,638 yards	1,671 rushing, 1,967 passing	363.8 YPG
1995	2,678 yards	913 rushing, 1,765 passing	243.5 YPG	1995	4,179 yards	2,385 rushing, 1,794 passing	379.9 YPG
1994	4,364 yards	940 rushing, 3,424 passing	436.4 YPG	1994	4,132 yards	2,101 rushing, 2,031 passing	413.2 YPG
1993	3,155 yards	1,308 rushing, 1,847 passing	315.5 YPG	1993	4,166 yards	2,310 rushing, 1,856 passing	416.6 YPG
1992	3,277 yards	1,398 rushing, 1,879 passing	327.7 YPG	1992	3,346 yards	1,536 rushing, 1,810 passing	334.6 YPG
1991	2,620 yards	1,212 rushing, 1,408 passing	262.0 YPG	1991	3,014 yards	1,750 rushing, 1,264 passing	301.4 YPG
1990	4,634 yards	2,010 rushing, 2,624 passing	386.2 YPG	1990	3,015 yards	1,184 rushing, 1,831 passing	251.3 YPG
1989	4,011 yards	2,045 rushing, 1,966 passing	334.3 YPG	1989	3,655 yards	2,163 rushing, 1,492 passing	304.6 YPG
1988	3,390 yards	1,831 rushing, 1,559 passing	339.0 YPG	1988	2,445 yards	950 rushing, 1,495 passing	244.5 YPG
1987	3,400 yards	2,153 rushing, 1,247 passing	340.0 YPG	1987	3,242 yards	1,194 rushing, 2,048 passing	324.2 YPG
1986	3,521 yards	2,182 rushing, 1,339 passing	352.1 YPG	1986	3,303 yards	1,284 rushing, 2,019 passing	330.3 YPG
1985	2,462 yards	1,351 rushing, 1,111 passing	246.2 YPG	1985	3,749 yards	1,881 rushing, 1,868 passing	374.9 YPG
1984	2,360 yards	1,294 rushing, 1,066 passing	236.0 YPG	1984	2,771 yards	1,309 rushing, 1,462 passing	277.1 YPG
1983	2,178 yards	947 rushing, 1,231 passing	242.0 YPG	1983	2,474 yards	1,137 rushing, 1,337 passing	274.9 YPG
1982	2,343 yards	950 rushing, 1,393 passing	292.9 YPG	1982	2,101 yards	705 rushing, 1,396 passing	262.6 YPG
1981	3,063 yards	1,675 rushing, 1,388 passing	306.3 YPG	1981	2,503 yards	1,137 rushing, 1,366 passing	250.3 YPG
1980	2,596 yards	1,648 rushing, 948 passing	259.6 YPG	1980	2,599 yards	1,648 rushing, 948 passing	259.6 YPG
1979	2,812 yards	1,692 rushing, 1,120 passing	281.2 YPG	1979	2,812 yards	1,458 rushing, 1,141 passing	259.9 YPG
1978	2,247 yards	1,328 rushing, 919 passing	224.7 YPG	1978	988 yards	158 rushing, 830 passing	98.8 YPG
1977	2,815 yards	1,531 rushing, 1,284 passing	281.5 YPG	1977	2,338 yards	1,084 rushing, 1,254 passing	233.8 YPG

BOLD indicates school record



YEARLY RESULTS

As a Junior College (1915-1960) | As a Senior College (1961-Present) | Although records indicate Tarleton began playing football as early as 1904, no scores for games exist until 1915.

1915

RECORD: 3-4-1

COACH A.B. HAYES

--	Comanche	L	--	6-12
--	Daniel Baker	L	--	0-6
--	Britton (Cisco)	T	--	0-0
--	Thorp Springs	W	--	39-7
--	Meridian College	L	--	7-13
--	Comanche	W	--	20-0
--	Howard Payne	L	--	0-2
--	Fort Worth YMCA	W	--	16-0

1916

RECORD: 2-3-2

COACH A.B. HAYES

--	Trinity	T	--	0-0
--	Britton (Cisco)	T	--	0-0
--	Stamford	W	--	25-0
--	Daniel Baker	L	--	0-35
--	Fort Worth YMCA	W	--	51-0
--	Thorp Springs	L	--	0-7
--	Meridian College	L	--	0-14

1917

RECORD: 5-4

COACH A.B. HAYES

--	Howard Payne	L	--	0-13
--	Carlisle	W	--	3-0
--	Howard Payne	L	--	0-6
--	Granbury H.S.	W	--	13-6
--	Weatherford	L	--	*
--	Thorp Springs	L	--	4-13
--	Meridian College	W	--	20-6
--	De Leon H.S.	W	--	38-7
--	Simmons	W	--	12-7

*--No Score Available

1918

RECORD: N/A

COACH N/A

--	Did Not Play	--	--	--
----	--------------	----	----	----

1919

RECORD: 6-1

COACH A.B. HAYES

--	Meridian College	W	--	19-0
--	Taliaferro	W	--	*
--	Daniel Baker	W	--	65-0
--	Dallas University	W	--	55-0
--	Thorp Springs	W	--	65-0
--	Simmons	W	--	19-13
--	Simmons	L	--	6-32

*--No Score Available

1920

RECORD: 7-3-1

COACH W.J. WISDOM

--	Comanche	W	--	38-0
--	Howard Payne	L	--	0-37
--	Baylor Ineligibles	W	--	98-0
--	Meridian College	W	--	106-0
--	Simmons	W	--	13-0
--	Abilene Christian	T	--	0-0
--	Denton Normal	W	--	20-7
--	Decatur	W	--	26-7
--	Abilene Christian	L	--	0-13
--	Baylor Freshmen	L	--	6-14
--	N.T.A.C.	W	--	48-0

1921

RECORD: 8-1-1

COACH W.J. WISDOM

--	Weatherford	W	--	49-6
--	Baylor Freshmen	L	--	0-35
--	Daniel Baker	W	--	13-7
--	Clifton	W	--	47-0
--	Denton Normal	W	--	13-0
--	Meridian College	W	--	21-0
--	Decatur	W	--	38-0
--	Baylor Freshmen	W	--	20-6
--	Clarendon	W	--	34-3
--	N.T.A.C.	T	--	7-7

1922

RECORD: 7-3

COACH W.J. WISDOM

--	Cisco Christian	W	--	28-8
--	Clifton	W	--	24-6
--	S.M.U. Freshmen	W	--	25-0
--	Dallas University	W	--	2-0
--	So'western Texas Normal	L	--	0-22
--	Meridian College	W	--	10-0
--	Decatur	W	--	47-0
--	Baylor Freshmen	L	--	0-21
--	Alexander College	L	--	13-19
--	N.T.A.C.	W	--	6-0

1923

RECORD: 3-5

COACH DAVIS R. PENA

--	Clifton	W	--	21-0
--	N.T.A.C.	L	--	0-14
--	Weatherford	L	--	6-27
--	S.M.U. Freshmen	L	--	0-18
--	Decatur	W	--	6-0
--	Abilene Christian	W	--	7-3
--	UT Freshmen	L	--	6-39
--	Meridian College	L	--	0-10

1924

RECORD: 4-3-2

COACH W.J. WISDOM

--	Randolph (Cisco)	W	--	47-0
--	UT Freshmen	L	--	0-33
--	A&M Freshmen	L	--	0-6
--	Decatur	T	--	7-7
--	Weatherford	W	--	27-0
--	Clifton	W	--	33-0
--	N.T.A.C.	T	--	6-6
--	Meridian College	W	--	21-6
--	Wesley College	L	--	3-14

1925

RECORD: 9-0-1

COACH W.J. WISDOM

--	Clifton	W	--	81-0
--	McMurry College	W	--	13-0
--	Randolph (Cisco)	W	--	21-0
--	Weatherford	W	--	27-0
--	Wichita Falls	W	--	55-0
--	Westminster	W	--	14-0
--	Baylor Freshmen	T	--	7-7
--	N.T.A.C.	W	--	44-6
--	Burleson	W	--	14-12
--	Midwestern State	W	A	55-0

1926

RECORD: 7-2

COACH W.J. WISDOM

--	Baylor Freshmen	L	--	6-12
--	Meridian College	L	--	0-3
--	Hillsboro	W	--	12-0
--	Wichita Falls	W	--	34-0
--	McMurry College	W	--	26-7
--	Wesley College	W	--	23-0
--	N.T.A.C.	W	--	13-0
--	Clifton	W	--	19-0
--	Midwestern State	W	A	34-0

1927

RECORD: 6-1-1

COACH W.J. WISDOM

--	Abilene Christian	T	--	6-6
--	McMurry College	L	--	0-14
--	Hillsboro	W	--	20-0
--	Wesley College	W	--	33-0
--	Gainesville	W	--	39-0
--	Ranger	W	--	26-6
--	N.T.A.C.	W	--	18-7
--	Clifton	W	--	19-0

YEARLY RESULTS

1928			
RECORD: 7-3			
COACH W.J. WISDOM			
--	Abilene Christian	W	-- 12-6
--	Decatur	L	-- 7-19
--	Clifton	W	-- 70-0
--	Wesley College	W	-- 14-7
--	Hillsboro	W	-- 29-0
--	Gainesville	W	-- 13-12
--	McMurry College	L	-- 0-32
--	Sul Ross State	L	-- 7-27
--	Randolph (Cisco)	W	-- 13-6
--	Ranger	W	-- 21-0

1932			
RECORD: 4-4-2			
COACH W.J. WISDOM			
--	Abilene Christian	T	-- 6-6
--	Weatherford	L	-- 7-13
--	Daniel Baker	L	-- 9-10
--	Marshall	W	-- 19-10
--	Ranger	W	-- 6-0
--	Schreiner Institute	L	-- 2-7
--	TCU Freshmen	L	-- 6-7
--	Hillsboro	W	-- 39-14
--	Decatur Baptist	T	-- 7-7
--	Warner Memorial U.	W	-- 40-0

1936			
RECORD: 3-5			
COACH H.J. SANDERS			
--	Altus (Okla.)	L	-- 0-20
--	Cameron (Okla.)	W	-- 14-6
--	Decatur Baptist	W	-- 35-0
--	A&M "B" Team	L	-- 0-13
--	Texas Military Institute	W	-- 11-7
--	Texas Wesleyan	L	-- 7-13
--	Weatherford	L	-- 6-13
--	N.T.A.C.	L	-- 0-25

1929			
RECORD: 1-6-2			
COACH W.A. HALL			
--	Daniel Baker	L	-- 0-20
--	Abilene Christian	L	-- 0-19
--	S.M.U. Freshmen	L	-- 0-31
--	Gainesville	W	-- 13-0
--	Randolph (Cisco)	L	-- 6-7
--	Wichita Falls	T	-- 0-0
--	Hillsboro	T	-- 6-6
--	T.C.U. Freshmen	L	-- 0-27
--	Howard Payne	L	-- 0-33

1933			
RECORD: 1-6-3			
COACH W.J. WISDOM			
--	Cox's of Waco	W	-- 18-0
--	Howard Payne	L	-- 0-20
--	Decatur Baptist	L	-- 0-7
--	Abilene Christian	L	-- 0-7
--	TCU Freshmen	L	-- 0-7
--	Schreiner Institute	T	-- 0-0
--	Weatherford	L	-- 0-19
--	Texas Military Institute	L	-- 0-13
--	Ranger	T	-- 0-0
--	N.T.A.C.	T	-- 0-0

1937			
RECORD: 6-2-2			
COACH H.J. SANDERS			
--	Abilene Christian	W	-- 7-6
--	Cameron (Okla.)	T	-- 6-6
--	H.S.U. Freshmen	W	-- 7-6
--	Decatur Baptist	W	-- 7-6
--	H.P.U. "B" Team	W	-- 48-20
--	Hillsboro	W	-- 14-0
--	Schreiner Institute	L	-- 7-13
--	Weatherford	T	-- 7-7
--	N.T.A.C.	W	-- 12-0
--	Weatherford	L	-- 2-7

1930			
RECORD: 2-6-1			
COACH W.J. WISDOM			
--	Simmons	L	-- 0-30
--	Abilene Christian	L	-- 0-18
--	Hillsboro	L	-- 6-7
--	Stephen F. Austin	L	-- 0-14
--	TCU Freshmen	L	-- 0-12
--	Marshall	L	-- 7-25
--	Jefferson Law School	W	-- 43-0
--	Westminster	W	-- 43-0
--	Midwestern State	T A	0-0

1934			
RECORD: 5-1-4			
COACH W.J. WISDOM			
--	Abilene Christian	T	-- 6-6
--	Clifton	W	-- 51-6
--	Daniel Baker	T	-- 6-6
--	Decatur Baptist	W	-- 21-7
--	Dixie University	W	-- 46-0
--	TCU Freshmen	T	-- 0-0
--	Weatherford	L	-- 13-27
--	Texas Military Institute	W	-- 6-0
--	Ranger	W	-- 26-0
--	N.T.A.C.	T	-- 0-0

1938			
RECORD: 4-4-1			
COACH EARL RUDDER			
--	Abilene Christian	L	-- 6-21
--	Cameron (Okla.)	L	-- 0-6
--	Sul Ross State	L	-- 13-32
--	Decatur Baptist	W	-- 38-7
--	Hillsboro	W	-- 25-0
--	Schreiner Institute	T	-- 7-7
--	Weatherford	W	-- 7-0
--	Clifton	W	-- 38-6
--	N.T.A.C.	L	-- 0-7

1931			
RECORD: 5-3-1			
COACH W.J. WISDOM			
--	A&M "B" Team	L	-- 7-21
--	Abilene Christian	L	-- 0-13
--	Hillsboro	W	-- 13-0
--	Marshall	T	-- 7-7
--	Daniel Baker	W	-- 13-7
--	Westminster	W	-- 45-0
--	TCU Freshmen	W	-- 13-0
--	Jefferson Law School	W	-- 34-0
--	Amarillo	L	-- 0-12

1935			
RECORD: 9-2			
COACH W.J. WISDOM			
--	Westmoreland	W	-- 24-0
--	Clifton	W	-- 19-0
--	Daniel Baker	W	-- 3-0
--	Decatur Baptist	W	-- 19-0
--	Hillsboro	W	-- 40-0
--	Texas Wesleyan	W	-- 7-6
--	Weatherford	W	-- 14-0
--	Texas Military Institute	W	-- 14-0
--	Ranger	W	-- 92-0
--	N.T.A.C.	L	-- 3-16
--	Hillsboro	L	-- 0-7

1939			
RECORD: 6-4			
COACH EARL RUDDER			
--	Paris	L	-- 7-12
--	Cameron (Okla.)	L	-- 7-20
--	Kilgore	L	-- 13-21
--	Decatur Baptist	W	-- 26-0
--	San Angelo	W	-- 14-6
--	Schreiner Institute	L	-- 7-13
--	Weatherford	W	-- 13-6
--	Hillsboro	W	-- 13-6
--	Murray State	W	-- 25-14
--	N.T.A.C.	W	-- 6-0



YEARLY RESULTS

1940
RECORD: 8-2
COACH EARL RUDDER

--	H.S.U. Freshmen	W	--	32-0
--	San Angelo	W	--	14-12
--	Kilgore	L	--	6-24
--	Decatur Baptist	W	--	14-13
--	Schriener Institute	L	--	6-12
--	Lamar	W	--	14-9
--	Weatherford	W	--	7-0
--	Hillsboro	W	--	10-7
--	Paris	W	--	7-6
--	N.T.A.C.	W	--	13-7

1945
RECORD: 2-5-1
COACH MARSHAL HUGHES

--	Camp Hood	L	--	0-12
--	Camp Hood	L	--	0-20
--	N.T.A.C.	L	--	0-19
--	Allen Academy	T	--	6-6
--	A&M "B" Team	L	--	0-53
--	Allen Academy	W	--	20-0
--	S.M.U. "B" Team	L	--	7-40
--	Abilene Christian	W	--	19-0

1949
RECORD: 4-6
COACH WILLIE ZAPALAC

--	Ranger	W	--	27-0
--	Paris	L	--	12-28
--	Arlington State	W	--	26-0
--	Clifton	W	--	34-0
--	Lamar	L	--	0-7
--	Tyler	L	--	0-41
--	Kilgore	L	--	14-20
--	Schreiner Institute	W	--	12-0
--	San Angelo	L	--	12-37
--	McNeese State	L	--	14-20

1941
RECORD: 5-2-2
COACH T.J. FIELDS

--	Cameron (Okla.)	T	--	6-6
--	San Angelo	W	--	14-0
--	Kilgore	L	--	7-33
--	Decatur Baptist	T	--	0-0
--	Schreiner Institute	L	--	0-9
--	Weatherford	W	--	27-6
--	Hillsboro	W	--	34-14
--	H.S.U. Freshmen	W	--	14-0
--	N.T.A.C.	W	--	9-0

1946
RECORD: 3-8
COACH C.M. "DUTCH" FLORY

--	Clifton	W	--	7-0
--	Decatur Baptist	W	--	20-0
--	Hardin College	L	--	0-19
--	Kilgore	L	--	0-20
--	Schreiner Institute	L	--	0-6
--	Lamar	L	--	7-19
--	San Angelo	L	--	0-18
--	Paris	L	--	0-7
--	Hillsboro	W	--	20-0
--	N.T.A.C.	L	--	6-7
--	Midwestern State	L	A	0-19

1950
RECORD: 7-3
COACH WILLIE ZAPALAC

--	Cisco	W	--	54-6
--	Blinn	W	--	40-0
--	Ranger	L	--	6-7
--	H.S.U. Freshmen	W	--	22-0
--	Cameron (Okla.)	W	--	28-13
--	Midwestern "B" Team	W	--	20-0
--	Kilgore	L	--	6-32
--	Schreiner Institute	W	--	26-13
--	San Angelo	L	--	14-33
--	Arlington State	W	--	31-7

1942
RECORD: N/A
COACH N/A

--	Did Not Play	--	--	--
----	--------------	----	----	----

1943
RECORD: N/A
COACH N/A

--	Did Not Play	--	--	--
----	--------------	----	----	----

1947
RECORD: 2-8
COACH C.M. "DUTCH" FLORY

--	Clifton	W	--	13-6
--	Tyler	L	--	0-26
--	Weatherford	W	--	25-0
--	Kilgore	L	--	0-44
--	Schreiner Institute	L	--	6-19
--	Lamar	L	--	0-14
--	San Angelo	L	--	0-35
--	Paris	L	--	7-13
--	Hillsboro	L	--	0-19
--	N.T.A.C.	L	--	0-7

1951
RECORD: 3-5-1
COACH H.A. "SANDY" SANFORD

--	Cisco	W	--	13-0
--	Blinn	W	--	12-6
--	Paris	L	--	0-28
--	Cameron (Okla.)	L	--	7-33
--	Kilgore	L	--	14-47
--	Ranger	W	--	12-6
--	Schreiner Institute	L	--	8-14
--	San Angelo	L	--	6-28
--	Arlington State	T	--	20-20

1944
RECORD: 1-8
COACH JIMMIE MARSHALL

--	Blackland AFB	L	--	0-24
--	Bergstrom AFB	L	--	0-33
--	Southwestern	L	--	0-19
--	Eagle Mountain Marines	L	--	0-7
--	N.T.A.C.	L	--	0-12
--	Abilene Collegians	W	--	13-0
--	Blackland AFB	L	--	0-27
--	Galveston AFB	L	--	0-40
--	Hondo AFB	L	--	6-47

1948
RECORD: 2-7
COACH C.M. "DUTCH" FLORY

--	Clifton	W	--	13-0
--	Tyler	L	--	7-19
--	A&M Freshmen	L	--	7-12
--	Kilgore	L	--	12-33
--	Schreiner Institute	W	--	7-0
--	Lamar	L	--	19-26
--	San Angelo	L	--	0-25
--	Paris	L	--	13-27
--	N.T.A.C.	L	--	0-6

1952
RECORD: 6-3
COACH H.A. "SANDY" SANFORD

--	Cisco	W	--	34-6
--	Paris	L	--	14-20
--	Little Rock (Ark.)	W	--	27-7
--	East Texas State "B" Team	L	--	21-20
--	Kilgore	W	--	13-7
--	Ranger	W	--	7-6
--	Schreiner Institute	W	--	9-6
--	San Angelo	L	--	14-26
--	Arlington State	L	--	0-14

YEARLY RESULTS

1953

RECORD: 3-6

COACH H.A. "SANDY" SANFORD

-- Cisco	W	--	20-12
-- Paris	L	--	13-33
-- A&M Freshmen	L	--	0-34
-- T.C.U. Freshmen	L	--	0-40
-- Kilgore	L	--	7-40
-- Ranger	L	--	7-12
-- Schreiner Institute	W	--	7-6
-- San Angelo	L	--	14-26
-- Arlington State	L	--	13-27

1957

RECORD: 2-7

COACH H.A. "SANDY" SANFORD

-- Abilene Christian	L	--	7-20
-- Kilgore	L	--	0-14
-- Texarkana	L	--	6-64
-- H.S.U. Freshmen	L	--	13-14
-- Cameron (Okla.)	L	--	19-27
-- Ranger	W	--	32-6
-- Henderson County	W	--	39-13
-- San Angelo	L	--	26-27
-- Arlington State	L	--	0-32

1961

RECORD: 3-5

COACH JOHNNY DUNN

-- Southwestern Okla.	W	--	20-14
-- Southwest Texas	L	--	20-21
-- Texas Lutheran	L	--	0-35
-- Eastern New Mexico	L	--	20-42
-- Henderson State (Ark.)	W	--	21-14
-- McMurry	L	--	8-42
-- Corpus Christi	W	--	29-8
-- East Central (Okla.)	L	--	6-21

1954

RECORD: 5-3-1

COACH H.A. "SANDY" SANFORD

-- Cisco	W	--	38-6
-- Paris	L	--	6-33
-- Allen Academy	W	--	29-0
-- Kilgore	L	--	13-21
-- H.S.U. Freshmen	L	--	28-26
-- Ranger	W	--	6-13
-- Schreiner Institute	W	--	26-13
-- San Angelo	T	--	0-0
-- Arlington State	W	--	27-20

1958

RECORD: 1-9

COACH H.A. "SANDY" SANFORD

-- Henderson County	L	--	6-13
-- H.S.U. Freshmen	W	--	32-19
-- Texarkana	L	--	6-8
-- Kilgore	L	--	0-8
-- Del Mar	L	--	12-48
-- Wharton	L	--	14-24
-- San Angelo	L	--	6-20
-- Victoria	L	--	13-24
-- Cameron (Okla.)	L	--	15-26
-- Arlington State	L	--	0-34

1962

RECORD: 2-7

COACH JOHNNY DUNN

-- Southwestern Okla.	L	--	13-20
-- Texas Lutheran	L	--	14-34
-- Eastern New Mexico	L	--	7-13
-- Southwest Texas	L	--	0-29
-- Northwestern State (La.)	L	--	6-31
-- Henderson State (Ark.)	W	--	21-14
-- East Central (Okla.)	L	--	3-13
-- McMurry	L	--	12-33
-- Corpus Christi	W	--	20-0

1955

RECORD: 5-4

COACH H.A. "SANDY" SANFORD

-- Allen Academy	W	--	21-7
-- Paris	W	--	20-13
-- Kilgore	L	--	14-20
-- Texarkana	W	--	20-13
-- H.S.U. Freshmen	W	--	28-26
-- Ranger	L	--	6-13
-- Schreiner Institute	W	--	26-6
-- San Angelo	L	--	6-7
-- Arlington State	L	--	7-26

1959

RECORD: 1-8

COACH H.A. "SANDY" SANFORD

-- Henderson County	L	--	0-22
-- H.S.U. Freshmen	W	--	41-14
-- Kilgore	L	--	13-14
-- Del Mar	L	--	6-46
-- Wharton	L	--	19-30
-- San Angelo	L	--	7-19
-- Victoria	L	--	0-14
-- Cameron (Okla.)	L	--	27-34
-- Arlington State	L	--	12-13

1963

RECORD: 3-6

COACH JOHNNY DUNN

-- Southwestern Okla.	L	--	7-14
-- Sam Houston State	L	--	0-21
-- Stephen F. Austin	L	--	0-28
-- Eastern New Mexico	L	--	6-33
-- Texas Lutheran	W	--	31-0
-- Henderson State (Ark.)	L	--	0-3
-- Corpus Christi	W	--	21-0
-- McMurry	W	--	29-13
-- East Central (Okla.)	L	--	13-44

1956

RECORD: 7-1-1

COACH H.A. "SANDY" SANFORD

-- Allen Academy	W	--	20-12
-- Paris	T	--	13-13
-- Kilgore	W	--	40-13
-- Texarkana	W	--	27-0
-- H.S.U. Freshmen	W	--	45-26
-- Ranger	W	--	32-0
-- Schreiner Institute	W	--	27-0
-- San Angelo	L	--	28-48
-- Arlington State	W	--	30-7

1960

RECORD: 5-4

COACH JOHNNY DUNN

-- Henderson County	L	--	15-22
-- Navarro	W	--	18-7
-- Blinn	W	--	28-8
-- McMurry "B" Team	W	--	27-6
-- Del Mar	L	--	7-34
-- Wharton	L	--	18-34
-- San Angelo	L	--	8-21
-- Victoria	W	--	17-12
-- H.S.U. Freshmen	W	--	33-7

1964

RECORD: 3-6

COACH JOHNNY DUNN

-- East Central (Okla.)	L	--	0-14
-- Sam Houston State	L	--	8-10
-- Stephen F. Austin	L	--	3-17
-- Texas Lutheran	L	--	8-24
-- Henderson State (Ark.)	W	--	21-7
-- Arkansas Tech	L	--	7-16
-- McMurry	L	--	7-12
-- Southwestern Okla.	W	--	31-0
-- Corpus Christi	W	--	7-0



YEARLY RESULTS

1965

RECORD: 3-7

COACH JOHNNY DUNN

--	Howard Payne	L	--	0-7
--	Eastern New Mexico	L	--	12-20
--	Sam Houston State	L	--	3-14
--	Corpus Christi	W	--	7-6
--	Arkansas Tech	L	--	0-10
--	McMurry	L	--	0-3
--	East Central (Okla.)	L	--	0-28
--	Angelo State	W	--	54-14
--	Southwestern Okla.	L	--	7-43
--	Texas Lutheran	W	--	27-0

1966

RECORD: 7-3

COACH JOHNNY DUNN

--	Howard Payne	L	--	0-7
--	McMurry	W	--	12-7
--	Sam Houston State	W	--	19-13
--	Texas Lutheran	W	--	28-6
--	Arkansas Tech	W	--	21-7
--	UT-Arlington	L	--	15-46
--	East Central (Okla.)	L	--	13-35
--	Angelo State	W	--	44-8
--	Southwestern Okla.	W	--	42-7
--	Mexico All-Stars [^]	W	--	42-8

[^] Aztec Bowl

1967

RECORD: 1-8

COACH HOBART LYTAL

--	Howard Payne	L	--	13-35
--	McMurry	L	--	0-36
--	Sam Houston State	L	--	6-23
--	Texas Lutheran	W	--	28-26
--	UT-Arlington	L	--	7-37
--	Arkansas Tech	L	--	19-27
--	Angelo State	L	--	20-34
--	East Central (Okla.)	L	--	0-28
--	Southwestern Okla.	L	--	16-24

1968

RECORD: 2-7

COACH HOBART LYTAL

--	McMurry	L	--	7-58
--	Howard Payne	L	--	14-28
--	Sam Houston State	L	--	7-28
--	Texas Lutheran	L	--	20-23
--	Cameron (Okla.)	L	--	21-44
--	Arkansas Tech	L	--	14-17
--	Angelo State	W	--	24-10
--	Southwestern Okla.	W	--	42-28
--	East Central (Okla.)	L	--	20-54

1969

RECORD: 1-9

COACH HOBART LYTAL

--	Texas Lutheran	L	--	6-24
--	Arkansas Tech	W	--	19-17
--	Southwestern Okla.	L	--	7-52
--	Angelo State	L	--	14-40
--	East Central (Okla.)	L	--	16-34
--	Howard Payne	L	--	10-30
--	McMurry	L	--	15-38
--	Sam Houston State	L	--	7-29
--	Stephen F. Austin	L	--	19-28
--	Sul Ross State	L	--	21-41

1970

RECORD: 1-8, 1-8 LSC

COACH LLOYD TAYLOR

--	Sul Ross State	L	--	6-21
--	Angelo State	L	--	0-43
--	Southwest Texas	L	--	7-41
--	Sam Houston State	L	--	7-48
--	Howard Payne	L	--	21-38
--	A&M-Kingsville	L	--	20-37
--	McMurry	L	--	14-19
--	Stephen F. Austin	W	--	21-13
--	A&M-Commerce	L	--	0-41

1971

RECORD: 3-7, 2-7 LSC

COACH LLOYD TAYLOR

--	Bishop	W	--	33-6
--	Sul Ross State	W	--	24-21
--	Angelo State	L	--	13-42
--	Southwest Texas	L	--	7-51
--	Sam Houston State	L	--	0-16
--	Howard Payne	L	--	14-29
--	A&M-Kingsville	L	--	7-13
--	McMurry	W	--	24-21
--	Stephen F. Austin	L	--	7-42
--	A&M-Commerce	L	--	10-24

1972

RECORD: 1-8, 1-8 LSC

COACH LLOYD TAYLOR

--	McMurry	W	--	24-14
--	Sul Ross State	L	--	7-18
--	Angelo State	L	--	7-28
--	Southwest Texas	L	--	14-50
--	Sam Houston State	L	--	0-16
--	Howard Payne	L	--	16-20
--	A&M-Kingsville	L	--	7-33
--	Stephen F. Austin	L	--	7-42
--	A&M-Commerce	L	--	10-24

1973

RECORD: 1-9, 1-8 LSC

COACH BUDDY FORNES

--	Harding (Ark.)	L	--	7-21
--	Sul Ross State	L	--	10-13
--	Angelo State	L	--	6-32
--	Southwest Texas	L	--	7-33
--	Sam Houston State	L	--	6-7
--	Howard Payne	L	--	0-31
--	A&M-Kingsville	W	--	34-33
--	Abilene Christian	L	--	7-49
--	Stephen F. Austin	L	--	28-49
--	A&M-Commerce	L	--	13-42

1974

RECORD: 1-10, 0-9 LSC

COACH BUDDY FORNES

--	Texas Lutheran	L	--	0-30
--	Baptist Christian (La.)	W	--	43-0
--	Sul Ross State	L	--	22-33
--	Angelo State	L	--	7-55
--	Southwest Texas	L	--	0-35
--	Sam Houston State	L	--	0-35
--	Howard Payne	L	--	6-41
--	A&M-Kingsville	L	--	7-51
--	Abilene Christian	L	--	14-56
--	Stephen F. Austin	L	--	7-35
--	A&M-Commerce	L	--	7-45

1975

RECORD: 1-10, 1-8 LSC • H: 0-5 • A: 1-5

COACH BUDDY FORNES

9-6	at Texas Lutheran	L	A	6-42
9-13	Bishop	L	H	2-27
9-27	Sul Ross State	L	H	7-10
10-4	at Angelo State	L	A	10-36
10-11	at Southwest Texas	L	A	6-42
10-18	Sam Houston State	L	H	16-40
10-25	at Howard Payne	L	A	6-7
11-1	A&M-Kingsville	L	H	0-28
11-8	Abilene Christian	L	H	21-35
11-15	at Stephen F. Austin	W	A	15-14
11-22	at A&M-Commerce	L	A	13-49

1976

RECORD: 2-7 • H: 2-2 • A: 0-5

COACH BUDDY FORNES

9-4	Texas Lutheran	L	H	9-21
9-11	at Bishop	L	A	0-7
9-18	at Trinity	L	A	0-7
9-25	Northwestern Okla.	W	H	15-14
10-2	at Southwestern Okla.	L	A	0-10
10-16	at Southeastern Okla.	L	A	17-33
10-23	Howard Payne	W	H	38-21
10-30	at Harding (Ark.)	L	A	7-24
11-6	Sul Ross State	L	H	29-33

YEARLY RESULTS

1977 TIAA CHAMPIONS

RECORD: 7-3, 4-0 TIAA • H: 3-2 • A: 4-1
COACH BUDDY FORNES

9-3	at Texas Lutheran	W	A	17-7
9-10	at Sul Ross State	W	A	32-20
9-17	Trinity	W	H	17-13
9-24	at Northwestern Okla.	L	A	22-42
10-1	Southwestern Okla.	L	H	14-17
10-8	at Austin College	W	A	21-13
10-15	Southeastern Okla.	L	H	10-19
10-29	Harding	W	H	12-7
11-5	Sul Ross State	W	H	32-8
11-12	at McMurry	W	A	27-14

1981

RECORD: 6-4 • H: 3-2 • A: 3-2
COACH BUDDY FORNES

9-12	at Trinity	W	A	20-0
9-19	McMurry	W	H	22-12
9-26	at Austin College	L	A	7-50
10-3	Sul Ross State	L	H	14-21
10-10	at Lubbock Christian	W	A	18-11
10-17	Trinity	W	H	34-32
10-24	at McMurry	W	A	21-10
10-31	Austin College	L	H	21-30
11-7	at Sul Ross State	L	A	17-30
11-14	Lubbock Christian	W	H	26-0

1984

RECORD: 6-5 • H: 3-2 • A: 3-3
COACH BOBBY FOX

9-8	Tabor (Kan.)	W	H	34-0
9-15	at Colorado Mines	W	A	21-14
9-22	at Henderson State (Ark.)	L	A	7-34
9-29	Texas Lutheran	L	H	10-13
10-6	at Sul Ross State	W	A	30-14
10-13	McMurry	W	H	20-3
10-20	at Austin College	L	A	0-24
10-27	Sul Ross State	W	H	37-14
11-3	at McMurry	W	A	7-0
11-10	Austin College	L	H	19-20
11-17	%Mexico All-Stars	L	A	15-22

%Aztec Bowl

1978 TIAA CHAMPIONS

RECORD: 8-1-1, 7-0-1 TIAA • H: 4-0 • A: 4-1-1
COACH BUDDY FORNES

9-9	Austin College	W	H	24-7
9-16	at Sul Ross State	W	A	13-3
9-23	at Arkansas-Monticello	W	A	10-7
9-30	Trinity	W	H	17-2
10-7	at McMurry	W	A	21-6
10-14	at Austin College	W	A	3-0
10-21	Sul Ross State	W	H	35-3
11-4	at Trinity	T	A	6-6
11-11	McMurry	W	H	29-6
11-18	at Findlay (OH)^	L	A	6-13

^NAIA Quarter Finals

1982

RECORD: 4-4 • H: 2-2 • A: 2-2
COACH BUDDY FORNES

9-11	at Sul Ross State	L	A	6-33
9-18	Lubbock Christian	W	H	31-0
10-2	at McMurry	W	A	21-7
10-9	at Austin College	L	A	18-28
10-16	Sul Ross State	L	H	9-35
10-23	at Lubbock Christian	W	A	37-14
11-6	McMurry College	W	H	12-3
11-13	Austin College	L	H	7-10

1985

RECORD: 3-7 • H: 2-3 • A: 1-4
COACH BILL PRINGLE

9-7	Okla. Panhandle State	L	H	0-12
9-14	at Howard Payne	L	A	9-20
9-21	Henderson State (Ark.)	L	H	6-26
9-28	at Texas Lutheran	L	A	3-21
10-5	Sul Ross State	L	H	10-13
10-12	at McMurry	W	A	18-15
10-19	Austin College	W	H	24-21
10-26	at Sul Ross State	L	A	7-48
11-2	McMurry	W	H	44-19
11-9	at Austin College	L	A	3-23

1979

RECORD: 6-4 • H: 3-2 • A: 3-2
COACH BUDDY FORNES

9-8	at Austin College	L	A	13-17
9-15	Sul Ross State	W	H	15-8
9-22	at Lubbock Christian	W	A	55-0
9-29	at Trinity	W	A	19-9
10-6	McMurry	W	H	20-14
10-13	Austin College	L	H	20-34
10-20	at Sul Ross State	W	A	18-15
10-27	Lubbock Christian	W	H	36-6
11-3	Trinity	L	H	24-34
11-10	at McMurry	L	A	10-14

1983

RECORD: 2-7 • H: 2-3 • A: 0-4
COACH BOBBY FOX

9-17	Sul Ross State	W	H	14-10
9-24	at Georgia Southwestern	L	A	7-9
10-1	McMurry	L	H	3-7
10-8	Austin College	L	H	3-17
10-15	at Sul Ross State	L	A	10-34
10-22	Baptist Christian	W	H	42-7
10-29	Eastern New Mexico	L	H	6-21
11-5	at McMurry	L	A	0-17
11-12	at Austin College	L	A	0-34

1986 TIAA CHAMPIONS

RECORD: 9-1-1, 6-0 TIAA • H: 5-0 • A: 1-0 • N: 1-0
COACH BILL PRINGLE

9-6	at Okla. Panhandle State	L	A	12-27
9-13	Howard Payne	W	H	22-21
9-20	at Harding (Ark.)	T	A	17-17
9-27	Texas Lutheran	W	H	21-16
10-4	at Sul Ross State	W	A	14-6
10-11	McMurry	W	H	38-22
10-18	at Austin College	W	A	27-10
10-25	Sul Ross State	W	H	27-14
11-1	at McMurry	W	A	21-14
11-8	Austin College	W	H	38-21
11-22	Benedictine (Kan.)*	W	N	40-38

** Sunflower Bowl (Winfield, Kan.)*

1980

RECORD: 3-7 • H: 2-3 • A: 1-4
COACH BUDDY FORNES

9-6	Trinity	W	H	21-14
9-13	at McMurry	L	A	11-21
9-20	Austin College	L	H	13-23
9-27	at Sul Ross State	L	A	0-12
10-4	Lubbock Christian	W	H	31-0
10-11	at Trinity	L	A	0-10
10-18	McMurry	L	H	0-28
10-25	at Austin College	L	A	7-23
11-1	Sul Ross State	L	H	33-35
11-8	at Lubbock Christian	W	A	28-7



1977 COACHES



YEARLY RESULTS

1987 TIAA CHAMPIONS
RECORD: 9-3-1, 6-0 TIAA • H: 5-2 • A: 4-1
COACH BILL PRINGLE

9-12	at Howard Payne	W	A	16-6
9-19	Harding (Ark.)	L	H	14-21
9-26	at Texas Lutheran	L	A	6-27
10-3	Evangel (Mo.)	W	H	35-22
10-10	Sul Ross State	W	H	41-15
10-17	at McMurry	W	A	45-20
10-24	Austin College	W	H	42-0
10-31	at Sul Ross State	W	A	20-16
11-7	McMurry	W	H	37-6
11-14	at Austin College	W	A	35-17
11-21	Bethany (Kan.) [^]	W	H	38-26
11-28	Baker (Kan.) [^]	L	H	12-13

[^] NAIA Playoffs

1990 TIAA CHAMPIONS
RECORD: 11-1, 6-0 TIAA • H: 5-0 • A: 6-1
COACH HAL MCAFEE

9-1	at East Central (Okla.)	W	A	21-14
9-15	at West Texas A&M	W	A	16-15
9-22	Howard Payne	W	H	36-22
9-29	Austin College	W	H	20-17
10-6	at McMurry	W	A	42-7
10-13	Langston (Okla.)	W	H	22-21
10-20	Hardin-Simmons	W	H	27-7
10-27	at Howard Payne	W	A	40-19
11-3	Midwestern State	W	H	35-0
11-10	at Sul Ross State	W	A	35-7
11-17	#at St. Mary's (Kan.)	W	A	24-14
11-24	#at Westminster (Pa.)	L	A	17-19

[#] NAIA Playoffs

1993
RECORD: 5-5 • H: 4-1 • A: 1-4
COACH RONNIE ROEMISCH

9-4	East Central (Okla.)	W	H	24-21
9-11	at Northeastern Okla.	L	A	16-38
9-18	Southern Arkansas	W	H	34-31
9-25	at Ouachita Baptist (Ark.)	L	A	23-49
10-2	Southwestern Okla.	L	H	7-12
10-9	at Valdosta State (Ga.)	L	A	10-68
10-16	Hardin-Simmons	W	H	44-37
10-23	at Abilene Christian	L	A	15-57
10-30	at West Texas A&M	W	A	28-27
11-6	Lindenwood (Mo.)	W	H	31-14

1988
RECORD: 7-3 • H: 4-1 • A: 3-2
COACH HAL MCAFEE

9-10	McMurry	W	H	24-0
9-17	at Howard Payne	W	A	21-3
9-24	Sul Ross State	W-OT	H	20-17
10-1	Midwestern State	W	H	41-6
10-8	at Austin College	L	A	17-23
10-15	at McMurry	W	A	35-7
10-22	Howard Payne	W	H	31-14
10-29	at Sul Ross State	W	A	30-0
11-5	at Midwestern State	L	A	17-20
11-12	Austin College	L	H	15-33

1991
RECORD: 3-7 • H: 1-3 • A: 2-4
COACH HAL MCAFEE

9-7	East Central (Okla.)	L	H	0-16
9-14	Cameron (Okla.)	L	H	7-24
9-21	at Northwestern Okla.	L	A	21-27
9-28	at Austin College	L	A	7-10
10-5	Southwestern (Kan.)	W	H	18-7
10-12	at Wilmington (Ohio)	W	A	44-14
10-19	at Hardin-Simmons	W	A	35-0
11-2	at Midwestern State	L	A	14-41
11-9	Arkansas-Monticello	L	H	21-35
11-16	at Western New Mexico	L	A	7-14

1994
RECORD: 3-6-1 • H: 2-3 • A: 1-3-1
COACH RONNIE ROEMISCH

9-3	Southeastern Okla.	L	H	22-36
9-10	Midwestern State	W	H	45-21
9-17	at Southern Arkansas	T	A	21-21
9-24	Ouachita Baptist (Ark.)	L	H	12-42
10-1	at Angelo State	L	A	42-52
10-15	at Eastern New Mexico	L	A	7-10
10-22	at A&M-Kingsville	L	A	24-61
10-29	West Texas A&M	L	H	33-59
11-5	at Prairie View A&M	W	A	70-20
11-12	Southwestern College	W	H	49-30

1989 TIAA CHAMPIONS
RECORD: 9-3, 8-2 TIAA • H: 5-1 • A: 4-2
COACH HAL MCAFEE

9-9	at McMurry	W	A	37-10
9-16	Howard Payne	W	H	26-20
9-23	at Sul Ross State	L	A	22-24
9-30	at Midwestern State	W	A	20-6
10-7	Austin College	W	H	20-6
10-14	McMurry	W	H	28-10
10-21	at Howard Payne	L	A	7-44
10-28	Sul Ross State	W	H	14-9
11-4	Midwestern State	W	H	49-11
11-11	at Austin College	W	A	16-10
11-18	at St. Mary's (Kan.) [^]	W	A	16-6
11-25	Westminster (Pa.) [^]	L	H	0-34

[^] NAIA Playoffs

1992
RECORD: 6-4 • H: 4-1 • A: 2-3
COACH HAL MCAFEE

9-5	at East Central (Okla.)	W	A	33-26
9-12	at Cameron (Okla.)	W	A	17-6
9-19	Okla. Panhandle State	W	H	31-7
9-26	Ouachita Baptist (Ark.)	W	H	21-8
10-3	at Southwestern Okla.	L	A	0-27
10-17	at Hardin-Simmons	L	A	14-24
10-24	Northwestern Okla.	W	H	35-17
10-31	West Texas A&M	W	H	36-7
11-7	at Arkansas-Monticello	L	A	32-39
11-14	Langston (Okla.)	L	H	16-43

1995
RECORD: 1-10, 0-7 LSC • H: 1-4 • A: 0-6
COACH RONNIE ROEMISCH

9-2	East Central (Okla.)	L	H	12-35
9-9	at Midwestern State	L	A	35-44
9-16	at Southeastern Okla.	L	A	0-47
9-23	Prairie View A&M	W	H	44-6
9-30	A&M-Kingsville	L	H	0-51
10-7	at West Texas A&M	L	A	23-46
10-14	Eastern New Mexico	L	H	7-28
10-21	at Abilene Christian	L	A	18-38
10-28	at Angelo State	L	A	7-35
11-4	Central Oklahoma	L	H	0-47
11-11	at A&M-Commerce	L	A	3-48

YEARLY RESULTS

1996

RECORD: 5-5, 2-5 LSC • H: 4-2 • A: 1-3

COACH TODD WHITTEN

9-5	Midwestern State	W	H	23-10
9-14	Southeastern Okla.	W	H	31-25
9-21	at East Central (Okla.)	W	A	45-35
10-5	at A&M-Kingsville	L	A	10-40
10-12	West Texas A&M	W	H	27-17
10-19	at Eastern New Mexico	L	A	17-24
10-26	Abilene Christian	L	H	10-20
11-2	Angelo State	W	H	42-38
11-9	at Central Oklahoma	L	A	14-17
11-16	A&M-Commerce	L	H	17-56

1999

RECORD: 5-6, 5-4 LSC • H: 2-3 • A: 3-3

COACH CRAIG WEDERQUIST

9-4	Harding (Ark.)	L	H	16-44
9-11	Southwestern Okla.	W	H	7-3
9-18	at Northwestern State(La)	L	A	6-52
9-25	at East Central (Okla.)	W	A	33-31
10-2	A&M-Kingsville	W	H	23-7
10-9	at West Texas A&M	L	A	6-7
10-16	Eastern New Mexico	L	H	13-27
10-23	at Abilene Christian	W	A	14-9
10-30	at Angelo State	L	A	17-27
11-6	Midwestern State	L	H	3-21
11-13	at A&M-Commerce	W	A	27-23

2002

LSC NORTH CHAMPIONS

RECORD: 9-2, 6-2 LSC • H: 6-0 • A: 3-2

COACH TODD WHITTEN

8-29	SW Assemblies of God	W	H	62-0
9-5	New Mexico Highlands	W	H	53-7
9-14	at Angelo State	W	A	38-0
9-21	Abilene Christian	W	H	12-9
9-28	at A&M-Kingsville	L	A	3-16
10-5	East Central (Okla.)	W	H	35-26
10-19	Southeastern Okla.	W	H	62-31
10-26	at Northeastern (Okla.)	L-OT	A	28-29
11-2	at West Texas A&M	W	A	42-17
11-9	Southwestern Okla.	W	H	33-30
11-16	at Central Oklahoma	W	A	34-27

1997

RECORD: 4-7, 2-5 LSC • H: 2-3 • A: 2-4

COACH CRAIG WEDERQUIST

9-4	New Mexico Highlands	L	H	29-34
9-13	at Southeastern Okla.	W	A	31-22
9-20	Harding (Ark.)	W	H	49-46
9-27	at Central Oklahoma	L	A	19-28
10-4	A&M-Kingsville	L	H	14-43
10-11	at West Texas A&M	L	A	17-31
10-18	Eastern New Mexico	L	H	20-26
10-25	at Abilene Christian	L	A	17-23
11-1	at Angelo State	L	A	13-47
11-8	Midwestern State	W	H	29-28
11-15	at A&M-Commerce	W	A	49-21

2000

RECORD: 6-5, 5-4 LSC • H: 5-1 • A: 1-4

COACH TODD WHITTEN

9-2	at Harding (Ark.)	L	A	38-52
9-9	Western New Mexico	W	H	45-7
9-16	at Southwestern Okla.	W	A	27-22
9-23	Southeastern Okla.	W	H	41-0
9-30	at A&M-Kingsville	L	A	19-31
10-7	West Texas A&M	W	H	43-19
10-14	at Eastern New Mexico	L	A	27-34
10-21	Abilene Christian	W	H	15-13
10-28	at Angelo State	L	A	25-45
11-4	Midwestern State	L	H	23-44
11-11	A&M-Commerce	W	H	9-7

2003

LSC NORTH CHAMPIONS

RECORD: 8-4, 6-2 LSC • H: 4-2 • A: 4-2

COACH TODD WHITTEN

9-4	Southern Arkansas	L	H	24-27
9-13	Angelo State	W	H	40-9
9-20	at Abilene Christian	W	A	41-7
9-27	A&M-Kingsville	L	H	15-23
10-4	at East Central (Okla.)	W	A	42-14
10-9	at Sam Houston State	W	A	39-20
10-18	at Southeastern Okla.	W	A	42-28
10-25	Northeastern (Okla.)	W-OT	H	48-44
11-1	West Texas A&M	W	H	47-27
11-8	at Southwestern Okla.	L	A	17-21
11-15	Central Oklahoma	W	H	38-23
11-22	at A&M-Kingsville [^]	L	A	10-34

[^]-NCAA Playoffs

1998

RECORD: 3-8, 3-6 LSC • H: 2-4 • A: 1-4

COACH CRAIG WEDERQUIST

9-3	New Mexico Highlands	L	H	14-21
9-12	at Stephen F. Austin	L	A	3-28
9-19	at Harding (Ark.)	L-OT	A	21-28
9-26	Central Oklahoma	L	H	17-31
10-3	at A&M-Kingsville	L	A	7-42
10-10	West Texas A&M	L	H	6-35
10-17	at Eastern New Mexico	L	A	7-42
10-24	Abilene Christian	W	H	33-31
10-31	Angelo State	L	H	16-41
11-7	at Midwestern State	W	A	37-16
11-14	A&M-Commerce	W	H	35-30

2001

LSC CO-CHAMPIONS

RECORD: 10-3, 8-1 LSC • H: 4-1 • A: 6-2

COACH TODD WHITTEN

9-1	Langston (Okla.)	W	H	47-13
9-8	at Sam Houston State	L	A	10-61
9-15	Southwestern Okla.	W	H	21-20
9-22	at Southeastern Okla.	W	A	39-32
9-29	A&M-Kingsville	L	H	20-23
10-6	at West Texas A&M	W	A	62-3
10-13	Eastern New Mexico	W	H	55-14
10-20	at Abilene Christian	W	A	52-7
10-27	Angelo State	W	H	41-7
11-3	at Midwestern State	W	A	44-37
11-10	at A&M-Commerce	W	A	34-24
11-17	at Chadron State [^]	W	A	28-24
11-24	at UC Davis [^]	L	A	25-42

[^]-NCAA Playoffs

2004

RECORD: 7-4, 6-3 LSC • H: 3-2 • A: 6-3 • N: 1-0

COACH TODD WHITTEN

8-26	New Mexico Highlands*	W	N	35-7
9-4	A&M-Commerce	W	H	42-16
9-11	at Midwestern State	W	A	19-3
9-18	Abilene Christian	L	H	14-31
9-25	at Central Oklahoma	L	A	17-42
10-2	East Central (Okla.)	L	H	17-21
10-7	at Sam Houston State	L	A	14-44
10-16	Southeastern Okla.	W	H	32-27
10-23	at Northeastern (Okla.)	W	A	52-14
10-30	at West Texas A&M	W	A	34-14
11-6	Southwestern Okla.	W	H	46-12

*-UTA Stadium (Arlington, Texas)



YEARLY RESULTS

2005
RECORD: 7-3, 6-3 LSC • H: 3-2 • A: 4-1
COACH SAM MCELROY

9-3	at A&M-Commerce	W	A	17-7
9-10	Western New Mexico	W	H	45-21
9-17	Northeastern (Okla.)	W	H	34-25
9-24	at Southwestern Okla.	W	A	16-9
10-1	at A&M-Kingsville	L	A	21-24
10-8	Midwestern State	W	H	37-7
10-15	at Eastern New Mexico	W	A	34-27
10-22	Abilene Christian	L	H	7-18
10-29	at Angelo State	W	A	30-17
11-5	West Texas A&M	L	H	26-30

2008
RECORD: 8-3, 6-3 LSC • H: 5-1 • A: 3-2
COACH SAM MCELROY

8-28	Southeastern Okla.	W	H	51-10
9-6	Northeastern (Okla.)	W	H	38-10
9-13	at East Central (Okla.)	W	A	38-6
9-20	Central Oklahoma	W	H	42-17
9-27	at Southwestern Okla.	W	A	24-21
10-4	A&M-Kingsville	L	H	16-27
10-11	at Midwestern State	W	A	37-16
10-18	Eastern New Mexico	W	H	42-21
10-25	at Abilene Christian	L	A	17-37
10-30	Angelo State	W	H	31-24
11-8	at West Texas A&M	L	A	0-51

2011
RECORD: 6-5, 5-3 LSC • H: 3-2 • A: 3-3
COACH CARY FOWLER

9-1	Abilene Christian	L	H	24-27
9-10	at West Alabama	L	A	35-42
9-17	at Texas State	L	A	28-38
9-24	at Eastern New Mexico	W	A	34-28
10-1	West Texas A&M	L	H	13-44
10-8	at Midwestern State	L	A	13-44
10-15	A&M-Commerce	W	H	54-27
10-22	at A&M-Kingsville	W	A	41-34
10-29	Incarnate Word	W	H	48-10
11-5	Millsaps	W	H	44-3
11-12	at Angelo State	W	A	28-23

2006 **LSC SOUTH CO-CHAMPIONS**
RECORD: 6-4, 6-3 LSC • H: 3-1 • A: 3-3
COACH SAM MCELROY

9-2	at Texas State	L	A	23-27
9-9	Southeastern Okla.	L	H	30-37
9-23	at A&M-Commerce	L	A	13-14
9-30	at Southwestern Okla.	W	A	21-19
10-7	A&M-Kingsville	W	H	23-0
10-14	at Midwestern State	W	A	38-17
10-21	Eastern New Mexico	W	H	48-0
10-28	at Abilene Christian	W	A	37-36
11-4	Angelo State	W	H	41-10
11-11	at West Texas A&M	L	A	16-21

2009 **LSC CO-CHAMPIONS**
RECORD: 10-3, 7-2 LSC • H: 5-1 • A: 5-2
COACH SAM MCELROY

8-27	Arkansas-Monticello	W	H	45-16
9-5	at Northeastern (Okla.)	W	A	6-0
9-12	East Central (Okla.)	W	H	41-2
9-19	at Central Oklahoma	W	A	35-17
9-26	Southwestern Okla.	W	H	66-3
10-3	at A&M-Kingsville	L	A	20-34
10-10	Midwestern State	W	H	31-28
10-17	at Eastern New Mexico	W	A	30-20
10-24	Abilene Christian	W	H	13-6
10-31	at Angelo State	W	A	21-14
11-7	West Texas A&M	L	H	35-49
11-14	^at A&M-Kingsville	W-2OT	A	57-56
11-21	^at Central Washington	L	A	6-27

^NCAA Playoffs

2012
RECORD: 6-4, 5-3 LSC • H: 3-2 • A: 3-1 N: 0-1
COACH CARY FOWLER

9-8	Midwestern State	W	H	20-17
9-15	!Abilene Christian	L	N	31-34
9-22	Eastern New Mexico	W	H	35-23
9-29	at West Texas A&M	L	A	21-41
10-6	Delta State	L	H	35-38
10-13	at A&M-Commerce	W	A	43-10
10-20	A&M-Kingsville	L	H	23-35
10-27	at Incarnate Word	W	A	45-20
11-3	at North Alabama	W	A	38-28
11-10	Angelo State	W	H	54-37

!LSC Festival at Cowboy's Stadium

2007
RECORD: 9-2, 7-2 LSC • H: 4-2 • A: 5-0
COACH SAM MCELROY

8-25	East Central (Okla.)	W	H	44-7
9-1	at Stephen F. Austin	W	A	27-24
9-8	at Southeastern Okla.	W	A	41-17
9-22	A&M-Commerce	W	H	24-7
9-29	Southwestern Okla.	W	H	43-19
10-6	at A&M-Kingsville	W	A	31-21
10-13	Midwestern State	W	H	44-32
10-20	at Eastern New Mexico	W	A	40-10
10-27	Abilene Christian	L	H	63-70
11-3	at Angelo State	W	A	38-10
11-10	West Texas A&M	L	H	14-39

2010
RECORD: 3-8, 3-7 LSC • H: 2-3 • A: 1-5
COACH CARY FOWLER

9-2	Northeastern (Okla.)	L	H	23-31
9-11	at Central Oklahoma	L	A	21-37
9-18	at Northwestern (La.)	L	A	14-17
9-25	at Abilene Christian	L	A	3-65
10-2	Angelo State	W	H	37-34
10-9	at West Texas A&M	L	A	17-48
10-16	at A&M-Commerce	W	A	34-31
10-23	A&M-Kingsville	L	H	10-13
10-30	at Midwestern State	L	A	26-31
11-6	Incarnate Word	W	H	41-27
11-13	Eastern New Mexico	L	H	10-35

2013 **LSC CO-CHAMPIONS**
RECORD: 7-3, 5-1 LSC • H: 2-2 • A: 3-1 N: 2-0
COACH CARY FOWLER

9-14	Midwestern State*	W	N	27-24
9-21	at Angelo State	W	A	38-34
9-28	Abilene Christian Ω	W	N	41-34
10-5	at Eastern New Mexico	W	A	34-14
10-12	West Texas A&M	W	H	31-27
10-19	at Delta State	L	A	36-38
10-26	A&M-Commerce	L	H	20-22
11-2	at A&M-Kingsville	W	A	45-20
11-9	Southwestern Okla.	W	H	49-32
11-16	North Alabama	L	H	7-44

**-LSC Festival at Cowboy's Stadium*

Ω-FC Dallas Stadium

YEARLY RESULTS

2014

RECORD: 5-5, 4-3 LSC • H: 1-2 • A: 4-2 N: 0-1

COACH CARY FOWLER

9-13	at West Texas A&M	W	A	31-27
9-20	Florida Tech*	L	N	31-37
9-27	Midwestern State	L	H	23-27
10-4	at A&M-Commerce	L	A	25-53
10-11	A&M-Kingsville	W	H	80-14
10-18	at Eastern New Mexico	W	A	59-42
10-25	at McMurry	W	A	64-7
11-1	Angelo State	L	H	31-34
11-8	at A&M-Commerce Ω	L	A	49-56
11-15	at Midwestern State Ω	W	A	44-41

*LSC Festival at Cowboy's Stadium

Ω-LSC Playoffs

2017

RECORD: 6-6, 4-4 LSC • H: 3-2 • A: 3-3 N: 0-1

COACH TODD WHITTEN

9-2	at Delta State	L	A	16-34
9-9	Oklahoma Panhandle	W	H	48-20
9-16	at Angelo State	W	A	30-24
9-23	West Texas A&M	W	H	30-20
9-30	at UT Permian Basin	W	A	32-17
10-7	at Western New Mexico	L	A	25-38
10-14	Eastern New Mexico	L	H	15-24
10-21	at A&M-Kingsville	W	A	41-34
10-28	Western Oregon	W	H	28-6
11-4	at Midwestern State	L-OT	A	42-45
11-11	A&M-Commerce	L	H	21-33
12-2	Central Oklahoma^	L	N	31-38

^Corsicana Bowl

2020

RECORD: 5-3 FCS IND. • H: 3-3 • A: 1-0 N: 1-0

COACH TODD WHITTEN

2-13	McNeese State	L-2OT	H	37-40
2-21	vs New Mexico State	W	N	43-17
2-27	Dixie State	L	H	14-26
3-6	Mississippi College	W	H	39-14
3-13	at Dixie State	W	A	37-15
3-20	Midwestern State	W	H	33-21
3-27	Northeastern State	W	H	38-0
4-1	East Central	L	H	14-21

2020 Season was played in the
spring semester due to the COVID-19 pandemic

2015

RECORD: 3-7, 1-5 LSC • H: 2-4 • A: 1-2 N: 0-1

COACH CARY FOWLER

9-12	Findlay (OH)	L	H	34-35
9-19	West Texas A&M*	L	N	38-52
9-26	at Midwestern State	L	A	46-63
10-3	A&M-Commerce	L	H	0-63
10-10	at A&M-Kingsville	W	A	38-34
10-17	Eastern New Mexico	L	H	44-49
10-24	Oklahoma Panhandle	W	H	84-47
10-31	at Angelo State	L	A	24-57
11-7	at A&M-Kingsville Ω	L	H	25-43
11-14	at Midwestern State Ω	W	H	48-47

*LSC Festival at Cowboy's Stadium

Ω-LSC Playoffs

2018

LSC CHAMPIONS

RECORD: 12-1, 8-0 LSC • H: 8-0 • A: 4-1 N: 0-0

COACH TODD WHITTEN

8-30	Delta State	W	H	44-13
9-8	at Stephen F. Austin			Cancelled
9-15	at West Texas A&M	W	A	44-7
9-22	UT Permian Basin	W	H	35-13
9-29	at Angelo State	W	A	54-33
10-6	Eastern New Mexico	W	H	48-28
10-13	at #7 A&M-Commerce	W	A	47-21
10-20	A&M-Kingsville	W	H	59-21
10-27	at #10 Midwestern State	W-OT	A	35-34
11-3	Lincoln (Mo.)	W	H	59-3
11-10	Western New Mexico	W	H	58-0
11-17	#24 Azusa Pacific^	W	H	58-0
11-24	#15 A&M-Commerce^	W	H	34-28
12-1	at #1 Minnesota State^	L	A	10-13

^NCAA Playoffs

2021

RECORD: 6-5, 2-3 WAC • H: 5-1 • A: 1-3 N: 0-1

COACH TODD WHITTEN

9-4	at Stephen F. Austin	L	A	10-20
9-11	Fort Lewis	W	H	54-7
9-18	vs Southern Utah*	L	N	35-40
9-25	New Mexico Highlands	W	H	40-21
10-2	at Eastern Kentucky	L	A	3-20
10-16	at Dixie State	W	A	41-20
10-23	Midwestern State	W	H	17-14
10-30	#1 Sam Houston	L	H	27-45
11-6	Lamar	W	H	42-21
11-13	at Abilene Christian	L	A	3-29
11-20	Central Arkansas	W	H	24-3

*Game played at Choctaw Stadium in Arlington

2016

RECORD: 5-6, 5-6 LSC • H: 3-3 • A: 2-3 N: 0-0

COACH TODD WHITTEN

9-3	at McNeese State	L	A	3-33
9-10	Southwest Baptist	L	H	28-31
9-17	Angelo State	W	H	35-5
9-24	at West Texas A&M	L	A	25-37
10-1	UT Permian Basin	W	H	48-20
10-8	Western New Mexico	W	H	44-41
10-15	at Eastern New Mexico	W	A	26-16
10-22	A&M-Kingsville	L	H	17-21
10-29	at Okla. Panhandle	W	A	45-26
11-5	Midwestern State	L	H	16-21
11-12	at A&M-Commerce	L	A	10-30

2019

LSC CHAMPIONS

RECORD: 11-1, 8-0 LSC • H: 5-1 • A: 6-0 N: 0-0

COACH TODD WHITTEN

9-7	at Stephen F. Austin	W	A	37-26
9-14	Doane University	W	H	56-3
9-21	West Texas A&M	W	H	58-28
9-28	at UT Permian Basin	W	A	49-7
10-5	#23 Angelo State	W	H	30-13
10-12	at Eastern New Mexico	W	A	49-10
10-19	#20 A&M-Commerce	W	H	35-21
10-26	at A&M-Kingsville	W	A	45-33
11-2	Midwestern State	W	H	66-7
11-9	at William Jewell	W	A	58-3
11-16	at Western New Mexico	W	A	41-24
11-23	#21 A&M-Commerce^	L	H	16-23

^NCAA Playoffs



PRINCE ROBINSON




SR. COLLEGE CHAMPIONSHIP TEAMS



1977 TARLETON TEXAN FOOTBALL

TIAA CHAMPIONS | HEAD COACH: BUDDY FORNES | RECORD: 7-4, TIAA 4-0

In 1977, Tarleton State won its first conference championship since becoming a senior college in 1961. With a 7-4 record, including a perfect 4-0 mark in league play, Tarleton State claimed the title on the last game of the season by defeating McMurry College in Abilene by the final score of 27-14. The victory was also highlighted by senior quarterback Johnny Gann, who jumped on the Texan Rider horse and charged up and down the field in victory.



1978 TARLETON TEXAN FOOTBALL

TIAA CHAMPIONS | HEAD COACH: BUDDY FORNES | RECORD: 8-1-1, TIAA 7-0-1

Led by arguably the greatest defense in school history, the 1978 Texan Football team went undefeated through the regular season, won its second consecutive TIAA Championship, and became the first Tarleton team to advance to the NAIA playoffs in school history. They finished the season ranked No. 4 in the nation by the NAIA. In 2015, alongside the 1977 Texan football team, the 1978 team was inducted into the Tarleton Athletic Hall of Fame.



SR. COLLEGE CHAMPIONSHIP TEAMS



1986 TARLETON TEXAN FOOTBALL

TIAA CHAMPIONS | HEAD COACH: BILL PRINGLE | RECORD: 9-1-1, TIAA 6-0

In 1986, Tarleton State snapped an eight-year championship drought with a dominating season at 9-1-1 and a perfect 6-0 mark in conference play to earn the school's third TIAA championship - this time under head coach Bill Pringle in his second year at the helm. After going 1-1-1 over the first three game, Tarleton won the final eight games of the season including a 40-38 win over Benedictine (KS) in the Sunflower Bowl in Winfield, Kansas to finish the season.




1987 TARLETON TEXAN FOOTBALL

TIAA CHAMPIONS | HEAD COACH: BILL PRINGLE | RECORD: 9-3-1, TIAA 6-0

Under Pringle's guidance, Tarleton State continued its complete dominance of the TIAA by posting its second straight unblemished league record to claim the TIAA title for the second consecutive season and fourth time overall. The Texans advanced to the NAIA playoffs for the second time as a senior college and earned the school's first NAIA playoff win with a 38-26 victory over Bethany (KS) before falling to Baker (KS) in the next round in a 12-13 heartbreaker.



SR. COLLEGE CHAMPIONSHIP TEAMS



1989 TARLETON TEXAN FOOTBALL

TIAA CHAMPIONS | HEAD COACH: HAL MCAFFEE | RECORD: 9-3, TIAA 8-2

After a change in leadership in 1988, it didn't take long for new head coach Hal McAfee to return Tarleton to championship status as the second-year coach lifted Tarleton to its fifth TIAA championship in 1989 with a record of 9-3 and an 8-2 mark in league action. Tarleton finished the regular season on a three-game winning streak to secure a spot in the NAIA playoffs, where the Texans defeated St. Mary's (KS) in the first round 16-6 before falling to Westminster (PA) in the next round.




1990 TARLETON TEXAN FOOTBALL

TIAA CHAMPIONS | HEAD COACH: HAL MCAFFEE | RECORD: 11-1, TIAA 6-0

McAfee and the Texans continued to find success in 1990 as Tarleton recorded its second undefeated regular season - and first since 1978 - to earn the sixth and final TIAA championship in school history. Tarleton advanced to the NAIA playoffs for the fourth time in school history - and third time in four years - where they faced the same path as the year before. The Texans defeated St. Mary's (KS) 24-14 before falling to Westminster (PA) 17-19 in a heartbreaker to end the season.



SR. COLLEGE CHAMPIONSHIP TEAMS



2001 TARLETON TEXAN FOOTBALL

LSC CO-CHAMPIONS / SOUTH DIVISION CHAMPIONS | HEAD COACH: TODD WHITTEN | RECORD: 10-3, LSC 8-1

After a decade without a championship and the transition from NAIA to NCAA Division II, Tarleton earned its first LSC Co-Championship and division title in 2001 under head coach Todd Whitten in his second season at the helm. The Texans ended the regular season on a six-game winning streak to win the title and advance to the NCAA playoffs for the first time in school history. Tarleton defeated Chadron State (NE) 28-24 before falling to UC-Davis in the second round.



2002 TARLETON TEXAN FOOTBALL

LSC NORTH DIVISION CHAMPIONS | HEAD COACH: TODD WHITTEN | RECORD: 9-2, LSC 6-2

Tarleton State followed up its first NCAA postseason run by claiming the LSC North Division championship with a 9-2 overall record and a 6-2 mark in Lone Star Conference play. Despite not qualifying for the NCAA postseason, the Texans would finish the regular season on a three-game winning streak with victories over West Texas A&M, Southwestern Oklahoma, and Central Oklahoma.



SR. COLLEGE CHAMPIONSHIP TEAMS



2003 TARLETON TEXAN FOOTBALL

LSC NORTH DIVISION CHAMPIONS | HEAD COACH: TODD WHITTEN | RECORD: 8-4, LSC 6-2

Tarleton made its return to the NCAA postseason for the second time in three seasons in 2003 after earning its second consecutive LSC North Division championship and third straight LSC division title with an 8-4 record and another 6-2 mark in league action. Tarleton qualified for the NCAA postseason where they lost a first-round matchup to LSC rival Texas A&M-Kingsville.



2006 TARLETON TEXAN FOOTBALL

LSC SOUTH DIVISION CHAMPIONS | HEAD COACH: SAM MCELROY | RECORD: 6-4, LSC 6-3

Three years since the last LSC Division title, new head coach Sam McElroy returned the Texans to prominence in 2006 by delivering the school's fourth LSC Division championship and the second in the league's South Division. McElroy's Texans dropped the first three games of the season before turning it on for a six-game winning streak that ultimately gave the Texans the division title.



SR. COLLEGE CHAMPIONSHIP TEAMS



2009 TARLETON TEXAN FOOTBALL

LSC CO-CHAMPIONS / SOUTH DIVISION CHAMPIONS | HEAD COACH: SAM MCELROY | RECORD: 10-3, LSC 7-2

In McElroy's final season at the helm, he delivered Tarleton's second LSC championship and South Division championship, which was also the fifth division title, as the Texans finished the 2009 season as the co-champions of the league and made its return to the NCAA playoffs for the first time since 2003. The Texans pulled out a 57-56 double-overtime win over Texas A&M-Kingsville in the first round of the playoffs before falling to Central Washington in the next round.



2013 TARLETON TEXAN FOOTBALL

LSC CO-CHAMPIONS | HEAD COACH: CARY FOWLER | RECORD: 7-3, LSC 5-1

After three years of rebuilding, Tarleton State claimed its third Lone Star Conference championship in 2013 for the school's third title and first under head coach Cary Fowler. The Texans opened the season with a 5-0 mark, including an incredible comeback against West Texas A&M to defeat the Buffs 31-27 despite trailing 27-3 at halftime. Despite winning a share of the LSC Championship, the 2013 team suffered one of the all-time NCAA playoff snubs by not receiving a berth in the national playoffs.

SR. COLLEGE CHAMPIONSHIP TEAMS



THIS IS OUR HISTORY

**2018 TARLETON TEXAN FOOTBALL***LSC CHAMPIONS | HEAD COACH: TODD WHITTEN | RECORD: 12-1, LSC 8-0*

Tarleton enjoyed its greatest season in program history to date in 2018 as the Texans secured their first outright Lone Star Conference Championship and ran the table for its first undefeated regular season in Tarleton's NCAA history, going 10-0 and 8-0 in LSC play. The Texans hosted the first two home playoff games at Tarleton and defeated Azusa Pacific and Texas A&M-Commerce to advance to the Super Region IV finals.

**2019 TARLETON TEXAN FOOTBALL***LSC CHAMPIONS | HEAD COACH: TODD WHITTEN | RECORD: 11-1, LSC 8-0*

The final team in Tarleton's NCAA Division II era went out as champions of the Lone Star Conference for the second consecutive season. The Texans ran the table against the LSC yet again and claimed the LSC Championship with a road victory over Western New Mexico. The Texans, who had been ranked No. 1 in the NCAA regional rankings every week leading up to the postseason, earned the No. 2 seed in the Super Region IV playoffs.

NCAA PLAYOFF GAMES ('01)



#17 TARLETON

28



#3 CHADRON STATE

24

FIRST ROUND • NOVEMBER 17, 2001
BEEBE, ELLIOTT FIELD • CHADRON, NEBRASKA (5,400)

TEXANS DOWN NO. 3-RANKED CHADRON STATE 28-24 FOR SCHOOL'S FIRST-EVER NCAA DIVISION II PLAYOFF VICTORY

CHADRON, Neb. - Tarleton State's defense limited a high-powered Chadron State offense to just three points in the second half as the Texans rallied past the Eagles 28-24 in first-round action of the NCAA Division II football playoffs.

The Texans trailed 21-7 late in the first half after quarterback Steve Kelly fumbled and Chadron's Aric Lopez returned it five yards for a touchdown. That play seemingly gave the Eagles all the momentum heading to halftime.

Kelly and Texans came right back and managed to cut their deficit to 21-14 with a quick 11-play drive that culminated with a 3-yard touchdown catch by tight end Kyle Masters, slicing the Chadron lead to seven points with 30 seconds left in the half.

Chadron upped its lead to 24-14 with Ryan Larson's 24-yard field goal on the Eagles' first second-half possession, but the Texans' defense would dominate from there, allowing Chadron to only 77 yards in their final four drives.

The Texans limited Chadron to 0-for-4 on 3rd-down conversions and 0-for-2 on 4th-down tries in the final quarter. Tarleton squelched the Eagles' fake punt attempt on 4th-and-1 at the Tarleton 44-yard line with 6:20 left, and the Texans stopped Chadron on a 4th-and-3 at the CSC 26 with 2:12 to play.

Tarleton's offense managed two lengthy scoring drives to complete the rally, first going 72 yards in 12 plays to score on running back Chavis McCollister's 5-yard run late in the third quarter.

D.T. Hopkins plowed up the middle from four yards out with 9:46 left in the game to put the Texans ahead 28-24, with that short touchdown run being set up by a 42-yard halfback pass from McCollister to wide receiver Damien Jackson.



RYAN SEWARD



STEVE KELLY

SCORE BY QUARTERS	1	2	3	4	SCORE
Tarleton	0	14	7	7	28
Chadron State	7	14	3	0	24

SCORING SUMMARY

1st Quarter

04:09 CSC Matt Strand 1 yd run (Ryan Larson kick) 0-7

2nd Quarter

07:40 TSU A. Givens 4 yd pass from Steve Kelly (Boren kick) 7-7

04:29 CSC Matt Strand 12 yd run (Ryan Larson kick) 7-14

04:14 CSC Aric Lopez 5 yd fumble recovery (Ryan Larson kick) 7-21

00:30 TSU Kyle Masters 3 yd pass from Steve Kelly (Boren kick) 14-21

3rd Quarter

07:05 CSC Ryan Larson 24 yd field goal 14-24

01:45 TSU C. McCollister 5 yd run (Boren kick) 21-24

4th Quarter

09:46 TSU D.T. Hopkins 4 yd run (Boren kick) 28-24

	TSU	CSC
FIRST DOWNS	23	23
RUSHES-YARDS (NET)	32-82	37-191
PASSING YDS (NET)	261	194
Passes Att-Comp-Int	43-29-1	35-22-1
TOTAL OFFENSE PLAYS-YARDS	75-343	72-385
Fumble Returns-Yards	0-0	1-5
Punt Returns-Yards	1-0	3-33
Kickoff Returns-Yards	5-92	4-47
Interception Returns-Yards	1-3	1-5
Punts (Number-Avg)	4-47.0	3-32.3
Fumbles-Lost	1-1	0-0
Penalties-Yards	4-26	11-68
Possession Time	29:01	30:59
Third-Down Conversions	9 of 16	4 of 14
Fourth-Down Conversions	1 of 1	2 of 5
Sacks By: Number-Yards	2-10	6-43

RUSHING: Tarleton State-C. McCollister 7-51; Alester Givens 10-44; Olan Coleman 2-22; D.T. Hopkins 1-4; Team 2-minus 1; Steve Kelly 10-minus 38. Chadron State Peter Holak 21-121; Matt Strand 11-43; Travis Covey 4-18; Marc Kaminski 1-9.

PASSING: Tarleton State-Steve Kelly 27-41-1-185; C. McCollister 2-2-0-76. Chadron State-Matt Strand 21-34-1-185; Zac Jones 1-1-0-9.

RECEIVING: Tarleton State-Alester Givens 6-27; K.J. Kennard 4-57; Will Moody 4-27; Brian Lucas 3-38; Latrell Davis 3-27; Kyle Masters 3-15; Damien Jackson 2-50; C. McCollister 2-16; Olan Coleman 2-4. Chadron State-Mike Wahlstrom 8-70; Jeremy Shedeed 3-26; Peter Holak 3-25; Travis Covey 2-22; Jason Carnahan 1-18; Marc Kaminski 1-12; Matt Strand 1-9; Brandon Soden 1-5; Beau Sheets 1-5; Dusty Deterding 1-2.



NCAA PLAYOFF GAMES ('01)



#17 TARLETON

25



#12 CALIFORNIA-DAVIS

42

SECOND ROUND • NOVEMBER 24, 2001
TOOMEY FIELD • DAVIS, CALIFORNIA (5,377)

AGGIES OUTSCORE TEXANS 21-8 IN FOURTH QUARTER; TARLETON'S SEASON ENDS IN 42-25 LOSS

DAVIS, Calif. - Glenn Adriatico of UC Davis returned a fourth-quarter kickoff 66 yards for a touchdown and scored again less than two minutes later on a 55-yard reception as the Aggies pulled away from Tarleton State for a 42-25 victory in the NCAA Division II quarterfinals.

UC Davis overcame Tarleton leads of 7-0 and 17-14 to pick up the win. The Aggies took a 21-17 lead in the third quarter as RB Sean Holleman scored his third TD of the game, then Davis got the ball right back after a Tarleton punt and pushed its edge to 28-17 on the first play of the fourth quarter with Mike Oliva's 19-yard TD catch.

The Texans answered as Tarleton QB Steve Kelly completed 5 of 7 passes on a 9-play drive that ended with Kelly hitting Aaron Lucas on a 14-yard TD pass. Chavis McCollister then scored on a 2-point conversion run, cutting the UC Davis lead to just 28-25 with 11:40 left in the game.

Tarleton was flagged for an offsides penalty on the ensuing kickoff, and after being forced to kickoff again, Adriatico gathered the ball at his own 34-yard line and raced unscathed in front of the Tarleton bench for the game-breaking TD.

The Texans picked up one first down on the next possession before turning the ball over on downs at the UC Davis 45-yard line. That's where QB J.T. O'Sullivan delivered the knockout punch, hitting Adriatico in stride over the middle for a 55-yard TD toss at the 9:28 mark.

The score was tied 14-14 at halftime, with Tarleton turning the ball over twice in UC Davis territory, including a D.T. Hopkins fumble at the Aggies 1-yard line.

Tarleton gained 489 yards on 76 plays but was just 2 of 13 on 3rd-down conversions, compared to an 8 for 11 effort by the Aggies.



STEVE KELLY



TODD WHITTEN

SCORE BY QUARTERS	1	2	3	4	SCORE
Tarleton	7	7	3	8	25
California-Davis	0	14	7	21	42

SCORING SUMMARY

1st Quarter

04:10 TSU C. McCollister 8 yd run (Boren, J.W. kick) 7-0

2nd Quarter

10:50 UCD S. Holleman 1 yd run (Williams kick failed) 7-6

03:12 UCD S. Holleman 4 yd run (Bandel pass) 7-14

00:37 TSU S. Kelly 1 yd run (Boren kick) 14-14

3rd Quarter

10:15 TSU Boren 39 yd field goal 17-14

06:01 UCD S. Holleman 5 yd run (Williams kick) 17-21

4th Quarter

14:53 UCD M. Oliva 19 yd pass from O'Sullivan (Williams kick) 17-28

11:40 TSU Lucas 14 yd pass from Kelly (McCollister. rush) 25-28

11:21 UCD Adriatico 66 yd kickoff return (WILLIAMS kick) 25-35

09:28 UCD Adriatico 55 yd pass from O'Sullivan (Williams kick) 25-42

	TSU	UCD
FIRST DOWNS	24	30
RUSHES-YARDS (NET)	26-170	48-266
PASSING YDS (NET)	332	252
Passes Att-Comp-Int	50-26-0	29-20-1
TOTAL OFFENSE PLAYS-YARDS	76-489	77-508
Fumble Returns-Yards	1-12	0-0
Punt Returns-Yards	1-0	0-0
Kickoff Returns-Yards	6-85	5-109
Interception Returns-Yards	1-5	0-0
Punts (Number-Avg)	3-41.3	2-34.0
Fumbles-Lost	3-2	1-1
Penalties-Yards	8-62	3-24
Possession Time	25:59	34:01
Third-Down Conversions	2 of 13	8 of 11
Fourth-Down Conversions	3 of 5	0 of 0
Sacks By: Number-Yards	0-0	1-10

RUSHING: Tarleton State-Alester Givens 7-68; Steve Kelly 8-43; C. McCollister 7-33; Coleman 2-11; Moody 1-0. UC-Davis-Holleman 27-153; Massari 13-56; O'Sullivan 6-50.

PASSING: Tarleton State-Steve Kelly 26-49-0-332. UC-Davis-O'Sullivan 20-29-1-252.

RECEIVING: Tarleton State-Will Moody 7-78; Latrell Davis 5-95; Brian Lucas 5-77; Damien Jackson 2-21; C. McCollister 2-14; Alester Givens 2-1; Kyle Masters 1-22; Lucas 1-18; Kernard 1-6. UC-Davis-Oliva 6-82; Massari 4-37; Adriatico 3-73; Holleman 3-21; Bandel 2-19; Saysette 1-11; Bergstrom 1-9.

NCAA PLAYOFF GAMES ('03)



#21 TARLETON

10



#3 TX A&M-KINGSVILLE

34

FIRST ROUND • NOVEMBER 22, 2003
JAVELINA STADIUM • KINGSVILLE, TEXAS (9,500)

TURNOVERS, JAVELINA DEFENSE DOOM TEXANS IN FIRST ROUND OF PLAYOFFS

KINGSVILLE, Texas - The Tarleton State football team offered too many chances to Texas A&M-Kingsville on Saturday and lost 34-10 in the first round of the NCAA Division II playoffs.

The No. 21 Texans' Justin Parson fumbled the opening kickoff to put the Javelinas at the Texans' 37-yard line. The other problem with the ballgame for the Texans was the time of possession. The Javelinas won that stat 37:21 to 22:29.

The Texans (8-4) also lost the turnover battle, giving up the fumble and a 68-yard interception return by TAMUK's Michal Bragg. Bragg intercepted Tarleton quarterback Cliff Watkins at the goaline and returned it to the Tarleton 32.

Problem No. 4 was the TAMUK defense. The Javelinas held the Texans 202 yards below their season offensive output, including 132 yards below the average passing game.

TAMUK (10-1) got on the board first when Richard Hammond nailed a 44-yard field goal with 4:11 on the clock, capping a six-play, 12 yard drive that took 2:39 off the clock. A seven-yard Texan punt put TAMUK in good field position.

Larry Williams put the Javelinas on the scoreboard again when he punched it in from four yards out. That capped a five-play, 25 yard drive that was set up when Chris Peterson, the Texan punter, had just a 19-yard punt.

Watkins scored his first rushing touchdown of the season when he ran a bootleg in from nine yards out. Jamie Guin added the kick with 11:50 left in the game to move the Texans within three, 10-7.

The Javelinas got on the board with 1:05 left in the first half when Brent Holmes caught a 15-yard pass from Daniel Taylor. That play was set up by a 32- yard punt return by Eddie Moten to the Tarleton 19.

Guin added a 48-yard field goal for the last Texan score with 11:50 left in the third quarter. TAMUK score three more times in the ballgame.

Richard Hammond hit a 23-yard field goal with 8:07 left in the game to cap a 15-play, 51-yard drive. Holmes caught a 27-yard pass from Taylor with 5:25 left in the contest. That drive was set up by the Bragg interception.

Williams put the final nail in the coffin when he punched it in from two yards out with 2:36 remaining. The Texans turned the ball over on downs in the middle of the field for the second time in the game. Williams ran for 36 yards on the play before the touchdown to set up the score.

TAMUK defeated the Texans on Sept. 27, 23-15. Tarleton gained only 287 yards in the contest, including just 66 yards rushing. Watkins was 16-36 for 212 yards and no touchdowns. He had the one interception.

TAMUK gained 287 yards of total offense, including 129 yards on the ground and 159 yards through the air.

Leading the Texans in rushing was Joe Morrison with 16 carries for 73 yards. Justin Tabor had seven receptions for 97 yards, while Will Moody had just three catches for 64 yards.

Ken Jones led the team with 18 total tackles, including four solo and 14 assisted tackles. He had three tackles for a loss of four yards and half a sack for four yards. Erick Smith was second with 16 tackles.

On the bright side, Watkins set a new school record for passing yards in a season with 5,547 this season. He also set a new record for attempts in a season with 437 attempts.

The senior also set a new record for completions in a season with 264.



JUSTIN PARSON

SCORE BY QUARTERS	1	2	3	4	SCORE
Tarleton	0	7	3	0	10
Texas A&M-Kingsville	10	7	0	17	34

SCORING SUMMARY

1st Quarter

04:11	TAMUK	R.Hammond 44 yd field goal	0-3
00:33	TAMUK	L. Williams 4 yd run (R. Hammond kick)	0-10

2nd Quarter

08:16	TSU	C. Watkins 9 yd run (J. Guin kick)	7-10
01:05	TAMUK	B. Holmes 15 yd pass from D. Taylor (R. Hammond kick)	7-17

3rd Quarter

11:50	TSU	J. Guin 48 yd field goal	10-17
-------	-----	--------------------------	-------

4th Quarter

08:07	TAMUK	R. Hammond 23 yd field goal	10-20
05:25	TAMUK	B. Holmes 27 yd pass from D. Taylor (R. Hammond kick)	10-27
02:36	TAMUK	L. Williams 2 yd run (R. Hammond kick)	10-34

	TSU	TAMUK
FIRST DOWNS	16	14
RUSHES-YARDS (NET)	25-66	45-129
PASSING YDS (NET)	212	158
Passes Att-Comp-Int	36-16-1	23-13-0
TOTAL OFFENSE PLAYS-YARDS	61-278	68-287
Fumble Returns-Yards	0-0	0-0
Punt Returns-Yards	2-11	1-32
Kickoff Returns-Yards	2-34	0-0
Interception Returns-Yards	0-0	1-68
Punts (Number-Avg)	6-32.8	6-31.3
Fumbles-Lost	2-1	0-0
Penalties-Yards	1-5	7-59
Possession Time	20:07	37:17
Sacks By: Number-Yards	1-7	4-19

RUSHING: Tarleton State-Joe Morrison 16-73; Chris Winn 1-3; Carl Steward 2-0; Cliff Watkins 6-minus 10. Texas A&M-Kingsville-Larry Williams 28-108; Daniel Taylor 13-16; Ryan Beard 3-4; Brent Holmes 1-1.

PASSING: Tarleton State-Cliff Watkins 16-36-1-212. Texas A&M-Kingsville-Daniel Taylor 13-23-0-158.

RECEIVING: Tarleton State-Justin Tabor 7-97; Will Moody 3-64; Sims Kemp 2-38; Joe Morrison 2-9; Carl Steward 2-4. Texas A&M-Kingsville-M. Washington 4-21; Brent Holmes 3-62; Derrick Harding 2-22; Todd Knutson 1-19; Robert Jones 1-18; Zach Moore 1-10; Errick Lewis 1-6.



NCAA PLAYOFF GAMES ('09)



#12 TARLETON

57



#13 TX A&M-KINGSVILLE

56

(20T)

FIRST ROUND • NOVEMBER 14, 2009
JAVELINA STADIUM • KINGSVILLE, TEXAS (13,352)

TEXANS MOVE ON TO SECOND ROUND; UPSET JAVELINAS 57-56 IN DOUBLE OVERTIME THRILLER

KINGSVILLE, Texas – In one of the most dramatic games in school and NCAA history, the No. 12 Tarleton Texans needed a come-from-behind victory and double overtime to advance to the second round of the NCAA Division II playoffs with a 57-56 win at No. 13 Texas A&M-Kingsville Saturday in front of a crowd of over 13,000 people.

Tarleton improved to 10-2 on the season after quarterback Scott Grantham scored on a 20-yard run in the second overtime to pull Tarleton within one before running the two-point conversion in by himself to give the Texans the win.

Overtime was set up with a 64-yard field goal by Tarleton's Garrett Lindholm to tie the game as time expired after the Javelinas had scored with under a minute left in regulation. The kick was the second longest field goal in NCAA Division II history.

Another record was set in the game when Devin Guinn set a new school mark for career receiving touchdowns with 26, passing Jeremy Madkins who earned 25 in 2003-06.

With the Javelinas driving, Dominic Smith recovered a Javelina fumble at the Tarleton 23-yard line with just seconds left in the third quarter. The Texans then drove 77 yards over 14 plays and 6:59 and took the lead when Roderick Smith put the ball into the end zone from 11 yards out. Lindholm's kick was good, and with 8:22 left in the contest, Tarleton led 43-39. Tarleton had three third-down conversions and one fourth-down conversion during the scoring drive.

The Javelinas got the ball back with 4:56 left in the game and drove 61 yards on nine plays and scored the go-ahead touchdown. Brom's kick put the score at 46-43 with 45 seconds left on the clock.

Tarleton started at its own 26 with a false start penalty. Facing fourth and 18, Grantham hit Arthur Buckingham on a 35-yard pass for a first down. Then, facing a third and 10 from the Kingsville 47, Lindholm hit the kick that tied the game at 46 from 64 yards out as time expired. Buckingham had the hold, Kyle Piercefield the snap.

Tarleton loss the coin toss in overtime and had the ball first. The Texans got to the eight, but Lindholm was forced to kick a 27-yard field goal after a delay of game penalty to go ahead 49-46.

TAMUK then drove to the Tarleton two, but the Javelinas also had to kick, Brom's good from 19 yards.

The Javelinas then got the ball first in the second overtime, and TAMUK scored on a two-yard run from Winborn. The kick by Brom made it 56-49 and forced the Texans to do the same.

Robertson started from the 25 and gained five yards before two incomplete passes forced the Texans into a fourth and five from the 20. Grantham scrambled to the right and saw an opening, and after breaking several tackles and spinning into the end zone, the Texans trailed by just one point. The Tarleton coaches called for the two-point conversion, and Grantham again went to the right side on a keeper and found the winning two-point conversion to give the Texans the 57-56 double overtime victory.

Tarleton finished the afternoon with 530 yards of total offense, including 234 yards rushing and 296 yards through the air. The Javelinas had 402 yards of offense, including 238 yards on the ground and 164 yards passing.

Robertson has 19 carries for 131 yards and a touchdown while Roderick Smith had 13 carries for 67 and a score. Grantham had five rushes for 35 yards and a score while Demby had two carries for one yard and a touchdown.



SCOTT GRANTHAM

SCORE BY QUARTERS	1	2	3	4	OT	ZOT	SCORE
Tarleton	14	7	15	10	3	8	57
Texas A&M-Kingsville	7	24	8	7	3	7	56

SCORING SUMMARY

1st Quarter

12:24	TSU	Hobson 51 yd pass from Grantham (Lindholm kick)	7 - 0
08:39	TSU	Demby 1 yd run (Lindholm kick)	14 - 0
00:19	TAMUK	Winborn 1 yd run (Brom kick)	14 - 7

2nd Quarter

08:19	TAMUK	Glover 26 yd fumble recovery (Brom kick)	14 - 14
03:14	TAMUK	Winborn 36 yd run (Brom kick)	14 - 21
02:47	TAMUK	Glover 40 yd interception return (Brom kick)	14 - 28
01:54	TSU	Hobson 62 yd pass from Grantham (Lindholm kick)	21 - 28
00:00	TAMUK	Brom 45 yd field goal	21 - 31

3rd Quarter

10:12	TSU	Robertson 30 yd run (Lindholm kick)	28 - 31
07:18	TAMUK	Winborn 1 yd run (Roberson pass from Brom)	28 - 39
01:29	TSU	Guinn 3 yd pass from Grantham (Peschke pass from Grantham)	36 - 39

4th Quarter

08:22	TSU	Smith 11 yd run (Lindholm kick)	43 - 39
00:49	TAMUK	Garza 1 yd run (Brom kick)	43 - 46
00:00	TSU	Lindholm 64 yd field goal	46 - 46

Overtime

15:00	TSU	G. Lindholm 27 yd field goal	49 - 46
15:00	TAMUK	Brom 19 yd field goal	49 - 49
15:00	TAMUK	Winborn 2 yd run (Brom kick)	49 - 56
15:00	TSU	Scott Grantham 20 yd run (Grantham rush)	57 - 56

	TSU	TAMUK
FIRST DOWNS	24	29
RUSHES-YARDS (NET)	39-234	43-238
PASSING YDS (NET)	296	164
Passes Att-Comp-Int	41-20-2	31-20-2
TOTAL OFFENSE PLAYS-YARDS	80-530	74-402
Fumble Returns-Yards	0-0	1-26
Punt Returns-Yards	3-41	1-7
Kickoff Returns-Yards	4-89	3-73
Interception Returns-Yards	2-0	2-40
Punts (Number-Avg)	4-40.0	4-41.0
Fumbles-Lost	2-1	1-1
Penalties-Yards	19-160	5-43
Possession Time	30:19	29:41
Third-Down Conversions	9 of 18	5 of 12
Fourth-Down Conversions	4 of 4	0 of 0
Red-Zone Scores-Chances	4-4	5-5
Sacks By: Number-Yards	0-0	0-0

RUSHING: Tarleton-Evan Robertson 19-131; Roderick Smith 13-67; Scott Grantham 5-35; Keith Demby 2-1. Texas A&M-Kingsville-Fred Winborn 35-223; Billy Garza 5-16; E.J. LeBlanc 1-1; Ryan Lincoln 1-1; Connell Davis 1-minus 3.

PASSING: Tarleton-Scott Grantham 20-40-1-296; Kelan Luker 0-1-1-0. Texas A&M-Kingsville-Billy Garza 20-31-2-164.

RECEIVING: Tarleton-Jahmeel Hobson 10-188; Devin Guinn 4-27; Devon Gray 3-33; A. Buckingham 1-35; Keith Demby 1-7; Shaun Ragon 1-6. Texas A&M-Kingsville-Ryan Lincoln 6-38; Chris Taylor 3-32; Damian Couthren 3-30; E.J. LeBlanc 3-17; Sherman Batiste 2-24; Connell Davis 1-8; Fred Winborn 1-8; Darry Malone 1-7.

NCAA PLAYOFF GAMES ('09)



#12 TARLETON

6



#3 CENTRAL WASHINGTON

27

SECOND ROUND • NOVEMBER 21, 2009
TOMLINSON STADIUM • ELLENSBURG, WASH. (5,400)

TEXAN OFFENSE LIMITED TO JUST TWO FIELD GOALS AS CWU WINS SECOND ROUND PLAYOFF GAME 27-6

ELLENSBURG, Wash. - The No. 12 Tarleton Texans had a hard time running the ball Saturday in the second round of the NCAA Division II playoff against No. 1 Central Washington, and just nine first downs were logged by the Texans in a 27-6 loss in Ellensburg, Wash.

Tarleton's season closed with the loss as the Texans finished 11-3 overall.

The Texans handed the ball over on two fumbles, and the Wildcats scored 10 points off of those turnovers, while the Texans had an interception and had just three points. One of the Texan turnovers was deep into Wildcat territory.

The Texans gained just 178 yards of total offense, Tarleton's second worse out of the season after Abilene Christian held Tarleton to 172 total yards. On Saturday, Tarleton gained 192 yards through the air, but the Texans were limited to minus-17 yards on the ground.

Bradley Bullitt intercepted a Cole Morgan pass and then lateralled the ball to Jeremy Sifford who returned it to the CWU 39-yard line to set up the first score of the game when Garrett Lindholm made a 39-yard field goal with 4:07 left in the first quarter. The score came after six plays and Tarleton covered just four yards in the scoring drive to make it 3-0 Texans.

On the next drive for the Wildcats, Morgan hit Johnny Spevak for a 48-yard touchdown. Garrett Rolsma had the extra point to put the home team ahead 7-3 with 2:33 left in the opening quarter. The drive took three plays to cover 50 yards.

The Wildcats stretched the lead to 14-3 with 10:16 left in the first half when Randall Eldridge punched it in from two yards away. Rolsma added the kick to cap the two-play 15-yard drive that was set up by a Roderick Smith fumble at the Tarleton 22-yard line. The ball was scooped up by Taylor Breitzman and returned to the Tarleton 15.

The Texans took the next drive 48 yards on 10 plays in 4:03 to set up a 31-yard field goal by Lindholm. The Texans trailed 14-6 with 6:03 on the clock.

CWU then added a field goal with 1:39 remaining in the second quarter when Rolsma connected on a 27-yard attempt to close an eight-play, 71-yard drive that took 4:24 off the clock. The Wildcats led 17-6 at the half.

The Texans stopped the Wildcats' first drive of the second half, and the offense was driving down the field when Roderick Smith caught a screen pass from Scott Grantham, but the senior running back again fumbled – this time at the CWU 23-yard line.

The home team then took the ball 69 yards on six plays to stretch its lead to 20-6 when Rolsma hit a 30-yard field goal with 8:07 left in the third quarter.

Neither team scored again until the Wildcats put the last point of the game on the board. Eldridge punched the ball in from three yards out to end a nine-play, 67-yard drive. The kick by Rolsma put the final tally on the board with CWU winning, 27-6.

Evan Robertson had 26 yards to lead the Texans' rushing game on 10 carries. Keith Demby had one carry for two yards while Smith had five carries for minus-six yards and both fumbles.

Grantham was 14-of-33 for 192 yards and was sacked twice. Devin Guinn led the team with three catches for 45 yards while Arthur Buckingham had three receptions for 34 yards.

The Wildcats totaled 409 yards of total offense, including 122 yards on the ground and 287 yards through the air.

Morgan was 21-of-31 for 287 yards and a touchdown with one sack and one interception. Spevak led the squad with five catches for 97 yards and a score while Eldridge had 18 carries for 101 yards and two touchdowns.



BRADLEY BULLITT

SCORE BY QUARTERS	1	2	3	4	SCORE
Tarleton	3	3	0	0	6
Central Washington	7	10	3	7	27

SCORING SUMMARY

1st Quarter

04:07	TSU	G. Lindholm 39 yd field goal	3 - 0
02:33	CWU	Spevak 48 yd pass from Morgan (Rolsma kick)	3 - 7

2nd Quarter

10:16	CWU	Eldridge 2 yd run (Rolsma kick)	3 - 14
06:03	TSU	G. Lindholm 31 yd field goal	6 - 14
01:39	CWU	Rolsma 27 yd field goal	6 - 17

3rd Quarter

08:07	CWU	Rolsma 30 yd field goal	6 - 20
-------	-----	-------------------------	--------

4th Quarter

07:57	CWU	Eldridge 3 yd run (Rolsma kick)	6 - 27
-------	-----	---------------------------------	--------

	TSU	CWU
FIRST DOWNS	9	17
RUSHES-YARDS (NET)	24--14	39-122
PASSING YDS (NET)	192	287
Passes Att-Comp-Int	34-14-0	31-21-1
TOTAL OFFENSE PLAYS-YARDS	58-178	70-409
Fumble Returns-Yards	0-0	0-0
Punt Returns-Yards	0-0	6-88
Kickoff Returns-Yards	6-137	2-80
Interception Returns-Yards	1-58	0-0
Punts (Number-Avg)	8-40.2	4-41.2
Fumbles-Lost	3-2	0-0
Penalties-Yards	6-54	8-73
Possession Time	24:02	35:58
Third-Down Conversions	3 of 16	5 of 14
Fourth-Down Conversions	0 of 1	0 of 0
Red-Zone Scores-Chances	2-2	4-7
Sacks By: Number-Yards	1-7	2-17

RUSHING: Tarleton-Evan Robertson 10-26; Keith Demby 1-2; Roderick Smith 5-minus 6; Scott Grantham 8-minus 36. Central Washington-Eldridge 18-101; Kelly 8-24; Morris 6-8; TEAM 4-minus 4; Morgan 3-minus 7.

PASSING: Tarleton-Scott Grantham 14-33-0-192; Keith Demby 0-1-0-0. Central Washington-Morgan 21-31-1-287.

RECEIVING: Tarleton-Devin Guinn 3-45; A. Buckingham 3-34; Evan Robertson 2-14; Jahmeel Hobson 1-59; Devon Gray 1-23; Roderick Smith 1-10; Shaun Ragon 1-4; Keith Demby 1-3; Bradley Peschke 1-0. Central Washington-Spevak 5-97; Eldridge 5-68; Weems 4-43; Helwege 3-32; Westmoreland 2-26; Smith, Ch. 1-16; Waller, M. 1-5.



NCAA PLAYOFF GAMES ('18)



#24 AZUSA PACIFIC

0



#6 TARLETON

58

FIRST ROUND • NOVEMBER 17, 2018
MEMORIAL STADIUM • STEPHENVILLE, TEXAS (4,713)

NO. 6 TEXANS BLAST NO. 24 AZUSA PACIFIC IN NCAA PLAYOFF OPENER, PREPARE FOR REMATCH WITH A&M-COMMERCE

STEPHENVILLE – In the first home NCAA Playoff game in school history, No. 6 Tarleton dominated No. 24 Azusa Pacific with a 58-0 rout at Memorial Stadium.

Tarleton, the No. 2 seed in the tournament, moves on to the second round of the NCAA Tournament and will host No. 6-seed Texas A&M-Commerce on Saturday, Nov. 24 at 1 p.m. at Memorial Stadium. Details regarding ticket sales will be announced Monday. Reserved season ticket holders have until Tuesday at 5 p.m. to call 254-968-1832 to claim their seats.

Tarleton improves to 11-0 on the season while outscoring opponents 49-15 this season. It ties the school record for best start to a season and longest winning streak in program history.

It's the first NCAA playoff win for the Texans since the 2009 season. The Texans established several new NCAA Playoff school records, including points, points allowed, and total yards with 579 (335 rushing, 224 passing). Xavier Turner set a new NCAA Playoff school record with 206 rushing yards and three touchdowns in the win. Turner now has 21 touchdowns on the season, good for second most in a season in school history. The senior back also has 1,306 yards, which rank third in a single season.

The Texans led 16-0 after the first quarter when J.F. Thomas hauled in a 28-yard touchdown pass from Ben Holmes for the game's first score and Turner followed with a 3-yard touchdown run. Joanaly Martienz added a 24-yard field goal in the opening quarter.

A 21-point second quarter put the game away in a hurry for the Texans. Turner and D'Anthony Hopkins had touchdown runs of 1 and 2 yards while Holmes teamed up with Zimari Manning for a 22-yard score. Holmes finished the game 13-of-17 passing for 224 yards and three touchdowns. The Texans led 37-0 at the break.

Manning hauled in his second touchdown of the game to open the second half, this time a 36-yard reception from Holmes to go up 44-0. Manning finished with a game-high 113 receiving yards on five receptions and two scores. Manning has 11 touchdowns this season, which rank fourth in school history.

Turner put the exclamation point on the victory with a 61-yard touchdown run midway through the third quarter to put the Texans over the 50-point mark for the third straight week and fifth time this season. Adam Berryman added a 1-yard touchdown run late in the fourth for the game's final points.

After not posting a shutout since 2006, the Texan defense now has back-to-back shutouts to their credit. It's the first time since 1964 that Tarleton has posted two straight shutouts. Prince Robinson led the Texans with eight tackles, an interception and force fumble. The Texans forced four turnovers, including three fumbles. Gary Moore, Jordan Phillips, and Cornelius Carrington all recovered fumbles. EJ Speed and Tyrell Thompson had the only sacks in the game for the Texans.



J.F. THOMAS



DESHUN QUALLS

SCORE BY QUARTERS	1	2	3	4	SCORE
Tex. A&M-Commerce	3	6	6	13	28
Tarleton	0	17	10	7	34

SCORING SUMMARY

1st Quarter

08:05 TAMUC K. Martinez 19 yd field goal 3-0

2nd Quarter

11:40 TSU Joanaly Martinez 24 yd field goal 5 plays, 33 yards, TOP 1:40 3-3

04:01 TAMUC K. Martinez 38 yd field goal 4 plays, -11 yards, TOP 1:14 6-3

02:23 TSU Xavier Turner 6 yd run (Martinez kick) 6-10

00:35 TSU DeShun Qualls 64 yd pass from Ben Holmes (Martinez kick) 6-17

00:01 TAMUC K. Martinez 33 yd field goal 5 plays, 41 yards, TOP 0:26 9-17

3rd Quarter

10:32 TAMUC K. Martinez 53 yd field goal 12-17

09:14 TSU Daniel McCants 9 yd run (Joanaly Martinez kick) 12-24

07:40 TAMUC K. Martinez 55 yd field goal 15-24

04:09 TSU Joanaly Martinez 23 yd field goal 15-27

4th Quarter

12:31 TSU Daniel McCants 43 yd run (Joanaly Martinez kick) 15-34

08:55 TAMUC Kane Wilson 3 yd run (Kane Wilson pass failed) 21-34

05:37 TAMUC Ryan Stokes 18 yd pass from Kane Wilson (K. Martinez kick) 28-34

	TAMUC	TSU
FIRST DOWNS	21	19
RUSHES-YARDS (NET)	27-(-2)	60-350
PASSING YDS (NET)	388	206
Passes Att-Comp-Int	25-61-1	10-23-2
TOTAL OFFENSE PLAYS-YARDS	88-386	83-556
Fumble Returns-Yards	0-0	0-0
Punt Returns-Yards	2-15	3-3
Kickoff Returns-Yards	5-105	3-33
Interception Returns-Yards	2-(-1)	1-26
Punts (Number-Avg)	8-42.9	7-34.0
Fumbles-Lost	4-2	3-2
Penalties-Yards	5-54	16-112
Possession Time	30:30	29:30
Third-Down Conversions	1 of 18	8 of 19
Fourth-Down Conversions	3 of 3	0 of 2
Red-Zone Scores-Chances	5-6	4-5
Sacks By: Number-Yards	0-0	7-44

RUSHING: Tarleton-Daniel McCants 19-181; Ben Holmes 8-94; Xavier Turner 29-85; Adam Berryman 2-(-2). Commerce-Ovie Urevbu 9-15; Matt Childers 1-4; Carandale Hale 5-1; Kane Wilson 12-(-22).

PASSING: Tarleton- Ben Holmes 10-21-2-206; Derek Kiser 0-2-0-0. Commerce-Kane Wilson 25-60-1-388; Ovie Urevbu 0-1-0-0.

RECEIVING: Tarleton-DeShun Qualls 3-91; Zimari Manning 2-51; J.F. Thomas 1-25; Brant Bailey 1-16; Adam Berryman 1-10; Baxter Kirven 1-9; Daniel McCants 1-4. Commerce-M. Wimberly 7-139; Vincent Hobbs 8-89; Ryan Stokes 5-87; Matt Childers 2-41; Ovie Urevbu 2-18; Chance Cooper 1-14.

NCAA PLAYOFF GAMES ('18)



#15 TX A&M-COMMERCE

28



#6 TARLETON

34

SECOND ROUND • NOVEMBER 24, 2018
MEMORIAL STADIUM • STEPHENVILLE, TEXAS (5,231)

TEXANS' HISTORIC PLAYOFF RUN ENDED BY
NO. 1 MINNESOTA STATE, MOTHER NATURE

STEPHENVILLE – To be the best, you have to beat the best.

No. 6 Tarleton has proven all season they were the best team in the Lone Star Conference, but its biggest test yet came in the second round of the NCAA Division II playoffs and hosting the defending National Champions in No. 15 Texas A&M-Commerce.

In a historical season full of records and firsts, the record book just got bigger as the Texans have now advanced further than any team in program history with a 34-28 second-round victory over the Lions at Memorial Stadium.

The Texans improve to a school-record 12-0 and will travel to No. 1 Minnesota Mankato on Saturday, Dec. 1 at 12 p.m. CST for the NCAA Division II Super Region 4 finals.

The Texan defense came in with back-to-back shutouts for the first time since 1964, but today might've been the most impressive performance of the season. The defense held the Lions to 15 points through three quarters on five field goals. They also limited the Lion rushing attack to -2 yards and had seven sacks in the game to go with three forced turnovers. The defense was able to overcome a season-high four Tarleton turnovers.

Offensively, Tarleton accounted for 556 yards, including 350 yards on the ground led by Daniel McCants' 181 yards and two touchdowns. McCants now has 1,124 yards on the year joining Xavier Turner's 1,391 yards and making the duo the first pair of teammates to top 1,000 yards in the same season in school history.


The first half was a defensive slugfest. The teams traded field goals midway through the second quarter as the Lions held a 6-3 lead. Turner, who ran for 85 yards on the day, gave Tarleton its first lead of the game at 10-7 on a 6-yard touchdown run with 2:23 left in the half. It was Turner's 22nd touchdown on the season, tying him with Derrick Ross for the school record.

The Texans took a huge boost of momentum into the locker room as Holmes teamed up with DeShun Qualls on a 64-yard touchdown pass with 35 seconds left in the half to lead 17-6 at the break. Holmes finished the game 10-of-21 passing for 206 yards and a touchdown and also ran for 94 yards. Qualls was Holmes' top receiver in the game, hauling in three passes for 91 yards to go with the score.

After a pair of Commerce field goals to cut the lead to 17-12, McCants scored on a nine-yard run to push the lead back to double digits. Joantly Martinez added his second field goal of the game to give the Texans a 27-15 lead heading into the fourth quarter.

Ronnell Wilson intercepted the Lions in the end zone late in the third quarter to keep the score at a 12-point game. On the ensuing drive, McCants' fourth quarter 43-yard touchdown run appeared to be the finishing touches to a one-sided win as the Texans went up 34-15 with 12:30 to play. But the Lions came storming back with a pair of touchdowns to make it a one-score game. Commerce had a chance to win the game on the final drive, but quarterback Kane Wilson was sacked and fumbled by B.J. Jefferson and Sean Walton and was recovered by David Fangupo to clinch the victory.

EJ Speed led the Texan defense with 11 tackles while Jai Edwards added 10. Six players recorded sacks for the Texans led by Tavaris Owens' 2.5 sacks. B.J. Jefferson (1.5), Gary Moore (1), Jordan Phillips (1), Tyrell Thompson (0.5) and Sean Walton (0.5) all found their way to the Lion quarterback.



ZIMARI MANNING



DANIEL MCCANTS

SCORE BY QUARTERS	1	2	3	4	SCORE
Tex. A&M-Commerce	3	6	6	13	28
Tarleton	0	17	10	7	34

SCORING SUMMARY

1st Quarter

08:05 TAMUC K. Martinez 19 yd field goal 3-0

2nd Quarter

11:40 TSU Joantly Martinez 24 yd field goal 5 plays, 33 yards, TOP 1:40 3-3

04:01 TAMUC K. Martinez 38 yd field goal 4 plays, -11 yards, TOP 1:14 6-3

02:23 TSU Xavier Turner 6 yd run (Martinez kick) 6-10

00:35 TSU DeShun Qualls 64 yd pass from Ben Holmes (Martinez kick) 6-17

00:01 TAMUC K. Martinez 33 yd field goal 5 plays, 41 yards, TOP 0:26 9-17

3rd Quarter

10:32 TAMUC K. Martinez 53 yd field goal 12-17

09:14 TSU Daniel McCants 9 yd run (Joantly Martinez kick) 12-24

07:40 TAMUC K. Martinez 55 yd field goal 15-24

04:09 TSU Joantly Martinez 23 yd field goal 15-27

4th Quarter

12:31 TSU Daniel McCants 43 yd run (Joantly Martinez kick) 15-34

08:55 TAMUC Kane Wilson 3 yd run (Kane Wilson pass failed) 21-34

05:37 TAMUC Ryan Stokes 18 yd pass from Kane Wilson (K. Martinez kick) 28-34

	TAMUC	TSU
FIRST DOWNS	21	19
RUSHES-YARDS (NET)	27-(-2)	60-350
PASSING YDS (NET)	388	206
Passes Att-Comp-Int	25-61-1	10-23-2
TOTAL OFFENSE PLAYS-YARDS	88-386	83-556
Fumble Returns-Yards	0-0	0-0
Punt Returns-Yards	2-15	3-3
Kickoff Returns-Yards	5-105	3-33
Interception Returns-Yards	2-(-1)	1-26
Punts (Number-Avg)	8-42.9	7-34.0
Fumbles-Lost	4-2	3-2
Penalties-Yards	5-54	16-112
Possession Time	30:30	29:30
Third-Down Conversions	1 of 18	8 of 19
Fourth-Down Conversions	3 of 3	0 of 2
Red-Zone Scores-Chances	5-6	4-5
Sacks By: Number-Yards	0-0	7-44

RUSHING: Tarleton-Daniel McCants 19-181; Ben Holmes 8-94; Xavier Turner 29-85; Adam Berryman 2-(-2). Commerce-Ovie Urevbu 9-15; Matt Childers 1-4; Carandale Hale 5-1; Kane Wilson 12-(-122).

PASSING: Tarleton- Ben Holmes 10-21-2-206; Derek Kiser 0-2-0-0. Commerce-Kane Wilson 25-60-1-388; Ovie Urevbu 0-1-0-0.

RECEIVING: Tarleton-DeShun Qualls 3-91; Zimari Manning 2-51; J.F. Thomas 1-25; Brant Bailey 1-16; Adam Berryman 1-10; Baxter Kirven 1-9; Daniel McCants 1-4. Commerce-M. Wimberly 7-139; Vincent Hobbs 8-89; Ryan Stokes 5-87; Matt Childers 2-41; Ovie Urevbu 2-18; Chance Cooper 1-14.



THIS IS OUR HISTORY

NCAA PLAYOFF GAMES ('18)



#6 TARLETON

10



#1 MINNESOTA STATE

13

**SUPER REGION IV FINALS • DECEMBER 1, 2018
TAYLOR CENTER • MANKATO, MINNESOTA (1,358)**

**TEXANS' HISTORIC PLAYOFF RUN ENDED BY
NO. 1 MINNESOTA STATE, MOTHER NATURE**

MANKATO, Minn. – In a battle of Super Region 4's top two football programs, Tarleton showcased its dominance in the first half before the ultimate homefield advantage helped Minnesota State complete a second-half comeback and end the Texans' season 13-10 in the regional finals.

Led by a large senior class, the Texans end the season with a record of 12-1, which sets a new program record for wins in a single season. This team also set a new program standard for rushing by becoming the first team in program history to rush for over 4,000 yards in a single season and have the first pair of 1,000-yard rushing teammates (Xavier Turner and Daniel McCants).

Tarleton took the opening kickoff and marched 63 yards on nine plays to take a 3-0 lead on a 29-yard field goal by Joanly Martinez. The Texans scored their lone touchdown of the game in the second quarter when Zimari Manning broke free and took a Ben Holmes pass 67 yards to pay dirt for a 10-0 lead.

The Texan defense, which showcased its dominance by holding the Mavericks to a season-low 13 points, held Minnesota State scoreless over the opening three quarters of the game. Minnesota State struck for its first score on the second play of the fourth quarter to pull within three at 10-7.

After the teams traded punts over the next four possession, Minnesota State scored against on a 13-yard run in a seven-play, 76-yard drive that was aided by a personal foul penalty that set the Mavericks up on the 13. The Mavericks went for two and failed. Tarleton drove the ensuing possession down to the Maverick 45-yard line before failing to convert on fourth-and-three with 39 seconds left in the game.

Tarleton rushed for 169 yards as a team, led by Xavier Turner's 78 yards on 22 carries. Ben Holmes rushed six times for 76 yards while Daniel McCants accounted for 17 on five carries. Holmes threw for 198 yards and a touchdown with Manning catching five passes for 140 yards and Tarleton's only touchdown.

Defensively, E.J. Speed ended his Tarleton career with a team-high 17 tackles, including 0.5 for a loss, and an interception He went over 100 tackles for the season, becoming the third Texan in the last three seasons to eclipse the century mark in stops. Ed Hayes also cracked double-digits with 10 stops and recovered a fumble.

In addition to the new single-season rushing record (4,031), Tarleton set new single-season records for rushing attempts (690), total offensive plays (977), total offense (6,709), first downs (301), touchdowns (79), and points scored (585).



RONNELL WILSON



TODD WHITTEN

SCORE BY QUARTERS	1	2	3	4	SCORE
Tarleton	3	7	0	0	10
Minnesota State	0	0	0	13	13

SCORING SUMMARY

1st Quarter

12:26 TSU Joanly Martinez 29 yd field goal 3-0

2nd Quarter

10:16 TSU Zimari Manning 67 yd pass from Ben Holmes (Martinez kick) 10-0

4th Quarter

14:10 MSUM Zylstra, Shane 5 yd pass from Schlichte, Ryan (Bednarski kick) 10-7

01:47 MSUM Gunn, Nate 13 yd run (Schlichte pass failed) 10-13

	TSU	MSUM
FIRST DOWNS	12	26
RUSHES-YARDS (NET)	34-169	71-350
PASSING YDS (NET)	198	66
Passes Att-Comp-Int	10-26-0	8-23-2
TOTAL OFFENSE PLAYS-YARDS	60-367	94-416
Fumble Returns-Yards	0-0	0-0
Punt Returns-Yards	1-11	2-18
Kickoff Returns-Yards	2-30	3-61
Interception Returns-Yards	2-(-4)	0-0
Punts (Number-Avg)	7-42.7	5-39.4
Fumbles-Lost	2-0	2-1
Penalties-Yards	7-79	2-20
Possession Time	19:41	40:19
Third-Down Conversions	5 of 15	13 of 23
Fourth-Down Conversions	0 of 2	3 of 3
Red-Zone Scores-Chances	1-2	2-4
Sacks By: Number-Yards	0-0	1-1

RUSHING: Tarleton-Xavier Turner 22-78; Ben Holmes 6-76; Daniel McCants 5-17. Minnesota State-Nate Gunn 50-261; Ryan Schlichte 10-32; C. Bednarski 1-31; J. Taormina 6-16; J.D. Ekowa 3-14.

PASSING: Tarleton- Ben Holmes 10-26-1-198. Minnesota State-Ryan Schlichte 5-15-1-40; J.D. Ekowa 3-8-1-26.

RECEIVING: Tarleton-Zimari Manning 5-140; J.F. Thomas 2-31; Savon Rollison 1-15; Baxter Kirven 2-12. Minnesota State-Shane Zylstra 3-30; Justin Arnold 2-29; Tyler Schmidt 1-4; Trevor Nissen 1-4; Ian Pribyl 1-(-1).

NCAA PLAYOFF GAMES ('19)



#23 TX A&M-COMMERCE

10



#3 TARLETON

13

FIRST ROUND • NOVEMBER 23, 2019
MEMORIAL STADIUM • STEPHENVILLE, TEXAS (8,214)

NO. 3 TEXANS FALL IN FIRST ROUND OF NCAA PLAYOFFS TO A&M-COMMERCE

STEPHENVILLE – No. 3 Tarleton's season came to an end in the first round of the NCAA Division II playoffs with a 23-16 loss to No. 21 Texas A&M-Commerce at Memorial Stadium.

After going 11-0 in the regular season and claiming back-to-back Lone Star Conference championships, the Texans close the book on the 2019 year and their last season in NCAA Division II at 11-1.

The No. 2-ranked offense and No. 4 scoring team in the country was held to a season-low 16 points and only one touchdown. Tarleton only managed 330 yards of offense – including just 56 rushing yards – while A&M-Commerce put up 421 yards.

The lone Texan touchdown of the game came on Ben Holmes' 23-yard pass to Camron Lewis in the first quarter that gave the Texans their only lead of the game at 10-7. Holmes finished the game 21-of-44 passing for 274 yards and a score. Lewis posted a game-high eight receptions for 103 yards.

A&M-Commerce (9-2) only had two touchdowns of their own but added four field goals in the process. The biggest touchdown of the game came in the third quarter on a 9-yard run by Jemal Williams to make it a two-score game at 23-13 going into the fourth quarter.

The Texans had their chances as they had a long touchdown called back on a penalty and couldn't convert on a pair of field goal opportunities. The Texans also had to punt a season-high five times.

Jai Edwards led the Texan defense with 13 tackles (10 solo) and 3.5 tackles for loss. D.J. Harris also posted double-digit tackles with 10.

Tarleton's most successful run in university history over the last two years features a 23-2 record with a pair of Lone Star Conference championships.



TEXAN DEFENSE



BEN HOLMES

SCORE BY QUARTERS	1	2	3	4	SCORE
Texas A&M-Commerce	7	6	10	0	23
Tarleton	10	0	3	3	16

SCORING SUMMARY

1st Quarter

12:17	TSU	C. Hernandez 44 yd field goal	0-3
08:08	TAMUC	A. Lealiiiee 11 yd run (Jake Viquez kick)	7-3
04:59	TSU	C. Lewis 23 yd pass from B. Holmes (C. Hernandez kick)	7-10

2nd Quarter

14:55	TAMUC	Jake Viquez 46 yd field goal	10-10
08:10	TAMUC	Jake Viquez 32 yd field goal	13-10

3rd Quarter

07:14	TAMUC - Jake Viquez 41 yd field goal	16-10
04:08	TSU - C. Hernandez 26 yd field goal	16-13
03:12	TAMUC - Jemal Williams 9 yd run (Jake Viquez kick)	23-13

4th Quarter

01:45	TSU - C. Hernandez 20 yd field goal	23-16
-------	-------------------------------------	-------

	AMC	TSU
FIRST DOWNS	21	21
RUSHES-YARDS (NET)	43-224	29-56
PASSING YDS (NET)	197	274
Passes Att-Comp-Int	12-23-1	21-45-0
TOTAL OFFENSE PLAYS-YARDS	66-421	74-330
Fumble Returns-Yards	0-0	0-0
Punt Returns-Yards	4-73	1-7
Kickoff Returns-Yards	1-11	2-26
Interception Returns-Yards	0-0	1-3
Punts (Number-Avg)	3-40.0	5-45.4
Fumbles-Lost	0-0	0-0
Penalties-Yards	12-108	10-86
Possession Time	33:46	26:14
Third-Down Conversions	4 of 12	6 of 16
Fourth-Down Conversions	0 of 0	2 of 2
Red-Zone Scores-Chances	4-5	2-3
Sacks By: Number-Yards	5-22	1-11

RUSHING: Tarleton-Khalil Banks 13-46; Thomas McDonald 3-15; Ryheem Skinner 2-1; Ben Holmes 11-(-6). Texas A&M-Commerce-M. Smalls 16-126; J. Williams 14-67; A. Lealiiiee 7-27; E. Hebert 1-16; K. Smith 1-2; D. Owens 2-(-11).

PASSING: Tarleton- Ben Holmes 21-44-1-274. Texas A&M-Commerce-M. Smalls 12-23-0-197.

RECEIVING: Tarleton-Camron Lewis 8-103; Zimari Manning 5-87; J.F. Thomas 3-25; Khalil Banks 1-21; Brant Bailey 1-19; Thomas McDonald 2-17; DeShun Qualls 1-2. Texas A&M-Commerce-C. Cooper 3-103; R. Stokes 4-53; K. Smith 2-25; C. Brewington 2-19; A. Lealiiiee 1-(-3).



INDIVIDUAL PLAYOFF RECORDS

RUSHING

ATTEMPTS - GAME

- 29 Xavier Turner vs TAMUC (11/24/18)
- 23 Xavier Turner vs Azusa (11/17/18)
- 22 Xavier Turner at Minn. State (12/1/18)

ATTEMPTS - CAREER

- 74 Xavier Turner (2018)
- 36 Daniel McCants (2018)
- 29 Evan Robinson (2009)

YARDS - GAME

- 206 Xavier Turner vs Azusa (11/17/18)
- 181 Daniel McCants vs TAMUC (11/24/18)
- 131 Evan Robinson at TAMK (11/14/09)

YARDS - CAREER

- 369 Xavier Turner (2018)
- 272 Daniel McCants (2018)
- 137 Evan Robinson (2009)

TOUCHDOWNS - GAME

- 3 Xavier Turner vs Azusa (11/17/18)
- 2 Daniel McCants vs TAMUC (11/24/18)
- 2 Khalil Banks vs TAMUC (11/23/19)

TOUCHDOWNS - CAREER

- 4 Xavier Turner (2018)
- 2 Khalil Banks (2019)
- 2 Daniel McCants (2018)
- 2 Chavis McCollister (2001)

LONGEST RUN

- 61 Xavier Turner vs APU (11/17/18)

RECEIVING

RECEPTIONS - GAME

- 10 Jahmeel Hobson at TAMK (11/14/09)
- 8 Camron Lewis vs TAMUC (11/23/19)
- 7 Justin Tabor at TAMUK (11/22/03)
- 7 Will Moody at UC Davis (11/24/01)

RECEPTIONS - CAREER

- 17 Zimari Manning (2018-19)
- 14 Will Moody (2001-03)
- 11 Jahmeel Hobson (2009)

YARDS - GAME

- 188 Jahmeel Hobson vs. TAMUC (11/14/09)
- 113 Zimari Manning vs Azusa (11/17/18)

YARDS - CAREER

- 391 Zimari Manning (2018-19)
- 247 Jahmeel Hobson (2009)
- 169 Will Moody (2001-03)

TOUCHDOWNS - GAME

- 2 Zimari Manning vs Azusa (11/17/18)
- 2 Jahmeel Hobson at TAMK (11/14/09)

TOUCHDOWNS - CAREER

- 3 Zimari Manning (2018)
- 2 Jahmeel Hobson (2009)

LONGEST RECEPTION

- 67 Zimari Manning at MSUM (12/1/18)

PASSING

ATTEMPTS - GAME

- 49 Steve Kelly at UC-Davis (11/24/01)
- 44 Ben Holmes vs TAMUC (11/23/19)
- 41 Steve Kelly at Chadron State (11/17/01)

ATTEMPTS - CAREER

- 108 Ben Holmes (2018-19)
- 100 Steve Kelly (2001)

COMPLETIONS - GAME

- 27 Steve Kelly at Chadron (11/17/01)
- 26 Steve Kelly at UC-Davis (11/24/01)

COMPLETIONS - CAREER

- 54 Ben Holmes (2018-19)
- 53 Steve Kelly (2001)

YARDS - GAME

- 332 Steve Kelly at UC-Davis (11/24/01)
- 296 Scott Grantham at TAMUK (11/14/09)

YARDS CAREER

- 902 Ben Holmes (2018-19)
- 517 Steve Kelly (2001)

TOUCHDOWNS - GAME

- 3 Ben Holmes vs Azusa (11/17/18)
- 3 Scott Grantham at TAMUK (11/14/09)
- 2 Steve Kelly at Chadron (11/17/01)

TOUCHDOWNS - CAREER

- 6 Ben Holmes (2018-19)
- 3 Steve Kelly (2001)
- 3 Scott Grantham (2009)

FIELD GOALS

ATTEMPTS - GAME

- 3 Christian Hernandez vs TAMUC (11/23/19)
- 2 Joanly Martinez vs TAMUC (11/24/18)
- Garrett Lindholm at TAMK (11/14/09)
- Garrett Lindholm at Central Wash. (11/21/09)

ATTEMPTS - CAREER

- 5 Christian Hernandez (2019)
- 4 Joanly Martinez (2018)
- 4 Garrett Lindholm (2009)

MADE - GAME

- 3 Christian Hernandez vs TAMUC (11/23/19)
- 2 Joanly Martinez vs TAMUC (11/24/18)
- Garrett Lindholm at TAMUC (11/14/09)
- Garrett Lindholm at Central Wash. (11/21/09)

MADE - CAREER

- 4 Joanly Martinez (2018)
- 4 Garrett Lindholm (2009)
- 3 Christian Hernandez (2019)

LONGEST FIELD GOAL

- 64 Garrett Lindholm at TAMUK (11/14/09)

DEFENSE

TACKLES - GAME

- 18 Brandon Young vs. Chadron (11/17/01)
- Ken Jones at TAMUK (11/22/03)
- 17 E.J. Speed at MSUM (12/1/18)

TACKLES - CAREER

- 35 Jai Edwards (2018-19)
- 33 E.J. Speed (2018)
- 29 Ronnell Wilson (2018-19)
- 22 Brandon Young (2001)
- 21 Prince Robinson (2018-19)

TACKLES FOR LOSS - GAME

- 3.5 Jai Edwards vs TAMUC (11/23/19)
- 3.0 Jacob Rowe at Central Wash. (11/21/09)

TACKLES FOR LOSS- CAREER

- 4.5 Jai Edwards (2018-19)
- 4.0 Jordan Phillips (2018-19)
- 3.5 B.J. Jefferson (2018-19)

SACKS - GAME

- 2.5 Tavaris Owens vs TAMUC (11/24/18)
- 1.5 B.J. Jefferson vs TAMUC (11/24/18)

SACKS - CAREER

- 2.5 Tavaris Owens (2018)
- 2.0 B.J. Jefferson (2018-19)
- 1.5 Tyrell Thompson (2018)

INTERCEPTIONS - GAME

- 10 Players

INTERCEPTIONS - CAREER

- 10 Players

PUNTING

PUNTS - GAME

- 8 Kyle Hopf at Central Wash. (11/21/09)
- 6 Ron Reid vs TAMUC (11/24/18)

ATTEMPTS - CAREER

- 12 Kyle Hopf (2009)
- 8 Ron Reid (2018)

YARDS - GAME

- 322 Kyle Hopf at Central Wash. (11/21/09)
- 227 Jake Walrath vs TAMUC (11/23/19)

YARDS- CAREER

- 482 Kyle Hopf (2009)
- 339 Ron Reid (2018)

AVERAGE - GAME

- 61.0 Ron Reid vs. Azusa (11/17/18)
- 47.0 Chris Evatt at Chadron (11/17/01)

AVERAGE - CAREER

- 47.0 Chris Evatt at Chadron (11/17/01)

LONGEST PUNT

- 84 Ron Reid vs. Azusa (11/17/18)
- 60 Ron Reid vs TAMUC (11/24/18)
- 58 Jake Walrath vs TAMUC (11/23/19)



TEAM PLAYOFF RECORDS

RUSHING

ATTEMPTS

1. 62 vs Azusa (11/17/18)
2. 60 vs TAMUC (11/24/18)
3. 39 at TAMUK (11/14/09)

YARDS

1. 379 vs TAMUC (11/24/18)
2. 355 vs APU (11/17/18)
3. 234 at TAMUK (11/14/09)

PASSING

ATTEMPTS

1. 50 at UC-Davis (11/24/01)
2. 45 vs TAMUC (11/23/19)
3. 43 at Chadron (11/17/01)

COMPLETIONS

1. 29 at Chadron (11/17/01)
2. 26 at UC-Davis (11/24/01)
3. 21 vs TAMUC (11/23/19)

YARDS

1. 332 at UC-Davis (11/24/01)
2. 296 at TAMUK (11/14/09)
3. 274 vs TAMUC (11/23/19)

TOTAL OFFENSE

PLAYS

1. 83 vs TAMUC (11/24/18)
2. 80 at TAMUK (11/14/09)
3. 79 vs APU (11/17/18)

YARDS

1. 579 vs APU (11/17/18)
2. 556 vs TAMUC (11/24/18)
3. 530 at TAMUK (11/14/09)

AVERAGE PER PLAY

1. 7.3 vs APU (11/17/18)
2. 6.7 vs TAMUC (11/24/18)
3. 6.6 at TAMUK (11/14/09)

RETURNS

KICKOFF RETURNS

1. 6 at Central Wash. (11/21/09)
- 6 at UC-Davis (11/24/01)
2. 4 at TAMUK (11/14/09)

KO RETURN YARDS

1. 137 at Central Wash. (11/21/09)
2. 92 at Chadron (11/17/01)

PUNT RETURNS

1. 3 vs TAMUC (11/24/18)
- 3 vs Azusa (11/17/18)
- 3 at TAMUK (11/14/09)

PUNT RETURN YARDS

1. 41 at TAMUK (11/14/09)
2. 34 vs Azusa (11/17/18)
3. 11 Two Times

LONGEST INT RETURN

1. 45 Bradley Bullitt at Central Wash. (11/21/09)
2. 26 Ronnell Wilson vs TAMUC (11/24/18)

LONGEST FUMBLE RETURN

1. 12 Derek Thomas at UC-Davis (11/24/01)

PENALTIES

PENALTIES BY TARLETON

1. 19 at TAMUK (11/14/09)
2. 16 vs TAMUC (11/24/18)

PENALTY YARDS BY TARLETON

1. 160 at TAMUK (11/14/09)
2. 112 vs TAMUC (11/24/18)

PENALTIES BY OPPONENT

1. 12 vs TAMUC (11/23/19)
2. 11 vs. Chadron (11/17/01)

PENALTY YARDS BY OPPONENT

1. 108 vs TAMUC (11/23/19)
2. 73 at Central Wash. (11/21/09)

DEFENSE

FEWEST RUSHING YARDS ALLOWED

1. (-2) vs TAMUC (11/24/18)
2. 1 vs APU (11/17/18)
3. 122 at Central Wash. (11/21/09)

MOST RUSHING YARDS ALLOWED

1. 350 at Minn. State (12/1/18)
2. 256 at UC-Davis (11/24/01)
3. 238 at TAMUK (11/14/09)

FEWEST PASSING YARDS ALLOWED

1. 66 at Minn. State (12/1/18)
2. 158 at TAMUK (11/22/03)
3. 164 at TAMUK (11/14/09)

MOST PASSING YARDS ALLOWED

1. 388 vs TAMUC (11/24/18)
2. 287 at Central Wash. (11/21/09)
3. 252 at UC-Davis (11/24/01)

FEWEST TOTAL YARDS ALLOWED

1. 217 vs APU (11/17/18)
2. 287 at TAMUK (11/22/03)
3. 385 at Chadron (11/17/01)

MOST TOTAL YARDS ALLOWED

1. 508 at UC-Davis (11/24/01)
2. 421 vs TAMUC (11/23/19)
3. 416 at Minn. State (12/1/18)

SACKS

1. 7.0 vs TAMUC (11/24/18)
2. 2.0 vs. APU (11/17/18)
at Chadron (11/17/01)

INTERCEPTIONS

1. 2 at Minn. State (12/1/18)
at TAMUK (11/14/09)

FORCED FUMBLES

1. 4 vs TAMUC (11/24/18)
vs. APU (11/17/18)

FUMBLE RECOVERIES

1. 3 vs. APU (11/17/18)
2. 2 vs TAMUC (11/24/18)



SCOTT GRANTHAM

**WESTERN
ATHLETIC
CONFERENCE**



THE WESTERN ATHLETIC CONFERENCE

After completing its 60th year of intercollegiate competition, the Western Athletic Conference continues to evolve and feature some of the nation's best programs. One thing that remains unchanged is the persistent nature of the schools in the WAC to advance their programs to contend at the top levels of the NCAA.

The WAC has offered its student-athletes the chance to travel to scenic destinations and gain exposure in some of the nation's most diverse markets and largest metropolitan cities. In addition, the WAC's student-athletes work to achieve the highest levels of success with the academic support of their respective institutions.

The WAC has experienced tremendous success over the years. In men's basketball, the WAC has sent at least two teams to the NCAA Tournament in 29 of the past 48 seasons. In baseball, the WAC has boasted two national champions since 2003. In women's basketball, the conference has had at least two teams qualify for the NCAA Tournament 10 times in 30 seasons, with a record five teams in 1998. The WAC also sent teams to three BCS football bowl games from 2007-10.

In 2014, the conference launched the WAC Digital Network giving fans access to watch hundreds of games live on the internet. This past year nearly 800 live events were streamed on the WDN including soccer, volleyball, basketball, swimming and diving, indoor track and field, softball, and baseball.

In addition, the WDN produces championship events from soccer, volleyball, basketball, softball, outdoor track and field and baseball for ESPN, airing on ESPN+. The WDN also produces the franchise features, "#WACtopPlay," "WAC60," "WAC in the Day," "WAC All-Access" and "The Road to #WACvegas." The Learn-Compete-Inspire series is also featured on the WDN, telling stories of triumph and inspiration from around the conference.

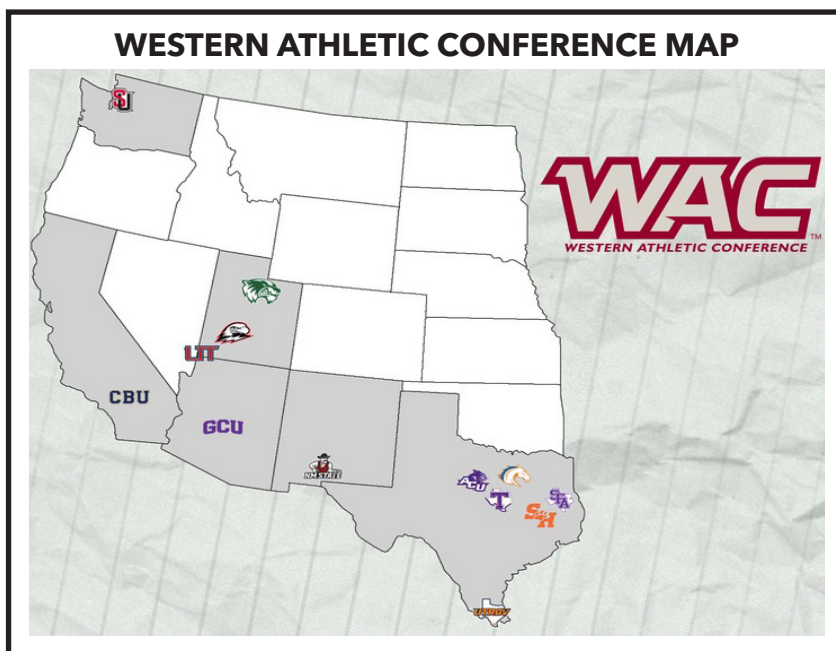
The WAC was established on July 27, 1962, when the original six-team league of Arizona, Arizona State, Brigham Young, New Mexico, Utah and Wyoming began competition. The first championship was held in November 1962, when Arizona won the men's cross country title and New Mexico followed with the first WAC football title. Arizona finished second in the NCAA College World Series and, less than three years later, Arizona State claimed the league's first NCAA title when the Sun Devils won the College World Series trophy. Fresno State was the last WAC school to earn a NCAA team title when it won the College World Series in 2008.

Since 1962, several changes have occurred. UTEP and Colorado State became members in September 1967, while Arizona and Arizona State withdrew on June 30, 1978. The WAC then added San Diego State (1978), Hawai'i (1979) and Air Force (1980). Before 1990, the WAC sponsored championships only in men's sports. However, a merger with the High Country Athletic Conference formed a single conference under one administrative structure, and the 1990-91 athletic year was the first in which both men and women competed under the WAC name. Fresno State was added in 1992, and then in 1996, the women's programs from Air Force and Hawai'i along with six new schools (UNLV, Rice, San Jose State, SMU, TCU and Tulsa) came into the WAC. Air Force, Brigham Young, Colorado State, UNLV, New Mexico, San Diego State, Utah and Wyoming withdrew on June 30, 1999. Nevada (2000), Boise State (2001) and Louisiana Tech (2001) were added while TCU withdrew following the 2000-01 season. In 2005, Idaho, New Mexico State and Utah State joined the WAC after Rice, SMU, UTEP and Tulsa withdrew. Boise State withdrew prior to the 2011-12 season. In 2012, the WAC added Denver, Seattle U, UT Arlington, UTSA and Texas State. In 2013, the WAC added CSU Bakersfield, Chicago State, Grand Canyon, Kansas City, Texas-Pan American and Utah Valley to join Idaho, New Mexico State and Seattle U. The new institutions replaced withdrawing members, Denver, Louisiana Tech, San Jose State, Utah State, UT Arlington, UTSA and Texas State. Idaho withdrew from the conference prior to the 2014-15 season. In 2015, Texas-Pan American merged with UT Brownsville to form The University of Texas Rio Grande Valley. California Baptist University became the ninth member of the conference on July 1, 2018. In January of 2019 Dixie State University accepted an invitation to join the conference effective July 1, 2020, replacing exiting member CSU Bakersfield. In November of 2019 Tarleton State University accepted an invitation for membership in the conference effective July 1, 2020, replacing exiting member Kansas City. The league's expansion hit another historic mark in 2021 when the 'Texas 4' joined the ranks. The WAC added Sam Houston State, Stephen F. Austin, Lamar, and Abilene Christian, giving them the largest Texas representation in the country at the time of expansion and moving the conference back to a divisional format. The addition of the 'Texas 4' also allowed the WAC to revive its storied football history for the first time since 2012. Entering 2022-23, Lamar has departed, replaced by University of Texas-Arlington, Chicago State is gone, replaced by Southern Utah, Dixie State is now Utah Tech, and Sam Houston enters its last season with the WAC.

The WAC has had seven commissioners in its history. Paul Brechler was named the first leader of the conference and held the position from 1962-1968. He was followed by Wiles Hallock (1968-71), Stan Bates (1971-80), Dr. Joe Kearney (1980-94), Karl Benson (1994-2012), Jeff Hurd (2012-2021) and current commissioner Brian Thornton (2021-present).

The WAC office had resided in the Denver area since the conference's inception with the exception of a two-year stay in Phoenix from 1964-66, but now that has changed. Ahead of the 2022-23 season, the WAC office will be in the Dallas-Fort Worth area.

Presently, the WAC crowns team and individual champions in 20 sports – 10 men's and 10 women's. For the men, there are championships in baseball, basketball, cross country, football, golf, soccer, swimming and diving, tennis, indoor track and field and outdoor track and field. Championships for women are held in basketball, cross country, golf, soccer, softball, swimming and diving, tennis, indoor track and field, outdoor track and field and volleyball.





WAC CHAMPIONSHIP HISTORY

ALL-TIME WAC TITLES

Team	Outright	Shared	Total
Brigham Young	13 (1965-74-76-77-78-79-80-81-82-83-84-85-89-90-91-92-93-95-96)	6	19
Boise State	6 (2002-03-04-05-06-08-09-10)	2	8
Arizona State	5 (1969-70-71-72-73-75-77)	2	7
Wyoming	5 (1966-67-68-76-87-88-93)	2	7
Hawai'i	1 (1992-99-08-10)	3	4
Colorado State	2 (1994-95-97)	1	3
New Mexico	2 (1962-63-64)	1	3
Air Force	1 (1985-95-98)	2	3
Fresno State	0 (1992-93-99)	3	3
Arizona	0 (1964-73)	2	2
Louisiana Tech	2 (2001-11)	0	2
Nevada	0 (2005-10)	2	2
TCU	0 (1999-00)	2	2
Utah	0 (1964-95)	2	2
San Diego State	1 (1986)	0	1
UTEP	0 (2000)	1	1
Utah State	1 (2012)	0	1
Sam Houston	1 (2021)	0	1

PERFECT TEAMS

ALL GAMES

Year	School	All	WAC
1970	Arizona State	11-0	7-0
1975	Arizona State	12-0	7-0
1984	Brigham Young	13-0	8-0
2006	Boise State	13-0	8-0
2009	Boise State	14-0	8-0

WAC GAMES

Year	School	WAC	All
1966	Wyoming	5-0	10-1
1967	Wyoming	5-0	10-1
1970	Arizona State	7-0	11-0
1971	Arizona State	7-0	11-1
1975	Arizona State	7-0	12-0
1979	Brigham Young	7-0	11-1
1983	Brigham Young	7-0	11-1
1984	Brigham Young	8-0	13-0
1987	Wyoming	8-0	10-3
1988	Wyoming	8-0	11-2
1996	Brigham Young	8-0	14-1
2002	Boise State	8-0	12-1
2003	Boise State	8-0	13-1
2004	Boise State	8-0	11-1
2006	Boise State	8-0	13-0
2007	Hawai'i	8-0	12-1
2008	Boise State	8-0	12-1
2009	Boise State	8-0	14-0
2012	Utah State	6-0	11-2
2021	Sam Houston	5-0	11-1

WAC CHAMPION HISTORY

Year	Champion	WAC	Pct.	Overall	Pct.
1962	New Mexico	2-1-1	.625	7-2-1	.750
1963	New Mexico	3-1-0	.750	6-4-0	.600
1964	Arizona	3-1-0	.750	6-3-1	.650
	Utah	3-1-0	.750	9-2-0	.818
	New Mexico	3-1-0	.750	9-2-0	.818
1965	Brigham Young	4-1-0	.800	6-4-0	.600
1966	Wyoming	5-0-0	1.000	10-1-0	.909
1967	Wyoming	5-0-0	1.000	10-1-0	.909
1968	Wyoming	6-1-0	.857	7-3-0	.700
1969	Arizona State	6-1-0	.875	8-2-0	.800
1970	Arizona State	7-0-0	1.000	11-0-0	1.000
1971	Arizona State	7-0-0	1.000	11-1-0	.917
1972	Arizona State	5-1-0	.833	10-2-0	.833
1973	Arizona	6-1-0	.857	8-3-0	.736
	Arizona State	6-1-0	.857	11-1-0	.916
1974	Brigham Young	6-0-1	.929	7-4-1	.625
1975	Arizona State	7-0-0	1.000	12-0-0	1.000
1976	Brigham Young	6-1-0	.857	9-3-0	.750
	Wyoming	6-1-0	.857	8-4-0	.667
1977	Arizona State	6-1-0	.857	9-3-0	.750
	Brigham Young	6-1-0	.857	9-2-0	.818
1978	Brigham Young	5-1-0	.833	9-4-0	.750
1979	Brigham Young	7-0-0	1.000	11-1-0	.917
1980	Brigham Young	6-1-0	.857	12-1-0	.923
1981	Brigham Young	7-1-0	.875	11-2-0	.846
1982	Brigham Young	7-1-0	.875	8-4-0	.667
1983	Brigham Young	7-0-0	1.000	11-1-0	.917
1984	Brigham Young	8-0-0	1.000	13-0-0	1.000
1985	Air Force	7-1-0	.875	12-1-0	.923
	Brigham Young	7-1-0	.875	12-3-0	.786
1986	San Diego State	7-1-0	.875	8-4-0	.667
1987	Wyoming	8-0-0	1.000	10-3-0	.769
1988	Wyoming	8-0-0	1.000	11-2-0	.846
1989	Brigham Young	7-1-0	.875	10-3-0	.769
1990	Brigham Young	7-1-0	.875	10-3-0	.769
1991	Brigham Young	7-0-1	.938	8-3-2	.692
1992	Hawai'i	6-2-0	.750	11-2-0	.846
	Fresno State	6-2-0	.750	9-4-0	.692
	Brigham Young	6-2-0	.750	8-5-0	.615
1993	Brigham Young	6-2-0	.750	6-6-0	.500
	Fresno State	6-2-0	.750	8-4-0	.667
	Wyoming	6-2-0	.750	8-4-0	.667
1994	Colorado State	7-1-0	.875	10-2-0	.833
1995	Colorado State	6-2-0	.750	8-4-0	.667
	Brigham Young	6-2-0	.750	7-4-0	.636
	Utah	6-2-0	.750	7-4-0	.636
	Air Force	6-2-0	.750	8-5-0	.615
1996	Wyoming-Pac.	7-1	.875	10-1	.909
	*Brigham Young-Mtn.	8-0	1.000	14-1	.933
1997	*Colorado State-Pac.	7-1	.875	11-2	.846
	New Mexico-Mtn.	6-2	.750	9-4	.692
1998	Brigham Young-Pac.	7-1	.875	9-5	.643
	*Air Force-Mtn.	7-1	.875	12-1	.923
1999	Hawai'i	5-2	.714	9-4	.692
	TCU	5-2	.714	8-4	.667
	Fresno State	5-2	.714	8-5	.615
2000	TCU	7-1	.875	10-2	.833
	UTEP	7-1	.875	8-4	.667
2001	Louisiana Tech	7-1	.875	7-5	.583
2002	Boise State	8-0	1.000	12-1	.923
2003	Boise State	8-0	1.000	13-1	.929
2004	Boise State	8-0	1.000	11-1	.917
2005	Nevada	7-1	.875	9-3	.750
	Boise State	7-1	.875	9-4	.692
2006	Boise State	8-0	1.000	13-0	1.000
2007	Hawai'i	8-0	1.000	12-1	.923
2008	Boise State	8-0	1.000	12-1	.923
2009	Boise State	8-0	1.000	14-0	1.000
2010	Nevada	7-1	.875	13-1	.929
	Boise State	7-1	.875	12-1	.923
	Hawai'i	7-1	.875	10-4	.714
2011	Louisiana Tech	6-1	.857	8-5	.615
2012	Utah State	6-0	1.000	11-2	.846
2021	Sam Houston	5-0	1.000	11-1	.917

* Conference Champion

ALL-TIME WAC STANDINGS

1962										
School	Coach	WAC				Overall				
		W-L-T	Pct.	Pts.	Opp.	W-L-T	Pct.	Pts.	Opp.	
New Mexico	Bill Weeks	2-1-1	.625	67	80	7-2-1	.750	210	159	
Wyoming	Lloyd Eaton	2-2-0	.500	75	54	5-5-0	.500	165	143	
Brigham Young	Hal Mitchell	2-2-0	.500	82	69	4-6-0	.400	197	170	
Arizona	Jim LaRue	2-2-0	.500	80	104	5-5-0	.500	134	171	
Utah	Ray Nagel	1-2-1	.375	56	78	4-5-1	.450	169	196	
Arizona State*	Frank Kush	1-1-0	.500	52	27	7-2-1	.750	304	126	
<i>*Played fewer than qualifying number of games</i>										

1963										
School	Coach	WAC				Overall				
		W-L-T	Pct.	Pts.	Opp.	W-L-T	Pct.	Pts.	Opp.	
New Mexico	Bill Weeks	3-1-0	.750	71	40	6-4-0	.600	177	143	
Arizona	Jim LaRue	2-2-0	.500	69	71	5-5-0	.500	136	165	
Utah	Ray Nagel	2-2-0	.500	79	69	4-6-0	.400	204	187	
Wyoming	Lloyd Eaton	2-3-0	.400	86	104	6-4-0	.600	191	152	
Brigham Young	Hal Mitchell	0-4-0	.000	27	115	2-8-0	.200	91	222	
Arizona State*	Frank Kush	3-0-0	1.000	100	34	8-1-0	.889	249	122	
<i>*Played fewer than qualifying number of games</i>										

1964										
School	Coach	WAC				Overall				
		W-L-T	Pct.	Pts.	Opp.	W-L-T	Pct.	Pts.	Opp.	
Arizona	Jim LaRue	3-1-0	.750	91	29	6-3-1	.650	147	76	
Utah	Ray Nagel	3-1-0	.750	92	30	9-2-0	.818	202	62	
New Mexico	Bill Weeks	3-1-0	.750	53	43	9-2-0	.818	185	90	
Wyoming	Lloyd Eaton	2-2-0	.500	58	56	6-2-2	.700	181	117	
Brigham Young	Tommy Hudspeth	0-4-0	.000	44	143	3-6-1	.350	173	210	
Arizona State*	Frank Kush	0-2-0	.000	9	46	8-2-0	.800	230	125	
<i>*Played fewer than qualifying number of games</i>										

1965										
School	Coach	WAC				Overall				
		W-L-T	Pct.	Pts.	Opp.	W-L-T	Pct.	Pts.	Opp.	
Brigham Young	Tommy Hudspeth	4-1-0	.800	117	71	6-4-0	.600	229	178	
Arizona State	Frank Kush	3-1-0	.750	61	54	6-4-0	.600	132	142	
Wyoming	Lloyd Eaton	3-2-0	.600	93	71	6-4-0	.600	201	182	
New Mexico	Bill Weeks	2-3-0	.400	68	108	3-7-0	.300	127	226	
Utah	Ray Nagel	1-3-0	.250	81	57	3-7-0	.300	177	164	
Arizona	Jim LaRue	1-4-0	.200	27	86	3-7-0	.300	172	122	

1966										
School	Coach	WAC				Overall				
		W-L-T	Pct.	Pts.	Opp.	W-L-T	Pct.	Pts.	Opp.	
Wyoming	Lloyd Eaton	5-0-0	1.000	183	40	10-1-0	.909	355	89	
Brigham Young	Tommy Hudspeth	3-2-0	.600	105	90	8-2-0	.800	269	163	
Arizona State	Frank Kush	3-2-0	.600	70	75	5-5-0	.500	166	174	
Utah	Mike Giddings	3-2-0	.600	92	100	5-5-0	.500	176	203	
Arizona	Jim LaRue	1-4-0	.200	92	111	3-7-0	.300	192	250	
New Mexico	Bill Weeks	0-5-0	.000	35	161	2-8-0	.200	101	320	

1967										
School	Coach	WAC				Overall				
		W-L-T	Pct.	Pts.	Opp.	W-L-T	Pct.	Pts.	Opp.	
Wyoming	Lloyd Eaton	5-0-0	1.000	147	46	10-1-0	.909	289	119	
Arizona State	Frank Kush	4-1-0	.800	196	99	8-2-0	.800	350	210	
Brigham Young	Tommy Hudspeth	3-2-0	.600	110	98	6-4-0	.600	278	215	
Utah	Mike Giddings	2-3-0	.400	120	150	4-7-0	.364	204	252	
Arizona	Darrell Mudra	1-4-0	.200	115	146	3-6-1	.350	162	231	
New Mexico	Bill Weeks	0-5-0	.000	83	232	1-9-0	.100	152	433	

1968										
School	Coach	WAC				Overall				
		W-L-T	Pct.	Pts.	Opp.	W-L-T	Pct.	Pts.	Opp.	
Wyoming	Lloyd Eaton	6-1-0	.857	181	92	7-3-0	.700	242	118	
Arizona State	Frank Kush	5-1-0	.833	243	116	8-2-0	.800	414	163	
Arizona	Darrell Mudra	5-1-0	.833	99	63	8-3-0	.727	186	149	
UTEP	Bobby Dobbs	3-3-0	.500	136	129	4-5-1	.450	232	225	
Utah	Bill Meek	2-3-0	.400	105	123	3-7-0	.300	162	234	
Colorado State	Mike Lude	1-4-0	.200	67	156	2-8-0	.200	133	262	
Brigham Young	Tommy Hudspeth	1-5-0	.167	113	153	2-8-0	.200	179	247	
New Mexico	Rudy Feldman	0-7-0	.000	84	247	0-10-0	.000	120	403	

1969										
School	Coach	WAC				Overall				
		W-L-T	Pct.	Pts.	Opp.	W-L-T	Pct.	Pts.	Opp.	
Arizona State	Frank Kush	6-1-0	.875	283	112	8-2-0	.800	383	179	
Utah	Bill Meek	5-1-0	.833	138	62	8-2-0	.800	231	107	
Brigham Young	Tommy Hudspeth	4-3-0	.571	144	142	6-4-0	.600	186	158	
Wyoming	Lloyd Eaton	4-3-0	.571	175	114	6-4-0	.600	232	187	
Arizona	Bob Weber	3-3-0	.500	147	146	3-7-0	.300	210	276	
UTEP	Bobby Dobbs	2-5-0	.286	89	181	4-6-0	.400	158	242	
New Mexico	Rudy Feldman	1-5-0	.167	90	198	4-6-0	.400	171	281	
Colorado State	Mike Lude	0-4-0	.000	46	157	4-6-0	.400	218	288	

1970										
School	Coach	WAC				Overall				
		W-L-T	Pct.	Pts.	Opp.	W-L-T	Pct.	Pts.	Opp.	
Arizona State	Frank Kush	7-0-0	1.000	239	69	11-0-0	1.000	405	152	
New Mexico	Rudy Feldman	5-1-0	.833	193	99	7-3-0	.700	291	222	
Utah	Bill Meek	4-2-0	.667	144	120	6-4-0	.600	208	176	
UTEP	Bobby Dobbs	4-3-0	.571	187	182	6-4-0	.600	263	236	
Arizona	Bob Weber	2-4-0	.333	92	131	4-6-0	.400	168	213	
Colorado State	Jerry Wampfler	1-3-0	.250	78	104	4-7-0	.364	206	256	
Brigham Young	Tommy Hudspeth	1-6-0	.143	73	162	3-8-0	.273	138	255	
Wyoming	Lloyd Eaton	1-6-0	.143	64	203	1-9-0	.100	110	310	

1971										
School	Coach	WAC				Overall				
		W-L-T	Pct.	Pts.	Opp.	W-L-T	Pct.	Pts.	Opp.	
Arizona State	Frank Kush	7-0-0	1.000	287	88	11-1-0	.917	462	201	
New Mexico	Rudy Feldman	5-1-0	.833	231	154	6-3-2	.636	341	292	
Arizona	Bob Weber	3-3-0	.500	86	102	5-6-0	.455	191	232	
Brigham Young	Tommy Hudspeth	3-4-0	.429	147	127	5-6-0	.455	227	199	
Utah	Bill Meek	3-4-0	.429	170	182	3-8-0	.273	244	315	
Wyoming	Fritz Shurmer	3-4-0	.429	117	173	5-6-0	.455	222	309	
Colorado State	Jerry Wampfler	1-4-0	.200	60	162	3-8-0	.273	177	276	
UTEP	Bobby Dobbs	1-6-0	.143	55	166	5-6-0	.455	166	217	

1972										
School	Coach	WAC				Overall				
		W-L-T	Pct.	Pts.	Opp.	W-L-T	Pct.	Pts.	Opp.	
Arizona State	Frank Kush	5-1-0	.833	304	152	10-2-0	.833	513	261	
Brigham Young	LaVell Edwards	5-2-0	.714	159	120	7-4-0	.636	251	227	
Utah	Bill Meek	5-2-0	.714	270	178	6-5-0	.546	354	336	
Arizona	Bob Weber	4-3-0	.572	172	132	4-7-0	.363	226	271	
Wyoming	Fritz Shurmer	3-4-0	.428	142	163	4-7-0	.363	223	309	
New Mexico	Rudy Feldman	2-4-0	.333	116	188	3-8-0	.273	208	327	
Colorado State	Jerry Wampfler	1-4-0	.200	88	173	1-10-0	.091	128	413	
UTEP	Bobby Dobbs	1-6-0	.143	119	264	2-8-0	.200	182	345	

1973										
School	Coach	WAC				Overall				
		W-L-T	Pct.	Pts.	Opp.	W-L-T	Pct.	Pts.	Opp.	
Arizona	Jim Young	6-1-0	.857	194	125	8-3-0	.736	286	213	
Arizona State	Frank Kush	6-1-0	.857	373	118	11-1-0	.916	419	171	
Utah	Bill Meek	4-2-0	.667	247	176	7-5-0	.583	385	344	
Brigham Young	LaVell Edwards	3-4-0	.428	221	181	5-6-0	.454	337	245	
New Mexico	Rudy Feldman	3-4-0	.428	196	215	4-7-0	.363	257	287	
Wyoming	Fritz Shurmer	3-4-0	.428	151	173	4-7-0	.363	248	290	
Colorado State	Sark Arslanian	2-4-0	.333	127	200	5-6-0	.454	250	333	
UTEP	Tommy Hudspeth	0-7-0	.000	69	390	0-11-0	.000	142	544	

ALL-TIME WAC STANDINGS

THIS IS OUR CONFERENCE

1974									
School	Coach	WAC			Overall				
		W-L-T	Pct.	Pts.	Opp.	W-L-T	Pct.	Pts.	Opp.
Brigham Young	LaVell Edwards	6-0-1	.929	258	115	7-4-1	.625	303	199
Arizona	Jim Young	6-1-0	.857	176	103	9-2-0	.818	253	174
Arizona State	Frank Kush	4-3-0	.571	162	100	7-5-0	.583	269	163
New Mexico	Bill Mondt	3-4-0	.429	131	178	4-6-1	.409	192	263
UTEP	Gil Bartosh	3-4-0	.429	179	227	4-7-0	.364	246	298
Colorado State	Sark Arslanian	2-3-1	.417	165	155	4-6-1	.409	295	266
Utah	Tom Lovat	1-5-0	.167	69	198	1-10-0	.091	115	341
Wyoming	Fritz Shurmur	1-6-0	.143	102	166	2-9-0	.182	150	283

1980									
School	Coach	WAC			Overall				
		W-L-T	Pct.	Pts.	Opp.	W-L-T	Pct.	Pts.	Opp.
Brigham Young	LaVell Edwards	6-1-0	.857	326	87	12-1-0	.923	606	243
Colorado State	Sark Arslanian	5-1-1	.786	178	140	6-4-1	.591	232	330
Hawai'i	Dick Tomey	4-3-0	.571	147	164	8-3-0	.727	260	212
Utah	Wayne Howard	3-3-1	.500	193	179	5-5-1	.500	259	315
Wyoming	Pat Dye	4-4-0	.500	225	186	6-5-0	.545	316	243
San Diego State	Claude Gilbert	4-4-0	.500	119	185	4-8-0	.333	163	294
New Mexico	Joe Morrison	3-4-0	.428	154	198	4-7-0	.364	246	364
Air Force	Ken Hatfield	1-6-0	.143	70	162	2-9-1	.208	161	290
UTEP	Bill Michael	1-6-0	.143	90	267	1-11-0	.083	143	424

1975									
School	Coach	WAC			Overall				
		W-L-T	Pct.	Pts.	Opp.	W-L-T	Pct.	Pts.	Opp.
Arizona State	Frank Kush	7-0-0	1.000	178	74	12-0-0	1.000	347	127
Arizona	Jim Young	5-2-0	.714	210	111	9-2-0	.818	330	169
Colorado State	Sark Arslanian	4-2-0	.667	84	114	6-5-0	.545	172	234
Brigham Young	LaVell Edwards	4-3-0	.571	157	142	6-5-0	.545	244	228
New Mexico	Bill Mondt	4-3-0	.571	173	151	6-5-0	.545	291	232
Utah	Tom Lovat	1-4-0	.200	87	169	1-10-0	.091	132	332
Wyoming	Fred Akers	1-6-0	.143	116	139	2-9-0	.181	174	219
UTEP	Gil Bartosh	0-6-0	.000	50	155	1-10-0	.091	109	281

1981									
School	Coach	WAC			Overall				
		W-L-T	Pct.	Pts.	Opp.	W-L-T	Pct.	Pts.	Opp.
Brigham Young	LaVell Edwards	7-1-0	.875	320	121	11-2-0	.846	503	256
Hawai'i	Dick Tomey	6-1-0	.857	219	79	9-2-0	.818	328	130
Utah	Wayne Howard	5-1-1	.786	213	155	8-2-1	.773	321	205
Wyoming	Al Kincaid	6-2-0	.750	241	132	8-3-0	.727	344	203
New Mexico	Joe Morrison	3-4-1	.437	135	120	4-7-1	.375	225	231
San Diego State	Doug Scovil	3-5-0	.375	166	160	6-5-0	.545	279	227
Air Force	Ken Hatfield	2-5-0	.285	124	174	4-7-0	.363	171	252
UTEP	Bill Michael	1-6-0	.143	89	315	1-10-0	.091	146	441
Colorado State	Sark Arslanian	0-8-0	.000	127	322	0-12-0	.000	164	502

1976									
School	Coach	WAC			Overall				
		W-L-T	Pct.	Pts.	Opp.	W-L-T	Pct.	Pts.	Opp.
Brigham Young	LaVell Edwards	6-1-0	.857	232	136	9-3-0	.750	372	231
Wyoming	Fred Akers	6-1-0	.857	172	137	8-4-0	.667	278	250
Arizona State	Frank Kush	4-3-0	.571	161	137	4-7-0	.364	223	243
Utah	Tom Lovat	3-3-0	.500	172	190	3-8-0	.273	245	361
Arizona	Jim Young	3-4-0	.428	189	150	5-6-0	.454	283	273
New Mexico	Bill Mondt	3-4-0	.428	156	152	4-7-0	.364	229	235
Colorado State	Sark Arslanian	2-4-0	.333	110	142	6-5-0	.545	205	186
UTEP	Gil Bartosh	0-7-0	.000	83	231	1-11-0	.083	162	356

1982									
School	Coach	WAC			Overall				
		W-L-T	Pct.	Pts.	Opp.	W-L-T	Pct.	Pts.	Opp.
Brigham Young	LaVell Edwards	7-1-0	.875	300	130	8-4-0	.667	375	214
New Mexico	Joe Morrison	6-1-0	.857	225	173	10-1-0	.909	374	225
Air Force	Ken Hatfield	4-3-0	.571	231	226	8-5-0	.617	359	339
San Diego State	Doug Scovil	4-3-0	.571	171	200	7-5-0	.583	308	320
Hawai'i	Dick Tomey	4-4-0	.500	175	190	6-5-0	.545	240	230
Utah	Chuck Stobart	3-4-0	.428	153	122	5-6-0	.454	247	188
Colorado State	Leon Fuller	3-5-0	.375	147	186	4-7-0	.364	220	267
Wyoming	Al Kincaid	2-6-0	.250	167	203	5-7-0	.417	267	280
UTEP	Bill Yung	1-6-0	.143	120	249	2-10-0	.167	177	417

1977									
School	Coach	WAC			Overall				
		W-L-T	Pct.	Pts.	Opp.	W-L-T	Pct.	Pts.	Opp.
Arizona State	Frank Kush	6-1-0	.857	264	91	9-3-0	.750	369	154
Brigham Young	LaVell Edwards	6-1-0	.857	280	108	9-2-0	.818	433	165
Colorado State	Sark Arslanian	5-2-0	.714	188	163	9-2-1	.792	310	223
Wyoming	Bill Lewis	4-3-0	.571	112	141	4-6-1	.409	166	173
Arizona	Tony Mason	3-4-0	.428	148	159	5-7-0	.417	256	250
New Mexico	Bill Mondt	2-5-0	.286	160	192	5-7-0	.417	273	212
Utah	Wayne Howard	2-5-0	.286	123	245	3-8-0	.273	212	379
UTEP	Bill Michael	0-7-0	.000	128	304	1-10-0	.091	166	469

1983									
School	Coach	WAC			Overall				
		W-L-T	Pct.	Pts.	Opp.	W-L-T	Pct.	Pts.	Opp.
Brigham Young	LaVell Edwards	7-0-0	1.000	310	93	11-1-0	.917	505	247
Air Force	Ken Hatfield	5-2-0	.714	222	146	10-2-0	.833	367	221
Wyoming	Al Kincaid	5-3-0	.625	203	202	7-5-0	.583	331	327
New Mexico	Joe Lee Dunn	4-3-0	.571	164	147	6-6-0	.500	239	233
Hawai'i	Dick Tomey	3-3-1	.500	175	190	5-5-1	.500	251	236
Utah	Chuck Stobart	4-4-0	.500	232	210	5-6-0	.454	296	289
Colorado State	Leon Fuller	4-4-0	.500	140	216	5-7-0	.417	222	340
San Diego State	Doug Scovil	1-6-1	.187	161	256	2-9-1	.208	221	352
UTEP	Bill Yung	0-8-0	.000	134	284	2-10-0	.167	210	359

1978									
School	Coach	WAC			Overall				
		W-L-T	Pct.	Pts.	Opp.	W-L-T	Pct.	Pts.	Opp.
Brigham Young	LaVell Edwards	5-1-0	.833	194	69	9-4-0	.750	304	176
Utah	Wayne Howard	4-2-0	.667	144	104	8-3-0	.727	291	182
Wyoming	Bill Lewis	4-2-0	.667	158	134	5-7-0	.417	253	245
New Mexico	Bill Mondt	3-3-0	.500	126	107	7-5-0	.583	284	205
Colorado State	Sark Arslanian	2-4-0	.333	111	153	5-6-0	.454	238	247
San Diego State	Claude Gilbert	2-4-0	.333	128	158	4-7-0	.364	242	257
UTEP	Bill Michael	1-5-0	.167	81	217	1-11-0	.083	151	424

1984									
School	Coach	WAC			Overall				
		W-L-T	Pct.	Pts.	Opp.	W-L-T	Pct.	Pts.	Opp.
Brigham Young	LaVell Edwards	8-0-0	1.000	289	111	13-0-0	1.000	456	183
Hawai'i	Dick Tomey	5-2-0	.714	155	116	7-4-0	.636	217	181
Air Force	Fisher DeBerry	4-3-0	.571	209	131	8-4-0	.667	369	198
Utah	Chuck Stobart	4-3-1	.562	213	158	6-5-1	.542	347	253
San Diego State	Doug Scovil	4-3-1	.562	203	165	4-7-1	.375	265	250
Wyoming	Al Kincaid	4-4-0	.500	237	217	6-6-0	.500	334	442
Colorado State	Leon Fuller	3-5-0	.375	185	267	3-8-0	.273	230	260
New Mexico	Joe Lee Dunn	1-7-0	.125	132	276	4-8-0	.333	251	359
UTEP	Bill Yung	1-7-0	.125	131	313	2-9-0	.182	180	374

1979									
School	Coach	WAC			Overall				
		W-L-T	Pct.	Pts.	Opp.	W-L-T	Pct.	Pts.	Opp.
Brigham Young	LaVell Edwards	7-0-0	1.000	302	64	11-1-0	.917	484	163
San Diego State	Claude Gilbert	5-2-0	.714	184	171	8-3-0	.727	286	276
Utah	Wayne Howard	5-2-0	.714	146	104	6-6-0	.500	267	296
Hawai'i	Dick Tomey	3-4-0	.428	153	159	6-5-0	.545	330	213
New Mexico	Bill Mondt	3-4-0	.428	85	152	6-6-0	.500	211	229
Colorado State	Sark Arslanian	3-4-0	.428	116	121	4-7-1	.375	177	241
Wyoming	Bill Lewis	2-5-0	.286	112	162	4-8-0	.333	185	276
UTEP	Bill Michael	0-7-0	.000	45	195	2-9-0	.182	106	266

1985									
School	Coach	WAC			Overall				
		W-L-T	Pct.	Pts.	Opp.	W-L-T	Pct.	Pts.	Opp.
Air Force	Fisher DeBerry	7-1-0	.875	297	117	12-1-0	.923	469	179
Brigham Young	LaVell Edwards	7-1-0	.875	282	108	11-3-0	.786	442	186
Utah	Jim Fassel	5-3-0	.625	280	248	8-4-0	.667	405	339
Hawai'i	Dick Tomey	4-3-1	.563	173	148	4-6-2	.417	269	262
Colorado State	Leon Fuller	4-4-0	.500	200	249	5-7-0	.417	251	330
San Diego State	Doug Scovil	3-4-1	.438	214	198	5-6-1	.458	342	317
New Mexico	Joe Lee Dunn	2-6-0	.250	217	318	3-8-0	.273	289	4

ALL-TIME WAC STANDINGS**1986**

School	Coach	WAC				Overall			
		W-L-T	Pct.	Pts.	Opp.	W-L-T	Pct.	Pts.	Opp.
San Diego State	Denny Stolz	7-1-0	.875	203	154	8-4-0	.667	292	279
Brigham Young	LaVell Edwards	6-2-0	.750	193	126	8-5-0	.615	310	236
Air Force	Fisher DeBerry	5-2-0	.714	158	136	6-5-0	.545	229	215
Hawai'i	Dick Tomey	4-4-0	.500	158	163	7-5-0	.583	237	235
Colorado State	Leon Fuller	4-4-0	.500	187	179	6-5-0	.545	266	237
Wyoming	Dennis Erickson	4-4-0	.500	217	188	6-6-0	.500	299	272
New Mexico	Joe Lee Dunn	2-5-0	.286	197	228	4-8-0	.333	317	338
UTEP	Bob Stull	2-6-0	.250	175	234	4-8-0	.333	309	391
Utah	Jim Fassel	1-7-0	.125	238	318	2-9-0	.182	278	444

1987

School	Coach	WAC				Overall			
		W-L-T	Pct.	Pts.	Opp.	W-L-T	Pct.	Pts.	Opp.
Wyoming	Paul Roach	8-0-0	1.000	279	121	10-3-0	.769	426	271
Brigham Young	LaVell Edwards	7-1-0	.875	238	170	9-4-0	.692	350	293
Air Force	Fisher DeBerry	6-2-0	.750	292	168	9-4-0	.692	405	269
UTEP	Bob Stull	5-3-0	.625	224	185	7-4-0	.636	309	234
San Diego State	Denny Stolz	4-4-0	.500	231	270	5-7-0	.417	357	428
Hawai'i	Bob Wagner	3-5-0	.375	204	223	5-7-0	.417	337	299
Utah	Jim Fassel	2-6-0	.250	172	250	5-7-0	.417	321	362
Colorado State	Leon Fuller	1-7-0	.125	174	224	1-11-0	.083	245	372
New Mexico	Mike Sheppard	0-8-0	.000	161	364	0-11-0	.000	209	444

1988

School	Coach	WAC				Overall			
		W-L-T	Pct.	Pts.	Opp.	W-L-T	Pct.	Pts.	Opp.
Wyoming	Paul Roach	8-0-0	1.000	370	153	11-2-0	.846	511	280
UTEP	Bob Stull	6-2-0	.750	273	180	10-3-0	.769	445	275
Hawai'i	Bob Wagner	5-3-0	.625	245	184	9-3-0	.750	383	283
Brigham Young	LaVell Edwards	5-3-0	.625	268	196	9-4-0	.692	421	281
Utah	Jim Fassel	4-4-0	.500	292	285	6-5-0	.545	399	357
Air Force	Fisher DeBerry	3-5-0	.375	298	272	5-7-0	.417	422	392
San Diego State	Denny Stolz	3-5-0	.375	175	260	3-8-0	.273	204	384
New Mexico	Mike Sheppard	1-7-0	.125	85	339	2-10-0	.167	170	518
Colorado State	Leon Fuller	1-7-0	.125	124	261	1-10-0	.091	192	348

1989

School	Coach	WAC				Overall			
		W-L-T	Pct.	Pts.	Opp.	W-L-T	Pct.	Pts.	Opp.
Brigham Young	LaVell Edwards	7-1-0	.875	327	212	10-3-0	.769	523	369
Air Force	Fisher DeBerry	5-1-1	.786	298	207	8-4-1	.654	475	358
Hawai'i	Bob Wagner	5-2-1	.688	306	165	9-3-1	.731	470	281
Wyoming	Paul Roach	5-3-0	.625	230	215	5-6-0	.455	281	299
San Diego State	Al Luginbill	4-3-0	.571	231	231	6-5-1	.542	368	378
Colorado State	Earle Bruce	4-3-0	.571	239	193	5-5-1	.500	350	304
Utah	Jim Fassel	2-6-0	.250	241	396	4-8-0	.333	365	524
UTEP	David Lee	1-7-0	.125	169	302	2-10-0	.167	238	412
New Mexico	Mike Sheppard	0-7-0	.000	134	254	2-10-0	.167	298	378

1990

School	Coach	WAC				Overall			
		W-L-T	Pct.	Pts.	Opp.	W-L-T	Pct.	Pts.	Opp.
Brigham Young	LaVell Edwards	7-1-0	.875	371	186	10-3-0	.769	524	350
Colorado State	Earle Bruce	6-1-0	.857	198	160	9-4-0	.692	372	302
San Diego State	Al Luginbill	5-2-0	.714	341	249	6-5-0	.545	459	386
Wyoming	Paul Roach	5-3-0	.625	185	205	9-4-0	.692	327	297
Hawai'i	Bob Wagner	4-4-0	.500	237	181	7-5-0	.583	374	257
Air Force	Fisher DeBerry	3-4-0	.429	163	198	7-5-0	.583	262	283
Utah	Ron McBride	2-6-0	.250	153	282	4-7-0	.364	214	342
New Mexico	Mike Sheppard	1-6-0	.143	185	267	2-10-0	.167	279	400
UTEP	David Lee	1-7-0	.125	147	252	3-8-0	.273	191	342

1991

School	Coach	WAC				Overall			
		W-L-T	Pct.	Pts.	Opp.	W-L-T	Pct.	Pts.	Opp.
Brigham Young	LaVell Edwards	7-0-1	.938	324	194	8-3-2	.692	433	321
San Diego State	Al Luginbill	6-1-1	.813	275	214	8-4-1	.654	420	465
Air Force	Fisher DeBerry	6-2-0	.750	210	183	10-3-0	.769	382	263
Utah	Ron McBride	4-4-0	.500	203	222	7-5-0	.583	276	277
Hawai'i	Bob Wagner	3-5-0	.375	218	231	4-7-1	.375	335	388
Wyoming	Joe Tiller	2-5-1	.313	242	295	4-6-1	.409	305	357
UTEP	David Lee	2-5-1	.313	194	183	4-7-1	.375	254	252
Colorado State	Earle Bruce	2-6-0	.250	206	241	3-8-0	.273	265	375
New Mexico	Mike Sheppard	2-6-0	.250	177	286	3-9-0	.250	240	473

1992

School	Coach	WAC				Overall			
		W-L-T	Pct.	Pts.	Opp.	W-L-T	Pct.	Pts.	Opp.
Hawai'i	Bob Wagner	6-2-0	.750	241	228	11-2-0	.846	421	317
Fresno State	Jim Sweeney	6-2-0	.750	323	237	9-4-0	.692	510	364
Brigham Young	LaVell Edwards	6-2-0	.750	269	190	8-5-0	.615	375	298
San Diego State	Al Luginbill	5-3-0	.625	279	209	5-5-1	.500	334	338
Air Force	Fisher DeBerry	4-4-0	.500	174	185	7-5-0	.583	229	338
Utah	Ron McBride	4-4-0	.500	174	182	6-6-0	.500	320	289
Wyoming	Joe Tiller	3-5-0	.375	195	236	5-7-0	.417	302	341
Colorado State	Earle Bruce	3-5-0	.375	178	222	5-7-0	.417	281	334
New Mexico	Dennis Franchione	2-6-0	.250	171	218	3-8-0	.273	247	287
UTEP	David Lee	1-7-0	.125	174	289	1-10-0	.091	254	386

1993

School	Coach	WAC				Overall			
		W-L-T	Pct.	Pts.	Opp.	W-L-T	Pct.	Pts.	Opp.
Fresno State	Jim Sweeney	6-2-0	.750	320	223	8-4-0	.667	467	350
Wyoming	Joe Tiller	6-2-0	.750	243	183	8-4-0	.667	357	329
Brigham Young	LaVell Edwards	6-2-0	.750	300	236	6-6-0	.500	411	435
Utah	Ron McBride	5-3-0	.625	280	257	7-6-0	.538	390	396
Colorado State	Sonny Lubick	5-3-0	.625	202	173	5-6-0	.455	230	268
New Mexico	Dennis Franchione	4-4-0	.500	220	201	6-5-0	.545	335	256
San Diego State	Al Luginbill	4-4-0	.500	293	281	6-6-0	.500	413	392
Hawai'i	Bob Wagner	3-5-0	.375	235	267	6-6-0	.500	393	357
Air Force	Fisher DeBerry	1-7-0	.125	149	236	4-8-0	.333	296	291
UTEP	David Lee	0-8-0	.000	120	325	1-11-0	.083	220	449

1994

School	Coach	WAC				Overall			
		W-L-T	Pct.	Pts.	Opp.	W-L-T	Pct.	Pts.	Opp.
Colorado State	Sonny Lubick	7-1-0	.875	276	210	10-2-0	.833	400	269
Utah	Ron McBride	6-2-0	.750	278	164	10-2-0	.833	426	210
Brigham Young	LaVell Edwards	6-2-0	.750	260	228	10-3-0	.769	385	300
Air Force	Fisher DeBerry	6-2-0	.750	278	202	8-4-0	.667	371	285
Wyoming	Joe Tiller	4-4-0	.500	211	234	6-6-0	.500	319	341
New Mexico	Dennis Franchione	4-4-0	.500	254	240	5-7-0	.417	401	386
Fresno State	Jim Sweeney	3-4-1	.438	259	279	5-7-1	.423	376	426
San Diego State	Ted Tollner	2-6-0	.250	237	265	4-7-0	.364	332	339
UTEP	Charlie Bailey	1-6-1	.188	149	299	3-7-1	.318	217	359
Hawai'i	Bob Wagner	0-8-0	.000	137	218	3-8-1	.292	260	273

1995

School	Coach	WAC				Overall			
		W-L-T	Pct.	Pts.	Opp.	W-L-T	Pct.	Pts.	Opp.
Colorado State	Sonny Lubick	6-2-0	.750	214	131	8-4-0	.667	339	254
Brigham Young	LaVell Edwards	6-2-0	.750	232	191	7-4-0	.636	308	268
Utah	Ron McBride	6-2-0	.750	216	156	7-4-0	.636	296	230
Air Force	Fisher DeBerry	6-2-0	.750	272	189	8-5-0	.615	401	358
San Diego State	Ted Tollner	5-3-0	.625	267	189	8-4-0	.667	401	283
Wyoming	Joe Tiller	4-4-0	.500	244	184	6-5-0	.545	322	264
Fresno State	Jim Sweeney	2-6-0	.250	229	274	5-7-0	.417	362	384
New Mexico	Dennis Franchione	2-6-0	.250	168	224	4-7-0	.364	256	303
Hawai'i	Bob Wagner	2-6-0	.250	145	295	4-8-0	.333	285	401
UTEP	Charlie Bailey	1-7-0	.125	164	334	2-10-0	.167	263	486





THIS IS OUR CONFERENCE

ALL-TIME WAC STANDINGS

1996										
PACIFIC DIVISION		WAC			Overall					
School	Coach	W-L-T	Pct.	Pts.	Opp.	W-L-T	Pct.	Pts.	Opp.	
Wyoming	Joe Tiller	7-1	.875	316	152	10-2	.833	464	284	
Colorado State	Sonny Lubick	6-2	.750	248	169	7-5	.583	380	336	
San Diego State	Ted Tollner	6-2	.750	300	209	8-3	.727	428	303	
Air Force	Fisher DeBerry	5-3	.625	316	171	6-5	.545	360	231	
Fresno State	Jim Sweeney	3-5	.375	199	245	4-7	.364	267	344	
San José State	John Ralston	3-5	.375	168	273	3-9	.250	221	448	
Hawai'i	Fred vonAppen	1-7	.125	100	315	2-10	.167	161	433	
UNLV	Jeff Horton	1-7	.125	211	320	1-11	.083	276	551	

MOUNTAIN DIVISION										
		WAC			Overall					
School	Coach	W-L-T	Pct.	Pts.	Opp.	W-L-T	Pct.	Pts.	Opp.	
Brigham Young	LaVell Edwards	8-0	1.000	319	117	14-1	.933	590	277	
Rice	Ken Hatfield	6-2	.750	261	194	7-4	.636	296	312	
Utah	Ron McBride	6-2	.750	224	199	8-4	.667	313	309	
SMU	Tom Rossley	4-4	.500	180	211	5-6	.455	246	267	
New Mexico	Dennis Franchione	3-5	.375	237	233	6-5	.545	331	280	
TCU	Pat Sullivan	3-5	.375	167	208	4-7	.364	211	302	
Tulsa	Dave Rader	2-6	.250	178	259	4-7	.364	245	333	
UTEP	Charlie Bailey	0-8	.000	129	278	2-9	.182	183	314	

1997										
PACIFIC DIVISION		WAC			Overall					
School	Coach	W-L-T	Pct.	Pts.	Opp.	W-L-T	Pct.	Pts.	Opp.	
Colorado State	Sonny Lubick	7-1	.875	300	98	11-2	.846	442	179	
Air Force	Fisher DeBerry	6-2	.750	201	129	10-3	.769	266	149	
Fresno State	Pat Hill	5-3	.625	208	166	6-6	.500	318	288	
Wyoming	Dana Dimel	4-4	.500	175	130	7-6	.538	322	227	
San Diego State	Ted Tollner	4-4	.500	171	199	5-7	.417	257	333	
San José State	Dave Baldwin	4-4	.500	191	277	4-7	.364	225	387	
UNLV	Jeff Horton	2-6	.250	205	260	3-8	.273	281	332	
Hawai'i	Fred vonAppen	1-7	.125	96	238	3-9	.250	189	308	

MOUNTAIN DIVISION										
		WAC			Overall					
School	Coach	W-L-T	Pct.	Pts.	Opp.	W-L-T	Pct.	Pts.	Opp.	
New Mexico	Dennis Franchione	6-2	.750	258	157	9-4	.692	390	254	
Rice	Ken Hatfield	5-3	.625	205	189	7-4	.636	306	285	
SMU	Mike Cavan	5-3	.625	185	159	6-5	.545	247	237	
Utah	Ron McBride	5-3	.625	199	127	6-5	.545	253	200	
Brigham Young	LaVell Edwards	4-4	.500	175	167	6-5	.545	250	254	
UTEP	Charlie Bailey	3-5	.375	128	201	4-7	.364	162	311	
Tulsa	Dave Rader	2-6	.250	197	297	2-9	.182	258	426	
TCU	Pat Sullivan	1-7	.125	136	237	1-10	.091	172	325	

1998										
PACIFIC DIVISION		WAC			Overall					
School	Coach	W-L-T	Pct.	Pts.	Opp.	W-L-T	Pct.	Pts.	Opp.	
Brigham Young	LaVell Edwards	7-1	.875	252	156	9-5	.643	402	290	
San Diego State	Ted Tollner	7-1	.875	194	128	7-5	.583	243	244	
Utah	Ron McBride	5-3	.625	246	168	7-4	.636	339	239	
Fresno State	Pat Hill	5-3	.625	192	135	5-6	.455	265	225	
San José State	Dave Baldwin	3-5	.375	201	235	4-8	.333	274	385	
UTEP	Charlie Bailey	3-5	.375	173	204	3-8	.273	226	305	
New Mexico	Rocky Long	1-7	.125	164	286	3-9	.250	274	397	
Hawai'i	Fred vonAppen	0-8	.000	105	280	0-12	.000	149	422	

MOUNTAIN DIVISION										
		WAC			Overall					
School	Coach	W-L-T	Pct.	Pts.	Opp.	W-L-T	Pct.	Pts.	Opp.	
Air Force	Fisher DeBerry	7-1	.875	277	133	12-1	.923	468	185	
Wyoming	Dana Dimel	6-2	.750	165	171	8-3	.727	222	215	
Colorado State	Sonny Lubick	5-3	.625	226	163	8-4	.667	336	263	
Rice	Ken Hatfield	5-3	.625	181	154	5-6	.455	235	257	
TCU	Dennis Franchione	4-4	.500	180	169	7-5	.583	267	235	
SMU	Mike Cavan	4-4	.500	122	114	5-7	.417	225	248	
Tulsa	Dave Rader	2-6	.250	117	180	4-7	.364	222	258	
UNLV	Jeff Horton	0-8	.000	122	265	0-11	.000	156	389	

1999										
		WAC			Overall					
School	Coach	W-L-T	Pct.	Pts.	Opp.	W-L-T	Pct.	Pts.	Opp.	
Hawai'i	June Jones	5-2	.714	214	161	9-4	.692	371	349	
TCU	Dennis Franchione	5-2	.714	245	123	8-4	.667	362	213	
Fresno State	Pat Hill	5-2	.714	226	141	8-5	.615	413	282	
Rice	Ken Hatfield	4-3	.571	198	161	5-6	.455	237	261	
SMU	Mike Cavan	3-3	.500	107	113	4-6	.400	193	235	
UTEP	Charlie Bailey	3-4	.429	183	235	5-7	.417	306	389	
San José State	Dave Baldwin	1-5	.167	120	268	3-7	.300	258	402	
Tulsa	Dave Rader	1-6	.143	129	220	2-9	.182	230	386	

1999										
		WAC			Overall					
School	Coach	W-L-T	Pct.	Pts.	Opp.	W-L-T	Pct.	Pts.	Opp.	
Hawai'i	June Jones	5-2	.714	214	161	9-4	.692	371	349	
TCU	Dennis Franchione	5-2	.714	245	123	8-4	.667	362	213	
Fresno State	Pat Hill	5-2	.714	226	141	8-5	.615	413	282	
Rice	Ken Hatfield	4-3	.571	198	161	5-6	.455	237	261	
SMU	Mike Cavan	3-3	.500	107	113	4-6	.400	193	235	
UTEP	Charlie Bailey	3-4	.429	183	235	5-7	.417	306	389	
San José State	Dave Baldwin	1-5	.167	120	268	3-7	.300	258	402	
Tulsa	Dave Rader	1-6	.143	129	220	2-9	.182	230	386	

2000										
		WAC			Overall					
School	Coach	W-L-T	Pct.	Pts.	Opp.	W-L-T	Pct.	Pts.	Opp.	
TCU	Dennis Franchione	7-1	.875	293	89	10-2	.833	431	134	
UTEP	Gary Nord	7-1	.875	283	167	8-4	.667	378	336	
Fresno State	Pat Hill	6-2	.750	235	144	7-5	.583	314	248	
San José State	Dave Baldwin	5-3	.625	250	240	7-5	.583	374	357	
Tulsa	Keith Burns	4-4	.500	155	165	5-7	.417	240	283	
Hawai'i	June Jones	2-6	.250	197	276	3-9	.250	294	399	
Rice	Ken Hatfield	2-6	.250	186	215	3-8	.273	237	322	
SMU	Mike Cavan	2-6	.250	118	248	3-9	.250	181	352	
Nevada	Chris Tormey	1-7	.125	144	317	2-10	.167	207	264	

2001										
		WAC			Overall					
School	Coach	W-L-T	Pct.	Pts.	Opp.	W-L-T	Pct.	Pts.	Opp.	
Louisiana Tech	Jack Bicknell	7-1	.875	311	223	7-5	.583	382	341	
Fresno State	Pat Hill	6-2	.750	330	191	11-3	.786	525	300	
Boise State	Dan Hawkins	6-2	.750	307	184	8-4	.667	411	280	
Hawai'i	June Jones	5-3	.625	277	180	9-3	.750	483	318	
Rice	Ken Hatfield	5-3	.625	273	247	8-4	.667	333	335	
SMU	Mike Cavan	4-4	.500	189	212	4-7	.364	226	295	
Nevada	Chris Tormey	3-5	.375	249	317	3-8	.273	286	431	
San José State	Fitz Hill	3-5	.375	241	295	3-9	.250	295	461	
UTEP	Gary Nord	1-7	.125	170	326	2-9	.182	235	414	
Tulsa	Keith Burns	0-8	.000	133	305	1-10	.091	191	387	

2002										
		WAC			Overall					
School	Coach	W-L-T	Pct.	Pts.	Opp.	W-L-T	Pct.	Pts.	Opp.	
Boise State	Dan Hawkins	8-0	1.000	409	111	12-1	.923	593	240	
Hawai'i	June Jones	7-1	.875	304	202	10-4	.714	502	389	
Fresno State	Pat Hill	6-2	.750	236	204	9-5	.643	378	379	
San José State	Fitz Hill	4-4	.500	262	271	6-7	.462	376	467	
Nevada	Chris Tormey	4-4	.500	248	259	5-7	.417	331	371	
Rice	Ken Hatfield	3-5	.375	216	235	4-7	.364	253	296	
Louisiana Tech	Jack Bicknell	3-5	.375	248	277	4-8	.333	320	426	
SMU	Phil Bennett	3-5	.375	164	247	3-9	.250	207	378	
UTEP	Gary Nord	1-7	.125	147	305	2-10	.167	220	511	
Tulsa	Keith Burns	1-7	.125	156	279	1-11	.083	233	417	

2003										
		WAC			Overall					
School	Coach	W-L-T	Pct.	Pts.	Opp.	W-L-T	Pct.	Pts.	Opp.	
Boise State	Dan Hawkins	8-0	1.000	375	143	13-1	.929	602	239	
Tulsa	Steve Kragthorpe	6-2	.750	272	193	8-5	.615	400	361	
Fresno State	Pat Hill	6-2	.750	203	168	9-5	.643	322	317	
Hawai'i	June Jones	5-3	.625	242	211	9-5	.643	486	427	
Rice	Ken Hatfield	5-3	.625	292	217	5-7	.417	343	378	
Nevada	Chris Tormey	4-4	.500	195	251	6-6	.500	282	338	
Louisiana Tech	Jack Bicknell	3-5	.375	237	275	5-7	.417	310	394	
San José State	Fitz Hill	2-6	.250	217	290	3-8	.273	259	386	
UTEP	Gary Nord	1-7	.125	195	332	2-11	.154	288	498	
SMU	Phil Bennett	0-8	.000	98	246	0-12	.000	134	386	

ALL-TIME WAC STANDINGS

2004										
School	Coach	WAC				Overall				
		W-L-T	Pct.	Pts.	Opp.	W-L-T	Pct.	Pts.	Opp.	
Boise State	Dan Hawkins	8-0	1.000	401	196	11-1	.917	587	308	
UTEP	Mike Price	6-2	.750	315	227	8-4	.667	429	301	
Fresno State	Pat Hill	5-3	.625	338	165	9-3	.750	482	253	
Louisiana Tech	Jack Bicknell	5-3	.625	260	220	6-6	.500	308	382	
Hawai'i	June Jones	4-4	.500	238	324	8-5	.615	467	499	
Nevada	Chris Ault	3-5	.375	236	318	5-7	.417	356	413	
Tulsa	Steve Kragthorpe	3-5	.375	272	303	4-8	.333	345	398	
SMU	Phil Bennett	3-5	.375	182	290	3-8	.273	202	420	
Rice	Ken Hatfield	2-6	.250	243	321	3-8	.273	279	377	
San José State	Fitz Hill	1-7	.125	256	377	2-9	.182	312	469	

2005										
School	Coach	WAC				Overall				
		W-L-T	Pct.	Pts.	Opp.	W-L-T	Pct.	Pts.	Opp.	
Nevada	Chris Ault	7-1	.875	297	224	9-3	.750	410	383	
Boise State	Dan Hawkins	7-1	.875	339	178	9-4	.692	469	317	
Louisiana Tech	Jack Bicknell	6-2	.750	259	192	7-4	.636	316	281	
Fresno State	Pat Hill	6-2	.750	292	143	8-5	.615	491	292	
Hawai'i	June Jones	4-4	.500	264	244	5-7	.417	368	428	
San José State	Dick Tomey	2-6	.250	173	241	3-8	.273	248	357	
Utah State	Brent Guy	2-6	.250	167	270	3-8	.273	208	360	
Idaho	Nick Holt	2-6	.250	180	313	2-9	.182	243	419	
New Mexico St.	Hal Mumme	0-8	.000	147	313	0-12	.000	198	465	

2006										
School	Coach	WAC				Overall				
		W-L-T	Pct.	Pts.	Opp.	W-L-T	Pct.	Pts.	Opp.	
Boise State	Chris Petersen	8-0	1.000	333	160	13-0	1.000	516	229	
Hawai'i	June Jones	7-1	.875	438	196	11-3	.786	656	337	
San José State	Dick Tomey	5-3	.625	192	172	9-4	.692	324	270	
Nevada	Chris Ault	5-3	.625	260	142	8-5	.615	391	249	
Fresno State	Pat Hill	4-4	.500	203	214	4-8	.333	276	339	
Idaho	Dennis Erickson	3-5	.375	149	272	4-8	.333	203	417	
New Mexico St.	Hal Mumme	2-6	.250	230	262	4-8	.333	374	369	
Louisiana Tech	Jack Bicknell	1-7	.125	153	345	3-10	.231	242	542	
Utah State	Brent Guy	1-7	.125	123	318	1-11	.083	130	462	

2007										
School	Coach	WAC				Overall				
		W-L-T	Pct.	Pts.	Opp.	W-L-T	Pct.	Pts.	Opp.	
Hawai'i	June Jones	8-0	1.000	341	232	12-1	.923	564	331	
Boise State	Chris Petersen	7-1	.875	385	179	10-3	.769	551	281	
Fresno State	Pat Hill	6-2	.750	252	192	9-4	.692	427	351	
Nevada	Chris Ault	4-4	.500	315	270	6-7	.462	435	418	
Louisiana Tech	Derek Dooley	4-4	.500	199	237	5-7	.447	249	368	
San José State	Dick Tomey	4-4	.500	194	222	5-7	.417	245	352	
Utah State	Brent Guy	2-6	.250	192	263	2-10	.167	247	406	
New Mexico St.	Hal Mumme	1-7	.125	174	317	4-9	.308	312	471	
Idaho	Robb Akey	0-8	.000	165	305	1-11	.083	258	443	

2008										
School	Coach	WAC				Overall				
		W-L-T	Pct.	Pts.	Opp.	W-L-T	Pct.	Pts.	Opp.	
Boise State	Chris Petersen	8-0	1.000	343	94	12-1	.923	489	164	
Louisiana Tech	Derek Dooley	5-3	.625	233	215	8-5	.615	320	308	
Nevada	Chris Ault	5-3	.625	320	234	7-6	.538	489	420	
Hawai'i	Greg McMackin	5-3	.625	223	198	7-7	.500	345	404	
Fresno State	Pat Hill	4-4	.500	225	259	7-6	.538	385	404	
San José State	Dick Tomey	4-4	.500	154	181	6-6	.500	224	259	
Utah State	Brent Guy	3-5	.375	223	231	3-9	.250	288	416	
New Mexico St.	Hal Mumme	1-7	.125	156	293	3-9	.250	266	409	
Idaho	Robb Akey	1-7	.125	148	320	2-10	.167	235	513	

2009										
School	Coach	WAC				Overall				
		W-L-T	Pct.	Pts.	Opp.	W-L-T	Pct.	Pts.	Opp.	
Boise State	Chris Petersen	8-0	1.000	396	171	14-0	1.000	591	240	
Nevada	Chris Ault	7-1	.875	383	197	8-5	.615	497	371	
Fresno State	Pat Hill	6-2	.750	257	220	8-5	.615	440	369	
Idaho	Robb Akey	4-4	.500	260	304	8-5	.615	425	468	
Hawai'i	Greg McMackin	3-5	.375	166	241	6-7	.462	296	383	
Louisiana Tech	Derek Dooley	3-5	.375	259	203	4-8	.333	350	309	
Utah State	Gary Andersen	3-5	.375	232	266	4-8	.333	349	408	
San José State	Dick Tomey	1-7	.125	79	259	3-10	.231	149	411	
New Mexico St.	DeWayne Walker	1-7	.125	112	283	2-10	.167	165	414	

2010										
School	Coach	WAC				Overall				
		W-L-T	Pct.	Pts.	Opp.	W-L-T	Pct.	Pts.	Opp.	
Nevada	Chris Ault	7-1	.875	331	187	13-1	.929	574	300	
Boise State	Chris Petersen	7-1	.875	382	89	12-1	.923	586	166	
Hawai'i	Greg McMackin	7-1	.875	314	159	10-4	.714	554	357	
Fresno State	Pat Hill	5-3	.625	231	241	8-5	.615	377	390	
Louisiana Tech	Sonny Dykes	4-4	.500	250	264	5-7	.417	321	368	
Idaho	Robb Akey	3-5	.375	187	274	6-7	.462	346	368	
Utah State	Gary Andersen	2-6	.250	164	300	4-8	.333	264	405	
New Mexico St.	DeWayne Walker	1-7	.125	125	335	2-10	.167	188	474	
San José State	Mike MacIntyre	0-8	.000	160	295	1-12	.077	209	451	

2011										
School	Coach	WAC				Overall				
		W-L-T	Pct.	Pts.	Opp.	W-L-T	Pct.	Pts.	Opp.	
Louisiana Tech	Sonny Dykes	6-1	.857	221	141	8-5	.615	391	301	
Utah State	Gary Andersen	5-2	.714	201	199	7-6	.538	437	363	
Nevada	Chris Ault	5-2	.714	245	162	7-6	.538	412	327	
Hawai'i	Greg McMackin	3-4	.429	212	203	6-7	.462	409	378	
San José State	Mike MacIntyre	3-4	.429	193	196	5-7	.417	294	364	
Fresno State	Pat Hill	3-4	.429	231	227	4-9	.308	371	457	
New Mexico St.	DeWayne Walker	2-5	.286	192	264	4-9	.308	319	478	
Idaho	Robb Akey	1-6	.143	150	253	2-10	.167	243	399	

2012										
School	Coach	WAC				Overall				
		W-L-T	Pct.	Pts.	Opp.	W-L-T	Pct.	Pts.	Opp.	
Utah State	Gary Andersen	6-0	1.000	269	108	11-2	.846	454	200	
San José State	Mike MacIntyre	5-1	.833	251	156	11-2	.846	452	277	
Louisiana Tech	Sonny Dykes	4-2	.667	295	224	9-3	.750	618	462	
UTSA	Larry Coker	3-3	.500	175	223	8-4	.667	374	345	
Texas State	Dennis Franchione	2-4	.333	217	204	4-8	.333	343	402	
Idaho	Robb Akey/Jason Gesser	1-5	.167	110	247	1-11	.083	190	509	
New Mexico St.	DeWayne Walker	0-6	.000	88	243	1-11	.083	224	473	

2013										
School	Coach	WAC				Overall				
		W-L-T	Pct.	Pts.	Opp.	W-L-T	Pct.	Pts.	Opp.	
Sam Houston	K.C. Keeler	5-0	1.000	201	73	11-1	.917	492	257	
Stephen F. Austin	Colby Carthel	4-1	.800	160	84	8-4	.667	411	232	
Abilene Christian	Adam Dorrel	2-2	.500	89	96	5-6	.455	311	280	
Tarleton	Todd Whitten	2-3	.400	123	135	6-5	.545	296	240	
Dixie State	Paul Peterson	0-3	.000	50	137	1-10	.091	204	436	
Lamar	Blane Morgan	0-4	.000	51	149	1-9	.100	123	398	

ALL-TIME WAC COACH HISTORY

Name	Yrs	Seasons	ALL GAMES				WAC GAMES				
			W	L	T	PCT	Titles	W	L	T	PCT
Fred Akers, WYO	2	1975-76	10	13	0	.435	1	7	7	0	.500
Robb Akey, Idaho	6	2007-12	20	50	0	.286	—	10	32	0	.238
Bill Alton, UTEP*	—	1981	1	8	0	.111	—	1	6	0	.143
Gary Anderson, USU	4	2009-12	26	24	0	.520	1	16	13	0	.552
Sark Arslanian, CSU	9	1973-81	46	46	4	.500	—	25	26	1	.490
Chris Ault, NEV	8	2004-11	63	40	0	.612	2	38	18	0	.679
Charlie Bailey, UTEP	7	1993-99	19	53	1	.267	—	11	43	1	.209
Dave Baldwin, SJSU	4	1997-00	18	27	0	.400	—	13	17	0	.433
Gil Bartosh, UTEP	3	1974-76	6	28	0	.176	—	3	17	0	.150
Phil Bennett, SMU	3	2002-04	6	29	0	.171	—	6	18	0	.250
Jack Bicknell, LTU	6	2001-06	32	40	0	.444	1	25	23	0	.521
Earle Bruce, CSU	4	1989-92	22	24	1	.479	—	15	15	0	.500
Keith Burns, TU	3	2000-02	7	28	0	.200	—	5	19	0	.208
Chester Cadas, CSU*	—	1981	0	6	0	.000	—	0	6	0	.000
Colby Carthel, SFA	1	2021	8	4	0	.667	—	4	1	0	.800
Mike Cavan, SMU	5	1997-01	22	34	0	.393	—	18	20	0	.474
Larry Coker, UTSA	1	2012	8	4	0	.667	—	3	3	0	.500
Fisher DeBerry, AFA	15	1984-98	120	64	1	.651	3	74	41	1	.642
Dana Dimel, WYO	2	1997-98	16	8	0	.667	—	10	6	0	.625
Derek Dooley, LTU	3	2007-09	17	20	0	.459	—	12	12	0	.500
Adam Dorrel, ACU	1	2021	5	6	0	.455	—	2	2	0	.500
Joe Lee Dunn, UNM	4	1983-86	17	30	0	.362	—	9	21	0	.300
Pat Dye, WYO	1	1980	6	5	0	.545	—	4	4	0	.500
Sonny Dykes, LTU	3	2010-12	22	15	0	.595	1	14	7	0	.667
Lloyd Eaton, WYO	9	1962-70	57	33	2	.630	3	30	19	0	.612
LaVell Edwards, BYU	27	1972-98	243	91	3	.726	18	166	37	2	.815
Dennis Erickson, WYO, Idaho	2	1986, 2006	10	14	0	.417	—	7	9	0	.438
Jim Fassel, Utah	5	1985-89	25	33	0	.431	—	14	26	0	.350
Rusty Feldman, UNM	6	1968-73	24	37	2	.397	—	16	22	0	.421
Dennis Franchione	10	1992-00, 2012	62	55	0	.530	2	39	38	0	.506
Leon Fuller, CSU	7	1982-88	25	55	0	.313	—	20	36	0	.357
Jason Gesser, Idaho*	—	2012	0	4	0	.000	—	0	3	0	.000
Mike Giddings, Utah	2	1966-67	9	12	0	.429	—	5	5	0	.500
Claude Gilbert, SDSU	3	1978-80	16	18	0	.471	—	11	10	0	.529
Brent Guy, USU	4	2005-08	9	36	0	.191	—	8	24	0	.250
Ken Hatfield, AFA, Rice	13	1980-83, 96-04	71	77	1	.480	—	49	50	0	.495
Dan Hawkins, BSU	5	2001-05	53	11	0	.828	4	37	3	0	.925
Fitz Hill, SJSU	4	2001-04	14	33	0	.298	—	10	22	0	.313
Pat Hill, FS	15	1997-11	112	80	0	.583	1	78	40	0	.661
Nick Holt, Idaho	1	2005	2	9	0	.182	—	2	6	0	.250
Jeff Horton, UNLV	3	1996-98	4	30	0	.118	—	3	21	0	.125
Wayne Howard, Utah	5	1977-81	30	24	2	.553	—	19	13	2	.588
Tom Hudspeth, BYU, UTEP	10	1964-73	40	56	1	.418	1	20	36	0	.357
June Jones, UH	9	1999-07	76	41	0	.650	2	47	24	0	.662
K.C. Keeler, SHSU	1	2021	11	1	0	.917	1	5	0	0	1.000
Al Kincaid, WYO	5	1981-85	29	29	0	.500	—	19	21	0	.475
Steve Kragthorpe, TU	2	2003-04	12	13	0	.480	—	9	7	0	.563
Frank Kush, ASU	16	1962-77	133	37	1	.781	7	71	18	0	.798
Jim LaRue, UA	5	1962-66	19	20	1	.488	1	9	13	0	.409
David Lee, UTEP	5	1989-93	11	41	1	.217	—	6	28	1	.186
Bill Lewis, WYO	3	1977-79	13	21	1	.386	—	10	10	0	.500
Rocky Long, UNM	1	1998	3	9	0	.250	—	1	7	0	.125
Tom Lovat, Utah	3	1974-76	5	28	0	.151	—	5	12	0	.294
Sonny Lubick, CSU	6	1993-98	49	23	0	.681	3	36	12	0	.750
Mike Lude, CSU	2	1968-69	6	14	0	.300	—	1	8	0	.111
Al Luginbill, SDSU	5	1989-93	31	25	3	.551	—	24	13	1	.645
Mike MacIntyre, SJSU	3	2010-12	16	21	0	.432	—	8	13	0	.381
Tony Mason, UA	1	1977	5	7	0	.417	—	3	4	0	.429
Ron McBride, Utah	9	1990-98	62	43	0	.590	1	43	29	0	.597
Greg McMackin, UH	4	2008-11	29	25	0	.537	1	18	13	0	.581
Bill Meek, Utah	6	1968-73	33	31	0	.516	—	23	14	0	.622
Bill Michael, UTEP	5	1977-81	5	43	0	.104	—	2	25	0	.074
Hal Mitchell, BYU	2	1962-63	6	14	0	.300	—	2	6	0	.250
Bill Mondt, UNM	6	1974-79	32	36	1	.471	—	18	23	0	.439
Blane Morgan, LU	1	2021	1	9	0	.100	—	0	4	0	.000
Joe Morrison, UNM	3	1980-82	18	15	1	.544	—	12	9	0	.571
Darrell Mudra, UA	2	1967-68	11	9	1	.548	—	6	5	0	.545
Hal Mumme, NMSU	4	2005-08	11	38	0	.224	—	4	28	0	.125
Ray Nagel, Utah	4	1962-65	20	20	1	.500	1	7	8	1	.469
Gary Nord, UTEP	4	2000-03	14	34	0	.292	1	10	22	0	.313
Chris Petersen, BSU	5	2006-10	61	5	0	.924	4	38	2	0	.950
Paul Peterson, DSU	1	2021	1	10	0	.091	—	0	3	0	.000
Mike Price, UTEP	1	2004	8	4	0	.667	—	6	2	0	.750
Dave Rader, TU	4	1996-99	12	32	0	.273	—	7	24	0	.226
John Ralston, SJSU	1	1996	3	9	0	.250	—	3	5	0	.375
Paul Roach, WYO	4	1987-90	35	15	0	.700	2	26	6	0	.813
Tom Rossley, SMU	1	1996	5	6	0	.455	—	4	4	0	.500
Doug Scovil, SDSU	5	1981-85	24	32	2	.424	—	15	21	3	.423
Mike Sheppard, UNM	5	1987-91	9	50	0	.153	—	4	34	0	.105
Fritz Shurmer, WYO	4	1971-74	15	29	0	.341	—	10	18	0	.357
Chuck Stobart, Utah	3	1982-84	16	17	1	.485	—	11	11	1	.500
Denny Stolz, SDSU	3	1986-88	16	19	0	.457	1	14	10	0	.583
Bob Stull, UTEP	3	1986-88	21	15	0	.583	—	13	11	0	.542
Pat Sullivan, TCU	2	1996-97	5	17	0	.227	—	4	12	0	.250
Jim Sweeney, FS	5	1992-96	31	29	1	.516	2	20	19	1	.513
Joe Tiller, WYO	6	1991-96	39	30	1	.564	1	26	21	1	.552
Ted Tollner, SDSU	5	1994-98	32	26	0	.552	—	24	20	0	.545
Dick Toney, SJSU	13	1979-86, 05-09	77	70	3	.523	—	49	48	2	.505
Chris Tormey, NEV	4	2000-03	16	31	0	.340	—	12	20	0	.375
Fred vonAppen, UH	3	1996-98	5	31	0	.139	—	2	22	0	.083
Bob Wagner, UH	9	1987-95	58	49	3	.541	1	31	40	1	.438
DeWayne Walker, NMSU	4	2009-12	10	40	0	.200	—	4	25	0	.138
Jerry Wampler, CSU	3	1970-72	8	25	0	.242	—	3	11	0	.214
Bob Weber, UA	4	1969-72	16	26	0	.381	—	12	13	0	.480
Bill Weeks, UNM	6	1962-67	28	32	1	.467	3	10	16	1	.389
Todd Whitten, TAR	1	2021	6	5	0	.545	—	2	3	0	.400
Jim Young, UA	4	1973-76	31	13	0	.705	1	20	8	0	.714
Bill Yung, UTEP	4	1982-85	7	39	0	.152	—	3	28	0	.097

*Interim Coach

While at WAC institutions only

THIS IS OUR CONFERENCE

WINNINGEST WAC COACHES

ALL GAMES (BY VICTORIES)

Rk.	Wins	Coach (School)	Seasons
1.	243	LaVell Edwards (BYU)	1972-98
2.	133	Frank Kush (ASU)	1962-77
3.	120	Fisher DeBerry (AFA)	1984-98
4.	112	Pat Hill (FS)	1997-11
5.	77	Dick Toney (UH/SJSU)	1979-86, 05-09
6.	76	Junes Jones (UH)	1999-07
7.	71	Ken Hatfield (AFA/RU)	1980-83, 96-04
8.	63	Chris Ault (NEV)	2004-11
9.	62	Ron McBride (UU)	1990-98
62		Dennis Franchione (UNM/TCU/TXST)	1992-00, 12

WAC GAMES (BY VICTORIES)

Rk.	Wins	Coach (School)	Seasons
1.	166	LaVell Edwards (BYU)	1972-98
2.	78	Pat Hill (FS)	1997-11
3.	74	Fisher DeBerry (AFA)	1984-98
4.	71	Frank Kush (ASU)	1962-77
5.	49	Ken Hatfield (AFA/RU)	1980-83, 96-04
49		Dick Toney (UH/SJSU)	1979-86, 05-09
7.	47	June Jones (UH)	1999-07
8.	43	Ron McBride (UU)	1990-98
43		Chris Ault (NEV)	2004-11
10.	39	Dennis Franchione (UNM/TCU/TXST)	1992-00, 12

ALL GAMES (BY PERCENTAGE)

MINIMUM FOUR YEARS

Rk.	Pct.	Coach (School)	Seasons
1.	.924	Chris Petersen (BSU)	2006-10
2.	.828	Dan Hawkins (BSU)	2001-05
3.	.781	Frank Kush (ASU)	1962-77
4.	.726	LaVell Edwards (BYU)	1972-98
5.	.705	Jim Young (UA)	1973-76
6.	.700	Paul Roach (UW)	1987-90
7.	.681	Sonny Lubick (CSU)	1993-98
8.	.651	Fisher DeBerry (AFA)	1984-98
9.	.650	June Jones (UH)	1999-07
10.	.630	Lloyd Eaton (UW)	1962-70

WAC GAMES (BY PERCENTAGE)

MINIMUM FOUR YEARS

Rk.	Pct.	Coach (School)	Seasons
1.	.950	Chris Petersen (BSU)	2006-10
2.	.925	Dan Hawkins (BSU)	2001-05
3.	.815	LaVell Edwards (BYU)	1972-98
4.	.813	Paul Roach (UW)	1987-90
5.	.798	Frank Kush (ASU)	1962-77
6.	.750	Sonny Lubick (CSU)	1993-98
7.	.714	Jim Young (UA)	1973-76
8.	.679	Chris Ault (NEV)	2004-11
9.	.662	June Jones (UH)	1999-07
10.	.661	Pat Hill (FS)	1997-11



ALL-TIME WAC AWARDS

JOE KEARNEY AWARD

- 1992 Carlton McDonald, Air Force
- 1993 Marshall Faulk, San Diego State
- 1994 Marshall Faulk, San Diego State
- 1995 Stoney Case, New Mexico
- 2001 LaDainian Tomlinson, TCU
- 2002 David Carr, Fresno State
- 2007 Colt Brennan, Hawai'i
- 2010 Kellen Moore, Boise State
- 2011 Colin Kaepernick, Nevada
- 2012 Robert Turbin, Utah State

STAN BATES AWARD

- 1981 Blane Gaison, Hawai'i
- 1982 Frankie Sedillo, New Mexico
- 1983 David Schreck, Air Force
- 1984 Jeff Kubiak, Air Force
- 1987 Steve Bartalo, Colorado State
- 1988 Chad Hennings, Air Force
- 1989 Randy Welniak, Wyoming
- Chuck Cutler, Brigham Young
- 1993 Jason Elam, Hawai'i
- 1994 Justin Hall, New Mexico
- 1995 Stoney Case, New Mexico
- 1996 Greg Myers, Colorado State
- 1999 Nate Kvanme, Colorado State
- 2008 David Vobora, Idaho

COACH OF THE YEAR

- 1962 Hal Mitchell, BYU
- 1963 Frank Kush, ASU
- 1964 Ray Nagel, Utah
- 1965 Tommy Hudspeth, BYU
- 1966 Lloyd Eaton, WYO
- 1967 Lloyd Eaton, WYO
- 1968 Darrell Mudra, UA
- 1969 Bill Meek, Utah
- 1970 Frank Kush, ASU
- 1971 Frank Kush, ASU
- 1972 LaVell Edwards, BYU
- 1973 Jim Young, UA
- 1974 Gil Bartosh, UTEP
- 1975 Frank Kush, ASU
- 1976 Fred Akers, WYO
- 1977 Frank Kush, ASU
- 1978 Wayne Howard, Utah
- 1979 LaVell Edwards, BYU
- 1980 LaVell Edwards, BYU
- 1981 Dick Tomey, UH
- 1982 Ken Hatfield, AFA
- 1983 LaVell Edwards, BYU
- 1984 LaVell Edwards, BYU
- 1985 Fisher DeBerry, AFA
- 1986 Denny Stolz, SDSU
- 1987 Paul Roach, WYO
- 1988 Paul Roach, WYO
- 1989 Bob Wagner, UH
- 1990 LaVell Edwards, BYU
- 1991 Al Luginbill, SDSU
- 1992 Bob Wagner, UH
- 1993 Dennis Franchione, UNM
- 1994 Sonny Lubick, CSU
- 1995 Fisher DeBerry, AFA
- 1996 Joe Tiller, WYO (Pacific)
- LaVell Edwards, BYU (Mountain)
- 1997 Sonny Lubick, CSU (Pacific)
- Dennis Franchione, UNM (Mountain)
- 1998 Ted Tollner, SDSU (Pacific)
- Fisher DeBerry, AFA (Mountain)
- 1999 June Jones, UH
- 2000 Gary Nord, UTEP
- 2001 Jack Bicknell, LTU
- 2002 Dan Hawkins, BSU
- 2003 Steve Kragthorpe, TU
- 2004 Dan Hawkins, BSU
- 2005 Chris Ault, NEV
- 2006 June Jones, UH
- 2007 June Jones, UH
- 2008 Chris Petersen, BSU
- 2009 Chris Petersen, BSU
- 2010 Chris Ault, NEV
- 2011 Sonny Dykes, LTU
- 2012 Gary Andersen, USU
- 2021 K.C. Keeler, SHSU

OFFENSIVE PLAYER OF THE YEAR

- 1962 Eldon Fortie, HB, BYU
- 1963 Tony Lorick, FB, ASU
- 1964 Stan Quintana, QB, UNM
- 1965 Virgil Carter, QB, BYU
- 1966 Virgil Carter, QB, BYU

- 1967 Paul Toscano, QB, WYO
- 1968 Art Malone, FB, ASU
- 1969 Dave Buchanan, RB, ASU
- 1970 Joe Spagnola, QB, ASU
- 1971 Rocky Long, QB, UNM
- 1972 Woody Green, RB, ASU
- 1973 Danny White, QB, ASU
- 1974 Gary Scheide, QB, BYU
- 1975 Bruce Hill, QB, UA
- 1976 Gifford Nielson, QB, BYU
- 1977 Marc Wilson, QB, BYU
- 1978 Jim McMahon, QB, BYU
- Mike Williams, RB, UNM
- 1979 Marc Wilson, QB, BYU
- 1980 Jim McMahon, QB, BYU
- 1981 Jim McMahon, QB, BYU
- 1982 Steve Young, QB, BYU
- 1983 Steve Young, QB, BYU
- 1984 Robbie Bosco, QB, BYU
- 1985 Bart Weiss, QB, AFA
- 1986 Steve Bartalo, RB, CSU
- 1987 Todd Santos, QB, SDSU
- 1988 Randy Welniak, QB, WYO
- 1989 Dee Dowis, QB, AFA
- 1990 Ty Detmer, QB, BYU
- 1991 Ty Detmer, QB, BYU
- 1992 Marshall Faulk, RB, SDSU
- 1993 Trent Duffer, QB, FS
- 1994 Stoney Case, QB, UNM
- 1995 George Jones, RB, SDSU
- 1996 Beau Morgan, QB, AFA (Pacific)
- Marcus Harris, WR, WYO (Pacific)
- Steve Sarkisian, QB, BYU (Mountain)
- 1997 Moses Moreno, QB, CSU (Pacific)
- Graham Leigh, QB, UNM (Mountain)
- 1998 Jaime Kimbrough, TB, FS (Pacific)
- Blane Morgan, QB, AFA (Mountain)
- 1999 LaDainian Tomlinson, RB, TCU
- 2000 LaDainian Tomlinson, RB, TCU
- 2001 David Carr, QB, FS
- 2002 Brock Forsey, RB, BSU
- 2003 Ryan Dinwiddie, QB, BSU
- 2004 Ryan Moats, RB, LTU
- 2005 B.J. Mitchell, RB, NEV
- 2006 Colt Brennan, QB, UH
- 2007 Colt Brennan, QB, UH
- 2008 Colin Kaepernick, QB, NEV
- 2009 Kellen Moore, QB, BSU
- 2010 Kellen Moore, QB, BSU
- Colin Kaepernick, QB, NEV
- 2011 Robert Turbin, RB, USU
- 2012 Colby Cameron, QB, LTU
- 2021 Xavier Gipsen, WR, SFA

LINEMAN OF THE YEAR

- 1962 Dave Costa, OT, Utah
- 1963 Eddie Stokes, C, UNM
- 1964 John Briscoe, C, UA
- 1965 Phil Odle, SE, BYU
- 1966 John Stipech, DT, Utah
- 1967 Curley Culp, MG, ASU
- 1968 Tom Nelson, DT, UA
- 1969 Jeff Slipp, DE, BYU
- 1970 Bill McKinley, DE, UA
- 1971 Gordon Gravelle, OG, BYU
- 1972 John Urban, OT, UNM
- 1973 Ron Rydalch, DT, Utah
- 1974 Bob Bruenig, LB, UA
- 1975 Mike Dawson, DL, UA
- 1976 Robin Cole, DL, UNM
- 1977 Mike Bell, DL, CSU
- 1978 Ken Fantetti, LB, WYO
- 1979 Tom Bell, DL, BYU
- 1980 Nick Eyre, DL, BYU

DEFENSIVE PLAYER OF THE YEAR

- 1981 Steve Clark, DL, Utah
- Kyle Whittington, LB, BYU
- 1982 Johnny Jackson, LB, UNM
- 1983 Raymond Morris, LB, UTEP
- 1984 Chris Funk, DL, AFA
- Kyle Morrell, DB, WYO
- Filipo Mokofisi, DL, Utah
- 1985 Jason Buck, DT, BYU
- 1986 Al Noga, DT, UH
- 1987 Chad Hennings, DT, AFA
- 1988 Pat Rabold, DT, WYO
- 1989 Mitch Donahue, DE, WYO
- 1990 Mitch Donahue, DE, WYO
- 1991 Carlton McDonald, DB, AFA

- 1992 Carlton McDonald, DB, AFA
- 1993 Barron Wortham, LB, UTEP
- 1994 Luther Elliss, DT, Utah
- 1995 Brady Smith, DE, CSU
- 1996 Chris Gizzi, LB, AFA (Pacific)
- Shay Muirbrook, LB, BYU (Mountain)
- 1997 Chris Gizzi, LB, AFA (Pacific)
- Chris Bordano, LB, SMU (Mountain)
- 1998 Rob Morris, LB, BYU (Pacific)
- Bryce Fisher, DT, AFA (Mountain)
- 1999 Brian Young, DE, UTEP
- 2000 Aaron Schobel, DE, TCU
- 2001 Alan Harper, DT, FS
- 2002 Quintin Mikell, DB, BSU
- 2003 Travis LaBoy, DE, UH
- 2004 Robert Rodriguez, LB, UTEP
- 2005 Garrett McIntyre, DL, FS
- 2006 Korey Hall, LB, BSU
- 2007 Marcus Riley, LB, FS
- 2008 Solomon Elimimian, LB, UH
- Jarron Gilbert, DT, SJSU
- 2009 Dontay Moch, DE, NEV
- 2010 Chris Carter, DL, FS
- 2011 Adrien Cole, LB, LTU
- 2012 Travis Johnson, DL, SJSU
- 2021 Devin Hafford, DB, TAR

NEWCOMER OF THE YEAR

- 1971 Woody Green, RB, ASU
- 1972 Paul Linford, DT, BYU
- 1973 Bruce Hill, QB, UA
- 1974 Bobby McKinley, QB, UTEP
- 1975 Willie Scroggins, DL, ASU
- 1976 Jack Steptoe, RS, Utah
- 1977 Myron Hardeman, RB, WYO
- 1978 Jeff Lyall, DE, Utah
- 1979 Tom Tuinei, DL, UH
- 1980 Falanko Noga, DL, UH
- 1981 Johnny Jackson, LB, UNM
- 1982 Jay Haynes, OLB, WYO
- 1983 Steve Bartalo, RB, CSU
- 1984 Eddie Johnson, RB, Utah
- Galand Thaxton, LB, WYO
- 1985 Larry Egger, QB, Utah
- 1986 Anthony Sargent, WR, WYO
- 1987 Pat Hegarty, QB, UTEP
- 1988 Dabby Dawson, RB, WYO

FRESHMAN OF THE YEAR

- 1989 Jamal Farmer, RB, UH
- 1990 Barron Wortham, LB, UTEP
- 1991 Marshall Faulk, RB, SDSU
- 1992 Winslow Oliver, RB, UNM
- 1993 Steve Scrifes, OT, WYO
- 1994 Will Blackwell, WR, SDSU
- 1995 Chris Fuamatu-Ma'afala, RB, Utah
- 1996 Jon Denton, QB, UNLV (Pacific)
- Ronney Jenkins, RB, BYU (Mountain)
- 1997 Charles Tharp, RB, UH (Pacific)
- Jaron Dabney, RS, BYU (Mountain)
- 1998 Jerome Haywood, DT, SDSU (Pacific)
- James Sunia, LB, UNLV (Mountain)
- 1999 Josh Blankenship, QB, TU
- 2000 Timmy Chang, QB, UH
- 2001 Chance Kretschmer, RB, NEV
- 2002 Paul Pinegar, QB, FS
- 2003 Nick Bunting, LB, TU
- 2004 Ryan Wendell, OL, FS
- Quintin Demps, FS, UTEP
- 2005 Davone Bess, WR, UH
- 2006 Paul Igboeli, LB, USU
- 2007 Colin Kaepernick, QB, NEV
- 2008 Kellen Moore, QB, BSU
- 2009 Brandon Wimberly, WR, NEV
- 2010 Keith Smith, LB, SJSU
- 2011 Cody Fajardo, QB, NEV
- 2012 Kenneth Dixon, RB, LTU
- 2021 Kamren Washington, DL, SHSU

SPECIAL TEAMS PLAYER OF THE YEAR

- 1991 Robert Rivers, WYO
- 1992 Jason Elam, UH
- 1993 Chris MacInnis, AFA
- 1994 David Dunn, FS
- 1995 James Dye, BYU

TARLETON STATE UNIVERSITY



ABOUT TARLETON

UNIVERSITY OVERVIEW

Tarleton State University offers the value of a Texas A&M University System degree with its own brand of personal attention, individual opportunities, history, traditions and real community.

Located in the heart of Stephenville and encompassing a 173-acre main campus just an hour southwest of Fort Worth, Tarleton is one of the best university values in Texas and the perfect place for students to begin a future.

Tarleton offers the resources of a major public university, including more than 65 undergraduate programs, more than 20 graduate programs and a doctor of education degree, as well as cutting edge academic facilities and faculty experts with extensive university and industry experience — all with the personal attention, warmth and faculty interaction expected from a smaller college.

Tarleton has extended its reach beyond Stephenville and is rapidly expanding undergraduate and graduate programs online and in Waco, Midlothian and the Southwest Metroplex, including Johnson, Parker and Tarrant counties, and the RELIS Academic Alliance in Bryan.



STEPHENVILLE, TEXAS

If you want the comfort and casualness of a small town and an intimate campus life, Tarleton has it! We're in the heart of Stephenville, a town of about 17,000 that is the hub of an area circled by Fort Worth, Dallas, Waco and Abilene. You'll live and learn in a warm, friendly, caring community ranked as one of the 100 best small towns in America. Stephenville was part of a tract of land located on the upper Bosque River Valley in Central Texas in 1854 and became the county seat of Erath County in 1856. The first land patent was secured by John M. Stephen on Feb. 24, 1853.

EDUCATION

The first permanent school in Stephenville was erected by John Tarleton. There are now seven public school districts in Erath County. Stephenville Independent School District has a total enrollment of more than 3,350 students. The one college in the area, Tarleton, has an enrollment of nearly 15,000 students at the Stephenville campus.

RECREATION

Stephenville offers a variety of recreational areas, including two public parks, two public swimming pools, two golf courses, 14 tennis courts, a movie theater, six football stadiums, two rodeo arenas, an 18-hole disc golf course, a youth center and a historical museum. There are also two major lakes within a 40-mile radius and many excellent areas for hunting and fishing. Annual events include livestock shows, arts and crafts festivals, rodeos, basketball tournaments and the Tarleton Homecoming.

MAJOR EMPLOYERS

Major manufacturers and employers in Stephenville include AMPI, Saint-Gobain, FMC, Harris Methodist Hospital, HEB Grocers, Medical & Surgical Clinic, Norton Company, Pecan Valley MHMR, Rayloc Industries, Stephenville ISD, Tarleton State University and Wal-Mart.

GENERAL INFORMATION

Founded	1899
Joined Texas A&M System	1917
Colors	Purple and White
Mascot.....	Texan Rider
Athletic Affiliation.....	Western Athletic Conference (WAC)
NCAA Level	NCAA Division I

CAMPUS LIFE

Student / Faculty Ratio	19 to 1
Students come from	242 Texas counties
	45 states
	22 foreign countries
Student Organizations	120 +

FINANCES

Est. Cost per Academic Year	\$18,878
Est. Operating Budget.....	\$177 million
Erath County Economic Impact	\$170 million
State of Texas Economic Impact	\$512 million

ACADEMICS

Undergraduate Degree Programs.....	65 +
Graduate Degree Programs	20 +
Doctorate Degree Programs.....	2
Associate Degree Programs	2

ATHLETICS

MEN: Baseball, Basketball, Indoor Track & Field, Outdoor Track & Field,

Cross Country, Football, Golf

WOMEN: Softball, Basketball, Indoor Track & Field, Outdoor Track & Field,

Cross Country, Volleyball, Tennis, Golf, Soccer

RECREATIONAL SPORTS

INTRAMURAL SPORTS: Flag Football, Volleyball, Soccer, Softball, Basketball,

Sand Volleyball, Dodgeball, Wallyball

CLUB SPORTS: Men's & Women's Lacrosse, Rugby, Mixed Martial Arts,

Women's Volleyball, Basketball, Shotgun Sports, Golf, Running,

Men's and Women's Soccer, Bass Fishing.

INDIVIDUAL / DUAL SPORTS: Racquetball, Rock Climbing, Disc Golf,

Badminton, Tennis



TARLETON TRADITIONS

TTS AND TTP

Formed when Tarleton was a junior college, the Ten Tarleton Peppers (TTP) and Ten Tarleton Sisters (TTS) are the two oldest organizations on campus. These spirit organizations for men and women were formed in 1921 and 1923, respectively.

New members of these secret organizations are selected by current members. When first organized, the two groups met late at night and prepared signs for upcoming athletic events. The basic signs at this time were made of canvas and were stretched between trees on campus. The clubs met in the attic of the old recreation hall, which is now the Administration Annex.

The identities of the senior members were disclosed in group photos when the yearbooks were distributed. Senior members stood facing the camera while others faced away from the camera with various and sundry items placed over their heads. The groups are sponsored by faculty and staff members.

THE TEXAN MASCOT

Upon joining The Texas A&M University System in 1917, the Tarleton athletic teams became known as the "Junior Aggies."

In 1924, Coach W.J. Wisdom became disenchanted with the name and held a contest to select a new mascot. The winner would receive \$5 and Wisdom would be the sole judge. One day, Wisdom was walking across campus and contemplating the fact that Tarleton was primarily an agricultural school when the name "Plowboys" popped into his head. He immediately adopted the new mascot and kept the \$5. The symbol of the Plowboys was a muscular young man in overalls pushing a hand plow.

In 1950, the mascot withstood a challenge when four additional names were suggested for a student vote. Plowboys won by a 2-1 margin. With the University's changing image, however, another election was held in 1961 and students approved the name "Texans." The horse and rider became the new athletic mascot of the university.

PURPLE POO

The TTS and TTP were precursors of the modern Purple Poo. The still-secret organization makes Poo signs each Monday night, which appear on campus every Tuesday morning. The signs occasionally comment on campus political life and student life, but most promote school spirit. These signs are nailed to trees on campus. Members appear in public dressed in costumes and identity is closely guarded.



PURPLE POO

THE PLOWBOYS

In 1984, a group of interested students established a spirit organization on campus and re-adopted the name "Plowboys," which was the former mascot of the athletic teams. The Plowboys attend athletic events and other campus activities and are familiar to students because of their white shirts, hats and purple chaps.



THE PLOWBOYS

OSCAR P

Legend has it that John Tarleton, founder of the university, had a pet duck named Oscar P who went everywhere with him. The two were so close that Oscar P is said to be buried with Tarleton.

At various student activities, the Purple Poo rally Tarleton students by raising the spirit of Oscar P. This is done by kneeling and pounding the ground while calling out "Hey, Oscar P." Although this has become one of the favorite traditions, there is no evidence to verify the story.



OSCAR P

THE AIRPLANE INCIDENT

At the height of the Tarleton-North Texas Agriculture College rivalry, frequent raids by opposing students were common. Bonfires were the primary objectives, and as described in the J-TAC newspaper (Tarleton's school paper), the students were driven by "the desire to cause premature conflagration of the accumulated rubbish."

On Nov. 29, 1939, two days before the traditional football game, and in retaliation for the burning of the NTAC bonfire by Tarleton students the night before, an NTAC student and accomplice flew over the Tarleton campus and attempted to bomb the bonfire. In their efforts to repel the air attack, Tarleton students on guard threw various objects at the plane. L.V. Risinger hurled a 2x4 into the air which struck the propeller and disabled the aircraft. The pilot glided over what is now the Hall of Presidents and crash-landed in a clump of trees.

While the NTAC student and his buddy were launching the air attack, three truck loads of NTAC students were attempting to invade campus by land. Both the land and air attacks were repulsed. The NTAC students were captured, given a block-T haircut and sent on their way. The Homecoming bonfire has been dedicated to L.V. Risinger, defender of the bonfire, who died in 1994.

RESIDENCE HALLS



7 LUXURY RESIDENCE HALLS

Tarleton has already provided a few things in every room:

1. MICROFRIDGE

One (1) per room. This appliance combines a mini- fridge with a microwave. Please do not bring additional units as they are not allowed.

2. TWIN BED AND EXTRA LONG MATTRESS

One (1) per resident. Beds can be bunked or lofted using hardware in the room. Mattresses are 80" long, 36" wide and 6" deep. You will want to bring Twin XL sheets. Please note that Integrity, Traditions North and South, and the newer addition of Honors Hall is equipped with full sized mattresses.

3. DESK AND CHAIR

One (1) desk and one (1) chair per resident.

4. DRAWER AND DRESSER

One (1) per resident. Exception in rooms where dresser drawers are built into casework.

5. CLOSET OR WARDROBE

One (1) per resident. Please note that in Bender, Ferguson, Hunewell and Hunewell Annex the closets are part of built-in casework.





ACADEMIC SUCCESS

STUDENT-FOCUSED, VALUE-DRIVEN

With its main campus in Stephenville, an hour southwest of Fort Worth, Tarleton State University offers the value of a Texas A&M University System degree with its own brand of personal attention, individual opportunities, history, tradition and community.


Tarleton is a vibrant learning community with nearly 100 undergraduate and graduate degrees, as well as a doctorate in education, within six colleges:

- Agricultural and Environmental Sciences
- Business Administration
- Education
- Graduate Studies
- Health Sciences and Human Services
- Liberal and Fine Arts

Tarleton has extended the reach of state-supported, affordable education by expanding online undergraduate and graduate programs and classes in Waco, Midlothian, Fort Worth and the RELIS Academic Alliance in Bryan.

Recent additions to the main Stephenville campus include a state-of-the-art Nursing Building and a new \$25 million living and learning residence hall for 500 students.

Tarleton's research centers include the renowned Texas Institute for Applied Environmental Research and the Southwest Regional Dairy Center.



AVAILABLE DEGREE OPPORTUNITIES

ASSOCIATE'S DEGREES

Histotechnology, A.A.S.
Medical Laboratory Technology, A.A.S.

BACHELOR'S DEGREES

Accounting, B.B.A.
Administrative Systems, B.B.A.
Agribusiness, B.S.
Agricultural Services and Development, B.S.
Animal Science, B.S.
Applied Science, B.S.
Art, B.F.A.
Biology, B.S.
Biomedical Science, B.S.
Business, B.A.A.S.
Chemistry, B.S.
Civil Engineering, B.S.
Communication Studies, B.A.
Communication Studies, B.S.
Computer Information Systems, B.B.A.
Computer Information Systems, B.S.
Computer Science, B.S.
Construction Science and Management, B.S.
Criminal Justice, B.S.
Criminal Justice Administration, B.A.A.S.
Digital Media Studies, B.S.
Economics, B.S.
Electrical Engineering, B.S.
Engineering Physics, B.S.
English, B.A.
Environmental Engineering, B.S.
Environmental Science, B.S.
Finance, B.B.A.
General Business, B.B.A.

General Studies, B.S.
Geoscience, B.S.
Health Professions Technology, B.A.T.
History, B.A.
Human Resources Management, B.B.A.
Industrial Technology, B.S.
Information Technology, B.A.A.S.
Interdisciplinary Studies, B.S.
International Business, B.B.A.
International Studies, B.A.
Kinesiology, B.S.
Management, B.B.A.
Manufacturing and Industrial Management, B.A.A.S.
Manufacturing Engineering Technology, B.S.
Marketing, B.B.A.
Mathematics, B.S.
Mechanical Engineering Technology, B.S.
Medical Laboratory Science, B.S.
Music, B.A.
Music, B.M.
Nursing, B.S.N.
Performance, B.M.
Physics, B.S.
Political Science, B.A.
Political Science, B.S.
Psychology, B.S.
Public Health, B.S.
Social Work, B.S.W.
Sociology, B.S.
Spanish, B.A.
Theatre, B.F.A.
Veterinary Technology, B.A.S.
Wildlife, Sustainability, and Ecosystem Sciences, B.S.

MASTER'S DEGREES


Accounting, M.Acc
Agricultural and Consumer Resources, M.S.
Agricultural and Natural Resource Sciences, M.S.
Athletic Training, M.S.
Biology, M.S.
Business Administration, M.B.A.
Clinical Mental Health Counseling, M.S. PC
Communication Studies, M.A.
Counseling, M.Ed.
Criminal Justice, M.C.J.
Curriculum and Instruction, M.Ed. PC
Educational Administration, M.Ed.
English, M.A.
Environmental Science, M.S.
History, M.A.
Human Resources Management, M.S.
Information Systems, M.S.
Kinesiology, M.S.
Mathematics, M.S.
Medical Laboratory Science, M.S.
Music Education, M.M.
Nursing Administration, M.S.N.
Nursing Education, M.S.N.
Public Administration, M.P.A.
Quality and Engineering Management, M.S.
Social Work, M.S.W.

DOCTORAL DEGREE

Educational Leadership, Ed.D.

ATHLETIC FACILITIES

MEMORIAL STADIUM



For more than six decades the fortunes of the Tarleton Texans have played out on the gridiron at Memorial Stadium.

Guided by the likes of former coaches W. J. Wisdom, Earl Rudder, Buddy Fornes and current head coach Todd Whitten, the Texans built a legacy of excellence, much in the confines of their home arena.

Playing host to opponents from the Pioneer Conference, the Texas Intercollegiate Athletic Association, the Lone Star Conference and now NCAA Division I FCS, the venerable facility has witnessed championship seasons, postseason bowl invitations, and players who have excelled and advanced into the professional ranks.

In addition, legendary track coach Oscar Frazier fielded teams that dominated university-hosted competitions at Memorial Stadium, winning 19 conference or state titles, while training athletes who achieved state, national and even Olympic honors.

The stadium owes its very existence, as well as upgrades and additions over its 65-year life, to the generosity of local supporters of Tarleton's athletic programs.

In the late 1940s, during the administration of President E.J. Howell, local leaders and influential alumni forged a committee to collect the \$100,000 necessary to build the stadium. While early efforts proved fruitful, gathering \$55,000 within the first year, the drive stalled before being brought back to life by Mary Hope Westbrook, head of the English Department. Westbrook assumed leadership of the group, which then met its funding goal.

By October 1948, crews began construction, bulldozing eight acres to make way for the stadium. The initial structure, made of reinforced concrete, seated 6,000 fans in 32 rows of steel bleachers. In 1950, a regulation cinder track was installed around the football field and, in 1951, the building opened.

Several rounds of upgrades, most funded by university benefactors, have occurred over time. A major renovation in 1977, financed by a then-ambitious \$475,000 local fund-raising drive, added the now-iconic berm on the east side, replaced the old steel seats, extended the bleachers on the west side and built the press box. A \$2 million project, which began in 1988, expanded seating to 7,600, added concession areas and built the current field house. In addition, track and field facilities were renovated and named for legendary track coach Oscar Frazier.

In 2019, a brand-new grandstand was built on the west side of Memorial Stadium to increase the seating and provide a first-class experience for the Texan faithful. A new state-of-the-art video board was added on the south side of the stadium as a part of the renovation. The complete project was a \$26 million renovation. Now the stadium is undergoing further expansion, with bleachers covering the north end zone. Seating capacity will raise to 24,000 in 2022.

WISDOM GYM



Wisdom Gym has seen some history.

Built in 1970 for a cost of \$1.3 million, Wisdom Gym has been the home of Tarleton Basketball for nearly 50 years. Over that time, the gym has played home to All-Americans, Conference Champions, Conference Tournament Champions, NCAA Regional Tournaments, and NCAA Sweet 16 games. The gym has also been the home of the winningest basketball coach in school history since 1988.

The facility is located on the northwest corner of the campus, adjacent to Memorial Stadium, and is one of a kind on the campus of Tarleton State University as the only white brick building on the campus.

After the initial \$1.3 million cost to build the facility, the gym underwent another \$1.7 million renovation in 1977. The entire building, which also houses the Kinesiology department, women's volleyball gym, and child development center encompasses nearly 115,000 square feet of space.


The Texan basketball teams play on the hardwood of Wisdom Gym, which seats 2,400 spectators in a raucous environment that allows fans to stand within six feet of the sideline on the floor. Reserved seats with chair-backs were installed in 1999 and were renovated with brand-new cushion seating in 2017. A new hardwood floor was installed in the summer of the 2010, replacing the original floor, and new student seating was also installed in 2010 to replace wooden bleachers with the current purple seats.

A new scoreboard and video board was added prior to the 2013 season and the locker rooms have received several upgrades over the last few years, including new carpet, new lockers, and new technology for watching film.



ATHLETIC FACILITIES

CECIL BALLOW BASEBALL COMPLEX



Tarleton State has had one place to call home since the program resumed in 1988 - the Cecil Ballow Baseball Complex.

The complex was given its name in honor of the late Tarleton State Athletics Hall of Fame coach, Cecil Ballow. A Stephenville resident, Ballow served as the Dean of Students at Tarleton State for 31 years and served as the school's baseball coach for a decade - which included a trip to the 1960 Junior College National Championship game where the Texans finished as the national runners-up. He coached Tarleton's baseball team from 1951 to 1960 before retiring from the coaching ranks after the farthest postseason run in program history. Many of his junior college athletes went on to earn All-America honors at senior colleges. He retired from the university in 1979.

Nicknamed Ol' Cecil, the complex went into construction in 1987 and was completed prior to the inaugural season of baseball in 1988 under head coach Lee Driggers.

The field is located behind the Tarleton State Softball Complex - which was a later addition to the property when the university added women's fastpitch softball in 1996 - on the south side of Washington Street. The field underwent a complete transformation in the summer of 2021 with the addition of Hellas Turf and ChampionWall in the outfield. A new LED lighting system was added to bring Tarleton baseball to life in the evenings consistently. The field measures out to 320 feet down each foul line, 365 feet to the gaps, and 400 feet to straight-away centerfield.

A new scoreboard was added prior to the 2014 season with inning-by-inning score-tracking capabilities as well as columns for runs, hits, and errors. The dugouts in the complex are covered with red brick and seats 750 spectators in metal bleachers that wrap around the fence behind home plate. A new nylon backstop was installed prior to the 2015 season that wraps from dugout to dugout and extend 50 feet high - replacing the 30-foot high chain-link fence that was originally placed behind the plate in 1988. The press box is located at the top of the center seating section and has space for a scoreboard operator, official statistician, and media.

TARLETON SOFTBALL COMPLEX



Home to the youngest program of Tarleton Athletics, the Tarleton Softball Complex has seen its share of success since the inaugural season in 1996. The Tarleton Softball Complex has served as the home field for the Texans since the first season, after initial construction began in the spring of 1995.

The field underwent a complete transformation in the summer of 2021 with the addition of Hellas Turf and ChampionWall in the outfield. A new LED lighting system was added for the ability to host NCAA regional championships. The field dimensions are 190-feet down the lines and 220-feet to straight-away centerfield. The field itself is laid out in the same direction as the adjacent Cecil Ballow Field, Tarleton's home for baseball games.

A new scoreboard was installed in left-centerfield prior to the 2015 season, features customizable name plates and inning-by-inning scores, and is surrounded by nylon netting. Permanent bleachers were also added after the initial construction, which holds 500 fans. A press box rises above the bleachers and seats the primary game administration.

In addition to a hitting tunnel, locker rooms, and storage facilities located just beyond right field, the Tarleton Softball Complex features a unique painting, courtesy of former player Jalayne Rinewalt, of "Tarleton Softball" on the third base dugout.

POTISHMAN-LARD TENNIS COURTS



The Potishman-Lard Tennis Courts underwent an upgrade prior to 2014 when the complex expanded from four courts to eight with the original four courts getting a facelift.

The project included renovations to the existing four tennis courts, the addition to four brand new courts on the backside of the original courts and new lighting for the entire complex. All courts were painted purple and outdoor bleachers were placed on the west end of the complex with a courtside view of the No. 1 doubles court.

The original tennis complex was opened on Nov. 3, 1979 after being constructed under a grant from the Mary Potishman Lard Trust. Leo Potishman and Clyde H. Wells, a chairman of the Texas A&M Board of Regents, volleyed a gold tennis ball to christen the courts. The speakers also unveiled a plaque dedicated to the memory of Robert S. Lard. The original courts, constructed under the Lard Trust Grant, cost \$115,000.

TARLETON VOLLEYBALL GYM



Tarleton is one of few schools in the Western Athletic Conference with a true 'Volleyball Gym' that doesn't share time with basketball teams.

The Wisdom Volleyball Gym is located inside Wisdom Gym on the northwest corner of the campus. The gymnasium, named for longtime Tarleton athletics director and basketball coach W.J. Wisdom, was built in 1970 at a cost of \$1.3 million dollars. The entire building, which also houses the Kinesiology department, women's volleyball gym, and child development center encompasses nearly 115,000 square feet of space. The main floor of the volleyball gym was refinished in 2017 to include the 'Block T' logo at center court. The volleyball gym was added to Wisdom Gym in 1977 as part of a \$1.7 million expansion project.

While the stands hold as many as 650 fans in the lower and upper bleachers on the north wall of the gym, portable bleachers are also added on the ends to add 100 seats.

The retractable bleachers on the floor were installed in the summer of 1999 and the south wall received a paint touch up and new photo banners prior to the 2014 season.

TARLETON SOCCER COMPLEX



Home to the newest program of Tarleton Athletics, the Tarleton Soccer Complex is ready for the inaugural NCAA soccer season at the university in Fall 2022.

Formerly the home to Rec Sports intramural soccer, lacrosse, and rugby, the field was expanded to meet NCAA requirements in the summer of 2021. The field turf was installed by Hellas on the north side of campus off Frey Street.



COVERING THE TEXANS

MEDIA INFORMATION

The Tarleton State University Athletics Communications staff welcomes all media members to attend Tarleton football games. The following information is intended to assist you in covering the Tarleton Texan football program:

MEDIA CREDENTIALS

Requests for working media credentials must be made through the Tarleton Athletics Communications office. Requests must be submitted by email or through the official credential website at TarletonSports.com and received at least 24 hours in advance of the game to be covered. Credentials may be requested at TarletonSports.com/Credentials.

Seating is reserved for Tarleton media on a first-come, first-serve basis. The Tarleton Sports Network and the recognized visiting radio station will be provided broadcast seating. Other reserved seating will be assigned on a first-come, first-serve basis. Season credentials will be delivered prior to the first game. Thereafter, credentials may be picked up at the Media Will Call window at Memorial Stadium on the day of the game.

Field passes are given primarily to just photographers on assignment for accredited publications.

Visit TarletonSports.com/Media for Media Information.

PHOTOGRAPHERS

All photographers covering a game must display appropriate credentials at all times and are expected to comply with any instructions given by game officials or Tarleton sports information employees. NCAA rules prohibit photographers from being in the team areas and the use of tripods is restricted on the field.

PRESS SERVICES

There are phone lines available and fax and e-mail services can be arranged. For those media members not in attendance, the number to call for game updates will be given upon request.

Individual and team statistics are provided both at halftime and after the game, plus a scoring summary, running play-by-play and all other statistical breakdowns are distributed at the conclusion of each contest. In addition, live stats are available to view on laptop computers and various tablets. Laptops and tablets will not be provided.

INTERNET ACCESS

Internet access is available in the press box. Access to wireless internet requires a proper authorization code is located on printed materials in the press area.

POSTGAME INTERVIEWS

Members of the media wishing to interview players or coaches must work through the Tarleton athletics communications staff to set up a convenient time for both parties. Postgame interviews are available outside the Tarleton locker room following a 10-minute "cooling off" period. If assistance is needed, contact a member of the Tarleton athletics communications department.

BROADCAST SERVICES

One courtesy line is provided for use by the visiting team's radio station. There is no fee for using the line, but all line charges are the responsibility of the visiting station. The visiting radio courtesy number will be given upon request.

OFFICIAL STATISTICS

Statistics will be provided throughout the course of the game upon request. Please inform Jake Withee of your preference prior to the start of the game to receive printed copies of the official stats. You are also welcome to follow live stats at TarletonSports.com.

QUESTIONS

Any questions regarding the Tarleton football program should be directed to Jake Withee, Assistant Athletic Director for Media Relations. Withee can be reached via email at jwithee@tarleton.edu or at the following phone number: (254) 968-1803.

TARLETON ATHLETIC COMMUNICATIONS

MAILING ADDRESS

Tarleton State Athletics
Communications
Box T-0080
Stephenville, TX 76402

SHIPPING ADDRESS

Tarleton State Athletics
Communications
201 St. Felix St.
Stephenville, TX 76401



NATE BURAL

SENIOR ASSOCIATE ATHLETIC DIRECTOR
FOR COMMUNICATIONS

OFFICE: (254) 968-1802
CELL: (817) 781-6827
EMAIL: BURAL@TARLETON.EDU
TWITTER: @NATEBURAL
WEBSITE: WWW.TARLETONSPORTS.COM



JAKE WITHEE

ASSISTANT ATHLETIC DIRECTOR FOR MEDIA RELATIONS
PRIMARY FOOTBALL CONTACT

OFFICE: (254) 968-1803
CELL: (970) 319-2260
EMAIL: JWITHEE@TARLETON.EDU
TWITTER: @JWITHBUCS15
WEBSITE: WWW.TARLETONSPORTS.COM



TREY BURNETT

GRADUATE ASSISTANT FOR ATHLETIC COMMUNICATIONS

OFFICE: (254) 968-9018
CELL: (832) 596-5486
EMAIL: RUSSELL.BURNETT@GO.TARLETON.EDU
TWITTER: @TREY_BURNETT80
WEBSITE: WWW.TARLETONSPORTS.COM



IT'S SHOWTIME

TARLETON FOOTBALL

										
9/1 @7 PM	9/10 @7 PM	9/17 @6 PM	9/24 @6 PM	10/8 @7 PM	10/15 @4 PM	10/22 @6 PM	10/29 @6 PM	11/5 @6 PM	11/12 @2 PM	11/19 @2 PM

