



ENMU 2019 FOOTBALL

NCAA PLAYOFFS

BOWL GAMES

2015 • 2016

LSC CHAMPIONS

1991 • 2013

ENMU INFORMATION

Name of School: Eastern New Mexico University
Colors: Green and Silver
Location: Portales, N.M.
Founded: 1934
Enrollment: 5,694
School Colors: Green & Silver
Affiliation: NCAA Division II
Conference: Lone Star
President: Dr. Jeff Elwell
Alma Mater: Southern Illinois University, Ph.D.
Interim Athletic Director: Dr. Jeff Long
Alma Mater: University of Georgia, Ph.D.
First Year of Football: 1934 (82 seasons)
All-Time Record (NAIA era included): 403-400-21
NCAA All-Time Record (1984-Pres.): 181-180-4
Stadium: Greyhound Stadium / Al Whitehead Field
Capacity: 4,000
Playing Surface: Synthetic Turf
Head Coach: Kelley Lee
Alma Mater: Western New Mexico, 2000
Record at ENMU: 17-9 (.654) / 3rd season
Career Record: Same

Eastern New Mexico 4-1, 2-1 LSC

Last Game	Oct. 5, 2019 in Wichita Falls, Texas Defeated Midwestern State, 27-24
Head Coach	Kelley Lee (WNMU, 2000)
ENMU Record	17-9 (third season)
Career Record	Same
Lettermen Returning/Lost	
Offense	13/13
Defense	20/6
Total	33/19
Starters Returning/Lost	
Offense	7/4
Defense	7/4
Total	14/7

ENMU Football Coaching Staff

Kelley Lee	Head Coach / Offensive Coordinator
Michael Walton	Asst. Head Coach / Defensive Coordinator
Andrew McCraw	Offensive Line / Academic Coordinator
Devante Sims	Cornerbacks / Recruiting Coordinator
Travis Lee	Running Backs
Max Silver	Defensive Line
Eddie Rodriguez	Graduate Assistant / Wide Receivers
Eric Osbourne	Graduate Assistant / Tight Ends
Pecos Fort	Graduate Assistant / Tight Ends
Jesse Diaz	Graduate Assistant / Linebackers
Zach Johnson	Graduate Assistant / Secondary

Eastern New Mexico Sports Information

Ryan Shumaker

Asst. AD for Marketing, Events & Sports Information
 575.562.4309 (office) • ryan.shumaker@enmu.edu

WEEK 6

PORTALES, N.M. (GREYHOUND STADIUM)



#4 TARLETON STATE TEXANS (5-0)

Head Coach: Todd Whitten (Stephen F. Austin, '95)

Record at Tarleton State: 73-36 (10th season)

Career Record: 93-64 (15th Season)

at



EASTERN NEW MEXICO GREYHOUNDS (4-1)

Head Coach: Kelley Lee (Western New Mexico, 2000)

Record at ENMU: 17-9 (3rd season)

Career Record: Same

Oct. 12, 2019 • 6 p.m. MT • Radio: 105.9 KSEL-FM
 Portales, N.M. | Greyhound Stadium

LET'S KEEP IT INTERESTING

- Eastern New Mexico completed a second-half comeback for the second week in a row last Saturday night, escaping Wichita Falls, Texas with a 27-24 win over Midwestern State. The Hounds saw a 17-3 halftime lead disappear and scored 10 unanswered points in the fourth quarter to make it two wins in a row.
- The win over traditional-power Midwestern State pushed the Hounds back into the receiving votes category of the Division II AFCA National Polls and establishes the Greyhounds alongside Angelo State with a record of 2-1 in conference play. Eastern New Mexico will welcome conference front-runner and #4 nationally-ranked Tarleton State to Greyhound Stadium on Saturday night.
- The Greyhounds have won five straight home games dating back to last season and have averaged 41.5 points and 493.5 yards rushing in the friendly confines of Greyhound Stadium this season. Eastern New Mexico currently ranks first in all of Division II football in three separate statistical categories: rushing offense (419.6 ypg), first downs (133) and time of possession (36:48).

2019 EASTERN NEW MEXICO GREYHOUNDS FOOTBALL SCHEDULE/RESULTS

	Sept. 7	Missouri S&T	W, 35-28
	Sept. 14	at Colorado Mesa	W, 44-37 (OT)
	Sept. 21	at Texas A&M-Commerce	L, 45-27
	Sept. 28	Texas A&M-Kingsville* (Homecoming)	W, 48-34
	Oct. 5	at Midwestern State*	W, 27-24
	Oct. 12	Tarleton State* (Hall of Honors/Family Weekend) 6 p.m.	ENMU leads 14-12
		2018: Hounds dropped a 48-28 road decision after facing their fourth ranked opponent in six weeks.	
	Oct. 19	at Western New Mexico* (Chile Bowl) 6 p.m.	ENMU leads 41-15-2
		2018: Hounds defeated the Mustangs 55-9 to capture the inaugural Chile Bowl victory.	
	Oct. 26	West Texas A&M* (Wagon Wheel Game) 6 p.m.	ENMU leads 17-16
		2018: Hounds shutout Buffs for the first time since 1992 to capture third straight Wagon Wheel trophy.	
	Nov. 2	at UT Permian Basin* 5 p.m.	ENMU leads 3-0
		2018: Hounds defeated the Falcons 24-7 to hold third straight opponent to nine points or less.	
	Nov. 9	Angelo State* (Senior Day) 6 p.m.	ASU leads 25-17-1
		2018: Rams snapped the Hounds' three-game win streak by a score of 34-17 on the road.	
	Nov. 16	at Western Oregon 2 p.m.	ENMU leads 1-0
		2018: Hounds make a huge defensive stop in the redzone late to close the season with a 19-14 win.	

* Designates Lone Star Conference game
 All time listed are Mountain and subject to change



**KELLEY
LEE**
HEAD COACH
THIRD SEASON

THE LEE FILE

EDUCATION

College: Western New Mexico, 2000 (Bachelors)

COACHING EXPERIENCE

2002-2003 Eastern New Mexico, graduate assistant
 2006-2007 New Mexico Military Institute, assistant coach
 2008 Midland College, assistant head coach
 2009-2011 Valencia High School (NM), head coach
 2012-2016 Eastern New Mexico, assistant coach
 2017-Pres. Eastern New Mexico, head coach

THE LEE WORKSHEET

Year	School	Overall Record	Conference Record, Finish
2017	Eastern New Mexico	8-2	6-2, 3rd LSC
2018	Eastern New Mexico	5-6	4-4, 4th LSC
2019	Eastern New Mexico	4-1	2-1
Totals 3 seasons		17-9	12-7
ENMU 3 seasons		17-9	12-7

LEE VS. ALL OPPONENTS

Opponent	Overall		Neutral	
	W-L	Home W-L	Away W-L	W-L
Angelo State	1-1	1-0	0-1	0-0
Colorado Mesa	1-1	0-1	1-0	0-0
Midwestern State	1-2	0-2	1-0	0-0
Missouri S&T	1-1	1-0	0-1	0-0
Southwest Baptist	1-0	1-0	0-0	0-0
Tarleton State	1-1	0-0	1-1	0-0
Texas A&M-Commerce	0-3	0-1	0-2	0-0
Texas A&M-Kingsville	3-0	2-0	1-0	0-0
UT Permian Basin	2-0	2-0	0-0	0-0
West Liberty	1-0	0-0	1-0	0-0
West Texas A&M	2-0	0-0	2-0	0-0
Western New Mexico	2-0	1-0	1-0	0-0
Western Oregon	1-0	1-0	0-0	0-0
TOTAL	17-9	9-4	8-5	0-0

2019 Opponents in Bold

ON THE AIR

- All games will be broadcast on 105.9 KSEL-FM and KSELCountry.com with Donald "Doc" Elder calling the action.
- All games will also be webcast online through the newly launched Lone Star Conference Network.

DOUBLE IT UP TWICE

- Senior Paul Terry was named the Lone Star Conference Offensive Player of the Week after totaling 225 yards and a touchdown on the ground while matching the school record with 40 carries. Terry's 225 yards is the highest rushing total in a single game since Kamal Cass rumbled for 276 yards back on Nov. 11th, 2017 in a game also against Midwestern State.
- Junior Justin Manyweather returned a punt 70 yards for a touchdown to put the first points on the board in the contest and was named the LSC Special Teams Player of the Week. That return is just the fifth to be returned for a touchdown in the LSC this season.
- Eastern New Mexico is now the only LSC school to have two players named players of the week twice so far this season as senior Wyatt Strand and junior Quincy Arceneaux were named Offensive and Defensive Players of the Week back in week two.

A FIRST FOR MANY THINGS

- Saturday night's win proved to be a first of many things for head coach Kelley Lee and company. First and foremost, Saturday night's win was the first win during the Lee era in which the Hounds came back to win after trailing entering the fourth quarter.
- The win was also the first win for Lee against Midwestern State and marked the first time the Mustangs have suffered back-to-back losses since the 2016 season.

SCOUTING THE TEXANS

- #4 Tarleton State enters week six with an undefeated record of 5-0 and has outscored LSC opponents 137-48 in 2019. The Texans also boast a 37-26 win over FCS opponent Stephen F. Austin in week one.
- Tarleton State ranks at the top of the Lone Star Conference in both scoring offense (46.0 ppg) and total offense (551.4 ypg) and ranks second in scoring defense (15.4 ppg) and first in total defense (256.4 ppg). The Texans have surrendered a league-low eight touchdowns in five games this season, five of which have come on the ground.
- The Texans will feature playmakers at multiple skills positions as Daniel Mccants averages 147.3 rushing yards per game and Zimari Manning averages 120.4 receiving yards a contest. Mccants ranks behind Eastern's Terry for the conference lead in rushing while Manning has paced the LSC so far in receiving yardage.
- Quarterback Ben Holmes is averaging 257.4 yards per game through the air and leads the LSC with 13 passing scores on the year.
- Senior B.J. Jefferson will be coming off of his second LSC Defensive Player of the Week selection in week five and ranks sixth in the LSC with 45 total tackles. Jefferson also leads the LSC with 11.0 tackles for a loss this season.
- The Texans are the defending Lone Star Conference Champions and advanced to the third round of last year's NCAA Division II Playoffs before being knocked off by Minnesota State Mankato.



RECORD BREAKDOWN

Current Streak	Win 2
Current Home Streak	Won 5
Current Road Streak	Win 1
Last Win	27-24, at Midwestern State (10/5/19)
Last Home Win	48-34, vs. Texas A&M-Kingsville (9/28/19)
Last Road Win	27-24, vs. Midwestern State (10/5/19)
Last Loss	45-27, at Texas A&M-Commerce (9/21/19)
Last Home Loss	31-23, vs. Midwestern State (9/29/18)
Last Road Loss	45-27, at Texas A&M-Commerce (9/21/19)

	In	Under
	2019	Lee
Overall	4-1	17-9
Home	2-0	9-4
Road	2-1	8-5
Neutral	0-0	0-0

Grass	0-0	1-0
Turf	4-1	16-9

Day	0-0	4-1
Night	4-1	13-8

In August	0-0	1-1
In September	3-1	7-5
In October	1-0	7-1
In November	0-0	2-2
In December	0-0	0-0

Leading after the first quarter	2-0	12-0
Trailing after the first quarter	2-1	4-8
Tied after the first quarter	0-0	1-1

Leading at halftime	2-0	12-0
Trailing at halftime	0-1	2-8
Tied at halftime	2-0	3-1

Leading after the third quarter	3-0	15-0
Trailing after the third quarter	1-1	1-9
Tied after the third quarter	0-0	1-0

Scoring first	4-1	15-2
Opponents score first	0-0	2-7

Largest halftime lead	14	25
Largest halftime deficit	18	31

Score 20 or more points	4-1	16-6
Score 30 or more points	3-0	6-1
Score 40 or more points	2-0	5-1
Opponents score 20 or less	0-0	7-0
Games decided by 3 or less	1-0	4-0
Games decided by 10 or less	3-0	9-2

Rush for 200 yards or more	4-1	16-8
Rush for 300 yards or more	4-0	13-3
Rush for 400 yards or more	3-0	7-1
Pass for 100 yards or more	1-0	3-2
Total 400 yards or more	4-0	10-1
Total 500 yards or more	3-0	5-1

Opp. Rush less than 100 yards	1-1	9-3
Opp. Pass less than 200 yards	1-0	9-2
Opp. Total less than 300 yards	0-0	8-1
Having fewer turnovers	4-0	10-3
Having more turnovers	0-1	5-5
Having same turnovers	0-0	2-0

Leading in time of possession	4-1	16-7
Trailing in time of possession	0-0	1-2

THE TURNOVER MASTERS

- Eastern New Mexico enters week six with 14 total turnovers this season, the highest total by any team in the Lone Star Conference and the 11th most in the nation. The Hounds also rank 14th in the nation with a turnover margin of 1.40, best in the Lone Star Conference.
- The Greyhounds have recovered eight fumbles this year, best in the LSC and the third most in all of Division II football.
- Turnovers have been a key part of the Greyhounds back-to-back second half comebacks against Texas A&M-Kingsville and Midwestern State. Eastern forced four turnovers in the second half alone against Texas A&M-Kingsville and added a key strip-sack by senior De'John Burns in the fourth quarter of last week's win against Midwestern State.

FOURTH QUARTER DOMINANCE

- The Greyhound defense has continued to rise to the occasion despite some early-game struggles throughout the season. The Hounds have surrendered just 37 points in five games during the fourth quarter of action, including a fourth quarter shutout last week against Midwestern State.
- The Mustangs got the ball three times in the fourth quarter and failed to pick up a single first down against a Greyhound defense that has seemingly gotten stronger as the game progresses all season long.

LET'S GO DRIVING

- Eastern New Mexico vaulted into the nation's top spot as far as time of possession goes this week with an average ball control time of 36:48.
- Despite the substantial advantage week in and week out, much of the Greyhounds early season success can be attributed to the mix of long-sustained drives, and the quick-explosive drives that coach Lee and the Greyhound have been able to manufacture. The Hounds have scored 11 times this season in five plays or less and have taken 11 or more plays to score four different times.

STORMING OUT OF THE GATES

- Eastern New Mexico has started out 4-1 just three times since 2007 and will be looking to move to 5-1 for just the second time during that span.
- Coach Lee's 2017 Greyhounds began the season 8-1 before falling to Midwestern State in the final week of the season.

IT'S TIME TO TURN THE TIDE

- The Greyhounds are currently riding a seven-game losing streak to opponents ranked inside the top 25 of the national polls. The Hounds faced four opponents ranked in the top 25 last season and one so far this year in week three against #12 Texas A&M-Commerce.
- This week's game will be the first time Eastern New Mexico has faced Tarleton State inside Greyhound Stadium under the direction of coach Lee. The Hounds hold a 9-4 record at home during the Lee era and a 7-1 record during the month of October.



**AFCA TOP 25 POLL
2019 WEEK FOUR RANKINGS**

1	Valdosta State (30)	5-0	797	1
2	Ferris State (1)	5-0	761	2
3	Minnesota State	5-0	733	3
4	Tarleton State (1)	5-0	708	4
T-5	Notre Dame (OH)	5-0	633	5
T-5	Ouachita Baptist	5-0	633	6
7	Northwest Missouri State	5-0	610	7
8	Lenoir-Rhyne	5-0	587	8
9	Slippery Rock	5-0	524	10
10	Indianapolis	5-0	523	11
11	Colorado School of Mines	5-0	486	13
12	West Chester	5-0	411	14
13	Pittsburg State	5-0	406	15
14	Wingate	5-0	362	16
15	Central Missouri	5-0	352	17
16	Indiana (Pa.)	5-0	288	19
17	CSU-Pueblo	4-1	262	18
18	Bowie State	5-0	236	20
19	Grand Valley State	4-1	211	9
20	Texas A&M-Commerce	3-1	174	21
21	Kutztown	5-0	161	24
22	Harding	4-1	158	22
23	Minnesota Duluth	4-1	127	12
24	Truman State	5-0	101	NR
25	West Florida	4-1	53	NR

Dropped Out: Angelo State (23), West Alabama (25)

Others Receiving Votes: Angelo State, 44; Virginia Union, 19; East Stroudsburg, 13; West Texas A&M, 8; Carson-Newman, 7; Ashland, 5; Eastern New Mexico, 2; Henderson State, 2; Dixie State, 1; Missouri S&T, 1; Saginaw Valley State, 1

ENMU vs. Top-25 under Kelley Lee (1-7)

2017 (1-2)

Opponent	ENMU Rank	Results
#18 Southwest Baptist	NR	W, 23-21
#3 Texas A&M-Commerce	NR	L, 22-51
#4 Midwestern State	#20	L, 43-56

2018 (0-4)

Opponent	ENMU Rank	Results
#25 Colorado Mesa	NR	L, 21-34
#1 Texas A&M-Commerce	NR	L, 11-21
#5 Midwestern State	NR	L, 23-31
#21 Tarleton State	NR	L, 28-48

2019 (0-1)

Opponent	ENMU Rank	Results
#12 Texas A&M-Commerce	RV	L, 45-27

*Rankings are that week's AFCA Rankings

A PEEK AT THE RECORD BOOKS

- Terry's 225 yards last week leap-frogged teammate Wyatt Strand and pushed the senior into third place since 1998 with 2,524 rushing yards. Strand currently sits fourth with 2,495 yards.
- Strand currently ranks third with 30 rushing touchdowns for his career while Terry ranks sixth with 20 scores of his own.
- Last week's outstanding performance for Terry pushed him into the top 10 since 1998 with 2,524 total offensive yards and moved him up to ninth with 2,682 all-purpose yards.
- Senior kicker Tylar Vargas moved up to sixth with 49 PAT kick's made for his career. The San Diego, Calif. native also ranks fourth with 15 field goals made.

JUST CALL IT OCTOBERLEE

- Head coach Kelley Lee has led the Hounds to a record of 7-1 during the month of October in his third season as head coach. The Hounds won three games last season against Western New Mexico, West Texas A&M and UT Permian Basin and went a perfect 3-0 throughout the month during the 2017 season.

HISTORY WITH THE TEXANS

- Eastern New Mexico is 14-12 all-time against Tarleton State and has alternated wins and losses with the Texans dating back to 2014.
- The Hounds are 8-5 at home against the Texans, but have dropped seven straight games in Portales, N.M. dating back to 2005.

A FAMILY AFFAIR AND AN HONORABLE WEEKEND

- This weekend will feature a host of events across the Eastern New Mexico University campus as part of the U.S. Bank Family Weekend.
- Eastern New Mexico Athletics will also honor Leroy Chavez, Jessie Poku, Norma Stroik, Jeff Thibodeaux and Layla Tuner into the Hall of Honors as the Class of 2019.

UNDER LEE

- Eastern New Mexico head coach Kelley Lee has a record of 17-9 during the Lee era.
- Through two seasons, Lee holds a perfect 3-0 record in trophy games. Last season, the Hounds won the inaugural Chile Bowl game at home against Western New Mexico by a score of 55-9. The Hounds followed it up with their third straight Wagon Wheel game win over West Texas A&M, pitching a 28-0 shutout over the Buffs in Canyon.



2019 ENMU FOOTBALL TWO-DEEP

LT	74- Isaiah Callahan	R/Sr.	6-3	275	Clovis, N.M. / Clovis HS
	68- James Alles	Jr.	6-2	285	Long Island, N.Y. / Santa Monica College
LG	77 - Bailey Adair	R/So.	6-0	285	Gatesville, Texas / Gatesville HS
	62- Cormac Fish	R/Fr.	6-0	275	Midland, Texas / Midland Lee HS
C	66- Braeden Lofus-Fox	Sr.	6-4	310	West Jordan, Utah / Phoenix College
	69- Denver Pomale	R/So.	6-2	265	Harbor City, Calif. / Narbonne HS
RG	64- Vili Fisiiahi	Jr.	6-1	285	Honolulu, Hawaii / Fresno City College
	78- Sam Piotroschke	R/Fr.	6-6	300	Fort Collins, Colo. / Fort Collins HS
RT	51- Aseli Finau	R/So.	6-2	255	Anchorage, Alaska / Soldotna HS
	52- Hunter St. John	R/Fr.	6-3	250	Colvis, N.M. / Clovis HS
TE	81- Tyler Lynch	R/Sr.	6-2	240	Higley, Ariz. / Williams Field HS
	53- Josiah Thomas	R/Fr.	6-4	260	Clovis, N.M. / Clovis HS
WR	4 - Zachery Fields	Jr.	6-4	200	Ontario, Calif. / Chaffey College
	82- James Lopez II	R/Fr.	6-0	190	Albuquerque, N.M. / Valley HS
WR	9- Justin Manyweather	Jr.	5-9	175	Fullerton, Calif. / Fullerton College
	84- Kerrion Ringo	Jr.	6-2	200	Evansville, Ill. / College of the Desert
SLOT	2- Johnny Smith	R/Sr.	5-10	175	El Paso, Texas / Andress HS
	17- Tyreick Branch	R/So.	6-1	185	Amarillo, Texas / Palo Duro HS
SLOT	5- Darryl Wiggins	Sr.	5-10	205	Albuquerque, N.M. / New Mexico Military Institute
	34- Matthew Askew-Betts	R/So.	5-10	200	Clovis, N.M. / Garden City JC
FB	6- Paul Terry	Sr.	5-9	200	Canyon, Texas / Randall HS
	25- Sultaan Sullivan	Jr.	5-11	215	Pasadena, Calif. / Pasadena City College
QB	16- Wyatt Strand	R/Sr.	6-1	200	Logan, N.M. / Logan HS
	3- Jake Deatherage	Fr.	6-3	195	Albuquerque, N.M. / Volcano Vista HS
Defensive					
DT	99- Jamar Claibourn	Sr.	6-3	300	Sacramento, Calif. / Feather River College
	94 - Rakeem Hatchett	R/Jr.	6-1	290	Lubbock, Texas / Estacado HS
DT	97- Rapi Sotoa	R/So.	6-1	290	Anchorage, Alaska / West Anchorage HS
	32- Daniel Garces	Sr.	6-4	240	Matthews, N.C. / Ball State
DE	12- Quincy Arceneaux	R/Jr.	6-4	225	Lafayette, La. / El Camino College
	88 - Xavier Jackson	Sr.	6-4	220	Jacksonville, Fla. / Hutchinson Community College
DE	14- Roope Henry	R/Jr.	6-4	210	Rio Rancho, N.M. / Rio Rancho HS
	44- Mazin Richards	Fr.	6-2	230	Burleson, Texas / Centennial HS
LB	40- Noah Sweitzer	R/Jr.	6-1	225	Albuquerque, N.M. West Texas A&M
	33- Emilio Rodriguez	Sr.	6-0	205	Buckeye, Ariz. / Phoenix College
LB	18- Lamontre Huval	Jr.	6-2	215	Breaux Ridge, La. / Northeastern Oklahoma
	7- Lawrence Hall	R/Sr.	6-2	225	Sacramento, Calif. / American River College
SS	23- Vicen'te Walker	Jr.	6-0	190	Augusta, Ga. / Eastern Arizona College
	24- Connor Sosa	R/Jr.	6-1	195	Denair, Calif. / Pasadena City College
CB	11- Charles Countee	R/Sr.	5-8	185	Albuquerque, N.M. / Manzano HS
	27- Davon Conyers	R/Sr.	6-2	195	St. Petersburg, Fla. / St. Petersburg HS
CB	22- Ryan Moore	R/So.	6-0	175	Albuquerque, NM / Manzano HS
	19- Malik Goss	So.	5-9	180	Ponoma, Calif. / Chadron State
NICKEL	8- Dejohn Burns	R/Sr.	5-10	180	Amarillo, Texas / Palo Duro HS
	21- Deon Lee	Sr.	6-1	205	Phoenix, Ariz. / Phoenix College
FS	20- Ricky Barfield	Sr.	6-1	190	St. Louis, Mo. / Southwestern College
	29- Colby Russ	So.	6-1	195	Amarillo, Texas / Randall HS
Specialist					
LS	14- Roope Henry	R/Jr.	6-4	210	Albuquerque, N.M. / Cleveland HS
P	86-Tyler Vargas	Sr.	5-10	185	San Diego, Calif. / Western New Mexico
K	86-Tyler Vargas	Sr.	5-10	185	San Diego, Calif. / Western New Mexico
KR	15- Dexter Carter	So.	5-10	195	Glendale, Ariz. / Glendale Community College
	2- Johnny Smith	R/Sr.	5-10	175	El Paso, Texas / Andress HS
PR	9- Justin Manyweather	Jr.	5-9	175	Fullerton, Calif. / Fullerton College



2019 EASTERN NEW MEXICO FOOTBALL ROSTER

#	Name	Pos.	Ht.	Wt.	Cl.	Hometown/Previous School
2	Johnny Smith	RB	5-10	175	R-Sr.	El Paso, Texas / Andress HS
3	Jake Deatherage	QB	6-3	195	Fr.	Albuquerque, N.M. / Volcano Vista HS
4	Zachery Fields	WR	6-4	200	Jr.	Ontario, Calif. / Chaffey College
5	Darryl Wiggins	RB	5-10	206	Sr.	Albuquerque, N.M. / New Mexico Military Institute
6	Paul Terry	RB	5-9	200	Sr.	Amarillo, Texas / Randall HS
7	Lawrence Hall	LB	6-2	225	R-Sr.	Sacramento, Calif. / American River College
8	De'John Burns	DB	5-10	180	R-Sr.	Amarillo, Texas / Palo Duro HS
9	Justin Manyweather	RB	5-9	175	Jr.	Fullerton, Calif. / Fullerton College
10	Rashad Carter	QB	6-2	205	Fr.	Leander, Texas / Leander HS
11	Charles Countee	DB	5-8	185	R-Sr.	Albuquerque, N.M. / Manzano HS
12	Quincy Arceneaux	DE	6-4	225	R-Jr.	Lafayette, La. / El Camino College
14	Roope Henry	LB	6-4	210	R-Jr.	Albuquerque, N.M. / Cleveland HS
15	Dexter Carter	RB	5-10	195	So.	Glendale, Ariz. / Glendale Community College
16	Wyatt Strand	QB	6-1	200	R-Sr.	Logan, N.M. / Logan HS
17	Tyreick Branch	RB	6-1	185	R-So.	Amarillo, Texas / Palo Duro HS
18	Lamontre Huval	LB	6-2	215	Jr.	Breaux Ridge, La. / Northeastern Oklahoma
19	Malik Goss	DB	5-9	180	So.	Pomona, Calif. / Chadron State
20	Ricky Barfield	DB	6-1	190	Sr.	St. Louis, Mo. / Southwestern College
21	Deon Lee	DB	6-1	205	Sr.	Phoenix, Ariz. / Phoenix College
22	Ryan Moore	DB	6-0	175	R-So.	Albuquerque, N.M. / Manzano HS
23	Vicen'te Walker	DB	6-0	190	Jr.	Augusta, Ga. / Eastern Arizona College
24	Connor Sosa	DB	6-1	195	R-Jr.	Denair, Calif. / Santa Rosa JC
25	Sultaan Sulivan	RB	5-11	215	Jr.	Pasadena, Calif. / Pasadena City College
26	DJ Charles	DB	6-2	185	So.	Glendale, Ariz. / Glendale Community College
27	Davon Conyers	DB	6-2	195	R-Sr.	St. Petersburg, Fla. / St. Petersburg HS
28	Currie Thomason	FB	6-0	235	R-Jr.	San Diego, Calif. / Palomar College
29	Colby Russ	DB	6-1	195	So.	Amarillo, Texas / Randall HS
30	Tafari Gomillion	RB	5-10	180	R-Fr.	Amarillo, Texas / Tascosa HS
31	James Amara	DB	5-9	175	Jr.	Cupertino, Calif. / De Anza Community College
32	Daniel Garces	DL	6-4	240	Sr.	Matthews, N.C. / Ball State
33	Emilio Rodriguez	DB	6-0	205	Sr.	Buckeye, Ariz. / Phoenix College
34	Matthew Askew-Betts	FB	5-10	200	R-So.	Clovis, N.M. / Garden City JC
35	Jhi' Aire Huff	DB	5-10	175	Fr.	Clearwater, Fla. / Superior Collegiate Academy
36	David Tirey	RB	5-10	195	R-Fr.	Chula Vista, Calif. / Wagner College
38	Ruben Lebron	DB	5-10	170	Jr.	Goodyear, Ariz. / Mesa Community College
39	Zerrian Meander	DB	6-1	185	R-Fr.	Amarillo, Texas / Randall HS
40	Noah Sweitzer	LB	6-1	225	R-Jr.	Rio Rancho, N.M. / West Texas A&M University
41	Elijah Cofer	DB	6-1	185	R-Fr.	Amarillo, Texas / Tascosa HS
43	Raul Montalvo	DB	5-11	180	Jr.	Reedley, Calif. / Reedley College
44	Mazin Richards	DL	6-2	230	Fr.	Burleson, Texas / Centennial HS
45	Isaiah Harvey	DB	6-1	200	Fr.	Midland, Texas / Lee HS
46	Dion Page	RB	5-9	185	R-Sr.	Fairfield, Calif. / Shasta College
47	Dodrey Nevens	LB	6-1	245	Sr.	Los Angeles, Calif. / El Camino Community College
48	Troy Bethsold	LB	6-0	225	R-Sr.	Peoria, Ariz. / Liberty HS
49	Dennis Hayden	RB	5-10	200	R-Fr.	Albuquerque, N.M. / Sandia HS
50	Daniel Pomale	OL	5-11	260	So.	Harbor City, Calif. / El Camino College
51	Aseli Finau	OL	6-2	255	R-So.	Anchorage, Alaska / Soldotna HS
52	Hunter St. John	OL	6-3	251	R-Fr.	Clovis, N.M. / Clovis HS
53	Josiah Thomas	DL	6-4	260	R-Fr.	Clovis, N.M. / Clovis HS
54	Cesar Gutierrez	OL	6-3	300	Jr.	Monrovia, Calif. / East Los Angeles College
55	Jaylen Wilson	OL	6-2	260	R-Fr.	Lubbock, Texas / Monterey HS
56	Jamauri Bennett	LB	6-0	235	R-Jr.	Ocala, Fla. / Itasca CC
57	Jared Jones	LB	-	-	R-Fr.	Artesia, Calif. / Artesia HS
58	Qadeer Williams-Mumin	LB	6-1	190	R-Fr.	Peoria, Ariz. / Liberty HS
59	Daedrian Madrid	ATH	6-3	270	Fr.	Midland, Texas / Lee HS
60	Trent Welch	LB	6-1	240	R-Fr.	Amarillo, Texas / Bushland HS
61	Phil Tuiava	OL	6-3	325	R-So.	Colorado Springs, Colo. / Vista Ridge HS
62	Cormac Fish	OL	6-0	275	R-Fr.	Midland, Texas / Midland Lee HS
63	Isaiah Farmer	OL	6-0	255	Fr.	Artesia, N.M. / Artesia HS
64	Dalton Shields	ATH	6-2	270	Fr.	Spearman, Texas / Spearman HS
65	Alan Awana	OL	6-2	295	Fr.	Kailua-Kona, Hawaii / Kealakehe HS
66	Braeden Loftus-Fox	OL	6-4	310	Sr.	West Jordan, Utah / Phoenix College



67	Chris Gonzalez	OL	6-4	275	Fr.	Albuquerque, N.M. / Volcano Vista HS
68	James Alles	OL	6-2	285	Jr.	Long Island, N.Y. / Santa Monica College
69	Denver Pomale	OL	6-2	265	R-So.	Harbor City, Calif. / Narbonne HS
70	Myles Bravo	OL	6-4	315	Fr.	Lubbock, Texas / Lubbock Cooper HS
71	Vili Fisiiahi	OL	6-1	285	Jr.	Honolulu, Hawaii / Fresno City College
73	Justin Clatterbuck	OL	6-1	270	Fr.	Gilbert, Ariz. / Perry HS
74	Isaiah Callahan	OL	6-3	275	R-Sr.	Clovis, N.M. / Clovis HS
76	Brock Thetford	ATH	6-2	285	Fr.	Lubbock, Texas / Monterey HS
77	Bailey Adair	OL	6-0	285	R-So.	Gatesville, Texas / Gatesville HS
78	Sam Piotroschke	OL	6-6	300	R-Fr.	Fort Collins, Colo. / Fort Collins HS
80	Ezekiel Huerta	WR	5-6	160	Fr.	Lubbock, Texas / Lubbock HS
81	Tyler Lynch	TE	6-2	240	R-Sr.	Gilbert, Ariz. / Williams Field HS
82	James Lopez II	WR	6-0	190	R-Fr.	Albuquerque, N.M. / Valley HS
83	Alexes Aguilar	TE	6-5	254	Fr.	Belen, N.M. / Belen HS
84	Kerrion Ringo	WR	6-2	200	Jr.	Evansville, Ill. / College of Desert
85	Dylan Tucker	WR	6-1	190	Fr.	Roswell, N.M. / Roswell HS
86	Tyler Vargas	K/P	5-10	185	Sr.	San Diego, Calif. / Palomar College
87	Grayson Germany	K	5-10	165	Fr.	Holliday, Texas / Holliday HS
88	Xavier Jackson	DL	6-4	220	Sr.	Jacksonville, Fla. / Hutchinson CC
89	Michael Deleon	WR	5-10	170	R-So.	Earth, Texas / Spring Lake - Earth HS
91	Kevin McCracken	DL	6-1	265	R-So.	Rio Rancho, N.M. / Rio Rancho HS
92	Kendrick Milford	DL	6-4	225	Fr.	Albuquerque, N.M. / La Cueva HS
93	Kelon Ferdinand	DL	5-11	285	Jr.	Upland, Calif. / Chaffey College
94	Rakeem Hatchett	DL	6-1	290	R-Jr.	Lubbock, Texas / Estacado HS
95	Dalveon Rhodes	ATH	6-1	270	Fr.	Lubbock, Texas / Estacado HS
96	Bolee Gridley	OL	6-4	255	Fr.	Anchorage, Alaska / West HS
97	Rapi Sotoa	DL	6-1	290	R-So.	Anchorage, Alaska / West Anchorage HS
98	Max Hussian	DE	6-2	220	Fr.	Naples, Fla. / Naples HS
99	Jamar Claibourn	DL	6-3	300	Sr.	Sacramento, Calif. / American River College

Coaching Staff

Kelley Lee – Head Coach / Offensive Coordinator / Quarterbacks / Fullbacks

Michael Walton – Assistant Head Coach / Defensive Coordinator / Safeties

Andrew McCraw – Offensive Line / Run Game Coordinator / Academic Coordinator

Devante Sims – Cornerbacks / Recruiting Coordinator

Travis Lee – Running Backs

Max Silver – Defensive Line

Pecos Fort – Wide Receivers

Eddie Rodriguez – Graduate Assistant / Special Teams / Kickers / Punters

Eric Osbourne – Graduate Assistant / Tight Ends

Jesse Diaz – Graduate Assistant / Linebackers

Zach Johnson – Graduate Assistant / Secondary

Dante Urrea – Student Assistant / Secondary



2019 TARLETON STATE TWO DEEP

OFFENSE

QB	2	Ben Holmes	6-0	200	Sr.	Orchard Park, NY / Orchard Park HS
	10	Cameron Burston		6-4	200	Jr. Vallejo, CA / Stellar Prep
RB	6	Daniel McCants	5-9	170	Sr.	Killeen, TX / Killeen HS
	8	Khalil Banks	6-1	220	Jr.	The Colony, TX / The Colony HS
LT	70	Cody Hayes	6-4	305	R-Sr.	Fort Worth, TX / Eastern Hills HS
	72	Chandler Jones	6-3	300	Sr.	Powder Springs, GA / McEachern HS
LG	61	Javon Chambers	6-0	285	Jr.	McAllen, TX / Belton HS
	71	Kendall Dearth	6-4	320	So.	Atascocita, TX / Atascocita HS
C	58	Noah Perez	6-3	265	Sr.	Stephenville, TX / Stephenville HS
	77	Chase Livesay	6-4	270	Sr.	Enid, OK / Enid HS
RG	78	J.P. Pierre	6-4	310	Sr.	Royal Palm Beach, FL / Royal PB HS
	71	Kendall Dearth	6-4	320	So.	Atascocita, TX / Atascocita HS
RT	73	Zack Perry	6-3	305	R-Jr.	Fort Worth, TX / Arlington Heights HS
	75	Josh Cooper	6-7	350	Jr.	Shreveport, LA / Haughton HS
WR	4	Zimari Manning	6-3	205	Sr.	Long Beach, CA / LB Wilson HS
	80	Dray Roberson	5-8	180	R-Fr.	Fort Worth, TX / YML Academy
WR	88	J.F. Thomas	6-5	190	Jr.	Dallas, TX / South Oak Cliff HS
	11	Camron Lewis	6-0	180	Sr.	Raleigh, NC / Enloe HS
WR*	11	Camron Lewis	6-0	180	Sr.	Raleigh, NC / Enloe HS
	1	DeShun Qualls	5-11	170	Sr.	Houston, TX / Jersey Village HS
TE	33	Brant Bailey	6-2	250	Sr.	Eastland, TX / Eastland HS
	45	Darryl Estem	6-2	240	Jr.	San Jacinto, CA / San Jacinto HS

DEFENSE

DE	98	Sean Walton	6-3	250	Jr.	Perryton, TX / Perryton HS
	91	Ricky Leung-Wai		6-2	250	Jr. Bakersfield, CA / Ridgeview HS
DT	44	Tavaris Owens	6-2	315	Sr.	Whitney, TX / Whitney HS
	91	Ricky Leung-Wai		6-2	250	Jr. Bakersfield, CA / Ridgeview HS
DT	92	Jordan Phillips	6-4	315	Sr.	Fullerton, CA / Union HS
	62	Jordan Wells	5-11	260	Jr.	Navasota, TX / Navasota HS
LB	42	B.J. Jefferson	6-1	245	Sr.	Acres Home, TX / Eisenhower HS
	56	Erick Willis	6-4	230	Jr.	Lawndale, CA / Lawndale HS
LB	9	Chadwick Thibodeaux	6-0	220	Sr.	Acres Home, TX / Eisenhower HS
	48	Jaimon Byers	5-11	205	R-Fr.	Round Rock, TX / Cedar Ridge HS
LB	4	Ronnell Wilson	6-2	240	Jr.	Abilene, TX / Abilene HS
	39	D.J. Harris	5-10	200	Fr.	Houston, TX / Langham Creek HS
LB	30	Tank Morgan	6-2	220	Jr.	Daytona Beach, FL / Mainland HS
	17	Ethan Rose	6-1	195	Jr.	Lafayette, LA / Northside HS
CB	3	Tre Johnson	5-11	165	Jr.	Fort Worth, TX / Brewer HS
	23	Aaron Brown	6-2	195	Jr.	Crosby, TX / Crosby HS
FS	7	Benjie Franklin	6-0	180	Jr.	Houston, TX / Alief Taylor HS
	16	Josh Kemp	6-1	170	R-Fr.	Gainesville, TX / Gainesville HS
SS	29	Jai Edwards	6-0	210	Sr.	Atascocita, TX / Atascocita HS
	25	Ed Hayes	6-3	195	Sr.	Coldspring, TX / Oakhurst HS
CB	24	Prince Robinson	6-0	190	Sr.	Houston, TX / North Forest HS
	8	Kaylon Horton	5-10	170	R-Fr.	Houston, TX / Cy Ridge HS

SPECIAL TEAMS

K	82	J.R. Fullen	6-0	175	So.	Eastland, TX / Eastland HS
P	82	J.R. Fullen	6-0	175	So.	Eastland, TX / Eastland HS
DS	85	Stephen Reeves	5-11	210	Jr.	League City, TX / Clear Springs HS
H	47	Jonathan Uland	6-4	230	So.	Bonham, TX / Bonham HS
KR	6	Daniel McCants	5-9	170	Sr.	Killeen, TX / Killeen HS
	24	Prince Robinson	6-0	190	Sr.	Houston, TX / North Forest HS
PR	8	Kaylon Horton	5-10	170	R-Fr.	Houston, TX / Cy Ridge HS
	24	Prince Robinson	6-0	190	Sr.	Houston, TX / North Forest HS



2019 TARLETON STATE FOOTBALL ROSTER

1	DeShun Qualls	WR	5-11	170	SR	Houston, TX / Jersey Village HS
2	Devin Hafford	DB	6-0	200	SR	Atascocita, TX / Atascocita HS
2	Ben Holmes	QB	6-0	200	SR	Orchard Park, NY / Orchard Park HS
3	Daveon Boyd	QB	5-8	185	JR	Humble, TX / Atascocita HS
3	Tre Johnson	DB	6-0	180	JR	Fort Worth, TX / Brewer HS
4	Zimari Manning	WR	6-3	205	SR	Long Beach, CA / LB Wilson HS
4	Ronnell Wilson	LB	6-2	240	JR	Abilene, TX / Abilene HS
6	Daniel McCants	RB	5-9	170	SR	Killeen, TX / Killeen HS
6	Ryan Payne	DB	5-11	170	JR	Pittsburg, CA / Antioch HS
7	Benjie Franklin	DB	6-0	180	JR	Houston, TX / Alief Taylor HS
7	Easton Jones	QB	6-0	185	FR	Stephenville, TX / Stephenville HS
8	Khalil Banks	RB	6-1	220	JR	The Colony, TX / The Colony HS
8	Kaylon Horton	DB	5-10	170	R-FR	Houston, TX / Cy Ridge HS
9	Chadwick Thibodeaux	LB	6-0	220	SR	Acres Home, TX / Eisenhower HS
10	Cameron Burston	QB	6-4	200	JR	Vallejo, CA / Stellar Prep
11	Camron Lewis	WR	6-0	180	SR	Raleigh, NC / Enloe HS
12	Cornellius Carrington	WR	6-1	210	SR	N. Richland Hills, TX / FW Christian HS
13	Hunter Turbeville	QB	6-0	190	SO	Gainesville, TX / Gainesville HS
14	Titus Sullivan	DB	5-9	190	JR	Oakley, CA / Dougherty Valley HS
15	Mike Jackson	LB	6-1	195	JR	Spring, TX / Westfield HS
16	Josh Kemp	DB	6-0	175	R-FR	Gainesville, TX / Gainesville HS
17	Ethan Rose	DB	6-1	195	JR	Lafayette, LA / Northside HS
18	Frank Hall	WR	5-8	165	JR	San Francisco, CA / Mission HS
19	Braden Hucks	WR	5-11	190	JR	San Angelo, TX / Central HS
20	Carlos Frank	RB	6-1	190	JR	Texas City, TX / Hitchcock HS
21	Ryheem Skinner	RB	5-8	220	JR	Clinton, NC / Clinton HS
22	Andrew Blackshire	DB	5-9	180	SR	Lufkin, TX / Lufkin HS
23	Aaron Brown	DB	6-2	195	JR	Crosby, TX / Crosby HS
24	Prince Robinson	DB	6-0	190	SR	Houston, TX / North Forest HS
25	Ed Hayes	DB	6-3	195	SR	Coldspring, TX / Oakhurst HS
26	Cody Mitchell	WR	5-10	175	SR	Cross City, FL / Dixie HS
27	Blake Daniels	WR	6-0	170	SR	Mesquite, TX / Horn HS
28	Malik Robinson	DB	5-7	165	SR	Houston, TX / Eisenhower HS
29	Jai Edwards	DB	6-0	210	SR	Atascocita, TX / Atascocita HS
30	Tank Morgan	LB	6-2	220	JR	Daytona Beach, FL / Mainland HS
31	Justice Anyanwu	RB	5-10	200	SR	Inglewood, CA / Gardena HS
32	Thomas McDonald	RB	5-11	200	JR	West Palm Beach, FL / P.B. Central HS
33	Brant Bailey	TE	6-2	250	SR	Eastland, TX / Eastland HS
35	Chris Radford	DL	6-3	250	SR	Mansfield, TX / Summit HS
36	Bowie Franks	RB	5-10	175	SO	Iowa Park, TX / Iowa Park HS
37	Tayvis Coleman	RB	5-11	180	R-FR	Teague, TX / Teague HS
38	Cody Henderson	RB	6-0	240	R-FR	Weatherford, TX / Weatherford HS
39	D.J. Harris	LB	5-10	200	FR	Houston, TX / Langham Creek HS
40	Jay Austin	LB	6-2	225	JR	Aurora, CO / Cherokee Trail HS
41	Zech Hopkins	DL	6-2	200	JR	Cuero, TX / Cuero HS
42	B.J. Jefferson	DL	6-1	250	SR	Acres Home, TX / Eisenhower HS
43	Darian Holmes	DB	6-1	210	JR	League City, TX / Clear Brook HS
44	Tavaris Owens	DL	6-0	315	SR	Whitney, TX / Whitney HS
45	Darryl Estem	TE	6-2	240	JR	San Jacinto, CA / San Jacinto HS
46	Max Maxfield	TE	6-2	240	SO	Amarillo, TX / Amarillo HS
47	Jonathan Uland	DS	6-4	230	SO	Bonham, TX / Bonham HS
48	Jaimon Byers	LB	5-11	215	R-FR	Round Rock, TX / Cedar Ridge HS
49	Hunter Batten	RB	5-9	210	R-SO	Bryan, TX / Bryan HS
52	Tyler Turner	DL	6-1	260	JR	Austin, TX / Pflugerville HS
55	Quanterius Turner	DL	6-3	300	JR	Gladewater, TX / Gladewater HS
56	Erick Willis	LB	6-4	230	JR	Lawndale, CA / Lawndale HS
57	Money Martin Jr.	DL	6-0	265	JR	Lancaster, TX / Lancaster HS
58	Noah Perez	OL	6-3	265	SR	Stephenville, TX / Stephenville HS



60	Lane Trojanowsky	OL	6-2	300	R-FR	Tomball, TX / Memorial HS
61	Javon Chambers	OL	6-0	285	JR	McAllen, TX / Belton HS
62	Jordan Wells	DL	5-11	260	JR	Navasota, TX / Navasota HS
65	Austin Hernandez	OL	6-5	290	JR	Pampa, TX / Pampa HS
67	Tyrone McKinney	OL	6-2	325	R-FR	Newport News, VA / Woodside HS
68	Chris Gibbens	OL	6-6	300	SR	El Paso, TX / Franklin HS
70	Cody Hayes	OL	6-4	305	R-SR	Fort Worth, TX / Eastern Hills HS
71	Kendall Dearth	OL	6-4	320	SO	Atascocita, TX / Atascocita HS
72	Chandler Jones	OL	6-3	300	SR	Powder Springs, GA / McEachern HS
73	Zach Perry	OL	6-3	305	R-JR	Fort Worth, TX / Arlington Heights HS
74	Blake Haynes	OL	6-6	305	R-FR	Maypearl, TX / Maypearl HS
75	Josh Cooper	OL	6-7	350	JR	Shreveport, LA / Haughton HS
76	C.J. Alipate	OL	6-0	350	JR	Shoreview, CA / L.D. Bell HS
77	Chase Livesay	OL	6-4	270	SR	Enid, OK / Enid HS
78	J.P. Pierre	OL	6-4	310	SR	Royal Palm Beach, FL / Royal PB HS
80	Dray Roberson	WR	5-8	180	R-FR	Fort Worth, TX / YML Academy
81	Adrien Itoka	WR	6-2	190	SO	Hallsville, TX / Richland HS
82	J.R. Fullen	K	6-0	175	SO	Eastland, TX / Eastland HS
83	Jake Walrath	P	6-4	200	R-FR	Salado, TX / Salado HS
84	Cody Jones	WR	5-11	190	SO	Tolar, TX / Tolar HS
85	Stephen Reeves	DS	5-11	210	JR	League City, TX / Clear Springs HS
86	Christian Hernandez	K	5-10	185	SO	Dublin, TX / Dublin HS
87	Sloan Selmon	TE	6-5	255	R-FR	Houston, TX / Cy Ridge HS
88	J.F. Thomas	WR	6-5	190	JR	Dallas, TX / South Oak Cliff HS
89	Brett Harris	WR	6-2	200	R-FR	Johnson City, TX / Johnson City HS
90	Dariet McDuff	DL	6-2	315	JR	Lancaster, TX / James Madison HS
91	Ricky Leung-Wai	DL	6-2	250	JR	Bakersfield, CA / Ridgeview HS
92	Jordan Phillips	DL	6-4	315	SR	Fullerton, CA / Union HS
94	Jaicorious Johnson	DL	6-1	255	SR	Opelika, AL / Opelika HS
95	Clayton Blank	DL	6-4	220	R-FR	Belton, TX / Belton HS
98	Sean Walton	DL	6-3	245	JR	Perryton, TX / Perryton HS
99	Jarrus Singleton	DL	6-2	280	JR	Ruston, LA / Ruston HS

COACHING STAFF

Todd Whitten – Head Coach / Quarterbacks
Jonathan Beasley – Co-Offensive Coordinator / Running Backs & Quarterbacks
Scott Carey – Co-Offensive Coordinator / Offensive Line
Marcus Patton – Defensive Coordinator / Defensive Backs
Marc Martinez – Assistant Coach for Linebackers
Eddie Jones – Assistant Coach for Defensive Line
Tate Whitten – Assistant Coach for Wide Receivers
Mac Alexander – Assistant Coach for Safeties
Jeremy Aquino – Graduate Assistant Coach
Chad Head – Graduate Assistant Coach
Ben Brown – Quality Control Coach
Tyler Fambrough – Quality Control Coach
Ben Seifert – Quality Control Coach



THE LAST TIME IT HAPPENED

2019 ENMU TOUCHDOWN DRIVES

Drive of less than 10 yards:	5
From 10-29 yards	2
From 30-49 yards	3
From 50-69 yards	4
From 70-79 yards	3
From 80-89 yards	3
From 90-99 yards	2
Drive of 1-5 plays	11
6-10 plays	3
11+ plays	4
Less than 1:00	5
1:00-1:59	2
2:00-2:59	2
3:00-3:59	4
4:00-4:59	3
5:00 or more	3
Overtime (no time on clock)	1
Defensive TD's	1
Special Teams TD's	1

2019 HIGH AND LOW TIDBITS

Longest Drive (yards) . . . 98, at Texas A&M-Commerce
 Longest Drive (time) . . . 9:01, at Texas A&M-Commerce
 Longest Drive (plays) 18 plays, at Texas A&M-Commerce
 Shortest Drive (yards)-3, vs. Texas A&M-Kingsville
 Shortest Drive (time) 0:00, at Midwestern State
 Shortest Drive (plays) 0 plays at Texas A&M-Commerce

Longest running play 69, at Colorado Mesa
 Longest passing play 50, at Colorado Mesa
 Longest run allowed 69, vs. Missouri S&T
 Longest pass allowed . . . 73, at Texas A&M-Commerce

Most points in a game . . . 48, vs Texas A&M-Kingsville
 Most points in a quarter 27, at Colorado Mesa
 Most points in a half 34 at Colorado Mesa

Individual

- 400+ Yards Passing**
437 - Wesley Wood vs. Texas A&M-Commerce (Sept. 25, 2010)
- 300-399 Yards Passing**
387 - Ethan Brinkley at West Texas A&M (Oct. 31, 2015)
- 40 Pass Attempts**
43 - Wesley Wood at No. 8 Northwest Missouri State (Oct. 15, 2011)
- 20 Pass Completions**
21 (of 35) - Wesley Wood at Texas A&M-Kingsville (Nov. 10, 2012)
- 30 Pass Completions**
33 (of 43) - Wesley Wood at No. 8 Northwest Missouri State (Oct. 15, 2011)
- 100-149 Receiving Yards**
110 (4 receptions) - Zachery Fields at Colorado Mesa (Sept. 14, 2019)
- 150-199 Receiving Yards**
195 (7 receptions) - Aaron Johnson vs. Tarleton State (Oct. 15, 2016)
- 200+ Receiving Yards**
242 (7 receptions) - Xavier Amey at West Texas A&M (Oct. 31, 2015)
- 100-149 Rushing Yards**
110 (24 carries) - Paul Terry at Texas A&M-Commerce (Sept. 21, 2019)
- 150-199 Rushing Yards**
195 (25 carries) - Wyatt Strand vs Texas A&M-Kingsville (Sept. 28, 2019)
184 (26 carries) - Paul Terry vs Texas A&M-Kingsville (Sept. 28, 2019)

- 200+ Rushing Yards**
225 (40 carries) - Paul Terry vs Midwestern State (Oct. 5, 2019)
- Kickoff Return for a Touchdown**
100 yards - D'Maujerick Tucker vs. Tarleton State (Oct. 18, 2014)
- Punt Return for a Touchdown**
70 yards - Justin Manyweather vs Midwestern State (Oct. 5, 2019)
- Interception Return for a Touchdown**
28 yards - Charles Countee vs. Western Oregon (Nov. 10, 2018)
- Fumble Recovery for a Touchdown**
56 yards - Quincy Arceneaux at Colorado Mesa (Sept. 14, 2019)

Team

- 500-599 Yards in Total Offense**
vs. Texas A&M-Kingsville (564 yards - Sept. 28, 2019)
- 600+ Yards in Total Offense**
vs. Oklahoma Panhandle State (645 yards - Nov. 5, 2016)
- 700+ Yards in Total Offense**
vs. Texas A&M-Commerce (736 yards - Sept. 19, 2009)
- 30 First Downs**
30 vs. Texas A&M-Kingville (564 yards - Sept. 28, 2019)
- Overtime Game**
at Colorado Mesa (Sept. 14, 2019 - won 44-37 (OT))
- Double Overtime Game**
vs. Emporia State (Sept. 24, 2016 - lost 37-31)
- Last Time Shutout**
vs. Abilene Christian (21-0, Sept. 30, 2006) LSC Record streak
- Last Time ENMU Shutout an Opponent**
vs. West Texas A&M (28-0, Oct. 20, 2018)



GREYHOUNDS IN THE CAREER RECORD BOOKS - INDIVIDUAL

Rushing

Carries	
Season 292	Tom Manley, 1974
Yards	
Game 294	Heath Ridenour, vs. TAMU-Kingsville, Nov. 2, 2002
Season 1,611	E'lon Spight, 2014
Career 4,301	Kamal Cass, 2014-17
Touchdowns	
Game 5	Charlie Painter, vs. Western N.M., Oct. 27, 1951
Season 5	Dennis Beard vs. West Texas A&M, Nov. 4, 2000
Season 22	Kamal Cass, 2015
Average Per Carry	
Season 7.3	Russell Tatum, 1975 (90 carries, 650 yards) min. 90 carries
Average Per Game	
Season 146.5	E'lon Spight, 2014 (11 games, 1,611 yards)

Passing

Completions	
Game *64	JJ Harp, vs. SE Oklahoma St., Sept. 12, 2009
Season 404	J.J. Harp, 2009
Career 786	Wesley Wood, 2009-12
Attempts	
Game *94	JJ Harp, vs. SE Oklahoma St., Sept. 12, 2009
Season 647	J.J. Harp, 2009
Career 1,279	Wesley Wood, 2009-12
Yards	
Game **695	JJ Harp, vs. SE Oklahoma St., Sept. 12, 2009
Season 4,373	J.J. Harp, 2009
Career 7,905	Wesley Wood, 2009-12
Touchdowns	
Game 8	Kevin Kott, vs. Southern Colorado, Oct. 6, 1984
Season 31	J.J. Harp, 2009
Career 69	Wesley Wood, 2009-12
Percentage	
Game 84.6%	Benjy Dial, vs. Central State (11-13), Oct. 2, 1964
Season 64.9%	Wesley Wood (214-333), 2011
Career 61.5	Wesley Wood, 2009-12 (786-1,279)
Receiving	
Catches	
Game 14	Darian Dale, vs. SE Oklahoma St, Sept. 12, 2009
Season 86	Jesse Poku, 2010
Career 263	Darian Dale, 2008-2011
Yards	
Game 234	Barry Coffman, vs. NW Oklahoma, Nov. 15, 1969
Season 1,384	Steve Jackson, 1983
Career 2,743	Darian Dale, 2008-2011
Touchdowns	
Season 14	Steve Jackson, 1983; Derrick Harden, 1985
Career 26	Jesse Poku, 2007-2010

Total Offense

Yards	
Game **681	JJ Harp, vs. SE Oklahoma St., Sept. 12, 2009
Season 4,367	JJ Harp, 2009
Career 9,245	Wesley Wood, 2009-12
First Downs	
Season *47	vs. SE Oklahoma St., Sept. 12, 2009

Punting

Average	
Game 63.0	Ken Willis, vs. Adams State, Oct. 15, 1949
Season 44.1	Mark Montoya, 1987
Fewest Blocked (Min. 30 punts)	
Season 0	Steven Todd, 2003 (53 punts)
Consecutive Punts Without a Block	
Career 90	Steven Todd, 2003-04

Punt Returns

Yards	
Season 334	Robert Briggs, 1986
Career 688	Charlie Ragle, 1994-97
Average	
Season 16.6	Tim Hamett, 2007 (15 for 249) Min. 15 Returns

Kickoff Returns

Yards	
Career 1,841	Arvin Jackson, 2009-2011
Average	
Season 35.1	Rufus Smith, 1985

Scoring

Points	
Game 36	Charlie Painter, vs. Western N.M., Oct. 27, 1951
Season 138	Kamal Cass, 2015
Touchdowns	
Game 5	Charlie Painter, vs. Western N.M., Oct. 27, 1951
Season 5	Dennis Beard vs. West Texas A&M, Nov. 4, 2000
Season 23	Kamal Cass, 2015
Field Goals	
Game **6	Taylor Cannon, vs. SE Okla., Oct. 12, 2009
Season 16	Bob Gilbreath, 1987
Career 50	Bob Gilbreath, 1986-89

Tackles

Number	
Season 155	Michael Walton, 1997
Career 515	Michael Walton, 1996-99

Interceptions

Number	
Season 13	Ron Holcomb, 1952

* NCAA Record

** NCAA Division II Record



GREYHOUNDS IN THE CAREER RECORD BOOKS - TEAM

Rushing

Yards

Game 583 #24 Angelo State, Oct. 24, 2015
 Season 4,144 2015

Passing

Yards

Game **695 vs Southeastern Oklahoma State, Sept. 12, 2009
 Season 3,792 1983

Total Offense

Yards

Game 767 vs Southeastern Oklahoma State, Sept. 12, 2009
 Season 5,878 2015

Scoring

Points

Game 77 at Bacone College, Oct. 10, 2015
 Season 485 2015 (12 games)
 437 2014 (11 games)
 324 2017 (10 games)

Penalties

Most Yards

Game 210 vs. N.M. Highlands (27 penalties), Sept. 13, 1986
 Season 1,211 1983 (114 penalties)

Fewest Yards

Game 5 vs. Western New Mexico, Oct. 12, 1963
 5 vs. Colorado State, Sept. 29, 1957
 Season 402 1997

Most Opponent Yards

Game 239 vs. Midwestern State, Nov. 14, 1998 (21 penalties)

Fewest Opponent Yards

Game 0 vs. Angelo State, Oct. 11, 2003 (0 penalties)

Most Combined Yards

Game 353 ENMU (114) vs. Midwestern State (239),
 Nov. 14, 1998 (32 penalties)

Most Combined Penalties

Game 38 ENMU (13) vs. N.M. Highlands (25),
 Sept. 3, 2011 (346 yards)

Kicking

Most Field Goals

Game **6 (Tie) vs Southeastern Oklahoma State, Sept. 12, 2009
 Season 16 1987

Rushing Defense

Fewest Yards Allowed

Game -50 at Oklahoma Panhandle, Nov. 10, 2007 (31 carries)
 Season 1,013 1990

Passing Defense

Fewest Completions Allowed

Game 0 vs. Western New Mexico, Nov. 7, 1993
 0 vs. Colorado Western, Oct. 20, 1962
 0 vs. Texas A&M-Kingsville, Oct. 30, 1999

Fewest Yards Allowed

Season 534 1956

Total Defense

Fewest Yards Allowed

Game 65 vs. West Texas, Nov. 7, 1992
 Season 1,942 1962

Scoring Defense

Fewest Points Allowed

Season 77 1951

Interceptions

Most By ENMU Defense

Season 23 1987

ENMU's Most ...

Victories in a Season

9, 1987 (9-2-0) and 1957 (9-0-1)

Games Without a Loss

11, Nov., 1956-Nov., 1957 (10-0-1)

Consecutive Losses

7, Oct. 11, 1988 - Nov. 12, 1988

Shutouts in a Season

6, 1934 (Defense shut out opponent)

Consecutive Shutouts

4, 1937 (Defense shut out opponent)

ENMU'S Longest ...

Running Play

99 yards J.T. Thompson, vs. East Central, Sept. 15, 2007

Pass Reception

97 yards Michael Matthews from Wes Wood, at ASU, Oct. 1, 2011

Field Goal

53 yards Rosli Hussein, vs. East Texas State, Oct. 26, 1985

53 yards Rosli Hussein, vs. SW Oklahoma, Oct. 8, 1983

Punt

85 yards Ken Willis, vs. Adams State, Oct. 15, 1949

Punt Return

94 yards Joe Wood vs. Air Force Academy, Oct. 27, 1956

Kickoff Return*

100 yards D'Maujeric Tucker vs Tarleton State, Oct. 18, 2014

100 yards Corey White, vs. SW Oklahoma, Sept. 11, 2004

100 yards Darrell Whitaker, vs. N.M. Highlands, Sept. 3, 1994

100 yards Billy Ray Thompson, vs. Western St., Sept. 12, 1993

100 yards Rufus Smith, vs. Howard Payne, Nov. 2, 1985

Interception Return*

100 yards Tonmar Johnson vs. Midwestern State, Nov. 13, 1999

100 yards Justin Hibbler vs. TAMU-Kingsville, Oct. 28, 2000

Blocked FG Return

80 yards Tonmar Johnson, vs. West Texas A&M, Nov. 6, 1999

Comeback for a Victory


32 points 46-14 in 3rd qtr. at East Central (50-46 win), Sept. 15, 1984

* Tied NCAA National Record and LSC Record

In 1999, Tonmar Johnson scored on a 100-yard interception return against Midwestern State with 0:17 left in the first half. In 2000, Justin Hibbler intercepted a pass against TAMU-Kingsville and returned it 100 yards for a touchdown on the final play of the first half. In each case, the interception return gave ENMU a 28-7 halftime lead. ENMU went on to defeat Midwestern State, 38-13, and TAMU-Kingsville, 35-7.



THE WAGON WHEEL GAME



The winner of the Eastern New Mexico University-West Texas A&M University football game receives the traveling Wagon Wheel Trophy. The annual battle for the Wagon Wheel began in 1986, when the teams resumed play 41 years after the first game in 1945. Since 1986, ownership of the wheel has been contested every year except 1991, when West Texas A&M did not compete in football. Eastern has won four of the last five games in the Wagon Wheel series to even the series, 15-15 (16-16 all-time). The Hounds also won a Lone Star Conference playoff game against the Buffs in 2014.

WAGON WHEEL WINS: ENMU 16, WEST TEXAS A&M 15


- 1986 at West Texas A&M 50, Eastern N.M. 3
- 1987 West Texas A&M 29, at Eastern N.M. 7
- 1988 at West Texas A&M 34, Eastern N.M. 15
- 1989 at Eastern N.M. 21, West Texas A&M 17
- 1990 Eastern N.M. 32, at West Texas A&M 0
- 1992 Eastern N.M. 56, at West Texas A&M 0
- 1993 West Texas A&M 35, at Eastern N.M. 34
- 1994 Eastern N.M. 48, at West Texas A&M 38
- 1995 at Eastern N.M. 10, West Texas A&M 7
- 1996 Eastern N.M. 31, at West Texas A&M 21
- 1997 West Texas A&M 35, at Eastern N.M. 34 (OT)
- 1998 at West Texas A&M 13, Eastern N.M. 10
- 1999 at Eastern N.M. 24, West Texas A&M 16
- 2000 Eastern N.M. 49, at West Texas A&M 21
- 2001 @ Eastern N.M. 41, West Texas A&M 27
- 2002 Eastern N.M. 27, @ West Texas A&M 16
- 2003 West Texas A&M 49, @ Eastern N.M. 23
- 2004 @ Eastern N.M. 21, West Texas A&M 20
- 2005 at West Texas A&M 52, Eastern N.M. 51 OT
- 2006 West Texas A&M 21, at Eastern N.M. 14
- 2007 at West Texas A&M 61, Eastern N.M. 31
- 2008 West Texas A&M 51, at Eastern N.M. 27
- 2009 at West Texas A&M 34, Eastern N.M. 24
- 2011 at West Texas A&M 52, Eastern N.M. 21
- 2012 West Texas A&M 44, at Eastern N.M. 21
- 2013 Eastern N.M. 39, at West Texas A&M 38
- 2014 at Eastern N.M. 31, West Texas A&M 21
- 2015 at West Texas A&M 52, Eastern N.M. 42
- 2016 at Eastern N.M. 9, West Texas A&M 30
- 2017 Eastern N.M. 28, at West Texas A&M 14
- 2018 Eastern, N.M. 28, at West Texas A&M 0

FIRST GAME IN OVERALL SERIES

1945 at West Texas A&M 57, Eastern N.M. 6

ALL-TIME SERIES WINS:

ENMU 17, West Texas A&M 16



1999
ENMU, 24-16
Greyhound
Stadium

2000
ENMU, 49-21
Canyon,
Texas



2001
ENMU, 41-27
Greyhound
Stadium

2002
ENMU, 27-16
Canyon,
Texas



2004
ENMU, 21-20
Greyhound
Stadium

2016
ENMU, 39-30
Al Whitehead Field at
Greyhound Stadium



2018
ENMU, 28-0
Canyon, Texas; Kimbrough Memorial Stadium



THE LEE PROFILE



KELLEY LEE

HEAD COACH

THIRD SEASON

- 17-9 through first two seasons and counting at the helm
- Joined ENMU coaching staff in 2012 as offensive coordinator
- Top five nationally ranked rushing offense the last five seasons
- Undefeated in trophy games (3-0) since becoming head coach

Kelley Lee is entering his third year as Head Football Coach at Eastern New Mexico University in 2019 and his seventh overall.

Prior to being named head coach, Lee spent the last five seasons as ENMU's offensive coordinator and built one of the most dominant run games and efficient passing games in the Lone Star Conference and NCAA Division II.

Year two of the Kelley Lee era saw the Hounds take on five opponents throughout the season that were ranked or receiving votes in the national polls, finishing with a record of 5-6. Eastern took defending national champions Texas A&M-Commerce and defending Lone Star Conference Champions Midwestern State down to the wire inside Greyhound Stadium and shutout arch-rival West Texas A&M for the first time since 1992 on the road in Canyon, Texas.

The ground attack continued to prove as one of the nation's best throughout the 2018 season, ranking fourth in all of Division II (284.5 ypg) and tops in the Lone Star Conference. Paul Terry replaced Kamal Cass at the fullback position and worked his way towards a First Team All-LSC selection. Eastern New Mexico was represented by a total of 18 Greyhounds on the all-conference list at season's end.

The Hounds also ranked in the top-25 nationally in six other categories: redzone offense (9th, 89%), kick return defense (11th, 15.8), time of possession (16th, 32:32.0), 4th down defense (19th, 30%), and 4th down offense (22nd, 64%).

In his first year as head coach in 2017, Lee led the Greyhounds to an 8-2 overall record with a 6-2 mark in LSC play. ENMU led all of Division II in three categories during the season in rushing offense (352.7 ypg),

time of possession (36:40), and least amount of passes intercepted by opponents (2). Defensively, ENMU led the LSC in rushing defense at 80.8 ypg, which ranked sixth in Division II. The Greyhounds finished the season ranked in the top-25 statistically in yards per completion (7th, 15.75), 4th down conversion pct on defense (11th, .286), 3rd down conversion pct on defense (24th, .321), and defensive first downs allowed in a season (18th, 174). Running back Kamal Cass was named a AFCA First Team All-American and a D2Football.com Second Team All-American under Lee. Cass was also named the LSC Offensive Back of the Year to go along with First Team All-LSC honors. Overall, ENMU had 16 players named All-LSC, two named Academic All-LSC, one All-Region player, One Academic Athletic of the Year, and three LSC Player of the Week accolades.

Lee joined the Eastern New Mexico University football coaching staff in 2012 after a stint at Valencia High School, where he served as the athletic coordinator and head football coach. Since coming to ENMU he has served as the offensive coordinator and helped ENMU achieve the No. 1 rated rushing offense in the Lone Star Conference with 345 yards per game in 2015. While at ENMU, the team has seen three offensive players named All-Americans under Lee's guidance and made their first Division II bowl appearance ever, appearing in the C.H.A.M.P.S. Heart of Texas Bowl in 2015 and again in 2016.

In his ground attack, Lee tutored two running backs that have set the single-season record for rushing yards and career record for rushing yards with E'lon Spight (1,611; 2014) and Kamal Cass (4,301; 2014-17), respectively. Under Lee, Cass led the LSC in rushing yards in 2015 (1,514);

2016 (1,191); and 2017 (1,443).

Prior to ENMU, Lee took over a program at Valencia that was 1-9 and quickly turned them into a contender going 26-9 and reached the state playoffs all three years. In 2011, Kelley was named the Metro Coach of the Year when VHS posted an 11-1 record and led the state, averaging 50.5 points per game.

Lee also served at the offensive coordinator/assistant head coach at Midland College in 2008 where the offense ranked first in the NAIA in red zone efficiency and in the top-10 in rushing offense and fourth-down conversions.

In 2006 and 2007 Lee was the offensive coordinator/recruiting coordinator at NMMI where they finished second in the nation in rushing offense both years. In 2006 Lee directed an offense at NMMI that finished fourth in the Nation in total offense. In 2002 and 2003 Coach Lee was a graduate assistant for the Greyhounds where he coached running backs and quarterbacks respectively.

Lee earned his Bachelor of Science degree in 2000 from Western New Mexico University where he played quarterback for the Mustangs. Lee is a graduate of Hot Springs High School in New Mexico. A three-sport athlete while at Hot Springs, Lee played in four state championships in football, basketball and won state track titles in the discus and shot put.

Kelley is married to Melissa Lee, who is a former track and field athlete and coach at ENMU. They have two children, Kingston and Croix. Lee's father is in the National High School Hall of Fame and his sister (Tasha Fischer) is an Assistant Athletic Director for Compliance at Florida State.

Kelley Lee's Resume

Year(s)	Team	Job Title
2002-03	ENMU	Graduate Assistant
2006-07	NMMI	Assistant Coach
2008	Midland	Assistant Head Coach
2009-11	Valencia HS	Head Coach
2012-16	ENMU	Assistant Coach
2017-Pres.	ENMU	Head Coach

Record at ENMU: 17-9 (3rd season)
Career Record: Same



Eastern New Mexico

Sept. 7	Missouri S&T	W
Sept. 14	at Colorado Mesa	W
Sept. 21	at Texas A&M-Commerce*	L
Sept. 28	Texas A&M-Kingsville*	W
Oct. 5	at Midwestern State*	W
Oct. 12	Tarleton State*	6 p.m.
Oct. 19	at Western New Mexico*	6 p.m.
Oct. 26	West Texas A&M*	6 p.m.
Nov. 2	at UT Permian Basin*	7 p.m.
Nov. 9	Angelo State*	6 p.m.
Nov. 16	at Western Oregon	2 p.m.

Missouri S&T

Sept. 7	at Eastern New Mexico	L
Sept. 14	Azusa Pacific	W
Sept. 21	Miles	W
Sept. 28	at William Jewell*	W
Oct. 5	Quincy*	W
Oct. 12	at Texas Southern	2 p.m.
Oct. 19	at Truman State*	2 p.m.
Oct. 26	at Indianapolis*	5 p.m.
Nov. 2	Southwest Baptist*	1 p.m.
Nov. 9	at Lindenwood*	1 p.m.
Nov. 16	McKendree*	1 p.m.

Colorado Mesa

Sept. 7	at South Dakota Mines*	W
Sept. 14	at Eastern New Mexico	L
Sept. 21	Western St. Colorado*	L
Sept. 28	at Chadron State*	W
Oct. 5	Colorado Mines*	L
Oct. 12	Fort Lewis*	7 p.m.
Oct. 19	at CSU-Pueblo*	2 p.m.
Oct. 26	Black Hills State*	1 p.m.
Nov. 2	at Dixie State*	1 p.m.
Nov. 9	at Adams State*	1 p.m.
Nov. 16	N.M. Highlands*	1 p.m.

Texas A&M-Commerce

Sept. 7	Seleccion Nuevo Leon	W
Sept. 14	at Western Oregon	W
Sept. 21	Eastern New Mexico*	W
Sept. 28	at CSU-Pueblo	L
Oct. 5	at Texas A&M-Kingsville*	W
Oct. 12	at Midwestern State*	6 p.m.
Oct. 19	at Tarleton State*	6 p.m.
Oct. 26	Western New Mexico*	4 p.m.
Nov. 2	at West Texas A&M*	4 p.m.
Nov. 9	UT Permian Basin*	4 p.m.
Nov. 16	at Angelo State*	4 p.m.

Texas A&M-Kingsville

Sept. 7	Saginaw Valley State	L
Sept. 14	Sul Ross State	W
Sept. 21	Angelo State*	L
Sept. 28	at Eastern New Mexico*	L
Oct. 5	Texas A&M-Commerce*	L
Oct. 12	Western Oregon	7 p.m.
Oct. 19	at Midwestern State*	7 p.m.
Oct. 26	Tarleton State*	7 p.m.
Nov. 2	at Western New Mexico*	1 p.m.
Nov. 9	West Texas A&M*	7 p.m.
Nov. 16	at UT Permian Basin*	6 p.m.

Midwestern State

Sept. 7	at Northwestern State	W
Sept. 14	at Lindenwood	W
Sept. 21	UT Permian Basin*	W
Sept. 28	at Angelo State*	L
Oct. 5	Eastern New Mexico*	L
Oct. 12	at Texas A&M-Commerce*	6 p.m.
Oct. 19	Texas A&M-Kingsville*	7 p.m.
Oct. 26	at Western Oregon	3 p.m.
Nov. 2	Tarleton State*	2 p.m.
Nov. 9	Western New Mexico*	1 p.m.
Nov. 16	at West Texas A&M*	2 p.m.

Tarleton State

Sept. 7	Stephen F. Austin	W
Sept. 14	Doane	W
Sept. 21	West Texas A&M*	W
Sept. 28	at UT Permian Basin*	W
Oct. 5	Angelo State*	W
Oct. 12	at Eastern New Mexico*	7 p.m.
Oct. 19	Texas A&M-Commerce*	6 p.m.
Oct. 26	at Texas A&M-Kingsville*	7 p.m.
Nov. 2	Midwestern State*	2 p.m.
Nov. 9	at William Jewell	1 p.m.
Nov. 16	at Western New Mexico*	1 p.m.

Western New Mexico

Sept. 7	at Ottawa (Ariz.)	L
Sept. 14	at Northern Arizona	L
Sept. 21	Central Washington	L
Sept. 28	at West Texas A&M*	L
Oct. 5	UT Permian Basin*	W
Oct. 12	at Angelo State*	3 p.m.
Oct. 19	Eastern New Mexico*	6 p.m.
Oct. 26	at Texas A&M-Commerce*	3 p.m.
Nov. 2	Texas A&M-Kingsville*	6 p.m.
Nov. 9	at Midwestern State*	12 p.m.
Nov. 16	Tarleton State*	12 p.m.

West Texas A&M

Sept. 7	Azusa Pacific	W
Sept. 14	at William Jewell	W
Sept. 21	at Tarleton State*	L
Sept. 28	Western New Mexico*	W
Oct. 5	Central Washington	W
Oct. 12	at UT Permian Basin*	TBD
Oct. 19	Angelo State*	4 p.m.
Oct. 26	at Eastern New Mexico*	7 p.m.
Nov. 2	Texas A&M-Commerce*	4 p.m.
Nov. 9	at Texas A&M-Kingsville*	7 p.m.
Nov. 16	Midwestern State*	2 p.m.

UT Permian Basin

Sept. 7	Wayland Baptist	W
Sept. 14	Northern Michigan	W
Sept. 21	at Midwestern State*	L
Sept. 28	Tarleton State*	L
Oct. 5	at Western New Mexico*	L
Oct. 12	West Texas A&M*	TBA
Oct. 19	at Chadron State	1 p.m.
Oct. 26	at Angelo State*	4 p.m.
Nov. 2	Eastern New Mexico*	6 p.m.
Nov. 9	at Texas A&M-Commerce*	4 p.m.
Nov. 16	Texas A&M-Kingsville*	6 p.m.

Angelo State

Sept. 5	Western Oregon	W
Sept. 14	Simon Fraser	W
Sept. 21	at Texas A&M-Kingsville*	W
Sept. 28	Midwestern State*	W
Oct. 5	at Tarleton State*	L
Oct. 12	Western New Mexico*	4 p.m.
Oct. 19	at West Texas A&M*	4 p.m.
Oct. 26	UT Permian Basin*	4 p.m.
Nov. 2	at Adams State	2 p.m.
Nov. 9	at Eastern New Mexico*	6 p.m.
Nov. 16	Texas A&M-Commerce*	4 p.m.

Western Oregon

Sept. 5	at Angelo State	L
Sept. 14	Texas A&M-Commerce	L
Sept. 21	at Azusa Pacific*	W
Sept. 28	at Central Washington*	W
Oct. 5	Simon Fraser*	W
Oct. 12	at Texas A&M-Kingsville	5 p.m.
Oct. 19	at Central Washington*	1 p.m.
Oct. 26	Midwestern State	1 p.m.
Nov. 2	at Simon Fraser *	1 p.m.
Nov. 9	Azusa Pacific*	1 p.m.
Nov. 16	Eastern New Mexico	1 p.m.

*Conference Game
 ^All time listed are local to each teams schedule

2019 LSC STANDINGS

	LSC				OVERALL		
	W	L	Pct.		W	L	Pct.
TSU	3	0	1.000		5	0	1.000
TAMUC	2	0	0.000		3	1	0.750
ASU	2	1	0.667		4	1	0.800
ENMU	2	1	0.667		4	1	0.800
WTAMU	1	1	0.500		4	1	0.800
WNMU	1	1	0.500		1	4	0.200
MSU	1	2	0.333		3	2	0.600
UTPB	0	3	0.000		2	3	0.400
TAMUK	0	3	0.000		1	4	0.200

WEEK 6 IN THE LSC

Saturday, Oct. 12

Western New Mexico at Angelo State* 4 p.m.
 Midwestern State at Texas A&M-Commerce* 6 p.m.
 West Texas A&M at UT Permian Basin* 6 p.m.
 Western Oregon at Texas A&M-Kingsville 7 p.m.
Tarleton State at Eastern New Mexico* 7 p.m.

*LSC game
 ^All time listed are Central

2019 GAME RESULTS

	OVERALL	HOME	AWAY	NEUT
ALL GAMES	(4-1)	(2-0)	(2-1)	(0-0)
CONFERENCE	(2-1)	(1-0)	(1-1)	(0-0)
NON-CONFERENCE	(2-0)	(1-0)	(1-0)	(0-0)

DATE	OPPONENT	W/L	SCORE	REC.	TIME	ATT.
Sep 07	MISSOURI S&T	W	35-28	1-0-0	2:50	2,216
Sep 14	at COLORADO MESA	W	44-37 (ot)	2-0-0	3:20	3,357
Sep 21	at TEXAS A&M-COMMERCE	L	45-27	2-1-0	2:55	7,968
Sep 28	TEXAS A&M-KINGSVILLE	W	48-34	3-1-0	4:52	3,142
Oct 5	at MIDWESTERN STATE	W	27-24	4-1-0	2:45	7,111

* - LSC Game

2019 TEAM STATISTICS

	ENMU	Opponents				
SCORING	181	168				
Points Per Game	36.2	33.6				
Points Off Turnovers	45	35				
FIRST DOWNS	133	103				
Rushing	108	36				
Passing	14	50				
Penalty	11	17				
RUSHING YARDAGE	2098	687				
Yards gained rushing	2190	778				
Yards lost rushing	92	91				
Rushing Attempts	361	149				
Average Per Rush	5.8	4.6				
Average Per Game	419.6	137.4				
TDs Rushing	18	8				
PASSING YARDAGE	292	1126				
Comp-Att-Int	22-46-2	83-137-6				
Average Per Pass	6.3	8.2				
Average Per Catch	13.3	13.6				
Average Per Game	58.4	225.2				
TDs Passing	3	11				
TOTAL OFFENSE	2390	1813				
Total Plays	407	286				
Average Per Play	5.9	6.3				
Average Per Game	478.0	362.6				
KICK RETURNS: #-Yards	15-221	24-514				
PUNT RETURNS: #-Yards	3-70	7-152				
INT RETURNS: #-Yards	6-31	2--1				
KICK RETURN AVERAGE	14.7	21.4				
PUNT RETURN AVERAGE	23.3	21.7				
INT RETURN AVERAGE	5.2	-0.5				
FUMBLES-LOST	10-5	11-8				
PENALTIES-Yards	40-359	32-316				
Average Per Game	71.8	63.2				
PUNTS-Yards	17-607	12-466				
Average Per Punt	35.7	38.8				
Net punt average	23.2	33.0				
KICKOFFS-Yards	32-1798	32-1865				
Average Per Kick	56.2	58.3				
Net kick average	34.7	40.4				
TIME OF POSSESSION/Game	36:48	22:42				
3RD-DOWN Conversions	43/82	20/46				
3rd-Down Pct	52%	43%				
4TH-DOWN Conversions	6/10	2/6				
4th-Down Pct	60%	33%				
SACKS BY-Yards	7-48	4-22				
MISC YARDS	0	20				
TOUCHDOWNS SCORED	23	22				
FIELD GOALS-ATTEMPTS	7-10	5-5				
ON-SIDE KICKS	0-0	0-0				
RED-ZONE SCORES	(20-26) 77%	(19-19) 100%				
RED-ZONE TOUCHDOWNS	(16-26) 62%	(15-19) 79%				
PAT-ATTEMPTS	(20-21) 95%	(21-22) 95%				
ATTENDANCE	5358	18436				
Games/Avg Per Game	2/2679	3/6145				
Neutral Site Games		0/0				
SCORE BY QTR	1	2	3	4	OT	TOTAL
Eastern N.M.	27	44	59	44	7	181
Opponents	41	31	59	37	0	168

2019 INDIVIDUAL STATISTICS

RUSHING	GP	Att	Gain	Loss	Net	Avg	TD	Long	Avg/G
Paul Terry	5	153	904	17	887	5.8	5	38	177.4
Wyatt Strand	5	98	522	39	483	4.9	7	37	96.6
Johnny Smith	5	53	352	16	336	6.3	2	50	67.2
Darryl Wiggins	5	25	180	5	175	7.0	2	16	35.0
Justin Manyweather	5	8	91	4	87	10.9	1	69	17.4
Tafari Gomillion	4	7	55	0	55	7.9	0	26	13.8
Currie Thomason	5	7	32	1	31	4.4	0	12	6.2
Tyreick Branch	5	4	27	2	25	6.2	0	16	5.0
Vicen'te Walker	5	1	20	8	12	12.0	1	0	2.4
Sultaan Sulivan	2	4	6	0	6	1.5	0	3	3.0
Matthew Askew-Betts	2	1	1	0	1	1.0	0	1	0.5
Total.....	5	361	2190	92	2098	5.8	18	69	419.6
Opponents.....	5	149	778	91	687	4.6	8	69	137.4

PASSING	G	Effic	Comp-Att-Int	Pct	Yds	TD	Long	Avg/G
Wyatt Strand	5	114.0	22-46-2	47.8	292	3	50	58.4
Total.....	5	114.0	22-46-2	47.8	292	3	50	58.4
Opponents.....	5	147.4	83-137-6	60.6	1126	11	73	225.2

RECEIVING	G	No.	Yds	Avg	TD	Long	Avg/G
Zachery Fields	5	10	175	17.5	3	50	35.0
Johnny Smith	5	5	63	12.6	0	22	12.6
Justin Manyweather	5	3	45	15.0	0	23	9.0
Paul Terry	5	2	6	3.0	0	3	1.2
Darryl Wiggins	5	2	3	1.5	0	3	0.6
Total.....	5	22	292	13.3	3	50	58.4
Opponents.....	5	83	1126	13.6	11	73	225.2

PUNT RETURNS	No.	Yds	Avg	TD	Long
Justin Manyweather	3	70	23.3	1	70
Total.....	3	70	23.3	1	70
Opponents.....	7	152	21.7	3	55

INTERCEPTIONS	No.	Yds	Avg	TD	Long
Vicen'te Walker	2	0	0.0	0	0
Charles Countee	2	21	10.5	0	21
Lamontre Huval	1	10	10.0	0	10
Mazin Richards	1	0	0.0	0	0
Total.....	6	31	5.2	0	21
Opponents.....	2	-1	-0.5	0	0

KICK RETURNS	No.	Yds	Avg	TD	Long
Justin Manyweather	5	53	10.6	0	20
Johnny Smith	4	76	19.0	0	34
Dexter Carter	4	90	22.5	0	32
Darryl Wiggins	1	0	0.0	0	0
Matthew Askew-Betts	1	2	2.0	0	0
Total.....	15	221	14.7	0	34
Opponents.....	24	514	21.4	0	66

FUMBLE RETURNS	No.	Yds	Avg	TD	Long
Quincy Arceneaux	1	56	56.0	1	56
Total.....	1	56	56.0	1	56
Opponents.....	1	2	2.0	0	2

SCORING	TD	PATs							
		FGs	Kick	Rush	Rcv	Pass	DXP	Saf	Pts
Wyatt Strand	7	0-0	0-0	0-0	0	1-2	0	0	42
Tyler Vargas	0	7-10	20-21	0-0	0	0-0	0	0	41
Paul Terry	5	0-0	0-0	0-0	0	0-0	0	0	30
Zachery Fields	3	0-0	0-0	0-0	0	0-0	0	0	18
Johnny Smith	2	0-0	0-0	0-0	1	0-0	0	0	14
Darryl Wiggins	2	0-0	0-0	0-0	0	0-0	0	0	12
Justin Manyweather	2	0-0	0-0	0-0	0	0-0	0	0	12
Vicen'te Walker	1	0-0	0-0	0-0	0	0-0	0	0	6
Quincy Arceneaux	1	0-0	0-0	0-0	0	0-0	0	0	6
Total.....	23	7-10	20-21	0-0	1	1-2	0	0	181
Opponents.....	22	5-5	21-22	0-0	0	0-0	0	0	168

PUNTING	No.	Yds	Avg	Long	TB	FC	120	50+	Blkd
Tyler Vargas	15	607	40.5	54	3	4	1	2	2
TEAM	2	0	0.0	0	0	0	0	0	0
Total.....	17	607	35.7	54	3	4	1	2	2
Opponents.....	12	466	38.8	50	0	5	5	1	0

FIELD GOALS	FG-A	Pct	01-19	20-29	30-39	40-49	50+	Lg	Blk
Tyler Vargas	7-10	70.0	0-0	3-4	2-3	2-2	0-1	47	1

KICKOFFS	No.	Yds	Avg	TB	OB	Retn	Net YdLn
Tyler Vargas	32	1798	56.2	7	1		
Total.....	32	1798	56.2	7	1	21.4	34.7
Opponents.....	32	1865	58.3	14	0	14.7	40.4



FG SEQUENCE ()=made field goal	Eastern New Mexico	OPPONENTS
Missouri S&T	50	-
Colorado Mesa	(24),(29)	(26)
Tex. A&M-Commerce	(26),(42)	(43)
Tex. A&M-Kingsville	(30),(39)	(30),(24)
Midwestern State	33,(47),(23)	(35)

Numbers in (parentheses) indicate field goal was made.

ALL-PURPOSE	G	Rush	Rec	PR	KOR	IR	Tot	Avg/G
Paul Terry	5	887	6	0	0	0	893	178.6
Wyatt Strand	5	483	0	0	0	0	483	96.6
Johnny Smith	5	336	63	0	76	0	475	95.0
Justin Manyweather	5	87	45	70	53	0	255	51.0
Darryl Wiggins	5	175	3	0	0	0	178	35.6
Zachery Fields	5	0	175	0	0	0	175	35.0
Dexter Carter	5	0	0	0	90	0	90	18.0
Tafari Gomillion	4	55	0	0	0	0	55	13.8
Currie Thomason	5	31	0	0	0	0	31	6.2
Tyreick Branch	5	25	0	0	0	0	25	5.0
Charles Countee	5	0	0	0	0	21	21	4.2
Vicen'te Walker	5	12	0	0	0	0	12	2.4
Lamontre Huval	5	0	0	0	0	10	10	2.0
Sultaan Sullivan	2	6	0	0	0	0	6	3.0
Matthew Askew-Betts 2	1	0	0	0	2	0	3	1.5
Total.....	5	2098	292	70	221	31	2712	542.4
Opponents.....	5	687	1126	152	514	-1	2478	495.6

TOTAL OFFENSE	GP	Plays	Rush	Pass	Total	Avg/G
Paul Terry	5	153	887	0	887	177.4
Wyatt Strand	5	144	483	292	775	155.0
Johnny Smith	5	53	336	0	336	67.2
Darryl Wiggins	5	25	175	0	175	35.0
Justin Manyweather	5	8	87	0	87	17.4
Tafari Gomillion	4	7	55	0	55	13.8
Currie Thomason	5	7	31	0	31	6.2
Tyreick Branch	5	4	25	0	25	5.0
Vicen'te Walker	5	1	12	0	12	2.4
Sultaan Sullivan	2	4	6	0	6	3.0
Matthew Askew-Betts	2	1	1	0	1	0.5
Total.....	5	407	2098	292	2390	478.0
Opponents.....	5	286	687	1126	1813	362.6

2019 OVERALL DEFENSIVE STATISTICS

	Tackles			Total	TFL	Yds	Sacks		Pass Defense		BU	PD	Qbh	Fumbles		FF	Blkd Kick	Saf
	GP	Solo	Ast				No	Yds	Int	Yds				Rcv	Yds			
18	Lamontre Huval	5	17	17	34	2.0	-6	1.0	-4	1	-10	.	1	2	.	.	.	
40	Noah Sweitzer	5	18	14	32	1.5	-5	3	3	2	1	-0	1	
11	Charles Countee	5	17	10	27	2.5	-4	.	.	2	-21	3	5	.	1	-0	.	
23	Vicen'te Walker	5	16	8	24	2	-0	1	3	
24	Connor Sosa	5	10	11	21	1.0	-2	
12	Quincy Arceneaux	5	10	9	19	4.0	-27	2.0	-21	.	.	1	1	3	2	-56	2	
20	Ricky Barfield	5	12	5	17	1.5	-2	2	2	.	.	.	1	
99	Jamar Claibourn	5	5	9	14	2.0	-5	1	-0	1	
94	Rakeem Hatchett	5	3	11	14	1.5	-4	1	-0	.	
8	De'John Burns	5	9	3	12	2.0	-17	1.0	-13	.	.	1	1	.	1	-0	1	
22	Ryan Moore	5	9	3	12	5	5	
44	Mazin Richards	5	8	4	12	4.0	-15	3.0	-10	1	-0	.	1	1	.	.	.	
14	Roope Henry	4	3	6	9	1.5	-4	1	.	.	.	
33	Emilio Rodriguez	4	4	1	5	
43	Raul Montalvo	4	1	4	5	
32	Daniel Garces	5	2	2	4	0.5	-3	1	.	.	.	
29	Colby Russ	4	3	1	4	
27	Davon Conyers	4	3	.	3	
37	Xavier Jackson	2	1	2	3	
97	Rapi Sotoa	5	.	3	3	
48	Troy Bethsold	5	3	.	3	
21	Deon Lee	4	1	1	2	
19	Malik Goss	2	1	1	2	
17	Tyreick Branch	5	.	2	2	
86	Tyler Vargas	5	2	.	2	
15	Dexter Carter	5	.	1	1	
34	Matthew Askew-Betts 2	1	.	1	1	
9	Justin Manyweather	5	1	.	1	
5	Darryl Wiggins	5	1	.	1	1	-0	.	
9	Jared Jones	1	.	1	1	
Total.....	5	160	130	290	24	-94	7	-48	6	-31	16	22	10	8	-56	6	4	
Opponents.....	5	240	251	491	31	-81	4	-22	2	-1	6	8	8	5	-2	4	3	



ENMU 2019 INDIVIDUAL SUPERLATIVES

Rushes	40	Paul Terry at Midwestern State (Oct 05, 2019)
Yards Rushing	225	Paul Terry at Midwestern State (Oct 05, 2019)
TD Rushes	3	Paul Terry vs Missouri S&T (Sep 07, 2019)
		Wyatt Strand at Colorado Mesa (Sep 14, 2019)
Long Rush	69	Justin Manyweather at Colorado Mesa (Sep 14, 2019)
Pass attempts	15	Wyatt Strand at Tex. A&M-Commerce (Sep 21, 2019)
Pass completions	6	Wyatt Strand at Colorado Mesa (Sep 14, 2019)
Yards Passing	127	Wyatt Strand at Colorado Mesa (Sep 14, 2019)
TD Passes	1	Wyatt Strand vs Missouri S&T (Sep 07, 2019)
		Wyatt Strand at Colorado Mesa (Sep 14, 2019)
		Wyatt Strand vs Tex. A&M-Kingsville (Sep 28, 2019)
Long Pass	50	Wyatt Strand at Colorado Mesa (Sep 14, 2019)
Receptions	4	Zachery Fields at Colorado Mesa (Sep 14, 2019)
Yards Receiving	110	Zachery Fields at Colorado Mesa (Sep 14, 2019)
TD Receptions	1	Zachery Fields vs Missouri S&T (Sep 07, 2019)
		Zachery Fields at Colorado Mesa (Sep 14, 2019)
		Zachery Fields vs Tex. A&M-Kingsville (Sep 28, 2019)
Long Reception	50	Zachery Fields at Colorado Mesa (Sep 14, 2019)
Field Goals	2	Tyler Vargas at Tex. A&M-Commerce (Sep 21, 2019)
		Tyler Vargas vs Tex. A&M-Kingsville (Sep 28, 2019)
		Tyler Vargas at Midwestern State (Oct 05, 2019)
Long Field Goal	47	Tyler Vargas at Midwestern State (Oct 05, 2019)
Punts	5	Tyler Vargas at Tex. A&M-Commerce (Sep 21, 2019)
Punting Avg	44.7	Tyler Vargas at Colorado Mesa (Sep 14, 2019)
Long Punt	54	Tyler Vargas at Colorado Mesa (Sep 14, 2019)
Punts inside 20	1	Tyler Vargas at Colorado Mesa (Sep 14, 2019)
Long Punt Return	70	Justin Manyweather at Midwestern State (Oct 05, 2019)
Long Kickoff Return	34	Johnny Smith at Tex. A&M-Commerce (Sep 21, 2019)
Tackles	12	Lamontre Huval vs Missouri S&T (Sep 07, 2019)
Sacks	3.0	Mazin Richards vs Tex. A&M-Kingsville (Sep 28, 2019)
Tackles For Loss	3.0	Mazin Richards vs Tex. A&M-Kingsville (Sep 28, 2019)
		Quincy Arceneaux vs Tex. A&M-Kingsville (Sep 28, 2019)
Interceptions	1	Vicen'te Walker vs Missouri S&T (Sep 07, 2019)
		Lamontre Huval at Colorado Mesa (Sep 14, 2019)
		Vicen'te Walker at Tex. A&M-Commerce (Sep 21, 2019)
		Mazin Richards vs Tex. A&M-Kingsville (Sep 28, 2019)
		Charles Countee vs Tex. A&M-Kingsville (Sep 28, 2019)
		Charles Countee at Midwestern State (Oct 05, 2019)

ENMU 2019 TEAM SUPERLATIVES

Rushes	77	vs Missouri S&T (Sep 07, 2019)
		at Midwestern State (Oct 05, 2019)
Yards Rushing	515	vs Tex. A&M-Kingsville (Sep 28, 2019)
Yards Per Rush	7.8	vs Tex. A&M-Kingsville (Sep 28, 2019)
TD Rushes	5	vs Tex. A&M-Kingsville (Sep 28, 2019)
Pass attempts	15	at Tex. A&M-Commerce (Sep 21, 2019)
Pass completions	6	at Colorado Mesa (Sep 14, 2019)
Yards Passing	127	at Colorado Mesa (Sep 14, 2019)
Yards Per Pass	10.6	at Colorado Mesa (Sep 14, 2019)
TD Passes	1	vs Missouri S&T (Sep 07, 2019)
		at Colorado Mesa (Sep 14, 2019)
		vs Tex. A&M-Kingsville (Sep 28, 2019)
Total Plays	86	at Colorado Mesa (Sep 14, 2019)
Total Offense	567	at Colorado Mesa (Sep 14, 2019)
Yards Per Play	7.7	vs Tex. A&M-Kingsville (Sep 28, 2019)
Points	48	vs Tex. A&M-Kingsville (Sep 28, 2019)
Sacks By	4	vs Tex. A&M-Kingsville (Sep 28, 2019)
First Downs	30	vs Tex. A&M-Kingsville (Sep 28, 2019)
Penalties	12	at Colorado Mesa (Sep 14, 2019)
		vs Tex. A&M-Kingsville (Sep 28, 2019)
Penalty Yards	114	at Colorado Mesa (Sep 14, 2019)
Turnovers	2	at Tex. A&M-Commerce (Sep 21, 2019)
		at Midwestern State (Oct 05, 2019)
Interceptions By	2	vs Tex. A&M-Kingsville (Sep 28, 2019)
Punts	5	at Colorado Mesa (Sep 14, 2019)
		at Tex. A&M-Commerce (Sep 21, 2019)
Punting Avg	43.0	at Midwestern State (Oct 05, 2019)
Long Punt	54	at Colorado Mesa (Sep 14, 2019)
Punts inside 20	1	at Colorado Mesa (Sep 14, 2019)
Long Punt Return	70	at Midwestern State (Oct 05, 2019)

OPPONENT 2019 INDIVIDUAL SUPERLATIVES

Rushes	23	Steven Rogers, at Midwestern State (Oct 05, 2019)
Yards Rushing	165	Steven Rogers, at Midwestern State (Oct 05, 2019)
TD Rushes	2	A. Anderson, at Midwestern State (Oct 05, 2019)
Long Rush	69	Moya, Aaron, vs Missouri S&T (Sep 07, 2019)
Pass attempts	33	A. Howard, at Colorado Mesa (Sep 14, 2019)
Pass completions	21	A. Howard, at Colorado Mesa (Sep 14, 2019)
Yards Passing	255	Cade Dyal, vs Tex. A&M-Kingsville (Sep 28, 2019)
TD Passes	4	Miklo Smalls, at Tex. A&M-Commerce (Sep 21, 2019)
Long Pass	73	Miklo Smalls, at Tex. A&M-Commerce (Sep 21, 2019)
Receptions	8	Donte Ross, vs Tex. A&M-Kingsville (Sep 28, 2019)
Yards Receiving	151	Donte Ross, vs Tex. A&M-Kingsville (Sep 28, 2019)
TD Receptions	2	J. Bridges, at Tex. A&M-Commerce (Sep 21, 2019)
		Chance Cooper, at Tex. A&M-Commerce (Sep 21, 2019)
Long Reception	73	Chance Cooper, at Tex. A&M-Commerce (Sep 21, 2019)
Field Goals	2	Romario Perez, vs Tex. A&M-Kingsville (Sep 28, 2019)
Long Field Goal	43	Jake Viquez, at Tex. A&M-Commerce (Sep 21, 2019)
Punts	3	I. Maestas, at Colorado Mesa (Sep 14, 2019)
		J.P. Cognasi, at Midwestern State (Oct 05, 2019)
Punting Avg	46.0	Gabe Sanchez, at Midwestern State (Oct 05, 2019)
Long Punt	50	Karch Kasper, vs Tex. A&M-Kingsville (Sep 28, 2019)
Punts inside 20	2	I. Maestas, at Colorado Mesa (Sep 14, 2019)
Long Punt Return	55	D. Ramsey, at Tex. A&M-Commerce (Sep 21, 2019)
Long Kickoff Return	66	I. Salazar, at Colorado Mesa (Sep 14, 2019)
Tackles	22	Tre Tutt, vs Tex. A&M-Kingsville (Sep 28, 2019)
Sacks	1.0	N. Behbahani, at Tex. A&M-Commerce (Sep 21, 2019)
		Ronathon Elmore, at Tex. A&M-Commerce (Sep 21, 2019)
		Zach Edwards, at Midwestern State (Oct 05, 2019)
Tackles For Loss	2.5	Ronathon Elmore, at Tex. A&M-Commerce (Sep 21, 2019)
Interceptions	1	Camplin, Stefan, vs Missouri S&T (Sep 07, 2019)
		Amos Coleman, vs Tex. A&M-Kingsville (Sep 28, 2019)

OPPONENT 2019 TEAM SUPERLATIVES

Rushes	34	at Colorado Mesa (Sep 14, 2019)
Yards Rushing	209	vs Missouri S&T (Sep 07, 2019)
Yards Per Rush	6.7	vs Missouri S&T (Sep 07, 2019)
TD Rushes	2	vs Missouri S&T (Sep 07, 2019)
		vs Tex. A&M-Kingsville (Sep 28, 2019)
		at Midwestern State (Oct 05, 2019)
Pass attempts	41	at Colorado Mesa (Sep 14, 2019)
Pass completions	24	at Colorado Mesa (Sep 14, 2019)
Yards Passing	279	vs Tex. A&M-Kingsville (Sep 28, 2019)
Yards Per Pass	16.2	at Tex. A&M-Commerce (Sep 21, 2019)
TD Passes	4	at Tex. A&M-Commerce (Sep 21, 2019)
Total Plays	75	at Colorado Mesa (Sep 14, 2019)
Total Offense	411	vs Missouri S&T (Sep 07, 2019)
Yards Per Play	7.9	at Tex. A&M-Commerce (Sep 21, 2019)
Points	45	at Tex. A&M-Commerce (Sep 21, 2019)
Sacks By	2	at Tex. A&M-Commerce (Sep 21, 2019)
First Downs	27	at Colorado Mesa (Sep 14, 2019)
Penalties	10	at Tex. A&M-Commerce (Sep 21, 2019)
Penalty Yards	95	at Tex. A&M-Commerce (Sep 21, 2019)
Turnovers	4	at Colorado Mesa (Sep 14, 2019)
		vs Tex. A&M-Kingsville (Sep 28, 2019)
Interceptions By	1	vs Missouri S&T (Sep 07, 2019)
		vs Tex. A&M-Kingsville (Sep 28, 2019)
Punts	4	at Midwestern State (Oct 05, 2019)
Punting Avg	42.0	vs Tex. A&M-Kingsville (Sep 28, 2019)
Long Punt	50	vs Tex. A&M-Kingsville (Sep 28, 2019)
Punts inside 20	2	at Colorado Mesa (Sep 14, 2019)
Long Punt Return	55	at Tex. A&M-Commerce (Sep 21, 2019)



2019 GAME-BY-GAME STARTERS

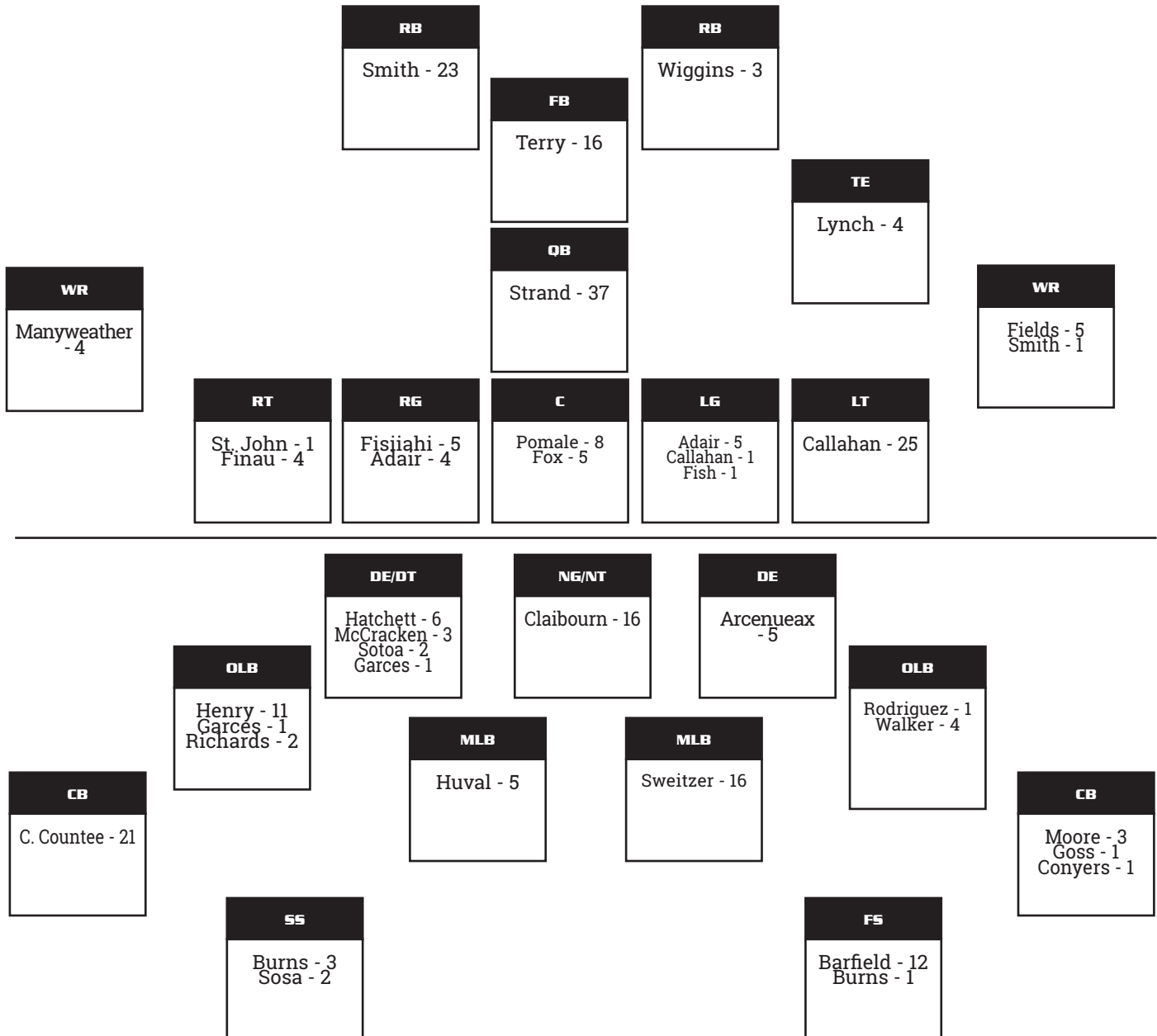
OFFENSE

Game	WR	WR/TE	RB	RB/WR	LT	LG	C	RG	RT	QB	FB
MS&T	Fields	Lynch	Smith	Wiggins	Callahan	Adair	Loftus-Fox	Fisiiahi	St. John	Strand	Terry
CMU	Fields	Lynch	Smith	Manyweather	Callahan	Adair	Loftus-Fox	Fisiiahi	Finau	Strand	Terry
TAMUC	Fields	Lynch	Smith	Manyweather	Callahan	Adair	Loftus-Fox	Fisiiahi	Finau	Strand	Terry
TAMUK	Fields	Lynch	Smith	Wiggins	Callahan	Fish	Pomale	Fisiiahi	Finau	Strand	Terry
MSU	Fields	Lynch	Smith	Manyweather	Callahan	Adair	Pomale	Fisiiahi	Finau	Strand	Terry

DEFENSE

Game	NT/NG	DT/DE	DE	DE/OLB	MLB	MLB	OLB/SS	CB	FS	SS	CB
MS&T	Claibourn	Hatchett	Arceneuax	Henry	Huval	Sweitzer	Rodriguez	Countee	Barfield	Sosa	Moore
CMU	Claibourn	Sotoa	Arceneuax	Henry	Huval	Sweitzer	Walker	Countee	Barfield	Burns	Moore
TAMUC	Claibourn	Sotoa	Arceneuax	Henry	Huval	Sweitzer	Walker	Countee	Barfield	Burns	Goss
TAMUK	Claibourn	Hatchett	Arceneuax	Richards	Huval	Sweitzer	Walker	Countee	Burns	Sosa	Conyers
MSU	Claibourn	Garces	Arceneuax	Richards	Huval	Sweitzer	Walker	Countee	Barfield	Burns	Moore


Career starts by position players during the 2019 season



2019 GAME SUMMARIES

GAME 1 / 9.7.19

MISSOURI S&T **28**
ENMU **35**



Portales, N.M.
Greyhound Stadium
2,216

SCORING BY QUARTERS

Q	1	2	3	4	F
Missouri S&T	14	7	0	7	28
Eastern N.M.	7	14	7	7	35

Qtr Time Team Scoring Play Conversion

1st 08:59 ENMU Paul Terry 9 yd run (Tyler Vargas kick)
07:34 MST Brown, Josh 61 yd pass from Simms, Brennan (Styron, Ben kick)
00:50 MST Simms, Brennan 1 yd run (Styron, Ben kick)
2nd 12:08 ENMU Zachery Fields 15 yd pass from Wyatt Strand (Tyler Vargas kick)
07:47 MST Jones, Deshawn 11 yd run (Styron, Ben kick)
01:41 ENMU Paul Terry 2 yd run (Tyler Vargas kick)
3rd 03:52 ENMU Paul Terry 2 yd run (Tyler Vargas kick)
4th 13:24 MST Clemons, Cameron 27 yd pass from Simms, Brennan (Styron, Ben kick)
04:51 ENMU Johnny Smith 6 yd run (Tyler Vargas kick)

	ENMU	MS&T
FIRST DOWNS	21	28
Rushing	11	26
Passing	8	2
Penalty	2	0
NET YARDS RUSHING	209	472
Rushing Attempts	31	77
Average Per Rush	6.7	6.1
Rushing Touchdowns	2	4
Yards Gained Rushing	216	484
Yards Lost Rushing	7	12
NET YARDS PASSING	202	31
Completions-Attempts-Int	12-22-1	3-6-1
Average Per Attempt	9.2	5.2
Average Per Completion	16.8	10.3
Passing Touchdowns	2	1
TOTAL OFFENSE YARDS	411	503
Total offense plays	53	83
Average Gain Per Play	7.8	6.1
Fumbles: Number-Lost	1-1	0-0
Penalties: Number-Yards	6-76	6-50
PUNTS-YARDS	2-75	1-37
Average Yards Per Punt	37.5	37.0
Net Yards Per Punt	37.5	47.0
Inside 20	1	0
50+ Yards	0	0
Touchbacks	0	0
Fair catch	1	0
KICKOFFS-YARDS	5-295	5-281
Average Yards Per Kickoff	59.0	56.2
Net Yards Per Kickoff	37.4	35.4
Touchbacks	2	2
Fair Catch Yards	0	0
Punt returns: Number-Yards-TD	1-10-0	0-0-0
Average Per Return	-10.0	0.0
Kickoff returns: Number-Yds-TD	3-54-0	3-58-0
Average Per Return	18.0	19.3
Interceptions: Number-Yds-TD	1-1-0	1-0-0
Fumble Returns: Number-Yds-TD	0-0-0	0-0-0
Miscellaneous Yards	0	0
Possession Time	23:54	36:06
1st Quarter	5:56	9:04
2nd Quarter	3:58	11:02
3rd Quarter	10:08	4:52
4th Quarter	3:52	11:08
Third-Down Conversions	6 of 9	13 of 17
Fourth-Down Conversions	0 of 1	0 of 2
Red-Zone Scores-Chances	3-3	4-5
Touchdowns	3-3	4-5
Field goals	0-3	0-5
Sacks By: Number-Yards	1-4	0-0
PAT Kicks	4-4	5-5
Field Goals	0-0	0-1


RUSHING
Missouri S&T-Jones, Deshawn 21-96; Moya, Aaron 5-93; McAlister, Payton 4-19; Simms, Brennan 1-1. Eastern N.M.-Paul Terry 31-189; Johnny Smith 10-103; Wyatt Strand 17-72; Darryl Wiggins 7-37; Tafari Gomillion 4-35; Justin Manyweather 4-17; Currie Thomason 2-16; Sultaan Sulivan 2-3.

PASSING
Eastern N.M. - Missouri S&T-Simms, Brennan 12-20-1-202; King, Staton 0-2-0-0. Eastern N.M.-Wyatt Strand 3-6-1-31..

RECEIVING
Missouri S&T-Brown, Josh 3-84; McAlister, Payton 3-26; Clemons, Cameron 2-32; Michel, Breon 1-43; Armontrout, Logan 1-9; Griffin, Austin 1-5; Nickleberry, Tate 1-3. Eastern N.M.-Zachery Fields 2-20; Justin Manyweather 1-11.

GAME 2 / 9.14.19

ENMU **44**
COLORADO MESA **37**



Grand Junction, Colo.
Stocker Stadium
3,357

SCORING

Q	1	2	3	4	OT	T
Eastern N.M.	3	7	27	0	7	44
Colorado Mesa	7	0	17	13	0	37

Qtr Time Team Scoring Play Conversion

1st 11:00 ENMU - Tyler Vargas 24 yd field goal
04:08 CMU - K. Sapp 3 yd pass from A. Howard (L. Ruiz-Diaz kick),
2nd 05:26 ENMU - Zachery Fields 50 yd pass from Wyatt Strand (Tyler Vargas kick)
3rd 13:30 ENMU - Quincy Arceneaux 56 yd fumble recovery
09:54 ENMU - Wyatt Strand 1 yd run
07:08 CMU - L. Ruiz-Diaz 26 yd field goal
05:01 CMU - N. Hale 26 yd blocked punt return
04:37 ENMU - Justin Manyweather 69 yd run (Tyler Vargas kick failed),
03:04 ENMU - Wyatt Strand 9 yd run (Tyler Vargas kick),
00:03 CMU - J. Rodriguez 14 yd run (L. Ruiz-Diaz kick)
4th 10:25 CMU - D. Rienks 4 yd pass from A. Howard
03:22 CMU - P. Anderson 20 yd pass from A. Howard (L. Ruiz-Diaz kick)
OT 15:00 ENMU - Wyatt Strand 6 yd run (Tyler Vargas kick)

	ENMU	CMU
FIRST DOWNS	26	27
Rushing	19	10
Passing	5	13
Penalty	2	4
NET YARDS RUSHING	440	160
Rushing Attempts	74	34
Average Per Rush	5.9	4.7
Rushing Touchdowns	4	1
Yards Gained Rushing	444	171
Yards Lost Rushing	4	11
NET YARDS PASSING	127	221
Completions-Attempts-Int	6-12-0	24-41-1
Average Per Attempt	10.6	5.4
Average Per Completion	21.2	9.2
Passing Touchdowns	1	3
TOTAL OFFENSE YARDS	567	381
Total offense plays	86	75
Average Gain Per Play	6.6	5.1
Fumbles: Number-Lost	2-1	4-3
Penalties: Number-Yards	12-114	6-60
PUNTS-YARDS	5-134	3-114
Average Yards Per Punt	26.8	38.0
Net Yards Per Punt	19.6	38.0
Inside 20	1	2
50+ Yards	1	0
Touchbacks	0	0
Fair catch	2	1
KICKOFFS-YARDS	7-389	7-450
Average Yards Per Kickoff	55.6	64.3
Net Yards Per Kickoff	28.3	42.0
Touchbacks	0	5
Fair Catch Yards	0	0
Punt returns: Number-Yards-TD	2-0-0	2-36-1
Average Per Return	0.0	18.0
Kickoff returns: Number-Yds-TD	2-31-0	7-191-0
Average Per Return	15.5	27.3
Interceptions: Number-Yds-TD	1-10-0	0-0-0
Fumble Returns: Number-Yds-TD	1-56-1	1-2-0
Miscellaneous Yards	0	20
Possession Time	37:07	22:53
1st Quarter	10:20	4:40
2nd Quarter	10:56	4:04
3rd Quarter	6:48	8:12
4th Quarter	9:03	5:57
OT Quarter	0:00	0:00
Third-Down Conversions	8 of 16	5 of 11
Fourth-Down Conversions	0 of 1	1 of 2
Red-Zone Scores-Chances	4-5	5-5
Touchdowns	3-5	4-5
Field goals	1-5	1-5
Field Goals	0-0	0-1

RUSHING: Eastern N.M.-Paul Terry 32-184; Wyatt Strand 16-96; Justin Manyweather 3-69; Darryl Wiggins 7-42; Johnny Smith 11-36; Tafari Gomillion 2-11; Sultaan Sulivan 2-3; Currie Thomason 1-minus 1. Colorado Mesa-J. Rodriguez 26-93; T. Windham 5-26; I. Maestas 7-23; A. Howard 3-12; H. Bollinger 3-3; D. Rienks 0-3.

PASSING: Eastern N.M.-Wyatt Strand 6-12-0-127. Colorado Mesa-A. Howard 21-33-1-188; H. Bollinger 3-8-0-33.

RECEIVING: Eastern N.M.-Zachery Fields 4-110; Johnny Smith 2-17. Colorado Mesa-B. Toussaint 7-90; K. Sapp 6-47; P. Anderson 4-51; D. Rienks 3-20; J.Rodriguez 3-9; I. Maestas 1-4.

GAME 3 / 9.21.19

ENMU **27**
TEXAS A&M-COMMERCE **45**



Commerce, Texas
Memorial Stadium
7968

SCORING BY QUARTERS

Q	1	2	3	4	F
Eastern N.M.	3	3	8	13	27
Texas A&M-Commerce	14	10	7	14	45

Qtr Time Team Scoring Play Conversion

1st 07:10 ENMU - Tyler Vargas 26 yd field goal
03:59 TAMUC - Carandal Hale 1 yd run (Jake Viquez kick)
01:59 TAMUC - D. Ramsey 55 yd punt return (Jake Viquez kick)
2nd 04:20 TAMUC - Jake Viquez 43 yd field goal
03:06 TAMUC - J. Bridges 9 yd pass from Miklo Smalls (Jake Viquez kick)
00:00 ENMU - Tyler Vargas 42 yd field goal
3rd 11:29 TAMUC - Chance Cooper 73 yd pass from Miklo Smalls (Jake Viquez kick)
02:26 ENMU - V. Walker 15 yd run (Johnny Smith pass from Wyatt Strand)
4th 14:52 TAMUC - J. Bridges 36 yd pass from Miklo Smalls (Jake Viquez kick)
12:31 ENMU - Wyatt Strand 3 yd run (Wyatt Strand pass failed)
10:38 TAMUC - Chance Cooper 18 yd pass from Miklo Smalls (Jake Viquez kick)
00:30 ENMU - Wyatt Strand 4 yd run (Tyler Vargas kick)

	ENMU	TAMUC
FIRST DOWNS	23	15
Rushing	16	5
Passing	2	8
Penalty	5	2
NET YARDS RUSHING	283	90
Rushing Attempts	67	27
Average Per Rush	4.2	3.3
Rushing Touchdowns	3	1
Yards Gained Rushing	314	112
Yards Lost Rushing	31	22
NET YARDS PASSING	48	243
Completions-Attempts-Int	5-15-0	13-15-1
Average Per Attempt	3.2	16.2
Average Per Completion	9.6	18.7
Passing Touchdowns	0	4
TOTAL OFFENSE YARDS	331	333
Total offense plays	82	42
Average Gain Per Play	4.0	7.9
Fumbles: Number-Lost	3-2	1-1
Penalties: Number-Yards	6-65	10-95
PUNTS-YARDS	5-179	1-41
Average Yards Per Punt	35.8	41.0
Net Yards Per Punt	17.8	41.0
Inside 20	0	1
50+ Yards	0	0
Touchbacks	1	0
Fair catch	0	0
KICKOFFS-YARDS	5-267	8-437
Average Yards Per Kickoff	53.4	54.6
Net Yards Per Kickoff	36.4	42.5
Touchbacks	0	1
Fair Catch Yards	0	14
Punt returns: Number-Yards-TD	0-0-0	2-70-1
Average Per Return	0.0	35.0
Kickoff returns: Number-Yds-TD	6-72-0	4-85-0
Average Per Return	12.0	21.2
Interceptions: Number-Yds-TD	1-0-0	0-0-0
Fumble Returns: Number-Yds-TD	0-0-0	0-0-0
Miscellaneous Yards	0	0
Possession Time	39:42	20:18
1st Quarter	12:19	2:41
2nd Quarter	5:45	9:15
3rd Quarter	10:38	4:22
4th Quarter	11:00	4:00
Third-Down Conversions	10 of 21	4 of 7
Fourth-Down Conversions	3 of 3	0 of 1
Red-Zone Scores-Chances	4-4	3-3
Touchdowns	3-4	3-3
Field goals	1-4	0-3
Sacks By: Number-Yards	1-4	2-11
PAT Kicks	1-1	6-6
Field Goals	2-3	1-1

RUSHING: Eastern N.M.-Paul Terry 24-110; Wyatt Strand 26-103; Darryl Wiggins 4-31; V. Walker 1-15; Tyreick Branch 2-11; Currie Thomason 1-6; Johnny Smith 7-5; M. Askew-Betts 1-1; J. Manyweather 1-1. Tex. A&M-Commerce-A. Lealiiee 5-58; Miklo Smalls 8-25; Carandal Hale 9-15; E.J. Thompson 1-3; TEAM 1-minus 2; J. Bridges 2-minus 4; Chance Cooper 1-minus 5.


PASSING: Eastern N.M.-Wyatt Strand 5-15-0-48. Tex. A&M-Commerce-Miklo Smalls 13-15-1-243.

RECEIVING: Eastern N.M.-Johnny Smith 2-33; Zachery Fields 1-9; Darryl, Wiggins 1-3; Paul Terry 1-3. Tex. A&M-Commerce-J. Bridges 7-85; Chance Cooper 3-112; Darian Owens 2-37; Ryan Stokes 1-9.

2019 GAME SUMMARIES

GAME 4 / 9.28.19

TEXAS A&M-KINGSVILLE 34
ENMU 49



Portales, N.M.
Greyhound Stadium
3,142

GAME 5 / 10.5.19

ENMU
MIDWESTERN STATE 27
24



Wichita Falls, Texas
Memorial Stadium
7,111

SCORING BY QUARTERS

	1	2	3	4	F
Tex. A&M-Kingsville	3	14	14	3	34
Eastern N.M.	7	10	17	14	48

SCORING BY QUARTERS

	1	2	3	4	F
Eastern N.M.	7	10	0	10	27
Midwestern State	3	0	21	0	24

Qtr Time Team Scoring Play Conversion

1st	04:05	ENMU	Wyatt Strand 11 yd run (Tyler Vargas kick)	0 - 7
	01:10	TAMUK	Romario Perez 31 yd field goal	3 - 7
2nd	08:47	ENMU	Tyler Vargas 30 yd field goal	3 - 10
	06:12	TAMUK	Kris Barnes 5 yd run (Romario Perez kick)	10 - 10
	03:57	ENMU	Darryl Wiggins 32 yd run (Tyler Vargas kick)	10 - 17
	01:51	TAMUK	Luis Lopez 6 yd run (Romario Perez kick)	17 - 17
3rd	10:29	TAMUK	Donte Ross 27 yd pass from Cade Dyal (Romario Perez kick)	24 - 17
	08:46	TAMUK	Donte Ross 48 yd punt return (Romario Perez kick)	31 - 17
	06:01	ENMU	Wyatt Strand 19 yd run (Tyler Vargas kick)	31 - 24
	05:05	ENMU	Darryl Wiggins 13 yd run (Tyler Vargas kick)	31 - 31
	01:16	ENMU	Tyler Vargas 39 yd field goal	31 - 34
4th	12:02	TAMUK	Romario Perez 24 yd field goal	34 - 34
	09:11	ENMU	Zachery Fields 10 yd pass from Wyatt Strand (Tyler Vargas kick)	34 - 41
	05:35	ENMU	Paul Terry 38 yd run (Tyler Vargas kick)	34 - 48

Qtr Time Team Scoring Play Conversion

1st	06:45	ENMU	Justin Manyweather 70 yd punt return (Tyler Vargas kick)	
	05:36	MSU	Josh Wydermyer 35 yd field goal	
2nd	14:02	ENMU	Tyler Vargas 47 yd field goal	
	00:24	ENMU	Paul Terry 3 yd run (Tyler Vargas kick)	
3rd	11:33	MSU	Xavier Land 7 yd pass from Fahez Yusuf (Josh Wydermyer kick)	
	05:21	MSU	Alex Morgan-Anderson 1 yd run (Josh Wydermyer kick)	
	01:29	MSU	Alex Morgan-Anderson 1 yd run (Josh Wydermyer kick)	
4th	10:14	ENMU	Johnny Smith 2 yd run (Tyler Vargas kick)	
	03:21	ENMU	Tyler Vargas 23 yd field goal	

	ENMU	MS&T
FIRST DOWNS	25	30
Rushing	6	25
Passing	12	2
Penalty	7	3
NET YARDS RUSHING	70	515
Rushing Attempts	28	66
Average Per Rush	2.5	7.8
Rushing Touchdowns	2	5
Yards Gained Rushing	106	526
Yards Lost Rushing	36	11
NET YARDS PASSING	293	49
Completions-Attempts-Int	18-33-2	5-7-1
Average Per Attempt	8.9	7.0
Average Per Completion	16.3	9.8
Passing Touchdowns	1	1
TOTAL OFFENSE YARDS	363	564
Total offense plays	61	73
Average Gain Per Play	6.0	7.7
Fumbles: Number-Lost	2-2	0-0
Penalties: Number-Yards	6-50	12-94
PUNTS-YARDS	2-80	3-128
Average Yards Per Punt	40.0	42.7
Net Yards Per Punt	40.0	26.7
Inside 20	0	0
50+ Yards	1	0
Touchbacks	0	0
Fair catch	0	2
KICKOFFS-YARDS	7-428	9-494
Average Yards Per Kickoff	61.1	54.9
Net Yards Per Kickoff	37.9	36.0
Touchbacks	4	4
Fair Catch Yards	0	0
Punt returns: Number-Yards-TD	1-48-1	0-0-0
Average Per Return	48.0	0.0
Kickoff returns: Number-Yds-TD	5-70-0	3-63-0
Average Per Return	14.0	21.0
Interceptions: Number-Yds-TD	1-0-0	2-21-0
Fumble Returns: Number-Yds-TD	0-0-0	0-0-0
Miscellaneous Yards	0	0
Possession Time	24:06	35:54
1st Quarter	6:56	8:04
2nd Quarter	4:46	10:14
3rd Quarter	6:12	8:48
4th Quarter	6:12	8:48
Third-Down Conversions	3 of 9	2 of 10
Fourth-Down Conversions	1 of 1	3 of 3
Red-Zone Scores-Chances	4-4	5-7
Touchdowns	2-4	4-7
Field goals	2-4	1-7
Sacks By: Number-Yards	0-0	3-20
PAT Kicks	4-4	6-6
Field Goals	2-2	2-2
Points off turnovers	0	17
Points off turnovers	7	0

	ENMU	MS&T
FIRST DOWNS	26	15
Rushing	22	7
Passing	3	8
Penalty	1	0
NET YARDS RUSHING	391	162
Rushing Attempts	77	33
Average Per Rush	5.1	4.9
Rushing Touchdowns	2	2
Yards Gained Rushing	417	183
Yards Lost Rushing	26	21
NET YARDS PASSING	37	181
Completions-Attempts-Int	3-6-0	13-23-1
Average Per Attempt	6.2	7.9
Average Per Completion	12.3	13.9
Passing Touchdowns	0	1
TOTAL OFFENSE YARDS	428	343
Total offense plays	83	56
Average Gain Per Play	5.2	6.1
Fumbles: Number-Lost	4-2	2-1
Penalties: Number-Yards	4-30	4-35
PUNTS-YARDS	3-129	4-152
Average Yards Per Punt	43.0	38.0
Net Yards Per Punt	27.0	20.5
Inside 20	0	1
50+ Yards	1	0
Touchbacks	2	0
Fair catch	0	3
KICKOFFS-YARDS	6-367	5-258
Average Yards Per Kickoff	61.2	51.6
Net Yards Per Kickoff	38.0	41.6
Touchbacks	1	2
Fair Catch Yards	0	9
Punt returns: Number-Yards-TD	1-70-1	1-8-0
Average Per Return	70.0	8.0
Kickoff returns: Number-Yds-TD	1-0-0	5-114-0
Average Per Return	0.0	22.8
Interceptions: Number-Yds-TD	1-0-0	0-0-0
Fumble Returns: Number-Yds-TD	0-0-0	0-0-0
Miscellaneous Yards	0	0
Possession Time	35:11	22:19
1st Quarter	10:47	4:13
2nd Quarter	8:47	6:13
3rd Quarter	7:06	7:54
4th Quarter	8:31	3:59
Third-Down Conversions	10 of 18	3 of 11
Fourth-Down Conversions	0 of 1	0 of 1
Red-Zone Scores-Chances	3-5	4-4
Touchdowns	2-5	3-4
Field goals	1-5	1-4
Sacks By: Number-Yards	2-19	1-7
PAT Kicks	3-3	3-3
Field Goals	2-3	1-1
Points off turnovers	7	7

RUSHING: Tex. A&M-Kingsville-Luis Lopez 14-78; Kris Barnes 6-13; Devin Milburn 2-3; Josh Wilson 2-minus 3; Devlin Isadore 1-minus 5; Cade Dyal 3-minus 16. Eastern N.M.-Wyatt Strand 25-195; Paul Terry 26-179; Johnny Smith 10-87; Darryl Wiggins 3-52; Currie Thomason 1-4; Tyreick Branch 1-minus 2.

RUSHING: Eastern N.M.-Paul Terry 40-225; Johnny Smith 15-105; Wyatt Strand 14-17; Tyreick Branch 1-16; Darryl Wiggins 4-13; Tafari Gomillion 1-9; Currie Thomason 2-6. Midwestern State-Steven Rogers 23-165; Alex Morgan-Anderson 6-13; Fahez Yusuf 4-minus 16.

PASSING: Tex. A&M-Kingsville-Cade Dyal 16-26-2-269; Koy Detmer Jr. 1-3-0-4; Devlin Isadore 1-3-0-20; Donte Ross 0-1-0-0. Eastern N.M.-Wyatt Strand 5-7-1-49.

PASSING: Eastern N.M.-Wyatt Strand 3-6-0-37. Midwestern State-Fahez Yusuf 13-23-1-181.

RECEIVING: Tex. A&M-Kingsville-Donte Ross 8-151; D. Hambrick 4-93; Devin Milburn 3-29; Luis Lopez 1-8; Brent Hertel

RECEIVING: Eastern N.M.-Zachery Fields 2-26; Justin Manyweather 1-11. Midwestern State-Xavier Land 6-111; Tyrique Edwards 4-61; Steven Rogers 3-9.



