

2014

TEXAS A&M UNIVERSITY-KINGSVILLE

# JAVELINA FOOTBALL

7 NATIONAL FOOTBALL CHAMPIONSHIPS 34 CONFERENCE FOOTBALL CHAMPIONSHIPS 27 IFC CHAMPIONSHIPS 23 NATIONAL PLAYOFF APPEARANCES



# MEDIA GUIDE



JAVELINA NATION



@JAVELINAATHLETICS



@JAVELINAFB

#GOBLUEBEGOLD



# GENERAL/SPORTS INFORMATION

## **Game Day**

The goal at Texas A&M University-Kingsville is to provide fair and accurate services to members of the media and, in turn, the university's football program asks for fair and accurate coverage. As a result, TAMUK staff will strive to meet any and all reasonable requests. As the 2014 football season progresses, new and updated information about the Javelinas will be available. Please contact Director of Sports Information **Kelvin Queliz** with any questions, concerns or requests at (361) 593-2870 or log onto [www.JavelinaAthletics.com](http://www.JavelinaAthletics.com).

## **CREDENTIALS**

Representatives of media outlets are welcome at all Javelina football games. Credentials can be obtained through the Office of Sports Information at the university. Please call and/or email in advance to make the arrangements.

Credentials will be left at will-call and can be picked up prior to kickoff of every Javelina football contest.

## **RADIO AND TELEVISION**

Accredited radio and television broadcast crews will be accommodated at TAMUK football games. Please contact the Office of Sports Information well in advance of the particular contest and arrangements will be made.

## **PHOTOGRAPHERS**

Media photographers are welcome on campus for football games. Like reporters, photographers need credentials. If there are questions concerning working conditions and areas, contact the Office of Sports Information.

## **GAMEDAY PARKING**

Parking spaces at Javelina Stadium are on a first-come, first-serve basis for media personnel covering the football games.

## **PRESS BOX**

Working space in the press boxes is by prior request. Media credentials are required for entry to the assigned areas.

## **PRESS BOX SERVICES**

All pre-game materials will be available in the press box. Analog telephone lines are available. The press box is wireless for internet use and all game notes, programs, flip charts, etc... will be provided at each home game.

## **MEDIA GUIDES**

Media guides will no longer be printed as of the 2014 season. Those requesting a copy of the 2014 Javelina Football Media Guide can email Queliz at [kelvin.queliz@tamuk.edu](mailto:kelvin.queliz@tamuk.edu) and a CD will be provided.

## **INTERVIEWS**

Post-game interviews of TAMUK coaches and players will be conducted on the field after a 10-minute cool down period. During-the-week interviews of coaches and players may be arranged by contacting Queliz.

## **INTERNET/SOCIAL MEDIA LINKS**

- [www.javelinaathletics.com](http://www.javelinaathletics.com)
- Live Stats: <http://www.sidearmstats.com/tamuk/football/>
- Audio/Video: <http://www.tamuk.tv/>
- FB: Javelina Nation
- Twitter: @JavelinaFB / @Javelinasdotcom
- Instagram: @JavelinaAthletics

## **Texas A&M University-Kingsville Sports Information**

The Texas A&M University-Kingsville sports information staff will assist you to the fullest extent possible in your coverage of the Javelinas. Please contact Director of Sports Information **Kelvin Queliz** with any questions, concerns or requests.

**kelvin.queliz@tamuk.edu**  
**361-593-2870 (office)**  
**917-683-6517 (cell)**

**Address: Texas A&M University-Kingsville**  
**700 University Blvd**  
**MSC 202**  
**Kingsville, TX 78363**

## **Radio/TV**

Robert Pena will be calling the play-by-play and will be joined by Alan Harwell and James Espinosa for all Javelina football games in 2014.

All TAMUK football games will air live on SportsRadio Corpus Christi (1230 AM, 96.1 FM, 103.3 FM), KOPY-FM (92.1), KTAI-FM (91.1) and KGGB (96.3).

Queliz will serve as host of the weekly Hog Call Coaches Show that will air live on Wednesday's from 6-7 from Young's Pizza.

The Javelina Broadcast Network will stream the five home games live as part of a simulcast. Access to the broadcasts is either through the university website at [www.tamuk.edu](http://www.tamuk.edu) or through the athletic department home page at [www.JavelinaAthletics.com](http://www.JavelinaAthletics.com).

For the second consecutive season, the Pepsi Tailgate Central will kick off Saturday home games for all Javelina football games, beginning at 10 a.m. CT.

## **SPORTS INFORMATION OFFICE**

The Texas A&M University-Kingsville Sports Information Department is responsible for providing timely and accurate information to a variety of outlets, including the media, coaches, student-athletes and fans. Comprised of two full-time staff members, the department reports and publicizes on all 14 of TAMUK's varsity intercollegiate sports.



**Kelvin Queliz**, Director of Sports Information  
**E:** [kelvin.queliz@tamuk.edu](mailto:kelvin.queliz@tamuk.edu)  
**O:** 361-593-2870 | **C:** 917-683-6517



# QUICK FACTS

## General

**School:** Texas A&M University-Kingsville  
**Website:** www.tamuk.edu  
**Founded:** 1917, not opened until 1925  
**Enrollment:** 7,800  
**Colors:** Blue and Gold  
**Nickname:** Javelinas  
**Stadium/Capacity:** Javelina Stadium (15,000)  
**National Affiliation:** NCAA Division II  
**Conference:** Lone Star Conference  
**President:** Dr. Steven Tallant  
**VP of Intercollegiate Athletics & Campus Recreation:**  
Scott Gines  
**Faculty Representative:** Dr. Randall Williams  
**Senior Associate AD/Head Athletic Trainer:** Ruben Cantu  
**Associate AD of External Advancement:** Joe Biedron

**Athletics Website:** www.javelinaathletics.com

## Social Media

**Facebook:** /Javelina Nation  
**Twitter:** @JavelinaFB / @Javelinasdotcom  
**Instagram:** @Javelina Athletics

## Mailing Address:

Texas A&M University-Kingsville  
700 University Blvd  
MSC 202  
Kingsville, TX 78363

## History

**First Year of Football:** 1925  
**Year Entered in LSC:** 1954  
**Last Post-Season Appearance:** 2012, Kanza Bowl  
**Result:** Lost to Emporia State, 38-45  
**All-Time Win-Loss Record:** 589-282-16  
**Last LSC Championship:** 2009

## Coaching

**Head Coach:** David Calloway  
**Alma Mater/Year:** Langston/1997  
**Record at School/ Years:** 2-8/Second Season

## Assistant Coaches (Years)

Roderick Taylor, Offensive Coordinator (Second Season)  
James Jefferson, Secondary Coach (Second Season)  
Jaime Martinez, Offensive Lines Coach/Recruiting Coordinator  
(Ninth Season)  
Julian Griffin, Running Backs Coach (Second Season)  
Andrew Hering, Tight Ends Coach (Second Season)  
Tressor Baptiste, Linebackers Coach (Second Season)  
Bradly Chavez, Wide Receivers Coach (Second Season)  
Zane Brown, Defensive Lines Coach (First Season)  
Wally Moon, Video Director/Assistant Coach (Second Season)  
Stephen Guyton, Student Assistant (Second Season)  
Dederick Dixon, Video Coordinator (First Season)

## Team Information

**2013 Record:** 2-8  
**2013 Conference Record/Finish:** 0-6/7th  
**Starters Returning/Lost:** 8/4  
**Lettermen Returning/Lost:** 55/23

## Table of Contents

Game Day Information	1
Quick Facts	2
This is Where We Play	3
Javelina Stadium	4
2014 Schedule	5
TAMUK Coaching Staff	6-10
David Calloway	6-7
2014 Season Preview	11
2014 Javelina Roster	12-14
Alphabetical Roster/Pronunciation Guide	12
Numerical Roster	13-14
Meet the Javelinas	15-18
Player Bios	19-41
Texas A&M-Kingsville	42
President Tallant/VP Gines	43
Training Staff/Strength and Conditioning	44
2013 Statistics	45-47
Year-by-Year Records	48-52
All-Time Records	53
The Last Time...	54
Javelina Record Book	55-70
Lone Star Conference	71
Social Media	72

# #GOBLUEBEGOLD



Seven National Championships




# THIS IS WHERE WE PLAY

## #JavelinaNation



Seven National Championships

## #GoBlueBeGold



# Javelina Stadium



Seven National Championships

## HISTORY

First year of football..... 1925  
 All-time record..... ^ 554-282-16  
 All-time playoff record..... \* 32-17  
 Years in postseason ..... 24  
 Last postseason appearance..... 2012 (Kanza Bowl)  
 Result ..... lost 45-38 to Emporia State  
 Last In NCAA Playoffs ..... 2010  
 Result ..... lost 35-31 in second round vs Northwest Missouri St.

^ 33 wins from 1996-99 were vacated due to NCAA violations (without vacation of wins, the all-time record is 587-282-16)  
 \* Two playoff wins from 1996-99 were vacated due to NCAA violations (without vacation of wins, the all-time playoff record is 34-17)

## STADIUM

Capacity ..... 15,000  
 Surface ..... Artificial Surface  
 Press Box Phone..... 361-593-2594  
 First Year..... 1950  
 All-time home record..... 330-103-8  
 Post-season home record..... \* 25-6

1959 - A&I 20, Hillsdale 0  
 1968 - A&I 20, Northern State (S.D) 0  
 1969 - A&I 28, New Mexico Highlands 23  
 1969 - A&I 32, Concordia (MN) 7  
 1970 - A&I 16, Wisconsin-Platteville 0  
 1974 - A&I 21, Cameron 19  
 1974 - A&I 34, Henderson State 23  
 1975 - A&I 37, Oregon College 0

1975 - A&I 37, Salem (W.V.) 0  
 1976 - A&I 57, Western Colorado 14  
 1976 - A&I 26, Central Arkansas 0  
 1979 - A&I 38, Western Colorado 14  
 1979 - A&I 22, Angelo State 19  
 1988 - A&I 39, Mississippi College 15  
 1988 - A&I 34, Tennessee-Martin 15  
 1989 - Mississippi College 34, A&I 19  
 1992 - A&I 22, Western State 13  
 1994 - TAMUK 43, Western State 7  
 1994 - TAMUK 21, Portland State 16  
 1994 - TAMUK 46, IUP 20  
 1995 - TAMUK 50, Fort Hays State 28  
 1995 - TAMUK 30, Portland State 3  
 1995 - Pittsburg State 28, TAMUK 25  
 \* 1998 - TAMUK 54, California-Davis 21  
 2001 - California-Davis 37, TAMUK 32  
 2002 - TAMUK 27, California-Davis 20  
 2003 - TAMUK 34, Tarleton State 10  
 2003 - TAMUK 49, Central Oklahoma 6  
 2003 - Grand Valley State 31, TAMUK 3  
 2004 - TAMUK 40, Southeastern Oklahoma 30  
 2009 - Tarleton State 57, TAMUK 56  
 2010 - Northwest Missouri State 35, TAMUK 31

\* Win vacated because of NCAA violations (without vacation of win, the all-time postseason home record is 25-6)



# 2014 SCHEDULE

<b>H</b>	<b>Sept. 6</b>	<b>HUMBOLDT STATE</b> Kingsville, Texas / Javelina Stadium (15,000) / First Ever Meeting	Hall of Fame Weekend / Gil Steinke Statue Dedication	7 p.m.
<b>H</b>	<b>Sept. 13</b>	<b>COLORADO MESA</b> Kingsville, Texas / Javelina Stadium (15,000) / First Ever Meeting	IBC Bank Hispanic Heritage Weekend	7 p.m.
<b>N</b>	<b>Sept. 20</b>	<b>TEXAS A&amp;M COMMERCE*</b> Arlington, Texas / AT&T Stadium (80,000) / TAMUK leads series, 37-23-1; last played in 2013 (TAMUC, 41-28)	LSC Football Festival	10 a.m.
<b>A</b>	<b>Sept. 27</b>	<b>McMURRY*</b> Abilene, Texas / Wilford Moore Stadium (3,550) / TAMUK leads series, 12-6-1; last played in 2013 (TAMUK, 52-32)	---	6 p.m.
<b>H</b>	<b>Oct. 4</b>	<b>EASTERN NEW MEXICO*</b> Kingsville, Texas / Javelina Stadium (15,000) / TAMUK leads series, 23-5; last played in 2013 (ENMU, 13-10)	Pueblo Tires & Service Family Fiesta Weekend	7 p.m.
<b>A</b>	<b>Oct. 11</b>	<b>TARLETON STATE*</b> Stephenville, Texas / Memorial Stadium (7,000) / TAMUK leads series, 20-7; last played in 2013 (TSU, 45-20)	---	7 p.m.
<b>H</b>	<b>Oct. 18</b>	<b>ANGELO STATE*</b> Kingsville, Texas / Javelina Stadium (15,000) / TAMUK leads series, 33-14; last played in 2013 (ASU, 49-28)	Kleberg Bank Homecoming Game	7 p.m.
<b>A</b>	<b>Oct. 25</b>	<b>WEST TEXAS A&amp;M*</b> Canyon, Texas / Kimbrough Memorial Stadium (20,000) / TAMUK leads series, 16-11-1; last played in 2013 (WTAMU, 69-7)	---	3 p.m.
<b>H</b>	<b>Nov. 1</b>	<b>MIDWESTERN STATE*</b> Kingsville, Texas / Javelina Stadium (15,000) / MSU leads series, 6-9; last played in 2011 (MSU, 43-10)	City of Kingsville Community Appreciation Night / Hertz Rent-A-Car	7 p.m.
<b>N</b>	<b>Nov. 8-15</b>	<b>TBA (LSC PLAYOFFS)</b> Texas A&M Kingsville looks to earn its 35th conference championship	---	TBA



Seven National Championships



## HEAD COACH - DAVID CALLOWAY (LANGSTON '97; SECOND SEASON)

A mastermind of one of the top defenses in the NCAA Division II ranks, Texas A&M-Kingsville University defensive coordinator David Calloway was promoted to the position of head football coach in December of 2012.

He became the ninth head coach in the history of the Javelinas and enters his second season at the helm of TAMUK football in 2014.

Calloway guided the Javelinas to a 21-14 victory over Central Washington University in his head coaching debut on Sept. 7, 2013. Against the Wildcats, Calloway called for a trick play with 6:48 remaining in regulation and the game tied at 14-14. Senior kicker Matt Stoll faked a field goal attempt and ran 17 yards to lead the Javelinas to its first win in the David Calloway era.

His defense came up big to cut CWU's rally short as Lamont Hills recovered a rumble at the two-yard line with less than 10 seconds to go. Linebacker Brandon James recorded 12 tackles in the season-opening victory.

The win led to Lone Star Conference Special Team Player of the Week honors for Stoll and Defender of the Week honors for James.

In the annual Lone Star Conference Festival contest, the Javelinas took on the defending Mexican national champions Monterrey Tech and put on an offensive showcase. Led by wide receiver Robert Armstrong's school-record 18 catches for 177 yards and four touchdowns, Texas A&M-Kingsville defeated MT 40-37 in triple overtime at AT&T Stadium. Although the contest was considered an exhibition game, Armstrong and Anthony Washington were recognized by the LSC, earning co-Offensive Player of the Week honors and Special Team Player of the Week honors, respectively. Washington opened the exhibition with the fifth 100-yard kickoff return in school history.

In the first home game under Calloway, Texas A&M-Kingsville amassed 577 yards of total offense en route to a 52-32 win over McMurry College. Greg Pitre led the way with 10 carries for 180 yards and two touchdowns while Aaron Bueno rushed for 88 yards.

The Javelinas jumped out to an early lead, scoring 28 points in the first quarter. It was the first time since Sept. 12, 2009 against Central Oklahoma that TAMUK scored 28 points in a quarter. Despite its tough finish, seven players were honored with postseason accolades.

As defensive coordinator from 2007-12, the Javelina defense built his Hoggie charges into one of the top units against the run. Kingsville has led the Lone Star Conference in rushing defense four of the last six years including the 2012 season.

During the span, the defensive unit finished first, seventh, 13th and 34th in the nation in rushing yards allowed. His 2010 defense set a single-season record by allowing just 57 yards rushing a game. In 2011, his Hoggie defense suffered several key injuries, but overcame them to finish first in rushing defense in the conference and second in total defense.

Calloway coached a pair of All-Americans in 2011, Jeremy Aguilar and Roderick Benman. Aguilar led the team in tackles and had 14 tackles for a loss en route to being named the LSC Linebacker of the Year. Benman, a defensive end, finished in the top five

in the country in sacks with 12.0, the most by a Javelina since 1993.

The 2010 season was a fantastic one for Calloway and his defensive unit. They did not allow more than 10 points in a game through the first four weeks of the season that included a 16-7 win at #1 Northwest Missouri State. They ended up leading the nation and setting a school record by holding opponents to only 57.0 rushing yards per game. The defense led the Lone Star Conference in points allowed (16.0), total defense (252.1), pass defense (195.1), pass defense efficiency (107.0) and opponent first downs (14.7).



Under Calloway's guidance, the defense has had multiple players earn conference, regional and national honors. Over 27 defensive players have earned All-Lone Star Conference recognition in his tenure as defensive coordinator. Two players – Tressor Baptiste (2010) and Aguilar (2011) – were each named Linebacker of the Year. In 2008, Jimmy McQueen-Sadler, who spent time in camp with the Houston Texans in 2012, was named Co-Defensive Lineman of the Year by the Lone Star Conference and teammate Jabir Perkins was named Defensive Back of the Year.

Defensive players have received 17 All-America honors in Calloway's tenure and two were named Academic All-America including Zane Brown in 2012, who is now a graduate assistant coach with the Javelinas after a stellar career as a defensive lineman.

Throughout his tenure the Javelina defense has come up big in crucial games. They limited preseason No. 2 Northwest

Missouri State to just seven points in the 2010 opener. In 2008 the defense held fourth-ranked Delta State to just one field goal.

Calloway came to Texas A&M-Kingsville after serving a year as the defensive line coach at Southeastern Oklahoma. He was originally promoted to defensive coordinator for the Savage Storm after Bo Atterberry came to Kingsville following Keith Baxter. He was named the Javelinas defensive leader when Atterberry was chosen as the team's ninth head coach.

Calloway was the defensive coordinator at his alma mater Langston University in Oklahoma during the 2004 and 2005 seasons. He also coached the defense at Hastings (Neb.) College from 2000 through 2003. He began his coaching career at Lane College as the linebackers coach after a sensational career.

Calloway was a four-year letterwinner at Langston and earned his undergraduate degree in broadcasting and journalism in 1997. He received his graduate degree from Hastings.



Javelina Football Coaching History					
Coach	W	L	T	Pct.	Highlights
Gil Steinke (1954-76)	182	61	4	.745	5-Time LSC Coach of the Year, 10 LSC Titles, 6 NAIA Championships
Ron Harms (1979-99)	172	72	0	.705	5-Time LSC Coach of the Year, 10 LSC Titles, NAIA Title, 9 NCAA Appearances
Fred Jonas (1977-78)	13	7	1	.640	
Bud McCallum (1929-41)	71	34	9	.662	5 Conference titles
Richard Cundiff (2000-06)	52	28	0	.650	2-Time LSC Coach of the Year, 4 LSC Titles, 4 NCAA Appearances
L.J. Smith (1925-28)	16	10	1	.611	
Bo Atterberry (2007-12)	41	28	0	.594	1 LSC Title, 2 NCAA Appearances, 2-Time LSC Coach of the Year
Dewey Mayhew (1946-53)	40	34	1	.546	2 Texas Conference Titles
David Calloway (2013-present)	2	8	0	.200	
<b>Totals</b>	<b>588</b>	<b>282</b>	<b>16</b>	<b>.664</b>	<b>27 LSC Titles, 7 NAIA Titles</b>



Seven National Championships



## OFFENSIVE COORDINATOR - RODERICK TAYLOR (SOUTHWEST BAPTIST; SECOND SEASON)

Roderick Taylor enters his second season as the offensive coordinator for Texas A&M University-Kingsville.

Taylor broke into the nationwide spotlight by being chosen as one of only four national finalists for Football Scoop Division II Coordinator of the Year in 2011. Taylor is also well on his way to developing a reputation as one of the best recruiters in the nation.

Taylor comes to the Hog Nation from Midwestern State, a Lone Star Conference rival. Taylor joins Head Coach David Calloway for the second time in his career. The first time was at Langston University in Oklahoma and the duo produced a conference championship.

"The football tradition of the Javelinas, the leadership at this university and the awesome people in the community made Texas A&M-Kingsville a very solid fit me and my family," said Taylor, who will serve as the quarterbacks coach and offensive coordinator on the Javelina staff.

In his first season at TAMUK, the Javelina offense scored 28 points in the first quarter against McMurry College (Sept. 27, 2013). It was the first time since Sept. 12, 2009 that Kingsville scores 28 points in a quarter. In an exhibition against the defending Mexican national champions Monterrey Tech, wide receiver Robert Armstrong set a school-record with 18 catches for 177 yards and four touchdowns in a 40-37 in triple overtime at AT&T Stadium. Although the contest was considered an exhibition game, Armstrong was recognized by the Lone Star Conference, earning co-Offensive Player of the Week honors.

In the home opener against McMurry, Texas A&M-Kingsville amassed 577 yards of total offense en route to a 52-32 win. Greg Pitre led the way with 10 carries for 180 yards and two touchdowns while Aaron Bueno rushed for 88 yards.

Despite its tough finish, seven players were honored with postseason accolades.

In all four seasons at Midwestern State, the offensive record book experienced some drastic changes. In 2010 and 2011 the Mustangs led the nation in red zone offense. In 2009, MSU won its first Lone Star Conference title, reached the NCAA playoffs and led the nation at all levels in pass efficiency at 180.2 and completion percentage at 72%. That season Taylor tutored a receiving unit that caught 29 touchdowns in a run-first offense and included a game that saw the Mustangs complete 24 of 25 passes breaking a 33-year-old NCAA record.

Taylor has also coached at least one first team Lone Star Conference receiver in his first three seasons at Midwestern as well as the Receiver of the Year in 2009 (Andy Tanner-Saints) and in 2011 (David Little-Cowboys). This was not overlooked by Head Coach Bill Maskill, as he promoted Taylor back into the familiar role of offensive play caller in the spring of 2011.

In the fall of 2011, the Midwestern offense led the nation in total offense at 532 yards per game, yards per play at 7.5 and scoring at 48.6 points per game. The Mustangs ranked second in the country with 323 rushing yards per game. The offense success helped Midwestern to its first perfect regular season, an outright Lone Star Conference title and trip to the NCAA Division II postseason while producing numerous All-Americans, and the LSC Offensive Lineman, Receiver and Offensive Player of the year.

Some of the offensive highlights of the 2011 had to be a two-week span where the offense produced back-to-back games of more than 700 yards with 138 total points as the Mustangs were perfect in the red zone for the first eight games kicking not one field goal- 42 touchdowns.

In 2012 the Mustangs were LSC Conference champions again, giving MSU three out of

the last four titles and a slot back in the NCAA playoffs. The MSU offense repeated as the top scoring offense in the LSC and was 14th total offense in the nation. Despite the addition of a new offensive line coach the rushing yards increased to 335.7 yards per game which was third in the nation. MSU maintained its dominance in the red zone at 91% good enough for second in the nation. The MSU offense led the nation in sacks allowed giving up only four on the season and was fourth in the nation at yards per play at 7.11. The season also produced a back-to-back Lone Star Conference Offensive Lineman of the Year and Mustangs as All Americans. As the Offensive Coordinator at Midwestern State University Taylor averaged 505 yards a game, 43.6 points a game, and 7.3 yards per play.



Prior to MSU, Taylor served as co-offensive coordinator and receivers coach at Southwestern Oklahoma State. While with the Bulldogs, the on the field offensive production increased drastically and the offense set a school single-season passing record which was a 20-percent increase. The school single-season receptions record by a player was also broken. The total yards per game improved 43 yards, a 14-percent increase.

SWOSU also produced 207 first downs which shattered the prior four-year season average of 160.25 per season and was a 29-percent increase. The overall offensive scoring increased 7 percent under the direction of Taylor.

Taylor started his collegiate coaching career helping resurrect an Oklahoma Panhandle State football program that was without a winning season for nine years prior to his arrival. Taylor acted as the running game coordinator at OPSU and coached five different first-team all-conference players at four different positions in two years. OPSU was voted Top 10 turn-around program in the U.S. by the NCAA in 2003

and continued to win in 2004. Taylor coached quarterback Ty Sellers, a Harlon Hill contender, a first-team all-conference quarterback. Sellers led all Division II QBs with 16 rushing touchdowns in 11 games and Joe David, the first 1,000-yard rusher in nine years.

As academic coordinator, Taylor helped the Aggies improve a team GAP from 1.71 to 2.75. He also served as the interim men's basketball coach at OPSU in 2004 breaking a double-digit losing streak.

Following another winning football season in 2004, Taylor moved on to Langston to serve as the passing game coordinator. In 2005 Langston was Central States Football League Conference Champions, averaging 35 points a game with the No. 1 ranked offense in the CSFL.

Taylor coached three all-conference players at three different positions including a first-team all-conference wide receiver, punt returner, and second-team tight end. Under Taylor's supervision as offensive academic coordinator, the Lions' team GPA improved from 1.95 to 2.67.

Following Langston, Taylor coached at Terrell (Texas) High School serving as special team's coordinator and offensive line coach in 2006. The offensive line unit led the district in sacks allowed with 1.6 per game.

In 2007, he was promoted to offensive coordinator. Under Taylor's direction and discipline, the offensive scoring catapulted 239 percent and rushing increased to 5.8 yards per carry.

Prior to OPSU Taylor taught and coached in a wide variety of arenas including lockdown facilities, boys' ranches, juvenile justice system, alternative learning, and residential living settings.

As a football player, Taylor was a part of three programs: Kansas Wesleyan, Oklahoma Panhandle State, and Texas Southern Universities. Throughout his football career he started twenty games as a defensive player at three different positions.

Taylor is married to Chastity P. Taylor – his college sweetheart – and is the father of seven-year old Zachary Clay Taylor.



Seven National Championships



## SECONDARY - JAMES JEFFERSON (TEXAS A&I '85; SECOND SEASON)



A former Texas A&I standout in the mid-1980s, a member of the Javelina Hall of Fame and former coach, James Jefferson returned to the Texas A&M-Kingsville sidelines in 2013 as a member of first-year head coach David Calloway's first staff. He begins his second season as the secondary's coach.

"I thought it was important to bring in another coach with ties to the program and Coach Jefferson has deep roots with the program," said Calloway. "He has been with the program in the past as a player, coach and is a member of the Javelina Hall of Fame. He grew up with this program. Besides those ties he has had tremendous success as a coach."

A Kingsville native, Jefferson played in both the offensive and defensive backfields for the Hoggies during his playing career from 1982-85. He was selected to the Football News All-America, was the Lone Star Conference's Defensive back of the Year and first-team All-LSC as a senior in 1985.

Following his collegiate career, Jefferson played in the both CFL and the NFL. He first played with the Winnipeg Blue Bombers from 1986-88 twice earning All-Canadian team honors. Seattle then signed Jefferson in 1989 where he played five seasons. He was named AFC player of the week twice once in '89 and once in 1990. He set a then record for the Seahawks with a 97-yard kickoff return. Jefferson capped his career in the CFL with the British Columbia Lions. He won one Grey Cups with both Bombers and Lions.

Upon the completion of his professional playing career, the Kingsville native returned home and spent a season on the Javelina staff coaching the cornerbacks. He moved on to Alabama State in 1997 to serve as the secondary coach. After one season, Jefferson returned to the Javelina staff to coach the secondary,

From 2000-07, Jefferson worked in the front office with the New Orleans Saints as a scout. He then returned to the Javelina coaching staff in 2007 before moving on to the high school ranks. He served as the defensive coordinator with Kingsville Academy for three years before spending the past two seasons with Ray High School in Corpus Christi.



## OFFENSIVE LINE/RECRUITING - JAIME MARTINEZ (TEXAS A&M-KINGSVILLE '99; 10TH SEASON)



Former Javelina star Jaime Martinez is in his 10th season as the offensive line coach and recruiting coordinator.

Martinez was influential in the growth of Christian Garcia as the sophomore earned All-Lone Star Conference honorable mention honors following the 2013 season. Working with a relatively new offensive line after a 2012 season that ended with an appearance in the Kanza Bowl, the Javelinas earned back-to-back victories to begin the 2013 campaign under first-year head coach David Calloway.

Martinez was forced to juggle the offensive line in 2011, but he was still able to put a good product on the field. The unit blocked for a 1,000-yard rusher and an offense that averaged over 450 yards per game.

In 2010, Martinez had a trio of seniors, but had to do some mixing and matching positions due to a number of injuries. The line started the season a little slowly, but eventually melded into a strong group. They had a four game stretch where they allowed only one sack. He had two linemen named Second Team LSC South and another earn Honorable Mention honors.

Martinez had a veteran group of linemen (two seniors and three juniors) to work with in 2009 and it showed. The unit blocked for a 1,000-yard rusher and 2,500-yard passer for the first time in school history. As a group, they allowed only 14 sacks and did not allow any sacks in half of the team's games despite the team throwing 418 passes on the season. Left guard Markeith Wesley earned Third Team Football Gazette All-America honors and left tackle Jorge Guerra earned Second Team Daktronics Super Region Four honors. Four of the five starters earned all-LSC South honors.

In 2008, Martinez's line showed great improvement. The line provided protection for a school record setting passing offense. The team attempted 430 passes and was sacked just 22 times while averaging 298.7 yards passing per game, 12th best in the nation. Additionally, the line cleared the way for running back Billy Martin to rush for over 150 yards on two occasions. Under Martinez's tutelage, Markeith Wesley earned first team LSC South and second team All-Region honors and Jorge Guerra grabbed honorable mention LSC South honors.

In 2007, Martinez molded a group of young players and newcomers into a cohesive unit. In 2006 Martinez coached yet another offensive lineman to All-America honors as John Cook earned first team All-America honors from the American Football Coaches Association. In 2005 two of his linemen earned All-Lone Star Conference honors. James Cardenas was named second team All-LSC, while Van Nelson earned honorable mention honors.

Martinez, a native of nearby Beeville, was a standout for the Javelinas from 1992-95 on the offensive line. He was a two-time All-Lone Star Conference selection. He earned first team All-America honors as a junior and senior. The Javelinas won four Lone Star Conference Championships, went 21-0 in LSC play, posted a 39-13 overall record, advanced to the NCAA Division II semifinals three times and advanced to the NCAA championship game once.

Prior to returning to Kingsville he spent five years as the offensive line and special teams coach at Granger High School and at Medina Valley High School in Castroville.

He is married to the former Marisa Fancher of Albany, Ore., a former Javelina volleyball player. They have a daughter, Maya and a son, Rylee and reside in Bishop, Texas.



## ASSISTANT COACHES



**Julian Griffin**  
Running Backs Assistant  
Second Season



**Andrew Hering**  
Tight Ends Assistant  
Second Season



**Tressor Baptiste**  
Linebackers Assistant  
Second Season



**Bradly Chavez**  
Wide Receivers Assistant  
Second Season



**Zane Brown**  
Defensive Lines Assistant  
First Season



**Wally Moon**  
Volunteer Assistant  
Second Season

## ALL-TIME ASSISTANT COACHES

Pat Aguilar, 1977-79  
 Carlos Alvarado, 2008-10  
 Chris Ballard, 1995-00  
**Tressor Baptiste, 2013-present**  
 Joe Barron, 2007-12  
 Ryan Beard, 2007-08  
 Charles Bishop, 1981-83  
 Fred Bleil, 1983  
 Greg Bormann, 2002-03  
 Jim Bridges, 1987  
 Darrell Brock, 1980  
**Zane Brown, 2014-present**  
 David Browning, 1987-88  
 Haskel Buff, 1995-97, 2000-06  
 Tim Byerly, 2011-12  
 David Calloway, 2007-12  
 Jerry Campbell, 1995-96  
 Ted Carley, 1954-61  
 Juan Castillo, 1982-85, 90-94  
**Bradly Chavez, 2013-present**  
 Matt Clark, 2000  
 Barry Copenhaver, 1972-73  
 Davis Corley, 1975-76  
 John Cosgrove, 1974-77  
 Willie Crafts, 1970-73  
 Andrew Crawford, 1977-78  
 Richard Cundiff, 1985-99  
 Pete Cuva, 2007

Jim Dawson, 1992-94  
 Nick DeBose, 2007  
 John Mark Dixon, 1933  
 Ron Gentry, 1971-73  
 Leonard Germer, 1964  
 David Grace, 2006  
 James Graf, 2006  
 Gene Greene, 1959-65  
**Julian Griffin, 2013-present**  
 Joe Harms, 1997-99  
 George Hauser, 2000-01  
 Lee Hayes, 2001-02  
**Andrew Hering, 2013-present**  
 Charles Holden, 1935  
 Rayshaun Hollings, 2007  
 Ron Hudson, 2004  
 Dan Hurley, 1980, 84-86, 89  
 Tremaine Jackson, 2006  
 Tracy James, 2006  
**James Jefferson, 2013-present**  
 Cal Jewett, 1929-41  
 Tony Johnson, 2003  
 Fred Jonas, 1967-76  
 Robert Kelly, 1983  
 Chris Kincaid, 1989  
 Kris Kocurek, 2005  
 Neal LaHue, 1985-87, 2002-05  
 Jim Lance, 1973-74

Jack Little, 1955-61  
 James Lott, 2001-02  
 John Mannino, 2008-09  
**Jaime Martinez, 2005-present**  
 Mike Martinez, 2009-10  
 Rick Matt, 1990-91  
 Dewey Mayhew, 1954  
 Doug McCutchen, 1977-79  
 Don McDonald, 1967-71, 74  
 Richard McCurry, 1982  
 Mike Menefee, 1982  
**Wally Moon, 2013-present**  
 Thleton Morton, 1934  
 Rod Mosley, 2011  
 Jess Mundy, 1949-51  
 Pete Murray, 1966-69, 76-78, 80-84  
 Vonn Murray, 1983  
 Ben Noonan, 2002-04  
 Daniel Oelschlegel, 2010-13  
 K.Y. Owens, 1966  
 Kevin Palmer, 2004-05  
 Nick Paremski, 2004-05  
 Clay Patterson, 2007-12  
 Joey Pena, 2006-07  
 Maurice Pippkin, 1938-39  
 Don Pittman, 1979, 83-99  
 Kyle Ppool, 2007-12  
 Bill Purser, 1962-63

Keith Ranspot, 1952-53  
 Tim Reid, 1977-78  
 Dorse Richards, 1937  
 Pat Rippee, 2006  
 Jay Rose, 2010-11  
 Jack Rucker, 1947-49  
 Mike Salinas, 2002-04  
 John Schroff, 2007-10  
 Mike Scott, 1984-86  
 Cody Smith, 2010  
 Dave Smith, 1955-58  
 Mark Smith, 1985-86  
 Jordan Stack, 2012  
 Glenn Starks, 1979, 84  
 Bob Stevens, 1950-53  
**Roderick Taylor, 2013-present**  
 Steven Thrash, 2012  
 Justin Tyler, 2013  
 Ted Unbehagen, 1965  
 Raymond Waddy, 1984  
 Gene Walkoviak, 1974-76  
 Keith Walters, 1987-89  
 Frank Warner, 1931-32  
 Marion Waters, 2005  
 Jeff Weeks, 2005-06  
 W.C. Wilson, 1971  
 Bobby Jack Wright, 1979-82  
 Robert Young, 1978-81

## 2014 Season Preview

The Texas A&M University-Kingsville Javelinas look to improve on last season's tremendous efforts by upgrading the offense and recalibrating the defense. Kingsville finished the 2013 season with a 2-8 record overall and 0-8 in the Lone Star Conference (LSC).

Head Coach David Calloway and his staff are looking for big things out of the offensive line.

"Offensively there have been upgrades and we are looking for a big season out of Christian Garcia and Tiance Gardner. Garcia is going into his third year as a starter for the Javelinas as an offensive lineman while Gardner is a two-year starter at right tackle," said Calloway, "We have some more experience up front with the offensive line being together another year."

The Javelina staff is excited to see the return of Coach Jaime Martinez as the offensive line coordinator after a one-year hiatus. The Hoggies have signed three offensive linemen (Mando Castillo, Richard Cervantes, and Austin Lawrence) to come in and help the veteran starters protect the Javelina backfield. Stepping into the projected starting front with Garcia and Gardner are left tackle Bo Villarreal, center Michael O'Neal and right tackle Aundra Long.

Kingsville has bolstered the receiving corps with four newcomers - Jordan Barton, Dennis Johnson, E.J. Lane and Kyle Williams. Musa Mahmud returns for his senior season after exploding in the last three games of the season. In 2013, Mahmud recorded 18 catches for 232 yards and averaged 12.9 yards per reception.

Patrick LeFleur, a two-year starter, comes back as an inside receiver and has proved to be an influential voice.

"LaFleur and Mahmud have done a good job for us and have become leaders for the team during the offseason," Calloway stated.

Leo Gonzalez takes over as the tight end after appearing in six games in 2013. Jonathan Shyngle, Lane, Jordan Thomas, Shavon Pennie, Ro Anthony and Barton are all expected to play crucial roles in the passing game.

Kingsville will have a dynamic backfield that will rival any in the LSC. The Javelinas signed Shawn Vasquez from Los Medanos Junior College (Calif.) and Joe Te'o from Diablo Valley College (Calif.) to create a three headed monster with Greg Pitre at running back. Pitre, a walk-on, returns for his sophomore campaign after a breakout season in 2013. He registered 62 carries for 349 yards and looks to lead the rush attack for the Hogs.

"Vasquez is a flashy runner with good speed and gets in and out of holes, whereas Te'o is a power runner. So, they are a good one-two punch along with Greg Pitre," indicated Calloway.

A new quarterback will lead the 2014 Hoggies as junior college transfer Trey Mitchell and redshirt freshman Sebastian Taylor look to stabilize the quarterback position for TAMUK.

Defensively, the Hoggies bring back all but three starters. However, junior college transfer AA Vaalu (Long Beach CC), Eddie Hernandez and freshman Braedon Robinson join Henry Greathouse on the defensive front. Linebackers Kamen Ruelas and Brandon James return for their senior campaigns while redshirt seniors Trevor Pesek and Anthony Forker are joined by Lamont Hills, Kelechi Amushie and Joe Crowe in the secondary.

"We have a lot of guys coming back from injury and we are excited. We are excited about the direction that the defense is going," exclaimed Calloway.

The Hoggies special teams have made some upgrades that have the coaching staff excited. With the departure of Matt Stoll, Max Lehnig of San Antonio, Texas will be the starting kicker and punter for Kingsville.

The Javelinas have big expectations heading into their second season under Calloway.

"Our expectations are to perform at a high level," Calloway said. "Playing at Texas A&M-Kingsville is a feeling like no other and that's the great thing about this place. It is understood that you are to perform at a high level, week in and week out," affirmed Calloway.



# 2014 TEXAS A&M-KINGSVILLE JAVELINAS ALPHABETICAL

No.	Name	Pos.
	Gabriel Abiro	OL
81	Chaz Adams	WR
14	Darrow Adams	QB
31	Korey Alston	DB
28	Kelechi Amushie	DB
18	Ro Anthony	WR
	Jacob Armstrong	WR
88	Jordan Barton	WR
	Denzell Bates	RB
77	Ollie Brady	OL
61	William Bricker	OL
9	Aaron Bueno	TE
22	Marquis Cardinal Jr.	RB
72	Mando Castillo	LT
	Josh Cavazos	DL
	Mando Celedon	DE
68	Richard Cervantes	OL
	Tommy Chavez	LB
50	Chris Cooper	OL
25	Joe Crowe	DB
	Jordan Darr	DL
	Jakorey Davis	DB
69	Jamal Foote	DL
5	Anthony Forker	DB
	Kyle Gailliard	DB
74	Christian Garcia	OL
78	Tiance Gardner	OL
4	James Gilbert	DB
17	Leo Gonzalez	TE
	Nestor Gonzalez	LB
92	Henry Greathouse	DL
8	Gayln Griffin Jr	DE
	Aaron Harris	DL
	Kendall Hensley	WR
96	Eddie Hernandez	DE
21	Lamont Hills	DB
	Emond Hobbs	DB
	Wiktor Hudyka	DB
	Jaylen Hunter	DB
60	Ifey Ibik	OL
2	Brandon James	LB
	Dennis Johnson	WR
	Chris Jones	RB
52	Will Juarez	DE
42	Miles Kirksey	LB
46	Alex Kuyinu	DT
80	Patrick LaFleur	WR
1	E.J. Lane	WR
83	J.J. Lara	WR
	Austin Lawrence	OL

No.	Name	Pos.
	Austin Lawrence	OL
	DeAnthony Lee	DB
38	Max Lehnig	K/P
95	Darius Lively	DE
84	Deondric Lofton	WR
79	Aundra Long	OL
12	Musa Mahmud	WR
3	T.J. McCullough	DB
	Matt Medina	LB
	Matthew Mendez	TE
16	Trey Mitchell	QB
40	Trevor Moses	LB
63	Micheal O'Neal	OL
36	Tre Oliver	DB
82	Shavon Pennie	WR
23	Trevor Pesek	DB
33	Greg Pitre	RB
	Travis Quintanilla	QB
30	Daniel Ramirez	TE
	Josh Rene	DB
43	DeVon Rhodes	DE
10	Alex Rios	QB
7	Braedon Robinson	DL
39	Jonathan Robinson	DB
70	Ralph Rubalcaba	OL
44	Kamen Ruelas	LB
73	Stuart Sanchez	OL
27	Sidney Sanders	DB
41	Mark Savere	LB
	Jake Scarminach	WR
85	Jonathan Shyngle	WR
35	DeMarcus Spurlock	LB
45	Mason Stewart	LB
15	Sebastian Taylor	QB
24	Joe Te'o	RB
6	Jordan Thomas	WR
29	Peyton Tilley	WR
13	Joshua Toki	NT
99	Michael Utu	OL
11	AA Vaalu	DL
26	Shawn Vasquez	FB
76	Bo Villarreal	OL
64	Jake Wallace	OL
19	Anthony Washington	DB
34	Blake Wesley	DB
	Devonte Williams	DB
55	Kyle Williams	LB
48	Jerry Zacarias	TE

## PRONUNCIATION GUIDE

14. **Darrow** Adams... Darr-row
28. **Kelechi** Amushie... Kah-lech-E
- Kyle **Gailliard**... Gay-Lee-Ard
- Wiktor Hudyka**... Victor Hu-ditka
60. **Ifey** Ibik... E-faye
46. Alex **Kuyinu**... Ku-in-ou
38. Max **Lehnig**... Leh-nig
12. **Musa** Mahmud... Moo-sah
23. Trevor **Pesek**... Pes-ick
33. Greg **Pitre**... Pee-tree
43. **DeVon** Rhodes... Day-von
44. Kamen **Ruelas**... Ru-eh-less
41. Mark **Savere**... Sah-ver
11. AA **Vaalu**... Va-Ah-Lew



# 2014 TEXAS A&M-KINGSVILLE JAVELINAS NUMERICAL

No.	Name	Pos.	Ht.	Wt.	Yr.	Hometown / Previous School
1	E.J. Lane	WR	6-2	212	R-So.	Miami, Fla. / Texas Southern
2	Brandon James	LB	5-10	235	Sr.	Houston, Texas / Wyoming
3	T.J. McCullough	DB	6-2	195	R-Sr.	Reddick, Fla. / Ellsworth CC
4	James Gilbert	DB	6-1	205	R-Jr.	Houston, Texas / Galena Park HS
5	Anthony Forker	DB	5-9	182	R-Sr.	Houston, Texas / Blinn JC
6	Jordan Thomas	WR	5-11	165	Jr.	San Antonio, Texas / John Paul Stevens HS
7	Braedon Robinson	DL	5-10	255	Fr.	San Antonio, Texas / East Central HS
8	Gayln Griffin Jr	DE	6-3	200	So.	New Orleans, La. / Marble Falls HS
9	Aaron Bueno	TE	6-2	220	R-Jr.	Ben Bolt, Texas / Ben Bolt HS
10	Alex Rios	QB	6-1	192	R-So.	San Antonio, Texas / McCollum HS
11	AA Vaaulu	DL	6-3	335	Jr.	Los Angeles, Calif. / Long Beach City College
12	Musa Mahmud	WR	6-2	220	Sr.	Houston, Texas / Grambling State
13	Joshua Toki	NT	6-1	306	Sr.	Oakland, Calif. / Chabot College
14	Darrow Adams	QB	6-2	210	R-Fr.	Houston, Texas / Galena Park HS
15	Sebastian Taylor	QB	6-1	172	R-Fr.	Irving, Texas / MacArthur HS
16	Trey Mitchell	QB	6-3	190	Jr.	Clovis, Calif. / Reedly College
17	Leo Gonzalez	TE	6-3	245	Jr.	Harlingen, Texas / Harlingen HS
18	Ro Anthony	WR	5-6	140	Fr.	San Antonio, Texas / G.W. Brackenridge HS
19	Anthony Washington	DB	5-7	165	R-Sr.	Cypress, Texas / Cypress Springs HS
21	Lamont Hills	DB	6-1	165	R-Jr.	San Antonio, Texas / Stevens HS
22	Marquis Cardinal Jr.	RB	5-9	181	R-Jr.	Spring, Texas / Klein Collins HS
23	Trevor Pesek	DB	5-10	205	R-Sr.	Inez, Texas / Blinn JC
24	Joseph Te'o	RB	5-10	220	Jr.	Fairfield, Calif. / Diablo Valley
25	Joe Crowe	DB	5-10	163	R-So.	Houston, Texas / Aldine Nimitz HS
26	Shawn Vasquez	FB	5-10	185	Jr.	Brentwood, Calif. / Los Medanos JC
27	Sidney Sanders	DB	5-9	180	Jr.	Houston, Texas / San Jose City College
28	Kelechi Amushie	DB	5-10	174	R-So.	Richmond, Texas / Terry HS
29	Peyton Tilley	WR	6-2	193	R-So.	Leander, Texas / Leander HS
30	Daniel Ramirez	TE	6-2	196	R-So.	Harlingen, Texas / Harlingen HS
31	Korey Alston	DB	5-11	190	Sr.	Camden, N.J. / Prairie View A&M
33	Greg Pitre	RB	5-7	172	So.	Hutto, Texas / Hutto HS
34	Blake Wesley	DB	5-8	150	Fr.	Missouri City, Texas / Ridge Point HS
35	DeMarcus Spurlock	LB	5-10	242	R-Fr.	Houston, Texas / North Forest HS
36	Tre Oliver	DB	5-10	180	So.	Pearland, Texas / Pearland HS
38	Max Lehnig	K/P	5-11	233	R-So.	San Antonio, Texas / Converse Judson HS
39	Jonathan Robinson	DB	6-5	217	Fr.	Navarre, Fla. / Brandeis HS
40	Trevor Moses	LB	6-0	200	Fr.	Corpus Christi, Texas / Calallen HS
41	Mark Savere	LB	6-1	215	Sr.	San Antonio, Texas / Warren HS
42	Miles Kirksey	LB	6-1	221	R-So.	Missouri City, Texas / Elkins HS
43	DeVon Rhodes	DE	6-1	198	R-Sr.	Langham Creek, Texas / Langham Creek HS
44	Kamen Ruelas	LB	5-11	225	R-Sr.	Victoria, Texas / St. Joseph's HS
45	Mason Stewart	LB	6-2	210	R-So.	Houston, Texas / Memorial HS
47	Alex Kuyinu	DT	5-11	247	So.	Missouri City, Texas / Dulles HS
48	Jerry Zacarias	TE	5-11	212	So.	Converse, Texas / Judson HS
50	Chris Cooper	OL	6-3	280	Jr.	San Antonio, Texas / Cisco JC
52	Will Juarez	DE	6-3	270	Jr.	Dallas, Texas / Blinn JC
55	Kyle Williams	LB	6-2	212	Fr.	Crosby, Texas / Crosby HS
60	Ifey Ibik	OL	6-2	290	R-So.	Sugar Land, Texas / Travis HS
61	William Bricker	OL	6-5	350	R-Fr.	Lexington, Texas / Giddings HS
63	Micheal O'Neal	OL	6-3	280	R-So.	Cibolo, Texas / Steele HS



Seven National Championships



# 2014 TEXAS A&M-KINGSVILLE JAVELINAS<sup>NUMERICAL</sup>

No.	Name	Pos.	Ht.	Wt.	Yr.	Hometown / Previous School
64	Jake Wallace	OL	6-3	225	So.	Victoria, Texas / Victoria West HS
68	Richard Cervantes	OL	6-3	298	Fr.	Misson, Texas / Sharyland HS
69	Jamal Foote	DL	6-1	225	R-Fr.	Richmond, Texas / Lamar Consolidated HS
70	Ralph Rubalcaba	OL	6-2	277	R-Fr.	Raymondville, TX / Raymondville HS
72	Mando Castillo	LT	6-2	295	Fr.	Brownsville, Texas / Lopez HS
73	Stuart Sanchez	OL	6-4	315	R-Fr.	Corpus Christi, TX / Carrol HS
74	Christian Garcia	OL	6-5	320	Jr.	Eagle Pass, Texas / Eagle Pass HS
76	Bo Villarreal	OL	6-5	258	R-So.	San Antonio, Texas / McCollum HS
77	Ollie Brady	OL	6-1	308	R-Jr.	Missouri City, Texas / Elkins HS
78	Tiance Gardner	OL	6-2	291	R-Jr.	Angleton, Texas / Angleton HS
79	Aundra Long	OL	6-4	270	R-So.	Huntsville, Texas / Huntsville HS
80	Patrick LaFleur	WR	5-8	174	Sr.	Cypress, Texas / Cypress Woods HS
81	Chaz Adams	WR	5-11	200	Jr.	Alexandria, La. / Bakersfield
82	Shavon Pennie	WR	6-1	165	So.	Bryan, Texas / Bryan HS
83	J.J. Lara	WR	6-1	186	Fr.	Schulenburg, Texas / Schulenburg HS
84	Deondric Lofton	WR	6-0	165	Fr.	Victoria, Texas / Victoria East HS
85	Jonathan Shyngle	WR	6-3	184	R-Fr.	Sugar Land, Texas / Kempner HS
88	Jordan Barton	WR	6-1	165	Fr.	Houston, Texas / Lutheran South Academy
92	Henry Greathouse	DL	6-1	231	R-Sr.	Blanco, Texas / Blanco HS
95	Darius Lively	DE	6-4	250	Sr.	Dallas, Texas / ULM
96	Eddie Hernandez	DL	6-3	235	So.	Ingleside, Texas / Ingleside HS
99	Michael Utu	OL	6-3	410	Sr.	Pago Pago, American Samoa / Chabot
	Gabriel Abiro	OL/DS	6-1	308	R-So.	McAllen, Texas / Rowe HS
	Jacob Armstrong	WR	6-0	180	Fr.	Victoria, Texas / Victoria West HS
	Denzell Bates	RB	5-11	206	Fr.	Katy, Texas / Cinco Ranch HS
	Josh Cavazos	DL	5-11	275	Fr.	Cibolo, Texas / Byron D. Steele HS
	Mando Celedon	DE	5-11	250	Fr.	Edinburg, Texas / Edinburg HS
	Tommy Chavez	LB	5-11	220	So.	Weslaco, Texas / Weslaco HS
	Jordan Darr	DL	6-1	220	R-Fr.	Lissie, Texas / East Bernard HS
	Jakorey Davis	DB	6-1	180	R-Fr.	San Antonio, Texas / Roosevelt HS
	Kyle Gailliard	DB	5-10	195	Jr.	Detroit, Mich. / Hopewell HS
	Aaron Harris	DL	6-2	317	Fr.	Houston, Texas / Bellaire HS
	Kendall Hensley	WR	6-4	185	So.	George West, Texas / McMurry
	Emond Hobbs	DB	5-9	168	Fr.	Freeport, Texas / Brazosport HS
	Wiktor Hudyka	DB	5-9	170	Jr.	Krakow, Poland / East Texas Baptist
	Chris Jones	RB	5-10	211	So.	Corpus Christi, Texas / Moody HS
	Austin Lawrence	OL	6-1	330	Fr.	San Antonio, Texas / Taft HS
	DeAnthony Lee	DB	5-8	170	Fr.	San Antonio, Texas / Karen Wagner HS
	Matt Medina	LB	5-9	185	Fr.	Sabinal, Texas / Sabinal HS
	Matthew Mendez	TE	6-5	240	Sr.	Los Fresnos, Texas / Air Force
	Travis Quintanilla	QB	5-10	186	Fr.	Refugio, Texas / Refugio HS
	Josh Rene	DB	5-11	155	Fr.	Spring, Texas / Klein Collins HS
	Devonte Williams	DB	6-0	177	Fr.	Houston, Texas / Travis HS



Seven National Championships

## PRONUNCIATION GUIDE

- 11. AA **Vaalu** . . . Va-Ah-Lew
- 12. **Musa** Mahmud . . . Moo-sah
- 14. **Darrow** Adams . . . Darr-row
- 23. Trevor **Pesek** . . . Pes-ick
- 28. **Kelechi** Amushie . . . Kah-lech-E

## PRONUNCIATION GUIDE

- 33. Greg **Pitre** . . . Pee-tree
- 38. Max **Lehnicg** . . . Leh-nig
- 41. Mark **Savere** . . . Sah-ver
- 43. **DeVon** Rhodes . . . Day-von
- 44. Kamen **Ruelas** . . . Ru-eh-less

## PRONUNCIATION GUIDE

- 46. Alex **Kuyinu** . . . Ku-in-ou
- 60. **Ifey** Ibik . . . E-faye
- Kyle **Gailliard** . . . Gay-Lee-Ard
- Wiktor Hudyka** . . . Victor Hu-ditka



# MEET THE JAVELINAS



1

**E.J. Lane**

WR • 6-2 • 212 • Jr.  
Miami, Fla.  
Texas Southern



2

**Brandon James**

LB • 5-10 • 235 • Sr.  
Houston, Texas  
Wyoming



3

**T.J. McCullough**

DB • 6-2 • 195 • R-Sr.  
Reddick, Fla.  
Ellsworth CC



4

**James Gilbert**

DB • 6-1 • 205 • R-Jr.  
Houston, Texas  
Galena Park HS



5

**Anthony Forker**

DB • 5-9 • 182 • R-Sr.  
Houston, Texas  
Blinn JC



6

**Jordan Thomas**

WR • 5-11 • 165 • Jr.  
San Antonio, Texas  
John Paul Stevens HS



7

**Braedon Robinson**

DL • 5-10 • 255 • Fr.  
San Antonio, Texas  
East Central HS



8

**GayIn Griffin Jr**

DE • 6-3 • 200 • So.  
New Orleans, La.  
Marble Falls HS



9

**Aaron Bueno**

TE • 6-2 • 220 • R-Jr.  
Ben Bolt, Texas  
Ben Bolt HS



10

**Alex Rios**

QB • 6-1 • 192 • R-So.  
San Antonio, Texas  
McCullum HS



11

**Augafa Vaaulu**

DL • 6-3 • 335 • Jr.  
Los Angeles, Calif.  
Long Beach City College



12

**Musa Mahmud**

WR • 6-2 • 220 • Sr.  
Houston, Texas  
Grambling State



13

**Joshua Toki**

NT • 6-1 • 306 • Sr.  
Oakland, Calif.  
Chabot College



14

**Darrow Adams**

QB • 6-2 • 210 • R-Fr.  
Houston, Texas  
Galena Park HS



15

**Sebastian Taylor**

QB • 6-1 • 172 • R-Fr.  
Irving, Texas  
MacArthur HS



16

**Trey Mitchell**

QB • 6-3 • 190 • Jr.  
Clovis, Calif.  
Reedly College



17

**Leo Gonzalez**

TE • 6-3 • 245 • Jr.  
Harlingen, Texas  
Harlingen HS



18

**Ro Anthony**

WR • 5-6 • 140 • Fr.  
San Antonio, Texas  
G.W. Brackenridge HS



19

**Anthony Washington**

DB • 5-7 • 165 • R-Sr.  
Cypress, Texas  
Cypress Springs HS



21

**Lamont Hills**

DB • 6-1 • 165 • R-Jr.  
San Antonio, Texas  
Stevens HS



22

**Marquis Cardinal Jr.**

RB • 5-9 • 181 • R-Jr.  
Spring, Texas  
Klein Collins HS



23

**Trevor Pesek**

DB • 5-10 • 205 • R-Sr.  
Inez, Texas  
Blinn JC



24

**Joe Te'o**

RB • 5-10 • 220 • Jr.  
Fairfield, Calif.  
Diablo Valley CC



25

**Joe Crowe**

DB • 5-10 • 163 • R-So.  
Houston, Texas  
Aldine Nimitz HS

Seven National Championships



# MEET THE JAVELINAS



**26**  
**Shawn Vasquez**  
 FB • 5-10 • 185 • Jr.  
 Brentwood, Calif.  
 Los Medanos JC




**27**  
**Sidney Sanders**  
 DB • 5-9 • 180  
 Houston, Texas  
 San Jose City College



**28**  
**Kelechi Amushie**  
 DB • 5-10 • 174 • R-So.  
 Richmond, Texas  
 Terry HS



**29**  
**Peyton Tilley**  
 WR • 6-2 • 193 • R-So.  
 Leander, Texas  
 Leander HS



**30**  
**Daniel Ramirez**  
 TE • 6-2 • 196 • R-So.  
 Harlingen, Texas  
 Harlingen HS



**31**  
**Korey Alston**  
 DB • 5-11 • 190 • Sr.  
 Camden, N.J.  
 Prairie View A&M



**33**  
**Greg Pitre**  
 RB • 5-7 • 172 • So.  
 Hutto, Texas  
 Hutto HS



**34**  
**Blake Wesley**  
 DB • 5-8 • 150 • Fr.  
 Missouri City, Texas  
 Ridge Point HS



**35**  
**DeMarcus Spurlock**  
 LB • 5-10 • 242 • R-Fr.  
 Houston, Texas  
 North Forest HS



**36**  
**Tre Oliver**  
 DB • 5-10 • 180 • So.  
 Pearland, Texas  
 Pearland HS



**38**  
**Max Lehnig**  
 K/P • 5-11 • 233 • R-So.  
 San Antonio, Texas  
 Converse Judson HS



**39**  
**Jonathan Robinson**  
 DB • 6-5 • 217 • Fr.  
 Navarre, Fla.  
 Brandeis HS



**40**  
**Trevor Moses**  
 LB • 6-0 • 200 • Fr.  
 Corpus Christi, Texas  
 Calallen HS



**41**  
**Mark Savere**  
 LB • 6-1 • 215 • Sr.  
 San Antonio, Texas  
 Warren HS



**42**  
**Miles Kirksey**  
 LB • 6-1 • 221 • R-So.  
 Missouri City, Texas  
 Elkins HS




**43**  
**DeVon Rhodes**  
 DE • 6-1 • 198 • R-Sr.  
 Langham Creek, Texas  
 Langham Creek HS



**44**  
**Kamen Ruelas**  
 LB • 5-11 • 225 • R-Sr.  
 Victoria, Texas  
 St. Joseph's HS



**45**  
**Mason Stewart**  
 LB • 6-2 • 210 • R-So.  
 Houston, Texas  
 Memorial HS



**47**  
**Alex Kuyinu**  
 DT • 5-11 • 247 • So.  
 Missouri City, Texas  
 Memorial HS



**48**  
**Jerry Zacarias**  
 TE • 5-11 • 212 • So.  
 Converse, Texas  
 Judson HS



**50**  
**Chris Cooper**  
 OL • 6-3 • 280 • Jr.  
 San Antonio, Texas  
 Cisco JC



**52**  
**Will Juarez**  
 DE • 6-3 • 270 • Jr.  
 Dallas, Texas  
 Blinn JC



**55**  
**Kyle Williams**  
 LB • 6-2 • 212 • Fr.  
 Crosby, Texas  
 Crosby HS



**60**  
**Ifey Ibik**  
 OL • 6-2 • 290 • R-So.  
 Sugar Land, Texas  
 Travis HS



Seven National Championships



Javelina Nation



@JavelinaFB

# MEET THE JAVELINAS



61

**William Bricker**  
OL • 6-5 • 350 • R-Fr.  
Lexington, Texas  
Giddings HS



63

**Michael O'Neal**  
OL • 6-3 • 280 • R-So.  
Cibolo, Texas  
Steele HS



64

**Jake Wallace**  
OL • 6-3 • 225 • So.  
Victoria, Texas  
Victoria West HS



68

**Richard Cervantes**  
OL • 6-3 • 298 • Fr.  
Mission, Texas  
Sharyland HS



69

**Jamal Foote**  
DL • 6-1 • 225 • R-Fr.  
Richmond, Texas  
Lamar Consolidated HS



70

**Ralph Rubalcaba**  
OL • 6-2 • 277 • R-Fr.  
Raymondville, Texas  
Raymondville HS



72

**Mando Castillo**  
LT • 6-2 • 295 • Fr.  
Brownsville, Texas  
Lopez HS



73

**Stuart Sanchez**  
OL • 6-4 • 315 • R-Fr.  
Corpus Christi, Texas  
Carrol HS



74

**Christian Garcia**  
OL • 6-5 • 320 • Jr.  
Eagle Pass, Texas  
Eagle Pass HS



76

**Bo Villarreal**  
OL • 6-5 • 258 • R-So.  
San Antonio, Texas  
McCollum HS



77

**Ollie Brady**  
OL • 6-1 • 308 • R-Jr.  
Missouri City, Texas  
Elkins HS



78

**Tiance Gardner**  
OL • 6-4 • 300 • R-Jr.  
Angleton, Texas  
Angleton HS




79

**Aundra Long**  
OL • 6-4 • 270 • R-So.  
Huntsville, Texas  
Huntsville HS



80

**Patrick LaFleur**  
WR • 5-8 • 174 • Sr.  
Cypress, Texas  
Cypress Woods HS



81

**Chaz Adams**  
WR • 5-11 • 200 • Jr.  
Alexandria, La.  
Bakersfield



82

**Shavon Pennie**  
WR • 6-1 • 165 • So.  
Bryan, Texas  
Bryan HS



83

**J.J. Lara**  
WR • 6-1 • 186 • Fr.  
Schulenburg, Texas  
Schulenburg HS



84

**Deondric Lofton**  
WR • 6-0 • 165 • Fr.  
Victoria, Texas  
Victoria East HS



85

**Jonathan Shyngle**  
WR • 6-3 • 184 • R-Fr.  
Sugar Land, Texas  
Kempner HS



88

**Jordan Barton**  
WR • 6-1 • 165 • Fr.  
Houston, Texas  
Lutheran South Academy



92

**Henry Greathouse**  
DL • 6-1 • 231 • R-Sr.  
Blanco, Texas  
Blanco HS



95

**Darius Lively**  
DE • 6-4 • 250 • Sr.  
Dallas, Texas  
ULM



96

**Eddie Hernandez**  
DE • 6-2 • 235 • So.  
Ingleside, Texas  
Ingleside HS



99

**Michael Utu**  
OL • 6-3 • 410 • Sr.  
Pago Pago, American Samoa  
Chabot

Seven National Championships



# MEET THE JAVELINAS



**Gabriel Abiro**  
OL/DS • 6-1 • 308 • R-So.  
McAllen, Texas  
Rowe HS



**Jacob Armstrong**  
WR • 6-0 • 180 • Fr.  
Victoria, Texas  
Victoria West HS



**Denzell Bates**  
RB • 5-11 • 206 • Fr.  
Katy, Texas  
Cinco Ranch HS



**Josh Cavazos**  
DL • 5-11 • 275 • Fr.  
Cibolo, Texas  
Byron D. Steele HS



**Mando Celedon**  
DE • 5-11 • 250 • Fr.  
Edinburg, Texas  
Edinburg HS



**Tommy Chavez**  
LB • 5-11 • 220 • So.  
Weslaco, Texas  
Weslaco HS



**Jordan Darr**  
DL • 6-1 • 220 • R-Fr.  
Lissie, Texas  
East Bernard HS



**Jakorey Davis**  
DB • 6-1 • 180 • R-Fr.  
San Antonio, Texas  
Roosevelt HS



**Kyle Gailliard**  
DB • 5-10 • 195 • Jr.  
Detroit, Mich.  
Hopewell HS



**Nestor Gonzalez**  
LB • 6-1 • 240 • R-Fr.  
Houston, Texas  
Milby HS



**Aaron Harris**  
DL • 6-2 • 317 • Fr.  
Houston, Texas  
Bellaire HS



**Kendall Hensley**  
WR • 6-4 • 185 • So.  
George West, Texas  
McMurry



**Emond Hobbs**  
DB • 5-9 • 168 • Fr.  
Freeport, Texas  
Brazosport HS



**Wiktor Hudyka**  
DB • 5-9 • 170 • Jr.  
Krakow, Poland



**Chris Jones**  
RB • 5-10 • 211 • So.  
Corpus Christi, Texas  
Moody HS



**Austin Lawrence**  
OL • 6-1 • 330 • Fr.  
San Antonio, Texas  
Taft HS



**DeAnthony Lee**  
DB • 5-8 • 170 • Fr.  
San Antonio, Texas  
Karen Wagner HS



**Matt Medina**  
LB • 5-9 • 185 • Fr.  
Sabinal, Texas  
Sabinal HS



**Matthew Mendez**  
TE • 6-5 • 240 • Los  
Fresnos, Texas  
Air Force



**Travis Quintanilla**  
QB • 5-10 • 186 • Fr.  
Refugio, Texas  
Refugio HS



**Josh Rene**  
DB • 5-11 • 155 • Fr.  
Spring, Texas  
Klein Collins HS



**Devonte Williams**  
DB • 6-0 • 177 • Fr.  
Houston, Texas  
Travis HS



Seven National Championships

#1 E.J. LANE

Redshirt Sophomore • Wide Receiver • TR • 6-2 • 212 • Miami, Fla. (Texas Southern)



**Texas Southern:** Played two seasons for Texas Southern University in Houston, Texas... appeared in three games in 2013 before a season-ending injury... received redshirt, retaining sophomore eligibility.

**High School:** Lettered for Miami Northwestern High School in Miami, Fla... all-county two consecutive seasons.

**Personal:** Son of Elston and Debra Lane... business management major.

#2 BRANDON JAMES

Senior • Linebacker • 1L • 5-10 • 235 • Houston, Texas (Wyoming)



**2013:** Appeared and started in nine games... tied for most tackles on the team with 88... collected forty-five solo tackles – eight for a loss – one sack and one fumble recovery, and forced two fumbles... twelve tackles in Javelina debut at Central Washington (9/7)... one quarterback hit and forced fumble against the Wildcats... ten tackles and a recovered fumble at Midwestern State (10/5)... season-high 15 tackles (13 solo) at Eastern New Mexico (10/26)... concluded the season with 11 tackles at Angelo State (11/9) and 12 stops versus Valdosta State (11/16).

**Wyoming:** Played two seasons at the University of Wyoming... registered one solo stop in five games in 2011.

**High School:** Lettered for Kashmere High School's football team in Houston, Texas.

**Personal:** Born Aug. 12, 1990 in Houston, Texas... son of Bernadette Smith... has two sisters, Brittany and Brooke... chose Texas A&M-Kingsville because of its rich tradition... admires his mother because she is a very strong woman... sociology major.

James' Career Stats

TACKLES	G	GS	UA	A	Tot	TFL	Yds	PD	FF	FR	QB HITS
2013	9	9	45	43	88	8	19	0	2	1	1
TOTAL	9	9	45	43	88	8	19	0	2	1	1

#6 JORDAN THOMAS

Junior • Wide Receiver • HS • 5-11 • 165 • San Antonio, Texas (John Paul Stevens HS)



**High School:** Played for John Paul Stevens High School in San Antonio, Texas... named to first team all-district and first team all-area teams and earned all-state honorable mention honors as senior in 2012.

**Personal:** Born Jan. 21, 1994... Son of Keith Thomas and Brenda Hazzard-Lee... father is in the military... admires his father for teaching him that you must work hard in order to be successful... criminology major.

Seven National Championships

#3 T.J. McCULLOUGH

Redshirt Senior • Defensive Back • 1L • 6-2 • 195 • Reddick, Fla. (Ellsworth CC)



**2013:** Thirty-one yard kickoff return and one solo tackle versus McMurray (9/21) before an injury sidelined him for the remainder of the season... retained senior eligibility.

**2012:** Played in 11 of 12 games including five starts recording 24 total tackles... All-LSC honorable mention... fourteen solo tackles... recorded his first tackle versus Midwestern State (10/5) and finished with five total... had a career-best six total stops at Tarleton State (11/2) including a career-high four solo tackles... one reception for 32 yards on a fake punt in season opener at Central Washington (9/7) and returned a kick four yards.

**2011:** Redshirted his first year at Texas A&M-Kingsville, retaining sophomore eligibility.

**Ellsworth CC:** Played one season for Ellsworth Community College in Iowa... originally signed with Iowa State and turned down offers from Florida Atlantic, Florida International, Rutgers and Central Florida.

**High School:** Three-year letterwinner at North Marion High School in Citra, Fla... member of an 11-2 team that went to the regional semi-finals... two interceptions and returned a punt for a touchdown as a senior... collected 31 tackles and two interceptions as a junior and 34 tackles as a sophomore... second-team all-area defensive back... first-team all-state as a senior... 110 tackles and 10 interceptions in high school... also lettered as a member of the Colts' track and field team.

**Personal:** Full name is Terraine McCullough... nickname is Raspil... born Nov. 3, 1990... son of James Blandford and Alveria Pickett... has four brothers, Cortez, Greg, Latroy and Terrence... criminology major.

McCullough's Career Stats

TACKLES	G	GS	UA	A	Tot	TFL	Yds	INT	FF	FR	QB Hrs
2012	11	5	14	10	24	0	0	0	0	0	0
2013	1	1	1	0	1	1	1	0	0	0	0
<b>TOTAL</b>	<b>12</b>	<b>6</b>	<b>15</b>	<b>10</b>	<b>25</b>	<b>1</b>	<b>1</b>	<b>0</b>	<b>0</b>	<b>0</b>	<b>0</b>

ALL PURPOSE	G	RECEIVING	Yds	KR	Yds	PR	Yds	Tot
2012	11	1	32	1	4	1	0	36
2013	1	0	0	1	31	0	0	31
<b>TOTAL</b>	<b>12</b>	<b>1</b>	<b>32</b>	<b>2</b>	<b>36</b>	<b>1</b>	<b>0</b>	<b>67</b>

#4 JAMES GILBERT

Redshirt Junior • Defensive Back • 2L • 6-1 • 205 • Houston, Texas (Galena Park HS)



**2013:** Collected six tackles in nine games, including two at Eastern New Mexico (10/26).

**2012:** Appeared in 10 games as a freshman on special teams and in the secondary... finished with 10 tackles and forced a fumble against Central Washington (9/7)... career-high three tackles against West Texas A&M (9/15).

**2011:** Redshirted his first year at Texas A&M-Kingsville, retaining freshman eligibility.

**High School:** Two-sport athlete for Galena Park High School in Galena Park, Texas... recorded 37 catches for 738 yards and four touchdowns as a senior en route to earning All-District 19-4A honors... earned all-district honors as a junior safety... one-hundred and fifty tackles over final two seasons... blocked six field goal attempts and helped lead Galena Park to the playoffs his senior year... holds the school record in the 110-meter hurdles.

**Personal:** Born Feb. 21, 1992... goes by J.G... son of Kathy Skinner... majoring in criminology and minoring in psychology.

Gilbert's Career Stats

TACKLES	G	GS	UA	A	Tot	TFL	Yds	PD	FF	FR	BLK
2012	10	0	7	3	10	0	0	0	1	0	0
2013	9	0	4	2	6	0	0	0	0	0	0
<b>TOTAL</b>	<b>19</b>	<b>0</b>	<b>11</b>	<b>5</b>	<b>16</b>	<b>0</b>	<b>0</b>	<b>0</b>	<b>1</b>	<b>0</b>	<b>0</b>



#5 ANTHONY FORKER

Redshirt Senior • Defensive Back • 3L • 5-9 • 182 • Houston, Texas (Blinn JC)



**2013:** Appeared in all 10 games as a junior, collecting 56 total tackles... four tackles, three for a loss in season opening victory at Central Washington University (9/7)... eight tackles and two breakups in win over McMurry University (9/21)... five solo tackles versus Texas A&M University-Commerce (10/12)... ten-yard interception and five solo tackles at Eastern New Mexico State (10/26)... eight total tackles and a 34-yard interception in season-finale versus formally ranked No. 1 Valdosta State University (11/16).

**2012:** Finished second on the team in tackles with 75... career game at Tarleton State (10/20) with a career-best nine solo stops and 12 total tackles... collected 10 tackles (seven solo) in the home finale against Eastern New Mexico State (11/10)... six games with at least six total stops... one interception for 23 yards on versus the University of the Incarnate Word (10/13).

**2011:** Appeared in four games, collecting seven tackles... three tackles versus Abilene Christian (11/5)... twelve tackles in the spring game.

**Blinn:** Did not see action at Blinn College in Brenham, Texas.

**Cisco:** Attended Cisco Junior College, but did not see any game action.

**High School:** Football and track and field athlete at Westfield High School in Houston, Texas... two-time first team all-district defensive back... earned Second Team All-Houston Area and played in the Blue Chip All-Star game as a senior... team went 23-3 in his three seasons.

**Personal:** Born Dec. 20, 1988... son of Anthony Forker, Sr. and Alisa George... studying industrial management with a minor in business.



Seven National Championships

Forker's Career Stats

INTs	G	No.	Yds	TD	Lg	Avg/R	Avg/G
2011	4	0	0	0	0	0.0	0.0
2012	12	1	23	0	23	23.0	1.9
2013	10	2	44	0	34	22.0	4.4
<b>TOTAL</b>	<b>26</b>	<b>3</b>	<b>67</b>	<b>0</b>	<b>57</b>	<b>22.5</b>	<b>2.8</b>

TACKLES	G	UA	A	Tot	TFL	Yds	PD	FF	FR	BLKD
2011	4	3	4	7	0.0	0	0	0	0	0
2012	12	46	29	75	3.0	9	9	0	0	0
2013	10	30	26	56	8.0	17	6	1	0	0
<b>TOTAL</b>	<b>26</b>	<b>79</b>	<b>59</b>	<b>138</b>	<b>11.0</b>	<b>26</b>	<b>15</b>	<b>1</b>	<b>0</b>	<b>0</b>

#7 BRAEDON ROBINSON

Freshman • Defensive Lineman • HS • 5-10 • 255 • San Antonio, Texas (East Central HS)



**High School:** Four year letter winner at East Central High School in San Antonio, Texas.

**Personal:** Born Feb. 5, 1994... son of Ray and Nona Robinson... majoring in criminology.



**#8 GAYLN GRIFFIN JR**

Redshirt Sophomore • Defensive End • RS • 6-3 • 200 • New Orleans, La. (Marble Falls HS)



**2013:** Did not compete in any games.

**2012:** Redshirted season, retaining freshman eligibility.

**High School:** Lettered one year as a member of the Marble Falls High School football team in Marble Falls, Texas... earned Mustangs' Most Valuable Player honors on the defensive side and co-MVP as a tight end on offense... also lettered as a guard on the basketball team.

**Personal:** Born Oct. 31, 1993 in New Orleans, La... son of Gayln and Tara Griffin... has an older sister, Jaylyn... relatives Isaiah and Desmond Trufant are cornerbacks in the National Football League... sociology major.

**#9 AARON BUENO**

Redshirt Junior • Tight End • 1L • 6-2 • 220 • Ben Bolt, Texas (Ben Bolt HS)



**2013:** Appeared in three games, totaling 108 yards passing and 48 rushing yards... eighty-eight yards rushing on 13 carries versus McMurry (9/21)... went 13-for-23 and threw his first collegiate touchdown against West Texas A&M University (9/28).

**2012:** Did not appear in a game... threw for 100 yards and rushed for 33 in the spring game.

**2011:** Redshirted his first year at Texas A&M University-Kingsville.

**High School:** Named the Texas State 1A Offensive MVP following his senior year at Ben Bolt High School... earned First Team All-Texas honors at quarterback and honorable mention all-state honors as a defensive back... named the district MVP on two occasions, the South Texas MVP in 2010 and an All-South Texas First Team defensive back... set the school passing record as a sophomore... threw for 2,460 yards and rushed for 1,314 yards during the 2010 season... completed 132 of 186 passes with 23 touchdowns and just six interceptions and ran for 24 touchdowns... led Ben Bolt to a pair of district championships and one Bi-district championship... also lettered in baseball, basketball, track and field and powerlifting.

**Personal:** Goes by A.B... born April 27, 1993... son of David and Cynthia Bueno... chose TAMUK because it was a great fit... majoring in sociology.

RUSHING	G	Att	Yds	TD	Lg	Avg/C	Avg/G
2013	3	32	48	1	36	1.5	16.0
TOTAL	3	32	48	1	36	1.5	16.0

PASSING	G	Cmp-Att-Int	Yds	TD	Lg	Pct
2013	3	16-33-1	108	1	13	48.5
TOTAL	3	16-33-1	108	1	13	48.5

**#11 AA VAAULU**

Junior • Defensive Lineman • TR • 6-3 • 335 • Los Angeles, Calif. (Long Beach CC)



**Long Beach:** Earned second-team, all-conference defensive tackle honors as a sophomore at Long Beach City College for head coach Bret Peabody.

**New Mexico State:** Played one season for New Mexico State University in Las Cruces, N.M.

**High School:** Anchored the defensive front for Warren High School in Downey, Calif... Bears advanced to the second round of the state playoffs... earned first-team all-conference honors as a senior... graduated with a 4.0 GPA in 2010.

**Personal:** Nickname is AA... born April 27, 1992... son of Augafa and Queen Vaalu... majoring in sociology.

Seven National Championships

#10 ALEX RIOS

Redshirt Sophomore • Quarterback • 1L • 6-1 • 192 • San Antonio, Texas (McCollum HS)



**2013:** Appeared in two games, totaling 187 passing yards and 62 rushing yards... threw for one touchdown and finished 16-of-28 in a season-opening victory at Central Washington (9/7)... rushed for 59 yards on eight carries versus McMurry (9/21).

**2012:** Redshirted his first year at Texas A&M-Kingsville, retaining freshman eligibility... went 10-of-12 for 100 yards and two touchdowns in the spring game.

**High School:** Named the offensive MVP of District 28-4A... threw for over 1,800 as a junior and senior.

**Personal:** Full name is Charles Alex Rios... born July 4, 1994... son of Carlos and Julia Rios... chose TAMUK because it was close to home... postgraduate goal is to become a sports broadcaster and columnist... majoring in journalism and sports business.

RUSHING	G	Att	Yds	TD	Lg	Avg/C	Avg/G
2013	2	18	62	0	15	3.4	31.0
TOTAL	2	18	62	0	15	3.4	31.0

PASSING	G	Cmp-Att-Int	Yds	TD	Lg	Pct
2013	2	21-37-3	187	1	32	56.8
TOTAL	2	21-37-3	187	1	32	56.8

#12 MUSA MAHMUD

Senior • Wide Receiver • 1L • 6-2 • 220 • Houston, Texas (Grambling State)



**2013:** Appeared in all 10 games for Texas A&M University-Kingsville... reached the end zone three times... recorded 18 catches and 232 total receiving yards, and rushed for nine yards... four receptions for 63 yards, including first touchdown as a Javelina versus Texas A&M University-Commerce (10/12)... career-high 95 yards receiving at Angelo State University (11/9)... ended the season with two touchdowns in the final three games... member of the TAMUK baseball team, but did not see action as a left-handed pitcher.

**Grambling State:** Lettered two seasons for the Grambling State University football team in Grambling, La... lettered one season for the baseball program.

**High School:** Attended Jesse H. Jones High School in Houston Texas... three-sport athlete for the Falcons... earned nine total letters (three in football, three in baseball and three in track)... finished with 56 receptions for 1,000 yards and nine touchdowns... earned wide receiver honors in 2011... named baseball team's Most Valuable Player in 2011... earned All-District 22-4A honors as a pitcher in 2011.

**Personal:** Born on Sept. 11, 1992... son of Denise Brown and nephew of Solomon Guevara... has a twin sister, Muminah... postgraduate goal is to work in college athletics... chose TAMUK because it gave him a great opportunity to get a degree and compete for a premier Division II football program... sports business major and business administration minor.

RECEIVING	G	Rec	Yds	TD	Lg	Rec/G	Avg/C	Avg/G
2013	10	18	232	3	34	1.8	12.9	23.2
TOTAL	10	18	232	3	34	1.8	12.9	23.2

RUSHING	G	Att	Yds	TD	Lg	Avg/C	Avg/G
2013	10	2	9	0	9	4.5	0.9
TOTAL	10	2	9	0	9	4.5	0.9



**#13 JOSHUA TOKI**

Senior • Nose Tackle • TR • 6-1 • 306 • Oakland, Calif. (Chabot College)

**Personal:** Born October 9, 1991 . . . son of Sione and Pillmilose Toki . . . currently majoring in sociology.



**#14 DARROW ADAMS**

Redshirt Freshman • Quarterback • RS • 6-2 • 210 • Houston, Texas (Galena Park HS)

**2013:** Did not see action, retaining freshman eligibility.

**High School:** Two-sport athlete at Galena Park High School . . . earned First Team All-District 24-4A in both sports . . . voted football team's Most Valuable Player his senior campaign . . . leading scorer in the district for basketball . . . led the basketball squad to two playoff appearances during the 2010 and 2011 seasons.

**Personal:** Son of Darrow and Emelda Adams . . . majoring in broadcast journalism.



**#15 SEBASTIAN TAYLOR**

Redshirt Freshman • Quarterback • RS • 6-1 • 172 • Irving, Texas (MacArthur HS)

**2013:** Did not see action, retaining freshman eligibility.

**High School:** Team captain for MacArthur High School in Irving, Texas . . . vice president of FCA . . . competed in the Academic Decathlon . . . graduated Magna Cum Laude.

**Personal:** Son of Tim Taylor and Patricia Frausto . . . two siblings, Christian and Jasmin . . . father Tim ran track for the Javelinas . . . majoring in engineering with a focus in natural gas.



**#16 TREY MITCHELL**

Junior • Quarterback • TR • 6-3 • 190 • Clovis, Calif. (Reedley College)

**Reedley:** Played one season as the starting quarterback for Reedley College in Reedley Calif.

**Fresno CC:** Transfer from Arizona Western . . . lettered one season for Fresno Community College.

**Arizona Western:** Did not appear in any games at Arizona Western College.

**High School:** Earned three varsity letters as a member of the Clovis High School football team . . . also earned three letters as a baseball player.

**Personal:** Born July 10, 1992 . . . son of Raymond and Angela Mitchell . . . has a younger brother . . . both parents ran track at the University of Kansas . . . Raymond ranked as high as 10th in the world in long jump . . . mother represented her home country of Bermuda in the Montreal Olympics . . . postgraduate goal is to become a college offensive coordinator . . . admires his father because of the type of man he is . . . education major.



Seven National Championships

**#17 LEO GONZALEZ**

Junior • Tight End • 1L • 6-3 • 245 • Harlingen, Texas (Harlingen HS)



**2013:** Appeared in six games, pulling down two receptions for 16 yards... first Javelina catch was a 12-yard reception against Tarleton State (11/2)... ended the season with a four-yard reception against Valdosta State (11/16).

**2012:** Did not appear in a game.

**High School:** All-district performer at Harlingen High School.

**Personal:** Majoring kinesiology and psychology... originally committed to Texas A&M-Kingsville in 2009.

RECEIVING	G	Rec	Yds	TD	Lg	Avg/C	Avg/G
2013	6	16	16	0	12	8.0	2.7
TOTAL	6	16	16	0	12	8.0	2.7

**#18 RO ANTHONY**

Freshman • Wide Receiver • HS • 5-6 • 140 • San Antonio, Texas (G.W. Brackenridge HS)



**High School:** Three-year letterwinner at G. W. Brackenridge High School in San Antonio, TX... also was a member of the track and field team.

**Personal:** Full name Romonique Anthony... nickname is Ro... born December 3, 1995... son of Gwendolyn Monique Brown.

**#24 JOE TE'O**

Junior • Running Back • TR • 5-10 • 220 • Fairfield, Calif. (Diablo Valley JC)



**Diablo Valley:** Played one season after lettering one season at Santa Rosa Junior College.

**High School:** Won three consecutive titles while attending De La Salle High School... played for head coach Bob Ladouceur.



**#19 ANTHONY WASHINGTON**

Redshirt Senior • Defensive Back • 3L • 5-7 • 165 • Cypress, Texas (Cypress Springs HS)



**2013:** Appeared in nine games, totaling 331 rushing yards for two touchdowns... six catches for 44 yards... fifteen carries for 93 yards and a touchdown in victory at Central Washington University (9/7)... season-high three catches for 17 yards against the Wildcats... nine carries for 80 yards and returned four kicks for 95 yards versus Tarleton State University (11/2)... returned seven kickoffs for 133 yards at Angelo State University (11/9)... all-conference sprinter for the Javelinas.

**2012:** Returned 10 kicks for 188 yards, including five for 86 yards against eventual NCAA Division II Champion Valdosta State University (11/1)... special teams standout... collected 14 solo tackles and four unassisted... All-American sprinter on the nationally-ranked track and field team.

**2011:** Did not compete.

**2010:** Appeared in four games in 2010 for the Javelinas... three tackles as a reserve defensive back and returned one kick for 11 yards... All-American on the track and field team.

**2009:** Redshirted his first year at Texas A&M University-Kingsville, retaining freshman eligibility.

**High School:** Two-time all-district honoree, earning a first team nod as a senior... Cypress Springs High School's team's MVP and defensive player of the year in 2008.

**Personal:** Son of Anthony and Alicia Washington... majoring in general business.

KICK RET.	G	No.	Yds	TD	Lg	Avg/R	Avg/G
2010	4	1	11	0	11	11.0	2.8
2012	12	10	188	0	27	18.8	15.7
2013	9	16	303	0	30	18.9	33.7
<b>TOTAL</b>	<b>25</b>	<b>27</b>	<b>50</b>	<b>0</b>	<b>30</b>	<b>18.6</b>	<b>20.1</b>

TACKLES	G	UA	A	Tot	TFL	Yds	PD	FF	FR	BLKD
2010	4	3	0	3	0.0	0	0	0	0	0
2012	12	14	4	18	0.0	0	0	1	1	0
2013	9	0	0	0	0	0	0	0	0	0
<b>TOTAL</b>	<b>25</b>	<b>17</b>	<b>4</b>	<b>21</b>	<b>0.0</b>	<b>0</b>	<b>0</b>	<b>1</b>	<b>1</b>	<b>0</b>

**#21 LAMONT HILLS**

Redshirt Junior • Defensive Back • 2L • 6-1 • 165 • San Antonio, Texas (Stevens HS)



**2013:** Started all 10 games, collecting 51 tackles, one interception, four pass break-ups and recovered one fumble... seven tackles (five solo) and fumble recovery in season-opening victory at Central Washington (9/7)... two pass break-ups versus McMurry (9/21)... six tackles and one interception at Midwestern State (10/5)... career-high eight tackles, one for a loss, at Eastern New Mexico (10/26).

**2012:** Saw action in eight games as a redshirt freshman, primarily on special teams... recorded seven tackles on the year and blocked a kick against Eastern New Mexico (11/10)... three tackles at Valdosta State (11/1) and two each versus Angelo State (10/27) and North Alabama (10/6).

**2011:** Redshirted his first year at Texas A&M-Kingsville, retaining freshman eligibility.

**High School:** Earned Second Team All-District 27-5A honors as a senior at Stevens High School in San Antonio, Texas... school record four interceptions during his senior year... helped lead the team to the bi-district finals as a junior and the state semifinals as a senior.

**Personal:** Son of Karima Hills... majoring in criminology.

TACKLES	G	UA	A	Tot	TFL	Yds	PD	FF	FR	BLKD
2012	8	5	2	7	0	0	0	0	0	1
2013	10	27	24	51	2	4	5	0	1	0
<b>TOTAL</b>	<b>18</b>	<b>32</b>	<b>26</b>	<b>58</b>	<b>2</b>	<b>4</b>	<b>5</b>	<b>0</b>	<b>1</b>	<b>1</b>

Seven National Championships

**#22 MARQUIS CARDINAL JR.**

Redshirt Junior • Running Back • 2L • 5-9 • 181 • Spring, Texas (Klein Collins HS)



**2013:** Played in four games, totaling 89 yards receiving... four catches for 15 yards in season-opening win at Central Washington (9/7)... recorded career-high 74-yard reception versus McMurry (9/21)... assisted on a tackle against West Texas A&M (9/28).

**2012:** Appeared in the season opener against No. 22 Central Washington (9/1), pulling down two catches for four yards... competed on the track and field team.

**2011:** Redshirted his first year at Texas A&M-Kingsville, retaining freshman eligibility... member of the track and field program.

**High School:** Earned First Team All-District 13-5A honors in 2010 at Klein Collins High School... set the school single season rushing record with 1,807 yards for an average of 150 yards rushing per game... named to the All-1960 Sun First Team and All-Greater Houston Honorable Mention by VYPE Magazine... led Klein Collins to back-to-back District 13-5A championships and a pair of 10-0 regular seasons... Texas State 5A qualifier as a junior in the 4x100 relay and a two-time district champion in the 100 and 200 meters.

**Personal:** Son of Mary Brinson... majoring in computer science.

RUSHING	G	Att	Yds	TD	Lg	Avg/C	Avg/G
2012	1	2	4	0	4	2.0	4.0
2013	4	7	89	0	74	12.7	22.2
<b>TOTAL</b>	<b>5</b>	<b>9</b>	<b>93</b>	<b>0</b>	<b>74</b>	<b>10.3</b>	<b>20.1</b>

**#23 TREVOR PESEK**

Redshirt Senior • Defensive Back • 3L • 5-10 • 205 • Inez, Texas (Blinn JC)



**2013:** Appeared in all 10 games, starting eight... finished with 57 tackles, two sacks, two interceptions and forced one fumble... began the season with four tackles, including an 11-yard sack in a season-opening win at Central Washington (9/7)... nine tackles at North Alabama (10/19)... five tackles, two pass break-ups and 40-yard interception versus Tarleton State (11/2)... eight tackles, six solo, at Angelo State (11/9)... collected a career-high 15 tackles (eight solo), two tackles for losses and one sack in the season finale against Valdosta State (11/16).

**2012:** Started 12 games last year as the starter at rover... eighth on the team with 31 combined tackles and 2.5 tackles for a loss... recorded at least three total tackles on six occasions with a season-best five in the opener against No. 22 Central Washington (9/1).

**2011:** Started the first four games of the year at rover before suffering a season-ending injury at Midwestern State... six tackles in a win at Central Washington... five tackles, one tackle for a loss and three pass breakups in a win over Minot State.

**Blinn:** Participated in a year of spring practice at Blinn, but did not compete during the fall season.

**High School:** Three sport athlete at Industrial High School... earned first team all-district and all-county MVP honors as a senior... led Industrial to a pair of playoff appearances... Academic Honorable Mention All-State 2A selection.

**Personal:** Son of Ronnie and Kellie Pesek... received his bachelor's degree in pre-physical and kinesiology and currently working towards his masters.

TACKLES	G	UA	A	Tot	TFL	Yds	PD	FF	FR	BLKD
2011	4	11	5	16	1	1	3	0	0	0
2012	12	18	13	31	3	5	2	1	0	0
2013	10	29	28	57	6	29	5	0	0	0
<b>TOTAL</b>	<b>26</b>	<b>58</b>	<b>46</b>	<b>104</b>	<b>10</b>	<b>35</b>	<b>10</b>	<b>1</b>	<b>0</b>	<b>0</b>

SACKS	G	UA	A	Total	Yds
2011	4	0	0	0	0
2012	12	1	0	1	1
2013	10	2	0	2	20
<b>TOTAL</b>	<b>26</b>	<b>3</b>	<b>0</b>	<b>3</b>	<b>21</b>

KICK RET.	G	No.	Yds	TD	Lg	Avg/R	Avg/G
2011	4	1	11	0	11	11.0	2.8
2012	12	10	102	0	27	10.2	8.5
<b>TOTAL</b>	<b>16</b>	<b>11</b>	<b>113</b>	<b>0</b>	<b>27</b>	<b>10.3</b>	<b>7.1</b>



Seven National Championships



**#25 JOE CROWE**

Redshirt Sophomore • Defensive Back • 1L • 5-10 • 163 • Houston, Texas (Aldine Nimitz HS)



**2013:** Appeared in all 10 games as a redshirt freshman, starting nine... totaled 14 tackles, one sack and one interception... returned six kickoffs for 190 yards... three tackles and one seven-yard interception versus Tarleton State (11/2)... returned a kickoff 87 yards at North Alabama (10/19).

**2012:** Redshirted his first year at A&M-Kingsville.

**High School:** Played at Nimitz High School in Houston, Texas.

**Personal:** Kinesiology major.

TACKLES	G	UA	A	Tot	TFL	Yds	PD	FF	FR	BLKD
2013	10	11	3	14	2	5	4	0	0	0
TOTAL	10	11	3	14	2	5	4	0	0	0

INT.	G	No.	Yd.	TD	Lg
2013	10	1	7	0	7
TOTAL	10	1	7	0	7

KICK RET.	G	No.	Yds	TD	Lg	Avg/R	Avg/G
2013	10	6	190	0	87	31.7	19.0
TOTAL	10	6	190	0	87	31.7	19.0



Seven National Championships

**#26 SHAWN VASQUEZ**

Junior • Full Back • TR • 5-10 • 185 • Brentwood, Calif. (Los Medanos JC)



**Los Medanos JC:** Played two seasons at Los Medanos Junior College for head coach Chris Shipe... as a freshman, he ran for 846 yards on 123 carries and 10 touchdowns in nine games... 1,378 yards as a sophomore and 16 touchdowns... named all-league at running back and all-purpose... helped Los Medanos earn a conference title as a sophomore.

**Personal:** Son of Lawanda Burkhalter.

**#27 SIDNEY SANDERS**

Junior • Defensive Back • TR • 5-9 • 180 • Houston, Texas (San Jose CC)



**#28 KELECHI AMUSHIE**

Redshirt Sophomore • Defensive Back • 1L • 5-10 • 174 • Richmond, Texas (Terry HS)



**2013:** Played in nine games, starting two... collected 24 total tackles, six pass breakups and forced one fumble... six solo tackles at Eastern New Mexico (10/26)... five tackles and two pass breakups in season finale versus Valdosta State (11/16).

**2012:** Redshirted, retaining freshman eligibility.

**High School:** Earned Second Team Class 4A Academic All-State and Second Team District 23-4A honors as a senior... member of the National Honor Society.

**Personal:** Son of Lawrence and Blessing Amushie... majoring in biomedical sciences (pre-med).

TACKLES	G	UA	A	Tot	TFL	Yds	PD	FF	FR	BLKD
2013	9	19	5	24	0	0	6	0	1	0
TOTAL	9	19	5	24	0	0	6	0	1	0

**#29 PEYTON TILLEY**

Redshirt Sophomore • Wide Receiver • 1L • 6-2 • 193 • Leander, Texas (Leander HS)



**2013:** Appeared in six games, starting one... two receptions for 29 yards against Texas A&M-Commerce (10/12).

**2012:** Redshirted his first year at Texas A&M-Kingsville.

**High School:** Earned Second Team All-District 16-5A as a senior and was a three-time academic all-district selection... helped lead his team to a 2011 district title and three playoff appearances.

**Personal:** Majoring in kinesiology.

**#30 DANIEL RAMIREZ**

Junior • Defensive Back • TR • 5-9 • 180 • Houston, Texas (San Jose CC)



**2013:** Appeared in all 10 games as a backup defensive back... totaled six tackles, one for a loss... two solo stops versus McMurry (9/21)... three assisted tackles against West Texas A&M (9/28)... returned one kickoff on 11/2 versus Tarleton State.

**2012:** Redshirted his first year at A&M-Kingsville, retaining freshman eligibility.

**High School:** Collected 113 tackles and two interceptions as a senior at Harlingen High School.

**Personal:** Son of Mike and Missy Ramirez... majoring in marketing.

**#99 MICHAEL UTU**

Senior • Offensive Lineman • 1L • 6-3 • 410 • Pago Pago, American Samoa (Chabot)



**2013:** Appeared in the first eight games of the season... four tackles against Texas A&M-Commerce (10/12).

**Chabot:** Played two seasons for Chabot College in Hayward, Calif.

**High School:** Lettered for Fa'asao Marist in American Samoa.

**Personal:** Kinesiology major.



#31 KOREY ALSTON

Senior • Defensive Back • TR • 5-11 • 190 • Camden, N.J. (Prairie View A&M)



**High School:** Three-year letterwinner at Camden Catholic High School in Cherry Hill, N.J... all conference winner... two time Parochial title holder.

**Personal:** Born November 10, 1990... son of Shari Alston... transferred from Prairie A&M University... has a brother, Charles Alston Jr... in current studies of Criminology.

#33 GREG PITRE

Sophomore • Running Back • 1L • 5-7 • 172 • Hutto, Texas (Hutto HS)



**2013:** Appeared in all 10 games as a true freshman, starting four... led the team with 375 rushing yards... found the end zone twice... eighty-nine yard touchdown run versus McMurry (9/21)... finished with 10 carries for 180 yards and two touchdowns against the War Hawks... caught 14 passes for 90 yards and also returned five kickoffs for 93 yards... nine carries for 52 yards against Tarleton State (11/2).

RUSHING	G	Att	Yds	TD	Lg	Avg/C	Avg/G
2013	10	62	349	2	89	5.6	34.9
TOTAL	10	62	349	2	89	5.6	34.9

#34 BLAKE WESLEY

Freshman • Defensive Back • HS • 5-8 • 150 • Missouri City, Texas (Ridge Point HS)



**High School:** Four-year letterwinner at Ridge Point High School in Missouri City, Texas... also participated in track and field and baseball.

**Personal:** Born on August 8, 1995... son of William and Toi Bishop... has one sibling, Jennifer McGowen... majoring in engineering.

#35 DeMARCUS SPURLOCK

Redshirt Freshman • Linebacker • RS • 5-10 • 242 • Houston, Texas (North Forest HS)



**2013:** Redshirted season, retaining freshman eligibility.

**High School:** Led North Forest High School to an 11-1 campaign his senior season... Bulldogs went 9-0 in District 21-4A and advanced to the second round of the playoffs... two-time first-team all-district and all-second team once... captain his senior season... named to the honor roll all four years.

**Personal:** Born Oct. 11, 1994... son of Lakeisha Randle and Mark Spurlock... chose TAMUK because of its football program... has four siblings... kinesiology major.

10

Seven National Championships

**#36 TRE OLIVER**

Sophomore • Defensive Back • HS • 5-10 • 180 • Pearland, Texas (Pearland HS)



**#38 MAX LEHNIG**

Redshirt Sophomore • Kicker/Punter • 1L • 5-11 • 233 • San Antonio, Texas (Converse Hudson HS)



**2013:** Did not appear in a game.

**2012:** Redshirted his first year at A&M-Kingsville, retaining freshman eligibility.

**High School:** Kicker at Converse Judson High School in Converse, Texas... named Second Team All-District 25-5A and Honorable Mention Academic All-State as a senior... nabbed first team all-district and second team all-area honors as a junior... three-year letterwinner for the soccer team... member of the National Honor Society... graduated with a 3.8 GPA.

**Personal:** Born March 25, 1994... full name is Maximilian Lehnig... son of Robert and Heidi Lehnig... postgraduate goal is to become a chemical engineer... chose TAMUK because it was the best fit academically... chemical engineering major.



Seven National Championships

**#39 JONATHAN ROBINSON**

Freshman • Defensive Back • HS • 6-5 • 217 • Naverre, Fla. (Brandeis HS)



**High School:** Four-year letterwinner at Brandeis High School in San Antonio, Texas... also participated in soccer, basketball, and track and field.

**Personal:** Born on October 23, 1995... son of Dwight and Marilyn Robinson... has one brother and five sisters... majoring in business.

**#40 TREVOR MOSES**

Freshman • Linebacker • HS • 6-0 • 200 • Corpus Christi, Texas (Calallen HS)



**High School:** Four-year letterwinner at Calallen High School in Corpus Christi, Texas.

**Personal:** Born on September 30, 1995... son of Brett and Candy Crider... studying criminology.

**#41 MARK SAVERE**

Senior • Linebacker • 3L • 6-1 • 215 • San Antonio, Texas (Warren HS)



**2013:** Appeared and started in all 10 games for the Javelinas, tallying 86 tackles, 13 for a loss and three sacks, and forced two fumbles... eleven tackles and one sack at Midwestern State (10/5)... followed with a 12-tackle performance versus Texas A&M-Commerce (10/12)... eight total stops, three for a loss of 19 yards at North Alabama (10/19)... seven solo tackles and 12 total at Eastern New Mexico (10/26)... concluded the season with 11 tackles against defending NCAA Division II Champion Valdosta State (11/16).

**2012:** Played in 12 games with eight starts including the final seven games... fourth on the team with 53 tackles with 2.5 stops for a loss... tied for a team-high with a career-high 14 tackles against Eastern New Mexico (11/10)... recovered a fumble at Texas A&M-Commerce in the end zone for a score (9/29)... two interceptions for 51 yards at Tarleton State (10/20)... finished the game with six total tackles en route to earning Lone Star Conference Defensive Player of the Week honors.

**2011:** Appeared in the final nine games... season-high four tackles against Lindenwood (10/8)... forced a fumble against Tarleton State (10/22)... tallied 16 total tackles as a backup defensive back.

**High School:** Earned first team all-district and second team all-area honors at Warren High School as a senior... collected 147 tackles in three seasons... led the team to three Bi-District titles and three area finals.

**Personal:** Son of Mark Savere and Lisa Williams... business management major... cousin Eric Brown, played in the National Football League.

INTs	G	No.	Yds	TD	Lg	Avg/R	Avg/G
2011	9	0	0	0	0	0.0	0.0
2012	12	2	51	0	49	25.5	4.2
2013	10	0	0	0	0	0	0
<b>TOTAL</b>	<b>31</b>	<b>2</b>	<b>51</b>	<b>0</b>	<b>49</b>	<b>25.5</b>	<b>2.4</b>

TACKLES	G	UA	A	Tot	TFL	Yds	PD	FF	FR	BLKD
2011	9	8	8	16	0.5	1	0	1	0	0
2012	12	20	33	53	2.5	7	5	0	1	0
2013	10	35	51	86	13	46	2	2	1	0
<b>TOTAL</b>	<b>31</b>	<b>63</b>	<b>92</b>	<b>155</b>	<b>16.0</b>	<b>54</b>	<b>7</b>	<b>3</b>	<b>2</b>	<b>0</b>

**#42 MILES KIRKSEY**

Redshirt Sophomore • Linebacker • 1L • 6-1 • 221 • Missouri City, Texas (Elkins HS)



**2013:** Appeared in eight games... recorded first collegiate tackle at North Alabama (10/19)... tallied a tackle in each of the final two games of the season, 11/9 at Angelo State and 11/16 against Valdosta State.

**2012:** Redshirted, retaining freshman eligibility.

**High School:** Helped lead Elkins High School to a pair of playoff appearances.

**Personal:** Son of Melody Kirksey... majoring in management.

TACKLES	G	UA	A	Tot	TFL	Yds	PD	FF	FR	BLKD
2013	8	1	2	3	0	0	0	0	0	0
<b>TOTAL</b>	<b>8</b>	<b>1</b>	<b>2</b>	<b>3</b>	<b>0</b>	<b>0</b>	<b>0</b>	<b>0</b>	<b>0</b>	<b>0</b>

**#46 ALEX KUYINU**

Sophomore • Defensive Tackle • 1L • 5-11 • 247 • Missouri City, Texas (Dulles HS)



**2013:** Appeared in one game.

10

Seven National Championships

#43 DeVON RHODES

Redshirt Senior • Defensive End • 2L • 6-1 • 198 • Langham Creek, Texas (Langham Creek HS)



2013: Did not compete.

2012: Appeared in nine games posting nine tackles and 1.5 sacks... season-high three tackles and a sack versus No. 22 Central Washington (9/1)... two tackles at Texas A&M-Commerce (9/29) and in the season finale against Angelo State (10/27).

2011: Played in nine games as part of the defensive line rotation... tallied three solo tackles and one assisted stop.

2010: Redshirted his first year, retaining freshman eligibility.

**High School:** Two-time honorable mention all-District 15-5A performer in football and basketball at Langham Creek High School in Houston Texas... led both teams to the playoffs in back-to-back years... as a senior, the basketball team advanced to the state quarterfinals... earned a Lonestar Degree in FFA.

**Personal:** Son of Dwight and Margaret Rhodes... majoring in industrial management.

TACKLES	G	UA	A	Tot	TFL	Yds	PD	FF	FR	BLKD
2011	9	3	1	4	0.0	0	0	0	0	0
2012	9	3	6	9	1.5	13	1	0	0	0
TOTAL	18	6	7	13	1.5	13	1	0	0	0

SACKS	G	UA	A	Total	Yds
2011	9	0	0	0.0	0
2012	9	1	1	1.5	13
TOTAL	18	1	1	1.5	13

#44 KAMEN RUELAS

Redshirt Senior • Linebacker • 3L • 5-11 • 225 • Victoria, Texas (St. Joseph's HS)



2013: Appeared in nine games, collecting 18 total tackles... three solo tackles and four overall versus McMurry (9/21)... five tackles against Texas A&M-Commerce (10/12)... ended the season with five tackles in the final two games, including three against defending NCAA Division II Champion Valdosta State (11/16).

2012: Played in 11 contests for the second-straight season... key member of the special teams and reserve linebackers core... tallied six tackles and tied his career-high with two tackles against Midwestern State (9/22)... recovered a fumble versus Angelo State (10/27).

2011: Appeared in all 11 games on special teams and as a backup linebacker... registered two tackles against Abilene Christian (11/5).

2010: Redshirted his first year at Texas A&M-Kingsville.

**High School:** Earned second team All-Victoria Advocate and First Team TAPPS Division II All-District 3 honors at St. Joseph's High School as a senior... named to TAPPS Division II All-State team after rushing for 1,353 yards and 15 TDs... led St. Joseph's to three playoff appearances including a semifinal appearance in 2007.

**Personal:** Son of Romeo and Blanche Ruelas... kinesiology major... older brother, Winston, played collegiate football at Texas State University.

TACKLES	G	UA	A	Tot	TFL	Yds	PD	FF	FR	BLKD
2011	11	3	1	4	0.0	0	0	0	0	0
2012	11	0	6	6	0.0	0	0	0	1	0
2013	9	10	8	18	0.0	0	0	0	0	0
TOTAL	31	13	15	28	0.0	0	0	0	1	0



**#45 MASON STEWART**

Redshirt Sophomore • Linebacker • 1L • 6-2 • 210 • Houston, Texas (Memorial HS)



**2013:** Appeared in eight games, collecting 16 tackles... back-to-back four-tackle performances versus McMurry (9/21) and West Texas A&M (9/28)... two tackles, one for a loss at Angelo State (11/9)... recorded multiple tackles in four contests.

**2012:** Redshirted his first year at Texas A&M-Kingsville.

**High School:** Earned honorable mention all-district honors as a defensive end in his sophomore and junior seasons at Memorial High School in Houston, Texas... as a senior, he was named first team all-district as a linebacker... led the team to a District 18-5A championship as a sophomore, two 5A State semifinals appearances and one quarterfinals appearance... second Baptist JUMP Leader.

**Personal:** Son of Danny and Cristie Stewart... majoring in natural gas engineering.

TACKLES	G	UA	A	Tot	TFL	Yds	PD	FF	FR	BLKD
2013	8	10	6	16	1	1	0	0	0	0
TOTAL	8	10	6	16	1	1	0	0	0	0



Seven National Championships

**#48 JERRY ZACARIAS**

Sophomore • Tight End • SQ • 5-11 • 212 • Converse, Texas (Judson HS)



**High School:** Three-year letterwinner at Judson High School in Converse, Texas... also participated in baseball.

**Personal:** Full name Gerardo Zacarias... nickname is Jerry... born on January 26, 1995... son of Gerardo and Katherine Zacarias... studying kinesiology.

**#50 CHRIS COOPER**

Junior • Offensive Lineman • TR • 6-3 • 280 • San Antonio, Texas (Cisco JC)



**#52 WILL JUAREZ**

Junior • Defensive End • TR • 6-3 • 270 • Dallas, Texas (Blinn JC)



**#55 KYLE WILLIAMS**

Freshman • Linebacker • HS • 6-2 • 212 • Crosby, Texas (Crosby HS)



**High School:** Four-year letterwinner at Crosby High School in Crosby, Texas... awarded all-district... also participated in track and field.

**Personal:** Born on December 30, 1995... son of Collin and Melany Williams... has two siblings, Kobe and Kayla... studying chemical engineering.

**#60 IFEY IBIK**

Redshirt Sophomore • Offensive Lineman • 1L • 6-2 • 290 • Sugar Land, Texas (Travis HS)



**2013:** Appeared in six games as a redshirt freshman, collecting two solo tackles and four assisted stops... three tackles in season-opening victory at Central Washington (9/7)... ended the season with two tackles at Angelo State (11/9) and one versus Valdosta State (11/16).

**2012:** Redshirted his first year at A&M-Kingsville, retaining freshman eligibility.

**High School:** Led Travis High School to a District 23-5A championship as a senior.

**Personal:** Majoring in biomedical sciences (pre-med).

**#61 WILLIAM BRICKER**

Redshirt Freshman • Offensive Lineman • RS • 6-5 • 350 • Lexington, Texas (Giddings HS)



**2013:** Redshirted first season at Texas A&M-Kingsville.

**#63 MICHAEL O'NEAL**

Redshirt Sophomore • Offensive Lineman • 1L • 6-3 • 280 • Cibolo, Texas (Steele HS)



**2013:** Appeared in five games as a reserve offensive lineman.

**2012:** Redshirted his first year at A&M-Kingsville.

**High School:** Earned first team all-district honors as a senior... starter on the 2010 5A State Championship and 2011 State Runner-Up teams.

**Personal:** Son of Michael and Antonia O'Neal... majoring in criminology.



**#64 JAKE WALLACE**

Sophomore • Offensive Lineman • SQ • 6-3 • 225 • Victoria, Texas (Victoria West HS)

**2013:** Did not appear in a game.

**High School:** Earned Second Team All-District 30-4A in 2011 for Victoria West High School... received first team all-district, second team all-area and academic all-district in 2011.

**Personal:** Son of Cody and Patty Wallace... has two siblings, Drew and Blake... studying kinesiology.



**#68 RICHARD CERVANTES**

Freshman • Offensive Lineman • HS • 6-3 • 298 • Mission, Texas (Sharyland HS)

**High School:** Three-year letterwinner at Sharyland High School in Mission, Texas... awarded first team all-district, first all-state, and Padilla Poll... also participated in Track and Field, Wrestling, and Powerlifting.

**Personal:** Born June 16, 1995... son of Denise Denham... studying criminology.



**#69 JAMAL FOOTE**

Redshirt Freshman • Defensive Lineman • RS • 6-1 • 221 • Richmond, Texas (Lamar Consolidated HS)

**2013:** Did not compete, retaining freshman eligibility.

**High School:** Defensive lineman for Lamar Consolidated High School in Richmond, Texas... also lettered in track and field... received District 23-4A All-District distinction and led team to three state playoff appearances.

**Personal:** Son of Cordero and Myesha Anderson... has five siblings, Deija, Tyra, Cori, Corae and Jaylin... cousin Stacey Williams played at Baylor... majoring in education.



**#70 RALPH RUBALCABA**

Redshirt Freshman • Offensive Lineman • RS • 6-2 • 277 • Raymondville, Texas (Raymondville HS)

**2013:** Did not compete, retaining freshman eligibility.

**High School:** Earned all-state honors as a senior for Raymondville High School... named All-Rio Grande Valley, all-tregon and All-South Texas as a junior and senior... named all-district three times.



Seven National Championships



**#72 MANDO CASTILLO**

Freshman • Left Tackle • HS • 6-2 • 295 • Brownsville, Texas (Lopez HS)



**High School:** Three-year letter winner at Lopez High School... RGVCA All-Star Selection.

**Personal:** Full name Armando Castillo... nickname Mando... born Feb. 1, 1996... son of Armando Castillo and Gabriela Cortez... studying marketing.

**#73 STUART SANCHEZ**

Redshirt Freshman • Offensive Lineman • RS • 6-4 • 315 • Corpus Christi, Texas (Carrol HS)



**2013:** Did not appear in a game, retaining freshman eligibility.

**#74 CHRISTIAN GARCIA**

Junior • Offensive Lineman • 2L • 6-5 • 320 • Eagle Pass, Texas (Eagle Pass HS)



**2013:** Started all 10 games at left tackle and guard as a sophomore... All-LSC honorable mention... member of the offensive front that allowed Javelinas to score 72 points in first two games of the season... lettered as a thrower on the indoor and outdoor track and field teams.

**2012:** Appeared in three games as a freshman... lettered as a thrower on the indoor and outdoor track and field programs.

**High School:** Led Eagle Pass High School to three playoff appearances as an offensive tackle... two-time first team all-district performer... named the Most Outstanding Lineman as a senior... also a state qualifier in track and field.

**Personal:** Son of Luis and Yolanda Garcia... studying kinesiology.

**#76 BO VILLARREAL**

Redshirt Sophomore • Offensive Lineman • 1L • 6-5 • 258 • San Antonio, Texas (McCollum HS)



**2013:** Appeared in nine games, starting eight on the front line... started the first eight games of the season.

**2012:** Redshirted his first year at A&M-Kingsville.

**High School:** Lettered as a member of the McCollum High School football team in San Antonio, Texas... earned first-team, all-district honors as a senior.

**Personal:** Kinesiology major.



**#77 OLLIE BRADY**

Redshirt Junior • Offensive Lineman • 1L • 6-1 • 308 • Missouri City, Texas (Elkins HS)



**2013:** Appeared in five games, starting three... started three of the final four games of the season.

**2012:** Did not appear in any games.

**2011:** Redshirted, retaining freshman eligibility.

**High School:** Led Elkins High School to a pair of State 5A playoff games.

**Personal:** Son of Deon Stanford and Janelle Mayfield... management major.

**#78 TIANCE GARDNER**

Redshirt Junior • Offensive Lineman • 2L • 6-4 • 300 • Angleton, Texas (Angleton HS)



**2013:** Played in all 10 games, starting nine at right tackle... part of the offensive line that led to 72 points in first two games of the season.

**2012:** Appeared in three games as a backup offensive lineman.

**2011:** Redshirted his first year at Texas A&M-Kingsville... made the switch from defensive line to offensive line during the spring.

**Tyler JC:** Attended Tyler Junior College for one season... did not compete.

**High School:** Earned all-district honors at Angleton High School.

**Personal:** Majoring in psychology and sociology.

**#79 AUNDRALONG**

Redshirt Sophomore • Offensive Lineman • 1L • 6-4 • 270 • Huntsville, Texas (Huntsville HS)



**2013:** Appeared in four games, including two of the final three of the season... named to the Fall and Spring Lone Star Conference Commissioner's Honor Rolls.

**2012:** Redshirted his first year at Texas A&M-Kingsville, retaining freshman eligibility.

**High School:** Two-time academic all-district and second team all-district lineman for Huntsville High School... named team's Offensive Lineman of the Year as a junior and the school's Scholar-Athlete of the Year as a senior... led team to a pair of playoff appearances... member of the National Honor Society and Spanish Honor Society... also lettered in basketball and track.

**Personal:** Full name is Quintin Aundra Long Jr... born July 23, 1994... son of Aundra Sr. and Tracy Long... mother played basketball at Angelo State and his uncle, Fred Long, played football at Oklahoma State... has a younger brother, Matthew... postgraduate goal are to become a teacher and a coach... chose TAMUK because it was the best fit academically and athletically... admires his mother because she is a very strong woman... majoring in history.

Seven National Championships

**#80 PATRICK LaFLEUR**

Senior • Wide Receiver • 3L • 5-8 • 174 • Cypress, Texas (Cypress Woods HS)



**2013:** Appeared in all 10 games as a reserve wide receiver and on special... finished with five receptions for 34 yards... returned five kickoffs for 99 yards and four punts for 17 yards... also registered five tackles, including two solo stops against McMurry (9/21)... returned four kickoffs for 84 yards versus Texas A&M-Commerce (10/12)... named to 2014 Lone Star Conference Spring Commissioner's Honor Roll.

**2012:** Finished the season with 17 catches for 140 yards... participated in all 12 games... started the season opener against No. 22 Central Washington (9/1)... five receptions for 52 yards against North Alabama (10/6)... touchdown and 43 yards receiving in the spring game.

**2011:** Played in all 11 games as a true freshman... made first career reception at Incarnate Word (10/15)... finished the season with nine catches for 87 yards... eight catches in the final three games of the season... added three tackles on special teams.

RECEIVING	G	Rec	Yds	TD	Lg	Rec/G	Avg/C	Avg/G
2012	12	17	140	0	19	1.4	8.2	11.7
<b>TOTAL</b>	<b>12</b>	<b>17</b>	<b>140</b>	<b>0</b>	<b>19</b>	<b>1.4</b>	<b>8.2</b>	<b>11.7</b>

**High School:** Earned all-district honors at Cypress Woods High School as a senior.

**Personal:** Son of Cedrick and Tammie LaFleur... majoring in business management.



**#81 CHAZ ADAMS**

Junior • Wide Receiver • TR • 5-11 • 200 • Alexandria, La. (Bakersfield)



**Bakersfield:** Previously attended Bakersfield College in Bakersfield, Calif... played primarily on special teams.

**High School:** Two-year letterwinner at Alief Taylor High School in Houston, Texas... collected 37 carries, 800+ yards, 12 touchdowns, and 1 PR for touchdowns... also participated in track and field where he was awarded athlete of the year.

**Personal:** Born Aug. 17, 1993... son of Ena Sanders... currently studying sports business.

**#82 SHAVON PENNIE**

Sophomore • Wide Receiver • 1L • 6-1 • 165 • Bryan, Texas (Bryan HS)



**2013:** Recorded a solo tackle in lone game of season at Angelo State (11/9).



**#83 J.J. LARA**

Freshman • Wide Receiver • HS • 6-1 • 186 • Schulenburg, Texas (Schulenburg HS)



**High School:** Four-year letterwinner at Schulenburg High School in Schulenburg, Texas... awarded all-state receiver his junior year in high school... also participated in basketball, track and field, tennis, and OAP... held the title of being fourth fastest in the state in the 100 meter dash his junior and senior year.

**Personal:** Full name Jeffery Lara Jr... nickname is J. J... born on Dec. 6, 1995... son of Jeffery Sr. and Gertie Lara... majoring in criminology.

**#84 DEONDRIC LOFTON**

Freshman • Wide Receiver • HS • 6-0 • 165 • Victoria, Texas (Victoria East HS)



**High School:** Four-year letterwinner at Victoria East High School in Victoria, Texas... also participated in basketball and track and field.

**Personal:** Born on Oct. 5, 1995... son of Wyman and Yolanda Lofton... studying kinesiology.

**#85 JONATHAN SHYNGLE**

Redshirt Freshman • Wide Receiver • RS • 6-3 • 184 • Sugar Land, Texas (Kempner HS)



**2013:** Did not appear in a game, retaining freshman eligibility.

**High School:** Played two seasons for Kempner High School in Sugar Land, Texas.

**Personal:** Son of Perinza Cornwell and has two siblings, Jeremy and Jasper... studying Kinesiology.

**#88 JORDAN BARTON**

Freshman • Wide Receiver • HS • 6-1 • 165 • Houston, Texas (Lutheran South Academy)



**High School:** Two-year letterwinner at Lutheran South Academy in Houston, Texas... collected 65 receptions and 1200 yards... held the record for receptions and yardage... awarded 1st team all-district, NUC All American and all state... carried the title of Team Captain.

**Personal:** Full name Jordan Barton... nickname JB... born Oct. 18, 1995... son of William Barton and Carlie Dyer... has two siblings, Jase Dyer and Hailey Dyer... studying sports business.

Seven National Championships



**#92 HENRY GREATHOUSE**

Redshirt Senior • Defensive Line • 3L • 6-1 • 231 • Blanco, Texas (Blanco HS)



**2013:** Saw action in nine games, starting one . . . collected 15 tackles . . . career-high four tackles in first start of season at North Alabama (10/19) . . . tied career mark in season finale against Valdosta State (11/16) . . . three tackles at Midwestern State (10/5).

**2012:** Appeared in all 12 games, starting one . . . totaled 16 tackles . . . finished with sacks against Midwestern State (9/22) and Eastern New Mexico (11/10) . . . recovered two fumbles, one for 16 yards and a touchdown against the Greyhounds . . . three tackles for losses . . . multiple tackles in six games.

**2011:** Saw action against Minot State.

**2010:** Redshirted his first year at Texas A&M-Kingsville, retaining freshman eligibility.

**High School:** Earned first team All-District 27-2A honors as a defensive tackle and center as a senior at Blanco High School in Blanco, Texas . . . as a junior, he recorded 12 sacks and was named the District 27-2A Defensive MVP, first team All-Area and third team All-State 2A . . . led BHS to a bi-district championship, area championship, state quarterfinals appearance and state semifinals appearance in his four years . . . honor roll student.

**Personal:** Son of Bennie and Becky Greathouse . . . majoring in criminology.

TACKLES	G	UA	A	Tot	TFL	Yds	PD	FF	FR	BLKD
2011	1	0	0	0	0.0	0	0	0	0	0
2012	12	6	10	16	1.5	10	1	0	2	0
2013	9	2	13	15	0.0	0	0	0	0	0
TOTAL	22	8	23	31	1.5	10	1	0	2	0

**#95 DARIUS LIVELY**

Senior • Defensive End • TR • 6-4 • 250 • Dallas, Texas (ULM)



**#96 EDDIE HERNANDEZ**

Sophomore • Defensive End • SQ • 6-2 • 235 • Ingleside, Texas (Ingleside HS)



Texas A&M University–Kingsville focuses on teaching and research programs while cultivating generations of alumni, many within the same family. The school also is known for its engineering, wildlife and agricultural programs. The biomedical sciences department includes the National Natural Toxins Research Center, which is a nationally-known program that studies the benefits of snake-venom toxins. The University offers 52 bachelor's degrees and is updating the curriculum in every college.

Texas A&M-Kingsville was nationally ranked in Forbes 2011 and 2012 List of America's Top Colleges. Texas A&M-Kingsville also placed in the Top 100 Producers of Minority Degrees by Diverse: Issues in Higher Education and was in top 200 in the nation as ranked by Washington Monthly. The institution values research and undergraduates are encouraged to participate in hands-on projects, many through the Ronald McNair Scholars Program. The university has a 545-acre farm near the main campus that allows for research opportunities for students in the Dick and Mary Lewis College of Agriculture, Natural Resources and Human Sciences. Campus housing can accommodate approximately 2,300 students in seven residence halls. The two newest halls, University Village and Mesquite Village West, feature two- and four-bedroom suite-style floor plans.

Mesquite Village West houses Honors College students and offices. Students are enjoying the new Student Recreation Center, which offers two full-size gyms, a weight and cardio fitness room and an elevated jogging track.

The new Javelina Dining Hall opened in spring 2011 offering a wide variety of food for breakfast, lunch and dinner. Participation in the more than 100 student organizations and recreational sports teams enhances college life at A&M-Kingsville. Most of Texas A&M-Kingsville's approximately 7,700 students come from South Texas, but there is wide diversity in the population, with students from approximately 45 states and more than 45 countries. The student body is split almost equally between men and women.

The Javelina athletic program has been synonymous with success for more than 80 years. The Javelinas have won seven national football championships and 34 conference titles, including 27 Lone Star Conference trophies. The program had produced hundreds of All-Americans and has numerous hall of fame inductees including three in the Pro Football Hall of Fame: Darrell Green, John Randle and Gene Upshaw.

The success has carried over to other sports as well. The Javelina baseball team climbed into the top 10 for the first time in school history winning the LSC Tournament and hosted the NCAA South Central Regional. The track and field team won five individual national titles in 2013-2014 in indoor and outdoor track and field.



## MEET THE PRESIDENT



Dr. Steven H. Tallant became the 19th president of Texas A&M University-Kingsville in October 2008.

He immediately focused on building a leadership team, increasing enrollment, enhancing university facilities and increasing the visibility of the campus through a wider marketing initiative.

Recruitment and retention remain focal points of his presidency, and these efforts led to an 37 percent increase in enrollment during a five-year period. The campus infrastructure also is a priority with approximately \$100 million in

new construction and renovations on campus, including two new residence halls, a new recreation center and a new dining facility. This expansion was accompanied by development of a campus master plan to guide growth and construction over the next 50 years.

He has been recognized for his commitment to higher education and the community many times throughout his career; most recently, he received the President's Award from the Corpus Christi chapter of the NAACP and the "Humanitarian of the Year" from LULAC Council #1. In 2011, he was named "Citizen of the Year" by the Kingsville Chamber of Commerce and in 2010 he was named "Newsmaker of the Year" by the Kingsville Record. The Kleberg Hispanic Chamber of Commerce honored him with its "Special Leadership Award" in 2011.

In 2012, Texas A&M University System Chancellor John Sharp appointed him to the Texas A&M System Office of Sponsored Research Services Advisory Board. The same year, State Representative Todd Hunter appointed him to the Education Workforce Task Force in Corpus Christi.

He is a member of the Executive Committee for the Texas Council of Public Universities Presidents and Chancellors and a past chair of the Lone Star Council of Presidents. Tallant also is a member of the Off-site Review Committee for the Southern Association of Colleges and Schools Commission on College. In addition, he is a board member for the Board of Directors for KEDT/South Texas Public Broadcasting System, Inc.

Prior to joining the university, Tallant served as provost and vice chancellor for academic affairs at the University of Wisconsin-Eau Claire where he was responsible for all undergraduate and graduate academic programs. He also provided leadership in several restructuring initiatives, including the creation of the College of Education and Human Sciences and the College of Nursing and Health Services.

He also has 20 years of military service and served as chief of Air Force Family Research at the Pentagon from 1991-1994.

President Tallant earned his B.A. (Sociology) from the University of Florida, his M.S.W. (Social Work) from the University of Utah and his Ph.D. (Social Welfare) from the University of Wisconsin-Madison. He also is a graduate of the Governor's Executive Development Program through the Lyndon B. Johnson School of Public Affairs at The University of Texas.

## MEET THE VP



Beginning his career in 1983 as an assistant baseball coach at the University of Virginia and later becoming one of the nation's youngest Division I head coaches, Scott Gines concluded his 17-year Division I coaching career in 2000 with 37 professional draft or free agent selections and 9 Academic All-Americans while revitalizing and becoming the all-time wins leader upon his departure at two institutions. From 2000-2009 Gines served as an NAIA and NCAA II director of athletics at three universities, elevating revenues, launching capital improvements, community engagement initiatives, and fostering department growth while capturing 9 conference championships and 17 post-season bids highlighted by 3 Elite Eight, 2 Final Four and 1 national championship appearance.

Gines' 31-year higher education career spans a diverse range of institutions and leadership positions. In January 2013 Gines became the vice president for intercollegiate athletics and campus recreation, and Gines' current tenure (2013-P) includes 2 LSC Championships, 3 NCAA II post-season appearances, and 3 top 10 national finishes in men's track-field. Gines served as vice president for institutional advancement at Texas A&M University-Kingsville from July 2009 through December 2012, overseeing the departments of athletics, career services, alumni, development, marketing and communications. Prior to this role Gines served as the director of athletics at Texas A&M University-Kingsville, a post he assumed in August 2007.

A 1983 distinguished graduate and distinguished military scholar of the VMI, Gines holds a M.Ed. from the University of Virginia, completed all doctoral coursework in sport psychology at UVA and all doctoral coursework in educational leadership and policy at the University of St. Thomas (MN). He is a fellow of the Higher Education Management Institute at Peabody College, Vanderbilt University and holds a certificate from the Sport Management Institute Executive Program. A reviewer for the Journal of Sport Administration and Supervision and the Administrative Issues Journal, his publications include submissions in the Journal of Sport and Exercise Psychology, The Coaching Clinic, A.B.C.A Quarterly Digest and Medicine and Science in Sports and Exercise. Gines served on the sport management faculty at Dakota Wesleyan and Fairmont State Universities.

Recognized for his work in strategic and financial planning, Gines served on the NAIA's national oversight (Council of Athletic Administrators) and legislative committees; the NCAA II Northeast Regional Advisory Committee (Football); chaired the Lone Star Conference (LSC) Expansion Committee and led the Lone Star Conference Strategic Plan Review (2015-2019); he currently serves in the NCAA II/D2ADA Women and Minorities Program, and is a current member of the NCAA's membership-wide Research Committee. An experienced speaker, Gines is a past-presenter at the NCAA, NAIA, and NACDA national conventions.

Gines is listed in Who's Who Among America's Teachers (1996), the Manchester Who's Who Among Executives and Professionals, and the Empire Who's Who. A 1984 Outstanding Young Men of America recipient and 1984 U.S. Olympic Tryout participant, Gines received the 1989 Big South Coach of the Year award (baseball), and TAMUK athletics is a 3-time recipient of the LSC Community Engagement Award of Excellence and a 5-time recipient of the LSC SAAC Cup. Gines serves on the Coastal Bend Fellowship of Christian Athletes Board of Directors, and he is the past-President of Kingsville Rotary (2013-14).

Gines is married to the former Ginger Holley, a 1983 Davidson College alumna and registered nurse. They have two grown children, son, Patrick, daughter, Kelly, daughter-in-law, Lauren, and granddaughter, Piper.



MEET THE ATHLETIC TRAINING / STRENGTH AND CONDITIONING STAFF



**Ruben Cantu**  
Senior Associate AD  
Head Athletic Trainer



**Tena Savage**  
Assistant Athletic Trainer



**Monica Valdez**  
Assistant Athletic Trainer  
Outreach Coordinator



**Stephanie Ames**  
Graduate Assistant



**Sarah Embrey**  
Graduate Assistant



**Jessica Johnson**  
Outreach Program



**Chris Armas**  
Graduate Student  
Brownsville, Texas  
Rivera HS



**Emily Castillo**  
Senior  
Hidalgo, Texas  
Valley View HS



**Edgar Chavarin**  
Senior  
Donna, Texas  
Donna HS



**Martha Jimenez**  
Senior  
Hidalgo, Texas  
Valley View HS



**Rachel Lockett**  
Senior  
Rosharon, Texas  
Manvel HS



**Jesus Melchor III**  
Senior  
Corpus Christi, Texas  
Foy H. Moody HS



**Daniel Navarro II**  
Senior  
McAllen, Texas  
Nikki Rowe HS



**Celia Pena**  
Senior  
Weslaco, Texas  
Weslaco HS



**Amanda Perez**  
Senior  
Lyford, Texas  
Lyford HS



**Brittany Torres**  
Graduate Student  
Arkansas Pass, Texas  
Arkansas Pass HS



**Yosho Villarreal**  
Senior  
La Joya, Texas  
La Joya-Juarez HS



**Amanda Bustos**  
Sophomore  
San Antonio, Texas  
H.M. King HS



**Angelica Cantu**  
Junior  
San Antonio, Texas  
Highlands HS



**Madalynn Nixon**  
Sophomore  
Woodsboro, Texas  
Woodsboro HS



**Marco Regalado**  
Freshman  
Zapata, Texas  
Texas State



**Migdalia Garcia**  
Sophomore  
McCallen, Texas  
Sharyland HS



**Rebeca Arreaga**  
Freshman  
Houston, Texas  
Alief Elsik HS



**Selena Quintanilla**  
Sophomore  
Weslaco, Texas  
Weslaco HS



**Lee Scott**  
Head Strength and  
Conditioning Coach



**Chris Lowe**  
Strength and Condition-  
ing Graduate Assistant



**R.J. Goubeaux**  
Strength and Condition-  
ing Graduate Assistant



Seven National Championships



2013 SEASON STATISTICS

Texas A&M University-Kingsville Football  
Tex. A&M-Kingsville Combined Team Statistics (as of Aug 29, 2014)

All games

Date	Opponent	Score	Att.
Sep 07, 2013	at Central Wash.	W 21-14	2412
Sep 21, 2013	MCMURRY	W 52-32	10500
* Sep 28, 2013	#4 WEST TEX. A&M	L 7-69	11500
* Oct 05, 2013	at Midwestern St.	L 10-43	8743
* Oct 12, 2013	TEX. A&M-COMMERCE	L 28-41	10500
Oct 19, 2013	at North Ala.	L 17-49	7519
* Oct 26, 2013	at Eastern N.M.	L 10-13	2248
* Nov 02, 2013	TARLETON STATE	L 20-45	8069
* Nov 09, 2013	at Angelo St.	L 28-49	4733
Nov 16, 2013	VALDOSTA ST.	L 27-35	7500

Record:	Overall	Home	Away	Neutral
All games	2-8	1-4	1-4	0-0
Conference	0-6	0-3	0-3	0-0
Non-Conference	2-2	1-1	1-1	0-0

Team Statistics	TAMUK	OPP
FIRST DOWNS	195	216
Rushing	88	95
Passing	86	105
Penalty	21	16
RUSHING YARDAGE	1500	1664
Rushing Attempts	416	414
Average Per Rush	3.6	4.0
Average Per Game	150.0	166.4
TDs Rushing	13	25
PASSING YARDAGE	1790	2215
Comp-Att-Int	169-328-17	196-323-10
Average Per Pass	5.5	6.9
Average Per Catch	10.6	11.3
Average Per Game	179.0	221.5
TDs Passing	12	20
TOTAL OFFENSE	3290	3879
Average Per Play	4.4	5.3
Average Per Game	329.0	387.9
KICK RETURNS: #-Yards	44-839	35-780
PUNT RETURNS: #-Yards	12-20	23-308
INT RETURNS: #-Yards	10-138	17-212
FUMBLES-LOST	14-10	19-8
PENALTIES-Yards	75-594	75-647
PUNTS-AVG	63-36.9	50-40.1
TIME OF POSSESSION/Game	30:58	29:02
3RD-DOWN Conversions	47/155	54/142
4TH-DOWN Conversions	5/18	6/15

Rushing	gp-gs	att	gain	loss	net	avg	td	lg	avg/g
Greg Pitre	10-4	62	375	26	349	5.6	2	89	34.9
Cornelius Shackelfor	8-4	73	361	17	344	4.7	2	37	43.0
Anthony Washington	9-2	48	360	29	331	6.9	2	60	36.8
Caleb Bedford	7-7	106	304	189	115	1.1	3	17	16.4
Marquis Cardinal, Jr	4-0	7	89	0	89	12.7	0	74	22.2
Alex Rios	2-2	18	86	24	62	3.4	0	15	31.0
Chandler Hill	9-2	13	53	1	52	4.0	0	15	5.8
Aaron Bueno	3-1	32	123	75	48	1.5	1	36	16.0
Chazz Adams	2-0	10	43	10	33	3.3	0	16	16.5
Ashton Jefferson	3-0	5	23	0	23	4.6	0	11	7.7
John Houston	1-0	7	26	7	19	2.7	0	13	19.0
Matt Stoll	10-0	1	17	0	17	17.0	1	17	1.7
L. Dworaczyk	3-0	1	10	0	10	10.0	0	10	3.3
Musa Mahmud	10-4	2	9	0	9	4.5	0	9	0.9
Clyde Lee	6-2	0	8	0	8	0.0	0	0	1.3
Shane Prater	10-5	1	7	0	7	7.0	0	7	0.7
C.J. Griggs	10-6	1	6	0	6	6.0	0	6	0.6
Flecher Robinson	2-0	5	13	7	6	1.2	0	5	3.0
Robert Armstrong	10-9	4	7	1	6	1.5	2	4	0.6
TEAM	4-0	2	0	6	-6	-3.0	0	0	-1.5
Dean Brantley	7-0	18	19	47	-28	-1.6	0	4	-4.0
Total	10	416	1939	439	1500	3.6	13	89	150.0
Opponents	10	414	2040	376	1664	4.0	25	59	166.4

Interceptions	no.	yds	avg	td	lg
Forrest Jones	2	5	2.5	0	5
Anthony Forker	2	44	22.0	0	34
Robert Williams	1	17	17.0	0	17
Victor Castro	1	20	20.0	1	20
Trevor Pesek	1	40	40.0	1	40
Lamont Hills	1	0	0.0	0	0
Kerry Wheatfall, Jr.	1	5	5.0	0	5
Joe Crowe	1	7	7.0	0	7

Passing	gp-gs	effic	comp-att-int	pct	yds	td	lg	avg/g
Caleb Bedford	7-7	94.44	95-199-12	47.7	1117	7	60	159.6
Dean Brantley	7-0	132.16	37-58-1	63.8	378	3	40	54.0
Alex Rios	2-2	91.91	21-37-3	56.8	187	1	32	93.5
Aaron Bueno	3-1	79.92	16-33-1	48.5	108	1	13	36.0
Angel Millan	10-0	0.00	0-1-0	0.0	0	0	0	0.0
Total	10	99.07	169-328-17	51.5	1790	12	60	179.0
Opponents	10	132.53	196-323-10	60.7	2215	20	50	221.5

Punting	no.	yds	avg	lg	tb	fc	l20	50+	blk
Angel Millan	44	1598	36.3	58	4	10	9	6	1
Matt Stoll	18	728	40.4	59	2	0	3	1	0
TEAM	1	0	0.0	0	0	0	0	0	0

Receiving	gp-gs	no.	yds	avg	td	lg	avg/g
Robert Armstrong	10-9	66	761	11.5	8	60	76.1
Musa Mahmud	10-4	18	232	12.9	3	34	23.2
C.J. Griggs	10-6	14	143	10.2	0	20	14.3
Greg Pitre	10-4	14	90	6.4	0	25	9.0
Derek Tesch	10-9	10	103	10.3	1	18	10.3
Shane Prater	10-5	9	178	19.8	0	40	17.8
Anthony Washington	9-2	6	44	7.3	0	11	4.9
Cornelius Shackelfor	8-4	6	17	2.8	0	9	2.1
Chandler Hill	9-2	5	50	10.0	0	17	5.6
Clyde Lee	6-2	5	39	7.8	0	15	6.5
Patrick LaFleur	10-0	5	34	6.8	0	12	3.4
Chazz Adams	2-0	4	31	7.8	0	14	15.5
Andrew Shows	9-3	3	23	7.7	0	10	2.6
Peyton Tilley	6-1	2	29	14.5	0	21	4.8
Leo Gonzalez	6-0	2	16	8.0	0	12	2.7
Total	10	169	1790	10.6	12	60	179.0
Opponents	10	196	2215	11.3	20	50	221.5

Punt Returns	no.	yds	avg	td	lg
Patrick LaFleur	4	17	4.2	0	8
Flecher Robinson	4	3	0.8	0	3
Robert Armstrong	2	0	0.0	0	0
Clyde Lee	2	0	0.0	0	2
Total	12	20	1.7	0	8
Opponents	23	308	13.4	1	53

Field Goals	fg	pct.	01-19	20-29	30-39	40-49	50-99	lg	blk
Matt Stoll	8-14	57.1	0-0	1-2	2-3	4-6	1-3	51	0

Kick Returns	no.	yds	avg	td	lg
Anthony Washington	16	303	18.9	0	30
Joe Crowe	6	190	31.7	0	87
Greg Pitre	5	93	18.6	0	32
Patrick LaFleur	5	99	19.8	0	27
Clyde Lee	4	51	12.8	0	23
Robert Armstrong	3	57	19.0	0	23
Shane Prater	2	22	11.0	0	15
Daniel Ramirez	1	-14	-14.0	0	0
T. McCullough	1	31	31.0	0	31
Derek Tesch	1	7	7.0	0	7
Total	44	839	19.1	0	87
Opponents	35	780	22.3	1	95

Scoring	td	fg	kick	PAT rush	rcv	pass	dxp	saf	pts
Robert Armstrong	10	-	-	-	-	-	-	-	60
Matt Stoll	1	8-14	28-28	-	-	-	-	-	58
Musa Mahmud	3	-	-	-	-	-	-	-	18
Caleb Bedford	3	-	-	-	-	-	-	-	18
Cornelius Shackelfor	2	-	-	-	-	-	-	-	12
Anthony Washington	2	-	-	-	-	-	-	-	12
Greg Pitre	2	-	-	-	-	-	-	-	12
Ricky Marshall	1	-	-	-	-	-	-	-	6
Trevor Pesek	1	-	-	-	-	-	-	-	6
Aaron Bueno	1	-	-	-	-	-	-	-	6
Victor Castro	1	-	-	-	-	-	-	-	6
Derek Tesch	1	-	-	-	-	-	-	-	6
Total	28	8-14	28-28	-	-	-	-	-	220
Opponents	53	7-13	49-51	-	-	0-2	-	-	390

All Purpose	g	rush	rcv	pr	kr	lr	total	avg/g
Robert Armstrong	10	6	761	0	57	0	824	82.4
Anthony Washin	9	331	44	0	303	0	678	75.3
Greg Pitre	10	349	90	0	93	0	532	53.2
Cornelius Shack	8	344	17	0	0	0	361	45.1
Musa Mahmud	10	9	232	0	0	0	241	24.1
Total	10	1500	1790	20	839	138	4287	428.7
Opponents	10	1664	2215	308	780	212	5179	517.9

Score by Quarters	1st	2nd	3rd	4th	OT	Total
Tex. A&M-Kingsville	72	44	38	66	0	220
Opponents	72	111	114	93	0	390

Total Offense	g	plays	rush	pass	total	avg/g
Caleb Bedford	7	305	115	1117	1232	176.0
Dean Brantley	7	76	-28	378	350	50.0
Greg Pitre	10	62	349	0	349	34.9
Cornelius Shackelfor	8	73	344	0	344	43.0
Anthony Washington	9	48	331	0	331	36.8
Total	10	744	1500	1790	3290	329.0
Opponents	10	737	1664	2215	3879	387.9

#	Defensive Leaders	gp-gs	ua	a	tot	tfl/yds	Sacks	Pass defense	Fumbles	blkd	saf
35	Brandon Imaec	0-0	25	23	22	8/101	1-21	int-yds brup qbh	rcv-yds	ff	kick

Seven National Championships

2013 SEASON STATISTICS

Texas A&M University-Kingsville Football

Tex. A&M-Kingsville Overall Defensive Statistics (as of Aug 29, 2014)

All games

##	Defensive Leaders	gp-gs	Tackles				Sacks		Pass defense			Fumbles		blkd	
			ua	a	tot	tfl/yds	no-yds	int-yds	brup	qbh	rcv-yds	ff	kick	saf	
2	Robert Williams	10-10	39	49	88	21-66	5-24	1-17	2	3	1-0	3	.	.	
35	Brandon James	9-9	45	43	88	8-19	1-6	.	.	1	1-0	2	.	.	
41	Mark Savere	10-10	35	51	86	13-46	3-18	.	2	1	1-0	2	.	.	
99	Zane Brown	10-10	21	46	67	17-38	4-17	.	.	4	.	.	.	.	
23	Trevor Pesek	10-8	29	28	57	6-29	2-20	1-40	4	1	.	.	.	.	
5	Anthony Forker	10-10	30	26	56	8-17	.	2-44	4	.	.	1	.	.	
21	Lamont Hills	10-10	27	24	51	2-4	.	1-0	4	.	1-0	.	.	.	
31	Forrest Jones	10-7	21	18	39	.	.	2-5	5	.	.	.	.	.	
49	Ricky Marshall	10-10	11	25	36	7-15	5-12	.	.	2	2-43	.	.	.	
28	Kelechi Amushie	9-2	19	5	24	.	.	.	6	.	1-0	.	.	.	
44	Kamen Ruelas	9-0	10	8	18	.	.	.	.	.	.	.	.	.	
45	Mason Stewart	8-0	10	6	16	1-1	.	.	.	.	.	.	.	.	
92	Henry Greathouse	9-1	2	13	15	.	.	.	.	.	.	.	.	.	
25	Joe Crowe	10-9	11	3	14	2-5	1-4	1-7	3	.	.	.	.	.	
27	Kerry Wheatfall, Jr.	9-2	3	9	12	.	.	1-5	.	.	.	.	.	.	
39	Stephen Maeweather	7-0	5	5	10	1-5	1-5	.	.	1	.	.	.	.	
18	Matt Stoll	10-0	7	3	10	.	.	.	.	.	.	.	.	.	
96	Joshua Toki	9-8	2	5	7	2-5	1-3	.	1	.	.	.	.	.	
47	Mike Yarbrough	7-0	2	5	7	1-1	.	.	.	1	.	.	.	.	
33	Greg Pitre	10-4	4	2	6	.	.	.	.	.	.	.	.	.	
90	Ifey Ibik	6-0	2	4	6	.	.	.	.	.	.	.	.	.	
4	James Gilbert	9-0	4	2	6	.	.	.	.	.	.	.	.	.	
30	Daniel Ramirez	10-0	3	3	6	1-1	.	.	.	.	.	.	.	.	
16	Ronnie Ford	4-2	4	2	6	1-2	.	.	4	.	.	.	.	.	
36	Rockeem Collins	6-0	5	1	6	.	.	.	.	.	.	.	.	.	
80	Patrick LaFleur	10-0	3	2	5	.	.	.	.	.	.	.	.	.	
73	Michael Utu	8-0	2	2	4	.	.	.	.	.	.	.	.	.	
11	Derek Tesch	10-9	2	2	4	.	.	.	.	.	.	.	.	.	
94	Victor Castro	4-1	2	2	4	.	.	1-20	.	.	.	.	.	.	
6	Shane Prater	10-5	1	3	4	.	.	.	.	.	1-0	.	.	.	
42	Miles Kirksey	8-0	1	2	3	.	.	.	.	.	.	.	.	.	
12	Musa Mahmud	10-4	2	.	2	.	.	.	.	.	.	.	.	.	
48	Chazz Adams	2-0	1	.	1	.	.	.	.	.	.	.	.	.	
3	Shavon Pennie	1-0	1	.	1	.	.	.	.	.	.	.	.	.	
17	C.J. Griggs	10-6	1	.	1	1-7	.	.	.	.	.	.	.	.	
22	Marquis Cardinal, Jr	4-0	.	1	1	.	.	.	.	.	.	.	.	.	
34	Cornelius Shackelfor	8-4	.	1	1	.	.	.	.	.	.	.	.	.	
24	Ashton Jefferson	3-0	.	1	1	.	.	.	.	.	.	.	.	.	
3	T. McCullough	1-1	1	.	1	1-1	.	.	.	.	.	.	.	.	
Total		10	368	402	770	93-262	19-109	10-138	35	14	8-43	8	.	.	
Opponents		10	387	416	803	129-428	35-262	17-212	37	23	10-35	8	1	1	



Seven National Championships

Texas A&M University-Kingsville Football  
Tex. A&M-Kingsville Game Results (as of Sep 01, 2014)  
All games

Date	Opponent	Score	Overall	Conference	Time	Attend
Sep 07, 2013	at Central Wash.	W 21-14	1-0	0-0	2:49	2412
Sep 21, 2013	MCMURRY	W 52-32	2-0	0-0	3:04	10500
* Sep 28, 2013	#4 WEST TEX. A&M	L 7-69	2-1	0-1	2:50	11500
* Oct 05, 2013	at Midwestern St.	L 10-43	2-2	0-2	3:04	8743
* Oct 12, 2013	TEX. A&M-COMMERCE	L 28-41	2-3	0-3	2:56	10500
Oct 19, 2013	at North Ala.	L 17-49	2-4	0-3	3:14	7519
* Oct 26, 2013	at Eastern N.M.	L 10-13	2-5	0-4	2:40	2248
* Nov 02, 2013	TARLETON STATE	L 20-45	2-6	0-5	3:00	8069
* Nov 09, 2013	at Angelo St.	L 28-49	2-7	0-6	3:05	4733
Nov 16, 2013	VALDOSTA ST.	L 27-35	2-8	0-6	2:56	7500



**Texas A&M University-Kingsville Football**  
**Tex. A&M-Kingsville Games Played (as of Sep 01, 2014)**  
**All games**

#	PLAYER	GP-GS	CWU	MCM	WTAMU	MSU	A&M-C	UNA	ENMU	TSU	ASU	VSU
48	C. Adams	2/-	...	...	...	...	XXX	XXX	...	...	...	...
28	K. Amushie	9/2	XXX	XXX	...	XXX	XXX	XXX	XXX	XXX	START	START
7	R. Armstrong	10/9	START	START	XXX	START	START	START	START	START	START	START
8	C. Bedford	7/7	...	...	...	START	START	START	START	START	START	START
55	C. Belton	3/-	XXX	XXX	...	XXX	...	...	...	...	...	...
77	O. Brady	5/3	...	...	...	...	XXX	START	XXX	START	START	START
14	D. Brantley	7/-	XXX	...	XXX	XXX	XXX	...	XXX	...	XXX	XXX
99	Z. Brown	10/10	START	START	START	START	START	START	START	START	START	START
9	A. Bueno	3/1	...	XXX	START	...	XXX	...	...	...	...	...
94	V. Castro	4/1	START	XXX	XXX	XXX	...	...	...	...	...	...
36	R. Collins	6/-	XXX	XXX	XXX	XXX	...	XXX	...	...	...	XXX
25	J. Crowe	10/9	START	XXX	START	START	START	START	START	START	START	START
16	L. Dworaczyk	3/-	XXX	XXX	XXX	...	...	...	...	...	...	...
8	R. Ford	4/2	START	XXX	START	...	XXX	...	...	...	...	...
5	A. Forker	10/10	START	START	START	START	START	START	START	START	START	START
74	C. Garcia	10/10	START	START	START	START	START	START	START	START	START	START
78	T. Gardner	10/9	START	START	START	START	START	START	XXX	START	START	START
4	J. Gilbert	9/-	XXX	XXX	XXX	XXX	XXX	XXX	XXX	...	XXX	XXX
83	L. Gonzalez	6/-	...	...	...	XXX	XXX	...	XXX	XXX	XXX	XXX
92	H. Greathouse	9/1	XXX	...	XXX	XXX	XXX	START	XXX	XXX	XXX	XXX
17	C. Griggs	10/6	XXX	XXX	START	START	XXX	XXX	START	START	START	START
84	A. Harper	7/-	XXX	XXX	XXX	XXX	XXX	XXX	...	XXX	...	...
26	C. Hill	9/2	XXX	XXX	START	XXX	XXX	XXX	...	XXX	XXX	START
21	L. Hills	10/10	START	START	START	START	START	START	START	START	START	START
37	J. Houston	1/-	...	XXX	...	...	...	...	...	...	...	...
90	I. Ibik	6/-	XXX	XXX	XXX	XXX	...	...	...	...	XXX	XXX
35	B. James	9/9	START	START	...	START	START	START	START	START	START	START
24	A. Jefferson	3/-	...	XXX	...	...	...	...	...	XXX	...	XXX
31	F. Jones	10/7	XXX	START	START	START	START	START	START	START	XXX	XXX
42	M. Kirksey	8/-	...	...	XXX	XXX	XXX	XXX	XXX	XXX	XXX	XXX
46	A. Kuyinu	1/-	...	...	...	XXX	...	...	...	...	...	...
80	P. LaFleur	10/-	XXX	XXX	XXX	XXX	XXX	XXX	XXX	XXX	XXX	XXX
1	C. Lee	6/2	START	START	XXX	XXX	...	XXX	XXX	...	...	...
38	M. Lehnig	1/-	...	...	...	...	...	...	...	XXX	...	...
79	A. Long	4/-	XXX	...	XXX	...	...	...	...	XXX	...	XXX
22	M. Cardinal, Jr	4/-	XXX	XXX	XXX	...	...	...	...	XXX	...	...
39	S. Maeweather	7/-	XXX	XXX	XXX	...	XXX	XXX	XXX	XXX	...	...
12	M. Mahmud	10/4	XXX	XXX	XXX	START	START	START	XXX	XXX	XXX	START
49	R. Marshall	10/10	START	START	START	START	START	START	START	START	START	START
3	T. McCullough	1/1	...	START	...	...	...	...	...	...	...	...
13	A. Millan	10/-	XXX	XXX	XXX	XXX	XXX	XXX	XXX	XXX	XXX	XXX
63	M. O'Neal	5/-	...	XXX	XXX	...	...	XXX	XXX	XXX	...	...
69	T. Parsons	5/-	...	...	XXX	XXX	...	XXX	XXX	XXX	...	...
3	S. Pennie	1/-	...	...	...	...	...	...	...	...	XXX	...
23	T. Pesek	10/8	START	START	XXX	XXX	START	START	START	START	START	START
33	G. Pitre	10/4	XXX	START	START	XXX	XXX	XXX	XXX	START	START	XXX
6	S. Prater	10/5	XXX	XXX	XXX	XXX	START	START	START	START	START	XXX

Seven National Championships




# FOOTBALL YEAR-BY-YEAR



**1930 (3-3-3) Bud McCallum**

9/29 Texas Lutheran	6-6
10/3 Southwestern	0-0
10/7 Edinburg JC	40-6
10/18 Rice "B"	0-6
11/1 Schreiner	7-6
11/8 Sam Houston	0-19
11/17 A&M-Commerce	25-6
11/22 Daniel Baker	6-6
12/4 Sul Ross	6-20

10/16 Lamar	25-0
10/24 Westmoreland	48-0
10/31 Southwestern	25-6
11/14 St. Mary's	20-0
11/20 Hardin-Simmons	6-39
11/26 Sul Ross	7-13



**1946 (2-6-0) Dewey Mayhew**

9/21 Howard Payne	0-27
10/4 Southwest Texas	0-28
10/12 Houston	0-34
10/19 McMurry	10-13
10/26 Corpus Christi	0-20
11/2 Sul Ross	12-7
11/16 S.F. Austin	23-20
11/23 Abilene Christian	7-32

**1925 (4-2-1) L.J. Smith**

10/10 Breckenridge	32-0
10/16 Kingsville Firemen	6-7
Victoria JC	31-7
11/7 Southwest Texas	0-0
11/13 McAllen High	21-0
11/20 Schreiner	7-18
11/26 Kingsville Firemen	20-0

**1931 (8-1-0) Bud McCallum**

9/19 Rice	0-37
9/26 Texas Lutheran	38-0
10/3 Victoria JC	38-0
10/10 Southwest Texas	7-0
10/17 A&M-Commerce	7-6
10/31 vs. Sul Ross	19-0
11/7 Sam Houston	33-0
11/14 S.F. Austin	48-6
11/21 Schreiner	20-6

**1937 (4-3-1) Bud McCallum**

10/2 Lamar	26-0
10/9 Sul Ross	12-7
10/16 Sam Houston	14-16
10/23 vs Schreiner	12-13
10/30 Southwestern	0-6
11/6 St. Mary's	6-6
11/13 S.F. Austin	33-6
11/20 Nat. Univ. Mexico	26-12

**1926 (4-3-0) L.J. Smith**

9/6 St. Mary's	0-18
9/13 Peacock Military	41-0
9/25 Southwest Texas	2-13
10/4 Fort Brown	42-0
10/16 Schreiner	3-7
10/23 Ft. Sam Houston	45-14
10/30 Victoria JC	19-0

**TIAA Conference Champions**

**1938 (7-3-0) Bud McCallum**

9/24 Texas A&M	0-52
10/1 Randolph Field	30-0
10/8 23rd Infantry	34-6
10/14 Sam Houston	7-20
10/22 vs Schreiner	20-13
10/29 Sul Ross	20-6
11/5 St. Mary's	13-7
11/18 Trinity	26-19
11/22 vs Nat. Univ. Mexico	53-7
11/29 St. Edward's	7-14

**1927 (4-1-0) L.J. Smith**

10/1 St. Mary's	9-0
10/8 Victoria JC	39-0
10/22 Edinburg JC	14-0
11/4 Schreiner	0-13
11/18 Fort Brown	59-6

**1932 (6-2-0) Bud McCallum**

9/24 Rice	0-20
10/8 Texas A&M	0-14
10/15 Kelly Field	44-0
10/29 Sam Houston	12-6
11/3 Daniel Baker	19-13
11/11 Abilene Christian	25-0
11/18 Schreiner	13-0
11/26 vs McMurry	20-0

**1939 (6-1-3) Bud McCallum**

9/18 San Jose State	0-9
9/30 Daniel Baker	20-3
10/6 Sul Ross	26-7
10/14 Sam Houston	7-0
10/20 Southwest Texas	0-0
10/28 vs Schreiner	21-14
11/10 S.F. Austin	0-0
11/18 St. Mary's	7-3
11/24 St. Edward's	26-6
11/30 West Texas A&M	0-0

**1928 (4-4-0) L.J. Smith**

9/22 Southwest Texas	4-0
10/8 St. Mary's	0-6
10/17 Fort Brown	84-0
10/24 Fort Sam Houston	25-6
11/3 Schreiner	0-26
11/12 S.F. Austin	49-0
11/24 Sam Houston	0-12
12/31 Edinburg JC	0-13

**1933 (6-2-0) Bud McCallum**

9/23 Rice	0-7
9/29 Randolph Field	25-2
10/7 McMurry	19-0
10/13 vs Texas A&M	0-17
10/27 Sam Houston	37-6
11/3 Daniel Baker	37-7
11/16 Abilene Christian	39-0
11/22 Schreiner	36-0

**Alamo Conference Champions**

**1940 (6-3-0) Bud McCallum**

9/17 San Jose State	10-0
9/28 Texas A&M	0-26
10/12 Sam Houston	7-6
10/19 Southwest Texas	19-12
10/26 Daniel Baker	38-6
11/2 Rice	6-9
11/9 S.F. Austin	18-7
11/16 St. Mary's	14-0
11/23 West Texas A&M	6-26



**1929 (3-4-1) Bud McCallum**

9/28 St. Mary's	0-34
10/5 Texas Lutheran	23-6
10/12 Southwest Texas	0-32
10/25 Schreiner	7-7
11/5 Brownsville JC	14-7
11/9 Sam Houston	0-19
11/16 Southwestern	0-26
11/28 Edinburg JC	20-12

**1934 (5-1-1) Bud McCallum**

9/22 North Texas	7-6
9/29 Texas A&M	14-14
10/13 Dixie University	71-0
10/20 Fort Sam Houston	52-0
10/26 vs Sul Ross	19-0
11/3 Rice	0-27
11/24 Daniel Baker	26-0

**1941 (8-2-0) Bud McCallum**

9/19 San Jose State	7-14
9/26 Arizona State	35-7
10/4 vs Texas A&M	0-41
10/11 Sam Houston	46-7
10/17 Southwest Texas	14-6
10/25 East Central	68-0
11/1 S.F. Austin	55-7
11/15 St. Mary's	33-7
11/22 West Texas A&M	39-7
11/29 Texas Wesleyan	39-26

**1935 (3-5-0) Bud McCallum**

9/28 Texas-Austin	6-28
10/5 Baylor	0-6
10/12 Schreiner	0-16
10/17 Lamar	13-8
11/1 Southwest Texas	7-0
11/11 Hardin-Simmons	0-34
11/16 St. Mary's	6-19
11/22 St. Edward's	14-0

**1942 (8-2-0) Bud McCallum**

9/19 San Jose State	7-14
9/26 Arizona State	35-7
10/4 vs Texas A&M	0-41
10/11 Sam Houston	46-7
10/17 Southwest Texas	14-6
10/25 East Central	68-0
11/1 S.F. Austin	55-7
11/15 St. Mary's	33-7
11/22 West Texas A&M	39-7
11/29 Texas Wesleyan	39-26

**1936 (6-4-0) Bud McCallum**

9/19 vs Rice	0-33
9/25 Victoria JC	26-0
10/3 Southern Methodist	0-61
10/10 Schreiner	19-7

**1947 (7-1-1) Dewey Mayhew**

9/20 Howard Payne	19-14
9/27 Sam Houston	28-17
10/4 Southwest Texas	19-13
10/11 Houston	13-7
10/18 McMurry	14-14
10/25 East Texas Baptist	20-0
11/1 Sul Ross	19-6
11/8 Corpus Christi NAS	34-12
11/15 S.F. Austin	7-15

**1948 (5-5-0) Dewey Mayhew**

9/18 Houston	0-14
9/25 Howard Payne	12-25
10/2 Southwest Texas	13-2
10/9 Sam Houston	32-6
10/16 McMurry	22-14
10/23 East Texas Baptist	31-0
10/30 Sul Ross	19-33
11/6 Corpus Christi	0-13
11/20 Daniel Baker	67-0
11/27 Austin College	20-25

**1949 (8-2-0) Dewey Mayhew**

9/24 Howard Payne	14-12
10/1 Southwest Texas	20-12
10/8 Sam Houston	16-12
10/15 McMurry	14-39
10/22 Daniel Baker	33-0
10/29 Sul Ross	46-6
11/5 Abilene Christian	50-13
11/12 Southwestern	7-3
11/19 Austin College	19-20
11/25 Corpus Christi	27-12

**1950 (6-3-0) Dewey Mayhew**

9/23 Trinity	7-20
9/30 Southwest Texas	6-7
10/7 Howard Payne	14-6
10/14 McMurry	20-13
10/21 Daniel Baker	39-6
10/28 Sul Ross	14-13
11/4 Abilene Christian	3-20
11/11 Southwestern	26-7
11/22 Austin College	18-13



Seven National Championships

# FOOTBALL YEAR-BY-YEAR

**1951 (5-4-0) Dewey Mayhew**

9/15	Texas Lutheran	37-7
9/22	Trinity	7-34
9/29	Southwest Texas	6-41
10/6	Howard Payne	7-9
10/13	McMurry	20-14
10/27	Sul Ross	33-14
11/3	Abilene Christian	14-13
11/10	Carswell AFB	0-40
11/17	Austin College	41-7

**Texas Conference Champions**


**1952 (3-8-0) Dewey Mayhew**

9/20	S.F. Austin	12-14
9/27	Southwest Texas	12-41
10/4	Fort Sam Houston	6-7
10/11	Sam Houston	14-41
10/18	Trinity	32-41
10/25	Sul Ross	27-13
11/1	Abilene Christian	13-48
11/8	Howard Payne	14-7
11/15	Austin College	20-24
11/22	McMurry	20-21
11/29	vs Herioco (Mexico)	49-0

**1953 (4-5-0) Dewey Mayhew**

9/19	S.F. Austin	7-6
9/26	Southwest Texas	20-34
10/10	Sam Houston	25-49
10/17	Trinity	12-19
10/24	Sul Ross	0-38
10/31	Abilene Christian	25-14
11/7	Howard Payne	6-0
11/14	Austin College	19-18
11/21	McMurry	6-52

**Texas Conference Champions**



**1954 (6-5-0) Gil Steinke**

9/18	Texas Lutheran	20-0
9/25	NE Louisiana	13-12
10/2	Corpus Christi	32-6
10/9	*Southwest Texas	16-21
10/16	*Sam Houston	0-14
10/23	*Sul Ross	9-0
10/30	*S.F. Austin	7-14
11/6	*A&M-Commerce	6-26
11/13	*Lamar	18-14
11/20	vs Mexico City Coll.	20-13
11/26	Trinity	6-41

**1955 (4-6-0) Gil Steinke**

9/10	vs Nat. Univ. Mexico	13-7
9/17	Howard Payne	20-21
9/24	Texas Lutheran	33-13
10/1	Trinity	0-34
10/8	*Southwest Texas	21-26
10/15	*Sam Houston	25-36

10/22	*Sul Ross	26-7
10/29	*S.F. Austin	13-12
11/5	*A&M-Commerce	7-14
11/12	*Lamar	9-20

**1956 (7-3-0) Gil Steinke**

9/15	Texas Lutheran	33-13
9/22	vs Trinity	7-12
9/29	McMurry	21-24
10/6	*Southwest Texas	23-14
10/13	*Sam Houston	14-28
10/20	*Sul Ross	29-0
10/27	*S.F. Austin	33-13
11/3	*A&M-Commerce	27-14
11/10	*Lamar	28-12
11/17	*Howard Payne	7-6

**1957 (5-5-1) Gil Steinke**

9/10	Corpus Christi	38-0
9/14	Trinity	27-14
9/21	Nat. Univ. Mexico	47-6
9/28	McMurry	0-6
10/5	*Southwest Texas	16-0
10/12	*Sam Houston	20-21
10/19	*Sul Ross	19-7
10/26	*S.F. Austin	0-32
11/2	*A&M-Commerce	12-42
11/9	*Lamar	13-13
11/16	*Howard Payne	7-14

**1958 (7-4-0) Gil Steinke**

9/13	Corpus Christi	37-14
9/20	Trinity	0-25
9/27	Texas Lutheran	26-8
10/4	*Southwest Texas	22-0
10/11	*Sam Houston	20-21
10/18	*Sul Ross	7-0
10/25	*S.F. Austin	7-0
11/1	*A&M-Commerce	7-13
11/8	*Lamar	0-14
11/15	*Howard Payne	21-6
11/22	Nat. Univ. Mexico	26-0

**1959 (12-1-0) Gil Steinke**

9/12	Corpus Christi	14-3
9/19	Trinity	30-12
9/26	Texas Lutheran	33-6
10/3	*Howard Payne	6-0
10/10	*A&M-Commerce	7-0
10/17	Texas-Arlington	29-18
10/24	*Sam Houston	23-10
10/31	*S.F. Austin	7-24
11/7	*Lamar	14-6
11/14	*Sul Ross	14-8
11/21	*Southwest Texas	20-0
12/5	^Hillsdale	20-0
12/12	#vs Lenoir-Rhyne	20-6
^NAIA semifinals		
#-NAIA finals, St. Petersburg, FL		

**LSC Champions**  
**NAIA National Champions**

**1960 (8-1-1) Gil Steinke**

9/17	Trinity	14-14
10/1	*Howard Payne	26-6
10/8	*A&M-Commerce	6-14
10/15	Corpus Christi	53-0
10/22	*Sam Houston	18-13

10/29	*S.F. Austin	40-13
11/5	*Lamar	40-0
11/12	*Sul Ross	60-21
11/29	*Southwest Texas	35-0
12/31	+vs Arkansas Tech	45-14

+Bowl played in Grand Prairie, TX

**LSC Champions**

**1961 (7-2-0) Gil Steinke**

9/16	Corpus Christi	27-0
9/30	Trinity	27-13
10/7	*A&M-Commerce	22-6
10/14	*Howard Payne	8-15
10/21	*Sam Houston	14-28
10/28	*S.F. Austin	34-28
11/4	*Lamar	8-7
11/11	*Sul Ross	12-6
11/18	*Southwest Texas	19-15

**1962 (9-0-1) Gil Steinke**

9/15	Southern Illinois	14-10
9/22	Trinity	33-27
9/29	*Howard Payne	22-0
10/6	*East Texas	3-3
10/13	Corpus Christi	27-6
10/20	*Sam Houston	27-3
10/27	*S.F. Austin	31-8
11/3	*Lamar	7-0
11/10	*Sul Ross	41-0
11/17	*Southwest Texas	28-7

**LSC Champions**

**1963 (5-4-0) Gil Steinke**

9/21	Trinity	27-0
9/28	Corpus Christi	45-22
10/5	*Howard Payne	27-12
10/12	*A&M-Commerce	17-0
10/26	*Sam Houston	7-28
11/2	*S.F. Austin	6-16
11/9	Lamar	14-16
11/16	*Sul Ross	24-12
11/23	*Southwest Texas	6-20

**1964 (7-2-1) Gil Steinke**

9/19	Trinity	32-21
9/26	Lackland AFB	21-0
10/3	Texas Lutheran	36-0
10/10	*S.F. Austin	20-0
10/17	*A&M-Commerce	20-9
10/24	Lamar	13-12
10/31	*Sul Ross	7-7
11/7	*Howard Payne	36-6
11/14	*Sam Houston	16-21
11/21	*Southwest Texas	7-21

**1965 (6-3-0) Gil Steinke**

9/25	Texas-Arlington	7-25
10/2	Trinity	15-6
10/9	*S.F. Austin	43-21
10/16	*A&M-Commerce	26-12
10/23	Lamar	14-6
10/30	*Sul Ross	13-24
11/6	*Howard Payne	15-0
11/13	*Sam Houston	14-6
11/20	*Southwest Texas	0-13

**1966 (5-5-0) Gil Steinke**

9/17	McNeese State	12-6
------	---------------	------

9/24	+Cal-State Los Angeles	9-10
10/1	Trinity	7-6
10/8	*S.F. Austin	21-22
10/15	*A&M-Commerce	24-25
10/22	*McMurry	28-0
10/29	*Sul Ross	23-0
11/5	*Howard Payne	13-8
11/12	*Sam Houston	0-10
11/19	*Southwest Texas	3-9

+Game played in the Rose Bowl

**1967 (9-0-0) Gil Steinke**

9/16	McNeese State	17-3
9/30	Trinity	17-7
10/7	*S.F. Austin	16-0
10/14	*A&M-Commerce	24-6
10/21	*McMurry	13-7
10/28	*Sul Ross	35-13
11/4	*Howard Payne	35-13
11/11	*Sam Houston	48-6
11/18	*Southwest Texas	23-21

**LSC Champions**

**1968 (10-2-0) Gil Steinke**

9/21	Trinity	6-0
9/27	Long Beach State	35-7
10/5	Angelo State	44-0
10/12	*S.F. Austin	34-0
10/19	*A&M-Commerce	27-35
10/26	*McMurry	14-9
11/2	*Sul Ross	43-0
11/9	*Howard Payne	20-14
11/16	*Sam Houston	54-21
11/23	*Southwest Texas	39-0
11/30	^Northern State (S.D.)	20-0
12/14	#Troy State (Ala.)	35-43

^NAIA semifinals  
#-NAIA finals, Montgomery, AL

**LSC Champions**

**1969 (11-1-0) Gil Steinke**

9/20	Trinity	21-6
9/27	Long Beach State	21-7
10/4	Angelo State	19-9
10/11	*S.F. Austin	49-25
10/18	*A&M-Commerce	28-14
10/25	*McMurry	21-7
11/1	*Sul Ross	12-13
11/8	*Howard Payne	27-0
11/15	*Sam Houston	28-21
11/22	*Southwest Texas	28-13
11/29	^New Mex. Highlands	28-23
12/13	#Concordia (Minn.)	32-7

^NAIA semifinals  
#-NAIA finals

**LSC Champions**  
**NAIA National Champions**

Seven National Championships



# FOOTBALL YEAR-BY-YEAR

**1970 (11-1-0) Gil Steinke**

9/19	Trinity	23-0
9/26	*McMurry	23-10
10/3	*S.F. Austin	14-13
10/10	*A&M-Commerce	43-28
10/17	*Sul Ross	27-0
10/24	*Angelo State	21-38
10/31	*Tarleton State	37-20
11/4	*Sam Houston	31-14
11/14	*Howard Payne	12-2
11/21	*Southwest Texas	42-2
11/28	^Wisconsin Platteville	16-0
12/12	#Wofford (S.C.)	38-7

^ -NAIA semifinals  
#-NAIA finals, Greenville, SC

**LSC Champions**  
**NAIA National Champions**

**1971 (7-3-0) Gil Steinke**

9/18	Trinity	10-16
9/25	*vs McMurry	37-3
10/2	*S.F. Austin	22-21
10/9	*A&M-Commerce	16-10
10/16	*Sul Ross	38-14
10/23	*Angelo State	13-7
10/30	*Tarleton State	13-7
11/6	*Sam Houston	10-7
11/13	*Howard Payne	14-20
11/20	*Southwest Texas	24-29

**1972 (6-5-0) Gil Steinke**

9/9	Texas Southern	16-28
9/16	Trinity	20-3
9/23	New Mex. Highlands	30-6
9/30	*S.F. Austin	26-7
10/7	*A&M-Commerce	17-29
10/14	*Sul Ross	23-7
10/21	*Angelo State	0-10
10/28	*Tarleton State	33-7
11/4	*Sam Houston	11-16
11/11	*Howard Payne	38-14
11/18	*Southwest Texas	16-20

**1973 (2-8-0) Gil Steinke**

9/8	Jacksonville State	14-34
9/22	*Abilene Christian	14-35
9/29	*S.F. Austin	31-14
10/6	*A&M-Commerce	7-28
10/13	*Sul Ross	7-10
10/20	*Angelo State	28-45
10/27	*Tarleton State	33-34
11/3	*Sam Houston	14-15
11/10	*Howard Payne	0-28
11/17	*Southwest Texas	49-10

**1974 (13-0-0) Gil Steinke**

9/14	Jacksonville State	20-19
9/21	Monterrey Tech	33-6
9/28	*Abilene Christian	46-14
10/5	S.F. Austin	28-24
10/12	*A&M-Commerce	27-20
10/19	*Sul Ross	43-13
10/26	*Angelo State	42-14
11/2	*Tarleton State	51-7
11/9	*Sam Houston	34-14
11/16	*Howard Payne	42-19
11/23	*Southwest Texas	14-0
11/30	^Cameron	21-19
12/14	#Henderson State	34-23

^ -NAIA semifinals, Kingsville  
#-NAIA finals, Kingsville

**LSC Champions**  
**NAIA National Champions**

**1975 (12-0-0) Gil Steinke**

9/13	Hawaii	43-9
9/27	*Abilene Christian	24-21
10/4	*S.F. Austin	49-0
10/11	*A&M-Commerce	36-7
10/18	*Sul Ross	50-26
10/25	*Angelo State	14-6
11/1	*Tarleton State	28-0
11/8	*Sam Houston	43-7
11/15	*Howard Payne	48-10
11/22	*Southwest Texas	28-8
11/29	^Oregon College	37-0
12/13	#Salem (W.V.)	37-0

^ -NAIA semifinals, Kingsville  
#-NAIA finals, Kingsville

**LSC Champions**  
**NAIA National Champions**

**1976 (13-0-0) Gil Steinke**

9/4	Texas Southern	36-20
9/11	Slippery Rock	58-7
9/18	Hawaii	56-21
9/25	*Abilene Christian	38-10
10/2	*S.F. Austin	77-7
10/9	*A&M-Commerce	37-0
10/16	W. New Mexico	63-2
10/23	*Angelo State	20-10
11/6	*Sam Houston	41-10
11/13	*Howard Payne	40-0
11/20	*Southwest Texas	44-6
12/4	^Western Colorado	57-14
12/11	#Central Arkansas	26-0

^ -NAIA semifinals, Kingsville  
#-NAIA finals, Kingsville

**LSC Champions**  
**NAIA National Champions**




**1977 (8-1-1) Fred Jonas**

9/10	Livingston	21-13
9/17	East Central	35-14

10/1	vs Texas Southern	28-13
10/8	*Abilene Christian	25-25
10/15	*S.F. Austin	36-8
10/22	*Sam Houston	34-20
10/29	*Angelo State	35-7
11/5	*A&M-Commerce	6-7
11/12	*Howard Payne	27-20
11/19	*Southwest Texas	21-10

**1978 (5-6-0) Fred Jonas**

9/9	Livingston	2-6
9/16	East Central	27-7
9/23	Montana State	21-42
9/30	Texas Southern	28-0
10/7	*Abilene Christian	13-28
10/14	*S.F. Austin	32-8
10/21	*Sam Houston	32-34
10/28	*Angelo State	19-21
11/4	*A&M-Commerce	17-32
11/11	*Howard Payne	36-17
11/18	*Southwest Texas	48-21



**1979 (12-1-0) Ron Harms**

9/8	Troy State	7-6
9/15	East Central	41-21
9/29	vs Texas Southern	31-7
10/6	*Abilene Christian	37-21
10/13	*S.F. Austin	31-10
10/20	*Sam Houston	49-10
10/27	*Angelo State	24-8
11/3	*A&M-Commerce	0-3
11/10	*Howard Payne	56-10
11/17	*Southwest Texas	42-10
12/1	^Western Colorado	38-14
12/8	#Angelo State	22-19
12/15	!vs Central Oklahoma	20-14

^ -NAIA quarterfinals, Kingsville  
#-NAIA semifinals, Kingsville  
!-NAIA finals, McAllen, Texas

**1980 (6-5-0) Ron Harms**

9/6	Northern Arizona	14-24
9/13	Troy State	6-14
9/20	Saginaw Valley State	52-0
10/4	Texas Southern	33-14
10/11	*Abilene Christian	46-13
10/18	*S.F. Austin	0-14
10/25	*Sam Houston	42-20
11/1	*Angelo State	16-33
11/8	*A&M-Commerce	14-7
11/15	*Howard Payne	14-9
11/22	*Southwest Texas	17-14

**1981 (9-2-0) Ron Harms**

9/5	Northern Arizona	26-3
9/12	Texas-El Paso	37-15
9/19	Cameron	17-7
10/3	Texas Southern	31-13
10/10	Abilene Christian	34-27
10/17	S.F. Austin	42-10
10/24	Sam Houston	10-7
10/31	Angelo State	21-29
11/7	A&M-Commerce	13-7
11/14	Howard Payne	49-9
11/21	Southwest Texas	21-14

**1982 (5-6-0) Ron Harms**

9/4	McNeese State	21-42
9/11	Nevada-Reno	42-34
9/18	Cameron	38-0
9/25	East Central	57-24
10/9	*Abilene Christian	18-34
10/16	*S.F. Austin	21-35
10/23	*Sam Houston	33-10
10/30	*Angelo State	30-20
11/6	*A&M-Commerce	22-37
11/13	*Howard Payne	8-24
11/20	*Southwest Texas	27-45

**1983 (2-9-0) Ron Harms**

9/10	Texas Southern	0-2
9/17	East Central	24-42
9/24	Southwest Texas	0-28
10/1	Cal St.-Long Beach	10-46
10/8	*Abilene Christian	24-38
10/15	S.F. Austin	14-41
10/22	vs Sam Houston	19-14
10/29	*Angelo State	21-17
11/5	*A&M-Commerce	24-35
11/12	*Howard Payne	10-31
11/19	Southwest Texas	3-40

**1984 (6-5-0) Ron Harms**

9/8	Southwest Texas	0-8
9/15	Nevada-Reno	35-61
9/22	S.F. Austin	0-17
9/29	Texas Southern	17-13
10/6	East Central	24-35
10/13	Central Oklahoma	20-18
10/20	*Angelo State	3-52
10/27	*A&M-Commerce	29-23
11/3	*Howard Payne	41-24
11/10	*Abilene Christian	28-13
11/17	Missouri Western	28-13

**1985 (8-3-0) Ron Harms**

9/7	Southwest Texas	30-7
9/21	S.F. Austin	21-28
9/28	West Texas A&M	17-37
10/5	Texas Southern	45-7
10/12	East Central	30-13
10/19	Central Oklahoma	21-28
10/26	*Angelo State	23-20
11/2	*A&M-Commerce	22-19
11/9	*Howard Payne	45-0
11/16	*Abilene Christian	10-3
11/23	*Eastern New Mexico	21-17

**LSC Champions**



Seven National Championships



# FOOTBALL YEAR-BY-YEAR

**1986 (9-2-0) Ron Harms**

9/6	Texas Southern	48-27
9/13	North Dakota	67-44
9/20	East Central	27-20
10/4	Lamar	35-10
10/11	*Howard Payne	52-0
10/18	*A&M-Commerce	42-0
10/25	Central Oklahoma	38-17
11/1	*West Texas A&M	49-54
11/8	*Eastern New Mexico	29-34
11/15	*Abilene Christian	36-19
11/22	*Angelo State	52-3

**1987 (9-2-0) Ron Harms**

9/5	Southwest Texas	20-0
9/12	Idaho State	52-51
9/19	Sam Houston	35-45
10/3	Lamar	43-14
10/10	*Central Oklahoma	21-15
10/17	*A&M-Commerce	42-20
10/24	Cameron	39-20
10/31	*West Texas A&M	44-20
11/7	*Eastern New Mexico	30-7
11/14	*Abilene Christian	35-28
11/21	*Angelo State	6-13

**LSC Champions**

**1988 (10-3-0) Ron Harms**

9/3	Southwest Texas	28-41
9/10	Texas Southern	29-6
9/24	Portland State	29-22
10/1	*Cameron	42-0
10/8	*A&M-Commerce	35-42
10/15	*Central Oklahoma	35-0
10/22	*West Texas A&M	32-7
10/29	*Eastern New Mexico	32-18
11/5	*Abilene Christian	66-23
11/12	*Angelo State	46-26
11/19	^Mississippi College	39-15
11/26	#Tennessee-Martin	34-15
12/3	!Portland State	27-35

^NCAA first round, Kingsville  
#-NCAA quarterfinals, Kingsville  
!-NCAA semifinals, Portland, OR

**1989 (10-1-0) Ron Harms**

9/2	Southwest Texas	28-13
9/9	Texas Southern	34-17
9/23	Portland State	31-12
9/30	*Cameron	35-0
10/7	*A&M-Commerce	48-7
10/14	*Central Oklahoma	41-0
10/21	*West Texas A&M	39-3
10/28	*Eastern New Mexico	27-12
11/4	*Abilene Christian	33-13
11/11	*Angelo State	42-3
11/18	^Mississippi College	19-34

^NCAA first round, Kingsville

**LSC Champions**

**1990 (6-4-0) Ron Harms**

9/1	Southwest Texas	7-15
9/8	vs North Dakota	26-23
9/15	Portland State	9-14
9/29	*Cameron	33-6
10/6	*A&M-Commerce	6-26
10/13	*Central Oklahoma	35-13
10/20	*West Texas A&M	21-16

10/27	*Eastern New Mexico	31-12
11/3	*Abilene Christian	42-3
11/10	*Angelo State	13-21

**1991 (7-3-0) Ron Harms**

8/31	Nicholls State	7-3
9/7	Southwest Texas	14-29
9/21	Portland State	35-14
9/28	Prairie View A&M	41-3
10/5	*Cameron	30-7
10/12	*A&M-Commerce	22-24
10/19	*Central Oklahoma	23-13
11/2	*Eastern New Mexico	36-20
11/9	*Abilene Christian	20-0
11/16	*Angelo State	17-21

**1992 (9-3-0) Ron Harms**

9/5	Southwest Texas	14-15
9/12	Nicholls State	50-12
9/19	Portland State	44-43
10/3	*Cameron	50-0
10/10	*A&M-Commerce	17-10
10/17	*Central Oklahoma	36-12
10/24	Mississippi College	33-37
10/31	*Eastern New Mexico	26-0
11/7	*Abilene Christian	38-14
11/14	*Angelo State	9-6
11/21	^Western State	22-13
11/28	#Portland State	30-35

^NCAA first round, Kingsville  
#-NCAA quarterfinals, Portland, OR

**LSC Champions**

**1993 (7-6-0) Ron Harms**

9/4	Southwest Texas	14-20
9/11	Mississippi College	9-13
9/18	Portland State	17-22
9/25	Sam Houston	20-34
10/2	Central State (OH)	19-36
10/9	*A&M-Commerce	28-3
10/16	*Central Oklahoma	38-7
10/30	*Eastern New Mexico	54-22
11/6	*Abilene Christian	26-10
11/13	*Angelo State	16-7
11/20	^Portland State	50-15
11/27	#California-Davis	51-28
12/4	!North Alabama	25-27

^NCAA first round, Portland, OR  
#-NCAA quarterfinals, Davis, CA  
!-NCAA semifinals, Florence, AL

**LSC Champions**

**1994 (12-2-0) Ron Harms**

9/1	Southwest Texas	45-14
9/17	East Central	51-0
9/24	Portland State	34-20
10/1	Central State (OH)	7-16
10/8	*A&M-Commerce	31-0
10/15	*Central Oklahoma	34-0
10/22	*Tarleton State	61-24
10/29	*Eastern New Mexico	24-15
11/5	*Abilene Christian	48-0
11/12	*Angelo State	30-28
11/19	^Western State	43-7
11/26	#Portland State	21-16
12/3	!Indiana (PA)	46-20
12/10	\$North Alabama	10-16

^NCAA first round playoffs

#-NCAA quarterfinal round playoffs  
!-NCAA semifinal playoffs  
\$-NCAA championship

**LSC Champions**

**1995 (11-2-0) Ron Harms**

9/9	Portland State	40-7
9/14	Southwest Texas	40-12
9/23	Sam Houston	23-24
9/30	*Tarleton State	51-0
10/7	*A&M-Commerce	37-18
10/14	*Central Oklahoma	27-21
10/21	*West Texas A&M	55-17
10/28	*Eastern New Mexico	33-14
11/4	*Abilene Christian	54-7
11/11	*Angelo State	41-20
11/18	^Fort Hays State	50-28
11/25	#Portland State	30-3
12/2	!Pittsburg State	25-28 (ot)

^NCAA first round, Kingsville  
#-NCAA quarterfinals, Kingsville  
!-NCAA semifinals, Kingsville

**LSC Champions**

**1996 (8-3\$) Ron Harms**

9/7	North Dakota St.	10-20
9/14	Sam Houston	41-17
9/21	North Alabama	7-24
10/5	*Tarleton State	40-10
10/12	*A&M-Commerce	35-28
10/19	*Central Oklahoma	35-7
10/26	*West Texas A&M	21-0
11/2	*Eastern New Mexico	24-13
11/9	*Abilene Christian	38-0
11/16	*Angelo State	24-17
11/23	^California-Davis	14-17

^NCAA first round, Davis, CA

**LSC Champions**

**1997 (9-2\$) Ron Harms**

9/13	*Central Oklahoma	33-7
9/20	North Alabama	12-17
9/27	*Harding	33-7
10/4	*Tarleton State	43-14
10/11	*A&M-Commerce	34-6
10/18	*vs Midwestern State	30-7
10/25	*West Texas A&M	33-0
11/1	*Eastern New Mexico	56-14
11/8	*Abilene Christian	54-7
11/15	*Angelo State	35-25
11/22	^California-Davis	33-37

^NCAA first round, Davis, CA

**LSC Champions**


**1998 (11-3\$) Ron Harms**

9/3	North Dakota State	6-16
9/12	*Central Oklahoma	9-38
9/19	Sam Houston State	16-10
9/26	*Harding	38-6
10/3	*Tarleton State	42-7
10/10	*A&M-Commerce	42-18
10/17	*Midwestern State	48-7
10/24	*West Texas A&M	43-21
10/31	*Eastern New Mexico	28-14
11/7	*Abilene Christian	56-28
11/14	*Angelo State	38-14
11/21	^California-Davis	54-21
11/28	#Central Okla.	24-21 (ot)

12/5 !Northwest Missouri 34-49  
^NCAA first round, Kingsville  
#-NCAA quarterfinals, Edmond, OK  
!-NCAA semifinals, Maryville, MO

**1999 (5-6\$) Ron Harms**

9/4	*Northeastern State	2-9
9/11	McNeese State	10-24
9/18	*East Central	20-14
9/25	Sam Houston	24-34
10/2	*Tarleton State	7-23
10/9	*A&M-Commerce	10-14
10/16	*Midwestern State	7-10
10/23	*West Texas A&M	35-14
10/30	*Eastern New Mexico	42-7
11/6	*Abilene Christian	40-14
11/13	*Angelo State	42-38



**2000 (4-7) Richard Cundiff**

8/31	North Dakota State	7-52
9/9	*Southwestern Okla.	13-16
9/16	*Southeastern Okla.	34-14
9/23	Sam Houston	7-38
9/30	*Tarleton State	31-19
10/7	*A&M-Commerce	7-0
10/14	*Central Oklahoma	13-21
10/21	*West Texas A&M	3-13
10/28	*Eastern New Mexico	7-35
11/4	*Abilene Christian	24-7
11/11	*Angelo State	2-14

**2001 (9-2) Richard Cundiff**

9/8	*Southwestern Okla.	24-0
9/15	*Southeastern Okla.	45-7
9/22	Prairie View A&M	21-14
9/29	*Tarleton State	23-20
10/6	*A&M-Commerce	24-30
10/13	*Central Oklahoma	35-21
10/20	*West Texas A&M	33-17
10/27	*Eastern New Mexico	35-14
11/3	*Abilene Christian	35-7
11/10	*Angelo State	27-3
11/17	^California-Davis	32-37

^NCAA first round, Kingsville

**LSC Champions**

Seven National Championships



# FOOTBALL YEAR-BY-YEAR

**2002 (10-3) Richard Cundiff**  
 9/7 Southwest Texas 21-28  
**9/14 Prairie View A&M 65-0**  
**9/21 \*Tarleton State 16-3**  
**9/28 \*Midwestern State 9-6**  
 10/12 \*A&M-Commerce 37-15  
 10/19 \*Northeastern State 13-10  
**10/26 \*West Texas A&M 49-7**  
 11/2 \*Eastern New Mexico 34-37  
**11/9 \*Abilene Christian 22-16**  
 11/16 \*Angelo State 37-14  
 11/23 ^Nebraska-Kearney 58-40  
**11/30 #California-Davis 27-20 (ot)**  
 12/6 !Valdosta State 12-21  
 ^-NCAA first round, Kearney, NE  
 #-NCAA quarterfinals, Kingsville  
 !-NCAA semifinals, Valdosta, GA  
**LSC Champions**

**2003 (11-2) Richard Cundiff**  
 9/4 Portland State 21-34  
**9/20 Nicholls State 27-26**  
 9/27 \*Tarleton State 23-15  
 10/4 \*Midwestern State 29-23  
**10/11 \*A&M-Commerce 31-7**  
**10/18 \*Northeastern State 42-13**  
 10/25 \*West Texas A&M 38-13  
**11/1 \*Eastern New Mexico 44-26**  
 11/8 \*Abilene Christian 10-7  
**11/15 \*Angelo State 44-17**  
**11/22 ^Tarleton State 34-10**  
**11/29 #Central Oklahoma 49-6**  
**12/6 !Grand Valley State 3-31**  
 ^-NCAA first round, Kingsville  
 #-NCAA quarterfinals, Kingsville  
 !-NCAA semifinals, Kingsville  
**LSC Champions**

**2004 (9-2) Richard Cundiff**  
 9/4 \*Northeastern State 10-6  
**9/11 \*East Central 24-7**  
**9/25 \*West Texas A&M 69-21**  
 10/2 \*A&M-Commerce 31-13  
**10/9 \*Central Oklahoma 41-31**  
**10/16 \*Midwestern State 27-3**  
 10/23 \*Eastern New Mexico 29-22  
**10/30 \*Abilene Christian 10-17**  
 11/6 \*Angelo State 49-18  
**11/13 ^Southeastern Okla. 40-30**  
 11/20 #NW Missouri St. 14-34  
 ^-NCAA first round, Kingsville  
 #-NCAA second round, Maryville, MO  
**LSC Champions**

**2005 (6-4) Richard Cundiff**  
**8/27 Texas College 60-6**  
**9/3 \*Northeastern State 40-14**  
 9/10 \*East Central 28-0  
 9/24 \*West Texas A&M 20-28  
**10/1 \*Tarleton State 24-21**  
 10/8 \*Central Oklahoma 41-38  
 10/15 \*Midwestern State 14-41  
**10/22 \*Eastern New Mexico 26-14**  
 10/29 \*Abilene Christian 3-19  
**11/5 \*Angelo State 51-54**

**2006 (3-8) Richard Cundiff**  
 9/2 \*Southwestern Okla. 17-23

9/9 \*A&M-Commerce 20-17  
 9/16 Western Oregon 10-36  
 9/23 \*Southeastern Okla. 31-28  
**9/30 \*West Texas A&M 31-51**  
 10/7 \*Tarleton State 0-23  
 10/14 \*East Central 37-34  
**10/21 \*Midwestern State 17-44**  
 10/28 \*Eastern New Mexico 14-37  
**11/4 \*Abilene Christian 38-41**  
 11/11 \*Angelo State 20-38



**2007 (3-8) Bo Atterberry**  
 8/31 \*Southwestern Okla. 3-7  
 9/8 \*A&M-Commerce 7-24  
**9/15 Western Oregon 14-22**  
**9/22 \*Southeastern Okla. 27-17**  
 9/29 \*West Texas A&M 3-36  
**10/6 \*Tarleton State 21-31**  
**10/13 \*East Central 17-21**  
 10/20 \*Midwestern State 6-73  
**10/27 \*Eastern New Mexico 38-35**  
 11/3 \*Abilene Christian 31-59  
**11/10 \*Angelo State 47-21**

**2008 (7-4) Bo Atterberry**  
 8/28 North Dakota 14-40  
 9/6 \*East Central 44-14  
 9/13 \*Central Oklahoma 41-6  
 9/20 \*Northeastern State 42-14  
**9/27 \*West Texas A&M 35-55**  
 10/4 \*Tarleton State 27-16  
**10/11 A&M-Commerce 35-0**  
**10/18 \*Midwestern State 16-38**  
 10/25 \*Eastern New Mexico 35-32  
**11/1 \*Abilene Christian 17-42**  
 11/8 \*Angelo State 38-14

**2009 (9-3) Bo Atterberry**  
**8/29 Delta State 28-17**  
 9/5 \*East Central 39-7  
**9/12 \*Central Oklahoma 46-17**  
**9/19 \*Northeastern State 31-14**  
 9/26 \*West Texas A&M 23-17  
**10/3 \*Tarleton State 34-20**  
 10/10 \*A&M-Commerce 35-34  
 10/17 \*Midwestern State 7-38  
**10/24 \*Eastern New Mexico 38-31**  
 10/31 \*Abilene Christian 35-47  
**11/7 \*Angelo State 35-32**  
**11/14 ^Tarleton State 56-57**  
 ^-NCAA first round, Kingsville  
**LSC Champions**

**2010 (10-2) Bo Atterberry**  
 9/2 Northwest Missouri 16-7  
 9/11 \*East Central 20-7  
**9/18 \*A&M-Commerce 21-0**  
 9/25 \*Incarnate Word 37-9  
**10/2 \*Abilene Christian 24-31**  
 10/9 \*Angelo State 28-21  
**10/16 \*West Texas A&M 28-24**  
 10/23 \*Tarleton State 13-10  
 10/30 \*Southwestern Okla. 56-17  
**11/6 \*Midwestern State 27-7**  
**11/13 \*Southeastern Okla. 38-24**  
**11/27 ^Northwest Missouri 31-35**  
 ^-NCAA second round, Kingsville

**2011 (6-5) Bo Atterberry**  
 9/2 Central Washington 21-10  
**9/10 Minot State 19-7**  
 9/17 \*vs West Texas A&M 21-42  
 9/24 \*Midwestern State 38-44  
**10/1 \*A&M-Commerce 39-21**  
**10/8 Lindenwood 35-41**  
 10/15 \*Incarnate Word 41-38  
**10/22 \*Tarleton State 34-41**  
 10/29 \*Angelo State 36-33  
**11/5 \*Abilene Christian 34-42**  
 11/12 \*Eastern New Mexico 23-10

**2012 (6-6) Bo Atterberry**  
 9/1 Central Washington 35-7  
 9/8 Abilene Christian 16-13  
 9/15 \*vs West Texas A&M 10-40  
**9/22 \*Midwestern State 28-45**  
 9/29 \*A&M-Commerce 14-21  
**10/6 North Alabama 16-21**  
**10/13 \*Incarnate Word 20-17**  
 10/20 \*Tarleton State 35-23  
**10/27 \*Angelo State 34-21**  
**11/1 Valdosta State 31-38**  
**11/12 \*Eastern New Mexico 33-13**  
 11/25 +vs. Emporia State 38-45

+ - Kanza Bowl (Topeka, Kan.)  
 \* - Lone Star Conference  
 \$ - 1996-99 seasons were vacated  
**BOLD indicates home game**



**2013 (2-8) David Calloway**  
 9/7 Central Washington 21-14  
 9/14 Monterrey Tech + 40-37  
**9/21 McMurry 52-32**  
**9/28 \*West Texas A&M 7-69**  
**10/5 \*Midwestern State 10-43**

Seven National Championships



## FOOTBALL ALL-TIME RECORDS

23rd Infantry	1-0
Abilene Christian	32-15-1
<b>Angelo State</b>	<b>33-13</b>
Arizona State	1-0
Arkansas Tech	1-0
Austin College	3-3
Baylor	0-1
Breckenridge	1-0
Brownsville Junior College	1-0
Cal State-Long Beach	0-1
Cal State-Los Angeles	0-1
UC Davis	3-3
Cameron	9-0
Carswell Air Force Base	0-1
Central Arkansas	1-0
Central Oklahoma	19-3
Central (Ohio) State	2-2
Central Washington	3-0
Concordia (Minn.)	1-0
Corpus Christi	9-2
Corpus Christi NAS	1-0
Daniel Baker	8-0-1
Delta State	1-0
Dixie University	1-0
East Central (Okla.)	15-3
East Texas Baptist	2-0
<b>Eastern New Mexico</b>	<b>23-4</b>
Edinburg Junior College	3-1
Emporia State	0-1
Fort Brown	3-0
Fort Hays State	1-0
Fort Sam Houston	3-1
Grand Valley State	0-1
Hardin-Simmons	0-2
Harding	2-0
Hawai'i	2-0
Henderson State	1-0
Herioco (Mex.)	1-0
Hillsdale (MI) College	1-0
Houston	1-2
Howard Payne	30-10
Idaho State	1-0
Incarinate Word	3-0
Indiana (Pa.)	1-0
Jacksonville State	1-1

Kelly Field	1-0
Kingsville Firemen	1-1
Lackland Air Force Base	1-0
Lamar	13-3-1
Lenoir-Rhyne	1-0
Lindenwood	0-1
Livingston	1-1
Long Beach State	2-0
McAllen High	1-0
<b>McMurry</b>	<b>11-6-1</b>
McNeese State	2-2
Mexico City College	1-0
<b>Midwestern State</b>	<b>6-8</b>
Minot State	1-0
Mississippi College	1-3
Missouri Western	1-0
Montana State	0-1
Monterrey Tech	1-0
National University of Mexico	5-0
Nebraska-Kearney	1-0
Nevada-Reno	1-1
New Mexico Highlands	2-0
Nicholls State	3-0
North Alabama	0-5
North Dakota	2-1
North Dakota State	0-3
North Texas	1-0
Northeastern Louisiana	1-0
Northeastern State (Okla.)	6-1
Northern Arizona	1-1
Northern State (S.D.)	1-0
Northwest Missouri State	1-3
Oregon College	1-0
Peacock Military	1-0
Pittsburg State	0-1
Portland State	9-5
Prairie View A&M	3-0
Randolph Field	2-0
Rice	0-6
Rice "B"	0-1
Saginaw Valley State	1-0
Salem (W.V.)	1-0
Sam Houston State	29-24
San Jose State	1-2
Schreiner	7-6-1

Slippery Rock	1-0
Southeastern Oklahoma	6-0
Southern Illinois	1-0
Southern Methodist	0-1
Southwestern	3-2-1
Southwestern Oklahoma	2-3
St. Edward's	2-1
St. Mary's	6-4-1
Stephen F. Austin	30-12-1
Sul Ross State	29-7-1
<b>Tarleton State</b>	<b>20-6</b>
Tennessee-Martin	1-0
Texas	0-1
Texas A&M	0-5-1
<b>Texas A&amp;M-Commerce</b>	<b>37-22-1</b>
Texas College	1-0
Texas Lutheran	9-0-1
Texas Southern	11-2
Texas State	33-25-2
Texas Wesleyan	1-0
Texas-Arlington	1-1
Texas-El Paso	1-0
Trinity	14-9-1
Troy State	1-2
Valdosta State	0-2
Victoria Junior College	5-0
<b>West Texas A&amp;M</b>	<b>16-10-1</b>
Western State (CO)	4-0
Western New Mexico	1-0
Western Oregon	0-2
Westmoreland College	1-0
Wisconsin-Platteville	1-0
Wofford	1-0
Total	587-274-16
Home	336-104-8
Away	235-162-8
Neutral	16-8
Postseason	34-17



Seven National Championships

## THE LAST TIME...

**Rushed for 100 or more yards:** 180, Greg Pitre vs. McMurry, 9/21/13

**Rushed for 150 or more yards:** 180, Greg Pitre vs. McMurry, 9/21/13

**Rushed for 200 or more yards:** 228, Jonathan Woodson at Central Washington, 9/2/11

**Two Rushers for 100 or more yards:** 145, Randall Toney, 105, Jonathan Woodson at ENMU, 11/12/11

**Two rushing TDs:** 2, Greg Pitre vs. McMurry, 9/21/13, 2, Cornelius Shackelford vs. McMurry, 9/21/13

**Three rushing TDs:** 3, Jonathan Woodson vs. Abilene Christian, 11/5/11

**Four rushing TDs:** 4, Fred Winborn vs Tarleton St., 11/14/09

**Passing for 200 or more yards:** 307, Caleb Bedford vs. Tarleton St. 11/2/13

**Passing for 300 or more yards:** 307, Caleb Bedford vs. Tarleton St. 11/2/13

**Passing for 400 or more yards:** 418, Bryan Ehrlich vs. Emporia St. 11/25/12

**Three TD passes:** 3, Caleb Bedford vs. Valdosta State (11/16/13)

**Four TD passes:** 4, Daniel Ramirez vs. Lindenwood, 10/8/11

**Receiving for 100 or more yards:** 166, Robert Armstrong vs. Valdosta State (11/16/13)

**Receiving for 150 or more yards:** 166, Robert Armstrong vs. Valdosta State (11/16/13)

**Two Receivers 100 or more yards:** 101, E.J. LeBlanc at Abilene Christian, 10/31/09, 100, Ryan Lincoln at Abilene Christian, 10/31/09

**Three Receivers 100 or more yards:** 130, Jareko Taylor at Angelo St., 11/8/08, 154, Ryan Lincoln at Angelo St., 11/8/08, 143, Damian Couthren at Angelo St., 11/8/08

**Kickoff returned for a TD:** 100, Anthony Washington vs. Monterrey Tech 9/14/13\*, 93, Jonathan Woodson at Tarleton St., 10/20/12

**Punt returned for a TD:** 22, Corey Robertson at Abilene Christian, 10/31/09

**Interception returned for a TD:** 40, Trevor Pesek vs. Tarleton St., 11/2/13

**Fumble returned for a TD:** 43, Ricky Marshall vs A&M-Commerce., 10/12/13

**All-Purpose 200 or more yards:** 343, Jonathan Woodson vs Abilene Christian, 11/5/11

**Made two or more sacks:** 2.0, Zane Brown at A&M-Commerce, 10/20/12

**Had two or more interceptions:** 2, Forrest Jones vs. Monterrey Tech, 9/14/13\*, 2, Mark Savere at Tarleton St., 10/20/12

**Had three or more interceptions:** 3, Stephen McCoy vs Tarleton St., 10/1/05

**Made 10 or more tackles:** 15, Trevor Pesek vs. Valdosta State (11/16/13), 14, Robert Williams vs. Valdosta State (11/16/13), 12, Brandon James vs. Valdosta State (11/16/13), 11, Mark Savere vs. Valdosta State (11/16/13); 11, Brandon James at Angelo State, 11/9/13


**Made 15 or more tackles:** 15, Trevor Pesek vs. Valdosta State (11/16/13); 15, Brandon James at Eastern New Mexico, 10/26/13

**Kicked three or more field goals:** 3, Matt Stoll vs. North Alabama, 10/6/12

**Kicked 50-plus yard field goal:** 51, Matt Stoll vs. Valdosta State (11/16/13)

\* - Stats are unofficial as game deemed exhibition by NCAA





# Javelina Record Book

10

Seven National Championships



Javelina Nation



@JavelinaFB

## AT A GLANCE...

### Passing Yardage

Game:	457	11/17/2001
	Abel Gonzalez	
	vs California-Davis	
Season:	2,787	2008
	Billy Garza	
Career:	5,996	1967-70
	Karl Douglas	

### Attempts

Game:	59	11/17/2001
	Abel Gonzalez	
	vs California-Davis	
Season:	390	2010
	Nate Poppell	
Career:	773	1999-02
	Abel Gonzalez	

### Completions

Game:	32	10/8/2011
	Daniel Ramirez	
	vs Lindenwood	
Season:	237	2010
	Nate Poppell	
Career:	434	2008-09
	Billy Garza	

### Touchdowns

Game:	5	10/27/2007
	David Garza	
	vs Eastern New Mexico	
Season:	24	2001
	Abel Gonzalez	
Career:	54	1967-70
	Karl Douglas	

## 300-YARD GAMES

Yds	Name	Opponent	Date
457	Abel Gonzalez	UC-Davis	11/17/01
418	Bryan Ehrlich	vs.Emporia St.	11/25/12
415	Bryan Ehrlich	Midwestern St.	11/25/12
389	Billy Garza	at Angelo St.	11/8/08
373	Dan Ramirez	at UIW	10/15/11
372	Nate Poppell	at ACU	9/8/12
368	Billy Garza	at NE State	9/20/08
353	Cory Miles	Angelo St.	11/5/05
350	Billy Garza	at Cen. Okla.	9/13/08
341	Dan Ramirez	Lindenwood	10/8/11
339	Dan Ramirez	Tarleton	10/22/11
321	Billy Garza	Abilene Chr.	11/1/08
321	Karl Douglas	at Long Beach	9/27/68
318	Billy Garza	at ENMU	10/25/08
315	Oktay Basci	Angelo St.	11/15/97
314	Abel Gonzalez	at PV A&M	9/22/01
314	Billy Garza	NE State	9/19/09
310	David Garza	ENMU	10/27/07
309	Billy Garza	at ACU	10/31/09
308	Billy Garza	at A&M-C	10/10/09
307	Caleb Bradford	Tarleton	11/2/13
307	Daniel Taylor	Nicholls St.	10/18/03
306	Billy Garza	Delta State	8/29/09
306	Nate Poppell	WT A&M	9/17/11
305	Chris Soza	Mo. Western	11/17/84
305	Karl Douglas	Concordia	12/13/69

## PASSING YARDAGE

### Career

Karl Douglas (1967-70)	5,996
Abel Gonzalez (1999-02)	5,905
Nate Poppell (2009-12)	5,616
Billy Garza (2008-09)	5,498
Richard Ritchie (1973-76)	5,381
Daniel Taylor (2003-04)	5,021
Darcy Davis (1984-87)	4,853
Randy Johnson (1962-65)	4,350
Joe Menchaca (1991-94)	4,303
Oktay Basci (1994-97)	4,246
Mark James (1981-82)	3,687
Daniel Ramirez (2007-08, 10-11)	3,318
Martin Stroman (1976-79)	2,990
Marion Danna (1970-73)	2,668
Chris Soza (1981-84)	2,410
Jarrell Hayes (1958-61)	2,130
Elvis Hartsfield (1975-78)	2,033
Jeremy Heatley (2006)	1,796
Jack Fink (1950-52)	1,667
James Guidry (1985-88)	1,608

## PASS ATTEMPTS

### Career

Nate Poppell (2009-12)	819
Abel Gonzalez (1999-02)	773
Karl Douglas (1967-70)	759
Billy Garza (2008-09)	740
Darcy Davis (1984-87)	661
Randy Johnson (1962-65)	646
Joe Menchaca (1991-94)	634
Daniel Taylor (2003-04)	579
Richard Ritchie (1973-76)	576
Oktay Basci (1994-97)	560
Mark James (1981-82)	486
Daniel Ramirez (2007-08, 10-11)	440
Marion Danna (1970-73)	399
Martin Stroman (1976-79)	379
Chris Soza (1981-84)	361
Jarrell Hayes (1958-61)	329
Jeremy Heatley (2006)	318
Elvis Hartsfield (1975-78)	292
Mike Wendel (1970-73)	242
James Guidry (1985-88)	237

## PASS COMPLETIONS

### Career

Nate Poppell (2009-12)	490
Billy Garza (2008-09)	434
Abel Gonzalez (1999-02)	414
Karl Douglas (1967-70)	401
Daniel Taylor (2003-04)	353
Randy Johnson (1962-65)	335
Joe Menchaca (1991-94)	333
Darcy Davis (1984-87)	330
Richard Ritchie (1973-76)	323
Oktay Basci (1994-97)	291
Daniel Ramirez (2007-08, 10-11)	260
Mark James (1981-82)	211
Marion Danna (1970-73)	190
Martin Stroman (1976-79)	185
Chris Soza (1981-84)	170
Jeremy Heatley (2006)	166
Elvis Hartsfield (1975-78)	135
Jarrell Hayes (1958-61)	131
Mike Wendel (1970-73)	114
David Garza (2007)	112

## PASSING YARDAGE

### Season

Billy Garza, 2008	2,787
Billy Garza, 2009	2,711
Nate Poppell, 2010	2,671
Abel Gonzalez, 2001	2,570
Daniel Taylor, 2004	2,529
Daniel Taylor, 2003	2,492
Richard Ritchie, 1976	2,225
Daniel Ramirez, 2011	2,030
Karl Douglas, 1969	2,025
Mark James, 1982	1,881
Oktay Basci, 1995	1,876
Abel Gonzalez, 2002	1,834
Mark James, 1981	1,806
Nate Poppell, 2012	1,805
Jeremy Heatley, 2006	1,796
Karl Douglas, 1968	1,685
Joe Menchaca, 1994	1,670
Darcy Davis, 1987	1,600
Chris Soza, 1984	1,534
Joe Menchaca, 1993	1,480

## PASS ATTEMPTS

### Season

Nate Poppell, 2010	390
Billy Garza, 2008	370
Billy Garza, 2009	370
Abel Gonzalez, 2001	328
Jeremy Heatley, 2006	318
Daniel Taylor, 2003	290
Daniel Taylor, 2004	289
Daniel Ramirez, 2011	271
Mark James, 1982	264
Nate Poppell, 2012	254
Oktay Basci, 1995	251
Karl Douglas, 1969	249
Joe Menchaca, 1994	227
Mark James, 1981	222
Darcy Davis, 1985	219
Abel Gonzalez, 2002	218
Chris Soza, 1984	207
David Garza, 2007	201
Karl Douglas, 1970	200
Karl Douglas, 1968	200

## PASS COMPLETIONS

### Season

Nate Poppell, 2010	237
Billy Garza, 2009	225
Billy Garza, 2008	209
Abel Gonzalez, 2001	182
Daniel Taylor, 2003	177
Daniel Taylor, 2004	176
Jeremy Heatley, 2006	166
Daniel Ramirez, 2011	163
Nate Poppell, 2012	151
Karl Douglas, 1969	141
Oktay Basci, 1995	128
Joe Menchaca, 1994	127
Richard Ritchie, 1976	124
Abel Gonzalez, 2002	123
Mark James, 1982	113
David Garza, 2007	112
Karl Douglas, 1968	107
Joey Pena, 2005	105
Joe Menchaca, 1993	105
Darcy Davis, 1987	104

## ANNUAL LEADERS

(SINCE 1950)

YR	Name (Att-Comp-Int-TD)	YDS
1950	Jack Fink (16-5-2-1)	109
1951	Jack Fink (74-38-8-4)	575
1952	Jack Fink (118-57-11-13)	983
1953	Tommy Hudspeth (47-23-2-2)	298
1954	John Ormand (58-28-5-1)	452
1955	Joe Green (73-31-8-3)	570
1956	Joe Green (40-12-2-4)	205
1957	Joe Green (84-39-5-5)	469
1958	Jaime Davis (62-27-3-5)	417
1959	Jarrell Hayes (104-39-7-7)	789
1960	Jarrell Hayes (87-42-6-7)	622
1961	Jarrell Hayes (115-43-9-6)	639
1962	Randy Johnson (132-66-10-8)	910
1963	Randy Johnson (142-73-8-8)	917
1964	Randy Johnson (195-103-15-14)	1414
1965	Randy Johnson (177-93-12-4)	1109
1966	Terry Oglesby (168-82-13-9)	1262
1967	Karl Douglas (110-52-11-11)	841
1968	Karl Douglas (200-107-10-16)	1685
1969	Karl Douglas (249-141-9-14)	2025
1970	Karl Douglas (200-101-9-13)	1445
1971	Marion Danna (173-81-10-8)	1176
1972	Marion Danna (78-42-4-5)	585
1973	Mike Wendel (118-60-6-5)	714
1974	Richard Ritchie (162-87-7-11)	1470
1975	Richard Ritchie (165-88-6-12)	1436
1976	Richard Ritchie (199-124-7-17)	2225
1977	Elvis Hartsfield (118-58-5-4)	829
1978	Martin Stroman (157-81-9-7)	1189
1979	Martin Stroman (162-78-6-10)	1264
1980	Randy Cretors (151-59-8-3)	899
1981	Mark James (222-98-18-18)	1806
1982	Mark James (264-113-20-13)	1881
1983	Chris Soza (148-66-12-3)	861
1984	Chris Soza (207-101-12-11)	1534
1985	Darcy Davis (219-101-11-9)	1348
1986	Darcy Davis (179-90-10-11)	1384
1987	Darcy Davis (189-104-3-5)	1600
1988	James Guidry (164-75-10-8)	1186
1989	Rod Brown (167-84-9-10)	1339
1990	Paschall Davis (114-50-11-2)	551
1991	Joe Menchaca (98-49-4-1)	581
1992	Wesley Whiten (96-46-2-3)	732
1993	Joe Menchaca (197-105-11-10)	1480
1994	Joe Menchaca (227-127-7-13)	1670
1995	Oktay Basci (251-128-11-16)	1876
1996	Oktay Basci (156-78-8-11)	1117
1997	Oktay Basci (150-82-5-13)	1225
1998	Wes Bautovich (118-53-5-8)	754
1999	Abel Gonzalez (112-52-3-9)	762
2000	Abel Gonzalez (115-57-6-2)	739
2001	Abel Gonzalez (328-182-11-24)	2570
2002	Abel Gonzalez (218-123-7-16)	1834
2003	Daniel Taylor (290-177-9-23)	2492
2004	Daniel Taylor (289-176-13-18)	2529
2005	Joey Pena (181-105-9-7)	1240
2006	Jeremy Heatley (318-166-14-13)	1796
2007	David Garza (201-112-9-11)	1410
2008	Billy Garza (370-209-12-23)	2787
2009	Billy Garza (370-225-12-17)	2711
2010	Nate Poppell (390-237-10-16)	2671
2011	Daniel Ramirez (271-163-9-16)	2030
2012	Nate Poppell (254-151-5-13)	1805
2013	Caleb Bradford (199-95-12-7)	1117



Seven National Championships





*Richard Ritchie*



*Abel Gonzales*

**TOUCHDOWN PASSES**

Career	
Karl Douglas (1967-70).....	54
Abel Gonzalez (1999-02).....	51
Daniel Taylor (2003-04).....	41
Richard Ritchie (1973-76).....	41
Oktay Basci (1994-97).....	40
Billy Garza (2008-09).....	40
Nate Poppell (2009-12).....	38
Randy Johnson (1962-65).....	34
Mark James (1981-82).....	31
Joe Menchaca (1991-94).....	29
Darcy Davis (1984-87).....	28
Daniel Ramirez (2007-08, 10-11).....	27
Martin Stroman (1976-79).....	22
Marion Danna (1970-73).....	21
Jarrell Hayes (1958-61).....	20
Jack Fink (1950-52).....	18
Chris Soza (1981-84).....	14
Jeremy Heatley (2006).....	13
Joe Green (1955-57).....	12
Four with.....	11

**COMPLETION PERCENTAGE**

Career (min. 250 attempts)	
Daniel Taylor (2003-04).....	61.0
Nate Poppell (2009-12).....	59.8
Daniel Ramirez (2007-08, 10-11).....	59.1
Billy Garza (2008-09).....	58.6
Richard Ritchie (1973-76).....	56.1
Abel Gonzalez (1999-02).....	53.6
Karl Douglas (1967-70).....	52.8
Joe Menchaca (1991-94).....	52.5
Oktay Basci (1994-97).....	52.0
Randy Johnson (1962-65).....	51.9
Darcy Davis (1984-87).....	49.9
Martin Stroman (1976-79).....	48.8
Marion Danna (1970-73).....	47.6
Chris Soza (1981-84).....	47.1
Elvis Hartsfield (1975-78).....	46.2
Mark James (1981-82).....	43.4
Jarrell Hayes (1958-61).....	39.8

**PASS EFFICIENCY**

Career (min. 250 attempts)	
Richard Ritchie (1973-76).....	150.4
Daniel Taylor (2003-04).....	149.6
Daniel Ramirez (2007-08, 10-11).....	136.8
Karl Douglas (1967-70).....	135.0
Abel Gonzalez (1999-02).....	132.5
Billy Garza (2008-09).....	132.4
Oktay Basci (1994-97).....	130.7
Nate Poppell (2009-12).....	127.6
Martin Stroman (1976-79).....	125.8
Darcy Davis (1984-87).....	117.4
Joe Menchaca (1991-94).....	115.2
Mark James (1981-82).....	112.6
Randy Johnson (1962-65).....	111.9
Marion Danna (1970-73).....	110.6
Elvis Hartsfield (1975-78).....	106.9
Chris Soza (1981-84).....	102.7
Jarrell Hayes (1958-61).....	100.3

**TOUCHDOWN PASSES**

Season	
Abel Gonzalez, 2001.....	24
Billy Garza, 2008.....	23
Daniel Taylor, 2003.....	23
Daniel Taylor, 2004.....	18
Mark James, 1981.....	18
Richard Ritchie, 1976.....	17
Billy Garza, 2009.....	17
Karl Douglas, 1968.....	16
Oktay Basci, 1995.....	16
Abel Gonzalez, 2002.....	16
Nate Poppell, 2010.....	16
Daniel Ramirez, 2011.....	16
Randy Johnson, 1964.....	14
Karl Douglas, 1969.....	14
Jack Fink, 1952.....	13
Karl Douglas, 1970.....	13
Mark James, 1982.....	13
Joe Menchaca, 1994.....	13
Oktay Basci, 1997.....	13
Jeremy Heatley, 2006.....	13
Nate Poppell, 2012.....	13

**COMPLETION PERCENTAGE**

Season	
Richard Ritchie, 1976.....	62.3
Cory Miles, 2005.....	61.1
Daniel Taylor, 2003.....	61.0
Daniel Taylor, 2004.....	60.9
Billy Garza, 2009.....	60.8
Nate Poppell, 2010.....	60.8
Daniel Ramirez, 2011.....	60.1
Nate Poppell, 2012.....	59.4
Joey Pena, 2005.....	58.0
Nate Poppell, 2011.....	57.1
Karl Douglas, 1969.....	56.6
Billy Garza, 2008.....	56.5
Abel Gonzalez, 2002.....	56.4
Joe Menchaca, 1994.....	55.9
David Garza, 2007.....	55.7
Abel Gonzalez, 2001.....	55.5
Darcy Davis, 1987.....	55.0
Oktay Basci, 1997.....	54.7
Richard Ritchie, 1974.....	53.7
Bryan Ehrlich, 2012.....	53.7
Karl Douglas, 1968.....	53.5

**PASS EFFICIENCY**

Season	
Richard Ritchie, 1976.....	177.4
Daniel Taylor, 2003.....	153.2
Daniel Taylor, 2004.....	146.0
Oktay Basci, 1997.....	145.2
Abel Gonzalez, 2002.....	144.9
Richard Ritchie, 1974.....	143.7
Richard Ritchie, 1975.....	143.2
Karl Douglas, 1967.....	142.7
Karl Douglas, 1968.....	140.7
Abel Gonzalez, 2001.....	138.7
Karl Douglas, 1969.....	136.3
Jack Fink, 1952.....	136.0
Daniel Ramirez, 2011.....	135.9
Cory Miles, 2005.....	133.9
Billy Garza, 2008.....	133.8
Nate Poppell, 2012.....	132.1
Darcy Davis, 1987.....	131.7
Billy Garza, 2009.....	131.0
Joe Menchaca, 1994.....	130.5
Nate Poppell, 2010.....	126.7

### AT A GLANCE...

#### Total Offense Yardage

Game:	457	11/17/2001
	Abel Gonzalez	vs California-Davis
Season:	3,173	2001
	Abel Gonzalez	
Career:	7,828	1999-02
	Abel Gonzalez	

#### All-Purpose Yardage

Game:	364	9/13/1986
	Johnny Bailey	at North Dakota
Season:	2,531	1988
	Johnny Bailey	
Career:	8,473	1986-89
	Johnny Bailey	

#### TDS Responsible For

Game:	6	11/22/1938
	Leroy Fry	vs National Univ of Mexico
Season:	32	2001
	Abel Gonzalez	
Career:	76	1986-89
	Johnny Bailey	

### SINGLE-GAME HIGHS

#### Total Offense

Yds	Name	Opponent	Date
457	Abel Gonzalez	UC-Davis	11/17/01
423	Bryan Ehrlich	vs Emporia St.	11/25/12
422	Bryan Ehrlich	Midwestern St.	11/25/12
415	Billy Garza	at Angelo St.	11/8/08
384	Billy Garza	at Cen. Okla.	9/13/08
380	Dan Ramirez	at UIW	10/15/11
372	Nate Poppell	at ACU	9/8/12
371	Billy Garza	at NE State	9/20/08
364	Billy Garza	Delta State	8/29/09
360	Cory Miles	Angelo St.	11/5/05
356	Dan Ramirez	Tarleton	10/22/11
352	Abel Gonzalez	at PV A&M	9/22/01
343	Billy Garza	at ENMU	10/25/08
343	Dan Ramirez	Lindenwood	10/8/11
336	Oktay Basci	at West Tex.	10/21/95
319	Martin Stroman	SW Texas	11/18/78
315	Billy Garza	Abilene Chr.	11/1/08
315	Karl Douglas	at L. Beach	9/27/68
314	Jeremy Heatley	West Tex.	9/30/06
314	Caleb Bradford	Tarleton	11/2/13
312	Elvis Hartsfield	at Montana St.	9/23/78
311	Daniel Ramirez	Angelo St.	11/10/07
311	David Garza	Tarleton	10/6/07
311	David Garza	ENMU	10/27/07
310	Abel Gonzalez	A&M-C	10/6/01
310	Billy Garza	NE State	9/19/09
309	Daniel Taylor	at A&M-C	10/2/04
308	Billy Garza	at ACU	10/31/09
307	Martin Stroman	SHSU	10/21/78
306	Billy Garza	at A&M-C	10/10/09
305	Desi Najera	at Trinity	9/18/71
305	Karl Douglas	Concordia	12/13/69
303	Nate Poppell	WT A&M	9/17/11
302	John Davis	How. Payne	11/15/58
302	Oktay Basci	Angelo St.	11/15/97
301	Darcy Davis	Cameron	10/24/87

### TOTAL OFFENSE YARDAGE

#### Career

Abel Gonzalez (1999-02)	7,828
Johnny Bailey (1986-89)	6,900
Richard Ritchie (1973-76)	6,884
Karl Douglas (1967-70)	6,515
Billy Garza (2008-09)	5,824
Nate Poppell (2009-12)	5,779
Darcy Davis (1984-87)	5,442
Daniel Taylor (2003-04)	5,384
Larry Collins (1974-77)	5,300
Randy Johnson (1962-65)	5,167
Heath Sherman (1985-88)	5,027
Oktay Basci (1994-97)	4,910
Martin Stroman (1976-79)	4,906
Mark James (1981-82)	4,855
Joe Menchaca (1991-94)	4,595
Larry Williams (2001-04)	4,060
Daniel Ramirez (2007-08, 10-11)	3,597
Wesley Whiten (1991-92, 94-95)	3,547
Chris Soza (1981-84)	2,725
Elvis Hartsfield (1975-78)	2,725

#### TDS RESPONSIBLE FOR

##### Career

Johnny Bailey (1986-89)	76
Karl Douglas (1967-70)	72
Abel Gonzalez (1999-02)	71
Heath Sherman (1985-88)	70
Richard Ritchie (1973-76)	60
Larry Collins (1974-77)	54
Oktay Basci (1994-97)	52
Randy Johnson (1962-65)	49
Martin Stroman (1976-79)	48
Billy Garza (2008-09)	47
Larry Williams (2001-04)	47
Mark James (1981-82)	46
Daniel Taylor (2003-04)	45
Nate Poppell (2009-12)	43
Dexter Deese (1992-94)	40
Wesley Whiten (1991-92, 94-95)	38
Joe Menchaca (1991-94)	36
Darcy Davis (1984-87)	36
Dwight Harrison (1967-70)	34
Daniel Ramirez (1967-70)	33
Butch Pressley (1959-62)	32

#### TOTAL OFFENSE PER GAME

##### Career

Billy Garza (2008-09)	253.2
Daniel Taylor (2003-04)	224.3
Mark James (1981-82)	220.7
Nate Poppell (2009-12)	192.6
Abel Gonzalez (1999-02)	190.9
Johnny Bailey (1986-89)	164.3
Karl Douglas (1967-70)	151.5
Bryan Ehrlich (2012)	150.6
Richard Ritchie (1973-76)	149.7
Darcy Davis (1984-87)	147.1
Martin Stroman (1976-79)	140.2
Randy Johnson (1962-65)	139.6
Daniel Ramirez (2007-08, 10-11)	116.0
Heath Sherman (1985-88)	114.2
Larry Collins (1974-77)	112.8
Oktay Basci (1994-97)	111.6
Larry Williams (2001-04)	101.5
Joe Menchaca (1991-94)	99.9
Chris Soza (1981-84)	97.3
Rod Brown (1988-89)	89.7

### TOTAL OFFENSE YARDAGE

#### Season

Abel Gonzalez, 2001	3,173
Billy Garza, 2008	2,919
Billy Garza, 2009	2,905
Daniel Taylor, 2003	2,732
Nate Poppell, 2010	2,726
Daniel Taylor, 2004	2,652
Richard Ritchie, 1976	2,608
Abel Gonzalez, 2002	2,572
Mark James, 1981	2,535
Mark James, 1982	2,320
Daniel Ramirez, 2011	2,145
Oktay Basci, 1995	2,090
Karl Douglas, 1969	2,078
Martin Stroman, 1979	2,029
Johnny Bailey, 1988	2,022
Johnny Bailey, 1986	2,011
Richard Ritchie, 1975	2,009
Richard Ritchie, 1974	1,956
Darcy Davis, 1987	1,907
Jeremy Heatley, 2006	1,887

#### TDS RESPONSIBLE FOR

##### Season

Abel Gonzalez, 2001	32
Billy Garza, 2008	27
Heath Sherman, 1988	27
Daniel Taylor, 2003	26
Mark James, 1981	25
Richard Ritchie, 1976	25
Heath Sherman, 1986	23
Karl Douglas, 1968	22
Mark James, 1982	21
Karl Douglas, 1969	21
Leroy Fry, 1938	21
Abel Gonzalez, 2002	21
Johnny Bailey, 1988	21
Dexter Deese, 1994	20
Billy Garza, 2009	20
Nate Poppell, 2010	20
Johnny Bailey, 1987	20
Seven with	19

#### TOTAL OFFENSE PER GAME

##### Season

Abel Gonzalez, 2001	288.5
Billy Garza, 2008	265.4
Billy Garza, 2009	242.1
Daniel Taylor, 2004	241.1
Mark James, 1981	230.5
Nate Poppell, 2010	227.2
Mark James, 1982	210.9
Daniel Taylor, 2003	210.2
Nate Poppell, 2012	206.1
Richard Ritchie, 1976	200.6
Abel Gonzalez, 2002	197.8
Daniel Ramirez, 2011	195.0
Nate Poppell, 2011	192.3
Randy Johnson, 1964	192.0
Martin Stroman, 1979	184.5
Johnny Bailey, 1986	182.8
Caleb Bradford, 2013	176.0
Martin Stroman, 1978	174.0
Darcy Davis, 1987	173.4
Karl Douglas, 1969	173.2
Chris Soza, 1984	173.1

### ANNUAL LEADERS

(TOTAL OFFENSE SINCE 1950)

YR	Name	YDS
1950	Kenneth Scholz	709
1951	Reggie West	647
1952	Reggie West	1046
1953	Alton Sanders	625
1954	S.T. Bridges	551
1955	Joe Green	691
1956	Cal Hutzler	637
1957	Harold Holden	486
1958	Jamie Davis	622
1959	Butch Pressley	893
1960	Jarrell Hayes	662
1961	Sid Blanks	609
1962	Randy Johnson	964
1963	Randy Johnson	980
1964	Randy Johnson	1728
1965	Randy Johnson	1495
1966	Terry Oglesby	1314
1967	Karl Douglas	1021
1968	Karl Douglas	1832
1969	Karl Douglas	2078
1970	Karl Douglas	1584
1971	Marion Danna	1017
1972	Ruford Huff	973
1973	Ruford Huff	805
1974	Richard Ritchie	1956
1975	Richard Ritchie	2009
1976	Richard Ritchie	2608
1977	Elvis Hartsfield	1006
1978	Martin Stroman	1740
1979	Martin Stroman	2029
1980	Randy Cretors	1221
1981	Mark James	2535
1982	Mark James	2320
1983	Chris Soza	973
1984	Chris Soza	1731
1985	Darcy Davis	1390
1986	Johnny Bailey	2011
1987	Darcy Davis	1907
1988	Johnny Bailey	2022
1989	Rod Brown	1583
1990	Paschall Davis	1066
1991	Charles Thompson	805
1992	Wesley Whiten	1340
1993	Joe Menchaca	1598
1994	Joe Menchaca	1678
1995	Oktay Basci	2090
1996	Oktay Basci	1436
1997	Oktay Basci	1346
1998	Terrence Bennett	1668
1999	Abel Gonzalez	1076
2000	Abel Gonzalez	1007
2001	Abel Gonzalez	3173
2002	Abel Gonzalez	2572
2003	Daniel Taylor	2732
2004	Daniel Taylor	2652
2005	Joey Pena	1264
2006	Jeremy Heatley	1887
2007	David Garza	1441
2008	Billy Garza	2919
2009	Billy Garza	2905
2010	Nate Poppell	2726
2011	Daniel Ramirez	2145
2012	Nate Poppell	1855
2013	Caleb Bradford	1232



Seven National Championships



## SINGLE-GAME HIGHS

### All-Purpose Yardage

Yds	Name	Opponent	Date
364	Johnny Bailey	at N. Dakota	9/13/86
362	Jon Woodson	at UIW	10/15/11
343	Jon Woodson	Abilene Chr.	11/5/11
315	Johnny Bailey	at SHSU	9/19/87
304	Johnny Bailey	at SW Texas	9/2/89
298	Johnny Bailey	at Angelo St.	11/22/86
289	Johnny Bailey	at West Tex.	10/31/87
284	Johnny Bailey	at Portland St.	12/3/88
267	Johnny Bailey	at Idaho St.	9/12/87
263	Fred Winborn	ENMU	10/24/09
260	Johnny Bailey	SW Texas	9/23/88
259	Kerry Simien	Abilene Chr.	11/5/88
257	Johnny Bailey	ENMU	11/7/87
256	Raymorris Miller	at Angelo St.	11/11/06
254	Johnny Bailey	East Central	9/20/86
251	Jon Woodson	at Angelo St.	10/29/11
250	Aleric Clark	at NDSU	8/31/00
249	Johnny Bailey	Tex. South.	9/6/86
249	Johnny Bailey	Miss. Col.	11/19/88
246	Johnny Bailey	Central St.	10/25/86
246	Larry Williams	West Tex.	9/25/04
244	Norman Miller	A&M-C	10/7/95
243	Jon Woodson	West Tex.	10/16/10
238	Larry Collins	HPU	11/15/75
238	Johnny Bailey	East Tex.	10/8/88
236	Derrick Foster	ENMU	10/30/99
235	Johnny Bailey	at Lamar	10/4/86
234	H. Sherman	Abilene Chr.	11/15/86
232	H. Sherman	West Tex.	11/1/86
232	Cal Hutzler	at SW Tex.	10/8/55
228	Larry Williams	at Neb.-K	11/20/02
226	Reggie West	SW Tex.	9/27/52
226	J. Humphrey	at Cen. Okla.	11/28/98
225	Jon Woodson	Minot St.	9/10/11

## TOTAL OFFENSE PER PLAY

### Career (min. 500 plays)

Larry Collins (1974-77).....	7.40
Johnny Bailey (1986-89).....	7.23
Richard Ritchie (1973-76).....	6.78
Billy Garza (2008-09).....	6.66
Wesley Whiten (1991-92, 94-95)...	6.57
Daniel Ramirez (2007-08, 10-11).....	6.49
Daniel Taylor (2003-04).....	6.49
Karl Douglas (1967-70).....	6.43
Oktay Basci (1994-97).....	6.29
Abel Gonzalez (1999-02).....	6.12
Nate Poppell (2009-12).....	5.99
Darcy Davis (1984-87).....	5.88
Mark James (1981-82).....	5.88
Heath Sherman (1985-88).....	5.77
Randy Johnson (1962-65).....	5.70
Larry Williams (2001-04).....	5.65
Martin Stroman (1976-79).....	5.63
Joe Menchaca (1991-94).....	5.58
Elvis Hartsfield (1975-78).....	5.20
Marion Danna (1970-73).....	4.61

## ALL-PURPOSE YARDAGE

### Career

Johnny Bailey (1986-89).....	8,473
Heath Sherman (1985-88).....	5,694
Larry Collins (1974-77).....	5,548
Jonathan Woodson (2009-12).....	5,172
Larry Williams (2001-04).....	4,467
Kerry Simien (1986-89).....	4,057
Dwight Harrison (1967-70).....	3,901
Glenn Starks (1974-77).....	3,823
Marcus Bonner (1979-81).....	3,657
Sid Blanks (1960-63).....	3,470
Raymorris Miller (2004-07).....	3,389
Ryan Lincoln (2007-10).....	3,371
John Humphrey (1997-98).....	3,050
Dexter Deese (1992-94).....	3,044
Eldridge Small (1968-71).....	2,977
Butch Pressley (1959-62).....	2,932
Clarence Alberts (1970-73).....	2,850
George Franklin (1973-76).....	2,845
Wesley Whiten (1991-92, 94-95).....	2,818
Cal Hutzler (1954-57).....	2,519

## ALL-PURPOSE PER GAME

### Career

Johnny Bailey (1986-89).....	201.7
Heath Sherman (1985-88).....	129.4
John Humphrey (1997-98).....	127.1
Larry Collins (1974-77).....	118.0
Jonathan Woodson (2009-12).....	117.5
Larry Williams (2000-04).....	111.7
Marcus Bonner (1979-81).....	110.8
Norman Miller (1995, 97).....	100.9
Jareko Taylor (2006, 08).....	100.0
Derrick Foster (1998-99).....	98.2
Kerry Simien (1986-89).....	94.3
Sid Blanks (1960-63).....	93.8
Raymorris Miller (2004-07).....	91.6
Charles Thompson (1990-91).....	91.3
Dwight Harrison (1967-70).....	90.7
Tommy Janik (1960-62).....	90.4
Dexter Deese (1992-94).....	82.3
Butch Pressley (1959-62).....	81.4
Glenn Starks (1974-77).....	79.6
<b>Anthony Washington (2012-present)</b>	<b>79.0</b>

## TOTAL OFFENSE PER PLAY

### Season (min. 50 plays)

Alton Sanders, 1950.....	11.50
Butch Pressley, 1960.....	9.50
Sid Blanks, 1960.....	9.48
John Humphrey, 1997.....	8.63
Richard Ritchie, 1976.....	8.61
Barry Copenhaver, 1960.....	8.00
Sid Blanks, 1961.....	7.91
Derrick Foster, 1998.....	7.90
Larry Collins, 1976.....	7.83
Larry Collins, 1977.....	7.73
Larry Collins, 1975.....	7.71
Wesley Whiten, 1994.....	7.70
Daniel Ramirez, 2008.....	7.66
Terrence Bennett, 1998.....	7.62
Elvis Hartsfield, 1976.....	7.55
Jeremy Burnell, 1995.....	7.54
Johnny Bailey, 1989.....	7.51
Johnny Bailey, 1986.....	7.42
James Jefferson, 1982.....	7.42
Johnny Bailey, 1987.....	7.36

## ALL-PURPOSE YARDAGE

### Season

Johnny Bailey, 1988.....	2,531
Johnny Bailey, 1986.....	2,425
Jonathan Woodson, 2011.....	2,309
Johnny Bailey, 1987.....	2,017
Larry Williams, 2003.....	1,696
Heath Sherman, 1988.....	1,671
Heath Sherman, 1986.....	1,651
Don Hardeman, 1974.....	1,637
Larry Collins, 1976.....	1,597
John Humphrey, 1998.....	1,571
Larry Williams, 2002.....	1,566
Johnny Bailey, 1989.....	1,500
Larry Collins, 1975.....	1,487
Fred Winborn, 2009.....	1,482
John Humphrey, 1997.....	1,479
Larry Collins, 1974.....	1,479
Marcus Bonner, 1979.....	1,446
Jonathan Woodson, 2010.....	1,422
Marcus Bonner, 1980.....	1,413
Dwight Harrison, 1968.....	1,406

## ALL-PURPOSE PER GAME

### Season

Johnny Bailey, 1986.....	220.5
Jonathan Woodson, 2011.....	209.9
Johnny Bailey, 1987.....	201.7
Johnny Bailey, 1988.....	194.7
Johnny Bailey, 1989.....	187.5
Heath Sherman, 1986.....	150.1
John Humphrey, 1997.....	134.5
Larry Williams, 2003.....	130.5
Heath Sherman, 1988.....	128.5
Marcus Bonner, 1980.....	128.5
Derrick Foster, 1999.....	127.8
Don Hardeman, 1974.....	125.9
Larry Williams, 2004.....	124.7
Larry Collins, 1975.....	123.9
Fred Winborn, 2009.....	123.5
Larry Collins, 1976.....	122.8
Sid Blanks, 1963.....	122.4
Gil Steinke, 1941.....	121.6
John Humphrey, 1998.....	120.8
Heath Sherman, 1987.....	120.6

## ANNUAL LEADERS

### (ALL PURPOSE SINCE 1950)

YR	Name	YDS
1950	Kenneth Scholz	750
1951	Jack Sportsman	690
1952	Reggie West	1069
1953	William Putnam	951
1954	William Putnam	732
1955	Cal Hutzler	1074
1956	Cal Hutzler	877
1957	Bob Graf	697
1958	Charles Massey	989
1959	Butch Pressley	1175
1960	Butch Pressley	698
1961	Sid Blanks	916
1962	Tommy Janik	1191
1963	Sid Blanks	1102
1964	L.J. Rolf	635
1965	James Brown	802
1966	Larry Pullin	584
1967	Dwight Harrison	559
1968	Dwight Harrison	1406
1969	Eldridge Small	1143
1970	Eldridge Small	1044
1971	Jerrald Taylor	799
1972	Ruford Huff	1102
1973	Ruford Huff	825
1974	Don Hardeman	1637
1975	Larry Collins	1487
1976	Larry Collins	1597
1977	Glenn Starks	995
1978	Ricky Smith	878
1979	Marcus Bonner	1446
1980	Marcus Bonner	1413
1981	Joe Hayes	803
1982	James Jefferson	931
1983	James Jefferson	666
1984	Marcus Brown	769
1985	Heath Sherman	1287
1986	Johnny Bailey	2425
1987	Johnny Bailey	2017
1988	Johnny Bailey	2531
1989	Johnny Bailey	1500
1990	Charles Thompson	727
1991	Charles Thompson	1100
1992	Martin Patton	1233
1993	Louis Fite	1107
1994	Dexter Deese	1402
1995	Norman Miller	1210
1996	Reggie Durden	1228
1997	John Humphrey	1479
1998	John Humphrey	1571
1999	Derrick Foster	1278
2000	Abel Gonzalez	1007
2001	Aleric Clark	1193
2002	Larry Williams	1566
2003	Larry Williams	1696
2004	Maurice Washington	1111
2005	Raymorris Miller	964
2006	Raymorris Miller	1295
2007	Raymorris Miller	883
2008	Jareko Taylor	1104
2009	Fred Winborn	1482
2010	Jonathan Woodson	1422
2011	Jonathan Woodson	2309
2012	Jonathan Woodson	972
2013	Robert Armstrong	825



## AT A GLANCE...

**Careers**

Game:	42	.....11/1/1986
	Heath Sherman	at West Texas A&M
Season:	312	.....2003
	Larry Williams	
Career:	953	.....1986-89
	Johnny Bailey	

**Rushing Yards**

Game:	263	.....10/24/2009
	Fred Winborn	vs Eastern New Mexico
Season:	2,022	.....1988
	Johnny Bailey	
Career:	6,900	.....1986-89
	Johnny Bailey	

**Touchdowns**

Game:	6	.....11/22/1938
	Leroy Fry	vs National Univ of Mexico
Season:	27	.....1988
	Heath Sherman	
Career:	72	.....1986-89
	Johnny Bailey	

## 200-YARD GAMES

Yds	Name	Opponent	Date
263	Fred Winborn	ENMU	10/24/09
254	Johnny Bailey	at West Tex.	10/31/87
246	Larry Williams	West Tex.	9/25/04
244	Johnny Bailey	at North Dak.	9/13/86
238	Larry Collins	HPU	11/15/75
238	Johnny Bailey	Tex. Southern	9/6/86
236	Johnny Bailey	at East Tex.	10/8/88
236	Johnny Bailey	ENMU	11/7/87
234	Heath Sherman	Abilene Chr.	11/15/86
231	Johnny Bailey	Miss. Col.	11/19/88
228	Johnny Bailey	at Portland St.	12/3/88
228	Jon Woodson	Abilene Chr.	11/5/11
226	Reggie West	SW Texas	9/27/52
224	Heath Sherman	SFA	9/21/85
223	Fred Winborn	Tarleton St.	11/14/09
218	Johnny Bailey	at Angelo St.	11/22/86
217	Larry Collins	at Sul Ross	10/18/75
216	Larry Williams	at Neb.-K	11/23/02
216	Heath Sherman	at North Dak.	9/13/86
213	Derrick Foster	ENMU	10/30/99
207	Norman Miller	East Tex.	10/7/95
207	Johnny Bailey	at East Cen.	9/20/86
206	Heath Sherman	at East Cen.	9/20/86
204	Johnny Bailey	Portland St.	9/23/89
204	Johnny Bailey	East Tex.	10/17/87
204	Johnny Bailey	at Lamar	10/4/86
202	Ken Scholz	McMurry	10/14/50
202	Don Hardeman	at HPU	11/16/74
201	Larry Young	Indiana, PA	12/3/94
201	Johnny Bailey	West Tex.	10/22/88

Yds	Quarterback	Opponent	Date
177	Wesley Whiten	East Central	9/17/94
155	Abel Gonzalez	East Central	9/18/99
149	Jaime Davis	HPU	11/15/58
148	Wesley Whiten	at Portland	9/19/92
146	Desi Najera	at Trinity	9/18/71

## RUSHING YARDAGE

**Career**

Johnny Bailey (1986-89)	6,900
Larry Collins (1974-77)	5,300
Heath Sherman (1985-88)	5,140
Larry Williams (2001-04)	4,060
Wesley Whiten (1991-92, 94-95)	2,667
Raymorris Miller (2004-07)	2,393
Henry Glenn (1968-69, 71-72)	2,290
Marcus Bonner (1979-81)	2,287
Butch Pressley (1959-62)	2,276
Dexter Deese (1992-94)	2,124
Sid Blanks (1960-63)	2,044
Ruford Huff (1970-73)	2,021
Clarence Alberts (1970-73)	2,005
Jonathan Woodson (2009-12)	1,993
Robert Poole (1976-79)	1,970
Don Hardeman (1971-74)	1,929
Abel Gonzalez (1999-02)	1,923
Martin Stroman (1976-79)	1,916
Reggie West (1951-53)	1,862
John Humphrey (1997-98)	1,734

## RUSHING ATTEMPTS

**Career**

Johnny Bailey (1986-89)	953
Heath Sherman (1985-88)	871
Larry Williams (2001-04)	719
Larry Collins (1974-77)	716
Raymorris Miller (2004-07)	546
Abel Gonzalez (1999-02)	506
Martin Stroman (1976-79)	493
Henry Glenn (1968-69, 71-72)	453
Richard Ritchie (1973-76)	439
Reggie West (1951-53)	426
Marcus Bonner (1979-81)	417
Wesley Whiten (1991-92, 94-95)	404
Jonathan Woodson (2009-12)	1,993
Clarence Alberts (1970-73)	386
Dexter Deese (1992-94)	377
Butch Pressley (1959-62)	374
Louis Fite (1993-94)	361
Ruford Huff (1970-73)	354
Robert Poole (1976-79)	344
Mark James (1981-82)	340

## RUSHING TOUCHDOWNS

**Career**

Johnny Bailey (1986-89)	72
Heath Sherman (1985-88)	69
Larry Collins (1974-77)	54
Larry Williams (2001-04)	44
Wesley Whiten (1991-92, 94-95)	34
Dexter Deese (1992-94)	32
Butch Pressley (1959-62)	29
Clarence Alberts (1970-73)	27
Martin Stroman (1976-79)	26
Leroy Fry (1937-38)	24
Sid Blanks (1960-63)	23
Marcus Bonner (1979-81)	22
Don Hardeman (1971-74)	22
George Franklin (1973-76)	21
Abel Gonzalez (1999-02)	20
Larry Young (1993-96)	19
Jeremy Burnell (1995-98)	19
Richard Ritchie (1973-76)	19
Jonathan Woodson (2009-12)	19

## RUSHING YARDAGE

**Season**

Johnny Bailey, 1988	2,022
Johnny Bailey, 1986	2,011
Johnny Bailey, 1987	1,598
Larry Williams, 2003	1,570
Don Hardeman, 1974	1,547
Heath Sherman, 1986	1,515
Heath Sherman, 1988	1,499
Larry Williams, 2002	1,496
Larry Collins, 1975	1,473
Larry Collins, 1976	1,456
Larry Collins, 1974	1,451
Fred Winborn, 2009	1,295
Johnny Bailey, 1989	1,269
Robert Poole, 1979	1,189
Heath Sherman, 1985	1,111
Gil Steinke, 1941	1,051
Reggie West, 1952	1,046
Jonathan Woodson, 2011	1,017
Dexter Deese, 1994	1,015
Ruford Huff, 1972	973

## RUSHING ATTEMPTS

**Season**

Larry Williams, 2003	312
Johnny Bailey, 1988	297
Johnny Bailey, 1986	271
Heath Sherman, 1988	264
Heath Sherman, 1986	241
Larry Williams, 2002	240
Reggie West, 1952	223
Larry Collins, 1974	220
Kenneth Scholz, 1950	218
Johnny Bailey, 1987	217
Don Hardeman, 1974	216
Louis Fite, 1993	212
Robert Poole, 1979	204
Heath Sherman, 1985	204
Fred Winborn, 2009	197
Martin Stroman, 1979	196
Raymorris Miller, 2006	192
Larry Collins, 1975	191
Larry Collins, 1976	186
Reg Durden, 1996	183

## RUSHING TOUCHDOWNS

**Season**

Heath Sherman, 1988	27
Heath Sherman, 1986	23
Johnny Bailey, 1988	21
Leroy Fry, 1938	21
Larry Williams, 2002	18
Johnny Bailey, 1987	18
Johnny Bailey, 1986	18
Don Hardeman, 1974	17
Larry Williams, 2003	17
Larry Collins, 1974	17
Fred Winborn, 2009	17
Larry Collins, 1976	16
Dexter Deese, 1994	15
Larry Collins, 1975	15
Johnny Bailey, 1989	15
Reg Durden, 1996	13
Five with	12

## ANNUAL LEADERS

(RUSHING SINCE 1938)

YR	Name	YDS
1938	Leroy Fry	833
1941	Gil Steinke	1051
1948	Harold Menke	659
1950	Kenneth Scholz	709
1951	Reggie West	647
1952	Reggie West	1046
1953	Alton Sanders	625
1954	Steve Curry	530
1955	Cal Hutzler	518
1956	Harold Holden	602
1957	Harold Holden	480
1958	Charles Massey	575
1959	Butch Pressley	893
1960	Sid Blanks	550
1961	Sid Blanks	609
1962	Tommy Janik	580
1963	Sid Blanks	451
1964	Randy Johnson	314
1965	James Brown	542
1966	Phelan Allee	237
1967	Roy Farmer	292
1968	Henry Glenn	725
1969	Henry Glenn	836
1970	Guile Vela	690
1971	Henry Glenn	547
1972	Ruford Huff	973
1973	Ruford Huff	805
1974	Don Hardeman	1547
1975	Larry Collins	1473
1976	Larry Collins	1456
1977	Larry Collins	920
1978	Ricky Smith	689
1979	Robert Poole	1189
1980	Marcus Bonner	893
1981	Mark James	729
1982	James Jefferson	838
1983	Neal LaHue	502
1984	Marcus Brown	634
1985	Heath Sherman	1111
1986	Johnny Bailey	2011
1987	Johnny Bailey	1598
1988	Johnny Bailey	2022
1989	Johnny Bailey	1269
1990	Charles Thompson	551
1991	Charles Thompson	805
1992	Martin Patton	876
1993	Louis Fite	846
1994	Dexter Deese	1015
1995	Wesley Whiten	752
1996	Reg Durden	800
1997	John Humphrey	820
1998	Bennett, Terrence	932
1999	Derrick Foster	969
2000	Darrell White	732
2001	Abel Gonzalez	603
2002	Larry Williams	1496
2003	Larry Williams	1570
2004	Larry Williams	666
2005	Raymorris Miller	830
2006	Raymorris Miller	761
2007	Raymorris Miller	573
2008	Billy Martin	730
2009	Fred Winborn	1295
2010	Jonathan Woodson	608
2011	Jonathan Woodson	1017
2012	Anthony Johnson	694
2013	Greg Pitre	349



### YARDS PER CARRY

#### Career (min. 200 rush)

John Humphrey (1997-98).....	7.67
Larry Collins (1974-77).....	7.40
Johnny Bailey (1986-89).....	7.24
Sid Blanks (1960-63).....	6.70
Wesley Whiten (1991-92, 94-95).....	6.60
Derrick Foster (1998-99).....	6.59
Don Hardeman (1971-74).....	6.41
George Franklin (1973-76).....	6.31
Larry Young (1993-96).....	6.23
Fred Winborn (2009-10).....	6.10
Butch Pressley (1959-62).....	6.09
Cal Hutzler (1954-57).....	5.86
Charles Thompson (1990-91).....	5.79
Heath Sherman (1985-88).....	5.77
Robert Poole (1976-79).....	5.73
Ruford Huff (1970-73).....	5.71
Larry Williams (2001-04).....	5.65
Norman Miller (1995, 97).....	5.64
Dexter Deese (1992-94).....	5.63
Anthony Jiles (1984-85, 87-88).....	5.61

### RUSHING YARDS PER GAME

#### Career

Johnny Bailey (1986-89).....	164.3
Heath Sherman (1985-88).....	114.2
Larry Collins (1974-77).....	112.8
Larry Williams (2000-04).....	101.5
Derrick Foster (1998-99).....	76.7
John Humphrey (1997-98).....	72.2
Ruford Huff (1970-73).....	72.2
Marcus Bonner (1979-81).....	69.3
Reggie West (1951-53).....	69.0
Wesley Whiten (1991-92, 94-95).....	68.4
Charles Thompson (1990-91).....	67.8
Norman Miller (1995, 97).....	64.8
Raymorris Miller (2004-07).....	64.7
Butch Pressley (1959-62).....	63.2
Henry Glenn (1968-69, 71-72).....	60.3
Louis Fite (1993-94).....	59.6
Dexter Deese (1992-94).....	57.4
Sid Blanks (1960-63).....	55.2
Martin Stroman (1976-79).....	54.7
Larry Young (1993-96).....	54.1

### 100-YARD RUSHING GAMES

#### Career

Johnny Bailey (1986-89).....	36
Larry Collins (1974-77).....	27
Heath Sherman (1985-88).....	26
Larry Williams (2001-04).....	13
Wesley Whiten (1991-92, 94-95).....	10
Don Hardeman (1971-74).....	10
Raymorris Miller (2004-07).....	9
Marcus Bonner (1979-81).....	9
Gil Steike (1938-41).....	8
Three with.....	7

### YARDS PER CARRY

#### Season (min. 60 plays)

Butch Pressley, 1960.....	9.50
John Humphrey, 1997.....	8.63
Sid Blanks, 1961.....	7.91
Derrick Foster, 1998.....	7.90
Wesley Whiten, 1994.....	7.83
Larry Collins, 1976.....	7.83
Larry Collins, 1977.....	7.73
Larry Collins, 1975.....	7.71
Johnny Bailey, 1989.....	7.55
Jeremy Burnell, 1995.....	7.54
James Jefferson, 1982.....	7.48
Johnny Bailey, 1986.....	7.42
Johnny Bailey, 1987.....	7.36
Don Hardeman, 1974.....	7.16
Terrence Bennett, 1998.....	7.11
Cal Hutzler, 1955.....	7.00
John Humphrey, 1998.....	6.98
Larry Young, 1995.....	6.96
Tommy Janik, 1962.....	6.90
Norman Miller, 1995.....	6.86

### RUSHING YARDS PER GAME

#### Season

Johnny Bailey, 1986.....	182.8
Johnny Bailey, 1987.....	159.8
Johnny Bailey, 1989.....	158.6
Johnny Bailey, 1988.....	155.5
Heath Sherman, 1986.....	137.7
Larry Collins, 1975.....	122.8
Larry Williams, 2003.....	120.8
Don Hardeman, 1974.....	119.0
Heath Sherman, 1988.....	115.3
Larry Williams, 2002.....	115.1
Larry Collins, 1976.....	112.0
Larry Collins, 1974.....	111.6
Larry Williams, 2004.....	111.0
Fred Winborn, 2009.....	107.9
Gil Steinke, 1941.....	105.1
Larry Collins, 1977.....	102.2
Heath Sherman, 1985.....	101.0
Heath Sherman, 1987.....	100.2
Derrick Foster, 1999.....	96.9
Reggie West, 1952.....	95.1

### 100-YARD RUSHING GAMES

#### Season

Johnny Bailey, 1986.....	11
Johnny Bailey, 1988.....	11
Heath Sherman, 1988.....	10
Don Hardeman, 1974.....	9
Larry Collins, 1976.....	8
Larry Williams, 2002.....	7
Larry Collins, 1974.....	7
Larry Collins, 1975.....	7
Johnny Bailey, 1987.....	7
Johnny Bailey, 1989.....	7
Heath Sherman, 1986.....	7



## AT A GLANCE...

### Receptions

Game:	12	.....10/10/1970
	Eldridge Small	at East Texas State
	12	.....10/2/1993
	Dexter Deese	vs Central State
	12	.....9/22/2001
	Eric Spencer	at Prairie View A&M
	12	.....10/25/2008
	Jareko Taylor	at Eastern New Mexico
Season:	67	.....2012
	Robert Armstrong	
Career:	210	.....2007-10
	Ryan Lincoln	

### Receiving Yards

Game:	212	.....10/12/2002
	Gary Lusk	at Texas A&M-Commerce
Season:	1,156	.....1976
	Glenn Starks	
Career:	3,106	.....1974-77
	Glenn Starks	

### Touchdowns

Game:	3	.....11/23/1968
	Dwight Harrison	at Southwest Texas
	3	.....10/10/1970
	Dwight Harrison	at East Texas State
	3	.....11/15/1997
	Stephen Norman	vs Angelo State
	3	.....10/2/2004
	Maurice Washington	at Texas A&M-Commerce
	3	.....11/10/2012
	Robert Armstrong	vs. Eastern New Mexico
	3	.....11/9/13
	Robert Armstrong	at Angelo State
Season:	14	.....1976
	Glenn Starks	
Career:	33	.....
	Robert Armstrong	(2010-13)

## 150-YARD GAMES

Yds	Name	Opponent	Date
212	Gary Lusk	at A&M-C	10/12/02
196	Glenn Starks	HPU	11/12/77
180	Karl Williams	at UCO	10/14/95
179	Eldridge Small	at SFA	10/11/69
175	R. Armstrong	A&M-C	10/1/11
171	Jareko Taylor	at NSU	9/20/08
168	M. Washington	at A&M-C	10/2/04
166	R. Armstrong	Valdosta St.	11/16/13
166	D. Harrison	at Angelo St.	10/24/70
166	Sherman Batiste	Midwestern St.	9/22/12
165	Chuckie Miles	Miss. West.	11/17/84
163	Stephen Norman	Angelo St.	11/15/97
159	Eldridge Small	at SFA	10/3/70
158	Jareko Taylor	at ENMU	10/25/08
157	Clay Woodard	ENMU	10/22/05
157	Dexter Deese	Central St.	10/2/93
155	Greg Hicks	HPU	11/12/83
154	Ryan Lincoln	at Angelo St.	11/8/08
153	M. Washington	at NW Miss.	11/20/04

## RECEIVING YARDAGE

### Career

Glenn Starks (1974-77)	.....3,106
Ryan Lincoln (2007-10)	.....2,926
Robert Armstrong (2010-13)	.....2,826
Dwight Harrison (1967-70)	.....2,784
Eldridge Small (1968-71)	.....2,547
David Hill (1972-75)	.....2,187
Sherman Batiste (2009-12)	.....1,874
Jareko Taylor (2006, 08)	.....1,833
Bryan Sweeney (1975-78)	.....1,777
Dwayne Nix (1965-68)	.....1,676
Maurice Washington (2003-04)	.....1,670
Kerry Simien (1986-89)	.....1,662
Damian Couthren (2008-11)	.....1,494
Mike Dyal (1984-87)	.....1,463
Gary Lusk (2001-02)	.....1,410
James Collins (1983-86)	.....1,367
Teddy Carrier (1996-99)	.....1,346
Charles Thompson (1993-95)	.....1,331
John Herrera (1977-80)	.....1,327
Brent Holmes (2000-03)	.....1,287

## RECEPTIONS

### Career

Robert Armstrong (2010-13)	.....229
Ryan Lincoln (2007-10)	.....210
Glenn Starks (1974-77)	.....177
Eldridge Small (1968-71)	.....167
Dwight Harrison (1967-70)	.....150
Sherman Batiste (2009-12)	.....149
David Hill (1972-75)	.....135
Dwayne Nix (1965-68)	.....127
Jareko Taylor (2006, 08)	.....120
Damian Couthren (2008-11)	.....107
Kerry Simien (1986-89)	.....104
Bryan Sweeney (1975-78)	.....98
Maurice Washington (2003-04)	.....92
Steve Yaden (2005-06)	.....91
Mike Dyal (1984-87)	.....87
Jonathan Woodson (2009-11)	.....85
Erick Lewis (2003, 05)	.....81
Gary Lusk (2001-02)	.....80
Brent Holmes (2000-03)	.....80
Charles Thompson (1993-95)	.....78

## TOUCHDOWN RECEPTIONS

### Career

Robert Armstrong (2010-13)	.....33
Glenn Starks (1974-77)	.....30
Dwight Harrison (1967-70)	.....30
David Hill (1972-75)	.....21
Eldridge Small (1968-71)	.....20
Jareko Taylor (2006, 08)	.....19
Gary Lusk (2001-02)	.....16
Maurice Washington (2003-04)	.....16
Sherman Batiste (2009-11)	.....15
Brent Holmes (2000-03)	.....13
Kerry Simien (1986-89)	.....13
Dwayne Nix (1965-68)	.....12
Bryan Sweeney (1975-78)	.....12
Ryan Lincoln (2007-10)	.....12
Eric Spencer (2001)	.....11
Mike Dyal (1984-87)	.....11
Jerrald Taylor (1971-73)	.....11
Stephen Norman (1996-97)	.....11
Five with	.....10

## RECEIVING YARDAGE

### Season

Glenn Starks, 1976	.....1,156
Jareko Taylor, 2008	.....1,090
Maurice Washington, 1004	.....1,080
Eldridge Small, 1970	.....938
Dwight Harrison, 1968	.....921
Eldridge Small, 1969	.....895
Gary Lusk, 2002	.....858
Robert Armstrong, 2012	.....849
Ryan Lincoln, 2009	.....848
Ryan Lincoln, 2010	.....833
Glenn Starks, 1977	.....794
Robert Armstrong, 2013	.....761
Bryan Sweeney, 1978	.....748
Jareko Taylor, 2006	.....743
Ryan Lincoln, 2008	.....740
Karl Williams, 1995	.....729
Dwight Harrison, 1969	.....714
Stephen Norman, 1997	.....695
David Hill, 1975	.....690
Eldridge Small, 1971	.....687
Dwight Harrison, 1970	.....661

## RECEPTIONS

### Season

Robert Armstrong, 2012	.....67
Robert Armstrong, 2013	.....66
Jareko Taylor, 2008	.....66
Ryan Lincoln, 2010	.....65
Glenn Starks, 1976	.....60
Eldridge Small, 1970	.....59
Eldridge Small, 1969	.....58
Ryan Lincoln, 2009	.....58
Jareko Taylor, 2006	.....54
Maurice Washington, 2004	.....53
Eric Spencer, 2001	.....53
Robert Armstrong, 2011	.....51
Jonathan Woodson, 2011	.....50
Eldridge Small, 1971	.....49
Gary Lusk, 2002	.....48
Ryan Lincoln, 2008	.....48
Sherman Batiste, 2011	.....48
Dwight Harrison, 1968	.....47
Steve Yaden, 2006	.....47
Bryan Sweeney, 1978	.....46
Robert Armstrong, 2010	.....45
Erick Lewis, 2003	.....45

## TOUCHDOWN RECEPTIONS

### Season

Glenn Starks, 1976	.....14
Dwight Harrison, 1968	.....11
Eric Spencer, 2001	.....11
Maurice Washington, 2004	.....11
Jareko Taylor, 2008	.....11
Robert Armstrong, 2012	.....11
Gary Lusk, 2002	.....10
Stephen Norman, 1997	.....9
Brent Holmes, 2003	.....9
Robert Armstrong, 2013	.....8
Eldridge Small, 1970	.....8
Eldridge Small, 1969	.....8
Dwight Harrison, 1970	.....8
Jareko Taylor, 2006	.....8
Glenn Starks, 1977	.....8
Robert Armstrong, 2011	.....8
John Herrera, 1979	.....8
Six with	.....7

## ANNUAL LEADERS

(RECEIVING SINCE 1950)

YR	Name	YDS
1950	Ken Vakey (5)	78
1951	Jack Sportsman (18)	229
1952	Norman Smith (21)	380
1953	Norman Smith (12)	172
1954	John McCampbell (18)	174
1955	Cal Hutzler (13)	234
1956	John McCampbell (13)	175
1957	Bob Graf (11)	127
1958	Curtis Shed (12)	232
1959	Barry Copenhaver (15)	240
1960	Bobby Pyssen (8)	110
1961	Sid Blanks (14)	227
1962	Tommy Janik (17)	242
1963	Sid Blanks (30)	388
1964	L.J. Rolf (27)	240
1965	L.J. Rolf (20)	330
1966	Dwayne Nix (39)	573
1967	Dwight Harrison (25)	488
1968	Dwight Harrison (47)	921
1969	Eldridge Small (58)	895
1970	Eldridge Small (59)	938
1971	Eldridge Small (49)	687
1972	Jerrald Taylor (30)	492
1973	David Hill (44)	601
1974	Glenn Starks (34)	571
1975	Glenn Starks (42)	585
1976	Glenn Starks (60)	1156
1977	Glenn Starks (41)	794
1978	Bryan Sweeney (46)	748
1979	John Herrera (34)	647
1980	John Herrera (16)	320
1981	Joe Hayes (29)	658
1982	Steve Fuller (28)	574
1983	Greg Hicks (25)	394
1984	Neal LaHue (38)	598
1985	James Collins (21)	440
1986	James Collins (23)	424
1987	Mike Dyal (34)	541
1988	Kerry Simien (30)	498
1989	Kerry Simien (32)	519
1990	Audie Williams (13)	200
1991	Ed Lewis (22)	290
1992	Daryl Owens (22)	376
1993	Dexter Deese (40)	495
1994	Karl Williams (32)	522
1995	Karl Williams (39)	729
1996	Jeremy Burnell (22)	308
1997	Stephen Norman (27)	695
1998	Donny Hogg (17)	230
1999	Teddy Carrier (31)	574
2000	Aleric Clark (29)	360
2001	Eric Spencer (53)	613
2002	Gary Lusk (48)	858
2003	Erick Lewis (45)	565
2004	Maurice Washington (53)	1080
2005	Steve Yaden (44)	561
2006	Jareko Taylor (54)	743
2007	Ryan Lincoln (39)	505
2008	Jareko Taylor (66)	1090
2009	Ryan Lincoln (58)	848
2010	Ryan Lincoln (65)	833
2011	Robert Armstrong (51)	626
2012	Robert Armstrong (67)	849
2013	Robert Armstrong (66)	761



## AT A GLANCE...

### Solo Tackles

Season:	91	1969
	Robert Young	
Career:	283	1974-77
	David Palmore	

### Assisted Tackles

Game:	17	10/16/1971
	Bernard Bancroft	at Sul Ross State
Season:	82	2004
	Deandrae Fillmore	
Career:	207	1985, 87-89
	Kevin Beasley	

### Total Tackles

Game:	21	9/15/1984
	Robert Soza	at Nevada-Reno
	21	12/2/1995
	Chris Hensley	vs Pittsburg State
Season:	141	1995
	Chris Hensley	
Career:	386	1969-72
	Allen Kaiser	

### Tackles for Loss

Game:	6.0	10/24/1981
	David Mims	at Sam Houston State
	6.0	11/13/1999
	Jabbar Williams	vs Angelo State
Season:	21.0	2002
	Davylyn Nelson	
Career:	49.0	2000-02
	Davylyn Nelson	

### Quarterback Sacks

Game:	5.0	10/22/1988
	John Randle	vs West Texas A&M
Season:	22.0	1988
	John Randle	
Career:	36.0	1988-89
	John Randle	

## TOTAL TACKLES

### Career

Allen Kaiser (1969-72)	386
David Palmore (1974-77)	383
Chris Hensley (1993-95, 97)	381
Andy Hawkins (1976-79)	373
Kevin Beasley (1985, 87-89)	345
Mike Hawkins (1974-77)	321
Deandrae Fillmore (2002-05)	293
Larry Grunewald (1973-76)	279
Mike Martinez (2005-08)	270
Howard Henderson (1973-75)	269
John Barefield (1975-77)	266
Joe Barefield (1978-81)	265
Kiah Johnson (1998-01)	261
Marcus Sanders (2008-11)	246
David Mims (1979-82)	245
Davylyn Nelson (2000-02)	242
Jerry Janik (1971-74)	239
Robert Young (1969-70)	232
Clayton Cretors (2004-07)	227
Joe Henke (1975-77)	227

## SOLO TACKLES

### Career

David Palmore (1974-77)	283
Andy Hawkins (1976-79)	277
Allen Kaiser (1969-72)	275
Mike Hawkins (1974-77)	252
Larry Grunewald (1973-76)	212
John Barefield (1975-77)	201
Chris Hensley (1993-95, 97)	187
Robert Young (1969-70)	176
Joe Barefield (1978-81)	168
Claude McMillon (1969-70)	168
Jerry Janik (1971-74)	161
Howard Henderson (1973-75)	160
Ernest Price (1969-72)	158
Ray Evans (1972-75)	157
David Mims (1979-82)	154
Larry Seidel (1973-76)	149
Joe Henke (1975-77)	147
Don Hardeman (1971-74)	140
Kevin Beasley (1985, 87-89)	138
Doug Greene (1975-77)	138

## ASSISTED TACKLES

### Career

Kevin Beasley (1985, 87-89)	207
Chris Hensley (1993-95, 97)	194
Deandrae Fillmore (2002-05)	184
Mike Martinez (2005-08)	157
Kiah Johnson (1998-01)	151
Davylyn Nelson (2000-02)	149
Keith Cubit (1994-97)	127
Tracy James (2002-04)	126
Wilbert Martin (2003-05)	125
David Malesky (1984-87)	119
Marcus Sanders (2008-11)	118
Allen Kaiser (1969-72)	111
Clayton Cretors (2004-07)	110
Howard Henderson (1973-75)	109
Jimmy Rivera (1979-82)	109
Justin Price (1979-82)	109
John Stevens (1991-92)	105
Henry Smith (1986-89)	104
Delra Glover (2007-10)	103
David Palmore (1974-77)	100

## TOTAL TACKLES

### Season

Chris Hensley, 1995	141
Robert Young, 1969	134
Andy Hawkins, 1979	134
Deandrae Fillmore, 2005	130
Deandrae Fillmore, 2004	127
Jimmy Rivera, 1982	125
Allen Kaiser, 1969	123
Howard Henderson, 1974	122
Don Hardeman, 1973	120
David Palmore, 1977	118
Kevin Beasley, 1985	116
Claude McMillon, 1969	114
Chris Hensley, 1994	114
Allen Kaiser, 1972	112
Joe Barefield, 1980	109
Margarito Guerrero, 1969	109
John Barefield, 1977	109
Merle Muckleroy, 1955	109
David Palmore, 1976	109
Joe Henke, 1976	108

## SOLO TACKLES

### Season

Robert Young, 1969	91
Claude McMillon, 1970	90
David Palmore, 1977	85
Robert Young, 1970	85
Andy Hawkins, 1979	85
Andy Hawkins, 1978	83
Allen Kaiser, 1969	82
John Barefield, 1977	80
David Palmore, 1974	80
Claude McMillon, 1969	78
Allen Kaiser, 1972	77
Larry Grunewald, 1976	77
Chris Hensley, 1995	77
Jerry Janik, 1974	75
Craig Diar, 1979	74
Don Hardeman, 1973	73
Byron Bancroft, 1971	72
Margarito Guerrero, 1969	72
Joe Barefield, 1980	71
Larry Grunewald, 1975	71

## ASSISTED TACKLES

### Season

Deandrae Fillmore, 2004	82
Deandrae Fillmore, 2005	77
Kevin Beasley, 1985	73
Jimmy Rivera, 1982	70
Davylyn Nelson, 2002	66
Kenny Benoit, 2003	66
Merle Muckleroy, 1955	65
Chris Hensley, 1995	64
Howard Henderson, 1974	61
Chris Hensley, 1997	60
John Stevens, 1991	59
Devin Beasley, 1988	59
Johnell Dogins, 1991	58
Chris Hensley, 1994	58
Kenneth Benoit, 2002	58
Mike Martinez, 2006	57
Wilbert Martin, 2003	56
Donnell Jury, 2003	55
Justin Price, 1982	54
Zock Allen, 1990	53

## ANNUAL LEADERS

(TACKLES SINCE 1969)

YR	Name	TKL
1969	Robert Young	134
1970	Claude McMillon	104
1971	Bernard Bancroft	106
1972	Allen Kaiser	112
1973	Don Hardeman	120
1974	Howard Henderson	122
1975	Larry Grunewald	92
1976	David Palmore	109
1977	David Palmore	118
1978	Andy Hawkins	97
1979	Andy Hawkins	134
1980	Joe Barefield	109
1981	Maurice Hill	103
1982	Jimmy Rivera	125
1984	Tyrone Graves	80
1985	Kevin Beasley	116
1986	David Malesky	71
1987	Kevin Beasley	74
1988	Kevin Beasley	105
1989	James King	81
1990	Zock Allen	101
1991	John Stevens	95
1992	John Stevens	96
1993	Moke Simon	90
1994	Chris Hensley	114
1995	Chris Hensley	141
1996	Troy Asbell	80
1997	Chris Hensley	95
1998	Glenn Jones	83
1999	John Hamilton	58
2000	Davylyn Nelson	75
2001	Nicholas Davis	73
2002	Davylyn Nelson	101
2003	Kenny Benoit	103
2004	Deandrae Fillmore	127
2005	Deandrae Fillmore	130
2006	Mike Martinez	99
2007	Clayton Cretors	76
2008	Mike Martinez	87
2009	Delra Glover	89
2010	Marcus Sanders	77
2011	Jeremy Aguilar	91
2012	Jeremy Aguilar	97
2013	James/Williams	88

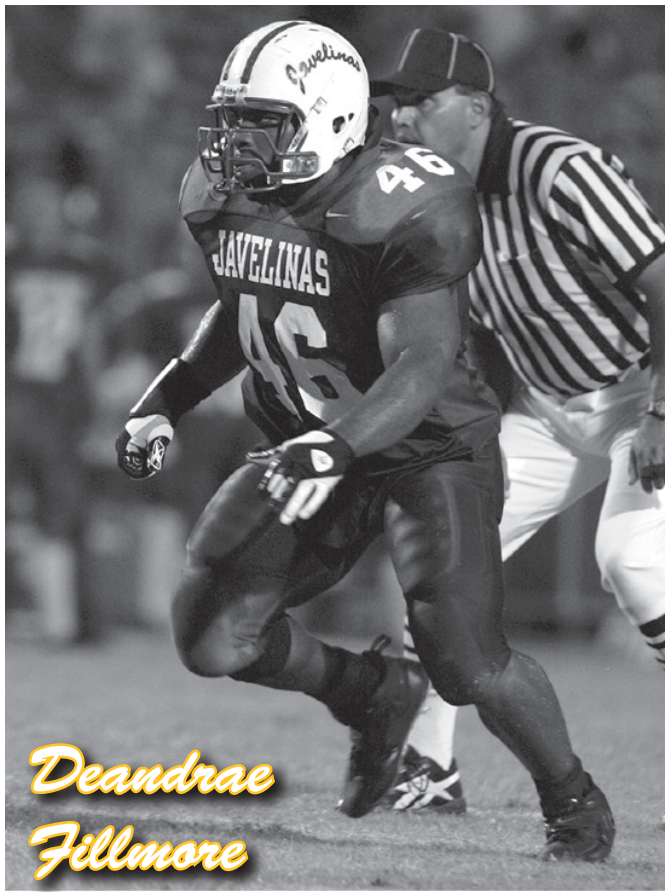


Seven National Championships





*Jeremy  
Aguilar*



*Deandrae  
Fillmore*

### TACKLES FOR LOSS

Career (since 1997)	
Davylyn Nelson (2000-02)	49.0
Kiah Johnson (1998-01)	46.0
Mike Clay (2000-02)	39.0
Jimmy Lugo (2006-08, 10)	36.5
Deandrae Fillmore (2002-05)	36.0
Curtis Tyler (2001-04)	31.5
Jeremy Aguilar (2011-12)	31.0
Cody Eatmon (2000-02)	28.0
Nicholas Davis (2001-02)	27.0
Wilbert Martin (2003-05)	25.0
Marcus Sanders (2008-11)	24.5
Shane Johnson (1996-98)	23.0
Les Brown (1998-99, 01)	21.0
Jeff Edwards (2006-09)	20.5
Tracy James (2002-04)	19.5
Arlen Childress (2004, 07-09)	19.0
Matt Romig (2009-10)	19.0
Brian Randle (2000-02)	19.0
Three with	18.0

### YARDS FROM TFL

Career (since 1997)	
Mike Clay (2000-02)	209
Davylyn Nelson (2000-02)	200
Jimmy Lugo (2006-08, 10)	177
Kiah Johnson (1998-01)	157
Curtis Tyler (2001-04)	139
Cody Eatmon (2000-02)	128
Deandrae Fillmore (2002-05)	126
Nicholas Davis (2001-02)	121
Jeremy Aguilar (2011-12)	113
Shane Johnson (1996-98)	104
Jeff Edwards (2006-09)	102
Matt Romig (2009-10)	101
Marcus Sanders (2008-11)	96
Victor McDonnell (1998-99)	91
Glenn Jones (1998, 00)	84
Arlen Childress (2004, 07-09)	83
Wilbert Martin (2001, 03-05)	81
Les Brown (1998-99, 01)	80
Roderick Benman (2010-11)	79
John Tarpoff (2004-05)	79

### QUARTERBACK SACKS

Career	
John Randle (1988-89)	36.0
Sean Holcomb (1991-94)	27.0
Mike Clay (2000-02)	18.5
Johnny Eaton (1987-89)	17.0
Shane Johnson (1996-98)	15.5
Donovan Gans (1993-94)	14.0
Davylyn Nelson (2000-02)	14.0
John Stevens (1991-92)	14.0
Billy Joe Kelly (1991-92)	14.0
Roderick Benman (2010-11)	14.0
Matt Romig (2009-10)	12.0
Joe Irving (1996-97)	11.0
Jimmy Lugo (2006-08, 10)	11.0
David Alsip (1996-97)	11.0
Danny Munoz (1984-86)	10.0
Henry Smith (1986-89)	10.0
Curtis Tyler (2001-04)	9.5
Marcus Sanders (2008-11)	9.5
Cody Eatmon (2000-02)	9.0
Rodney Williams (1986-89)	9.0

### TACKLES FOR LOSS

Season	
Davylyn Nelson, 2002	21.0
Deandrae Fillmore, 2005	18.0
Mike Clay, 2001	18.0
Curtis Tyler, 2004	17.5
Jeremy Aguilar, 2012	17.0
Cody Eatmon, 2001	17.0
Kerry Linnear, 2000	16.0
Roderck Benman, 2011	16.0
David Alsip, 1997	15.0
Mike Clay, 2002	15.0
Chris Hensley, 1997	15.0
Jimmy Lugo, 2007	15.0
Kiah Johnson, 1998	14.0
Nicholas Davis, 1998	14.0
Davylyn Nelson, 2001	14.0
Davylyn Nelson, 2000	14.0
Jeremy Aguilar, 2011	14.0
Johnny Warren, 2000	14.0
Clint Merz, 2003	13.5
Ronald Pierce, 1997	13.0
Jimmy Lugo, 2008	13.0

### YARDS FROM TFL

Season	
Mike Clay, 2001	96
Cody Eatmon, 2001	85
Curtis Tyler, 2004	85
Mike Clay, 2002	80
Jimmy Lugo, 2008	76
Joe Irving, 1997	73
Davylyn Nelson, 2000	73
Ronald Pierce, 1997	72
Johnny Warren, 2000	71
Nicholas Davis, 2002	71
Davylyn Nelson, 2002	71
Clint Merz, 2003	68
Jimmy Lugo, 2007	68
David Alsip, 1997	65
Kerry Linnear, 2000	65
Roderick Benman, 2011	65
Victor McDonnell, 1998	63
Deandrae Fillmore, 2005	63
Aoatua Sualua, 2004	63
Chris Hensley, 1997	63

### QUARTERBACK SACKS

Season	
John Randle, 1988	22.0
John Randle, 1989	14.0
Sean Holcomb, 1993	12.0
Roderick Benman, 2011	12.0
Donovan Gans, 1993	10.0
John Stevens, 1991	9.0
Mike Clay, 2001	8.5
Sean Holcomb, 1992	8.0
Ronald Pierce, 1997	8.0
David Alsip, 1997	8.0
Danny Munoz, 1986	8.0
Shane Johnson 1998	7.5
Johnny Eaton, 1987	7.0
Billy Joe Kelly, 1992	7.0
Davylyn Nelson, 2000	7.0
Clint Merz, 2003	7.0
Jeff Rodgers, 1994	7.0
Billy Joe Kelly, 1991	7.0
Sean Holcomb, 1994	7.0
Kerry Linnear, 2000	7.0

## AT A GLANCE...

### Interceptions

Game:	4	9/30/2000
	J.R. Turner	
	vs Tarleton State	
Season:	10	1980
	Durwood Roquemore	
Career:	22	1969-72
	Levi Johnson	

### Interception Return Yards

Game:	119	11/5/1988
	LaTwan Shepherd	
	vs Abilene Christian	
Season:	172	2002
	Eddie Moten	
Career:	332	1969-72
	Levi Johnson	

### Interception Return Touchdowns

Game:	1	many times
Season:	3	2009
	Delra Glover	
Career:	3	2007-10
	Delra Glover	

### Passes Defensed

Game:	6	10/10/1981
	Darrell Green	
	vs Abilene Christian	
	6	9/29/1984
	Wayne Tubbs	
	at Texas Southern	
Season:	21 (7 int)	2007
	Rod Mosley	
Career:	32 (13 int)	1997-98
	Cedric Johnson	

### Punt Return Yards

Game:	208 (7 ret)	10/26/1968
	Larry Pullin	
	vs McMurry	
Season:	556	1968
	Larry Pullin	
Career:	1252	1965-68
	Larry Pullin	

### Kick Return Yards

Game:	198 (4 ret)	9/27/2008
	Jabir Perkins	
	vs West Texas A&M	
Season:	606	2002
	Nicholas Davis	
Career:	1,356	1986-89
	Kerry Simien	

## INTERCEPTIONS

### Career

Levi Johnson (1969-72)	22
Ed Scott (1967-70)	21
Durwood Roquemore (1978-81)	21
Leonard Avery (1973-76)	18
Don Washington (1977-80)	17
Darrell Green (1978, 80-82)	16
Toby Chadick (1970-72)	14
Larry Pullin (1966-68)	14
Emmuel Thompson (1978-81)	13
Cedric Johnson (1997-98)	13
Allen Kaiser (1969-72)	12
Doug Greene (1975-77)	12
Nick Jacques (1999-01)	12
Johnnie Freeman (1993-95)	11
Keith Pittman (1991-93)	11
Richard Jones (1994-95)	11
Jessie Jones (1979, 82-83)	10
Robert Young (1969-70)	10
Warren Polk (1983-86)	10
Greg Wright (1981-84)	10

## INT RETURN YARDAGE

### Career

Levi Johnson (1969-72)	332
Emmuel Thompson (1978-81)	269
Johnnie Freeman (1993-95)	262
Ed Scott (1967-70)	248
Cedric Johnson (1997-98)	225
Maurice Smith (1987-89)	221
Allen Kaiser (1969-72)	206
Eddie Moten (2002-03)	204
Darrell Green (1978, 80-82)	201
Doug Greene (1975-77)	190
Cephus Scott (1998-99)	179
Don Washington (1977-80)	175
Keith Pittman (1991-93)	173
Leonard Avery (1973-76)	170
Richard Jones (1994-95)	160
Lawrence Batiste (1987-90)	159
Andre Franklin (1993-94)	148
Durwood Roquemore (1978-81)	144
Nick Jacques (1999-01)	141
Barron Preston (1988-90)	141

## INT RETURN TOUCHDOWNS

### Career

Delra Glover (2007-10)	3
Glenn Jones (1998, 00)	2
Darrell Green (1978, 80-82)	2
Cedric Johnson (1997-98)	2
LaTwan Shepherd (1988, 91)	2
DeAndre Fillmore (2002-05)	2
Leonard Avery (1973-76)	2
Rockeem Collins (2010-11)	2

## INTERCEPTIONS

### Season

Durwood Roquemore, 1980	10
Cedric Johnson, 1998	9
Levi Johnson, 1971	9
James Jefferson, 1985	8
Ed Scott, 1969	8
Levi Johnson, 1970	7
Richard Jones, 1994	7
Doug Greene, 1976	7
Jessie Jones, 1983	7
Toby Chadick, 1970	7
Ed Scott, 1967	7
Rod Mosley, 2007	7
Leonard Avery, 1974	7
Leonard Avery, 1976	7
Stephen McCoy, 2005	7
Twelve with	6

## INT RETURN YARDAGE

### Season

Eddie Moten, 2002	172
Cedric Johnson, 1998	164
Levi Johnson, 1970	147
Andre Franklin, 1994	143
Richard Jones, 1994	137
Cephus Scott, 1998	137
Antwon Guidry, 2004	135
Delra Glover, 2009	132
Johnnie Freeman, 1994	129
Maurice Smith, 1988	128
Glenn Jones, 1998	123
Emmuel Thompson, 1979	123
Al Harris, 1994	119
LaTwan Shepherd, 1988	119
Tony Langfeld, 1966	115
Leslie Brown, 1996	115
Doug Greene, 1976	109
Levi Johnson, 1971	108
Allen Kaiser, 1970	108
Jabir Perkins, 2008	105

## INT RETURN TOUCHDOWNS

### Season

Delra Glover, 2009	3
Deandrae Fillmore, 2005	2
Glenn Jones, 1998	2
LaTwan Shepherd, 1988	2
Rockeem Collins, 2011	2
Many with	1

## PUNT RETURN AVERAGE

### Career (15 min.)

Joe Holcomb (1956-58)	19.6
Tommy Janik (1960-62)	17.6
Darrell Green (1978, 80-82)	17.1
John Humphrey (1997-98)	15.8
Daryl Owens (1991-92)	15.7
Larry Pullin (1966-68)	15.7
William Putnam (1952-54)	15.5
Mauricio Leal (1960-61)	14.5
Cal Hutzler (1954-57)	12.1
Rowland Brooks (1973-74)	11.3
Marcus Bonners (1979-81)	11.0
Kerry Simien (1986-89)	10.9
Barry Copenhaver (1958-60, 62)	10.8
Clavens Charles (2007-08)	10.7
Corky Crane (1954-57)	10.6
Audie Williams (1987-90)	10.0
Eddie Moten (2002-03)	9.9
Joe Williams (2006-09)	9.6
Ed Scott (1967-70)	9.5

## PUNT RETURN AVERAGE

### Season (10 min.)

Larry Pullin, 1967	21.9
Darrell Green, 1982	20.6
John Humphrey, 1997	20.6
Rowland Brooks, 1973	18.3
Daryl Owens, 1991	17.5
Darrell Green, 1981	16.4
Larry Pullin, 1968	15.0
Daryl Owens, 1992	14.7
Roland Beckworth, 1952	14.5
Terrence Davis, 1997	13.6

## KICK RETURN AVERAGE

### Career (15 min.)

Anthony Woods (1984-85)	29.7
Norman Miller (1995, 97)	28.4
Nicholas Davis (2001-02)	26.4
Johnny Bailey (1986-89)	26.3
Raymorris Miller (2004-07)	26.1
Clavens Charles (2007-08)	24.9
John Humphrey (1997-98)	24.9
George Franklin (1973-76)	24.1
L.J. Rolf (1962-65)	23.7
Marcus Bonner (1979-81)	23.2
Jonathan Woodson (2009-12)	23.0
Byron Shaw (1979-81)	22.7
Clarence Alberts (1970-73)	22.6
Kerry Simien (1986-89)	22.2
Clint Bingham (2003-05)	22.2
Rowland Brooks (1973-74)	22.2
Cal Hutzler (1954-57)	22.1
Charles Massey (1958-60)	21.5
Johnnie Freeman (1993-95)	21.0
Corky Crane (1954-57)	20.7

## KICK RETURN AVERAGE


### Season (min. 10)

Jabir Perkins, 2008	36.6
Daryl Cason, 1985	33.0
Johnny Bailey, 1986	30.9
Norman Miller, 1995	28.4
Eldon Johnson, 1998	28.4
Anthony Woods, 1984	28.3
George Franklin, 1975	27.8
Byron Shaw, 1973	27.7
Clavens Charles, 2007	27.4
Raymorris Miller, 2006	27.3





*Darrell Green*



*Larry Pullin*

### PUNT RETURN YARDAGE

Career	
Larry Pullin (1965-68)	1,252
Kerry Simien (1986-89)	987
Daryl Owens (1991-92)	771
Darrell Green (1978, 80-82)	752
Glenn Starks (1974-77)	673
John Humphrey (1997-98)	567
Andre Franklin (1993-94)	536
Aleric Clark (1999-01)	498
Clavens Charles (2007-08)	481
Eddie Moten (2002-03)	416
Marcus Bonner (1979-81)	408
Levi Johnson (1969-72)	400
Barry Copenhaver (1958-60, 62)	388
Rowland Brooks (1973-74)	363
Tommy Janik (1960-62)	352
Vincent Oglesby (2003)	308
Audie Williams (1987-90)	301
Karl Williams (1994-95)	297
Corky Crane (1954-57)	296
Joe Holcomb (1956-58)	294

### PUNT RETURN TOUCHDOWNS

Career	
Daryl Owens (1991-92)	5
Darrell Green (1978, 80-82)	4
John Humphrey (1997-98)	3
Larry Pullin (1965-68)	2
Gil Steinke (1939-41)	2
Terrence Davis (1997)	2
Levi Johnson (1969-72)	2
Tommy Janik (1960-62)	2
Joe Holcomb (1956-58)	2
Mauricio Leal (1960-61)	2
Kerry Simien (1986-89)	2
Glenn Starks (1974-77)	2
Vern Gillespie (1941)	2

### KICK RETURN YARDAGE

Career	
Jonathan Woodson (2009-11)	2,115
Kerry Simien (1986-89)	1,356
Johnny Bailey (1986-89)	1,052
Clavens Charles (2007-08)	947
Darrell Green (1978, 80-82)	911
Aleric Clark (1998-01)	780
Norman Miller (1995, 97)	737
Byron Shaw (1971-74)	705
Marcus Bonner (1979-81)	650
Nicholas Davis (2001-02)	606
Rowland Brooks (1973-74)	600
John Humphrey (1997-98)	597
Cal Hutzler (1954-57)	596
Joe Williams (2006-07)	596
George Franklin (1973-76)	555
Raymorris Miller (2004-07)	548
L.J. Rolf (1962-65)	521
William Bryant (1983-84)	508
Anthony Woods (1984-85)	504
Jabir Perkins (2008)	476

### KICK RETURN TOUCHDOWNS

Career	
Kerry Simien (1986-89)	3
Johnny Bailey (1986-89)	2
Jabir Perkins (2008)	2
Norman Miller (1995, 97)	2
George Franklin (1973-76)	2
Many with	1

### PUNT RETURN YARDAGE

Season	
Larry Pullin, 1968	556
Daryl Owens, 1992	456
Kerry Simien, 1988	396
Larry Pullin, 1967	395
Darrell Green, 1982	392
Eddie Moten, 2002	349
Kerry Simien, 1986	325
Andre Franklin, 1993	320
Daryl Owens, 1991	315
John Humphrey, 1997	309
Vincent Oglesby, 2003	308
Larry Pullin, 1966	301
Clavens Charles, 2007	294
Glenn Starks, 1975	284
Aleric Clark, 2000	273
Karl Williams, 1995	271
Kerry Simien, 1989	266
John Humphrey, 1998	258
Rowland Brooks, 1973	256
Marcus Bonner, 1979	253

### PUNT RETURN TOUCHDOWNS

Season	
Daryl Owens, 1992	3
John Humphrey, 1997	3
Darrell Green, 1981	2
Tommy Janik, 1960	2
Larry Pullin, 1968	2
Terrence Davis, 1997	2
Vern Gillespie, 1941	2
Daryl Owens, 1991	2
Darrell Green, 1982	2
Many with	1

### KICK RETURN YARDAGE

Season	
Jonathan Woodson, 2011	736
Nicholas Davis, 2002	606
Jonathan Woodson, 2010	537
Byron Shaw, 1973	526
Norman Miller, 1995	512
Clavens Charles, 2008	508
Raymorris Miller, 2006	492
Jabir Perkins, 2008	476
Aleric Clark, 2000	473
Jonathan Woodson, 2012	445
Clavens Charles, 2007	439
Darrell Green, 1982	432
Kerry Simien, 1986	408
Jonathan Woodson, 2009	397
George Franklin, 1975	389
John Humphrey, 1998	376
Kerry Simien, 1988	371
Anthony Woods, 1984	368
Daryl Cason, 1985	363
Eric Spencer, 2001	362

### KICK RETURN TOUCHDOWNS

Season	
George Franklin, 1975	2
Jabir Perkins, 2008	2
Norman Miller, 1995	2
Many with	1



## ANNUAL SCORING

### LEADERS

(SINCE 1950)

YR	Name	PTS
1950	Alton Sanders	42
1951	Reggie West	42
	Jack Sportsman	42
1952	Reggie West	54
1953	William Putnam	42
1954	William Putnam	32
1955	Cal Hutzler	42
1956	John Ormand	42
1957	Harold Holden	36
1958	Charles Massey	33
1959	Butch Pressley	66
1960	Sid Blanks	72
1961	Sid Blanks	38
1962	Butch Pressley	42
	Tommy Janik	42
1963	Sid Blanks	48
1964	Randy Johnson	30
	Herb Pennick	30
1965	Randy Johnson	36
1966	Dwayne Nix	24
1967	John Kardow	43
1968	Dwight Harrison	80
1969	Karl Douglas	50
1970	Clarence Alberts	72
1971	Armando Gonzalez	43
1972	Al Villalobos	58
1973	Clarence Alberts	50
1974	Don Hardeman	108
1975	Richard Ritchie	104
1976	Larry Collins	100
1977	Glenn Starks	52
1978	Martin Stroman	72
1979	Robert Poole	86
1980	Marcus Bonner	78
1981	Marcus Bonner	78
1982	Neal LaHue	71
1983	Neal LaHue	42
1984	Neal LaHue	68
1985	Walter Rule	76
1986	Heath Sherman	138
1987	Johnny Bailey	120
1988	Heath Sherman	166
1989	Johnny Bailey	96
1990	Paschall Davis	54
1991	Charles Thompson	70
1992	John Cortez	55
1993	Dexter Deese	80
1994	Dexter Deese	120
1995	John Cortez	81
1996	Reg Durden	84
1997	John Humphrey	72
1998	Terrence Bennett	60
1999	Gregg Johnson	43
2000	Darrell White	36
2001	Eric Spencer	74
2002	Larry Williams	108
2003	Larry Williams	114
2004	Maurice Washington	72
2005	Richard Hammond	69
2006	Scott Schleich	67
2007	Christian Brom	29
2008	Jareko Taylor	66
2009	Fred Winborn	114
2010	Christian Brom	81
2011	Jonathan Woodson	84
2012	Matt Stoll	82
2013	Robert Armstrong	60

### POINTS SCORED

Career

Johnny Bailey (1986-89)	462
Heath Sherman (1985-88)	424
Larry Collins (1974-77)	328
Richard Hammond (2002-05)	302
Richard Ritchie (1973-76)	299
Larry Williams (2001-04)	282
John Cortez (1992-95)	272
Christian Brom (2007-10)	244
Dexter Deese (1992-94)	242
Neal LaHue (1981-84)	234
Wesley Whiten (1991-92, 94-95)	212
Dwight Harrison (1967-70)	206
Glenn Starks (1974-77)	198
Butch Pressley (1959-62)	194
Sid Blanks (1960-63)	192
Clarence Alberts (1970-73)	176
George Franklin (1973-76)	162
Walter Rule (1985-86)	161
Martin Stroman (1976-79)	158
Jeremy Burnell (1995-98)	158

### POINTS SCORED - KICKING

Career

Richard Hammond (2002-05)	302
John Cortez (1992-95)	272
Christian Brom (2007-10)	244
Richard Ritchie (1973-76)	184
Neal LaHue (1981-84)	167
Walter Rule (1985-86)	161
Frank Castro (1996-98)	148
Matt Stoll (2010-13)	119
John Kardow (1966-68)	111
Gregg Johnson (1998-99)	100
Scott Schleich (2006-07)	88
Rupert Foster (1987)	65
David Hopkins (1969-71)	62
Al Villalobos (1972)	58
Bart Kaiser (1979-82)	54
Ken Swenson (1989-90)	51
Joe Green (1955-57)	49
Victor Saucedo (2000-02)	49
Kevin Walter (2001-02)	43
Mike Lowry (1980-81)	42

### TOUCHDOWNS SCORED

Career

Johnny Bailey (1986-89)	76
Heath Sherman (1985-88)	70
Larry Collins (1974-77)	54
Larry Williams (2001-04)	47
Dexter Deese (1992-94)	40
Wesley Whiten (1991-92, 94-95)	35
Dwight Harrison (1967-70)	34
Butch Pressley (1959-62)	32
Glenn Starks (1974-77)	32
Sid Blanks (1960-63)	30
Clarence Alberts (1970-73)	29
Marcus Bonner (1979-81)	26
Martin Stroman (1976-79)	26
Jeremy Burnell (1995-98)	26
George Franklin (1973-76)	25
Leroy Fry (1937-38)	24
Don Hardeman (1971-74)	23
Jonathan Woodson (2009-11)	22
David Hill (1972-75)	22
Two with	21

### POINTS SCORED

Season

Heath Sherman, 1988	166
Leroy Fry, 1938	139
Heath Sherman, 1986	138
Johnny Bailey, 1988	130
Johnny Bailey, 1987	120
Dexter Deese, 1994	120
Johnny Bailey, 1986	116
Larry Williams, 2003	114
Fred Winborn, 2009	114
Don Hardeman, 1974	108
Larry Williams, 2002	108
Richard Ritchie, 1975	104
Larry Collins, 1974	102
Larry Collins, 1976	100
Richar Ritchie, 1976	97
Johnny Bailey, 1989	96
Larry Collins, 1975	90
Glenn Starks, 1976	90
Robert Poole, 1979	86
Two with	85

### POINTS SCORED - KICKING

Season

Walter Rule, 1986	85
Richard Hammond, 2003	85
Matt Stoll, 2012	82
Christian Brom, 2010	81
John Cortez, 1995	81
Richard Hammond, 2002	80
Walter Rule, 1985	76
John Cortez, 1994	75
Christian Brom, 2009	73
Richard Hammond, 2005	69
Richard Hammond, 2004	68
Frank Castro, 1997	68
Scott Schleich, 2006	67
Rupert Foster, 1987	65
Matt Stoll, 2011	61
Christian Brom, 2008	61
John Cortez, 1993	61
Richard Ritchie, 1975	60
Al Villalobos, 1972	58
Matt Stoll, 2013	58
Gregg Johnson, 1998	57

### TOUCHDOWNS SCORED

Season

Heath Sherman, 1988	27
Heath Sherman, 1986	23
Leroy Fry, 1938	21
Johnny Bailey, 1988	21
Johnny Bailey, 1987	20
Dexter Deese, 1994	20
Johnny Bailey, 1986	19
Larry Williams, 2003	19
Fred Winborn, 2009	19
Don Hardeman, 1974	18
Larry Williams, 2002	18
Larry Collins, 1974	17
Johnny Bailey, 1989	16
Larry Collins, 1976	16
Larry Collins, 1975	15
Glenn Starks, 1976	15
Jonathan Woodson, 2011	14
Reg Durden, 1996	14
Robert Poole, 1979	14
Six with	13

## ANNUAL PUNTING

### LEADERS

(SINCE 1950)

YR	Name (No.-Yds)	AVG
1950	Kenneth Scholz (35-1193)	34.1
1951	Jack Sportsman (38-1053)	27.7
1952	Jack Sportsman (52-1762)	33.9
1953	Tommy Hudspeth (12-375)	31.3
1954	S.T. Bridges (17-608)	35.8
1955	Joe Green (16-527)	32.9
1956	Freeman DeLane (19-686)	36.1
1957	Joe Green (38-1313)	34.5
1958	James Franz (26-845)	32.5
1959	Butch Pressley (29-1031)	35.6
1960	Tommy Janik (24-922)	38.4
1961	Jarrell Hayes (44-1365)	31.0
1962	Tommy Janik (23-838)	36.4
1963	Dave Gilbert (38-1463)	38.5
1964	Dave Gilbert (44-1714)	39.0
1965	Dave Gilbert (45-1678)	37.3
1966	Dennis Deville (53-1938)	36.6
1967	Roy Farmer (44-1611)	36.6
1968	Roy Farmer (37-1311)	35.4
1969	Karl Douglas (32-1173)	36.7
1970	Mike Wendel (56-2240)	40.0
1971	Mike Wendel (72-3023)	42.0
1972	Mike Wendel (56-2188)	39.1
1973	Mike Wendel (58-2229)	38.4
1974	Joe Herzik (36-1287)	35.8
1975	Joe Herzik (47-1638)	34.9
1976	Clem Franks (33-1266)	38.4
1977	Clem Franks (57-2146)	37.6
1978	Ben Salinas (41-1484)	36.2
1979	Alan Roberson (63-1997)	31.7
1980	Mike Lowry (59-2190)	37.1
1981	Mike Lowry (44-1664)	37.8
1982	Brent Bryson (53-2015)	38.0
1983	Jamie Sanchez (26-885)	34.0
1984	Mike Dyal (39-1345)	34.5
1985	Doug Schaumburg (63-2392)	38.0
1986	Doug Schaumburg (38-1457)	38.3
1987	Doug Schaumburg (28-959)	34.3
1988	Doug Schaumburg (48-1769)	36.9
1989	Ken Swenson (40-1493)	37.3
1990	Ken Swenson (46-1750)	38.0
1991	Jerome Lopez (30-1130)	37.7
1992	Jerome Lopez (52-1918)	36.9
1993	Jerome Lopez (69-2504)	36.3
1994	Kevin Thornewell (44-1881)	42.8
1995	Kevin Thornewell (56-2235)	39.9
1996	Kevin Thornewell (58-2447)	42.2
1997	Kevin Thornewell (55-2043)	37.1
1998	Matt Hantelmann (63-2423)	38.5
1999	Matt Hantelmann (60-2365)	39.4
2000	Victor Saucedo (72-2594)	36.0
2001	Victor Saucedo (64-2500)	39.1
2002	Victor Saucedo (62-2448)	39.5
2003	Clayton Knellinger (50-1959)	39.2
2004	Richard Hammond (50-1983)	39.7
2005	Richard Hammond (42-1829)	43.5
2006	Cody Smith (60-2469)	41.2
2007	Cody Smith (65-2562)	39.4
2008	Cody Smith (44-1892)	43.0
2009	Cody Smith (41-1472)	35.9
2010	Matt Stoll (42-1549)	36.9
2011	Angel Millan (51-1924)	37.7
2012	Angel Millan (46-2670)	41.1
2013	Angel Millan (44-1598)	36.3



Seven National Championships



## PUNTS

Career	
Mike Wendel (1970-73).....	242
Kevin Thornewell (1994-97).....	213
Cody Smith (2006-09).....	210
Victor Saucedo (2000-02).....	198
Doug Schaumburg (1985-88).....	177
<i>Angel Millan (2010-13).....</i>	<i>170</i>
Jerome Lopez (1991-93).....	151
Dave Gilbert (1963-65).....	127
Matt Hantelmann (1998-99).....	123
Mike Lowry (1980-81).....	103
Joe Herzik (1972-75).....	99
Roy Farmer (1967-69).....	95
Clem Franks (1974-77).....	94
Richard Hammond (2002-05).....	92
Jack Sportsman (1951-52).....	90
Ken Swenson (1989-90).....	86
Alan Roberson (1979).....	63
Jarrell Hayes (1958-61).....	62
Joe Green (1955-57).....	58
Three with.....	53

## PUNTING YARDS

Career	
Mike Wendel (1970-73).....	9,680
Kevin Thornewell (1994-97).....	8,606
Cody Smith (2006-09).....	8,395
Victor Saucedo (2000-02).....	7,542
Doug Schaumburg (1985-88).....	6,577
Jerome Lopez (1991-93).....	5,552
Dave Gilbert (1963-65).....	4,855
Matt Hantelmann (1998-99).....	4,788
<i>Angel Millan (2010-13).....</i>	<i>3,903</i>
Mike Lowry (1980-81).....	3,854
Richard Hammond (2002-05).....	3,812
Clem Franks (1974-77).....	3,567
Joe Herzik (1972-75).....	3,511
Roy Farmer (1967-69).....	3,327
Ken Swenson (1989-90).....	3,243
Jack Sportsman (1951-52).....	2,815
Alan Roberson (1979).....	1,997
Clayton Knellinger (2002-03).....	1,959
Dennis Deville (1965-66).....	1,938

## PUNTING AVERAGE

Career (min. 50 punts)	
Richard Hammond (2002-05).....	41.4
Kevin Thornewell (1994-97).....	40.4
Mike Wendel (1970-73).....	40.0
Cody Smith (2006-09).....	40.0
Clayton Knellinger (2002-03).....	39.2
Matt Hantelmann (1998-99).....	38.9
Dave Gilbert (1963-65).....	38.2
Victor Saucedo (2000-02).....	38.1
Clem Franks (1974-77).....	38.0
Ken Swenson (1989-90).....	37.7
<i>Angel Millan (2010-13).....</i>	<i>37.4</i>
Mike Lowry (1980-81).....	37.4
Doug Schaumburg (1985-88).....	37.2
Jerome Lopez (1991-93).....	36.8
Dennis Deville (1965-66).....	36.6
Karl Douglas (1967-70).....	36.5
Joe Herzik (1972-75).....	35.5
Roy Farmer (1967-69).....	35.0
Neal LaHue (1981-84).....	33.2

## PAT KICKS MADE

Career	
John Cortez (1992-95).....	176-191
Richard Ritchie (1973-76).....	156-172
Richard Hammond (2002-05).....	155-169
Christian Brom (2007-10).....	139-145
Neal LaHue (1981-84).....	109-115
Frank Castro (1996-98).....	97-105
Walter Rule (1985-86).....	82-86
John Kardow (1966-68).....	67-88
<i>Matt Stoll (2010-12).....</i>	<i>65-78</i>
Gregg Johnson (1998-99).....	61-68
David Hopkins (1969-71).....	50-63
Joe Green (1955-57).....	43-61
Bart Kaiser (1979-82).....	39-48
Rupert Foster (1987).....	38-44
Scott Schleich (2006-07).....	37-37
Clyde Rogers (1941).....	36-49
Jason Curlee (1988).....	35-38
Kevin Walter (2001-02).....	31-33
Ken Swenson (1989-90).....	30-36
Two with.....	29

## FIELD GOALS MADE

Career	
Richard Hammond (2002-05).....	49-79
Christian Brom (2007-10).....	35-52
John Cortez (1992-95).....	32-43
<i>Matt Stoll (2010-12).....</i>	<i>26-33</i>
Walter Rule (1985-86).....	25-39
Neal LaHue (1981-84).....	19-28
Scott Schleich (2006-07).....	17-26
Frank Castro (1996-98).....	17-27
John Kardow (1966-68).....	14-24
Gregg Johnson (1998-99).....	13-22
Al Villalobos (1972).....	12-16
Richard Ritchie (1973-76).....	9-12
Rupert Foster (1987).....	9-13
Victor Saucedo (2000-02).....	8-13
Armando Gonzales (1971).....	8-13
Ken Swenson (1989-90).....	7-9
Mike Lowry (1980-81).....	5-8
Bart Kaiser (1979-82).....	5-10
Four with.....	4

## PAT KICKS MADE

Season	
Walter Rule, 1986.....	54-58
Richard Ritchie, 1974.....	52-59
John Cortez, 1994.....	51-56
John Cortez, 1995.....	51-55
Richard Ritchie, 1975.....	48-52
Richard Hammond, 2003.....	46-48
Christian Brom, 2009.....	46-48
Frank Castro, 1997.....	41-47
Bart Kaiser, 1979.....	39-48
Frank Castro, 1996.....	39-39
Christian Brom, 2010.....	39-41
Richard Hammond, 2004.....	38-40
Richard Hammond, 2002.....	38-46
Rupert Foster, 1987.....	38-44
Christian Brom, 2008.....	37-38
John Cortez, 1992.....	37-38
Richard Ritchie, 1976.....	37-42
John Cortez, 1993.....	37-42
Clyde Rogers, 1941.....	36-49
Gregg Johnson, 1998.....	36-40

## FIELD GOALS MADE

Season	
<i>Matt Stoll, 2012.....</i>	<i>17-23</i>
Walter Rule, 1985.....	16-22
Christian Brom, 2010.....	14-20
Richard Hammond, 2002.....	14-23
Scott Schleich, 2006.....	13-17
Richard Hammond, 2003.....	13-21
Al Villalobos, 1972.....	12-16
Richard Hammond, 2005.....	12-18
John Cortez, 1995.....	10-11
Richard Hammond, 2004.....	10-17
Matt Stoll, 2011.....	9-10
Rupert Foster, 1987.....	9-13
Frank Castro, 1997.....	9-14
Christian Brom, 2009.....	9-14
Walter Rule, 1986.....	9-17
John Cortez, 1994.....	8-10
John Cortez, 1993.....	8-11
Christian Brom, 2008.....	8-12
Armando Gonzalez, 1971.....	8-13
Ken Swenson, 1989.....	7-9
Gregg Johnson, 1998.....	7-12

## PUNTS

Season	
Victor Saucedo, 2000.....	72
Mike Wendel, 1971.....	72
Jerome Lopez, 1993.....	69
<i>Angel Millan, 2012.....</i>	<i>65</i>
Cody Smith, 2007.....	65
Victor Saucedo, 2001.....	64
Doug Schaumburg, 1985.....	63
Matt Hantelmann, 1998.....	63
Alan Roberson, 1979.....	63
Victor Saucedo, 2002.....	62
Matt Hantelmann, 1999.....	60
Cody Smith, 2006.....	60
Mike Lowry, 1980.....	59
Mike Wendel, 1973.....	58
Kevin Thornewell, 1996.....	58
Clem Franks, 1977.....	57
Mike Wendel, 1970.....	56
Mike Wendel, 1972.....	56
Kevin Thornewell, 1995.....	56
Three with.....	55

## PUNTING YARDS

Season	
Mike Wendel, 1971.....	3,023
<i>Angel Millan, 2012.....</i>	<i>2,670</i>
Victor Saucedo, 2000.....	2,594
Cody Smith, 2007.....	2,562
Jerome Lopez, 1993.....	2,504
Victor Saucedo, 2001.....	2,500
Cody Smith, 2006.....	2,469
Victor Saucedo, 2002.....	2,448
Kevin Thornewell, 1996.....	2,447
Matt Hantelmann, 1998.....	2,423
Doug Schaumburg, 1985.....	2,392
Matt Hantelmann, 1999.....	2,365
Mike Wendel, 1970.....	2,240
Kevin Thornewell, 1995.....	2,235
Mike Wendel, 1973.....	2,229
Mike Lowry, 1980.....	2,190
Mike Wendel, 1972.....	2,188
Clem Franks, 1977.....	2,146
Kevin Thornewell, 1997.....	2,043
Brent Bryson, 1982.....	2,015
Alan Roberson, 1979.....	1,997

## PUNTING AVERAGE

Season (min. 20 punts)	
Richard Hammond, 2005.....	43.6
Cody Smith, 2008.....	43.0
Larry Krueger, 1969.....	42.9
Kevin Thornewell, 1994.....	42.8
Kevin Thornewell, 1996.....	42.2
Mike Wendel, 1971.....	42.0
Cody Smith, 2006.....	41.2
<i>Angel Millan, 2012.....</i>	<i>41.1</i>
Mike Wendel, 1970.....	40.0
Kevin Thornewell, 1995.....	39.9
James Johnston, 1968.....	39.8
Richard Hammond, 2004.....	39.7
Victor Saucedo, 2002.....	39.5
Matt Hantelmann, 1999.....	39.4
Cody Smith, 2007.....	39.4
Clayton Knellinger, 2003.....	39.2
Mike Wendel, 1972.....	39.1
Victor Saucedo, 2001.....	39.1
Dave Gilbert, 1964.....	39.0
Dave Gilbert, 1963.....	38.5
Matt Hantelmann, 1998.....	38.5



Team Single-Season Rushing Yards	
4,631 - 696	1976
4,432 - 742	1988
4,342 - 689	1986
4,331 - 818	1979
4,289 - 723	1974

Rushing Attempts	
818 - 4,331	1979
768 - 3,965	1994
742 - 4,432	1988
723 - 4,289	1974
696 - 4,631	1976

Rushing TDs	
58	1988
55	1976
48	1974
48	1986
48	1994

Rushing Yards/Game	
394.7 - 11 games	1986
356.2 - 13 games	1976
340.9 - 13 games	1988
333.2 - 13 games	1979
332.7 - 10 games	1989

Pass Attempts	
449 - 255	2012
441 - 259	2011
430 - 239	2008
426 - 254	2010
383 - 235	2009

Pass Completions	
255 - 449	2012
259 - 441	2011
254 - 426	2010
239 - 430	2008
235 - 383	2009

Passing Yards	
3,286 (239-430-14)	2008
3,171 (255-449-13)	2012
3,132 (259-441-16)	2011
2,873 (235-383-12)	2009
2,872 (254-426-12)	2010

Team Single-Season Passing TDs		
27		2008
25		2012
25		2001, 2011
24		1976
23		2003

Pass Completions Pct		
61.4 (235-383)		2009
60.3 (182-309)		2003
59.8 (177-296)		2004
59.6 (254-426)		2010
59.1 (194-328)		2005

Pass Efficiency		
168.3 (152-263-9)		1976
150.7 (182-302-9)		2003
144.9 (177-296-14)		2004
144.1 (114-210-6)		1997
142.1 (137-243-8)		2002

Passing Yards/Game		
298.7 - 11 games		2008
284.7 - 11 games		2011
264.2 - 12 games		2012
239.5 - 11 games		2001
239.4 - 12 games		2009

Total Offense Yards		
7,362 - 959		1976
6,034 - 1,063		1994
5,964 - 899		1986
5,895 - 907		1974
5,841 - 956		1988

Total Offense/Game		
566.3 - 13 games		1976
542.2 - 11 games		1986
486.4 - 11 games		1987
472.4 - 12 games		1975
471.5 - 10 games		1989

Total Offense/Play		
7.68 (959-7362)		1976
6.63 (899-5964)		1986
6.50 (907-5895)		1974
6.40 (911-5831)		1998
6.38 (888-5669)		1975

Team Single-Season All-Purpose Yards	
8,340	1976
7,909	1998
7,615	1988
7,512	1986
7,482	1994

Total Points Scored	
581 - 81 TD	1976
509 - 69 TD	1995
496 - 71 TD	1988
474 - 64 TD	1986
473 - 63 TD	1998

Touchdowns Scored	
81 - 55/24/2	1976
71 - 58/8/5	1988
69 - 45/20/4	1995
65 - 48/15/2	1994
64 - 48/13/3	1986

Field Goals Made	
17 (17-23)	2012
16 (16-22)	1985
14 (14-20)	2010
14 (14-25)	2002
13 (13-17)	2006

Punt Yards	
3,023 - 72	1971
2,903 - 76	1970
2,670 - 65	2012
2,604 - 77	1983
2,594 - 72	2000

Punt Attempts	
77	1983
76	1970
76	1979
75	1959
74	1984

Punt Return Yards	
667 - 55	1968
638 - 36	1992
625 - 37	1967
553 - 47	1998
543 - 34	1960

Team Single-Season Punt Return TDs	
5	1997
4	1992
4	1960
3	1968
3	1993

Kick Return Yards	
1,209 - 58	2006
1,161 - 45	2008
1,055 - 55	2011
1,024 - 45	1973
1,014 - 51	2007

Kick Return TDs	
3	1995
2	1975
2	1986
2	2008
1	Eight times

Interceptions	
42 - 620	1970
33 - 324	1969
28 - 221	1967
27 - 382	1979
26	1994, 1998

Interception Return TDs	
6	1998
3	1996
3	1988
3	2005
3	2009

Total Tackles	
1,071 (550-521)	1988
920 (565-355)	1979
903 (445-458)	1998
889 (444-445)	2009
863 (341-522)	2003

Sacks	
55.5	1998
44.0	1988
32.0	2003
30.0	2012
29.0	1986

### MISCELLANEOUS RECORDS AND NOTES

First and Best	
First Team	1925
First Opponent	Oct. 10, 1925; Breckenridge (W, 32-0)
Most Victories, Season	13-0-0, 1974
	13-0-0, 1976
First Conference Championship	1931, TIAA
First Undefeated Season	1962 (9-0-1)
Undefeated Seasons	1962 (9-0-1), 1967 (9-0-0), 1974 (13-0-0), 1975 (12-0-0), 1976 (13-0-0)
First Shutouted Conference Season	1931 (6-0-0)
Most Shutouts, Season	6, 1968
LSC Championships	1959, 1960, 1962, 1967, 1968, 1969, 1970, 1974, 1975, 1976, 1979, 1985, 1987, 1989, 1992, 1993, 1994, 1995, 1996, 1997, 2002, 2003, 2004, 2009
Number of Head Coaches	9

Games	
1st Win	vs Breckenridge, 32-0 (10/10/1925)
25th Win	vs Southwest Texas, 7-0 (10/10/1931)
50th Win	vs St. Mary's, 14-0 (11/22/1935)
100th Win	vs East Texas Baptist, 31-0 (10/23/1948)
150th Win	vs Univ. of Corpus Christi, 37-14 (9/13/1958)
200th Win	vs Texas Lutheran, 36-0 (10/3/1964)
250th Win	vs Sul Ross State, 27-0 (10/17/1970)
300th Win	vs Abilene Christian, 38-10 (9/25/1976)
350th Win	at Southwest Texas, 21-14 (11/21/1981)

400th Win	vs Tennessee-Martin, 34-15 (11/26/1988)
450th Win	vs Portland State, 21-16 (11/26/1994)
500th Win	at Southwestern Oklahoma, 24-0 (9/8/2001)
550th Win	vs Angelo State, 47-21 (11/10/2007)
Most Consecutive Wins	42 (11/17/1973 - 10/1/1977)

Scoring	
All-Time Points Scored	21,874 (23.7)
All-Time Points Allowed	15,014 (16.7)
Consecutive Games Scoring	258 (9/29/1984 - 9/30/2006)
Number of Times Shutout	58
Consecutive Games Shutout	3 (twice)
Number of Shutouts	126
Consecutive Shutouts	4 (10/30/1926 - 10/22/1927)
Most Points Allowed (Season)	390 (2013)
Fewest Points Allowed (min. 4 gm)	19 (1927)
Fewest Points Allowed (min. 8 gm)	39 (1933)
Most Points Scored (Season)	581 (1976)
Highest Average Margin of Victory	35.8 (1976)
Highest Average Margin of Defeat	-16.8 (1983)
Fewest Points Scored (Season)	52 (1946)
Most Points Per Game	44.7 (1976)
Fewest Points Per Game	6.5 (1946)
Most Points, Game	84 (10/17/1928 vs Fort Brown)
Most Points Allowed, Game	73 (10/20/2007 at Midwestern St.)

### GAME RECORDS

<b>Most Carries</b>	
Tm: 96, at Angelo State 10/30/82	
Ind: 42, Heath Sherman vs WTAMU 11/1/86	
<b>Most Yards Rushing</b>	
Tm: 614, vs Daniel Baker 11/20/48	
Ind: 263, Fred Winborn vs ENMU 10/24/09	
<b>Most Yards Per Carry</b>	
Tm: 10.9, vs West Texas A&M 10/26/02	
Ind: 18.9, Larry Williams vs WTAMU 9/25/04	
<b>Most Rushing TD's</b>	
Tm: 8, at Stephen F. Austin 10/2/76	
Tm: 8, vs Tarleton 10/22/94	
Ind: 6, Leroy Fry vs Nat'l Mexico 11/22/38	
<b>Most Passes Attempted</b>	
Tm: 66, vs Emporia St. 11/25/12	
Ind: 65, Bryan Ehrlich vs Emporia St. 11/25/12	
<b>Most Passes Completed</b>	
Tm: 36, vs Emporia St. 11/25/12	
Ind: 36, Bryan Ehrlich vs Emporia St. 11/25/12	
<b>Most Passing Yards</b>	
Tm: 484 at Angelo State 11/8/08	
Ind: 457, Abel Gonzalez vs UCD 11/17/01	
<b>Highest Completion Percentage</b>	
Tm: 91.7 at Central Oklahoma 10/25/86	
Ind: 91.7, Richard Ritchie at Hawaii 9/18/76	
Ind: 91.7, Darcy Davis vs Central Okla. 10/25/86	
<b>Most Yards Per Attempt</b>	
Tm: 22.2 vs Midwestern State 10/17/98	
Ind: 19.1, Karl Douglas vs Concordia-MN 12/13/69	
<b>Most Yards Per Completion</b>	
Tm: 35.2 vs Abilene Christian 11/7/98	
Ind: 32.2, Mark James at East Central 9/25/82	
<b>Most Passing TD's</b>	
Tm: 5, three times	
Ind: 5, David Garza vs ENMU 10/27/07	
<b>Most Passes had Intercepted</b>	
Tm: 7 at Howard Payne 11/13/82	
Ind: 7, Mark James at HPU 11/13/82	
<b>Highest Passer Rating</b>	
Tm: 258.8 at A&M-Commerce 10/2/04	
Ind: 366.9, Jack Fink vs Heroico 11/29/52	
<b>Receptions</b>	
Ind: 12, Eldridge Small at East Texas 10/10/70	
Ind: 12, Dexter Deese vs Central State 10/2/93	
Ind: 12, Eric Spencer at Prairie View 9/22/01	
Ind: 12, Jareko Taylor at ENMU 10/25/08	
<b>Receiving Yards</b>	
Gm: 196, Glenn Starks vs HPU 11/12/77	
Avg: 49.7, Steve Fuller at SW Texas 11/21/81	
TDs: 3, Robert Armstrong at Angelo State 11/9/13	
TDs: 3, Dwight Harrison at SW Texas 11/23/68	
TDs: 3, Dwight Harrison at East Texas 10/10/70	
TDs: 3, Stephen Norman vs ASU 11/15/97	
TDs: 3, Maurice Washington at AMC 10/2/04	
<b>Total Offense Plays</b>	
Tm: 117 at Angelo State 10/30/82	
Ind: 72, Abel Gonzalez vs UCD 11/17/01	
<b>Total Offense Yards</b>	
Tm: 788 at Stephen F. Austin 10/2/76	
Ind: 457, Abel Gonzalez vs UCD 11/17/01	
<b>All-Purpose Yards</b>	
Tm: 871 vs Abilene Christian 11/5/88	
Ind: 364, Johnny Bailey at North Dakota 9/13/86	
<b>Points</b>	
Tm: 84 vs Fort Brown 10/17/28	
Ind: 40, Leroy Fry vs Nat'l Mexico 11/22/38	



Seven National Championships





## GAME RECORDS

### Highest Average Yards Per Play

Tm: 10.6 vs West Texas A&M 9/24/04  
 Ind: 12.4, Terrance Bennett at UCD  
 11/21/97

### Punt Return Yards

Tm: 203 vs McMurry 10/26/68  
 Ind: 208, Larry Pullin vs McMurry  
 10/26/68

### Kick Return Yards

Tm: 304 vs West Texas A&M 9/27/08  
 Ind: 198, Jabir Perkins vs WTAMU  
 9/27/08

### Most Interceptions

Tm: 8 vs Trinity 9/30/67  
 Tm: 8 at Texas Southern 9/10/88  
 Ind: 4, J.R. Turner vs Tarleton State  
 9/30/00

### Interception Return Yards

Tm: 201 at Texas Southern 9/10/88  
 Ind: 119, LaTwan Shepherd vs ACU  
 11/5/88

### Quarterback Sacks

Tm: 14.0 vs Angelo State 11/14/92  
 Ind: 5.0, John Randall vs WTAMU  
 10/22/88

### Tackles for Loss

Tm: 17.0 vs Tarleton State 10/3/98  
 Tm: 17.0 at Prairie View A&M 9/22/01  
 Ind: 6.0, David Mims at SHSU 10/24/81  
 Ind: 6.0, Jabbar Williams vs ASU 11/13/99

### Pass Breakups

Tm: 16 vs Texas Southern 9/6/86  
 Ind: 6, Darrell Green vs ACU 10/10/81  
 Ind: 6, Wayne Tubbs at Texas Southern  
 9/29/84

### Blocked Kicks

Tm: 4 at Central Oklahoma 10/8/05

### Total Touchdowns

Ind: 6, Leroy Fry vs NU of Mexico  
 11/22/38

### Extra Points Made

Ind: 8, Bart Kaiser vs Howard Payne  
 11/10/79  
 Ind: 8, Walter Rule at North Dakota  
 11/2/85  
 Ind: 8, Gregg Johnson vs ACU 11/7/98  
 Ind: 8, Christian Brom at SW Okla.  
 10/30/10

### Points Scored Kicking

Ind: 16, Walter Rule at East Texas 11/2/85

### Field Goal Attempts

Ind: 6, Walter Rule at East Texas 11/2/85

### Field Goals Made

Ind: 5, Walter Rule at East Texas 11/2/85

### Punts

Ind: 14, Mike Dyal at Stephen F. Austin  
 9/22/84

### Punting Yards

Ind: 521, Mike Dyal at Stephen F. Austin  
 9/22/84

### Punting Average

Ind: 54.3, Larry Krueger at McMurry  
 10/25/69

### Punt Returns

Ind: 10, Kerry Simien vs WTAMU  
 10/22/88

### Punt Return Average

Ind: 64.0, Marcus Bonner at NAU  
 9/6/80

### Kick Returns

Ind: 7, Aleric Clark at NDSU 8/31/00

### Kick Return Average

Ind: 60.0, Byron Shaw vs Angelo State  
 10/20/73  
 Ind: 60.0, Johnny Bailey at North Dakota  
 9/13/86

### Tackles

Ind: 21, Robert Soza at Nevada-Reno  
 9/15/84  
 Ind: 21, Chris Hensley vs Pitt State  
 12/2/95

## TEAM SEASON RECORDS

Rushing Yards - 1976.....	4,631
Rushing Attempts - 1979.....	818
Rushing TD's - 1988.....	58
Yards/Carry - 1976.....	6.65
Rushing Yards/Game - 1986..	394.7
Pass Attempts - 2008.....	430
Completions - 2010.....	254
Passing Yards - 2008.....	3,286
Passing TD's - 2008.....	27
Passes Had Intercepted - 1982 ...	21
Completion Percentage - 2009.	61.4
Pass Efficiency - 1976.....	168.3
Yards/Pass - 1976.....	10.4
Yards/Completion - 1981.....	18.1
Passing Yards/Game - 2008..	298.7
Completions/Game - 2008....	21.73
Total Offense Yards - 1976.....	7,362
Total Offense/Game - 1976....	566.3
All Purpose Yards - 1976.....	8,340
All-Purpose Yards/Game - 1986..	682.9
Points Scored - 1976.....	581
Touchdowns Scored - 1976.....	81
PAT Kicks Made - 1976.....	60
PAT Kicks Attempted - 1976.....	70
PAT Percentage - 1996.....	39-39
Field Goals Made - 1985.....	16
Field Goals Attempted - 2002.....	25
Punt Yards - 1971.....	3,023
Punt Attempts - 1983.....	77
Punts Had Blocked - twice.....	4
Punt Average - 2005.....	42.86
Punt Return Yards - 1968.....	667
Punt Returns - 1968.....	55
Punt Return TD's - 1997.....	5
Yards/Punt Return - 1963.....	18.71
Kick Return Yards - 2006.....	1,209
Kick Returns - 2006.....	58
Kick Return TD's - 1995.....	3
Yards/Kick Return - 2008.....	25.80
Interception Return Yards - 1970..	620
Interceptions - 1970.....	42
Interceptions Return TD's - 1998...	6
Fumble Return Yards - 2004.....	195
Fumble Returns - 2000.....	12
Fumble Return TD's - Three times.	3
Tackles For Loss - 1998.....	147.0
Yards From TFL's - 1998.....	583
QB Sacks - 1998.....	55.5
Yards From Sacks - 1998.....	426
Fumbles Forced - 1988.....	41
Fumbles Recovered - 1988.....	24
Pass Breakups - 1998.....	59
Blocked Kicks - 1998.....	7



Seven National Championships



Javelina Nation



@JavelinaFB



LONE STAR CONFERENCE

9/4	East Texas Baptist at Texas A&M-Commerce	7 p.m.
	West Texas A&M at Colorado State – Pueblo	7 p.m.
9/6	Humboldt State at Texas A&M-Kingsville	7 p.m.
	Eastern New Mexico at New Mexico Highlands	7 p.m.
	McMurry at Houston Baptist	7 p.m.
9/13	Western State at Angelo State	6 p.m.
	Texas A&M-Commerce at Stephen F. Austin	6 p.m.
	Adams State at Eastern New Mexico	7 p.m.
	Colorado Mesa at Texas A&M-Kingsville	7 p.m.
	Missouri S&T at Midwestern State	7 p.m.
	Tarleton State at West Texas A&M	7 p.m.
9/20	Texas A&M-Kingsville vs. Texas A&M-Commerce	10 a.m.
	Shorter vs. West Texas A&M	1 p.m.
	Florida Tech vs. Tarleton State	5 p.m.
	McMurry vs. Angelo State	7 p.m.
	Eastern New Mexico vs. Midwestern State	8 p.m.
9/27	Texas A&M-Commerce vs. Eastern New Mexico	3 p.m.
	Texas A&M-Kingsville vs. McMurry	6 p.m.
	Midwestern State vs. Tarleton State	7 p.m.
	West Texas A&M vs. Angelo State	7 p.m.
10/4	McMurry vs. West Texas A&M	3 p.m.
	Angelo State vs. Midwestern State	7 p.m.
	Eastern New Mexico vs. Texas A&M-Kingsville	7 p.m.
	Tarleton State vs. Texas A&M-Commerce	7 p.m.
10/11	Eastern New Mexico vs. McMurry	2 p.m.
	Texas A&M-Kingsville vs. Tarleton State	6 p.m.
	Texas A&M-Commerce vs. Angelo State	7 p.m.
	Midwestern State vs. West Texas A&M	7 p.m.
10/18	Tarleton State vs. Eastern New Mexico	6 p.m.
	West Texas A&M vs. Texas A&M-Commerce	7 p.m.
	Angelo State vs. Texas A&M-Kingsville	7 p.m.
	McMurry vs. Midwestern State	8 p.m.
10/25	Tarleton State vs. McMurry	2 p.m.
	Texas A&M-Kingsville vs. West Texas A&M	3 p.m.
	Eastern New Mexico vs. Angelo State	7 p.m.
	Texas A&M-Commerce vs. Midwestern State	7 p.m.
11/1	McMurry vs. Texas A&M-Commerce	4 p.m.
	West Texas A&M vs. Eastern New Mexico	6 p.m.
	Midwestern State vs. Texas A&M-Kingsville	7 p.m.
	Angelo State vs. Tarleton State	7 p.m.

Long known as a leader in intercollegiate athletics, the Lone Star Conference (LSC) is an innovative athletics conference that aims to provide a superior competitive experience for member institutions and to allow for comprehensive development of student-athletes through academic services and life skills programming. The LSC continues to build upon its proud history while intending to be recognized as the premier NCAA Division II conference in the nation.

The league's mission is to provide comprehensive student-athlete experiences in high-level athletic competition, with particular dedication to student-athlete development, graduation success, sportsmanship, ethical conduct, community engagement, and expanding opportunities.

The LSC - founded on April 25, 1931 - has developed from a five-team conference of Texas-based schools to a nine-member league that spans three states (Texas, Oklahoma and New Mexico). The league continues to assist its member institutions in the maintenance of intercollegiate athletic programs that are compatible with the highest standards of education and competitive sports.

Throughout the league's 83-year history, various institutions have competed under the LSC banner. Today, only Texas A&M University-Commerce (then East Texas State) remains from the original group that was formed in 1931 when North Texas State, Southwest Texas State, Sam Houston State and Stephen F. Austin withdrew from the old Texas Intercollegiate Athletic Association.

The membership alignment has changed over the years, with current members having been added from 1954 to 1995. Texas A&M-Kingsville (formerly Texas A&I) joined in 1954, and Angelo State in 1968.

Conference membership remained within the Texas borders until 1984 when Eastern New Mexico was admitted. Since then, the LSC has included members from Arkansas and Oklahoma.

Cameron (1988, 1996) was added near the outset of an expansion phase, while Texas Woman's (1989) and previous members West Texas A&M (1986, 1993) and Tarleton State (1968, 1994) joined the league soon after.

Midwestern State was admitted early in 1995, while Harding reconnected with the league as an affiliate member in track and field in 2013. In 2014, McMurry returned as an affiliate member in indoor and outdoor track and field, and football.

While the LSC has maintained a long-standing tradition of competitive athletic programs for its members, many teams and individuals have gone on to distinguish themselves on the national stage. Entering 2014-15, LSC member institutions have collected 75 NCAA national championships since the league joined the Division II membership in 1982. West Texas A&M supplied the most recent addition to that total by claiming the softball championship this past spring.

The LSC conducts conference championships in 16 sports (seven men and nine women). Men's championships include football, cross country, basketball, baseball, indoor track and field, outdoor track and field and golf. Women's titles are determined in volleyball, soccer, cross country, basketball, softball, indoor track and field, outdoor track and field, tennis and golf.

The conference office is located in Richardson, Texas, a northern suburb of Dallas. Jay Poerner serves as the interim commissioner and director for compliance, Melanie Robotham is the assistant commissioner for media relations and Tommy Wright is the director of marketing and corporate sales.



POERNER



Wright



ROBOTHAM




# CONNECT



<http://www.tamuk.edu/socialmedia>

# 2014 JAVELINA FOOTBALL



**HOME**

**AWAY**

**9/6**  
**Humboldt State University**  
**HALL OF FAME WEEKEND**



**9/20**  
**Texas A&M University-Commerce**  
**LSC Football Festival**  
**Arlington, Texas**



**9/13**  
**Colorado Mesa University**  
**IBC Bank Hispanic Heritage Weekend**



**9/27**  
**McMurry University**  
**Abilene, Texas**



**10/4**  
**Eastern New Mexico University**  
**Pueblo Tire & Service Family Fiesta Weekend**



**10/11**  
**Tarleton State University**  
**Stephenville, Texas**



**10/18**  
**Angelo State University**  
**Kleberg Bank Homecoming Game**



**10/25**  
**West Texas A&M University**  
**Canyon, Texas**



**11/1**  
**Midwestern State University**  
**Kingsville Community Appreciation Day**



**11/8**  
**11/15**  
**Lone Star Conference Playoffs**  
**TBA**



**LOG ON TO: WWW.JAVELINATICKETS.COM FOR TICKET INFORMATION**  
**HOME GAMES KICKOFF AT 7 P.M.**