



**Texas A&M-Kingsville  
2013 Football  
Media Guide**



# THIS IS JAVELINA NATION



## 2013 TEXAS A&M-KINGSVILLE SCHEDULE

Date	Location	Opponent	Time
Sept. 7	Central Washington	Ellensburg, WA	1 p.m.
Sept. 14	Monterrey Tech#	Arlington, TX	Noon
<b>Sept. 21</b>	<b>McMurry</b>	<b>Kingsville, TX</b>	<b>7 p.m.</b>
<b>Sept. 28</b>	<b>West Texas A&amp;M*</b>	<b>Kingsville, TX</b>	<b>7 p.m.</b>
Oct. 5	Midwestern State*	Wichita Falls, TX	7 p.m.
<b>Oct. 12</b>	<b>Texas A&amp;M -Commerce*</b>	<b>Kingsville, TX</b>	<b>7 p.m.</b>
Oct. 19	North Alabama	Florence, AL	6 p.m.
Oct. 26	Eastern New Mexico*	Portales, NM	3 p.m.
<b>Nov. 2</b>	<b>Tarleton State*</b>	<b>Kingsville, TX</b>	<b>7 p.m.</b>
Nov. 9	Angelo State	San Angelo, TX	4 p.m.
<b>Nov. 16</b>	<b>Valdosta State</b>	<b>Kingsville, TX</b>	<b>7 p.m.</b>

\* indicates Lone Star Conference game

# indicates game played at Dallas Cowboys Stadium



### TABLE OF CONTENTS

<b>2013 Season Preview</b> .....	<b>2-4</b>
<b>Coaching Staff</b> .....	<b>5-11</b>
Head Coach David Calloway.....	6-7
Offensive Coordinator Roderick Taylor.....	8
Secondary Coach James Jefferson.....	9
All-Time Assistant Coaches.....	9
Offensive Line Coach Jaime Martinez.....	10
Running Backs Coach Daniel Oelschlegel.....	11
<b>Players</b> .....	<b>12-34</b>
Numerical Roster.....	13-14
Alphabetical Roster.....	13-14
Two-Deep.....	15
Robert Armstrong.....	16-17
Zane Brown.....	18
Devin Shaw.....	19
Derek Tesch.....	20
Player Profiles.....	21-34
<b>2012 Review</b> .....	<b>35-43</b>
Game-by-Game Summaries.....	36-39
Game-by-Game Starters.....	40
Individual Stats.....	41-44
The Last Time.....	45
<b>Record Book</b> .....	<b>46-63</b>
Passing Records.....	47-48
Total Offense/All-Purpose Records.....	49-50
Rushing Records.....	51-52
Receiving Records.....	53-54
Defensive Records.....	55-56
Return Records.....	57-58
Scoring and Kicking Records.....	59-60
Team and Miscellaneous Records.....	61
Longest Plays.....	62-63
Single Game Records.....	64-65
Team Season Records.....	65
<b>History</b> .....	<b>66-83</b>
Yearly Results.....	67-71
Record vs Opponents.....	71
Award Winners.....	72-77
All-Time Captains.....	78
Letterwinners.....	79-82
Javelinas in the NFL.....	83-85
<b>Lone Star Conference</b> .....	<b>86-93</b>
LSC Office.....	87
2011 LSC Standings.....	88
2011 LSC Awards.....	88
LSC Records.....	89-90
LSC Annual Leaders.....	90-91
LSC Annual Award Winners.....	92-93
<b>Opponent Information</b> .....	<b>94-97</b>
<b>Administration</b> .....	<b>98-100</b>
Scott Gines, V. P. Intercollegiate Athletics & Campus Recreation... 99	
Dr. Steven Tallant, University President.....	100

### FAST FACTS

**Location:** Kingsville, Texas (25,000)  
**Founded:** 1925  
**Enrollment:** 6,713  
**President:** Dr. Steven H. Tallant  
**V.P. Intercollegiate Athletics & Campus Recreation:**  
 D. Scott Gines  
**Phone:** 361-593-2411  
**Affiliation:** Lone Star Conference (NCAA Division II)  
**Nickname:** Javelinas  
**Colors:** Blue (286 C) and Gold (123 C)  
**Home Field:** Javelina Stadium (15,000)  
**Associate AD/Head Athletic Trainer:** Ruben Cantu (x2493)  
**Associate AD of External Advancement:** Joe Biedron (x2692)  
**Assistant AD for Academic Outreach/SWA:** Amanda Knight (x2155)  
**Coordinator for External Affairs:** Fred Nuesch (x3908)  
**Ticket Manager:** Rosie Moreno (x4030)  
 Department phone numbers begin with 361-593

Requests for press seating, information, interviews and pictures should be directed to Aaron Ames. Permission to broadcast games at Javelina Stadium on the radio must be obtained from the Office of Sports Information. Permission to shoot still photographs or video must also be obtained through the Office of Sports Information. Photographers will have access to the field during each home game.

**Aaron Ames**  
 Sports Information Director  
 Texas A&M University-Kingsville  
 MSC 202, 700 University Blvd.  
 Kingsville, TX 78363  
 Phone: 361-593-2870 (o), 361-793-4393 (c)  
 Email: aaron.ames@tamuk.edu  
 Fax: 361-593-3488  
 Press Box: 361-593-2593  
 Web site: [www.javelinaathletics.com](http://www.javelinaathletics.com)  
 Twitter: [Javelinasdotcom](https://twitter.com/Javelinasdotcom)

# Javelinas enter 2013 season

The 2013 Texas A&M-Kingsville football season should prove to be one of the most exciting to date with a host of changes throughout the program beginning with the leader of the team.

Gone is former head coach Bo Atterberry and in is a new team leader in David Calloway. Calloway is not new to Javelina nation. He spent the past six years as the team's defensive coordinator. As the leader of the Hoggie defense, Calloway built an aggressive, attacking squad that has developed into one of the top defensive units not only in the Lone Star Conference but has ranked amongst the elite of the NCAA Division II ranks.

The Javelinas are coming off a 6-6 season which saw the Javelinas start the season strong with wins over Central Washington and former Lone Star Conference member Abilene Christian. Kingsville then suffered a rare four-game losing streak, but rebounded to win four of its last five regular-season contests to earn a spot in the Kanza Bowl. The Javelinas lone loss in the final five regular-season games was a heart-breaker on the road at Valdosta State, which went on to the NCAA Division II national championship.

The change of head coaches isn't the only difference for the Javelinas headed into the 2013 campaign. A&M-Kingsville will have new starters in the offensive backfield as they look to replace quarterbacks Nate Poppell and Bryan Ehrlich along with running backs Anthony Johnson, Randall Toney and Jonathan Woodson. The defense will be looking to replace All-American linebacker Jeremy Aguilar and a handful of other starters.

Despite some of the uncertainties, Calloway is excited about the prospects for this season's Javelina team especially if it lives up to what he sees as the keys to success.

"Our expectation entering this season is to win every game," said the Javelina mentor. "We want them to be accountable and dependable. We ask the play-



ers to come ready to work with energy, effort and passion. If they come to practice and bring those three things and execute things will take care of themselves."

## **OFFENSE**

The Javelinas will not only have new faces at quarterback and running back, but the man in charge of moving the ball and scoring points is also new. Calloway brought in Roderick Taylor to direct the Kingsville offense. Taylor is extremely familiar to the Lone Star Conference foes as he was the offensive architect at Midwestern State as the Mustang offense developed into one of the nation's top producing offenses.

The Javelinas will shift to a run-first, read-option style of offense under Taylor with a focus on controlling the tempo of the game through the offense.

"We will run the ball and dictate the tempo of the game through our offense," said Calloway. "We will be able to run the play clock down and shorten the game, but will also have the ability to up the pace of the game to keep the

opponent's defense on the field without a chance to sub. We will be able to go no huddle to get points in a hurry if we need to as well."

## **QUARTERBACK**

The competition to be the A&M-Kingsville quarterback has been quite competitive. Entering fall practice, senior Dean Brantley is listed at the top of the depth charts, while redshirt freshman Alex Rios and sophomore Aaron Bueno have been getting snaps with the first team as well.

"The quarterback completion has been heavy since Coach Taylor arrived," said Calloway. "Dean, Alex and Aaron have all been putting in the work to be the starter. Each has been here all summer working out and studying the offense. They have all made sacrifices to improve their level of play.

"We have had a couple of freshman here all summer who are putting themselves in a good position. Our plan is to settle in on one quarterback as our primary starter. We may use another one in different situations."

Brantley is the only quarterback to have seen action for the Javelinas in a regular-season game. However, he has not attempted a pass at the collegiate level. Unofficially, Rios was 10-of-12 in the spring game with 100 yards passing and two TDs. He added another 46 yards on the ground. Bueno also had 100 yards passing with another 33 running the ball.

"Brantley has been in the program," said Calloway. "He has been working really hard and turned a lot of his weaknesses into strengths. Bueno is very special physically. He can make all the throws in the offense and may be the best athlete on the team. Alex is a combo of the two.

"The guys have had a friendly competition and have worked with each other to improve."

## **RUNNING BACK**

Much like quarterback, the experience

# with Calloway as new leader

at running back is also thin. However, according to Calloway, the talent is there.

“A lot of these guys have just been waiting for their opportunity,” said the first-year head coach. “We have seen what these guys can do in practice and know what kind of talent we have. They have just been waiting for their opportunity because of more experience players ahead of them.”

Heading into the fall, a trio of runners has emerged and figure into the mix at running back. Quaylon Jones – a redshirt freshman – is the most well-rounded of the group. Senior Anthony Washington, who is a speedster with game experience as a return specialist including 10 kick returns for 102 yards, provides the most speed, while former Oregon State signee Ashton Jefferson at 6-1 and 200 pounds brings the power. Jones had 35 yards rushing in the spring game while sharing duties and powered through the middle for a 1-yard run. Jefferson had 43 yards on five carries.

“Quaylon is the most complete of the running backs,” said Calloway. “He has the power to run inside, but at the same has the speed to get around the corner on the outside. Washington is a player who you really want to have get his hands on the ball. As a track athlete, he is our home-run hitter on offense. Jefferson is a power guy who can run between the tackles and is extremely strong.

“We have some other guys, but this group really gives us the depth we need. They also give us the opportunity to be versatile and adjust to what the opponent is doing.”

## **WIDE RECEIVER**

The wide receiver positions boast the most experience amongst the Javelina skill-position players.

The receivers are led by senior Robert Armstrong. Armstrong is the reigning co-Lone Star Conference Receiver of the Year. He set a single-season mark with 67 receptions, while adding 849 yards and 11 touchdown receptions. Enter-

ing his final season, Armstrong has over 2,000 yards receiving with 163 catches. He has 25 career TD receptions which is third all-time in Javelina history.

“Robert is a big part of this team with his ability and because he has a great personality,” said Calloway. “He is someone the players like to model themselves after.

“On the field, Robert gives you a go-to guy. He is a special type of player who has the ability to get the ball no matter what the situation is or how he is being covered. He has the athleticism to go get the ball.”

Armstrong is not the only receiver on the team with the ability to make plays. Clyde Lee returns as do Shane Prater and Patrick LaFleur. Lee and Prater each began their careers with BCS schools. Lee played at Boston College, while Prater signed with Iowa after high school. Both have had injury issues. LaFleur, meanwhile, is a former walk-on.

“Clyde has a lot of ability and is very knowledgeable,” said Calloway. “He needs to regain the hunger that he had when he got here. Shane came on at the end of last year when he got healthy.



Both should reap the benefits of being healthy.

“Patrick came as a walk-on two years ago and he has really worked hard. He has changed his body and become more explosive. He could have a breakout season with the spring and summer he has had.”

Others expected to contribute at receiver include multi-time national champion C.J. Griggs and Layton Dworaczyk.

“We hope to use Griggs track skills at receiver,” said Calloway. “He is a natural talent who can do a lot of things on the field. He has tremendous athleticism. Layton is returning to the team and is a physical presence. He can really help the inside passing game.”

## **OFFENSIVE LINE**

The success of the offense will depend to the success of the offensive line. Senior Devin Shaw will lead the group with help from Tommy Parsons and Christian Garcia. Shaw, who has started multiple years on the line, returns at guard. Parsons returns after starting multiple games at tackle a season ago and is huge presence at 6-6, 303 pounds. Garcia started several games as a freshman last fall at the end of the season. Newcomers will man other the spots on the line. Cade Shaw will man the center position for the Javelinas, while Tiance Gardner is slated to start at tackle.

“This group can really run block which is vital with the run-oriented offense Coaches Taylor and (offensive line coach) Martinez are looking to employ,” said Calloway. “These guys have the ability to get off the ball and give us a good nucleus. We are still looking for a couple of swing guys as depth and there are some big freshmen we are looking to see what they are able to do.

“We need to grow on the line. Last year, we struggled with keeping the quarterback healthy. We need the line to come together for us to be successful.”

## **TIGHT END**

In Taylor's new offense, the first responsibility of the tight end will be the ability to block. Senior Derek Tesch, who doubles as the team's deep snapper, leads the returnees and is joined by Jake Willingham and Andrew Shows.

"Derek has been a starter for several years and is a tremendous blocker," said Calloway. "Jake is the better receiver of the group and has been working on his blocking ability. Shows is shifting over from a lineman slot. The ability to block he has gives him the upper hand on the depth chart behind Tesch."

#### **DEFENSE**

Despite becoming head coach, Calloway will maintain his role as the defensive coordinator. He has had tremendous success in recent years especially with a solid group of linebackers. He intends to use primarily the same scheme in 2013.

#### **DEFENSIVE LINE**

The Javelinas have tremendous depth at defensive end entering the season, but are still trying to shore up the interior slots. Robert Williams and Ricky Marshall lead a solid group of at defensive end, with reserves Henry Greathouse and DeVon Rhodes providing depth.

"I am really excited about the defensive ends," said Calloway. "We have nine defensive ends that have been here all summer. Williams and Marshall had solid seasons last year, and I expect big things from Chivas Belton, DeVon, Henry and others.

"Williams is a tremendous athlete and is on some NFL lists already. A lot of people thought he was just an athlete making the switch from basketball but he works hard, watches film and wants to get better. He is the prototype of the hybrid that NFL teams are looking for.

"Ricky is an emotional leader. He brings a lot to the table with his experience. Belton has a chance to breakout. He has been in the program for several years now."

The interior of the line will be led by Zane Brown. Brown is a returning Capital One Academic All-American. Ifey Ibik will begin the season at the nose tackle slot. Calloway is still looking for help.

"Zane is a tremendous leader and Ifey will be a big part of the rotation," said the



coach. "We are still a little thin. We have a couple of transfers that may come and help as will some of our bigger freshmen like Brandon Jones and Jamal Foote."

#### **LINEBACKERS**

In recent years the Javelinas have developed a reputation of strong play at linebacker, but now must replace Jeremy Aguilar, who was an All-America a season ago. Instead of having the one pure standout, Calloway expects strong play from a host of backers.

"I think we will have a solid group at linebacker," he said. "It won't be just one player. Mark Savere walked on a few years and has put himself in a position to start. I am also expecting Kamen Ruelas and Mike Yarbrough to step up their play. Mason Stewart and Miles Kirksey are redshirt freshmen that have worked very hard, but lack experience. They are physical and run well, but need the playing time to learn how to communicate the checks."

A large number of defensive backs have spent their summer around the campus working with Calloway and secondary coach James Jefferson.

"We have a lot of defensive backs with talent," said Calloway. "They have been here all summer working hard and trying to learn what is expected. We are still working with defining the various roles that need to be filled and nothing is set

in stone."

Trevor Pesek, Anthony Forker, Ronnie Ford, T.J. McCullough and Rockeem Collins all played key roles a season ago. A handful of newcomers will also figure into the mix. Joe Crowe and Kelechi Amushie are coming off redshirt seasons, while Kenneth Pinkard is a transfer.

"We have tried Trevor and Anthony at a handful of positions to see which works best for us," said Calloway. "We feel pretty good about where we are at corner with T.J. and Ronnie's ability to cover. Crowe and Kelechi give us size at the corner as well.

"Coach Jefferson is a tremendous person for these guys to learn from. If they listen to him, it will really benefit those guys. We have talent in the secondary. It is a matter of coming together and playing to our strengths."

#### **SPECIAL TEAMS**

The Javelinas have several key returnees on special teams. Matt Stoll and Angel Millan return as the placekicker and punter, respectively. The unsung hero of the group is the return is Tesch as the deep snapper. The senior has been one of the top players at the position nationally for several years.

"Matt has been a solid kicker for several years and Angel continues to improve," said Calloway. "The kicking game should be a strength with their experience."


The coverage units will be a mix of younger players and regulars.

"We are going to put pressure on the other teams to make sure they execute properly when we cover the kicks," said Calloway. "Some guys may get a chance to cut their teeth on special teams, but a lot of starters will play also."

Washington will lead the return specialists. He will be joined by Jones and Prater returning kicks.

Overall, Calloway knows it will take a day-by-day and game-by-game approach to achieve the team's ultimate goal.

"We have to go out and prove we are a good team every week," said Calloway. "We have to continue to improve each time out and build toward December. We need to focus on ourselves and playing with the energy, effort and passion that will bring success."



*The Javelina  
Coaching Staff*



# David Calloway

## Head Coach First Season Langston



A mastermind of one of the top defenses in the NCAA Division II ranks, Texas A&M-Kingsville defensive coordinator David Calloway was promoted to the position of head football coach in December of 2012.

He becomes the ninth head coach of the Javelina program.

“David Calloway loves this community, this University, and Javelina Football,” said Texas A&M University-Kingsville President Dr. Steven H. Tallant. “He enjoys great respect among our student-athletes. The energy and passion he brings is infectious. His understanding of our current operating systems within the football program is a great strength.”

“David Calloway loves this community, this University, and Javelina Football. He enjoys great respect among our student-athletes. The energy and passion he brings is infectious. His understanding of our current operating systems within the football program is a great strength.”

**Dr. Steven H. Tallant**  
**Texas A&M University-Kingsville President**

Calloway guided the Javelina defense for the past six seasons and built his Hoggie charges into one of the top units against the run and overall in his tenure. Kingsville has led the Lone Star Conference in rushing defense four of the last five years including the 2012 season.

During the span, the defensive unit finished first, seventh, 13th and 34th in the nation in rushing yards allowed. His 2010 defense set a single-season record by allowing just 57 yards rushing a game. In 2011, his Hoggie defense suffered several key injuries, but overcame them to finish first in rushing defense in the conference and second in total defense.

Calloway coached a pair of All-Americans in 2011, Jeremy Aguilar and Roderick Benman. Aguilar led the team in tackles and had 14 tackles for a loss en route to being named the LSC Linebacker of the Year. Benman, a defensive end, finished in the top five in the country in sacks with 12.0, the most by a Javelina since 1993.

The 2010 season was a fantastic one for Calloway and his defensive unit. They did not allow more than 10 points in a game through the first four weeks of the season that included a 16-7 win at #1 Northwest Missouri State. They ended up leading the nation and





setting a school record by holding opponents to only 57.0 rushing yards per game. The defense led the Lone Star Conference in points allowed (16.0), total defense (252.1), pass defense (195.1), pass defense efficiency (107.0) and opponent first downs (14.7).

Under Calloway's guidance, the defense has had multiple players earn conference, regional and national honors. Over 25 defensive players have earned All-Lone Star Conference recognition in his tenure as defensive coordinator. Two players – Tressor Baptiste (2010) and Aguilar (2011) – were each named Linebacker of the Year. In 2008, Jimmy McQueen-Sadler, who spent time in camp with the Houston Texans in 2012, was named Co-Defensive Lineman of the Year by the Lone Star Conference and teammate Jabir Perkins was named Defensive Back of the Year.

Defensive players have received 17 All-America honors in Calloway's tenure and two were named Academic All-America including Zane Brown who will be a senior and team captain for the 2013 season.

Throughout his tenure the Javelina defense has come up big in crucial games. They limited preseason

No. 2 Northwest Missouri State to just seven points in the 2010 opener, while in 2008 the defense held fourth-ranked Delta State to just a single field goal.

Calloway came to Texas A&M-Kingsville after serving a year as the defensive line coach at the Lone Star Conference rival Southeastern Oklahoma. He was originally promoted to defensive coordinator for the Savage Storm after Bo Atterberry came to Kingsville following Keith Baxter. He was named the Javelinas defensive leader when Atterberry was chosen as the team's ninth head coach.

Kingsville was not Calloway's first stint as a defensive coordinator. He was the defensive coordinator at his alma mater Langston University in Oklahoma during the 2004 and 2005 seasons. He also coached the defense at Hastings (Neb.) College from 2000 through 2003. Previously, Calloway was the linebacker coach at Lane College where his collegiate coaching career got its original start.

Calloway was a stand-out, four-year letterwinner at Langston where he earned his undergraduate degree. He received his graduate degree from Hastings.



# Roderick Taylor

## Offensive Coordinator First Season Southwest Baptist



First-year offensive coordinator Roderick Taylor broke into the nationwide spotlight by being chosen as one of four national finalists for Football Scoop Division 2 coordinator of the year in 2011. He is well on his way to developing a reputation as one of the best recruiters in the nation.

Taylor comes to the Hog Nation from Midwestern State, a Lone Star Conference rival. Taylor joins head coach David Calloway for the second time in his career. The first time was at Langston University in Oklahoma and the pair helped produce a conference championship.

In all four seasons at Midwestern State, the offensive record book experienced many changes. In 2010 and 2011, the Mustangs led the nation in red-zone offense. In 2009, MSU won its first Lone Star Conference title, reached the NCAA playoffs and led the nation at all levels in pass efficiency at 180.2 and completion percentage at 72%. That season Taylor tutored a receiving unit that caught 29 touchdowns and included a game that saw the team complete 24 of 25 passes breaking a 33-year-old NCAA record.

Taylor has also coached at least one first team LSC receiver in his first three seasons at Midwestern. He also mentored the LSC Receiver of the Year in both 2009 (Andy Tanner-Saints) and in 2011 (David Little-Cowboys). This was not overlooked as Taylor was promoted to the familiar role of offensive play-caller in the spring of 2011.

In the fall of 2011, MSU led the nation in total offense at 532 yards per game, yards per play at 7.5 and scoring at 48.6 points per game. The Mustangs ranked second with 323 rushing yards per game. The offense success helped Midwestern to its first perfect regular season, an outright LSC title and trip to the NCAA post-season while producing many All-Americans, and the LSC Offensive Lineman, Receiver and Offensive Player of the year.

In 2012, the Mustangs were conference champs again, giving MSU 3-out-of-4 titles and a slot back in the NCAA playoffs. The offense repeated as the top scoring offense in the LSC and was 14th in total offense in the nation.

MSU maintained its dominance in the red zone at 91% good enough for second in the nation. The MSU offense led the nation in sacks allowed giving up only four on the season and was fourth in the nation at yards per play at 7.11. As the offensive coordinator at MSU, Taylor's troops averaged 505 yards, 43.6 points and 7.3

yards a play.

Prior to MSU, Taylor served as co-offensive coordinator and receivers coach at Southwestern Oklahoma State. With the Bulldogs, the on field offensive production increased drastically and the offense set a single-season passing record. The school single-season receptions record by a player was also broken.

Taylor started his collegiate coaching career helping resurrect an Oklahoma Panhandle State program that was without a winning season for nine years prior to his arrival. Taylor acted as the running game coordinator at OPSU and coached five different first-team all-conference players in two years. OPSU was voted Top 10 turn-around program in the U.S. by the NCAA in 2003 and continued to win in 2004. Taylor coached Ty Sellers, a Harlon Hill contender and all-conference quarterback. Sellers led all D2 QBs with 16 rushing TDs in 11 games.

Following another winning season in 2004, Taylor moved on to Langston to serve as the passing game coordinator. In 2005, Langston was Central States Football League Champions, averaging 35 points a game with the top ranked offense in the CSFL.

Taylor coached three all-conference players at three different positions including a first-team all-conference wide receiver, punt returner, and second-team tight end. Under Taylor's supervision as offensive academic coordinator, the Lions' team GPA improved from 1.95 to 2.67.

Following Langston, Taylor coached at Terrell (Texas) High School serving as special team's coordinator and offensive line coach in 2006. The offensive line unit led the district in sacks allowed with 1.6 per game.

In 2007, he was promoted to offensive coordinator. Under Taylor's direction and discipline, the offensive scoring catapulted 239 percent and rushing increased to 5.8 yards per carry.

Prior to OPSU Taylor taught and coached in a wide variety of arenas including lockdown facilities, boys' ranches, juvenile justice system, alternative learning, and residential living settings.

As a football player, Taylor was a part of three programs: Kansas Wesleyan, Oklahoma Panhandle State, and Texas Southern Universities. Throughout his football career he started twenty games as a defensive player at three different positions.

Taylor is married to Chastity Taylor – his college sweetheart – and is the father of 6-year old Zachary Clay Taylor.



# James Jefferson

## Defensive Secondary First Season Texas A&I



A former Texas A&I standout in the mid-1980s, a member of the Javelina Hall of Fame and former coach, James Jefferson returns to the Texas A&M-Kingsville sidelines this fall as a member of first-year head coach David Calloway's first staff.

"I thought it was important to bring in another coach with ties to the program and Coach Jefferson has deep roots with the program," said Calloway. "He has been with the program in the past as a player, coach and is a member of the Javelina Hall of Fame. He grew up with this program. Besides those ties he has had tremendous success as a coach."

A Kingsville native, Jefferson played in both the offensive and defensive backfields for the Hoggies during his playing career from 1982-85. He was selected to the Football News All-America, was the Lone Star Conference's Defensive back of the Year and first-team All-LSC as a senior in 1985.

Following his collegiate career, Jefferson played in the both CFL and the NFL. He first played with the Winnipeg Blue Bombers from 1986-88 twice earning All-Canadian team honors. Se-

attle then signed Jefferson in 1989 where he played five seasons. He was named AFC player of the week twice once in '89 and once in 1990. He set a then record for the Seahawks with a 97-yard kickoff return. Jefferson capped his career in the CFL with the British Columbia Lions. He won one Grey Cup with both Bombers and Lions.

Upon the completion of his professional playing career, the Kingsville native returned home and spent a season on the Javelina staff coaching the cornerbacks. He moved on to Alabama State in 1997 to serve as the secondary coach. After one season, Jefferson returned to the Javelina staff to coach the secondary,

From 2000-07, Jefferson worked in the front office with the New Orleans Saints as a scout. He then returned to the Javelina coaching staff in 2007 before moving on to the high school ranks. He served as the defensive coordinator with Kingsville Academy for three years before spending the past two seasons with Ray High School in Corpus Christi.

## All-Time Assistant Coaches

Pat Aguilar, 1977-79  
Carlos Alvarado, 2008-10  
Chris Ballard, 1995-00  
Joe Barron, 2007-12  
Ryan Beard, 2007-08  
Charles Bishop, 1981-83  
Fred Bleil, 1983  
Greg Bormann, 2002-03  
Jim Bridges, 1987  
Darrell Brock, 1980  
David Browning, 1987-88  
Haskel Buff, 1995-97, 2000-06  
Tim Byerly, 2011-12  
David Calloway, 2007-12  
Jerry Campbell, 1995-96  
Ted Carley 1954-61  
Juan Castillo, 1982-85, 90-94  
Matt Clark, 2000  
Barry Copenhaver, 1972-73  
Davis Corley, 1975-76  
John Cosgrove, 1974-77  
Willie Crafts, 1970-73  
Andrew Crawford, 1977-78  
Richard Cundiff, 1985-99  
Pete Cuva, 2007  
Jim Dawson, 1992-94

Nick DeBose, 2007  
John Mark Dixon, 1933  
Ron Gentry, 1971-73  
Leonard Germer, 1964  
David Grace, 2006  
James Graf, 2006  
Gene Greene, 1959-65  
Joe Harms, 1997-99  
George Hauser, 2000-01  
Lee Hayes, 2001-02  
Charles Holden, 1935  
Rayshaun Hollings, 2007  
Ron Hudson, 2004  
Dan Hurley, 1980, 84-86, 89  
Tremaine Jackson, 2006  
Tracy James, 2006  
Cal Jewett, 1929-41  
Tony Johnson, 2003  
Fred Jonas, 1967-76  
Robert Kelly, 1983  
Chris Kincaid, 1989  
Kris Kocurek, 2005  
Neal LaHue, 1985-87, 2002-05  
Jim Lance, 1973-74  
Jack Little, 1955-61  
James Lott, 2001-02

John Mannino, 2008-09  
Jaime Martinez, 2005-12  
Mike Martinez, 2009-10  
Rick Matt, 1990-91  
Dewey Mayhew, 1954  
Doug McCutchen, 1977-79  
Don McDonald, 1967-71, 74  
Richard McCurry, 1982  
Mike Menefee, 1982  
Thleton Morton, 1934  
Rod Mosley, 2011  
Jess Mundy, 1949-51  
Pete Murray, 1966-69, 76-78, 80-84  
Vonn Murray, 1983  
Ben Noonan, 2002-04  
Daniel Oelschlegel, 2010-12  
K.Y. Owens, 1966  
Kevin Palmer, 2004-05  
Nick Paremiski, 2004-05  
Clay Patterson, 2007-12  
Joey Pena, 2006-07  
Maurice Pippkin, 1938-39  
Don Pittman, 1979, 83-99  
Kyle Ppool, 2007-12  
Bill Purser, 1962-63  
Keith Ranspot, 1952-53

Tim Reid, 1977-78  
Dorse Richards, 1937  
Pat Rippee, 2006  
Jay Rose, 2010-11  
Jack Rucker, 1947-49  
Mike Salinas, 2002-04  
John Schroff, 2007-10  
Mike Scott, 1984-86  
Cody Smith, 2010  
Dave Smith, 1955-58  
Mark Smith, 1985-86  
Jordan Stack 2012  
Glenn Starks, 1979, 84  
Bob Stevens, 1950-53  
Steven Thrash, 2012  
Ted Unbehagen, 1965  
Raymond Waddy, 1984  
Gene Walkoviak, 1974-76  
Keith Walters, 1987-89  
Frank Warner, 1931-32  
Marion Waters, 2005  
Jeff Weeks, 2005-06  
W.C. Wilson, 1971  
Bobby Jack Wright, 1979-82  
Robert Young, 1978-81



# Jaime Martinez

## Offensive Line Ninth Season Texas A&M-Kingsville



Former Javelina star lineman Jaime Martinez is entering his ninth season as the offensive line coach and recruiting coordinator. He is the longest tenured member of the coaching staff.

The 2012 line was a solid mix of seniors and juniors. Seniors Chris Hudgins, Lee Mattingly and Patrick Daniel led the line, while juniors Devin Shaw and Tommie Parsons also played major roles.

Martinez was forced to juggle the offensive line in 2011, but he was still able to put a good product on the field. The unit blocked for a 1,000-yard rusher and an offense that averaged over 450 yards per game.

As a recruiting coordinator, Martinez helped bring in the largest class under head coach Bo Atterberry's tenure in February of 2012.

In 2010, Martinez had a trio of seniors, but had to do some mixing and matching positions due to a number of injuries. The line started the season a little slowly, but eventually melded into a strong group. They had a four game stretch where they allowed only one sack. He had two lineman named Second Team LSC South and another earn Honorable Mention honors.

Martinez had a veteran group (two seniors and three juniors) to work with in 2009 and it showed. The unit blocked for a 1,000-yard rusher and 2,500-yard passer for the first time in school history. As a group, the line allowed only 14 sacks despite the team throwing 418 passes. Left guard Markeith Wesley earned Third Team Football Gazette All-America honors and left tackle Jorge Guerra earned Second Team Daktronics Super Region Four honors. Four of the five starters earned all-LSC South honors.

In 2008, Martinez's line showed great improvement. The line provided protection for a school record setting passing offense. The team attempted 430 passes and was sacked just 22 times while averaging 298.7 yards passing per game, 12th best in the nation. Additionally, the line cleared the way for running back Billy Martin to rush for over 150 yards on two occasions. Under Martinez's tutelage, Markeith Wesley earned first team LSC South and second team All-Region honors and Jorge Guerra grabbed honorable mention LSC South honors.

In 2007, Martinez molded a group of young players and newcomers into a cohesive unit.

In 2006 Martinez coached yet another offensive lineman to All-America honors as John Cook earned first team All-America honors from the American Football Coaches Association.

In 2005 two of his linemen earned All-Lone Star Conference honors. James Cardenas was named second team All-LSC, while Van Nelson earned honorable mention honors.

Martinez, a native of nearby Beeville, was a standout lineman for the Javelinas from 1992-95. He was a two-time All-LSC selection. He earned first team All-America honors as a junior and senior. The Javelinas won four conference titles, went 21-0 in LSC play, posted a 39-13 overall record, advanced to the NCAA Division II semifinals three times and advanced to the NCAA championship game once.

Prior to returning to Kingsville he spent five years as the offensive line and special teams coach at Granger High School. He also served as the offensive line coach at Medina Valley High School in Castroville.

He is married to the former Marisa Fancher of Albany, Ore., a former Javelina volleyball player. They have a daughter, Maya and a son, Rylee and reside in Bishop, TX.





# Daniel Oelschlegel

## Running Backs Fourth Season Texas A&M



Daniel Oelschlegel returns for his 4th season with the Javelinas.

Oelschlegel's 2012 season was a very successful one as the running backs position group found the end zone 10 times and accounted for a combined average of 228.2 all purpose yards per game. One of his running backs emerged as an All-LSC performer before going on to sign a contract to play in the CFL. In previous seasons, specifically 2011, Oelschlegel coached one of his running backs – Jonathan Woodson – to an All-American first team and a finalist for the Harlon Hill Trophy.

Oelschlegel is responsible for recruiting Corpus Christi and the surrounding area .He also recruits everything east of San Antonio and Austin, to everything west of Houston throughout the state of Texas.

Prior to joining the Javelina coaching staff in 2010, Oelschlegel was a recruiting assistant at Texas A&M under Dennis Franchione for one year, and Mike Sherman for three years.

Oelschlegel played a major role in helping to recruit many Aggie football players. Some of the notables he helped recruit to Texas A&M were NFL draft picks, Von Miller, Cyrus Gray, Luke Joeckel, Ryan Swope, Christine Michael and Sean Porter. He also helped to recruit current quarterback and Heisman Trophy winner, Johnny Manziel.

Oelschlegel's brother, Sam Oelschlegel, is the defensive backs coach at Bastrop High School where he coached two of his backs in 2012 to Division 1 scholarships, one at Texas Tech, and the other at Texas.

Daniel is native to South Texas where he played under Texas coaching legend, Phil Danaher at Calallen High School in Corpus Christi. Oelschlegel went on to graduate from Texas A&M in 2010 with a University Studies-Business degree. He recently finished his master's degree at Texas A&M-Kingsville in Counseling and Guidance in 2013.

He is married to his wife Alyson who is also from Calallen.



# 2013 Javelina Players



# 2013 JAVELINA NUMERICAL ROSTER

No.	Name	Pos.	Cl.	Ht.	Wt.	Exp.	Hometown (Previous School)
1	Clyde Lee	WR	SR	6-0	182	1L	Missouri City, TX (Boston College)
2	Robert Williams	DE	SR	6-3	263	1L	Dallas, TX (Frank Phillips)
3	T.J. McCullough	DB	JR	6-0	185	1L	Reddick, FL (Ellsworth CC)
4	James Gilbert	DB	SO	6-1	196	1L	Houston, TX (Galena Park HS)
5	Anthony Forker	DB	JR	5-9	176	1L	Houston, TX (Westfield HS)
6	Layton Dworaczyk	WR	JR	5-11	193	2L	Blanco, TX (Blanco HS)
7	Robert Armstrong	WR	SR	6-2	203	3L	Cuero, TX (Cuero HS)
8	Ronnie Ford	DB	SR	6-0	190	1L	Dallas, TX (Trinity Valley CC)
9	Aaron Bueno	QB	SO	6-2	216	SQ	Ben Bolt, TX (Ben Bolt HS)
10	Alex Rios	QB	FR	6-0	171	RS	San Antonio, TX (McCollum HS)
11	Derek Tesch	TE	SR	6-6	238	3L	Blanco, TX (Blanco HS)
13	Angel Millan	P	SR	5-11	220	3L	Edinburg, TX (Economedes HS)
14	Dean Brantley	QB	SR	6-1	198	2L	Missouri City, TX (Elkins HS)
15	Kenneth Pinkard	DB	JR	5-10	185	RS	Dallas, TX (Trinity Valley CC)
17	C.J. Griggs	WR	JR	6-2	196	1L	Cedar Lane, TX (Van Vleck HS)
18	Matt Stoll	K/P	SR	5-11	178	3L	College Station, TX (A&M Consolidated HS)
19	Anthony Washington	WR	JR	5-7	165	2L	Cypress, TX (Cy-Springs HS)
21	Lamont Hills	DB	SO	6-1	165	1L	San Antonio, TX (Stevens HS)
22	Marquise Cardinal, Jr.	RB	SO	5-9	181	1L	Spring, TX (Klein Collins HS)
23	Trevor Pesek	DB	SR	5-10	205	2L	Inez, TX (Blinn College)
24	Ashton Jefferson	RB	SR	6-1	200	TR	Alvin, TX (Texas Southern)
25	Joe Crowe	DB	FR	5-10	163	RS	Houston, TX (Aldine Nimitz HS)
26	Kelechi Amushie	DB	FR	5-10	174	RS	Richmond, TX (Terry HS)
27	Kerry Wheatfall, Jr.	DB	SR	5-10	180	2L	Navasota, TX (Blinn College)
28	Ray Calhoun	DB	FR	5-10	171	RS	El Paso, TX (Grossmont JC)
29	Peyton Tilley	WR	FR	6-2	193	RS	Leander, TX (Leander HS)
30	Daniel Ramirez	DB	FR	6-2	196	RS	Harlingen, TX (Harlingen HS)
31	Shavon Pennie	DB	FR	6-0	165	RS	Bryan, TX (Bryan HS)
33	Quaylon Jones	RB	FR	5-3	174	RS	Universal City, TX (Judson HS)
34	Cornelius Shackelford	RB	SR	5-9	210	1L	Tyler, TX (Lamar Univ.)
36	Rockeem Collins	DB	SR	5-11	188	3L	Gonzales, TX (Gonzales HS)
38	Max Lehnig	K/P	FR	5-11	225	SQ	San Antonio, TX (Judson HS)
41	Mark Savere	DB	JR	6-0	215	2L	San Antonio, TX (Warren HS)
42	Miles Kirksey	LB	SO	6-0	221	1L	Missouri City, TX (Elkins HS)
43	DeVon Rhodes	DE	JR	6-1	198	2L	Langham Creek, TX (Langham Creek HS)
44	Kamen Ruelas	LB	JR	5-11	225	3L	Victoria, TX (St. Joseph HS)
45	Mason Stewart	DE	FR	6-2	210	RS	Houston, TX (Memorial HS)
47	Mike Yarbrough	LB	JR	6-0	206	2L	Rosharon, TX (Manvel HS)
49	Ricky Marshall	DL	SR	6-2	220	2L	Tyler, TX (John Tyler HS)
52	James Lambert	DE	JR	6-2	240	1L	Alvin, TX (Alvin HS)
54	Joshua Vallejo	DT	SO	6-0	280	SQ	Brownsville, TX (Porter HS)
55	Chivas Belton	DE	JR	5-9	238	1L	Houston, TX (Emporia State)
60	Gabriel Abiro	OL-DS	SO	6-1	308	SQ	McAllen, TX (Rowe HS)
61	Christian Guajardo	OL	FR	6-1	280	RS	Hidalgo, TX (Valley View HS)
63	Michael O'Neal	OL	FR	6-3	280	RS	Cibolo, TX (Steele HS)
64	Bo Villarreal	OL	FR	6-5	258	RS	San Antonio, TX (McCollum HS)
65	Cade Shaw	OL	SO	6-4	290	SQ	Corpus Christi, TX (Calallen HS)
68	Ollie Brady	OL	SO	6-1	308	1L	Missouri City, TX (Elkins HS)
69	Tommy Parsons	OL	JR	6-6	303	1L	Canyon Lake, TX (LSU)
72	Devin Shaw	OL	SR	6-4	318	3L	Katy, TX (Seven Lakes HS)
74	Christian Garcia	OL	SO	6-5	320	1L	Eagle Pass, TX (Eagle Pass HS)
78	Tiance Gardner	OL	SO	6-2	291	1L	Angleton, TX (Angleton HS)
79	Aundra Long	OL	FR	6-2	269	RS	Huntsville, TX (Huntsville HS)
80	Patrick LaFleur	WR	JR	5-8	174	2L	Cypress, TX (Cypress Woods HS)
81	Jake Willingham	TE	SR	6-1	203	3L	Van Alstyne, TX (Van Alstyne HS)
82	Fletcher Robinson	WR	JR	5-9	158	2L	Edna, TX (Edna HS)
83	Leo Gonzalez	TE	SO	6-3	220	SQ	Harlingen, TX (Harlingen HS)
84	Alex Harper	DS	JR	6-0	195	1L	Houston, TX (Nimitz HS)
85	Galyn Griffin	DE	FR	6-2	193	RS	Granite Shoals, TX (Marble Falls HS)
86	Chandler Hill	TE	SR	6-1	216	RS	Spring Branch, TX (Smithson Valley HS)
87	Shane Prater	WR	SR	5-11	175	RS	Omaha, NE (Iowa Western CC)
88	Andrew Shows	TE	SO	6-3	211	SQ	Corpus Christi, TX (Calallen HS)
90	Ifey Ibik	DT	FR	6-2	290	RS	Sugar Land, TX (Travis HS)
92	Henry Greathouse	DL	JR	6-1	231	1L	Blanco, TX (Blanco HS)
94	Victor Castro	DE	JR	6-2	280	SQ	San Antonio, TX (Earl Warren HS)
99	Zane Brown	DT	SR	6-0	296	1L	Houston, TX (Harding Univ.)

# ALPHABETICAL ROSTER

No.	Name	Pos.
60	Gabriel Abiro	OL
	Darrow Adams	QB
26	Kelechi Amushie	DB
	Kevin Armstead	WR
7	Robert Armstrong	WR
	Frank Barnes	RB
	Caleb Bedford	QB
55	Chivas Belton	DE
	Alex Bennett	WR
68	Ollie Brady	OL
14	Dean Brantley	QB
	William Bricker	OL
99	Zane Brown	DT
16	Aaron Bueno	QB
	Larry Bush	LB
28	Ray Calhoun	DB
22	Marquise Cardinal, Jr.	RB
94	Victor Castro	DE
36	Rockeem Collins	DB
25	Joe Crowe	DB
	Jordan Darr	DL
	Jakorey Davis	DB
	Alex Dean	WR
	Andrew Dilworth	WR
	Colin Dusek	OL
6	Layton Dworaczyk	WR
	Jamal Foote	DL
8	Ronnie Ford	DB
5	Anthony Forker	DB
	Patrick Fowler	DS
74	Christian Garcia	OL
	Dillon Garcia	OL
78	Tiance Gardner	OL
4	James Gilbert	DB
83	Leo Gonzalez	TE
	Nestor Gonzalez	LB
92	Henry Greathouse	DL
85	Galyn Griffin	DE
17	C.J. Griggs	WR
61	Christian Guajardo	OL
	Hudson Haas	OL
84	Alex Harper	DS
	Caleb Harvey	DL
	Christian Hicks	WR
86	Chandler Hill	TE
21	Lamont Hills	DB
	Ario Holmen	LB
	John Houston III	QB
90	Ifey Ibik	DT
24	Ashton Jefferson	RB
	Brandon Jones	DL
33	Quaylon Jones	RB
42	Miles Kirksey	LB
	Alex Kuyinu	DT
80	Patrick LaFleur	WR

# ALPHABETICAL ROSTER

52	James Lambert.....	DE
1	Clyde Lee.....	WR
38	Max Lehnig.....	K/P
79	Aundra Long.....	OL
	Levi Mair.....	DL
49	Ricky Marshall.....	DL
	Deon Martin.....	TE
3	T.J. McCullough.....	DB
13	Angel Millan.....	P
	Tre Oliver.....	DB
63	Michael O'Neal.....	OL
69	Tommy Parsons.....	OL
31	Shavon Pennie.....	DB
23	Trevor Pesek.....	DB
15	Kenneth Pinkard.....	DB
	Greg Pitre.....	WR
	Jamal Pradia.....	DB
87	Shane Prater.....	WR
30	Daniel Ramirez.....	DB
43	DeVon Rhodes.....	DE
10	Alex Rios.....	QB
82	Fletcher Robinson.....	WR
	Ralph Rubalcaba.....	OL
44	Kamen Ruelas.....	LB
	Stuart Sanchez.....	OL
41	Mark Savere.....	DB
34	Cornelius Shackelford.....	RB
	Daniel Shaheen.....	LB
65	Cade Shaw.....	OL
72	Devin Shaw.....	OL
	Derek Shedd.....	WR
	Cameron Shepherd.....	WR
	Jonathan Shyngle.....	WR
88	Andrew Shows.....	OL
	Chris Simms.....	RB
	DeMarcus Spurlock.....	LB
45	Mason Stewart.....	DE
18	Matt Stoll.....	K/P
	Sebastian Taylor.....	QB
11	Derek Tesch.....	TE
29	Peyton Tilley.....	WR
54	Joshua Vallejo.....	DT
64	Bo Villarreal.....	OL
	Jake Wallace.....	OL
	Logan Warlick.....	LB
19	Anthony Washington.....	WR
	Jason Washington.....	WR
27	Kerry Wheatfall, Jr.....	DB
2	Robert Williams.....	DE
81	Jake Willingham.....	TE
	Jordan Woodward.....	OL
47	Mike Yarbrough.....	LB
	Jaylon Zallicoffer.....	WR

# 2013 JAVELINA NUMERICAL ROSTER

No.	Name	Pos.	Cl.	Ht.	Wt.	Exp.	Hometown (Previous School)
n/a	Darrow Adams	QB	FR	6-2	210	Fr.-HS	Houston, TX (Galena HS)
n/a	Kevin Armstead	WR	FR	6-1	200	Fr.-RS	Los Angeles, CA (Birmingham HS)
n/a	Frank Barnes	RB	FR	5-6	150	Fr.-HS	Live Oak, TX (Roosevelt HS)
n/a	Caleb Bedford	QB	FR	6-3	216	Fr.-HS	Houston, TX (Alief Elsik HS)
n/a	Alex Bennett	WR	SO	5-9	152	So.-SQ	Houston, TX (Westbury HS)
n/a	William Bricker	OL	FR	6-5	350	Fr.-HS	Lexington, CA (Giddings HS)
n/a	Larry Bush	LB	FR	6-1	215	Fr.-HS	Humble, TX (Nimitz HS)
n/a	Adonis Cruz	OL	FR	6-2	285	Fr.-HS	McAllen, TX (Nikki Rowe HS)
n/a	Jordan Darr	DL	FR	6-0	215	Fr.-HS	Lissie, TX (East Bernard HS)
n/a	Jakorey Davis	DB	FR	6-0	180	Fr.-HS	San Antonio, TX (Roosevelt HS)
n/a	Alex Dean	WR	SO	5-11	190	So.-SQ	Pflugerville, TX (Pflugerville HS)
n/a	Anthony Delarosa	OL	FR	6-3	300	Fr.-HS	Houston, TX (Furr HS)
n/a	Andrew Dilworth	WR	FR	6-2	175	Fr.-HS	Corpus Christi, TX (Flour Bluff HS)
n/a	Colin Dusek	OL	FR	6-4	245	Fr.-HS	East Bernard, TX (East Bernard HS)
n/a	Jamal Foote	DL	FR	6-0	225	Fr.-HS	Richmond, TX (Lamar Consolidated HS)
n/a	Dillon Garcia	OL	FR	6-7	285	Fr.-HS	Alice, TX (Orange Grove HS)
n/a	Nestor Gonzalez	LB	FR	6-1	240	Fr.-HS	Houston, TX (Milby HS)
n/a	Hudson Haas	OL	FR	6-5	320	Fr.-HS	Cuero, TX (Cuero HS)
n/a	Jeffrey Harrison	WR	FR	6-0	174	Fr.-RS	Yoakum, TX (Yoakum HS)
n/a	Caleb Harvey	DL	FR	6-2	280	Fr.-HS	Cuero, TX (Cuero HS)
n/a	Christian Hicks	WR	FR	5-9	165	Fr.-HS	Dallas, TX (Wilmer-Hutchins HS)
n/a	Ario Holmen	LB	FR	5-10	200	Fr.-HS	Galveston, TX (Ball HS)
n/a	John Houston III	QB	FR	6-2	210	Fr.-HS	Kingsville, TX (Kingsville HS)
n/a	Brandon Jones	DL	FR	6-2	250	Fr.-HS	Houston, TX (Nimitz HS)
n/a	Alex Kuyinu	DT	FR	5-11	247	Fr.-RS	Missouri City, TX (Dulles HS)
n/a	Levi Mair	DL	FR	6-1	230	Fr.-HS	Lockhart, Texas (Lockhart HS)
n/a	Deon Martin	TE	FR	6-3	202	Fr.-HS	Bay City, Mich. (Central HS)
n/a	Tre Oliver	DB	FR	5-10	180	Fr.-RS	Pearland, Texas (Pearland HS)
n/a	Greg Pitre	WR	FR	5-7	172	Fr.-RS	Hutto, Texas (Hutto HS)
n/a	Jamal Pradia	WR	FR	6-3	180	Fr.-HS	Corpus Christi, TX (Flour Bluff HS)
n/a	Ralph Rubalcaba	OL	FR	6-2	277	Fr.-HS	Raymondville, TX (Raymondville HS)
n/a	Stuart Sanchez	OL	FR	6-4	315	Fr.-HS	Corpus Christi, TX (Carroll HS)
n/a	Daniel Shaheen	LB	FR	5-10	225	Fr.-HS	Corpus Christi, TX (Carroll HS)
n/a	Derek Shedd	WR	FR	5-11	160	Fr.-HS	Sinton, TX (Sinton HS)
n/a	Cameron Shepherd	WR	FR	6-0	180	Fr.-HS	Houston, TX (Westlake HS)
n/a	Jonathan Shyngle	WR	FR	6-3	184	Fr.-HS	Sugar Land, TX (Kempner HS)
n/a	Chris Simms	RB	FR	6-2	200	Fr.-HS	Waco, TX (Waco HS)
n/a	DeMarcus Spurlock	LB	FR	5-9	237	Fr.-HS	Houston, TX (North Forest HS)
n/a	Sebastian Taylor	QB	FR	6-0	172	Fr.-HS	Irving, TX (MacArthur HS)
n/a	Jake Wallace	OL	FR	6-3	225	Fr.-HS	Victoria, TX (Victoria West HS)
n/a	Logan Warlick	LB	FR	5-9	207	Fr.-HS	Groves, TX (Port Neches-Groves HS)
n/a	Jason Washington	WR	FR	5-8	160	Fr.-HS	Lexington, TX (Lexington HS)
n/a	Jordan Woodward	OL	FR	6-2	250	Fr.-HS	Cypress, TX (Cypress Wood HS)

# 2013 JAVELINA TWO-DEEP ROSTER

## **Javelina Offense - Two Deep**

### **Left Tackle**

- 69 Tommy Parsons, 6-6, 303, Jr., 1L, Canyon Lake
- 64 Bo Villareal, 6-5, 258, Fr., RS, San Antonio

### **Left Guard**

- 68 Ollie Brady, 6-1, 308, So., 1L, Missouri City
- 61 Christian Guajardo, 6-1, 280, Fr., RS, Hidalgo

### **Center**

- 74 Christian Garcia, 6-5, 320, So., 1L, Eagle Pass
- 63 Michael O'Neal, 6-3, 280, Fr., RS, Cibolo

### **Strong Guard**

- 72 Devin Shaw, 6-4, 318, Sr., 3L, Katy
- 60 Gabriel Abiro, 6-1, 308, So., 1L, McAllen

### **Strong Tackle**

- 78 Tiance Gardner, 6-2, 291, So., 1L, Angleton
- 79 Aundra Long, 6-4, 260, Fr., RS, Huntsville

### **Tight End**

- 11 Derek Tesch, 6-6, 238, Sr., 3L, Blanco
- 88 Andrew Shows, 6-3, 211 So., SQ, Corpus Christi

### **H-Wide Receiver**

- 7 Robert Armstrong, 6-2, 203, Sr., 3L, Cuero
- Gregory Pitre, 5-7, 172, Fr., RS, Hutto

### **Running Back**

- 33 Quaylon Jones, 5-3, 174, Fr., RS, Tyler
- 22 Marquise Cardinal, 5-9, 181, So., 1L, Spring

### **Quarterback**

- 14 Dean Brantley, 6-1, 198, Sr., 3L Missouri City
- 10 Alex Rios, 6-0, 170, Fr., RS, San Antonio

### **Y-Wide Receiver**

- 6 Layton Dworaczyk, 5-11, 193, Jr., 2L, Blanco
- 82 Fletcher Robinson, 5-9, 158, Jr., RS, Edna

### **Z-Wide Receiver**

- 80 Patrick LaFleur, 5-8, 174, Jr., 2L, Cypress
- 87 Shane Prater, 6-0, 180, Sr., 1L, Omaha, NE

### **X-Wide Receiver**

- 1 Clyde Lee, 6-0, 182, Sr., 1L, Missouri City
- 17 C.J. Griggs, 6-2, 196, Jr. 1L, Cedar Lake

### **Place Kicker**

- 18 Matt Stoll, 5-11, 178, Sr., 3L, College Station
- 38 Max Lehnig, 5-11, 225, Fr., HS, San Antonio

### **Punter**

- 13 Angel Millan, 5-11, 220, Sr., 3L, Edinburg
- 18 Matt Stoll, 5-11, 178, Sr., 3L, College Station

### **Deep Snapper**

- 11 Derek Tesch, 6-6, 238, Sr., 3L, Blanco
- 84 Alex Harper, 6-0, 195, Jr., 2L, Houston

## **Javelina Defense - Two Deep**

### **Defensive End**

- 49 Ricky Marshall, 6-2, 220, Sr., 2L, Tyler
- 92 Henry Greathouse, 6-1, 231, So., 1L, Blanco

### **Defensive Tackle**

- 99 Zane Brown, 6-0, 296, Sr., 2L, Houston
- 94 Vic Castro, 6-2, 280, Jr., SQ, San Antonio

### **Nose Tackle**

- 90 Ifey Ibik, 6-2, 290, Fr., RS, Sugar Land
- 54 Joshua Vallejo, 6-0, 280, So., 1L, Brownsville

### **Defensive End**

- 2 Robert Williams, 6-3, 263, Sr., 1L, Dallas
- 43 DeVon Rhodes, 6-1, 198, Jr., 2L, Langham Creek

### **Linebacker**

- 41 Mark Savere, 6-0, 215, Jr., 2L, San Antonio
- 44 Kamen Ruelas, 5-11, 225, Jr., 2L, Victoria

### **Mike Backer**

- 45 Mason Stewart, 6-2, 210, Fr., RS, Houston
- 47 Mike Yarbrough, 6-1, 215, So., 1L, Rosharon

### **Rover**

- 23 Trevor Pesek, 5-10, 205, Sr., 2L, Inez
- 25 Joe Crowe, 5-10, 163, Fr., RS, Houston

### **Left Corner**

- 3 T.J. McCullough, 6-0, 185, Jr., 1L, Reddick, FL
- 31 Shavon Pennie, 6-0, 165, Fr., RS, Bryan

### **Strong Safety**

- 5 Anthony Forker, 5-9, 176, Jr., 1L, Houston
- 36 Rockeem Collins, 5-11, 188, Sr., 3L, Gonzales

### **Free Safety**

- 15 Kenneth Pinkard, 5-10, 185, Jr., RS, Houston
- 4 James Gilbert, 6-1, 196, So., 1L, Houston

### **Right Corner**

- 26 Kelechi Amushie, 5-10, 174, Fr., RS, Richmond
- 8 Ronnie Ford, 6-0, 190, Sr., 1L, Dallas

### **Holder**

- 9 Aaron Bueno, 6-2, 216, So., Sq, Ben Bolt
- 13 Angel Millan, 5-11, 220, Sr., 3L, Edinburg

### **Kick Returns**

- 19 Anthony Washington, 5-7, 165, Sr., 2L, Cypress
- 33 Quaylon Jones, 5-3, 174, Fr., RS, Tyler
- 87 Shane Prater, 6-0, 180, Sr., 1L, Omaha, NE

### **Punt Returns**

- 19 Anthony Washington, 5-7, 165, Sr., 2L, Cypress
- 33 Quaylon Jones, 5-3, 174, Fr., RS, Tyler
- 87 Shane Prater, 6-0, 180, Sr., 1L, Omaha, NE



# Robert Armstrong

**Wide Receiver**

**Senior • 3L • 6-2 • 203**

**Cuero, TX • Cuero HS**



Beginning his final season with the Javelinas, Armstrong is in the process of rewriting the receiving portion of the record book. He enters the season in the top ten of nearly every career mark. Through three seasons, Armstrong, who has six, 100-yard receiving games, is sixth in receiving yards with 2,065 and is fourth with 163 career receptions. Most impressively, Armstrong is third in all-time touchdown receptions with 25 and is five behind Glenn Starks and Dwight Harrison at 30. He trails only Jareko Taylor in receptions per game with just under five a game with 4.94 catches. Taylor averaged six catches. **2012:** Armstrong had a sensational junior season earning Lone Star Conference Co-Receiver of the Year and first-team All-LSC honors. He set a single-season mark for receptions with 67 surpassing Taylor's record of 66 set in 2008. Armstrong, who hauled in 11 TD passes, added 849 receiving yards which is the eighth highest in a campaign. The junior finished his third year with a flourish. He had 30 catches in the final five games with seven touchdowns. Armstrong had three 100-plus yards in each of the final games with five scores. He caught four passes for 137 yards against Valdosta State with two scores and a season-long catch of 94 yards. He followed that up against Eastern New Mexico with six catches for 144 yards and three TDs, and concluded the year with 10 receptions for 109 yards versus Emporia State. **2011:** Armstrong was named LSC First Team at wide receiver. He started the first nine games of the year, but was injured on the first drive at Angelo State and missed the rest of the year.



He was named the LSC Offensive Player of the Week after scoring a pair of touchdowns at Central Washington in the first week of the season. He had a receiving touchdown in each of the first six games of the year and finished with 51 catches for 626 yards and 10 TDs. He had five catches for 103 yards and two scores in a win over Minot State. He caught seven passes for 98 yards and two TDs against West Texas at Cowboys Stadium. He had a career-high 10 catches for 175 yards in a win over A&M-Commerce. He finished fourth in the LSC in receptions per game and sixth receiving yards per game. **2010:** Armstrong earned LSC South Honorable Mention honors as a redshirt freshman. He scored his first career touchdown on a 7-yard reverse against Commerce and had two scores in the game. He had at least one catch in every game, including a season-high seven receptions and one TD against Northwest Missouri State in the playoffs. He scored twice against #7 West Texas A&M on catches of 25 and 27 yards. He had a game-winning 62-yard reception at Angelo State with 1:44 left. He finished the game with 100 yards receiving. He led the team with six TD receptions on the year. **2009:** Armstrong redshirted his first year. **High School:** Armstrong played both wide receiver and corner back for the Gobblers. He earned 3A all-state honors at both positions while also earning First Team all-district, all-area and all-region honors. He made 63 catches for 1,128 yards and 15 touchdowns as a senior. As a junior, he made 54 catches for 1,017 yards and 13 touchdowns. He is on the all-time career receptions and receiving yards lists in Texas. He led Cuero to back-to-back state semi-final appearances. He was an academic all-district selection. He earned third team all-state honors in basketball and was the Offensive MVP of the District. He played in the Texas Roundup All-Star as a senior. In track, he was a member of two Texas 3A state championship teams. He had personal bests of 6-8 in the high jump and 23-2 in the long jump. He was also a member of the 4x100, 4x200 and 4x400-meter relay teams. Personal: Armstrong is the son of Deborah Armstrong and is studying sociology with a minor in criminology.

ROBERT ARMSTRONG'S 2010 GAME-BY-GAME STATS									
Date	Opponent	--RUSHING--				--RECEIVING--			
		No.	Yds	TD	Lg	No.	Yds	TD	Lg
Sep 01	CENTRAL WASHINGTON	0	0	0	0	2	8	1	6
Sep 08	at Abilene Christian	0	0	0	0	10	94	1	22
Sep 15	vs West Texas A&M	0	0	0	0	5	31	0	10
Sep 22	MIDWESTERN STATE	0	0	0	0	8	55	1	15
Sep 29	at A&M-Commerce	2	4	0	8	4	65	1	29
Oct 06	NORTH ALABAMA	0	0	0	0	7	68	0	15
Oct 13	INCARNATE WORD	0	0	0	0	1	4	0	4
Oct 20	at Tarleton	0	0	0	0	6	65	1	26
Oct 27	ANGELO STATE	0	0	0	0	4	69	1	35
Nov 01	at Valdosta State	0	0	0	0	4	137	2	94
Nov 10	EASTERN NEW MEXICO	0	0	0	0	6	144	3	80
Nov 25	vs Emporia State	0	0	0	0	10	109	0	23
	<b>Totals</b>	<b>2</b>	<b>4</b>	<b>0</b>	<b>8</b>	<b>67</b>	<b>849</b>	<b>11</b>	<b>94</b>

ROBERT ARMSTRONG'S CAREER RECEIVING STATS								
	G	Rec	Yds	TD	Lg	Rec/G	Avg/C	Avg/G
2010	12	45	590	6	62	3.8	13.1	49.2
2011	9	51	626	8	69	5.7	12.3	69.6
2012	12	67	849	11	94	5.6	12.7	70.8
<b>TOTAL</b>	<b>33</b>	<b>163</b>	<b>2065</b>	<b>25</b>	<b>94</b>	<b>4.9</b>	<b>12.7</b>	<b>62.6</b>

ROBERT ARMSTRONG'S CAREER RUSHING STATS							
RUSHING	G	Att	Yds	TD	Lg	Avg/C	Avg/G
2010	12	1	7	1	7	7.0	0.6
2011	9	10	35	2	6	3.5	3.9
2012	12	2	4	0	8	2.0	0.3
<b>TOTAL</b>	<b>33</b>	<b>13</b>	<b>46</b>	<b>3</b>	<b>8</b>	<b>3.5</b>	<b>1.4</b>

ROBERT ARMSTRONG'S SCORING								
	G	TD	Rush	Pass	Ret	2PT	Tot	Avg/G
2010	12	7	1	6	0	0	42	3.5
2011	9	10	2	8	0	0	60	6.7
2012	12	11	0	11	0	0	66	5.5
<b>TOTAL</b>	<b>33</b>	<b>28</b>	<b>3</b>	<b>25</b>	<b>0</b>	<b>0</b>	<b>168</b>	<b>5.1</b>

ROBERT ARMSTRONG'S 2011 GAME-BY-GAME STATS									
Date	Opponent	--RUSHING--				--RECEIVING--			
		No.	Yds	TD	Lg	No.	Yds	TD	Lg
Sep 2	at Central Washington	3	16	1	6	3	25	1	15
Sep 10	MINOT STATE	2	2	0	2	5	103	2	42
Sep 17	vs West Texas A&M	1	0	0	0	7	98	2	31
Sep 24	at Midwestern State	0	0	0	0	7	47	1	16
Oct 1	A&M-COMMERCE	1	6	0	6	10	175	1	69
Oct 8	LINDENWOOD	1	6	0	6	8	82	1	20
Oct 15	at Incarnate Word	0	0	0	0	4	58	0	22
Oct 22	TARLETON	2	5	1	4	6	23	0	10
Oct 29	at Angelo State	0	0	0	0	1	15	0	15
	<b>Totals</b>	<b>10</b>	<b>35</b>	<b>2</b>	<b>6</b>	<b>51</b>	<b>626</b>	<b>8</b>	<b>69</b>

ROBERT ARMSTRONG'S 2010 GAME-BY-GAME STATS									
Date	Opponent	--RUSHING--				--RECEIVING--			
		No.	Yds	TD	Lg	No.	Yds	TD	Lg
Sep 2	at NW Missouri State	0	0	0	0	3	23	0	13
Sep 11	at East Central	0	0	0	0	4	85	0	36
Sep 18	A&M-COMMERCE	1	7	1	7	2	29	1	24
Sep 25	at Incarnate Word	0	0	0	0	5	28	0	9
Oct 2	ABILENE CHRISTIAN	0	0	0	0	3	26	0	13
Oct 9	at Angelo State	0	0	0	0	4	100	1	62
Oct 16	WEST TEXAS A&M	0	0	0	0	6	95	2	29
Oct 23	at Tarleton	0	0	0	0	1	33	0	33
Oct 30	at Southwestern Okla.	0	0	0	0	3	25	0	18
Nov 6	MIDWESTERN STATE	0	0	0	0	5	36	0	11
Nov 13	SOUTHEASTERN OKLA.	0	0	0	0	2	45	1	25
Nov 27	NW MISSOURI STATE	0	0	0	0	7	65	1	17
	<b>Totals</b>	<b>1</b>	<b>7</b>	<b>1</b>	<b>7</b>	<b>45</b>	<b>590</b>	<b>6</b>	<b>62</b>





# Zane Brown

**Defensive Tackle**

**Senior • 2L • 6-0 • 296**

**Houston, TX • Harding Univ.**



**2012:** Brown is a tremendous leader for the Javelina football team. He was a standout on and off the field for Kingsville. Brown earned Capital One Academic All-America First-Team honors for his work in the classroom. On the field, he was selected to the All-LSC second team. A starter in all 12 contests this season, Brown finished the year with 41 tackles. He led the Javelinas with four sacks, which was 14th in the LSC. He had a combined 5.5 tackles for a loss. Brown had eight tackles in the game at Midwestern State. A week later he had a pair of sacks in Kingsville's game at Commerce. **2011:** Brown started all 11 games at defensive tackle. He had six tackles, two quarterback hurries and a half tackle for loss in a win over Minot State. He had four solo stops at Incarnate Word. He made a season-high seven tackles in the OT loss at Angelo State. **2010:** Brown redshirted his first year at Kingsville. **Previous:** Brown played one year at Harding. **High School:** Brown earned First Team All-District and First Team Fort Bend Herald All-Area honors. He played in the Space City Classic All-Star Game and the Bayou Bowl All-Star Game. He had 60 tackles, including 22 tackles for loss and nine sacks as a senior. He was a member of the AB Honor Roll and was an AP student. **Personal:** Brown is the son of Felton and Amy Brown and is studying kinesiology and exercise science.

ZANE BROWN'S 2012 GAME-BY-GAME STATS						
Date	Opponent	TACKLES			SACKS	
		Solo	Ast	Total	TFL-Yds	No-Yds
Sep 1	CENTRAL WASHINGTON	2	0	2	1.0-11	1.0-11
Sep 8	at Abilene Christian	0	3	3	0.5-2	0.5-2
Sep 15	vs West Texas A&M	0	2	2	0.0-0	0.0-0
Sep 22	MIDWESTERN STATE	1	7	8	0.0-0	0.0-0
Sep 29	at A&M-Commerce	3	2	5	2.0-13	2.0-13
Oct 6	NORTH ALABAMA	1	3	4	0.0-0	0.0-0
Oct 13	INCARNATE WORD	0	1	1	0.0-0	0.0-0
Oct 20	at Tarleton	2	1	3	0.0-0	0.0-0
Oct 27	ANGELO STATE	0	2	2	0.0-0	0.0-0
Nov 01	at Valdosta State	4	1	5	0.0-0	0.0-0
Nov 10	EASTERN NEW MEXICO	1	4	5	2.0-5	0.5-2
Nov 25	vs Emporia State	1	0	1	0.0-0	0.0-0
Totals		15	26	41	5.5-31	4.0-28

ZANE BROWN'S 2011 GAME-BY-GAME STATS						
Date	Opponent	TACKLES			SACKS	
		Solo	Ast	Total	TFL-Yds	No-Yds
Sep 02	at Central Washington	0	2	2	0.5-3	0.5-3
Sep 10	MINOT STATE	2	4	6	0.5-1	0.0-0
Sep 17	vs West Texas A&M	0	0	0	0.0-0	0.0-0
Sep 24	at Midwestern State	0	2	2	0.0-0	0.0-0
Oct 01	A&M-COMMERCE	0	2	2	0.5-1	0.0-0
Oct 08	LINDENWOOD	0	1	1	0.0-0	0.0-0
Oct 15	at Incarnate Word	4	0	4	0.0-0	0.0-0
Oct 22	TARLETON	0	0	0	0.0-0	0.0-0
Oct 29	at Angelo State	2	5	7	0.0-0	0.0-0
Nov 05	ABILENE CHRISTIAN	1	2	3	0.0-0	0.0-0
Nov 12	at Eastern New Mexico	0	1	1	0.0-0	0.0-0
Totals		9	19	28	1.5-5	0.5-3

BROWN CAREER STATS										
TACKLES	G	UA	A	Tot	TFL	Yds	PD	FF	FR	BLKD
2011	11	9	19	28	1.5	5	3	0	0	0
2012	12	15	26	41	5.5	31	0	0	0	0
<b>TOTAL</b>	<b>23</b>	<b>24</b>	<b>45</b>	<b>69</b>	<b>7.0</b>	<b>36</b>	<b>3</b>	<b>0</b>	<b>0</b>	<b>0</b>

SACKS	G	UA	A	Total	Yds
2011	11	0	1	0.5	3
2012	12	3	2	4.0	28
<b>TOTAL</b>	<b>23</b>	<b>3</b>	<b>3</b>	<b>4.5</b>	<b>31</b>



# Devin Shaw

**Offensive Line**

**Senior • 3L • 6-4 • 318**

**Katy, TX • Seven Lakes HS**



**2012:** Shaw started all 12 games at offensive guard helping protect senior quarterbacks Nate Poppell and Bryan Ehrlich, who combined to post one of the top passing totals in school history. He will be entering his fourth season with the Javelinas as a regular in the offensive trenches. **2011:** Shaw became a regular starter at right guard for the Javelinas. He helped block for All-American running back Jonathan Woodson and was part of a protection unit that allowed both Sherman Batiste and Robert Armstrong to earn first team all-conference honors at wide receiver. **2010:** Shaw was a valuable reserve on the offensive line, but still saw action in five games. He earned valuable experience in his first year traveling with the team. **2009:** Shaw redshirted his first year at Texas A&M-Kingsville.

SHAW CAREER STATS										
TACKLES	G	UA	A	Tot	TFL	Yds	PD	FF	FR	BLKD
2010	5	0	0	0	0.0	0	0	0	0	0
2011	11	1	0	1	0.0	0	0	0	0	0
2012	12	0	0	0	0.0	0	0	0	0	0
<b>TOTAL</b>	<b>28</b>	<b>1</b>	<b>0</b>	<b>1</b>	<b>0.0</b>	<b>0</b>	<b>0</b>	<b>0</b>	<b>0</b>	<b>0</b>

**High School:** Shaw prepped at Seven Lakes High School was listed among the Greater Houston Top 250 prospects list at #98, the Texas 5A Players to Watch and Dave Campbell's Texas Football as a top prospect. He is also a second degree black belt in Taekwondo. **Personal:** Shaw is the son of Elvis and Maria Shaw and is studying management.





# Derek Tesch

**Tight End/Deep Snapper**  
**Senior • 3L • 6-6 • 238**  
**Blanco, TX • Blanco HS**



**2012:** Tesch — a team captain — played in all 12 games a season ago for the Javelinas starting several games at tight end. He finished the season with a pair of receptions for 10 yards. On special teams, the Javelina deep snapper had a pair of tackles and a fumble recovery. He is one of the top deep snappers in the nation earning honorable mention All-LSC. **2011:** Tesch was named Lone Star Conference First Team as a deep snapper and Honorable Mention as a tight end. He had two catches and at least 30 yards receiving in three games. He scored his first career touchdown at Midwestern State and finished the game with 36 yards receiving. He finished the year with nine catches for 128 yards. **2010:** Tesch earned LSC South Second Team honors as a deep snapper. He played in all 12 games of the season and had three catches for 20 yards. He was used more as a blocking tight end and was invaluable as a long snapper. **2009:** Tesch red-shirted his first year at A&M-Kingsville. **High School:** During his senior year, Tesch was the District 27-2A MVP and earned Honorable Mention All-State honors. He threw for over 1,600 yards with 27 touchdowns and no interceptions. As a junior, he was an all-district tight end and defensive back. He made 176 tackles with six interceptions over his final two seasons. In his three seasons at BHS, he led the team to a 35-5 record. He led the team to a Bi-District championship in 2006, an Area championship in 2007 and a state semifinal appearance in 2008. He earned Academic All-State honors and the United States Army Reserve National Scholar-Athlete Award. **Personal:** Tesch is the son of Bill and Cheryl Tesch and is studying kinesiology.



TESCH CAREER STATS								
RECEIVING	G	Rec	Yds	TD	Lg	Rec/G	Avg/C	Avg/G
2010	12	3	20	0	11	0.2	6.7	1.7
2011	11	9	128	1	31	0.8	14.2	11.6
2012	12	2	10	0	6	0.2	5.0	0.8
<b>TOTAL</b>	<b>35</b>	<b>14</b>	<b>158</b>	<b>1</b>	<b>31</b>	<b>0.4</b>	<b>11.3</b>	<b>4.5</b>

TACKLES	G	UA	A	Tot	TFL	Yds	PD	FF	FR	BLKD
2010	12	1	1	2	0.0	0	0	0	0	0
2011	11	1	0	1	0.0	0	0	0	1	0
2012	12	2	0	2	0.0	0	0	0	1	0
<b>TOTAL</b>	<b>35</b>	<b>4</b>	<b>1</b>	<b>5</b>	<b>0.0</b>	<b>0</b>	<b>0</b>	<b>0</b>	<b>2</b>	<b>0</b>



# Gabriel Abiro

## 60

**Offensive Line • Freshman**  
**RS • 6-1 • 308**  
**McAllen, TX • Rowe HS**

**2012:** Abiro redshirted for TAMUK. **High School:** Abiro was an all-state 5A player at Rowe High School and earned all-district honors many times. **Personal:** Abiro is the son of Emmanuel and Bekie Abiro. He is studying kinesiology with a minor in exercise science.



# Dean Brantley

## 14

**Quarterback • Senior**  
**1VL • 6-1 • 198**  
**Missouri City, TX • Elkins HS**

**2012:** Brantley served as the team's third-string quarterback this past season. He appeared in three games with two carries and no passing attempts. The senior enters the fall a top the depth chart at quarterback and is the only QB with game experience with the Javelinas. **2011:** Brantley was on the team, but did not appear on the field during the year. He had a strong performance in the Javelina Spring Game throwing for 148 yards and two touchdowns in a half. **2010:** Brantley appeared in four games. He carried the ball twice for seven yards at Southwestern Oklahoma, but did not throw a pass on the year. **2009:** Brantley redshirted his first year at Texas A&M-Kingsville. **High School:** Brantley went 127-for-184 passing for 2,072 yards and 19 touchdowns as a senior for Elkins. He set a school record for most touchdown passes in a season (19) and in a game (4). He was named District 23-5A First Team quarterback as a senior. He was an honor roll student and was an excellent high hurdle sprinter in track. **Personal:** Brantley is the son of Dennis and Carmen Brantley and is studying kinesiology. His father ran track at Southern Methodist University.

BRANTLEY CAREER STATS							
RUSHING	G	Att	Yds	TD	Lg	Avg/C	Avg/G
2010	4	2	7	0	4	3.5	1.8
2012	3	2	3	0	2	1.5	1.0
<b>TOTAL</b>	<b>7</b>	<b>4</b>	<b>10</b>	<b>0</b>	<b>4</b>	<b>2.5</b>	<b>1.4</b>



# Kelechi Amushie

## 26

**Defensive Back • Freshman**  
**RS • 5-10 • 174**  
**Richmond, TX • Terry HS**

**2012:** Amushie redshirted for the Javelinas. **High School:** He earned Second Team Class 4A Academic All-State and Second Team District 23-4A honors as a senior. He was a member of the National Honor Society. **Personal:** Amushie is the son of Lawrence and Blessing Amushie and studying biomedical sciences (pre-med).



# Chiva Belton

## 55

**Defensive End • Junior**  
**1L • 5-9 • 238**  
**Houston, TX • Emporia State**

**2012:** Belton appeared in one game assisting on a tackle in the season opener against Central Washington. **2011:** Belton redshirted his first year at Texas A&M-Kingsville. **Previous:** Belton spent a year at Emporia State and Texas Southern. He played three games at Texas Southern in 2008. **High School:** Belton was a three-time All-District 15-5A lineman at Klein Forest High School. He earned first team honors his last two years. He led the team to three state playoff games. **Personal:** Belton is the son of Francine Carothers and is studying kinesiology with a minor in exercise science.

BELTON CAREER STATS										
TACKLES	G	UA	A	Tot	TFL	Yds	PD	FF	FR	BLKD
2012	1	0	1	1	0.0	0	0	0	0	0
<b>TOTAL</b>	<b>1</b>	<b>0</b>	<b>1</b>	<b>1</b>	<b>0.0</b>	<b>0</b>	<b>0</b>	<b>0</b>	<b>0</b>	<b>0</b>



# Aaron Bueno

## 16

**Quarterback • Sophomore**  
**SQ • 6-2 • 216**  
**Ben Bolt, TX • Ben Bolt HS**

**2012:** Bueno was on the roster in 2012 but did not play. He did have 100 yards passing and 33 rushing in the spring game. **2011:** Bueno redshirted his first year at Texas A&M-Kingsville. **High School:** Bueno was named the Texas State 1A Offensive MVP following his senior year at Ben Bolt High School. He earned First Team All-State honors at quarterback and Honorable Mention All-State honors as a defensive back. He was named the District MVP on two occasions, the South Texas MVP in 2010 and an All-South Texas First Team defensive back. He set the school passing record as a sophomore. He threw for 2,460 yards and rushed for 1,314 yards during the 2010 season. He completed 132 of 186 passes with 23 touchdowns and just six interceptions. He also ran for 24 touchdowns. He led Ben Bolt to a pair of district championships and one Bi-district championship. He also lettered in baseball, basketball, track and powerlifting. **Personal:** Bueno is the son of David and Cynthia Bueno and is studying sociology.



# Ollie Brady

## 77

**Offensive Line • Sophomore**  
**SQ • 6-1 • 308**  
**Missouri City, TX • Elkins HS**

**2012:** Brady did not play in a game. **2011:** He redshirted his first year. **High School:** Brady helped Elkins High School to a pair of State 5A playoff games. **Personal:** Brady is the son of Deon Stanford and Janelle Mayfield and is studying management

# Ray Calhoun

28

**Defensive Back • Junior**

**TR • 5-10 • 171**

**El Paso, TX • Grossmont College**

**Previous:** Calhoun went to UTEP out of high school before transferring to Grossmont College where he spent two seasons. **High School:** Calhoun first-team All-District cornerback his junior campaign at Austin High School in El Paso. He accumulated 23 tackles (12 solos/11 assists) as a junior with two interceptions — including one for 66 yards and a TD. Calhoun missed his senior year with a shoulder injury. He also played wide receiver during his prep career. He was team captain as a junior and senior. Calhoun was also an outstanding track athlete, leading Austin to the district title. **Personal:** Calhoun is the son of Olivia Ulloa. He has two brothers and one sister. His twin brother Marcus also attended Grossmont and UTEP. His major is kinesiology.



# Victor Castro

94

**Defensive End**

**Senior • SQ • 6-2 • 280**

**San Antonio, TX • Warren HS**

**2012:** Castro did not see action. **2011:** Castro saw action against A&M-Commerce and was credited with a half tackle for a loss. **2010:** Castro was on the team, but did not see any time on the field. **2009:** Castro redshirted his first year at Kingsville. **High School:** As a senior, Castro earned First Team All-District and Second Team All-Greater San Antonio honors. He led Warren HS to a Bi-District title in 2007 and a district crown in 2008. **Personal:** Castro is the son of Herman and Dottie Castro and is studying kinesiology.

CASTRO CAREER STATS										
TACKLES	G	UA	A	Tot	TFL	Yds	PD	FF	FR	Blkd
2012	1	0	1	1	0.0	0	0	0	0	0
<b>TOTAL</b>	<b>1</b>	<b>0</b>	<b>1</b>	<b>1</b>	<b>0.0</b>	<b>0</b>	<b>0</b>	<b>0</b>	<b>0</b>	<b>0</b>



# Marquise Cardinal, Jr.

22

**Running Back • Sophomore**

**1L • 5-9 • 181**

**Spring, TX • Klein Collins HS**

**2012:** Cardinal appeared in the season opener against Central Washington. **2011:** Cardinal redshirted his first year at Texas A&M-Kingsville. **High School:** Cardinal earned First Team All-District 13-5A honors in 2010 at Klein Collins High School. He set the school single season rushing record with 1,807 yards for an average of 150 per game. He was named to the All-1960 Sun First Team and All-Greater Houston Honorable Mention by VYPE Magazine. He led Klein Collins to back-to-back District 13-5A championships and a pair of 10-0 regular seasons. He was a State 5A qualifier as a junior in the 4x100 relay and a two-time district champion in the 100 and 200 meters. **Personal:** Cardinal is the son of Mary Brinson and is studying computer science. He is also a member of the Javelina track & field team.



# Rockeem Collins

36

**Defensive Back • Senior**

**3L • 5-11 • 188**

**Gonzales, TX • Gonzales HS**

**2012:** Collins played in 11 games with a start in the opener versus Central Washington. He finished the year with 26 tackles including 18 solo, two tackles for a loss and a sack. He had a season-best five tackles against Tarleton. **2011:** Collins led the team with three interceptions and was third on the team with 56 tackles. He had six tackles and returned an interception 49 yards for a TD at Midwestern State. The following week he returned an interception 34 yards for a touchdown against A&M-Commerce. He made eight tackles and had a tackle for loss against Tarleton. He had a season high 11 tackles, including seven solos against Abilene Christian. He had an interception at Incarnate Word. He forced a fumble and recovered the ball at Eastern New Mexico. **2010:** Collins appeared in 11 games as a backup safety and special teams player. He had two tackles and broke up a pass against A&M-Commerce. He added two tackles in the finale against Southeastern Oklahoma. **High School:** Collins was a two-time all-district and academic all-district defensive back at Gonzales High School. He had 141 tackles and over 1,000 rushing yards in his career. He led GHS to the quarterfinals as a junior. He was named one of the "Players to Watch" in Dave Campbell's Texas Football magazine. **Personal:** Collins is the son of Donna Smith and is studying sports management.

COLLINS CAREER STATS							
INTs	G	No.	Yds	TD	Lg	Avg/R	Avg/G
2010	11	0	0	0	0	0.0	0.0
2011	11	3	94	2	49	31.3	8.5
2012	11	1	0	0	0	0.0	0.0
<b>TOTAL</b>	<b>33</b>	<b>4</b>	<b>94</b>	<b>2</b>	<b>49</b>	<b>23.5</b>	<b>2.8</b>

TACKLES	G	UA	A	Tot	TFL	Yds	PD	FF	FR	Blkd
2010	11	0	0	0	0	0.0	0.0	0	0	0
2011	11	3	94	2	49	31.3	8.5	2	1	0
2012	11	1	0	0	0	0.0	0.0	0	0	0
<b>TOTAL</b>	<b>33</b>	<b>4</b>	<b>94</b>	<b>2</b>	<b>49</b>	<b>23.5</b>	<b>2.8</b>	<b>2</b>	<b>1</b>	<b>0</b>

CARDINAL, JR. CAREER STATS							
RUSHING	G	Att	Yds	TD	Lg	Avg/C	Avg/G
2012	1	2	4	0	4	2.0	4.0
<b>TOTAL</b>	<b>1</b>	<b>2</b>	<b>4</b>	<b>0</b>	<b>4</b>	<b>2.0</b>	<b>4.0</b>





*Joe Crowe*

*25*

**Defensive Back • Freshman**  
**RS • 5-10 • 163**  
**Houston, TX • Nimitz HS**

**2012:** Crowe redshirted his first year at A&M-Kingsville. **High School:** Crowe played at Nimitz High School in Houston. **Personal:** Crowe is majoring in kinesiology.



*Ronnie Ford*

*8*

**Defensive Back • Senior**  
**1L • 6-0 • 190**  
**Dallas, TX • Trinity Valley JC**

**2012:** Ford appeared in 11 games with seven starts in his first season with the Javelinas. He finished the season with 17 total tackles with a season-high four in the season-opener with Central Washington. Ford picked off his only interception of the season at Valadosta State returning the pass 22 yards. **Previous:** Ford played two years at Trinity Valley CC and helped lead the team to a playoff appearance in 2010. In 2009, he made 22 tackles in six games. **High School:** Ford earned all-district honors as a corner back at Dallas Carter High School. He was a three-year letterwinner in both track and football. He led Carter to a pair of playoff appearances. **Personal:** Ford is the son of Cornelius and Shirley Ford and is studying liberal arts.

FORD CAREER STATS							
INTs	G	No.	Yds	TD	Lg	Avg/R	Avg/G
2012	11	1	22	0	22	22.0	2.0
<b>TOTAL</b>	<b>11</b>	<b>1</b>	<b>22</b>	<b>0</b>	<b>22</b>	<b>22.0</b>	<b>2.0</b>

TACKLES	G	UA	A	Tot	TFL	Yds	PD	FF	FR	BLKD
2012	11	13	4	17	3.0	8	3	0	0	0
<b>TOTAL</b>	<b>11</b>	<b>13</b>	<b>4</b>	<b>17</b>	<b>3.0</b>	<b>8</b>	<b>3</b>	<b>0</b>	<b>0</b>	<b>0</b>



*Layton Dworaczyk*

*6*

**Wide Receiver • Junior**  
**1L • 5-11 • 193**  
**Blanco, TX • Blanco HS**

**2012:** Dworaczyk did not play in 2012. He did have a TD reception in the spring game. **2011:** Dworaczyk appeared in four games. He finished the year by carrying the ball five times for 22 yards and his first career touchdown against Eastern New Mexico. **2010:** Dworaczyk redshirted his first year at A&M-Kingsville. **High School:** Dworaczyk earned second team All-State 2A honors at running back for Blanco HS as a senior gaining a school-record 2,587 yards and 47 TDs. He was the District MVP. He was named the Built Ford Tough Player of the Week after gaining 317 yards on 39 carries with five TDs in a win over Luling. As a junior he earned second team All-State honors and was named the District 27-2A offensive MVP after gaining 1,518 yards and scoring 21 times. As a sophomore, he earned first team all-district honors. He led BHS to a Bi-District title, Area title, State quarterfinal appearance and State semifinal appearance in his four years. **Personal:** Dworaczyk is the son of Wayne Dworaczyk and Bonnie Palmer and is studying sociology.

DWORACZYK CAREER STATS							
RUSHING	G	Att	Yds	TD	Lg	Avg/C	Avg/G
2011	4	5	22	1	9	4.4	5.5
<b>TOTAL</b>	<b>4</b>	<b>5</b>	<b>22</b>	<b>1</b>	<b>9</b>	<b>4.4</b>	<b>5.5</b>

SCORING	G	TD	Rush	Pass	Retn	PAT	2PAT	FG	Tot	Avg/G
2011	4	1	1	0	0	0	0	0	6	1.5
<b>TOTAL</b>	<b>4</b>	<b>1</b>	<b>1</b>	<b>0</b>	<b>0</b>	<b>0</b>	<b>0</b>	<b>0</b>	<b>6</b>	<b>1.5</b>



*Matt Stoll*



# Anthony Forker

**Defensive Back • Junior**  
**2L • 5-9 • 175**  
**Houston, TX • Westfield HS**

**2012:** Forker made big strides as a sophomore finishing second on the team in tackles with 75 total. He had a career game at Tarleton State with a season-best nine solo stops and 12 total tackles. He had a second game with double-digit tackles posting 10 (seven solo) in the home finale against Eastern New Mexico and had six games with at least six total stops. The safety had one interception on the year against Incarnate Word with a 23-yard return. **2011:** Forker appeared in four games for the Javelinas. He had a season-high three tackles against Abilene Christian. He had an unbelievable Spring Game with 12 tackles in the second half. **Previous:** Forker spent time at Blinn College and Cisco College, but did not see any game action. **High School:** Forker competed in football and track at Westfield High School. He was a two-time first team all-district defensive back. As a senior, he earned Second Team All-Houston Area and played in the Blue Chip All-Star game. His team was 23-3 in his three seasons. **Personal:** Forker is the son of Anthony Forker, Sr., and Alisa George and is studying industrial management with a minor in business.

FORKER CAREER STATS							
INTs	G	No.	Yds	TD	Lg	Avg/R	Avg/G
2011	4	0	0	0	0	0.0	0.0
2012	12	1	23	0	23	23.0	1.9
<b>TOTAL</b>	<b>16</b>	<b>1</b>	<b>23</b>	<b>0</b>	<b>23</b>	<b>23.0</b>	<b>1.4</b>

TACKLES	G	UA	A	Tot	TFL	Yds	PD	FF	FR	BLKD
2011	4	3	4	7	0.0	0	0	0	0	0
2012	12	46	29	75	3.0	9	9	0	0	0
<b>TOTAL</b>	<b>16</b>	<b>49</b>	<b>33</b>	<b>82</b>	<b>3.0</b>	<b>9</b>	<b>9</b>	<b>0</b>	<b>0</b>	<b>0</b>



# Christian Garcia

**Offensive Line • Sophomore**  
**1L • 6-5 • 320**  
**Eagle Pass, TX • Eagle Pass HS**

**2012:** Garcia appeared in three games as a freshman. He appeared in games against North Alabama, Incarnate Word and Tarleton. Also competed in track & field in multiple throwing events. **High School:** Garcia played offensive tackle at Eagle Pass High School. He was a two-time first team all-district performer and was named the Most Outstanding Lineman as a senior. He led his team to three playoff appearances. He was also a state qualifier in track & field. **Personal:** Garcia is the son of Luis and Yolanda Garcia and is studying kinesiology.



# Tiance Gardner

**Offensive Line • Sophomore**  
**1L • 6-2 • 291**  
**Angleton, TX • Angleton HS**

**2012:** Gardner saw action as reserve in three games. **2011:** Gardner redshirted his first year at Texas A&M-Kingsville. He made the switch from defensive line to offensive line during the spring. **Previous:** Gardner signed with Tyler Junior College coming out of high school. **High School:** Gardner earned all-district honors at Angleton High School. **Personal:** Gardner is studying psychology and sociology.



# James Gilbert

**Defensive Back • Sophomore**  
**1L • 6-1 • 200**  
**Houston, TX • Galena Park HS**

**2012:** Gilbert appeared in 10 games as a freshman on special teams and in the secondary. He finished the season with 10 tackles and forced a fumble against Central Washington. He had a career-high three tackles against West Texas. **2011:** Gilbert redshirted his first year at A&M-Kingsville. **High School:** Gilbert played at Galena Park. He had 37 catches for 738 yards and four touchdowns as a senior while earning All-District 19-4A honors. As a junior he earned all-district honors as a safety and made 150 tackles over his final two seasons. He blocked six kicks in his career and helped lead GP to the playoffs his senior year. He holds the school record in the 110-meter hurdles. **Personal:** Gilbert is the son of Kathy Skinner and is studying criminology and minoring in psychology.

GILBERT CAREER STATS										
TACKLES	G	UA	A	Tot	TFL	Yds	PD	FF	FR	BLKD
2012	10	7	3	10	0.0	0	0	1	0	0
<b>TOTAL</b>	<b>10</b>	<b>7</b>	<b>3</b>	<b>10</b>	<b>0.0</b>	<b>0</b>	<b>0</b>	<b>1</b>	<b>0</b>	<b>0</b>



# Leo Gonzalez

**Tight End • Sophomore**  
**SQ • 6-3 • 220**  
**Harlingen, TX • Harlingen HS**

**2012:** Gonzalez originally signed with the Javelinas in 2009 but has not appeared in a game. **High School:** Gonzalez was an all-district performer at Harlingen High School. **Personal:** Gardner is studying kinesiology and psychology.



# Henry Greathouse 92

**Defensive Line • Junior**  
**1L • 6-1 • 231**  
**Blanco, TX • Blanco HS**

**2012:** Greathouse played a role on the Javelinas defensive front rotation appearing in all 12 games. He finished with 16 total tackles with two half sacks. He recovered a fumble again Eastern New Mexico and returned it 16 yards for a touchdown. **2011:** Greathouse was on the team, but only appeared in one game. **2010:** Greathouse redshirted his first year at Texas A&M-Kingsville. **High School:** Greathouse earned first team All-District 27-2A honors as a defensive tackle and center as a senior at Blanco HS. As a junior he recorded 12 sacks and was named the District 27-2A Defensive MVP, first team All-Area and third team All-State 2A. He led BHS to a Bi-District championship, Area championship, State quarterfinal appearance and State semifinal appearance in his four years. He was on the AB honor roll. **Personal:** Greathouse is the son of Bennie and Becky Greathouse and is studying criminology.

GREATHOUSE CAREER STATS										
TACKLES	G	UA	A	Tot	TFL	Yds	PD	FF	FR	BLKD
2011	1	0	0	0	0.0	0	0	0	0	0
2012	12	6	10	16	1.5	10	1	0	2	0
<b>TOTAL</b>	<b>13</b>	<b>6</b>	<b>10</b>	<b>16</b>	<b>1.5</b>	<b>10</b>	<b>1</b>	<b>0</b>	<b>2</b>	<b>0</b>

SCORING	G	TD	Rush	Pass	Retn	PAT	2PAT	FG	Tot	Avg/G
2011	1	0	0	0	0	0	0	0	0	0.0
2012	12	1	0	0	1	0	0	0	6	0.5
<b>TOTAL</b>	<b>13</b>	<b>1</b>	<b>0</b>	<b>0</b>	<b>1</b>	<b>0</b>	<b>0</b>	<b>0</b>	<b>6</b>	<b>0.5</b>



# C.J. Griggs 17

**Wide Receiver • Junior**  
**1L • 6-2 • 196**  
**Cedar Lane, TX • Van Vleck HS**

**2012:** A 2-time national champion in the triple jump and 6-time All-America honoree, Griggs made his football debut in 2012. He finished with five catches for 63 yards in nine games. He saved his best for the Kanza Bowl against Emporia State. He recorded two catches for 50 yards including a 38-yard TD catch. **2009:** Griggs redshirted his first year at Texas A&M-Kingsville. **High School:** Griggs was a three-year letterwinner in track at Van Vleck HS. He was a regional qualifier in the triple jump and long jump as a sophomore. He was a regional champion in the triple jump and regional qualifier in the long jump as a junior. He was the regional champ in the triple jump, 200-meters, 4x100-meter relay and 4x200-meter relay and placed third in the long jump at regionals as a senior. He was the state runner-up in the triple jump and state champion in 4x100-meter relay in 2009. **Personal:** Griggs is the son of Rodney and Helen Griggs and is studying sociology. He is related to current NFL players Quentin Jammer and Johnnie Lee Higgins.

GRIGGS CAREER STATS								
RECEIVING	G	Rec	Yds	TD	Lg	Rec/G	Avg/C	Avg/G
2012	9	5	63	1	38	0.6	12.6	7.0
<b>TOTAL</b>	<b>9</b>	<b>5</b>	<b>63</b>	<b>1</b>	<b>38</b>	<b>0.6</b>	<b>12.6</b>	<b>7.0</b>

SCORING	G	TD	Rush	Pass	Retn	PAT	2PAT	FG	Tot	Avg/G
2012	9	1	0	1	0	0	0	0	6	0.7
<b>TOTAL</b>	<b>9</b>	<b>1</b>	<b>0</b>	<b>1</b>	<b>0</b>	<b>0</b>	<b>0</b>	<b>0</b>	<b>6</b>	<b>0.7</b>



# Galyn Griffin 85

**Defensive Line • Freshman**  
**RS • 6-2 • 193**  
**Granite Shoals, TX • Marble Falls HS**

**2012:** Griffin spent 2012 as a redshirt. **High School:** A 6-3, 195-pound defensive end from Granite Shoals, TX played at Marble Falls High School. He earned first team All-District 25-4A honors as a senior. **Personal:** He is the son of Galyn and Tara Griffin and is majoring in psychology.



# Christian Guajardo 61

**Offensive Line • Freshman**  
**RS • 6-1 • 280**  
**Hidalgo, TX • Valley View HS**

**2012:** Guajardo was redshirted in 2012. **High School:** A 6-1, 280-pound offensive lineman from Hidalgo, TX played at Valley View High School. He earned Honorable Mention All-District 32-4A honors as a senior. **Personal:** Guajardo is the son of Gilberto and Armandina Guajardo and plans to study civil engineering.



# Alex Harper 84

**Deep Snapper • Junior**  
**2L • 6-0 • 195**  
**Houston, TX • Nimitz HS**

**2012:** Appeared in four games on special teams as a sophomore. **2011:** Harper appeared in six games as a long snapper for the team. **High School:** Harper played football at Nimitz High School. **Personal:** Harper is the son of Greg and Patty Harper and is studying mechanical engineering.



# Chandler Hill 86

**Tight End • Senior**  
**RS • 6-1 • 216**  
**Spr. Branch, TX • Smithson Valley HS**

**2012:** Hill appeared in two games before having his season cut short due to injury earning a redshirt. He had one catch for 12 yards in the season opener. **2011:** Hill played in all 11 games for the Javelinas as a tight end. He made his first career catch in the opener at Central Washington. He had a 12-yard reception against Tarleton State. **2009:** Hill was on the team, but did not see any game action. **2008:** Hill redshirted his first season at A&M-Kingsville. **High School:** Hill was the second leading receiver in yards and touchdowns at Smithson Valley his senior year. He was a two-time Academic All-District selection. He was a member of the National Honor Society. **Personal:** Hill is the son of Jana Holub-Hill and is majoring in criminology. He is the grandson of E.J. Holub, an 11-year NFL veteran who started in Super Bowls I and IV.

HILL CAREER STATS								
RECEIVING	G	Rec	Yds	TD	Lg	Rec/G	Avg/C	Avg/G
2009	2	0	0	0	0	0.0	0.0	0.0
2011	11	2	17	0	12	0.2	8.5	1.5
2012	2	1	12	0	12	0.5	12.0	6.0
<b>TOTAL</b>	<b>15</b>	<b>3</b>	<b>29</b>	<b>0</b>	<b>12</b>	<b>0.2</b>	<b>9.7</b>	<b>1.9</b>



# Wfey Ibik 90

**Defensive Lineman • Freshman**  
**RS • 6-2 • 290**  
**Sugar Land, TX • Travis HS**

**2012:** Ibik redshirted his first year at A&M-Kingsville. **High School:** Ibik played at Travis High School. He helped lead the team to a District 23-5A championship as a senior. **Personal:** Ibik is majoring in biomedical sciences (pre-med).

# Ashton Jefferson 24

**Running Back • Senior**  
**TR • 6-1 • 200**  
**Alvin, TX • Oregon St. • TX Southern**

**Previous:** Jefferson participated in the Javelina spring game with a game-best 43 yards on five carries signed with Oregon State out of high school before transferring to Texas Southern. Jefferson spent three seasons with the Tigers. In three seasons, Jefferson played in 20 games gaining 105 yards on 24 carries and a touchdown. He had an interception as a junior last year returning it 37 yards. **High School:** Jefferson is the unanimous MVP of District 24 after rushing for 1,565 yards and 14 touchdowns on 261 carries at Alvin High School. He rushed for 200-plus yards three times as a senior to earn Brazoria County MVP and 5A All-State Honorable Mention honors. **Personal:** Jefferson is majoring in kinesiology.



# Lamont Hills 21

**Defensive Back • Sophomore**  
**1L • 6-1 • 165**  
**San Antonio, TX • Stevens HS**

**2012:** Hills played in eight games as a redshirt freshman primarily on special teams. He had seven tackles on the season a blocked kick against Eastern New Mexico. He had three tackles at Valdosta State and two each versus North Alabama and Angelo State. **2011:** Hills redshirted his first year at Texas A&M-Kingsville. **High School:** Hills earned Second Team All-District 27-5A honors as a senior at Stevens High School. He had a school record four interceptions during his senior year. He helped lead the team to the bi-district finals as a junior and the state semifinals as a senior. **Personal:** Hills is the son of Karima Hills and is studying criminology.

HILLS CAREER STATS										
TACKLES	G	UA	A	Tot	TFL	Yds	PD	FF	FR	Blkd
2012	8	5	2	7	0.0	0	0	0	0	1
<b>TOTAL</b>	<b>8</b>	<b>5</b>	<b>2</b>	<b>7</b>	<b>0.0</b>	<b>0</b>	<b>0</b>	<b>0</b>	<b>0</b>	<b>1</b>



# Quaylon Jones 33

**Running Back • Freshman**  
**RS • 5-3 • 174**  
**Universal City, TX • Judson HS**

**2012:** Jones redshirted a season ago. He rushed for a touchdown and 35 yards rushing. **High School:** Jones prepped at Judson High School. He was a First Team All-District 25-5A selection as a junior. He earned First Team All-District 25-5A and Third Team All-State 5A honors as a senior after rushing for 1,649 yards and 24 touchdowns. He rushed for 1,562 yards and 17 touchdowns as a junior. He gained over 190 yards in each of the first two games of his senior season. He averaged over 160 yards and two touchdowns per game as a sophomore. **Personal:** Jones is majoring management.



# Miles Kirksey 42

**Linebacker • Freshman**  
**RS • 6-0 • 221**  
**Missouri City, TX • Elkins HS**

**2012:** Kirksey redshirted in 2012. **High School:** Kirksey played at Elkins High School. He helped lead his two to a pair of playoff appearances. He is the son of Melody Kirksey and plans to study management.



# Patrick LaFleur 80

**Wide Receiver • Junior**  
**2L • 5-8 • 174**  
**Cypress, TX • Cypress Woods HS**

**2012:** LaFleur had 17 catches for 140 yards last season as he appeared in all 12 games for the Javelinas. He is the team's third leading returnee receiver in receptions including five catches for 52 yards at North Alabama. He had a touchdown and 43 yards receiving in the spring game. **2011:** LaFleur played in all 11 games for the team. He made his first career reception at Incarnate Word. He had three catches for 43 yards in an overtime win at Angelo State. He finished the year with nine catches for 87 yards. **High School:** LaFleur earned all-district honors at Cypress Woods High School as a senior. **Personal:** LaFleur is the son of Cedrick and Tammie LaFleur and is studying business management.

LAFLEUR CAREER STATS								
RECEIVING	G	Rec	Yds	TD	Lg	Rec/G	Avg/C	Avg/G
2012	12	17	140	0	19	1.4	8.2	11.7
<b>TOTAL</b>	<b>12</b>	<b>17</b>	<b>140</b>	<b>0</b>	<b>19</b>	<b>1.4</b>	<b>8.2</b>	<b>11.7</b>



# James Lambert 52

**Defensive End • Junior**  
**1L • 6-2 • 240**  
**Alvin, TX • Alvin HS**

**2012:** Lambert appeared in one game and was credited with an assist against Central Washington. **2011:** Lambert was on the roster for the entire season. He appeared in one game against A&M-Commerce and made a tackle. **2010:** Lambert redshirted his first year at A&M-Kingsville. **High School:** Lambert earned first team all-district as a senior at Alvin HS. He also lined up at offensive tackle, fullback and tight end in his career. He was a leader in Fellowship of Christian Athletes and the Chrysalis Youth Christian Program. **Personal:** Lambert is the son of Bruce and Brenda Lambert and is studying agricultural Science.

LAMBERT CAREER STATS										
TACKLES	G	UA	A	Tot	TFL	Yds	PD	FF	FR	BLKD
2011	1	0	1	1	0.0	0	0	0	0	0
2012	1	0	1	1	0.0	0	0	0	0	0
<b>TOTAL</b>	<b>2</b>	<b>0</b>	<b>2</b>	<b>2</b>	<b>0.0</b>	<b>0</b>	<b>0</b>	<b>0</b>	<b>0</b>	<b>0</b>



# Clyde Lee 10

**Wide Receiver • Senior**  
**1L • 6-0 • 182**  
**Missouri City, TX • Boston College**

**2012:** Lee appeared in all 12 games in his first season with the Javelinas. He had 21 catches for 244 yards and a touchdown. Lee also returned three kicks for 58 yards. He had had a season-high 49 yards receiving in three games. Lee caught a 5-yard TD pass at Tarleton State. **Previous:** Lee played two seasons at Boston College. In 2010 he appeared in 10 games and had 16 catches for 179 yards and a touchdown. As a redshirt freshman he appeared in 11 games at wide receiver and on special teams. He caught four passes for 40 yards on the season. **High School:** Lee was a unanimous selection to the All-District 23-5A Team. He registered 76 catches for 1,345 yards and 13 touchdowns in high school; had one 89-yard touchdown reception. He played in the Space City Classic, Houston's first-ever class-wide all-star game (March 2008). **Personal:** Lee is the son of Mark and Paulette Potts and studying communications.

LEE CAREER STATS								
RECEIVING	G	Rec	Yds	TD	Lg	Rec/G	Avg/C	Avg/G
2012	12	21	244	1	28	1.8	11.6	20.3
<b>TOTAL</b>	<b>12</b>	<b>21</b>	<b>244</b>	<b>1</b>	<b>28</b>	<b>1.8</b>	<b>11.6</b>	<b>20.3</b>

SCORING	G	TD	Rush	Pass	Retn	PAT	2PAT	FG	Tot	Avg/G
2012	12	1	0	1	0	0	0	0	6	0.5
<b>TOTAL</b>	<b>12</b>	<b>1</b>	<b>0</b>	<b>1</b>	<b>0</b>	<b>0</b>	<b>0</b>	<b>0</b>	<b>6</b>	<b>0.5</b>

KICK RET.	G	No.	Yds	TD	Lg	Avg/R	Avg/G
2012	12	3	58	0	22	19.3	4.8
<b>TOTAL</b>	<b>12</b>	<b>3</b>	<b>58</b>	<b>0</b>	<b>22</b>	<b>19.3</b>	<b>4.8</b>



# Max Lehnig 38

**Kicker/Punter • Freshman**  
**RS • 5-11 • 225**  
**San Antonio, TX • Judson HS**

**2012:** Lehnig redshirted his first year at A&M-Kingsville. **High School:** Lehnig was the kicker at Judson High School. He took home Second Team All-District 25-5A and Honorable Mention Academic All-State honors as a senior. During his junior year he nabbed first team all-district and second team all-area honors. He was also a three-year letterwinner in soccer. He was a member of the National Honor Society. **Personal:** Lehnig is the son of Robert and Heidi Lehnig and is studying Pre-Engineering.



# Aundra Long 79

**Offensive Line • Freshman**  
**RS • 6-2 • 269**  
**Huntsville, TX • Huntsville HS**

**2012:** Long redshirted his first year at Texas A&M-Kingsville. **High School:** He was a two-time academic all-district and second team all-district lineman. He was named the team's Offensive Lineman of the Year as a junior and the school's Scholar-Athlete of the Year as a senior. He led his team to a pair of play-off appearances. He was a member of the National Honor Society and Spanish Honor Society. **Personal:** Long is the son of Aundra and Tracy Long and is majoring in biomedical sciences. His mother played basketball at Angelo State and his uncle, Fred Long, played football at Oklahoma State.



# Ricky Marshall 49

**Defensive End • Senior**  
**2L • 6-2 • 220**  
**Tyler, TX • John Tyler HS**

**2012:** Marshall continued to be a key member of the Javelina defense from his end position honorable mention All-LSC honors. He finished the season with 30 total tackles with five tackles for a loss. Marshall had a career game in home finale versus Eastern New Mexico as he posted season-high seven tackles with a sack. **2011:** Marshall was an impact player on the defensive line starting the final eight games of the year. He picked up six tackles and a half sack at Midwestern State. He recorded his first full sack against Tarleton State. He blocked a field goal, broke up a pass and had two quarterback hurries in a win over A&M-Commerce. He had a season high eight tackles in an overtime win at Angelo State. He finished the year with 29 tackles, 1.5 sacks and six quarterback hurries. **2010:** Marshall was a member of the team, but did not see any time on the field. **2009:** Marshall redshirted his first year at Texas A&M-Kingsville. **High School:** Marshall earned Second Team All-District 11-5A honors and helped lead his team to a Bi-District championship. He was named the JTHS Student of the Month for January 2009 and was on the A+ honor roll. **Personal:** Marshall is the son of Rick and Gail Marshall and is studying electrical engineering.

MARSHALL CAREER STATS										
TACKLES	G	UA	A	Tot	TFL	Yds	PD	FF	FR	BLKD
2011	11	14	15	29	1.5	13	2	0	0	1
2012	12	13	17	30	5.0	17	1	0	0	0
<b>TOTAL</b>	<b>23</b>	<b>27</b>	<b>32</b>	<b>59</b>	<b>6.5</b>	<b>30</b>	<b>3</b>	<b>0</b>	<b>0</b>	<b>1</b>

SACKS	G	UA	A	Total	Yds
2011	11	1	1	1.5	13
2012	12	2	1	2.5	10
<b>TOTAL</b>	<b>23</b>	<b>3</b>	<b>2</b>	<b>4.0</b>	<b>23</b>



# 7.J. McCullough 3

**Defensive Back**  
**Junior • 1L • 6-0 • 185**  
**Reddick, FL • Ellsworth CC**

**2012:** McCullough played in 11 of 12 games including five starts recording 24 total tackles with 14 solo earning honorable mention All-LSC honors. He recorded his first tackle versus Midwestern State finishing with five total. McCullough had a career-best six total stops at Tarleton including a career-high four solo stops. He had one reception for 32 yards on a fake punt and returned a kick four yards. **2011:** McCullough redshirted his first year at Texas A&M-Kingsville. **Previous:** McCullough spent a year at Ellsworth Community College in Iowa. He originally signed with Iowa State and turned down offers from Florida Atlantic, Florida International, Rutgers and Central Florida. **High School:** McCullough was a three-year letterwinner at North Marion High School. He was a member of an 11-2 team that went to the regional semi-finals. He had two interceptions and returned a punt for a touchdown as a senior. He collected 31 tackles and had two interceptions as a junior and had 34 tackles as a sophomore. He was a second-team all-area defensive back. **Personal:** McCullough is the son of James Blandford and Alveria Pickett and is studying criminology.

McCULLOUGH CAREER STATS										
TACKLES	G	UA	A	Tot	TFL	Yds	PD	FF	FR	BLKD
2012	11	14	10	24	0.0	0	3	0	0	0
<b>TOTAL</b>	<b>11</b>	<b>14</b>	<b>10</b>	<b>24</b>	<b>0.0</b>	<b>0</b>	<b>3</b>	<b>0</b>	<b>0</b>	<b>0</b>



# Angel Millan 13

**Punter**  
**Senior • 3L • 5-11 • 220**  
**Edinburg, TX • Economedes HS**

**2012:** Millan was called on to punt in all 12 games punting 65 times on the year. He finished the year with a career-best 41.3 yards per punt earning second-team All-Lone Star Conference honors. Millan just missed a school record as he posted an 87-yard punt at Tarleton. He placed 18 punts inside of the 20-yard line and had 14 punts of 50-or-more yards. **2011:** Millan averaged 37.7 yards per punt for the season, but was even better over the final four games of the season averaging 43.6 yards per kick. He was named the LSC Special Teams Player of the Week after averaging 45.0 yards per kick and running a fake punt 30 yards to ice the game in the fourth quarter against Central Washington. He had 11 punts inside the 20-yard line and only three touchbacks. **2010:** Millan became the team's starting punter with four games left in the season. He opened his career by booting a pair of 50-yard punts at Southwestern Oklahoma. He had three punts land inside the 20 in the playoff game against #3 Northwest Missouri State. **High School:** Millan played football at Economedes HS. **Personal:** Millan is studying psychology and sociology.

MILLAN CAREER STATS					
PUNTING	G	No.	Yards	Lg	Avg
2010	4	10	381	55	38.1
2011	11	51	1924	61	37.7
2012	12	65	2670	87	41.1
<b>TOTAL</b>	<b>27</b>	<b>126</b>	<b>4975</b>	<b>87</b>	<b>39.5</b>



*Michael O'Neal* **63**

**Offensive Line • Freshman**  
**RS • 6-3 • 280**  
**Cibolo, TX • Steele HS**

**2012:** O'Neal redshirted his first year at A&M-Kingsville. **High School:** O'Neal earned first team all-district honors as a senior and was a starter on the 2010 5A State Championship and 2011 State Runner-Up teams. **Personal:** O'Neal is the son of Michael and Antonia O'Neal and plans to study criminology



*Shavon Pennie* **31**

**Defensive Back • Freshman**  
**RS • 6-0 • 165**  
**Bryan, TX • Bryan HS**

**2012:** Pennie redshirted his first year at A&M-Kingsville. **High School:** Pennie prepped at Bryan High School. He earned first team all-district honors as a senior and was a starter on the 2010 5A State Championship and 2011 State Runner-Up teams. **Personal:** Pennie is majoring in accounting.



*Tommy Parsons* **69**

**Offensive Line • Junior**  
**1L • 6-6 • 303**  
**Canyon Lake, TX • Louisiana State**

**2012:** Parsons joined the Javelinas in 2012 after transferring from LSU and will be a key cog on the line. He played in nine games with starts in the final seven games of the season earning honorable mention All-LSC honors. **Previous:** Parsons spent three seasons — one as a freshman redshirt — at LSU. He split time between the offensive line and fullback. Parsons played in four games on the year with one start at fullback in 2009. He is one of the biggest — if not the biggest — players to lineup at fullback for the Tigers. He received a medical redshirt before transferring. **High School:** Parsons was one of the top offensive tackles in the southwest region as a senior for Smithson Valley in Spring Branch. He earned SuperPrep All-Southwest team honors, was a first-team all-state selection by TexasFootball.com and was an honorable mention all-state by Rivals.com. He was named to the Houston Chronicle's Top 100 and was also a member of the Top 100 from Texas by Rivals.com. In addition to his success on the gridiron in high school, Parsons was an excellent shot put and discus competitor.



*Trevor Pesek* **23**

**Defensive Back • Senior**  
**2L • 5-10 • 205**  
**Inez, TX • Blinn JC**

**2012:** Pesek appeared in 12 games last year as the starter at rover for the Javelinas, but has worked out a multiple secondary positions in the offseason. He was eighth on the team with 31 combined tackles and 2.5 tackles for a loss. Pesek had one sack, while breaking up two passes and forcing a fumble. He recorded at least three total tackles on six occasions with a season-best five in the opener against Central Washington with a forced fumble. The senior followed that up with four tackles at Abilene Christian with his only sack of the year. He twice had three solo tackles in a game including West Texas A&M and Emporia State. **2011:** Pesek started the first four games of the year at rover before suffering a season-ending injury at Midwestern State. He had six tackles in a win at Central Washington. He had five tackles, a tackle for loss and three pass breakups in a win over Minot State. **Blinn College:** Pesek went through a year of spring practice at Blinn, but did not compete during the fall season. **High School:** Pesek competed in three sports at Industrial High School. He earned first team all-district and All-County MVP honors as a senior. He led Industrial to a pair of playoff appearances. He was an Academic Honorable Mention All-State 2A selection. **Personal:** Pesek is the son of Ronnie and Kellie Pesek and is studying pre-physical and kinesiology.



*Ricky Marshall*

PESEK CAREER STATS										
TACKLES	G	UA	A	Tot	TFL	Yds	PD	FF	FR	BLKD
2011	4	0	0	0	0	0.0	0.0	0	0	0
2012	12	2	18	0	16	9.0	1.5	1	0	0
<b>TOTAL</b>	<b>16</b>	<b>2</b>	<b>18</b>	<b>0</b>	<b>16</b>	<b>9.0</b>	<b>1.1</b>	<b>1</b>	<b>0</b>	<b>0</b>

SACKS	G	UA	A	Total	Yds
2011	4	0	0	0.0	0
2012	12	1	0	1.0	1
<b>TOTAL</b>	<b>16</b>	<b>1</b>	<b>0</b>	<b>1.0</b>	<b>1</b>

KICK RET.	G	No.	Yds	TD	Lg	Avg/R	Avg/G
2010	4	1	11	0	11	11.0	2.8
2012	12	10	102	0	27	10.2	8.5
<b>TOTAL</b>	<b>16</b>	<b>11</b>	<b>113</b>	<b>0</b>	<b>27</b>	<b>10.3</b>	<b>7.1</b>



# Kenneth Pinkard 15

**Defensive Back • Junior**  
**RS • 5-10 • 185**  
**Dallas, TX • Trinity Valley CC**

**Previous:** Pinkard played 11 games in two years at Trinity Valley Community College. He earned the NJCAA National Defensive Player of the Week recognition after recording 10 tackles, two pass break-ups, two forced fumbles, a fumble recovery and an interception in a win over Kilgore. Pinkard originally planned to head west and attend the Univ. of Washington but changed his mind after head coach Tyrone Willingham left. **High School:** Pinkard attended South Oak Cliff High School in Dallas. **Personal:** Pinkard is majoring kinesiology.



# Daniel Ramirez 30

**Linebacker**  
**Freshman • RS • 6-2 • 196**  
**Harlingen, TX • Harlingen HS**

**2012:** Ramirez redshirted his first year at A&M-Kingsville. **High School:** Ramirez prepped at Harlingen High School. He had 113 tackles and two interceptions as a senior. **Personal:** He is the son of Mike and Missy Ramirez. Ramirez is majoring in marketing.



# Shane Prater 87

**Wide Receiver**  
**Senior • 1L • 5-11 • 175**  
**Omaha, NE • Iowa Western CC**

**2012:** Prater had four catches for 108 yards with a touchdown in five games. His first catch as a member of the Javelinas was a 51-yard touchdown against Tarleton. Prater had two catches for 52 yards against Angelo including a reception for 36 yards. He also had three kick returns for 36 yards. **2011:** Prater redshirted his first year at Texas A&M-Kingsville. He showed big play ability in the spring game. **Previous:** Prater originally signed with the Iowa and redshirted the 2008 season. He transferred to Iowa Western Community College where he played for two years. **High School:** Prater was on the track, football and basketball teams at Omaha Central High School. He earned honorable mention all-state and all-district honors as a senior. He led OCHS to a state title as a senior while tallying 1,172 receiving yards and 18 touchdowns. On defense he recorded 79 tackles, one interception, four forced fumbles and eight passes defended as a defensive back. His basketball team was ranked No. 1 in the state of Nebraska. He won state championships in the 100, 200 and 400 meters and as part of 4X400 relay. He was a member of the Elite Honor Roll (3.56 or above GPA) and Rotary Honor Roll. **Personal:** Prater is the son of James Prater and Cynthia Fentress and is studying criminology. His twin brother, Shaun, played for Iowa.



# Devon Rhodes 43

**Defensive End**  
**Junior • 2L • 6-1 • 198**  
**Langham Creek, TX • Langham Cr. HS**

**2012:** Rhodes appeared in nine games posting nine tackles and 1.5 sacks. He had a season-high three tackles and a sack versus Central Washington. **2011:** Rhodes played in nine games as part of the defensive line rotation. **2010:** Rhodes redshirted his first year. **High School:** Rhodes was a 2-time honorable mention all-District 15-5A performer in football and basketball at Langham Creek. He led both to the playoffs in back-to-back years. As a senior, the basketball team advanced to the state quarterfinals. He earned a Lonestar Degree in FFA. **Personal:** Rhodes is the son of Dwight and Margaret Rhodes and is studying industrial management.

RHODES CAREER STATS										
TACKLES	G	UA	A	Tot	TFL	Yds	PD	FF	FR	BLKD
2011	9	3	1	4	0.0	0	0	0	0	0
2012	9	3	6	9	1.5	13	1	0	0	0
<b>TOTAL</b>	<b>18</b>	<b>6</b>	<b>7</b>	<b>13</b>	<b>1.5</b>	<b>13</b>	<b>1</b>	<b>0</b>	<b>0</b>	<b>0</b>

SACKS	G	UA	A	Total	Yds
2011	9	0	0	0.0	0
2012	9	1	1	1.5	13
<b>TOTAL</b>	<b>18</b>	<b>1</b>	<b>1</b>	<b>1.5</b>	<b>13</b>

PRATER CAREER STATS								
RECEIVING	G	Rec	Yds	TD	Lg	Rec/G	Avg/C	Avg/G
2012	5	4	108	1	51	0.8	27.0	21.6
<b>TOTAL</b>	<b>5</b>	<b>4</b>	<b>108</b>	<b>1</b>	<b>51</b>	<b>0.8</b>	<b>27.0</b>	<b>21.6</b>

SCORING	G	TD	Rush	Pass	Retn	PAT	2PAT	FG	Tot	Avg/G
2012	5	1	0	1	0	0	0	0	6	1.2
<b>TOTAL</b>	<b>5</b>	<b>1</b>	<b>0</b>	<b>1</b>	<b>0</b>	<b>0</b>	<b>0</b>	<b>0</b>	<b>6</b>	<b>1.2</b>

KICK RET.	G	No.	Yds	TD	Lg	Avg/R	Avg/G
2012	5	3	36	0	15	12.0	7.2
<b>TOTAL</b>	<b>5</b>	<b>3</b>	<b>36</b>	<b>0</b>	<b>15</b>	<b>12.0</b>	<b>7.2</b>



*I chose*  
Division II



*Alex Rios*

*10*

**Quarterback**  
**Freshman • RS • 6-0 • 171**  
**San Antonio, TX • McCollum HS**

**2012:** Rios redshirted his first year at Texas A&M-Kingsville. He had a tremendous spring game throwing going 10-of-12 for 100 yards with two touchdowns. He also rushed for 48 yards in the game. **High School:** Rios was named the offensive MVP of District 28-4A. He threw for over 1,800 as a junior and senior. **Personal:** Rios is majoring in education.



*Mark Savere*

*41*

**2012:** Savere played in 12 games with eight starts including the final seven games. He was fourth on the team with 53 tackles with 2.5 for a loss. Savere tied for a team-high with 14 tackles against Eastern New Mexico bettering his prior best of eight. He recovered a fumble at Commerce in the end zone for a score. Savere tied for second with two interceptions with both at Tarleton earning LSC Defensive Player of the Week honors. He returned the two for a combined 51 yards. **2011:** Savere played in the final nine games. He had a season-high four tackles and a half tackle for loss against Lindenwood. He forced a fumble against Tarleton. He finished with 16 tackles as a reserve. **High School:** Savere earned first team all-district and second team all-area honors at Warren High School as a senior. He led the team with 147 tackles. He led his team to three Bi-District titles and three area finals. **Personal:** Savere is the son of Mark Savere and Lisa Williams and is studying business management. He cousin played, Eric Brown, played in the NFL.

SAVERE CAREER STATS							
INTs	G	No.	Yds	TD	Lg	Avg/R	Avg/G
2011	9	0	0	0	0	0.0	0.0
2012	12	2	51	0	49	25.5	4.2
<b>TOTAL</b>	<b>21</b>	<b>2</b>	<b>51</b>	<b>0</b>	<b>49</b>	<b>25.5</b>	<b>2.4</b>

TACKLES	G	UA	A	Tot	TFL	Yds	PD	FF	FR	BLKD
2011	9	8	8	16	0.5	1	0	1	0	0
2012	12	20	33	53	2.5	7	5	0	1	0
<b>TOTAL</b>	<b>21</b>	<b>28</b>	<b>41</b>	<b>69</b>	<b>3.0</b>	<b>8</b>	<b>5</b>	<b>1</b>	<b>1</b>	<b>0</b>

SCORING	G	TD	Rush	Pass	Retn	PAT	2PAT	FG	Tot	Avg/G
2011	9	0	0	0	0	0	0	0	0	0.0
2012	12	1	0	0	1	0	0	0	6	0.5
<b>TOTAL</b>	<b>21</b>	<b>1</b>	<b>0</b>	<b>0</b>	<b>1</b>	<b>0</b>	<b>0</b>	<b>0</b>	<b>6</b>	<b>0.3</b>



*Fletcher Robinson*

*82*

**Wide Receiver**  
**Junior • 2L • 5-9 • 158**  
**Edna, TX • Edna HS**

**2012:** Robinson did not play in 2012. **2011:** Robinson played in 10 games. He rushed once for three yards, had a catch for nine yards, and a 20-yard kickoff return. He had four tackles on special teams. **2010:** Robinson appeared in a few games for the Javelinas. He had two carries for three yards and had one catch for 17 yards at Incarnate Word. **2009:** Robinson redshirted in 2009. **High School:** Robinson was a three-time first team all-district choice. He rushed for 1,086 yards and 10 TDs while averaging 7.5 yards a carry as a senior. He was first team all-district guard in basketball. He earned 13 letters. **Personal:** Robinson is the son of Fletcher and Deloris Robinson and is studying sociology.



*Kamen Ruelas*

*44*

**Linebacker**  
**Junior • 2L • 5-11 • 225**  
**Victoria, TX • St. Joseph HS**

**2012:** Ruelas appeared in 11 contests for the second-straight season. He was a key member of the special teams and a reserve linebacker. He had six tackles and tied his best with two tackles against Midwestern State. **2011:** Ruelas played in every game on special teams and as a backup linebacker. He had two tackles against ACU. **2010:** Ruelas redshirted his first year at A&M-Kingsville. **High School:** Ruelas earned second team All-Victoria Advocate and first team TAPPS Division II All-District 3 honors at St. Joseph HS as a senior. He earned TAPPS Division II All-State honors after rushing for 1,353 yards and 15 TDs. He led St. Joseph to three playoff appearances including a semifinal appearance in 2007. **Personal:** Ruelas is the son of Romeo and Blanche Ruelas and is studying kinesiology. His older brother, Winston, plays football at Texas State football team.

RUELAS CAREER STATS										
TACKLES	G	UA	A	Tot	TFL	Yds	PD	FF	FR	BLKD
2011	11	3	1	4	0.0	0	0	0	0	0
2012	11	0	6	6	0.0	0	0	0	1	0
<b>TOTAL</b>	<b>22</b>	<b>3</b>	<b>7</b>	<b>10</b>	<b>0.0</b>	<b>0</b>	<b>0</b>	<b>0</b>	<b>1</b>	<b>0</b>



*Cornelius Shackelford*

*34*

**Running Back**  
**Senior • 1L • 5-9 • 210**  
**Tyler, TX • Lamar Univ.**

**2012:** Shackelford, who is transitioning to running back, finished his first season with six starts in 12 games. He ended the year with 28 tackles including 16 solo. He had six tackles for a loss with one sack. He recorded five tackles against Midwestern State and six at Tarleton. **Previous:** Shackelford began his collegiate career at Kilgore Community College where he was before transferring to Lamar University. **High School:** Shackelford prepped at John Tyler High School.

SCHACKELFORD CAREER STATS										
TACKLES	G	UA	A	Tot	TFL	Yds	PD	FF	FR	BLKD
2012	12	20	33	53	2.5	7	5	0	1	0
<b>TOTAL</b>	<b>21</b>	<b>28</b>	<b>41</b>	<b>69</b>	<b>3.0</b>	<b>8</b>	<b>5</b>	<b>1</b>	<b>1</b>	<b>0</b>



**Cade Shaw**

**65**

**Offensive Line**  
**Sophomore • SQ • 6-4 • 290**  
**Corpus Christi, TX • Rice Univ.**

**2012:** Shaw did not play in 2012. **Previous:** Shaw transferred from Rice. **High School:** Shackelford played at Calallen High School where he was a two-time, All-District 31-4A selection. He was named the district's outstanding offensive lineman as a senior Shaw also earned All-Metro and All-South Texas honors as a senior after being named second-team as a junior. He was a two-time academic all-district choice. **Personal:** He is the son of Mitch and Teresa Shaw. He is majoring in general business.



**Matt Stoll**

**18**

**Placekicker**  
**Senior • 3L • 5-11 • 178**  
**College Station, TX • A&M Consol. HS**

**2012:** Stoll earned honorable mention All-LSC honors after scoring 82 points. He twice earned Lone Star Conference Special Teams Player of the Week. Stoll converted 17 of 23 field goals and 31-of-37 extra-point attempts. He scored 10-or-more points four times with a season-best 11 against Central Washington. Stoll ranked amongst the national leaders for much of the season. He converted 14-of-27 field goals under 40 yards with a season-long kick of 45. Stoll hit three field goals on three different times hitting his last five to end the season. **2011:** Stoll had one of the most accurate field goal kicking seasons in school history going 9-of-10. He was named the LSC Special Teams Player of the Week after booting a game-tying 49-yard field goal as time expired at Angelo State. He went 3-for-3 in both extra points and field goals in the game. He drilled two fields against both A&M-Commerce and Tarleton. His only miss of the year was due to a bad snap that led to a blocked kick. He was 34-of-41 on extra-point tries. He averaged 59.0 yards on his kickoffs. **2010:** Stoll was the team's main punter for the first nine games of the season and was also used on kickoffs. He had four kicks for an average of 46.2 yards with a long of 61 yards at East Central. He had a season long kick of 62 yards and had three kicks downed inside the 20-yard line at Tarleton State. He averaged 55.4 yards per kickoff and 36.9 yards per punt on the season. **2009:** Stoll redshirted his first year at Texas A&M-Kingsville. **High School:** Stoll earned Second Team All-District 12-A as both a kicker and punter as a senior. **Personal:** Stoll is the son of Mike and Debi Stoll and is studying in exercise science.

STOLL CAREER STATS					
FGs	G	Att	Made	Lg	Pct
2010	11	0	0	0	0.0
2011	11	10	9	49	90.0
2012	12	23	17	45	73.9
<b>TOTAL</b>	<b>34</b>	<b>33</b>	<b>26</b>	<b>49</b>	<b>78.8</b>

PUNTING					
	G	No.	Yards	Lg	Avg
2010	11	42	1549	62	36.9
2011	11	0	0	0	0.0
2012	12	0	0	0	0.0
<b>TOTAL</b>	<b>34</b>	<b>42</b>	<b>1549</b>	<b>62</b>	<b>36.9</b>



**Andrew Shows**

**88**

**Offensive Line**  
**Sophomore • SQ • 6-3 • 211**  
**Corpus Christi, TX • Calallen HS**

**2012:** Shows saw limited action in 2012. He moved to tight end during the spring. **2011:** Shows redshirted his first year at Texas A&M-Kingsville. **High School:** Shows helped lead Calallen High School to three state playoff appearances, including a Semifinal spot as a senior. As a senior, he was named the Most Outstanding Offensive Lineman in the district and earned First Team All-South Texas and honorable mention All-State honors. As a junior, he was a first team all-district and Third Team All-South Texas selection. He was named Academic All-District on two occasions. **Personal:** Shows is the son of Lindsey and Mary Shows and is studying natural gas engineering.



**Mason Stewart**

**45**

**Linebacker**  
**Sophomore • SQ • 6-2 • 210**  
**Houston, TX • Memorial HS**

**2012:** Stewart redshirted his first year at Texas A&M-Kingsville. **High School:** Stewart earned honorable mention all-district honors as a defensive end in his sophomore and junior seasons at Memorial High School. As a senior, he was named first team all-district as a linebacker. He led the team to a District 18-5A championship as a sophomore, two 5A State semi-final appearances and one quarter-final appearance. He is an Eagle Scout and a Second Baptist JUMP Leader. **Personal:** Stewart is the son of Danny and Cristie Stewart and plans to study natural gas engineering.



**Peyton  
Tilley** **29**

**Wide Receiver**  
**Freshman • RS • 6-2 • 193**  
**Leander, TX • Leander HS**

**2012:** Tilley redshirted his first year at Texas A&M-Kingsville. **High School:** Tilley earned Second Team All-District 16-5A as a senior and was a three-time academic all-district selection. He helped lead his team to a 2011 district title and three playoff appearances. **Personal:** Tilley plans to study kinesiology.



**Joshua  
Vallejo** **54**

**Defensive Tackle**  
**Sophomore • SQ • 6-0 • 280**  
**Brownsville, TX • Porter HS**

**2012:** Vallejo was on the Javelina roster but did not appear in a game. **2011:** Vallejo redshirted his first year at A&M-Kingsville. **High School:** Vallejo played football and basketball at Porter High School. He earned first team all-district honors and was the team's defensive MVP. **Personal:** Vallejo is the son of Jesus and Veronica Vallejo and is studying communication.



**Bo  
Villareal** **64**

**Offensive Line**  
**Freshman • RS • 6-5 • 258**  
**San Antonio, TX • McCollum HS**

**2012:** Villareal redshirted his first year at A&M-Kingsville. **High School:** Villareal played football at McCollum High School in San Antonio. He earned first-team, all-district honors as a senior. **Personal:** Villareal is studying kinesiology.



**Anthony  
Washington** **19**

**Wide Receiver**  
**Junior • 2L • 5-9 • 165**  
**Cypress, TX • Cy Springs HS**

**2012:** Washington was a special teams standout. He returned 10 kicks for 188 yards including five for 86 yards against Valdosta State. He also had 14 solo tackles and four assisted tackles. **2011:** Washington did not play in 2011. **2010:** Washington appeared in four games in 2010 for a Division II Playoff team. He had three tackles as a defensive back and also returned one kick for 11 yards. **2009:** Washington redshirted his first year at A&M-Kingsville. **High School:** Washington was a two-time all-district choice earning First Team honors as a senior. He was the team's MVP and defensive player of the year. **Personal:** Washington is the son of Anthony and Alicia Washington and is majoring general business. **Other:** Washington is a two-time track All-American for the Javelinas.

WASHINGTON CAREER STATS							
KICK RET.	G	No.	Yds	TD	Lg	Avg/R	Avg/G
2010	4	1	11	0	11	11.0	2.8
2012	12	10	102	0	27	10.2	8.5
<b>TOTAL</b>	<b>16</b>	<b>11</b>	<b>113</b>	<b>0</b>	<b>27</b>	<b>10.3</b>	<b>7.1</b>

TACKLES	G	UA	A	Tot	TFL	Yds	PD	FF	FR	BLKD
2010	4	3	0	3	0.0	0	0	0	0	0
2012	12	14	4	18	0.0	0	0	1	1	0
<b>TOTAL</b>	<b>16</b>	<b>17</b>	<b>4</b>	<b>21</b>	<b>0.0</b>	<b>0</b>	<b>0</b>	<b>1</b>	<b>1</b>	<b>0</b>



**Kerry  
Wheatfall, Jr.** **27**

**Defensive Back**  
**Senior • RS • 5-10 • 180**  
**Navasota, TX • Blinn College**

**2012:** Wheatfall appeared in nine games on special teams and in the defensive backfield. He recorded 14 total tackles on the season with one sack at Tarleton. He had a season-best four solo tackles at Valdosta State. **2011:** Wheatfall was on his way to a solid season for the Javelinas when he suffered a season-ending injury at Midwestern State. Prior to the injury he had returned a blocked extra point for a defensive conversion. He had a season high eight tackles against West Texas A&M at Cowboys Stadium. **Previous:** Wheatfall was at Blinn College for two years. He was a redshirt on the 2009 NJCAA National Championship team. **High School:** Wheatfall earned third team all-state honors as a kick returner during his senior year at Navasota High School. He earned second team all-district honors as a junior and first team honors as a senior. He was also a first team all-district selection in hoops. **Personal:** Wheatfall is the son of Kerry Wheatfall, Sr. and Cinderella Baker and is studying kinesiology.

WHEATFALL CAREER STATS										
TACKLES	G	UA	A	Tot	TFL	Yds	PD	FF	FR	BLKD
2011	4	8	6	14	0.0	0	1	0	0	0
2012	9	10	4	14	1.0	1	2	0	0	0
<b>TOTAL</b>	<b>13</b>	<b>18</b>	<b>10</b>	<b>28</b>	<b>1.0</b>	<b>1</b>	<b>3</b>	<b>0</b>	<b>0</b>	<b>0</b>

SCORING	G	TD	Rush	Pass	Retn	PAT	2PAT	FG	Tot	Avg/G
2011	4	0	0	0	0	0	0	0	2	0.5
2012	9	0	0	0	0	0	0	0	0	0.0
<b>TOTAL</b>	<b>13</b>	<b>0</b>	<b>0</b>	<b>0</b>	<b>0</b>	<b>0</b>	<b>0</b>	<b>0</b>	<b>2</b>	<b>0.2</b>



# Robert Williams 2

**Defensive End**  
**Senior • 1L • 6-3 • 263**  
**Dallas, TX • Frank Phillips JC**

**2012:** Williams in first season of collegiate football Williams appeared in 11 games with four starts at defensive end. The senior, who had a career-best seven tackles with six solo against Eastern New Mexico, finished the season with 35 total tackles. Williams finished with 5.5 tackles for a loss including three sacks showing his athleticism. He had two forced fumbles one against Angelo State and one versus Emporia State **Previous:** Williams was a two-year starter for the Javelina basketball program leading the team to a pair of LSC tournament appearances and one NCAA appearance. He averaged 13 points and nearly seven rebounds per game for his career. Williams averaged 16.8 points and 8.7 rebounds per game while hitting 56% of his shots at Frank Phillips JC in 2007-08. He led the team with 15 blocks and was second with 51 steals. As a freshman, he averaged 13 points and eight boards a game at McClennan JC. **High School:** Williams played basketball at Dallas Kimball High School. He earned all-district honors while averaging 17 points and 10 rebounds. He led his team to the quarterfinals of the state tourney. He earned all-area and all-district honors in football and was named the Defensive Player of the Year. **Personal:** Williams is the son of Robert and Betty Williams and is studying sociology. His sister, Erica, ran track at Purdue and his father played football at West Texas A&M.

WILLIAMS CAREER STATS											
TACKLES	G	UA	A	Tot	TFL	Yds	PD	FF	FR	BLKD	
2012	11	19	16	35	5.5	32	2	1	1	0	
<b>TOTAL</b>	<b>11</b>	<b>19</b>	<b>16</b>	<b>35</b>	<b>5.5</b>	<b>32</b>	<b>2</b>	<b>1</b>	<b>1</b>	<b>0</b>	

SACKS	G	UA	A	Total	Yds
2012	11	2	2	3.0	23
<b>TOTAL</b>	<b>11</b>	<b>2</b>	<b>2</b>	<b>3.0</b>	<b>23</b>



*Anthony Washington*



# Jake Willingham 81

**Tight End**  
**Senior • 3L • 6-1 • 203**  
**Van Alstyne, TX • Van Alstyne HS**

**2012:** Willingham appeared in 11 of 12 games at tight end earning honorable mention All-LSC honors. He finished with 14 catches for 240 yards, and three TDs. Willingham began the season with a 48-yard TD catch against Central Washington. He also had TD catches against Valdosta State and Emporia State. Willingham had three catches for 70 yards in the Kanza Bowl. **2011:** Willingham flashed his skills in back-to-back games. He had three catches for 47 yards in a win at Incarnate Word and then had three catches for 39 yards and a TD against Tarleton. **2010:** Willingham appeared in nine games and made one start at tight end. **2009:** Willingham redshirted his first year at Kingsville. **High School:** Willingham passed for 2,400 yards and 29 TDs en route to earning second team all-state, first team All-Texomaland and District MVP honors. **Personal:** Willingham is the son of Cindy Willingham and is studying criminology.

WILLINGHAM CAREER STATS								
RECEIVING	G	Rec	Yds	TD	Lg	Rec/G	Avg/C	Avg/G
2010	9	0	0	0	0	0.0	0.0	0.0
2011	8	7	89	1	24	0.9	12.7	11.1
2012	11	14	240	3	48	1.3	17.1	21.8
<b>TOTAL</b>	<b>28</b>	<b>21</b>	<b>329</b>	<b>4</b>	<b>48</b>	<b>0.8</b>	<b>15.7</b>	<b>11.8</b>

SCORING	G	TD	Rush	Pass	Retn	PAT	2PAT	FG	Tot	Avg/G
2010	9	0	0	0	0	0	0	0	0	0.0
2011	8	1	0	1	0	0	0	0	6	0.8
2012	11	3	0	3	0	0	0	0	18	1.6
<b>TOTAL</b>	<b>28</b>	<b>4</b>	<b>0</b>	<b>4</b>	<b>0</b>	<b>0</b>	<b>0</b>	<b>0</b>	<b>24</b>	<b>0.9</b>



# Mike Yarbrough 47

**Linebacker**  
**Junior • 2L • 6-1 • 203**  
**Rosharon, TX • Manvel HS**

**2012:** Yarbrough played in seven games and was credited with four tackles, two tackles for a loss and a sack. He recorded his first solo tackle with a tackle for a loss against Commerce. Yarbrough had two tackles and a sack against Eastern New Mexico. **2011:** Yarbrough appeared in four games. **2010:** Yarbrough redshirted his first year at Kingsville. **High School:** Yarbrough earned first team All-District 24-4A honors as a senior at Manvel HS. **Personal:** Yarbrough is the son of Felicita Curiel and is studying kinesiology.

YARBROUGH CAREER STATS										
TACKLES	G	UA	A	Tot	TFL	Yds	PD	FF	FR	BLKD
2011	4	0	0	0	0.0	0	0	0	0	0
2012	7	2	2	4	2.0	9	0	0	0	0
<b>TOTAL</b>	<b>11</b>	<b>2</b>	<b>2</b>	<b>4</b>	<b>2.0</b>	<b>9</b>	<b>0</b>	<b>0</b>	<b>0</b>	<b>0</b>

SACKS	G	UA	A	Total	Yds
2011	4	0	0	0.0	0
2012	7	1	0	1.0	4
<b>TOTAL</b>	<b>11</b>	<b>1</b>	<b>0</b>	<b>1.0</b>	<b>4</b>

# 2012 Season In Review



## CENTRAL WASHINGTON A&M-KINGSVILLE

7  
35 #24 A&M-KINGSVILLE  
#9 ABILENE CHRISTIAN

16  
13 #14 A&M-KINGSVILLE  
West Texas A&M

10  
40

SEPTEMBER 1, 2012

KINGSVILLE, TEXAS - JAVELINA STADIUM

ATTENDANCE: 9,638

### SCORING SUMMARY

	1	2	3	4	Final
C. Washington (0-1)	0	7	0	0	7
A&M-Kingsville (1-0)	3	9	16	7	35

Qtr	Time	Scoring play (Conversion)	Score
1st	1:17	AMK-Stoll 23 yd field goal	0-3
2nd	5:34	AMK-Stoll 29 yd field goal	0-6
2nd	1:20	AMK-Woodson 14 yd run (Stoll miss)	0-12
2nd	0:07	CWU-Moore 15 pass from Robertson (Burke kick)	7-12
3rd	11:38	AMK-Woodson 14 yd run (Stoll miss)	7-18
3rd	8:25	AMK-Armstrong 2 yd pass from Poppell (Stoll kick)	7-25
3rd	2:26	AMK-Stoll 38 yd field goal	7-28
4th	9:21	AMK-Willingham 48 yd pass from Poppell (Stoll kick)	7-35

### TEAM STATISTICS

Team Statistics	CWU	AMK
First Downs	18	15
Rushes-Yards (NET)	30-98	35-114
Passing Yards (NET)	253	196
Passes Att-Comp-Int	42-21-2	33-18-0
Total Offense Plays-Yards	72-351	68-310
Fumble Returns-Yards	0-0	0-0
Punt Returns-Yards	2-0	4-38
Kickoff Returns-Yards	5-99	2-21
Interception Returns-Yards	0-0	2-84
Punts (Number-Avg)	7-35.0	7-40.6
Fumbles-Lost	3-2	2-0
Penalties-Yards	6-63	7-60
Possession Time	27:11	32:49
Third-Down Conversions	5 of 16	5 of 17
Fourth-Down Conversions	0 of 1	1 of 1
Red-Zone Scores-Chances	1-3	6-6
Sacks By: Number-Yards	2-18	4-36

**Kickoff time:** 7:00 pm **Ending Time:** 10:04 pm **Elapsed:** 3:04  
**Officials:** Referee: Alex Sasser; Umpire: Lubin Garcia;  
Linesman: Gary Speed; Line judge: Darren McDaniel; Back  
judge: Kenneth McCants; Field judge: Alan Baronoskie;  
Side judge: Michael Houston  
**Temp.:** 82 F **Wind:** 14 SE **Weather:** Sunny

### INDIVIDUAL STATISTICS

**RUSHING:** CWU- Demetrius Sumler 17-92; Ishmael Stinson 6-17; Darius Banks 3-11; Ryan Robertson 4-minus 22. AMK-Jonathan Woodson 15-71; Randall Toney 9-35; Nate Poppell 6-4; Marquise Cardinal 2-4; Anthony Johnson 2-1; TEAM 1-minus 1.

**PASSING:** CWU- Ryan Robertson 21-37-2-253; Darius Banks 0-4-0-0; TEAM 0-1-0-0. AMK-Nate Poppell 15-30-0-159; Bryan Ehrlich 2-2-0-5; Steve Harris 1-1-0-32.

**RECEIVING:** CWU-Tavoy Moore 5-74; Robert Akeo-Orr 3-48; Leon LaDeaux 3-21; Griffin Squires 3-18; Ishmael Stinson 2-37; Demetrius Sumler 2-20; Greg Logan 1-16; Dalton Thomas 1-15; Taylor McAllister 1-4. AMK-Jonathan Woodson 4-21; Clyde Lee 3-34; Sherman Batiste 3-31; Robert Armstrong 2-8; Jake Willingham 1-48; T.J. McCullough 1-32; Chandler Hill 1-12; Anthony Johnson 1-5; C.J. Griggs 1-4; Darryl Malone 1-1.

**INTERCEPTIONS:** CWU-None. AMK-Steve Harris 1-51; Jeremy Aguilar 1-33.

**FUMBLES:** CWU - Darius Banks 1-0; Tavoy Moore 1-1; Demetrius Sumler 1-1. AMK-Nate Poppell 1-0; Joseph Vela 1-0.

**SACKS (UA-A):** CWU-Donnie Johnson 1-0; Stan Langlow 0-1; Jarrel Johnson 0-1. AMK-Zane Brown 1-0; DeAndre Savage 0-1; Cornelius Shackelford 1-0; DeVon Rhodes 1-0; Robert Williams 0-1.

**TACKLES (UA-A, min 5):** CWU-Stan Langlow 5-5; Louie Bruketta 5-3; Kevin Puckett 2-6; Riley Wall Riley 3-2. AMK-Steve Harris 5-3; Mark Savere 3-5; Cornelius Shackelford 4-1; Trevor Pesek 2-3.

SEPTEMBER 8, 2012

ABILENE, TEXAS - SHOTWELL STADIUM

ATTENDANCE: 7,435

### SCORING SUMMARY

	1	2	3	4	Final
A&M-Kingsville (2-0, 1-0)	0	10	3	3	16
Abilene Christian (1-1, 0-1)	6	0	0	7	13

Qtr	Time	Scoring play (Conversion)	Score
1st	0:00	ACU-Gabriel 7 yd run (Lineberry miss)	0-6
2nd	9:31	AMK-Armstrong 22 yd pass from Poppell (Stoll kick)	7-6
2nd	1:09	AMK-Stoll 35 yd field goal	10-6
3rd	7:06	AMK-Stoll 29 yd field goal	13-6
4th	14:57	AMK-Stoll 31 yd field goal	16-6
4th	14:45	ACU-Harkless 65 yd run (Lineberry kick)	16-13

### TEAM STATISTICS

Team Statistics	AMK	ACU
FIRST DOWNS	21	11
Rushes-Yards (NET)	34-58	25-92
Passing Yards (NET)	372	137
Passes Att-Comp-Int	50-33-0	32-13-1
Total Offense Plays-Yards	84-430	57-229
Fumble Returns-Yards	0-0	0-0
Punt Returns-Yards	2-15	0-0
Kickoff Returns-Yards	1-14	2-39
Interception Returns-Yards	1-0	0-0
Punts (Number-Avg)	6-39.3	7-41.1
Fumbles-Lost	3-2	3-1
Penalties-Yards	11-85	3-30
Possession Time	37:33	22:27
Third-Down Conversions	7 of 19	5 of 15
Fourth-Down Conversions	2 of 2	0 of 1
Red-Zone Scores-Chances	3-5	1-1
Sacks By: Number-Yards	4-14	2-11

**Kickoff time:** 6:00 pm **Ending Time:** 9:13 pm **Elapsed:** 3:23  
**Officials:** Referee: Dwayne McKee; Umpire: Stephen Borgman; Linesman: Brad Morrow; Line judge: Edgar Reed;  
Back judge: Keith Schooby; Field judge: Charles Colston;  
Side judge: Cory Hord

**Temp.:** 84 F **Wind:** 14 NNE **Weather:** Mostly Sunny

### INDIVIDUAL STATISTICS

**RUSHING:** AMK-Jonathan Woodson 15-37; Randall Toney 7-25; Anthony Johnson 1-3; Nate Poppell 8-0; TEAM 3-minus 7. ACU-D.C.-Harkless 4-67; Travis Tarver 12-21; Taylor Gabriel 1-7; Marcel Threat 1-3; Mitchell Gale 7-minus 6.

**PASSING:** AMK-Nate Poppell 33-50-0-372. ACU-Mitchell Gale 13-31-1-137; Cade Stone 0-1-0-0.

**RECEIVING:** AMK-Sherman Batiste 10-128; Robert Armstrong 10-94; Joseph Vela 5-84; Clyde Lee 3-36; Jonathan Woodson 3-14; Jake Willingham 2-16. ACU-D.C.-Harkless 4-36; Taylor Gabriel 3-35; D. Thompson 3-33; Jonathan Parker 1-16; Darian Hogg 1-12; Travis Tarver 1-5.

**INTERCEPTIONS:** AMK-Rockeem Collins 1-0. ACU-None.

**FUMBLES:** AMK-Nate Poppell 2-2; TEAM 1-0. ACU-D.C.-Harkless 1-0; Marcel Threat 1-1; Mitchell Gale 1-0.

**SACKS (UA-A):** AMK-Marquis Singleton 2-0; Robert Williams 0-1; Zane Brown 0-1; Trevor Pesek 1-0. ACU-Rob Boyd 1-0; Nick Richardson 1-0.

**TACKLES (UA-A, min 5):** AMK-Jeremy Aguilar 2-7; Anthony Forker 4-2. ACU-L.B. Suggs 3-8; Justin Stephens 5-5; Thor Woerner 4-3; Ryan Smith 2-4; Melvin Shead 1-5; Justin Stewart 3-2; Caleb Withrow 2-3.

SEPTEMBER 15, 2012

ARLINGTON, TEXAS - COWBOYS STADIUM

ATTENDANCE: 19,134

### SCORING SUMMARY

	1	2	3	4	Final
A&M-Kingsville (2-1, 1-1)	3	0	0	7	10
West Texas A&M (1-1, 1-0)	7	3	14	16	40

Qtr	Time	Scoring play (Conversion)	Score
1st	12:13	WT-Hammargren 13 yd pass from Vaughan (Castillo kick)	0-7
1st	3:24	AMK-Stoll 33 yd field goal	3-7
2nd	3:51	WT-Castillo 38 yd field goal	3-10
3rd	7:17	WT-Ratliff 32 yd pass from Vaughan (Castillo kick)	3-17
3rd	2:19	WT-Ratliff 4 yd pass from Vaughan (Castillo kick)	3-24
4th	10:14	AMK-Batiste 6 yd pass from Poppell (Stoll kick)	10-24
4th	6:36	WT-Robinson 7 yd run (Castillo kick)	10-31
4th	5:41	WT-Metcalf 25 yd fumble recovery (Castillo kick)	10-38
4th	1:24	WT-Sobnosky safety	10-40

### TEAM STATISTICS

Team Statistics	AMK	WT
First Downs	19	18
Rushes-Yards (NET)	35-88	27-112
Passing Yards (NET)	197	256
Passes Att-Comp-Int	35-21-1	30-20-0
Total Offense Plays-Yards	70-285	57-368
Fumble Returns-Yards	0-0	1-25
Punt Returns-Yards	3-10	3-90
Kickoff Returns-Yards	5-119	4-90
Interception Returns-Yards	0-0	1-0
Punts (Number-Avg)	7-42.4	6-39.0
Fumbles-Lost	2-2	1-1
Penalties-Yards	6-52	4-18
Possession Time	34:14	25:46
Third-Down Conversions	4 of 15	1 of 9
Fourth-Down Conversions	1 of 1	0 of 0
Red-Zone Scores-Chances	2-2	4-4
Sacks By: Number-Yards	3-22	2-13

**Kickoff time:** 8:00 pm **Ending Time:** 10:48 pm **Elapsed:** 2:48  
**Officials:** Referee: Joe Horn; Umpire: Timothy Hendrix;  
Linesman: Troy Wolfe; Line judge: Tony Wright, Jr; Back  
judge: Nathan Blackwood; Field judge: Anthony Bass; Side  
judge: Randy Adams

**Temp.:** 72 F **Wind:** Indoor **Weather:** Indoor

### INDIVIDUAL STATISTICS

**RUSHING:** AMK-Randall Toney 10-42; Jonathan Woodson 16-36; Anthony Johnson 4-9; Nate Poppell 4-2; Bryan Ehrlich 1-minus 1. WT-Khiry Robinson 17-110; Jeremy Alridge 3-8; TEAM 2-minus 2; Dustin Vaughan 5-minus 4.

**PASSING:** AMK-Nate Poppell 19-32-1-188; Bryan Ehrlich 2-3-0-9. WT-Dustin Vaughan 19-29-0-250; Luke Halpin 1-1-0-6.

**RECEIVING:** AMK-Sherman Batiste 6-86; Robert Armstrong 5-31; Jonathan Woodson 4-38; Joseph Vela 3-34; Patrick LaFluer 2-8; C.J. Griggs 1-0. WT-N. Slaughter 5-51; T. Hammargren 4-44; Lance Ratliff 3-76; Torrence Allen 3-46; Khiry Robinson 3-28; Jarrian Rhone 1-6; Sidney Parker 1-5.

**INTERCEPTIONS:** AMK-None. WT-Torian Oakley 1-0.

**FUMBLES:** AMK-Robert Armstrong 1-1; T.J. McCullough 1-1. WT-Khiry Robinson 1-1.

**SACKS (UA-A):** AMK-Ricky Marshall 0-1; Darnell Hicks 1-0; DeVon Rhodes 0-1. WT-Tyrell Higgins 0-1; Taylor McCuller 0-1; Chris Olson 0-1; L. Lehaulil 0-1.

**TACKLES (UA-A, min 5):** AMK-Jeremy Aguilar 5-4; Anthony Forker 3-3. WT-Taylor McCuller 8-7; Kyle Voss 5-3; Curtis Slater 4-4; Tyrell Higgins 2-3; Jordan Smith 2-3; Shane Sobnosky 2-3.

**#15 MIDWESTERN STATE**  
**A&M-KINGSVILLE**

**45**  
**28** **A&M-KINGSVILLE**  
**A&M-COMMERCE**

**14**  
**21** **NORTH ALABAMA**  
**A&M-KINGSVILLE**

**21**  
**16**

SEPTEMBER 22, 2012  
KINGSVILLE, TEXAS - JAVELINA STADIUM  
ATTENDANCE: 8,136

**SCORING SUMMARY**

	1	2	3	4	Final
Midwestern St. (2-1, 2-0)	7	28	0	10	45
A&M-Kingsville (2-2, 1-2)	0	7	7	14	28

Qtr	Time	Scoring play (Conversion)	Score
1st	8:03	MSU- Freeman 15 yd pass from Kelsey (Saladino kick)	7-0
2nd	11:10	MSU- Jackson 1 yd run (Saladino kick)	14-0
	7:26	MSU- Jackson 1 yd run (Saladino kick)	21-0
	1:24	AMK- Batiste 29 yd pass from Ehrlich (Stoll kick)	21-7
	0:53	MSU-Pipkin 89 yd run (Saladino kick)	28-7
	0:00	MSU-Jackson 1 yd run (Saladino kick)	35-7
3rd	6:15	AMK-Batiste 52 yd pass from Ehrlich (Stoll kick)	35-14
4th	14:54	AMK-Armstrong 9 yd pass from Vela (Stoll kick)	35-21
	14:35	MSU-Jackson 73 yd run (Saladino kick)	42-21
	12:16	AMK-Vela 35 yd pass from Ehrlich (Stoll kick)	42-28
	5:34	MSU-Saladino 27 yd field goal	45-28

**TEAM STATISTICS**

Team Statistics	MSU	AMK
First Downs	24	28
Rushes-Yards (NET)	49-421	30-58
Passing Yards (NET)	194	424
Passes Att-Comp-Int	21-11-0	56-29-1
Total Offense Plays-Yards	70-615	86-482
Fumble Returns-Yards	0-0	0-0
Punt Returns-Yards	0-0	1-25
Kickoff Returns-Yards	5-96	7-55
Interception Returns-Yards	1-1	0-0
Punts (Number-Avg)	5-39.4	5-36.6
Fumbles-Lost	1-1	1-1
Penalties-Yards	9-84	8-84
Possession Time	29:52	30:08
Third-Down Conversions	4 of 12	6 of 17
Fourth-Down Conversions	1 of 2	2 of 4
Red-Zone Scores-Chances	5-5	1-2
Sacks By: Number-Yards	2-11	1-

**Kickoff time:** 7:05 pm **Ending Time:** 10:10 pm **Elapsed:** 3:05  
**Officials:** Referee: Dan Rankin; Umpire: Erick Chapman; Linesman: Eric Carmouche; Line judge: Matt Horn; Back judge: Daniel Young; Field judge: Jesse Mendoza; Side judge: Rory Bernard

**Temp.:** 82 F **Wind:** 16 E **Weather:** Sunny

**INDIVIDUAL STATISTICS**

**RUSHING:** MSU-Keidrick Jackson 18-156; Jimmy Pipkin 9-113; Chauncey Harris 5-66; Peter Smith 7-60; Brandon Kelsey 10-26. AMK-Randall Toney 16-39; Jonathan Woodson 7-11; Bryan Ehrlich 5-7; Sherman Batiste 1-3; Clyde Lee 1-minus 2.

**PASSING:** MSU-Brandon Kelsey 11-21-0-194. AMK-Bryan Ehrlich 28-55-1-415; Joseph Vela 1-1-0-9.

**RECEIVING:** MSU-Jared Freeman 4-71; Keivin Swanson 3-44; Ricky Collins 2-68; Jimmy Pipkin 1-13; Keidrick Jackson 1-minus 2. AMK-Sherman Batiste 8-166; Robert Armstrong 8-55; Jonathan Woodson 3-54; Jake Williamson 3-43; Clyde Lee 3-37; Patrick LaFluer 2-25; Joseph Vela 1-35; Christian Taylor 1-9.

**INTERCEPTIONS:** MSU-Marqui Christian 1-1. AMK-None.

**FUMBLES:** MSU-Jimmy Pipkin 1-1. AMK-Sherman Batiste 1-1.

**SACKS (UA-A):** MSU-Tyler Tackett 1-0; Armanti Yharbrough 1-0. AMK-Henry Greathouse 0-1; Anthony Forker 0-1.

**TACKLES (UA-A, min 5):** MSU -Donald Napoleon 6-2; Neiko Conway 3-3; Daniel Laudermilk 2-3. AMK-Jeremy Aguilar 8-6; Marquis Singleton 5-6; Zane Brown 1-7; Steve Harris 3-3; T.J. McCullough 1-4.

September 29, 2012  
Commerce, Texas - Memorial Stadium  
Attendance: 924

**SCORING SUMMARY**

	1	2	3	4	OT	Final
A&M-Kingsville (2-3, 1-3)	0	0	7	7	0	14
A&M-Commerce (1-3, 1-1)	0	7	0	7	7	21

Qtr	Time	Scoring play (Conversion)	Score
2nd	0:37	AMC-Godfrey 16 yd pass from Davis (O'Neil kick)	0-7
3rd	10:32	AMK-Savere 0 yd fumble recovery (Stoll kick)	7-7
4th	11:24	AMK-Armstrong 29 yd pass from Ehrlich (Stoll kick)	14-7
	0:08	AMC-Davis 1 yd run (O'Neil kick)	14-14
OT	0:00	AMC-Mosley 16 yd pass from Davis (O'Neil kick)	14-21

**TEAM STATISTICS**

Team Statistics	AMK	AMC
First Downs	19	17
Rushes-Yards (NET)	51-203	37-67
Passing Yards (NET)	116	214
Passes Att-Comp-Int	19-11-1	38-17-0
Total Offense Plays-Yards	70-319	75-281
Fumble Returns-Yards	0-0	0-0
Punt Returns-Yards	4-57	1-1
Kickoff Returns-Yards	1-18	2-29
Interception Returns-Yards	0-0	1-31
Punts (Number-Avg)	6-38.7	9-41.0
Fumbles-Lost	3-3	3-1
Penalties-Yards	6-75	6-44
Possession Time	47:36	27:24
Third-Down Conversions	7 of 15	5 of 17
Fourth-Down Conversions	1 of 2	2 of 2
Red-Zone Scores-Chances	0-2	2-3
Sacks By: Number-Yards	3-19	1-9

**Kickoff time:** 6:00 pm **Ending Time:** 8:53 pm **Elapsed:** 2:53  
**Officials:** N/A

**Temp.:** 77 F **Wind:** 5 NE **Weather:** Rainy

**INDIVIDUAL STATISTICS**

**RUSHING:** AMK-Randall Toney 16-72; Anthony Johnson 12-72; Jonathan Woodson 15-40; Bryan Ehrlich 5-12; Robert Armstrong 2-4; TEAM 1-3. AMC-Jamar Mosley 14-50; Wayne Chapman 7-22; Garrett Smith 1-4; Seth Smith 1-minus 4; Deric Davis 14-minus 5.

**PASSING:** AMK-Bryan Ehrlich 11-18-1-116; Joseph Vela 0-1-0-0. AMC-Deric Davis 17-38-0-214.

**RECEIVING:** AMK-Robert Armstrong 4-65; Sherman Batiste 2-24; Anthony Johnson 2-3; Jonathan Woodson 1-15; Randall Toney 1-5; Clyde Lee 1-4. AMC-Garrett Smith 7-74; Tevin Godfrey 3-44; Jamar Mosley 3-39; Tyler Rawlings 2-31; Wayne Chapman 1-15; Blake Ohm 1-11.

**INTERCEPTIONS:** AMK-None. AMC-Robert Wheeler 1-31.

**FUMBLES:** AMK-Jonathan Woodson 2-2; Randall Toney 1-1. AMC-Deric Davis 3-1.

**SACKS (UA-A):** AMK-Zane Brown 2-0; Jeremy Aguilar 1-0. AMC-Danny Mason 0-1; Jake Williams 0-1.

**TACKLES (UA-A, min 5):** AMK-Jeremy Aguilar 4-5; Marquis Singleton 3-5; Zane Brown 3-2. AMC-Danny Mason 5-8; Joel Wren 4-5; Robert Wheeler 7-1; K. Woods 1-6; Jake Williams 3-2; James Conyers 2-3; J.T. Bates 1-4.

OCTOBER 6, 2012  
KINGSVILLE, TEXAS - JAVELINA STADIUM  
ATTENDANCE: 9,468

**SCORING SUMMARY**

	1	2	3	4	Final
North Alabama (5-1)	7	7	7	0	21
A&M-Kingsville (2-4)	3	3	7	3	16

Qtr	Time	Scoring play (Conversion)	Score
1st	9:46	UNA- Alexander 2 yd run (Schuster kick)	7-0
1st	0:57	AMK- Stoll 30 yd field goal	7-3
2nd	11:29	AMK- Stoll 25 yd field goal	14-6
3rd	12:45	AMK-Johnson 17 yd run (Stoll kick)	14-13
3rd	0:38	UNA-Massey 93 yd interception return (Schuster kick)	21-13
4th	4:14	AMK-Stoll 29 yd field goal	21-16

**TEAM STATISTICS**

Team Statistics	UNA	AMK
First Downs	15	26
Rushes-Yards (NET)	47-145	35-106
Passing Yards (NET)	99	287
Passes Att-Comp-Int	13-7-0	48-28-2
Total Offense Plays-Yards	60-244	83-393
Fumble Returns-Yards	0-0	0-0
Punt Returns-Yards	1-22	2-29
Kickoff Returns-Yards	5-78	3-80
Interception Returns-Yards	2-110	0-0
Punts (Number-Avg)	4-43.8	3-43.3
Fumbles-Lost	5-1	2-0
Penalties-Yards	5-73	8-71
Possession Time	26:06	33:54
Third-Down Conversions	3 of 11	8 of 21
Fourth-Down Conversions	2 of 3	3 of 4
Red-Zone Scores-Chances	2-2	4-6
Sacks By: Number-Yards	2-12	2-9

**Kickoff time:** 7:00 pm **Ending Time:** 9:45 pm **Elapsed:** 2:45  
**Officials:** Referee: John Belcher; Umpire: Brad Marcum; Linesman: Hector Rivero; Line judge: Jeffrey Mikus; Back judge: Kevin Wilcox; Field judge: J.Hollingsworth; Side judge: Sean Petty

**Temp.:** 83 F **Wind:** ESE 11 **Weather:** Sunny

**INDIVIDUAL STATISTICS**

**RUSHING:** AUNA-L. Thompson 17-63; Luke Wingo 5-47; Chris Coffey 6-32; Lamar Smith 3-21; Chris Alexander 13-minus 6; TEAM 3-minus 12. AMK-Anthony Johnson 13-50; Randall Toney 7-37; Jonathan Woodson 7-23; Joseph Vela 1-5; Nate Poppell 7-minus 9.

**PASSING:** UNA-Chris Alexander 5-10-0-46; Luke Wingo 2-3-0-53. AMK-Nate Poppell 28-47-2-287; TEAM 0-1-0-0.

**RECEIVING:** UNA-Daniel Almon 3-47; Jason Smith 2-33; Melvin Harris 2-19. AMK-Robert Armstrong 7-68; Jonathan Woodson 6-41; Patrick LaFluer 5-52; Christian Taylor 4-70; Clyde Lee 2-39; Sherman Batiste 2-7; Joseph Vela 1-7; Randall Toney 1-3.

**INTERCEPTIONS:** UNA-Caleb Massey 1-93; Floyd Jones 1-17. AMK-None.

**FUMBLES:** UNA-TEAM 2-0; Chris Alexander 2-0; L. Thompson 1-1. AMK-Nate Poppell 2-0.

**SACKS (UA-A):** UNA-Richie Mataafa 1-0; Brion James 1-0. AMK-Marquis Singleton 1-0; Rokeyem Collins 1-0.

**TACKLES (UA-A, min 5):** UNA-Caleb Massey 6-7; Tavarius Wilson 7-4; Brion James 4-3; Floyd Jones 5-1; Brian Barnett 4-2; Dimitri Orr 3-2; Delvin Ervin 2-3. AMK-Marquis Singleton 3-7; Jeremy Aguilar 4-4; Anthony Forker 2-6; Steve Harris 2-4; Mark Savere 1-4; Darnell Hicks 1-4.

## INCARNATE WORD A&M-KINGSVILLE

## 17 A&M-KINGSVILLE 20 TARLETON STATE

## 35 ANGELO STATE 23 A&M-KINGSVILLE

## 21 34

OCTOBER 13, 2012

KINGSVILLE, TEXAS - JAVELINA STADIUM

ATTENDANCE: 6,120

### SCORING SUMMARY

	1	2	3	4	Final
Incarnate Word (2-5, 1-4)	0	3	7	7	17
A&M-Kingsville (3-4, 2-3)	0	10	0	10	20

Qtr	Time	Scoring play (Conversion)	Score
2nd	13:57	AMK- Toney 23 yd run (Stoll kick)	0-7
2nd	8:28	UIW-Wilcox 36 yd field goal	3-7
2nd	0:00	AMK-Stoll 27 yd field goal	3-10
3rd	7:42	UIW-Asencio 86 yd interception return (Wilcox kick)	10-10
4th	11:23	AMK- Stoll 36 yd field goal	10-13
4th	3:49	AMK-Johnson 68 yd run (Stoll kick)	10-20
4th	2:00	UIW-Mocio 25 yd pass from Woods (Wilcox kick)	17-20

### TEAM STATISTICS

Team Statistics	UIW	AMK
First Downs	14	17
Rushes-Yards (Net)	22-65	46-188
Passing Yards (Net)	176	148
Passes Att-Comp-Int	37-19-1	28-13-2
Total Offense Plays-Yards	59-241	74-336
Fumble Returns-Yards	0-0	0-0
Punt Returns-Yards	1-5	2-20
Kickoff Returns-Yards	3-52	4-86
Interception Returns-Yards	2-86	1-23
Punts (Number-Avg)	6-39.5	6-43.7
Fumbles-Lost	1-1	1-0
Penalties-Yards	5-35	10-90
Possession Time	26:11	33:49
Third-Down Conversions	4 of 14	9 of 20
Fourth-Down Conversions	1 of 2	0 of 0
Red-Zone Scores-Chances	1-1	2-3
Sacks By: Number-Yards	2-16	1-1

**Kickoff time:** 7:00 pm **Ending Time:** 9:42 pm **Elapsed:** 2:42  
**Officials:** Referee: Kenny Kelarek; Umpire: David Williams;  
Linesman: Steven Green; Line judge: Brian Perry; Back  
judge: Damon Boniface; Field judge: Buddy Furqueron;  
Side judge: Bobby Wright

**Temp.:** 90 F **Wind:** 30 SSE **Weather:** Partly Sunny

### INDIVIDUAL STATISTICS

**RUSHING:** UIW-Joseph Sadler 9-26; Zach Rhodes 4-20;  
Marcus Wright 9-19. AMK-Anthony Johnson 16-127; Ran-  
dall Toney 14-62; Bryan Ehrlich 3-16; Jonathan Woodson  
4-8; Nate Poppell 5-0; TEAM 4-minus 25.

**PASSING:** UIW-Zach Rhodes 13-29-1-92; Taylor Woods  
5-6-0-63; Devan Avery 0-1-0-0; Joseph Sadler 1-1-0-21.  
AMK-Nate Poppell 9-17-1-117; Bryan Ehrlich 4-11-1-31.

**RECEIVING:** UIW-Andrew Mocio 4-46; Marcus Wright  
4-30; Dominic Hamilton 4-27; Brandon Yates 2-25; Joseph  
Sadler 2-11; Derek Pierce 1-21; Caleb Kocian 1-9; Kent  
Hadnot 1-7. AMK-Christian Taylor 6-69; Jonathan Woodson  
2-20; Joseph Vela 1-18; Clyde Lee 1-17; Patrick LaFluer  
1-11; C.J. Griggs 1-9; Robert Armstrong 1-4.

**INTERCEPTIONS:** UIW-Juan Asencio 1-86; Devan Avery  
1-0. AMK-Anthony Forker 1-23.

**FUMBLES:** Joseph Sadler 1-1. AMK-Jonathan Woodson  
1-0.

**SACKS (UA-A):** UIW-Alan Ford 1-0; Derek Pierce 1-0. AMK-  
Jeremy Aguilar 1-0.

**TACKLES (UA-A, min 5):** UIW-Devin Haywood 4-5; Padyn  
Giebler 4-5; Robby Horton 5-3; Nick Ginn 1-7; Juan  
Asencio 3-2; Dakota Mawyer 2-3. AMK-Jeremy Aguilar 5-2;  
Steve Harris 3-4; Anthony Forker 3-2.

OCTOBER 20, 2012

STEPHENVILLE, TEXAS - TARLETON MEMORIAL

ATTENDANCE: 6,216

### SCORING SUMMARY

	1	2	3	4	Final
A&M-Kingsville (4-4, 3-3)	6	9	20	0	35
Tarleton State (3-4, 3-3)	7	7	7	2	23

Qtr	Time	Scoring play (Conversion)	Score
1st	5:52	TSU-Smith 6 yd run (Barnes kick)	0-7
1st	0:14	AMK-Woodson 26 yd run (Stoll kick failed)	6-7
2nd	9:10	AMK-Stoll 27 yd field goal	9-7
2nd	4:59	TSU-Doyle 1 yd run (Barnes kick)	9-14
2nd	0:42	AMK-Lee 5 yd pass from Poppell (Stoll kick blocked)	15-14
3rd	9:09	AMK-Armstrong 26 yd pass from Ehrlich (Stoll kick)	22-14
3rd	7:34	AMK-Prater 51 yd pass from Ehrlich (Stoll kick failed)	28-14
3rd	5:38	TSU-Buckingham 11 yd pass from Fenske (Arellano kick)	28-21
3rd	5:22	AMK-Woodson 93 yd kickoff return (Stoll kick)	35-21
4th	0:31	TSU-TEAM safety	35-23

### TEAM STATISTICS

Team Statistics	AMK	TSU
First Downs	20	30
Rushes-Yards (NET)	43-183	30-93
Passing Yards (NET)	182	346
Passes Att-Comp-Int	27-15-0	59-34-3
Total Offense Plays-Yards	70-365	89-439
Fumble Returns-Yards	0-0	0-0
Punt Returns-Yards	2-14	2-39
Kickoff Returns-Yards	2-95	3-66
Interception Returns-Yards	3-51	0-0
Punts (Number-Avg)	6-44.0	5-40.4
Fumbles-Lost	0-0	3-1
Penalties-Yards	10-80	8-70
Possession Time	32:27	27:33
Third-Down Conversions	6 of 15	8 of 16
Fourth-Down Conversions	0 of 2	1 of 2
Red-Zone Scores-Chances	2-3	3-5
Sacks By: Number-Yards	2-10	3-10

**Kickoff time:** 6:00 pm **Ending Time:** 9:13 pm **Elapsed:** 3:23  
**Officials:** Referee: Dwayne McKee; Umpire: Stephen Borg-  
man; Linesman: Brad Morrow; Line judge: Edgar Reed;  
Back judge: Keith Schooby; Field judge: Charles Colston;  
Side judge: Cody Hord.

**Temp.:** 86 F **Wind:** 14 S **Weather:** Sunny

### INDIVIDUAL STATISTICS

**RUSHING:** AMK-Anthony Johnson 21-135; Jonathan  
Woodson 5-35; Randall Toney 8-12; Bryan Ehrlich 4-3;  
Nate Poppell 3-1; Shane Prater 1-0; TEAM 1-minus 3.  
TSU-V. Smith 22-103; A. Doyle 6-13; J. Fenske 2-minus 23.

**PASSING:** AMK-Nate Poppell 9-16-0-82; Bryan Ehrlich  
6-11-0-100. TSU-J. Fenske 21-35-1-234; A. Doyle 13-24-  
2-112.

**RECEIVING:** AMK-Robert Armstrong 6-65; Christian Taylor  
2-31; Shane Prater 1-51; Anthony Johnson 1-8; Randall Toney  
1-7; Jonathan Woodson 1-6; Clyde Lee 1-5; Jake Willingham  
1-5; Derek Tesch 1-4. TSU-C. Rhodes III 10-117; J. Mays 7-75;  
A. Buckingham 6-57; L. Meyers 3-55; V. Smith 3-11; S. Wash-  
ington 2-4; L. Ernst 1-13; D. Gray 1-9; C. Valentine 1-5.

**INTERCEPTIONS:** AMK-Mark Savere 2-51; Steve Harris  
1-0. TSU-None.

**FUMBLES:** -MK-None. TSU-A. Doyle 1-0; J. Fenske 1-0; V.  
Smith 1-1.

**SACKS (UA-A):** AMK-Robert Williams 1-0; Steve Harris  
1-0. TSU-M. Knicky 1-0; R. Johnson 0-1; J. Gonzalez 0-1;  
A. Allen 1-0.

**TACKLES (UA-A, min 5):** AMK-Anthony Forker 9-3; Jeremy  
Aguilar 8-2; T.J. McCullough 4-2; Mark Savere 3-3; Roc-  
keem Collins 4-1; Robert Williams 4-1; Steve Harris 3-2.  
TSU-M. Wadley 7-9; B. Johnson 4-4; M. Martinez 3-5; R.  
Johnson 2-6; B. Ford 3-3; D. Figures 3-2.

OCTOBER 27, 2012

KINGSVILLE, TEXAS - JAVELINA STADIUM

ATTENDANCE: 9,065

### SCORING SUMMARY

	1	2	3	4	Final
Angelo State (4-5, 3-3)	7	7	0	7	21
A&M-Kingsville (5-4, 3-3)	6	14	7	7	34

Qtr	Time	Scoring play (Conversion)	Score
1st	8:32	AMK-Stoll 45 yd field goal	0-3
1st	4:46	ASU-Smith 1 yd run (Martin kick)	7-3
1st	1:15	AMK-Stoll 44 yd field goal	7-6
2nd	4:57	AMK-Vela 8 yd pass from Poppell (Stoll kick)	7-13
2nd	0:46	ASU-Pecikonis 15 yd pass from Cochran (Martin kick)	14-13
2nd	00:13	AMK-Woodson 6 yd pass from Poppell (Stoll kick)	14-20
3rd	08:27	AMK-Armstrong 35 yd pass from Poppell (Stoll kick)	14-27
4th	05:35	AMK-Poppell 4 yd run (Stoll kick)	14-34
4th	03:43	ASU-Knight 8 yd pass from Cochran (Martin kick)	21-34

### TEAM STATISTICS

Team Statistics	ASU	AMK
First Downs	15	21
Rushes-Yards (NET)	27-110	46-167
Passing Yards (NET)	235	216
Passes Att-Comp-Int	35-17-1	29-17-0
Total Offense Plays-Yards	62-345	75-383
Fumble Returns-Yards	0-0	0-0
Punt Returns-Yards	3-5	1-8
Kickoff Returns-Yards	7-155	3-40
Interception Returns-Yards	0-0	1-9
Punts (Number-Avg)	6-38.3	5-34.6
Fumbles-Lost	3-2	1-1
Penalties-Yards	9-74	8-57
Possession Time	24:18	35:42
Third-Down Conversions	5 of 14	4 of 14
Fourth-Down Conversions	0 of 0	1 of 2
Red-Zone Scores-Chances	3-5	3-4
Sacks By: Number-Yards	1-8	1-2

**Kickoff time:** 8:00 pm **Ending Time:** 10:48 pm **Elapsed:** 2:48  
**Officials:** Referee: Joe Horn; Umpire: Timothy Hendrix;  
Linesman: Troy Wolfe; Line judge: Tony Wright, Jr; Back  
judge: Nathan Blackwood; Field judge: Anthony Bass; Side  
judge: Randy Adams

**Temp.:** 72 F **Wind:** Indoor **Weather:** Indoor

### INDIVIDUAL STATISTICS

**RUSHING:** ASU-Donovan Roberts 15-60; Blake Smith  
7-31; Jermie Calhoun 4-18; Michael Cochran 1-1. AMK-  
Anthony Johnson 19-68; Jonathan Woodson 11-51; Nate  
Poppell 10-32; Randall Toney 4-20; TEAM 2-minus 4.

**PASSING:** ASU-Michael Cochran 17-34-1-235; Kyle Wash-  
ington 0-1-0-0. AMK-Nate Poppell 16-28-0-209; Bryan  
Ehrlich 1-1-0-7.

**RECEIVING:** ASU-C.J. Akins 8-128; Dakarai Pecikonis  
6-70; Joey Knight 2-28; Talon Smith 1-9. AMK-Robert  
Armstrong 4-69; Joseph Vela 4-53; Shane Prater 2-52;  
Christian Taylor 2-7; Patrick LaFluer 2-4; Anthony Johnson  
1-17; Jake Willingham 1-8; Jonathan Woodson 1-6.

**INTERCEPTIONS:** ASU-None. AMK-Jeremy Aguilar 1-9.

**FUMBLES:** ASU-C.J. Akins 1-0; Dakarai Pecikonis 1-1;  
Michael Cochran 1-1. AMK-Randall Toney 1-1.

**SACKS (UA-A):** ASU-Joey Searcy II 1-0. AMK-Angelo Looney  
1-0.

**TACKLES (UA-A, min 5):** ASU-Matthew Gholston 4-7;  
Jeremy Johnson 4-4; Clayton Callicut 3-5; Jarred Ross  
5-2; Joey Searcy II 4-2; Austin Benson 3-3; Riley Davis  
3-3. AMK-Anthony Forker 4-3; Jeremy Aguilar 5-1; Steve  
Harris 3-2.

**A&M-KINGSVILLE**  
**#15 VALDOSTA STATE**

**31 EASTERN NEW MEXICO**  
**38 A&M-KINGSVILLE**

**13 A&M-KINGSVILLE**  
**33 #24 EMPORIA STATE**

NOVEMBER 1, 2012  
 VALDOSTA, GA. - BAZEMORE-HYDER STADIUM  
 ATTENDANCE: 3,711

**SCORING SUMMARY**

	1	2	3	4	Final
A&M-Kingsville (5-5)	7	10	7	7	31
Valdosta St. (8-2)	14	7	3	14	38

Qtr	Time	Scoring play (Conversion)	Score
1st	11:18	AMK-Armstrong 94 yd pass from Poppell (Stoll kick)	7-0
1st	10:04	VSU-Jones 57 yd pass from Cochran (Andersen kick)	7-7
1st	4:12	VSU-Lewis 44 yd pass from Cochran (Andersen kick)	7-14
2nd	4:49	AMK-Ehrlich 1 yd run (Stoll kick)	14-14
2nd	1:05	VSU-Ford 44 yd pass from Cochran (Andersen kick)	14-21
2nd	0:17	AMK-Stoll 41 yd field goal	17-21
3rd	8:00	AMK-Armstrong 18 yd pass from Ehrlich (Stoll kick)	24-21
3rd	1:33	VSU-Andersen 22 yd field goal	24-24
4th	10:14	VSU-Ford 4 yd pass from Cochran (Andersen kick)	24-31
4th	7:36	AMK-Willingham 6 yd pass from Ehrlich (Stoll kick)	31-31
4th	0:37	VSU-O'Neal 9 yd run (Andersen kick)	31-38

**TEAM STATISTICS**

Team Statistics	AMK	VSU
First Downs	19	23
Rushes-Yards (NET)	36-106	36-142
Passing Yards (NET)	389	331
Passes Att-Comp-Int	34-20-2	37-24-2
Total Offense-Play Yards	70-495	73-473
Fumble Returns-Yards	0-0	0-0
Punt Returns-Yards	2-1	3-51
Kickoff Returns-Yards	7-113	5-70
Interception Returns-Yards	2-22	2-5
Punts (Number-Avg)	4-41.2	5-35.8
Fumbles-Lost	3-1	1-0
Penalties-Yards	10-85	5-51
Possession Time	31:08	28:52
Third-Down Conversions	6 of 14	8 of 16
Fourth-Down Conversions	2 of 3	1 of 1
Red-Zone Scores-Chances	3-4	3-3
Sacks By: Number-Yards	1-4	4-15

**Kickoff time:** 7:36 pm **Ending Time:** 10:50 pm **Elapsed:** 3:24  
**Officials:** Referee: Marshall Lewis; Umpire: Keith Baxter; Linesman: Greg LeFils; Line judge: Eric Blunston; Back judge: James Stewart; Field judge: Cedric Clark; Side judge: Jim Biddle

**Temp.:** 63 F **Wind:** 10 NNW **Weather:** Clear

**INDIVIDUAL STATISTICS**

**RUSHING:** AMK-Anthony Johnson 13-72; Randall Toney 17-54; Nate Poppell 2-minus 3; Derek Tesch 1-minus 5; Bryan Ehrlich 3-minus 12. VSU-Cedric O'Neal 19-110; Austin Scott 8-35; Cayden Cochran 9-minus 3.

**PASSING:** AMK-Bryan Ehrlich 12-24-1-224; Nate Poppell 8-10-1-165; Derek Tesch 0-0-0-0. VSU-Cayden Cochran 24-37-2-331.

**RECEIVING:**AMK-Anthony Johnson 5-82; Robert Armstrong 4-137; Jake Willingham 3-50; Patrick LaFluer 3-20; Joseph Vela 2-77; Clyde Lee 1-15; Shane Prater 1-5; Sherman Batiste 1-3. VSU-Regginald Lewis 9-107; S. Jones 5-97; Gerald Ford 5-67; Quin Roberson 3-49; Austin Scott 1-7; Trent McGuire 1-4.

**INTERCEPTIONS:** -Ronnie Ford 1-22; Steve Harris 1-0. VSU-Ryan Smith 1-5; Chris Pope 1-0.

**FUMBLES:** -Nate Poppell 2-0; Bryan Ehrlich 1-1. VSU-Cayden Cochran 1-0.

**SACKS (UA-A):** MSU-Tyler Tackett 1-0; Armanti Yharbrough 1-0. AMK-Henry Greathouse 0-1; Anthony Forker 0-1.

**TACKLES (UA-A, min 5):** AMK-Jeremy Aguilar 5-7; Anthony Forker 6-2; Bobby Hampton 2-4; Zane Brown 4-1; Steve Harris 2-3. VSU-Jeremy Grable 6-6; Ryan Smith 6-5; Chris Pope 2-8; Tyler Josey 5-1; Lance Holder 3-3; Tevin Davis 3-2; Lawrence Virgil 2-3.

NOVEMBER 10, 2012  
 KINGSVILLE, TEXAS - JAVELINA STADIUM  
 ATTENDANCE: 8137

**SCORING SUMMARY**

	1	2	3	4	Final
E. New Mexico (3-7, 2-6)	0	7	6	0	13
A&M-Kingsville (6-5, 5-3)	6	13	0	14	33

Qtr	Time	Scoring play (Conversion)	Score
1st	12:53	AMK-Armstrong 4 yd pass from Poppell (Stoll kick failed)	0-6
2nd	14:00	ENMU-Savedra 6 yd pass from Wood (Baca kick)	6-6
2nd	11:41	AMK-Armstrong 34 yd pass from Poppell (Stoll kick)	7-13
2nd	8:32	AMK-Taylor 9 yd pass from Poppell (Vela rush failed)	7-19
3rd	2:31	ENMU-Long 20 yd run (Baca kick blocked)	13-19
4th	6:56	AMK-Armstrong 80 yd pass from Poppell (Stoll kick)	13-26
4th	5:49	AMK-Greathouse 16 yd fumble recovery (Stoll kick)	13-33

**TEAM STATISTICS**

Team Statistics	AMK	ENMU
First Downs	26	12
Rushes-Yards (NET)	47-143	27-136
Passing Yards (NET)	210	226
Passes Att-Comp-Int	36-21-1	24-14-0
Total Offense Plays-Yards	83-353	51-362
Fumble Returns-Yards	0-0	1-16
Punt Returns-Yards	1-10	2-10
Kickoff Returns-Yards	4-57	3-53
Interception Returns-Yards	0-0	1-0
Punts (Number-Avg)	7-37.6	6-45.2
Fumbles-Lost	2-1	0-0
Penalties-Yards	6-60	9-73
Possession Time	35:31	24:29
Third-Down Conversions	6 of 16	6 of 13
Fourth-Down Conversions	1 of 2	1 of 1
Red-Zone Scores-Chances	2-2	2-2
Sacks By: Number-Yards	1-2	6-28

**Kickoff time:** 7:05 pm **Ending Time:** 9:46 pm **Elapsed:** 2:41  
**Officials:** Referee: Dan Rankin; Umpire: Erick Chapman; Linesman: Erick Carmouch; Line judge: Matt Horn; Back judge: Daniel Young; Field judge: Jesse Mendoza; Side judge: Rory Bernard.

**Temp.:** 77 F **Wind:** 21 SE **Weather:** Partly Cloudy

**INDIVIDUAL STATISTICS**

**RUSHING:** ENMU-Christian Long 12-49; De'Coreyon Thomas 8-45; Derek K-Campbell 6-42; Ryan Greene 2-5; Wesley Wood 18-2; Lane Wood 1-0. AMK-Anthony Johnson 8-85; Randall Toney 9-28; Nate Poppell 7-23; Dean Brantley 2-3; TEAM 1-minus 3.

**PASSING:** ENMU-Wesley Wood 21-35-1-210; TEAM 0-1-0-0. AMK-Nate Poppell 14-24-0-226.

**RECEIVING:** ENMU-Jacob Johnson 9-120; Adrian Horton 3-48; Dillon Metzger 3-19; Chase Kyser 2-2; Tyre Miles 1-11; Charlie Savedra 1-6; Christian Long 1-2; Derek K-Campbell 1-2. AMK-Robert Armstrong 6-144; Clyde Lee 3-8; Christian Taylor 2-36; Anthony Johnson 1-19; Patrick LaFluer 1-14; Sherman Batiste 1-5.

**INTERCEPTIONS:** ENMU-None. AMK-Steve Harris 1-0.

**FUMBLES:** ENMU-Wesley Wood 2-1. AMK-None.

**SACKS (UA-A):** ENMU-David Tulikihihifo 0-1; Seth Bailey 0-1. Texas A&M-Kingsville-Darnell Hicks 1-1; Henry Greathouse 0-1; Angelo Looney 0-1; Zane Brown 0-1; Ricky Marshall 1-0; Robert Williams 1-0; Mike Yarbrough 1-0.

**TACKLES (UA-A, min 5):** ENMU-Perron Sellers 9-5; Seth Bailey 3-5; Jayson Serda 3-2. AMK-Mark Savere 4-10; Anthony Forker 7-3; Robert Williams 6-1; Ricky Marshall 5-2; Steve Harris 3-4; Darnell Hicks 4-1; Zane Brown 1-4.

NOVEMBER 25, 2012 (KANZA BOWL)  
 TOPEKA, KAN. - HUMMER SPORTS PARK  
 ATTENDANCE: 4,300

**SCORING SUMMARY**

	1	2	3	4	Final
A&M-Kingsville (6-6)	0	7	17	14	31
Emporia State (10-2)	0	14	14	17	45

Qtr	Time	Scoring play (Conversion)	Score
2nd	13:19	AMK-Johnson 31 yd run (Stoll kick)	7-0
2nd	8:51	ESU-Schiltz 23 yd pass from Eckenrode (Jonas kick)	7-7
2nd	4:44	ESU-Schiltz 7 yd pass from Davis (Jonas kick)	7-14
3rd	13:01	ESU-Richardson 77 yd pass from Eckenrode (Jonas kick)	7-21
3rd	11:16	AMK-Willingham 31 yd pass from Ehrlich (Stoll kick)	14-21
3rd	10:19	ESU-Davis 4 yd pass from Eckenrode (Jonas kick)	14-28
3rd	8:12	AMK-Toney 6 yd run (Stoll kick)	21-28
3rd	2:11	AMK-Stoll 31 yd field goal	24-28
4th	12:24	ESU-Schiltz 6 yd pass from Eckenrode (Jonas kick)	24-35
4th	4:37	AMK-Johnson 6 yd pass from Ehrlich (Stoll kick)	31-35
4th	4:23	ESU-Richardson 75 yd pass from Eckenrode (Jonas kick)	31-42
4th	2:59	ESU-Jonas 44 yd field goal	31-45
4th	1:34	AMK-Griggs 38 yd pass from Ehrlich (Stoll kick)	38-45

**TEAM STATISTICS**

Team Statistics	AMK	ESU
First Downs	27	13
Rushes-Yards (NET)	31-141	28-3
Passing Yards (NET)	418	310
Passes Att-Comp-Int	66-36-4	33-26-0
Total Offense Plays-Yards	97-559	61-313
Fumble Returns-Yards	0-0	1-11
Punt Returns-Yards	1-0	1-10
Kickoff Returns-Yards	5-91	3-117
Interception Returns-Yards	0-0	4-54
Punts (Number-Avg)	4-43.2	9-32.0
Fumbles-Lost	3-1	0-0
Penalties-Yards	11-74	9-80
Possession Time	32:23	27:37
Third-Down Conversions	9 of 20	2 of 15
Fourth-Down Conversions	1 of 3	0 of 0
Red-Zone Scores-Chances	3-5	3-3
Sacks By: Number-Yards	2-13	1-7

**Kickoff time:** 7:00 pm **Ending Time:** 9:45 pm **Elapsed:** 2:45  
**Officials:** Referee: John Belcher; Umpire: Brad Marcum; Linesman: Hector Rivero; Line judge: Jeffrey Mikus; Back judge: Kevin Wilcox; Field judge: J.Hollingsworth; Side judge: Sean Petty

**Temp.:** 83 F **Wind:** ESE 11 **Weather:** Sunny

**INDIVIDUAL STATISTICS**

**RUSHING:** AMK-Anthony Johnson 13-72; Randall Toney 12-64; Bryan Ehrlich 6-5. ESU-Derwin Hall 5-9; Kevin Gaddis 1-6; Jordan Tice 3-1; Ray Ray Davis 2-minus 2; Dozie Iwuagwa 3-minus 2; Tyler Eckenrode 10-minus 3; TEAM 4-minus 6.

**PASSING:** AMK-Bryan Ehrlich 36-65-4-418; Angel Millan 0-1-0-0. ESU-Tyler Eckenrode 25-32-0-303; Ray Ray Davis 1-1-0-7.

**RECEIVING:** AMK-Robert Armstrong 10-109; Anthony Johnson 9-24; Christian Taylor 5-97; Jake Willingham 3-70; Clyde Lee 3-49; C.J. Griggs 2-50; Joseph Vela 2-7; Derek Tesch 1-6; Patrick LaFluer 1-6. ESU-Adam Schiltz 8-65; S. Richardson 6-193; Ray Ray Davis 4-16; Derwin Hall 3-13; Austin Willis 2-1; Dozie Iwuagwa 1-10; Brandon Gentz 1-6; Jordan Tice 1-6.

**INTERCEPTIONS:** AMK-None. ESU-Poston,Chris 1-41; Gaddis, Kevin 1-7; Sanders, Jordan 1-6; Richards, Jeff 1-0.

**FUMBLES:** AMK-Bryan Ehrlich 2-0; Joseph Vela 1-1. ESU-None.

**SACKS (UA-A):** AMK-Jeremy Aguilar 1-0; Darnell Hicks 1-0. ESU-None.

**TACKLES (UA-A, min 5):** AMK-Jeremy Aguilar 8-1; Steve Harris 4-2; Mark Savere 5-0. ESU-Jordan Sanders 9-6; Chris Poston 9-2; Kevin Gaddis 9-0; Ben Carlson 3-5; Aaron Matthews 1-4.

# 2012 GAME-BY-GAME STARTERS

## OFFENSIVE GAME-BY-GAME STARTERS

	QB	RB	WR	WR	WR/TE	WR/TE/RB	LT	LG	C	RG	RT
CWU	Poppell	Woodson	Armstrong	Batiste	Lee	LaFluer	Hudgins	Mattingly	Daniel	Shaw	Woods
@ACU	Poppell	Woodson	Armstrong	Batiste	Lee	Hill <sup>TE</sup>	Hudgins	Mattingly	Daniel	Shaw	Woods
vs WT	Poppell	Woodson	Vela	Batiste	Lee	Tesch <sup>TE</sup>	Hudgins	Mattingly	Daniel	Shaw	Woods
MSU	Ehrlich	Toney	Armstrong	Batiste	Lee	Willingham <sup>TE</sup>	Hudgins	Mattingly	Daniel	Shaw	Woods
@A&M-C	Ehrlich	Toney	Armstrong	Batiste	Taylor	Woodson <sup>RB</sup>	Hudgins	Mattingly	Mattila	Shaw	Garcia
UNA	Poppell	Toney	Taylor	Batiste	Lee	Woodson <sup>RB</sup>	Hudgins	Mattingly	Daniel	Shaw	Parsons
UIW	Poppell	Johnson	Armstrong	Lee	Tesch <sup>TE</sup>	Willingham <sup>TE</sup>	Hudgins	Mattingly	Daniel	Shaw	Parsons
@TSU	Poppell	Johnson	Taylor	Lee	Vela	Toney <sup>RB</sup>	Hudgins	Mattingly	Daniel	Shaw	Parsons
ASU	Poppell	Johnson	Armstrong	Taylor	Vela	Willingham <sup>TE</sup>	Hudgins	Mattingly	Daniel	Shaw	Parsons
@VSU	Poppell	Johnson	Armstrong	Taylor	Vela	Lee	Hudgins	Mattingly	Daniel	Shaw	Parsons
ENMU	Poppell	Johnson	Armstrong	Batiste	Vela	Taylor	Hudgins	Mattingly	Daniel	Shaw	Parsons
ESU	Ehrlich	Johnson	Armstrong	Taylor	Vela	Lee	Hudgins	Mattingly	Daniel	Shaw	Parsons

## DEFENSIVE GAME-BY-GAME STARTERS

	DE	NT	DT	DE	LB	LB	CB	ROV	FS	SS	CB
CWU	Marshall	Brown	Hicks	Singleton	Savere	Shackelford	Ford	Pesek	Harris	Collins	Williams
@ACU	Marshall	Brown	Hampton	Singleton	Aguilar	Shackelford	Ford	Pesek	Harris	Forker	Williams
vs WT	Marshall	Brown	Hicks	Singleton	Aguilar	Shackelford	Ford	Pesek	Harris	Forker	Williams
MSU	Marshall	Brown	Hicks	Singleton	Aguilar	Shackelford	Ford	Pesek	Harris	Forker	Williams
@A&M-C	Marshall	Brown	Hicks	Singleton	Aguilar	Shackelford	Ford	Pesek	Harris	Forker	Williams
UNA	Greathouse	Brown	Hampton	Singleton	Aguilar	Savere	McCullough	Pesek	Harris	Forker	Williams
UIW	Marshall	Brown	Hicks	Singleton	Aguilar	Savere	McCullough	Pesek	Harris	Forker	Williams
@TSU	Marshall	Brown	Hampton	Singleton	Aguilar	Savere	McCullough	Pesek	Harris	Forker	Williams
ASU	Marshall	Brown	Hicks	Williams	Aguilar	Savere	Ford	Pesek	Harris	Forker	Williams
@VSU	Marshall	Brown	Hampton	Williams	Aguilar	Savere	Ford	Pesek	Harris	Forker	Williams
ENMU	Marshall	Brown	Hicks	Williams	Savere	Shackelford	McCullough	Pesek	Harris	Forker	Williams
ESU	Marshall	Brown	Hampton	Williams	Aguilar	Savere	McCullough	Pesek	Harris	Forker	Williams



# 2012 FINAL OVERALL STATISTICS

TEAM STATISTICS		
	TAMUK	OPP
<b>SCORING</b>	<b>310</b>	<b>304</b>
POINTS PER GAME	25.8	25.3
<b>FIRST DOWNS</b>	<b>244</b>	<b>224</b>
RUSHING	87	85
PASSING	133	118
PENALTY	24	21
<b>RUSHING YARDAGE</b>	<b>1548</b>	<b>1491</b>
YARDS GAINED RUSHING	1910	1895
YARDS LOST RUSHING	362	404
Rushing Attempts	449	405
Average Per Rush	3.4	3.7
Average Per Game	129.0	124.2
TDs RUSHING	10	16
<b>PASSING YARDAGE</b>	<b>3171</b>	<b>2761</b>
COMP-ATT-INT	255-449-13	230-413-11
AVERAGE PER PASS	7.1	6.7
AVERAGE PER CATCH	12.4	12.0
AVERAGE PER GAME	264.2	230.1
TDs PASSING	25	22
<b>TOTAL OFFENSE</b>	<b>4719</b>	<b>4252</b>
Total Plays	898	818
AVERAGE PER PLAY	5.3	5.2
AVERAGE PER GAME	393.2	354.3
<b>KICK RETURNS: #-Yards</b>	<b>43-785</b>	<b>48-948</b>
<b>PUNT RETURNS: #-Yards</b>	<b>26-225</b>	<b>18-233</b>
<b>INT RETURNS: #-Yards</b>	<b>11-189</b>	<b>13-287</b>
<b>KICK RETURN AVERAGE</b>	<b>18.3</b>	<b>19.8</b>
<b>PUNT RETURN AVERAGE</b>	<b>8.7</b>	<b>12.9</b>
<b>INT RETURN AVERAGE</b>	<b>17.2</b>	<b>22.1</b>
<b>FUMBLES-LOST</b>	<b>21-11</b>	<b>26-12</b>
<b>PENALTIES-Yards</b>	<b>104-886</b>	<b>75-682</b>
AVERAGE PER GAME	73.8	56.8
<b>PUNTS-Yards</b>	<b>65-2670</b>	<b>76-2907</b>
AVERAGE PER PUNT	41.1	38.2
NET PUNT AVERAGE	35.0	34.2
<b>TIME OF POSSESSION/ Game</b>	<b>33:51</b>	<b>27:24</b>
<b>3RD-DOWN Conversions</b>	<b>77/200</b>	<b>56/171</b>
3RD-DOWN PCT	38%	33%
<b>4TH-DOWN Conversions</b>	<b>15/25</b>	<b>9/16</b>
4TH-DOWN PCT	60%	56%
<b>SACKS BY-Yards</b>	<b>30-163</b>	<b>23-132</b>
<b>MISC YARDS</b>	<b>0</b>	<b>-25</b>
<b>TOUCHDOWNS SCORED</b>	<b>38</b>	<b>41</b>
<b>FIELD GOALS-ATTEMPTS</b>	<b>17-23</b>	<b>5-12</b>
<b>ON-SIDE KICKS</b>	<b>0-1</b>	<b>0-1</b>
<b>RED-ZONE SCORES</b>	<b>(31-44) 70%</b>	<b>(30-37) 81%</b>
<b>RED-ZONE TOUCHDOWNS</b>	<b>(17-44) 39%</b>	<b>(26-37) 70%</b>
<b>PAT-ATTEMPTS</b>	<b>(31-37) 84%</b>	<b>(39-41) 95%</b>
<b>ATTENDANCE</b>	<b>50564</b>	<b>18286</b>
GAMES/AVG PER GAME	6/8427	4/4572

RUSHING									
	GP	ATT	GAIN	LOSS	NET	AVG	TD	LONG	YPG
Anthony Johnson	12	122	724	30	694	5.7	3	68	57.8
Randall Toney	12	129	554	64	490	3.8	2	30	40.8
Jonathan Woodson	9	95	380	68	312	3.3	3	41	34.7
Nate Poppell	9	52	145	95	50	1.0	1	20	5.6
Bryan Ehrlich	9	27	81	51	30	1.1	1	11	3.3
Joseph Vela	12	1	5	0	5	5.0	0	5	0.4
Robert Armstrong	12	2	8	4	4	2.0	0	8	0.3
Marquise Cardinal	1	2	4	0	4	2.0	0	4	4.0
Sherman Batiste	9	1	3	0	3	3.0	0	3	0.3
Dean Brantley	3	2	3	0	3	1.5	0	2	1.0
Shane Prater	5	1	0	0	0	0.0	0	0	0.0
Clyde Lee	12	1	0	2	-2	-2.0	0	0	-0.2
Derek Tesch	12	1	0	5	-5	-5.0	0	0	-0.4
TEAM	8	13	3	43	-40	-3.1	0	3	-5.0
<b>TOTAL.....</b>	<b>12</b>	<b>449</b>	<b>1910</b>	<b>362</b>	<b>1548</b>	<b>3.4</b>	<b>10</b>	<b>68</b>	<b>129.0</b>
<b>OPPONENTS.....</b>	<b>12</b>	<b>405</b>	<b>1895</b>	<b>404</b>	<b>1491</b>	<b>3.7</b>	<b>16</b>	<b>89</b>	<b>124.2</b>

PASSING								
PASSING	G	EFFIC.	COMP-ATT-INT	PCT	YARDS	TD	LONG	YPG
Nate Poppell	9	132.09	151-254-5	59.4	1805	13	94	200.6
Bryan Ehrlich	9	122.95	102-190-8	53.7	1325	11	77	147.2
Joseph Vela	12	252.80	1-2-0	50.0	9	1	9	0.8
Angel Millan	12	0.00	0-1-0	0.0	0	0	0	0.0
TEAM	8	0.00	0-1-0	0.0	0	0	0	0.0
Steve Harris	12	368.80	1-1-0	100.0	32	0	32	2.7
Derek Tesch	12	0.00	0-0-0	0.0	0	0	0	0.0
<b>TOTAL.....</b>	<b>12</b>	<b>128.70</b>	<b>255-449-13</b>	<b>56.8</b>	<b>3171</b>	<b>25</b>	<b>94</b>	<b>264.2</b>
<b>OPPONENTS.....</b>	<b>12</b>	<b>124.10</b>	<b>230-413-11</b>	<b>55.7</b>	<b>2761</b>	<b>22</b>	<b>77</b>	<b>230.1</b>

RECEIVING							
	G	CATCHES	YARDS	AVG	TD	LONG	YPG
Robert Armstrong	12	67	849	12.7	11	94	70.8
Sherman Batiste	9	33	450	13.6	3	52	50.0
Jonathan Woodson	9	25	215	8.6	1	20	23.9
Christian Taylor	11	22	319	14.5	1	50	29.0
Clyde Lee	12	21	244	11.6	1	28	20.3
Anthony Johnson	12	20	158	7.9	1	33	13.2
Joseph Vela	12	19	315	16.6	2	77	26.2
Patrick LaFluer	12	17	140	8.2	0	19	11.7
Jake Willingham	11	14	240	17.1	3	48	21.8
C.J. Griggs	9	5	63	12.6	1	38	7.0
Shane Prater	5	4	108	27.0	1	51	21.6
Randall Toney	12	3	15	5.0	0	7	1.2
Derek Tesch	12	2	10	5.0	0	6	0.8
T.J. McCullough	11	1	32	32.0	0	32	2.9
Chandler Hill	2	1	12	12.0	0	12	6.0
Darryl Malone	12	1	1	1.0	0	1	0.1
<b>TOTAL.....</b>	<b>12</b>	<b>255</b>	<b>3171</b>	<b>12.4</b>	<b>25</b>	<b>94</b>	<b>264.2</b>
<b>OPPONENTS.....</b>	<b>12</b>	<b>230</b>	<b>2761</b>	<b>12.0</b>	<b>22</b>	<b>77</b>	<b>230.1</b>

# 2012 FINAL OVERALL STATISTICS

PUNT RETURNS					
	No.	YARDS	Avg	TD	Long
Joseph Vela	25	225	9.0	0	25
T.J. McCullough	1	0	0.0	0	0
<b>TOTAL.....</b>	<b>26</b>	<b>225</b>	<b>8.7</b>	<b>0</b>	<b>25</b>
<b>OPPONENTS.....</b>	<b>18</b>	<b>233</b>	<b>12.9</b>	<b>0</b>	<b>61</b>

INTERCEPTIONS					
	No.	YARDS	Avg	TD	Long
Steve Harris	4	51	12.8	0	51
Jeremy Aguilar	2	42	21.0	0	33
Mark Savere	2	51	25.5	0	49
Ronnie Ford	1	22	22.0	0	22
Rockeem Collins	1	0	0.0	0	0
Anthony Forker	1	23	23.0	0	23
<b>TOTAL.....</b>	<b>11</b>	<b>189</b>	<b>17.2</b>	<b>0</b>	<b>51</b>
<b>OPPONENTS.....</b>	<b>13</b>	<b>287</b>	<b>22.1</b>	<b>2</b>	<b>93</b>

KICK RETURNS					
	No.	YARDS	Avg	TD	Long
Jonathan Woodson	17	445	26.2	1	93
Anthony Washington	10	102	10.2	0	27
Anthony Johnson	5	96	19.2	0	34
Shane Prater	3	36	12.0	0	15
Clyde Lee	3	58	19.3	0	22
Steve Harris	2	26	13.0	0	17
Trevor Pesek	2	18	9.0	0	16
T.J. McCullough	1	4	4.0	0	4
<b>TOTAL.....</b>	<b>43</b>	<b>785</b>	<b>18.3</b>	<b>1</b>	<b>93</b>
<b>OPPONENTS.....</b>	<b>48</b>	<b>948</b>	<b>19.8</b>	<b>0</b>	<b>78</b>

FUMBLE RETURNS					
	No.	YARDS	Avg	TD	Long
Henry Greathouse	1	16	16.0	1	16
Mark Savere	0	0	0.0	1	0
<b>TOTAL.....</b>	<b>1</b>	<b>16</b>	<b>16.0</b>	<b>2</b>	<b>16</b>
<b>OPPONENTS.....</b>	<b>2</b>	<b>36</b>	<b>18.0</b>	<b>1</b>	<b>25</b>

FIELD GOALS									
	FGM-A	Pct	1-19	20-29	30-39	40-49	50-99	Lg	Blk
Matt Stoll	17-23	73.9	0-0	7-8	7-9	3-6	0-0	45	0

FIELD GOAL SEQUENCE		
	TEXAS A&M-KINGSVILLE	OPPONENTS
Central Washington	(23),40,(29),(38)	25,41
Abilene Christian	(35),(29),(31),39	51
West Texas A&M	(33),42	(38)
Midwestern State	45	(27)
A&M-Commerce	-	44
North Alabama	(30),(25),34,(29)	39
Incarnate Word	(27),(36),27	(36)
Tarleton	(27)	36
Angelo State	(45),(44)	23
Valdosta State	(41)	(22)
Eastern New Mexico	-	-
Emporia State	(31)	(44)

Numbers in (parentheses) indicate field goal was made.

PUNTING								
	No.	YARDS	Avg	LONG	TB	FC	I20	BLKD
Angel Millan	65	2670	41.1	87	8	19	18	0
<b>TOTAL.....</b>	<b>65</b>	<b>2670</b>	<b>41.1</b>	<b>87</b>	<b>8</b>	<b>19</b>	<b>18</b>	<b>0</b>
<b>OPPONENTS.....</b>	<b>76</b>	<b>2907</b>	<b>38.2</b>	<b>59</b>	<b>4</b>	<b>10</b>	<b>19</b>	<b>1</b>

KICKOFFS								
	No.	YARDS	Avg	TB	OB	RETN	NET	YdLN
Heriberto Salinas	52	3061	58.9	8	1			
Matt Stoll	15	913	60.9	8	0			
<b>TOTAL.....</b>	<b>67</b>	<b>3974</b>	<b>59.3</b>	<b>16</b>	<b>1</b>	<b>948</b>	<b>40.4</b>	<b>24</b>
<b>OPPONENTS.....</b>	<b>55</b>	<b>3112</b>	<b>56.6</b>	<b>11</b>	<b>1</b>	<b>785</b>	<b>38.3</b>	<b>26</b>



*Devin Shaw*

# 2012 FINAL OVERALL STATISTICS

TOTAL OFFENSE						
	G	PLAYS	RUSH	PASS	TOTAL	YPG
Nate Poppell	9	306	50	1805	1855	206.1
Bryan Ehrlich	9	217	30	1325	1355	150.6
Anthony Johnson	12	122	694	0	694	57.8
Randall Toney	12	129	490	0	490	40.8
Jonathan Woodson	9	95	312	0	312	34.7
Steve Harris	12	1	0	32	32	2.7
Joseph Vela	12	3	5	9	14	1.2
Robert Armstrong	12	2	4	0	4	0.3
Marquise Cardinal	1	2	4	0	4	4.0
Sherman Batiste	9	1	3	0	3	0.3
Dean Brantley	3	2	3	0	3	1.0
Clyde Lee	12	1	-2	0	-2	-0.2
Derek Tesch	12	1	-5	0	-5	-0.4
TEAM	8	14	-40	0	-40	-5.0
<b>TOTAL.....</b>	<b>12</b>	<b>898</b>	<b>1548</b>	<b>3171</b>	<b>4719</b>	<b>393.2</b>
<b>OPPONENTS.....</b>	<b>12</b>	<b>818</b>	<b>1491</b>	<b>2761</b>	<b>4252</b>	<b>354.3</b>

ALL PURPOSE								
	G	RUSH	REC	PR	KOR	IR	TOT	YPG
Jonathan Woodson	9	312	215	0	445	0	972	108.0
Anthony Johnson	12	694	158	0	96	0	948	79.0
Robert Armstrong	12	4	849	0	0	0	853	71.1
Joseph Vela	12	5	315	225	0	0	545	45.4
Randall Toney	12	490	15	0	0	0	505	42.1
Sherman Batiste	9	3	450	0	0	0	453	50.3
Christian Taylor	11	0	319	0	0	0	319	29.0
Clyde Lee	12	-2	244	0	58	0	300	25.0
Jake Willingham	11	0	240	0	0	0	240	21.8
Shane Prater	5	0	108	0	36	0	144	28.8
Patrick LaFluer	12	0	140	0	0	0	140	11.7
Anthony Washington	12	0	0	0	102	0	102	8.5
Steve Harris	12	0	0	0	26	51	77	6.4
C.J. Griggs	9	0	63	0	0	0	63	7.0
Mark Savere	12	0	0	0	0	51	51	4.2
Nate Poppell	9	50	0	0	0	0	50	5.6
Jeremy Aguilar	11	0	0	0	0	42	42	3.8
T.J. McCullough	11	0	32	0	4	0	36	3.3
Bryan Ehrlich	9	30	0	0	0	0	30	3.3
Anthony Forker	12	0	0	0	0	23	23	1.9
Ronnie Ford	11	0	0	0	0	22	22	2.0
Trevor Pesek	12	0	0	0	18	0	18	1.5
Chandler Hill	2	0	12	0	0	0	12	6.0
Derek Tesch	12	-5	10	0	0	0	5	0.4
Marquise Cardinal	1	4	0	0	0	0	4	4.0
Dean Brantley	3	3	0	0	0	0	3	1.0
Darryl Malone	12	0	1	0	0	0	1	0.1
TEAM	8	-40	0	0	0	0	-40	-5.0
<b>TOTAL.....</b>	<b>12</b>	<b>1548</b>	<b>3171</b>	<b>225</b>	<b>785</b>	<b>189</b>	<b>5918</b>	<b>493.2</b>
<b>OPPONENTS.....</b>	<b>12</b>	<b>1491</b>	<b>2761</b>	<b>233</b>	<b>948</b>	<b>287</b>	<b>5720</b>	<b>476.7</b>



# 2012 FINAL OVERALL STATISTICS

INDIVIDUAL DEFENSIVE STATISTICS													
		----Tackles----				Sacks-	--Pass Def--			-Fumbles-		Blkd	
	GP-S	Solo	Ast	Total	TFL/Yds	No-Yards	Int-Yds	BrUp	QBH	Rcv-Yds	FF	Kick	Saf
Jeremy Aguilar	11-10	56	41	97	17.0-59	3.0-16	2-42	4	1	2-0	3	1	.
Anthony Forker	12-11	46	29	75	3.0-9	0.5-2	1-23	8	.	.	.	.	.
Steve Harris	12-12	34	33	67	2.5-5	1.0-1	4-51	5	.	.	.	.	.
Mark Savere	12-8	20	33	53	2.5-7	.	2-51	3	.	1-0	.	.	.
Zane Brown	12-12	15	26	41	5.5-31	4.0-28	.	.	1	.	.	.	.
Marquis Singleton	10-8	16	22	38	7.0-29	3.0-17	.	3	2	.	1	.	.
Robert Williams	11-4	19	16	35	5.5-32	3.0-23	.	2	.	1-0	1	.	.
Trevor Pesek	12-12	18	13	31	2.5-5	1.0-1	.	2	.	.	1	.	.
Ricky Marshall	12-11	13	17	30	5.0-17	2.5-10	.	1	2	.	.	.	.
Darnell Hicks	12-7	16	14	30	9.0-30	3.5-14	.	1	1	1-0	.	.	.
Cornelius Shackelford	12-6	16	12	28	6.0-15	1.0-5	.	3	.	.	.	.	.
Angelo Looney	11-0	11	16	27	2.0-8	1.5-7	.	2	.	1-0	1	.	.
Rockeem Collins	11-1	18	8	26	2.0-2	1.0-1	1-0	.	1	.	.	.	.
Quincy Williams	12-12	17	8	25	.	.	.	6	.	.	.	.	.
T.J. McCullough	11-5	14	10	24	.	.	.	3	.	.	.	.	.
Bobby Hampton	12-5	3	17	20	1.0-1	.	.	.	.	1-0	.	.	.
DeAndre Savage	12-0	9	11	20	2.5-10	0.5-5	.	.	1	.	.	.	.
Anthony Washington	12-0	14	4	18	.	.	.	.	.	1-0	1	.	.
Ronnie Ford	11-7	13	4	17	3.0-8	.	1-22	2	.	.	.	.	.
Henry Greathouse	12-1	6	10	16	1.5-10	1.0-9	.	1	1	2-16	.	.	.
Kerry Wheatfall	9-0	10	4	14	1.0-1	.	.	2	.	.	.	.	.
James Gilbert	10-0	7	3	10	.	.	.	.	.	.	1	.	.
Clay Mazoch	10-0	6	4	10	.	.	.	.	.	.	.	.	.
DeVon Rhodes	9-0	3	6	9	1.5-13	1.5-13	.	1	2	.	.	.	.
Lamont Hills	8-0	5	2	7	.	.	.	.	.	.	.	1	.
Darryl Malone	12-0	5	1	6	.	.	.	.	.	.	.	.	.
Kamen Ruelas	11-0	.	6	6	.	.	.	.	.	1-0	.	.	.
Tyler Cauble	4-0	3	1	4	.	.	.	.	.	.	.	.	.
Mike Yarbrough	7-0	2	2	4	2.0-9	1.0-4	.	.	.	.	.	.	.
Bryan Ehrlich	9-3	3	.	3	.	.	.	.	.	.	.	.	.
Anthony Johnson	12-6	2	1	3	.	.	.	.	.	.	.	.	.
Lavender Eckford	3-0	.	2	2	.	.	.	.	.	.	.	1	.
Robert McCormick	5-0	.	2	2	.	.	.	.	.	.	.	.	.
Christian Taylor	11-7	1	1	2	.	.	.	.	.	.	.	.	.
Tommy Parsons	9-7	1	1	2	.	.	.	.	.	.	.	.	.
Derek Tesch	12-2	2	.	2	.	.	.	.	.	1-0	.	.	.
Joseph Vela	12-7	.	1	1	.	.	.	.	.	.	.	.	.
Lee Mattingly	12-12	.	1	1	.	.	.	.	.	.	.	.	.
James Lambert	1-0	.	1	1	.	.	.	.	.	.	.	.	.
Chivas Belton	1-0	.	1	1	.	.	.	.	.	.	.	.	.
Jake Willingham	11-3	.	1	1	.	.	.	.	.	.	.	.	.
Clyde Lee	12-9	.	1	1	.	.	.	.	.	.	.	.	.
<b>TOTAL.....</b>	<b>12-0</b>	<b>424</b>	<b>386</b>	<b>810</b>	<b>82-301</b>	<b>30-163</b>	<b>11-189</b>	<b>49</b>	<b>12</b>	<b>12-16</b>	<b>9</b>	<b>3</b>	<b>.</b>
<b>OPPONENTS.....</b>	<b>12-0</b>	<b>463</b>	<b>442</b>	<b>905</b>	<b>91.0-335</b>	<b>23-132</b>	<b>13-287</b>	<b>39</b>	<b>29</b>	<b>11-36</b>	<b>13</b>	<b>1</b>	<b>2</b>

# THE LAST TIME...

## ***a overtime game was played***

Sept. 29, 2011 - Texas A&M-Commerce 21, Hogs 14

## ***a tie game was played***

Oct. 8, 1977 - Hogs 25, Abilene Christian 25

## ***a shutout occurred***

by Hogs - vs. Texas A&M-Commerce, 21-0 (9/18/10)  
by opponent - by Tarleton, 23-0 (10/7/06)

## ***a punt was returned for a touchdown***

by Hogs - 22 yards, Corey Robertson at Abilene Christian (10/31/09)  
by opponent - 25 yards, Nick Ginn, Incarnate Word (10/15/11)

## ***a punt was blocked***

by Hogs - Jeremy Aguilar vs Incarnate Word (10/13/12)  
by opponent - Armonty Bryant, East Central (9/11/10)

## ***a fumble was returned for a touchdown***

by Hogs - 16 yards, Henry Greathouse at Abilene Christian (11/10/12)  
by opponent - 25 yards, Chris Metcalf, West Texas A&M (10/1/11)

## ***an interception was returned for a touchdown***

by Hogs - 34 yards, Rockeem Collins vs Texas A&M-Commerce (10/1/11)  
by opponent - 86 yards, Juan Ascencio, Incarnate Word (10/13/12)

## ***a kickoff was returned for a touchdown***

by Hogs - 93 yards, Jonathan Woodson at Tarleton State (10/20/13)  
by opponent - 97 yards, Dakarai Pecikonis, Angelo State (10/9/10)

## ***a safety was recorded***

by Hogs - Punt snap into end zone vs Angelo State (11/10/07)  
by opponent - Team rush out of end zone vs. TSU (10/20/12)

## ***a defensive extra point was scored***

by Hogs - Kerry Wheatfall at Midwestern State (9/24/11)  
by opponent -

## ***a field goal was blocked***

by Hogs - Lavender Eckford at Texas A&M-Commerce (9/29/12)  
by opponent - Nick Riachardson, Abilene Christian (11/5/11)

## ***a team was held to less than 200 yards of total offense***

by Hogs - 161 yards at Midwestern State (10/20/07)  
by opponent - 161 yards, Midwestern State (11/6/10)

## ***a team gained more than 500 yards of total offense***

by Hogs - 559 yards vs Emporia State (11/25/12)#  
by opponent - 615 yards, Midwestern State (9/22/12)

## ***a team gained more than 600 yards of total offense***

by Hogs - 616 yards at Angelo State (11/8/08)  
by opponent - 615 yards, Midwestern State (9/22/12)

## ***a team passed for less than 100 yards***

by Hogs - 54 yards vs Texas A&M-Commerce (9/18/10)  
by opponent - 98 yards, North Alabama (10/6/12)

## ***a team rushed for less than 100 yards***

by Hogs - 76 yards at Angelo State (10/9/10)  
by opponent - 3 yards, Emporia State (11/25/12)

## ***a team passed for more than 400 yards***

by Hogs - 418 yards vs Emporia State (11/25/12)  
by opponent - 408 yards, Abilene Christian (11/5/11)

## ***a team scored 40-49 points in one game***

by Hogs - 41 points at Incarnate Word (10/15/11)  
by opponent - 45 points, Emporia State (11/25/12)

## ***a team scored 50-59 points in one game***

by Hogs - 56 points at Southwestern Oklahoma (10/30/10)  
by opponent - 57 points, Tarleton State (11/14/09)

## ***a team scored 60 or more points in one game***

by Hogs - 60 points vs Texas College (8/27/05)  
by opponent - 73 points, Midwestern State (10/20/07)

## ***an individual rushed for more than 200 yards***

by Hogs - 228 yards, Jonathan Woodson vs Abilene Christian (11/5/11)  
by opponent - \*216 yards, Brian Satterfield, North Alabama (12/4/93)

## ***an individual had more than 150 yards receiving***

by Hogs - 166 yards, Sherman Batiste vs Midwestern State (9/22/12)  
by opponent - 193 yards, Shjuan Richardson, Emporia St. (11/25/12)

## ***an individual passed for more than 400 yards***

by Hogs - 418 yards, Bryan Ehrlich vs Emporia State (11/25/12)#  
by opponent - 408 yards, Mitchell Gale, Abilene Christian (11/5/11)

## ***an individual scored 3 or more touchdowns***

by Hogs - 3, Robert Armstrong vs Emporia State (11/25/12)#  
by opponent - 4, Keidrick Jackson, Midwestern State (9/22/12)

## ***an individual throws 4 or more touchdowns***

by Hogs - 4, Nate Poppell vs. Eastern New Mexico (11/10/12)  
by opponent - 5, Tyler Eckenrode, Emporia State (11/25/12)

## ***an individual gains more than 200 all-purpose yards***

by Hogs - 343 yards, Jonathan Woodson vs Abilene Christian (11/5/11)  
by opponent - 228 yards, Keidrick Jackson, Midwestern State (9/24/11)

## ***an individual has 2 or more interceptions***

by Hogs - 2, Mark Savere at Tarleton State (10/20/12)  
by opponent - 2, Dontae Smith, East Central (9/11/10)


## ***an individual has 15 or more tackles***

by Hogs - 16, Jeremy Aguilar vs Abilene Christian (11/5/11)  
by opponent - 16, M. Wadley, at Tarleton State (10/20/12)

## ***an individual kicks 3 or more field goals***

by Hogs - 3, Matt Stoll vs North Alabama (10/6/12)  
by opponent - 4, Jarred Martin, Angelo State (10/29/11)

\* NCAA Division II Playoff game  
# Kannza Bowl (Topeka, Kan.)



## AT A GLANCE...

### Passing Yardage

Game:	457	11/17/2001
	Abel Gonzalez	vs California-Davis
Season:	2,787	2008
	Billy Garza	
Career:	5,996	1967-70
	Karl Douglas	

### Attempts

Game:	59	11/17/2001
	Abel Gonzalez	vs California-Davis
Season:	390	2010
	Nate Poppell	
Career:	773	1999-02
	Abel Gonzalez	

### Completions

Game:	32	10/8/2011
	Daniel Ramirez	vs Lindenwood
Season:	237	2010
	Nate Poppell	
Career:	434	2008-09
	Billy Garza	

### Touchdowns

Game:	5	10/27/2007
	David Garza	vs Eastern New Mexico
Season:	24	2001
	Abel Gonzalez	
Career:	54	1967-70
	Karl Douglas	

## 300-YARD GAMES

Yds	Name	Opponent	Date
457	Abel Gonzalez	UC-Davis	11/17/01
418	Bryan Ehrlich	vs. Emporia St.	11/25/12
415	Bryan Ehrlich	Midwestern St.	11/25/12
389	Billy Garza	at Angelo St.	11/8/08
373	Dan Ramirez	at UIW	10/15/11
372	Nate Poppell	at ACU	9/8/12
368	Billy Garza	at NE State	9/20/08
353	Cory Miles	Angelo St.	11/5/05
350	Billy Garza	at Cen. Okla.	9/13/08
341	Dan Ramirez	Lindenwood	10/8/11
339	Dan Ramirez	Tarleton	10/22/11
321	Billy Garza	Abilene Chr.	11/1/08
321	Karl Douglas	at Long Beach	9/27/68
318	Billy Garza	at ENMU	10/25/08
315	Oktay Basci	Angelo St.	11/15/97
314	Abel Gonzalez	at PV A&M	9/22/01
314	Billy Garza	NE State	9/19/09
310	David Garza	ENMU	10/27/07
309	Billy Garza	at ACU	10/31/09
308	Billy Garza	at A&M-C	10/10/09
307	Daniel Taylor	Nicholls St.	10/18/03
306	Billy Garza	Delta State	8/29/09
306	Nate Poppell	WT A&M	9/17/11
305	Chris Soza	Mo. Western	11/17/84
305	Karl Douglas	Concordia	12/13/69

## PASSING YARDAGE

### Career

Karl Douglas (1967-70)	5,996
Abel Gonzalez (1999-02)	5,905
Nate Poppell (2009-12)	5,616
Billy Garza (2008-09)	5,498
Richard Ritchie (1973-76)	5,381
Daniel Taylor (2003-04)	5,021
Darcy Davis (1984-87)	4,853
Randy Johnson (1962-65)	4,350
Joe Menchaca (1991-94)	4,303
Oktay Basci (1994-97)	4,246
Mark James (1981-82)	3,687
Daniel Ramirez (2007-08, 10-11)	3,318
Martin Stroman (1976-79)	2,990
Marion Danna (1970-73)	2,668
Chris Soza (1981-84)	2,410
Jarrell Hayes (1958-61)	2,130
Elvis Hartsfield (1975-78)	2,033
Jeremy Heatley (2006)	1,796
Jack Fink (1950-52)	1,667
James Guidry (1985-88)	1,608

## PASS ATTEMPTS

### Career

Nate Poppell (2009-12)	819
Abel Gonzalez (1999-02)	773
Karl Douglas (1967-70)	759
Billy Garza (2008-09)	740
Darcy Davis (1984-87)	661
Randy Johnson (1962-65)	646
Joe Menchaca (1991-94)	634
Daniel Taylor (2003-04)	579
Richard Ritchie (1973-76)	576
Oktay Basci (1994-97)	560
Mark James (1981-82)	486
Daniel Ramirez (2007-08, 10-11)	440
Marion Danna (1970-73)	399
Martin Stroman (1976-79)	379
Chris Soza (1981-84)	361
Jarrell Hayes (1958-61)	329
Jeremy Heatley (2006)	318
Elvis Hartsfield (1975-78)	292
Mike Wendel (1970-73)	242
James Guidry (1985-88)	237

## PASS COMPLETIONS

### Career

Nate Poppell (2009-12)	490
Billy Garza (2008-09)	434
Abel Gonzalez (1999-02)	414
Karl Douglas (1967-70)	401
Daniel Taylor (2003-04)	353
Randy Johnson (1962-65)	335
Joe Menchaca (1991-94)	333
Darcy Davis (1984-87)	330
Richard Ritchie (1973-76)	323
Oktay Basci (1994-97)	291
Daniel Ramirez (2007-08, 10-11)	260
Mark James (1981-82)	211
Marion Danna (1970-73)	190
Martin Stroman (1976-79)	185
Chris Soza (1981-84)	170
Jeremy Heatley (2006)	166
Elvis Hartsfield (1975-78)	135
Jarrell Hayes (1958-61)	131
Mike Wendel (1970-73)	114
David Garza (2007)	112

## PASSING YARDAGE

### Season

Billy Garza, 2008	2,787
Billy Garza, 2009	2,711
Nate Poppell, 2010	2,671
Abel Gonzalez, 2001	2,570
Daniel Taylor, 2004	2,529
Daniel Taylor, 2003	2,492
Richard Ritchie, 1976	2,225
Daniel Ramirez, 2011	2,030
Karl Douglas, 1969	2,025
Mark James, 1982	1,881
Oktay Basci, 1995	1,876
Abel Gonzalez, 2002	1,834
Mark James, 1981	1,806
Nate Poppell, 2012	1,805
Jeremy Heatley, 2006	1,796
Karl Douglas, 1968	1,685
Joe Menchaca, 1994	1,670
Darcy Davis, 1987	1,600
Chris Soza, 1984	1,534
Joe Menchaca, 1993	1,480

## PASS ATTEMPTS

### Season

Nate Poppell, 2010	390
Billy Garza, 2008	370
Billy Garza, 2009	370
Abel Gonzalez, 2001	328
Jeremy Heatley, 2006	318
Daniel Taylor, 2003	290
Daniel Taylor, 2004	289
Daniel Ramirez, 2011	271
Mark James, 1982	264
Nate Poppell, 2012	254
Oktay Basci, 1995	251
Karl Douglas, 1969	249
Joe Menchaca, 1994	227
Mark James, 1981	222
Darcy Davis, 1985	219
Abel Gonzalez, 2002	218
Chris Soza, 1984	207
David Garza, 2007	201
Karl Douglas, 1970	200
Karl Douglas, 1968	200

## PASS COMPLETIONS

### Season

Nate Poppell, 2010	237
Billy Garza, 2009	225
Billy Garza, 2008	209
Abel Gonzalez, 2001	182
Daniel Taylor, 2003	177
Daniel Taylor, 2004	176
Jeremy Heatley, 2006	166
Daniel Ramirez, 2011	163
Nate Poppell, 2012	151
Karl Douglas, 1969	141
Oktay Basci, 1995	128
Joe Menchaca, 1994	127
Richard Ritchie, 1976	124
Abel Gonzalez, 2002	123
Mark James, 1982	113
David Garza, 2007	112
Karl Douglas, 1968	107
Joey Pena, 2005	105
Joe Menchaca, 1993	105
Darcy Davis, 1987	104

## ANNUAL LEADERS

(SINCE 1950)

YR	Name (Att-Comp-Int-TD)	YDS
1950	Jack Fink (16-5-2-1)	109
1951	Jack Fink (74-38-8-4)	575
1952	Jack Fink (118-57-11-13)	983
1953	Tommy Hudspeth (47-23-2-2)	298
1954	John Ormand (58-28-5-1)	452
1955	Joe Green (73-31-8-3)	570
1956	Joe Green (40-12-2-4)	205
1957	Joe Green (84-39-5-5)	469
1958	Jaime Davis (62-27-3-5)	417
1959	Jarrell Hayes (104-39-7-7)	789
1960	Jarrell Hayes (87-42-6-7)	622
1961	Jarrell Hayes (115-43-9-6)	639
1962	Randy Johnson (132-66-10-8)	910
1963	Randy Johnson (142-73-8-8)	917
1964	Randy Johnson (195-103-15-14)	1414
1965	Randy Johnson (177-93-12-4)	1109
1966	Terry Oglesby (168-82-13-9)	1262
1967	Karl Douglas (110-52-1-11)	841
1968	Karl Douglas (200-107-10-16)	1685
1969	Karl Douglas (249-141-9-14)	2025
1970	Karl Douglas (200-101-9-13)	1445
1971	Marion Danna (173-81-10-8)	1176
1972	Marion Danna (78-42-4-5)	585
1973	Mike Wendel (118-60-6-5)	714
1974	Richard Ritchie (162-87-7-11)	1470
1975	Richard Ritchie (165-88-6-12)	1436
1976	Richard Ritchie (199-124-7-17)	2225
1977	Elvis Hartsfield (118-58-5-4)	829
1978	Martin Stroman (157-81-9-7)	1189
1979	Martin Stroman (162-78-6-10)	1264
1980	Randy Cretors (151-59-8-3)	899
1981	Mark James (222-98-18-18)	1806
1982	Mark James (264-113-20-13)	1881
1983	Chris Soza (148-66-12-3)	861
1984	Chris Soza (207-101-12-11)	1534
1985	Darcy Davis (219-101-11-9)	1348
1986	Darcy Davis (179-90-10-11)	1384
1987	Darcy Davis (189-104-3-5)	1600
1988	James Guidry (164-75-10-8)	1186
1989	Rod Brown (167-84-9-10)	1339
1990	Paschall Davis (114-50-11-2)	551
1991	Joe Menchaca (98-49-4-1)	581
1992	Wesley Whiten (96-46-2-3)	732
1993	Joe Menchaca (197-105-11-10)	1480
1994	Joe Menchaca (227-127-7-13)	1670
1995	Oktay Basci (251-128-11-16)	1876
1996	Oktay Basci (156-78-8-11)	1117
1997	Oktay Basci (150-82-5-13)	1225
1998	Wes Bautovich (118-53-5-8)	754
1999	Abel Gonzalez (112-52-3-9)	762
2000	Abel Gonzalez (115-57-6-2)	739
2001	Abel Gonzalez (328-182-11-24)	2570
2002	Abel Gonzalez (218-123-7-16)	1834
2003	Daniel Taylor (290-177-9-23)	2492
2004	Daniel Taylor (289-176-13-18)	2529
2005	Joey Pena (181-105-9-7)	1240
2006	Jeremy Heatley (318-166-14-13)	1796
2007	David Garza (201-112-9-11)	1410
2008	Billy Garza (370-209-12-23)	2787
2009	Billy Garza (370-225-12-17)	2711
2010	Nate Poppell (390-237-10-16)	2671
2011	Daniel Ramirez (271-163-9-16)	2030
2012	Nate Poppell (254-151-5-13)	1805



## TOUCHDOWN PASSES

### Career

Karl Douglas (1967-70).....	54
Abel Gonzalez (1999-02).....	51
Daniel Taylor (2003-04).....	41
Richard Ritchie (1973-76).....	41
Oktay Basci (1994-97).....	40
Billy Garza (2008-09).....	40
Nate Poppell (2009-12).....	38
Randy Johnson (1962-65).....	34
Mark James (1981-82).....	31
Joe Menchaca (1991-94).....	29
Darcy Davis (1984-87).....	28
Daniel Ramirez (2007-08, 10-11).....	27
Martin Stroman (1976-79).....	22
Marion Danna (1970-73).....	21
Jarrell Hayes (1958-61).....	20
Jack Fink (1950-52).....	18
Chris Soza (1981-84).....	14
Jeremy Heatley (2006).....	13
Joe Green (1955-57).....	12
Four with.....	11

## COMPLETION PERCENTAGE

### Career (min. 250 attempts)

Daniel Taylor (2003-04).....	61.0
Nate Poppell (2009-12).....	59.8
Daniel Ramirez (2007-08, 10-11).....	59.1
Billy Garza (2008-09).....	58.6
Richard Ritchie (1973-76).....	56.1
Abel Gonzalez (1999-02).....	53.6
Karl Douglas (1967-70).....	52.8
Joe Menchaca (1991-94).....	52.5
Oktay Basci (1994-97).....	52.0
Randy Johnson (1962-65).....	51.9
Darcy Davis (1984-87).....	49.9
Martin Stroman (1976-79).....	48.8
Marion Danna (1970-73).....	47.6
Chris Soza (1981-84).....	47.1
Elvis Hartsfield (1975-78).....	46.2
Mark James (1981-82).....	43.4
Jarrell Hayes (1958-61).....	39.8

## PASS EFFICIENCY

### Career (min. 250 attempts)

Richard Ritchie (1973-76).....	150.4
Daniel Taylor (2003-04).....	149.6
Daniel Ramirez (2007-08, 10-11).....	136.8
Karl Douglas (1967-70).....	135.0
Abel Gonzalez (1999-02).....	132.5
Billy Garza (2008-09).....	132.4
Oktay Basci (1994-97).....	130.7
Nate Poppell (2009-12).....	127.6
Martin Stroman (1976-79).....	125.8
Darcy Davis (1984-87).....	117.4
Joe Menchaca (1991-94).....	115.2
Mark James (1981-82).....	112.6
Randy Johnson (1962-65).....	111.9
Marion Danna (1970-73).....	110.6
Elvis Hartsfield (1975-78).....	106.9
Chris Soza (1981-84).....	102.7
Jarrell Hayes (1958-61).....	100.3

## TOUCHDOWN PASSES

### Season

Abel Gonzalez, 2001.....	24
Billy Garza, 2008.....	23
Daniel Taylor, 2003.....	23
Daniel Taylor, 2004.....	18
Mark James, 1981.....	18
Richard Ritchie, 1976.....	17
Billy Garza, 2009.....	17
Karl Douglas, 1968.....	16
Oktay Basci, 1995.....	16
Abel Gonzalez, 2002.....	16
Nate Poppell, 2010.....	16
Daniel Ramirez, 2011.....	16
Randy Johnson, 1964.....	14
Karl Douglas, 1969.....	14
Jack Fink, 1952.....	13
Karl Douglas, 1970.....	13
Mark James, 1982.....	13
Joe Menchaca, 1994.....	13
Oktay Basci, 1997.....	13
Jeremy Heatley, 2006.....	13
Nate Poppell, 2012.....	13

## COMPLETION PERCENTAGE

### Season

Richard Ritchie, 1976.....	62.3
Cory Miles, 2005.....	61.1
Daniel Taylor, 2003.....	61.0
Daniel Taylor, 2004.....	60.9
Billy Garza, 2009.....	60.8
Nate Poppell, 2010.....	60.8
Daniel Ramirez, 2011.....	60.1
Nate Poppell, 2012.....	59.4
Joey Pena, 2005.....	58.0
Nate Poppell, 2011.....	57.1
Karl Douglas, 1969.....	56.6
Billy Garza, 2008.....	56.5
Abel Gonzalez, 2002.....	56.4
Joe Menchaca, 1994.....	55.9
David Garza, 2007.....	55.7
Abel Gonzalez, 2001.....	55.5
Darcy Davis, 1987.....	55.0
Oktay Basci, 1997.....	54.7
Richard Ritchie, 1974.....	53.7
Bryan Ehrlich, 2012.....	53.7
Karl Douglas, 1968.....	53.5

## PASS EFFICIENCY

### Season

Richard Ritchie, 1976.....	177.4
Daniel Taylor, 2003.....	153.2
Daniel Taylor, 2004.....	146.0
Oktay Basci, 1997.....	145.2
Abel Gonzalez, 2002.....	144.9
Richard Ritchie, 1974.....	143.7
Richard Ritchie, 1975.....	143.2
Karl Douglas, 1967.....	142.7
Karl Douglas, 1968.....	140.7
Abel Gonzalez, 2001.....	138.7
Karl Douglas, 1969.....	136.3
Jack Fink, 1952.....	136.0
Daniel Ramirez, 2011.....	135.9
Cory Miles, 2005.....	133.9
Billy Garza, 2008.....	133.8
Nate Poppell, 2012.....	132.1
Darcy Davis, 1987.....	131.7
Billy Garza, 2009.....	131.0
Joe Menchaca, 1994.....	130.5
Nate Poppell, 2010.....	126.7

**AT A GLANCE...****Total Offense Yardage**

Game:	457	.....11/17/2001
	Abel Gonzalez	vs California-Davis
Season:	3,173	..... 2001
	Abel Gonzalez	
Career:	7,828	.....1999-02
	Abel Gonzalez	

**All-Purpose Yardage**

Game:	364	.....9/13/1986
	Johnny Bailey	at North Dakota
Season:	2,531	..... 1988
	Johnny Bailey	
Career:	8,473	.....1986-89
	Johnny Bailey	

**TDs Responsible For**

Game:	6	..... 11/22/1938
	Leroy Fry	vs National Univ of Mexico
Season:	32	..... 2001
	Abel Gonzalez	
Career:	76	.....1986-89
	Johnny Bailey	

**SINGLE-GAME HIGHS****Total Offense**

Yds	Name	Opponent	Date
457	Abel Gonzalez	UC-Davis	11/17/01
423	Bryan Ehrlich	vs. Emporia St.	11/25/12
422	Bryan Ehrlich	Midwestern St.	11/25/12
415	Billy Garza	at Angelo St.	11/8/08
384	Billy Garza	at Cen. Okla.	9/13/08
380	Dan Ramirez	at UIW	10/15/11
372	Nate Poppell	at ACU	9/8/12
371	Billy Garza	at NE State	9/20/08
364	Billy Garza	Delta State	8/29/09
360	Cory Miles	Angelo St.	11/5/05
356	Dan Ramirez	Tarleton	10/22/11
352	Abel Gonzalez	at PV A&M	9/22/01
343	Billy Garza	at ENMU	10/25/08
343	Dan Ramirez	Lindenwood	10/8/11
336	Oktay Basci	at West Tex.	10/21/95
319	Martin Stroman	SW Texas	11/18/78
315	Billy Garza	Abilene Chr.	11/1/08
315	Karl Douglas	at L. Beach	9/27/68
314	Jeremy Heatley	West Tex.	9/30/06
312	Elvis Hartsfield	at Montana St.	9/23/78
311	Daniel Ramirez	Angelo St.	11/10/07
311	David Garza	Tarleton	10/6/07
311	David Garza	ENMU	10/27/07
310	Abel Gonzalez	A&M-C	10/6/01
310	Billy Garza	NE State	9/19/09
309	Daniel Taylor	at A&M-C	10/2/04
308	Billy Garza	at ACU	10/31/09
307	Martin Stroman	SHSU	10/21/78
306	Billy Garza	at A&M-C	10/10/09
305	Desi Najera	at Trinity	9/18/71
305	Karl Douglas	Concordia	12/13/69
303	Nate Poppell	WT A&M	9/17/11
302	John Davis	How. Payne	11/15/58
302	Oktay Basci	Angelo St.	11/15/97
301	Darcy Davis	Cameron	10/24/87

**TOTAL OFFENSE YARDAGE****Career**

Abel Gonzalez (1999-02)	7,828
Johnny Bailey (1986-89)	6,900
Richard Ritchie (1973-76)	6,884
Karl Douglas (1967-70)	6,515
Billy Garza (2008-09)	5,824
Nate Poppell (2009-12)	5,779
Darcy Davis (1984-87)	5,442
Daniel Taylor (2003-04)	5,384
Larry Collins (1974-77)	5,300
Randy Johnson (1962-65)	5,167
Heath Sherman (1985-88)	5,027
Oktay Basci (1994-97)	4,910
Martin Stroman (1976-79)	4,906
Mark James (1981-82)	4,855
Joe Menchaca (1991-94)	4,595
Larry Williams (2001-04)	4,060
Daniel Ramirez (2007-08, 10-11)	3,597
Wesley Whiten (1991-92, 94-95)	3,547
Chris Soza (1981-84)	2,725
Elvis Hartsfield (1975-78)	2,725

**TDS RESPONSIBLE FOR****Career**

Johnny Bailey (1986-89)	76
Karl Douglas (1967-70)	72
Abel Gonzalez (1999-02)	71
Heath Sherman (1985-88)	70
Richard Ritchie (1973-76)	60
Larry Collins (1974-77)	54
Oktay Basci (1994-97)	52
Randy Johnson (1962-65)	49
Martin Stroman (1976-79)	48
Billy Garza (2008-09)	47
Larry Williams (2001-04)	47
Mark James (1981-82)	46
Daniel Taylor (2003-04)	45
Nate Poppell (2009-12)	43
Dexter Deese (1992-94)	40
Wesley Whiten (1991-92, 94-95)	38
Joe Menchaca (1991-94)	36
Darcy Davis (1984-87)	36
Dwight Harrison (1967-70)	34
Daniel Ramirez (1967-70)	33
Butch Pressley (1959-62)	32

**TOTAL OFFENSE PER GAME****Career**

Billy Garza (2008-09)	253.2
Daniel Taylor (2003-04)	224.3
Mark James (1981-82)	220.7
Nate Poppell (2009-12)	192.6
Abel Gonzalez (1999-02)	190.9
Johnny Bailey (1986-89)	164.3
Karl Douglas (1967-70)	151.5
Bryan Ehrlich (2012)	150.6
Richard Ritchie (1973-76)	149.7
Darcy Davis (1984-87)	147.1
Martin Stroman (1976-79)	140.2
Randy Johnson (1962-65)	139.6
Daniel Ramirez (2007-08, 10-11)	116.0
Heath Sherman (1985-88)	114.2
Larry Collins (1974-77)	112.8
Oktay Basci (1994-97)	111.6
Larry Williams (2001-04)	101.5
Joe Menchaca (1991-94)	99.9
Chris Soza (1981-84)	97.3
Rod Brown (1988-89)	89.7

**TOTAL OFFENSE YARDAGE****Season**

Abel Gonzalez, 2001	3,173
Billy Garza, 2008	2,919
Billy Garza, 2009	2,905
Daniel Taylor, 2003	2,732
Nate Poppell, 2010	2,726
Daniel Taylor, 2004	2,652
Richard Ritchie, 1976	2,608
Abel Gonzalez, 2002	2,572
Mark James, 1981	2,535
Mark James, 1982	2,320
Daniel Ramirez, 2011	2,145
Oktay Basci, 1995	2,090
Karl Douglas, 1969	2,078
Martin Stroman, 1979	2,029
Johnny Bailey, 1988	2,022
Johnny Bailey, 1986	2,011
Richard Ritchie, 1975	2,009
Richard Ritchie, 1974	1,956
Darcy Davis, 1987	1,907
Jeremy Heatley, 2006	1,887

**TDS RESPONSIBLE FOR****Season**

Abel Gonzalez, 2001	32
Billy Garza, 2008	27
Heath Sherman, 1988	27
Daniel Taylor, 2003	26
Mark James, 1981	25
Richard Ritchie, 1976	25
Heath Sherman, 1986	23
Karl Douglas, 1968	22
Mark James, 1982	21
Karl Douglas, 1969	21
Leroy Fry, 1938	21
Abel Gonzalez, 2002	21
Johnny Bailey, 1988	21
Dexter Deese, 1994	20
Billy Garza, 2009	20
Nate Poppell, 2010	20
Johnny Bailey, 1987	20
Seven with	19

**TOTAL OFFENSE PER GAME****Season**

Abel Gonzalez, 2001	288.5
Billy Garza, 2008	265.4
Billy Garza, 2009	242.1
Daniel Taylor, 2004	241.1
Mark James, 1981	230.5
Nate Poppell, 2010	227.2
Mark James, 1982	210.9
Daniel Taylor, 2003	210.2
Nate Poppell, 2012	206.1
Richard Ritchie, 1976	200.6
Abel Gonzalez, 2002	197.8
Daniel Ramirez, 2011	195.0
Nate Poppell, 2011	192.3
Randy Johnson, 1964	192.0
Martin Stroman, 1979	184.5
Johnny Bailey, 1986	182.8
Martin Stroman, 1978	174.0
Darcy Davis, 1987	173.4
Karl Douglas, 1969	173.2
Chris Soza, 1984	173.1

**ANNUAL LEADERS**

(TOTAL OFFENSE SINCE 1950)

YR	Name	YDS
1950	Kenneth Scholz	709
1951	Reggie West	647
1952	Reggie West	1046
1953	Alton Sanders	625
1954	S.T. Bridges	551
1955	Joe Green	691
1956	Cal Hutzler	637
1957	Harold Holden	486
1958	Jamie Davis	622
1959	Butch Pressley	893
1960	Jarrell Hayes	662
1961	Sid Blanks	609
1962	Randy Johnson	964
1963	Randy Johnson	980
1964	Randy Johnson	1728
1965	Randy Johnson	1495
1966	Terry Oglesby	1314
1967	Karl Douglas	1021
1968	Karl Douglas	1832
1969	Karl Douglas	2078
1970	Karl Douglas	1584
1971	Marion Danna	1017
1972	Ruford Huff	973
1973	Ruford Huff	805
1974	Richard Ritchie	1956
1975	Richard Ritchie	2009
1976	Richard Ritchie	2608
1977	Elvis Hartsfield	1006
1978	Martin Stroman	1740
1979	Martin Stroman	2029
1980	Randy Cretors	1221
1981	Mark James	2535
1982	Mark James	2320
1983	Chris Soza	973
1984	Chris Soza	1731
1985	Darcy Davis	1390
1986	Johnny Bailey	2011
1987	Darcy Davis	1907
1988	Johnny Bailey	2022
1989	Rod Brown	1583
1990	Paschall Davis	1066
1991	Charles Thompson	805
1992	Wesley Whiten	1340
1993	Joe Menchaca	1598
1994	Joe Menchaca	1678
1995	Oktay Basci	2090
1996	Oktay Basci	1436
1997	Oktay Basci	1346
1998	Terrence Bennett	1668
1999	Abel Gonzalez	1076
2000	Abel Gonzalez	1007
2001	Abel Gonzalez	3173
2002	Abel Gonzalez	2572
2003	Daniel Taylor	2732
2004	Daniel Taylor	2652
2005	Joey Pena	1264
2006	Jeremy Heatley	1887
2007	David Garza	1441
2008	Billy Garza	2919
2009	Billy Garza	2905
2010	Nate Poppell	2726
2011	Daniel Ramirez	2145
2012	Nate Poppell	1855

## SINGLE-GAME HIGHS

### All-Purpose Yardage

Yds	Name	Opponent	Date
364	Johnny Bailey	at N. Dakota	9/13/86
362	Jon Woodson	at UIW	10/15/11
343	Jon Woodson	Abilene Chr.	11/5/11
315	Johnny Bailey	at SHSU	9/19/87
304	Johnny Bailey	at SW Texas	9/2/89
298	Johnny Bailey	at Angelo St.	11/22/86
289	Johnny Bailey	at West Tex.	10/31/87
284	Johnny Bailey	at Portland St.	12/3/88
267	Johnny Bailey	at Idaho St.	9/12/87
263	Fred Winborn	ENMU	10/24/09
260	Johnny Bailey	SW Texas	9/3/88
259	Kerry Simien	Abilene Chr.	11/5/88
257	Johnny Bailey	ENMU	11/7/87
256	Raymorris Miller	at Angelo St.	11/11/06
254	Johnny Bailey	East Central	9/20/86
251	Jon Woodson	at Angelo St.	10/29/11
250	Aleric Clark	at NDSU	8/31/00
249	Johnny Bailey	Tex. South.	9/6/86
249	Johnny Bailey	Miss. Col.	11/19/88
246	Johnny Bailey	Central St.	10/25/86
246	Larry Williams	West Tex.	9/25/04
244	Norman Miller	A&M-C	10/7/95
243	Jon Woodson	West Tex.	10/16/10
238	Larry Collins	HPU	11/15/75
238	Johnny Bailey	East Tex.	10/8/88
236	Derrick Foster	ENMU	10/30/99
235	Johnny Bailey	at Lamar	10/4/86
234	H. Sherman	Abilene Chr.	11/15/86
232	H. Sherman	West Tex.	11/1/86
232	Cal Hutzler	at SW Tex.	10/8/55
228	Larry Williams	at Neb.-K	11/20/02
226	Reggie West	SW Tex.	9/27/52
226	J. Humphrey	at Cen. Okla.	11/28/98
225	Jon Woodson	Minot St.	9/10/11

## TOTAL OFFENSE PER PLAY

### Career (min. 500 plays)

Larry Collins (1974-77)	7.40
Johnny Bailey (1986-89)	7.23
Richard Ritchie (1973-76)	6.78
Billy Garza (2008-09)	6.66
Wesley Whiten (1991-92, 94-95)	6.57
Daniel Ramirez (2007-08, 10-11)	6.49
Daniel Taylor (2003-04)	6.49
Karl Douglas (1967-70)	6.43
Oktay Basci (1994-97)	6.29
Abel Gonzalez (1999-02)	6.12
Nate Poppell (2009-12)	5.99
Darcy Davis (1984-87)	5.88
Mark James (1981-82)	5.88
Heath Sherman (1985-88)	5.77
Randy Johnson (1962-65)	5.70
Larry Williams (2001-04)	5.65
Martin Stroman (1976-79)	5.63
Joe Menchaca (1991-94)	5.58
Elvis Hartsfield (1975-78)	5.20
Marion Danna (1970-73)	4.61

## ALL-PURPOSE YARDAGE

### Career

Johnny Bailey (1986-89)	8,473
Heath Sherman (1985-88)	5,694
Larry Collins (1974-77)	5,548
Jonathan Woodson (2009-12)	5,172
Larry Williams (2001-04)	4,467
Kerry Simien (1986-89)	4,057
Dwight Harrison (1967-70)	3,901
Glenn Starks (1974-77)	3,823
Marcus Bonner (1979-81)	3,657
Sid Blanks (1960-63)	3,470
Raymorris Miller (2004-07)	3,389
Ryan Lincoln (2007-10)	3,371
John Humphrey (1997-98)	3,050
Dexter Deese (1992-94)	3,044
Eldridge Small (1968-71)	2,977
Butch Pressley (1959-62)	2,932
Clarence Alberts (1970-73)	2,850
George Franklin (1973-76)	2,845
Wesley Whiten (1991-92, 94-95)	2,818
Cal Hutzler (1954-57)	2,519

## ALL-PURPOSE PER GAME

### Career

Johnny Bailey (1986-89)	201.7
Heath Sherman (1985-88)	129.4
John Humphrey (1997-98)	127.1
Larry Collins (1974-77)	118.0
Jonathan Woodson (2009-12)	117.5
Larry Williams (2000-04)	111.7
Marcus Bonner (1979-81)	110.8
Norman Miller (1995, 97)	100.9
Jareko Taylor (2006, 08)	100.0
Derrick Foster (1998-99)	98.2
Kerry Simien (1986-89)	94.3
Sid Blanks (1960-63)	93.8
Raymorris Miller (2004-07)	91.6
Charles Thompson (1990-91)	91.3
Dwight Harrison (1967-70)	90.7
Tommy Janik (1960-62)	90.4
Dexter Deese (1992-94)	82.3
Butch Pressley (1959-62)	81.4
Glenn Starks (1974-77)	79.6
Anthony Washington (2012)	79.0

## TOTAL OFFENSE PER PLAY

### Season (min. 50 plays)

Alton Sanders, 1950	11.50
Butch Pressley, 1960	9.50
Sid Blanks, 1960	9.48
John Humphrey, 1997	8.63
Richard Ritchie, 1976	8.61
Barry Copenhaver, 1960	8.00
Sid Blanks, 1961	7.91
Derrick Foster, 1998	7.90
Larry Collins, 1976	7.83
Larry Collins, 1977	7.73
Larry Collins, 1975	7.71
Wesley Whiten, 1994	7.70
Daniel Ramirez, 2008	7.66
Terrence Bennett, 1998	7.62
Elvis Hartsfield, 1976	7.55
Jeremy Burnell, 1995	7.54
Johnny Bailey, 1989	7.51
Johnny Bailey, 1986	7.42
James Jefferson, 1982	7.42
Johnny Bailey, 1987	7.36

## ALL-PURPOSE YARDAGE

### Season

Johnny Bailey, 1988	2,531
Johnny Bailey, 1986	2,425
Jonathan Woodson, 2011	2,309
Johnny Bailey, 1987	2,017
Larry Williams, 2003	1,696
Heath Sherman, 1988	1,671
Heath Sherman, 1986	1,651
Don Hardeman, 1974	1,637
Larry Collins, 1976	1,597
John Humphrey, 1998	1,571
Larry Williams, 2002	1,566
Johnny Bailey, 1989	1,500
Larry Collins, 1975	1,487
Fred Winborn, 2009	1,482
John Humphrey, 1997	1,479
Larry Collins, 1974	1,479
Marcus Bonner, 1979	1,446
Jonathan Woodson, 2010	1,422
Marcus Bonner, 1980	1,413
Dwight Harrison, 1968	1,406

## ALL-PURPOSE PER GAME

### Season

Johnny Bailey, 1986	220.5
Jonathan Woodson, 2011	209.9
Johnny Bailey, 1987	201.7
Johnny Bailey, 1988	194.7
Johnny Bailey, 1989	187.5
Heath Sherman, 1986	150.1
John Humphrey, 1997	134.5
Larry Williams, 2003	130.5
Heath Sherman, 1988	128.5
Marcus Bonner, 1980	128.5
Derrick Foster, 1999	127.8
Don Hardeman, 1974	125.9
Larry Williams, 2004	124.7
Larry Collins, 1975	123.9
Fred Winborn, 2009	123.5
Larry Collins, 1976	122.8
Sid Blanks, 1963	122.4
Gil Steinke, 1941	121.6
John Humphrey, 1998	120.8
Heath Sherman, 1987	120.6

## ANNUAL LEADERS

(ALL PURPOSE SINCE 1950)

YR	Name	YDS
1950	Kenneth Scholz	750
1951	Jack Sportsman	690
1952	Reggie West	1069
1953	William Putnam	951
1954	William Putnam	732
1955	Cal Hutzler	1074
1956	Cal Hutzler	877
1957	Bob Graf	697
1958	Charles Massey	989
1959	Butch Pressley	1175
1960	Butch Pressley	698
1961	Sid Blanks	916
1962	Tommy Janik	1191
1963	Sid Blanks	1102
1964	L.J. Rolf	635
1965	James Brown	802
1966	Larry Pullin	584
1967	Dwight Harrison	559
1968	Dwight Harrison	1406
1969	Eldridge Small	1143
1970	Eldridge Small	1044
1971	Jerrald Taylor	799
1972	Ruford Huff	1102
1973	Ruford Huff	825
1974	Don Hardeman	1637
1975	Larry Collins	1487
1976	Larry Collins	1597
1977	Glenn Starks	995
1978	Ricky Smith	878
1979	Marcus Bonner	1446
1980	Marcus Bonner	1413
1981	Joe Hayes	803
1982	James Jefferson	931
1983	James Jefferson	666
1984	Marcus Brown	769
1985	Heath Sherman	1287
1986	Johnny Bailey	2425
1987	Johnny Bailey	2017
1988	Johnny Bailey	2531
1989	Johnny Bailey	1500
1990	Charles Thompson	727
1991	Charles Thompson	1100
1992	Martin Patton	1233
1993	Louis Fite	1107
1994	Dexter Deese	1402
1995	Norman Miller	1210
1996	Reggie Durden	1228
1997	John Humphrey	1479
1998	John Humphrey	1571
1999	Derrick Foster	1278
2000	Abel Gonzalez	1007
2001	Aleric Clark	1193
2002	Larry Williams	1566
2003	Larry Williams	1696
2004	Maurice Washington	1111
2005	Raymorris Miller	964
2006	Raymorris Miller	1295
2007	Raymorris Miller	883
2008	Jareko Taylor	1104
2009	Fred Winborn	1482
2010	Jonathan Woodson	1422
2011	Jonathan Woodson	2309
2012	Jonathan Woodson	972

## AT A GLANCE...

### Carries

Game:	42	.....11/1/1986
	Heath Sherman	
	at West Texas A&M	
Season:	312	..... 2003
	Larry Williams	
Career:	953	.....1986-89
	Johnny Bailey	

### Rushing Yards

Game:	263	..... 10/24/2009
	Fred Winborn	
	vs Eastern New Mexico	
Season:	2,022	..... 1988
	Johnny Bailey	
Career:	6,900	.....1986-89
	Johnny Bailey	

### Touchdowns

Game:	6	..... 11/22/1938
	Leroy Fry	
	vs National Univ of Mexico	
Season:	27	..... 1988
	Heath Sherman	
Career:	72	.....1986-89
	Johnny Bailey	

## 200-YARD GAMES

Yds	Name	Opponent	Date
263	Fred Winborn	ENMU	10/24/09
254	Johnny Bailey	at West Tex.	10/31/87
246	Larry Williams	West Tex.	9/25/04
244	Johnny Bailey	at North Dak.	9/13/86
238	Larry Collins	HPU	11/15/75
238	Johnny Bailey	Tex. Southern	9/6/86
236	Johnny Bailey	at East Tex.	10/8/88
236	Johnny Bailey	ENMU	11/7/87
234	Heath Sherman	Abilene Chr.	11/15/86
231	Johnny Bailey	Miss. Col.	11/19/88
228	Johnny Bailey	at Portland St.	10/13/88
228	Jon Woodson	Abilene Chr.	11/5/11
226	Reggie West	SW Texas	9/27/52
224	Heath Sherman	SFA	9/21/85
223	Fred Winborn	Tarleton St.	11/14/09
218	Johnny Bailey	at Angelo St.	11/22/86
217	Larry Collins	at Sul Ross	10/18/75
216	Larry Williams	at Neb.-K	11/23/02
216	Heath Sherman	at North Dak.	9/13/86
213	Derrick Foster	ENMU	10/30/99
207	Norman Miller	East Tex.	10/7/95
207	Johnny Bailey	at East Cen.	9/20/86
206	Heath Sherman	at East Cen.	9/20/86
204	Johnny Bailey	Portland St.	9/23/89
204	Johnny Bailey	East Tex.	10/17/87
204	Johnny Bailey	at Lamar	10/4/86
202	Ken Scholz	McMurry	10/14/50
202	Don Hardeman	at HPU	11/16/74
201	Larry Young	Indiana, PA	12/3/94
201	Johnny Bailey	West Tex.	10/22/88

Yds	Quarterback	Opponent	Date
177	Wesley Whiten	East Central	9/17/94
155	Abel Gonzalez	East Central	9/18/99
149	Jaime Davis	HPU	11/15/58
148	Wesley Whiten	at Portland	9/19/92
146	Desi Najera	at Trinity	9/18/71

## RUSHING YARDAGE

### Career

Johnny Bailey (1986-89)	..... 6,900
Larry Collins (1974-77)	..... 5,300
Heath Sherman (1985-88)	..... 5,140
Larry Williams (2001-04)	..... 4,060
Wesley Whiten (1991-92, 94-95)	.. 2,667
Raymorris Miller (2004-07)	..... 2,393
Henry Glenn (1968-69, 71-72)	2,290
Marcus Bonner (1979-81)	..... 2,287
Butch Pressley (1959-62)	..... 2,276
Dexter Deese (1992-94)	..... 2,124
Sid Blanks (1960-63)	..... 2,044
Ruford Huff (1970-73)	..... 2,021
Clarence Alberts (1970-73)	..... 2,005
Jonathan Woodson (2009-12)	1,993
Robert Poole (1976-79)	..... 1,970
Don Hardeman (1971-74)	..... 1,929
Abel Gonzalez (1999-02)	..... 1,923
Martin Stroman (1976-79)	..... 1,916
Reggie West (1951-53)	..... 1,862
John Humphrey (1997-98)	..... 1,734

## RUSHING ATTEMPTS

### Career

Johnny Bailey (1986-89)	..... 953
Heath Sherman (1985-88)	..... 871
Larry Williams (2001-04)	..... 719
Larry Collins (1974-77)	..... 716
Raymorris Miller (2004-07)	..... 546
Abel Gonzalez (1999-02)	..... 506
Martin Stroman (1976-79)	..... 493
Henry Glenn (1968-69, 71-72)	.. 453
Richard Ritchie (1973-76)	..... 439
Reggie West (1951-53)	..... 426
Marcus Bonner (1979-81)	..... 417
Wesley Whiten (1991-92, 94-95)	404
Jonathan Woodson (2009-12)	1,993
Clarence Alberts (1970-73)	..... 386
Dexter Deese (1992-94)	..... 377
Butch Pressley (1959-62)	..... 374
Louis Fite (1993-94)	..... 361
Ruford Huff (1970-73)	..... 354
Robert Poole (1976-79)	..... 344
Mark James (1981-82)	..... 340

## RUSHING TOUCHDOWNS

### Career

Johnny Bailey (1986-89)	..... 72
Heath Sherman (1985-88)	..... 69
Larry Collins (1974-77)	..... 54
Larry Williams (2001-04)	..... 44
Wesley Whiten (1991-92, 94-95)	.. 34
Dexter Deese (1992-94)	..... 32
Butch Pressley (1959-62)	..... 29
Clarence Alberts (1970-73)	..... 27
Martin Stroman (1976-79)	..... 26
Leroy Fry (1937-38)	..... 24
Sid Blanks (1960-63)	..... 23
Marcus Bonner (1979-81)	..... 22
Don Hardeman (1971-74)	..... 22
George Franklin (1973-76)	..... 21
Abel Gonzalez (1999-02)	..... 20
Larry Young (1993-96)	..... 19
Jeremy Burnell (1995-98)	..... 19
Richard Ritchie (1973-76)	..... 19
Jonathan Woodson (2009-12)	..... 19

## RUSHING YARDAGE

### Season

Johnny Bailey, 1988	..... 2,022
Johnny Bailey, 1986	..... 2,011
Johnny Bailey, 1987	..... 1,598
Larry Williams, 2003	..... 1,570
Don Hardeman, 1974	..... 1,547
Heath Sherman, 1986	..... 1,515
Heath Sherman, 1988	..... 1,499
Larry Williams, 2002	..... 1,496
Larry Collins, 1975	..... 1,473
Larry Collins, 1976	..... 1,456
Larry Collins, 1974	..... 1,451
Fred Winborn, 2009	..... 1,295
Johnny Bailey, 1989	..... 1,269
Robert Poole, 1979	..... 1,189
Heath Sherman, 1985	..... 1,111
Gil Steinke, 1941	..... 1,051
Reggie West, 1952	..... 1,046
Jonathan Woodson, 2011	..... 1,017
Dexter Deese, 1994	..... 1,015
Ruford Huff, 1972	..... 973

## RUSHING ATTEMPTS

### Season

Larry Williams, 2003	..... 312
Johnny Bailey, 1988	..... 297
Johnny Bailey, 1986	..... 271
Heath Sherman, 1988	..... 264
Heath Sherman, 1986	..... 241
Larry Williams, 2002	..... 240
Reggie West, 1952	..... 223
Larry Collins, 1974	..... 220
Kenneth Scholz, 1950	..... 218
Johnny Bailey, 1987	..... 217
Don Hardeman, 1974	..... 216
Louis Fite, 1993	..... 212
Robert Poole, 1979	..... 204
Heath Sherman, 1985	..... 204
Fred Winborn, 2009	..... 197
Martin Stroman, 1979	..... 196
Raymorris Miller, 2006	..... 192
Larry Collins, 1975	..... 191
Larry Collins, 1976	..... 186
Reg Durden, 1996	..... 183

## RUSHING TOUCHDOWNS

### Season

Heath Sherman, 1988	..... 27
Heath Sherman, 1986	..... 23
Johnny Bailey, 1988	..... 21
Leroy Fry, 1938	..... 21
Larry Williams, 2002	..... 18
Johnny Bailey, 1987	..... 18
Johnny Bailey, 1986	..... 18
Don Hardeman, 1974	..... 17
Larry Williams, 2003	..... 17
Larry Collins, 1974	..... 17
Fred Winborn, 2009	..... 17
Larry Collins, 1976	..... 16
Dexter Deese, 1994	..... 15
Larry Collins, 1975	..... 15
Johnny Bailey, 1989	..... 15
Reg Durden, 1996	..... 13
Five with	..... 12

## ANNUAL LEADERS

(RUSHING SINCE 1938)

YR	Name	YDS
1938	Leroy Fry	833
1941	Gil Steinke	1051
1948	Harold Menke	659
1950	Kenneth Scholz	709
1951	Reggie West	647
1952	Reggie West	1046
1953	Alton Sanders	625
1954	Steve Curry	530
1955	Cal Hutzler	518
1956	Harold Holden	602
1957	Harold Holden	480
1958	Charles Massey	575
1959	Butch Pressley	893
1960	Sid Blanks	550
1961	Sid Blanks	609
1962	Tommy Janik	580
1963	Sid Blanks	451
1964	Randy Johnson	314
1965	James Brown	542
1966	Phelan Allee	237
1967	Roy Farmer	295
1968	Henry Glenn	722
1969	Henry Glenn	836
1970	Guile Vela	690
1971	Henry Glenn	547
1972	Ruford Huff	973
1973	Ruford Huff	805
1974	Don Hardeman	1547
1975	Larry Collins	1473
1976	Larry Collins	1456
1977	Larry Collins	920
1978	Ricky Smith	689
1979	Robert Poole	1189
1980	Marcus Bonner	893
1981	Mark James	729
1982	James Jefferson	838
1983	Neal LaHue	502
1984	Marcus Brown	634
1985	Heath Sherman	1111
1986	Johnny Bailey	2011
1987	Johnny Bailey	1598
1988	Johnny Bailey	2022
1989	Johnny Bailey	1269
1990	Charles Thompson	551
1991	Charles Thompson	805
1992	Martin Patton	876
1993	Louis Fite	846
1994	Dexter Deese	1015
1995	Wesley Whiten	752
1996	Reg Durden	800
1997	John Humphrey	820
1998	Bennett, Terrence	932
1999	Derrick Foster	969
2000	Darrell White	732
2001	Abel Gonzalez	603
2002	Larry Williams	1496
2003	Larry Williams	1570
2004	Larry Williams	666
2005	Raymorris Miller	830
2006	Raymorris Miller	761
2007	Raymorris Miller	573
2008	Billy Martin	730
2009	Fred Winborn	1295
2010	Jonathan Woodson	608
2011	Jonathan Woodson	1017
2012	Anthony Johnson	694



### YARDS PER CARRY

#### Career (min. 200 rush)

John Humphrey (1997-98) .....	7.67
Larry Collins (1974-77) .....	7.40
Johnny Bailey (1986-89) .....	7.24
Sid Blanks (1960-63) .....	6.70
Wesley Whiten (1991-92, 94-95) .....	6.60
Derrick Foster (1998-99) .....	6.59
Don Hardeman (1971-74) .....	6.41
George Franklin (1973-76) .....	6.31
Larry Young (1993-96) .....	6.23
Fred Winborn (2009-10) .....	6.10
Butch Pressley (1959-62) .....	6.09
Cal Hutzler (1954-57) .....	5.86
Charles Thompson (1990-91) .....	5.79
Heath Sherman (1985-88) .....	5.77
Robert Poole (1976-79) .....	5.73
Ruford Huff (1970-73) .....	5.71
Larry Williams (2001-04) .....	5.65
Norman Miller (1995, 97) .....	5.64
Dexter Deese (1992-94) .....	5.63
Anthony Jiles (1984-85, 87-88) .....	5.61

### RUSHING YARDS PER GAME

#### Career

Johnny Bailey (1986-89) .....	164.3
Heath Sherman (1985-88) .....	114.2
Larry Collins (1974-77) .....	112.8
Larry Williams (2000-04) .....	101.5
Derrick Foster (1998-99) .....	76.7
John Humphrey (1997-98) .....	72.2
Ruford Huff (1970-73) .....	72.2
Marcus Bonner (1979-81) .....	69.3
Reggie West (1951-53) .....	69.0
Wesley Whiten (1991-92, 94-95) .....	68.4
Charles Thompson (1990-91) .....	67.8
Norman Miller (1995, 97) .....	64.8
Raymorris Miller (2004-07) .....	64.7
Butch Pressley (1959-62) .....	63.2
Henry Glenn (1968-69, 71-72) .....	60.3
Louis Fite (1993-94) .....	59.6
Dexter Deese (1992-94) .....	57.4
Sid Blanks (1960-63) .....	55.2
Martin Stroman (1976-79) .....	54.7
Larry Young (1993-96) .....	54.1

### 100-YARD RUSHING GAMES

#### Career

Johnny Bailey (1986-89) .....	36
Larry Collins (1974-77) .....	27
Heath Sherman (1985-88) .....	26
Larry Williams (2001-04) .....	13
Wesley Whiten (1991-92, 94-95) .....	10
Don Hardeman (1971-74) .....	10
Raymorris Miller (2004-07) .....	9
Marcus Bonner (1979-81) .....	9
Gil Steike (1938-41) .....	8
Three with .....	7

### YARDS PER CARRY

#### Season (min. 60 plays)

Butch Pressley, 1960 .....	9.50
John Humphrey, 1997 .....	8.63
Sid Blanks, 1961 .....	7.91
Derrick Foster, 1998 .....	7.90
Wesley Whiten, 1994 .....	7.83
Larry Collins, 1976 .....	7.83
Larry Collins, 1977 .....	7.73
Larry Collins, 1975 .....	7.71
Johnny Bailey, 1989 .....	7.55
Jeremy Burnell, 1995 .....	7.54
James Jefferson, 1982 .....	7.48
John Humphrey, 1986 .....	7.42
Johnny Bailey, 1987 .....	7.36
Don Hardeman, 1974 .....	7.16
Terrence Bennett, 1998 .....	7.11
Cal Hutzler, 1955 .....	7.00
John Humphrey, 1998 .....	6.98
Larry Young, 1995 .....	6.96
Tommy Janik, 1962 .....	6.90
Norman Miller, 1995 .....	6.86

### RUSHING YARDS PER GAME

#### Season

Johnny Bailey, 1986 .....	182.8
Johnny Bailey, 1987 .....	159.8
Johnny Bailey, 1989 .....	158.6
Johnny Bailey, 1988 .....	155.5
Heath Sherman, 1986 .....	137.7
Larry Collins, 1975 .....	122.8
Larry Williams, 2003 .....	120.8
Don Hardeman, 1974 .....	119.0
Heath Sherman, 1988 .....	115.3
Larry Williams, 2002 .....	115.1
Larry Collins, 1976 .....	112.0
Larry Collins, 1974 .....	111.6
Larry Williams, 2004 .....	111.0
Fred Winborn, 2009 .....	107.9
Gil Steinke, 1941 .....	105.1
Larry Collins, 1977 .....	102.2
Heath Sherman, 1985 .....	101.0
Heath Sherman, 1987 .....	100.2
Derrick Foster, 1999 .....	96.9
Reggie West, 1952 .....	95.1

### 100-YARD RUSHING GAMES

#### Season

Johnny Bailey, 1986 .....	11
Johnny Bailey, 1988 .....	11
Heath Sherman, 1988 .....	10
Don Hardeman, 1974 .....	9
Larry Collins, 1976 .....	8
Larry Williams, 2002 .....	7
Larry Collins, 1974 .....	7
Larry Collins, 1975 .....	7
Johnny Bailey, 1987 .....	7
Johnny Bailey, 1989 .....	7
Heath Sherman, 1986 .....	7



## AT A GLANCE...

### Receptions

Game:	12	.....10/10/1970
	Eldridge Small	at East Texas State
12	.....10/2/1993	Dexter Deese
	vs Central State	
12	.....9/22/2001	Eric Spencer
	at Prairie View A&M	
12	.....10/25/2008	Jareko Taylor
	at Eastern New Mexico	
Season:	67	.....2012
	Robert Armstrong	
Career:	210	.....2007-10
	Ryan Lincoln	

### Receiving Yards

Game:	212	.....10/12/2002
	Gary Lusk	at Texas A&M-Commerce
Season:	1,156	.....1976
	Glenn Starks	
Career:	3,106	.....1974-77
	Glenn Starks	

### Touchdowns

Game:	3	.....11/23/1968
	Dwight Harrison	at Southwest Texas
3	.....10/10/1970	Dwight Harrison
	at East Texas State	
3	.....11/15/1997	Stephen Norman
	vs Angelo State	
3	.....10/2/2004	Maurice Washington
	at Texas A&M-Commerce	
3	.....11/10/2012	Robert Armstrong
	vs. Eastern New Mexico	
Season:	14	.....1976
	Glenn Starks	
Career:	30	.....1974-77
	Glenn Starks ... 1974-77	
	Dwight Harrison . 1967-70	

## 150-YARD GAMES

Yds	Name	Opponent	Date
212	Gary Lusk	at A&M-C	10/12/02
196	Glenn Starks	HPU	11/12/77
180	Karl Williams	at UCO	10/14/95
179	Eldridge Small	at SFA	10/11/69
175	R. Armstrong	A&M-C	10/1/11
171	Jareko Taylor	at NSU	9/20/08
168	M. Washington	at A&M-C	10/2/04
166	D. Harrison	at Angelo St.	10/24/70
166	Sherman Batiste	Midwestern St.	9/22/12
165	Chuckie Miles	Miss. West.	11/17/84
163	Stephen Norman	Angelo St.	11/15/97
159	Eldridge Small	at SFA	10/3/70
158	Jareko Taylor	at ENMU	10/25/08
157	Clay Woodard	ENMU	10/22/05
157	Dexter Deese	Central St.	10/2/93
155	Greg Hicks	HPU	11/12/83
154	Ryan Lincoln	at Angelo St.	11/8/08
153	M. Washington	at NW Miss.	11/20/04

## RECEIVING YARDAGE

### Career

Glenn Starks (1974-77)	..... 3,106
Ryan Lincoln (2007-10)	..... 2,926
Dwight Harrison (1967-70)	..... 2,784
Eldridge Small (1968-71)	..... 2,547
David Hill (1972-75)	..... 2,187
<b>Robert Armstrong (2010-12)</b>	<b>..... 2,065</b>
Sherman Batiste (2009-12)	..... 1,874
Jareko Taylor (2006, 08)	..... 1,833
Bryan Sweeney (1975-78)	..... 1,777
Dwayne Nix (1965-68)	..... 1,676
Maurice Washington (2003-04)	..... 1,670
Kerry Simien (1986-89)	..... 1,662
Damian Couthren (2008-11)	..... 1,494
Mike Dyal (1984-87)	..... 1,463
Gary Lusk (2001-02)	..... 1,410
James Collins (1983-86)	..... 1,367
Teddy Carrier (1996-99)	..... 1,346
Charles Thompson (1993-95)	..... 1,331
John Herrera (1977-80)	..... 1,327
Brent Holmes (2000-03)	..... 1,287

## RECEPTIONS

### Career

Ryan Lincoln (2007-10)	..... 210
Glenn Starks (1974-77)	..... 177
Eldridge Small (1968-71)	..... 167
<b>Robert Armstrong (2010-12)</b>	<b>..... 163</b>
Dwight Harrison (1967-70)	..... 150
Sherman Batiste (2009-12)	..... 149
David Hill (1972-75)	..... 135
Dwayne Nix (1965-68)	..... 127
Jareko Taylor (2006, 08)	..... 120
Damian Couthren (2008-11)	..... 107
Kerry Simien (1986-89)	..... 104
Bryan Sweeney (1975-78)	..... 98
Maurice Washington (2003-04)	..... 92
Steve Yaden (2005-06)	..... 91
Mike Dyal (1984-87)	..... 87
Jonathan Woodson (2009-11)	..... 85
Erick Lewis (2003, 05)	..... 81
Gary Lusk (2001-02)	..... 80
Brent Holmes (2000-03)	..... 80
Charles Thompson (1993-95)	..... 78

## TOUCHDOWN RECEPTIONS

### Career

Glenn Starks (1974-77)	..... 30
Dwight Harrison (1967-70)	..... 30
<b>Robert Armstrong (2010-12)</b>	<b>..... 25</b>
David Hill (1972-75)	..... 21
Eldridge Small (1968-71)	..... 20
Jareko Taylor (2006, 08)	..... 19
Gary Lusk (2001-02)	..... 16
Maurice Washington (2003-04)	..... 16
Sherman Batiste (2009-11)	..... 15
Brent Holmes (2000-03)	..... 13
Kerry Simien (1986-89)	..... 13
Dwayne Nix (1965-68)	..... 12
Bryan Sweeney (1975-78)	..... 12
Ryan Lincoln (2007-10)	..... 12
Eric Spencer (2001)	..... 11
Mike Dyal (1984-87)	..... 11
Jerrald Taylor (1971-73)	..... 11
Stephen Norman (1996-97)	..... 11
Five with	..... 10

## RECEIVING YARDAGE

### Season

Glenn Starks, 1976	..... 1,156
Jareko Taylor, 2008	..... 1,090
Maurice Washington, 1004	..... 1,080
Eldridge Small, 1970	..... 938
Dwight Harrison, 1968	..... 921
Eldridge Small, 1969	..... 895
Gary Lusk, 2002	..... 858
<b>Robert Armstrong, 2012</b>	<b>..... 849</b>
Ryan Lincoln, 2009	..... 848
Ryan Lincoln, 2010	..... 833
Glenn Starks, 1977	..... 794
Bryan Sweeney, 1978	..... 748
Jareko Taylor, 2006	..... 743
Ryan Lincoln, 2008	..... 740
Karl Williams, 1995	..... 729
Dwight Harrison, 1969	..... 714
Stephen Norman, 1997	..... 695
David Hill, 1975	..... 690
Eldridge Small, 1971	..... 687
Dwight Harrison, 1970	..... 661

## RECEPTIONS

### Season

<b>Robert Armstrong, 2012</b>	<b>..... 67</b>
Jareko Taylor, 2008	..... 66
Ryan Lincoln, 2010	..... 65
Glenn Starks, 1976	..... 60
Eldridge Small, 1970	..... 59
Eldridge Small, 1969	..... 58
Ryan Lincoln, 2009	..... 58
Jareko Taylor, 2006	..... 54
Maurice Washington, 2004	..... 53
Eric Spencer, 2001	..... 53
<b>Robert Armstrong, 2011</b>	<b>..... 51</b>
Jonathan Woodson, 2011	..... 50
Eldridge Small, 1971	..... 49
Gary Lusk, 2002	..... 48
Ryan Lincoln, 2008	..... 48
Sherman Batiste, 2011	..... 48
Dwight Harrison, 1968	..... 47
Steve Yaden, 2006	..... 47
Bryan Sweeney, 1978	..... 46
<b>Robert Armstrong, 2010</b>	<b>..... 45</b>
Erick Lewis, 2003	..... 45

## TOUCHDOWN RECEPTIONS

### Season

Glenn Starks, 1976	..... 14
Dwight Harrison, 1968	..... 11
Eric Spencer, 2001	..... 11
Maurice Washington, 2004	..... 11
Jareko Taylor, 2008	..... 11
<b>Robert Armstrong, 2012</b>	<b>..... 11</b>
Gary Lusk, 2002	..... 10
Stephen Norman, 1997	..... 9
Brent Holmes, 2003	..... 9
Eldridge Small, 1970	..... 8
Eldridge Small, 1969	..... 8
Dwight Harrison, 1970	..... 8
Jareko Taylor, 2006	..... 8
Glenn Starks, 1977	..... 8
<b>Robert Armstrong, 2011</b>	<b>..... 8</b>
John Herrera, 1979	..... 8
Six with	..... 7


## ANNUAL LEADERS

(RECEIVING SINCE 1950)

YR	Name	YDS
1950	Ken Vakey (5)	78
1951	Jack Sportsman (18)	229
1952	Norman Smith (21)	380
1953	Norman Smith (12)	172
1954	John McCampbell (18)	174
1955	Cal Hutzler (13)	234
1956	John McCampbell (13)	175
1957	Bob Graf (11)	127
1958	Curtis Shed (12)	232
1959	Barry Copenhaver (15)	240
1960	Bobby Pyssen (8)	110
1961	Sid Blanks (14)	227
1962	Tommy Janik (17)	242
1963	Sid Blanks (30)	388
1964	L.J. Rolf (20)	240
1965	L.J. Rolf (27)	330
1966	Dwayne Nix (39)	573
1967	Dwight Harrison (25)	488
1968	Dwight Harrison (47)	921
1969	Eldridge Small (58)	895
1970	Eldridge Small (59)	938
1971	Eldridge Small (49)	687
1972	Jerrald Taylor (30)	492
1973	David Hill (44)	601
1974	Glenn Starks (34)	571
1975	Glenn Starks (42)	585
1976	Glenn Starks (60)	1156
1977	Glenn Starks (41)	794
1978	Bryan Sweeney (46)	748
1979	John Herrera (34)	647
1980	John Herrera (16)	320
1981	Joe Hayes (29)	658
1982	Steve Fuller (28)	574
1983	Greg Hicks (25)	394
1984	Neal LaHue (38)	598
1985	James Collins (21)	440
1986	James Collins (23)	424
1987	Mike Dyal (34)	541
1988	Kerry Simien (30)	498
1989	Kerry Simien (32)	519
1990	Audie Williams (13)	200
1991	Ed Lewis (22)	290
1992	Daryl Owens (22)	376
1993	Dexter Deese (40)	495
1994	Karl Williams (32)	522
1995	Karl Williams (39)	729
1996	Jeremy Burnell (22)	308
1997	Stephen Norman (27)	695
1998	Donny Hogg (17)	230
1999	Teddy Carrier (31)	574
2000	Aleric Clark (29)	360
2001	Eric Spencer (53)	613
2002	Gary Lusk (48)	858
2003	Erick Lewis (45)	565
2004	Maurice Washington (53)	1080
2005	Steve Yaden (44)	561
2006	Jareko Taylor (54)	743
2007	Ryan Lincoln (39)	505
2008	Jareko Taylor (66)	1090
2009	Ryan Lincoln (58)	848
2010	Ryan Lincoln (65)	833
2011	Robert Armstrong (51)	626
2012	Robert Armstrong (67)	849



*Ryan  
Lincoln*



*David  
Hill*

### YARDS PER CATCH

Career (min. 40 receptions)

Steve Fuller (1980-82).....	22.8
Stephen Norman (1996-97).....	21.9
Jerrald Taylor (1971-73).....	19.6
Teddy Carrier (1996-99).....	19.2
James Collins (1983-86).....	19.0
John Herrera (1977-80).....	19.0
Dwight Harrison (1967-70).....	18.6
Maurice Washington (2003-04).....	18.2
Bryan Sweeney (1975-78).....	18.1
Gary Lusk (2001-02).....	17.6
Karl Williams (1994-95).....	17.6
Glenn Starks (1974-77).....	17.6
Norman Smith (1952-54).....	17.4
Charles Thompson (1993-95)....	17.1
Chuckie Miles (1984-85).....	16.8
Mike Dyal (1984-87).....	16.8
Audie Williams (1987-90).....	16.3
David Hill (1972-75).....	16.2
Brent Holmes (2000-03).....	16.1
Kerry Simien (1986-89).....	16.0

### RECEPTIONS PER GAME

Career

Jareko Taylor (2006, 08).....	6.00
<b>Robert Armstrong (2010-12).....</b>	<b>4.94</b>
Ryan Lincoln (2007-10).....	4.57
Eldridge Small (1968-71).....	4.39
Steve Yaden (2005-06).....	4.33
Maurice Washington (2003-04).....	3.83
Glenn Starks (1974-77).....	3.69
Gary Lusk (2001-02).....	3.64
Errick Lewis (2003, 05).....	3.52
Dwight Harrison (1967-70).....	3.49
Sherman Batiste (2009-12).....	3.39
Dwayne Nix (1965-68).....	3.34
David Hill (1972-75).....	2.93
Clint Bingham (2003-05).....	2.91
Damian Couthren (2008-11).....	2.82
James Respondek (1968-69) ...	2.64
Karl Williams (1994-95).....	2.63
Jerrald Taylor (1971-73).....	2.55
Jonathan Woodson (2009-11).....	2.50
Kerry Simien (1986-89).....	2.42

### 100-YARD RECEIVING GAMES

Career

Dwight Harrison (1967-70).....	9
Ryan Lincoln (2007-10).....	9
Eldridge Small (1968-71).....	9
Glenn Starks (1974-77).....	9
Jareko Taylor (2006, 08).....	9
<b>Robert Armstrong (2010-12).....</b>	<b>6</b>
Bryan Sweeney (1975-78).....	5
Maurice Washington (2003-04).....	5

### YARDS PER CATCH

Season (min. 25 receptions)

Stephen Norman, 1997.....	25.7
Bryan Sweeney, 1976.....	23.1
Joe Hayes, 1981.....	22.7
Steve Fuller, 1982.....	20.5
Maurice Washington, 2004.....	20.4
Dwight Harrison, 1968.....	19.6
Dwight Harrison, 1967.....	19.5
Glenn Starks, 1977.....	19.4
Glenn Starks, 1976.....	19.3
David Hill, 1975.....	19.2
John Herrera, 1979.....	19.0
Brent Holmes, 2003.....	18.8
Karl Williams, 1995.....	18.7
Teddy Carrier, 1999.....	18.5
David Hill, 1974.....	18.3
Gary Lusk, 2002.....	17.9
Dwight Harrison, 1970.....	17.9
Dwight Harrison, 1969.....	17.4
Andre Cyrus, 2001.....	17.3
Gary Lusk, 2001.....	17.3

### RECEPTIONS PER GAME

Season

Jareko Taylor, 2006.....	6.00
Jareko Taylor, 2008.....	6.00
<b>Robert Armstrong, 2012.....</b>	<b>5.67</b>
<b>Robert Armstrong, 2011.....</b>	<b>5.58</b>
Ryan Lincoln, 2010.....	5.42
Eldridge Small, 1970.....	4.92
Eldridge Small, 1971.....	4.90
Eldridge Small, 1969.....	4.83
Ryan Lincoln, 2009.....	4.83
Maurice Washington, 2004.....	4.82
Eric Spencer, 2001.....	4.82
Glenn Starks, 1976.....	4.62
Jonathan Woodson, 2011.....	4.55
Steve Yaden, 2005.....	4.40
David Hill, 1973.....	4.40
Ryan Lincoln, 2008.....	4.36
Sherman Batiste, 2011.....	4.36
Steve Yaden, 2006.....	4.27
Clint Bingham, 2005.....	4.22
Bryan Sweeney, 1978.....	4.18

### 100-YARD RECEIVING GAMES

Season

Jareko Taylor, 2008.....	6
Glenn Starks, 1976.....	5
Maurice Washington, 2004.....	5
Dwight Harrison, 1968.....	4
Eldridge Small, 1970.....	4
Nine with.....	3

**AT A GLANCE...****Solo Tackles**

Season:	91	1969
	Robert Young	
Career:	283	1974-77
	David Palmore	

**Assisted Tackles**

Game:	17	10/16/1971
	Bernard Bancroft	at Sul Ross State
Season:	82	2004
	Deandrae Fillmore	
Career:	207	1985, 87-89
	Kevin Beasley	

**Total Tackles**

Game:	21	9/15/1984
	Robert Soza	at Nevada-Reno
	21	12/2/1995
	Chris Hensley	vs Pittsburg State
Season:	141	1995
	Chris Hensley	
Career:	386	1969-72
	Allen Kaiser	

**Tackles for Loss**

Game:	6.0	10/24/1981
	David Mims	at Sam Houston State
	6.0	11/13/1999
	Jabbar Williams	vs Angelo State
Season:	21.0	2002
	Davylyn Nelson	
Career:	49.0	2000-02
	Davylyn Nelson	

**Quarterback Sacks**

Game:	5.0	10/22/1988
	John Randle	vs West Texas A&M
Season:	22.0	1988
	John Randle	
Career:	36.0	1988-89
	John Randle	

**TOTAL TACKLES****Career**

Allen Kaiser (1969-72)	386
David Palmore (1974-77)	383
Chris Hensley (1993-95, 97)	381
Andy Hawkins (1976-79)	373
Kevin Beasley (1985, 87-89)	345
Mike Hawkins (1974-77)	321
Deandrae Fillmore (2002-05)	293
Larry Grunewald (1973-76)	279
Mike Martinez (2005-08)	270
Howard Henderson (1973-75)	269
John Barefield (1975-77)	266
Joe Barefield (1978-81)	265
Kiah Johnson (1998-01)	261
Marcus Sanders (2008-11)	246
David Mims (1979-82)	245
Davylyn Nelson (2000-02)	242
Jerry Janik (1971-74)	239
Robert Young (1969-70)	232
Clayton Cretors (2004-07)	227
Joe Henke (1975-77)	227

**SOLO TACKLES****Career**

David Palmore (1974-77)	283
Andy Hawkins (1976-79)	277
Allen Kaiser (1969-72)	275
Mike Hawkins (1974-77)	252
Larry Grunewald (1973-76)	212
John Barefield (1975-77)	201
Chris Hensley (1993-95, 97)	187
Robert Young (1969-70)	176
Joe Barefield (1978-81)	168
Claude McMillon (1969-70)	168
Jerry Janik (1971-74)	161
Howard Henderson (1973-75)	160
Ernest Price (1969-72)	158
Ray Evans (1972-75)	157
David Mims (1979-82)	154
Larry Seidel (1973-76)	149
Joe Henke (1975-77)	147
Don Hardeman (1971-74)	140
Kevin Beasley (1985, 87-89)	138
Doug Greene (1975-77)	138

**ASSISTED TACKLES****Career**

Kevin Beasley (1985, 87-89)	207
Chris Hensley (1993-95, 97)	194
Deandrae Fillmore (2002-05)	184
Mike Martinez (2005-08)	157
Kiah Johnson (1998-01)	151
Davylyn Nelson (2000-02)	149
Keith Cubit (1994-97)	127
Tracy James (2002-04)	126
Wilbert Martin (2003-05)	125
David Malesky (1984-87)	119
Marcus Sanders (2008-11)	118
Allen Kaiser (1969-72)	111
Clayton Cretors (2004-07)	110
Howard Henderson (1973-75)	109
Jimmy Rivera (1979-82)	109
Justin Price (1979-82)	109
John Stevens (1991-92)	105
Henry Smith (1986-89)	104
Delra Glover (2007-10)	103
David Palmore (1974-77)	100

**TOTAL TACKLES****Season**

Chris Hensley, 1995	141
Robert Young, 1969	134
Andy Hawkins, 1979	134
Deandrae Fillmore, 2005	130
Deandrae Fillmore, 2004	127
Jimmy Rivera, 1982	125
Allen Kaiser, 1969	123
Howard Henderson, 1974	122
Don Hardeman, 1973	120
David Palmore, 1977	118
Kevin Beasley, 1985	116
Claude McMillon, 1969	114
Chris Hensley, 1994	114
Allen Kaiser, 1972	112
Joe Barefield, 1980	109
Margarito Guerrero, 1969	109
John Barefield, 1977	109
Merle Muckleroy, 1955	109
David Palmore, 1976	109
Joe Henke, 1976	108

**SOLO TACKLES****Season**

Robert Young, 1969	91
Claude McMillon, 1970	90
David Palmore, 1977	85
Robert Young, 1970	85
Andy Hawkins, 1979	85
Andy Hawkins, 1978	83
Allen Kaiser, 1969	82
John Barefield, 1977	80
David Palmore, 1974	80
Claude McMillon, 1969	78
Allen Kaiser, 1972	77
Larry Grunewald, 1976	77
Chris Hensley, 1995	77
Jerry Janik, 1974	75
Craig Diar, 1979	74
Don Hardeman, 1973	73
Byron Bancroft, 1971	72
Margarito Guerrero, 1969	72
Joe Barefield, 1980	71
Larry Grunewald, 1975	71

**ASSISTED TACKLES****Season**


Deandrae Fillmore, 2004	82
Deandrae Fillmore, 2005	77
Kevin Beasley, 1985	73
Jimmy Rivera, 1982	70
Davylyn Nelson, 2002	66
Kenny Benoit, 2003	66
Merle Muckleroy, 1955	65
Chris Hensley, 1995	64
Howard Henderson, 1974	61
Chris Hensley, 1997	60
John Stevens, 1991	59
Devin Beasley, 1988	59
Johnell Dogins, 1991	58
Chris Hensley, 1994	58
Kenneth Benoit, 2002	58
Mike Martinez, 2006	57
Wilbert Martin, 2003	56
Donnell Jury, 2003	55
Justin Price, 1982	54
Zock Allen, 1990	53

**ANNUAL LEADERS****(TACKLES SINCE 1969)**

YR	Name	TKL
1969	Robert Young	134
1970	Claude McMillon	104
1971	Bernard Bancroft	106
1972	Allen Kaiser	112
1973	Don Hardeman	120
1974	Howard Henderson	122
1975	Larry Grunewald	92
1976	David Palmore	109
1977	David Palmore	118
1978	Andy Hawkins	97
1979	Andy Hawkins	134
1980	Joe Barefield	109
1981	Maurice Hill	103
1982	Jimmy Rivera	125
1984	Tyrone Graves	80
1985	Kevin Beasley	116
1986	David Malesky	71
1987	Kevin Beasley	74
1988	Kevin Beasley	105
1989	James King	81
1990	Zock Allen	101
1991	John Stevens	95
1992	John Stevens	96
1993	Moke Simon	90
1994	Chris Hensley	114
1995	Chris Hensley	141
1996	Troy Asbell	80
1997	Chris Hensley	95
1998	Glenn Jones	83
1999	John Hamilton	58
2000	Davylyn Nelson	75
2001	Nicholas Davis	73
2002	Davylyn Nelson	101
2003	Kenny Benoit	103
2004	Deandrae Fillmore	127
2005	Deandrae Fillmore	130
2006	Mike Martinez	99
2007	Clayton Cretors	76
2008	Mike Martinez	87
2009	Delra Glover	89
2010	Marcus Sanders	77
2011	Jeremy Aguilar	91
2012	Jeremy Aguilar	97



*Jeremy  
Aguilar*



*Deandrae  
Fillmore*

## TACKLES FOR LOSS

### Career (since 1997)

Davylyn Nelson (2000-02).....	49.0
Kiah Johnson (1998-01).....	46.0
Mike Clay (2000-02).....	39.0
Jimmy Lugo (2006-08, 10).....	36.5
Deandrae Fillmore (2002-05).....	36.0
Curtis Tyler (2001-04).....	31.5
Jeremy Aguilar (2011-12).....	31.0
Cody Eatmon (2000-02).....	28.0
Nicholas Davis (2001-02).....	27.0
Wilbert Martin (2003-05).....	25.0
Marcus Sanders (2008-11).....	24.5
Shane Johnson (1996-98).....	23.0
Les Brown (1998-99, 01).....	21.0
Jeff Edwards (2006-09).....	20.5
Tracy James (2002-04).....	19.5
Arlen Childress (2004, 07-09).....	19.0
Matt Romig (2009-10).....	19.0
Brian Randle (2000-02).....	19.0
Three with.....	18.0

## YARDS FROM TFL

### Career (since 1997)

Mike Clay (2000-02).....	209
Davylyn Nelson (2000-02).....	200
Jimmy Lugo (2006-08, 10).....	177
Kiah Johnson (1998-01).....	157
Curtis Tyler (2001-04).....	139
Cody Eatmon (2000-02).....	128
Deandrae Fillmore (2002-05).....	126
Nicholas Davis (2001-02).....	121
Jeremy Aguilar (2011-12).....	113
Shane Johnson (1996-98).....	104
Jeff Edwards (2006-09).....	102
Matt Romig (2009-10).....	101
Marcus Sanders (2008-11).....	96
Victor McDonnell (1998-99).....	91
Glenn Jones (1998, 00).....	84
Arlen Childress (2004, 07-09).....	83
Wilbert Martin (2001, 03-05).....	81
Les Brown (1998-99, 01).....	80
Roderick Benman (2010-11).....	79
John Tarpoff (2004-05).....	79

## QUARTERBACK SACKS

### Career

John Randle (1988-89).....	36.0
Sean Holcomb (1991-94).....	27.0
Mike Clay (2000-02).....	18.5
Johnny Eaton (1987-89).....	17.0
Shane Johnson (1996-98).....	15.5
Donovan Gans (1993-94).....	14.0
Davylyn Nelson (2000-02).....	14.0
John Stevens (1991-92).....	14.0
Billy Joe Kelly (1991-92).....	14.0
Roderick Benman (2010-11).....	14.0
Matt Romig (2009-10).....	12.0
Joe Irving (1996-97).....	11.0
Jimmy Lugo (2006-08, 10).....	11.0
David Alsip (1996-97).....	11.0
Danny Munoz (1984-86).....	10.0
Henry Smith (1986-89).....	10.0
Curtis Tyler (2001-04).....	9.5
Marcus Sanders (2008-11).....	9.5
Cody Eatmon (2000-02).....	9.0
Rodney Williams (1986-89).....	9.0

## TACKLES FOR LOSS

### Season

Davylyn Nelson, 2002.....	21.0
Deandrae Fillmore, 2005.....	18.0
Mike Clay, 2001.....	18.0
Curtis Tyler, 2004.....	17.5
Jeremy Aguilar, 2012.....	17.0
Cody Eatmon, 2001.....	17.0
Kerry Linnear, 2000.....	16.0
Roderck Benman, 2011.....	16.0
David Alsip, 1997.....	15.0
Mike Clay, 2002.....	15.0
Chris Hensley, 1997.....	15.0
Jimmy Lugo, 2007.....	15.0
Kiah Johnson, 1998.....	14.0
Nicholas Davis, 1998.....	14.0
Davylyn Nelson, 2001.....	14.0
Davylyn Nelson, 2000.....	14.0
Jeremy Aguilar, 2011.....	14.0
Johnny Warren, 2000.....	14.0
Clint Merz, 2003.....	13.5
Ronald Pierce, 1997.....	13.0
Jimmy Lugo, 2008.....	13.0

## YARDS FROM TFL

### Season

Mike Clay, 2001.....	96
Cody Eatmon, 2001.....	85
Curtis Tyler, 2004.....	85
Mike Clay, 2002.....	80
Jimmy Lugo, 2008.....	76
Joe Irving, 1997.....	73
Davylyn Nelson, 2000.....	73
Ronald Pierce, 1997.....	72
Johnny Warren, 2000.....	71
Nicholas Davis, 2002.....	71
Davylyn Nelson, 2002.....	71
Clint Merz, 2003.....	68
Jimmy Lugo, 2007.....	68
David Alsip, 1997.....	65
Kerry Linnear, 2000.....	65
Roderick Benman, 2011.....	65
Victor McDonnell, 1998.....	63
Deandrae Fillmore, 2005.....	63
Aoatua Sualua, 2004.....	63
Chris Hensley, 1997.....	63

## QUARTERBACK SACKS

### Season

John Randle, 1988.....	22.0
John Randle, 1989.....	14.0
Sean Holcomb, 1993.....	12.0
Roderick Benman, 2011.....	12.0
Donovan Gans, 1993.....	10.0
John Stevens, 1991.....	9.0
Mike Clay, 2001.....	8.5
Sean Holcomb, 1992.....	8.0
Ronald Pierce, 1997.....	8.0
David Alsip, 1997.....	8.0
Danny Munoz, 1986.....	8.0
Shane Johnson 1998.....	7.5
Johnny Eaton, 1987.....	7.0
Billy Joe Kelly, 1992.....	7.0
Davylyn Nelson, 2000.....	7.0
Clint Merz, 2003.....	7.0
Jeff Rodgers, 1994.....	7.0
Billy Joe Kelly, 1991.....	7.0
Sean Holcomb, 1994.....	7.0
Kerry Linnear, 2000.....	7.0

**AT A GLANCE...****Interceptions**

Game:	4.....9/30/2000
	J.R. Turner
	vs Tarleton State
Season:	10.....1980
	Durwood Roquemore
Career:	22.....1969-72
	Levi Johnson

**Interception Return Yards**

Game:	119.....11/5/1988
	LaTwan Shepherd
	vs Abilene Christian
Season:	172.....2002
	Eddie Moten
Career:	332.....1969-72
	Levi Johnson

**Interception Return Touchdowns**

Game:	1.....many times
Season:	3.....2009
	Delra Glover
Career:	3.....2007-10
	Delra Glover

**Passes Defensed**

Game:	6.....10/10/1981
	Darrell Green
	vs Abilene Christian
	6.....9/29/1984
	Wayne Tubbs
	at Texas Southern
Season:	21 (7 int).....2007
	Rod Mosley
Career:	32 (13 int).....1997-98
	Cedric Johnson

**Punt Return Yards**

Game:	208 (7 ret) 10/26/1968
	Larry Pullin
	vs McMurry
Season:	556.....1968
	Larry Pullin
Career:	1252.....1965-68
	Larry Pullin

**Kick Return Yards**

Game:	198 (4 ret)..9/27/2008
	Jabir Perkins
	vs West Texas A&M
Season:	606.....2002
	Nicholas Davis
Career:	1,356.....1986-89
	Kerry Simien

**INTERCEPTIONS****Career**

Levi Johnson (1969-72).....	22
Ed Scott (1967-70).....	21
Durwood Roquemore (1978-81).....	21
Leonard Avery (1973-76).....	18
Don Washington (1977-80).....	17
Darrell Green (1978, 80-82).....	16
Toby Chadick (1970-72).....	14
Larry Pullin (1966-68).....	14
Emmuel Thompson (1978-81).....	13
Cedric Johnson (1997-98).....	13
Allen Kaiser (1969-72).....	12
Doug Greene (1975-77).....	12
Nick Jacques (1999-01).....	12
Johnnie Freeman (1993-95).....	11
Keith Pittman (1991-93).....	11
Richard Jones (1994-95).....	11
Jessie Jones (1979, 82-83).....	10
Robert Young (1969-70).....	10
Warren Polk (1983-86).....	10
Greg Wright (1981-84).....	10

**INT RETURN YARDAGE****Career**

Levi Johnson (1969-72).....	332
Emmuel Thompson (1978-81).....	269
Johnnie Freeman (1993-95).....	262
Ed Scott (1967-70).....	248
Cedric Johnson (1997-98).....	225
Maurice Smith (1987-89).....	221
Allen Kaiser (1969-72).....	206
Eddie Moten (2002-03).....	204
Darrell Green (1978, 80-82).....	201
Doug Greene (1975-77).....	190
Cephus Scott (1998-99).....	179
Don Washington (1977-80).....	175
Keith Pittman (1991-93).....	173
Leonard Avery (1973-76).....	170
Richard Jones (1994-95).....	160
Lawrence Batiste (1987-90).....	159
Andre Franklin (1993-94).....	148
Durwood Roquemore (1978-81).....	144
Nick Jacques (1999-01).....	141
Barron Preston (1988-90).....	141

**INT RETURN TOUCHDOWNS****Career**

Delra Glover (2007-10).....	3
Glenn Jones (1998, 00).....	2
Darrell Green (1978, 80-82).....	2
Cedric Johnson (1997-98).....	2
LaTwan Shepherd (1988, 91).....	2
DeAndre Fillmore (2002-05).....	2
Leonard Avery (1973-76).....	2
Rockeem Collins (2010-11).....	2

**INTERCEPTIONS****Season**

Durwood Roquemore, 1980.....	10
Cedric Johnson, 1998.....	9
Levi Johnson, 1971.....	9
James Jefferson, 1985.....	8
Ed Scott, 1969.....	8
Levi Johnson, 1970.....	7
Richard Jones, 1994.....	7
Doug Greene, 1976.....	7
Jessie Jones, 1983.....	7
Toby Chadick, 1970.....	7
Ed Scott, 1967.....	7
Rod Mosley, 2007.....	7
Leonard Avery, 1974.....	7
Leonard Avery, 1976.....	7
Stephen McCoy, 2005.....	7
Twelve with.....	6

**INT RETURN YARDAGE****Season**

Eddie Moten, 2002.....	172
Cedric Johnson, 1998.....	164
Levi Johnson, 1970.....	147
Andre Franklin, 1994.....	143
Richard Jones, 1994.....	137
Cephus Scott, 1998.....	137
Antwon Guidry, 2004.....	135
Delra Glover, 2009.....	132
Johnnie Freeman, 1994.....	129
Maurice Smith, 1988.....	128
Glenn Jones, 1998.....	123
Emmuel Thompson, 1979.....	123
Al Harris, 1994.....	119
LaTwan Shepherd, 1988.....	119
Tony Langfeld, 1966.....	115
Leslie Brown, 1996.....	115
Doug Greene, 1976.....	109
Levi Johnson, 1971.....	108
Allen Kaiser, 1970.....	108
Jabir Perkins, 2008.....	105

**INT RETURN TOUCHDOWNS****Season**

Delra Glover, 2009.....	3
Deandrae Fillmore, 2005.....	2
Glenn Jones, 1998.....	2
LaTwan Shepherd, 1988.....	2
Rockeem Collins, 2011.....	2
Many with.....	1

**PUNT RETURN AVERAGE****Career (15 min.)**

Joe Holcomb (1956-58).....	19.6
Tommy Janik (1960-62).....	17.6
Darrell Green (1978, 80-82).....	17.1
John Humphrey (1997-98).....	15.8
Daryl Owens (1991-92).....	15.7
Larry Pullin (1966-68).....	15.7
William Putnam (1952-54).....	15.5
Mauricio Leal (1960-61).....	14.5
Cal Hutzler (1954-57).....	12.1
Rowland Brooks (1973-74).....	11.3
Marcus Bonners (1979-81).....	11.0
Kerry Simien (1986-89).....	10.9
Bary Copenhaver (1958-60, 62).....	10.8
Clavens Charles (2007-08).....	10.7
Corky Crane (1954-57).....	10.6
Audie Williams (1987-90).....	10.0
Eddie Moten (2002-03).....	9.9
Joe Williams (2006-09).....	9.6
Ed Scott (1967-70).....	9.5

**PUNT RETURN AVERAGE****Season (10 min.)**

Larry Pullin, 1967.....	21.9
Darrell Green, 1982.....	20.6
John Humphrey, 1997.....	20.6
Rowland Brooks, 1973.....	18.3
Daryl Owens, 1991.....	17.5
Darrell Green, 1981.....	16.4
Larry Pullin, 1968.....	15.0
Daryl Owens, 1992.....	14.7
Roland Beckworth, 1952.....	14.5
Terrence Davis, 1997.....	13.6

**KICK RETURN AVERAGE****Career (15 min.)**


Anthony Woods (1984-85).....	29.7
Norman Miller (1995, 97).....	28.4
Nicholas Davis (2001-02).....	26.4
Johnny Bailey (1986-89).....	26.3
Raymorris Miller (2004-07).....	26.1
Clavens Charles (2007-08).....	24.9
John Humphrey (1997-98).....	24.9
George Franklin (1973-76).....	24.1
L.J. Rolf (1962-65).....	23.7
Marcus Bonner (1979-81).....	23.2
Jonathan Woodson (2009-12).....	23.0
Byron Shaw (1979-81).....	22.7
Clarence Alberts (1970-73).....	22.6
Kerry Simien (1986-89).....	22.2
Clint Bingham (2003-05).....	22.2
Rowland Brooks (1973-74).....	22.2
Cal Hutzler (1954-57).....	22.1
Charles Massey (1958-60).....	21.5
Johnnie Freeman (1993-95).....	21.0
Corky Crane (1954-57).....	20.7

**KICK RETURN AVERAGE****Season (min. 10)**

Jabir Perkins, 2008.....	36.6
Daryl Cason, 1985.....	33.0
Johnny Bailey, 1986.....	30.9
Norman Miller, 1995.....	28.4
Eldon Johnson, 1998.....	28.4
Anthony Woods, 1984.....	28.3
George Franklin, 1975.....	27.8
Byron Shaw, 1973.....	27.7
Clavens Charles, 2007.....	27.4
Raymorris Miller, 2006.....	27.3



*Darrell  
Green*



*Larry  
Pullin*

**PUNT RETURN YARDAGE**

**Career**

Larry Pullin (1965-68) .....	1,252
Kerry Simien (1986-89).....	987
Daryl Owens (1991-92) .....	771
Darrell Green (1978, 80-82) .....	752
Glenn Starks (1974-77) .....	673
John Humphrey (1997-98) .....	567
Andre Franklin (1993-94).....	536
Aleric Clark (1999-01) .....	498
Clavens Charles (2007-08) .....	481
Eddie Moten (2002-03).....	416
Marcus Bonner (1979-81).....	408
Levi Johnson (1969-72) .....	400
Barry Copenhaver (1958-60, 62).....	388
Rowland Brooks (1973-74).....	363
Tommy Janik (1960-62).....	352
Vincent Oglesby (2003).....	308
Audie Williams (1987-90).....	301
Karl Williams (1994-95).....	297
Corky Crane (1954-57).....	296
Joe Holcomb (1956-58).....	294

**PUNT RETURN TOUCHDOWNS**

**Career**

Daryl Owens (1991-92) .....	5
Darrell Green (1978, 80-82) .....	4
John Humphrey (1997-98) .....	3
Larry Pullin (1965-68) .....	2
Gil Steinke (1939-41) .....	2
Terrence Davis (1997) .....	2
Levi Johnson (1969-72) .....	2
Tommy Janik (1960-62).....	2
Joe Holcomb (1956-58).....	2
Mauricio Leal (1960-61).....	2
Kerry Simien (1986-89).....	2
Glenn Starks (1974-77) .....	2
Vern Gillespie (1941).....	2

**KICK RETURN YARDAGE**

**Career**

Jonathan Woodson (2009-11) .....	2,115
Kerry Simien (1986-89).....	1,356
Johnny Bailey (1986-89) .....	1,052
Clavens Charles (2007-08) .....	947
Darrell Green (1978, 80-82) .....	911
Aleric Clark (1998-01) .....	780
Norman Miller (1995, 97) .....	737
Byron Shaw (1971-74) .....	705
Marcus Bonner (1979-81).....	650
Nicholas Davis (2001-02).....	606
Rowland Brooks (1973-74).....	600
John Humphrey (1997-98) .....	597
Cal Hutzler (1954-57).....	596
Joe Williams (2006-07).....	596
George Franklin (1973-76).....	555
Raymorris Miller (2004-07).....	548
L.J. Rolf (1962-65).....	521
William Bryant (1983-84).....	508
Anthony Woods (1984-85).....	504
Jabir Perkins (2008) .....	476

**KICK RETURN TOUCHDOWNS**

**Career**

Kerry Simien (1986-89).....	3
Johnny Bailey (1986-89) .....	2
Jabir Perkins (2008) .....	2
Norman Miller (1995, 97) .....	2
George Franklin (1973-76).....	2
Many with .....	1

**PUNT RETURN YARDAGE**

**Season**

Larry Pullin, 1968 .....	556
Daryl Owens, 1992 .....	456
Kerry Simien, 1988.....	396
Larry Pullin, 1967 .....	395
Darrell Green, 1982.....	392
Eddie Moten, 2002 .....	349
Kerry Simien, 1986.....	325
Andre Franklin, 1993.....	320
Daryl Owens, 1991 .....	315
John Humphrey, 1997 .....	309
Vincent Oglesby, 2003.....	308
Larry Pullin, 1966 .....	301
Clavens Charles, 2007.....	294
Glenn Starks, 1975.....	284
Aleric Clark, 2000 .....	273
Karl Williams, 1995 .....	271
Kerry Simien, 1989.....	266
John Humphrey, 1998 .....	258
Rowland Brooks, 1973 .....	256
Marcus Bonner, 1979 .....	253

**PUNT RETURN TOUCHDOWNS**

**Season**

Daryl Owens, 1992 .....	3
John Humphrey, 1997 .....	3
Darrell Green, 1981.....	2
Tommy Janik, 1960.....	2
Larry Pullin, 1968 .....	2
Terrence Davis, 1997.....	2
Vern Gillespie, 1941.....	2
Daryl Owens, 1991 .....	2
Darrell Green, 1982.....	2
Many with .....	1

**KICK RETURN YARDAGE**

**Season**

Jonathan Woodson, 2011 .....	736
Nicholas Davis, 2002 .....	606
Jonathan Woodson, 2010 .....	537
Byron Shaw, 1973.....	526
Norman Miller, 1995 .....	512
Clavens Charles, 2008 .....	508
Raymorris Miller, 2006 .....	492
Jabir Perkins, 2008.....	476
Aleric Clark, 2000 .....	473
Jonathan Woodson, 2012 .....	445
Clavens Charles, 2007.....	439
Darrell Green, 1982.....	432
Kerry Simien, 1986.....	408
Jonathan Woodson, 2009.....	397
George Franklin, 1975.....	389
John Humphrey, 1998 .....	376
Kerry Simien, 1988.....	371
Anthony Woods, 1984 .....	368
Daryl Cason, 1985.....	363
Eric Spencer, 2001 .....	362

**KICK RETURN TOUCHDOWNS**

**Season**

George Franklin, 1975.....	2
Jabir Perkins, 2008.....	2
Norman Miller, 1995 .....	2
Many with .....	1

## ANNUAL SCORING

### LEADERS

(SINCE 1950)

YR	Name	PTS
1950	Alton Sanders	42
1951	Reggie West	42
	Jack Sportsman	42
1952	Reggie West	54
1953	William Putnam	42
1954	William Putnam	32
1955	Cal Hutzler	42
1956	John Ormand	42
1957	Harold Holden	36
1958	Charles Massey	33
1959	Butch Pressley	66
1960	Sid Blanks	72
1961	Sid Blanks	38
1962	Butch Pressley	42
	Tommy Janik	42
1963	Sid Blanks	48
1964	Randy Johnson	30
	Herb Pennick	30
1965	Randy Johnson	36
1966	Dwayne Nix	24
1967	John Kardow	43
1968	Dwight Harrison	80
1969	Karl Douglas	50
1970	Clarence Alberts	72
1971	Armando Gonzalez	43
1972	Al Villalobos	58
1973	Clarence Alberts	50
1974	Don Hardeman	108
1975	Richard Ritchie	104
1976	Larry Collins	100
1977	Glenn Starks	52
1978	Martin Stroman	72
1979	Robert Poole	86
1980	Marcus Bonner	78
1981	Marcus Bonner	78
1982	Neal LaHue	71
1983	Neal LaHue	42
1984	Neal LaHue	68
1985	Walter Rule	76
1986	Heath Sherman	138
1987	Johnny Bailey	120
1988	Heath Sherman	166
1989	Johnny Bailey	96
1990	Paschall Davis	54
1991	Charles Thompson	70
1992	John Cortez	55
1993	Dexter Deese	80
1994	Dexter Deese	120
1995	John Cortez	81
1996	Reg Durden	84
1997	John Humphrey	72
1998	Terrence Bennett	60
1999	Gregg Johnson	43
2000	Darrell White	36
2001	Eric Spencer	74
2002	Larry Williams	108
2003	Larry Williams	114
2004	Maurice Washington	72
2005	Richard Hammond	69
2006	Scott Schleich	67
2007	Christian Brom	29
2008	Jareko Taylor	66
2009	Fred Winborn	114
2010	Christian Brom	81
2011	Jonathan Woodson	84
2012	Matt Stoll	82

## POINTS SCORED

### Career

Johnny Bailey (1986-89)	462
Heath Sherman (1985-88)	424
Larry Collins (1974-77)	328
Richard Hammond (2002-05)	302
Richard Ritchie (1973-76)	299
Larry Williams (2001-04)	282
John Cortez (1992-95)	272
Christian Brom (2007-10)	244
Dexter Deese (1992-94)	242
Neal LaHue (1981-84)	234
Wesley Whiten (1991-92, 94-95)	212
Dwight Harrison (1967-70)	206
Glenn Starks (1974-77)	198
Butch Pressley (1959-62)	194
Sid Blanks (1960-63)	192
Clarence Alberts (1970-73)	176
George Franklin (1973-76)	162
Walter Rule (1985-86)	161
Martin Stroman (1976-79)	158
Jeremy Burnell (1995-98)	158

## POINTS SCORED - KICKING

### Career

Richard Hammond (2002-05)	302
John Cortez (1992-95)	272
Christian Brom (2007-10)	244
Richard Ritchie (1973-76)	184
Neal LaHue (1981-84)	167
Walter Rule (1985-86)	161
Frank Castro (1996-98)	148
John Kardow (1966-68)	111
Gregg Johnson (1998-99)	100
Scott Schleich (2006-07)	88
Rupert Foster (1987)	65
David Hopkins (1969-71)	62
<b>Matt Stoll (2010-11)</b>	<b>61</b>
Al Villalobos (1972)	58
Bart Kaiser (1979-82)	54
Ken Swenson (1989-90)	51
Joe Green (1955-57)	49
Victor Saucedo (2000-02)	49
Kevin Walter (2001-02)	43
Mike Lowry (1980-81)	42

## TOUCHDOWNS SCORED

### Career

Johnny Bailey (1986-89)	76
Heath Sherman (1985-88)	70
Larry Collins (1974-77)	54
Larry Williams (2001-04)	47
Dexter Deese (1992-94)	40
Wesley Whiten (1991-92, 94-95)	35
Dwight Harrison (1967-70)	34
Butch Pressley (1959-62)	32
Glenn Starks (1974-77)	32
Sid Blanks (1960-63)	30
Clarence Alberts (1970-73)	29
Marcus Bonner (1979-81)	26
Martin Stroman (1976-79)	26
Jeremy Burnell (1995-98)	26
George Franklin (1973-76)	25
Leroy Fry (1937-38)	24
Don Hardeman (1971-74)	23
Jonathan Woodson (2009-11)	22
David Hill (1972-75)	22
Two with	21

## POINTS SCORED

### Season

Heath Sherman, 1988	166
Leroy Fry, 1938	139
Heath Sherman, 1986	138
Johnny Bailey, 1988	130
Johnny Bailey, 1987	120
Dexter Deese, 1994	120
Johnny Bailey, 1986	116
Larry Williams, 2003	114
Fred Winborn, 2009	114
Don Hardeman, 1974	108
Larry Williams, 2002	108
Richard Ritchie, 1975	104
Larry Collins, 1974	102
Larry Collins, 1976	100
Richard Ritchie, 1976	97
Johnny Bailey, 1989	96
Larry Collins, 1975	90
Glenn Starks, 1976	90
Robert Poole, 1979	86
Two with	85

## POINTS SCORED - KICKING

### Season

Walter Rule, 1986	85
Richard Hammond, 2003	85
<b>Matt Stoll, 2012</b>	<b>82</b>
Christian Brom, 2010	81
John Cortez, 1995	81
Richard Hammond, 2002	80
Walter Rule, 1985	76
John Cortez, 1994	75
Christian Brom, 2009	73
Richard Hammond, 2005	69
Richard Hammond, 2004	68
Frank Castro, 1997	68
Scott Schleich, 2006	67
Rupert Foster, 1987	65
Matt Stoll, 2011	61
Christian Brom, 2008	61
John Cortez, 1993	61
Richard Ritchie, 1975	60
Al Villalobos, 1972	58
Gregg Johnson, 1998	57

## TOUCHDOWNS SCORED

### Season

Heath Sherman, 1988	27
Heath Sherman, 1986	23
Leroy Fry, 1938	21
Johnny Bailey, 1988	21
Johnny Bailey, 1987	20
Dexter Deese, 1994	20
Johnny Bailey, 1986	19
Larry Williams, 2003	19
Fred Winborn, 2009	19
Don Hardeman, 1974	18
Larry Williams, 2002	18
Larry Collins, 1974	17
Johnny Bailey, 1989	16
Larry Collins, 1976	16
Larry Collins, 1975	15
Glenn Starks, 1976	15
Jonathan Woodson, 2011	14
Reg Durden, 1996	14
Robert Poole, 1979	14
Six with	13

## ANNUAL PUNTING

### LEADERS

(SINCE 1950)

YR	Name (No.-Yds)	AVG
1950	Kenneth Scholz (35-1193)	34.1
1951	Jack Sportsman (38-1053)	27.7
1952	Jack Sportsman (52-1762)	33.9
1953	Tommy Hudspeth (12-375)	31.3
1954	S.T. Bridges (17-608)	35.8
1955	Joe Green (16-527)	32.9
1956	Freeman DeLane (19-686)	36.1
1957	Joe Green (38-1313)	34.5
1958	James Franz (26-845)	32.5
1959	Butch Pressley (29-1031)	35.6
1960	Tommy Janik (24-922)	38.4
1961	Jarrell Hayes (44-1365)	31.0
1962	Tommy Janik (23-838)	36.4
1963	Dave Gilbert (38-1463)	38.5
1964	Dave Gilbert (44-1714)	39.0
1965	Dave Gilbert (45-1678)	37.3
1966	Dennis Deville (53-1938)	36.6
1967	Roy Farmer (44-1611)	36.6
1968	Roy Farmer (37-1311)	35.4
1969	Karl Douglas (32-1173)	36.7
1970	Mike Wendel (56-2240)	40.0
1971	Mike Wendel (72-3023)	42.0
1972	Mike Wendel (56-2188)	39.1
1973	Mike Wendel (58-2229)	38.4
1974	Joe Herzik (36-1287)	35.8
1975	Joe Herzik (47-1638)	34.9
1976	Clem Franks (33-1266)	38.4
1977	Clem Franks (57-2146)	37.6
1978	Ben Salinas (41-1484)	36.2
1979	Alan Roberson (63-1997)	31.7
1980	Mike Lowry (59-2190)	37.1
1981	Mike Lowry (44-1664)	37.8
1982	Brent Bryson (53-2015)	38.0
1983	Jamie Sanchez (26-885)	34.0
1984	Mike Dyal (39-1345)	34.5
1985	Doug Schaumburg (63-2392)	38.0
1986	Doug Schaumburg (38-1457)	38.3
1987	Doug Schaumburg (28-959)	34.3
1988	Doug Schaumburg (48-1769)	36.9
1989	Ken Swenson (40-1493)	37.3
1990	Ken Swenson (46-1750)	38.0
1991	Jerome Lopez (30-1130)	37.7
1992	Jerome Lopez (52-1918)	36.9
1993	Jerome Lopez (69-2504)	36.3
1994	Kevin Thornewell (44-1881)	42.8
1995	Kevin Thornewell (56-2235)	39.9
1996	Kevin Thornewell (58-2447)	42.2
1997	Kevin Thornewell (55-2043)	37.1
1998	Matt Hantelmann (63-2423)	38.5
1999	Matt Hantelmann (60-2365)	39.4
2000	Victor Saucedo (72-2594)	36.0
2001	Victor Saucedo (64-2500)	39.1
2002	Victor Saucedo (62-2448)	39.5
2003	Clayton Knellinger (50-1959)	39.2
2004	Richard Hammond (50-1983)	39.7
2005	Richard Hammond (42-1829)	43.5
2006	Cody Smith (60-2469)	41.2
2007	Cody Smith (65-2562)	39.4
2008	Cody Smith (44-1892)	43.0
2009	Cody Smith (41-1472)	35.9
2010	Matt Stoll (42-1549)	36.9
2011	Angel Millan (51-1924)	37.7
2012	Angel Millan (66-2670)	41.1

## PUNTS

### Career

Mike Wendel (1970-73).....	242
Kevin Thornewell (1994-97).....	213
Cody Smith (2006-09).....	210
Victor Saucedo (2000-02).....	198
Doug Schaumburg (1985-88).....	177
Jerome Lopez (1991-93).....	151
Dave Gilbert (1963-65).....	127
Matt Hantelmann (1998-99).....	123
Mike Lowry (1980-81).....	103
Joe Herzik (1972-75).....	99
Roy Farmer (1967-69).....	95
Clem Franks (1974-77).....	94
Richard Hammond (2002-05).....	92
Jack Sportsman (1951-52).....	90
Ken Swenson (1989-90).....	86
Alan Roberson (1979).....	63
Jarrell Hayes (1958-61).....	62
<b>Angel Millan (2010-12).....</b>	<b>126</b>
Joe Green (1955-57).....	58
Three with.....	53

## PUNTING YARDS

### Career

Mike Wendel (1970-73).....	9,680
Kevin Thornewell (1994-97)....	8,606
Cody Smith (2006-09).....	8,395
Victor Saucedo (2000-02).....	7,542
Doug Schaumburg (1985-88)....	6,577
Jerome Lopez (1991-93).....	5,552
Dave Gilbert (1963-65).....	4,855
Matt Hantelmann (1998-99)....	4,788
Mike Lowry (1980-81).....	3,854
Richard Hammond (2002-05)....	3,812
Clem Franks (1974-77).....	3,567
Joe Herzik (1972-75).....	3,511
Roy Farmer (1967-69).....	3,327
Ken Swenson (1989-90).....	3,243
Jack Sportsman (1951-52).....	2,815
<b>Angel Millan (2010-11).....</b>	<b>2,305</b>
Alan Roberson (1979).....	1,997
Clayton Knellinger (2002-03)...	1,959
Dennis Deville (1965-66).....	1,938

## PUNTING AVERAGE

### Career (min. 50 punts)

Richard Hammond (2002-05)....	41.4
Kevin Thornewell (1994-97).....	40.4
Mike Wendel (1970-73).....	40.0
Cody Smith (2006-09).....	40.0
Clayton Knellinger (2002-03)....	39.2
Matt Hantelmann (1998-99).....	38.9
Dave Gilbert (1963-65).....	38.2
Victor Saucedo (2000-02).....	38.1
Clem Franks (1974-77).....	38.0
<b>Angel Millan (2010-11).....</b>	<b>37.8</b>
Ken Swenson (1989-90).....	37.7
Mike Lowry (1980-81).....	37.4
Doug Schaumburg (1985-88)....	37.2
Jerome Lopez (1991-93).....	36.8
Dennis Deville (1965-66).....	36.6
Karl Douglas (1967-70).....	36.5
Joe Herzik (1972-75).....	35.5
Roy Farmer (1967-69).....	35.0
Neal LaHue (1981-84).....	33.2

## PAT KICKS MADE

### Career

John Cortez (1992-95).....	176-191
Richard Ritchie (1973-76)....	156-172
Richard Hammond (2002-05)....	155-169
Christian Brom (2007-10)....	139-145
Neal LaHue (1981-84).....	109-115
Frank Castro (1996-98).....	97-105
Walter Rule (1985-86).....	82-86
John Kardow (1966-68).....	67-88
<b>Matt Stoll (2010-12).....</b>	<b>65-78</b>
Gregg Johnson (1998-99).....	61-68
David Hopkins (1969-71).....	50-63
Joe Green (1955-57).....	43-61
Bart Kaiser (1979-82).....	39-48
Rupert Foster (1987).....	38-44
Scott Schleich (2006-07).....	37-37
Clyde Rogers (1941).....	36-49
Jason Curlee (1988).....	35-38
Kevin Walter (2001-02).....	31-33
Ken Swenson (1989-90).....	30-36
Two with.....	29

## FIELD GOALS MADE

### Career

Richard Hammond (2002-05)....	49-79
Christian Brom (2007-10).....	35-52
John Cortez (1992-95).....	32-43
<b>Matt Stoll (2010-12).....</b>	<b>26-33</b>
Walter Rule (1985-86).....	25-39
Neal LaHue (1981-84).....	19-28
Scott Schleich (2006-07).....	17-26
Frank Castro (1996-98).....	17-27
John Kardow (1966-68).....	14-24
Gregg Johnson (1998-99).....	13-22
Al Villalobos (1972).....	12-16
Richard Ritchie (1973-76).....	9-12
Rupert Foster (1987).....	9-13
Victor Saucedo (2000-02).....	8-13
Armando Gonzales (1971).....	8-13
Ken Swenson (1989-90).....	7-9
Mike Lowry (1980-81).....	5-8
Bart Kaiser (1979-82).....	5-10
Four with.....	4

## PAT KICKS MADE

### Season

Walter Rule, 1986.....	54-58
Richard Ritchie, 1974.....	52-59
John Cortez, 1994.....	51-56
John Cortez, 1995.....	51-55
Richard Ritchie, 1975.....	48-52
Richard Hammond, 2003.....	46-48
Christian Brom, 2009.....	46-48
Frank Castro, 1997.....	41-47
Bart Kaiser, 1979.....	39-48
Frank Castro, 1996.....	39-39
Christian Brom, 2010.....	39-41
Richard Hammond, 2004.....	38-40
Richard Hammond, 2002.....	38-46
Rupert Foster, 1987.....	38-44
Christian Brom, 2008.....	37-38
John Cortez, 1992.....	37-38
Richard Ritchie, 1976.....	37-42
John Cortez, 1993.....	37-42
Clyde Rogers, 1941.....	36-49
Gregg Johnson, 1998.....	36-40

## FIELD GOALS MADE

### Season

<b>Matt Stoll, 2012.....</b>	<b>17-23</b>
Walter Rule, 1985.....	16-22
Christian Brom, 2010.....	14-20
Richard Hammond, 2002.....	14-23
Scott Schleich, 2006.....	13-17
Richard Hammond, 2003.....	13-21
Al Villalobos, 1972.....	12-16
Richard Hammond, 2005.....	12-18
John Cortez, 1995.....	10-11
Richard Hammond, 2004.....	10-17
Matt Stoll, 2011.....	9-10
Rupert Foster, 1987.....	9-13
Frank Castro, 1997.....	9-14
Christian Brom, 2009.....	9-14
Walter Rule, 1986.....	9-17
John Cortez, 1994.....	8-10
John Cortez, 1993.....	8-11
Christian Brom, 2008.....	8-12
Armando Gonzalez, 1971.....	8-13
Ken Swenson, 1989.....	7-9
Gregg Johnson, 1998.....	7-12

## PUNTS

### Season

Victor Saucedo, 2000.....	72
Mike Wendel, 1971.....	72
Jerome Lopez, 1993.....	69
<b>Angel Millan, 2012.....</b>	<b>65</b>
Cody Smith, 2007.....	65
Victor Saucedo, 2001.....	64
Doug Schaumburg, 1985.....	63
Matt Hantelmann, 1998.....	63
Alan Roberson, 1979.....	63
Victor Saucedo, 2002.....	62
Matt Hantelmann, 1999.....	60
Cody Smith, 2006.....	60
Mike Lowry, 1980.....	59
Mike Wendel, 1973.....	58
Kevin Thornewell, 1996.....	58
Clem Franks, 1977.....	57
Mike Wendel, 1970.....	56
Mike Wendel, 1972.....	56
Kevin Thornewell, 1995.....	56
Three with.....	55

## PUNTING YARDS

### Season

Mike Wendel, 1971.....	3,023
<b>Angel Millan, 2012.....</b>	<b>2,670</b>
Victor Saucedo, 2000.....	2,594
Cody Smith, 2007.....	2,562
Jerome Lopez, 1993.....	2,504
Victor Saucedo, 2001.....	2,500
Cody Smith, 2006.....	2,469
Victor Saucedo, 2002.....	2,448
Kevin Thornewell, 1996.....	2,447
Matt Hantelmann, 1998.....	2,423
Doug Schaumburg, 1985.....	2,392
Matt Hantelmann, 1999.....	2,365
Mike Wendel, 1970.....	2,240
Kevin Thornewell, 1995.....	2,235
Mike Wendel, 1973.....	2,229
Mike Lowry, 1980.....	2,190
Mike Wendel, 1972.....	2,188
Clem Franks, 1977.....	2,146
Kevin Thornewell, 1997.....	2,043
Brent Bryson, 1982.....	2,015
Alan Roberson, 1979.....	1,997

## PUNTING AVERAGE

### Season (min. 20 punts)

Richard Hammond, 2005.....	43.6
Cody Smith, 2008.....	43.0
Larry Krueger, 1969.....	42.9
Kevin Thornewell, 1994.....	42.8
Kevin Thornewell, 1996.....	42.2
Mike Wendel, 1971.....	42.0
Cody Smith, 2006.....	41.2
<b>Angel Millan, 2012.....</b>	<b>41.1</b>
Mike Wendel, 1970.....	40.0
Kevin Thornewell, 1995.....	39.9
James Johnston, 1968.....	39.8
Richard Hammond, 2004.....	39.7
Victor Saucedo, 2002.....	39.5
Matt Hantelmann, 1999.....	39.4
Cody Smith, 2007.....	39.4
Clayton Knellinger, 2003.....	39.2
Mike Wendel, 1972.....	39.1
Victor Saucedo, 2001.....	39.1
Dave Gilbert, 1964.....	39.0
Dave Gilbert, 1963.....	38.5
Matt Hantelmann, 1998.....	38.5

**Team Single-Season**

<b>Rushing Yards</b>		
4,631 - 696	1976	
4,432 - 742	1988	
4,342 - 689	1986	
4,331 - 818	1979	
4,289 - 723	1974	

**Rushing Attempts**

818 - 4,331	1979
768 - 3,965	1994
742 - 4,432	1988
723 - 4,289	1974
696 - 4,631	1976

**Rushing TDs**

58	1988
55	1976
48	1974
48	1986
48	1994

**Rushing Yards/Game**

394.7 - 11 games	1986
356.2 - 13 games	1976
340.9 - 13 games	1988
333.2 - 13 games	1979
332.7 - 10 games	1989

**Pass Attempts**

<b>449 - 255</b>	<b>2012</b>
441 - 259	2011
430 - 239	2008
426 - 254	2010
383 - 235	2009

**Pass Completions**

<b>255 - 449</b>	<b>2012</b>
259 - 441	2011
254 - 426	2010
239 - 430	2008
235 - 383	2009

**Passing Yards**

3,286 (239-430-14)	2008
<b>3,171 (255-449-13)</b>	<b>2012</b>
3,132 (259-441-16)	2011
2,873 (235-383-12)	2009
2,872 (254-426-12)	2010

**Team Single-Season**

<b>Passing TDs</b>		
27		2008
<b>25</b>		<b>2012</b>
25		2001, 2011
24		1976
23		2003

**Pass Completions Pct**

61.4 (235-383)	2009
60.3 (182-309)	2003
59.8 (177-296)	2004
59.6 (254-426)	2010
59.1 (194-328)	2005

**Pass Efficiency**

168.3 (152-263-9)	1976
150.7 (182-302-9)	2003
144.9 (177-296-14)	2004
144.1 (114-210-6)	1997
142.1 (137-243-8)	2002

**Passing Yards/Game**

298.7 - 11 games	2008
284.7 - 11 games	2011
<b>264.2 - 12 games</b>	<b>2012</b>
239.5 - 11 games	2001
239.4 - 12 games	2009

**Total Offense Yards**

7,362 - 959	1976
6,034 - 1,063	1994
5,964 - 899	1986
5,895 - 907	1974
5,841 - 956	1988

**Total Offense/Game**

566.3 - 13 games	1976
542.2 - 11 games	1986
486.4 - 11 games	1987
472.4 - 12 games	1975
471.5 - 10 games	1989

**Total Offense/Play**

7.68 (959-7362)	1976
6.63 (899-5964)	1986
6.50 (907-5895)	1974
6.40 (911-5831)	1998
6.38 (888-5669)	1975

**Team Single-Season**

<b>All-Purpose Yards</b>		
8,340		1976
7,909		1998
7,615		1988
7,512		1986
7,482		1994

**Total Points Scored**

581 - 81 TD	1976
509 - 69 TD	1995
496 - 71 TD	1988
474 - 64 TD	1986
473 - 63 TD	1998

**Touchdowns Scored**

81 - 55/24/2	1976
71 - 58/8/5	1988
69 - 45/20/4	1995
65 - 48/15/2	1994
64 - 48/13/3	1986

**Field Goals Made**

<b>17 (17-23)</b>	<b>2012</b>
16 (16-22)	1985
14 (14-20)	2010
14 (14-25)	2002
13 (13-17)	2006

**Punt Yards**

3,023 - 72	1971
2,903 - 76	1970
2,670 - 65	2012
2,604 - 77	1983
2,594 - 72	2000

**Punt Attempts**

77	1983
76	1970
76	1979
75	1959
74	1984

**Punt Return Yards**

667 - 55	1968
638 - 36	1992
625 - 37	1967
553 - 47	1998
543 - 34	1960

**Team Single-Season**

<b>Punt Return TDs</b>		
5		1997
4		1992
4		1960
3		1968
3		1993

**Kick Return Yards**

1,209 - 58	2006
1,161 - 45	2008
1,055 - 55	2011
1,024 - 45	1973
1,014 - 51	2007

**Kick Return TDs**

3	1995
2	1975
2	1986
2	2008
1	Eight times

**Interceptions**

42 - 620	1970
33 - 324	1969
28 - 221	1967
27 - 382	1979
26	1994, 1998

**Interception Return TDs**

6	1998
3	1996
3	1988
3	2005
3	2009

**Total Tackles**

1,071 (550-521)	1988
920 (565-355)	1979
903 (445-458)	1998
889 (444-445)	2009
863 (341-522)	2003

**Sacks**

55.5	1998
44.0	1988
32.0	2003
<b>30.0</b>	<b>2012</b>
29.0	1986

**MISCELLANEOUS RECORDS AND NOTES****First and Best**

First Team	1925
First Opponent	Oct. 10, 1925; Breckenridge (W, 32-0)
Most Victories, Season	13-0-0, 1974
	13-0-0, 1976
First Conference Championship	1931, TIAA
First Undefeated Season	1962 (9-0-1)
Undefeated Seasons	1962 (9-0-1), 1967 (9-0-0), 1974 (13-0-0), 1975 (12-0-0), 1976 (13-0-0)
First Undefeated Conference Season	1931 (6-0-0)
Most Shutouts, Season	6, 1968
LSC Championships	1959, 1960, 1962, 1967, 1968, 1969, 1970, 1974, 1975, 1976, 1979, 1985, 1987, 1989, 1992, 1993, 1994, 1995, 1996, 1997, 2002, 2003, 2004, 2009
Number of Head Coaches	9

**Games**

1st Win	vs Breckenridge, 32-0 (10/10/1925)
25th Win	vs Southwest Texas, 7-0 (10/10/1931)
50th Win	vs St. Mary's, 14-0 (11/22/1935)
100th Win	vs East Texas Baptist, 31-0 (10/23/1948)
150th Win	vs Univ. of Corpus Christi, 37-14 (9/13/1958)
200th Win	vs Texas Lutheran, 36-0 (10/3/1964)
250th Win	vs Sul Ross State, 27-0 (10/17/1970)
300th Win	vs Abilene Christian, 38-10 (9/25/1976)

350th Win	at Southwest Texas, 21-14 (11/21/1981)
400th Win	vs Tennessee-Martin, 34-15 (11/26/1988)
450th Win	vs Portland State, 21-16 (11/26/1994)
500th Win	at Southwestern Oklahoma, 24-0 (9/8/2001)
550th Win	vs Angelo State, 47-21 (11/10/2007)
Most Consecutive Wins	42 (11/17/1973 - 10/1/1977)

**Scoring**

All-Time Points Scored	21,654 (24.7)
All-Time Points Allowed	14,624 (16.7)
Consecutive Games Scoring	258 (9/29/1984 - 9/30/2006)
Number of Times Shutout	58
Consecutive Games Shutout	3 (twice)
Number of Shutouts	126
Consecutive Shutouts	4 (10/30/1926 - 10/22/1927)
Most Points Allowed (Season)	372 (2006)
Fewest Points Allowed (min. 4 gm)	19 (1927)
Fewest Points Allowed (min. 8 gm)	39 (1933)
Most Points Scored (Season)	581 (1976)
Highest Average Margin of Victory	35.8 (1976)
Highest Average Margin of Defeat	-16.8 (1983)
Fewest Points Scored (Season)	52 (1946)
Most Points Per Game	44.7 (1976)
Fewest Points Per Game	6.5 (1946)
Most Points, Game	84 (10/17/1928 vs Fort Brown)
Most Points Allowed, Game	73 (10/20/2007 at Midwestern St.)

**GAME RECORDS****Most Carries**

Tm: 96, at Angelo State 10/30/82
Ind: 42, Heath Sherman vs WTAMU 11/1/86

**Most Yards Rushing**

Tm: 614, vs Daniel Baker 11/20/48
Ind: 263, Fred Winborn vs ENMU 10/24/09

**Most Yards Per Carry**

Tm: 10.9, vs West Texas A&M 10/26/02
Ind: 18.9, Larry Williams vs WTAMU 9/25/04

**Most Rushing TD's**

Tm: 8, at Stephen F. Austin 10/2/76
Tm: 8, vs Tarleton 10/22/94
Ind: 6, Leroy Fry vs Nat'l Mexico 11/22/38

**Most Passes Attempted**

Tm: 66, vs Emporia St. 11/25/12
Ind: 65, Bryan Ehrlich vs Emporia St. 11/25/12

**Most Passes Completed**

Tm: 36, vs Emporia St. 11/25/12
Ind: 36, Bryan Ehrlich vs Emporia St. 11/25/12

**Most Passing Yards**

Tm: 484 at Angelo State 11/8/08
Ind: 457, Abel Gonzalez vs UCD 11/17/01

**Highest Completion Percentage**

Tm: 91.7 at Central Oklahoma 10/25/86
Ind: 91.7, Richard Ritchie at Hawaii 9/18/76
Ind: 91.7, Darcy Davis vs Central Okla. 10/25/86

**Most Yards Per Attempt**

Tm: 22.2 vs Midwestern State 10/17/98
Ind: 19.1, Karl Douglas vs Concordia-MN 12/13/69

**Most Yards Per Completion**

Tm: 35.2 vs Abilene Christian 11/7/98
Ind: 32.2, Mark James at East Central 9/25/82

**Most Passing TD's**

Tm: 5, three times
Ind: 5, David Garza vs ENMU 10/27/07

**Most Passes had Intercepted**

Tm: 7 at Howard Payne 11/13/82
Ind: 7, Mark James at HPU 11/13/82

**Highest Passer Rating**

Tm: 258.8 at A&M-Commerce 10/2/04
Ind: 366.9, Jack Fink vs Heroico 11/29/52

**Receptions**

Ind: 12, Eldridge Small at East Texas 10/10/70
Ind: 12, Dexter Deese vs Central State 10/2/93
Ind: 12, Eric Spencer at Prairie View 9/22/01
Ind: 12, Jareko Taylor at ENMU 10/25/08

**Receiving Yards**

Gm: 196, Glenn Starks vs HPU 11/12/77
Avg: 49.7, Steve Fuller at SW Texas 11/21/81
TDs: 3, Dwight Harrison at SW Texas 11/23/68
TDs: 3, Dwight Harrison at East Texas 10/10/70
TDs: 3, Stephen Norman vs ASU 11/15/97
TDs: 3, Maurice Washington at AMC 10/2/04

**Total Offense Plays**

Tm: 117 at Angelo State 10/30/82
Ind: 72, Abel Gonzalez vs UCD 11/17/01

**Total Offense Yards**

Tm: 788 at Stephen F. Austin 10/2/76
Ind: 457, Abel Gonzalez vs UCD 11/17/01

**All-Purpose Yards**

Tm: 871 vs Abilene Christian 11/5/88
Ind: 364, Johnny Bailey at North Dakota 9/13/86

**Points**

Tm: 84 vs Fort Brown 10/17/28
Ind: 40, Leroy Fry vs Nat'l Mexico 11/22/38

### **Longest Runs from Scrimmage**

98 - Wesley Whiten vs Fort Hays State, 11-18-1995  
97 - Fred Cochran vs Victoria Junior College, 1925  
95 - Ruford Huff vs New Mexico Highlands, 9-23-1972  
92 - Butch Pressley at Sul Ross State, 11-14-1959  
92 - Kenneth Wilhite vs Southwest Texas, 10-9-1954  
91 - Derrick Foster vs Abilene Christian, 11-7-1998  
90 - Don Hightower vs Trinity, 11-18-1938  
88 - John McElroy vs Sul Ross State, 11-12-1960  
87 - Jonathan Woodson vs Abilene Christian, 11-5-2011  
87 - Anthony Jiles vs Cameron, 10-1-1988  
87 - Larry Collins vs Western New Mexico, 10-16-1976  
87 - Marcus Brown vs Central Oklahoma, 10-13-1984  
87 - Robert Poole at Sam Houston State, 10-20-1979  
85 - Ruford Huff at Tarleton State, 10-28-1973  
83 - Heath Sherman vs Stephen F. Austin, 9-21-1985  
83 - Johnny Bailey vs Texas A&M-Commerce, 10-17-1987  
83 - Larry Williams vs West Texas A&M, 9-25-2004  
82 - Johnny Bailey at East Central, 9-20-1986  
81 - Alton Sanders vs Daniel Baker, 10-21-1950  
81 - Heath Sherman at East Central, 9-20-1986  
80 - Jonathan Woodson vs Abilene Christian, 11-5-2011  
80 - Cal Hutzler vs Texas Lutheran, 9-24-1955  
80 - Dub Harbin vs Southwest Texas, 10-10-1931  
80 - Henry Glenn vs Sam Houston State, 11-16-1968  
80 - Jamie Davis vs Howard Payne, 11-15-1958  
80 - Johnny Bailey at Angelo State, 11-22-1986  
80 - Larry Collins vs Salem, 12-13-1975  
80 - Trenton Fowler at Sul Ross, 10-29-1949  
80 - Neal LaHue vs East Central, 9-17-1983  
79 - Butch Pressley at Sam Houston State, 10-24-1959  
79 - Clarence Alberts at Wofford, 12-12-1970  
79 - Heath Sherman at East Central, 9-20-1986  
79 - Kevin Randall vs Abilene Christian, 11-3-1990  
79 - Sid Blanks at Sul Ross State, 11-11-1961  
78 - Leroy Fry vs Sul Ross State, 10-29-1938  
77 - Joe Green at McMurry, 9-29-1956  
76 - Wesley Whiten at Sam Houston State, 9-23-1995  
76 - Gil Steinke vs East Central, 10-25-1941  
75 - Abel Gonzalez at Abilene Christian, 11-6-1999  
75 - Heath Sherman vs Abilene Christian, 11-15-1986  
75 - Larry Williams vs West Texas A&M, 10-26-2002  
75 - Larry Williams at Nebraska-Kearney, 11-20-2002  
75 - Lowell Ramey vs Daniel Baker, 11-24-1934

### **Longest Pass Plays**

95 - Daniel Ramirez to Ryan Lincoln at Angelo State, 11-8-2008  
95 - Oktay Basci to Karl Williams at Central Oklahoma, 10-14-1995  
94 - Nate Poppell to Robert Armstrong at Valdosta State, 11-1-2012  
88 - Wes Bautovich to Derrick Foster vs Midwestern State, 10-17-1998  
88 - Mark James to Joe Hayes vs Angelo State, 10-31-1981  
88 - Billy Garza to Sherman Batiste vs Central Oklahoma, 9-12-2009  
87 - Abel Gonzalez to Eric Spencer vs California-Davis, 11-17-2001  
86 - Richard Ritchie to Glenn Starks at Texas A&M-Commerce, 10-9-1976  
85 - Abel Gonzalez to Andre Cyrus at Abilene Christian, 11-3-2001  
85 - Billy Garza to Jareko Taylor vs Abilene Christian, 11-1-2008  
85 - Joey Pena to Clay Woodard vs Eastern New Mexico, 10-22-2005  
85 - Karl Douglas to Eldridge Small vs Wisconsin-Platteville, 11-28-1970  
84 - Karl Douglas to Dwight Harrison vs Concordia (Minn.), 12-13-1969  
84 - Marion Danna to Jerrald Taylor vs Angelo State, 10-23-1971  
83 - Lamar Amos to Ahmad Carter vs Angelo State, 11-13-1999  
82 - James Guidry to Kerry Simien at Texas Southern, 9-10-1988  
82 - Randy Johnson to James Hill vs Stephen F. Austin, 10-10-1964  
81 - Elvis Hartsfield to Bryan Sweeney at Southwest Texas, 11-19-1977  
81 - Karl Douglas to Ernest Price vs Southwest Texas, 11-21-1970  
81 - Richard Ritchie to David Hill vs Henderson State, 12-14-1974  
80 - Nate Poppell to Sherman Batiste vs Texas A&M-Commerce, 10-1-2011  
80 - Abel Gonzalez to Craig Harding vs Prairie View A&M, 9-14-2002  
80 - Billy Garza to Jareko Taylor at Northeastern State, 9-20-2008  
80 - Darcy Davis to James Collins at West Texas A&M, 9-28-1985  
80 - Elvis Hartsfield to Glenn Starks at Texas A&M-Commerce, 11-5-1977  
80 - Gene Walkoviak to Eldridge Small at McMurry, 10-25-1969  
80 - Jeremy Heatley to Jareko Taylor at Angelo State, 11-11-2006  
80 - Martin Stroman to John Herrera vs Abilene Christian, 10-6-1979

80 - Leonard Speer to John Dixon vs Randolph Field, 9-29-1933  
80 - Floyd West to Robert Stephens vs Sam Houston State, 10-11-1941  
77 - Bryan Ehrlich to Joseph Vela vs Angelo State, 10-27-2012  
77 - Richard Ritchie to Bryan Sweeney vs Sam Houston State, 11-6-1976  
76 - Mark James to Steve Fuller at Texas A&M-Commerce, 11-7-1981  
76 - Mark James to Joe Hayes at UTEP, 9-12-1981  
75 - Terrance Bennett to Teddy Carrier at California-Davis, 11-21-1997  
75 - Jeremy Heatley to Jareko Taylor vs West Texas A&M, 9-30-2006  
75 - Martin Stroman to Glenn Starks vs East Central, 9-17-1977  
75 - Randy Johnson to James Rode vs Texas Lutheran, 10-3-1964  
75 - Rod Brown to Audie Williams vs Angelo State, 11-11-1989  
75 - Terrance Bennett to Ahmad Carter vs Sam Houston State, 9-25-1999

### **Longest Interception Returns**

100 - Byron Shaw vs Sul Ross State, 10-14-1972  
100 - Emmuel Thompson vs Central Oklahoma, 12-15-1979  
88 - Andre Franklin vs Western State, 11-19-1994  
88 - Kiah Johnson vs Abilene Christian, 11-4-2000  
85 - Pat Freeman vs Texas Lutheran, 9-15-1956  
84 - Alden Gilliland at Stephen F. Austin, 11-1-1941  
80 - Keith Cubit vs Sam Houston State, 9-14-1996  
79 - Lawrence Batiste vs Cameron, 9-29-1990  
78 - LaTwan Shepherd vs Abilene Christian, 11-5-1988  
75 - Jimmy Hill vs Daniel Baker, 10-21-1950  
75 - Leonard Avery at Sul Ross State, 10-18-1975  
68 - Allen Kaiser at Texas A&M-Commerce, 10-10-1970  
67 - Ronnie Woodard vs Sam Houston State, 10-23-1982  
66 - Richard Jones at Portland State, 9-24-1994  
65 - Cephus Scott vs West Texas A&M, 10-24-1998  
65 - Delra Glover vs Central Oklahoma, 9-12-2009  
64 - Lawrence Batiste vs Tennessee-Martin, 11-26-1988  
62 - Glenn Jones vs West Texas A&M, 10-24-1998  
62 - Sean Banks at Angelo State, 11-22-1986  
61 - Glenn Jones at Sam Houston State, 9-19-1998  
61 - Ronny Holiday vs Trinity, 9-30-1961



### Longest Punt Returns

100 - Leonard Avery vs Slippery Rock, 9-11-1976  
100 - Marcus Bonner at Northern Arizona, 9-6-1980  
96 - Darrell Green vs Texas A&M-Commerce, 11-6-1982  
93 - Gene Greene vs University of Corpus Christi, 11-25-1949  
90 - Larry Pullin vs McMurry, 10-26-1968  
89 - Mauricio Leal vs Southwest Texas, 11-18-1961  
86 - Vernon Gillespie at Arizona State, 9-25-1941  
85 - Joe Holcomb at National University of Mexico, 9-21-1957  
78 - Larry Pullin vs Texas A&M-Commerce, 10-14-1967  
78 - Terrance Davis vs Texas A&M-Commerce, 10-11-1997  
77 - Andre Franklin at Sam Houston State, 9-25-1993  
77 - Daryl Owens at Cameron, 10-5-1991  
73 - Mauricio Leal at Southwest Texas, 11-29-1960  
73 - Larry Krueger at McMurry, 10-25-1969  
71 - Darrell Green at Nevada-Reno, 9-11-1982  
71 - William Putnam vs Stephen F. Austin, 9-19-1953  
70 - Albert Cox vs Schreiner, 11-1-1930  
70 - Kenneth McGriff vs Daniel Baker, 10-21-1950  
70 - Vincent Oglesby at Portland State, 9-4-2003  
69 - Jesse Longhofer at Lamar, 11-5-1960  
68 - Tommy Janik at Lamar, 11-5-1960  
68 - Marvin Schwarz at Sam Houston, 9-28-1946  
67 - Neal LaHue vs Abilene Christian, 11-10-1984  
66 - Tommy Janik vs Corpus Christi, 10-15-1960  
66 - John Humphrey vs Eastern New Mexico, 11-1-1997  
65 - Daryl Owens vs Cameron, 10-2-1992  
65 - Jamie Davis vs Texas Lutheran, 9-26-1959  
65 - Larry Pullin at Angelo State, 10-5-1968  
65 - Levi Johnson vs Howard Payne, 11-13-1971  
65 - Terrance Davis vs Central Oklahoma, 9-13-1997  
65 - Gil Steinke at St. Mary's, 11-15-1941  
65 - Gil Steinke vs Daniel Baker, 10-26-1940  
64 - Chaime Breaux vs Texas College, 8-27-2005  
63 - Trenton Fowler vs Abilene Christian, 11-5-1949  
63 - Kerry Simien vs Howard Payne, 10-11-1986  
61 - Chaime Breaux vs Tarleton State, 10-1-2005  
61 - Clavens Charles vs East Central, 10-13-2007  
61 - Danny Chavira vs University of Corpus Christi, 9-28-1963  
61 - Glenn Starks vs Western State, 12-4-1976  
60 - Levi Johnson vs Sul Ross State, 10-14-1972  
60 - Marvin Schwarz at Stephen F. Austin, 11-16-1946  
60 - Runt Frazier vs Daniel Baker, 11-24-1934

### Longest Kickoff Returns

100 - Derrick Foster vs East Central, 11-13-1999  
100 - Dwight Harrison vs Southwest Texas, 11-18-1967  
100 - Gene Greene vs Sam Houston State, 10-8-1949  
100 - Norman Miller vs Portland State, 9-9-1995  
99 - Anthony Phillips vs Angelo State, 11-13-1993  
97 - Anthony Woods at Nevada-Reno, 9-15-1984  
97 - George Franklin at Abilene Christian, 9-27-1975  
97 - John Humphrey vs Tarleton State, 10-3-1998

95 - Johnny Bailey at North Dakota, 9-13-1986  
93 - Jonathan Woodson at Tarleton State, 10-20-2012  
92 - Norman Miller vs Angelo State, 11-11-1995  
91 - Byron Shaw vs Angelo State, 10-20-1973  
91 - Jabir Perkins vs West Texas A&M, 9-27-2008  
91 - Kerry Simien vs Eastern New Mexico, 10-28-1989  
91 - Marcus Bonner at Texas Southern, 10-4-1980  
90 - Kerry Simien vs Abilene Christian, 11-5-1988  
90 - Johnny McNabb at Texas, 9-28-1935  
88 - Anthony Phillips at Southwest Texas, 9-4-1993  
88 - George Franklin at Hawaii, 9-13-1975  
86 - Clarence Alberts vs Texas A&M-Commerce, 10-9-1971  
86 - Johnny Bailey at Sam Houston State, 9-19-1987  
85 - Nicholas Davis at Nebraska-Kearney, 11-20-2002  
84 - Byron Shaw at Abilene Christian, 9-22-1973  
84 - Jabir Perkins at Eastern New Mexico, 10-25-2008  
83 - Daryl Cason at Texas A&M-Commerce, 11-2-1985  
82 - Kerry Simien at North Dakota, 9-13-1986  
76 - Anthony Woods vs Angelo State, 10-26-1985  
71 - Daryl Cason vs Southwest Texas, 9-7-1985  
71 - Daryl Owens at Eastern New Mexico, 10-31-1992  
64 - Rowland Brooks vs Jacksonville State, 9-14-1974  
62 - James Brown vs Trinity, 10-2-1965  
62 - Jonathon Woodson vs Central Oklahoma, 9-12-2009  
61 - Clavens Charles vs Midwestern State, 10-18-2008  
61 - William Bryant vs Angelo State, 10-29-1983  
60 - Jabir Perkins vs West Texas A&M, 9-27-2008  
60 - Norman Miller vs California-Davis, 11-22-1997

### Longest Field Goal

54 - Walter Rule vs Southwest Texas, 9-7-1985

### Longest Punt

87 - Doug Schaumburg vs Angelo State, 10-26-1985

### Longest Fumble Return

91 - Keith Pittman vs West Texas A&M, 9-2-1992

### Team Total Offense

Yards	Opponent	Date	Result	Passing	Rushing
788	at Stephen F. Austin	10-2-1976	W, 77-7	263	525
738	at Angelo State	10-5-1968	W, 44-0	309	429
704	at Sam Houston State	10-20-1979	W, 49-10	186	518
679	Howard Payne	11-13-1976	W, 40-0	172	507
672	at West Texas A&M	10-21-1995	W, 55-17	245	427
667	Howard Payne	11-15-1975	W, 48-10	192	475
659	Indiana (PA)	12-3-1994	W, 46-20	187	472
657	at Angelo State	11-22-1986	W, 52-3	189	468
650	at Howard Payne	11-16-1974	W, 42-19	220	430
637	Texas A&M-Commerce	10-17-1987	W, 42-20	138	499
634	at Texas Southern	9-4-1976	W, 36-20	245	389
633	Howard Payne	11-10-1979	W, 56-10	139	494



*1925 Inaugural Javelina Football Team*

633	Sul Ross State	11-12-1960	W, 60-21	71	562
629	West Texas A&M	11-1-1986	L, 54-49	228	401
626	at North Dakota	9-13-1986	W, 67-44	92	534
616	at Angelo State	11-8-2008	W, 38-14	484	132
614	at West Texas A&M	10-31-1987	W, 44-20	135	479
614	Daniel Baker	11-20-1948	W, 67-0	0	614
609	Sam Houston State	11-6-1976	W, 41-0	293	316

### Team Passing Yards

Yards	Opponent	Date	Result
484	at Angelo State	11-8-2008	W, 38-14
457	California-Davis	11-17-2001	L, 37-32
424	Midwestern State	9-22-2012	L, 45-28
418	vs. Emporia State	11-25-2012	L, 45-38
408	at Northeastern State	9-20-2008	W, 42-14
405	Texas A&M-Commerce	10-1-2011	W, 39-20
389	at Valdosta State	11-1-2012	L, 38-31
383	at Abilene Christian	11-3-2007	L, 59-31
373	at Incarnate Word	10-15-2011	W, 41-38
372	at Abilene Christian	9-8-2012	W, 16-13
366	at Central Oklahoma	9-13-2008	W, 41-6
353	Angelo State	11-5-2005	L, 54-51
351	Missouri Western	11-17-1984	W, 28-13
347	Concordia (MN)	12-13-1969	W, 32-7
341	Lindenwood	10-8-2011	L, 41-35
339	Tarleton State	10-22-2011	L, 41-34
335	vs West Texas A&M	9-17-2011	L, 42-21
334	at Midwestern State	10-15-2005	L, 41-14
327	Northeastern State	10-18-2003	W, 42-13
322	Central State	10-2-1993	L, 36-19
322	at Long Beach State	9-27-1968	W, 35-7
322	West Texas A&M	10-16-2010	W, 28-24
321	Abilene Christian	11-1-2008	L, 42-17
318	at Eastern New Mexico	10-25-2008	W, 35-32
314	at Prairie View A&M	9-22-2001	W, 21-14
314	Northeastern State	9-19-2009	W, 31-14
313	East Central	9-5-2009	W, 39-7
310	Eastern New Mexico	10-27-2007	W, 38-35
309	at Angelo State	10-5-1968	W, 44-0
309	at Abilene Christian	10-31-2009	L, 47-35
308	at Texas A&M-Commerce	10-10-1970	W, 43-28
308	at East Central	9-25-1982	W, 57-24
308	at Texas A&M-Commerce	10-10-2009	W, 35-34
306	Delta State	8-29-2009	W, 28-17
300	Southwest Texas	11-21-1970	W, 42-2
300	at Angelo State	10-29-2011	W, 36-33

Most attempts in one game: 66 vs Emporia State (11/25/2012)

Most completions in one game: 36 vs Emporia State (11/25/2012)

Most passing TD's in one game: 5 at Angelo State (11/8/2008); 5 vs Eastern New Mexico (10/27/2007); 5 at Northeastern State (9/20/2008)

Most INT's thrown in one game: 7 at Howard Payne (11/13/1982)

### Team Rushing Yards

Yards	Opponent	Date	Result	Carries
614	Daniel Baker	11-20-1948	W, 67-0	
562	Sul Ross State	11-12-1960	W, 60-21	
544	Saginaw Valley State	9-20-1980	W, 52-0	70
534	at North Dakota	9-13-1986	W, 67-44	62
525	at Stephen F. Austin	10-2-1976	W, 77-7	68
518	at Sam Houston State	10-20-1979	W, 49-10	68
507	Howard Payne	11-13-1976	W, 40-0	61
499	Texas A&M-Commerce	10-17-1987	W, 42-20	61
494	Howard Payne	11-10-1979	W, 56-10	51
483	Stephen F. Austin	10-29-1960	W, 40-13	
479	at West Texas A&M	10-31-1987	W, 44-20	75
475	Howard Payne	11-15-1975	W, 48-10	67
472	Indiana (PA)	12-3-1994	W, 46-20	64
471	at Portland State	9-19-1992	W, 44-43	61
468	at Angelo State	11-22-1986	W, 52-3	69
452	Eastern New Mexico	10-30-1999	W, 42-7	57
452	Texas A&M-Commerce	10-7-1989	W, 48-7	65
449	Oregon College	11-29-1975	W, 37-0	59
448	West Texas A&M	10-22-1988	W, 32-7	73
434	Sam Houston State	11-16-1968	W, 54-21	56
432	at Angelo State	11-12-1988	W, 46-26	83
430	Lamar	10-3-1987	W, 43-14	73

430	at Howard Payne	11-16-1974	W, 42-19	61
430	at California-Davis	11-22-1997	L, 37-33	58
429	at Angelo State	10-5-1968	W, 44-0	64
427	at West Texas A&M	10-21-1995	W, 55-17	62
425	at Central Oklahoma	10-25-1986	W, 38-17	71
419	at Sul Ross State	10-18-1975	W, 50-26	60
419	Fort Hays State	11-18-1995	W, 50-28	55
416	at East Central	9-20-1986	W, 27-20	45
410	Central Oklahoma	10-13-1990	W, 35-13	63
409	at Angelo State	11-14-1998	W, 38-14	63
406	Stephen F. Austin	10-27-1956	W, 33-13	62
405	Sul Ross State	10-19-1974	W, 43-13	54
405	West Texas A&M	10-26-2002	W, 49-7	37
404	Abilene Christian	9-28-1974	W, 46-14	58
403	at Tarleton State	11-1-1975	W, 28-0	75
401	West Texas A&M	11-1-1986	L, 54-49	78

Most carries in one game: 96 for 384 at Angelo State (10/30/1982)

Most rushing TD's in one game: 8 at Stephen F. Austin (10/2/1976); 8 vs Tarleton State (10/22/1994)

### Team Points

Pts	Opponent	Date	Result
84	Fort Brown	10/17/1928	W, 84-0
77	at Stephen F. Austin	10/2/1976	W, 77-7
71	at Dixie University	10/13/1934	W, 71-0
69	West Texas A&M	9/25/2004	W, 69-21
68	East Central	10/25/1941	W, 68-0
67	at North Dakota	9/13/1986	W, 67-44
67	Daniel Baker	11/20/1948	W, 67-0
66	Abilene Christian	11/5/1988	W, 66-23
65	Prairie View A&M	9/14/2002	W, 65-0
63	Western New Mexico	10/16/1976	W, 63-2
61	Tarleton State	10/22/1994	W, 61-24
60	Sul Ross State	11/12/1960	W, 60-21
60	Texas College	8/27/2005	W, 60-6

### Most Combined Points

Pts	Opponent	Date	Result
113	Tarleton State	11/14/2009	L, 57-56 (20T)
111	at North Dakota	9/13/1986	W, 67-44
105	Angelo State	11/5/2005	L, 54-51 (0T)
103	at Idaho State	9/12/1987	W, 52-51
103	West Texas A&M	11/1/1986	L, 54-49
98	at Nebraska-Kearney	11/23/2002	W, 58-40
96	at Nevada-Reno	9/15/1984	L, 61-35
90	at Abilene Christian	11/3/2007	L, 59-31
90	West Texas A&M	9/27/2008	L, 55-35
90	West Texas A&M	9/25/2004	W, 69-21
89	Abilene Christian	11/5/1988	W, 66-23
87	at Portland State	9/19/1992	W, 44-43
85	Tarleton State	10/22/1994	W, 61-24



*Texas A&M-Kingsville  
Army ROTC*



*Porkey the  
Javelina*

## GAME RECORDS

### Highest Average Yards Per Play

Tm: 10.6 vs West Texas A&M 9/24/04  
Ind: 12.4, Terrance Bennett at UCD  
11/21/97

### Punt Return Yards

Tm: 203 vs McMurry 10/26/68  
Ind: 208, Larry Pullin vs McMurry  
10/26/68

### Kick Return Yards

Tm: 304 vs West Texas A&M 9/27/08  
Ind: 198, Jabir Perkins vs WTAMU  
9/27/08

### Most Interceptions

Tm: 8 vs Trinity 9/30/67  
Tm: 8 at Texas Southern 9/10/88  
Ind: 4, J.R. Turner vs Tarleton State  
9/30/00

### Interception Return Yards

Tm: 201 at Texas Southern 9/10/88  
Ind: 119, LaTwan Shepherd vs ACU  
11/5/88

### Quarterback Sacks

Tm: 14.0 vs Angelo State 11/14/92  
Ind: 5.0, John Randall vs WTAMU  
10/22/88

### Tackles for Loss

Tm: 17.0 vs Tarleton State 10/3/98  
Tm: 17.0 at Prairie View A&M 9/22/01  
Ind: 6.0, David Mims at SHSU 10/24/81  
Ind: 6.0, Jabbar Williams vs ASU 11/13/99

### Pass Breakups

Tm: 16 vs Texas Southern 9/6/86  
Ind: 6, Darrell Green vs ACU 10/10/81  
Ind: 6, Wayne Tubbs at Texas Southern  
9/29/84

### Blocked Kicks

Tm: 4 at Central Oklahoma 10/8/05

### Total Touchdowns

Ind: 6, Leroy Fry vs NU of Mexico  
11/22/38

### Extra Points Made

Ind: 8, Bart Kaiser vs Howard Payne  
11/10/79  
Ind: 8, Walter Rule at North Dakota  
11/2/85  
Ind: 8, Gregg Johnson vs ACU 11/7/98  
Ind: 8, Christian Brom at SW Okla.  
10/30/10

### Points Scored Kicking

Ind: 16, Walter Rule at East Texas 11/2/85

### Field Goal Attempts

Ind: 6, Walter Rule at East Texas 11/2/85

### Field Goals Made

Ind: 5, Walter Rule at East Texas 11/2/85

### Punts

Ind: 14, Mike Dyal at Stephen F. Austin  
9/22/84

### Punting Yards

Ind: 521, Mike Dyal at Stephen F. Austin  
9/22/84

### Punting Average

Ind: 54.3, Larry Krueger at McMurry  
10/25/69

### Punt Returns

Ind: 10, Kerry Simien vs WTAMU  
10/22/88

### Punt Return Average

Ind: 64.0, Marcus Bonner at NAU  
9/6/80

### Kick Returns

Ind: 7, Aleric Clark at NDSU 8/31/00

### Kick Return Average

Ind: 60.0, Byron Shaw vs Angelo State  
10/20/73  
Ind: 60.0, Johnny Bailey at North Dakota  
9/13/86

### Tackles


Ind: 21, Robert Soza at Nevada-Reno  
9/15/84  
Ind: 21, Chris Hensley vs Pitt State  
12/2/95

## TEAM SEASON RECORDS

Rushing Yards - 1976 .....	4,631
Rushing Attempts - 1979 .....	818
Rushing TD's - 1988 .....	58
Yards/Carry - 1976 .....	6.65
Rushing Yards/Game - 1986..	394.7
Pass Attempts - 2008 .....	430
Completions - 2010 .....	254
Passing Yards - 2008 .....	3,286
Passing TD's - 2008 .....	27
Passes Had Intercepted - 1982 ...	21
Completion Percentage - 2009 ..	61.4
Pass Efficiency - 1976 .....	168.3
Yards/Pass - 1976 .....	10.4
Yards/Completion - 1981 .....	18.1
Passing Yards/Game - 2008 ..	298.7
Completions/Game - 2008 ....	21.73
Total Offense Yards - 1976 .....	7,362
Total Offense/Game - 1976 .....	566.3
All Purpose Yards - 1976 .....	8,340
All-Purpose Yards/Game - 1986 ..	682.9
Points Scored - 1976 .....	581
Touchdowns Scored - 1976 .....	81
PAT Kicks Made - 1976 .....	60
PAT Kicks Attempted - 1976 .....	70
PAT Percentage - 1996 .....	39-39
Field Goals Made - 1985 .....	16
Field Goals Attempted - 2002 .....	25
Punt Yards - 1971 .....	3,023
Punt Attempts - 1983 .....	77
Punts Had Blocked - twice .....	4
Punt Average - 2005 .....	42.86
Punt Return Yards - 1968 .....	667
Punt Returns - 1968 .....	55
Punt Return TD's - 1997 .....	5
Yards/Punt Return - 1963 .....	18.71
Kick Return Yards - 2006 .....	1,209
Kick Returns - 2006 .....	58
Kick Return TD's - 1995 .....	3
Yards/Kick Return - 2008 .....	25.80
Interception Return Yards - 1970..	620
Interceptions - 1970 .....	42
Interceptions Return TD's - 1998...	6
Fumble Return Yards - 2004 .....	195
Fumble Returns - 2000 .....	12
Fumble Return TD's - Three times ..	3
Tackles For Loss - 1998 .....	147.0
Yards From TFL's - 1998 .....	583
QB Sacks - 1998 .....	55.5
Yards From Sacks - 1998 .....	426
Fumbles Forced - 1988 .....	41
Fumbles Recovered - 1988 .....	24
Pass Breakups - 1998 .....	59
Blocked Kicks - 1998 .....	7



*1979 National  
Champions*



*1970 National  
Champions*



*1959 National  
Champions*



*1975 National  
Champions*



*1976 National  
Champions*



*1974  
National  
Champions*



*1969 National  
Champions*

# *Javelina History*



**1925 (4-2-1) L.J. Smith**

10/10 Breckenridge	32-0
10/16 Kingsville Firemen	6-7
Victoria JC	31-7
11/7 Southwest Texas	0-0
11/13 McAllen High	21-0
11/20 Schreiner	7-18
11/26 Kingsville Firemen	20-0

**1926 (4-3-0) L.J. Smith**

9/6 St. Mary's	0-18
9/13 Peacock Military	41-0
9/25 Southwest Texas	2-13
10/4 Fort Brown	42-0
10/16 Schreiner	3-7
10/23 Ft. Sam Houston	45-14
10/30 Victoria JC	19-0

**1927 (4-1-0) L.J. Smith**

10/1 St. Mary's	9-0
10/8 Victoria JC	39-0
10/22 Edinburg JC	14-0
11/4 Schreiner	0-13
11/18 Fort Brown	59-6

**1928 (4-4-0) L.J. Smith**

9/22 Southwest Texas	4-0
10/8 St. Mary's	0-6
10/17 Fort Brown	84-0
10/24 Fort Sam Houston	25-6
11/3 Schreiner	0-26
11/12 S.F. Austin	49-0
11/24 Sam Houston	0-12
12/31 Edinburg JC	0-13



**1929 (3-4-1) Bud McCallum**

9/28 St. Mary's	0-34
10/5 Texas Lutheran	23-6
10/12 Southwest Texas	0-32
10/25 Schreiner	7-7
11/5 Brownsville JC	14-7
11/9 Sam Houston	0-19
11/16 Southwestern	0-26
11/28 Edinburg JC	20-12

**1930 (3-3-3) Bud McCallum**

9/29 Texas Lutheran	6-6
10/3 Southwestern	0-0
10/7 Edinburg JC	40-6
10/18 Rice "B"	0-6
11/1 Schreiner	7-6
11/8 Sam Houston	0-19
11/17 A&M-Commerce	25-6
11/22 Daniel Baker	6-6
12/4 Sul Ross	6-20

**1931 (8-1-0) Bud McCallum**

9/19 Rice	0-37
9/26 Texas Lutheran	38-0
10/3 Victoria JC	38-0
10/10 Southwest Texas	7-0
10/17 A&M-Commerce	7-6
10/31 vs. Sul Ross	19-0
11/7 Sam Houston	33-0
11/14 S.F. Austin	48-6
11/21 Schreiner	20-6

**TIAA Conference Champions**

**1932 (6-2-0) Bud McCallum**

9/24 Rice	0-20
10/8 Texas A&M	0-14
10/15 Kelly Field	44-0
10/29 Sam Houston	12-6
11/3 Daniel Baker	19-13
11/11 Abilene Christian	25-0
11/18 Schreiner	13-0
11/26 vs McMurry	20-0

**TIAA Conference Champions**

**1933 (6-2-0) Bud McCallum**

9/23 Rice	0-7
9/29 Randolph Field	25-2
10/7 McMurry	19-0
10/13 vs Texas A&M	0-17
10/27 Sam Houston	37-6
11/3 Daniel Baker	37-7
11/16 Abilene Christian	39-0
11/22 Schreiner	36-0

**1934 (5-1-1) Bud McCallum**

9/22 North Texas	7-6
9/29 Texas A&M	14-14
10/13 Dixie University	71-0
10/20 Fort Sam Houston	52-0
10/26 vs Sul Ross	19-0
11/3 Rice	0-27
11/24 Daniel Baker	26-0

**1935 (3-5-0) Bud McCallum**

9/28 Texas-Austin	6-28
10/5 Baylor	0-6
10/12 Schreiner	0-16
10/17 Lamar	13-8
11/1 Southwest Texas	7-0
11/11 Hardin-Simmons	0-34
11/16 St. Mary's	6-19
11/22 St. Edward's	14-0

**1936 (6-4-0) Bud McCallum**

9/19 vs Rice	0-33
9/25 Victoria JC	26-0
10/3 Southern Methodist	0-61
10/10 Schreiner	19-7
10/16 Lamar	25-0

**10/24 Westmoreland 48-0**

10/31 Southwestern	25-6
11/14 St. Mary's	20-0
11/20 Hardin-Simmons	6-39
11/26 Sul Ross	7-13

**1937 (4-3-1) Bud McCallum**

10/2 Lamar	26-0
10/9 Sul Ross	12-7
10/16 Sam Houston	14-16
10/23 vs Schreiner	12-13
10/30 Southwestern	0-6
11/6 St. Mary's	6-6
11/13 S.F. Austin	33-6
11/20 Nat. Univ. Mexico	26-12

**1938 (7-3-0) Bud McCallum**

9/24 Texas A&M	0-52
10/1 Randolph Field	30-0
10/8 23rd Infantry	34-6
10/14 Sam Houston	7-20
10/22 vs Schreiner	20-13
10/29 Sul Ross	20-6
11/5 St. Mary's	13-7
11/18 Trinity	26-19
11/22 vs Nat. Univ. Mexico	53-7
11/29 St. Edward's	7-14

**Alamo Conference Champions**

**1939 (6-1-3) Bud McCallum**

9/18 San Jose State	0-9
9/30 Daniel Baker	20-3
10/6 Sul Ross	26-7
10/14 Sam Houston	7-0
10/20 Southwest Texas	0-0
10/28 vs Schreiner	21-14
11/10 S.F. Austin	0-0
11/18 St. Mary's	7-3
11/24 St. Edward's	26-6
11/30 West Texas A&M	0-0

**Alamo Conference Champions**

**1940 (6-3-0) Bud McCallum**

9/17 San Jose State	10-0
9/28 Texas A&M	0-26
10/12 Sam Houston	7-6
10/19 Southwest Texas	19-12
10/26 Daniel Baker	38-6
11/2 Rice	6-9
11/9 S.F. Austin	18-7
11/16 St. Mary's	14-0
11/23 West Texas A&M	6-26

**1941 (8-2-0) Bud McCallum**

9/19 San Jose State	7-14
9/26 Arizona State	35-7
10/4 vs Texas A&M	0-41
10/11 Sam Houston	46-7
10/17 Southwest Texas	14-6
10/25 East Central	68-0
11/1 S.F. Austin	55-7
11/15 St. Mary's	33-7
11/22 West Texas A&M	39-7
11/29 Texas Wesleyan	39-26

**Alamo Conference Champions**



**1946 (2-6-0) Dewey Mayhew**

9/21 Howard Payne	0-27
10/4 Southwest Texas	0-28
10/12 Houston	0-34
10/19 McMurry	10-13
10/26 Corpus Christi	0-20
11/2 Sul Ross	12-7
11/16 S.F. Austin	23-20
11/23 Abilene Christian	7-32

**1947 (7-1-1) Dewey Mayhew**

9/20 Howard Payne	19-14
9/27 Sam Houston	28-17
10/4 Southwest Texas	19-13
10/11 Houston	13-7
10/18 McMurry	14-14
10/25 East Texas Baptist	20-0
11/1 Sul Ross	19-6
11/8 Corpus Christi NAS	34-12
11/15 S.F. Austin	7-15

**1948 (5-5-0) Dewey Mayhew**

9/18 Houston	0-14
9/25 Howard Payne	12-25
10/2 Southwest Texas	13-2
10/9 Sam Houston	32-6
10/16 McMurry	22-14
10/23 East Texas Baptist	31-0
10/30 Sul Ross	19-33
11/6 Corpus Christi	0-13
11/20 Daniel Baker	67-0
11/27 Austin College	20-25

**1949 (8-2-0) Dewey Mayhew**

9/24 Howard Payne	14-12
10/1 Southwest Texas	20-12
10/8 Sam Houston	16-12
10/15 McMurry	14-39
10/22 Daniel Baker	33-0
10/29 Sul Ross	46-6
11/5 Abilene Christian	50-13
11/12 Southwestern	7-3
11/19 Austin College	19-20
11/25 Corpus Christi	27-12

**1950 (6-3-0) Dewey Mayhew**

9/23 Trinity	7-20
9/30 Southwest Texas	6-7
10/7 Howard Payne	14-6
10/14 McMurry	20-13
10/21 Daniel Baker	39-6
10/28 Sul Ross	14-13
11/4 Abilene Christian	3-20
11/11 Southwestern	26-7
11/22 Austin College	18-13

<b>1951 (5-4-0) Dewey Mayhew</b>		
9/15	Texas Lutheran	37-7
9/22	Trinity	7-34
9/29	Southwest Texas	6-41
10/6	Howard Payne	7-9
10/13	McMurry	20-14
10/27	Sul Ross	33-14
11/3	Abilene Christian	14-13
11/10	Carswell AFB	0-40
11/17	Austin College	41-7
<b>Texas Conference Champions</b>		

<b>1952 (3-8-0) Dewey Mayhew</b>		
9/20	S.F. Austin	12-14
9/27	Southwest Texas	12-41
10/4	Fort Sam Houston	6-7
10/11	Sam Houston	14-41
10/18	Trinity	32-41
10/25	Sul Ross	27-13
11/1	Abilene Christian	13-48
11/8	Howard Payne	14-7
11/15	Austin College	20-24
11/22	McMurry	20-21
11/29	vs Herioco (Mexico)	49-0

<b>1953 (4-5-0) Dewey Mayhew</b>		
9/19	S.F. Austin	7-6
9/26	Southwest Texas	20-34
10/10	Sam Houston	25-49
10/17	Trinity	12-19
10/24	Sul Ross	0-38
10/31	Abilene Christian	25-14
11/7	Howard Payne	6-0
11/14	Austin College	19-18
11/21	McMurry	6-52
<b>Texas Conference Champions</b>		



<b>1954 (6-5-0) Gil Steinke</b>		
9/18	Texas Lutheran	20-0
9/25	NE Louisiana	13-12
10/2	Corpus Christi	32-6
10/9	*Southwest Texas	16-21
10/16	*Sam Houston	0-14
10/23	*Sul Ross	9-0
10/30	*S.F. Austin	7-14
11/6	*A&M-Commerce	6-26
11/13	*Lamar	18-14
11/20	vs Mexico City Coll.	20-13
11/26	Trinity	6-41

<b>1955 (4-6-0) Gil Steinke</b>		
9/10	vs Nat. Univ. Mexico	13-7
9/17	Howard Payne	20-21
9/24	Texas Lutheran	33-13
10/1	Trinity	0-34
10/8	*Southwest Texas	21-26
10/15	*Sam Houston	25-36
10/22	*Sul Ross	26-7

10/29	*S.F. Austin	13-12
11/5	*A&M-Commerce	7-14
11/12	*Lamar	9-20

<b>1956 (7-3-0) Gil Steinke</b>		
9/15	Texas Lutheran	33-13
9/22	vs Trinity	7-12
9/29	McMurry	21-24
10/6	*Southwest Texas	23-14
10/13	*Sam Houston	14-28
10/20	*Sul Ross	29-0
10/27	*S.F. Austin	33-13
11/3	*A&M-Commerce	27-14
11/10	*Lamar	28-12
11/17	*Howard Payne	7-6

<b>1957 (5-5-1) Gil Steinke</b>		
9/10	Corpus Christi	38-0
9/14	Trinity	27-14
9/21	Nat. Univ. Mexico	47-6
9/28	McMurry	0-6
10/5	*Southwest Texas	16-0
10/12	*Sam Houston	20-21
10/19	*Sul Ross	19-7
10/26	*S.F. Austin	0-32
11/2	*A&M-Commerce	12-42
11/9	*Lamar	13-13
11/16	*Howard Payne	7-14

<b>1958 (7-4-0) Gil Steinke</b>		
9/13	Corpus Christi	37-14
9/20	Trinity	0-25
9/27	Texas Lutheran	26-8
10/4	*Southwest Texas	22-0
10/11	*Sam Houston	20-21
10/18	*Sul Ross	7-0
10/25	*S.F. Austin	7-0
11/1	*A&M-Commerce	7-13
11/8	*Lamar	0-14
11/15	*Howard Payne	21-6
11/22	Nat. Univ. Mexico	26-0

<b>1959 (12-1-0) Gil Steinke</b>		
9/12	Corpus Christi	14-3
9/19	Trinity	30-12
9/26	Texas Lutheran	33-6
10/3	*Howard Payne	6-0
10/10	*A&M-Commerce	7-0
10/17	Texas-Arlington	29-18
10/24	*Sam Houston	23-10
10/31	*S.F. Austin	7-24
11/7	*Lamar	14-6
11/14	*Sul Ross	14-8
11/21	*Southwest Texas	20-0
12/5	^Hillsdale	20-0
12/12	#vs Lenoir-Rhyne	20-6
^ -NAIA semifinals		
# -NAIA finals, St. Petersburg, FL		

**LSC Champions**  
**NAIA National Champions**

<b>1960 (8-1-1) Gil Steinke</b>		
9/17	Trinity	14-14
10/1	*Howard Payne	26-6
10/8	*A&M-Commerce	6-14
10/15	Corpus Christi	53-0
10/22	*Sam Houston	18-13
10/29	*S.F. Austin	40-13
11/5	*Lamar	40-0

11/12	*Sul Ross	60-21
11/29	*Southwest Texas	35-0
12/31	+vs Arkansas Tech	45-14
+Bowl played in Grand Prairie, TX		
<b>LSC Champions</b>		

<b>1961 (7-2-0) Gil Steinke</b>		
9/16	Corpus Christi	27-0
9/30	Trinity	27-13
10/7	*A&M-Commerce	22-6
10/14	*Howard Payne	8-15
10/21	*Sam Houston	14-28
10/28	*S.F. Austin	34-28
11/4	*Lamar	8-7
11/11	*Sul Ross	12-6
11/18	*Southwest Texas	19-15

<b>1962 (9-0-1) Gil Steinke</b>		
9/15	Southern Illinois	14-10
9/22	Trinity	33-27
9/29	*Howard Payne	22-0
10/6	*East Texas	3-3
10/13	Corpus Christi	27-6
10/20	*Sam Houston	27-3
10/27	*S.F. Austin	31-8
11/3	*Lamar	7-0
11/10	*Sul Ross	41-0
11/17	*Southwest Texas	28-7
<b>LSC Champions</b>		

<b>1963 (5-4-0) Gil Steinke</b>		
9/21	Trinity	27-0
9/28	Corpus Christi	45-22
10/5	*Howard Payne	27-12
10/12	*A&M-Commerce	17-0
10/26	*Sam Houston	7-28
11/2	*S.F. Austin	6-16
11/9	Lamar	14-16
11/16	*Sul Ross	24-12
11/23	*Southwest Texas	6-20

<b>1964 (7-2-1) Gil Steinke</b>		
9/19	Trinity	32-21
9/26	Lackland AFB	21-0
10/3	Texas Lutheran	36-0
10/10	*S.F. Austin	20-0
10/17	*A&M-Commerce	20-9
10/24	Lamar	13-12
10/31	*Sul Ross	7-7
11/7	*Howard Payne	36-6
11/14	*Sam Houston	16-21
11/21	*Southwest Texas	7-21

<b>1965 (6-3-0) Gil Steinke</b>		
9/25	Texas-Arlington	7-25
10/2	Trinity	15-6
10/9	*S.F. Austin	43-21
10/16	*A&M-Commerce	26-12
10/23	Lamar	14-6
10/30	*Sul Ross	13-24
11/6	*Howard Payne	15-0
11/13	*Sam Houston	14-6
11/20	*Southwest Texas	0-13

<b>1966 (5-5-0) Gil Steinke</b>		
9/17	McNeese State	12-6
9/24	+Cal-State Los Angeles	9-10
10/1	Trinity	7-6
10/8	*S.F. Austin	21-22

10/15	*A&M-Commerce	24-25
10/22	*McMurry	28-0
10/29	*Sul Ross	23-0
11/5	*Howard Payne	13-8
11/12	*Sam Houston	0-10
11/19	*Southwest Texas	3-9
+Game played in the Rose Bowl		

<b>1967 (9-0-0) Gil Steinke</b>		
9/16	McNeese State	17-3
9/30	Trinity	17-7
10/7	*S.F. Austin	16-0
10/14	*A&M-Commerce	24-6
10/21	*McMurry	13-7
10/28	*Sul Ross	35-13
11/4	*Howard Payne	35-13
11/11	*Sam Houston	48-6
11/18	*Southwest Texas	23-21
<b>LSC Champions</b>		

<b>1968 (10-2-0) Gil Steinke</b>		
9/21	Trinity	6-0
9/27	Long Beach State	35-7
10/5	Angelo State	44-0
10/12	*S.F. Austin	34-0
10/19	*A&M-Commerce	27-35
10/26	*McMurry	14-9
11/2	*Sul Ross	43-0
11/9	*Howard Payne	20-14
11/16	*Sam Houston	54-21
11/23	*Southwest Texas	39-0
11/30	^Northern State (S.D.)	20-0
12/14	#Troy State (Ala.)	35-43

^ -NAIA semifinals  
# -NAIA finals, Montgomery, AL  
**LSC Champions**

<b>1969 (11-1-0) Gil Steinke</b>		
9/20	Trinity	21-6
9/27	Long Beach State	21-7
10/4	Angelo State	19-9
10/11	*S.F. Austin	49-25
10/18	*A&M-Commerce	28-14
10/25	*McMurry	21-7
11/1	*Sul Ross	12-13
11/8	*Howard Payne	27-0
11/15	*Sam Houston	28-21
11/22	*Southwest Texas	28-13
11/29	^New Mex. Highlands	28-23
12/13	#Concordia (Minn.)	32-7
^ -NAIA semifinals		
# -NAIA finals		

**LSC Champions**  
**NAIA National Champions**

<b>1970 (11-1-0) Gil Steinke</b>		
9/19	Trinity	23-0
9/26	*McMurry	23-10
10/3	*S.F. Austin	14-13
10/10	*A&M-Commerce	43-28
10/17	*Sul Ross	27-0
10/24	*Angelo State	21-38
10/31	*Tarleton State	37-20
11/4	*Sam Houston	31-14
11/14	*Howard Payne	12-2
11/21	*Southwest Texas	42-2
11/28	^Wisconsin Platteville	16-0
12/12	#Wofford (S.C.)	38-7
^ -NAIA semifinals		

#-NAIA finals, Greenville, SC

**LSC Champions**

**NAIA National Champions**

**1971 (7-3-0) Gil Steinke**

9/18	Trinity	10-16
9/25	*vs McMurry	37-3
10/2	*S.F. Austin	22-21
10/9	*A&M-Commerce	16-10
10/16	*Sul Ross	38-14
10/23	*Angelo State	13-7
10/30	*Tarleton State	13-7
11/6	*Sam Houston	10-7
11/13	*Howard Payne	14-20
11/20	*Southwest Texas	24-29

**1972 (6-5-0) Gil Steinke**

9/9	Texas Southern	16-28
9/16	Trinity	20-3
9/23	New Mex. Highlands	30-6
9/30	*S.F. Austin	26-7
10/7	*A&M-Commerce	17-29
10/14	*Sul Ross	23-7
10/21	*Angelo State	0-10
10/28	*Tarleton State	33-7
11/4	*Sam Houston	11-16
11/11	*Howard Payne	38-14
11/18	*Southwest Texas	16-20

**1973 (2-8-0) Gil Steinke**

9/8	Jacksonville State	14-34
9/22	*Abilene Christian	14-35
9/29	*S.F. Austin	31-14
10/6	*A&M-Commerce	7-28
10/13	*Sul Ross	7-10
10/20	*Angelo State	28-45
10/27	*Tarleton State	33-34
11/3	*Sam Houston	14-15
11/10	*Howard Payne	0-28
11/17	*Southwest Texas	49-10

**1974 (13-0-0) Gil Steinke**

9/14	Jacksonville State	20-19
9/21	Monterrey Tech	33-6
9/28	*Abilene Christian	46-14
10/5	S.F. Austin	28-24
10/12	*A&M-Commerce	27-20
10/19	*Sul Ross	43-13
10/26	*Angelo State	42-14
11/2	*Tarleton State	51-7
11/9	*Sam Houston	34-14
11/16	*Howard Payne	42-19
11/23	*Southwest Texas	14-0
11/30	*Cameron	21-19
12/14	#Henderson State	34-23

^NAIA semifinals, Kingsville  
#-NAIA finals, Kingsville

**LSC Champions**

**NAIA National Champions**

**1975 (12-0-0) Gil Steinke**

9/13	Hawaii	43-9
9/27	*Abilene Christian	24-21
10/4	*S.F. Austin	49-0
10/11	*A&M-Commerce	36-7
10/18	*Sul Ross	50-26
10/25	*Angelo State	14-6
11/1	*Tarleton State	28-0
11/8	*Sam Houston	43-7

11/15	*Howard Payne	48-10
11/22	*Southwest Texas	28-8
11/29	^Oregon College	37-0
12/13	#Salem (W.V.)	37-0

^NAIA semifinals, Kingsville

#-NAIA finals, Kingsville

**LSC Champions**

**NAIA National Champions**

**1976 (13-0-0) Gil Steinke**

9/4	Texas Southern	36-20
9/11	Slippery Rock	58-7
9/18	Hawaii	56-21
9/25	*Abilene Christian	38-10
10/2	*S.F. Austin	77-7
10/9	*A&M-Commerce	37-0
10/16	W. New Mexico	63-2
10/23	*Angelo State	20-10
11/6	*Sam Houston	41-10
11/13	*Howard Payne	40-0
11/20	*Southwest Texas	44-6
12/4	^Western Colorado	57-14
12/11	#Central Arkansas	26-0

^NAIA semifinals, Kingsville

#-NAIA finals, Kingsville

**LSC Champions**

**NAIA National Champions**



**1977 (8-1-1) Fred Jonas**

9/10	Livingston	21-13
9/17	East Central	35-14
10/1	vs Texas Southern	28-13
10/8	*Abilene Christian	25-25
10/15	*S.F. Austin	36-8
10/22	*Sam Houston	34-20
10/29	*Angelo State	35-7
11/5	*A&M-Commerce	6-7
11/12	*Howard Payne	27-20
11/19	*Southwest Texas	21-10

**1978 (5-6-0) Fred Jonas**

9/9	Livingston	2-6
9/16	East Central	27-7
9/23	Montana State	21-42
9/30	Texas Southern	28-0
10/7	*Abilene Christian	13-28
10/14	*S.F. Austin	32-8
10/21	*Sam Houston	32-34
10/28	*Angelo State	19-21
11/4	*A&M-Commerce	17-32
11/11	*Howard Payne	36-17
11/18	*Southwest Texas	48-21



**1979 (12-1-0) Ron Harms**

9/8	Troy State	7-6
9/15	East Central	41-21
9/29	vs Texas Southern	31-7
10/6	*Abilene Christian	37-21
10/13	*S.F. Austin	31-10
10/20	*Sam Houston	49-10
10/27	*Angelo State	24-8
11/3	*A&M-Commerce	0-3
11/10	*Howard Payne	56-10
11/17	*Southwest Texas	42-10
12/1	^Western Colorado	38-14
12/8	#Angelo State	22-19
12/15	!vs Central Oklahoma	20-14

^NAIA quarterfinals, Kingsville

#-NAIA semifinals, Kingsville

!-NAIA finals, McAllen, Texas

**LSC Champions**

**NAIA National Champions**

**1980 (6-5-0) Ron Harms**

9/6	Northern Arizona	14-24
9/13	Troy State	6-14
9/20	Saginaw Valley State	52-0
10/4	Texas Southern	33-14
10/11	*Abilene Christian	46-13
10/18	*S.F. Austin	0-14
10/25	*Sam Houston	42-20
11/1	*Angelo State	16-33
11/8	*A&M-Commerce	14-7
11/15	*Howard Payne	14-9
11/22	*Southwest Texas	17-14

**1981 (9-2-0) Ron Harms**

9/5	Northern Arizona	26-3
9/12	Texas-El Paso	37-15
9/19	Cameron	17-7
10/3	Texas Southern	31-13
10/10	Abilene Christian	34-27
10/17	S.F. Austin	42-10
10/24	Sam Houston	10-7
10/31	Angelo State	21-29
11/7	A&M-Commerce	13-7
11/14	Howard Payne	49-9
11/21	Southwest Texas	21-14

**1982 (5-6-0) Ron Harms**

9/4	McNeese State	21-42
9/11	Nevada-Reno	42-34
9/18	Cameron	38-0
9/25	East Central	57-24
10/9	*Abilene Christian	18-34
10/16	*S.F. Austin	21-35
10/23	*Sam Houston	33-10
10/30	*Angelo State	30-20
11/6	*A&M-Commerce	22-37
11/13	*Howard Payne	8-24

11/20	*Southwest Texas	27-45
-------	------------------	-------

**1983 (2-9-0) Ron Harms**

9/10	Texas Southern	0-2
9/17	East Central	24-42
9/24	Southwest Texas	0-28
10/1	Cal St.-Long Beach	10-46
10/8	*Abilene Christian	24-38
10/15	S.F. Austin	14-41
10/22	vs Sam Houston	19-14
10/29	*Angelo State	21-17
11/5	*A&M-Commerce	24-35
11/12	*Howard Payne	10-31
11/19	Southwest Texas	3-40

**1984 (6-5-0) Ron Harms**

9/8	Southwest Texas	0-8
9/15	Nevada-Reno	35-61
9/22	S.F. Austin	0-17
9/29	Texas Southern	17-13
10/6	East Central	24-35
10/13	Central Oklahoma	20-18
10/20	*Angelo State	3-52
10/27	*A&M-Commerce	29-23
11/3	*Howard Payne	41-24
11/10	*Abilene Christian	28-13
11/17	Missouri Western	28-13

**1985 (8-3-0) Ron Harms**

9/7	Southwest Texas	30-7
9/21	S.F. Austin	21-28
9/28	West Texas A&M	17-37
10/5	Texas Southern	45-7
10/12	East Central	30-13
10/19	Central Oklahoma	21-28
10/26	*Angelo State	23-20
11/2	*A&M-Commerce	22-19
11/9	*Howard Payne	45-0
11/16	*Abilene Christian	10-3
11/23	*Eastern New Mexico	21-17

**LSC Champions**

**1986 (9-2-0) Ron Harms**

9/6	Texas Southern	48-27
9/13	North Dakota	67-44
9/20	East Central	27-20
10/4	Lamar	35-10
10/11	*Howard Payne	52-0
10/18	*A&M-Commerce	42-0
10/25	Central Oklahoma	38-17
11/1	*West Texas A&M	49-54
11/8	*Eastern New Mexico	29-34
11/15	*Abilene Christian	36-19
11/22	*Angelo State	52-3

**1987 (9-2-0) Ron Harms**

9/5	Southwest Texas	20-0
9/12	Idaho State	52-51
9/19	Sam Houston	35-45
10/3	Lamar	43-14
10/10	*Central Oklahoma	21-15
10/17	*A&M-Commerce	42-20
10/24	Cameron	39-20
10/31	*West Texas A&M	44-20
11/7	*Eastern New Mexico	30-7
11/14	*Abilene Christian	35-28
11/21	*Angelo State	6-13

**LSC Champions**

**1988 (10-3-0) Ron Harms**  
 9/3 Southwest Texas 28-41  
 9/10 Texas Southern 29-6  
 9/24 Portland State 29-22  
**10/1 \*Cameron 42-0**  
 10/8 \*A&M-Commerce 35-42  
**10/15 \*Central Oklahoma 35-0**  
**10/22 \*West Texas A&M 32-7**  
 10/29 \*Eastern New Mexico 32-18  
**11/5 \*Abilene Christian 66-23**  
 11/12 \*Angelo State 46-26  
**11/19 ^Mississippi College 39-15**  
**11/26 #Tennessee-Martin 34-15**  
 12/3 !Portland State 27-35  
 ^-NCAA first round, Kingsville  
 #-NCAA quarterfinals, Kingsville  
 I-NCAA semifinals, Portland, OR

**1989 (10-1-0) Ron Harms**  
 9/2 Southwest Texas 28-13  
**9/9 Texas Southern 34-17**  
**9/23 Portland State 31-12**  
 9/30 \*Cameron 35-0  
**10/7 \*A&M-Commerce 48-7**  
 10/14 \*Central Oklahoma 41-0  
 10/21 \*West Texas A&M 39-3  
**10/28 \*Eastem New Mexico 27-12**  
 11/4 \*Abilene Christian 33-13  
**11/11 \*Angelo State 42-3**  
**11/18 ^Mississippi College 19-34**  
 ^-NCAA first round, Kingsville  
**LSC Champions**

**1990 (6-4-0) Ron Harms**  
**9/1 Southwest Texas 7-15**  
 9/8 vs North Dakota 26-23  
 9/15 Portland State 9-14  
**9/29 \*Cameron 33-6**  
 10/6 \*A&M-Commerce 6-26  
**10/13 \*Central Oklahoma 35-13**  
**10/20 \*West Texas A&M 21-16**  
 10/27 \*Eastern New Mexico 31-12  
**11/3 \*Abilene Christian 42-3**  
 11/10 \*Angelo State 13-21

**1991 (7-3-0) Ron Harms**  
 8/31 Nicholls State 7-3  
 9/7 Southwest Texas 14-29  
**9/21 Portland State 35-14**  
**9/28 Prairie View A&M 41-3**  
 10/5 \*Cameron 30-7  
**10/12 \*A&M-Commerce 22-24**  
 10/19 \*Central Oklahoma 23-13  
**11/2 \*Eastern New Mexico 36-20**  
 11/9 \*Abilene Christian 20-0  
**11/16 \*Angelo State 17-21**

**1992 (9-3-0) Ron Harms**  
 9/5 Southwest Texas 14-15  
 9/12 Nicholls State 50-12  
 9/19 Portland State 44-43  
**10/3 \*Cameron 50-0**  
 10/10 \*A&M-Commerce 17-10  
**10/17 \*Central Oklahoma 36-12**  
 10/24 Mississippi College 33-37  
 10/31 \*Eastern New Mexico 26-0  
**11/7 \*Abilene Christian 38-14**  
 11/14 \*Angelo State 9-6  
**11/21 ^Western State 22-13**

11/28 #Portland State 30-35  
 ^-NCAA first round, Kingsville  
 #-NCAA quarterfinals, Portland, OR  
**LSC Champions**

**1993 (7-6-0) Ron Harms**  
 9/4 Southwest Texas 14-20  
**9/11 Mississippi College 9-13**  
**9/18 Portland State 17-22**  
 9/25 Sam Houston 20-34  
 10/2 Central State (OH) 19-36  
**10/9 \*A&M-Commerce 28-3**  
 10/16 \*Central Oklahoma 38-7  
**10/30 \*Eastern New Mexico 54-22**  
 11/6 \*Abilene Christian 26-10  
**11/13 \*Angelo State 16-7**  
 11/20 ^Portland State 50-15  
 11/27 #California-Davis 51-28  
 12/4 !North Alabama 25-27  
 ^-NCAA first round, Portland, OR  
 #-NCAA quarterfinals, Davis, CA  
 I-NCAA semifinals, Florence, AL  
**LSC Champions**

**1994 (12-2-0) Ron Harms**  
 9/1 Southwest Texas 45-14  
**9/17 East Central 51-0**  
 9/24 Portland State 34-20  
**10/1 Central State (OH) 7-16**  
 10/8 \*A&M-Commerce 31-0  
**10/15 \*Central Oklahoma 34-0**  
**10/22 \*Tarleton State 61-24**  
 10/29 \*Eastern New Mexico 24-15  
**11/5 \*Abilene Christian 48-0**  
 11/12 \*Angelo State 30-28  
**11/19 ^Western State 43-7**  
**11/26 #Portland State 21-16**  
**12/3 !Indiana (PA) 46-20**  
 12/10 \$North Alabama 10-16  
 ^-NCAA first round playoffs  
 #-NCAA quarterfinal round playoffs  
 I-NCAA semifinal playoffs  
 \$-NCAA championship  
**LSC Champions**

**1995 (11-2-0) Ron Harms**  
**9/9 Portland State 40-7**  
 9/14 Southwest Texas 40-12  
 9/23 Sam Houston 23-24  
 9/30 \*Tarleton State 51-0  
**10/7 \*A&M-Commerce 37-18**  
 10/14 \*Central Oklahoma 27-21  
 10/21 \*West Texas A&M 55-17  
**10/28 \*Eastern New Mexico 33-14**  
 11/4 \*Abilene Christian 54-7  
**11/11 \*Angelo State 41-20**  
**11/18 ^Fort Hays State 50-28**  
**11/25 #Portland State 30-3**  
 12/2 !Pittsburg State 25-28 (ot)  
 ^-NCAA first round, Kingsville  
 #-NCAA quarterfinals, Kingsville  
 I-NCAA semifinals, Kingsville  
**LSC Champions**


**1996 (8-3\$) Ron Harms**  
 9/7 North Dakota St. 10-20  
**9/14 Sam Houston 41-17**  
**9/21 North Alabama 7-24**  
**10/5 \*Tarleton State 40-10**

10/12 \*A&M-Commerce 35-28  
**10/19 \*Central Oklahoma 35-7**  
**10/26 \*West Texas A&M 21-0**  
 11/2 \*Eastern New Mexico 24-13  
**11/9 \*Abilene Christian 38-0**  
 11/16 \*Angelo State 24-17  
 11/23 ^California-Davis 14-17  
 ^-NCAA first round, Davis, CA  
**LSC Champions**

**1997 (9-2\$) Ron Harms**  
**9/13 \*Central Oklahoma 33-7**  
 9/20 North Alabama 12-17  
 9/27 \*Harding 33-7  
 10/4 \*Tarleton State 43-14  
**10/11 \*A&M-Commerce 34-6**  
 10/18 \*vs Midwestern State 30-7  
 10/25 \*West Texas A&M 33-0  
**11/1 \*Eastern New Mexico 56-14**  
 11/8 \*Abilene Christian 54-7  
**11/15 \*Angelo State 35-25**  
 11/22 ^California-Davis 33-37  
 ^-NCAA first round, Davis, CA  
**LSC Champions**

**1998 (11-3\$) Ron Harms**  
 9/3 North Dakota State 6-16  
 9/12 \*Central Oklahoma 9-38  
 9/19 Sam Houston State 16-10  
**9/26 \*Harding 38-6**  
**10/3 \*Tarleton State 42-7**  
 10/10 \*A&M-Commerce 42-18  
**10/17 \*Midwestern State 48-7**  
**10/24 \*West Texas A&M 43-21**  
 10/31 \*Eastern New Mexico 28-14  
**11/7 \*Abilene Christian 56-28**  
 11/14 \*Angelo State 38-14  
**11/21 ^California-Davis 54-21**  
 11/28 #Central Okla. 24-21 (ot)  
 12/5 !Northwest Missouri 34-49  
 ^-NCAA first round, Kingsville  
 #-NCAA quarterfinals, Edmond, OK  
 I-NCAA semifinals, Maryville, MO

**1999 (5-6\$) Ron Harms**  
 9/4 \*Northeastern State 2-9  
 9/11 McNeese State 10-24  
**9/18 \*East Central 20-14**  
**9/25 Sam Houston 24-34**  
 10/2 \*Tarleton State 7-23  
**10/9 \*A&M-Commerce 10-14**  
 10/16 \*Midwestern State 7-10  
 10/23 \*West Texas A&M 35-14  
**10/30 \*Eastern New Mexico 42-7**  
 11/6 \*Abilene Christian 40-14  
**11/13 \*Angelo State 42-38**



**2000 (4-7) Richard Cundiff**  
 8/31 North Dakota State 7-52  
**9/9 \*Southwestern Okla. 13-16**  
 9/16 \*Southeastern Okla. 34-14  
 9/23 Sam Houston 7-38  
**9/30 \*Tarleton State 31-19**  
 10/7 \*A&M-Commerce 7-0  
**10/14 \*Central Oklahoma 13-21**  
**10/21 \*West Texas A&M 3-13**  
 10/28 \*Eastern New Mexico 7-35  
**11/4 \*Abilene Christian 24-7**  
 11/11 \*Angelo State 2-14

**2001 (9-2) Richard Cundiff**  
 9/8 \*Southwestern Okla. 24-0  
**9/15 \*Southeastern Okla. 45-7**  
 9/22 Prairie View A&M 21-14  
 9/29 \*Tarleton State 23-20  
**10/6 \*A&M-Commerce 24-30**  
 10/13 \*Central Oklahoma 35-21  
 10/20 \*West Texas A&M 33-17  
**10/27 \*Eastern New Mexico 35-14**  
 11/3 \*Abilene Christian 35-7  
**11/10 \*Angelo State 27-3**  
**11/17 ^California-Davis 32-37**  
 ^-NCAA first round, Kingsville  
**LSC Champions**

**2002 (10-3) Richard Cundiff**  
 9/7 Southwest Texas 21-28  
**9/14 Prairie View A&M 65-0**  
**9/21 \*Tarleton State 16-3**  
**9/28 \*Midwestern State 9-6**  
 10/12 \*A&M-Commerce 37-15  
 10/19 \*Northeastern State 13-10  
**10/26 \*West Texas A&M 49-7**  
 11/2 \*Eastern New Mexico 34-37  
**11/9 \*Abilene Christian 22-16**  
 11/16 \*Angelo State 37-14  
 11/23 ^Nebraska-Kearney 58-40  
**11/30 #California-Davis 27-20 (ot)**  
 12/6 !Valdosta State 12-21  
 ^-NCAA first round, Kearney, NE  
 #-NCAA quarterfinals, Kingsville  
 I-NCAA semifinals, Valdosta, GA  
**LSC Champions**

**2003 (11-2) Richard Cundiff**  
 9/4 Portland State 21-34  
**9/20 Nicholls State 27-26**  
 9/27 \*Tarleton State 23-15  
 10/4 \*Midwestern State 29-23  
**10/11 \*A&M-Commerce 31-7**  
**10/18 \*Northeastern State 42-13**  
 10/25 \*West Texas A&M 38-13  
**11/1 \*Eastern New Mexico 44-26**  
 11/8 \*Abilene Christian 10-7  
**11/15 \*Angelo State 44-17**  
**11/22 ^Tarleton State 34-10**  
**11/29 #Central Oklahoma 49-6**  
**12/6 !Grand Valley State 3-31**  
 ^-NCAA first round, Kingsville  
 #-NCAA quarterfinals, Kingsville  
 I-NCAA semifinals, Kingsville  
**LSC Champions**

**2004 (9-2) Richard Cundiff**  
 9/4 \*Northeastern State 10-6  
**9/11 \*East Central 24-7**

9/25	*West Texas A&M	69-21
10/2	*A&M-Commerce	31-13
10/9	*Central Oklahoma	41-31
10/16	*Midwestern State	27-3
10/23	*Eastern New Mexico	29-22
10/30	*Abilene Christian	10-17
11/6	*Angelo State	49-18
11/13	^Southeastern Okla.	40-30
11/20	#NW Missouri St.	14-34
^NCAA first round, Kingsville		
#NCAA second round, Maryville, MO		
<b>LSC Champions</b>		

**2005 (6-4) Richard Cundiff**

8/27	Texas College	60-6
9/3	*Northeastern State	40-14
9/10	*East Central	28-0
9/24	*West Texas A&M	20-28
10/1	*Tarleton State	24-21
10/8	*Central Oklahoma	41-38
10/15	*Midwestern State	14-41
10/22	*Eastern New Mexico	26-14
10/29	*Abilene Christian	3-19
11/5	*Angelo State	51-54

**2006 (3-8) Richard Cundiff**

9/2	*Southwestern Okla.	17-23
9/9	*A&M-Commerce	20-17
9/16	Western Oregon	10-36
9/23	*Southeastern Okla.	31-28
9/30	*West Texas A&M	31-51
10/7	*Tarleton State	0-23
10/14	*East Central	37-34
10/21	*Midwestern State	17-44
10/28	*Eastern New Mexico	14-37
11/4	*Abilene Christian	38-41
11/11	*Angelo State	20-38



**2007 (3-8) Bo Atterberry**

8/31	*Southwestern Okla.	3-7
9/8	*A&M-Commerce	7-24
9/15	Western Oregon	14-22
9/22	*Southeastern Okla.	27-17
9/29	*West Texas A&M	3-36
10/6	*Tarleton State	21-31
10/13	*East Central	17-21
10/20	*Midwestern State	6-73
10/27	*Eastern New Mexico	38-35
11/3	*Abilene Christian	31-59
11/10	*Angelo State	47-21

**2008 (7-4) Bo Atterberry**

8/28	North Dakota	14-40
9/6	*East Central	44-14
9/13	*Central Oklahoma	41-6
9/20	*Northeastern State	42-14
9/27	*West Texas A&M	35-55
10/4	*Tarleton State	27-16

10/11	A&M-Commerce	35-0
10/18	*Midwestern State	16-38
10/25	*Eastern New Mexico	35-32
11/1	*Abilene Christian	17-42
11/8	*Angelo State	38-14

**2009 (9-3) Bo Atterberry**

8/29	Delta State	28-17
9/5	*East Central	39-7
9/12	*Central Oklahoma	46-17
9/19	*Northeastern State	31-14
9/26	*West Texas A&M	23-17
10/3	*Tarleton State	34-20
10/10	*A&M-Commerce	35-34
10/17	*Midwestern State	7-38
10/24	*Eastern New Mexico	38-31
10/31	*Abilene Christian	35-47
11/7	*Angelo State	35-32
11/14	^Tarleton State	56-57
^ NCAA first round, Kingsville		

**LSC Champions**

**2010 (10-2) Bo Atterberry**

9/2	Northwest Missouri	16-7
9/11	*East Central	20-7
9/18	*A&M-Commerce	21-0
9/25	*Incarnate Word	37-9
10/2	*Abilene Christian	24-31
10/9	*Angelo State	28-21
10/16	*West Texas A&M	28-24
10/23	*Tarleton State	13-10
10/30	*Southwestern Okla.	56-17
11/6	*Midwestern State	27-7
11/13	*Southeastern Okla.	38-24
11/27	^Northwest Missouri	31-35
^NCAA second round, Kingsville		

**2011 (6-5) Bo Atterberry**

9/2	Central Washington	21-10
9/10	Minot State	19-7
9/17	*vs West Texas A&M	21-42
9/24	*Midwestern State	38-44
10/1	*A&M-Commerce	39-21
10/8	Lindenwood	35-41
10/15	*Incarnate Word	41-38
10/22	*Tarleton State	34-41
10/29	*Angelo State	36-33
11/5	*Abilene Christian	34-42
11/12	*Eastern New Mexico	23-10

**2012 (6-6) Bo Atterberry**

9/1	Central Washington	35-7
9/8	Abilene Christian	16-13
9/15	*vs West Texas A&M	10-40
9/22	*Midwestern State	28-45
9/29	*A&M-Commerce	14-21
10/6	North Alabama	16-21
10/13	*Incarnate Word	20-17
10/20	*Tarleton State	35-23
10/27	*Angelo State	34-21
11/1	Valdosta State	31-38
11/12	*Eastern New Mexico	33-13
11/25	vs. Emporia State	38-45

+ - Kanza Bowl (Topeka, Kan.)

\* - Lone Star Conference

\$ - 1996-99 seasons were vacated

**BOLD** indicates home game

**ALL-TIME VS. OPPONENTS**

23rd Infantry.....	1-0
Abilene Christian .....	32-15-1
<b>Angelo State.....</b>	<b>33-13</b>
Arizona State .....	1-0
Arkansas Tech .....	1-0
Austin College.....	3-3
Baylor .....	0-1
Breckenridge .....	1-0
Brownsville Junior College .....	1-0
Cal State-Long Beach.....	0-1
Cal State-Los Angeles .....	0-1
UC Davis.....	3-3
Cameron .....	9-0
Carswell Air Force Base .....	0-1
Central Arkansas.....	1-0
Central Oklahoma .....	19-3
Central (OH) State .....	2-2
<b>Central Washington.....</b>	<b>2-0</b>
Concordia (MN) .....	1-0
Corpus Christi.....	9-2
Corpus Christi NAS.....	1-0
Daniel Baker.....	8-0-1
Delta State.....	1-0
Dixie University.....	1-0
East Central (OK).....	15-3
East Texas Baptist.....	2-0
<b>Eastern New Mexico.....</b>	<b>23-4</b>
Edinburg Junior College .....	3-1
Emporia State.....	0-1
Fort Brown .....	3-0
Fort Hays State.....	1-0
Fort Sam Houston .....	3-1
Grand Valley State.....	0-1
Hardin-Simmons.....	0-2
Harding .....	2-0
Hawai'i .....	2-0
Henderson State .....	1-0
Herioco (Mex.) .....	1-0
Hillsdale (MI) College .....	1-0
Houston .....	1-2
Howard Payne.....	30-10
Idaho State .....	1-0
Incarnate Word.....	3-0
Indiana (PA) .....	1-0
Jacksonville State.....	1-1
Kelly Field .....	1-0
Kingsville Firemen.....	1-1
Lackland Air Force Base .....	1-0
Lamar.....	13-3-1
Lenoir-Rhyne.....	1-0
Lindenwood .....	0-1
Livingston.....	1-1
Long Beach State.....	2-0
McAllen High.....	1-0
<b>McMurry .....</b>	<b>11-6-1</b>
McNeese State.....	2-2
Mexico City College .....	1-0
<b>Midwestern State .....</b>	<b>6-8</b>
Minot State .....	1-0
Mississippi College.....	1-3
Missouri Western .....	1-0
Montana State.....	0-1
<b>Monterrey Tech .....</b>	<b>1-0</b>
National University of Mexico	5-0

Nebraska-Kearney.....	1-0
Nevada-Reno .....	1-1
New Mexico Highlands.....	2-0
Nicholls State .....	3-0
<b>North Alabama .....</b>	<b>0-5</b>
North Dakota .....	2-1
North Dakota State .....	0-3
North Texas.....	1-0
Northeastern Louisiana .....	1-0
Northeastern State (OK).....	6-1
Northern Arizona .....	1-1
Northern State (SD) .....	1-0
Northwest Missouri State .....	1-3
Oregon College .....	1-0
Peacock Military .....	1-0
Pittsburg State.....	0-1
Portland State .....	9-5
Prairie View A&M.....	3-0
Randolph Field .....	2-0
Rice .....	0-6
Rice "B" .....	0-1
Saginaw Valley State .....	1-0
Salem (WV) .....	1-0
Sam Houston State .....	29-24
San Jose State.....	1-2
Schreiner .....	7-6-1
Slippery Rock.....	1-0
Southeastern Oklahoma.....	6-0
Southern Illinois .....	1-0
Southern Methodist .....	0-1
Southwestern .....	3-2-1
Southwestern Oklahoma .....	2-3
St. Edward's.....	2-1
St. Mary's.....	6-4-1
Stephen F. Austin .....	30-12-1
Sul Ross State .....	29-7-1
<b>Tarleton State.....</b>	<b>20-6</b>
Tennessee-Martin .....	1-0
Texas .....	0-1
Texas A&M .....	0-5-1
<b>Texas A&amp;M-Commerce 37-22-1</b>	
Texas College.....	1-0
Texas Lutheran.....	9-0-1
Texas Southern.....	11-2
Texas State .....	33-25-2
Texas Wesleyan .....	1-0
Texas-Arlington .....	1-1
Texas-El Paso.....	1-0
Trinity.....	14-9-1
Troy State .....	1-2
<b>Valdosta State.....</b>	<b>0-2</b>
Victoria Junior College.....	5-0
<b>West Texas A&amp;M.....</b>	<b>16-10-1</b>
Western State (CO).....	4-0
Western New Mexico.....	1-0
Western Oregon.....	0-2
Westmoreland College.....	1-0
Wisconsin-Platteville .....	1-0
Wofford .....	1-0
<b>Total .....</b>	<b>587-274-16</b>
<b>Home.....</b>	<b>336-104-8</b>
<b>Away.....</b>	<b>235-162-8</b>
<b>Neutral .....</b>	<b>16-8</b>
<b>Postseason.....</b>	<b>34-17</b>

## 2012

**Jeremy Aguilar**, LSC-1, D2Football.com All-American-2, Football Gazette NCAA Division II All-Super Region Four-2, AFCA All-American  
**Robert Armstrong**, LSC-1, LSC Co-Receiver of the Year, Sherman Batiste, LSC-1  
**Zane Brown**, LSC-2, Capital One Academic All-American-1  
**Steve Harris**, LSC-2  
**Darnell Hicks**, LSC-2  
**Anthony Johnson**, LSC-2  
**Angel Millan**, LSC-2  
**Marquis Singleton**, LSC-2

## 2011

**Jeremy Aguilar**, LB, LSC-1, LSC Linebacker of the Year, D2Football.com All-American-HM, Daktronics All-Region-1, Daktronics All-American-2, Football Gazette All-Region-2, Football Gazette All-American-HM  
**Robert Armstrong**, WR, LSC-1  
**Sherman Batiste**, WR, LSC-1  
**Roderick Benman**, DE, LSC-2, Football Gazette All-Region-2, Football Gazette All-American-HM, Daktronics All-Region-2, BSN All-American-2  
**James Cannell**, DT, LSC All-Academic, Academic All-District-1, Academic All-American-2  
**Marcus Sanders**, LB, LSC-HM  
**Derek Tesch**, TE-DS, LSC-1 (DS), LSC-HM (TE)  
**Johnny Tivao**, DT, LSC-HM  
**Jonathan Woodson**, RB-KR, LSC-1 (RB), LSC-1 (KR), Football Gazette All-Region-1, Football Gazette All-American-1, Daktronics All-Region-1, Daktronics All-American-2, D2Football.com All-American-HM, AP Little All-American-1

## 2010

**Robert Armstrong**, WR, LSC-HM  
**Tressor Baptiste**, LB, LSC-1, LSC South Linebacker of the Year, Daktronics All-Region-1, Daktronics All-American-2, AFCA All-American-1, AP Little All-American-3, Football Gazette All-American-HM, Football Gazette All-Region-2, D2Football.com All-American-HM  
**Sherman Batiste**, WR, LSC-HM  
**Christian Brom**, PK, LSC-2  
**Tim Byerly**, C, LSC-HM  
**James Cannell**, DT, Academic All-District-1  
**Dondi Cooks**, DT, LSC-HM  
**Arron Fisher**, RS, LSC-HM  
**Delra Glover**, SS, LSC-1, Daktronics All-Region-2  
**Ryan Lincoln**, WR, LSC-2, D2Football.com All-American-HM  
**Colby Lowrie**, OG, LSC-2  
**Kendrick Matthews**, S, LSC-2  
**Trent Perkins**, OT, LSC-2  
**Corey Robertson**, FS, LSC-1, Daktronics All-Region-2, Football Gazette All-Region-1, Football Gazette All-American-HM  
**Matt Romig**, DE, LSC-2  
**Marcus Sanders**, LB, LSC-2  
**Derek Tesch**, LS, LSC-2  
**Derrick Thomas**, DB, LSC-2  
**Johnny Tivao**, DT, LSC-1, Daktronics All-Region-2, Football Gazette All-Region-3  
**Jonathan Woodson**, RB-RS, LSC-2, LSC-HM

## 2009

**Sherman Batiste**, WR, LSC-HM  
**Thermon Biggers**, LB, LSC Commissioner's Honor Roll  
**Christian Brom**, PK, LSC-HM  
**Tim Byerly**, OL, LSC-HM, LSC Commissioner's Honor Roll  
**Damian Couthren**, WR, LSC-HM  
**Connell Davis**, RB, LSC-HM  
**Jeff Edwards**, LB, LSC-2  
**Billy Garza**, QB, LSC-2, Cactus Bowl participant  
**Delra Glover**, SS, LSC-2  
**Jorge Guerra**, OL, LSC-2, LSC All-Academic, Academic All-District-1, Daktronics All-Region-2, Cactus Bowl participant  
**Drew Harper**, OL, LSC Commissioner's Honor Roll  
**Eric John**, CB, LSC-HM  
**E.J. LeBlanc**, KR, LSC-1  
**Ryan Lincoln**, WR, LSC-2

**Stuart Moffitt**, S, LSC-HM  
**Trent Perkins**, OL, LSC-HM  
**John Reeves**, LB, LSC-2  
**Corey Robertson**, FS, LSC-2  
**Matt Romig**, DE, LSC-HM  
**Jimmy Saddler-McQueen**, DT, LSC-HM, D2Football.com All-American-HM, Cactus Bowl participant, Texas vs. the Nation participant  
**Cody Smith**, P, LSC-HM  
**Markeith Wesley**, OL, LSC-1, Daktronics All-Region-1, Football Gazette All-Region-1, Football Gazette All-American-3, Cactus Bowl participant  
**Fred Winborn**, RB, LSC-1, Daktronics All-Region-1, Football Gazette All-Region-2

## 2008

**Tim Byerly**, OL, LSC Commissioner's Honor Roll  
**Clavens Charles**, RS, LSC-HM  
**Damian Couthren**, WR, LSC-2  
**Billy Garza**, QB, LSC-HM  
**Jorge Guerra**, OL, LSC-HM  
**Tyrrell Herndon**, DE, LSC-HM  
**Eric John**, DB, LSC-HM  
**Ryan Lincoln**, WR, LSC-2  
**Jimmy Lugo**, DE, LSC-HM  
**Billy Martin**, RB, LSC-HM  
**Mike Martinez**, LB, LSC-2  
**Jabir Perkins**, S, LSC-1 (S), LSC-HM (KR), LSC South Defensive Back of the Year, Daktronics All-Region-1, Daktronics All-American-2, Cactus Bowl Participant, AP Little All-American-3, Football Gazette All-Region-2, D2Football.com All-American-HM, Football Gazette All-American-HM  
**John Reeves**, LB, LSC-2  
**Jimmy Saddler-McQueen**, DT, LSC-2, LSC South Co-Defensive Lineman of the Year  
**Cody Smith**, P, LSC-1, Daktronics All-Region-2, Football Gazette All-Region-2  
**Jareko Taylor**, WR, LSC-1, Cactus Bowl Participant, Football Gazette All-Region-3  
**Derrick Thomas**, DB, LSC-HM  
**Markeith Wesley**, OL, LSC-1, Football Gazette All-Region-3

## 2007

**Clavens Charles**, RS, LSC-HM  
**Clayton Cretors**, LB, LSC-1  
**Jimmy Lugo**, DE, LSC-2  
**Raymorris Miller**, RB, LSC-HM  
**Rod Mosley**, DB, LSC-1, Football Gazette All-American-1, Football Gazette All-Region-1, AP Little All-American-2, Daktronics All-Region-1, Daktronics All-American-2, Cactus Bowl Participant  
**Cody Smith**, P, LSC-1, D2Football.com National Player of the Week

## 2006

**Anthony Bates**, S, LSC-2  
**John Cook**, OL, AFCA All-American-1, LSC-1  
**Clayton Cretors**, S, LSC-HM  
**Osazee Eguae**, RB, LSC Commissioner's Honor Roll  
**Raymorris Miller**, RB, Daktronics All-Region-1, LSC-2  
**Rony Perard**, TE, LSC-2  
**Cody Smith**, P, LSC-HM  
**Jareko Taylor**, WR, LSC-2  
**Joe Williams**, DB-RS, LSC-1 (RS), LSC-2 (DB)  
**Steve Yaden**, WR, LSC-HM

## 2005

**Anthony Bates**, DB, LSC-HM  
**James Cardenas**, OL, LSC-2  
**Deandrae Fillmore**, LB, LSC South Linebacker of the Year, LSC-1, AP Little All-American-1, CollegeSportsReport.com All-American-1, D2Football.com All-American-1, Daktronics All-American-1, Football Gazette All-American-1, Daktronics All-Region-1, Football Gazette All-Region-1, Cactus Bowl Participant  
**Richard Hammond**, P/PK, LSC-1 (P), LSC-2 (K), AP Little All-American-2, CollegeSportsReport.com All-

American-2, D2Football.com All-American-HM, Football Gazette All-American-HM, Daktronics Region-2, Football Gazette All-Region-2, Cactus Bowl Participant  
**Donta Jackson**, DB, LSC-2  
**Wilbert Martin**, DL, LSC-1, Football Gazette All-American-2, D2Football.com All-American-HM, Daktronics Region-1, Football Gazette All-Region-1, Cactus Bowl Participant  
**Stephen McCoy**, DB, LSC-1, Daktronics Region-1, Football Gazette All-Region-2  
**Raymorris Miller**, RB, LSC-HM  
**Van Nelson**, OL, LSC-HM  
**Aoatoa Sualua**, LB, LSC-2  
**John Tarpoff**, DL, LSC-2  
**Steve Yaden**, WR, LSC-HM

## 2004

**Ryan Beard**, RB, LSC-2  
**Michael Bragg**, DB, Daktronics All-Region-2, LSC-1  
**James Cardenas**, OL, LSC-1  
**D.R. Coleman**, FB, LSC-1  
**Spencer Cowins**, DB, LSC-2  
**Richard Estrella**, OL, LSC-HM  
**Deandrae Fillmore**, LB, Daktronics All-American-1, D2Football.com All-American-HM, Daktronics All-Region-1, AP Little All-American-2, Dopke All-American-2, D2Football.com All-Region-2, LSC-1, co-LSC South Linebacker of the Year  
**Richard Hammond**, P/PK, LSC-2  
**Tracey James**, DB, LSC-1  
**Todd Knutson**, TE, LSC-1  
**Eric Lonette**, DL, LSC-HM  
**Wilbert Martin**, DL, Gene Upshaw Award Runner-up, D2Football.com All-American-HM, D2Football.com All-Region-2, LSC-1, co-LSC South Lineman of the Year  
**Van Nelson**, OL, LSC-HM  
**Roy Stroud**, OL, D2Football.com All-American-HM, D2Football.com All-Region-1, Football Gazette All-Region-3, Daktronics All-Region-2, LSC-1  
**Aoatoa Sualua**, LB, LSC-2  
**John Tarpoff**, DL, LSC-HM  
**Daniel Taylor**, QB, LSC-2, LSC South Offensive Back of the Year  
**Curtis Tyler**, DL, Football Gazette All-Region-3, LSC-2  
**Maurice Washington**, WR, Football Gazette All-Region-2, LSC-1, LSC South Receiver of the Year, Cactus Bowl Participant  
**Jesse Whitley**, OL, Football Gazette All-Region-3, LSC-1  
**Larry Williams**, RB, D2Football.com All-American-HM, Daktronics All-Region-2, LSC-1

## 2003

**Kenny Benoit**, LB, Daktronics All-Region-2, LSC-1  
**Richard Hammond**, K, LSC-2  
**Brent Holmes**, WR, LSC-2  
**Todd Knutson**, TE, LSC-2  
**Jason Lee**, DB, LSC-2, Cactus Bowl Participant  
**Fai Leomitti**, LB, LSC-2  
**Eric Lewis**, WR, LSC-1  
**Wilbert Martin**, DL, LSC-2  
**Clint Merz**, DL, LSC-2  
**Eddie Moten**, DB, D2Football.com All-American-1, Football Gazette All-American-HM, Football Gazette All-Region-1, Daktronics All-Region-2, LSC-1, LSC South Defensive Back of the Year, Cactus Bowl Participant  
**Kevin Palmer**, C, Remington Award Winner, AFCA All-American-1, D2Football.com All-American-1, Daktronics All-American-1, D2Football.com All-Region-1, Football Gazette All-Region-1, Daktronics All-Region-1, Football Gazette All-American-1, LSC-1, LSC South Offensive Lineman of the Year, Cactus Bowl participant  
**James Parham**, OG, D2Football.com All-American-HM, Football Gazette All-American-HM, Daktronics All-Region-1, LSC-1, Cactus Bowl Participant  
**Roy Stroud**, OT, LSC-1, Cactus Bowl Participant  
**Daniel Taylor**, QB, LSC-1, LSC South Offensive Back of the Year  
**Maurice Washington**, WR, LSC-2  
**Larry Williams**, RB, D2Football.com All-American-2,

Football Gazette All-American-3, Football Gazette All-Region-1, Daktronics All-Region-1, LSC-1

## 2002

**Luke Byrnes**, OT, Daktronics All-Region-2, LSC-1  
**Mike Clay**, DL, AFCA All-American-1, AP Little All-American-1, D2Football.com All-American-1, Football Gazette All-Region-2, D2Football.com All-Region-1, LSC-1, LSC South Lineman of the Year  
**Nicholas Davis**, DB, D2Football.com All-American-1, Daktronics All-American-1, Football Gazette All-Region-2, D2Football.com All-Region-1, Daktronics All-Region-1, LSC-1, LSC South Defensive Back of the Year  
**Cody Eatmon**, LSC-2  
**Abel Gonzalez**, QB, Football Gazette All-Region-2, D2Football.com All-Region-2, Daktronics All-Region-2, LSC-1, LSC South Offensive Back of the Year  
**Jason Lee**, DB, LSC-1  
**Gary Lusk**, WR, LSC-1, LSC South Division Receiver of the Year  
**T.J. Maroulis**, DL, LSC All-Academic  
**Eddie Moten**, DB, D2Football.com All-Region-2, LSC-1  
**Terrence Moten**, DL, LSC-1  
**Davylyn Nelson**, LB, Football Gazette All-Region-1, D2Football.com All-Region-1, D2Football.com All-Region Defensive Player of the Year, LSC-1  
**Kevin Palmer**, C, Football Gazette All-Region-3, LSC-1  
**Victor Saucedo**, P, LSC-2, LSC All-Academic  
**Walter Wigfall**, OT, AP Little All-American-3, Daktronics All-American-2, Football Gazette All-Region-1, D2Football.com All-Region-1, Daktronics All-Region-1, LSC-1, LSC South Offensive Lineman of the Year  
**Larry Williams**, RB, Football Gazette All-Region-1, D2Football.com All-Region-2, Daktronics All-Region-2, LSC-1

## 2001

**Aleric Clark**, DB, LSC-2  
**Mike Clay**, DL, LSC-1, LSC South Defensive Lineman of the Year  
**Nicholas Davis**, DB, LSC-1  
**Cody Eatmon**, DL, LSC-2  
**Abel Gonzalez**, QB, LSC-2  
**Kiah Johnson**, LB, LSC-1, LSC South Linebacker of the Year, AP Little All-American-1, D2Football.com All-American-1, AFCA All-American-1, Cactus Bowl participant  
**Gary Lusk**, WR, LSC-2  
**Terrance Mouton**, DL, LSC-2  
**Davylyn Nelson**, LB, LSC-2  
**Eric Spencer**, WR, LSC-1, LSC South Receiver of the Year, Cactus Bowl participant  
**Walter Wigfall**, OL, LSC-1

## 2000

**Jeff Chase**, OL, LSC-2  
**Aleric Clark**, WR, LSC-2  
**Robert Garza**, OL, AP Little All-American-1, AFCA All-American-1, Football Gazette All-American-1, Daktronics All-American-1, D2Football.com All-American-1, USAFootball.com All-American-1, LSC-1, LSC Offensive Lineman of the Year  
**Kiah Johnson**, LB, LSC-1, LSC Linebacker of the Year  
**Glen Jones**, DB, LSC-1  
**Kerry Linnear**, DL, LSC-2, Cactus Bowl participant  
**Davylyn Nelson**, LB, LSC-2  
**Dickie Russel**, OL, Cactus Bowl participant  
**J.R. Turner**, DB, LSC-1, LSC Defensive Back of the Year, Cactus Bowl participant  
**Johnnie Warren**, DL, LSC-2

## 1999

**Roosevelt Brown**, OL, LSC-1  
**Jody Cantu**, OL, LSC-1  
**Derrick Foster**, RB, LSC-1  
**Robert Garza**, C, AP Little All-American-1, AFCA All-American-1, Daktronics All-American-1, Football Gazette All-American-1, All-American Football Foundation All-American-1, LSC Offensive Lineman of the Year, LSC-1, NCAA DII All-Region -1

**Kiah Johnson**, LB, LSC-1  
**Kerrie Linnear**, DL, LSC-1  
**Nick O'Brien**, OL, LSC-1, NCAA DII All-Region-1, Snow Bowl participant

## 1998

**Terrance Bennett**, QB, LSC-1  
**Jeff Chase**, OL, LSC-1  
**Cliff Clemons**, OL, AP Little All-American-1, LSC-1, NCAA DII All-Region-1  
**Robert Garza**, OL, LSC-1, NCAA DII All-Region-1  
**Matt Hickl**, DB, NCAA DII All-Region Academic-1, LSC Commissioner's Honor Roll  
**John Humphrey**, RB, LSC-1, NCAA DII All-Region -1  
**Cedric Johnson**, QB, AP Little All-American-1, AFCA All-American-1, NCAA DII All-American-1, Football Gazette All-American-1, LSC-1, NCAA DII All-Region, LSC Defensive Back of the Year  
**Kiah Johnson**, LB, LSC Freshman of the Year  
**Nick O'Brien**, OL, LSC-1  
**Randy Palmer**, TE, Successful Farming Magazine All-America-1, LSC All-Academic-1, GTE All-District VI Academic, LSC Commissioner's Honor Roll  
**Richard Rose**, OL, LSC-1, NCAA Division II All-Region-1, LSC All-Academic-1, LSC Commissioner's Honor Roll  
**Lane Tobola**, DL, LSC-1

## 1997

**David Alsip**, DL, LSC-1, Football Gazette All-America-2, NCAA Division II All-America-2, NCAA DII All-Region-1, Snow Bowl participant  
**Troy Asbell**, LB, LSC-1  
**Cliff Clemons**, OG, LSC-1, Football Gazette All-America-2, NCAA Division II All-America-2, NCAA DII All-Region-1  
**Terrence Davis**, DB, LSC-1  
**Chris Hensley**, LB, LSC-1, AFCA All-American-1, Football Gazette All-America-1, NCAA DII All-Region-1, Snow Bowl participant  
**John Humphrey**, RB, NCAA DII All-Region-1  
**Alex Medina**, C, LSC-1, NCAA DII All-Region-2  
**Norman Miller**, RB, LSC-1  
**Stephen Norman**, WR, LSC-1  
**Randy Palmer**, TE, Successful Farming Magazine All-America Farm Team-1, NCAA DII All-Region Academic-1, LSC All Academic-1  
**Richard Rose**, OL, NCAA DII All-Region Academic-1, LSC All-Academic-1

## 1996

**David Alsip**, DL, LSC-1  
**Troy Asbell**, LB, LSC-1  
**Bryon Brown**, LB, LSC-2  
**Glenard Burks**, TE, LSC-2  
**Jeremy Burnell**, FB, LSC-2  
**Frank Castro**, PK, LSC-2  
**Reg Durden**, RB, LSC Freshman of the Year, LSC-2  
**Al Harris**, DB, LSC-1  
**Tyrone Marshall**, DB, NCAA DII All-Region-2, LSC-2, Snow Bowl participant  
**Alex Medina**, C, LSC-2  
**Randy Palmer**, TE, LSC All-Academic-1  
**Todd Perkins**, OT, AP Little All-American-1, AFCA All-American-1, NCAA DII All-American-1, Football Gazette All-American-1, NCAA DII All-Region-2, LSC-1, LSC Offensive Lineman of the Year, LSC All-Academic-1, Snow Bowl participant  
**Kevin Thornewell**, P, NCAA DII All-America-3, NCAA DII All-Region-1, LSC-1  
**Joe Bob Warner**, OG, LSC-1

## 1995

**Oktay Basci**, QB, LSC-1  
**Jeremy Burnell**, FB, LSC All-Academic-1  
**John Cortez**, PK, LSC-2  
**Jorge Diaz**, OL, LSC-1  
**Kevin Dogins**, OL, NCAA DII All-America-1, American, Football Quarterly All-America-1, C.M. Frank All-America-1, Snow Bowl participant, DII All-Region-1, LSC-1  
**Chris Hensley**, LB, NCAA DII All-Region-1, LSC-1  
**Richard Jones**, DB, LSC-1, Snow Bowl participant

**Jaime Martinez**, OL, NCAA DII All-American-1, Football Gazette All-American-1, NCAA DII All-Region-1, LSC-1  
**Jermame Mayberry**, OL, AP Little All-American-1, AFCA All-American-1, NCAA DII All-America-1, Football Gazette All-American-1, LSC Offensive Lineman of the Year, NCAA DII All-Region-1, LSC-1, Senior Bowl Participant  
**Todd Perkins**, OL, LSC-2  
**Kevin Thornewell**, P, LSC-2  
**Wesley Whiten**, RB, LSC-2  
**Karl Williams**, WR, LSC-2  
**Larry Young**, RB, LSC-2

## 1994

**Glenard Burks**, TE, LSC-2  
**Tom Crossland**, OL, LSC All-Academic-1  
**Dexter Deese**, RB, LSC-1  
**Kevin Dogins**, OL, NCAA DII All-America-1, C.M. Frank All-America-1, NCAA DII All-Region-1, Football Gazette All-America-2, LSC-1  
**Donovan Gans**, DL, LSC-2  
**Chris Hensley**, LB, Football Gazette National Player of the Week, LSC-1  
**Sean Holcomb**, LB, LSC-1, Snow Bowl participant  
**Richard Jones**, DB, Football Gazette National Player of the Week  
**Tyrone Marshall**, DB, NCAA DII Sports Information All-Region-1, Football Gazette All-America-2, LSC Defensive Back of the Year, LSC-1  
**Jaime Martinez**, OL, Football Gazette All-America-1, NCAA DII All-Region-1, NCAA DII All-America-2, LSC-1  
**Jermame Mayberry**, OL, LSC-1  
**Joe Menchaca**, QB, LSC-2  
**Courtney Palmer**, LB, LSC-1  
**Todd Perkins**, OL, LSC-2  
**Jeff Rodgers**, DL, AFCA All-American-1, NCAA DII All-America-1, Football Gazette All-America-1, C.M. Frank All-America-1, LSC-1, Snow Bowl participant  
**Kevin Thornewell**, P, NCAA DII All-America-2, NCAA DII All-Region-1  
**Wesley Whiten**, RB, LSC-2

## 1993

**Michael Cook**, OL, LSC-1  
**Tom Crossland**, OL, LSC-2  
**Kevin Dogins**, OL, LSC-1, NCAA DII All-Region-1  
**Louis Fite**, RB, LSC-2  
**Johnnie Freeman**, DB, LSC-2  
**Donovan Gans**, LB, Football Gazette National Player of the Week  
**Sean Holcomb**, LB, LSC-1, Football Gazette All-American-3, Snow Bowl participant  
**Rodney Hunter**, LSC-2  
**Jaime Martinez**, OL, LSC-2  
**Todd Perkins**, OL, LSC-2  
**Anthony Phillips**, DB, AP Little All-American-1, AFCA All-American-1, Football Gazette All-American-1, Football Gazette Defensive Player of the Year, C.M. Frank All-American-1, NCAA Division II All-American-1, LSC Defensive Back of the Year, LSC-1, Senior Bowl, NCAA Division II All-Region-1  
**Keith Pittman**, DB, LSC-1, Snow Bowl participant  
**Moke Simon**, DT, C.M. Frank All-American-1, Football Gazette All-American-1, LSC-1, LSC Defensive Lineman of the Year, Snow Bowl participant, NCAA Division II All-American-2, NCAA Division II All-Region-1  
**Larry Young**, RB, LSC Freshman of the Year

## 1992

**Bryant Brinkley**, DB, LSC-1, C.M. Frank All-America-2  
**Derrick Clay**, LB, LSC-2  
**Dexter Deese**, RB, LSC-2  
**Earl Dotson**, OT, AP Little All-American-1, AFCA All-American-1, LSC Lineman of the Year, C.M. Frank All America-1, Football Gazette All-America-1, LSC-1  
**Hunter Goodwin**, TE, LSC-1  
**Sean Holcomb**, DL, LSC-1  
**John Horn**, OG, LSC-1  
**Billy Joe Kelly**, DT, LSC-2  
**Martin Patton**, RB, LSC-1  
**Anthony Phillips**, DB, LSC-2

John Stevens, LB, LSC-1, Football Gazette All-America-2

#### 1991

Bryant Brinkley, DB, LSC-1  
Emmett Corwell, DL, LSC-2  
Paschall Davis, LB, LSC-2  
Earl Dotson, OL, LSC-2  
John Horn, OL, LSC-2  
Brian Nielsen, OL, AP Little All-American-1, AFCA All-American-1, C.M. Frank All-America-1, LSC Lineman of the Year, LSC-1  
Vaughan Penny, DL, LSC-2  
Zarak Peters, DE, LSC-2  
Keith Pittman, DB, LSC-2  
John Stevens, DL, LSC-1  
Charles Thompson, RB, LSC-1

#### 1990

Herbie Anderson, DB, Blue-Grey game participant  
Keithen DeGrate, OG, AP Little All-American-1, AFCA All-American-1, Football Gazette All-America-1, LSC Offensive Lineman of the Year, LSC-1  
Randy Donnell, DB, LSC All-Academic-1, CoSIDA District VI All-Academic-1  
Brian Nielsen, OT, LSC-2  
Barron Preston, DB, LSC-2  
Rodney Serpa, OL, LSC-2

#### 1989

Herbie Anderson, DB, LSC-2  
Johnny Bailey, RB, NCAA DII Player of the Year (Harlon Hill Trophy), Street & Smith Magazine's Exemplary Player of the Year Award, AFCA/Domino's Pizza Coaches' Choice Player of the Year, Football Writers of America All-America-1, AFCA All-American-1, AP Little All-American-1, Football Gazette All America-1, Football Gazette Offensive Player of the Year, Texas Amateur Achiever of the Year (USA Today), Visa Player of the Year, LSC Back of the Year, LSC-1, LSC Offensive Player of the Decade, South Texas Sportsman of the Year, Blue-Grey Classic participant, East-West Shrine Game participant  
Lawrence Batiste, DB, LSC-2  
Kevin Beasley, LB, LSC-2  
Rod Brown, QB, LSC-2  
Keithen DeGrate, OL, LSC-1  
Johnny Eaton, DE, LSC-1  
James King, LB, LSC-1  
Ed LaTouf, C, Football Gazette All-America-1, LSC Offensive Lineman of the Year, LSC Team of the Decade, LSC-1  
Barron Preston, DB, LSC-1  
John Randle, DE, Football Gazette All-America-1, LSC Lineman of the Year, LSC Team of the Decade, LSC-1, King Classic participant  
Jorge Rodriguez, OT, LSC-1  
Kerry Simien, WR, LSC-1, King Classic participant  
Henry Smith, LB, LSC-2

#### 1988

Herbie Anderson, DB, LSC-2  
Johnny Bailey, RB, NCAA DII Player of the Year (Harlon Hill Trophy), AP Little All-American-1, South Texas Sportsman of the Year, AFCA All-American-1, Football Writers of America All-America-1, Football News All America-1, LSC Back of the Year, LSC-1, AFCA/Domino's Pizza Coaches' Choice Award (NCAA DII Player of the Year)  
Kevin Beasley, LB, LSC-2  
Johnny Eaton, DE, LSC-2  
Ed LaTouf, C, LSC-2  
Rod Mounts, OL, AP Little All-American-1, Football News All-America-2, LSC Lineman of the Year, LSC-1  
Barron Preston, DB, LSC-2  
John Randle, DE, AP Little All-American-1, LSC Lineman of the Year, LSC-1  
Jorge Rodriguez, OL, LSC-1  
Heath Sherman, FB, AP Little All-American-3, Football News All-America-1, LSC Offensive Player of the Year, LSC-1  
Kerry Simien, WR, LSC-1

Henry Smith, LB, LSC-2

#### 1987

Mike Adams, DT, LSC-2  
Johnny Bailey, RB, NCAA DII Player of the Year (Harlon Hill Trophy), AP Little All-American-1, Texas Male Amateur Athlete of the Year, South Texas Sportsman of the Year, AFCA All-American-1, Football News All-America-1, LSC Back of the Year, LSC-1  
Ricky Collins, DB, LSC-1, LSC Defensive Back of the Year  
Mike Dyal, TE, LSC-1, AP Little All-American-2  
Johnny Eaton, DE, LSC Freshman of the Year, LSC-2  
Moses Horn, OL, AP Little All-America-1, Football News All-America-1, LSC Lineman of the Year, LSC-1  
Ed LaTouf, C, LSC-1  
Rod Mounts, OT, LSC-2  
Heath Sherman, FB, LSC-1  
Kerry Simien, WR, LSC-1  
Henry Smith, LB, LSC-2  
Rodney Williams, DE, LSC All-Academic-1

#### 1986

Johnny Bailey, RB, AP Little All-American-1, AFCA All-American-1, Football News All-America-1, Football News Freshman Team-1, NCAA DII Player of the Year Runner-up (Harlon Hill Trophy), Texas Amateur Achiever of the Year, Houston Chronicle All-Texas team, LSC Back of the Year, LSC Freshman of the Year, LSC-1  
Ricky Collins, DB, LSC-1  
Mike Dyal, TE, LSC-1  
Moses Horn, OL, AP Little All-America-1, LSC Offensive Lineman of the Year, LSC-1  
Greg McCathern, LB, LSC-2  
Ken Mueller, OT, LSC-1, LSC All-Academic-1  
Danny Munoz, DE, AP Little All-American-3, LSC-1  
Walter Rule, PK, LSC-1  
Heath Sherman, FB, LSC-1, LSC Offensive Back of the Year, AP Little All-American-2

#### 1985

Kevin Beasley, LB, LSC-2  
Ken Blackmon, DT, LSC-1  
Marcus Brown, RB, LSC-2  
James Collins, WR, LSC-2  
Ricky Collins, DB, LSC-1  
Mike Dyal, TE, LSC-2  
Wilmer Green, DT, LSC-2  
James Jefferson, DB, Football News All-America-1, LSC-1, LSC Defensive Back of the Year  
Walter Rule, PK, LSC-1, All-TC-1, AP Little All-American-2  
Heath Sherman, FB, LSC-1, LSC Freshman of the Year, All-TC-1  
Charles Smith, C, AP Little All-America-1, Football News All-America-1, LSC-1  
Robert Soza, LB, LSC All-Academic-1, CoSIDA Academic All-District VI-1, Texas All-Academic-1  
Richard Zepeda, G, LSC-1, All-TC-1

#### 1984

Ken Blackmon, DT, LSC-1  
Mike Dyal, TE, LSC Freshman of the Year  
Neal LaHue, PK, AFCA All-American-1, LSC-1  
Chris Soza, QB, LSC All-Academic-1, CoSIDA District VI All-Academic-1, All-Texas Academic-1  
Richard Zepeda, OL, LSC-1

#### 1983

Greg Hicks, WR, LSC All-Academic-1, CoSIDA District VI All-Academic-1  
Neal LaHue, RB, LSC-2  
Lloyd Lewis, OG, AP Little All-American-1, AFCA All-American-1, LSC-1  
Mark Miller, DT, LSC All-Academic-1  
Chris Soza, QB, LSC All-Academic-1, CoSIDA District VI All-Academic-1

#### 1982

Darrell Green, DB, AP Little All-American-1, AFCA All-American-1, LSC-1, LSC Most Valuable Player

Steve Fuller, WR, LSC-2

Greg Hicks, DB, LSC All-Academic-1  
Mark James, QB, LSC-2  
Neal LaHue, RB/PK, LSC All-Academic-1, LSC-2  
Lloyd Lewis, OG, LSC-1  
Mark Miller, DT, LSC-2  
Tracy Payne, OT, LSC All-Academic-1, LSC-2  
Jimmy Rivera, LB, LSC-2

#### 1981

Darrell Green, DB, LSC-1  
Greg Hicks, WR, LSC All-Academic-1, CoSIDA District VI All-Academic-1  
Mark Miller, DT, LSC All-Academic-1, CoSIDA District VI All-Academic-1  
Durwood Roquemore, DB, NAIA All-American-1, AFCA All-American-2, LSC-1  
Chris Soza, QB, CoSIDA District VI All-Academic-1

#### 1980

Joe Barefield, LB, LSC-1, NAIA All-District-1  
Marcus Bonner, RB, All-Texas Sports-2  
Juan Castillo, DE, LSC-1, NAIA All-District-1  
Randy Cretors, QB, LSC All-Academic-1  
Durwood Roquemore, DB, NAIA All-American-1, LSC-1, All-Texas Sports-1, NAIA All-District-1  
Leroy Seidel, DT, All-Texas Sports-1  
Emmuel Thompson, DB, LSC-2  
Don Washington, DB, LSC-1, AFCA All-American-1, NAIA All-District-1, All-Texas Sports-1, All-TC-1

#### 1979

Marcus Bonner, RB, LSC-2  
Andy Hawkins, LB, AP Little All-American-1, NAIA All-American-1, AFCA All-American-1, LSC Lineman of the Year, LSC-1, NAIA All-District-1, Most Valuable Defensive Player in NAIA semifinal game, LSC All-Academic-1, Most Valuable Defensive Player in NAIA quarterfinal game  
Martin Stroman, QB, LSC-2, Most Valuable Offensive Player in NAIA championship game  
John Herrera, WR, LSC-1, NAIA All-District-1, Most Valuable Offensive Player in NAIA quarterfinal game  
Robert Poole, RB, LSC-1, NAIA All-District-1  
Leroy Seidel, DT, Most Valuable Defensive Player in NAIA quarterfinal game  
Emmuel Thompson, DB, LSC-1, NAIA All-District-1, Most Valuable Player in NAIA championship game.  
Don Washington, DB, LSC-2  
Jafus White, DB, NAIA All-American-1, Mizlou Network All-America-1, LSC-1, NAIA All-District-1  
Eldon Willie, OL, LSC-1, NAIA All -District-1

#### 1978

Mark Dizdar, LSC All-Academic-1  
Randy Friedrich, DT, LSC-1, NAIA All-District-1  
Billy John, OL, AP Little All-American-1, LSC-1, NAIA All-District-1  
Martin Stroman, QB, LSC-2  
Bryan Sweeney, WR, LSC-1, NAIA All-District-1  
Raymond Waddy, DB, LSC-1, NAIA All-District-1  
Jafus White, RB, LSC-1, NAIA All-District-1  
Wade Whitmer, DE, Academic All-America-1, LSC All-Academic-1  
Ken Wright, OL, LSC-2

#### 1977

Johnny Barefield, DE, AFCA All-American-1, AP Little All-American-1, NAIA All-American-2, LSC-1, NAIA All-District-1  
Randy Brooks, DB, LSC-2  
Larry Collins, RB, AP Little All-American-1, NAIA All-American-1, Mizlou All-America-1, LSC-1, LSC Back of the Year, Sporting News All-America-HM, NAIA All-District-1, Senior Bowl participant  
Mark Dizdar, G, LSC-Academic-HM  
Stuart Dornburg, C, LSC-HM  
Steve Fefer, DT, LSC-1, NAIA All-District-1  
Clem Franks, TE, LSC-1, NAIA All-District-1

**Randy Friedrich**, T, LSC-HM  
**Doug Greene**, DB, AP Little All-American-2, NAIA All-American-HM, LSC-1, NAIA All-District-1  
**Mike Hawkins**, DE, LSC-1, NAIA All-District-1  
**Joe Henke**, LB, Academic All-America-1, LSC All-Academic-1, LSC-HM  
**Billy John**, OL, LSC-1, NAIA All-District-1  
**David Palmore**, LB, LSC-1, NAIA All-District-1  
**Parker Peebles**, LB, LSC All-Academic-HM  
**Glenn Starks**, WR, NAIA All-America-1, LSC-1, LSC Lineman of the Year, NAIA All-District-1  
**Bryan Sweeney**, WR, LSC-HM  
**Wade Whitmer**, G, NAIA A.O. Duer Award, Academic All-America-1, LSC All-Academic-1  
**Jerry Wilbanks**, WR, LSC All-Academic-HM

**1976**

**Leonard Avery**, DB, LSC-1, NAIA All-District-1  
**Johnny Barefield**, DL, LSC-1, AP Little All-American-2, NAIA All-District-1  
**Randy Brooks**, DB, LSC-2  
**Larry Collins**, RB, LSC-1, NAIA All-District-1, NAIA All-American-2, AP Little All-American-3, Most Valuable

Back in NAIA national championship game  
**George Franklin**, RB, East-West Shrine Game participant, LSC-2  
**Clem Franks**, TE, LSC-1, NAIA All-District-1  
**Doug Greene**, DB, LSC-2  
**Larry Grunewald**, LB, AP Little All-American-1, LSC-1, Lineman of the Year, Most Valuable Player in NAIA championship game, NAIA All-District-1  
**Mike Hawkins**, DE, LSC-2  
**Joe Henke**, LB, LSC All-Academic-1, Academic All-America-2, LSC-HM  
**Larry McFarland**, OL, LSC-2, AP Little All-American-2, NAIA All-American-2, NAIA All-District-1  
**David Palmore**, LB, LSC-2  
**Paul Rich**, G, LSC-1, NAIA All-District-1, NAIA All-America-HM  
**Richard Ritchie**, QB, AP Little All-American-1, NAIA All-American-1, NAIA Player of the Year, NAIA All-District-1, Most Valuable Back in NAIA semis, LSC-1, Academic All America-2, LSC All-Academic-1  
**Larry Seidel**, DT, LSC-1, NAIA All-District-1, Most Valuable Lineman in NAIA semifinal playoff game  
**Glenn Starks**, WR, NAIA All-America-1, NAIA All-

District-1, LSC-1  
**Wade Whitmer**, DT, Academic All-America-1, LSC All-Academic-1

**1975**

**Leonard Avery**, DB, LSC-1, NAIA All-District-1  
**Johnny Barefield**, LB, LSC-1, NAIA All-District-1, Most Valuable lineman in NAIA semifinal game  
**Larry Collins**, RB, NAIA All-American-2, LSC-1, NAIA All-District-1, Most Valuable Back in NAIA title game  
**Stuart Dornburg**, C, LSC All-Academic-HM  
**Ray Evans**, LSC-1, NAIA All-District-1, LSC All-Academic-1  
**Larry Grady**, DB, LSC-1, NAIA All-District-1  
**Larry Grunewald**, LB, LSC-2  
**Larry Harvey**, DB, LSC-2, LSC All-Academic-1  
**Mike Hawkins**, DE, LSC-HM  
**Howard Henderson**, DL, LSC-1, NAIA All-District-1, Most Valuable lineman in NAIA championship game  
**Joe Herzik**, FB, LSC All-Academic-HM  
**David Hill**, TE, AP Little All-American-1, NAIA All-American-1, AFCA All-American-1, LSC-1, NAIA All-District-1, East-West Shrine Game participant, American Bowl Game participant, Japan All-Star Game participant, College All-Star Game participant  
**Johnny Martinez**, OL, LSC-1, NAIA All-District-1  
**Larry McFarland**, OL, LSC-1, NAIA All-District-1  
**David Palmore**, LB, LSC-2  
**Paul Rich**, OL, LSC-1, NAIA All-District-1, NAIA All-American-2  
**Richard Ritchie**, QB, LSC-1, NAIA All-District-1, LSC Back of the Year, NAIA All-American-2, LSC All-Academic-1, Most Valuable Back in NAIA semifinal game  
**Larry Seidel**, DT, LSC-2  
**Glenn Starks**, WR, LSC-2  
**Dan St. Leger**, OL, NAIA All-American-1, LSC-1, NAIA All-District-1, LSC All-Academic-1, Academic All-America-2

**1974**

**Leonard Avery**, DB, LSC-1, NAIA All-District-1  
**Charles Bishop**, OL, LSC-1, NAIA All-District-1, LSC All-Academic-1  
**Larry Collins**, RB, LSC Freshman of the Year, NAIA District Freshman of the Year, Sports Illustrated Award of Merit, NAIA National Player of the Week, LSC-2  
**Stuart Dornburg**, LB, LSC All-Academic-HM  
**Ray Evans**, LB, LSC-1, NAIA All-District-1  
**Don Hardeman**, FB, NAIA All-American-1, AFCA All-American-1, Time Magazine All-America-1, NAIA All-District-1, LSC-1, LSC Back of the Year, NAIA National Player of the Week, Sports Illustrated Award of Merit, AP Little All-American-2, Most Valuable Back in NAIA championship game, Senior Bowl participant  
**Larry Harvey**, DB, LSC All-Academic-1  
**Mike Hawkins**, DE, Most Valuable Lineman in NAIA championship game  
**Howard Henderson**, DT, LSC-2  
**Joe Herzik**, FB, LSC All-Academic-HM  
**David Hill**, TE, NAIA All-American-1, NAIA All-District-1, LSC-1, LSC All-Academic-1, LSC Lineman of the Year  
**Jerry Janik**, LB, NAIA All-American-1, AP Little All-American-2, NAIA All-District-1, LSC-1, LSC Lineman of the Year, LSC All-Academic-1  
**Johnny Martinez**, OL, LSC-1, NAIA All-District-1, AP Little All-American-3  
**Larry McFarland**, T, LSC-1, NAIA All-District-1, AP Little All-American-3, NAIA All-American-HM  
**Greg Osborne**, DB, LSC All-Academic-HM  
**David Palmore**, LB, Most Valuable Lineman in NAIA semifinal game  
**Richard Ritchie**, QB, LSC-1, LSC All-Academic-1, NAIA All-District-1, MVP in NAIA semifinal game  
**Dan St. Leger**, OL, LSC-1, NAIA All-District-1

**1973**

**Clarence Alberts**, RB, LSC-HM  
**Richard Chapman**, G, LSC-HM, LSC All-Academic-HM  
**Don Hardeman**, LB, Universal All-American-2, LSC-



*European Trip 1976  
 First College Football on the Continent*

**Larry Harvey**, DB, LSC All-Academic-HM  
**David Hill**, TE, LSC-2  
**Ruford Huff**, FB, LSC-2  
**Johnny Jackson**, DE, Academic All-American-1, LSC All-Academic-1, LSC-HM  
**Bruce Owens**, OT, LSC-HM  
**Danny Vasquez**, DB, LSC All-Academic-HM  
**Mike Wendel**, QB/P, LSC-1, NAIA All-American-HM

## 1972

**Floyd Goodwin**, OL, LSC-1, Academic All-American-1, LSC All-Academic-1, NAIA All-District-1  
**Johnny Jackson**, DE, LSC All-Academic-1, Academic All-American-1  
**Levi Johnson**, DB, Gridiron Magazine All-American-1, All-Texas College-1, All-American Bowl game participant  
**Allen Kaiser**, LB, LSC-2, LSC All-Academic-1  
**Ernest Price**, DE, AFCA All-American-1, All-Texas College-1, Universal Sports All-American-1, Senior Bowl game participant, College All-Star game participant  
**Al Villalobos**, PK, LSC-2  
**Mike Wendel**, QB, LSC-2

## 1971

**Floyd Goodwin**, OL, All-Texas College-1, Academic All-American-2  
**Levi Johnson**, DB, AP Little All-American-1, NAIA All-American-1, LSC-1, All-Texas College-1, NAIA All-District-1, AFCA All-American-2  
**Claude McMillon**, DL, LSC-1, All-Texas College-1, NAIA All-District-1  
**Curtis Neal**, DT, All-Texas College-1  
**Ernest Price**, DT, LSC-1, All-Texas College-1, NAIA All-District-1  
**Eldridge Small**, WR, AP Little All-American-1, AFCA All-American-1, LSC-1, All-Texas College-1, NAIA All-District-1, NAIA All-American-2, Senior Bowl participant  
**Jerrald Taylor**, WR, All-Texas College-1, Outstanding Freshman Player on All-TC team

## 1970

**Jim Brown**, OL, LSC-1, AP Little All-American-HM  
**Karl Douglas**, QB, NAIA All-American-1, LSC-1, Houston All-College-1, Most Valuable Back in NAIA championship game, AP Little All-American-HM  
**Margarito Guerrero**, DL, NAIA All-American-1, AP Little All-American-1, All-Texas College-1, LSC-1  
**Dwight Harrison**, WR, AFCA All-American-1, All-Texas College-1, LSC-1, AP Little All-American-HM, NAIA All-American-HM  
**Allen Kaiser**, LB, LSC-2, AP Little All-American-HM  
**Claude McMillon**, DL, LSC-1, All-Texas College-1, LSC Defensive Player of the Year, AP Little All-American-HM  
**Curtis Neal**, DT, LSC-1, AP Little All-American-HM  
**Ernest Price**, DT, LSC-2, Most Valuable Lineman in NAIA semifinal game  
**Eldridge Small**, WR, LSC-1, All-Texas College-1, Houston All-College-1, AP Little All-American-HM  
**Guile Vela**, RB, LSC-HM  
**Robert Young**, LB, NAIA All-American-1, AP Little All-American-2, All-Texas College-1, LSC-1, Houston All-College-1, Most Valuable Lineman in NAIA championship game

## 1969

**Phelan Allee**, FB, LSC-HM  
**Andy Browder**, OL, AP Little All-American-HM, LSC-1  
**Thomas Domel**, OL, All-Texas College-1, LSC-2, AP Little All-American-HM  
**Karl Douglas**, QB, LSC-2, NAIA All-American-HM, Most Valuable Back in NAIA championship game  
**Ronald Fielding**, OL, LSC-1, NAIA All-District-1, AP Little All-American-HM  
**Henry Glenn**, RB, LSC-2  
**Margarito Guerrero**, DL, LSC-1, All-Texas College-1, NAIA All-District-1, AP Little All-American-2, NAIA All-American-HM, Most Valuable Lineman in NAIA semifinal game  
**Dwight Harrison**, WR, LSC-2

**Alvin Matthews**, DB, NAIA All-American-1, LSC-1, AP Little All-American-2, College All-Star Game participant  
**James Respondek**, TE, LSC-1, Most Valuable Lineman in NAIA championship game  
**Ed Scott**, DB, LSC-1, NAIA All-District-1, AP Little All-American-HM, NAIA All-American-HM  
**Eldridge Small**, WR, LSC-2, AP Little All-American-HM  
**Mike Williamson**, FB, LSC-HM  
**Robert Young**, LB, LSC-1, NAIA All-District-1, AP Little All-American-3, NAIA All-American-HM, LSC Lineman of the Year

## 1968

**Karl Douglas**, QB, LSC-1, NAIA All-American-HM  
**Ronald Fielding**, OL, LSC-1  
**Henry Glenn**, RB, outstanding freshman back in Texas colleges  
**Dwight Harrison**, WR, LSC-1, All-Texas College-1, AP Little All-American-HM, NAIA All-American-HM  
**Ray Hickl**, DT, AFCA All-American-1, LSC-1, All-Texas College-1, NAIA All-American-HM, AP Little All-American-HM  
**Quinton Holtz**, OL, LSC-1  
**Dwayne Nix**, TE, AP Little All-American-1, LSC-2, All-Texas College-HM  
**Bill Pettijohn**, OL, LSC-1  
**Larry Pullin**, DB, LSC-1, All-Texas College-1  
**Butch Riley**, LB, LSC-1, All-Texas College-1, NAIA All-American-2, AP Little All-American-HM  
**Ed Scott**, DB, LSC-1

## 1967

**Jerry Hajovsky**, DL, LSC-2  
**Dwight Harrison**, E, LSC-2  
**Ray Hickl**, DE, AP Little All-American-HM  
**James Hill**, DB, LSC-1, Senior Bowl participant  
**Quinton Holtz**, DT, LSC-2  
**Dwayne Nix**, TE, AP Little All-American-1, LSC-1, All-Texas College-1  
**Larry Pullin**, DB, LSC-1, All-Texas College-1  
**Butch Riley**, LB, LSC-1  
**Carlos Saldana**, DL, LSC-1  
**Ed Scott**, DB, LSC-HM

## 1966

**Jerry Hajovsky**, DT, LSC-HM  
**James Hill**, DB, LSC-2  
**Tony Langeld**, LB, LSC-HM  
**Dwayne Nix**, TE, AP Little All-American-1, LSC-1, All-Texas College-1  
**Terry Oglesby**, QB, LSC-2, All-Texas College-1  
**Carlos Saldana**, DL, LSC-2  
**Gene Upshaw**, T, LSC-1, AP Little All-American-HM, Senior Bowl participant, Coaches' All-American Bowl participant, College All-Star game participant

## 1965

**James Brown**, HB, LSC-HM, NAIA All-American-HM  
**Randy Johnson**, QB, AP Little All-American-1, NAIA All-American-2, LSC-2  
**Wilbur McDonald**, E, LSC-1, NAIA All-American-HM, AP Little All-American-HM  
**Milton Kellner**, OT, LSC-1  
**L.J. Rolf**, HB, LSC-HM  
**Carl Smith**, G, LSC-1  
**Raul Trevino**, G, NAIA All-American-HM  
**Weldon Wilson**, LB, LSC-1

## 1964

**John Bugg**, G, LSC-2  
**Mike Ellis**, E, LSC-1  
**James Hill**, HB, LSC-1, All-Texas College-HM  
**Randy Johnson**, QB, LSC-1, Most Valuable Player in LSC, All-Texas College-1, AP Little All-American-2  
**Kenneth Perkins**, DT, LSC-1  
**James Rode**, E, LSC-1, All-Texas College-HM  
**L.J. Rolf**, HB, LSC-HM  
**Carl Smith**, G, LSC-2  
**Weldon Wilson**, LB, LSC-2

## 1963

**Sid Blanks**, RB, AP Little All-American-1, LSC-1, LSC-2  
**James Brown**, RB, LSC-2  
**Armando Nino**, G, LSC-1  
**James Rode**, LB, LSC-1  
**Ted Unbehagen**, E, LSC-2

## 1962

**Sid Blanks**, RB, LSC-1, All-Texas College-2, AP Little All-American-HM  
**Barry Copenhaver**, Williamson All-American-HM, LSC-HM  
**Doug Harvey**, OL, AP Little All-American-1, LSC-1, All-Texas College-1  
**Tommy Janik**, P-DB, AP Little All-American-2, AP Little All-American-HM, LSC-1, All-Texas College-1, Challenge Bowl Participant  
**Kenneth Jones**, LSC-1  
**Butch Pressley**, RB, LSC-1, All-Texas College-1, Williamson All-American-HM, Challenge Bowl Participant  
**Jesse Villesca**, LSC-HM  
**Charles Williams**, All-Texas College-1, LSC-1

## 1961

**Sid Blanks**, RB, LSC-1, AP Little All-American-2  
**Dickie Carpenter**, E, LSC-2  
**Doug Harvey**, C, LSC-2, AP Little All-American-HM  
**Jarrell Hayes**, QB, LSC-1, AP Little All-American-HM  
**Mauricio Leal**, HB, LSC-2  
**Leroy Schulmeier**, T, LSC-2

## 1960

**Sid Blanks**, HB, LSC-1, AP Little All-American-HM  
**Barry Copenhaver**, LSC-HM  
**Willie Crafts**, T, AP Little All-American-1, LSC-1  
**James Franz**, C, LSC-1  
**Jarrell Hayes**, QB, LSC-1  
**Harold Hees**, HB, LSC-1, All-Texas College-1, AP Little All-American-HM  
**Tommy Janik**, P, LSC-1  
**Harold King**, LSC-2  
**Jesse Longhofer**, G, LSC-HM  
**Butch Pressley**, FB, LSC-1, All-Texas College-1

## 1959

**Barry Copenhaver**, LSC-2  
**James Franz**, LSC-1  
**Lupe Jaimes**, TE, LSC-2  
**Kenneth Kachtik**, FB, All-Texas College-HM  
**Gerald Lambert**, DL, AP Little All-American-1, NAIA All-American-1, All-Texas College-1, LSC-1, Most Valuable Lineman in NAIA championship game  
**Jesse Longhofer**, G, LSC-HM  
**Butch Pressley**, FB, All-Texas College-1, LSC-2, Most Valuable Player in NAIA championship game

## 1958

**James Graeber**, LSC-1  
**Gerald Lambert**, DL, LSC-1  
**Charles Massey**, LSC-2, AP Little All-American-HM

## 1957

**Harold Holden**, HB, LSC-HM  
**Joe Howell**, G, LSC-2  
**Cal Hutzler**, HB, LSC-HM  
**W.J. Stokley**, T, LSC-2

## 1956

**Harold Holden**, HB, LSC-2  
**Cal Hutzler**, HB, LSC-1, AP Little All-American-HM  
**Johnny McCampbell**, E, LSC-1  
**John Ormand**, QB, LSC-HM  
**Bill Phippen**, G, LSC-1, All-Texas College-1  
**Hall Whitley**, T, AP Little All-American-2, LSC-1, All-Texas College-1

## 1955

**Steve Curry**, FB, LSC-2  
**Cal Hutzler**, HB, LSC-2  
**Johnny McCampbell**, E, LSC-2  
**Merle Muckleroy**, G, Helms Foundation All-American-1  
**Bill Phippen**, G, LSC-1, All-Texas College-1

Hall Whitley, T, LSC-2

**1954**

Steve Curry, FB, LSC-1, AP Little All-American-HM  
Johnny McCampbell, E, LSC-2  
Bill Phippen, G, LSC-HM, AP Little All-American-HM

**1953**

Jim Martin, Texas Conference-1  
William Putnam, Texas Conference-2  
Alton Sanders, FB, Texas Conference-HM  
Bob Smith, Texas Conference-HM  
Norman Smith, Texas Conference-HM

**1952**

George Edwards, Texas Conference-1  
Bob Holloway, Texas Conference-1  
Reggie West, FB, Texas Conference-1, AP Little All-American-HM

**1951**

Roland Beckworth, Texas Conference-HM  
A.J. Boese, Texas Conference-1  
Truman Donahoo, Texas Conference-1  
Jack Fink, Texas Conference-HM  
Bob Holloway, Texas Conference-1  
Gene Rogers, Texas Conference-HM  
Bill Smalling, Texas Conference-HM  
Jack Sportsman, Texas Conference-1, AP Little All-American-HM  
Earl Turner, Texas Conference-1  
Reggie West, FB, Texas Conference-HM

**1950**

A.J. Boese, HB, Texas Conference-1  
Harold Menke, FB, AP Little All-American-HM  
Jim Martin, T, Texas Conference-1  
Stewart Norton, T, Texas Conference-1  
Alton Sanders, RB, Texas Conference-1  
Frank Schneider, G, Texas Conference-1  
Kenneth Scholz, RB, Texas Conference-1, AP Little All-American-HM

**1949**

Edwin Barrow, G, Texas Conference-1  
Trenton Fowler, HB, Texas Conference-HM  
Gene Greene, HB, Texas Conference-1  
Harold Menke, HB, Texas Conference-2  
Melvin Moody, E, Texas Conference-HM  
Dan Purcell, C, Texas Conference-2  
Frank Schneider, Texas Conference-HM

**1948**

none

**1947**

Norman Brown, AP Little All-American-HM

**1946**

Jack Schulze, AP Little All-American-HM

**1942-45**

No football during World War II

**1941**

Dick Brannon, T, Alamo Conference-2  
Stuart Clarkson, C, AP Little All-American-1, Collyers All-American-1, NEA All-American-3, Alamo Conference-1  
Alfred Dowgillio, T, Alamo Conference-HM  
Cecil Evans, T, Alamo Conference-2  
Tuger Hall, QB, Alamo Conference-HM  
Russ Jensen, E, Alamo Conference-1  
Robert Jones, G, Alamo Conference-HM  
Arthur Lang, E, Alamo Conference-1  
Roscoe Maris, G, Alamo Conference-HM  
Francis Mattingly, FB, Alamo Conference-HM  
Jack Rucker, HB, Alamo Conference-2  
Gil Steinke, HB, Alamo Conference-2  
Maurice Taylor, E, Alamo Conference-2  
Johnny Vargo, QB, Alamo Conference-1

**1940**

Warren Arnold, E, AP Little All-American-HM  
Dick Brannon, T, Alamo Conference-2  
Stuart Clarkson, C, AP Little All-American-1, Alamo Conference-1  
Cecil Evans, T, Alamo Conference-2  
J.P. Hilliard, HB, Alamo Conference-2, AP Little All-American-HM  
Russ Jensen, Alamo Conference-1, AP Little All-American-HM  
Art Lang, E, Alamo Conference-1  
Francis Mattingly, FB, AP Little All-American-HM  
Dick Reese, AP Little All-American-HM  
Jack Rucker, FB, Alamo Conference-2  
Gilbert Steinke, HB, Alamo Conference-2  
Maurice Taylor, E, Alamo Conference-2  
Johnny Vargo, QB, Alamo Conference-1

**1939**

Warren Arnold, E, Alamo Conference-2  
Stuart Clarkson, C, Alamo Conference-1  
Bufurd Dugger, FB, Alamo Conference-HM  
Kenneth Grimes, QB, Alamo Conference-1  
L.V. Hightower, E, Alamo Conference-2  
Robert Jones, G, Alamo Conference-2  
Francis Mattingly, FB, Alamo Conference-1  
Morris Reese, G, Alamo Conference-1  
Gilbert Steinke, HB, Alamo Conference-HM  
Everett Stephens, T, Alamo Conference-1

**1938**

Martin Ahrens, E, Alamo Conference-1  
Joe Anthis, G, Alamo Conference-2  
Stuart Clarkson, C, Alamo Conference-2  
Charles Foerster, G, Alamo Conference-HM  
Wallace Franks, C Alamo Conference-HM  
Leroy Fry, HB, AP Little All-American-HM, Wigman All-America-1, Alamo Conference-1  
Dub Galiga, E, Alamo Conference-HM  
Kenneth Grimes, HB, Alamo Conference-2  
Earl Harris, G, Alamo Conference-1  
Don Hightower, HB, Alamo Conference-1, AP Little

All-American-HM

L.V. Hightower, E, Alamo Conference-2  
Francis Mattingly, FB, Alamo Conference-1  
John Mumme, T, Alamo Conference-1  
Woodrow Petty, HB, Alamo Conference-HM  
Morris Reese, G, Alamo Conference-HM  
B.W. Tewes, T, Alamo Conference-HM

**1937**

Don Hightower, HB, Alamo Conference-1  
L.V. Hightower, E, Alamo Conference-1  
Clarence Jarvis, FB, Alamo Conference-1  
Fred McIntire, C, Alamo Conference-1

**1936**

Adrian Carson, G, Alamo Conference-1  
Don Hightower, HB, Alamo Conference-1  
Luther Rader, T, Alamo Conference-1  
Dorse Richards, E, Alamo Conference-1

**1933-35**

No records

**1932**

John Mark Dixon, E, TIAA-1

**1931**

Lawrence Allen, C, TIAA-1  
Albert Cox, HB, TIAA-1  
Vernon Couch, FB, TIAA-2  
W.L. Harbin, HB, TIAA-1  
Martin Hodgkiss, T, TIAA-1  
Eggleston Ramee, G, TIAA-2  
Robert Rich, E, TIAA-1  
M.A. Smith, G, TIAA-1  
Harmon Teel, E, TIAA-2

**1930**

J. Mil Audl, E, TIAA-HM  
Gordon Cabaniss, G, TIAA-1  
Albert Cox, TIAA-1  
W.L. Harbin, HB, TIAA-HM




*Butch Pressley*

# ALL-TIMES JAVELINA CAPTAINS

1930 - Lawrence Allen, Gordon Cabaniss  
1931 - Albert Cox, W.L. Harbin  
1932 - Albert Cox, W.L. Harbin  
1933 - Martin Hodgkiss, Basil Philiber  
1934 - John Mark Dixon, Charles Holden  
1935 - Richmond Massey, Jack Schuepbach  
1936 - Adrian Carson, Elton Ford  
1937 - Clarence Jarvis, Fred McIntyre  
1938 - Kenneth Grimes, Don Hightower  
1939 - Kenneth Grimes  
1940 - Warren Arnold, Stuart Clarkson  
1941 - Maurice Taylor, Johnny Vargo  
1942-45 - No teams  
1946 - J.W. Helms, Bob Stevens  
1947 - Norman Brown, Bob Leary  
1948 - Ivan Snowden, Carl Spoonemore  
1949 - Game captains  
1950 - Stewart Bauer, Kenneth Scholz  
1951 - A.J. Boese, Earl Turner  
1952 - Bob Holloway, Jack Sportsman  
1953 - Jim Martin, William Putnam  
1954 - Sid Douthit, William Putnam  
1955 - Steve Curry, Johnny McCampbell  
1956 - Hubert Dixon, Hall Whitley  
1957 - Harold Holden, Joe Howell  
1958 - James Graber, Gerald Lambert  
1959 - Kenneth Kachtik, Gerald Lambert  
1960 - John Beseda, Jesse Longhofer  
1961 - Dickie Carpenter, Jarrell Hayes, Charles Williams  
1962 - Barry Copenhagen, Doug Harvey  
1963 - Sid Blanks, Ted Unbenhagen  
1964 - Mike Ellis, Jim Rode  
1965 - Randy Johnson, Gerald Pargmann, L.J. Rolf  
1966 - Dennis Nietenhoefer, Freddie Teer  
1967 - Jerry Gates, James Hill, Glenn McDonald  
1968 - Dwayne Nix, Carlos Saldana  
1969 - Leroy Deanda, James Respondek, Gene Walkoviak  
1970 - Jim Brown, Karl Douglas  
1971 - Floyd Goodwin, Allen Kaiser, Claude McMillon, Curtis Neal, Eldridge Small  
1972 - Floyd Goodwin, Levi Johnson, Allen Kaiser  
1973 - Game captains

1974 - Charles Bishop, Ray Evans, David Hill  
1975 - Ray Evans, David Hill  
1976 - Leonard Avery, Larry McFarland, Richard Ritchie  
1977 - Mike Hawkins, Joe Henke, Glenn Starks  
1978 - Mark Dizdar, Elvis Hartsfield, Billy John  
1979 - Randy Friedrich, Andy Hawkins, Mike Sheffield, Martin Stroman  
1980 - Leroy Seidel, Don Washington  
1981 - Marcus Bonner, Royce Nitchmann, Durwood Roquemore  
1982 - Darrell Green, Mark James, Tracy Payne, Justin Price  
1983 - Loyd Lewis, Mark Miller  
1984 - Bill Jones, Steven Mayberry, Mark Smith, Greg Wright  
1985 - Ken Blackmon, Richard Zepeda  
1986 - Darcy Davis, David Malesky, Greg McCathern, Ken Mueller  
1987 - Darcy Davis, Moses Horn  
1988 - James Guidry, Heath Sherman  
1989 - Johnny Bailey, Ed LaTouf, Henry Smith  
1990 - Keithen DeGrate, Barron Preston, Audie Williams  
1991 - Paschall Davis, Brian Nielsen, Charles Thompson  
1992 - Game captains  
1993 - Sean Holcomb, Charles Miles  
1994 - Sean Holcomb, Joe Menchaca  
1995 - Kevin Dogins, Chris Hensley  
1996 - Tyrone Marshall, Todd Perkins, Kyle Williams  
1997 - Troy Asbell, Oktay Basci, Torrie Edwards, Chris Hensley  
1998 - Randy Palmer, Lane Tobola  
1999 - Robert Garza, Ishmael Muhammad, Mike Salinas, Cephus Scott  
2000 - Robert Garza, Jonathan Heyward, Kiah Johnson  
2001 - Les Brown, Abel Gonzalez, Kiah Johnson, Kevin Palmer  
2002 - Abel Gonzalez, Mike Clay, Davylyn Nelson  
2003 - Ken Benoit, Kevin Palmer, Larry Williams  
2004 - Deandrae Fillmore, Daniel Taylor, Curtis Tyler, Larry Williams  
2005 - Deandrae Fillmore, Richard Hammond, Errick Lewis, Wilbert Martin  
2006 - Blair Anderson, John Cook, Mike Martinez, Steve Yaden  
2007 - Clayton Cretors, Jimmy Lugo, Mike Martinez, Raymorris Miller, Jeff Terry, Markeith Wesley  
2008 - Jimmy Lugo, Mike Martinez, Jareko Taylor, Markeith Wesley  
2009 - Billy Garza, Jeff Edwards, Jimmy Saddler-McQueen, Markeith Wesley  
2010 - Tim Byerly, Delra Glover, Ryan Lincoln, Nate Poppell  
2011 - Sherman Batiste, Nate Poppell, Marcus Sanders, Johnny Tivao  
2012 - Sherman Batiste, Zane Brown, Nate Poppell, Derek Tesch





- A -

Kenneth Adamek, 1977-78  
Cyrus Adams, 1946  
Howard Adams, 1947  
John Adams, 1935  
Mike Adams, 1986-88  
Wayne Adams, 1957-59  
Maurice Addison, 1982  
Mike Adkins, 1991  
Gary Aguayo, 1978-79, 81  
Jeremy Aguilar, 2011-12  
Mike Aguilar, 2006  
Marvin Ahrens, 1937-38  
Clarence Alberts, 1970-73  
Jesse Aldrich, 2004  
Sam Aldrich, 1971-72  
Quenard Alexander, 1992, 95  
Kent Allee, 1974-75  
Phelan Allee, 1967-69  
Frank Allen, 1931  
LaFrank Allen, 2005-06  
Gary Allen, 1976-78  
Gerald Allen, 1979-81  
Lawrence Allen, 1929-32  
Zock Allen, 1989-90  
Gilbert Almanza, 2006-07  
David Alsip, 1996-97  
Leotis Altizer, 1925  
Brandon Amato, 2000  
Marvin Amadi, 2005-06  
Lamar Amos, 1999-00  
Blair Anderson, 2003-06  
Herbie Anderson, 1987-90  
Derrick Anglin, 2003  
Joe Anthis, 1938  
Dustin Appling, 2008-11  
Leon Armstrong, 1953  
Robert Armstrong, 2010-12  
Warren Arnold, 1938-41  
Melbourne Arthur, 1927  
Troy Asbell, 1996-97  
J.M. Auld, 1928-30  
Bruce Austin, 1964-65  
George Avery, 1926  
Leonard Avery, 1974-76

- B -

Johnny Bailey, 1986-89  
Frank Bain, 1963  
Julian Baird, 1927-28  
Cliff Baker, 2011  
Clarence Ball, 1968  
Richard Ball, 1999  
Byron Ballew, 1983  
Bernard Bancroft, 1969, 71  
Sean Banks, 1986-87, 89  
Tressor Baptiste, 2010  
Joe Barefield, 1979-81  
Johnny Barefield, 1974-77  
Allen Barnes, 1932-34  
Derek Barnes, 1998-00  
Jamar Barnes, 2005  
Edwin Barrow, 1948-49  
Billy Bartosh, 1990-93  
Oktay Basci, 1995-97  
Anthony Bates, 2004-07  
Lawrence Batiste, 1987-90  
Sherman Batiste, 2009-12  
Stewart Bauer, 1947-50  
Cory Baumann, 2008, 10-11  
Wes Bautovich, 1998  
Randy Beakley, 1970  
Melvin Bear, 1940-41  
Ryan Beard, 2003-05  
Kevin Beasley, 1985, 87-89  
Jack Bechta, 1982-83  
Roland Beckworth, 1950-52  
Kent Bednarski, 1982-84  
Terrence Bell, 1995-96  
Chivas Belton, 2012  
John Bendele, 1965  
Roderick Benman, 1970-11  
Terrance Bennett, 1997-98  
Kenny Benoit, 2000-03  
John Beseda, 1965  
Herbert Best, 1958

Carl Bibbs, 1972-73  
Thermon Biggers, 2006-07, 09  
Clint Bingham, 2004-05  
Charles Bishop, 1972-74  
William Bishop, 2000  
James Black, 1946-47  
Alfred Blackmon, 1984  
Ken Blackmon, 1984-85  
Terry Blackmon, 1988-89  
Terrance Blain, 1999  
Sid Blanks, 1960-63  
Rayford Bloom, 1990-91  
A.J. Boese 1950-51  
Robert Boles, 1950  
John Bonner, 1984-85  
Marcus Bonner, 1979-81  
Sam Boothly, 2012  
Redford Borel, 1998-01  
Curtis Bowers, 1972-73  
C.L. Bowman, 1990  
Bret Boyd, 1981-82  
Jason Bradford, 2005-06  
Michael Bragg, 2003-04  
Xavier Brandon, 1993-95  
Bob Brandt, 1950-52, 54  
Dick Brannon, 1939-40  
Dean Brantley, 2010, 2012  
Chaim Breaux, 2005  
Darrell Brett, 1954  
Myron Brew, 2008, 10  
Doug Brice, 1974  
S.T. Bridges, 1954  
Bryant Brinkley, 1991-92  
Christian Brom, 2007-10  
Jan Brook, 1992  
Randy Brooks, 1975-77  
Rowland Brooks, 1973-74  
Adrian Brooks, 2007  
Andy Browder, 1968-70  
Bryon Brown, 1994-96  
Eddie Brown, 2001  
Gary Brown, 1995  
James Brown, 1963-65  
Jim Brown, 1968-70  
LeAndre Brown, 1999-01  
Les Brown, 1996, 98, 01  
Marcus Brown, 1984-85  
Norman Brown, 1947  
Rod Brown, 1988-89  
Roosevelt Brown, 1999-00  
Zane Brown, 2011-12  
Wayne Brusenhan, 1952  
Avery Bryant, 1997-98  
Brent Bryson, 1989  
Aaron Buckley, 2009-10  
John Bugg, 1964-65  
Bobby Bunty, 1990  
Robert Burke, 1991  
Glenard Burks, 1994, 96  
Jeremy Burnell, 1995-98  
Clifford Burrow, 1979  
Ned Butler, 1979-81  
Tim Byerly, 2007-10  
Luke Byrnes, 2001-02

- C -

Gordon Cabaniss, 1928-30  
Chris Campbell, 2005  
John Campbell, 1952  
James Cannell, 2010-11  
Jody Cantu, 1997, 99  
Juan Capello, 1960, 62  
Marcus Capetillo, 1964-65  
James Cardenas, 2000, 04-05  
Marquise Cardinal, 2012  
Dickie Carpenter, 1959-61  
Teddy Carrier, 1996-99  
Martin Carrion, 2007, 10  
Adrian Carson, 1934-36  
Chris Carson, 2005  
Harry Carson, 1946-48  
Ahmad Carter, 1999, 01  
Curtis Carter, 1982  
Derrick Carter, 2007-08  
Kendrick Carter, 2008-09  
Leo Castanon, 1952

Juan Castillo, 1979-80  
Frank Castro, 1996-98  
Tyler Cauble, 2012  
Robert Caulk, 1952-53  
Jai Cavness, 2011  
Eric Cernas, 2003  
Chris Cernosek, 1979  
Toby Chadick, 1970-72  
Ed Chamberlain, 1966  
Justin Chambers, 2009-11  
Richard Chapman, 1971-73  
Rodney Chapman, 1994  
Clavens Charles, 2007-08  
Jeff Chase, 1998, 00  
Danny Chavira, 1963  
Mike Cheyney, 1971  
Arlen Childress, 2007-09  
Frank Chisum, 1958-59  
Allyn Chizer, 1979, 81-82  
Jesse Clardy, 1949  
Aleric Clark, 1998-01  
Cedric Clark, 1992  
Kealvin Clark, 2005  
Mike Clark, 1992  
Stuart Clarkson, 1938-41  
Dennis Clay, 1989-90  
Derrick Clay, 1990-92  
James Clay, 1975-76  
Mike Clay, 2000-02  
Eugene Clayborne, 2010  
Raymond Cleboski, 2008-09  
Clifton Clemons, 1997-98  
Douglas Clinger, 1929-30  
Norman Clinger, 1951-53  
Giles Cole, 1996-98  
Charles Coleman, 2011  
D.R. Coleman, 2003-06  
James Collins, 1984-86  
Larry Collins, 1974-77  
Ricky Collins, 1985-87  
Rockeem Collins, 2010-12  
Jonathon Combs, 2002  
John Cook, 2005-06  
Michael Cook, 1990, 92-93  
Dondi Cooks, 2007-10  
Barry Copenhaver, 1959-62  
Edward Copper, 1946  
Max Cornelius, 1930  
John Cortez, 1992-95  
Vernon Couch, 1930-33  
Roland Courtney, 2005  
Damian Couthren, 2008-10  
Jack Cowden, 1948  
Spencer Cowins, 2004  
Albert Cox, 1930-33  
Willie Crafts, 1958-60  
Corky Crane, 1954-57  
Clayton Cretors, 2004-07  
Randy Cretors, 1979-81  
Verner Crofford, 1925-26  
Tom Crossland, 1991-94  
Emmett Crowell, 1991-92  
Keith Cubit, 1995-97  
Charles Cumberland, 1935  
Jason Curlee, 1988  
Steve Curry, 1954-55  
Charles Curtis, 1961-62  
Andre Cyrus, 2001

- D -

Craig Dair, 1978-80  
Patrick Daniel, 2011-12  
Marion Danna, 1970-73  
John Darr, 1977  
Tommy Davidek, 1959-60  
Bill Davis, 1955-58  
Connell Davis, 2009-10  
Darcy Davis, 1985-87  
Gary Davis, 1975-77  
Jamie Davis, 1958-59  
Nicholas Davis, 2001-02  
Paschall Davis, 1990-91  
Terrence Davis, 1997  
John Dawson, 1976  
Delashaun Dean, 2010  
George Dean, 1946

Leroy Deanda, 1966-69  
Bill Deen, 1986-89  
Dexter Deese, 1992-94  
Keithen DeGrate, 1988-90  
Freeman DeLane, 1956  
Dennis Deville, 1965-66  
Jorge Diaz, 1994-95  
Bob Dickens, 1958  
Michael Diggs, 2010  
Carl Dillon, 1939  
Andrew Dixon, 1941  
Hubert Dixon, 1954-56  
John Dixon, 1932-34  
Mark Dizdar, 1975-78  
Johnell Dogins, 1991  
Kevin Dogins, 1992-95  
Bill Dolan, 1941  
Thomas Domel, 1968-69  
Truman Donahoo, 1950-51  
Randy Donnell, 1990-92  
Reginald Donner, 1993  
Stuart Dornburg, 1974-77  
Earl Dotson, 1991-92  
Charles Dottin, 2000  
Karl Douglas, 1967-70  
Sid Douthit, 1953-54  
Al Dowgiello, 1940-41  
Willie Drew, 1981  
Robbie Dueitt, 1985-86  
Buford Dugger, 1939  
Enrique Duncan, 2002  
Steve Dunningan, 2006-07  
Keith Duran, 1979-80  
Reg Durden, 1996  
Layton Dworaczky, 2011  
Mike Dyal, 1984-87  
Ben Dykes, 1981

- E -

Ali Eason, 1997-98  
Cody Eatmon, 2000-02  
Johnny Eaton, 1987-89  
Lavander Eckford, 2008, 2012  
Howard Edgar, 1946  
Larry Edwards, 1968-71  
Roger Edwards, 1952  
Torrie Edwards, 1996-97  
Willie Edwards, 1983-84  
Jeff Edwards, 2006-09  
Osazee Eguae, 2005-06  
Bryan Ehrlich, 2012  
Picky Eikenloff, 1964  
Mike Ellis, 1962-63  
Frank Elmore, 1927  
Horace Elsner, 1926-27  
Richard Estrella, 2004  
Cecil Evans, 1939-40  
Dyes Evans, 1986-87  
Ray Evans, 1973-75  
Marc Evans, 2000  
Torreon Evans, 1995

- F -

Anthony Faldyn, 1989-91  
Roy Farmer, 1967-69  
Steve Fefer, 1974-77  
Derrick Ferguson, 2012  
Ron Fielding, 1967-69  
Ray Fields, 1989  
Deaundre Fillmore, 2003-05  
Jack Fink, 1950-52  
Don Finley, 1982-84  
Francis Fires, 1970-73  
Durbin Firnhaber, 1925-26  
Arron Fisher, 2010-11  
Raymond Fitch, 1925-27  
Louis Fite, 1993-94  
Jim Fitzgerald, 1979, 81  
John Fletcher, 1984-86  
Nick Flores, 2003  
Kevin Flowers, 1982, 85  
Paul Fontenot, 2009-10  
Elton Ford, 1934-36  
Ronnie Ford, 2012  
Charles Forester, 1937-38  
Anthony Forker, 2012

Derrick Foster, 1998-99  
Bert Fowler, 1941  
Trenton Fowler, 1948-49  
Andre Franklin, 1993-94  
George Franklin, 1973-76  
Clem Franks, 1974-77  
Wallace Franks, 1938-41  
James Franz, 1958-60  
Glenn Frazier, 1934  
Johnnie Freeman, 1992-95  
James French, 1957-58  
Randy Friedrich, 1976-79  
James Friesenhahn, 1968-69  
Gerald Fry, 1931-33  
LeRoy Fry, 1936-38  
Jack Fryer, 1949  
Steve Fuller, 1980-82

- G -

Shannon Gadson, 1997-98  
J.W. Galiga, 1937-39  
James Gandy, 1972-74  
Donovan Gans, 1993-94  
Jason Gantt, 2001-02, 05  
Christian Garcia, 2012  
Jason Garcia, 2006-09  
Humberto Garcia, 1954  
Pierre Garcia, 2003-04  
Rogerio Garcia, 1953-54  
Tiance Gardner, 2012  
Billy Garza, 2008-09  
David Garza, 2007  
Gammy Garza, 1961  
Robert Garza, 1997-00  
Lee Gaston, 1995  
Jerry Gates, 1964-67  
Kevin Gentry, 1978  
Jack Gerdes, 1940-41  
David Gilbert, 1964-65  
Gary Gilbert, 1966  
James Gilbert, 2012  
Keave Giles, 2001  
Vernon Gillespie, 1941  
Alden Gilliland, 1941  
Richard Gilstrap, 1971  
Davis Glenn, 1977  
Henry Glenn, 1968-69, 71-72  
Steven Glick, 1976  
Delra Glover, 2006, 08-10  
Manuel Gomez, 1992-93  
Armando Gonzales, 1971  
David Gonzales, 1980-81  
David Gonzales, 1993-94  
Abel Gonzalez, 1999-02  
Jose Gonzalez, 2007  
Oscar Gonzales, 1953  
Floyd Goodwin, 1969-72  
Hunter Goodwin, 1992  
David Grace, 2003-05  
Larry Grady, 1973-75  
James Graeber, 1956-58  
Tyrone Graves, 1982-84  
Henry Greathouse, 2012  
Art Green, 1988  
Curtis Green, 1989  
Darrell Green, 1980-82  
Joe Green, 1955-57  
Joe Green, 1992, 94  
Josh Green, 1999  
Othalea Green, 1985  
Rufus Green, 1975-76  
Willie Green, 2002  
Wilmer Green, 1985-86  
Doug Greene, 1975-77  
Eugene Greene, 1949  
Al Gregurek, 1987  
Tommy Gries, 1936-37  
C.J. Griggs, 2012  
Kenneth Grimes, 1936-39  
Guy Grissom, 1928, 31  
Allen Grones, 1963-64  
Larry Grunewald, 1973-76  
Jack Guedin, 1952  
Hector Guerra, 1977  
Jorge Guerra, 2006-09  
Margarito Guerrero, 1969-70

Antonie Guidrey, 2004  
James Guidry, 1986-88  
Bryan Guillory, 1999  
Danny Gutierrez, 1971-74

- H -

Fred Hackney, 1998  
Jerry Hajovsky, 1965-68  
Elmer Haley, 1938  
Sheldon Haliburton, 1987-89  
Bryan Hall, 2001  
Channon Hall, 1999-00  
Pat Hall, 1941  
Tuger Hall, 1938, 40-41  
John Hamilton, 1998-99  
Richard Hammond, 2002-05  
Bobby Hampton, 2012  
Steve Handy, 2005  
Ralph Hansen, 1925-26  
Gerald Hanson, 2004  
Matt Hantlemann, 1998-99  
Earl Harbes, 1932-34  
W.L. Harbin, 1929-32  
Don Hardeman, 1971-74  
Craig Harding, 2002-04  
Alex Harper, 2011-12  
Drew Harper, 2008-10  
Jack Harrell, 1950  
Al Harris, 1995-96  
Earl Harris, 1938-39  
Rufus Harris, 2004  
Steve Harris, 2012  
Dwight Harrison, 1967-70  
Harbin Harrison, 1932  
Elvis Hartsfield, 1977-78  
Jack Hartung, 1968  
Doug Harvey, 1960-62  
Larry Harvey, 1973-75  
H. Haskett, 1938  
J.R. Hausey, 2007-08  
Sam Hawkes, 1938-41  
Andy Hawkins, 1976-79  
Mike Hawkins, 1974-77  
Tim Hawkins, 1980  
Anthony Hayes, 1991-92  
Calvin Hayes, 1961-63  
Chris Hayes, 1996  
Jarell Hayes, 1959-61  
Joe Hayes, 1980-81  
Jeremy Heatley, 2006  
Harold Hees, 1958-60  
J.W. Helms, 1939, 46-47  
Howard Henderson, 1973-75  
Joe Henke, 1975-77  
Maurice Henry, 1938-39  
Chris Hensley, 1994-95  
Shawn Hernandez, 1990, 92  
Tyrell Herndon, 2007-08  
Gilbert Herrera, 1949-50  
John Herrera, 1978-80  
Johnny Herrera, 1961-63  
Joe Herzik, 1973-75  
Jonathan Heyward, 1999-00  
Calvin Hibler, 1930-31  
Matt Hickl, 1997-98  
Ray Hickl, 1967-68  
Darnell Hicks, 2010-12  
Greg Hicks, 1982-83  
Ronnie Higginbotham, 1972  
Dante Higgins, 2007-08  
V.L. Higgins, 1948  
Don Hightower, 1936-38  
L.V. Hightower, 1937-39  
Elmo Hilburn, 1940  
Chandler Hill, 2011-12  
David Hill, 1972-75  
Heywood Hill, 1928-29  
James Hill, 1964-67  
Maurice Hill, 1981  
J.B. Hilliard, 1939-40  
Lamont Hills, 2012  
Derreck Hillyer, 1979-82  
Larry Hirt, 1975-76  
Freddie Hobbs, 1986  
Martin Hodgkiss, 1930-33  
Sid Hoermann, 1955-57

Donny Hogg, 1998, 00  
Joe Holcomb, 1956-58  
Sean Holcomb, 1992-94  
Charles Holden, 1932-34  
Harold Holden, 1955-57  
Ronny Holiday, 1961  
Ryan Holley, 2001  
Joe Hollingsworth, 1951-52  
Bob Holloway, 1950-52  
Bernard Holmes, 1994-95  
Brent Holmes, 2001-03  
Quintin Holtz, 1965-68  
Reese Homeyer, 1984  
Sloan Hood, 1989  
Carl Hopkins, 1954  
David Hopkins, 1969-71  
John Horn, 1990-92  
Moses Horn, 1985-87  
J.T. Hosey, 2006  
John Houston, 1995  
Ray Houts, 1954  
Joe Howard, 1961-63  
Joe Howell, 1956  
Robert Hubenak, 1969-71  
Chris Hudgins, 2010-12  
Ray Hudson, 2007-08  
Tommy Hudspeth, 1952  
Ruford Huff, 1971-73  
Terry Hummel, 1973-74  
John Humphrey, 1997-98  
Joe Hunter, 2005  
Rodney Hunter, 1993-94  
Bud Huston, 1933-34  
Earl Hutchinson, 1932-34  
Cal Hutzler, 1955-57

- I -

Sigfredo Infante, 1958  
Luke Inman, 2001  
Paul Inman, 1989  
Joe Irving 1996-97  
Stuart Isdale, 1979

- J -

Donta Jackson, 2003, 05  
Everett Jackson, 1990  
Johnny Jackson, 1970-73  
Lewis Jackson, 1926  
Lupe Jaimes, 1956-59  
Mark Jaimes, 1990-91  
Darren James, 1982-83  
Larry James, 1979-80  
Mark James, 1981-82  
Tracy James, 2002-04  
Michael Jamison, 2001  
Jerry Janik, 1971-74  
Tommy Janik, 1960-62  
Nick Jaques, 2000-02  
Clarence Jarvis, 1935-37  
Jimmie Jeffers, 1950  
James Jefferson, 1982-83, 85  
Mike Jekel, 1974-76  
Russ Jensen, 1940-41  
Anthony Jiles, 1984-85, 88  
Billy John, 1976-78  
Eric John, 2008-09  
Anthony Johnson, 2012  
Carlo Johnson, 2006  
Cedric Johnson, 1997-98  
Curtis Johnson, 1987-90  
Eldon Johnson, 1998  
Eric Johnson, 1990-91  
Gregg Johnson, 1997-99  
Howard Johnson, 1992  
Kiah Johnson, 1998-01  
Levi Johnson, 1969-71  
Mardrick Johnson, 2008-10  
Randy Johnson, 1962-65  
Reggie Johnson, 2007  
Roy Johnson, 1946  
Shane Johnson, 1996-98  
Simon Johnson, 1979-81  
Willie Johnson, 1993  
Adrian Jones, 1982-83  
Bill Jones, 1983-84  
Bo Jones, 2008-09

Curt Jones, 2005  
Gerry Jones, 2000  
Glenn Jones, 1999-00  
Jessie Jones, 1982-83  
K.C. Jones, 1982  
Kenneth Jones, 1961-62  
Reginald Jones, 1973-74  
Richard Jones, 1994-95  
Robert Jones, 1938-41  
Robert Jones, 2002-03  
Kevin Joseph, 2012  
Russell Judd, 1965  
Donnell Jury, 2003-04

- K -

Ken Kachtik, 1957-59  
Allen Kaiser, 1969-72  
Bart Kaiser, 1979-82  
John Kardow, 1966-67, 69  
Fred Kasper, 1970-71  
Ronnie Kaymore, 2000  
Joe Keeling, 1928  
Milton Kellner, 1964-65  
Billy Joe Kelly, 1991-92  
Chris Kudzins, 1963-65  
Arnold Kent, 1982-83  
Dick Kercheville, 1931-33  
Martin Key, 1973  
Bill Keyes, 1937  
Arthur Kimble, 1999  
James King, 1988-89  
Lupe King, 1933-35  
Marc Kinney, 2009, 11  
Miles Kirksey, 2012  
Hans Kloss, 1938  
Fred Klosterman, 1946-47  
Albert Klosters, 1940-41  
Dean Kluckman, 1946  
Clayton Knellinger, 2003  
Todd Knutson, 2003-05  
Bobby Koch, 1949  
Jim Krempin, 1971-72  
William Krichner, 2006  
Eugene Kubelka, 1967-69  
Steven Kubena, 2010  
Ronald Kudla, 1948-49  
C.T. Kutschke, 1952, 55

- L -

Steve Lackey, 2001-03  
Patrick LaFleur, 2011-12  
Neal LaHue, 1981-84  
Gerald Lambert, 1957-59  
James Lamber, 2012  
Garrett Lander, 1999  
Louis Landry, 1962-63  
Arthur Lang, 1939-40  
Tony Langfield, 1966  
Ed LaTouf, 1986-89  
Roy Lawler, 1956  
Mitch Layman, 1985-87  
Mauricio Leal, 1960-61  
Robert Leary, 1946-48  
Lacie Leavatts, 1987  
Charles Lee, 1970-72  
Clyde Lee, 2012  
Jason Lee, 2002-03  
Lloyd Lee, 1929-32  
Ernest Lemons, 1973  
Fai Leomiti, 2003  
Everado Lerma, 1935-37  
Grady Lester, 1935-37  
John Levine, 1987  
Cleo Lewis, 1980  
Danny Lewis, 1969-70  
Ed Lewis, 1991-92  
Errik Lewis, 2003, 05  
Loyd Lewis, 1980-83  
Stan Limuel, 1974  
Rickey Lincoln, 2010  
Ryan Lincoln, 2007-10  
Bob Lindquist, 1957-59  
Kerry Linnear, 1999-00  
Benny Liska, 1948-50  
Emil Liska, 1951  
Laddie Liska, 1947-49

Burch Loggins, 1925  
Eric Lonette, 2004  
Jesse Longhofer, 1958-60  
Angelo Looney, 2011-12  
Al Lopez, 1950-52  
Jerome Lopez, 1992-93  
Clarence Lotspech, 1929-30  
Colby Lowrie, 2007-10  
Mike Lowry, 1980-81  
Alex Lozano, 2006-08  
Josh Luck, 2010  
Jimmy Lugo, 2006-08, 10  
Gary Lusk, 2001-02

- M -

L.A. Malachek, 1957-58  
David Malesky, 1985-87  
John Mallet, 1969  
Darryl Malone, 2007-09, 12  
Jeff Malone, 2001-03  
Andy Mangum, 2001-02, 04-05  
Roscoe Manis, 1940-41  
Mike Manupelli, 1948-49  
Joe Marichalar, 2001  
Frank Kelly, 2001-02  
T.J. Maroulis, 2001-02  
David Marquez, 1977  
Andrew Marr, 2004-05  
Ricky Marshall, 2011-12  
Tyronne Marshall, 1994, 96  
Billy Martin, 2007-08  
Jim Martin, 1950, 53  
Mickey Martin, 1986  
Wilbert Martin, 2003-05  
Jaime Martinez, 1992-95  
Johnny Martinez, 1972-75  
Mike Martinez, 2005-08  
Gary Martins, 1991  
John Massengill, 1976  
Charles Massey, 1958-60  
Richmond Massey, 1933-35  
Jerry Matay, 1929  
Alvin Matthews, 1968-69  
Kendrick Matthews, 2010  
Francis Mattingly, 1938-40  
Lee Mattingly, 2010-12  
Charles Matula, 1968-70  
Jermane Mayberry, 1993-95  
Steven Mayberry, 1982-84  
Clay Mazoch, 2009, 11-12  
John McCampbell, 1954-56  
Maurice McCarken, 1926-28  
Greg McCathern, 1985-88  
Joe McCauley, 1931-33  
Bremond McClinton, 1982, 87  
Eugene McComark, 1933-34, 36  
Robert McCormick, 2009-12  
Steve McCoy, 2005  
T.J. McCullough, 2012  
Bob McCurry, 1947-48  
Wilbur McDaniel, 1960-61  
Glenn McDonald, 1964-67  
Wilbur McDonald, 1963-65  
Victor McDonnell, 1998-99  
Jack McElhannon, 1947-49  
Larry McFarland, 1973-76  
Jernorius McGill, 2012  
Pat McGill, 1966-67  
Fred McIntyre, 1935-37  
Claude McMillon, 1968-71  
Maurice McMorris, 1991  
Johnny McNabb, 1933-35  
W.T. McNeil, 1948  
Willie McQuirter, 1991-92  
Charles McRoberts, 1937-38  
Jack Mecklin, 1927  
Robert Mecklin, 1926-27  
Alex Medina, 1996-97  
Walter Meier, 1951-52  
Wilbert Meischen, 1948  
Mario Mena, 1962-63  
Joe Menchaca, 1991-94  
Harold Menke, 1948-50  
Clint Merz, 2003  
Mike Meuth, 1972  
Printez Miburn, 1985-86  
Chuckie Miles, 1984-85, 92-93

Cory Miles, 2005  
Angel Millan, 2010-12  
Mark Miller, 1981-83  
Norman Miller, 1995, 97  
Raymorris Miller, 2004-07  
Richard Miller, 1981  
Winstel Miller, 1970  
David Mims, 1979, 81-82  
Tim Mitchell, 1997  
Mike Mitchmore, 1967  
Stuart Moffitt, 2006-09  
David Montano, 1994  
Jonathan Moody, 2000-01, 03  
Melvin Moody, 1949  
Anthony Moore, 2007  
Dono Moore, 1941  
Howard Moore, 1941, 46  
Wendell Moore, 1988  
Zach Moore, 2003  
Rigo Morales, 2004-06  
Bill Morris, 1928-31  
Bill Morris, 1955-57  
Earl Morris, 1958-60  
Logan Morris, 2008-09  
Mike Morrison, 1972-74  
Thelton Morton, 1928  
Tom Morton, 1970-71  
Troy Moses, 1997  
Roderick Mosley, 2006-07  
Michael Mosmeyer, 2008-09  
Henry Moss, 1935-36  
Eddie Moten, 2002-03  
Rod Mounts, 1987-88  
Mike Mouton, 2005  
Terrance Mouton, 2001-02  
Charles Moyer, 1938-39  
Merle Muckleroy, 1955-56  
Ishmael Muhammad, 1996-99  
Ola Muhammad, 2002  
Carl Mulkey, 1971  
Ken Muller, 1984-86  
John Mumme, 1937-38  
Danny Munoz, 1985-86  
Jim Murray, 1955-56

- N -

Desi Najera, 1970  
Dennis Neitenhofer, 1964-66  
Davylyn Nelson, 2000-02  
Van Nelson, 2004-05  
Chase Nesbitt, 2007-08  
Don Newcombe, 1950, 53  
Brian Nielsen, 1990-91  
Armando Nino, 1962-64  
Reid Nitcholas, 2008  
Royce Nitschmann, 1979-81  
Dwayne Nix, 1965-68  
Jim Noble, 1946  
George Nobles, 2007  
Morris Nomman, 1936  
Stephen Norman, 1996-97  
Stewart Norton, 1949-50  
Chris Nunez, 1966-67

- O -

Nick O'Brien, 1998-99  
Terry Oglesby, 1964-66  
Vincent Oglesby, 2003  
Rance Olison, 2003-04  
Gene O'Neal, 1947-49  
John Ormand, 1954-56  
Allyn Owen, 1941  
Charles Owen, 1952  
Bruce Owens, 1972-73  
Daryl Owens, 1991-92  
Derrick Owens, 1988-89

- P -

Courtney Palmer, 1993-94  
Kevin Palmer, 2000-03  
Randy Palmer, 1995-98  
David Palmore, 1974-77  
Dennis Pannell, 1980  
Gerald Pargmann, 1962-65  
Tommy Parsons, 2012  
James Partham, 2002-03

Tony Pass, 1938  
Webster Patrick, 2006  
Martin Patton, 1992  
Tracy Payne, 1980-82  
Al Peck, 1965  
Joey Pena, 2005  
Herb Pennick, 1964-66  
Vaughan Penny, 1990-91, 94  
Rony Perard, 2006-07  
Carlos Perez, 1976, 78  
Jabir Perkins, 2008  
Kenneth Perkins, 1963-64  
Todd Perkins, 1993-96  
Trent Perkins, 2009-10  
Ken Perry, 1952  
Trevor Pesek, 2011-12  
Zarak Peters, 1991-92  
Cotton Peterson, 1953  
Bill Pettijohn, 1965-68  
Woodrow Petty, 1936-38  
Bill Philiber, 1954-56  
Anthony Phillips, 1992-93  
Jeff Phillips, 1988-90  
Jeff Phillips, 2011  
Melvin Phillips, 1994  
Ron Pierce, 1996-97  
Jason Pineda, 2000-01  
Michael Pinesette, 2001  
Vernon Ping, 1927  
Sosifa Pinomi, 2010  
Bill Pippen, 1954-56  
Keith Pittman, 1991-93  
Mack Pittman, 1999  
Homer Ply, 1958-60  
Warren Polk, 1983-86  
Robert Poole, 1978-79  
Nate Poppell, 2010-12  
Chuck Porter, 1992  
Ed Porter, 2001  
Jim Porter, 1973  
Pete Powell, 1930  
Scott Powers, 1967-68  
Shane Prater, 2012  
Chester Prejean, 1935  
Ellis Prejean, 1934  
Weston Prejean, 1947-48  
Butch Pressley, 1959-62  
Barron Preston, 1988-90  
Brice Price, 2004-05  
Dana Price, 1927  
Ernest Price, 1969-72  
Justin Price, 1979-82  
Leon Price, 1938, 41  
Chives Pritchett, 1994-95  
Roman Pula, 2010  
Henry Pullam, 1979-81  
Larry Pullin, 1965-68  
Dan Purcell, 1947-49  
Jim Purcell, 1955  
Josh Pusley, 2004  
Justin Pusley, 2003  
William Putnam, 1951-54  
Bobby Pyssen, 1960-63

- Q -

Ray Quintanilla, 2010

- R -

R.B. Rackley, 1937  
Luther Rader, 1934-36  
Jimmy Ragain, 1946  
Robert Rahm, 1949  
Eggleston Ramee, 1930-31  
Lindell Ramey, 1935-36  
Lowell Ramey, 1933-35  
Daniel Ramirez, 2007-08, 10-11  
Kevin Randall, 1990-91, 96  
Brian Randle, 2001-02  
John Randle, 1988-89  
Frank Ratka, 1971  
Bobby Redus, 1968-70  
Walter Reed, 1928-31  
John Reeves, 2007-09  
Brant Reves, 1989-90  
George Reyes, 2007  
Rick Reyna, 1999

DeVon Rhodes, 2011-12  
Paul Rich, 1974-76  
Robert Rich, 1930-33  
Tommy Richard, 1979  
Dorse Richards, 1934-36  
Ryan Richardson, 2006-07  
David Rider, 1988-90  
Butch Riley, 1966-68  
Richard Ritchie, 1973-76  
Jimmy Rivera, 1981-82  
George Robbins, 1955-56  
Alan Roberson, 1979  
Horton Roberts, 1946  
Corey Robertson, 2007, 09-10  
Rankin Robertson, 1927  
Fletcher Robingson, 2010-11  
John Robison, 1997  
Othell Robison, 1996  
James Rode, 1961-64  
Jeff Rodgers, 1992, 94  
Jacob Rodriguez, 2000  
Jorge Rodriguez, 1987-89  
Raul Rodriguez, 1977-78  
Robert Rodriguez, 1970-73  
Servando Rodriguez, 1958  
Clyde Rogers, 1941  
John Rogers, 1933  
Melvin Roland, 1979-82  
Mike Roley, 1968-70  
L.J. Rolf, 1962-65  
Matt Romig, 2009-10  
Steve Romo, 1982-83  
Morris Roper, 1927-28, 31  
Durwood Roquemore, 1979-81  
Monty Roquette, 1961  
Richard Rose, 1996-98  
Jack Rucker, 1940-41  
Kamen Ruelas, 2011-12  
Walter Rule, 1985-86  
Daniel Runnels, 1994  
Dickie Russell, 1996-99  
Eddie Rutledge, 1927-28

- S -

Jimmy Saddler-McQueen, 2006-09  
Clifford Sadler, 1930-33  
Diego Saenz, 2001-02  
Carlos Saldana, 1965-68  
Heriberto Salinas, 2011-12  
Mike Salinas, 1997-99  
Brandon Salone, 2005  
Doyle Samuel, 1966  
Alton Sanders, 1950, 53  
Larry Sanders, 1962-63  
Marcus Sanders, 2008-11  
Tommy Sanford, 1950-52  
Roger Sargeant, 1930  
Mark Savere, 2011-12  
Victor Saucedo, 2000-02  
DeAndre Savage, 2012  
Milton Saxon, 1947-48, 50  
Doug Schaumburg, 1985-88  
Harvey Schell, 1957  
Scott Schiebach, 2006-07  
Cyril Schneider, 1946-48  
Frank Schneider, 1948-50  
Jack Schneider, 1953  
Kenneth Scholz, 1949-50  
Jack Schuepbach, 1933-35  
Leroy Schulmier, 1960-62  
Cameron Schultz, 2008-09  
Jack Schulze, 1946  
Ricky Schutz, 1972-73  
Marvin Schwarz, 1946-48  
Mike Sciba, 1972-73  
Cephus Scott, 1998-99  
Ed Scott, 1998-99  
Marcus Scott, 1998  
Sean Scruggs, 1988-91  
John Searcy, 1960-62  
Jim Seay, 1937-38  
Larry Seidel, 1973-76  
Leroy Seidel, 1978-80  
Rodney Serpa, 1988-90  
Charles Shackelford, 2012

Shad Shadrix, 1993  
Reginald Shannon, 1984  
Daniel Sharpe, 2008, 10  
Byron Shaw, 1971-74  
Cade Shaw, 2011  
Devin Shaw, 2010-12  
Hughie Shaw, 1974-77  
Curtis Shed, 1958  
Mike Sheffield, 1976-79  
Ellison Shelton, 1927  
Ralph Shelton, 1925-28  
Roy Shelton, 1925-28  
LaTwan Shephard, 1988  
Heath Sherman, 1985-88  
Matthew Short, 2006, 08-09  
Andrew Shows, 2012  
Bruce Shugart, 1958  
Huris Simien, 2002-04  
Kerry Simien, 1986-89  
Charles Simmons, 2010  
Rodney Simms, 1994-96  
Oscar Simo, 1973-74  
Moke Simon, 1992-93  
Capen Simons, 1938  
Allen Simpson, 2007  
Herman Singleton, 1952-54  
Marquis Singleton, 2010-12  
Montez Singleton, 2010-11  
Billy Skipworth, 1953  
Glenn Skoruppa, 1986-88  
Robert Skrobarczyk, 1971-72  
Eldridge Small, 1968-71  
Bill Smalling, 1950-53  
Bob Smith, 1950-53  
Carl Smith, 1964-66  
Charles Smith, 1982-85  
Cody Smith, 2006-09  
Demontrelle Smith, 2011  
Eddie Smith, 2011  
Henry Smith, 1927-28  
Henry Smith, 1986-89  
Jessie Smith, 1926-29  
Larry Smith, 1970  
Lawrence Smith, 1929-30  
M.A. Smith, 1929-31  
Mark Smith, 1982-84  
Maurice Smith, 1987-89  
Norman Smith, 1952-53  
Ricky Smith, 1976, 78-79  
Troy Smith, 1981  
Weldon Smith, 1927  
Tim Sneed, 1990  
Ivan Snowden, 1941, 46-48  
Hector Sobers, 2007-10  
Chris Soza, 1982-84  
Justin Soza, 2003-05  
Robert Soza, 1984-85  
Leonard Speer, 1932  
Eric Spencer, 2001  
Mike Spheeris, 1986-87  
Carl Spoonemore, 1946-49  
John Sportsman, 1950-52  
Jimmy Srp, 1969-70  
Dan St. Leger, 1973-75  
Marcus Stager, 2010-12  
Glenn Starks, 1974-77  
Gil Steinke, 1938-41  
Everett Stephens, 1939  
Jim Stephens, 1955-57  
Bob Stevens, 1946-48  
John Stevens, 1991-92  
Keith Stewart, 2005  
Ken Stewart, 1953-55  
Val Stinson, 2004-05  
Jeff Stivors, 1994-96  
W.J. Stokley, 1956-57  
Matt Stoll, 2010-12  
Bobby Strane, 1946, 50  
Leo Stroman, 1954-55  
Martin Stroman, 1977-79  
Roy Stroud, 2003-04  
Aotoa Sualua, 2004-05  
David Sullivan, 1966  
Mitchell Swan, 2009  
Chester Swanson, 2009  
Vic Swedlund, 1962

Bryan Sweeney, 1975-78  
Ken Swenson, 1989-90

- T -

Sam Tagaloa, 1996  
Mike Talamantez, 2007-10  
Herman Talbert, 1936  
John Tarpoff, 2004-05  
Nick Tarpoff, 2004  
Albert Taylor, 1957-58  
Christian Taylor, 2009-12  
Daniel Taylor, 2003-04  
Fred Taylor, 1984-85  
Harmon Taylor, 1931-33  
Jerrald Taylor, 1971-72  
Maurice Taylor, 1939-41  
Wesley Taylor, 1952  
Jareko Taylor, 2006, 08  
Fate Teer, 1955-56  
Glenn Tegeler, 1969-70  
James Terrell, 1989  
Jeff Terry, 2006-07  
Derek Tesch, 2010-12  
B.W. Tewes, 1938  
Kolten Thigpen, 2007  
Butch Thomas, 1967-68  
Derrick Thomas, 2008-10  
Jon Thomas, 1999  
Tauron Thomas, 2006  
Brown Thompson, 1935-36  
Bruce Thompson, 1996-99  
Charles Thompson, 1990-91  
Charles Thompson, 1993-95  
Emmuel Thompson, 1979-81  
Norman Thompson, 2009-10  
Ronnie Thompson, 2002-04  
Tony Thompson, 1953  
Kevin Thornewell, 1994-97  
Ronald Tibbett, 1951-52  
Johnny Tivao, 2010-11  
Lane Tobola, 1995-98  
John Todryk, 1999  
Ben Tokunboh, 2004-05  
Sam Tolden, 1991  
Randall Toney, 2011-12  
Jeremy Toston, 2008  
Steve Toto, 2000  
Daniel Trevino, 2002-04  
Raul Trevino, 1963-65  
Robert Trevino, 1957, 59  
Robert Trigg, 1971  
Wayne Tubbs, 1983-86  
Earl Turner, 1948-51  
J.R. Turner, 1998, 00  
Ken Turner, 1951  
Curtis Tyler, 2001-04

- U -

Harry Ullom, 1975  
Ted Unbehagen, 1960-63  
Gene Upshaw, 1964-66  
Larry Urban, 1975

- V -

Ken Vakey, 1950  
Johnny Vargo, 1940-41  
Danny Vasquez, 1972-73  
Guile Vela, 1968-70  
Joseph Vela, 2009-12  
Charles Vickery, 1953  
Jesse Vilesca, 1962-63  
Al Villalobos, 1972  
Leo Villareal, 1960  
Don Vogel, 1948-49

- W -

Raymond Waddy, 1977-78  
Alan Walker, 2003  
Robert Walker, 2000  
Gene Walkoviak, 1967-69  
Fred Wallace, 1998  
Tom Wallace, 1989-90  
Kevin Walter, 2001  
Matai Ware, 2006  
Frank Warner, 1925-27  
Joe Bob Warner, 1996

Johnnie Warren, 2000  
Anthony Washington, 2010, 2012  
Don Washington, 1967-70  
Don Washington, 1977-80  
Kerrie Washington, 1999  
Maurice Washington, 2003-04  
Ed Watchel, 1964  
Robert Watson, 1987-89  
Larry Weathers, 1995-97  
Dennis Webb, 1966-68  
James Wegner, 2004  
Elroy Weikel, 1935, 37  
Louis Weiss, 1927-28  
Melvin Weller, 1925-26  
Kier Wells, 2009  
Mike Wendel, 1970-73  
Jerry Wendell, 1946  
Markeith Wesley, 2006-09  
Reggie West, 1951-53  
Kerry Wheatfall, Jr., 2011-12  
Darrell White, 1999-00  
Jafus White, 1976-79  
Wesley Whiten, 1991-92, 94-95  
Hall Whitley, 1953-56  
Jesse Whitley, 2004  
Wade Whitmer, 1975-78  
James Whitten, 1925  
Robert Whitten, 1925-28  
LeRoy Wiese, 1950-53  
Walter Wigfall, 1999-02  
Jerry Wilbanks, 1978  
Ken Wilhite, 1953-55  
Eldon Willie, 1978-79  
Anthony Williams, 1999  
Audie Williams, 1987-89  
Charles Williams, 1960-62  
Chris Williams, 2006-07  
David Williams, 1991  
Jabbar Williams, 1999  
Jay Williams, 1999  
Joe Williams, 2006-09  
Karl Williams, 1994-95  
Kyle Williams, 1995-96  
Larry Williams, 2001-04  
M.L. Williams, 1929  
Quincy Williams, 2011-12  
Robert Williams, 2012  
Rodney Williams, 1987-89  
Tommie Williams, 1983-84, 86  
Tommy Williams, 2002  
Walter Williams, 2005  
Mike Williamson, 1968-69  
Andre Willie, 2001-02, 06-07  
Karl Willie, 2011  
Jake Willingham, 2010-12  
Charles Wilson, 1969-70  
Earl Wilson, 1984  
Weldon Wilson, 1963-65  
Cornelius Winchester, 1997  
Dennis Wise, 1959  
Ronnie Wolter, 1981-82  
J.R. Wood, 2002  
Clay Woodard, 2002-05  
Anthony Woods, 1984-85  
Darren Woods, 1993  
Jason Woods, 1993  
Keenan Woods, 2010-12  
Jonathan Woodson, 2009-12  
Ronnie Woodward, 1981-82  
Bobby Wright, 1951  
Dan Wright, 1946-48  
Greg Wright, 1981-84  
Jeff Wright, 1984  
Ken Wright, 1978  
Larry Wright, 1958-59

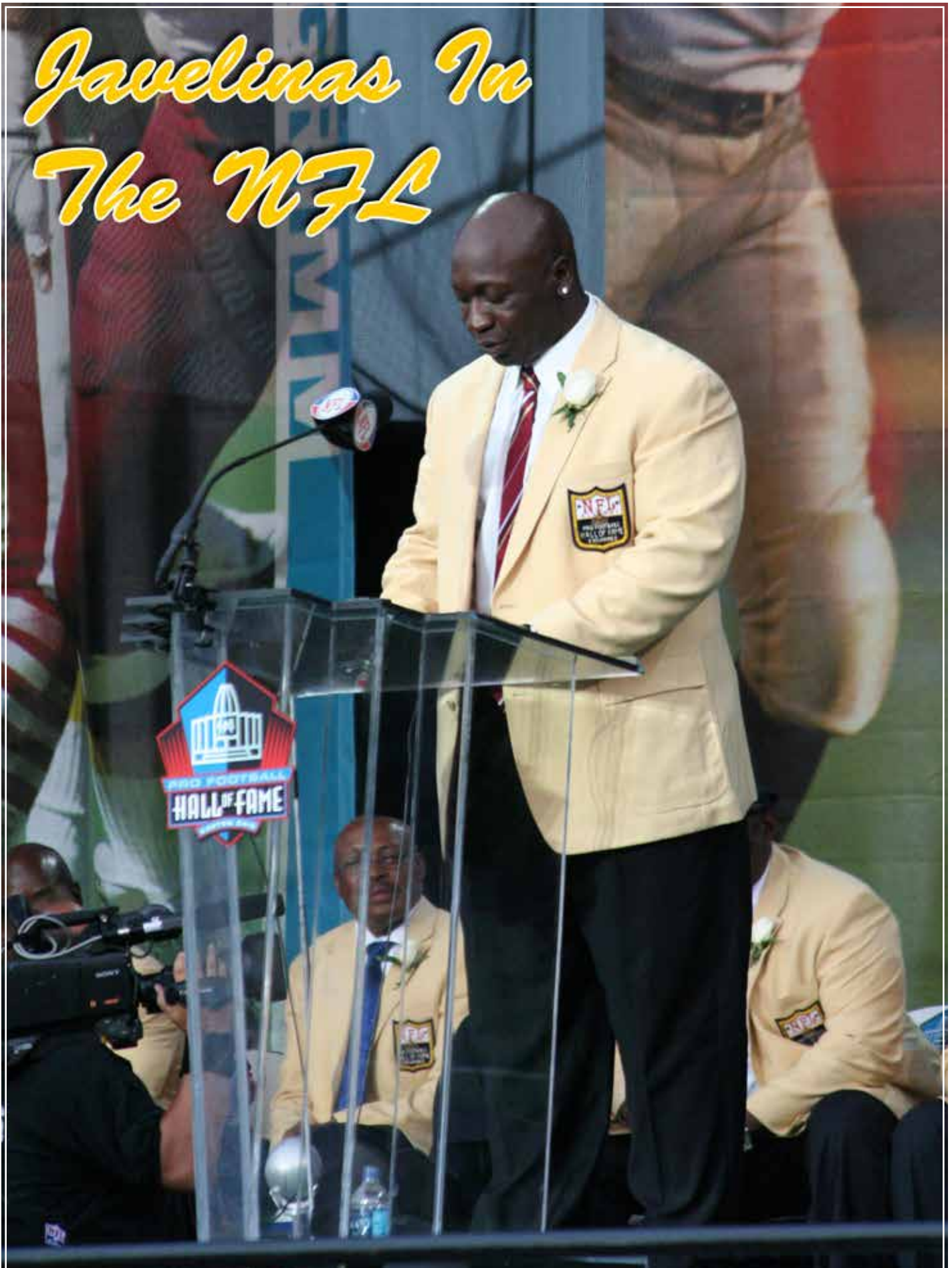
- Y -

Steve Yaden, 2005-06  
Al Yanez, 1952  
Mike Yarbrough, 2011-12  
Justin Young, 2011  
Larry Young, 1993-95  
Robert Young, 1969-70

- Z -

Richard Zepeda, 1981-82, 84-85

# Javelinas In The NFL



# JAVELINAS IN THE NFL

Clarence Alberts – Dallas Cowboys  
Herbie Anderson – Phoenix Cardinals, Houston Oilers, Kansas City Chiefs  
Troy Asbell – Philadelphia Eagles  
Johnny Bailey – Chicago Bears, Phoenix Cardinals, Los Angeles Rams, St. Louis Rams  
Johnny Barefield – St. Louis Cardinals  
Terry Blackmon – Tampa Bay Buccaneers  
Sid Blanks – Houston Oilers, Boston Patriots, Washington Redskins  
Marcus Bonner – Seattle Seahawks  
Michael Bragg - Kansas City Chiefs  
Randy Brooks – Atlanta Falcons  
Andy Browder – Buffalo Bills  
Bryon Brown – Baltimore Ravens  
Roosevelt Brown – Green Bay Packers  
Jeff Chase – Cincinnati Bengals, New Orleans Saints  
Stuart Clarkson – Chicago Bears  
Giles Cole – Minnesota Vikings, St. Louis Rams  
Larry Collins – Cleveland Browns, New Orleans Saints  
Willie Crafts – Denver Broncos  
Paschall Davis – St. Louis Rams  
Keithen DeGrate – Chicago Bears  
Jorge Diaz – Tampa Bay Buccaneers, Dallas Cowboys  
Kevin Dogins – Dallas Cowboys, Tampa Bay Buccaneers, Chicago Bears, Atlanta Falcons  
Earl Dotson – Green Bay Packers  
Karl Douglas – Baltimore Colts  
Willie Drew – Houston Oilers  
Mike Dyal – Los Angeles Raiders, Kansas City Chiefs, San Diego Chargers  
Larry Edwards – New York Giants  
Steve Fefer – Seattle Seahawks  
John Fletcher – Cincinnati Bengals, Atlanta Falcons, Dallas Cowboys  
Derrick Foster – Carolina Panthers  
Roberto Garza – Atlanta Falcons, Chicago Bears  
Hunter Goodwin - Minnesota Vikings  
Darrell Green – Washington Redskins  
Doug Greene – St. Louis Cardinals, Buffalo Bills  
Jorge Guerra - Buffalo Bills  
Sheldon Haliburton – Houston Oilers, San Diego Chargers, Detroit Lions  
Don Hardeman – Houston Oilers, Tampa Bay Buccaneers, Baltimore Colts, New Orleans Saints  
Al Harris – Tampa Bay Buccaneers, Philadelphia Eagles, Green Bay Packers, Miami Dolphins  
Dwight Harrison – Denver Broncos, Buffalo Bills, Baltimore Colts  
Andy Hawkins – Tampa Bay Buccaneers, San Diego Chargers  
Mike Hawkins – New England Patriots  
Joe Hayes - Philadelphia Eagles  
Matt Hickl – Seattle Seahawks  
Ray Hickl – New York Giants, Houston Oilers  
David Hill – Detroit Lions, Los Angeles Rams  
Jim Hill – San Diego Chargers, Green Bay Packers  
Sean Holcomb – New England Patriots  
Harold Holden – Denver Broncos  
Bernard Holmes – New York Jets  
Sloan Hood – Chicago Bears  
John Humphrey – Tampa Bay Buccaneers  
Tommy Janik – New England Patriots, Buffalo Bills  
James Jefferson – Seattle Seahawks  
Levi Johnson – Detroit Lions  
Kiah Johnson – Chicago Bears  
Randy Johnson – Atlanta Falcons, New York Giants

Richard Jones – Indianapolis Colts  
Allen Kaiser – Houston Oilers  
Jim Krempin – New York Jets  
Loyd Lewis - Minnesota Vikings  
Kerry Linnear – Cleveland Browns  
Gary Lusk – Chicago Bears, Dallas Cowboys  
Alvin Matthews – Green Bay Packers, San Francisco 49ers  
Francis Mattingly - Chicago Rockets  
Jermame Mayberry – Philadelphia Eagles, New Orleans Saints  
Larry McFarland – San Francisco 49ers  
Norman Miller – Washington Redskins  
Tom Morton – Atlanta Falcons  
Rod Mounts – Tampa Bay Buccaneers  
Al Nickerson – Dallas Cowboys  
Brian Nielsen – Dallas Cowboys  
Stephen Norman – Tennessee Titans  
Nick O'Brien – Detroit Lions  
Randy Palmer – Oakland Raiders, Tampa Bay Buccaneers  
Ken Perkins – Dallas Cowboys  
Todd Perkins – Atlanta Falcons, Dallas Cowboys  
Anthony Phillips – Atlanta Falcons, Minnesota Vikings  
Ernest Price – Detroit Lions, Seattle Seahawks  
John Randle – Minnesota Vikings, Seattle Seahawks  
Paul Rich – St. Louis Cardinals  
Butch Riley – Baltimore Colts  
Jeff Rodgers – Tampa Bay Buccaneers  
Durwood Roquemore – Kansas City Chiefs, Buffalo Bills  
Jimmy Saddler-McQueen - Chicago Bears, Dallas Cowboys, St. Louis Rams  
Byron Shaw – New York Jets  
Hughie Shaw – Minnesota Vikings, San Diego Chargers  
Heath Sherman – Philadelphia Eagles  
Kerry Simien – Cleveland Browns, New England Patriots  
Moke Simon – Indianapolis Colts  
Robert Skrobarczyk – Philadelphia Eagles  
Eldridge Small – New York Giants  
Glenn Starks – Seattle Seahawks  
Gil Steinke – Philadelphia Eagles  
Bryan Sweeney – Los Angeles Rams  
Jerrald Taylor - Los Angeles Rams, Kansas City Chiefs  
Emmuel Thompson – Denver Broncos, Buffalo Bills  
Eugene Upshaw – Oakland Raiders  
Raymond Waddy – Washington Redskins  
Donald Washington – Houston Oilers, Tampa Bay Buccaneers  
Donald Ray Washington – Pittsburgh Steelers  
Jafus White – Detroit Lions  
Hall Whitley – Baltimore Colts, New York Titans  
Karl Williams – Tampa Bay Buccaneers, Arizona Cardinals  
Floyd Young – Tampa Bay Buccaneers

# JAVELINAS IN THE NFL DRAFT

**Pro Football Hall of Famers:** 3, Gene Upshaw, Darrell Green and John Randle

**Most players taken in one draft:** 6, in 1978

**Consecutive Decades with a player drafted:** 7 and counting

**First Round Draft Picks:** 8

**Consecutive Years with a player drafted:** 10, 1975-84 and 18-of-19 years from 1966-1984

**Earliest Pick:** 15, Don Hardeman by the Houston Oilers in 1975

**Total Draft Picks:** 50

**Players Signed by the NFL:** 104

**Latest Pick:** 326, Bryan Sweeney by the Cleveland Browns in 1979

1942 - Center Stuart Clarkson, Chicago (22-200)

1957 - Linebacker Hall Whitley, Baltimore (15-173)

1961 - Offensive Guard, Willie Crafts, Denver (15-113)

1963 - Defensive Back Tom Janik, Denver (3-21), Detroit (12-167)

1964 - Running Back Sid Blanks, Houston (5-38), Chicago (3-42)

1966 - Quarterback Randy Johnson, Atlanta (1-16), Denver (4-27)

1967 - Offensive Guard Gene Upshaw, Oakland, (1-17)

1968 - Defensive Back Jim Hill, San Diego (1-18)

1969 - Defensive End Ray Hickl, New York Giants (9-223); Linebacker Butch Riley, Baltimore (12-310)

1970 - Cornerback Alvin Matthews, Green Bay (2-41)

1971 - Defensive Back Dwight Harrison, Denver (2-35); Quarterback Karl Douglas, Baltimore (3-78); Offensive Tackle Andy Browder, Buffalo (11-263)

1972 - Wide Receiver Eldridge Small, New York Giants (1-17); Linebacker Larry Edwards, New York Giants (5-121)

1973 - Defensive Tackle Ernest Price, Detroit (1-17); Safety Levi Johnson, Detroit (3-75); Tackle Jim Krempin, New York Jets (10-247)

1975 - Fullback Don Hardeman, Houston (1-15)

1976 - Tight End David Hill, Detroit (2-46); Wide Receiver Jerrald Taylor, Los Angeles (4-96)

1977 - Running back George Franklin, St. Louis (2-47)

1978 - Defensive End Johnny Barefield, St. Louis (2-42); Running Back Larry Collins, Cleveland (3-67); Safety Doug Greene, St. Louis (3-69); Wide Receiver Glenn Starks, Seattle (6-146); Defensive End Mike Hawkins, New England (7-188); Running Back Hughie Shaw, Minnesota (10-272)

1979 - Wide receiver Bryan Sweeney, Detroit (12-326)

1980 - Safety Jafus White, Green Bay (10-253); Linebacker Andy Hawkins, Tampa Bay (10-267)

1981 - Safety Don Washington, Houston (7-193)

1982 - Cornerback Durwood Roquemore, Kansas City (6-157)

1983 - Defensive back Darrell Green, Washington (1-28)

1984 - Wide Receiver Joe Hayes, Philadelphia (7-172); Offensive Guard Loyd Lewis, Minnesota (7-196)

1989 - Fullback Heath Sherman, Philadelphia (6-162); Offensive Guard Rod Mounts, Tampa Bay (11-284)

1990 - Running back Johnny Bailey, Chicago (9-228); Kerry Simien, Cleveland, (12-323)

1991 - Defensive back Herbie Anderson, Phoenix, (10-255)

1993 - Offensive lineman Eart Dotson, Green Bay (3-81)

1994 - Defensive Back Anthony Phillips, Atlanta (3-72)

1995 - Defensive End Jeff Rodgers, Tampa Bay (7-227)

1996 - Offensive Lineman Jermaine Mayberry, Philadelphia (1-25); Tight End Hunter Goodwin, Minnesota (4-97)

1997 - Defensive Back Al Harris, Tampa Bay (6-169)

2000 - Tight End Giles Cole, Minnesota (7-244)

2001 - Center Robert Garza, Atlanta (4-99)

# Lone Star Conference



# LONE STAR CONFERENCE...

Long known as a leader in intercollegiate athletics, the Lone Star Conference (LSC) is an innovative athletics conference that aims to provide a superior competitive experience for member institutions and to allow for comprehensive development of student-athletes through academic services and life skills programming. The LSC continues to build upon its proud history while intending to be recognized as the premier NCAA Division II conference in the nation.



The league's mission is to foster student participation and success among member institutions in Division II intercollegiate athletics as an integral part of each institution's total educational program. The LSC strives for academic excellence, stresses involvement within the community, and prides itself in upholding traditions while continually seeking new opportunities to provide student-athletes with a unique and superior experience.

The LSC - founded on April 25, 1931 - has developed from a five-team conference of Texas-based schools to a nine-member league that spans three states (Texas, Oklahoma and New Mexico). The league continues to assist its member institutions in the maintenance of intercollegiate athletic programs that are compatible with the highest standards of education and competitive sports.

Throughout the league's 82-year history, various institutions have competed under the LSC banner. Today, only Texas A&M University-Commerce (then East Texas State) remains from the original group that was formed in 1931 when North Texas State, Southwest Texas State, Sam Houston State and Stephen F. Austin withdrew from the old Texas Intercollegiate Athletic Association.

The membership alignment has changed over the years, with current members having been added from 1954 to 1995. Texas A&M-Kingsville (formerly Texas A&I) joined in 1954, and Angelo State in 1968.

Conference membership remained within the



WAGNON



ROBOTHAM



POERNER



Wright

Texas borders until 1984 when Eastern New Mexico was admitted. Since then, the LSC has included members from Arkansas and Oklahoma.

Cameron (1988, 1996) was added near the outset of an expansion phase, while Texas Woman's (1989) and previous members West Texas A&M (1986, 1993) and Tarleton State (1968, 1994) joined the league soon after.

Midwestern State was admitted early in 1995, while Harding reconnected with the league as an affiliate member in track and field in 2013.

Past members of the LSC include Trinity, Houston, Lamar, Howard Payne, Sul Ross State, McMurry, Harding, Ouachita Baptist, Central Oklahoma, East Central (Okla.), Northeastern State (Okla.), Southeastern Oklahoma, Southwestern Oklahoma, Abilene Christian and Incarnate Word.

While the LSC has maintained a long-standing tradition of competitive athletic programs for its members, many teams and individuals have gone on to distinguish themselves on the national stage. Entering 2013-14, LSC member institutions have collected 74 NCAA national championships since the league joined the Division II membership in 1982.

The LSC conducts conference championships in 16 sports (seven men and nine women). Men's championships include football, cross country, basketball, baseball, indoor track and field, outdoor track and field and golf. Women's titles are determined in volleyball, soccer, cross country, basketball, softball, indoor track and field, outdoor track and field, tennis and golf.

The conference office is located in Richardson, Texas, a northern suburb of Dallas. Stan Wagnon serves as Commissioner, with assistance from Jay Poerner (Compliance) Melanie Robotham (Media Relations) and Tommy Wright (Corporate Sales and Marketing).

# 2012 LONE STAR CONFERENCE STANDINGS

	Overall			LSC		
	W	L	Pct.	W	L	Pct.
Midwestern State <sup>b</sup>	9	2	.875	7	1	.875
West Texas A&M <sup>b</sup>	12	3	.800	7	1	.875
<b>A&amp;M-Kingsville<sup>k</sup></b>	<b>6</b>	<b>6</b>	<b>.500</b>	<b>5</b>	<b>3</b>	<b>.625</b>
Tarleton State	6	4	.600	5	3	.625
Abilene Christian	7	4	.636	4	4	.500
Angelo State	5	6	.455	4	4	.500
Eastern New Mex.	3	7	.300	2	6	.250
Incarnate Word	2	9	.182	1	7	.125
A&M-Commerce	1	9	.100	1	7	.125

b - NCAA Division II Playoff participant

k - Kanza Bowl participant

## OFFENSIVE PLAYER OF THE YEAR

Dustin Vaughan - West Texas A&M

## OFFENSIVE BACK OF THE YEAR

Khiry Robinson - West Texas A&M

## RECEIVER OF THE YEAR

Torrance Allen - West Texas A&M  
Robert Armstrong - Texas A&M-Kingsville

## OFFENSIVE LINEMAN OF THE YEAR

Ken Van Heule - Midwestern State

## FRESHMAN OF THE YEAR

Clayton Callicutt - Alcorn State

## DEFENSIVE PLAYER OF THE YEAR

Ethan Westbrooks - West Texas A&M

## DEFENSIVE LINEMAN OF THE YEAR

Rufus Johnson - Tarleton State

## LINEBACKER OF THE YEAR

Danny Mason - Texas A&M-Commerce

## DEFENSIVE BACK OF THE YEAR

LB Suggs - Abilene Christian

## COACH OF THE YEAR

Bill Maskill - Midwestern State  
Don Carthel - West Texas A&M  
Bo Atterberry - Texas A&M-Kingsville

# ALL-LONE STAR CONFERENCE

## FIRST TEAM OFFENSE

Ken Van Heule	Midwestern State	OG	Sr.
Aaron Mullane	West Texas A&M	OG	Sr.
Manase Foketi	West Texas A&M	OT	Sr.
Joe Unga	Midwestern State	OT	Sr.
Justen Tyler	Midwestern State	C	Sr.
Andrew Mocio	Incarnate Word	TE	Sr.
<b>Robert Armstrong</b>	<b>A&amp;M-Kingsville</b>	<b>WR</b>	<b>Jr.</b>
Taylor Gabriel	Abilene Christian	WR	Jr.
Torrence Allen	West Texas A&M	WR	Jr.
<b>Sherman Batiste</b>	<b>A&amp;M-Kingsville</b>	<b>WR</b>	<b>Sr.</b>
Dustin Vaughan	West Texas A&M	QB	Jr.
Khiry Robinson	West Texas A&M	RB	Sr.
Keidrick Jackson	Midwestern State	RB	Jr.
Blake Smith	Angelo State	FB	So.
Sergio Castillo, Jr.	West Texas A&M	PK	Jr.
Khiry Robinson	West Texas A&M	RS	Sr.

## SECOND TEAM OFFENSE

Tino Tuilata	Midwestern State	OG	Jr.
Craig Watts	West Texas A&M	OG	Jr.
Nick Perez	Tarleton State	OG	Fr.
Adrian Campbell	Tarleton State	OT	Sr.
Lucus Love	Tarleton State	OT	So.
Casey O'Conner	West Texas A&M	C	Sr.
Isi Cocker	Angelo State	C	Jr.
Antwan Williams	Angelo State	TE	Sr.
CJ Akins	Angelo State	WR	Sr.
Clifton Rhodes III	Tarleton State	WR	So.
Lance Ratliff	West Texas A&M	WR	Jr.
Darrell Cantu-Harkless	Abilene Christian	WR	Jr.
Brandon Kelsey	Midwestern State	QB	Sr.
Anthony Johnson	A&M-Kingsville	RB	Sr.
Vaughn Smith	Tarleton State	RB	Jr.
Zach Henshaw	Tarleton State	FB	Fr.
Elton Crochran	Abilene Christian	FB	RFr.
Blake Barnes	Tarleton State	PK	Fr.
Greg Saladino	Midwestern State	PK	Jr.
Taylor Gabriel	Abilene Christian	RS	Jr.

## HONORABLE MENTION

Josh Perez	Abilene Christian	OG	Jr.
<b>Lee Mattingly</b>	<b>A&amp;M-Kingsville</b>	<b>OG</b>	<b>Sr.</b>
Xavier Ruben	Tarleton State	OG	So.
John Mendoza	E. New Mexico	OG	Jr.
Bryan Keith	Midwestern State	OT	Jr.
Blake Spears	Abilene Christian	OT	Jr.
Patrick Ward	West Texas A&M	OT	Jr.
Trent Davis	Angelo State	OT	Jr.
<b>Tommy Parsons</b>	<b>A&amp;M-Kingsville</b>	<b>OT</b>	<b>Jr.</b>
<b>Chris Hudgins</b>	<b>A&amp;M-Kingsville</b>	<b>OT</b>	<b>Sr.</b>
Devin Threath	Incarnate Word	OT	So.
Ricky Padilla	E. New Mexico	C	Sr.
Brad Dittmar	Midwestern State	TE	Jr.
Will McLane	Tarleton State	TE	Jr.
<b>Jake Willingham</b>	<b>A&amp;M-Kingsville</b>	<b>TE</b>	<b>Jr.</b>
Trevor Hammergren	West Texas A&M	TE	Jr.
Dakarai Pecikonis	Angelo State	WR	Jr.
Nathan Slaughter	West Texas A&M	WR	Jr.
Jared Freeman	Midwestern State	WR	Sr.
Arthur Buckingham	Tarleton State	WR	Sr.
Garrett Smith	A&M-Commerce	WR	Jr.
Wes Wood	E. New Mexico	QB	Sr.
Mitchell Gale	Abilene Christian	QB	Sr.
Chauncey Harris	Midwestern State	RB	So.
Trent Rios	Incarnate Word	RB	Sr.
<b>Matt Stoll</b>	<b>A&amp;M-Kingsville</b>	<b>PK</b>	<b>Jr.</b>
Arthur Buckingham	Tarleton State	RS	Sr.
<b>Jonathan Woodson</b>	<b>A&amp;M-Kingsville</b>	<b>RS</b>	<b>Sr.</b>
Darrell Cantu-Harkless	Abilene Christian	RS	Jr.

## FIRST TEAM DEFENSE

Tyrell Higgins	West Texas A&M	DT	Sr.
Joey Searcy	Angelo State	DT	Jr.
Ethan Westbrooks	West Texas A&M	DE	Jr.
Rufus Johnson	Tarleton State	DE	Sr.
<b>Jeremy Aguilar</b>	<b>A&amp;M-Kingsville</b>	<b>ILB</b>	<b>Sr.</b>
Marquis Wadley	Tarleton State	ILB	Jr.
Danny Mason	A&M-Commerce	OLB	Sr.
Donald Napoleon	Midwestern State	OLB	So.
Dashaun Phillips	Tarleton State	CB	Jr.
Steven Ford	Abilene Christian	CB	Jr.
LB Suggs	Abilene Christian	S	Sr.
Curtis Slater	West Texas A&M	S	Jr.
Taiyon Jackson	Midwestern State	S	Jr.
Spencer Covey	Abilene Christian	P	Sr.
Avery Rigg	Angelo State	DS	Sr.

## SECOND TEAM DEFENSE

<b>Darnell Hicks</b>	<b>A&amp;M-Kingsville</b>	<b>DT</b>	<b>Sr.</b>
Brian Ford	Tarleton State	DT	Sr.
<b>Zane Brown</b>	<b>A&amp;M-Kingsville</b>	<b>DT</b>	<b>Jr.</b>
Bryan Johnson	West Texas A&M	DE	Jr.
<b>Marquis Singleton</b>	<b>A&amp;M-Kingsville</b>	<b>DE</b>	<b>Sr.</b>
Rush Seaver	Angelo State	ILB	So.
Taylor McCuller	West Texas A&M	ILB	Jr.
Mike Wallace	Abilene Christian	OLB	Sr.
Perron Sellers	E. New Mexico	OLB	Sr.
Coryan Briggs	Midwestern State	CB	Sr.
Devan Avery	Incarnate Word	CB	Sr.
Torian Oakley	West Texas A&M	CB	So.
<b>Steve Harris</b>	<b>A&amp;M-Kingsville</b>	<b>S</b>	<b>Sr.</b>
Alvin Johnson	Angelo State	S	Sr.
Jayson Serda	E. New Mexico	S	Jr.
<b>Angel Millan</b>	<b>A&amp;M-Kingsville</b>	<b>P</b>	<b>Jr.</b>
Ramon Lopez	West Texas A&M	DS	Jr.
Randall Arbuckle	Midwestern State	DS	Sr.

<b>Joseph Vela</b>	<b>A&amp;M-Kingsville</b>	<b>RS</b>	<b>Sr.</b>
Aaron Wampler	West Texas A&M	DT	Sr.
Melvin Shead	Abilene Christian	DT	Jr.
<b>Bobbie Hampton</b>	<b>A&amp;M-Kingsville</b>	<b>DT</b>	<b>Sr.</b>
Nick Richardson	Abilene Christian	DE	So.
Austin Benson	Angelo State	DE	Sr.
Clayton Callicutt	Angelo State	DE	Fr.
<b>Ricky Marshall</b>	<b>A&amp;M-Kingsville</b>	<b>DE</b>	<b>Jr.</b>
Kyle Voss	West Texas A&M	ILB	Jr.
Matt Ellerbrock	Midwestern State	ILB	Sr.
Thor Woerner	Abilene Christian	ILB	Jr.
Seth Bailey	E. New Mexico	ILB	So.
Matt Knicky	Tarleton State	OLB	Sr.
Chris Olson	West Texas A&M	OLB	Jr.
<b>Trevor Pesek</b>	<b>A&amp;M-Kingsville</b>	<b>OLB</b>	<b>Jr.</b>
Dwight Morrison	West Texas A&M	CB	Jr.
Willie Riley	E. New Mexico	CB	Fr.
<b>TJ McCullough</b>	<b>A&amp;M-Kingsville</b>	<b>CB</b>	<b>So.</b>
Chaz Pavliska	Incarnate Word	S	Sr.
Pat Gardner	Midwestern State	S	Sr.
Blair Johnson	Tarleton State	S	Sr.
Angel Lopez	Abilene Christian	S	So.
Charles Moore	Tarleton State	S	So.
Jordan Smith	West Texas A&M	S	Sr.
Kevin VanVorvis	West Texas A&M	P	Jr.
Isaac Arellano	Tarleton State	P	So.
Manny Nunez	Incarnate Word	P	Jr.
Brent Schroeder	Abilene Christian	DS	Jr.
<b>Derek Tesch</b>	<b>A&amp;M-Kingsville</b>	<b>DS</b>	<b>Jr.</b>
Patrick Bettiol	Tarleton State	DS	So.

## TEAM (Single Game)

POINTS – 93, Abilene Christian vs. West Texas A&M, 2008  
KICKING POINTS – 21, Eastern New Mexico vs Southeastern Oklahoma, 2009  
TOUCHDOWNS – 13, Abilene Christian vs. West Texas A&M, 2008  
TOTAL YARDS – 810, Abilene Christian vs. West Texas A&M, 2008  
TOTAL PLAYS – 121, Eastern New Mexico vs Southeastern Oklahoma, 2009  
**RUSHING ATTEMPTS – 96, Texas A&I vs. Angelo St., 1982**  
RUSHING YARDS - 586, SW Texas vs. Prairie View, 1978  
PASSING ATTEMPTS – 95, Eastern New Mexico vs Southeastern Oklahoma, 2009  
PASS COMPLETIONS – 64, Eastern New Mexico vs Southeastern Oklahoma, 2009  
PASSING YARDS – 695, Eastern New Mexico vs Southeastern Oklahoma, 2009  
PASSING TOUCHDOWNS – 7, West Texas St. vs. Texas A&I, 1986; West Texas A&M at Adams St., 2007; East Central vs. Angelo St., 2007; West Texas A&M at Abilene Christian, 2008; Eastern New Mexico vs. Southern Nazarene, 2010  
PUNT RETURNS – 12, East Texas St. vs. North Texas, 1933  
PUNT RETURN YARDS – 224, Angelo St. vs. McMurry, 1969  
KICK RETURNS – 13, East Texas St. vs. Arkansas St., 1987  
**KICK RET. YARDS – 304, Texas A&M-Kingsville vs. West Texas A&M, 2008**  
PUNTS – 32, Sam Houston St. vs. East Texas St., 1946  
PUNTING YARDS – 1,203, Sam Houston St. vs. East Texas St., 1946  
PUNTS (both teams) – 63, Sam Houston St. vs. East Texas St., 1946  
PUNTING YARDS (both teams) – 2,390, Sam Houston St. vs. East Texas St., 1946  
PATs – 11, West Texas A&M vs. N.M. Highlands, 2005; Abilene Christian vs. West Texas A&M, 2008; West Texas A&M at Southwestern Oklahoma, 2010  
PAT ATTEMPTS – 12, East Texas St. vs. Northwestern Okla., 1953; West Texas A&M vs. N.M. Highlands, 2005  
FIELD GOALS – 6, Eastern New Mexico vs Southeastern Oklahoma, 2009  
FIELD GOALS ATTEMPTED – 7, Eastern New Mexico vs Southeastern Oklahoma, 2009  
INTERCEPTIONS – 9, Stephen F. Austin vs. Sam Houston St., 1949  
INT. RETURN (YDS) – 188, Abilene Christian vs. S.F. Austin, 1982  
ATTENDANCE – 24,837, Lone Star Football Festival, 2011  
**FEWEST CARRIES ALLOWED – 12, Texas A&I vs. Tarleton, 1970;** Texas A&M-Commerce vs. West Texas A&M, 2005; Northeastern St. vs. West Texas A&M, 2006; **Texas A&M-Kingsville vs. Eastern New Mexico, 2011**  
FEWEST RUSHING YARDS ALLOWED – Minus-77, McMurry vs. Abilene Christian, 1968  
FEWEST TOTAL YARDS ALLOWED – Minus-38, Tarleton vs. Baptist Christian, 1974  
FEWEST PASS COMPLETIONS ALLOWED – 0, East Texas St. vs. Sam Houston St, 1946; Sam Houston vs. East Texas St., 1946; Howard Payne vs. East Central, 1959; Southwest Texas vs. Texas Lutheran, 1965; Howard Payne vs. Texas A&I, 1959; Southwest Texas vs. Howard Payne, 1965; Stephen F. Austin vs. NW Louisiana, 1971; East Texas St. vs. Angelo St., 1971; Texas A&I vs. Southwest Texas, 1974; Texas A&I vs. Livingston, 1978; Sam Houston St. vs. Stephen F. Austin, 1980; Texas A&I vs. Howard Payne, 1986; Cameron vs. Central St. (Okla.), 1988; Cameron vs. Texas A&I, 1990; East Texas St. vs. Henderson, 1993; Eastern New Mexico vs. Texas A&M Kingsville, 1999; Southwestern Oklahoma vs. Texas A&M Commerce, 2006; Angelo St. vs. Eastern New Mexico, 2007; Abilene Christian vs. Eastern New Mexico, 2007; Northeastern St. at Eastern New Mexico, 2007  
FEWEST PASSING YARDS ALLOWED – 0 (all games above) and Angelo St. vs. Central St. (Okla.), 1973; Southwestern Okla. vs. Okla. Panhandle, 2001; Midwestern St. vs. Western N.M., 2001; Southwestern Oklahoma vs. Texas A&M Commerce, 2006; Angelo St. vs. Eastern New Mexico, 2007; Abilene Christian vs. Eastern New Mexico, 2007; Northeastern St. at Eastern New Mexico, 2007  
FEWEST TOTAL PLAYS ALLOWED – 30, Howard Payne vs. Stephen F. Austin (1959)

## TEAM (Season)

**RUSHING ATTEMPTS – 689, Texas A&I, 1986**  
**RUSHING YARDS – 4,342, Texas A&I, 1986**  
**RUSHING YARDS PER GAME – 395.2, Texas A&I, 1986**  
PASSING ATTEMPTS – 749, Eastern New Mexico, 2009  
PASS COMPLETIONS – 460, Eastern New Mexico, 2009  
PASS COMPLETIONS PER GAME – 41.8, West Texas A&M, 2007  
PASS COMPLETION PCT. – .718 (249-347), Midwestern St., 2009  
PASSING YARDS – 5,155, West Texas A&M, 2007  
PASSING YARDS PER GAME – 448.0, Eastern New Mexico, 2009  
PASSING TOUCHDOWNS – 51, West Texas A&M, 2007  
TOTAL PLAYS – 1,028, Eastern New Mexico, 2009  
TOTAL YARDS – 7,214, West Texas A&M, 2012  
**TOTAL YARDS PER GAME – 569.9, Texas A&I, 1976**  
POINTS – 639, Abilene Christian, 2007  
POINTS PER GAME – 52.3, Abilene Christian, 2008  
KICKING POINTS – 129, West Texas A&M, 2012  
PUNTS – 92, Stephen F. Austin, 1978  
PUNTING YARDS – 3,630, East Texas St., 1986  
WINS – 14, Angelo St., 1978; Southwest Texas, 1982  
**LONGEST WIN STREAK – 42, Texas A&I, 1973-77**  
**LONGEST UNDEFEATED STREAK – 46, Texas A&I, 1973-77**  
FEWEST CARRIES ALLOWED – 289, Texas A&M Commerce, 2006  
FEWEST RUSHING YARDS ALLOWED – 485, East Texas St., 1952  
FEWEST RUSHING YARDS ALLOWED PER GAME – 48.5, East Texas St., 1952  
FEWEST PASS COMPLETIONS ALLOWED – 35, Sam Houston St., 1956  
FEWEST PASSING YARDS ALLOWED – 443, Sam Houston, 1956  
FEWEST PASSING YARDS ALLOWED PER GAME – 49.2, Sam Houston St., 1956  
FEWEST PLAYS ALLOWED – 427, Lamar, 1958  
FEWEST TOTAL YARDS ALLOWED – 1,329, Sam Houston St., 1956; Sam Houston St., 1964  
FEWEST TOTAL YARDS ALLOWED PER GAME – 147.7, Sam Houston St., 1956  
FEWEST POINTS ALLOWED – 34, Southwest Texas St., 1948

**INTERCEPTIONS – 37, Texas A&I, 1970**  
TURNOVERS – 52, East Texas St., 1990  
TURNOVERS PER GAME – 4.7, East Texas St., 1990

## INDIVIDUAL (Career)

**RUSHING ATTEMPTS – 885, Johnny Bailey, Texas A&I, 1986-89**  
**RUSHING YARDS – 6,320, Johnny Bailey, Texas A&I, 1986-89**  
**AVG. YARDS PER RUSH – 7.3, Larry Collins, Texas A&I, 1974-77**  
**AVG. YARDS PER GAME – 162.1, Johnny Bailey, Texas A&I, 1986-89**  
**MOST 100-YARD GAMES – 36, Johnny Bailey, Texas A&I, 1986-89**  
**MOST 200-YARD GAMES – 13, Johnny Bailey, Texas A&I, 1986-89**  
PASSING ATTEMPTS – 1,513, Mitchell Gale, Abilene Christian, 2009-12  
PASS COMPLETIONS – 931, Mitchell Gale, Abilene Christian, 2009-12  
PASS COMPLETION PCT. – .675, Keith Null, West Texas A&M, 2005-08  
PASSING YARDS – 12,109, Mitchell Gale, Abilene Christian, 2009-12  
PASSING YARDS PER GAME – 305.3, Keith Null, West Texas A&M, 2005-08  
PASSING TOUCHDOWNS – 114, Billy Malone, Abilene Christian, 2005-08  
TOTAL PLAYS – 1,821, Jim Ned, Angelo St., 1983-86  
TOTAL YARDS – 12,176, Mitchell Gale, Abilene Christian, 2009-12  
TOTAL YARDS PER GAME – 298.5, Keith Null, West Texas A&M, 2005-08  
RECEPTIONS – 244, Charly Martin, West Texas A&M, 2004-08  
RECEIVING YARDS – 4,108, Charly Martin, West Texas A&M, 2004-08  
RECEIVING YARDS PER GAME – 97.8, Charly Martin, West Texas A&M, 2004-08  
RECEIVING YARDS PER CATCH – 23.2, Romar Crenshaw, Southeastern Oklahoma, 2000-03  
RECEIVING TOUCHDOWNS – 45, Charly Martin, West Texas A&M, 2004-08  
PUNTING AVERAGE – 43.2, Bill Dement, Angelo St., 1968-71  
**PUNT RETURN YARDS – 1,212, Larry Pullin, Texas A&I, 1965-68**  
PUNT RETURN AVG. – 18.5, Curtis Guyton, East Texas St, 1965-66  
**KICK RETURN YARDS – 2,115, Jonathan Woodson, Texas A&M-Kingsville, 2009-present**  
KICK RETURN AVG. – 25.3, Jerry Clement, S. F. Austin, 1962-65  
INTERCEPTIONS – 36, Alfredo Avila, Sul Ross, 1963-66  
INTERCEPTION RETURN YARDS – 535, Aurry Beamom, East Texas St. 1971-74  
**POINTS – 426, Johnny Bailey, Texas A&I, 1986-89**  
**TOUCHDOWNS – 70, Wilbert Montgomery, Abilene Christian, 1973-76; Johnny Bailey, Texas A&I 1986-89**  
PATs – 213, Matt Adams, Abilene Christian, 2005-08  
PAT ATTEMPTS – 222, Matt Adams, Abilene Christian, 2005-08  
CONSECUTIVE PATs – 76, Bryan Thompson, Angelo St., 1987-90  
FIELD GOALS – 59, J.W. Boren, Tarleton St., 1999-2002 (att. 83)  
FIELD GOAL ATTEMPTS – 84, Billy Watkins, E. Texas St, 1990-93  
CONSECUTIVE FGs – 24, Paul Williams, Tarleton St., 2004-Present  
KICKING POINTS – 339, Matt Adams, Abilene Christian, 2005-08  
**ALL-PURPOSE YARDS – 7,803, Johnny Bailey, Texas A&I, 1986-89**

## INDIVIDUAL (Single Game)

POINTS SCORED – 42, Bernard Scott, Abilene Christian vs. West Texas A&M, 2008  
TOUCHDOWNS – 7, Bernard Scott, Abilene Christian vs. West Texas A&M, 2008  
POINTS SCORED KICKING – 21, Taylor Cannon, Eastern New Mexico vs Southeastern Oklahoma, 2009  
RUSHING ATTEMPTS – 49, Kenneth Parks, East Texas St. vs. Carson-Newman, 1972  
RUSHING YARDS – 342, Carlton Booe, Northeastern St. vs. Southeastern Oklahoma, 1998  
PASSING ATTEMPTS – 94, JJ Harp, Eastern New Mexico vs. Southeastern Oklahoma, 2009  
PASS COMPLETIONS – 64, JJ Harp, Eastern New Mexico vs. Southeastern Oklahoma, 2009  
PASSING YARDS – 695, JJ Harp, Eastern New Mexico vs. Southeastern Oklahoma, 2009  
PASSING TOUCHDOWNS – 7, Keith Null, West Texas A&M at Abilene Christian, 2008; Wesley Wood, Eastern New Mexico vs Southern Nazarene, 2010  
TOTAL PLAYS – 102, JJ Harp, Eastern New Mexico vs. Southeastern Oklahoma, 2009  
TOTAL YARDS – 681, JJ Harp, Eastern New Mexico vs. Southeastern Oklahoma, 2009  
RECEPTIONS – 15, Alester Givens, Tarleton St. vs. Midwestern St., 2001; Cory Sims, Texas A&M-Commerce vs. Midwestern, 2002.  
RECEIVING YARDS – 323, Charly Martin, West Texas A&M at Abilene Christian, 2008  
RECEIVING TOUCHDOWNS – 5, Charly Martin, West Texas A&M at Abilene Christian, 2008  
**PUNT RETURNS – 10, Kerry Simien, Texas A&I vs. West Texas A&M, 1988**  
PUNT RETURN YARDS – 224, Bobby Menchaca, Angelo St. vs. McMurry, 1969  
KICK RETURNS – 8, Sam Tarrant, East Texas St. vs. Southwest Texas, 1979; Brandon Williams, Midwestern St. at Abilene Christian, 2008; Kenzee Jackson, Texas A&M-Commerce at Eastern New Mexico, 2010; Tommy Hampton, West Texas A&M at Central Missouri, 2010  
KICK RETURN YARDS – 218, Kenzee Jackson, Texas A&M-Commerce at Eastern New Mexico, 2010  
ALL-PURPOSE YARDS – 409, Bernard Scott, Abilene Christian at West Texas A&M, 2008  
PUNTS – 32, Jan Jones, Sam Houston vs. East Texas St., 1946  
PUNTING YARDS – 1,203, Jan Jones, Sam Houston vs. East Texas St., 1946  
INTERCEPTIONS – 5, Alfredo Avila, Sul Ross vs. East Texas St., 1966  
INTERCEPTION RETURN YARDS – 124, Curtis Slater, West Texas A&M at Angelo St., 2012  
PATs – 11, Matt Adams, Abilene Christian vs. West Texas A&M, 2008; Todd Phillips, West Texas A&M at Southwestern Okla., 2010  
PAT ATTEMPTS – 11, Jack Kyle, Sam Houston vs. Brooke Army, 1949 (made 9); Matt Adams, Abilene Christian vs. West Texas A&M, 2008 (made 11); Todd Phillips, West Texas A&M at Southwestern Oklahoma, 2010 (made 11)

FIELD GOALS – 6, Taylor Cannon, Eastern New Mexico vs Southeastern Oklahoma, 2009  
 FIELD GOALS ATTEMPTED – 7, Taylor Cannon, Eastern New Mexico vs Southeastern Oklahoma, 2009

### INDIVIDUAL (Season)

RUSHING ATTEMPTS – 317, Gerome Castleberry, East Central, 2002  
 RUSHING YARDS – 2,156, Bernard Scott, Abilene Christian, 2008  
 RUSHING YARDS/CARRY – 11.7, Jimmy Pipkin, Midwestern St., 2011  
**RUSHING YARDS/GAME – 182.8, Johnny Bailey, Texas A&I, 1986**  
 RUSHING TOUCHDOWNS – 28, Bernard Scott, Abilene Christian, 2008  
 100-YD RUSHING GAMES – 12, Bernard Scott, Abilene Christian, 2008  
**200-YD RUSHING GAMES – 5, Johnny Bailey, Texas A&I, 1986**  
 PASSING ATTEMPTS – 647, JJ Harp, Eastern New Mexico, 2009  
 PASS COMPLETIONS – 404, JJ Harp, Eastern New Mexico, 2009  
 PASS COMP. PCT. – .720 (118-164), Rahsaan Bell, Midwestern St., 2007  
 PASSING YARDS – 5,097, Keith Null, West Texas A&M, 2008  
 PASSING YARDS/GAME – 437.3, JJ Harp, Eastern New Mexico, 2009  
 PASSING TOUCHDOWNS – 48, Keith Null, West Texas A&M, 2008  
 PASS COMPLETIONS PER GAME – 40.4, JJ Harp, Eastern New Mexico, 2009  
 200-YD PASSING GAMES – 14, Dustin Vaughan, West Texas A&M, 2012  
 TOTAL PLAYS – 734, JJ Harp, Eastern New Mexico, 2009  
 TOTAL YARDS – 4,976, Keith Null, West Texas A&M, 2008  
 TOTAL YARDS/GM – 436.7, JJ Harp, Eastern New Mexico, 2009  
 RECEPTIONS – 96, Tyson Williams, West Texas A&M, 2010  
 RECEIVING YARDS – 1,867, Charly Martin, West Texas A&M, 2008  
 RECEIVING YARDS PER GAME – 143.6, Charly Martin, West Texas A&M, 2008  
 RECEIVING TOUCHDOWNS – 22, Charly Martin, West Texas A&M, 2008  
 PUNT RETURNS – 35, Johnnie Jones, Central Oklahoma, 1998  
**PUNT RETURN YARDS – 526, Byron Shaw, Texas A&I, 1973**  
 PUNT RETURN AVG. – 22.1, Curtis Guyton, East Texas St., 1965  
**KICK RETURNS – 36, Jonathan Woodson, Texas A&M-Kingsville, 2011**  
 KICK RETURN YARDS – 975, Jerome Hewitt, Southeastern Oklahoma, 2009  
 KICK RETURN AVG. - 38.0, David Hurst, East Texas St., 1949  
 PUNTS – 89, Rick Kinsey, Stephen F. Austin, 1978  
 PUNTING YARDS – 3,509, Dan Roberson, East Texas St., 1986  
 PUNTING AVG. – 46.8, Bill Huffman, Sul Ross, 1960  
 INTERCEPTIONS – 14, Alfredo Avila, Sul Ross, 1966  
 INT. RETURN YARDS – 318, Autry Beamon, East Texas St., 1972  
 POINTS – 204, Bernard Scott, Abilene Christian, 2008  
 TOUCHDOWNS – 34, Bernard Scott, Abilene Christian, 2008  
 PATs – 82, Matt Adams, Abilene Christian, 2007  
 PAT ATTEMPTS – 86, Matt Adams, Abilene Christian, 2007  
 CONSECUTIVE PATs – 61, Sergio Castillo Jr., West Texas A&M, 2012  
 FIELD GOALS – 21, Morgan Lineberry, Abilene Christian, 2010  
 FIELD GOAL ATTEMPTS – 30, Jared Homer, Northeastern St., 2008; Morgan Lineberry, Abilene Christian, 2010  
 CONSECUTIVE FIELD GOALS: 15, Paul Williams, Tarleton St., 2005; Sergio Castillo Jr., West Texas A&M, 2012  
 FG ACCURACY: 100% (15-15), Paul Williams, Tarleton St., 2005  
 KICKING POINTS – 129, Sergio Castillo Jr., West Texas A&M, 2012  
 ALL-PURPOSE YARDS – 2,982, Bernard Scott, Abilene Christian, 2008

### SINGLE-GAME SUPERLATIVES

LONGEST RUN – 99, JT Thompson, Eastern New Mexico vs. East Central, 2007; Keithon Flemming, West Texas A&M vs. Angelo St., 2007  
 LONGEST PASS – 99, Binky Ford to Frankie Reescano, Sam Houston St. vs. Howard Payne, 1980; Matt Morris to Casey Cowan, Texas A&M-Commerce vs. Midwestern St., 1997; Taylor Harris to Stephen Burton, West Texas A&M vs. Tarleton St., 2010; Jake Glover to Vernon Johnson, Midwestern St. vs. Abilene Christian, 2011; Jake Fenske to Cordell Valentine, Tarleton St. at North Alabama, 2012  
**LONGEST PUNT RETURN – 100, Leonard Avery, Texas A&I vs. Slippery Rock, 1976; Marcus Bonner, Texas A&I vs. Northern Arizona, 1980;** Justin Parson, Tarleton St. vs. Central Okla., 2003  
**LONGEST KICK RETURN – 100, Johnny Stovall, North Texas vs. Sam Houston St., 1936;** Bob Sloan, East Texas St. vs. Midwestern St., 1950; Marvin Brown, East Texas St. vs. Midwestern St., 1951; Gary Berry, East Texas St. vs. Sam Houston, 1958; **Dwight Harrison, Texas A&I vs. Southwest Texas, 1967;** Wylie Turner, Angelo St. vs. Sam Houston, 1976; ; Joe Ferris, Southwest Texas vs. Stephen F. Austin, 1980; Steve Parker, Abilene Christian vs. Angelo St., 1982; Rufus Smith, Eastern New Mexico vs. Howard Payne, 1985; Darrell Whitaker, Eastern New Mexico vs. N.M. Highlands, 1994; Jurome Lee, Angelo St. vs. West Texas A&M, 1995; **Norman Miller, Texas A&M-Kingsville vs. Portland St., 1995;** Cliff Douglas, West Texas A&M vs. Southwestern Okla., 1996; Kareem Larrimore, West Texas A&M vs. Okla. Panhandle St., 1998; **Derrick Foster, Texas A&M-Kingsville vs. Angelo St., 1999;** Anthony Armstrong, West Texas A&M vs. Eastern N.M., 2003; Corey White, Eastern N.M. vs. Southwestern Okla., 2004; Kyle Fox, Angelo St. vs. Western St., 2005; Justin Johnson, Abilene Christian vs Eastern New Mexico, 2009  
**LONGEST INT. RETURN – 100, Robby Robinett, Southwest Texas vs. Lamar, 1959;** Richey Robertson, Stephen F. Austin vs. East Central, 1966; **Byron Shaw, Texas A&I vs. Sul Ross, 1972;** James Cross, Angelo St. vs. Sul Ross, 1974; **Emmuel Thompson, Texas A&I vs. Central St. (Okla.), 1979;** B. Tillman Harding vs. Northeastern St., 1999; Tonmar Johnson, Eastern New Mexico vs. Midwestern St., 1999; Justin Hibler, Eastern N.M. vs. Texas A&M-Kingsville, 2000; Fred Shaw, Central Okla. vs. Tarleton St., 2004; Markell

Walker, East Central at Southeastern Okla., 2010; Cory Whitfield, Texas A&M-Commerce vs Texas A&M-Kingsville, 2011  
 LONGEST PUNT – 89, Mark Bounds, West Texas St. vs. Central St. (Okla.), 1990  
 LONGEST FIELD GOAL – 69, Ove Johansson, Abilene Christian vs. East Texas St., 1976.

### TOP 10 LSC CAREER RUSHING

<b>6,320</b>	<b>Johnny Bailey (Texas A&amp;I) 1986-89</b>
<b>4,654</b>	<b>Heath Sherman (Texas A&amp;I) 1985-88</b>
<b>4,511</b>	<b>Larry Collins (Texas A&amp;I) 1974-77</b>
4,359	DeWayne Miles (WTAMU) 1998-01
4,321	Bernard Scott (ACU) 2007-08
4,285	Arthur James (ETSU) 1966-69
<b>4,038</b>	<b>Larry Williams (TAMUK) 2001-04</b>
3,884	Michael Benton (ENMU) 2004-07
3,747	Aundra Thompson (ETSU) 1972-75
3,741	Jerry Austin (ASU) 1969-72

### LSC ANNUAL RUSHING LEADER

Year	Player	Yards
2012	Khiry Robinson, WTAMU	1,621
2011	Keidrick Jackson, MSU	1,044
2010	Josh Birmingham, UCO	1,250
<b>2009</b>	<b>Fred Winborn, Texas A&amp;M-Kingsville</b>	<b>1,295</b>
2008	Bernard Scott, ACU	2,156
2007	Bernard Scott, ACU	2,165
2006	Daniel Polk, MSU	1,199
2005	Derrick Ross, TSU	1,512
2004	Derrick Ross, TSU	1,560
<b>2003</b>	<b>Larry Williams, Texas A&amp;M-Kingsville</b>	<b>1,570</b>
2002	Gerome Castleberry, ECU	1,379
2001	Gerome Castleberry, ECU	1,308
2000	DeWayne Miles, WTAMU	1,524
1999	Carlton Booe, NSU	1,370
1998	Reggie Donner, UCO	1,432
1997	Chris Pierson, Harding	1,299
1996	Jubarko Gaines, UCO	1,233
1995	Derrick Johnson, ENMU	1,265
1994	Joe Aska, UCO	1,629
1993	Tyrone Jones, UCO	1,108
1992	Tyrone Jones, UCO	1,075
1991	Landrum Hale, ENMU	1,098
1990	Andre Tucker, ENMU	965
<b>1989</b>	<b>Johnny Bailey, Texas A&amp;I</b>	<b>1,269</b>
<b>1988</b>	<b>Johnny Bailey, Texas A&amp;I</b>	<b>1,442</b>
<b>1987</b>	<b>Johnny Bailey, Texas A&amp;I</b>	<b>1,598</b>
<b>1986</b>	<b>Johnny Bailey, Texas A&amp;I</b>	<b>2,011</b>
<b>1985</b>	<b>Heath Sherman, Texas A&amp;I</b>	<b>1,111</b>
1984	Anthony Thomas, ACU	1,096
1983	Ricky Dirks, ETSU	1,299
1982	Roger Wiley, SHSU	1,079
1981	Cary Noiel, ETSU	1,307
1980	Anthony Jonson, ASU	1,003
1979	Paul Hood, SFA	1,332
1978	Jerry Aldridge, ASU	1,493
1977	Mike Richardson, ETSU	1,095
<b>1976</b>	<b>Larry Collins, Texas A&amp;I</b>	<b>1,185</b>
1975	Aundra Thompson, ETSU	1,976
<b>1974</b>	<b>Don Hardeman, Texas A&amp;I</b>	<b>1,355</b>
1973	Craig Powell, ETSU	1,029
1972	Kenneth Parks, ETSU	1,302
1971	Jerry Austin, ASU	1,199
1970	Jerry Austin, ASU	1,263
1969	Arthur James, ETSU	1,334
1968	Arthur James, ETSU	1,538
1967	Arthur James, ETSU	963
1966	Danny Foust, Sul Ross	657
1965	Reece Morrison, SWT	919
1964	A.C. Lex, Sul Ross	657
1963	Jerry Clement, SFA	640
1962	Dee White, SWT	707
<b>1961</b>	<b>Sid Blanks, Texas A&amp;I</b>	<b>609</b>
<b>1960</b>	<b>Sid Blanks, Texas A&amp;I</b>	<b>550</b>
1959	Sam McCord, ETSU	887
1958	George Jackson, SHSU	652
1957	Bob Nance, Lamar	658
1956	Bob Grisham, SHSU	706
1955	Bennie Boles, SHSU	906
1954	Norm Cash, Sul Ross	1,225
1953	Mac Moore, SHSU	793
1952	Don Bingham, Sul Ross	1,090
1951	Mac Moore, SHSU	1,014
1950	Charles Boyles, Sul Ross	1,036

### LSC ANNUAL PASSING LEADERS

Year	Player	Yards
------	--------	-------

2012	Dustin Vaughan, WTAMU	4,712
2011	Mitchell Gale, ACU	3,823
2010	Taylor Harris, WTAMU	4,806
2009	JJ Harp, ENMU	4,373
2008	Keith Null, WTAMU	5,097
2007	Keith Null, WTAMU	4,134
2006	Dalton Bell, WTAMU	3,998
2005	Dalton Bell, WTAMU	3,799
2004	Derek Maupin, WTAMU	3,461
2003	Cliff Watkins, TSU	3,547
2002	Pete Darnell, ECU	2,311
2001	Steve Kelly, TSU	3,077
2000	Steve Kelly, TSU	2,782
1999	Luke Cullins, Harding	2,648
1998	Mitch Brown, MSU	2,503
1997	Chad Cole, TSU	2,674
1996	Chad Cole, TSU	2,503
1995	Grady Benton, WTAMU	2,077
1994	Mike Jinks, ASU	1,897
1993	Rex Lamberti, ACU	2,052
1992	Wilbur Odom, ASU	1,799
1991	Bobby Bounds, ETSU	1,825
1990	Bobby Bounds, ETSU	1,905
1989	Mickey Russell, ASU	2,206
1988	Doak Taylor, WTSU	2,379
1987	Royce Slechta, ETSU	2,105
1986	Tod Mayfield, WTSU	3,664
1985	Rex Lamberti, ACU	3,010
1984	Bruno Briones, ETSU	1,839
1983	Kyle Mackey, ETSU	1,960
1982	Loyal Proffitt, ACU	2,243
1981	Loyal Proffitt, ACU	2,306
1980	Wade Wilson, ETSU	1,978
1979	John Mayes, ACU	2,352
1978	John Mayes, ACU	2,535
1977	John Mayes, ACU	2,201
1976	Jim Reese, ACU	2,309
1975	Jim Reese, ACU	2,355
1974	Lynn Leonard, ASU	1,679
1973	Clint Longley, ACU	2,719
1972	Will Cureton, ETSU	1,292
1971	Jim Duncan, SWT	1,442
1970	Jim Dietz, ETSU	2,000
1969	Robert Pearce, SFA	2,104
1968	J.D. McMahon, TSU	2,079
1967	Jesse Perkins, SWT	1,625
<b>1966</b>	<b>Terry Oglesby, Texas A&amp;I</b>	<b>1,262</b>
1965	Luz Pedraza, Sul Ross	1,505
<b>1964</b>	<b>Randy Johnson, Texas A&amp;I</b>	<b>1,414</b>
1963	Don Leineweber, SWT	1,134
1962	Windell Hebert, Lamar	1,112
1961	Windell Hebert, Lamar	1,138
1960	James Williams, ETSU	800
1959	Harold Stephens, SFA	1,265
1958	Dale Byerly, HPU	950
1957	George Parks, Lamar	701
1956	Votto Gaddis, SFA	846
1955	Bobby McBride, SWT	906
1954	Allen Boren, SHSU	837
1953	Pence Dacus, SWT	1,654
1952	Don Gottlob, SHSU	2,325
1951	James Gray, ETSU	1,186
1950	Charles Lafoon, Sul Ross	959

### LSC ANNUAL SCORING LEADERS

Year	Player	Points
2012	Sergio Castillo, WTAMU	129
2011	Keidrick Jackson, MSU	114
2010	Josh Birmingham, UCO	126
<b>2009</b>	<b>Fred Winborn, Texas A&amp;M-Kingsville</b>	<b>114</b>
2008	Bernard Scott, ACU	204
2007	Bernard Scott, ACU	234
2006	Ulysses Odoms, MSU	96
2005	Kyle Fox, ASU	114
2004	Derrick Ross, TSU	134
<b>2003</b>	<b>Larry Williams, Texas A&amp;M-Kingsville</b>	<b>114</b>
<b>2002</b>	<b>Larry Williams, Texas A&amp;M-Kingsville</b>	<b>108</b>
2001	Romar Crenshaw, SOSU	114
2000	Dominic Rhodes, MSU	108
1999	Carlton Booe, NSU	102
1998	Carlton Booe, NSU	104
1997	Chris Pierson, Harding	78
	Chris Brazzell, ASU	78
	Ryan Logan, UCO	78
1996	Jubarko Gaines, UCO	78
1995	Jason Smith, ETSU	90

1994	Joe Aska, UCO	92
1993	Angel Alvarez, ACU	60
	Glenn Starks, UCO	60
1992	Michael Hightower, ETSU	78
	Billy Watkins, ETSU	78
1991	Billy Watkins, ETSU	83
1990	Billy Watkins, ETSU	76
<b>1989</b>	<b>Johnny Bailey, Texas A&amp;I</b>	<b>96</b>
<b>1988</b>	<b>Heath Sherman, Texas A&amp;I</b>	<b>120</b>
<b>1987</b>	<b>Johnny Bailey, Texas A&amp;I</b>	<b>120</b>
<b>1986</b>	<b>Heath Sherman, Texas A&amp;I</b>	<b>138</b>
1985	Wesley Williams, ASU	114
<b>1984</b>	<b>Neal La Hue, Texas A&amp;I</b>	<b>68</b>
1983	Boo Jones, ACU	68
1982	Ron Jacoby, SWT	72
1981	Donnie Williams, SWT	96
<b>1980</b>	<b>Marcus Bonner, Texas A&amp;I</b>	<b>78</b>
1979	Paul Hood, SFA	104
1978	Jerry Aldridge, ASU	84
1977	Alex Davis, ACU	100
<b>1976</b>	<b>Larry Collins, Texas A&amp;I</b>	<b>82</b>
	<b>Richard Ritchie, Texas A&amp;I</b>	<b>82</b>
1975	Aundra Thompson, ETSU	126
1974	Wilbert Montgomery, ACU	102
1973	Wilbert Montgomery, ACU	188
1972	Kenneth Parks, ETSU	72
1971	Charles Louis, Howard Payne	84
	Bobby Hammer, Howard Payne	84
1970	Willie Dickson, Sul Ross	102
1969	Arthur James, ETSU	86
	George Daskalakes, ETSU	86
1968	Arthur James, ETSU	80
1967	David Morrison, SWT	114
1966	David Morrison, SWT	59
1965	Jacob Henry, Sul Ross	72
1964	Joe Bednarski, SWT	48
1963	Rex Turner, SWT	78
1962	Rex Turner, SWT	58
1961	Bobby Jancik, Lamar	62
<b>1960</b>	<b>Sid Blanks, Texas A&amp;I</b>	<b>66</b>
1959	Ronnie Fontenot, Lamar	67
1958	Joe Harbour, ETSU	54
1957	Gary Berry, ETSU	66
1956	Bobby Grisham, Sam Houston St.	60
1955	Bennie Boles, Sam Houston St.	60
1954	Bobby Baldwin, Sam Houston St.	80
1953	Mac Moore, Sam Houston St.	71
1952	Marvin Brown, ETSU	114
1951	Marvin Brown, ETSU	102
1950	Jack Kyle, Sam Houston St.	70
1949	Jack Kyle, Sam Houston St.	58
1948	Gerald Leverman, Trinity	78
1947	Edward Matson, Trinity	73
1941	J.C. Meeks, ETSU	47
1940	Don Hightower, Sam Houston St.	49

### LSC ANNUAL FOOTBALL CHAMPIONS

1932	North Texas St.
1933	East Texas St.
1934	East Texas St.
1935	East Texas St., North Texas St., Stephen F. Austin
1936	North Texas St.
1937	East Texas St.
1938	East Texas St.
1939	North Texas St.
1940	North Texas St.
1941	North Texas St.
1942	East Texas St.
1946	North Texas St.
1947	North Texas St.
1948	Southwest Texas St.
1949	East Texas St.
1950	Sul Ross St.
1951	East Texas St.
1952	East Texas St.
1953	East Texas St.
1954	East Texas St., Southwest Texas St.
1955	East Texas St., Southwest Texas St., Sam Houston St.
1956	Sam Houston St.
1957	East Texas St., Lamar
1958	East Texas St.
<b>1959</b>	<b>East Texas St., Texas A&amp;I</b>
<b>1960</b>	<b>Texas A&amp;I</b>
1961	Sam Houston St.
<b>1962</b>	<b>Texas A&amp;I</b>
1963	Southwest Texas St.

1964 Sam Houston St.  
 1965 Sul Ross St.  
 1966 East Texas St.  
 1967 **Texas A&I**  
 1968 **Texas A&I**  
 1969 East Texas St., **Texas A&I**  
 1970 **Texas A&I**  
 1971 Southwest Texas St., Howard Payne  
 1972 East Texas St.  
 1973 Abilene Christian  
 1974 **Texas A&I**  
 1975 **Texas A&I**  
 1976 **Texas A&I**  
 1977 Abilene Christian, **Texas A&I**  
 1978 Angelo St.  
 1979 **Texas A&I**  
 1980 Southwest Texas St.  
 1981 Southwest Texas St.  
 1982 Southwest Texas St.  
 1983 East Texas St., Southwest Texas St.  
 1984 Angelo St.  
 1985 **Texas A&I**  
 1986 West Texas St.  
 1987 Angelo St., **Texas A&I**  
 1988 **Texas A&I**  
 1989 **Texas A&I**  
 1990 East Texas St.  
 1991 Eastern New Mexico  
 1992 **Texas A&I**  
 1993 **Texas A&M-Kingsville**  
 1994 **Texas A&M-Kingsville**  
 1995 **Texas A&M-Kingsville**  
 1996 **Texas A&M-Kingsville**  
 1997 **Texas A&M-Kingsville**  
 1998 Central Oklahoma  
 1999 Northeastern St., Central Oklahoma,  
 Southeastern Oklahoma  
 Northeastern St.  
 2000 **Texas A&M-Kingsville**, Tarleton St.  
 2001 **Texas A&M-Kingsville**  
 2002 **Texas A&M-Kingsville**  
 2003 **Texas A&M-Kingsville**  
 2004 **Texas A&M-Kingsville**  
 2005 West Texas A&M  
 2006 West Texas A&M  
 2007 West Texas A&M  
 2008 Abilene Christian  
 2009 Midwestern St., **Texas A&M-Kingsville**,  
 Tarleton St.  
 2010 Abilene Christian  
 2011 Midwestern St.  
 2012 Midwestern St.

### **LSC Football Championships By School**

**Texas A&M-Kingsville (formerly Texas A&I) - 27**; Texas A&M-Commerce (formerly East Texas St.) - 20; Southwest Texas St. - 9; North Texas - 8; West Texas A&M (formerly West Texas St.) - 4; Sam Houston St. - 4  
 Abilene Christian - 4; Angelo St. - 3; Midwestern St. - 3; Sul Ross St. - 2; Central Oklahoma - 2; Northeastern St. - 2; Tarleton St. - 2; Southeastern Oklahoma - 1; Stephen F. Austin - 1; Howard Payne - 1; Lamar - 1; Eastern New Mexico - 1

### **LSC Offensive Player of the Year**

2012 Dustin Vaughan, West Texas A&M  
 2011 Brandon Kelsey, Midwestern St.

### **LSC Offensive Back of the Year**

2012 Khiry Robinson, West Texas A&M  
 2011 Mitchell Gale, Abilene Christian  
 2010 N: Wes Wood, Eastern New Mexico and Baylen Lairy, Southeastern Okla.  
 S: Mitchell Gale, Abilene Christian  
 2009 N: Jason Palmer, Central Oklahoma  
 S: Zack Eskridge, Midwestern St. and Keithon Flemming, West Texas A&M  
 2008 N: Marcus Johnson, East Central  
 S: Bernard Scott, Abilene Christian  
 2007 N: Marcus Johnson, East Central  
 S: Bernard Scott, Abilene Christian  
 2006 N: Justin Pitrucha, Southeastern Okla. and Cliff Edwards, Texas A&M-Commerce  
 S: Michael Sampson, Tarleton  
 2005 N: Cliff Edwards, Texas A&M-Commerce  
 S: Derrick Ross, Tarleton  
 2004 N: Drew Beard, Southeastern Okla.

2003 **S: Daniel Taylor, Texas A&M-Kingsville**  
 N: Drew Beard, Southeastern Okla.  
**S: Daniel Taylor, Texas A&M-Kingsville**  
 2002 N: Jerome Castleberry, East Central  
**S: Abel Gonzales, Texas A&M-Kingsville**  
 2001 N: Brett Manning, Central Oklahoma  
 S: Steve Kelly, Tarleton  
 2000 N: Damian Everett, Northeastern St.  
 S: Steve Kelley, Tarleton  
 1999 N: Carlton Booe, Northeastern St.  
 S: Bobby Rodriguez, Eastern New Mexico  
 1998 N: Reggie Donner, Central Oklahoma  
 S: Bryan Gilmore, Midwestern St.  
 1997 N: Chris Pierson, Harding  
 S: Erik Hartman, Angelo St.  
 1996 Jubarko Gaines, Central Oklahoma  
 1995 Derrick Johnson, Eastern New Mexico  
 1994 Joe Aska, Central Oklahoma  
 1993 Rex Lamberti, Abilene Christian  
 1992 Anthony Brooks, Texas A&M-Commerce  
 1991 Bobby Bounds, Texas A&M-Commerce  
 1990 Bobby Bounds, Texas A&M-Commerce  
**1988 Heath Sherman, Texas A&I**  
**1986 Johnny Bailey, Texas A&I and Heath Sherman, Texas A&I**

### **LSC Wide Receiver of the Year**

2012 Torrance Allen, West Texas A&M and **Robert Armstrong, Texas A&M-Kingsville**  
 2011 David Little, Midwestern St.  
 2010 N: Trey McVey, Northeastern St.  
 S: Edmund Gates, Abilene Christian  
 2009 N: Daniel Nichols, Southeastern Okla.  
 S: Andy Tanner, Midwestern St.  
 2008 N: Willie Thornton, Texas A&M-Commerce  
 S: Charly Martin, West Texas A&M  
 2007 N: JaMichael Palmer, Texas A&M-Commerce  
 S: Johnny Knox, Abilene Christian  
 2006 N: Jarrett Byers, Northeastern St.  
 S: Jerale Badon, Abilene Christian  
 2005 N: Jeremie Berry, Southeastern Okla. and Danny Howards, Southwestern Okla.  
 S: Tonae Martin, West Texas A&M  
 2004 N: Zach Edwards, Central Oklahoma  
**S: Maurice Washington, Texas A&M-Kingsville**  
 2003 N: Romar Crenshaw, Southeastern Okla.  
 S: Anthony Armstrong, West Texas A&M  
 2002 N: Dee Dee Carter, Central Oklahoma  
**S: Gary Lusk, Texas A&M-Kingsville**  
 N: Dee Dee Carter, Central Oklahoma  
**S: Eric Spencer, Texas A&M-Kingsville**  
 2001 N: Shevron Glover, Southwestern Okla.  
 S: Chris Chambers, Tarleton

### **LSC Offensive Lineman of the Year**

2012 Ken Van Heule, Midwestern St.  
 2011 Amini Silatolu, Midwestern St.  
 2010 N: Carlos Savala, East Central  
 S: Royland Tubbs, Abilene Christian and Amini Silatolu, Midwestern St.  
 2009 N: Luke Sapolu, Central Oklahoma and R.J. Brisbon, Texas A&M-Commerce  
 S: Tony Washington, Abilene Christian  
 2008 N: Dustin Flinn, Central Oklahoma and R.J. Brisbon, Texas A&M-Commerce  
 S: Tony Washington, Abilene Christian  
 2007 N: Austin Ellis Southwestern Okla. and Darron Sheppard, Texas A&M-Commerce  
 S: Nathan Young, Abilene Christian  
 2006 N: Rayshaun Hollings, Southeastern Okla.  
 S: Nathan Young, Abilene Christian  
 2005 N: Ryan Graves, Texas A&M-Commerce  
 S: Sam Skidmore, Tarleton  
 2004 N: Sam Skidmore, Tarleton  
 S: Pat McCoy, West Texas A&M  
 2003 N: Kert Turner, Tarleton  
**S: Kevin Palmer, Texas A&M-Kingsville**  
 2002 N: Micah Lomas, Northeastern St.  
**S: Walter Wigfall, Texas A&M-Kingsville**  
 2001 N: Micah Lomas, Northeastern St.  
 S: Ryan Seward, Tarleton  
 2000 N: Joe Jones, Southeastern Okla.  
**S: Robert Garza, Texas A&M-Kingsville**  
 N: Joe Jones, Southeastern Okla. and Chris Meredith, Northeastern St.  
**S: Robert Garza, Texas A&M-Kingsville**

1998 N: John Fitzgerald, Central Oklahoma  
 S: James Dearth, Tarleton  
 1997 N: Dustin McNeal, Central Oklahoma  
 S: Trent Dagen, Texas A&M-Commerce  
**1996 Todd Perkins, Texas A&M-Kingsville**  
**1995 Jermame Mayberry, Texas A&M-Kingsville**  
**1994 Kevin Dogins, Texas A&M-Kingsville**  
 1993 Keith Wagner, Abilene Christian  
**1992 Earl Dotson, Texas A&I**  
**1991 Brian Nielsen, Texas A&I**  
**1990 Keithen Degrate, Texas A&I**  
**1988 Rod Mounts, Texas A&I**  
**1987 Moses Horn, Texas A&I**  
**1986 Moses Horn, Texas A&I**  
 1985 Pat Graves, Angelo St.  
 1984 Dan Remsberg, Abilene Christian

### **LSC Freshman of the Year**

2012 Ckayton Callicut, Angelo St.  
 2011 Jimmy Pipkin, Midwestern St.  
 2010 N: Josh Birmingham, Central Oklahoma  
 S: Daryl Cantu-Harkless, Abilene Christian  
 2009 N: Michael Yoder, Northeastern St.  
 S: Dakarai Pecikonis, Angelo St.  
 2008 N: Luke Lundy, Southwestern Okla.  
 S: Aston Whiteside, Abilene Christian  
 2007 N: Jake Olivarez, Southeastern Okla., Chris Miller, Texas A&M-Commerce and Jon Evans, Northeastern St.  
 S: Keithon Flemming, West Texas A&M  
 2006 N: Daniel Nichols, Southeastern Okla.  
 S: Tony Harp, Abilene Christian and Roderick Smith, Tarleton  
 2005 N: Justin Pitrucha, Southeastern Okla.  
 S: Kyle Fox, Angelo St.  
 2004 N: Tywain Myles, Tarleton and Drew Rigsby, Southwestern Okla.  
 S: Daniel Polk, Midwestern St.  
 2003 N: Jeremy Maddins, Tarleton  
 S: Danieal Manning, Abilene Christian  
 2002 N: Willie Lane, East Central  
 S: Dwayne Davis, Eastern New Mexico  
 2001 N: Jim Jenkins, Southwestern Okla.  
 S: Kyle Masters, Tarleton  
 2000 N: Donald Ponds, Northeastern St.  
 S: Eric Mims, Eastern New Mexico  
 1999 N: Micah Lomas, Northeastern St. and Nathan Sayer, Ouachita Baptist  
 S: Adrian Barnes, Texas A&M-Commerce  
 N: Claude Davis, Central Oklahoma  
**S: Kiah Johnson, Texas A&M-Kingsville**  
 N: Brad Shea, Central Oklahoma  
 S: DeWayne Miles, West Texas A&M  
**1996 Reggie Durden, Texas A&M-Kingsville**  
 1995 David Dell, Texas A&M-Commerce  
 1994 Richard Wooten, Abilene Christian  
**1993 Larry Young, Texas A&M-Kingsville**  
 1992 Greg Stokes, Angelo St. and Brian Barnett, Eastern New Mexico  
 1991 Ethan Sheffield, Abilene Christian  
 1990 Billy Watkins, Texas A&M-Commerce  
 1989 Michael Ivory, Cameron  
 1988 Rich Stephens, West Texas A&M  
**1987 Johnny Eaton, Texas A&I and Jarrod Owens, Texas A&M-Commerce**  
**1986 Johnny Bailey, Texas A&I**  
**1985 Heath Sherman, Texas A&I**  
**1984 Mike Dyal, Texas A&I**  
 1983 Tollie Royal, Sam Houston St.  
 1982 Melvin White, Stephen F. Austin  
 1981 Loyal Proffitt, Abilene Christian  
 1980 Willie Kerley, Abilene Christian  
 1979 Norris Powell, Southwest Texas St.  
 1978 Tony January, Sam Houston St. and Mike Miller, Southwest Texas St.  
 1977 Danny Kirk, Texas A&M-Commerce  
 1976 Elvis Shaw, Southwest Texas St.  
 1975 Jerry Aldridge, Angelo St.  
**1974 Larry Collins, Texas A&I**  
 1973 Wilbert Montgomery, Abilene Christian  
 1972 Larry Mayer, Stephen F. Austin  
 1971 Charley Franklin, Angelo St.

### **LSC Defensive Player of the Year**

2012 Ethan Westbrook, West Texas A&M  
 2011 Aston Whiteside, Abilene Christian

### LSC Defensive Lineman of the Year

2012	Rufus Johnson, Tarleton St.
2011	Aston Whiteside, Abilene Christian
2010	N: Armonty Bryant, East Central S: Aston Whiteside, Abilene Christian
2009	N: William Green, Texas A&M-Commerce S: Eugene Sims, West Texas A&M
2008	N: Ricky Hope, Texas A&M-Commerce S: Aston Whiteside, Abilene Christian, <b>Jimmy Saddler-McQueen, Texas A&amp;M-Kingsville</b> and Eugene Sims, West Texas A&M
2007	N: Marcus Smith, Texas A&M-Commerce S: Brandon Swain, West Texas A&M
2006	N: Brad Hill, Southeastern Okla. and Sean McKinney, Texas A&M-Commerce S: Tywain Myles, Tarleton
2005	N: Terrance Smith, Texas A&M-Commerce S: Clayton Farrell, Abilene Christian
2004	N: Justin Brown, East Central S: Clayton Farrell, Abilene Christian and Wilbert Martin, Texas A&M-Kingsville
2003	N: Reggie Johnson, Southeastern Okla. S: Derrick Crawford, Texas A&M-Commerce
2002	N: Kevin Mohr, Tarleton <b>S: Mike Clay, Texas A&amp;M-Kingsville</b>
2001	N: Michael Matthew, Northeastern St. <b>S: Mike Clay, Texas A&amp;M-Kingsville</b>
2000	N: Rod Kelly, Northeastern St. S: Curry Dawson, Angelo St.
1999	N: Claude Davis, Central Oklahoma S: Antonio Wilson, Texas A&M-Commerce
1998	N: Johnny Luter, Central Oklahoma S: Michael Walton, Eastern New Mexico
1997	N: Chad Gruver, Central Oklahoma S: Junior Filikitonga, Abilene Christian
1996	Johnny Luter, Central Oklahoma
1995	Greg Stokes, Angelo St.
1994	Greg Stokes, Angelo St.
1993	<b>Moke Simon, Texas A&amp;M-Kingsville</b>
1992	J.D. Garland, Angelo St.
1991	Terry Tilton, Angelo St.
1990	Michael Sinclair, Eastern New Mexico
1989	<b>John Randle, Texas A&amp;I</b>
1988	<b>John Randle, Texas A&amp;I</b>
1986	Pierce Holt, Angelo St.

### LSC Linebacker of the Year

2012	Danny Mason, Texas A&M-Commerce
2011	<b>Jeremy Aguilar, Texas A&amp;M-Kingsville</b>
2010	N: Johnny Evans, Northeastern St. <b>S: Tressor Baptiste, Texas A&amp;M-Kingsville</b>
2009	N: Cory Whitfield, Texas A&M-Commerce S: Marcus Phillips, Tarleton
2008	N: K.C. Asiodu, Central Oklahoma and Ruzell McCoy, Southwestern Okla. S: Jared Brock, West Texas A&M
2007	N: Will Clewis, Central Oklahoma S: Jared Brock, West Texas A&M
2006	N: Will Clewis, Central Oklahoma S: Erick Smith, Tarleton
2005	N: J.D. Hearn, Texas A&M-Commerce <b>S: Deandrae Fillmore, Texas A&amp;M-Kingsville</b>
2004	N: Ken Jones, Tarleton and Chris Sawyer, Southeastern Okla. <b>S: Deandrae Fillmore, Texas A&amp;M-Kingsville</b> and James Williamson, Angelo St.
2003	N: Derek Thomas, Tarleton S: Jarred Williams, Texas A&M-Commerce
2002	N: Kwame Ferguson, East Central S: Chaun Thompson, West Texas A&M
2001	N: Columbus Wooley, Midwestern St. <b>S: Kiah Johnson, Texas A&amp;M-Kingsville</b>
2000	N: Van Cleave, Northeastern St. <b>S: Kiah Johnson, Texas A&amp;M-Kingsville</b>

### LSC Defensive Back of the Year

2012	LB Suggs, Abilene Christian
2011	Dashaun Phillips, Tarleton
2010	N: Tillman Stevens, Eastern New Mexico S: Tae Evans, West Texas A&M
2009	N: Giorgio Durham, Central Oklahoma S: Tony Harp, Abilene Christian and Micah Hill, Midwestern St.
2008	N: Broderick Mondy, Northeastern St.

2007	<b>S: Jabir Perkins, Texas A&amp;M-Kingsville</b> N: Broderick Mondy, Northeastern St. S: Ranardick Phillips, Tarleton
2006	N: Darwin Peterson, Texas A&M-Commerce S: Ranardick Phillips, Tarleton
2005	N: Norman Dawson, Southeastern Okla. S: Ranardick Phillips, Tarleton
2004	N: Courtenay Sanders, Tarleton S: Danieal Manning, Abilene Christian
2003	N: Terry Grayson, Northeastern St. <b>S: Eddie Moten, Texas A&amp;M-Kingsville</b>
2002	N: Brandon Young, Tarleton <b>S: Nicholas Davis, Texas A&amp;M-Kingsville</b>
2001	N: Germont Jackson, Midwestern St. S: Charles Davis, Tarleton
2000	N: Cecil Deckard, Southwestern Okla. <b>S: J.R. Turner, Texas A&amp;M-Kingsville</b>
1999	N: Itis Atkinson, Northeastern St. S: Kareem Larimore, West Texas A&M
1998	N: Brandon Carder, Central Oklahoma <b>S: Cedric Johnson, Texas A&amp;M-Kingsville</b>
1997	N: Landon Curtis, Southwestern Okla. S: Victor Curke, Abilene Christian
1996	Kevin Mathis, Texas A&M-Commerce
1995	Conrad Hamilton, Eastern New Mexico
1994	Conrad Hamilton, Eastern New Mexico, <b>Tyrone Marshall, Texas A&amp;M-Kingsville</b> and Elton Rhoades, Central Oklahoma <b>Anthony Phillips, Texas A&amp;M-Kingsville</b> Eric Turner, Texas A&M-Commerce Eric Turner, Texas A&M-Commerce Anthony Pertile, Eastern New Mexico Anthony Pertile, Eastern New Mexico Anthony Pertile, Eastern New Mexico <b>Rickey Collins, Texas A&amp;I</b> and Mike Wallace, Eastern New Mexico Gregg Fisher, Howard Payne <b>James Jefferson, Texas A&amp;I</b>
1986	Glenn Saterfield, Angelo St.

### LSC Coach of the Year

2012	<b>Bo Atterberry, Texas A&amp;M-Kingsville</b> , Bill Maskill, Midwestern St. and Don Carthel, West Texas A&M
2011	Bill Maskill, Midwestern St.
2010	N: Tim McCarty, East Central S: Chris Thomsen, Abilene Christian
2009	N: Guy Morriss, Texas A&M-Commerce S: Bill Maskill, Midwestern St. and Dale Carr, Angelo St.
2008	N: Tracy Holland, Central Oklahoma S: Chris Thomsen, Abilene Christian
2007	N: John Horner, Northeastern St. S: Don Carthel, West Texas A&M, Sam McElroy, Tarleton and Chris Thomsen, Abilene Christian
2006	N: Ryan Held, Southwestern Okla. S: Chris Thomsen, Abilene Christian
2005	N: Ray Richards, Southeastern Okla. S: Don Carthel, West Texas A&M
2004	N: Keith Baxter, Southeastern Okla. <b>S: Richard Cundiff, Texas A&amp;M-Kingsville</b>
2003	N: Todd Whitten, Tarleton <b>S: Richard Cundiff, Texas A&amp;M-Kingsville</b>
2002	N: Todd Whitten, Tarleton S: Bud Elliott, Eastern New Mexico
2001	N: Dennis Darnell, East Central S: Todd Whitten, Tarleton
2000	N: Tom Eckert, Northeastern St. S: Bud Elliott, Eastern New Mexico
1999	N: Morris Sloan, Southeastern Okla. S: Bud Elliott, Eastern New Mexico
1998	N: Gary Howard, Central Oklahoma S: Bud Elliott, Eastern New Mexico
1997	N: Gary Howard, Central Oklahoma S: Jerry Vandergriff, Angelo St. Todd Whitten, Tarleton
1996	<b>Ron Harms, Texas A&amp;M-Kingsville</b>
1995	<b>Ron Harms, Texas A&amp;M-Kingsville</b>
1994	Bob Strader, Abilene Christian
1993	<b>Ron Harms, Texas A&amp;I</b>
1992	Don Carthel, Eastern New Mexico
1991	Eddie Vowell, Texas A&M-Commerce
1990	<b>Ron Harms, Texas A&amp;I</b>
1988	Eddie Vowell, Texas A&M-Commerce
1987	Jerry Vandergriff, Angelo St.
1986	Bill Kelly, West Texas A&M
1985	<b>Ron Harms, Texas A&amp;I</b>

1984	Jerry Vandergriff, Angelo St.
1983	Ernest Hawkins, Texas A&M-Commerce
1982	Jim Wacker, Southwest Texas St.
1981	Ted Sitton, Abilene Christian
1980	Jim Wacker, Southwest Texas St.
1979	Charles Simmons, Stephen F. Austin
1978	Melvin Brown, Sam Houston St.
1977	Jim Hess, Angelo St.
1976	<b>Gil Steinke, Texas A&amp;I</b>
1975	<b>Gil Steinke, Texas A&amp;I</b>
1974	<b>Gil Steinke, Texas A&amp;I</b>
1973	Wally Bullington, Abilene Christian
1972	Ernest Hawkins, Texas A&M-Commerce
1971	James Cameron, Angelo St.
1970	<b>Gil Steinke, Texas A&amp;I</b>
1969	Ernest Hawkins, Texas A&M-Commerce
1968	Buddy Fornes, McMurry
1967	<b>Gil Steinke, Texas A&amp;I</b>
1966	Ernest Hawkins, Texas A&M-Commerce
1965	David Slaughter, Sul Ross St.
1964	David Slaughter, Sul Ross St.
1962	Milton Jowers, Southwest Texas St.

### LSC Outstanding Back of the Year

1990	Gary Compton, Texas A&M-Commerce
1989	<b>Johnny Bailey, Texas A&amp;I</b>
1988	<b>Johnny Bailey, Texas A&amp;I</b>
1987	<b>Johnny Bailey, Texas A&amp;I</b>
1986	<b>Johnny Bailey, Texas A&amp;I</b> and Tod Mayfield, West Texas A&M Ned Cox, Angelo St. Anthony Thomas, Abilene Christian
1985	Kyle Mackey, Texas A&M-Commerce
1984	<b>Darrell Green, Texas A&amp;I</b>
1983	Mike Miller, Southwest Texas St.
1982	Wade Wilson, Texas A&M-Commerce
1981	Paul Hood, Stephen F. Austin
1980	Jerry Aldridge, Angelo St.
1979	<b>Larry Collins, Texas A&amp;I</b>
1978	<b>Richard Ritchie, Texas A&amp;I</b>
1977	<b>Richard Ritchie, Texas A&amp;I</b>
1976	<b>Richard Ritchie, Texas A&amp;I</b>
1975	<b>Richard Ritchie, Texas A&amp;I</b>
1974	<b>Don Hardeman, Texas A&amp;I</b>
1973	Wilbert Montgomery, Abilene Christian
1972	Kenneth Parks, Texas A&M-Commerce
1971	Ronnie Colliflower, Howard Payne
1970	Jerry Austin, Angelo St.
1969	Robert Pearce, Stephen F. Austin
1968	Arthur James, Texas A&M-Commerce
1967	Jesse Perkins, Southwest Texas St.
1966	David Morrison, Southwest Texas St.
1965	Luz Pedraza, Sul Ross St.
1964	<b>Randy Johnson, Texas A&amp;I</b>

### LSC Outstanding Lineman of the Year

1990	Michael Sinclair, Eastern New Mexico and Terry Bagsby, Texas A&M-Commerce
1989	<b>John Randle, Texas A&amp;I</b>
1988	<b>John Randle, Texas A&amp;I</b>
1987	Pierce Holt, Angelo St.
1986	Pierce Holt, Angelo St.
1985	Henry Jackson, Angelo St.
1984	Steven Ford, Angelo St.
1983	Cyril Friday, Southwest Texas St.
1982	Tim Staskus, Southwest Texas St.
1981	Clayton Weishuhn, Angelo St.
1980	Clayton Weishuhn, Angelo St.
1979	<b>Andy Hawkins, Texas A&amp;I</b>
1978	Clay Lowry, Sam Houston St.
1977	<b>Glenn Starks, Texas A&amp;I</b>
1976	<b>Larry Grunewald, Texas A&amp;I</b>
1975	Johnny Perkins, Abilene Christian
1974	<b>Jerry Janik, Texas A&amp;I</b>
1973	Leroy Johnson, Texas A&M-Commerce
1972	Curtis Wester, Texas A&M-Commerce
1971	Ken Sanders, Howard Payne
1970	<b>Claude McMillon, Texas A&amp;I</b>
1969	<b>Robert Young, Texas A&amp;I</b> and David Munden, Sam Houston St. George Wright, Sam Houston St.
1968	James Greer, Stephen F. Austin
1967	Wilbur Aylor, Southwest Texas St. and Frank Lane, Stephen F. Austin
1966	



# CENTRAL WASHINGTON WILDCATS

Gm 1 • Saturday, Sept. 7 • Tomlinson Stadium  
Ellensburg, Wash. • 1 p.m.

**Stadium:** Tomlinson Stadium (4,000)  
**Nickname:** Wildcats  
**Member:** GNAC (NCAA Div. II)  
**Enrollment:** 9,900  
**Location:** Ellensburg, WA  
**Colors:** Crimson and Black  
**Coach:** Blaine Bennett (Whitworth, 1987)  
**Coach's CWU record:** 41-16 (6th year)  
**Coach's overall record:** 68-48 (12th year)  
**Coach's phone:** NA  
**Sports Information Director:** Jonathan Gordon  
**SID phone:** 509-963-1485  
**SID fax:** 509-963-2390  
**2012 record:** 4-6 (4-4, 3rd in GNAC)  
**Series:** A&M-Kingsville leads 2-0  
**Last Meeting:** Javelinas won 35-7 (9/1/12)  
**Lettermen Returning:** 32  
**Starters Returning:** 10  
**Top Returners**  
**Rushing:** Demetrius Sumler (212 - 1090, 15 TD)  
**Passing:** Ryan Robertson (192 - 303 - 2198, 15 TD/11 INT)  
**Receiving:** Anthony Spain (50 - 607, 2 TD)  
**Tackles:** Stan Langlow (81 tackles - 9.0 TFL)

# McMURRY WARHAWKS

Gm 3 • Saturday, Sept. 21 • Javelina Stadium  
Kingsville • 7 p.m.

**Stadium:** Wilford Moore Stadium (3,550)  
**Nickname:** War Hawks  
**Member:** Independent (transitioning to NCAA Div. II)  
**Enrollment:** 1,372  
**Location:** Abilene, TX  
**Colors:** Maroon and White  
**Coach:** Mason Miller (Valdosta State '99)  
**Coach's McM record:** 0-0 (First Season)  
**Coach's overall record:** 0-0 (First Season)  
**Coach's phone:** 325-793-4922  
**Sports Information Director:** Dave Beyer  
**SID phone:** 325-793-4612  
**SID fax:**  
**2012 record:** 8-3 (Independent)  
**Series:** A&M-Kingsville leads 11-6-1  
**Last Meeting:** Javelinas won 37-3 (9/25/71)  
**Lettermen Returning:** 43  
**Starters Returning:** 18  
**Top Returners**  
**Rushing:** Paxton Grayer (99-503, 6 TD)  
**Passing:** Brady Lambert (33-45-1, 4 TD/1 INT)  
**Receiving:** Greg Livingston (97-1060, 7 TD)  
**Tackles:** Ryan Williams (87 Tackles - 3.5 TFL - 2 Sacks - 3 INT)

# MONTERREY TECH

Gm 2 • Saturday, Sept. 14 • Cowboy Stadium  
Arlington • 12 pm

**Stadium:** Tech Stadium (32,864)  
**Nickname:** Wild Rams  
**Member:** Premier Conference (CONADEIP)  
**Enrollment:** 17,600  
**Location:** Monterrey, Mexico  
**Colors:** Blue and White  
**Coach:** Cesar Martinez  
**Coach's MTU record:** 0-0 (1st year)  
**Coach's overall record:** 0-0 (1st year)  
**Coach's phone:** 52 (81) 8358-9759  
**Sports Information Director:** Ricardo Garcia  
**SID phone:** 52 (81) 8358-1400 ext. 3472  
**SID fax:** N/A  
**2012 record:** 10-2  
**Series:** A&M-Kingsville leads 2-0  
**Last Meeting:** Javelinas won 33-6 (9/21/74)  
**Lettermen Returning:** N/A  
**Starters Returning:** 13  
**Top Returners**  
**Rushing:** Diego Betancourt (78-664, 3 TD)  
**Passing:** Miguel Chen (48-103-883, 7 TD/6 INT)  
**Receiving:** Ignacio Guerra (17-474, 3 TD)  
**Tackles:** Arturo Abrego (31 tackles - 2 sacks)

# WEST TEXAS A&M BUFFS

Gm 3 • Saturday, Sept. 28 • Javelina Stadium  
Kingsville • 7 p.m.

**Stadium:** Kimbrough Memorial Stadium (20,000)  
**Nickname:** Buffaloes or Buffs  
**Member:** Lone Star Conference (NCAA Div. II)  
**Enrollment:** 7,958  
**Location:** Canyon, TX  
**Colors:** Maroon and White  
**Coach:** Don Carthel (Eastern New Mexico, 1974)  
**Coach's WTAMU record:** 79-22 (Nine Seasons)  
**Coach's overall record:** 113-65-1 (17th year)  
**Coach's phone:** 806-651-4413  
**Sports Information Director:** TBD  
**SID phone:** 806-651-4430  
**SID fax:** 806-651-4409  
**2012 record:** 12-3 (7-1 T-1st LSC)  
**Series:** A&M-Kingsville leads 16-10-1  
**Last Meeting:** Javelinas won 40-10 (9/15/12)  
**Lettermen Returning:** 41  
**Starters Returning:** 19  
**Top Returners**  
**Rushing:** Jeremy Alridge (34-225, 4 TD)  
**Passing:** Dustin Vaughn (359 - 555 - 4712, 45 TD/13 INT)  
**Receiving:** Torrence Allen (87 - 1430, 12 TD)  
**Tackles:** Taylor McCuller (164 tackles - 11.5 TFL)

# MIDWESTERN STATE MUSTANGS

Gm 5 • Saturday, Oct. 5 • Memorial Stadium  
Wichita Falls • 7 p.m.

**Stadium:** Memorial Stadium (14,362)  
**Nickname:** Mustangs  
**Member:** Lone Star Conference (NCAA Div. II)  
**Enrollment:** 6,000  
**Location:** Wichita Falls, TX  
**Colors:** Maroon and Gold  
**Coach:** Bill Maskill (Western Kentucky, 1971)  
**Coach's MSU record:** 88-33 (11 Seasons)  
**Coach's overall record:** 101-42 (13 Seasons)  
**Coach's phone:** 940-613-0122  
**Sports Information Director:** Trey Reed  
**SID phone:** 940-397-4818  
**SID fax:** 940-691-8129  
**2012 record:** 9-2 (7-1, T-1st in LSC)  
**Series:** Midwestern State leads 8-6  
**Last Meeting:** Mustangs won 45-28 (9/22/12)  
**Lettermen Returning:** 46  
**Starters Returning:** 12  
**Top Returners**  
**Rushing:** Keidrick Jackson (195-1354, 21 TD)  
**Passing:** Jake Glover (12-28-115, 0 TD/1 INT)  
**Receiving:** Kendall Wrenn (11-139, 0 TD)  
**Tackles:** Taiyon Jackson (71 tackles - 2.5 TFL - 1 INT)

# NORTH ALABAMA LIONS

Gm 7 • Saturday, Oct. 19 • Braly Municipal Stadium  
Florence, Ala. • 6 p.m.

**Stadium:** Braly Municipal Stadium (14,215)  
**Nickname:** Lions  
**Member:** Gulf South Conference (NCAA Div. II)  
**Enrollment:** 7,300  
**Location:** Florence, AL  
**Colors:** Purple and Gold  
**Coach:** Bobby Wallace (Mississippi State, 1976)  
**Coach's UNA record:** 87-41-1 (11 Seasons)  
**Coach's overall record:** 132-142-1 (24 Seasons)  
**Coach's phone:** 256-765-4397  
**Sports Information Director:** Jeff Hodges  
**SID phone:** 256-765-4595  
**SID fax:** 256-765-4659  
**2012 record:** 5-5 (2-3, 3rd in GSC)  
**Series:** North Alabama leads 5-0  
**Last Meeting:** Lions won 21-16 (10/6/12)  
**Lettermen Returning:** 43  
**Starters Returning:** 16  
**Top Returners**  
**Rushing:** Lamonte Thompson (130-690, 5 TD)  
**Passing:** Luke Wingo (61-110-845, 3 TD/3 INT)  
**Receiving:** Jason Smith (22-319, 1 TD)  
**Tackles:** Tavarius Wilson (112 Tackles - 4.5 TFL)

# A&M-COMMERCE LIONS

Gm 6 • Saturday, Oct. 12 • Javelina Stadium  
Commerce • 7 pm

**Stadium:** Memorial Stadium (10,000)  
**Nickname:** Lions  
**Member:** Lone Star Conference (NCAA Div. II)  
**Enrollment:** 12,000  
**Location:** Commerce, TX  
**Colors:** Blue and Gold  
**Coach:** Colby Carthel (Angelo State '00)  
**Coach's AMC record:** 0-0 (First Season)  
**Coach's overall record:** 0-0 (First Season)  
**Coach's phone:**  
**Sports Information Director:** Rand Champion  
**SID phone:** 903-866-5131  
**SID fax:** 903-366-6041  
**2012 record:** 1-9 (1-7, T-8th in LSC)  
**Series:** A&M-Kingsville leads 37-22-1  
**Last Meeting:** Lions won 21-14 in OT (9/29/12)  
**Lettermen Returning:** 44  
**Starters Returning:** 14  
**Top Returners**  
**Rushing:** Deric Davis (70-63, 3 TD)  
**Passing:** Deric Davis (94-179-976, 6 TD/6 INT)  
**Receiving:** Garrett Smith (51-581, 2 TD)  
**Tackles:** Joel Wren (67 Tackles - 3.5 TFL)

# EASTERN NEW MEXICO GREYHOUNDS

Gm 8 • Saturday, Oct. 26 • Greyhound Stadium  
Portales, N.M. • 7 p.m.

**Stadium:** Greyhound Stadium (6,100)  
**Nickname:** Greyhounds  
**Member:** Lone Star Conference (NCAA Div. II)  
**Enrollment:** 5,222  
**Location:** Portales, NM  
**Colors:** Green and Silver  
**Coach:** Josh Lynn (Eastern New Mexico, 2002)  
**Coach's ENMU record:** 3-7 (One Season)  
**Coach's overall record:** 3-7 (One Season)  
**Coach's phone:** 575-562-2238  
**Sports Information Director:** Adam Pitterman  
**SID phone:** 575-562-4309  
**SID fax:** 575-562-4384  
**2012 record:** 3-7 (2-6, 7th in LSC)  
**Series:** A&M-Kingsville leads 23-4  
**Last Meeting:** Javelinas won 33-13 (11/12/12)  
**Lettermen Returning:** 35  
**Starters Returning:** 14  
**Top Returners**  
**Rushing:** Christian Long (90-400-3)  
**Passing:** Jeremy Burma (1-4-5, 0 TD/0 INT)  
**Receiving:** Jacob Johnson (23-330, 3 TD)  
**Tackles:** Seth Bailey (84 Tackles - 5.0 TFL)

# TARLETON STATE TEXANS

Gm 9 • Saturday, Nov. 2 • Tarleton Stadium  
Kingsville • 7 p.m.

**Stadium:** Tarleton Memorial (7,000)  
**Nickname:** Texans  
**Member:** Lone Star Conference (NCAA Div. II)  
**Enrollment:** 10,279  
**Location:** Stephenville, TX  
**Colors:** Purple and White  
**Coach:** Cary Fowler (Murray State, 1994)  
**Coach's TSU record:** 15-17 (Three Seasons)  
**Coach's overall record:** 15-17 (Three Seasons)  
**Coach's phone:** 254-968-9518  
**Sports Information Director:** Dameon Myres  
**SID phone:** 254-968-1803  
**SID fax:** 254-968-1806  
**2012 record:** 6-4(5-3, 3rd in LSC)  
**Series:** A&M-Kingsville leads 20-6  
**Last Meeting:** Javelinas won 35-23 (10/20/12)  
**Lettermen Returning:** 54  
**Starters Returning:** 17  
**Top Returners**  
**Rushing:** Vaughn Smith (154-794, 5 TD)  
**Passing:** Aaron Doyle (153-244-1579, 10 TD/9 INT)  
**Receiving:** Clifton Rhodes (56-694, 4 TD)  
**Tackles:** Marquis Wadley (83 Tackles, 6.5 TFL)

# VALDOSTA STATE BLAZERS

Gm 11 • Saturday, Nov. 16 • Greyhound Stadium  
Portales, N.M. • 7 p.m.

**Stadium:** Braly Municipal Stadium (14,215)  
**Nickname:** Lions  
**Member:** Gulf South Conference (NCAA Div. II)  
**Enrollment:** 7,300  
**Location:** Florence, AL  
**Colors:** Purple and Gold  
**Coach:** Bobby Wallace (Mississippi State, 1976)  
**Coach's UNA record:** 87-41-1 (11 Seasons)  
**Coach's overall record:** 132-142-1 (24 Seasons)  
**Coach's phone:** 256-765-4397  
**Sports Information Director:** Jeff Hodges  
**SID phone:** 256-765-4595  
**SID fax:** 256-765-4659  
**2012 record:** 5-5 (2-3, 3rd in GSC)  
**Series:** North Alabama leads 5-0  
**Last Meeting:** Blazers won 38-31 (11/2/12)  
**Lettermen Returning:** 43  
**Starters Returning:** 16  
**Top Returners**  
**Rushing:** Lamonte Thompson (130-690, 5 TD)  
**Passing:** Luke Wingo (61-110-845, 3 TD/3 INT)  
**Receiving:** Jason Smith (22-319, 1 TD)  
**Tackles:** Tavarius Wilson (112 Tackles - 4.5 TFL)


# ANGELO STATE RAMS

Gm 10 • Saturday, Nov. 9 • San Angelo Stadium  
San Angelo • 4 pm

**Stadium:** San Angelo Stadium (17,500)  
**Nickname:** Rams  
**Member:** Lone Star Conference (NCAA Div. II)  
**Enrollment:** 6,888  
**Location:** San Angelo, TX  
**Colors:** Blue and Gold  
**Coach:** Will Wagner (Hardin-Simmons, 1996)  
**Coach's ASU record:** 10-12 (Two Seasons)  
**Coach's overall record:** 10-12 (Two Seasons)  
**Coach's phone:** 325-942-2264 x222  
**Sports Information Director:** Brandon Ireton  
**SID phone:** 325-942-2378  
**SID fax:** 325-942-2298  
**2012 record:** 5-6 (4-4, 5th in LSC)  
**Series:** A&M-Kingsville leads 33-13  
**Last Meeting:** Javelinas won 34-21 (10/27/12)  
**Lettermen Returning:** 38  
**Starters Returning:** 16  
**Top Returners**  
**Rushing:** Donovan Roberts (111-461, 4 TD)  
**Passing:** Blake Hamblin (152-274-1705 14 TD/8 INT)  
**Receiving:** C.J. Akins (48-781, 7 TD)  
**Tackles:** Alvin Johnson (73 Tackles, 2.5 TFL)



Angel  
Millan





*D. Scott Gines*

**Vice President of  
Intercollegiate Athletics  
& Campus Recreation**



Beginning his career in 1983 as an assistant baseball coach at the University of Virginia and later becoming one of the nation's youngest Division I head coaches, Scott Gines concluded his 17-year Division I coaching career in 2000 with 37 professional draft or free agent selections while revitalizing and becoming the all-time wins leader upon his departure at two institutions. From 2000-2009 Gines served as an NAIA and NCAA II director of athletics at three universities, elevating revenues, launching capital improvements, community engagement initiatives, and fostering department growth while capturing 9 conference championships and 17 post-season bids highlighted by 3 Elite Eight, 2 Final Four and 1 national championship appearance.

Gines' 30-year higher education career spans a diverse range of institutions and leadership positions. In January 2013 Gines became the vice president for intercollegiate athletics and campus recreation. He served as vice president for institutional advancement at Texas A&M University-Kingsville from July 2009 through December 2012, overseeing the departments of athletics, career services, alumni, development, marketing and communications. Prior to this role Gines served as the director of athletics at Texas A&M University-Kingsville, a post he assumed in August 2007.

A 1983 distinguished graduate of the VMI, Gines holds a M.Ed. from the University of Virginia, completed all doctoral coursework in sport psychology at UVA and is a doctoral candidate in educational leadership and policy at the University of St. Thomas (MN). He is a fellow of the Higher Education Management Institute at Peabody College, Vanderbilt University and holds a certificate from the Sport Management Institute Executive Program. A reviewer for the Journal of Sport Administration and Supervision and the Administrative Issues Journal, his publications include submissions in the Journal of Sport and Exercise Psychology, The Coaching Clinic, A.B.C.A Quarterly Digest and Medicine and Science in Sports and Exercise. Gines taught sport management courses at Dakota Wesleyan and Fairmont State Universities.

Recognized for his work in strategic and financial planning, Gines served on the NAIA's national oversight (Council of Athletic Administrators) and legislative committees; the NCAA II Northeast Regional Advisory Committee; chaired the Lone Star Conference (LSC) Expansion Committee; and he is a current member of the NCAA's membership-wide Research Committee. An experienced speaker, Gines is a past-presenter at the NCAA, NAIA, and NACDA national conventions.

Gines is listed in Who's Who Among America's Teachers (1996), the Manchester Who's Who Among Executives and Professionals, and the Empire Who's Who. A 1984 Outstanding Young Men of America recipient and 1984 U.S. Olympic Tryout participant, Gines received the 1989 Big South Coach of the Year award (baseball), and TAMUK athletics is a 3-time recipient of the LSC Community Engagement Award of Excellence.

Gines is married to the former Ginger Holley, a 1983 Davidson College alumna and registered nurse. They have two grown children, son, Patrick, and daughter, Kelly.



# *Dr. Steven H. Tallant*

## **President Fifth Year**



Dr. Steven H. Tallant became the 19th president of Texas A&M University-Kingsville in October 2008. He immediately focused on building a leadership team, increasing enrollment, enhancing university facilities and increasing the visibility of the campus through a wider marketing initiative.

Recruitment and retention remain focal points of his presidency, and these efforts led to an 27 percent increase in enrollment during a four-year period. The campus infrastructure also is a priority with approximately \$100 million in new construction and renovations on campus, including two new residence halls, a new recreation center and a new dining facility. This expansion was accompanied by development of a campus master plan to guide growth and construction over the next 50 years.

He has been recognized for his commitment to higher education and the community many times throughout his career; most recently; he received the President's Award from the Corpus Christi

chapter of the NAACP and the "Humanitarian of the Year" from LULAC Council #1. In 2011, he was named "Citizen of the Year" by the Kingsville Chamber of Commerce and in 2010 he was named "Newsmaker of the Year" by the Kingsville Record. The Kleberg Hispanic Chamber of Commerce honored him with its "Special Leadership Award" in 2011.

In 2012, Texas A&M University System Chancellor John Sharp appointed him to the Texas A&M System Office of Sponsored Research Services Advisory Board. The same year, State Representative Todd Hunter appointed him to the Education Workforce Task Force in Corpus Christi.

He is a member of the Executive Committee for the Texas Council of Public Universities Presidents and Chancellors and a past chair of the Lone Star Council of Presidents. Tallant also is a member of the Off-site Review Committee for the Southern Association of Colleges and Schools Commission on College, Cluster 10. In addition, he

is a board member for the Board of Directors for KEDT/South Texas Public Broadcasting System, Inc.

Prior to joining the university, Tallant served as provost and vice chancellor for academic affairs at the University of Wisconsin-Eau Claire where he was responsible for all undergraduate and graduate academic programs. He also provided leadership in several restructuring initiatives, including the creation of the College of Education and Human Sciences and the College of Nursing and Health Services.

He also has 20 years of military service and served as chief of Air Force Family Research at the Pentagon from 1991-1994.

President Tallant earned his B.A. (Sociology) from the University of Florida, his M.S.W. (Social Work) from the University of Utah and his Ph.D. (Social Welfare) from the University of Wisconsin-Madison. He also is a graduate of the Governor's Executive Development Program through the Lyndon B. Johnson School of Public Affairs at The University of Texas.



**TEXAS A&M**  
**UNIVERSITY**  
**KINGSVILLE**

# 2013 TEXAS A&M-KINGSVILLE JAVELINA FOOTBALL SCHEDULE

Date	Opponent	Site	Time
Sept. 7	Central Washington	Ellensburg, WA	1 p.m.
Sept. 14	Monterrey Tech	Arlington, TX	Noon
Sept. 21	McMurry	Kingsville, TX	7 p.m.
Sept. 28	West Texas A&M	Kingsville, TX	7 p.m.
Oct. 5	Midwestern State	Wichita Falls, TX	7 p.m.
Oct. 12	Texas A&M-Commerce	Kingsville, TX	7 p.m.
Oct. 19	North Alabama	Florence, AL	6 p.m.
Oct. 26	Eastern New Mexico	Portales, NM	3 p.m.
Nov. 2	Tarleton State	Kingsville, TX	7 p.m.
Nov. 9	Angelo State	San Angelo, TX	4 p.m.
Nov. 16	Valdosta State	Kingsville, TX	7 p.m.
Nov. 23	1st Round - DII Playoffs	TBA	1 p.m.
Nov. 30	2nd Round - DII Playoffs	TBA	1 p.m.
Dec. 7	Quarterfinals - DII	TBA	1 p.m.
Dec. 14	Semifinals - DII	TBA	1 p.m.
Dec. 21	Championship - DII	Florence, AL	TBA

