



TEXAS A&M-CORPUS CHRISTI ISLANDERS

2016 MEN'S BASKETBALL GAME NOTES

ATHLETIC COMMUNICATIONS

MBB Contact | Jacob Bell, Assistant Director
(O) 361-825-2831 | (C) 361-549-3900 | jacob.bell@tamucc.edu

Web | Golslanders.com Twitter | @IslandersMBB
IG | @IslandersMBB Facebook | /IslandersMBB



@ISLANDERSMBB



@ISLANDERSMBB



/ISLANDERSMBB



Go_Ders

GAME
12

THE MATCHUP



TEXAS A&M-CORPUS CHRISTI
ISLANDERS
(7-4)

Head Coach: Willis Wilson
Rice, '82

Record with Islanders: 82-89 (6th)
Overall Record: 300-336 (22nd)

NEW ORLEANS
PRIVATEERS
(6-6)

Head Coach: Mark Slessinger
Aurora, '96

Record with Privateers: 63-92 (6th)
Overall Record: 99-118 (8th)



GAMEDAY INFORMATION

Date: Dec. 31
Time: 4:15 p.m.
City: New Orleans, La.
Site: Lakefront Arena
TV:
Audio: Islanders Digital Network
Talent: Steven King
Live Stats: Golslanders.com
Twitter: @IslandersMBB

THE SERIES

Overall: 5-3
in Corpus Christi: 2-2
in New Orleans: 2-1
Neutral Site: 1-0
Streak: W 5
Last Game: W, 65-57 (2/15/16)
Last Islanders Win: W, 65-57 (2/15/16)

2016-17 SCHEDULE

Nov. 5	Concordia *	W, 106-75
Nov. 11	Our Lady of the Lake	W, 115-100
Nov. 16	at UTRGV *	W, 94-72
Nov. 21	at Texas State	W, 73-69
Nov. 23	Jarvis Christian	W, 84-61
Nov. 29	UTRGV *	W, 84-68
Dec. 3	at Cal Poly	L, 82-70
Dec. 5	at Texas A&M	L, 86-69
Dec. 9	St. Mary's (TX)	W, 77-67
Dec. 18	UTSA	W, 73-69
Dec. 20	at 19 Saint Mary's	L, 67-46
Dec. 22	at Oklahoma State	L, 92-70
Dec. 31	at New Orleans*	4:15 p.m.
Jan. 2	at Nicholls*	8 p.m.
Jan. 7	Northwestern State*	7 p.m.
Jan. 11	at Stephen F. Austin*	7 p.m.
Jan. 14	Central Arkansas*	7 p.m.
Jan. 19	Stephen F. Austin*	7 p.m.
Jan. 21	at Sam Houston State*	6:15 p.m.
Jan. 25	at Lamar*	8 p.m.
Jan. 28	Abilene Christian*	7 p.m.
Feb. 1	Houston Baptist*	7:30 p.m.
Feb. 8	Southeastern Louisiana*	7 p.m.
Feb. 11	at McNeese*	3:30 p.m.
Feb. 15	at Incarnate Word*	7:30 p.m.
Feb. 18	Lamar*	7 p.m.
Feb. 22	at Abilene Christian*	7:30 p.m.
Feb. 25	McNeese*	1:30 p.m.
Mar. 1	Houston Baptist*	7 p.m.
Mar. 4	Incarnate Word*	1:30 p.m.
Mar. 8-11	Southland Conference	TBA

* Southland Contest | # Exhibition



The Islanders Digital Network is the home for Texas A&M-Corpus Christi basketball. All home games will feature a live video stream for free while road audio broadcasts are also carried free of charge. All events can be found at Golslanders.com/IDN.

ISLANDERS INSIGHT

SOUTHLAND SNAPS IN

- Saturday marks the opening game of the Southland Conference season as the Islanders take on New Orleans.
- The Islanders are looking to build on a solid 7-4 non-conference campaign and a 2015-16 Southland runner-up finish.
- A&M-Corpus Christi has won at least 13 conference games in each of the past three seasons.

SULTAN OF SWAT

- With a pair of emphatic rejections in Tuesday's loss to Saint Mary's, Rashawn Thomas broke the Texas A&M-Corpus Christi blocks record.
- The big man now has 173 rejections in his career on the Island.
- Thomas also surpassed former guard John Jordan for the most double-figure games in program history with 80.






DOUBLE DIGITS DOWN LOW

- Forward Rashawn Thomas has been a scoring machine for Islanders in 2016.
- At 17.6 points per game, Thomas leads the Islanders in scoring and ranks second in the Southland.
- In each of the 11 games the Islanders have played this season, Thomas has scored in double figures, including four double-doubles.

SCOUTING NEW ORLEANS

- At 6-6, the Privateers hold marquee non-conference wins over Tulane and Washington State.
- Erik Thomas has paced the Privateers averaging 20.5 ppg and 8.1 rpg. Thomas leads the Southland in scoring.
- Christavious Gill (12.6 ppg) and Nate Frye (10.0 ppg) also average double figures.
- New Orleans won its Southland opener Thursday night against Abilene Christian.

PROJECTED STARTERS

G #4 Jr.	G #3 Jr.	G #2 Jr.-Sr.	G #11 R-Fr.	F #25 Sr.
				
Ehab AMIN	Joe KILGORE	Cole MARTINEZ	Kareem SOUTH	Rashawn THOMAS
PPG: 16.2 APG: 1.9 SPG: 3.5 RPG: 5.2	PPG: 11.9 APG: 2.8 SPG: 1.2 RPG: 4.5 BPG: 0.6	PPG: 10.5 APG: 1.5 SPG: 0.8 RPG: 2.5 3PT: .488	PPG: 7.3 APG: 1.1 RPG: 2.7	PPG: 17.6 APG: 2.8 RPG: 8.4 BPG: 2.3



THE NEW ORLEANS GAME | SATURDAY, DECEMBER 31

QUICK FACTS

Texas A&M-Corpus Christi Info

City: Corpus Christi, Texas
 Founded: 1947
 Enrollment: 12,203
 Nickname: Islanders
 Colors: Royal Blue, Green and White
 Home Court: American Bank Center
 Capacity: 8,100
 Affiliation: NCAA Division I
 Conference: Southland
 President: Dr. Flavius Killebrew
 Director of Athletics: Scott Lazenby
 Athletics Phone: (361) 825-3215

Basketball Staff

Head Coach: Willis Wilson (Rice, 1982)
 Career Record (Year): 300-336 (22nd)
 Record at School (Year): 82-89 (6th)
 Associate Head Coach: Marty Gross
 Assistant Coach: Mark Dannhoff
 Assistant Coach: Terry Johnson
 Director of Operations: Byron Rimm
 Scholastic Coordinator: Elijah Gore
 Athletic Trainer: Jerry Hilker
 Strength & Conditioning: Lee Scott

Media Relations

Assistant Director/MBB Contact: Jacob Bell
 Office: (361) 825-2831
 Cell: (361) 549-3900
 Email: jacob.bell@tamucc.edu
 Website: Golslanders.com

History

First Year of Basketball: 1999-2000
 Overall Record: 269-251
 Home Record: 161-73
 American Bank Center: 107-52
 Road Record: 88-164
 Neutral Record: 20-14
 NCAA Appearances: 1 (2007)

Team Information

2015-16 Record: 25-8
 Home Record: 12-1
 Road Record: 10-6
 Neutral Record: 2-1
 Conference Record: 15-3
 Starters Returning/Lost: 1/4
 Newcomers: 8

THE ROSTER

No.	Name	Pos.	Cl.	Ht.	Wt.	Hometown/High School (Last School)
0	Kyle Brown	G	r-Fr.	5-10	150	Fresno, Texas/Ridge Point
2	Cole Martinez	G	r-Sr.	6-3	190	San Antonio, Texas/Air Force Acad. Prep
3	Joseph Kilgore	G	Jr.	6-5	190	Houston, Texas/Dekaney
4	Ehab Amin	G	Jr.	6-4	200	Alexandria, Egypt/St. John's Military Acad.
5	David Bloom	G	Jr.	6-4	205	Plano, Texas/Prince of Peach Christian
10	Perry Francois	F	Fr.	6-8	225	North Miami, Fla./North Miami
11	Kareem South	G	r-Fr.	6-2	185	Toronto, Ontario/Senator O'Connor
12	Jake Kocher	G	r-Sr.	6-3	180	Austin, Texas/St. Michael's
14	Elijah Schmidt	F	Fr.	6-8	195	Spring, Texas/Klein
20	Colin Hale	G	Fr.	6-1	170	Aransas Pass, Texas/Aransas Pass
22	Emmanuel Toney	G	Sr.	6-2	185	Bowie, Md./Annapolis Area Christian
24	Jamell Bradley	G/F	Fr.	6-6	205	San Antonio, Texas/Judson
25	Rashawn Thomas	F	Sr.	6-8	230	Oklahoma City, Okla./Southeast
34	York Benjamin	F	Fr.	6-8	215	Tulsa, Okla./Mustang
42	Alex Holcombe	F	Fr.	6-8	225	Houston, Texas/Fort Bend Marshall

Coaching Staff

Head Coach	Willis Wilson (Rice, 1982), 6th season
Associate Head Coach	Marty Gross (Jacksonville, 1977), 6th season
Assistant Coach	Mark Dannhoff (UW-La Crosse, 1991), 7th season
Assistant Coach	Terry Johnson (Cal State Stanislaus, 2012), 3rd season
Director of Operations	Byron Rimm (Cal State Los Angeles, 1999), 1st season
Scholastic Coordinator	Elijah Gore (Salisbury, 2013), 1st season
Sports Medicine	Jerry Hilker (Nebraska, 1990), 12th season
Strength & Conditioning	Lee Scott (Midwestern State, 2009), 3rd season

Pronunciations:

3 | Joe, KILL-goor 4 | EE-hab, uh-MEEN
 10 | Perry, fran-SWAH 12 | Jake, KOH-er
 25 | ruh-SHON, Thomas
 AC | Mark, DAN-off

ON THE BREAK

GRAND THEFT BASKETBALL

- The Islanders rank 10th in the country in steals per game with 9.7 thefts per contest.
- Junior guard Ehab Amin paces the Islanders and leads the nation with 3.45 steals per game. Against Saint Mary's, the nation's leader in fewest turnovers, Amin recorded five steals.
- Texas A&M-Corpus Christi has scored 210 points off of turnovers, averaging 19.1 points per game off of turnovers.

SERIES SNEAK PEEK

- Texas A&M-Corpus Christi and New Orleans are meeting for the ninth time on the hardwood.
- The Islanders have won each of the past five meetings with the Privateers, all coming in the past two seasons.
- New Orleans' last win came on January 25, 2014, in a 70-62 game in Corpus Christi.
- Five of the last six meetings have been decided by single digits, the lone exception being a 97-76 Islander win last year.

THREE OF A KIND

- Senior Rashawn Thomas scored his 1,400th point as an Islander in the victory over St. Mary's (Tx.).
- Thomas is just the third Islander to ever score 1,400 points, joining greats John Jordan and Chris Daniels in the exclusive club.
- On Sunday, Thomas surpassed Daniels for second on the all-time scoring list, now with 1,482 points in his career.



THE NEW ORLEANS GAME | SATURDAY, DECEMBER 31

PRESEASON POLLS

Place	Team (first place votes)	Total
1.	Sam Houston State (6)	138
2.	Stephen F. Austin (6)	137
3.	Texas A&M-Corpus Christi (1)	123
4.	Northwestern State	93
5.	Houston Baptist	91
6.	Abilene Christian	75
7.	Southeastern Louisiana	66
8.	McNeese	64
9.	New Orleans	63
10.	UIW	58
11.	Central Arkansas	49
12.	Lamar	33
13.	Nicholls	24

Place	Team (first place votes)	Total
1.	Sam Houston State (7)	137
2.	Stephen F. Austin (5)	135
3.	Texas A&M-Corpus Christi (1)	123
4.	Houston Baptist	92
5.	Northwestern State	77
6.	Abilene Christian	75
7.	McNeese	68
8.	Southeastern Louisiana	65
9.	Central Arkansas	64
10.	New Orleans	62
11.	UIW	54
12.	Lamar	34
13.	Nicholls	28

PRESEASON ALL-SOUTHLAND

First Team

Name	Cl.	Pos.	School
Rashawn Thomas	Sr.	F	AMCC
Zeek Woodley	Sr.	G	NSU
Jordan Howard	Jr.	G	UCA
Jaylen Franklin	So.	G	ACU
Aurimas Majauskas	Sr.	F/C	SHSU

Second Team

Name	Cl.	Pos.	School
Dakari Henderson	Sr.	G	SHSU
Jamaya Burr	Sr.	G	MCN
Christavious Gill	Sr.	P	UNO
Paul Baxter	Sr.	G	SHSU
Ty Charles	Jr.	G	SFA

INSIDE THE ISLANDERS

RECORDS FOR RASHAWN?

Points

1. John Jordan (2011-15)	1576
2. Rashawn Thomas (2013-pres.)	1482
3. Chris Daniels (2004-08)	1407
4. Michael Hicks (1999-01)	1324
5. Brian Evans (2000-04)	1274

Field Goals Made

1. Chris Daniels (2004-08)	537
2. Rashawn Thomas (2013-pres.)	534
3. John Jordan (2011-15)	492
4. Michael Hicks (1999-01)	472
5. Justin Reynolds (2007-11)	466

Rebounds

1. Demond Watt (2007-11)	851
2. Corey Lamkin (2001-05)	842
3. Justin Reynolds (2007-11)	777
4. Rashawn Thomas (2013-pres.)	748
5. Chris Daniels (2004-08)	681

Double-Doubles

1. Corey Lamkin (2001-05)	25
2. Rashawn Thomas (2013-pres.)	24
3. Demond Watt (2007-11)	20
4. Michael Hicks (1999-01)	19
5. Justin Reynolds (2007-11)	14

Blocks

1. Rashawn Thomas (2013-pres.)	173
2. Chris Daniels (2004-08)	170
3. Demond Watt (2007-11)	137
4. Nate Maxey (2011-13)	105
5. Justin Reynolds (2007-11)	97

Double-Figure Point Games

1. Rashawn Thomas (2013-pres.)	80
2. John Jordan (2011-15)	79
3. Justin Reynolds (2007-11)	71
4. Chris Daniels (2004-08)	70
5. Travis Bailey (2001-05)	67

WILSON PICKS UP WIN NO. 300

- Texas A&M-Corpus Christi head coach Willis Wilson recorded his 300th victory as a head coach against UTSA on Dec. 18.
- A 22-year veteran, Wilson is the third coach to eclipse the 300-win plateau with the Islanders.

SOUTH FROM THE NORTH

- Redshirt freshman Kareem South continues to come into his own on the Island.
- The Canadian guard scored 11 versus UTSA to record his third double-figure night of the season. He also set a new career-high for minutes played for a second-consecutive game.

DEFENSIVE DETERMINES SUCCESS

- After holding opponents to 40-percent shooting through their opening five victories, the Islanders saw Cal Poly and Texas A&M shoot a combined 55-percent in two games.
- The Mustangs and Aggies also did damage from beyond the arc, hitting a combined 22 three pointers and shooting 45.8-percent from downtown.
- The defensive woes led to a pair of 80+ point games for opponents as the Islanders allowed an average of 84.5 points in the losses.
- The Islanders bounced back into the win column by holding St. Mary's (Tx.) to 40-percent shooting.

THOMAS' TERRIFIC NIGHT

- Rashawn Thomas had a night unlike any other against UTRGV. The forward finished with 10 points, six rebounds, five assists, five blocks and five steals.
- No one in college basketball has accomplished that stat line back through at least the 2010-11 season.

ELECTRIC EHAB

- Junior point guard Ehab Amin went off in the second half of the Islanders' win over UTRGV en route to his career-high 30 points.
- Amin hit 9 of his 11 shots in the second half, scoring 26 points. He hit a pair of threes and added six points at the line.

CLUTCH COLE

- Redshirt senior Cole Martinez has been one of the nation's best at the free throw line this season, hitting 92.3-percent of his freebies.
- Martinez has missed just twice this season from the charity stripe and ranks 13th in the country in free throw percentage.



THE NEW ORLEANS GAME | SATURDAY, DECEMBER 31

THE HALF COURT SHOT

- An Islanders tradition, each shoot around ends with each member of the team taking a half court shot until one makes it.

RECORD WHEN

Kyle Brown hits	1-0
Cole Martinez hits	2-0
Joe Kilgore hits	0-0
Ehab Amin hits	0-0
David Bloom hits	0-2
Perry Francois hits	0-0
Kareem South hits	0-0
Jake Kocher hits	0-0
Elijah Schmidt hits	1-0
Colin Hale hits	0-0
Emmanuel Toney hits	0-0
Jamell Bradley hits	0-0
Rashawn Thomas hits	0-0
York Benjamin hits	0-0
Alex Holcombe hits	0-0
Coach Terry Johnson hits	1-0
DOBO Byron Rimm hits	0-1
No one hits	1-0

NATIONAL RANKINGS

INDIVIDUAL

<i>True Shooting %</i>		
Cole Martinez	14th	.716
<i>Steals per Game</i>		
Ehab Amin	1st	3.5
<i>Steal Percentage</i>		
Ehab Amin	3rd	6.2
<i>Turnover Percentage</i>		
Cole Martinez	17th	5.9
<i>Blocks per Game</i>		
Rashawn Thomas	32nd	2.3

TEAM

Blocks per Game	49th	5.8
Steals per Game	10th	9.5
Turnovers Forced	35th	16.2

3 FOR 30

- In the past four games, the Islanders have had three players score 30 or more points.
- Joe Kilgore started the eruptions with a 31-point night at UTRGV.
- Cole Martinez dropped 30 against Jarvis Christian thanks to a 24-point second half.
- Ehab Amin scored 26 in the second half to lay 30 on UTRGV most recently.

MARTINEZ MAGIC

- Redshirt senior Cole Martinez posted back-to-back games with a career high in points.
- Against Jarvis Christian, Martinez poured in 30 to lead the Islanders hitting seven 3-pointers.
- The seven threes were the second most in Texas A&M-Corpus Christi history.
- Two days earlier, he dropped a then career-high 18 points in the win at Texas State.
- At the line, Martinez was 8-for-8 marking the most free throws without a miss for an Islander since Shannon Shorter November 13, 2007.

KILGORE KING AT RGV

- Wednesday was a career night for junior Joseph Kilgore as the guard poured in 31 points against the rival Vaqueros.
- Kilgore racked up the career-high 31 by getting to the rim, scoring 18 from inside the paint. That total outscored all Vaqueros combined in the paint.
- His aggressive play also resulted in 11 trips to the free throw line where Kilgore added another eight points.
- Prior to the 31-point outburst, Kilgore's previous career-best was a 17-point effort against St. Edward's in 2015.
- Kilgore broke of tied eight career highs in the victory.

KOCHER COOKING

- Sixth-year senior Jake Kocher turned in a career night in the season opener, dropping in 19 points to finish as the second leading scorer.
- Kocher's 19 points surpassed his previous career best of 15 last set against Southeastern Louisiana on January 23, 2014.
- The guard was a near-perfect 8-for-9 from the field and added a pair of free throws to pile up the 19 points.
- At UTRGV, the veteran again piled up points, tallying 16 to give him back-to-back double-figure nights to open the year.

SPREAD SIX

- Six different Islanders scored in double figures in the 115-100 win on opening night. It was the first time the Blue and Green achieved the feat since a January 2014 meeting with Northwestern State.
- Rashawn Thomas (20), Jake Kocher (19), Ehab Amin (18), Joe Kilgore (13), Cole Martinez (12) and Kareem South (12) each piled up a dozen or more to power the Islanders offense.

THOMAS TOUTED

- Senior forward Rashawn Thomas was selected to the Southland Conference Preseason First Team for 2016-17.
- Thomas was also named the Southland Conference Preseason Player of the Year for 2016-17 by NBC Sports.
- Thomas was a First Team All-Southland performer in 2015-16 and was also named the Defensive Player of the Year, earning a spot on the All-Defensive Team.
- CollegeInsider.com named the Islander big man an Mid-Major All-America selection while Thomas was also a finalist for the Lou Henson Mid-Major Player of the Year Award.



THE NEW ORLEANS GAME | SATURDAY, DECEMBER 31

ISLAND LIFE

- The University slogan is "The Island University." Texas A&M-Corpus Christi is the only university in the nation located on its own island.
- Located on Ward Island in Oso Bay, Texas A&M-Corpus Christi is home to some of the best weather in the nation, ranking in the top 25 of College Campuses with the Best Weather.
- The Island offers more than 250 days of sunshine, a Gulf breeze and mild weather year-round. Corpus Christi is one of the three sunniest, non-desert locations in the United States.
- Texas A&M-Corpus Christi was ranked No. 1 in Best College Reviews' "50 Best Colleges by the Sea" list in the Fall of 2015.

THE ISLAND UNIVERSITY

- Texas A&M-Corpus Christi offers more than 80 of the most popular degree programs in the state. The Island University has proudly provided a solid academic reputation, renowned faculty and highly rated degree programs since 1947.
- The Island University has earned its spot as a premier doctoral-granting institution, supporting a Unmanned Aircraft Systems test site, two institutes and more than 20 research centers and labs.
- 12,203 students are enrolled at the Islander University, and the institution boasts a 23:1 student-to-faculty ratio.
- Texas A&M-Corpus Christi has the distinction as the home of unmanned flight. The Island University is one of just six test sites in the nation approved by the Federal Aviation Administration to facilitate testing and research on unmanned aircraft systems.

#SHAKASUP

- The 'Shaka' is the universal university greeting. It can be used as a greeting or goodbye, a sign of approval or praise, as well as a symbol of school spirit.
- Students and fans often use the Shaka to show support for the Islanders, so when the game is on the line #ShakasUp.

SOUTH TEXAS SHOWDOWN SWEEP

- Texas A&M-Corpus Christi completed the sweep of rival UTRGV in the South Texas Showdown presented by NavyArmy Community Credit Union Tuesday night.
- The Islanders knocked off the Vaqueros 84-68 behind a career-high 30 points from Ehab Amin.
- In the first meeting, the Islanders ran past UTRGV 94-72 in Edinburg thanks to a career-high 31 points from junior guard Joseph Kilgore.
- The Islanders now lead the South Texas Showdown series by a 15-11 margin.

FIVE FOR TEN

- The Islanders have opened the season by spreading the load offensively. Through four games, five different players are averaging double figures for the Blue and Green.
- Joseph Kilgore leads the way for the Blue and Green, averaging 18.3 points per contest.
- Rashawn Thomas averages a double-double with 16.5 points and 10.3 boards per game.
- Point guard Ehab Amin rolls in 15.8 per contest.
- Jake Kocher comes off the bench to score 14.7 points a game.
- Redshirt senior Cole Martinez adds 11.8.

POSTSEASON PROGRESS

- For the third consecutive season, the Islanders made a postseason appearance in the College Insider Tournament.
- The three consecutive appearances in the postseason mark the longest streak for the Islanders in program history.
- With 25 wins in 2015-16, the Islanders piled up their most victories since the 2007 season when the Islanders won the Southland Conference and made their first NCAA Tournament appearance.

OFFENSIVE OPENING

- The Islanders ran up 115 points onto the scoreboard at the American Bank Center Friday night in a 115-100 win over Our Lady of the Lake.
- The 115 points were the second most in program history.
- A&M-Corpus Christi followed with a 94-point performance at UTRGV last Wednesday night.

HISTORIC START

- The Islanders got off to a 5-0 start, the best mark in program history. They are one of 15 teams still undefeated in the country.
- Since the return of athletics to the Island in 1999, only the 2006-07 Southland Conference Championship squad started 3-0, a mark the current Islanders passed with last Wednesday's win over Jarvis Christian.

RISING WATERS

- In each of its five seasons under head coach Willis Wilson, Texas A&M-Corpus Christi has increased its win total over the previous season. 2015-16 produced the second most wins in program history with a 25-8 mark.
- The Islanders were once again selected to the College Insider Tournament, marking a third consecutive postseason berth under Wilson.

COLE'S CAREER BESTS

- Just seven games into the season, redshirt senior Cole Martinez has already set a new career best for three-pointers in a season.
- Ranking 15th in the nation in 3-point field goal percentage, Martinez has knocked down 21 of his 41 attempts from beyond the arc.
- The .512 clip from distance leads the Southland.
- Martinez has also set a new best for points in a season, scoring 113 to surpass his 99-point sophomore campaign.



THE NEW ORLEANS GAME | SATURDAY, DECEMBER 31

TREND TRACKING

Winning the tip:	4-0
Losing the tip:	3-4
At home:	5-0
On the road:	2-4
Neutral:	0-0
Leading at the half:	6-0
Trailing at the half:	1-4
Tied at the half:	0-0
Leading with 5 mins left:	7-0
Trailing with 5 mins left:	0-4
Tied with 5 mins left:	0-0
Leading with 1 min left:	7-0
Trailing with 1 min left:	0-4
Tied with 1 min left:	0-0
In overtime:	0-0
Outrebounding opponent:	4-1
Outrebounded by opponent:	3-3
Rebounds are even:	0-0
Shooting less than 30%:	0-0
Shooting 30-40%:	1-1
Shooting 40-50%:	2-3
Shooting better than 50%:	4-0
Opp. shoots less than 30%:	0-0
Opp. shoots 30-40%:	1-0
Opp. shoots 40-50%:	6-2
Opp. shoots better than 50%:	0-2
Having fewer turnovers:	5-1
Having more turnovers:	2-2
Turnovers are even:	0-0
Having more steals:	5-1
Having fewer steals:	2-2
Steals are even:	0-1
Scoring less than 50 points:	0-1
Scoring 50-59 points:	0-0
Scoring 60-69 points:	0-1
Scoring 70-79 points:	3-2
Scoring 80-89 points:	2-0
Scoring 90-99 points:	1-0
Scoring 100+ points:	1-0
Opp. scores less than 50 points:	0-0
Opp. scores 50-59 points:	0-0
Opp. scores 60-69 points:	5-1
Opp. scores 70-79 points:	1-0
Opp. scores 80-89 points:	0-2
Opp. scores 90-99 points:	0-1
Opp. scores 100+ points:	1-0
Games decided by 1-5 points:	2-0
Games decided by 6-10 points:	1-0
Games decided by 11-19 points:	2-2
Games decided by 20+ points:	2-2
In November:	4-0
In December:	2-4
In January:	0-0
In February:	0-0
In March:	0-0
On Sunday:	1-0
On Monday:	1-1
On Tuesday:	1-1
On Wednesday:	2-0
On Thursday:	0-1
On Friday:	2-0
On Saturday:	0-1
Wearing white:	5-0
Wearing blue:	2-4

THE LAST TIME

Individual

Had a double-double Rashawn Thomas (15pts/10reb) at Oklahoma State 12/22/16

Had a triple-double Never

Had 20 pts, 10 reb Rashawn Thomas (20pts/12reb) vs. OLLU, 11/11/16

Had 20 pts, 20 reb Never

Had 15 pts, 15 reb Rashawn Thomas (17pts/19reb) vs. Texas State, 12/5/15

Had 30 pts, 10 reb Rashawn Thomas (34pts/12reb) vs. HBU, 2/8/16

Had 10 pts, 10 ast Hameed Ali (13pts/12ast) at Northwestern St., 1/19/16

Had 20 pts, 10 ast John Jordan (22pts/11ast) vs. NW St., 1/20/15

Four in double figures Martinez (14), Thomas (12), South (11)
Amin (10) vs. Texas A&M, 12/05/16Five in double figures Douvier (26), Ali (13), Amin (12), Thomas (11),
Francis (11) at Lamar, 1/11/16**Six in double figures** Thomas (20), Kocher (19), Amin (18), Kilgore (13)
Martinez (12), South (12) vs. Our Lady of the Lake, 11/11/16**Scored 30-39 points** 30, Ehab Amin (26) vs. UTRGV, 11/29/16
Scored 40-49 points 47, Michael Hicks at Cal Poly, 1/8/01

Two score 20 points Pye (23), Ali (20) vs. Central Arkansas, 1/5/16

Scored 20 in a half Ehab Amin (26) vs. UTRGV, 11/29/16

Perfect from field (min. 5) Rashawn Thomas vs. Stephen F. Austin, 3/12/16

Perfect from three (min. 3) Dale Francis (3-3) at Lamar, 1/11/16

Perfect from FT (min. 10) Travis Bailey (10-10) vs. TCU, 11/24/04

10-14 rebounds Rashawn Thomas (12) vs. Jarvis Christian, 11/23/16

15-19 rebounds Rashawn Thomas (19) vs. Texas State, 12/5/15

20+ rebounds Corey Lamkin (21) vs. UTPA, 1/26/01

5-9 offensive rebounds Rashawn Thomas (6) vs. OLLU, 11/11/16

10+ offensive rebounds Rashawn Thomas (10) vs. Texas State, 12/5/15

5+ steals Ehab Amin (5) vs. Saint Mary's, 12/20/16**5+ blocks** Rashawn Thomas (5) vs. UTRGV, 11/29/16**7-9 assists** Rashawn Thomas (7) vs. Jarvis Christian, 11/23/16

10+ assists Hameed Ali (12) at Northwestern St., 1/19/16

Team

Shot 50% .500 (26-52) vs. St. Mary's (Tx.), 12/9/16

Shot 60% .649 (24-37) vs. Nicholls, 3/8/14

Shot 70% Never

30-39 field goals 31 vs Jarvis Christian, 11/23/16

40-49 field goals 43 vs. Texas A&M-Int'l, 11/21/05

50+ field goals Never

3PFG 50% .588 (10-17) vs. Incarnate Word, 2/20/16

3PFG 60% .636 (7-11) at Sam Houston State, 1/30/14

3PFG 70% Never

10-14 3PFG 10 at Sam Houston State, 2/27/16

15-19 3PFG Never

FT 80% .885 (23-26) vs. St. Mary's (Tx.), 12/9/16

FT 90% .900 (18-20) at Texas A&M, 11/19/15

FT 100% (min 5 att.) 1.000 (21-21) at Detroit, 11/25/06

20-29 FTs 20 vs. UTSA, 12/20/16**30-39 FTs** 34 vs. Our Lady of the Lake, 11/11/16

Attempted less than 10 FTs 6 vs. Sam Houston State, 2/6/16

Attempted 40+ FTs 45 vs. Our Lady of the Lake, 11/11/16

THE NEW ORLEANS GAME | SATURDAY, DECEMBER 31

C.T.T. ALWAYS***CHARACTER, TOUGHNESS, TALENT***

The program's official motto - the pillars on which Islanders Basketball is built. Based on being where you're supposed to be, doing the things you're supposed to do, when you're supposed to do them. Toughness isn't necessarily defined by physical toughness in the Islanders program. It is by being tough enough to battle through when things aren't going well. This is also illustrated in the following two mottos.

EGBs***ENERGY GENERATING BEHAVIORS***

Coach Wilson has outlined some the Islanders can do to help pick up the energy during games. Some of these include deflections, blocked shots, offensive rebounds, being vocal on defense and cheering for your teammates.

KILLS

By definition, three defensive stops in a row. The Islanders bench keeps track of what "number" they are playing for on any given defensive possession. When the team is going for a kill, the players on the court will slap the floor.

LEVEL 5

This was introduced by Dr. Joe Carr on his visit with the team last season. Players will often rate each other or the team as a whole on a 0-to-5 scale, with 5 being the best. You will also hear coach talk about a "Level 5 effort" on a possession or for the game as a whole.

THE LAST TIME***Team***

80-89 points	84 vs. UTRGV, 11/29/16
90-99 points	94 at UTRGV, 11/16/16
100-109 points	101 vs. NW State, 1/9/14
110+ points	115 vs. Our Lady of the Lake, 11/11/16
40-49 rebounds	48 vs. Our Lady of the Lake, 11/11/16
50-59 rebounds	55 vs. Jarvis Christian, 11/23/16
60+ rebounds	63 vs. Prairie View, 11/2/00
20+ off. rebounds	22 at Texas, 11/21/15
20-29 assists	24 vs. Our Lady of the Lake, 11/11/16
30+ assists	33 vs. Texas A&M-Int'l, 11/21/05
10-14 blocks	12 vs. Jarvis Christian, 11/23/16
15+ blocks	Never
10-14 steals	12 UTRGV, 11/29/16
15-19 steals	17 vs. St. Mary's (Tx.), 12/9/16
20+ steals	22 vs. Texas A&M-Int'l, 11/21/05
5 or fewer TOs	5 vs. Houston, 11/25/12
6-10 TOs	9 at Saint Mary's, 12/20/16
20+ TOs	22 vs. Our Lady of the Lake, 11/11/16
Played an OT game	W, 71-67 at New Orleans, 1/24/15
Played a 2OT game	L, 86-83 at Houston, 1/7/06
Played a 3OT game	Never
Didn't give up 3PFG	at Lamar (0-4), 2/1/14
Didn't make 3PFG	vs. New Orleans (0-8), 1/25/14
Didn't allow made FT	Never
Didn't make a FT	at UTSA (0-1), 1/11/12
Overcame 10-point deficit to win	(13) vs. Sam Houston State, 3/11/16
Overcame 15-point deficit to win	71-69 at ACU, 2/8/14
Overcame two straight halftime deficits to win	(3), 3/3/16, 3/5/16, 3/11/16

Individual

Led team in pts, reb, ast, blk, stl	John Jordan vs. Sam Houston State, 2/28/15
10 pts, 5 reb, 5 ast, 5 stl	Rashawn Thomas vs. UTRGV, 11/29/16
20 pts, 5 reb, 5 ast, 5 stl	Kevin Palmer at UNCW, 11/29/08
10 pts, 10 reb, 5 ast, 5 stl	Rashawn Thomas vs. Jarvis Christian, 11/23/16
10 pts, 5 reb, 5 ast, 5 blk, 5 stl	Rashawn Thomas vs. UTRGV, 11/29/16
Two straight 30+ points	Michael Hicks, 2/10/01-2/12/01
Five straight 25+ points	Michael Hicks, 1/8/01-1/22/01

Miscellaneous

Two double-doubles	Rashawn Thomas (15pts/12reb) and Joseph Kilgore (19pts/10reb) vs Jarvis Christian 11/23/16
Consecutive double-doubles	Rashawn Thomas, 11/11/16-11/16/16
Three score 20+	Palmer (25), Reynolds (22), Coombs (20) vs. NW St., 1/16/10
Five with 4 assists	Bailey (5), Ervin (5), Engelken (4), Mitchell (4), Muriel (4), Stokes (4) vs. Wiley, 2/9/05
Fifteen with point, reb, ast	vs. Texas A&M-Int'l, 11/21/05

Bold = 2016-17

THE NEW ORLEANS GAME | SATURDAY, DECEMBER 31

SINGLE GAME RECORDS

Minutes Played

1.	47	Brian Evans vs. Arkansas State, 12/29/01
2.	45	Michael Hicks vs. UT-Pan American, 2/19/00
	45	Aaron White at Houston, 1/7/06
4.	43	John Jordan at New Orleans, 1/24/15
	43	Lee Denmon III vs. UT-Pan American, 2/19/00
	43	Brian Evans at UT-Pan American, 1/26/02
	43	Kevin Menifee at Houston, 1/7/06
	43	Kevin Palmer at UT Arlington, 2/3/10
9.	42	Brandon Pye at New Orleans, 1/24/15
	42	Brian Hamilton at UT-Pan American, 1/26/02
	42	Terence Jones vs. UTSA, 2/22/12

Points

1.	47	Michael Hicks at Cal Poly, 1/8/01
2.	40	Michael Hicks vs. Cal Poly, 11/26/00
3.	37	Michael Hicks vs. UT-Pan American, 2/27/01
4.	34	Rashawn Thomas vs. Houston Baptist, 2/8/16
	34	Michael Hicks vs. Belmont, 2/12/01
	34	Chris Daniels at Central Arkansas, 1/13/07
7.	33	Michael Hicks vs. Schreiner, 2/20/00
	33	Michael Hicks at Texas, 12/16/00
	33	Michael Hicks at Texas Tech, 12/18/00
	33	Michael Hicks vs. Portland State, 12/23/00
11.	32	Michael Hicks vs. UT-Pan American, 2/5/00
	32	Travis Bailey vs. Savannah State, 2/8/03
	32	Kevin Palmer vs. Lamar, 1/20/10
14.	31	Rashawn Thomas vs. Nicholls, 1/16/16
	31	Joe Kilgore at UTRGV, 11/16/06
	31	Michael Hicks vs. Belmont, 2/10/00
	31	Michael Hicks vs. Cleveland State, 12/29/00
	31	Michael Hicks vs. Texas College, 2/10/01
	31	Brian Evans vs. UT-Pan American, 2/9/02

Field Goals

1.	18	Michael Hicks at Cal Poly, 1/8/01
2.	15	Michael Hicks vs. Cal Poly, 11/26/00
3.	14	Michael Hicks vs. Belmont, 2/10/00
4.	13	Rashawn Thomas vs. Houston Baptist, 2/8/16
	13	Chris Daniels vs. UC-Davis, 12/17/05
6.	12	Michael Hicks vs. Texas Tech, 11/24/99
	12	Michael Hicks vs. UT-Pan American, 2/5/00
	12	Michael Hicks vs. UT-Pan American 2/16/00
	12	Michael Hicks at Texas Tech, 12/18/00
	12	Michael Hicks vs. Portland State, 12/23/00
	12	Michael Hicks vs. Albany, 1/15/01
	12	Michael Hicks at Prairie View, 1/31/01
	12	Michael Hicks vs. Belmont, 2/12/01
	12	Michael Hicks vs. UT-Pan American, 2/27/01
	12	Brian Evans vs. Loyola-Chicago, 12/3/02
	12	Chris Daniels vs. Trinity, 12/6/05
	12	Chris Daniels vs. Prairie View, 1/9/06
	12	Chris Daniels at Central Arkansas, 1/13/07
	12	Kevin Palmer vs. Lamar, 1/20/10

Field Goal Attempts

1.	31	Michael Hicks at Cal Poly, 1/8/01
2.	28	Will Nelson vs. Houston, 11/25/12
2.	23	Michael Hicks vs. Prairie View, 11/20/00
3.	22	Rashawn Thomas vs. Houston Baptist, 2/8/16
	22	Michael Hicks at Texas, 12/16/00
	22	Thomas Bailey at Chicago State, 1/19/04
	22	Kevin Palmer vs. Lamar, 1/20/10
	22	Kevin Palmer vs. Stephen F. Austin, 3/11/10
8.	21	Michael Hicks vs. Portland State, 1/2/00
	21	Michael Hicks vs. Cal Poly, 11/26/00
	21	Michael Hicks vs. North Texas, 12/2/00
	21	Brian Evans vs. Loyola-Chicago, 12/3/02
	21	Chris Daniels vs. UC-Davis, 12/17/05
	21	Kevin Palmer vs. Texas State, 2/10/10
	21	John Jordan vs. Stephen F. Austin, 12/29/12
	21	John Jordan at Southeastern La., 1/26/13

Perfect FG% in a game (5+ att)

1.	7-7	Josh Ervin vs. Texas A&M - International, 11/21/05
	7-7	Josh Ervin vs. Huston-Tillotson, 12/9/06
	7-7	Rashawn Thomas at Abilene Christian, 2/8/14
4.	6-6	Cedric Smith vs. Huston-Tillotson, 2/22/06
5.	5-5	Rashawn Thomas vs. Stephen F. Austin, 3/12/16
	5-5	Sean Cole vs. Savannah State, 2/8/03
	5-5	Chris Daniels vs. Brown, 12/29/06
	5-5	Scooby Johnson vs. Northwestern State, 3/11/07
	5-5	Demond Watt vs. Northwestern State, 1/16/10
	5-5	Jelani Currie at UTSA, 11/23/13
	5-5	Joy Williamson vs. Northwestern State, 1/9/14
	5-5	Joy Williamson vs. Nicholls, 3/8/14
	5-5	Jelani Currie at Florida Gulf Coast, 3/18/15

3-Point Field Goals

1.	8	Josh Washington vs. UT Arlington, 2/19/07
2.	7	Cole Martinez vs. Jarvis Christian, 11/23/16
	7	Brandon Pye vs. Central Arkansas, 1/5/16
	7	Jelani Currie at CSUN, 12/20/14
	7	Armond Wainwright at UT-Pan American, 2/3/01
	7	Josh Washington vs. Norfolk State, 12/19/06
	7	Terence Jones vs. UTSA, 2/22/12
7.	6	Brandon Pye vs. New Orleans, 1/23/16
	6	Lee Denmon III at Texas, 12/16/00
	6	Lee Denmon III at Belmont, 1/20/01
	6	Lee Denmon III at Prairie View, 1/31/01
	6	Aaron White vs. Drake, 12/29/03
	6	Aaron White vs. UT-Pan American, 2/27/06

3-Point Field Goal Attempts

1.	14	Terence Jones vs. UTSA, 2/22/12
2.	13	Lee Denmon III at Texas, 12/16/00
	13	Aaron White vs. UT-Pan American, 2/27/06
4.	12	Cole Martinez vs. Jarvis Christian, 11/23/16
	12	Lee Denmon III at San Diego State, 1/4/01
	12	Armond Wainwright at UT-Pan American, 2/3/01
	12	Travis Bailey vs. Central Baptist, 2/6/03
	12	Terence Jones at UTSA, 1/11/12
8.	11	Brandon Pye vs. New Orleans, 1/23/16
	11	Lee Denmon III at Belmont, 1/20/01
	11	Chuck Archambault at Denver, 2/5/02
	11	Travis Bailey vs. Texas A&M - International, 11/22/03
	11	Travis Bailey at Chicago State, 1/19/04
	11	Josh Washington vs. Norfolk State, 12/19/06
	11	Josh Washington vs. Nicholls, 2/8/07
	11	Josh Washington vs. UT Arlington, 2/19/07
	11	Terence Jones at Oklahoma State, 11/17/10

Perfect 3-Point FG % (3+ att)

1.	7-7	Jelani Currie at Cal State Northridge, 12/20/14
2.	4-4	Thomas Bailey at Chicago State, 1/19/04
	4-4	Josh Ervin vs. Huston-Tillotson, 12/9/06
	4-4	Antonio Topps at Auburn, 1/2/08
5.	3-3	14 players (Last: Dale Francis at Lamar, 1/11/16)

Free Throws

1.	16	Hameed Ali at Abilene Christian, 3/5/16
	16	Michael Hicks vs. Centenary, 2/12/00
3.	14	Rashawn Thomas at McNeese State, 1/9/16
	14	Brian Evans vs. Savannah State, 2/28/02
5.	13	Bryce Douvier vs. Cal Poly, 12/20/15
	13	John Jordan at Central Arkansas, 1/6/15
	13	Terence Jones vs. Texas State, 1/25/12
	13	John Jordan vs. Huston-Tillotson, 11/8/13
	13	John Jordan vs. UTPB, 12/8/13
10.	12	Michael Hicks vs. Centenary 1/29/00
	12	Brian Evans vs. Savannah State, 2/8/03
	12	John Jordan at Toledo, 11/28/12
	12	John Jordan at McNeese State, 1/10/13
	12	Will Nelson vs. Southeastern La., 2/28/13
	12	John Jordan vs. OLLU, 11/14/14



THE NEW ORLEANS GAME | SATURDAY, DECEMBER 31

SINGLE GAME RECORDS

Free Throw Attempts

1.	18	Michael Hicks vs. Centenary, 1/29/00
	18	Michael Hicks vs. Centenary, 2/12/00
3.	17	Hameed Ali at Abilene Christian, 3/5/16
	17	John Jordan vs. Huston-Tillotson, 11/8/13
5.	16	Rashawn Thomas at McNeese State, 1/9/16
	16	Michael Hicks vs. Centenary, 1/13/01
	16	Michael Hicks vs. UT-Pan American, 2/27/01
	16	Brian Evans vs. Savannah State, 2/28/02
	16	Corey Lamkin vs. Savannah State, 2/8/03
	16	Brian Evans vs. Drake, 12/29/03
	16	John Jordan vs. Northwestern State, 1/9/14
	16	John Jordan vs. New Orleans, 1/25/14
	16	John Jordan at Central Arkansas, 1/6/15

Perfect FT % (Min. 7 att.)

1.	12-12	Brian Evans vs. Savannah State, 2/8/03
2.	10-10	Travis Bailey vs. TCU, 11/27/04
3.	9-9	Chris Daniels vs. UTSA, 1/2/06
4.	8-8	Cole Martinez at Texas State, 11/21/16
	8-8	Travis Bailey vs. UT-Pan American, 2/9/02
	8-8	Travis Bailey vs. Binghamton, 3/1/03
	8-8	Cedric Smith at Detroit, 11/25/06
	8-8	Shannon Shorter vs. Oral Roberts, 11/13/07
8.	7-7	Chuck Archambault at Gardner-Webb, 2/2/02
	7-7	Corey Lamkin at Sam Houston State, 2/1/03
	7-7	Terence Jones vs. Texas A&M, 11/15/10

Rebounds

1.	21	Corey Lamkin at UT-Pan American, 1/26/02
2.	19	Rashawn Thomas vs. Texas State, 12/5/15
3.	18	Corey Lamkin at Air Force, 1/21/04
	18	Zane Knowles vs. Huston-Tillotson, 11/8/13
5.	17	Damian Kirkaldy vs. Beth 2/3/00
	17	Corey Lamkin vs. Savannah State, 2/8/03
	17	Zane Knowles vs. Houston Baptist, 3/1/14
8.	16	Demond Watt vs. Texas A&M, 11/15/10
	16	Chris Hawkins-Mast at Northwestern State, 2/4/12
10.	15	Corey Lamkin vs. Sul Ross State, 11/16/01
	15	Brian Hamilton at UT-Pan American, 1/26/02
	15	Derrick Murphy vs. Trinity, 11/27/02
	15	Corey Lamkin vs. Central Baptist, 2/6/03
	15	Corey Lamkin at Drake, 1/10/05
	15	Corey Lamkin vs. Utah Valley State, 2/19/05
	15	Chris Daniels vs. UC-Davis, 12/17/05
	15	Demond Watt vs. Bethune-Cookman, 11/26/10
	15	Justin Reynolds vs. Savannah State, 2/7/11
	15	Myron Dempsey vs. Utah State, 11/22/11
	15	Rashawn Thomas vs. McNeese State, 1/10/15

Offensive Rebounds

1.	10	Rashawn Thomas vs. Texas State, 12/5/15
	10	Michael Hicks at Cal Poly, 1/8/01
3.	9	Corey Lamkin vs. Sul Ross State, 11/16/01
	9	Corey Lamkin at UAB, 12/19/02
	9	Derrick Murphy vs. Central Baptist, 2/21/04
	9	Corey Lamkin vs. Texas Southern, 12/17/04
7.	8	Rashawn Thomas vs. Our Lady of the Lake, 11/13/15
	8	Michael Hicks vs. UT-Pan American, 2/5/00
	8	Damian Kirkaldy vs. North Texas, 12/2/00
	8	Corey Lamkin at UT-Pan American, 1/26/02
	8	Corey Lamkin at Kansas State, 12/20/03
	8	Kevin Menifee vs. UTSA, 1/2/06
	8	Demond Watt at Kent State, 12/20/09
	8	Demond Watt at Texas, 1/2/10
	8	Demond Watt at Florida State, 1/4/10

Defensive Rebounds

1.	15	Zane Knowles vs. Houston Baptist, 3/1/14
2.	13	Corey Lamkin at UT-Pan American, 1/26/02
	13	Corey Lamkin vs. Savannah State, 2/8/03
	13	Corey Lamkin at Air Force, 1/21/04
	13	Chris Daniels vs. UC-Davis, 12/17/05
	13	Zane Knowles vs. Huston-Tillotson, 11/8/13
7.	12	Rashawn Thomas vs. Austin Peay, 12/2/15
	12	Damian Kirkaldy vs. Beth 2/3/00
	12	Corey Lamkin vs. Prairie View, 12/23/03
	12	Corey Lamkin vs. Georgia Southern, 12/30/03
	12	Corey Lamkin vs. Utah Valley State, 2/19/05
	12	Chris Daniels at IPFW, 2/15/06

Assists

1.	12	Hameed Ali at Northwestern State, 1/19/16
2.	11	Sennai Atsbeha vs. North Texas, 12/2/00
	11	Taurean Mitchell at Stephen F. Austin, 1/31/07
	11	John Jordan at Lamar, 1/12/13
	11	John Jordan vs. Northwestern State, 1/20/15
6.	10	Toby Thomson vs. Belmont 1/22/00
	10	Brian Evans at Sam Houston State, 2/1/03
	10	Taurean Mitchell vs. Central Baptist, 2/17/05
	10	Josh Ervin at Lamar, 2/22/07
	10	Terence Jones vs. UT Arlington, 3/2/11
	10	John Jordan vs. UTSA, 2/22/12
	10	John Jordan vs. Incarnate Word, 2/3/15

Blocks

1.	9	Nate Maxey vs. Houston, 11/25/12
2.	7	Rashawn Thomas vs. Southeastern Louisiana, 1/26/16
	7	Demond Watt at Monmouth, 12/23/09
	7	Nate Maxey vs. McNeese State, 1/7/12
5.	6	Pathe Diene at Winthrop, 1/22/01
	6	Thomas Bailey vs. Huston-Tillotson, 2/23/05
	6	Nate Maxey at Oral Roberts, 2/16/13
	6	Zane Knowles vs. Houston Baptist, 3/1/14
	6	Rashawn Thomas vs. New Orleans, 2/16/15
	6	Rashawn Thomas vs. Jarvis Christian, 3/23/16
11.	5	Rashawn Thomas at Texas, 11/21/15
	5	Rashawn Thomas at Abilene Christian, 3/5/16
	5	Rashawn Thomas vs. UTRGV, 11/29/16
	5	Aaron Eneas vs. UTSA 12/9/99
	5	Pathe Diene vs. Montana State 12/18/99
	5	Pathe Diene vs. Iowa State 12/22/99
	5	Damian Kirkaldy vs. Louisiana-Lafayette 12/28/99
	5	Damian Kirkaldy vs. UT-Pan American, 2/5/00
	5	Pathe Diene vs. Albany, 1/15/01
	5	Thomas Bailey vs. UT-Pan American, 2/5/05
	5	Chris Daniels at Missouri State, 12/3/05
	5	Carl Nelson vs. Texas A&M - International, 11/21/05
	5	Chris Daniels at Purdue, 12/22/06
	5	Demond Watt at UTSA, 2/23/11
	5	Justin Reynolds at Central Arkansas, 3/5/11
	5	Nate Maxey vs. Sam Houston State, 2/11/12

Steals

1.	7	Kevin Palmer at Georgia, 12/22/08
	7	Ehab Amin vs. St. Mary's, 12/9/16
2.	6	Ehab Amin vs. New Orleans, 1/23/16
	6	Hameed Ali vs. Houston Baptist, 2/8/16
	6	C.J. McBride vs. Sul Ross State, 11/17/00
	6	Lee Denmon III vs. Birmingham Southern, 12/28/00
	6	Michael Hicks vs. Centenary, 1/13/01
	6	Armond Wainwright at Belmont, 2/12/01
	6	Jake Kocher vs. New Orleans, 1/25/14
9.	5	27 players (Last: Rashawn Thomas vs. UTRGV, 11/29/16)



THE NEW ORLEANS GAME | SATURDAY, DECEMBER 31

TEAM RECORDS

Points

Game: 116 vs. Belmont (2/12/01)
 116 vs. Concordia (11/19/05)
 116 vs. Texas A&M Intl. (11/21/05)
 Season: 2,615 (2006-07)

Fewest Points

Game: 31 vs. Air Force (1/21/04)
 Season: 1,755 (2011-12)

Most Points In A Half

Game: 74 (second half) vs. TAMU (11/21/05)

Fewest Points In A Half

Game: 11 (first half) at Oklahoma St. (11/11/11)

Most Points In A Loss

Game: 116 vs. Belmont (2/12/01)

Largest Margin Of Victory

Game: 58 (116-58) vs. TAMU (11/21/05)

Largest Margin Of Defeat

Game: 41 (82-41) at Kansas (11/23/10)

Scoring Average

Season: 85.5 (2000-01)

Lowest Scoring Average

Season: 58.5 (2011-12)

Highest Opponent Scoring Average

Season: 83.2 (2000-01)

Lowest Opponent Scoring Average

Season: 64.5 (2014-15)

100-Point Games

Season: 6 (2000-01)

90-Point Games

Season: 11 (2000-01)

Wins

Season: 26 (2006-07)

Winning Streak

Season: 10 (2006-07)

Winning Percentage

Season: .787 (2006-07)

Losses

Season: 24 (2011-12)

Longest Losing Streak

Season: 12 (2012-13)

Field Goals Made

Game: 46 vs. Cal Poly (1/18/01)
 Season: 912 (2006-07)

Field Goals Attempted

Game: 85 vs. Cal Poly (1/18/01)
 Season: 1918 (2015-16)

Fewest Field Goals Made

Game: 13 at Stephen F. Austin (2/25/12)
 13 at Bradley (11/25/14)
 Season: 627 (2011-12)

Fewest Field Goals Attempts

Game: 36 at Stephen F. Austin (1/29/11)
 Season: 1555 (2007-08)

Highest Field Goal Percentage

Game: .672 (43-64) vs. Huston-Tillotson
 (2/22/06)
 Season: .522 (2006-07)

Lowest Field Goal Percentage

Game: .250 (18-72) at Texas (11/21/15)
 Season: .396 (2011-12)

Most Three-Point Field Goals Made

Game: 14 vs. Central Arkansas (1/5/16)
 14 vs. Texas-Pan American (2/27/01)
 14 vs. Nicholls State (2/8/07)
 Season: 215 (2015-16)

Fewest Three-Point Field Goals Made

Game: 0, 5x, last at Texas State (2/15/12)
 Season: 123 (2002-03)

Most Three-Point Field Goals Attempted

Game: 32 vs. Central Baptist (2/6/03)
 32 vs. Utah Valley State (1-20-05)
 Season: 631 (2015-16)

Fewest Three-Point Field Goals Attempted

Game: 4 vs. Binghamton (3/1/03)
 Season: 387 (2002-03)

Highest Three-Point Field Goal Percentage

Game: .750 (6-8) at SFA, 3/9/13
 Season: .402 (2006-07)

Lowest Three-Point Field Goal Percentage

Game: .000 (0-13) 5x, last at Texas St (2/15/12)
 Season: .288 (2007-08)

Most Free Throws Made

Game: 39 vs. Wayland Baptist (12/28/01)
 Season: 605 (2014-15)

Fewest Free Throws Made

Game: 0 at UTSA (1/11/12)
 Season: 340 (2012-13)

Most Free Throws Attempted

Game: 57 vs. Wayland Baptist (12/28/01)
 Season: 881 (2014-15)

Fewest Free Throws Attempted

Game: 1 at UTSA (1/11/12)
 Season: 500 (2012-13)

Highest Free Throw Percentage

Game: 1.000 (21-21) at Detroit (11/25/06)
 1.000 (9-9) vs. Longwood (2/12/05)
 1.000 (6-6) vs. Texas A&M (12/5/16)
 Season: .749 (2004-05)

Lowest Free Throw Percentage

Game: .000 at UTSA (1/11/12)
 Season: .600 (2011-12)

Most Rebounds

Game: 63 vs. Prairie View A&M (11/20/00)
 Season: 1242 (2008-09)

Fewest Rebounds

Game: 22 vs. Nicholls (2/2/11)
 Season: 921 (2012-13)

Highest Rebound Margin

Game: +35 vs. Prairie View A&M (11/20/00)

Lowest Rebound Margin

Game: -22 vs. Loyola (Chicago) (12/3/02)

Highest Rebounding Average

Season: 39.5 (2001-02)

Lowest Rebounding Average

Season: 32.4 (2014-15)

Most Assists

Game: 34 vs. Huston-Tillotson (2/22/06)
 Season: 595 (2006-07)

Fewest Assists

Game: 5 7x, Last at Wisconsin (12/15/15)
 Season: 316 (2012-13)

Most Blocked Shots

Game: 14 vs. Houston, 11/25/12
 Season: 149 (2015-16)

Fewest Blocked Shots

Season: 48 (2001-02)

Most Steals

Game: 22 vs. Concordia (11/19/05)
 Season: 306 (2015-16)

Fewest Steals

Season: 155 (2007-08)

Most Turnovers

Game: 33 vs. UAB (12/19/02)
 Season: 564 (2008-09)

Fewest Turnovers

Game: 5 vs. Texas Tech (12/1/11)
 5 vs. Houston (11/25/12)
 Season: 351 (2012-13)



THE NEW ORLEANS GAME | SATURDAY, DECEMBER 31

SINGLE GAME OPPONENT RECORDS

Points

Individual: 46, Mire Chatman (Texas-Pan American, 2/9/02)
 Team: 117, Belmont (2/12/01)

Fewest Points

Team: 27, Abilene Christian (3/7/15)

Fewest Points In A Half

Team: 7, first half, Savannah State (12/29/05)

Most Points In A Half

Individual: 28, first half, Ronnie McCollum (Centenary, 1/13/01)
 Team: 64, first half, North Texas (12/2/00)

Field Goals

Individual: 16, Tony Murphy (Norfolk State, 12/19/06)
 16, Mire Chatman (Texas-Pan American, 2/9/02)
 Team: 39, Hawaii (11/24/02)

Field Goals Attempted

Individual: 30, Mire Chatman (Texas-Pan American, 2/9/02)
 Team: 82, Cal Poly (1/8/01)

Fewest Field Goals Made

Team: 9, Texas State (12/5/15)
 9, Abilene Christian (3/7/15)

Highest Field Goal Percentage

Team: .642 (34-53), Texas Tech (11/24/99)

Lowest Field Goal Percentage

Team: .188 (9-48), Abilene Christian (3/7/15)

Three-Point Field Goals Made

Individual: 8, Obi Muonelo, (Oklahoma State, 12/14/08)
 Team: 21, Nicholls State (2/8/07)

Three-Point Field Goals Attempted

Individual: 17, Watende Favors (Cal Poly, 1/8/01)
 Team: 46, Nicholls State (2/8/07)

Most Free Throws Made

Individual: 16, Rian Pearson (Toledo, 11/28/12)
 Team: 44, North Texas (12/2/00)

Fewest Free Throws Made

Team: 2, Sam Houston State (2/6/16)

Free Throws Attempted

Individual: 20, Rian Pearson (Toledo, 11/28/12)
 Team: 55, North Texas (12/2/00)

Fewest Free Throws Attempted

Team: 6, Utah Valley State (2/11/06)
 6, Texas A&M-International (11/25/09)

Free Throw Percentage

Team: 1.000 (15-15), Centenary (1/18/03)

Lowest Free Throw Percentage

Team: .188 (3-16), Sam Houston State (2/2/13)

Rebounds

Individual: 19, Augustine Rubit (South Alabama, 12/16/12)
 Team: 51, Louisiana-Lafayette (12/28/99);
 51, Bethune-Cookman (2/22/01)

Offensive Rebounds

Individual: 9, Chris Horton (Austin Peay, 12/2/15)
 Team: 30, Bethune-Cookman (2/22/01)

Defensive Rebounds

Individual: 15, Dave Schloss (Albany, 1/17/00)
 Team: 36, BYU (1/6/01)

Fewest Rebounds

Team: 13, Alcorn State (11/25/03)

Assists

Individual: 13, Terrence White (North Texas, 12/2/00)
 Team: 30, LSU (12/14/02)

Fewest Assists

Team: 3, Central Arkansas (1/10/09)

Blocks

Individual: 9, Jay Brown (Lamar, 1/21/09)
 Team: 14, Tulsa (11/23/08)

Steals

Individual: 8, Eric Bush (UAB, 12/19/02)
 Team: 16, Texas A&M (11/15/10)
 16, Schreiner (2/15/00)
 16, Binghamton (1/4/04)

Personal Fouls

Team: 38, Wayland Baptist (12/28/01)

Fewest Personal Fouls

Team: 10, at Kansas (11/23/10)

Most Turnovers

Team: 40, Sul Ross State (11/17/00)

Fewest Turnovers

Team: 5, at Stephen F. Austin (3/9/13)



THE NEW ORLEANS GAME | SATURDAY, DECEMBER 31



WILLIS *WILSON*

Head Coach • Sixth season • Rice (1982)

2014 BEN JOBE NATIONAL COACH OF THE YEAR

From the first day of Willis Wilson's tenure at Texas A&M-Corpus Christi on March 25, 2011, he made it instantly clear what his goal for the program was.

"We want to be the premier program in the Southland Conference and follow down the paths of a Butler, Gonzaga, George Mason or Virginia Commonwealth."

Taking a program with one NCAA Tournament appearance and just 12 years of Division I history into a place alongside the premier names in college basketball is a tall task. The first step is building a culture and foundation for the Islanders.

The program's philosophy for recruiting student-athletes – Character, Toughness, Talent – has been a major step in the building process for the Islanders. The hope for Wilson is that these attributes in his players will build Islanders Basketball into a championship program.

And the Islanders are on the verge of just that.

Texas A&M-Corpus Christi men's basketball has improved its record in each of its first five years under the direction of Wilson, taking just a six-win team in 2011-12 and turning it into a 25-win championship contender this past season.

The 2015-16 campaign was the best on the Island since the Blue and Green won the Southland Conference Championship in 2007. The Islanders went 25-8, reached the Southland Conference Finals and earned a postseason berth for the third straight year.

The 25 wins were just one shy of the program record of 26, set back in 2007, and marked the second consecutive 20-win campaign for Wilson's Islanders. Wilson continued to mentor then junior Rashawn Thomas towards numerous awards and records, including Southland Conference Defensive Player of the Year, NABC First Team All-District and Mid-Major All-America honors.

The year prior, Texas A&M-Corpus Christi had what was then its best season since 2007, winning 20 games and advancing to the Southland Conference Semifinals for the second straight year. The Islanders were the only team that season to defeat eventual

champion Stephen F. Austin, topping the Lumberjacks at the American Bank Center on Feb. 14.

The 2014-15 campaign marked the Islanders' second of three straight trips to the College Insider Tournament and opened with a win against recent NCAA Tournament Cinderella Florida Gulf Coast, before hosting the first postseason game in program history, a loss to Kent State in the second round.

Individual honors rolled in once again, as senior John Jordan was named First Team All-Southland for the second straight year, and added NABC First Team All-District honors for the first time. As a sophomore, Thomas picked up Second Team All-Southland recognition in each of those categories as well.

Jordan, in particular, rolled out the milestones, as the Wilson recruit became the school's all-time leader in points, assists, minutes, steals, games played, games started, free throws made and free throws attempted.

Wilson also earned a personal milestone, as the bench boss picked up his 250th career win in the first game of the season. The 20-win campaign was his first since 2003-04 as a head coach. His team finished strong for the second year in a row, winning six of the last seven contests to enter the Southland Conference Tournament on a hot streak thanks to outstanding defense.

During the 2013-14 season, Texas A&M-Corpus Christi took a huge step in Wilson's process, as the team had the third-largest turnaround in the nation, finishing with 12 more wins than it did the season before. The Islanders rolled to a 14-4 record and a second place finish in the Southland, and earned a berth in the College Insider Tournament. With a win over Northern Colorado in the CIT, the Islanders posted the program's first victory in a postseason tournament since its inception in 1999.

Individual accolades came with the team success, most notably for Wilson, who was the recipient of the Ben Jobe Coach of the Year Award, presented annually to the top minority coach in Division I. Two years later he was again named a finalist for the award.



THE NEW ORLEANS GAME | SATURDAY, DECEMBER 31

Before coming to the Island University, Wilson served two seasons as an assistant to Josh Pastner at the University of Memphis. In two years, he saw the Tigers go 49-19 and advance to the postseason both years. During the 2010-11 season, the Tigers went 25-9, won their fifth Conference USA Championship and a berth in the 2011 NCAA Tournament. In his first season for the Tigers, Wilson helped guide the Tigers to a 24-10 overall record and a National Invitation Tournament (NIT) berth.

Wilson became one of the most respected coaches in the country in his time as the head coach at his alma mater, Rice. In 16 years leading the Owls, Wilson posted a career record of 219-246, leading the team to the postseason three times in his tenure, and finishing as the school's all-time winningest coach.

The Silver Spring, Md., native led the Owl program to the most postseason appearances since 1950. Wilson guided the Owls to three National Invitation Tournaments (NIT) – in 1993, 2004 and 2005. Rice's first round win at Wisconsin in the 1993 NIT was the program's first postseason victory since the 1954 NCAA Tournament. Wilson was also an assistant on the Rice coaching staff when the Owls earned an NIT berth in 1991.

In his tenure at Rice, Wilson coached 17 all-conference performers, including 2007 Conference USA Player of the Year Morris Almond. Almond, a 2007 NBA Draft first round pick, and Michael Harris (2005) both earned All-America accolades. Wilson also had four players pick up CoSIDA Academic All-District honors, including Adam Peakes who was a two-time CoSIDA Academic All-America selection.

The 2004 team was Wilson's most successful, as it won 22 games including the BP Top of the World Classic Championship. For his leadership in 2004, Wilson became the first Rice basketball coach to be selected as the National Association of Basketball Coaches District 9 Coach of the Year since the award began in 1970. During the 2005 season, the Owls won 19 contests and advanced to postseason action in consecutive seasons for only the second time in school history, as Michael Harris and Jason McKrieth again were named all-conference.

Prior to taking over the reins of the Rice program, Wilson spent the 1991-92 campaign as an assistant on Mike Montgomery's staff at Stanford. The Cardinal finished the season with an 18-11 overall record and a 10-8 Pac-10 mark for fourth place in the league. Stanford earned an NCAA Tournament bid and lost in the first round to Alabama. Wilson coached All-American Adam Keefe, who finished his collegiate career as one of four players in NCAA history to have 2,000 points and 1,000 rebounds while shooting 60 percent from the floor in a career.

Wilson began his collegiate coaching career as an assistant at his alma mater in 1985-86. After a one-year stint as a head coach at Houston's Strake Jesuit Prep, Wilson returned to Rice as an assistant from 1987-91. As a member of the Rice staff, Wilson helped the Owls improve their Southwest Conference standing each year. During Wilson's final year as a Rice assistant, the Owls finished fourth in the league and received a bid to the NIT. The winning record was Rice's first in 20 years and the postseason appearance marked its first in 21 seasons.

After arriving on the Rice campus in August 1978, Wilson was a four-year letterman for the Owls. He co-captained the Owls to a 15-win season in 1982 and was a teammate of former NBA star and Rice Athletic Hall of Fame member Ricky Pierce. Wilson, a Will Rice College Fellow and member of the college court, graduated with a Bachelor of Arts degree in political science in 1982. He also participated in the Rice NCAA Volunteers for Youth program.

Wilson and his wife, Vicki, have three children, daughter, Kristin, and twin sons, Zachary and Keenan.

CAREER RECORD

<i>Year</i>	<i>School</i>	<i>Overall</i>	<i>Pct.</i>
1992-93	Rice	18-10	.643
1993-94	Rice	15-14	.517
1994-95	Rice	15-13	.536
1995-96	Rice	14-14	.500
1996-97	Rice	12-15	.444
1997-98	Rice	6-22	.214
1998-99	Rice	18-10	.643
1999-00	Rice	5-22	.185
2000-01	Rice	14-16	.467
2001-02	Rice	10-19	.345
2002-03	Rice	19-10	.655
2003-04	Rice	22-11	.667
2004-05	Rice	19-12	.613
2005-06	Rice	12-16	.429
2006-07	Rice	16-16	.500
2007-08	Rice	3-27	.100
2011-12	A&M-CC	6-24	.200
2012-13	A&M-CC	6-23	.207
2013-14	A&M-CC	18-16	.529
2014-15	A&M-CC	20-14	.588
2015-16	A&M-CC	25-8	.781
2016-17	A&M-CC	7-3	
Overall	21st year	300-335	.473

EXPERIENCE

2011-Present	Head Coach, Texas A&M - Corpus Christi
2009-2011	Assistant Coach, Memphis
1992-2008	Head Coach, Rice
1991-1992	Assistant Coach, Stanford
1987-1991	Assistant Coach, Rice
1986-1987	Head Coach, Strake Jesuit Prep
1985-1986	Assistant Coach, Rice

ACCOMPLISHMENTS

- 2013-14 Ben Jobe National Coach of the Year
- Led Islanders to +12 win differential in 2013-14, the second most in the nation.
- Led A&M-Corpus Christi to three straight postseason appearances and first postseason win in school history.
- Winningest head coach in Rice history.
- Led Rice to three postseason berths in his tenure.
- Has guided 10 players to the NBA.
- Named 1999 WAC Mountain Division Coach of the Year.
- Led Islanders to second most wins in a season (25-8).



THE NEW ORLEANS GAME | SATURDAY, DECEMBER 31

#0 | KYLE *BROWN*

R-Fr. • G • 5-10 • 150 • Fresno, Texas • Ridge Point HS

INSIDE THE ISLANDER

- Redshirted during 2015-16 season.
- Played career-high 17 minutes in season opener, scoring 7 points.

2016-17 HIGHS

Minutes..... 17, vs. OLLU, 11/11/16
 Points 7, vs. OLLU, 11/11/16
 FG.....
 FG Att. 2 (2x) last at UTRGV, 11/16/16
 3FG.....
 3FG Att..... 1, vs. OLLU, 11/11/16
 FT..... 7, vs. OLLU, 11/11/16
 FT Att..... 11, vs. OLLU, 11/11/16
 Reb 3, vs. Jarvis Christian, 11/23/16
 Assists 1 (2x) last vs. JCC, 11/23/16
 Blocks.....
 Steals 2 (2x) last at UTRGV, 11/16/16

CAREER HIGHS

Minutes..... 17, vs. OLLU, 11/11/16
 Points 7, vs. OLLU, 11/11/16
 FG.....
 FG Att. 2 (2x) last at UTRGV, 11/16/16
 3FG.....
 3FG Att..... 1, vs. OLLU, 11/11/16
 FT..... 7, vs. OLLU, 11/11/16
 FT Att..... 11, vs. OLLU, 11/11/16
 Reb 3, vs. Jarvis Christian, 11/23/16
 Assists 1 (2x) last vs. JCC, 11/23/16
 Blocks.....
 Steals ... 2 (2x) last at UTRGV, 11/16/2016

GAME-BY-GAME

Opponent	Date	gs	min	Total		3-Point		F-Throw		Rebounds				pf	a	to	blk	stl	pts	avg
				fg-fga	fg%	3fg-fga	3fg%	ft-fa	ft%	off	def	tot	avg							
OUR LADY OF THE LAKE	11/11/16		17	0-2	.000	0-1	.000	7-11	.636	0	1	1	1.0	3	1	2	0	2	7	7.0
at UT Rio Grande Valley	11/16/16		7	0-2	.000	0-0	.000	2-4	.500	0	2	2	1.5	2	0	2	0	2	2	4.5
JARVIS CHRISTIAN	11/23/16		12	0-0	.000	0-0	.000	0-0	.000	1	2	3	2.0	0	1	1	0	0	0	3.0
at Cal Poly	12/03/16		1	0-0	.000	0-0	.000	0-0	.000	0	0	0	1.5	0	0	0	0	0	0	2.3
at Texas A&M	12/05/16		2	0-0	.000	0-0	.000	0-0	.000	0	0	0	1.2	0	0	0	0	0	0	1.8
ST. MARY'S (TX)	12/09/16		2	0-0	.000	0-0	.000	0-0	.000	0	0	0	1.0	1	0	0	0	0	0	1.5
at Oklahoma State	12/22/16		5	0-0	.000	0-0	.000	0-0	.000	0	0	0	0.9	0	0	1	0	0	0	1.3
Totals		0	46	0-4	.000	0-1	.000	9-15	.600	1	5	6	0.9	6	2	6	0	4	9	1.3

CAREER STATISTICS

Season	GP-GS	Min/Avg	Total		3-Ptr		F-Throws		Rebounds				PF	FO	A	TO	Blk	Stl	Pts	Avg
			FG-FGA	Pct	FG-FGA	Pct	FT-FTA	Pct	Off	Def	Tot	Avg								
2015-16	0-0	0/0.0	0-0	.000	0-0	.000	0-0	.000	0	0	0	0.0	0	0	0	0	0	0	0	0.0
2016-17	7-0	46/6.6	0-4	.000	0-1	.000	9-15	.600	1	5	6	0.9	6	0	2	6	0	4	9	1.3
Total	7-0	46/6.6	0-4	.000	0-1	.000	9-15	.600	1	5	6	0.9	6	0	2	6	0	4	9	1.3



THE NEW ORLEANS GAME | SATURDAY, DECEMBER 31



#2 | COLE MARTINEZ

R-Sr. • G • 6-3 • 190 • San Antonio, Texas • Air Force Prep

INSIDE THE ISLANDER

- Scored a career-high 30 points against Jarvis Christian (11/23/16) two days after previously setting it with 18 points in win at Texas State (11/21/16). Redshirted during 2015-16 season.
- Hit 7 three pointers against Jarvis Christian, second most in Islander history.
- Was a perfect 8-of-8 at the FT line at Texas State. Most without a miss since 2007.
- Played regularly in each of his first three seasons with the Islanders.
- Averaged 2.5 ppg over his first three seasons.
- Hit 19 threes and shot .352 from beyond the arc as a sophomore.

2016-17 HIGHS

Minutes..... 38, vs. UTRGV, 11/29/16
 Points30, vs. Jarvis Christian, 11/23/16
 FG..... 10, vs. Jarvis Christian, 11/23/16
 FG Att. 16, vs. Jarvis Christian, 11/23/16
 3FG.....7, vs. Jarvis Christian, 11/23/16
 3FG Att... 12, vs. Jarvis Christian, 11/23/16
 FT.....8, at Texas State, 11/21/16
 FT Att.....8, at Texas State, 11/21/16
 Reb..... 6, vs. Jarvis Christian, 11/23/16
 Assists5, vs. OLLU, 11/11/16
 Blocks1, vs. Jarvis Christian, 11/23/16
 Steals ... 3 (2x) las vs. St. Mary's, 12/9/16

CAREER HIGHS

Minutes..... 38, vs. UTRGV, 11/29/16
 Points30, vs. Jarvis Christian, 11/23/16
 FG..... 10, vs. Jarvis Christian, 11/23/16
 FG Att. 16, vs. Jarvis Christian, 11/23/16
 3FG.....7, vs. Jarvis Christian, 11/23/16
 3FG Att... 12, vs. Jarvis Christian, 11/23/16
 FT.....8, at Texas State, 11/21/16
 FT Att.....8, at Texas State, 11/21/16
 Reb..... 6, vs. Jarvis Christian, 11/23/16
 Assists5, vs. OLLU, 11/11/16
 Blocks1 (3x), last vs. Jarvis, 11/23/16
 Steals ... 3 (2x) las vs. St. Mary's, 12/9/16

GAME-BY-GAME

Opponent	Date	gs	min	Total		3-Point		F-Throw		Rebounds				pf	a	to	blk	stl	pts	avg	
				fg-fga	fg%	3fg-fga	3fg%	ft-fa	ft%	off	def	tot	avg								
OUR LADY OF THE LAKE	11/11/16	*	23	4-6	.667	4-6	.667	0-0	.000	0	4	4	4.0	4	5	0	0	1	12	12.0	
at UT Rio Grande Valley	11/16/16	*	29	1-4	.250	0-1	.000	4-4	1.000	0	1	1	2.5	3	3	1	0	1	6	9.0	
at Texas State	11/21/16	*	31	4-9	.444	2-4	.500	8-8	1.000	1	2	3	2.7	3	1	0	0	0	18	12.0	
JARVIS CHRISTIAN	11/23/16	*	35	10-16	.625	7-12	.583	3-5	.600	1	5	6	3.5	1	3	0	1	3	30	16.5	
UT RIO GRANDE VALLEY	11/29/16	*	38	5-8	.625	2-5	.400	2-2	1.000	1	3	4	3.6	4	1	0	0	0	14	16.0	
at Cal Poly	12/03/16	*	36	4-6	.667	1-3	.333	1-1	1.000	0	2	2	3.3	1	1	0	0	0	10	15.0	
at Texas A&M	12/05/16	*	25	5-8	.625	4-7	.571	0-0	.000	1	1	2	3.1	2	0	2	0	0	14	14.9	
ST. MARY'S (TX)	12/09/16	*	36	2-6	.333	1-3	.333	4-4	1.000	0	2	2	3.0	0	2	1	0	3	9	14.1	
TEXAS-SAN ANTONIO	12/18/16	*	34	0-4	.000	0-2	.000	2-2	1.000	1	0	1	2.8	2	0	0	0	0	2	12.8	
at #19 Saint Mary's (CA)	12/20/16	*	18	0-1	.000	0-0	.000	0-0	.000	0	2	2	2.7	1	0	1	0	0	0	11.5	
at Oklahoma State	12/22/16	*	6	0-0	.000	0-0	.000	0-0	.000	0	0	0	2.5	1	0	0	0	1	0	10.5	
Totals			11	311	35-68	.515	21-43	.488	24-26	.923	5	22	27	2.5	22	16	5	1	9	115	10.5

CAREER STATISTICS

Season	GP-GS	Min/Avg	Total		3-Ptr		F-Throws		Rebounds				PF	FO	A	TO	Blk	Stl	Pts	Avg
			FG-FGA	Pct	FG-FGA	Pct	FT-FTA	Pct	Off	Def	Tot	Avg								
2012-13	22-0	176/8.0	12-43	.279	9-37	.243	9-11	.818	1	9	10	0.5	10	0	5	7	0	7	42	1.9
2013-14	32-0	279/8.7	31-79	.392	19-54	.352	18-22	.818	6	18	24	0.8	37	0	20	5	2	7	99	3.1
2014-15	28-0	177/6.3	17-51	.333	13-42	.310	13-13	1.000	4	11	15	0.5	20	0	1	12	1	7	60	2.1
2015-16	0-0	0/0.0	0-0	.000	0-0	.000	0-0	.000	0	0	0	0.0	0	0	0	0	0	0	0	0.0
2016-17	11-11	311/28.3	35-68	.515	21-43	.488	24-26	.923	5	22	27	2.5	22	0	16	5	1	9	115	10.5
Total	93-11	943/10.1	95-241	.394	62-176	.352	64-72	.889	16	60	76	0.8	89	0	42	29	4	30	316	3.4



THE NEW ORLEANS GAME | SATURDAY, DECEMBER 31



#3 | JOE KILGORE

Jr. • G • 6-5 • 185 • Spring, Texas • Dekaney HS

INSIDE THE ISLANDER

- Scored a career high 31 points at UTRGV (11/16).
- Recorded double-double (19 pts/10 reb) against Jarvis Christian (11/23)
- Scored in double figures six times.
- Has set or tied nine career highs this season.

2016-17 HIGHS

Minutes... 33 (2x) last vs. UTRGV, 11/23/16
 Points 31, at UTRGV, 11/16/16
 FG.....11, at UTRGV, 11/16/16
 FG Att..... 17, at UTRGV, 11/16/16
 3FG.....1, at UTRGV, 11/16/16
 3FG Att.....3, at UTRGV, 11/16/16
 FT.....8, at UTRGV, 11/16/16
 FT Att.....11, at UTRGV, 11/16/16
 Reb 10, vs. Jarvis Christian, 11/23/16
 Assists 6 (2x), last vs. Jarvis, 11/23/16
 Blocks2, vs. OLLU, 11/11/16
 Steals2 (2x) last at UTRGV, 11/16/16

CAREER HIGHS

Minutes... 33 (2x) last vs. UTRGV, 11/23/16
 Points 31, at UTRGV, 11/16/16
 FG.....11, at UTRGV, 11/16/16
 FG Att..... 17, at UTRGV, 11/16/16
 3FG..... 1 (17x), last at UTRGV, 11/16/16
 3FG Att..... 3 (7x), last at UTRGV, 11/16/16
 FT.....8 (2x) last at UTRGV, 11/16/16
 FT Att.....11, at UTRGV, 11/16/16
 Reb 10, vs. Jarvis Christian, 11/23/16
 Assists 6 (2x), last vs. Jarvis, 11/23/16
 Blocks 4 at Northwestern St., 1/19/16
 Steals 2 (4x), last at UTRGV, 11/11/16

GAME-BY-GAME

Opponent	Date	gs	min	Total		3-Point		F-Throw		Rebounds				pf	a	to	blk	stl	pts	avg	
				fg-fga	fg%	3fg-fga	3fg%	ft-fa	ft%	off	def	tot	avg								
OUR LADY OF THE LAKE	11/11/16	*	33	5-9	.556	0-2	.000	3-3	1.000	1	6	7	7.0	2	6	3	2	2	13	13.0	
at UT Rio Grande Valley	11/16/16	*	32	11-17	.647	1-3	.333	8-11	.727	3	3	6	6.5	3	2	0	1	2	31	22.0	
at Texas State	11/21/16	*	38	3-8	.375	0-1	.000	4-5	.800	0	5	5	6.0	2	0	0	1	4	10	18.0	
JARVIS CHRISTIAN	11/23/16	*	31	7-14	.500	1-3	.333	4-4	1.000	2	8	10	7.0	1	6	4	1	0	19	18.3	
UT RIO GRANDE VALLEY	11/29/16	*	33	7-12	.583	0-0	.000	2-5	.400	2	1	3	6.2	0	3	8	0	1	16	17.8	
at Cal Poly	12/03/16	*	31	3-7	.429	0-2	.000	2-2	1.000	1	2	3	5.7	3	4	2	0	1	8	16.2	
at Texas A&M	12/05/16	*	31	2-11	.182	0-3	.000	4-4	1.000	3	3	6	5.7	0	2	2	0	0	8	15.0	
ST. MARY'S (TX)	12/09/16	*	32	4-9	.444	0-0	.000	2-2	1.000	0	1	1	5.1	4	3	1	0	1	10	14.4	
TEXAS-SAN ANTONIO	12/18/16	*	33	4-7	.571	0-1	.000	0-1	.000	1	6	7	5.3	1	1	1	1	0	8	13.7	
at #19 Saint Mary's (CA)	12/20/16	*	27	1-10	.100	1-3	.333	0-0	.000	0	0	0	4.8	1	1	1	0	0	3	12.6	
at Oklahoma State	12/22/16	*	23	2-8	.250	1-3	.333	0-0	.000	1	0	1	4.5	3	3	5	0	2	5	11.9	
Totals			11	344	49-112	.438	4-21	.190	29-37	.784	14	35	49	4.5	20	31	27	6	13	131	11.9

CAREER STATISTICS

Season	GP-GS	Min/Avg	Total		3-Ptr		F-Throws		Rebounds				PF	FO	A	TO	Blk	Stl	Pts	Avg
			FG-FGA	Pct	FG-FGA	Pct	FT-FTA	Pct	Off	Def	Tot	Avg								
2014-15	24-0	193/8.0	19-49	.388	3-16	.188	7-12	.583	6	15	21	0.9	21	1	4	9	3	6	48	2.0
2015-16	33-0	634/19.2	80-180	.444	13-41	.317	59-79	.747	30	57	87	2.6	53	0	33	37	21	15	232	7.0
2016-17	11-11	344/31.3	49-112	.438	4-21	.190	29-37	.784	14	35	49	4.5	20	0	31	27	6	13	131	11.9
Total	68-11	1171/17.2	148-341	.434	20-78	.256	95-128	.742	50	107	157	2.3	94	1	68	73	30	34	411	6.0



THE NEW ORLEANS GAME | SATURDAY, DECEMBER 31



#4 | EHAB AMIN

Jr. • G • 6-4 • 200 • Alexandria, Egypt • St. John's Military Acad.

INSIDE THE ISLANDER

- Leads nation in steals
- Scored in double-figures seven-straight games.
- Tied school record with seven steals against St. Mary's (Tx.).
- Scored career-high 30 points vs. UTRGV (11/29/16).
- Had four steals in each of the first three games of the season.
- His 59 steals last season are the fourth most in a single-season in Islanders history.
- Played for the Egyptian National Team at AfroBasket 2015.
- Had three or more steals in 11 games in 2015-16.

2016-17 HIGHS

Minutes.....37, vs. UTRGV, 11/29/16
 Points30, vs. UTRGV, 11/29/16
 FG.....11, vs. UTRGV, 11/29/16
 FG Att.....20, vs. UTSA, 12/18/16
 3FG.....2, vs. UTRGV, 11/29/16
 3FG Att.....5, vs. UTRGV, 11/29/16
 FT.....7, vs. OLLU, 11/11/16
 FT Att.....9, vs. OLLU, 11/11/16
 Reb.....7, vs. OLLU, 11/11/16
 Assists4, vs. OLLU, 11/11/16
 Blocks2, at Texas State, 11/21/16
 Steals7, vs. St. Mary's (Tx.), 12/9/16

CAREER HIGHS

Minutes.....37, vs. UTRGV, 11/29/16
 Points30, vs. UTRGV, 11/29/16
 FG.....11, vs. UTRGV, 11/29/16
 FG Att.....20, vs. UTSA, 12/18/16
 3FG.....4 vs. New Orleans, 1/23/16
 3FG Att.... 5 (3x) last vs. UTRGV, 11/29/16
 FT.....8 at Northwestern St., 1/19/16
 FT Att.....11 (2x), last at NW St., 1/19/16
 Rebounds...9 (2x), last at NW St., 1/19/16
 Assists...6 vs. Jarvis Christian, 12/30/14
 Blocks.....2 (2x) at Texas State, 11/21/16
 Steals7, vs. St. Mary's (Tx.), 12/9/16

GAME-BY-GAME

Opponent	Date	gs	min	Total		3-Point		F-Throw		Rebounds				pf	a	to	blk	stl	pts	avg
				fg-fga	fg%	3fg-fga	3fg%	ft-fa	ft%	off	def	tot	avg							
OUR LADY OF THE LAKE	11/11/16	*	24	5-8	.625	1-3	.333	7-9	.778	3	4	7	7.0	1	4	5	1	4	18	18.0
at UT Rio Grande Valley	11/16/16	*	25	4-8	.500	1-3	.333	0-0	.000	0	1	1	4.0	4	2	6	1	4	9	13.5
at Texas State	11/21/16	*	25	4-12	.333	0-3	.000	4-4	1.000	0	6	6	4.7	4	2	2	2	4	12	13.0
JARVIS CHRISTIAN	11/23/16	*	25	4-7	.571	0-3	.000	0-2	.000	3	3	6	5.0	3	1	4	1	0	8	11.8
UT RIO GRANDE VALLEY	11/29/16	*	37	11-16	.688	2-5	.400	6-7	.857	0	6	6	5.2	3	1	1	1	4	30	15.4
at Cal Poly	12/03/16	*	29	7-12	.583	2-3	.667	2-3	.667	0	3	3	4.8	5	3	2	0	3	18	15.8
at Texas A&M	12/05/16	*	30	5-16	.313	0-4	.000	0-0	.000	3	0	3	4.6	0	3	2	0	1	10	15.0
ST. MARY'S (TX)	12/09/16	*	37	7-15	.467	0-2	.000	1-1	1.000	2	4	6	4.8	1	2	4	0	7	15	15.0
TEXAS-SAN ANTONIO	12/18/16	*	35	8-20	.400	0-3	.000	2-4	.500	4	4	8	5.1	2	1	1	0	3	18	15.3
at #19 Saint Mary's (CA)	12/20/16	*	35	7-14	.500	1-4	.250	2-2	1.000	1	6	7	5.3	1	2	2	0	5	17	15.5
at Oklahoma State	12/22/16	*	34	10-18	.556	0-4	.000	3-4	.750	2	2	4	5.2	2	0	3	0	3	23	16.2
Totals		11	336	72-146	.493	7-37	.189	27-36	.750	18	39	57	5.2	26	21	32	6	38	178	16.2

CAREER STATISTICS

Season	GP-GS	Min/Avg	Total		3-Ptr		F-Throws		Rebounds				PF	FO	A	TO	Blk	Stl	Pts	Avg
			FG-FGA	Pct	FG-FGA	Pct	FT-FTA	Pct	Off	Def	Tot	Avg								
2014-15	33-5	495/15.0	56-131	.427	10-52	.192	49-71	.690	14	66	80	2.4	71	1	27	40	5	35	171	5.2
2015-16	33-0	596/18.1	100-210	.476	25-68	.368	58-81	.716	39	90	129	3.9	68	1	49	54	5	59	283	8.6
2016-17	11-11	336/30.5	72-146	.493	7-37	.189	27-36	.750	18	39	57	5.2	26	1	21	32	6	38	178	16.2
Total	77-16	1427/18.5	228-487	.468	42-157	.268	134-188	.713	71	195	266	3.5	165	3	97	126	16	132	632	8.2



THE NEW ORLEANS GAME | SATURDAY, DECEMBER 31

#5 | DAVID **BLOOM**

Jr. • G • 6-4 • 205 • Plano, Texas • Prince of Peace Christian

INSIDE THE ISLANDER

- Set five career highs at Oklahoma State including points and minutes.
- Grabbed a rebound in opener versus Our Lady of the Lake (11/13).
- Hit three free-throws versus St. Mary's to set career-high.

2016-17 HIGHS

Minutes.....19, at Oklahoma St., 12/22/16
 Points4, at Oklahoma St., 12/22/16
 FG.....2, at Oklahoma St., 12/22/16
 FG Att.....4, at Oklahoma St., 12/22/16
 3FG.....
 3FG Att.....
 FT.....3, vs. St. Mary's (Tx.), 12/9/16
 FT Att.....4, vs. St. Mary's (Tx.), 12/9/16
 Reb.....2 (2x) at Oklahoma St., 12/22/16
 Assists.....1, vs. St. Mary's (Tx.), 12/9/16
 Blocks.....1, vs. St. Mary's (Tx.), 12/9/16
 Steals.....

CAREER HIGHS

Minutes.....19, at Oklahoma St., 12/22/16
 Points4, at Oklahoma St., 12/22/16
 FG.....2, at Oklahoma St., 12/22/16
 FG Att.....4, at Oklahoma St., 12/22/16
 3FG.....
 3FG Att.....
 FT.....3, vs. St. Mary's (Tx.), 12/9/16
 FT Att.....4, vs. St. Mary's (Tx.), 12/9/16
 Reb.....2 (2x) at Oklahoma St., 12/22/16
 Assists.....1, vs. St. Mary's (Tx.), 12/9/16
 Blocks.....1, vs. St. Mary's (Tx.), 12/9/16
 Steals.....

GAME-BY-GAME

Opponent	Date	gs	min	Total		3-Point		F-Throw		Rebounds				pf	a	to	blk	stl	pts	avg
				fg-fga	fg%	3fg-fga	3fg%	ft-fa	ft%	off	def	tot	avg							
OUR LADY OF THE LAKE	11/11/16		4	0-2	.000	0-0	.000	0-0	.000	0	0	0	0.0	0	0	1	0	0	0	0.0
at Texas State	11/21/16		1	0-0	.000	0-0	.000	0-0	.000	0	0	0	0.0	0	0	0	0	0	0	0.0
at Cal Poly	12/03/16		1	0-0	.000	0-0	.000	0-0	.000	0	0	0	0.0	0	0	0	0	0	0	0.0
ST. MARY'S (TX)	12/09/16		5	0-1	.000	0-1	.000	3-4	.750	0	2	2	0.5	0	1	0	1	0	3	0.8
TEXAS-SAN ANTONIO	12/18/16		5	0-0	.000	0-0	.000	0-0	.000	0	0	0	0.4	2	0	0	0	0	0	0.6
at Oklahoma State	12/22/16		19	2-4	.500	0-0	.000	0-0	.000	2	0	2	0.7	0	0	0	0	0	4	1.2
Totals		0	35	2-7	.286	0-1	.000	3-4	.750	2	2	4	0.7	2	1	1	1	0	7	1.2

CAREER STATISTICS

Season	GP-GS	Min/Avg	Total		3-Ptr		F-Throws		Rebounds				PF	FO	A	TO	Blk	Stl	Pts	Avg
			FG-FGA	Pct	FG-FGA	Pct	FT-FTA	Pct	Off	Def	Tot	Avg								
2014-15	2-0	6/3.0	0-3	.000	0-0	.000	2-6	.333	2	1	3	1.5	0	0	0	0	0	0	2	1.0
2015-16	4-0	6/1.5	0-0	.000	0-0	.000	0-0	.000	0	1	1	0.3	1	0	0	2	0	0	0	0.0
2016-17	6-0	35/5.8	2-7	.286	0-1	.000	3-4	.750	2	2	4	0.7	2	0	1	1	1	0	7	1.2
Total	12-0	47/3.9	2-10	.200	0-1	.000	5-10	.500	4	4	8	0.7	3	0	1	3	1	0	9	0.8



THE NEW ORLEANS GAME | SATURDAY, DECEMBER 31

#10 | PERRY *FRANCOIS*

Fr. • F • 6-8 • 225 • North Miami, Fla. • North Miami

INSIDE THE ISLANDER

- Produced best game of season at Oklahoma State with 8 points and 5 rebounds.
- Scored five points in his debut against Our Lady of the Lake (11/11).
- Played for Coach Humberto Govea at North Miami Senior High School.
- Led North Miami to a 15-10 record and trip to district semifinals.
- Averaged 15 points, 11 rebounds and three blocked shots as a senior.
- Named Most Improved as a junior and Team MVP following senior season.
- Has five siblings; Hudson, Joceline, Samantha, Kerby and Tashima.

2016-17 HIGHS

Minutes 14 (3x) at Oklahoma St, 12/22/16
 Points 8, at Oklahoma St, 12/22/16
 FG 4, at Oklahoma St, 12/22/16
 FG Att 7, at Oklahoma St, 12/22/16
 3FG
 3FG Att
 FT 1, vs. OLLU, 11/11/16
 FT Att 3, at Oklahoma St, 12/22/16
 Reb 5, at Oklahoma St, 12/22/16
 Assists 1 (3x) last at OKST, 12/22/16
 Blocks 1 (2x) last vs. UTSA, 12/18/16
 Steals 1, at UTRGV, 11/16/16

CAREER HIGHS

Minutes 14 (3x) at Oklahoma St, 12/22/16
 Points 8, at Oklahoma St, 12/22/16
 FG 4, at Oklahoma St, 12/22/16
 FG Att 7, at Oklahoma St, 12/22/16
 3FG
 3FG Att
 FT 1, vs. OLLU, 11/11/16
 FT Att 3, at Oklahoma St, 12/22/16
 Reb 5, at Oklahoma St, 12/22/16
 Assists 1 (3x) last at OKST, 12/22/16
 Blocks 1 (2x) last vs. UTSA, 12/18/16
 Steals 1, at UTRGV, 11/16/16

GAME-BY-GAME

Opponent	Date	gs	min	Total		3-Point		F-Throw		Rebounds				pf	a	to	blk	stl	pts	avg
				fg-fga	fg%	3fg-fga	3fg%	ft-fa	ft%	off	def	tot	avg							
OUR LADY OF THE LAKE	11/11/16		5	2-4	.500	0-0	.000	1-2	.500	1	1	2	2.0	2	0	3	0	0	5	5.0
at UT Rio Grande Valley	11/16/16		3	2-2	1.000	0-0	.000	0-1	.000	1	0	1	1.5	0	0	0	0	1	4	4.5
at Texas State	11/21/16		0	0-0	.000	0-0	.000	0-0	.000	0	0	0	1.0	0	0	0	0	0	0	3.0
JARVIS CHRISTIAN	11/23/16		0	0-0	.000	0-0	.000	0-0	.000	0	0	0	0.8	0	0	0	0	0	0	2.3
UT RIO GRANDE VALLEY	11/29/16		3	0-0	.000	0-0	.000	0-0	.000	0	1	1	0.8	0	1	0	1	0	0	1.8
at Cal Poly	12/03/16		11	0-0	.000	0-0	.000	0-0	.000	0	1	1	0.8	2	0	0	0	0	0	1.5
at Texas A&M	12/05/16		14	0-0	.000	0-0	.000	0-0	.000	0	2	2	1.0	1	1	0	0	0	0	1.3
ST. MARY'S (TX)	12/09/16		10	0-0	.000	0-0	.000	0-0	.000	0	0	0	0.9	2	0	0	0	0	0	1.1
TEXAS-SAN ANTONIO	12/18/16		8	1-1	1.000	0-0	.000	0-0	.000	1	0	1	0.9	1	0	0	1	0	2	1.2
at #19 Saint Mary's (CA)	12/20/16		14	0-0	.000	0-0	.000	0-0	.000	0	1	1	0.9	2	0	0	1	0	0	1.1
at Oklahoma State	12/22/16		14	4-7	.571	0-0	.000	0-3	.000	4	1	5	1.3	2	1	1	0	0	8	1.7
Totals		0	82	9-14	.643	0-0	.000	1-6	.167	7	7	14	1.3	12	3	4	3	1	19	1.7

CAREER STATISTICS

Season	GP-GS	Min/Avg	Total		3-Ptr		F-Throws		Rebounds				PF	FO	A	TO	Blk	Stl	Pts	Avg
			FG-FGA	Pct	FG-FGA	Pct	FT-FTA	Pct	Off	Def	Tot	Avg								
2016-17	11-0	82/7.5	9-14	.643	0-0	.000	1-6	.167	7	7	14	1.3	12	0	3	4	3	1	19	1.7
Total	11-0	82/7.5	9-14	.643	0-0	.000	1-6	.167	7	7	14	1.3	12	0	3	4	3	1	19	1.7



THE NEW ORLEANS GAME | SATURDAY, DECEMBER 31

#11 | KAREEM ***SOUTH***

R-Fr. • G • 6-2 • 185 • Toronto, Ontario • Senator O'Connor

INSIDE THE ISLANDER

- Career-high 7 rebounds and 4 assists at Oklahoma State (12/22).
- Scored 11 points in a then career-high 24 minutes at Texas A&M (12/5).
- Dished career high 3 assists in win at Texas State (11/21).
- Played in five games as a true freshman before suffering a season-ending injury.
- Redshirted following the injury.
- Ranked top 20 prospect in Canada by NPH.com and top-10 by TopProspects.ca

2016-17 HIGHS

Minutes..... 28 vs. UTSA, 12/18/16
 Points 12, vs. OLLU, 11/11/16
 FG..... 4 at Texas A&M, 12/5/16
 FG Att..... 8, at Texas A&M, 12/5/16
 3FG..... 2 vs. Jarvis Christian, 11/23/16
 3FG Att..... 6 vs. Jarvis Christian, 11/23/16
 FT..... 5 (2x) last vs. UTSA, 12/18/16
 FT Att..... 7, vs. UTSA, 12/18/16
 Reb..... 7, at Oklahoma State, 12/22/16
 Assists ... 4, at Oklahoma State, 12/22/16
 Blocks
 Steals 2, at Oklahoma State, 12/22/16

CAREER HIGHS

Minutes..... 28 vs. UTSA, 12/18/16
 Points 12, vs. OLLU, 11/11/16
 FG..... 4 at Texas A&M, 12/5/16
 FG Att..... 8, at Texas A&M, 12/5/16
 3FG..... 2 vs. Jarvis Christian, 11/23/16
 3FG Att..... 6 vs. Jarvis Christian, 11/23/16
 FT..... 5 (2x) last vs. UTSA, 12/18/16
 FT Att..... 7, vs. UTSA, 12/18/16
 Reb..... 7, at Oklahoma State, 12/22/16
 Assists ... 4, at Oklahoma State, 12/22/16
 Blocks
 Steals 2, at Oklahoma State, 12/22/16

GAME-BY-GAME

Opponent	Date	gs	min	Total		3-Point		F-Throw		Rebounds				pf	a	to	blk	stl	pts	avg
				fg-fga	fg%	3fg-fga	3fg%	ft-fa	ft%	off	def	tot	avg							
OUR LADY OF THE LAKE	11/11/16		19	3-4	.750	1-2	.500	5-6	.833	2	0	2	2.0	3	0	2	0	0	12	12.0
at UT Rio Grande Valley	11/16/16		19	3-6	.500	1-2	.500	0-0	.000	2	2	4	3.0	3	2	0	0	0	7	9.5
at Texas State	11/21/16		19	2-7	.286	1-3	.333	0-0	.000	1	1	2	2.7	1	3	0	0	0	5	8.0
JARVIS CHRISTIAN	11/23/16		21	2-8	.250	2-6	.333	0-0	.000	4	2	6	3.5	1	2	2	0	0	6	7.5
UT RIO GRANDE VALLEY	11/29/16		20	0-4	.000	0-2	.000	3-6	.500	1	0	1	3.0	2	0	2	0	1	3	6.6
at Cal Poly	12/03/16		20	2-5	.400	1-3	.333	1-1	1.000	0	1	1	2.7	1	0	1	0	2	6	6.5
at Texas A&M	12/05/16		24	4-8	.500	1-2	.500	2-2	1.000	1	2	3	2.7	2	1	0	0	0	11	7.1
ST. MARY'S (TX)	12/09/16	*	27	3-5	.600	1-3	.333	2-2	1.000	0	2	2	2.6	2	0	1	0	1	9	7.4
TEXAS-SAN ANTONIO	12/18/16	*	28	3-6	.500	0-2	.000	5-7	.714	0	1	1	2.4	2	0	1	0	1	11	7.8
at #19 Saint Mary's (CA)	12/20/16	*	24	2-5	.400	0-2	.000	0-0	.000	1	0	1	2.3	2	0	1	0	0	4	7.4
at Oklahoma State	12/22/16	*	25	2-6	.333	1-2	.500	1-2	.500	0	7	7	2.7	2	4	2	0	2	6	7.3
Totals		4	246	26-64	.406	9-29	.310	19-26	.731	12	18	30	2.7	21	12	12	0	7	80	7.3

CAREER STATISTICS

Season	GP-GS	Min/Avg	Total		3-Ptr		F-Throws		Rebounds				PF	FO	A	TO	Blk	Stl	Pts	Avg
			FG-FGA	Pct	FG-FGA	Pct	FT-FTA	Pct	Off	Def	Tot	Avg								
2015-16	5-0	36/7.2	2-12	.167	0-2	.000	2-2	1.000	5	0	5	1.0	6	0	3	3	0	0	6	1.2
2016-17	11-4	246/22.4	26-64	.406	9-29	.310	19-26	.731	12	18	30	2.7	21	0	12	12	0	7	80	7.3
Total	16-4	282/17.6	28-76	.368	9-31	.290	21-28	.750	17	18	35	2.2	27	0	15	15	0	7	86	5.4



THE NEW ORLEANS GAME | SATURDAY, DECEMBER 31



#12 | JAKE KOCHER

R-Sr. • G • 6-3 • 180 • Austin, Texas • St. Michael's

INSIDE THE ISLANDER

- Scored a career best 19 points in season opener vs. OLLU (11/11).
- Season-high five rebounds at Oklahoma State (12/22).
- Played in 12 games in 2015-16 before missing the remainder of season due to injury.
- Missed all of 2014-15 season with an injury and received a medical hardship waiver.
- 9-of-19 from the floor and 6-of-8 from the free throw line in 2015-16.
- Played in 73 games in his career with seven starts.

2016-17 HIGHS

Minutes..... 30, at UTRGV, 11/16/16
 Points19, vs. OLLU, 11/11/16
 FG.....8, vs. OLLU, 11/11/16
 FG Att.....9, vs. OLLU, 11/11/16
 3FG.....1, vs. OLLU, 11/11/16
 3FG Att.....2, vs. OLLU, 11/11/16
 FT.....5, at UTRGV, 11/16/16
 FT Att.....6, at UTRGV, 11/16/16
 Reb.....5, at Oklahoma St., 12/22/16
 Assists3, vs. UTRGV, 11/29/16
 Blocks1, vs. OLLU, 11/11/16
 Steals3, at UTRGV, 11/16/16

CAREER HIGHS

Minutes..... 30, at UTRGV, 11/16/16
 Points19, vs. OLLU, 11/11/16
 FG.....8, vs. OLLU, 11/11/16
 FG Att.....10 (2x) vs. New Orleans, 1/25/14
 3FG.....3 at UT Arlington, 2/29/12
 3FG Att.....5 at UT Arlington, 2/29/12
 FT.....5 (2x) last at UTRGV, 11/16/16
 FT Att.....7 at UTSA, 11/23/13
 Reb.....8 (2x), last at McNeese, 1/16/14
 Assists3 (4x) last vs. UTRGV, 11/29/16
 Blocks1 (4x), last vs. OLLU, 11/11/16
 Steals6 vs. New Orleans, 1/25/14

GAME-BY-GAME

Opponent	Date	gs	min	Total fg-fga fg%	3-Point 3fg-fga 3fg%	F-Throw ft-fa ft%	Rebounds off def tot avg	pf	a	to	blk	stl	pts	avg
OUR LADY OF THE LAKE	11/11/16	19		8-9 .889	1-2 .500	2-2 1.000	0 0 0 0.0	2	1	1	1	2	19	19.0
at UT Rio Grande Valley	11/16/16	30		5-8 .625	1-2 .500	5-6 .833	1 3 4 2.0	1	1	0	0	3	16	17.5
at Texas State	11/21/16	24		3-5 .600	1-2 .500	2-2 1.000	3 1 4 2.7	2	1	3	0	1	9	14.7
UT RIO GRANDE VALLEY	11/29/16	25		3-5 .600	0-0 .000	3-4 .750	0 2 2 2.5	1	3	0	0	1	9	13.3
at Cal Poly	12/03/16	15		0-4 .000	0-1 .000	0-0 .000	0 0 0 2.0	2	0	0	0	0	0	10.6
at Texas A&M	12/05/16	17		2-5 .400	1-3 .333	0-0 .000	0 2 2 2.0	3	1	2	0	0	5	9.7
ST. MARY'S (TX)	12/09/16	21		2-3 .667	0-0 .000	4-5 .800	2 2 4 2.3	2	1	2	0	1	8	9.4
TEXAS-SAN ANTONIO	12/18/16	15		2-2 1.000	0-0 .000	0-0 .000	0 1 1 2.1	3	0	0	0	2	4	8.8
at #19 Saint Mary's (CA)	12/20/16	14		0-0 .000	0-0 .000	0-0 .000	0 2 2 2.1	3	0	0	0	0	0	7.8
at Oklahoma State	12/22/16	31		3-7 .429	1-3 .333	0-2 .000	2 3 5 2.4	4	0	2	0	1	7	7.7
Totals		0	211	28-48 .583	5-13 .385	16-21 .762	8 16 24 2.4	23	8	10	1	11	77	7.7

CAREER STATISTICS

Season	GP-GS	Min/Avg	Total FG-FGA Pct	3-Ptr FG-FGA Pct	F-Throws FT-FTA Pct	Rebounds Off Def Tot Avg	PF	FO	A	TO	Blk	Stl	Pts	Avg
2011-12	29-4	366/12.6	31-87 .356	18-57 .316	12-18 .667	10 42 52 1.8	25	0	18	19	0	15	92	3.2
2012-13	0-0	0/0.0	0-0 .000	0-0 .000	0-0 .000	0 0 0 0.0	0	0	0	0	0	0	0	0.0
2013-14	32-3	549/17.2	69-146 .473	15-47 .319	29-40 .725	27 53 80 2.5	42	1	25	27	3	46	182	5.7
2014-15	0-0	0/0.0	0-0 .000	0-0 .000	0-0 .000	0 0 0 0.0	0	0	0	0	0	0	0	0.0
2015-16	12-0	100/8.3	9-19 .474	1-5 .200	6-8 .750	3 17 20 1.7	13	0	4	1	0	7	25	2.1
2016-17	10-0	211/21.1	28-48 .583	5-13 .385	16-21 .762	8 16 24 2.4	23	0	8	10	1	11	77	7.7
Total	83-7	1226/14.8	137-300 .457	39-122 .320	63-87 .724	48 128 176 2.1	103	1	55	57	4	79	376	4.5



THE NEW ORLEANS GAME | SATURDAY, DECEMBER 31

#14 | ELIJAH **SCHMIDT**

Fr. • F • 6-8 • 195 • Spring, Texas • KLEIN

INSIDE THE ISLANDER

- Started first seven games of season.
- Played for Coach Glenn Arnold at Klein High School.
- Led the Bearkats to a 25-7 record and the Region Quarterfinals as a junior.
- Averaged 10 points, nine rebounds and three blocked shots per game as a senior.
- Twice named Defensive MVP.
- Earned First Team All-District honors two times.
- Ranked as a Top 50 player out of the state of Texas.

2016-17 HIGHS

Minutes...32, vs. Jarvis Christian, 11/23/16
 Points4, vs. OLLU, 11/11/16
 FG.....2, vs. OLLU, 11/11/16
 FG Att. 6, vs. Jarvis Christian, 11/23/16
 3FG.....
 3FG Att.....
 FT.....
 FT Att.....
 Reb4, vs. OLLU, 11/11/16
 Assists 2, vs. Jarvis Christian, 11/23/16
 Blocks 3, vs. Jarvis Christian, 11/23/16
 Steals 1 (2x) last at UTRGV, 11/16/16

CAREER HIGHS

Minutes...32, vs. Jarvis Christian, 11/23/16
 Points4, vs. OLLU, 11/11/16
 FG.....2, vs. OLLU, 11/11/16
 FG Att. 6, vs. Jarvis Christian, 11/23/16
 3FG.....
 3FG Att.....
 FT.....
 FT Att.....
 Reb4, vs. OLLU, 11/11/16
 Assists 2, vs. Jarvis Christian, 11/23/16
 Blocks 3, vs. Jarvis Christian, 11/23/16
 Steals 1 (2x) last at UTRGV, 11/16/16

GAME-BY-GAME

Opponent	Date	gs	min	Total		3-Point		F-Throw		Rebounds				pf	a	to	blk	stl	pts	avg	
				fg-fga	fg%	3fg-fga	3fg%	ft-fa	ft%	off	def	tot	avg								
OUR LADY OF THE LAKE	11/11/16	*	12	2-3	.667	0-0	.000	0-0	.000	1	3	4	4.0	3	1	0	0	1	4	4.0	
at UT Rio Grande Valley	11/16/16	*	9	1-1	1.000	0-0	.000	0-0	.000	0	1	1	2.5	5	0	1	0	1	2	3.0	
at Texas State	11/21/16	*	16	1-4	.250	0-0	.000	0-0	.000	1	0	1	2.0	3	0	1	1	0	2	2.7	
JARVIS CHRISTIAN	11/23/16	*	32	1-6	.167	0-0	.000	0-0	.000	2	1	3	2.3	3	2	1	3	0	2	2.5	
UT RIO GRANDE VALLEY	11/29/16	*	10	1-1	1.000	0-0	.000	0-0	.000	0	2	2	2.2	2	0	0	1	0	2	2.4	
at Cal Poly	12/03/16	*	4	0-0	.000	0-0	.000	0-0	.000	0	0	0	1.8	0	0	0	0	0	0	2.0	
at Texas A&M	12/05/16	*	15	3-4	.750	1-1	1.000	0-0	.000	2	2	4	2.1	3	0	1	1	1	7	2.7	
TEXAS-SAN ANTONIO	12/18/16		7	0-0	.000	0-0	.000	0-0	.000	0	1	1	2.0	2	0	0	0	0	0	2.4	
at #19 Saint Mary's (CA)	12/20/16		5	0-1	.000	0-0	.000	0-0	.000	0	1	1	1.9	0	0	0	0	0	0	2.1	
at Oklahoma State	12/22/16		5	1-3	.333	0-0	.000	0-0	.000	2	1	3	2.0	1	0	0	0	0	2	2.1	
Totals			7	115	10-23	.435	1-1	1.000	0-0	.000	8	12	20	2.0	22	3	4	6	3	21	2.1

CAREER STATISTICS

Season	GP-GS	Min/Avg	Total		3-Ptr		F-Throws		Rebounds				PF	FO	A	TO	Blk	Stl	Pts	Avg
			FG-FGA	Pct	FG-FGA	Pct	FT-FTA	Pct	Off	Def	Tot	Avg								
2016-17	10-7	115/11.5	10-23	.435	1-1	1.000	0-0	.000	8	12	20	2.0	22	1	3	4	6	3	21	2.1
Total	10-7	115/11.5	10-23	.435	1-1	1.000	0-0	.000	8	12	20	2.0	22	1	3	4	6	3	21	2.1



THE NEW ORLEANS GAME | SATURDAY, DECEMBER 31

#20 | COLIN *HALE*

Fr. • G • 6-1 • 170 • Aransas Pass, Texas • Aransas Pass

INSIDE THE ISLANDER

- Hit first career field goal, a 3-pointer, vs. UTSA (12/18).
- Played for Coach Glenn Hayes at Aransas Pass High School.
- Led the Panthers to 30 or more wins in each of his four seasons.
- Aransas Pass advanced to Texas Class 3A State Semifinals in both sophomore and senior seasons.
- Holds the Aransas Pass school record with 2,939 career points scored.
- Left ranked 21st all-time in state history for points scored.
- Twice named District MVP and All-State.
- Averaged 31 points per game during senior season.
- Scored 1,233 total points in senior season, the ninth most in state history.
- Holds school record for games won in a career with 129.
- Earned Academic All-State honors and was in Top 10% of graduating class.

2016-17 HIGHS

Minutes..... 8, vs. UTSA, 12/18/16
 Points 3, vs. UTSA, 12/18/16
 FG..... 1, vs. UTSA, 12/18/16
 FG Att..... 2, vs. OLLU, 11/11/2016
 3FG..... 1, vs. UTSA, 12/18/16
 3FG Att..... 1, vs. UTSA, 12/18/16
 FT..... 1, vs. OLLU, 11/11/2016
 FT Att..... 2, vs. OLLU, 11/11/2016
 Reb 1 (2x) last vs. UTSA, 12/18/16
 Assists 1 (2x) last vs. UTSA, 12/18/16
 Blocks
 Steals

CAREER HIGHS

Minutes..... 8, vs. UTSA, 12/18/16
 Points 3, vs. UTSA, 12/18/16
 FG..... 1, vs. UTSA, 12/18/16
 FG Att..... 2, vs. OLLU, 11/11/2016
 3FG..... 1, vs. UTSA, 12/18/16
 3FG Att..... 1, vs. UTSA, 12/18/16
 FT..... 1, vs. OLLU, 11/11/2016
 FT Att..... 2, vs. OLLU, 11/11/2016
 Reb 1 (2x) last vs. UTSA, 12/18/16
 Assists 1 (2x) last vs. UTSA, 12/18/16
 Blocks
 Steals

GAME-BY-GAME

Opponent	Date	gs	min	Total		3-Point		F-Throw		Rebounds				pf	a	to	blk	stl	pts	avg
				fg-fga	fg%	3fg-fga	3fg%	ft-fa	ft%	off	def	tot	avg							
OUR LADY OF THE LAKE	11/11/16	6		0-2	.000	0-0	.000	1-2	.500	0	1	1	1.0	1	1	1	0	0	1	1.0
at UT Rio Grande Valley	11/16/16	2		0-0	.000	0-0	.000	0-0	.000	0	0	0	0.5	1	0	0	0	0	0	0.5
JARVIS CHRISTIAN	11/23/16	3		0-0	.000	0-0	.000	0-0	.000	0	0	0	0.3	1	0	0	0	0	0	0.3
at Cal Poly	12/03/16	0		0-0	.000	0-0	.000	0-0	.000	0	0	0	0.3	0	0	0	0	0	0	0.3
TEXAS-SAN ANTONIO	12/18/16	8		1-1	1.000	1-1	1.000	0-0	.000	0	1	1	0.4	2	1	0	0	0	3	0.8
at #19 Saint Mary's (CA)	12/20/16	7		0-0	.000	0-0	.000	0-0	.000	0	0	0	0.3	0	0	1	0	0	0	0.7
at Oklahoma State	12/22/16	2		0-1	.000	0-0	.000	0-0	.000	0	0	0	0.3	0	0	0	0	0	0	0.6
Totals		0	28	1-4	.250	1-1	1.000	1-2	.500	0	2	2	0.3	5	2	2	0	0	4	0.6

CAREER STATISTICS



THE NEW ORLEANS GAME | SATURDAY, DECEMBER 31

#22 | EMMANUEL *TONEY*

Sr. • G • 6-2 • 185 • Bowie, Md. • Annapolis Area Christian

INSIDE THE ISLANDER

- Played in 27 games in 2015-16, averaging 1.5 points and 1.0 rebounds in 9.8 minutes.
- Recorded 19 assists and 14 steals.
- Played in all 34 and started 25 games as a sophomore, finishing third on team with 32 steals.

2016-17 HIGHS

Minutes.....

Points

FG.....

FG Att.....

3FG.....

3FG Att.....

FT.....

FT Att.....

Reb.....

Assists

Blocks

Steals

CAREER HIGHS

Minutes..... 35 vs. Lamar, 1/10/15

Points 8 (2x), last at SHSU, 2/7/15

FG..... 3 vs. Miss. Valley St., 11/28/14

FG Att. 6 vs. Jarvis Christian, 12/30/14

3FG..... 1 (8x), last vs. SHSU, 3/11/16

3FG Att. 2 (7x), last at Wisconsin, 12/15/15

FT..... 4 (2x), last vs. SFA, 3/12/16

FT Att..... 6 vs. McNeese State, 1/10/15

Rebounds 6 (2x), last at SHSU, 2/7/15

Assists ... 5 at Abilene Christian, 2/24/15

Blocks 1 (4x), last at HBU, 3/3/16

Steals 5 at Central Arkansas, 1/6/15

GAME-BY-GAME

CAREER STATISTICS

Season	GP-GS	Min/Avg	Total		3-Ptr		F-Throws		Rebounds										Pts	Avg
			FG-FGA	Pct	FG-FGA	Pct	FT-FTA	Pct	Off	Def	Tot	Avg	PF	FO	A	TO	Blk	Stl		
2013-14	2-0	5/2.5	0-2	.000	0-0	.000	0-0	.000	0	1	1	0.5	2	0	0	0	0	0	0	0.0
2014-15	34-25	656/19.3	31-71	.437	5-21	.238	24-32	.750	30	38	68	2.0	58	2	27	24	2	32	91	2.7
2015-16	27-0	266/9.9	12-26	.462	4-10	.400	12-17	.706	6	21	27	1.0	37	0	19	11	2	14	40	1.5
2016-17	0-0	0/0.0	0-0	.000	0-0	.000	0-0	.000	0	0	0	0.0	0	0	0	0	0	0	0	0.0
Total	63-25	927/14.7	43-99	.434	9-31	.290	36-49	.735	36	60	96	1.5	97	2	46	35	4	46	131	2.1



THE NEW ORLEANS GAME | SATURDAY, DECEMBER 31

#24 | JAMELL **BRADLEY**

Fr. • G/F • 6-6 • 205 • San Antonio, Texas • Judson

INSIDE THE ISLANDER

- Played at Antonian High School during freshman and sophomore seasons.
- Was a member of Coach Mike Wacker's squad at Converse Judson High School for junior and senior years.
- Led Judson to records of 29-6 and 22-13 in 2014-15 and 2015-16 seasons.
- The Rockets reached the Class 6A Regional Quarterfinals in 2015-16.
- Named Second Team All-District and Academic All-District as a senior.
- Honor Roll student throughout high school.

2016-17 HIGHS

Minutes.....5, vs. OLLU, 11/11/16
 Points
 FG.....
 FG Att..... 1, vs. OLLU, 11/11/16
 3FG.....
 3FG Att..... 1, vs. OLLU, 11/11/16
 FT.....
 FT Att.....
 Reb3, vs. OLLU, 11/11/16
 Assists 1, vs. OLLU, 11/11/16
 Blocks
 Steals

CAREER HIGHS

Minutes.....5, vs. OLLU, 11/11/16
 Points
 FG.....
 FG Att..... 1, vs. OLLU, 11/11/16
 3FG.....
 3FG Att..... 1, vs. OLLU, 11/11/16
 FT.....
 FT Att.....
 Reb3, vs. OLLU, 11/11/16
 Assists 1, vs. OLLU, 11/11/16
 Blocks
 Steals

GAME-BY-GAME

Opponent	Date	gs	min	Total		3-Point		F-Throw		Rebounds				pf	a	to	blk	stl	pts	avg
				fg-fga	fg%	3fg-fga	3fg%	ft-fa	ft%	off	def	tot	avg							
OUR LADY OF THE LAKE	11/11/16		5	0-1	.000	0-1	.000	0-0	.000	0	3	3	3.0	1	1	0	0	0	0	0.0
at UT Rio Grande Valley	11/16/16		1	0-0	.000	0-0	.000	0-0	.000	0	0	0	1.5	0	0	0	0	0	0	0.0
Totals		0	6	0-1	.000	0-1	.000	0-0	.000	0	3	3	1.5	1	1	0	0	0	0	0.0

CAREER STATISTICS



THE NEW ORLEANS GAME | SATURDAY, DECEMBER 31



#25 | RASHAWN THOMAS

Sr. • F • 6-8 • 230 • Oklahoma City, Okla. • Southeast

INSIDE THE ISLANDER

- Broke school record for career blocks with his 171st at Saint Mary's (12/20)
- Recorded 10 points, six rebounds, five assists, five blocks and five steals against UTRGV (11/29)
- Set a career-high with seven assists against Jarvis Christian (11/23)
- 2016-17 Southland Conference Preseason First Team forward.
- 2015-16 Southland Conference Defensive Player of the Year, First Team All-Southland, Southland All-Defensive Team.
- 2015-16 CollegeInsider.com Mid-Major All-America honors and finalist for Lou Henson Mid-Major Player of the Year Award.
- Averaged 16.6 points per game (5th SLC) and 8.0 rebounds (1st SLC).
- Averaged 2.3 blocks per game to rank second in SLC and 30th nationally.
- Set school record with 75 total blocks.

2016-17 HIGHS

Minutes...38, vs. Jarvis Christian, 11/22/16
 Points20, vs. OLLU, 11/11/16
 FG.....7, vs. OLLU, 11/11/16
 FG Att.....14, vs. OLLU, 11/11/16
 3FG.....
 3FG Att.....1, vs. Jarvis Christian, 11/23/16
 FT.....8, vs. UTRGV, 11/29/16
 FT Att.....12, vs. UTRGV, 11/29/16
 Reb.....12 (2x) last vs. Jarvis, 11/23/16
 Assists7, vs. Jarvis Christian, 11/23/16
 Blocks6, vs. Jarvis Christian, 11/23/16
 Steals5, vs. UTRGV, 11/29/16

CAREER HIGHS

Minutes...38 (2x) last vs. Jarvis, 11/23/16
 Points34 vs. HBU, 2/8/16
 FG.....13 vs. HBU, 2/8/16
 FG Att.....22 vs. HBU, 2/8/16
 3FG...1 (7x), last at Austin Peay, 12/28/15
 3FG Att.....3 (2x), last at UTSA, 12/12/15
 FT.....14 at McNeese, 1/9/16
 FT Att.....16 at McNeese, 1/9/16
 Rebounds19 vs. Texas State, 12/5/15
 Assists7, vs. Jarvis Christian, 11/23/16
 Blocks7 vs. Southeastern La., 1/26/16
 Steals3 (5x), last vs. HBU, 2/8/16

GAME-BY-GAME

Opponent	Date	gs	min	Total		3-Point		F-Throw		Rebounds				pf	a	to	blk	stl	pts	avg	
				fg-fga	fg%	3fg-fga	3fg%	ft-fa	ft%	off	def	tot	avg								
OUR LADY OF THE LAKE	11/11/16	*	26	7-14	.500	0-0	.000	6-8	.750	6	6	12	12.0	1	4	4	2	1	20	20.0	
at UT Rio Grande Valley	11/16/16	*	32	4-8	.500	0-0	.000	5-9	.556	3	8	11	11.5	5	5	5	2	0	13	16.5	
at Texas State	11/21/16	*	37	4-12	.333	0-0	.000	7-9	.778	2	4	6	9.7	2	2	2	1	1	15	16.0	
JARVIS CHRISTIAN	11/23/16	*	36	5-10	.500	0-1	.000	5-10	.500	1	11	12	10.3	1	7	2	6	0	15	15.8	
UT RIO GRANDE VALLEY	11/29/16	*	34	1-4	.250	0-1	.000	8-12	.667	1	5	6	9.4	2	5	4	5	5	10	14.6	
at Cal Poly	12/03/16	*	38	8-16	.500	0-1	.000	8-11	.727	5	3	8	9.2	3	1	6	2	2	24	16.2	
at Texas A&M	12/05/16	*	28	6-15	.400	0-0	.000	0-0	.000	4	3	7	8.9	5	5	7	2	0	12	15.6	
ST. MARY'S (TX)	12/09/16	*	30	8-13	.615	0-0	.000	7-8	.875	2	4	6	8.5	3	1	2	1	4	23	16.5	
TEXAS-SAN ANTONIO	12/18/16	*	27	7-15	.467	0-1	.000	11-14	.786	2	4	6	8.2	5	0	5	0	1	25	17.4	
at #19 Saint Mary's (CA)	12/20/16	*	38	8-20	.400	0-1	.000	6-8	.750	1	7	8	8.2	3	0	3	2	3	22	17.9	
at Oklahoma State	12/22/16	*	33	7-14	.500	0-1	.000	1-3	.333	3	7	10	8.4	4	1	5	2	1	15	17.6	
Totals			11	359	65-141	.461	0-6	.000	64-92	.696	30	62	92	8.4	34	31	45	25	18	194	17.6

CAREER STATISTICS

Season	GP-GS	Min/Avg	Total		3-Ptr		F-Throws		Rebounds				PF	FO	A	TO	Blk	Stl	Pts	Avg
			FG-FGA	Pct	FG-FGA	Pct	FT-FTA	Pct	Off	Def	Tot	Avg								
2013-14	25-0	547/21.9	109-184	.592	3-11	.273	47-86	.547	40	89	129	5.2	66	3	12	49	33	16	268	10.7
2014-15	33-28	912/27.6	154-281	.548	0-6	.000	144-226	.637	95	167	262	7.9	121	5	34	103	40	18	452	13.7
2015-16	33-32	870/26.4	206-373	.552	4-16	.250	132-191	.691	95	170	265	8.0	129	13	35	103	75	31	548	16.6
2016-17	11-11	359/32.6	65-141	.461	0-6	.000	64-92	.696	30	62	92	8.4	34	3	31	45	25	18	194	17.6
Total	102-71	2688/26.4	534-979	.545	7-39	.179	387-595	.650	260	488	748	7.3	350	24	112	300	173	83	1462	14.3



THE NEW ORLEANS GAME | SATURDAY, DECEMBER 31

#34 | YORK **BENJAMIN**

Fr. • F • 6-8 • 215 • Tulsa, Okla. • Mustang

INSIDE THE ISLANDER

- Played for Coach Terry Long at Mustang High School in Oklahoma City.
- Led Mustang to Oklahoma Class 6A State Semifinals as a senior.
- Averaged 11.2 points, 14.4 rebounds and 4.1 blocked shots per game at Mustang.

2016-17 HIGHS

Minutes.....

Points

FG.....

FG Att.....

3FG.....

3FG Att.....

FT.....

FT Att.....

Reb

Assists

Blocks

Steals

CAREER HIGHS

Minutes.....

Points

FG.....

FG Att.....

3FG.....

3FG Att.....

FT.....

FT Att.....

Reb

Assists

Blocks

Steals

GAME-BY-GAME

CAREER STATISTICS



THE NEW ORLEANS GAME | SATURDAY, DECEMBER 31

#42 | ALEX *HOLCOMBE*

Fr. • F • 6-8 • 225 • Houston, Texas • Fort Bend Marshall

INSIDE THE ISLANDER

- Played for Coach Gary Nichols at Fort Bend Marshall High School.
- Led the Buffalos to a 25-11 record in 2015-16.
- Earned First Team All-District, All-Defensive and All-Region honors.
- Averaged 14 points, seven rebounds, 4.1 blocked shots and 1.0 steals per game as a senior.
- Named an Honorable Mention Top 10 defender in the state of Texas.

2016-17 HIGHS

Minutes..... 18 at Saint Mary's, 12/20/16
 Points 4 (3x) last vs. Jarvis, 11/23/16
 FG..... 2 (2x) last vs. Jarvis, 11/23/16
 FG Att..... 5 (2x) last vs. Jarvis, 11/23/16
 3FG.....
 3FG Att.....
 FT..... 2, vs. OLLU, 11/11/16
 FT Att..... 2, vs. OLLU, 11/11/16
 Reb..... 3, vs. OLLU, 11/11/16
 Assists.....
 Blocks..... 1 (2x) last at UTRGV, 11/16/16
 Steals.....

CAREER HIGHS

Minutes..... 18 at Saint Mary's, 12/20/16
 Points 4 (2x) last at UTRGV, 11/16/16
 FG..... 2, at UTRGV, 11/16/16
 FG Att..... 5, at UTRGV, 11/16/16
 3FG.....
 3FG Att.....
 FT..... 2, vs. OLLU, 11/11/16
 FT Att..... 2, vs. OLLU, 11/11/16
 Reb..... 3, vs. OLLU, 11/11/16
 Assists.....
 Blocks..... 1 (2x) last at UTRGV, 11/16/16
 Steals.....

GAME-BY-GAME

Opponent	Date	gs	min	Total		3-Point		F-Throw		Rebounds				pf	a	to	blk	stl	pts	avg
				fg-fga	fg%	3fg-fga	3fg%	ft-fa	ft%	off	def	tot	avg							
OUR LADY OF THE LAKE	11/11/16	7		1-2	.500	0-0	.000	2-2	1.000	1	2	3	3.0	3	0	0	1	0	4	4.0
at UT Rio Grande Valley	11/16/16	11		2-5	.400	0-0	.000	0-1	.000	2	0	2	2.5	2	0	1	1	0	4	4.0
at Texas State	11/21/16	9		1-1	1.000	0-0	.000	0-0	.000	1	1	2	2.3	0	0	0	0	0	2	3.3
JARVIS CHRISTIAN	11/23/16	5		2-5	.400	0-0	.000	0-0	.000	2	2	4	2.8	0	1	0	0	0	4	3.5
at Cal Poly	12/03/16	14		2-3	.667	0-0	.000	0-0	.000	2	2	4	3.0	0	1	1	2	0	4	3.6
at Texas A&M	12/05/16	14		1-1	1.000	0-0	.000	0-0	.000	0	3	3	3.0	5	0	0	1	1	2	3.3
at #19 Saint Mary's (CA)	12/20/16	18		0-0	.000	0-0	.000	0-1	.000	1	2	3	3.0	3	2	0	0	0	0	2.9
at Oklahoma State	12/22/16	3		0-1	.000	0-0	.000	0-0	.000	0	2	2	2.9	1	0	2	1	0	0	2.5
Totals		0	81	9-18	.500	0-0	.000	2-4	.500	9	14	23	2.9	14	4	4	6	1	20	2.5

CAREER STATISTICS



THE NEW ORLEANS GAME | SATURDAY, DECEMBER 31

Game #1: Islanders 115, Our Lady of the Lake 100

11/11

Official Box Score -- Game Totals -- Final Statistics

Our Lady Of The Lake vs. Texas A&M-Corpus Christi

11/11/2016 7:00 p.m. at Corpus Christi, TX

Our Lady Of The Lake 100 (0-1)		Total	3-Ptr	Rebounds											
#	Player	FG-FA	FG-FA	FT-FTA	Off	Def	Tot	PF	TP	A	TO	Bk	Stl	Min	
03	Joe Jackson	F	4-12	3-7	13-18	2	4	6	3	24	1	2	1	6	25
24	Joshua Santos	F	2-2	1-1	0-0	1	0	1	2	5	0	3	0	1	13
35	Marko Tutunovic	F	2-7	0-3	1-2	1	0	1	1	5	0	2	0	1	13
01	FJ Escobar	G	1-6	1-5	0-0	1	1	2	3	3	1	2	0	1	21
05	Darian Brown	G	2-4	1-1	0-0	1	1	2	1	5	7	3	0	0	23
04	Dileppo Blanco		10-14	4-5	1-3	0	0	0	2	25	1	2	0	3	18
10	Maurice Jackson		1-7	1-5	6-7	0	0	0	2	9	1	0	0	0	19
11	Dav'vin Hill		0-0	0-0	0-0	0	1	1	4	0	2	0	0	1	18
21	Michael Hagan-Daniel		3-4	0-0	0-0	0	2	2	1	6	1	1	1	0	11
22	Allen Wilcher		1-8	0-2	0-0	0	2	2	3	2	0	1	0	0	12
23	Brandell Collins		3-4	0-0	3-4	2	5	7	4	9	1	3	0	3	14
25	Kellen Sweetwyne		2-2	0-0	1-3	1	0	1	2	5	0	1	0	1	5
32	Aaron Sancho		1-1	0-0	0-0	1	1	2	2	2	0	1	2	2	8
TEAM					2	3	5								
Totals			32-69	11-29	25-37	12	20	32	30	100	15	21	4	19	200
FG % 1st Half: 12-34		35.3%	2nd Half: 20-35		57.1%	Game: 32-69		46.4%	Deadball						
3FG % 1st Half: 4-13		30.8%	2nd Half: 7-16		43.8%	Game: 11-29		37.9%	Rebounds						
FT % 1st Half: 9-13		69.2%	2nd Half: 16-24		66.7%	Game: 25-37		67.6%	4						

Texas A&M-Corpus Christi 115 (1-0)		Total	3-Ptr	Rebounds										
##	Player	FG-FA	FG-FA	FT-FTA	Off	Def	Tot	PF	TP	A	TO	Bk	Stl	Min
14	Elijah Schmidt	F 2-3	0-0	0-0	1	3	4	3	4	1	0	0	1	12
25	Rashawn Thomas	F 7-14	0-0	6-8	6	6	12	1	20	4	2	1	26	
02	Cole Martinez	G 4-6	4-6	0-0	0	4	4	4	12	5	0	0	1	23
03	Joseph Kilgore	G 5-9	0-2	3-3	1	6	7	2	13	6	3	2	33	
04	Ehab Amin	G 5-8	1-3	7-9	3	4	7	1	18	4	5	1	4	24
0	Kyle Brown	0-2	0-1	7-11	0	1	1	3	7	1	2	0	2	17
05	David Bloom	0-2	0-0	0-0	0	0	0	0	0	1	0	0	4	
10	Perry Francois	2-4	0-0	1-2	1	1	2	2	5	0	3	0	0	5
11	Kareem South	3-4	1-2	5-6	2	0	2	3	12	0	2	0	0	19
12	Jake Kocher	8-9	1-2	2-2	0	0	0	2	19	1	1	1	2	19
20	Colin Hale	0-2	0-0	1-2	0	1	1	1	1	1	1	0	0	6
24	Jamell Bradley	0-1	0-1	0-0	0	3	3	1	0	1	0	0	0	5
42	Alex Holcombe	1-2	0-0	2-2	1	2	3	3	4	0	0	1	0	7
TEAM					0	2	2							
Totals		37-66	7-17	34-45	15	33	48	26	115	24	22	7	13	200
FG % 1st Half: 18-32		56.3%	2nd Half: 19-34		55.9%	Game: 37-66		56.1%	Deadball					
3FG % 1st Half: 3-10		30.0%	2nd Half: 4-7		57.1%	Game: 7-17		41.2%	Rebounds					
FT % 1st Half: 16-21		76.2%	2nd Half: 18-24		75.0%	Game: 34-45		75.6%	5					

Officials: Henry Howard, Jeffery Johnson, Shaun Seales

Technical Fouls: Our Lady Of The Lake-None. Texas A&M-Corpus Christi-None.

American Bank Center, Corpus Christi, TX Attendance: 1473

Score by Period	1st	2nd	Total		In	Off	2nd	Fast	
Our Lady Of The La	37	63	100	Points	Paint	T/O	Chance	Break	Bench
Texas A&M-Corpus	55	60	115	OUR	36	17	17	4	58
				AMCC	58	23	18	10	48

Last FG - OUR 2nd-00:02,AMCC 2nd-03:26.

Largest lead - OUR None, AMCC by 35 2nd-14:12

OUR led for 00:00, AMCC led for 38:16. Game was tied for 01:44.

Score Tied - 0 times
Lead Changed - 0 times

Game #3: Islanders 73, Texas State 69

11/21

Official Box Score -- 1st Half-Only

Texas A&M-Corpus Christi vs. Texas State

11/21/2016 7:00 p.m. at San Marcos, Texas - Strahan Coliseum

Texas A&M-Corpus Christi (3-0)		Total	3-Ptr	Rebounds		PF		TP	A	TO	Bk	Stl	Min		
##	Player	FG-FGA	FG-FGA	FT-FTA	Off	Def	Tot	PF	TP	A	TO	Bk	Stl	Min	
14	Schmidt, Elijah	F	0-2	0-0	0	0	0	2	0	0	1	0	0	5	
25	Thomas, Rashawn	F	1-6	0-0	1-2	1	3	4	1	3	1	1	0	17	
02	Martinez, Cole	G	2-6	0-2	2-2	1	1	2	1	6	1	0	0	16	
03	Kilgore, Joseph	G	1-2	0-1	0-0	0	3	3	0	2	0	0	1	3	
04	Amin, Ehab	G	4-9	0-3	0-0	0	5	5	2	8	0	2	2	1	
05	Bloom, David		0-0	0-0	0-0	0	0	0	0	0	0	0	0	1	
10	Francois, Perry		0-0	0-0	0-0	0	0	0	0	0	0	0	0	0+	
11	South, Kareem		1-4	1-3	0-0	1	0	1	0	3	2	0	0	10	
12	Kocher, Jake		1-2	0-1	2-2	2	1	3	1	4	0	1	0	1	
42	Holcombe, Alex		0-0	0-0	0-0	0	0	0	0	0	0	0	0	7	
TEAM					0	2	2								
Totals			10-31	1-10	5-6	5	15	20	7	26	4	4	5	5	100
FG % 1st Half: 10-31		32.3%	2nd Half: 12-27		44.4%	Game: 10-31		32.3%	Deadball						
3FG % 1st Half: 1-10		10.0%	2nd Half: 3-3		100.0%	Game: 23-76		33.3%	Rebounds						
FT % 1st Half: 5-6		83.3%	2nd Half: 20-22		90.9%	Game: 3-4		75.0%	1						

Texas State (2-2)		Total		3-Ptr		Rebounds										
#	Player	F	FG-FGA	G	FG-FGA	FT-FTA	Off	Def	Tot	PF	TP	A	TO	Bk	Stl	Min
01	Glider-Tilbury, K	F	4-9		1-4	0-2	0	7	7	1	9	0	3	1	1	16
03	McCrea, Malihum	F	2-4		0-0	0-0	2	1	3	1	4	1	0	0	1	12
05	Black, Ojai	G	0-0		0-0	0-0	0	1	1	1	0	1	0	0	1	12
10	Blount, Tyler	G	1-4		1-3	0-0	0	0	0	0	3	0	0	0	1	8
22	Pearson, Nijal	G	0-2		0-0	1-2	0	2	2	2	1	0	2	0	0	13
00	Conley, Bobby		2-3		0-0	0-0	0	1	1	0	4	0	0	0	0	8
04	Julien, Courtney		0-2		0-0	0-0	0	1	1	0	0	0	0	0	0	3
12	Duncan, Deris		1-2		1-1	0-0	0	0	0	1	3	0	0	0	0	7
13	Starwood, Maxwell		0-0		0-0	0-0	0	0	0	0	0	0	0	0	0	4
23	Davis, Marlin		0-1		0-1	1-2	0	0	0	0	1	3	0	0	0	9
33	King, Immanuel		1-1		0-0	1-2	2	0	2	2	3	0	0	0	0	4
55	Prijovic, Nedejko		0-1		0-1	0-0	0	3	3	1	0	1	0	0	0	4
TEAM							2	1	3			1				
Totals			11-29		3-10	3-8	6	17	23	9	28	6	6	1	4	100
FG % 1st Half: 11-29		37.9%	2nd Half: 12-23		52.2%	Game: 31-66		47.0%	Deadball							
3FG % 1st Half: 3-10		30.0%	2nd Half: 8-13		61.5%	Game: 10-25		40.0%	Rebounds							
FT % 1st Half: 3-8		37.5%	2nd Half: 9-11		81.8%	Game: 12-21		57.1%	4							

Officials: Tommy Morrissey, Jon Stigliano, Gerald Williams

Technical Fouls: Texas A&M-Corpus Christi-None. Texas State-None.

San Marcos, Texas - Strahan Coliseum Attendance: 1797

Score by Period	1st	2nd	Total		In	Off	2nd	Fast	
Texas A&M-Corpus	26	47	73	Points	Paint	T/O	Chance	Break	Bench
Texas State	28	41	69	AMCC	0	4	4	0	7
				TXST	0	5	5	0	11

Last FG - AMCC 1st-01:26, TXST 1st-00:01.

Largest lead - AMCC None, TXST None

AMCC led for 15:30, TXST led for 19:26. Game was tied for 05:04.

Score Tied - 2 times
Lead Changed - 3 times

Game #2: Islanders 94, UTRGV 72

11/16

Official Box Score -- Game Totals -- Final Statistics

Texas A&M-Corpus Christi vs. UT Rio Grande Valley

11/16/2016 5:11 a.m. at Edinburg, TX (UTRGV Fieldhouse)

Texas A&M-Corpus Christi 94 (2-0)		Total	3-Pt	Rebounds											
#	Player	FG	FGA	FT	FTA	Off	Def	Tot	PF	TP	A	TO	Bk	Stl	Min
25	Thomas, Rashawn	F	4-8	0-0	5-9	3	8	11	5	13	5	5	2	0	32
33	Schmidt, Elijah	F	1-1	0-0	0-0	0	1	1	5	2	0	1	0	1	9
02	Martinez, Cole	G	1-4	0-1	4-4	0	1	1	3	6	3	1	0	1	29
03	Kilgore, Joseph	G	11-17	1-3	8-11	3	3	6	3	31	2	0	1	2	32
04	Amin, Ehab	G	4-8	1-3	0-0	0	1	1	4	9	2	6	1	4	25
00	Brown, Kyle		0-2	0-0	2-4	0	2	2	2	2	0	2	0	2	7
10	Francois, Perry		2-2	0-0	0-1	1	0	1	2	2	0	0	0	3	3
11	South, Kareem		3-6	1-2	0-0	2	2	4	3	7	2	0	0	0	19
12	Kocher, Jake		5-8	1-2	5-6	1	3	4	1	16	1	0	0	3	30
20	Hale, Colin		0-0	0-0	0-0	0	0	0	1	0	0	0	0	0	2
21	Bradley, James		0-0	0-0	0-0	0	0	0	0	0	0	0	0	0	1
42	Holcombe, Jell		2-5	0-0	0-1	2	0	2	2	4	0	1	1	0	11
TEAM						1	3	4							
Totals			33-61	4-11	24-36	13	24	37	29	94	15	16	5	14	200
FG % 1st Half: 15-33		45.5%		2nd Half: 18-29		61.3%		Game: 33-61		54.1%		Deadball			
3FG % 1st Half: 4-9		44.4%		2nd Half: 0-2		0.0%		Game: 4-11		36.4%		Rebounds			
FT % 1st Half: 8-11		72.7%		2nd Half: 16-25		64.0%		Game: 24-36		66.7%		6			

THE NEW ORLEANS GAME | SATURDAY, DECEMBER 31

Game #5: Islanders 84, UTRGV 68

11/29

Official Box Score -- Game Totals -- Final Statistics
UT Rio Grande Valley vs. Texas A&M-Corpus Christi
11/29/2016 7:00 p.m. at Corpus Christi, TX

UT Rio Grande Valley 68 (2-6)		Total	3-Ptr	Rebounds		PF		TP		A TO Blk		Stl	Min
#	Player	FG-FGA	FG-FGA	FT-FTA	Off Def Tot	PF	TP	A	TO	Blk	Stl	Min	
21	Mike Hoffman	* 0-4	0-3	0-0	1 0 1	0	0	1	1	0	1	16	
04	Nick Dixon	* 11-17	1-3	3-4	3 7 10	5	28	6	3	0	1	31	
13	Lew Stallworth	* 3-9	0-2	4-4	1 2 3	1	10	2	3	0	1	26	
55	Antonio Green	* 4-14	2-8	0-0	0 2 2	3	10	1	4	0	0	30	
35	Gage Loy	* 2-3	1-1	1-2	2 3 5	3	6	1	2	0	1	14	
00	Mike Nwabuzor	3-4	0-0	2-2	2 1 3	2	8	0	1	0	0	15	
05	Walter Jones	1-2	0-1	0-0	2 2 4	5	2	0	1	0	1	12	
11	Lesley Varner Jr.	0-3	0-1	0-0	1 1 2	2	0	0	1	0	0	10	
20	Moe McDonald	0-2	0-0	0-0	0 0 0	1	0	0	0	0	0	17	
23	Dan Kimasa	2-4	0-0	0-0	1 2 3	2	4	0	3	1	1	13	
25	Xavier McDaniel Jr.	0-1	0-0	0-0	0 2 2	5	0	0	2	0	0	7	
32	Adonis Rwabigwi	1-3	0-0	0-0	1 1 2	0	2	0	0	0	1	9	
TEAM					4 0 4								
Totals		27-66	4-21	10-12	18 23 41	29	68	11	22	1	7	200	
FG % 1st Half: 11-32		34.4%	2nd Half: 16-34	47.1%	Game: 27-66		40.9%	Deadball					
3FG % 1st Half: 0-12		0.0%	2nd Half: 4-9	44.4%	Game: 4-21		19.0%	Rebounds					
FT % 1st Half: 3-4		75.0%	2nd Half: 7-8	87.5%	Game: 10-12		83.3%	0					

Texas A&M-Corpus Christi 84 (5-0)		Total	3-Ptr	Rebounds		PF		TP		A TO Blk		Stl	Min
#	Player	FG-FGA	FG-FGA	FT-FTA	Off Def Tot	PF	TP	A	TO	Blk	Stl	Min	
14	Elijah Schmidt	F 1-1	0-0	0-0	0 2 2	2	2	0	0	1	0	10	
25	Rashawn Thomas	F 1-4	0-1	8-12	1 5 6	2	10	5	4	5	5	34	
02	Cole Martinez	G 5-8	2-5	2-2	1 3 4	4	14	1	0	0	0	38	
03	Joseph Kilgore	G 7-12	0-0	2-5	2 1 3	0	16	3	8	0	1	33	
04	Ehab Amin	G 11-16	2-5	6-7	0 6 6	3	30	1	1	1	4	37	
10	Perry Francois	0-0	0-0	0-0	0 1 1	0	0	1	0	1	0	3	
11	Kareem South	0-4	0-2	3-6	1 0 1	2	3	0	2	0	1	20	
12	Jake Kocher	3-5	0-0	3-4	0 2 2	1	9	3	0	0	1	25	
TEAM					1 3 4								
Totals		28-50	4-13	24-36	6 23 29	14	84	14	15	8	12	200	
FG % 1st Half: 14-25		56.0%	2nd Half: 14-25	56.0%	Game: 28-50		56.0%	Deadball					
3FG % 1st Half: 2-7		28.6%	2nd Half: 2-6	33.3%	Game: 4-13		30.8%	Rebounds					
FT % 1st Half: 3-8		37.5%	2nd Half: 21-28	75.0%	Game: 24-36		66.7%	5					

Officials: Rodrick Dixon, Tuscon Grigg and Josh Haug

Technical Fouls: UT Rio Grande Valley-Xavier McDaniel Jr., Texas A&M-Corpus Christi-None.

American Bank Center, Corpus Christi, TX Attendance: 2003

South Texas Showdown, presented by NavyArmy Community Credit Union

Score by Period	1st	2nd	Total	In	Off	2nd	Fast	Bench
UT Rio Grande Valley	25	43	68	Points	Paint	T/O	Chance	Break
Texas A&M-Corpus Christi	33	51	84	46	13	15	5	16
				AMCC	26	6	20	12

Last FG - UTRGV 2nd-03:02, AMCC 2nd-00:10.

Largest lead - UTRGV by 2 1st-19:45, AMCC by 18 2nd-09:17

UTRGV led for 01:14, AMCC led for 38:05, Game was tied for 00:41.

Score Tied - 1 times
Lead Changed - 1 times

Game #7: Texas A&M 86, Islanders 69

12/5

Official Basketball Box Score -- Game Totals -- Final Statistics
A&M Corpus Christi vs Texas A&M
12/05/16 7:00 PM at Reed Arena (College Station, TX)

A&M Corpus Christi 69 • 5-2

A&M Corpus Christi 69 • 5-2		Total	3-Ptr	Rebounds		PF		TP		A TO Blk		Stl	Min
#	Player	FG-FGA	FG-FGA	FT-FTA	Off Def Tot	PF	TP	A	TO	Blk	Stl	Min	
02	Cole Martinez	* 5-8	4-7	0-0	1 1 2	2	14	0	2	0	0	25	
03	Joseph Kilgore	* 2-11	0-3	4-4	3 3 6	0	8	2	2	0	0	31	
04	Ehab Amin	* 5-16	0-4	0-0	3 0 3	0	10	3	2	0	1	30	
14	Elijah Schmidt	* 3-4	1-1	0-0	2 2 4	3	7	0	1	1	1	15	
25	Rashawn Thomas	* 6-15	0-0	0-0	4 3 7	5	12	5	7	2	0	28	
00	Kyle Brown	0-0	0-0	0-0	0 0 0	0	0	0	0	0	0	2	
10	Perry Francois	0-0	0-0	0-0	0 2 2	1	0	1	0	0	0	14	
11	Kareem South	4-8	1-2	2-2	1 2 3	2	11	1	0	0	0	24	
12	Jake Kocher	2-5	1-3	0-0	0 2 2	3	5	1	2	0	0	17	
42	Alex Holcombe	1-1	0-0	0-0	0 3 3	5	2	0	0	1	1	14	
Team					5 2 7								
Totals		28-68	7-20	6-6	19 20 39	21	69	13	16	4	3	200	
FG % 1st Half: 14-33		42.4%	2nd Half: 14-35	40.0%	Game: 28-68		41.2%	Deadball					
3FG % 1st Half: 3-12		25.0%	2nd Half: 4-8	50.0%	Game: 7-20		35.0%	Rebounds					
FT % 1st Half: 2-2		100.0	2nd Half: 4-4	100.0	Game: 6-6		100.0	0,1					

Texas A&M 86 • 5-2

Texas A&M 86 • 5-2		Total	3-Ptr	Rebounds		PF		TP		A TO Blk		Stl	Min
#	Player	FG-FGA	FG-FGA	FT-FTA	Off Def Tot	PF	TP	A	TO	Blk	Stl	Min	
01	DJ Hogg	* 2-10	1-7	2-3	0 3 3	4	7	9	2	3	1	33	
03	Admon Gilder	* 6-12	4-6	1-2	0 2 2	0	17	6	4	1	3	36	
05	JC Hampton	* 1-2	0-1	0-0	0 2 2	4	2	1	2	0	0	22	
10	Tonny Trocha-Morelos	* 5-11	2-4	1-4	1 0 1	0	13	2	1	0	0	28	
34	Tyler Davis	* 9-12	0-0	7-9	3 5 8	2	25	0	1	2	0	30	
02	Eric Villa	1-2	0-1	2-2	0 0 0	2	4	0	0	0	1	10	
12	Chris Collins	2-2	1-1	1-2	1 1 2	0	6	0	0	0	1	12	
42	Tavario Miller	1-2	0-0	2-2	1 3 4	2	4	1	0	0	0	12	
44	Robert Williams	4-4	0-0	0-0	1 4 5	1	8	2	0	1	1	17	
Team					3 1 4								
Totals		31-57	8-20	16-24	10 21 31	15	86	21	10	7	7	200	
FG % 1st Half: 16-31		51.6%	2nd Half: 15-26	57.7%	Game: 31-57		54.4%	Deadball					
3FG % 1st Half: 5-13		38.5%	2nd Half: 3-7	42.9%	Game: 8-20		40.0%	Rebounds					
FT % 1st Half: 8-10		80.0%	2nd Half: 8-14	57.1%	Game: 16-24		66.7%	3					

Officials: Olandis Poole, Brian Shey, Terry Oglesby
Technical Fouls: A&M Corpus Christi-None, Texas A&M-None.
Attendance: 6275

Score by periods	1st	2nd	Total	In	Off	2nd	Fast	Bench
A&M Corpus Christi	33	36	69	Points	Paint	T/O	Chance	Break
Texas A&M	45	41	86	40	19	14	8	22

Last FG - AMCC 2nd-01:30, TAMU 2nd-00:12.

Largest lead - AMCC by 4 1st-15:39, TAMU by 17 2nd-06:08.

AMCC led for 03:55, TAMU led for 31:22, Game was tied for 04:02.

Score tied - 3 times.
Lead changed - 11 times.

Game #6: Cal Poly 82, Islanders 70

12/3

Official Basketball Box Score -- Game Totals -- Final Statistics
Texas A&M-CC vs Cal Poly
12/3/16 7:05 pm at San Luis Obispo, CA (Mott Athletics Ctr)

Texas A&M-CC 70 • 5-1

		Total	3-Ptr	Rebounds										
#	Player	FG-FGA	FG-FGA	FT-FTA	Off	Def	Tot	PF	TP	A	TO	Blk	Stl	Min
14	Schmidt,Elijah	f 0-0	0-0	0-0	0	0	0	0	0	0	0	0	0	4
25	Thomas,Rashawn	f 8-16	0-1	8-11	5	3	8	3	24	1	6	2	0	38
02	Martinez,Cole	g 4-6	1-3	1-1	0	2	2	1	10	1	0	0	0	36
03	Kilgore,Joseph	g 3-7	0-2	2-2	1	2	3	8	8	4	2	0	1	31
04	Amin,Ehab	g 7-12	2-3	2-3	0	3	3	5	18	3	2	0	3	29
00	Brown,Kyle	0-0	0-0	0-0	0	0	0	0	0	0	0	0	0	1
05	Bloom,David	0-0	0-0	0-0	0	0	0	0	0	0	0	0	0	1
10	Francois,Perry	0-0	0-0	0-0	0	1	1	2	0	0	0	0	0	11
11	South,Kareem	2-5	1-3	1-1	0	1	1	1	6	0	1	0	2	20
12	Kocher,Jake	0-4	0-1	0-0	0	0	0	2	0	0	0	0	0	15
20	Hale,Colin	0-0	0-0	0-0	0	0	0	0	0	0	0	0	0	0+
42	Holcombe,Alex	2-3	0-0	0-0	2	2	4	0	4	1	1	2	0	14
Team					1	1	2							
Totals		26-53	4-13	14-18	9	15	24	17	70	10	12	4	8	200

Cal Poly 82 • 5-4

Cal Poly 82 • 5-4		Total	3-Ptr	Rebounds		PF		TP
-------------------	--	-------	-------	----------	--	----	--	----

THE NEW ORLEANS GAME | SATURDAY, DECEMBER 31

2016-17 OVERALL STATISTICS

RECORD:	OVERALL	HOME	AWAY	NEUTRAL
All Games	7-4	5-0	2-4	0-0
Conference	0-0	0-0	0-0	0-0
Non-conference	7-4	5-0	2-4	0-0

##	Player	gp-gs	min	Total		3-Point		F-Throw		Rebounds				pf	dq	a	to	blk	stl	pts	avg	
				avg	fg-fga	fg%	3fg-fga	3fg%	ft-fa	ft%	off	def	tot									avg
25	Thomas, Rashawn	11-11	359	32.6	65-141	.461	0-6	.000	64-92	.696	30	62	92	8.4	34	3	31	45	25	18	194	17.6
04	Amin, Ehab	11-11	336	30.5	72-146	.493	7-37	.189	27-36	.750	18	39	57	5.2	26	1	21	32	6	38	178	16.2
03	Kilgore, Joseph	11-11	344	31.3	49-112	.438	4-21	.190	29-37	.784	14	35	49	4.5	20	0	31	27	6	13	131	11.9
02	Martinez, Cole	11-11	311	28.3	35-68	.515	21-43	.488	24-26	.923	5	22	27	2.5	22	0	16	5	1	9	115	10.5
12	Kocher, Jake	10-0	211	21.1	28-48	.583	5-13	.385	16-21	.762	8	16	24	2.4	23	0	8	10	1	11	77	7.7
11	South, Kareem	11-4	246	22.4	26-64	.406	9-29	.310	19-26	.731	12	18	30	2.7	21	0	12	12	0	7	80	7.3
42	Holcombe, Alex	8-0	81	10.1	9-18	.500	0-0	.000	2-4	.500	9	14	23	2.9	14	1	4	4	6	1	20	2.5
14	Schmidt, Elijah	10-7	115	11.5	10-23	.435	1-1	1.000	0-0	.000	8	12	20	2.0	22	1	3	4	6	3	21	2.1
10	Francois, Perry	11-0	82	7.5	9-14	.643	0-0	.000	1-6	.167	7	7	14	1.3	12	0	3	4	3	1	19	1.7
00	Brown, Kyle	7-0	46	6.6	0-4	.000	0-1	.000	9-15	.600	1	5	6	0.9	6	0	2	6	0	4	9	1.3
05	Bloom, David	6-0	35	5.8	2-7	.286	0-1	.000	3-4	.750	2	2	4	0.7	2	0	1	1	1	0	7	1.2
20	Hale, Colin	7-0	28	4.0	1-4	.250	1-1	1.000	1-2	.500	0	2	2	0.3	5	0	2	2	0	0	4	0.6
24	Bradley, Jamell	2-0	6	3.0	0-1	.000	0-1	.000	0-0	.000	0	3	3	1.5	1	0	1	0	0	0	0	0.0
TM	TEAM										19	22	41									
	Texas A&M-Corpus Christi	11	2200		306-650	.471	48-154	.312	195-269	.725	133	259	392	35.6	208	6	135	152	55	105	855	77.7
	Opponents	11	2200		290-667	.435	102-280	.364	151-224	.674	155	259	414	37.6	247	10	157	178	31	91	833	75.7

Team Statistics	AMCC	OPP
SCORING	855	833
Points per game	77.7	75.7
Scoring margin	+2.0	-
FIELD GOALS-ATT	306-650	290-667
Field goal pct	.471	.435
3 POINT FG-ATT	48-154	102-280
3-point FG pct	.312	.364
3-pt FG made per game	4.4	9.3
FREE THROW-ATT	195-269	151-224
Free throw pct	.725	.674
F-Throws made per game	17.7	13.7
REBOUNDS	392	414
Rebounds per game	35.6	37.6
Rebounding margin	-2.0	-
ASSISTS	135	157
Assists per game	12.3	14.3
TURNOVERS	152	178
Turnovers per game	13.8	16.2
Turnover margin	+2.4	-
Assist/turnover ratio	0.9	0.9
STEALS	105	91
Steals per game	9.5	8.3
BLOCKS	55	31
Blocks per game	5.0	2.8
Attendance	6698	22622
Home game-Avg/Game	5-1340	6-3770
Neutral site-Avg/game		0-0

Date	Opponent		Score	Att.
11/11/16	OUR LADY OF THE LAKE	W	115-100	1473
11/16/16	at UT Rio Grande Valley	W	94-72	2002
11/21/16	at Texas State	W	73-69	1797
11/23/16	JARVIS CHRISTIAN	W	84-61	1026
11/29/16	UT RIO GRANDE VALLEY	W	84-68	2003
12/03/16	at Cal Poly	L	70-82	1347
12/05/16	at Texas A&M	L	69-86	6275
12/09/16	ST. MARY'S (TX)	W	77-67	1117
12/18/16	TEXAS-SAN ANTONIO	W	73-69	1079
12/20/16	at #19 Saint Mary's (CA)	L	46-67	2859
12/22/16	at Oklahoma State	L	70-92	8342

* Conference game

Score by periods	1st	2nd	Total
Opponents	374	459	833
Texas A&M-Corpus Christi	373	482	855



THE NEW ORLEANS GAME | SATURDAY, DECEMBER 31

2016-17 TEAM GAME-BY-GAME

Team Statistics

Opponent	Date	Score		Total		3-Point		F-Throw		Rebounds				pf	a	to	blk	stl	pts	avg
				fg-fga	fg%	3fg-fga	3fg%	ft-fa	ft%	off	def	tot	avg							
OUR LADY OF THE LAKE	11/11/16	115-100	W	37-66	.561	7-17	.412	34-45	.756	15	33	48	48.0	26	24	22	7	13	115	115.0
at UT Rio Grande Valley	11/16/16	94-72	W	33-61	.541	4-11	.364	24-36	.667	13	24	37	42.5	29	15	16	5	14	94	104.5
at Texas State	11/21/16	73-69	W	22-58	.379	4-13	.308	25-28	.893	14	23	37	40.7	17	9	8	5	10	73	94.0
JARVIS CHRISTIAN	11/23/16	84-61	W	31-66	.470	10-25	.400	12-21	.571	17	38	55	44.3	11	23	14	12	3	84	91.5
UT RIO GRANDE VALLEY	11/29/16	84-68	W	28-50	.560	4-13	.308	24-36	.667	6	23	29	41.2	14	14	15	8	12	84	90.0
at Cal Poly	12/03/16	70-82	L	26-53	.491	4-13	.308	14-18	.778	9	15	24	38.3	17	10	12	4	8	70	86.7
at Texas A&M	12/05/16	69-86	L	28-68	.412	7-20	.350	6-6	1.000	19	20	39	38.4	21	13	16	4	3	69	84.1
ST. MARY'S (TX)	12/09/16	77-67	W	26-52	.500	2-9	.222	23-26	.885	6	18	24	36.6	15	10	11	2	17	77	83.3
TEXAS-SAN ANTONIO	12/18/16	73-69	W	26-56	.464	1-10	.100	20-28	.714	10	19	29	35.8	22	3	8	2	7	73	82.1
at #19 Saint Mary's (CA)	12/20/16	46-67	L	18-51	.353	2-10	.200	8-11	.727	6	21	27	34.9	16	5	9	3	8	46	78.5
at Oklahoma State	12/22/16	70-92	L	31-69	.449	3-13	.231	5-14	.357	18	25	43	35.6	20	9	21	3	10	70	77.7
Texas A&M-Corpus Christi		855		306-650	.471	48-154	.312	195-269	.725	133	259	392	35.6	208	135	152	55	105	855	77.7
Opponents		833		290-667	.435	102-280	.364	151-224	.674	155	259	414	37.6	247	157	178	31	91	833	75.7

Games played: 11
Points per Game: 77.7
FG Percent: 47.1
3FG Percent: 31.2
FT Percent: 72.5

Rebounds Per Game: 35.6
Assists Per Game: 12.3
Turnovers Per Game: 13.8
Assist/Turnover Ratio: 0.9
Steals Per Game: 9.5
Blocks Per Game: 5.0



THE NEW ORLEANS GAME | SATURDAY, DECEMBER 31

2016-17 GAME-BY-GAME HIGHS

Opponent	Date	Score	Points	Rebounds	Assists	Steals	Blocked Shots
OUR LADY OF THE LAKE	11/11/16	115-100	(20)Thomas, Rashawn	(12)Thomas, Rashawn	(6)Kilgore, Joseph	(4)Amin, Ehab	(2)Thomas, Rashawn (2)Kilgore, Joseph
at UT Rio Grande Valley	11/16/16	94-72	(31)Kilgore, Joseph	(11)Thomas, Rashawn	(5)Thomas, Rashawn	(4)Amin, Ehab	(2)Thomas, Rashawn
at Texas State	11/21/16	73-69	(18)Martinez, Cole	(6)Thomas, Rashawn (6)Amin, Ehab	(3)South, Kareem	(4)Amin, Ehab (4)Kilgore, Joseph	(2)Amin, Ehab
JARVIS CHRISTIAN	11/23/16	84-61	(30)Martinez, Cole	(12)Thomas, Rashawn	(7)Thomas, Rashawn	(3)Martinez, Cole	(6)Thomas, Rashawn
UT RIO GRANDE VALLEY	11/29/16	84-68	(30)Amin, Ehab	(6)Thomas, Rashawn (6)Amin, Ehab	(5)Thomas, Rashawn	(5)Thomas, Rashawn	(5)Thomas, Rashawn
at Cal Poly	12/03/16	70-82	(24)Thomas, Rashawn	(8)Thomas, Rashawn	(4)Kilgore, Joseph	(3)Amin, Ehab	(2)Thomas, Rashawn (2)Holcombe, Alex
at Texas A&M	12/05/16	69-86	(14)Martinez, Cole	(7)Thomas, Rashawn	(5)Thomas, Rashawn	(1)Amin, Ehab (1)Schmidt, Elijah (1)Holcombe, Alex	(2)Thomas, Rashawn
ST. MARY'S (TX)	12/09/16	77-67	(23)Thomas, Rashawn	(6)Amin, Ehab (6)Thomas, Rashawn	(3)Kilgore, Joseph	(7)Amin, Ehab	(1)Bloom, David (1)Thomas, Rashawn
TEXAS-SAN ANTONIO	12/18/16	73-69	(25)Thomas, Rashawn	(8)Amin, Ehab	(1)Kilgore, Joseph (1)Amin, Ehab (1)Hale, Colin	(3)Amin, Ehab	(1)Kilgore, Joseph (1)Francois, Perry
at #19 Saint Mary's (CA)	12/20/16	46-67	(22)Thomas, Rashawn	(8)Thomas, Rashawn	(2)Amin, Ehab (2)Holcombe, Alex	(5)Amin, Ehab	(2)Thomas, Rashawn
at Oklahoma State	12/22/16	70-92	(23)Amin, Ehab	(10)Thomas, Rashawn	(4)South, Kareem	(3)Amin, Ehab	(2)Thomas, Rashawn



THE NEW ORLEANS GAME | SATURDAY, DECEMBER 31

2016-17 TEAM GAME HIGHS

Texas A&M-Corpus Christi - TEAM GAME HIGHS

Points	115	OUR LADY OF THE LAKE (11/11/16)
	94	at UT Rio Grande Valley (11/16/16)
	84	JARVIS CHRISTIAN (11/23/16)
	84	UT RIO GRANDE VALLEY (11/29/16)
	77	ST. MARY'S (TX) (12/09/16)
	70	at Cal Poly (12/03/16)
Field Goals Made	37	OUR LADY OF THE LAKE (11/11/16)
	31	JARVIS CHRISTIAN (11/23/16)
Field Goal Attempts	69	at Oklahoma State (12/22/16)
	66	OUR LADY OF THE LAKE (11/11/16)
Field Goal Percentage	.561 (37-66)	OUR LADY OF THE LAKE (11/11/16)
	.541 (33-61)	at UT Rio Grande Valley (11/16/16)
3 PT Field Goals Made	10	JARVIS CHRISTIAN (11/23/16)
	4	UT RIO GRANDE VALLEY (11/29/16)
3 PT Field Goals Attempted	25	JARVIS CHRISTIAN (11/23/16)
	17	OUR LADY OF THE LAKE (11/11/16)
3 PT Field Goal Percentage	.412 (7-17)	OUR LADY OF THE LAKE (11/11/16)
	.364 (4-11)	at UT Rio Grande Valley (11/16/16)
Free Throws Made	34	OUR LADY OF THE LAKE (11/11/16)
	24	at UT Rio Grande Valley (11/16/16)
Free Throws Attempts	45	OUR LADY OF THE LAKE (11/11/16)
	28	at Texas State (11/21/16)
Free Throw Percentage	1.000 (6-6)	at Texas A&M (12/05/16)
	.885 (23-26)	ST. MARY'S (TX) (12/09/16)
Rebounds	55	JARVIS CHRISTIAN (11/23/16)
	48	OUR LADY OF THE LAKE (11/11/16)
	43	at Oklahoma State (12/22/16)
	39	at Texas A&M (12/05/16)
	29	TEXAS-SAN ANTONIO (12/18/16)
Assists	24	OUR LADY OF THE LAKE (11/11/16)
	15	at UT Rio Grande Valley (11/16/16)
Steals	17	ST. MARY'S (TX) (12/09/16)
	13	OUR LADY OF THE LAKE (11/11/16)
Blocked Shots	12	JARVIS CHRISTIAN (11/23/16)
	7	OUR LADY OF THE LAKE (11/11/16)
Turnovers	22	OUR LADY OF THE LAKE (11/11/16)
	16	at Texas A&M (12/05/16)
Fouls	29	at UT Rio Grande Valley (11/16/16)
	23	TEXAS-SAN ANTONIO (12/18/16)



THE NEW ORLEANS GAME | SATURDAY, DECEMBER 31

PLAYER GAME HIGHS

Texas A&M-Corpus Christi - INDIVIDUAL GAME HIGHS

Points	31	Kilgore, Joseph at UT Rio Grande Valley (11/16/16)
	30	Martinez, Cole JARVIS CHRISTIAN (11/23/16)
	30	Amin, Ehab UT RIO GRANDE VALLEY (11/29/16)
Field Goals Made	11	Kilgore, Joseph at UT Rio Grande Valley (11/16/16)
	11	Amin, Ehab UT RIO GRANDE VALLEY (11/29/16)
Field Goals Att.	20	Amin, Ehab TEXAS-SAN ANTONIO (12/18/16)
	20	Thomas, Rashawn at #19 Saint Mary's (CA) (12/20/16)
FG Pct (min 5 made)	.889 (8-9)	Kocher, Jake OUR LADY OF THE LAKE (11/11/16)
	.688 (11-16)	Amin, Ehab UT RIO GRANDE VALLEY (11/29/16)
3-Point FG Made	7	Martinez, Cole JARVIS CHRISTIAN (11/23/16)
	4	Martinez, Cole OUR LADY OF THE LAKE (11/11/16)
	4	Martinez, Cole at Texas A&M (12/05/16)
3-Point FG Att.	12	Martinez, Cole JARVIS CHRISTIAN (11/23/16)
	7	Martinez, Cole at Texas A&M (12/05/16)
3-Pt FG Pct (min 2 made)	.667 (4-6)	Martinez, Cole OUR LADY OF THE LAKE (11/11/16)
	.667 (2-3)	Amin, Ehab at Cal Poly (12/03/16)
Free Throws Made	11	Thomas, Rashawn TEXAS-SAN ANTONIO (12/18/16)
	8	Kilgore, Joseph at UT Rio Grande Valley (11/16/16)
	8	Martinez, Cole at Texas State (11/21/16)
	8	Thomas, Rashawn UT RIO GRANDE VALLEY (11/29/16)
	8	Thomas, Rashawn at Cal Poly (12/03/16)
Free Throws Att.	14	Thomas, Rashawn TEXAS-SAN ANTONIO (12/18/16)
	12	Thomas, Rashawn UT RIO GRANDE VALLEY (11/29/16)
FT Pct (min 3 made)	1.000 (8-8)	Martinez, Cole at Texas State (11/21/16)
	1.000 (4-4)	Martinez, Cole at UT Rio Grande Valley (11/16/16)
	1.000 (4-4)	Amin, Ehab at Texas State (11/21/16)
	1.000 (4-4)	Kilgore, Joseph JARVIS CHRISTIAN (11/23/16)
	1.000 (4-4)	Kilgore, Joseph at Texas A&M (12/05/16)
	1.000 (4-4)	Martinez, Cole ST. MARY'S (TX) (12/09/16)
	1.000 (3-3)	Kilgore, Joseph OUR LADY OF THE LAKE (11/11/16)
Rebounds	12	Thomas, Rashawn JARVIS CHRISTIAN (11/23/16)
	12	Thomas, Rashawn OUR LADY OF THE LAKE (11/11/16)
	11	Thomas, Rashawn at UT Rio Grande Valley (11/16/16)
Assists	7	Thomas, Rashawn JARVIS CHRISTIAN (11/23/16)
	6	Kilgore, Joseph OUR LADY OF THE LAKE (11/11/16)
	6	Kilgore, Joseph JARVIS CHRISTIAN (11/23/16)
Steals	7	Amin, Ehab ST. MARY'S (TX) (12/09/16)
	5	Thomas, Rashawn UT RIO GRANDE VALLEY (11/29/16)
	5	Amin, Ehab at #19 Saint Mary's (CA) (12/20/16)
Blocked Shots	6	Thomas, Rashawn JARVIS CHRISTIAN (11/23/16)
	5	Thomas, Rashawn UT RIO GRANDE VALLEY (11/29/16)
Turnovers	8	Kilgore, Joseph UT RIO GRANDE VALLEY (11/29/16)
	7	Thomas, Rashawn at Texas A&M (12/05/16)
Fouls	5	Thomas, Rashawn at UT Rio Grande Valley (11/16/16)
	5	Schmidt, Elijah at UT Rio Grande Valley (11/16/16)
	5	Amin, Ehab at Cal Poly (12/03/16)
	5	Thomas, Rashawn at Texas A&M (12/05/16)
	5	Holcombe, Alex at Texas A&M (12/05/16)
	5	Thomas, Rashawn TEXAS-SAN ANTONIO (12/18/16)



THE NEW ORLEANS GAME | SATURDAY, DECEMBER 31

TV/RADIO ROSTER



KYLE BROWN
G • r-Fr. • 5-10
Fresno, TX



COLE MARTINEZ
G • r-Sr. • 6-3
San Antonio, TX



JOSEPH KILGORE
G • Jr. • 6-5
Houston, TX



EHAB AMIN
G • Jr. • 6-4
Alexandria, Egypt



DAVID BLOOM
G • Jr. • 6-4
Plano, TX



PERRY FRANCOIS
F • Fr. • 6-8
N. Miami, FL



KAREEM SOUTH
G • r-Fr. • 6-2
Toronto, Ontario



JAKE KOCHER
G • r-Sr. • 6-3
Austin, TX



ELIJAH SCHMIDT
F • Fr. • 6-8
Spring, TX



COLIN HALE
G • Fr. • 6-1
Aransas Pass, TX



EMMANUEL TONEY
G • Sr. • 6-2
Bowie, MD



JAMELL BRADLEY
G/F • Fr. • 6-6
San Antonio, TX



RASHAWN THOMAS
F • Sr. • 6-8
Oklahoma City, OK



YORK BENJAMIN
F • Fr. • 6-8
Tulsa, OK



ALEX HOLCOMBE
F • Fr. • 6-8
Houston, TX



WILLIS WILSON
Head Coach
Sixth Season



MARTY GROSS
Assoc. Head Coach
Sixth Season



MARK DANNHOFF
Assistant Coach
Seventh Season



TERRY JOHNSON
Assistant Coach
Third Season



BYRON RIMM
Director of Ops
First Season



ELIJAH GORE
Scholastic Coord.
First Season



JERRY HILKER
Sports Medicine
12th Season



LEE SCOTT
Strength Coach
Third Season