

TEXAS A&M BASEBALL ▶

▶ 2025

MEDIA GUIDE

38 NCAA APPEARANCES
26 CONFERENCE CHAMPIONSHIPS
8 CWS APPEARANCES
11 NCAA REGIONAL CHAMPIONSHIPS
10 NCAA SUPER REGIONAL APPEARANCES



TABLE OF CONTENTS



TABLE OF CONTENTS

QUICK FACTS.....	3
MEDIA INFO.....	4
BLUE BELL PARK.....	5

COACHING STAFF

MICHAEL EARLEY, HEAD COACH.....	7
JASON KELLY, ASSOC. HEAD COACH.....	9
CALEB LONGLEY, ASSISTANT COACH.....	10
WILL FOX, ASSISTANT COACH.....	11
JASON HUTCHINS, DIR. OF OPERATIONS.....	12
JEREMY MCMILLAN, SPORTS PERFORMANCE COACH.....	12
KALIE SWAIN, ATHLETIC TRAINER.....	13
KYLE STAFFORD, ASSOC. DIR. OF ATHLETICS COMM.....	13

MEET THE PLAYERS

2025 ROSTER.....	14
2025 TV/RADIO ROSTER.....	15
2025 ROSTER BREAKDOWN.....	17
2025 SCHEDULE.....	18
#6 KAEDEN KENT.....	19
#9 GAVIN GRAHOVAC.....	20
#12 HAYDEN SCHOTT.....	21
#13 CADEN SORRELL.....	22
#14 ISAAC MORTON.....	23
#17 JACE LAVIOLETTE.....	24
#18 RYAN PRAGER.....	25
#19 TROY WANSING.....	26
#21 WESTON MOSS.....	27
#30 KAIDEN WILSON.....	28
#32 BRAD RUDIS.....	29
#33 JUSTIN LAMKIN.....	30
#34 JOSH STEWART.....	31
#37 TY BAKER.....	32
#38 SHANE SDAO.....	33
#41 JACKSON BRASSEUX.....	34
#44 LUKE JACKSON.....	35
#46 BLAKE BINDERUP.....	36
#49 AUSTIN VARGAS.....	37

#62 PEYTON SMITH.....	38
2025 NEWCOMERS.....	39

2024 IN REVIEW

2024 FINAL STATISTICS.....	47
2024 BOX SCORES.....	49

HISTORY & TRADITION

ALL-AMERICAN AGGIES.....	66
ALL-CONFERENCE AGGIES.....	69
CONFERENCE AWARD WINNERS.....	72
AGGIES IN THE MAJORS.....	74
AGGIE PRO CONTRACT SIGNINGS.....	75
TEAM AWARD WINNERS.....	78
ALL-TIME COACHING LEADERS.....	80
INDIVIDUAL CAREER RECORDS.....	81
INDIVIDUAL SINGLE-SEASON RECORDS.....	85
TEAM SINGLE-SEASON RECORDS.....	89
SINGLE-GAME RECORDS.....	92
YEARLY STATISTICAL LEADERS.....	93
INDIVIDUAL SEC SINGLE-GAME RECORDS.....	105
INDIVIDUAL SEC CAREER RECORDS.....	108
TEAM SEC SINGLE-GAME RECORDS.....	110
TEAM SEC SINGLE-SEASON RECORDS.....	111
SEC/BIG 12 YEARLY STATISTICAL LEADERS.....	112
NCAA POSTSEASON HISTORY.....	118
YEAR-BY-YEAR RESULTS.....	123
ALL-TIME RESULTS.....	125
AGGIES IN THE POLLS.....	151
ALL-TIME RECORDS.....	155
ALL-TIME SERIES HISTORY.....	157
ALL-TIME LETTERWINNERS.....	178

2025 TEXAS A&M BASEBALL QUICK FACTS

GENERAL INFORMATION

SCHOOL	Texas A&M University
LOCATION	Bryan-College Station, Texas
FOUNDED	1872 (opened 1876)
ENROLLMENT	79,105 (Fall '24)
CONFERENCE	SEC
COLORS	Maroon & White
NICKNAME	Aggies
CHANCELLOR	John Sharp (Texas A&M '72)
PRESIDENT	General (Ret.) Mark A. Welsh III (U.S. Air Force Academy '76)
DIRECTOR OF ATHLETICS	Trev Alberts (Nebraska '93)
FACULTY REPRESENTATIVE	Dr. Paul J. Batista

COACHING STAFF

HEAD COACH	Michael Earley
CAREER RECORD	0-0 (1st Season)
RECORD AT A&M	0-0
ASSOCIATE HEAD COACH	Jason Kelly (Missouri Valley '03)
ASSISTANT COACHES	Caleb Longley (ETSU '18) Will Fox (McNeese '18)
DIR. OF BASEBALL OPERATIONS	Jason Hutchins (Texas A&M '98)
BEST TIME TO CONTACT	mornings (contact SID)

TEAM INFORMATION

2024 RECORD	53-15
2024 SEC RECORD (FINISH)	19-11 (2nd West/4th Overall)
2024 POSTSEASON	National Runner-Up
2024 FINAL RANKINGS	D1Baseball.com: 2 Baseball America: 2 NCBWA: 2 USA Today/Coaches: 2
HOME RECORD	37-3
AWAY RECORD	9-8
NEUTRAL RECORD	7-4
RETURNERS/LOST	20/24
POSITION STARTERS RETURNING/LOST	5/4
PITCHERS RETURNING/LOST	2/1
NEWCOMERS	22
FOUR-YEAR TRANSFERS	9
JUCO TRANSFERS	2
HIGH SCHOOL	11

FACILITY INFORMATION

HOME STADIUM (capacity)	Olsen Field at Blue Bell Park (6,100)
OPENED	March 21, 1978 (47th season) renovated for 2012 season
A&M'S ALL-TIME RECORD AT BLUE BELL PARK	1,247-405-5 (.754)
DIMENSIONS	330 (left, right)...375 (gaps)...400 (center)
FENCE HEIGHT	8 feet
SURFACE	Grass (Tifway Bermuda)
TICKET OFFICE	(979) 845-2311 or 1-888-99-AGGIE

COMMUNICATIONS

BASEBALL CONTACT	Kyle Stafford
CELL PHONE	(936) 727-0409
EMAIL	kstafford@athletics.tamu.edu
WEBSITE	www.12thMan.com
TWITTER	@AggieBaseball
INSTAGRAM	@AggieBaseball

TOP RETURNING POSITION PLAYERS

Player	Pos.	Yr.	2024 Statistics
Gavin Grahovac	INF	So.	.298/.390/.596, 16 2B, 23 HR, 66 RBI
Jace LaViolette	OF	Jr.	.305/.449/.726, 16 2B, 3 3B, 29 HR, 78 RBI
Hayden Schott	OF	Gr.	.335/.418/.498, 15 2B, 2 3B, 8 HR, 63 RBI

TOP RETURNING PITCHERS

Player	R/L	Yr.	2024 Statistics
Justin Lamkin	L	Jr.	3-3, 5.21 ERA, 65.2 IP, 88 K
Ryan Prager	L	RJr.	9-1, 2.95 ERA, 97.2 IP, 124 K
Brad Rudis	R	Sr.	6-0, 2.55 ERA, 35.1 IP, 35 K

TEAM HISTORY

FIRST SEASON	1894 (121st season in 2023)
ALL-TIME RECORD	2,913-1,620-43 (.641)
CWS APPEARANCES	8 (1951, 64, 93, 99, 2011, 17, 22, 24)
NCAA APPEARANCES	38 (1951, 55, 59, 64, 75, 76, 77, 78, 84, 86, 87, 88, 89, 91, 92, 93, 95, 97, 98, 99, 2003, 04, 07, 08, 09, 10, 11, 12, 13, 14, 15, 16, 17, 18, 19, 22, 23, 24)
NCAA REGIONAL CHAMPIONSHIPS	11 (1993, 99, 2004, 07, 08, 11, 15, 16, 17, 22, 24)
NCAA SUPER REGIONALS	10 (1999, 2004, 07, 08, 11, 15, 16, 17, 22, 24)
ALL-TIME CONFERENCE RECORD	1,199-875-8 (.578) SWC: 783-526-5 (.598) Big 12: 245-194-2 (.558) SEC: 171-155-1 (.525)
CONFERENCE CHAMPIONSHIPS	26 SWC: (1931, 34, 37, 42, 43, 51, 55, 59, 64, 66, 77, 78, 86^, 89^, 93) Big 12: (1998, 99, 2007*, 08, 10*, 11^) SEC: (2016*, 22%)

% Western Division

* postseason tournament

^ regular season & postseason tournament titles

MEDIA INFORMATION



INTERVIEW POLICY

All interview requests must be made through Kyle Stafford (kstafford@athletics.tamu.edu), with at least a 24-hour notice. On game days, interviews will be conducted approximately 10 minutes after the conclusion of the game and will be coordinated by the Media Relations department.

CREDENTIALS

Media and photo credentials should be requested at least two days prior to game day by contacting Kyle Stafford at kstafford@athletics.tamu.edu. Media seating is limited, so credentials will be issued according to Texas A&M and the SEC credential guidelines, which can be found at 12thMan.com/media. Admittance to media areas is limited to working media only. No children or other non-media members will be admitted to the working media areas.

PHOTO WELLS

Photo wells are located down the first and third base lines at Blue Bell Park. Space is extremely limited in these areas and are first come, first serve. Photographers must not cross the yellow line in the wells during game action and are not allowed on the playing surface. Pre and postgame, photographers are allowed to step on to the warning track but are not allowed to stand in front of the Texas A&M dugout.

12THMAN.COM

Media can obtain more information on Texas A&M Baseball on 12thMan.com, the official website of Texas A&M athletics. Rosters, schedules, bios, game notes, statistics, box scores, postgame audio files and much more are available online.

MEDIA PARKING

Media parking is extremely limited and will be made available on a first-come, first-serve basis. Parking will be available by **ARRANGING IN ADVANCE ONLY** in Lot 100g, which is located on the southeast corner of Reed Arena (arena lot closest to Blue Bell Park). It is wise to arrive as early as possible to ensure obtaining a parking space. **You must contact the Media Relations office in advance** to obtain parking passes and avoid being charged to park.

GAMEDAY MEDIA SERVICES

Updated game notes and statistics will be available prior to each game. Internet access is available in the Blue Bell Park press box.

RADIO

Outlets wishing to broadcast games at Blue Bell Park should contact the Media Relations office no later than one week prior to gameday.

PHOTO/VIDEO

Contact Kyle Stafford (kstafford@athletics.tamu.edu) to request high-resolution digital images or video of Texas A&M's coaches and players.

SOUTHEASTERN CONFERENCE

Ben Beaty (bbeaty@sec.org), Assistant Director of Communications, will serve as the media contact for SEC baseball. The SEC office address is 2201 Richard Arrington Boulevard North, Birmingham, AL 35203. The telephone number is (205) 458-3000. The SEC website is www.SECsports.com.

BLUE BELL PARK



The \$24 million Olsen Field at Blue Bell Park opened in February 2012 and gave the Texas A&M Baseball program one of the country's crown jewels of collegiate stadiums to call home.

The project, spearheaded by a \$7 million pledge from Blue Bell Creameries in nearby Brenham, Texas, allowed the university to transform Olsen Field--which opened in 1978--into a first-class facility that showcases the long-standing tradition of the A&M athletics program.

Blue Bell Park includes traditional and dugout suites and added accommodation seats for fans with special needs. In addition, a new club lounge, additional concessions and restrooms, as well as a children's playground, are part of the facilities.

Players have access to a weight room, hydrotherapy room, training room, bullpens, locker rooms and team lounge. Coaches also have new offices and a separate locker room.

Fans are closer to the action than ever before because designers decreased the distance between home plate and the first seating row. Lawn seating were added along the first- and third-base lines, allowing fans to watch the game from these elevated grassy knolls or take the traditional route of chair seating.

The design team studied and incorporated the rich history not only of Texas A&M but also the history of Aggie baseball.

In addition to its distinct architectural appeal, the stadium includes features that recruits will not be able to ignore.

POSTSEASON BASEBALL AT OLSEN FIELD

NCAA Regional	1989
NCAA Regional	1993*
NCAA Regional	1998
NCAA Regional	1999*
NCAA Super Regional	1999*
NCAA Regional	2003
NCAA Regional	2007*
NCAA Regional	2008*
NCAA Regional	2011*
NCAA Regional	2012
NCAA Regional	2015*
NCAA Super Regional	2017*
NCAA Regional	2022*
NCAA Super Regional	2022*
NCAA Regional	2024*
NCAA Super Regional	2024*

* - Winner, Texas A&M



BLUE BELL PARK

BLUE BELL PARK ATTENDANCE RECORDS



Olsen Field was dedicated on March 21, 1978, and reigned for over 30 years as one of college baseball's top venue. Following the 2011 season, the stadium underwent a \$24 million dollar renovation to ensure it remained as the country's top collegiate stadium.

TOP OLSEN FIELD/ BLUE BELL PARK CROWDS

CROWD	OPPONENT	DATE	RESULT
1. 8,847	Texas	5/16/03	W, 6-4
2. 8,452	Texas	4/30/99	L, 6-18
3. 8,343	Texas	5/8/09	L, 9-11 (10)
4. 8,230	Baylor	4/17/99	W, 5-4
5. 8,123	Texas	4/17/10	L, 0-14
6. 8,075	Vanderbilt	4/13/24	W, 9-0
7. 7,980	Arkansas	5/17/24	L, 3-6
8. 7,968	Georgia	4/26/24	W, 5-1
9. 7,934	Oregon*	6/9/24	W, 15-9
10. 7,912	Texas	5/4/01	W, 4-3
11. 7,871	Baylor	3/5/00	L, 4-6
12. 7,835	Oregon*	6/8/24	W, 10-6
13. 7,774	Oklahoma	4/17/04	L, 7-8
14. 7,770	Georgia	4/27/24	W, 19-9
15. 7,740	Texas	4/29/06	L, 3-5
16. 7,735	Oklahoma	4/8/06	L, 0-1
17. 7,721	Kansas State	4/13/02	L, 6-7
18. 7,687	Baylor	3/29/03	L, 1-9
19. 7,669	Washington^	2/25/05	W, 10-4
20. 7,645	Clemson*	6/5/99	L, 3-10
21. 7,645	Clemson*	6/6/99	W, 5-4
22. 7,630	Texas*	6/1/24	W, 4-2
23. 7,589	Clemson*	6/4/99	W, 20-3
24. 7,550	Arkansas	2/28/04	L, 4-6
25. 7,537	Texas^†	4/10/18	W, 6-5
26. 7,492	Auburn	3/25/22	L, 5-6
27. 7,472	Texas Tech	3/26/04	W, 5-2
28. 7,430	Texas	5/17/08	L, 2-5
29. 7,428	Rice^	3/23/04	L, 10-15
7,428	Arizona^	2/16/02	W, 9-5

TOP BLUE BELL PARK CROWDS (SINCE 2012)

CROWD	OPPONENT	DATE	RESULT
1. 8,075	Vanderbilt	4/13/24	W, 9-0
2. 7,980	Arkansas	5/17/24	L, 3-6
3. 7,968	Georgia	4/26/24	W, 5-1
4. 7,934	Oregon*	6/9/24	W, 15-9
5. 7,835	Oregon*	6/8/24	W, 10-6
6. 7,770	Georgia	4/27/24	W, 19-9
7. 7,630	Texas*	6/1/24	W, 4-2
8. 7,537	Texas^†	4/10/18	W, 6-5
9. 7,492	Auburn	3/25/22	L, 5-6
10. 7,391	Missouri	3/27/15	W, 7-4
11. 7,351	Vanderbilt	4/12/24	W, 15-0
12. 7,347	Texas^	3/28/23	L, 2-5
13. 7,337	Arkansas	5/18/24	W, 14-4
14. 7,342	Sam Houston^	3/12/24	W, 9-8
15. 7,322	Yale^	3/5/16	W, 13-0
16. 7,296	South Carolina	5/9/15	W, 15-14
17. 7,275	Mississippi State	5/4/19	W, 1-0, L, 3-4

11. 7,209	Bowling Green^	2/17/17	W, 15-1
12. 7,201	Arkansas	4/18/15	L, 8-9
13. 7,165	Auburn	4/8/17	W, 6-3
14. 7,159	Mississippi State	3/23/24	W, 6-1
15. 7,104	Vanderbilt	3/16/19	W, 8-7
16. 7,078	McNeese^	2/16/24	W, 15-0
17. 7,063	Vanderbilt	4/14/24	W, 12-6
18. 7,058	Davidson*	6/10/17	W, 12-6
19. 7,037	Auburn	4/13/19	L, 0-7
20. 7,012	Arkansas	4/23/22	L, 1-3
21. 6,987	Florida	5/6/23	W, 15-2
22. 6,972	Arkansas	4/22/22	W, 2-1
23. 6,965	Texas^	3/15/16	W, 5-4
24. 6,944	Texas	4/27/12	W, 6-5
25. 6,936	Davidson*	6/9/17	W, 7-6
26. 6,901	Alabama	4/14/18	W, 3-2
27. 6,820	Missouri	4/15/23	L, 5-13
28. 6,806	Hofstra^	2/19/16	W, 5-2
29. 6,789	Florida	5/5/18	L, 1-6
30. 6,732	Louisville*	6/10/22	W, 5-4

* NCAA Tournament game. ^ non-conference game. † mid-week game record.

THREE-DATE SERIES

1. 22,879	Clemson*	June 4-6, 1999
2. 22,489	Vanderbilt	April 12-14, 2024
3. 22,293	Arkansas	May 16-18, 2024
4. 20,040	Oklahoma	April 16-18, 2004
5. 20,000	Arkansas	April 22-24, 2022
6. 19,753	Texas Tech	March 26-28, 2004
7. 19,662	Auburn	March 25-27, 2022
8. 19,614	Auburn	March 28-30, 2024
9. 19,360	Arkansas	April 17-19, 2015
10. 18,887	Missouri	April 13-15, 2023
11. 18,880	Nebraska	April 15-17, 2005
12. 18,855	South Carolina	May 8-10, 2015
13. 18,776	Missouri	March 27-29, 2015
14. 18,762	Kentucky	April 7-9, 2022
15. 18,754	Kansas State	April 12-14, 2002
16. 18,652	Yale	March 4-6, 2016
17. 18,624	Auburn	April 7-9, 2017
18. 18,583	LSU	March 17-19, 2023
19. 18,524	Kansas	April 1-3, 2005
20. 18,436	Florida	May 5-7, 2023
21. 18,426	Auburn	April 12-14, 2019
22. 18,396	McNeese	Feb. 16-18, 2024
23. 18,384	Alabama	April 22-24, 2016
24. 18,378	Mississippi State	March 21-23, 2024
25. 18,309	Georgia	April 8-10, 2016
26. 18,263	Vanderbilt	March 15-17, 2019
27. 18,250	TCU*	June, 10-12, 2016

THREE-DATE SERIES AT BLUE BELL (SINCE 2012)

1. 22,759	Georgia	April 26-27, 2024
2. 22,489	Vanderbilt	April 12-14, 2024
3. 22,293	Arkansas	May 16-18, 2024
4. 20,000	Arkansas	April 22-24, 2022
5. 19,662	Auburn	March 25-27, 2022
6. 19,614	Auburn	March 28-30, 2024
7. 19,360	Arkansas	April 17-19, 2015

8. 18,887	Missouri	April 13-15
9. 18,855	South Carolina	May 8-10, 2015
10. 18,776	Missouri	March 27-29, 2015
11. 18,762	Kentucky	April 7-9, 2022
12. 18,652	Yale	March 4-6, 2016
13. 18,624	Auburn	April 7-9, 2017
14. 18,583	LSU	March 17-19, 2023
15. 18,436	Florida	May 5-7, 2023
16. 18,426	Auburn	April 12-14, 2019
17. 18,396	McNeese	Feb. 16-18, 2024
18. 18,384	Alabama	April 22-24, 2016
19. 18,378	Mississippi State	March 21-23, 2024
20. 18,309	Georgia	April 8-10, 2016
21. 18,263	Vanderbilt	March 15-17, 2019
22. 18,250	TCU*	June, 10-12, 2016
23. 18,083	Ole Miss	March 31 - April 2, 2023
24. 17,844	Seattle U	Feb 17-19, 2023
25. 17,744	Portland	Feb 24-26, 2023
26. 17,602	Alabama	April 12-14, 2018
27. 17,585	Fordham	Feb 18-20, 2022

TWO-DATE SERIES

1. 22,759	Georgia	April 26-27, 2024
2. 15,769	Oregon*	June 8-9, 2024
3. 15,337	Baylor	April 17-18, 1999
4. 15,148	Texas	April 17-18, 2010
5. 14,262	Texas	May 17-18, 2008
6. 14,150	Texas	April 29-30, 2006
7. 13,994	Davidson*	June 9-10, 2017
8. 13,669	Texas	May 22-23, 2004
9. 13,564	Bowling Green	Feb. 17-18, 2017
10. 13,388	Louisville*	June 10-11, 2022

TWO-DATE SERIES AT BLUE BELL (SINCE 2012)

1. 22,759	Georgia	April 26-27, 2024
2. 15,769	Oregon*	June 8-9, 2024
3. 13,994	Davidson*	June 9-10, 2017
4. 13,564	Bowling Green	Feb. 17-18, 2017
5. 13,388	Louisville*	June 10-11, 2022
6. 12,009	Mississippi State	May 3-4, 2019
7. 11,266	Cornell	Feb. 23-24, 2018
8. 11,207	Santa Clara	March 12-13, 2022
9. 10,194	Alabama	April 4-5, 2014
10. 9,365	Penn	Feb 25 & 27, 2022

COACHING STAFF



MICHAEL EARLEY

**HEAD COACH
INDIANA '10
ANDERSON '15**

**1ST SEASON
AT TEXAS A&M
0-0**

11

Michael Earley, former Texas A&M hitting coach, has been named the 21st head baseball coach at Texas A&M by Director of Athletics Trev Alberts.

"I am happy to announce that Michael Earley has been hired as our new Aggie baseball head coach," Director of Athletics Trev Alberts said. "Michael is a very talented coach and recruiter, but what stood out to me was his character and the relationships he has built with his current and former players. During our interview process he was really impressive. I think it helps that he knows our current roster, which finished second in the country, and he also knows Aggieland and the 12th Man. I am excited about the future of Aggie baseball. Please help me welcome home Michael and his family back to Aggieland."

"My family and I couldn't be more excited for this opportunity," said Earley. "Thank you, General Welsh and Trev Alberts for putting your trust in me. Being a part of this University and this program are a dream come true. I will not let you down. See you in Omaha!"

Earley served as the hitting coach for the Aggies for the past three seasons, helping the squad to two College World Series appearances and a national runner-up finish in 2024. In his tenure, Earley developed Texas A&M into one of the most powerful and potent offenses in the SEC. In 2024, the Maroon & White set program records for home runs with 136 and walks with a nation-leading 422.

In his three seasons, the Aggies have belted 306 homers, logged 704 extra-base hits and drawn 1,178 walks.

"Michael Earley is talented, hard-working, and absolutely committed to Aggie baseball," President Mark A. Welsh III said. "Not a bad combination when you consider the huge support he has from his players. Add in the street cred he enjoys across collegiate baseball as a position coach, hitting coach and recruiter, and you realize we now have a budding superstar leading Aggie baseball. I'd like to thank Trev Alberts for the hard work leading to this hire. I'd also like to thank our incredible Aggie baseball players for contributing to this search in such a respectful and impactful way. Finally, welcome home Coach Earley. We're all behind you."

Under Earley's guidance in 2024, the trio of Braden Montgomery, Gavin Grahovac and Jace LaViolette became the first group of teammates in program history to each surpass 20 home runs in a single season. LaViolette also became the first player in Texas A&M history to record back-to-back seasons with 20 or more homers.

The Aggies also had four offensive standouts earn All-America honors under Earley's teachings in 2024, including Grahovac, LaViolette, Montgomery and

Jackson Appel. Grahovac also set a new Texas A&M freshman record for homers with 23, surpassing fellow team LaViolette, who set the previous mark in 2023.


During his tenure with the Maroon & White, five position players have been drafted with more expected to be taken in the 2024 MLB Draft.

In 2023 he helped direct LaViolette to a breakout freshman campaign with the lefty leading the team with 63 RBI and 18 stolen bases on his way to multiple freshman All-America honors. LaViolette, along with the rest of the Aggie offense, was even better in SEC play where they finished second in runs scored (208) and third in both on-base percentage (.391) and RBI (190) within the league.

In 2022, his first year in Aggieland, the Aggies ranked second in the SEC in batting average (.289) and third in on-base percentage (.398). In the 30-game league schedule, the Aggies topped the SEC in batting average (.290), runs (233), RBI (215) and on-base percentage (.398). The Maroon & White's 2022 slash of .289/.398/.469 was a stark upgrade from 2021's .260/.363/.417. Along the way, Earley molded Dylan Rock into an All-America outfielder and MLB eighth-round draft pick.

Prior to Texas A&M, Earley spent five seasons at Arizona State, including four as the hitting coach on Tracy Smith's staff where he built a reputation for developing hitters with his most notable work being the rise of Spencer Torkelson to the No. 1 overall draft pick in the 2020 MLB Draft. Undrafted out of high school, Torkelson was selected by the Detroit Tigers. He was the first third baseman to be selected first overall since Pat Burrell in 1998 and just the fifth third baseman to be selected first overall in MLB Draft history. It marked the first time a college position player went from being undrafted out of high school to the No. 1 overall pick since Nebraska outfielder Darin Erstad in 1995.

"I would not be where I am at today without Coach Earley," Torkelson said. "He is the definition of a winner. His hard work and dedication to the game of baseball is contagious."



COACHING STAFF

In the 2020 MLB Draft, four of Earley's hitters were selected as Arizona State was the only school in the country to boast five players chosen in the shortened, five-round draft. The list included Torkelson, Alik Williams (37th overall – Tampa Bay Rays), Trevor Hauver (99th overall – New York Yankees) and Gage Workman (102nd overall – Detroit Tigers).

Under Earley's guidance, Hunter Bishop and Torkelson earned unanimous All-America recognition in 2019, forming one of the most potent offensive duos in college baseball over the last decade. The pair were semifinalist for the Golden Spikes Award and Dick Howser Trophy.

Arizona State led the nation in home runs during the 2019 regular season, clubbing 92 dingers. The Sun Devils were the NCAA statistical champion in home runs per game, sporting a 1.65 clip. Arizona State finished the 2019 campaign with 94 homers, easily eclipsing the Pac-12 record for the BBCOR era, surpassing Oregon State's 67 in 2018. The Sun Devils were the first Power 5 school in the BBCOR era to have multiple payers hit the 20-HR mark with 23 by Torkelson and 22 by Bishop. The Sun Devils batted .310 in 2019, to rank 10th in the nation. They also ranked 17th in the nation in on-base percentage (.398).

Earley made an immediate impact in Tempe. Arizona State improved in every offensive statistical category from 2017-18. In 2018, the team clubbed 50 home runs after hitting 38 in 2017. The team's overall batting average also climbed 20 points to .290, second in the Pac-12 behind 2018 NCAA champion Oregon State. In regular-season action, the Sun Devils ranked second in slugging percentage (.446), hits (549), batting average (.290) and total bases (843).

Earley was an All-Big Ten performer at Indiana University. In 2010, he batted .352 with 13 home runs and was the only player in the conference to rack up double-digits in home runs and stolen bases. He was selected by the Chicago White Sox in the 29th round of the 2010 MLB Draft. He played six seasons in the White Sox organization, reaching the Triple-A level with the Charlotte Knights. He wrapped up his professional career with the Southern Illinois Miners in the independent Frontier League in 2015. He was selected to four All-Star teams during his pro career and was named to the Southern Illinois All-Decade Team.

Earley is married to his wife, Lisa, and together they have a son, Marshall, and two daughters, Mia and Madison.



THE EARLEY FILE

NAME Michael Earley
HOMETOWN..... Anderson, Ind.
WIFE..... Lisa Earley
CHILDREN.....son, Marshall, daughters, Mia and Madison
ALMA MATER..... Anderson, 2015
 Master of Business Administration
 Indiana, 2010
 Bachelor's Degree in General Studies

COACHING CAREER

2017-21 Arizona State (Assistant Coach)
 2021-24 Texas A&M (Assistant Coach)
 2025- Texas A&M (Head Coach)


YEAR-BY-YEAR RECORD

	CONFERENCE RECORD	PCT.	OVERALL RECORD	PCT.
2025 - TAMU	-	-	-	-
TOTAL	-	-	-	-



COACHING STAFF

COACHING STAFF



JASON KELLY

**ASSOCIATE HEAD COACH
MISSOURI VALLEY '03**

1ST SEASON

43

Jason Kelly, the 2018 D1Baseball.com National Assistant Coach of the Year, enters his first season in Aggieland as the associate head coach and pitching coach.

Kelly brings over 20 years of coaching experience at the collegiate level to Bryan-College Station with his most recent stop being at Washington, where he served as the head coach. In his first season at the helm, the Huskies defied expectations and finished third in the Pac-12 standings with a 17-12 mark after being selected to seventh in the preseason poll. The 2023 team finished with a 35-20 record and earned the program's 12th NCAA Regional bid.

The 35 wins were the second most by a first-year head coach in Washington history.

Six players from Kelly's inaugural squad were selected in the 2023 MLB Draft, marking the second time the Huskies had at least five players drafted since 2014. Kiefer Lord, taken 86th overall by the Baltimore Orioles, became the highest-drafted Husky since 2015. Case Matter (Texas Rangers), Stu Flesland III (Colorado Rockies), Johnny Tincher (Cleveland Guardians), Will Simpson (Oakland Athletics) and Coby Morales (New York Yankees) also heard their names called.

Kelly also managed nine All-Pac-12 honorees in the 2023 campaign.

Prior to joining the Huskies, Kelly served as the pitching coach at LSU in 2022 and held the same position at Arizona State the two seasons before.

During the 2022 campaign, he helped the Tigers to a 40-22 record and their 34th trip to the NCAA Tournament. Kelly's pitching staff totaled 610 strikeouts to only 220 walks in 554 innings, while holding opponents to a .240 average.

While working as an assistant alongside Texas A&M head coach Michael Earley at Arizona State, Kelly guided a pitching staff that helped the Sun Devils to an NCAA Tournament appearance in 2021, despite losing all three weekend starters and closer. In the pandemic-shortened season in 2020, Kelly oversaw a pitching staff that recorded a 3.56 ERA compared to a 4.93 mark the season prior.

Before working at Arizona State, Kelly spent seven seasons as the pitching coach with Washington, where he was named the 2018 D1Baseball.com National Assistant Coach of the Year after helping the Huskies to their first College World Series appearance. During his tenure, he worked with 15 MLB Draft picks, developed the 2016 Pac-12 Pitcher of the Year in Troy Rallings and helped the program to a top-10 recruiting class in 2016.

Prior to arriving in Seattle, Kelly was the pitching coach at Cal Poly from 2007-12. In his first season in San Luis Obispo, he produced two pitchers who were selected in the top-five rounds of the draft, while his 2011 staff recorded the lowest ERA in the school's 17-year existence at the Division I level.

Kelly began his four-year college coaching career under Meggs at Chico State, where as the pitching coach he helped lead the Wildcats to back-to-back Division II College World Series berths. His 2005 Chico State staff compiled the

THE KELLY FILE

NAME Jason Kelly
HOMETOWN Santa Maria, Calif.
WIFE Tracy Kelly
CHILDREN daughter, Peyton, son, Cade
ALMA MATER Missouri Valley, 2003

COACHING CAREER

2003 Cuesta College (Assistant Coach)
 2004 Cal Poly (Director of Ops)
 2005-06 Chico State (Pitching Coach)
 2007-12 Cal Poly (Pitching Coach)
 2013-19 Washington (Pitching Coach)
 2020-21 Arizona State (Pitching Coach)
 2022 LSU (Pitching Coach)
 2023-24 Washington (Head Coach)
 2025- Texas A&M (Associate Head Coach)

sixth-best ERA in the nation.

Prior to coaching at Chico State, Kelly spent one season (2004) in baseball operations at Cal Poly and one season (2003) coaching at Cuesta College in San Luis Obispo, Calif. He also coached summer college teams from 2002-04, helping both the San Luis Obispo Blues and the Anchorage Bucs to the National Baseball Congress World Series.


Kelly was a pitcher at Cal Poly in 1999, and after redshirting in 2000, he went on to pitch at Cuesta College in 2001 and at Missouri Valley College in 2002. He is a 1998 graduate of St. Joseph High School in Santa Maria, Calif.

Kelly is married to his wife Tracy and together they have a daughter Peyton and son Cade.



COACHING STAFF

COACHING STAFF



CALEB LONGLEY

**ASSISTANT COACH
EAST TENNESSEE STATE '18**

1ST SEASON

77

Caleb Longley joined the Texas A&M baseball staff in the summer of 2024 as an assistant coach. With the Aggies, Longley will serve as the recruiting coordinator and hitting coach.

Prior to coming to Aggieland, Longley served three seasons in the same role at Texas where he helped the Longhorns to their three most productive offensive seasons in program history.

While on staff, Texas produced the three highest home run totals in school history. The Longhorns hit a program record 128 homers in 2022, then followed that up with 91 in 2023 and eclipsed the 100-homer mark again in 2024. The 2024 team had seven players with double-digit homer runs, including the national leader and Golden Spikes Award winner Ivan Melendez. Every regular starter on the 2023 team reached a new career-high in homers and five players reached double-digits.

In his first season as the recruiting coordinator in 2024, Longley pieced together a top-3 signing class according to Baseball America. Longley's 2025 class was also ranked No. 2 by Perfect Game.

During the 2024 season, Longley helped the Longhorns to the second-most homers in school annals with 112 and worked with the Big 12 Player of the Year in Max Belyeu. In 2023, the team returned only two everyday starters and 23 homers from the season prior and still batted .293 and average just over seven runs per game. Six Texas hitters garnered All-Big 12 honors under Longley's teachings in 2023.

In his first season on staff, Longley helped the Longhorns to a return to the College World Series and oversaw an offense that smashed a program record 128 homers. The best power hitting team in program history slugged .550 to smash the previous program record of .508 set in 1974.

During the season, Longley mentored Ivan Melendez, who became the first Texas player to win the USA Baseball Golden Spikes Award and swept the national player of the year awards. Melendez hit a Longhorns record 32 home runs, surpassing Kyle Russell's Texas record 28 homers in 2007 and Kris Bryant's BBCOR era record of 31 homers in 2013. Melendez batted .387 and led the country with 94 RBI and an .863 slugging percentage.

Melendez was also one of seven Longhorn hitters to earn All-Big 12 honors in 2022.

Prior to his time in Austin, Longley spent two seasons with the Arizona State baseball program.

A former East Tennessee State standout and high-performance training coach, Longley helped train and develop several draft picks while at Arizona State including the 2020 No. 1 overall pick Spencer Torkelson and fellow first rounder Alik Williams.

Last season Longley helped the Sun Devils advance to the NCAA Regional and had a trio of freshmen All-Americans, including highly decorated DH/first baseman Ethan Long. Long was a consensus All-American after slugging 16 homers and slashing .340/.417/.704.

Longley is also the creator and CEO of MARV training - a unique multidimensional training tool focused on hitting and arm care routines that is used across numerous sports across the country, including MLB, NBA, NFL and numerous

THE LONGLEY FILE

NAMECaleb Longley
HOMETOWNCleveland, Tenn.
WIFE Demi Longley
ALMA MATER East Tennessee State, 2018

COACHING CAREER

2020-21 Arizona State (Director of Hitting Development & Analytics)
 2022 Texas (Coordinator, Hitting & Pitching Development)
 2023-24 Texas (Assistant Coach)
 2025- Texas A&M (Assistant Coach)

NCAA Division I sports (football, baseball, softball, volleyball).

Longley previously worked as a quarterback trainer where he trained several NFL and NCAA Power 5 quarterbacks, while being heavily involved in the draft preparation for First Round Pick Dwayne Haskins in 2019 and Jalen Hurts in 2020.

During his time working with quarterbacks, Longley developed custom arm care, arm strengthening and activation regimens used by NFL and NCAA quarterbacks. He developed the Quarterback Improvement Curriculum as well as Throwing Program used by numerous quarterbacks across the globe.

He was also the former owner and founder of the High Intent Training, a baseball player development center in Nashville, Tennessee. There he took a holistic approach to training and customizing development plans for each individual athlete. While at "HIT Nashville" Longley was one of the first people in the country to get certified and publish an article for OnBaseU.


Longley was an accomplished Division I baseball player at East Tennessee State, recording 43 career home runs. He slashed .310/.400/.655 with 14 homers, 20 doubles and 50 RBIs during his senior campaign and was named a First Team All-Southern Conference selection in the process. He finished his playing career professionally with the Bloomfield Beavers.

Longley and wife Demi, who played softball at East Tennessee State, were married in 2022.



COACHING STAFF

COACHING STAFF



**WILL
FOX**

**ASSISTANT COACH
MCNEESE '18**

6TH SEASON



Will Fox enters his sixth season on the staff and his first as an assistant coach as the Aggies embark on the 2024 campaign. Previously he spent the last three seasons as the director of video and analytics and his first two as director of player personnel and video coordinator.

The Maroon & White have had ample success during Fox's tenure in Aggieland, putting together a 179-92 record. Fox has also helped Texas A&M to three NCAA Tournament appearances and two trips to the College World Series.

In 2023, Fox assisted the Aggies in reaching new heights as the team compiled a 53-15 record and advanced to the College World Series Finals for the first time in program history. The squad's four wins in Omaha were the most in school annals, while the 53 victories are tied for the second most in Texas A&M history.

The Aggies followed a trip to Omaha in his inaugural season by pushing his squad to the title games of both the SEC Tournament and the Stanford Regional, finishing the year with a 38-27 mark.

After Fox's first campaign in the Brazos Valley in 2020, the Aggies had three players drafted in the first 50 picks for the first time in school annals. The Maroon & White were the only squad to have three players taken in the first selections of that season's MLB Draft with Asa Lacy (4th), Zach DeLoach (43rd) and Christian Roa (48th) all getting scooped up.

Fox arrived in Aggieland after two seasons on the coaching staff at his alma mater McNeese State University. He helped McNeese to a Southland Conference Tournament championship and a No. 3 seed in an NCAA Regional as a volunteer assistant coach in 2019, assisting with the pitching staff. In 2018, he served as a student assistant.

A two-year letter winner for McNeese, in 2017, Fox he helped the Cowboys win the Southland Conference championship for the first time in 11 years.

He played in 56 games for McNeese in 2017, hitting .291 with 35 runs, eight doubles, two triples, one home run and 26 RBI. In 2016, he hit .258 with five doubles, three triples and 21 RBI.

Fox started his collegiate playing career at TCU, appearing in seven games as a freshman in 2014. He played the 2015 campaign at McLennan Community College in Waco, Texas.

A native of Montgomery, Texas, Fox is married to Carolyn (Windham) and the couple has two daughters, Presley and Charlotte.

THE FOX FILE

NAME Will Fox
HOMETOWN Montgomery, Texas
WIFE Carolyn Fox
ALMA MATER McNeese, 2018

COACHING CAREER

2018 McNeese (Student Assistant)
 2019 McNeese (Volunteer Assistant)
 2020-21 Texas A&M (Director of Player Personnel & Video Coordinator)
 2022-24 Texas A&M (Director of Video & Analytics)
 2025- Texas A&M (Assistant Coach)



COACHING STAFF

SUPPORT STAFF



JASON HUTCHINS

**DIRECTOR OF OPERATIONS
TEXAS A&M '98**

24

27TH SEASON

Jason Hutchins is in his 27th year as the Director of Operations for the Texas A&M baseball team as the Aggies embark on the 2024 campaign. Hutchins is responsible for organizing the day-to-day activities associated with the baseball program and is director of the Dugout Club. His baseball knowledge is a huge asset to the Aggie coaching staff.

Hutchins, who is serving under his third head coach in Aggieland, is vital in the administration and teaching aspects of the Texas A&M Baseball Camp, serving as the camp director for the last 20 seasons. Additionally, Hutchins keeps close ties with former players, who are a major part of Aggie Baseball family and are often invited back to the Brazos Valley for events such as the Former Players Weekend.

During his time on the staff, the Aggies have experience consistent success, including five College World Series trips, 20 NCAA Tournament appearances and seven conference titles.

"Hutch", a native of Irvine, Calif., was a pitcher on the 1991 and 1992 Aggie baseball squads, both of which advanced to the NCAA regional tournament. In 1991, he made 13 appearances and started 11 games for the Aggies. He finished the season with a 4-3 record and tallied 56 strikeouts in 54.2 innings. He is believed to hold the single-season record for hit batters with 10 during the 1991 season.

In 1992, Hutchins saw action in 12 games, all out of the bullpen, registering a 2.11 ERA and fanning 18 hitters in 17.1 innings.

Hutchins played professional baseball in the Colorado Rockies organization with stints in Bend, Central Valley and New Haven. He also spent a season in the Arizona Fall League and the Hawaiian Winter League. In 1992, he was selected as the top prospect in the Northwest League after logging 18 saves and a 2.59 ERA in 41.2 innings for the Bend Rockies. An arm injury forced Hutchins to retire in 1996.

After retirement, Hutchins returned to Texas A&M and earned a degree in sport management in 1998. While finishing his degree, he assisted the A&M coaching staff in various capacities.

Hutchins is married to the former Alicia Frank (A&M Class of 1993). The couple has a son, Jace Ryan, and a daughter, Halle Grace, who both attend Texas A&M.



JEREMY MCMILLAN

**STRENGTH & CONDITIONING
TEXAS TECH '06
1ST SEASON**

Jeremy McMillan enters his 14th season on the staff as the Aggies embark on the 2025 campaign. His responsibility at A&M is to build a strength and conditioning program that addresses the specific characteristics of the game of baseball. McMillan's program focuses on a combination of both strength and power development with an emphasis on developing explosive strength, power and rotational ability.

His appointment gives Texas A&M the unique distinction as one of the few schools in the country with a full-time baseball strength & conditioning coach. McMillan supervises and maintains all activities of the new weight room facility in the renovated Olsen Field at Blue Bell Park. Additionally, he oversees the nutritional and hydration efforts for Aggie baseball.

McMillan's efforts have helped players advance in their baseball careers. While at Texas A&M, McMillan has mentored 10 Major Leaguers, including Ryan Hendrix, Corbin Martin, Kyle Martin, Daniel Mengden, A.J. Minter, Tyler Naquin, Ross Stripling, Michael Wacha, Bryce Miller and Braden Shewmake. He helped develop 13 players who were selected in the 2016 Major League Baseball Draft, the most in school history. At least three player have been drafted in every year of his tenure and he boasts 16 pitchers selected in the first five rounds of the draft since 2016, the most of any Texas school.

While in Aggieland, Texas A&M has made two trips to the College World Series, including the 2017 and 2022 seasons.

The San Antonio, Texas, native arrived in Aggieland after his most recent post with the St. Louis Rams of the National Football League where he served as assistant strength and conditioning coach/nutrition consultant.

In his most recent position at the collegiate level, McMillan worked from 2007 to the summer of 2011 as strength and conditioning coach at Texas State where he served with the baseball, soccer, women's basketball, golf and women's tennis programs.

During his time at Texas State, McMillan played an important role with Bobcat baseball as the program captured three consecutive Southland Conference regular season championships and an SLC Tournament title while advancing to the NCAA Tournament on two occasions.

McMillan also spent time at the University of New Mexico where he served as a graduate assistant strength and conditioning coach working with the Lobo baseball, football, swimming and diving, track (sprinters and jumpers), women's golf and Nordic skiing teams.

Prior to New Mexico, McMillan served as a student assistant at Texas Tech University for a period of three years while working on his undergraduate degree. While at Texas Tech, McMillan worked with baseball, softball, basketball, soccer, volleyball, and the women's tennis programs.

A member of the National Strength and Conditioning Association and the Collegiate Strength and Conditioning Coaches Association, McMillan is CPR certified as well as being first aid certified through the American Red Cross. He is a graduate of Texas Tech, where he received his bachelor's degree in exercise and sports science in August of 2006. He is currently working on finishing his master's degree that he started at New Mexico.

McMillan is married Jackie Barrett (Fightin' Texas Aggie Class of 2010) and they have a daughter, Ellie, and a son, Callen.

SUPPORT STAFF



KALIE SWAIN

**SENIOR ASSOCIATE
ATHLETIC TRAINER
LONG BEACH STATE '12
2ND SEASON**

Kalie Swain joined the Texas A&M baseball staff as Senior Associate Athletic Trainer in September of 2023, working exclusively with the baseball team.

Swain is familiar with the SEC landscape after coming to Aggieland following two seasons with the baseball team at Missouri. Prior to her time in Columbia she served on staff at Elon as the trainer for the baseball and men's and women's golf teams.


Prior to Elon, she worked in the Los Angeles Dodgers' minor league system for six years. She spent three years (2014-2016) in Low-A with the Great Lakes Loons, one year (2017) in High-A with the Rancho Cucamonga Quakes and served her two seasons (2018, 2019) with the Double-A Tulsa Drillers.

Her teams went on to win their respective league championships in both 2016 and 2018.

Swain completed her master's degree in kinesiology with focuses on orthopedic rehabilitation and sports psychology from A.T. Still University in the winter of 2017 while working for the Dodgers. She also graduated from Long Beach State with a bachelor's degree in athletic training.

Swain is certified by the Board of Certification, licensed as an Athletic Trainer by the Texas Department of Licensing and Regulation, and a member of the National Athletic Trainers' Association. She is also certified in corrective exercise, dry needling certified, and trained in Stecco Fascial Manipulation.

She is a native of Huntington Beach, Calif. and currently lives in Bryan.



KYLE STAFFORD

**ASSOCIATE DIRECTOR,
ATHLETICS COMMUNICATIONS
TEXAS TECH '17
2ND SEASON**

Kyle Stafford, a member of the National Collegiate Baseball Writers Association, joined the athletics department in December of 2023 as Associate Director of Athletic Communications for Texas A&M baseball and equestrian. Stafford will also assist with the communication efforts for Aggie football.

In his career, Stafford has covered six regular season championships, five conference tournament championships, two national championships and two College World Series runs. Throughout his six seasons, Stafford has helped elevate the brands of 33 All-Americans, three National Coaches of the Year and two NCBWA Stoppers of the Year.

Prior to coming to Aggieland, Stafford served as the Director of Athletic Communications at Oral Roberts University in Tulsa, Oklahoma. During his time at ORU, Stafford was the primary contact for baseball, women's basketball, volleyball, cross country and track and field. He also assisted with producing creative content for social media through photography, videography and graphic design.

In 2023, Stafford led the social media and promotional efforts of the Golden Eagles' historic run to the College World Series. Throughout the run, Stafford successfully promoted the brands of the program's first two consensus All-Americans in Cade Denton, who was also named the NCBWA Stopper of the Year, and Jonah Cox.

Prior to joining ORU, Stafford served as the Assistant Sports Information Director at Keiser University. At Keiser, Stafford helped oversee the coverage and promotion of 26 sports, while serving as the primary contact for football, men's and women's golf, flag football and women's lacrosse. Stafford also handled all video content for the department while assisting with graphic design.

In addition to his experience at Keiser, Stafford served as the Sports Information Assistant at Milligan University from August 2018 to February 2019.

A native of Navasota, Texas, Stafford obtained a Bachelor of Science degree in Sports Management from Texas Tech University in 2017.

2025 TEXAS A&M BASEBALL ROSTER

No.	Name	Pos.	Yr.	Ht.	Wt.	B/T	Hometown / High School / Previous College(s)
1	Jamal George	UTIL	Jr.	5-11	185	R/R	Trujillo, P.R. / International Baseball Academy / Alabama State
2	Jacob Galloway	C	Jr.	5-9	180	L/R	Camarillo, Calif. / Harvard Westlake / USC
3	Terrence Kiel II	INF/OF	Fr.	6-1	185	R/R	Atlanta, Ga. / Pace Academy
4	Gavin Kash	INF/OF	Sr.	6-3	215	L/R	Sour Lake, Texas / Monsignor Kelly Catholic / Texas Tech
5	Sawyer Farr	INF	Fr.	6-4	190	S/R	Fort Worth, Texas / Boswell
6	Kaeden Kent	INF	Jr.	6-2	200	L/R	Austin, Texas / Lake Travis
8	Wyatt Henseler	INF	Sr.	6-1	215	R/R	Emmaus, Penn. / Emmaus / Penn
9	Gavin Grahovac	INF/OF	So.	6-2	220	R/R	Orange, Calif. / Villa Park
10	Benjamin Royo	INF	Jr.	6-2	200	R/R	Corpus Christi, Texas / Veterans / Rice
12	Hayden Schott	OF	Gr.	6-2	220	L/R	Newport Beach, Calif. / Culver Military Academy / Columbia
13	Caden Sorrell	OF	So.	6-3	205	L/L	Highland Village, Texas / Flower Mound Marcus
14	Isaac Morton	RHP	So.	6-3	190	R/R	Blaine, Minn. / Spring Lake Park
15	Matt Bergevin	INF	Sr.	6-4	250	R/R	Tempe, Ariz. / Marcos De Niza / Fairfield
16	Bear Harrison	C	So.	6-3	230	R/R	Danville, Calif. / De La Salle / Saint Mary's
17	Jace LaViolette	OF	Jr.	6-6	230	L/L	Katy, Texas / Tompkins
18	Ryan Prager	LHP	R-Jr.	6-3	200	L/L	Dallas, Texas / Hillcrest
19	Troy Wansing	LHP	Sr.	6-4	225	L/L	Kansas City, Mo. / Staley / Purdue
20	Aiden Sims	RHP	Fr.	6-2	180	L/R	Forney, Texas / Forney
21	Weston Moss	RHP	So.	6-4	190	R/R	Spring, Texas / Montgomery Lake Creek
23	Myles Patton	LHP	Jr.	6-3	205	L/L	Long Beach, Calif. / Millikan / Long Beach State
25	Clayton Freshcorn	RHP	So.	6-0	180	R/R	Waller, Texas / Waller / McLennan College
27	Gavin Lyons	RHP	Fr.	6-3	200	R/R	Guilford, Conn. / Hamden Hall
28	Caden McCoy	LHP	Fr.	6-3	220	R/L	Bloomington, Ind. / Bloomington North
30	Kaiden Wilson	LHP	So.	6-2	200	L/L	Raymore, Mo. / Raymore-Peculiar
31	Grant Cunningham	RHP	Jr.	6-3	225	R/R	Seattle, Wash. / Seattle Prep / Washington
32	Brad Rudis	RHP	Sr.	6-0	195	R/R	Madisonville, Texas / Madisonville
33	Justin Lamkin	LHP	Jr.	6-4	210	R/L	Corpus Christi, Texas / Calallen
34	Josh Stewart	RHP	Sr.	6-2	195	R/R	Georgetown, Texas / St. Dominic Savio Catholic / Texas
35	Sam Erickson	OF	Fr.	6-1	215	R/L	Flower Mound, Texas / Flower Mound
37	Ty Baker	RHP	R-Fr.	6-4	230	R/R	Houston, Texas / Second Baptist Academy
38	Shane Sdao	LHP	Jr.	6-2	170	L/L	Montgomery, Texas / Lake Creek
39	Houston Tomlinson	RHP	Fr.	6-1	180	R/R	Spring, Texas / Grand Oaks
40	Blayne Lyne	RHP	Fr.	6-6	205	R/R	Corpus Christi, Texas / London
41	Jackson Brasseur	LHP	Fr.	6-1	190	L/L	Paris, Texas / North Lamar
44	Luke Jackson	RHP	R-So.	6-2	190	R/R	Austin, Texas / Lake Travis
45	Nathan Tobin	OF	Fr.	5-11	190	L/R	Haslet, Texas / VR Eaton
46	Blake Binderup	INF	R-So.	6-6	230	R/R	College Station, Texas / College Station
47	Hayden Crites	C	Fr.	6-0	200	S/R	Paradise, Texas / Paradise
48	Marco Jones	INF/OF	Fr.	6-5	245	R/R	Dublin, Calif. / San Ramon Valley
49	Austin Vargas	LHP	R-Fr.	6-8	235	L/L	Brookshire, Texas / Fulshear
51	Rylan Hill	LHP	Fr.	6-3	200	L/L	Bryan, Texas / Bryan
62	Peyton Smith	RHP	Jr.	6-4	225	R/R	Springfield, Tenn. / East Robertson / Dallas Baptist
99	Kyrin LeBlanc	RHP	Jr.	6-3	215	R/R	St. Martinville, La. / St. Martinville Senior / Cisco College


Coaches and Staff

- 11 Michael Earley – Head Coach
- 43 Jason Kelly – Associate Head Coach/Pitching
- 77 Caleb Longley – Assistant Coach/Recruiting Coordinator/Hitting
- 0 Will Fox – Assistant Coach
- 66 Troy Claunch - Graduate Assistant
- 24 Jason Hutchins – Director of Operations
- 22 Jace Hutchins – Director of Program and Pitching Development
- Jack Mahala – Director of Player Development & Analytics
- ATC Kalie Swain – Senior Associate Athletic Trainer
- Jeremy McMillan – Head Strength & Conditioning Coach
- Roman Gomez – Assistant Strength & Conditioning Coach

2025 TV/RADIO ROSTER



JAMAL GEORGE
UTIL • 5-11 • 185 • Jr. • S/R
Trujillo, P.R.
International Baseball Academy
Alabama State **1**



JACOB GALLOWAY
C • 5-9 • 180 • Jr. • L/R
Camarillo, Calif.
Harvard Westlake
USC **2**



TERRENCE KIEL II
INF/OF • 6-1 • 185 • Fr. • S/R
Atlanta, Ga.
Pace Academy **3**



GAVIN KASH
INF/OF • 6-3 • 215 • Sr. • L/R
Sour Lake, Texas
Monsignor Kelly Catholic
Texas Tech **4**




SAWYER FARR
INF • 6-4 • 190 • Fr. • S/R
Fort Worth, Texas
Boswell **5**



KAEDEN KENT
INF • 6-2 • 200 • Jr. • L/R
Austin, Texas
Lake Travis **6**



WYATT HENSELER
INF • 6-1 • 215 • Sr. • R/R
Emmaus, Pa.
Emmaus
Penn **8**



GAVIN GRAHOVAC
INF/OF • 6-2 • 220 • So. • R/R
Orange, Calif.
Villa Park **9**



BENJAMIN ROJO
INF • 6-2 • 200 • Jr. • R/R
Corpus Christi, Texas
Veterans
Rice **10**




HAYDEN SCHOTT
OF • 6-2 • 220 • Gr. • L/R
Newport Beach, Calif.
Culver Military Academy
Columbia **12**




CADAN SORRELL
OF • 6-3 • 205 • So. • L/L
Highland Village, Texas
Flower Mound Marcus **13**



ISAAC MORTON
RHP • 6-3 • 190 • So. • R/R
Blaine, Minn.
Spring Lake Park **14**



MATT BERGEVIN
INF • 6-4 • 250 • Sr. • R/R
Tempe, Ariz.
Marcos De Niza
Fairfield **15**



BEAR HARRISON
C • 6-3 • 230 • So. • R/R
Danville, Calif.
De La Salle
Saint Mary's **16**



JACE LAVIOLETTE
OF • 6-6 • 230 • Jr. • L/L
Katy, Texas
Tompkins **17**



RYAN PRAGER
LHP • 6-3 • 200 • R.Jr. • L/L
Dallas, Texas
Hillcrest **18**



TROY WANSING
LHP • 6-4 • 225 • R.Jr. • L/L
Kansas City, Mo.
Staley
Purdue **19**



AIDEN SIMS
RHP • 6-2 • 180 • Fr. • L/R
Forney, Texas
Forney **20**



WESTON MOSS
RHP • 6-4 • 190 • So. • R/R
Spring, Texas
Montgomery Lake Creek **21**



MYLES PATTON
LHP • 6-3 • 205 • Jr. • L/L
Long Beach, Calif.
Millikan
Long Beach State **23**



CLAYTON FRESHCORN
RHP • 6-0 • 180 • So. • R/R
Waller, Texas
Waller
McLennan College **25**



GAVIN LYONS
RHP • 6-3 • 200 • Fr. • R/R
Guilford, Conn.
Hamden Hall **27**




CADAN MCCOY
LHP • 6-3 • 220 • Fr. • R/L
Bloomington, Ind.
Bloomington North **28**



KAIDEN WILSON
LHP • 6-2 • 200 • So. • L/L
Raymore, Mo.
Raymore-Peculiar **30**

2025 TEXAS A&M BASEBALL MEDIA GUIDE



GRANT CUNNINGHAM
RHP • 6-3 • 225 • Jr. • R/R
Seattle, Wash.
Seattle Prep
Washington **31**




BRAD RUDIS
RHP • 6-0 • 195 • Sr. • R/R
Madisonville, Texas
Madisonville **32**



JUSTIN LAMKIN
LHP • 6-4 • 210 • So. • R/L
Corpus Christi, Texas
Catalan **33**



JOSH STEWART
RHP • 6-2 • 195 • Jr. • R/R
Georgetown, Texas
St. Dominic Savio Catholic
Texas **34**



SAM ERICKSON
OF • 6-1 • 215 • Fr. • R/L
Flower Mound, Texas
Flower Mound **35**



TY BAKER
RHP • 6-4 • 230 • RFr. • R/R
Houston, Texas
Second Baptist Academy **37**



SHANE SDAO
LHP • 6-2 • 170 • Jr. • L/L
Montgomery, Texas
Lake Creek **38**



BLAYNE LYNE
RHP • 6-6 • 205 • Fr. • R/R
Corpus Christi, Texas
London **40**



JACKSON BRASSEUX
LHP • 6-1 • 190 • RFr. • L/L
Paris, Texas
Paris **41**




LUKE JACKSON
RHP • 6-2 • 190 • RSo. • R/R
Austin, Texas
Lake Travis **44**



NATHAN TOBIN
OF • 5-11 • 190 • Fr. • L/R
Haslet, Texas
VR Eaton **45**



BLAKE BINDERUP
INF/RHP • 6-6 • 230 • RSo. • R/R
College Station, Texas
College Station **46**



HAYDEN CRITES
C • 6-0 • 200 • Fr. • S/R
Paradise, Texas
Paradise **47**



MARCO JONES
INF/OF • 6-5 • 245 • Fr. • R/R
Dublin, Calif.
San Ramon Valley **48**



AUSTIN VARGAS
LHP • 6-8 • 235 • RFr. • L/L
Brookshire, Texas
Fulshear **49**




RYLAN HILL
LHP • 6-3 • 200 • Fr. • L/L
Bryan, Texas
Bryan **51**




PEYTON SMITH
RHP • 6-4 • 225 • Jr. • R/R
Springfield, Tenn.
East Robertson
Dallas Baptist **62**




KYRIN LEBLANC
RHP • 6-3 • 215 • Jr. • R/R
St. Martinville, La.
St. Martinville Senior
Cisco College **99**




MICHAEL EARLEY
Head Coach
1st Season **11**




JASON KELLY
Associate Head Coach
1st Season **43**



CALEB LONGLEY
Assistant Coach
1st Season **77**



WILL FOX
Assistant Coach
6th Season **0**



TROY CLAUNCH
Graduate Assistant
1st Season **66**

RADIO/TV ROSTER



2025 ROSTER BREAKDOWN

STARTERS RETURNING (POSITION): Gavin Grahovac, Kaeden Kent, Jace LaViolette, Hayden Schott, Caden Sorrell

STARTERS RETURNING (PITCHING): Ryan Prager, Justin Lamkin

OTHER RETURNING (POSITION): Blake Binderup

OTHERS RETURNING (PITCHING): Ty Baker, Jackson Brasseux, Luke Jackson, Isaac Morton, Weston Moss, Brad Rudis, Shane Sdao*, Peyton Smith, Josh Stewart, Austin Vargas, Troy Wansing and Kaiden Wilson

* Out for season

WHAT TEXAS A&M RETURNS FROM 2024

OFFENSIVE CATEGORY	TOTAL
BATTING AVERAGE	.305
SLUGGING PERCENTAGE	.564
HITS	347 of 697 (50%)
TOTAL BASES	658 of 1269 (52%)
AT BATS	1138 of 2339 (49%)
RUNS	288 of 575 (50%)
DOUBLES	45 of 132 (34%)
TRIPLES	11 of 16 (69%)
HOME RUNS	76 of 136 (56%)
RUNS BATTED IN	285 of 537 (53%)
WALKS	183 of 422 (43%)
STOLEN BASES	21 of 84 (25%)


PITCHING CATEGORY	TOTAL
EARNED RUN AVERAGE	4.19
INNINGS PITCHED	296.2
EARNED RUNS	138
WINS	24
SAVES	0
COMPLETE GAMES	1
STRIKEOUTS	360

2025 TEXAS A&M BASEBALL SCHEDULE

DATE	OPPONENT	LOCATION	TIME
2/14	Elon	Blue Bell Park	6 PM
2/15	Elon	Blue Bell Park	2 PM
2/16	Elon	Blue Bell Park	1 PM
2/18	McNeese	Blue Bell Park	6 PM
2/21	Cal Poly	Blue Bell Park	6 PM
2/22	Cal Poly	Blue Bell Park	2 PM
2/23	Cal Poly	Blue Bell Park	1 PM
2/25	Texas State	Blue Bell Park	6 PM
2/28	Arizona%	Houston, Texas	7 PM
3/1	Oklahoma State%	Houston, Texas	7 PM
3/2	Rice%	Houston, Texas	6 PM
3/4	UTSA	Blue Bell Park	6 PM
3/5	Texas Southern	Blue Bell Park	6 PM
3/7	New Mexico State	Blue Bell Park	6 PM
3/8	New Mexico State	Blue Bell Park	2 PM
3/9	New Mexico State	Blue Bell Park	1 PM
3/11	Prairie View A&M	Blue Bell Park	6 PM
3/14	Alabama*	Blue Bell Park	6 PM
3/15	Alabama*	Blue Bell Park	2 PM
3/16	Alabama*	Blue Bell Park	4 PM
3/18	A&M-Corpus Christi	Blue Bell Park	6 PM
3/21	at Vanderbilt*	Nashville, Tenn.	6 PM
3/22	at Vanderbilt*	Nashville, Tenn.	6 PM
3/23	at Vanderbilt*	Nashville, Tenn.	2 PM
3/25	Houston Christian	Blue Bell Park	6 PM
3/28	Kentucky*	Blue Bell Park	6 PM
3/29	Kentucky*	Blue Bell Park	2 PM
3/30	Kentucky*	Blue Bell Park	1 PM
4/1	Incarnate Word	Blue Bell Park	6 PM
4/4	at Tennessee*	Knoxville, Tenn.	6 PM
4/5	at Tennessee*	Knoxville, Tenn.	5 PM
4/6	at Tennessee*	Knoxville, Tenn.	2 PM
4/8	at Sam Houston	Huntsville, Texas	6 PM
4/11	South Carolina*	Blue Bell Park	7 PM
4/12	South Carolina*	Blue Bell Park	6 PM
4/13	South Carolina*	Blue Bell Park	2 PM
4/15	Tarleton	Blue Bell Park	6 PM
4/17	at Arkansas*	Fayetteville, Ark.	6:30 PM
4/18	at Arkansas*	Fayetteville, Ark.	6:30 PM
4/19	at Arkansas*	Fayetteville, Ark.	4 PM
4/22	Sam Houston	Blue Bell Park	6 PM
4/25	at Texas*	Austin, Texas	7 PM
4/26	at Texas*	Austin, Texas	3 PM
4/27	at Texas*	Austin, Texas	3 PM
4/29	Lamar	Blue Bell Park	6 PM
5/2	LSU*	Blue Bell Park	6 PM
5/3	LSU*	Blue Bell Park	2 PM
5/4	LSU*	Blue Bell Park	1 PM
5/6	at Houston	Houston, Texas	6:30 PM
5/9	Missouri*	Blue Bell Park	6 PM
5/10	Missouri*	Blue Bell Park	2 PM
5/11	Missouri*	Blue Bell Park	1 PM
5/15	at Georgia*	Athens, Ga.	5 PM
5/16	at Georgia*	Athens, Ga.	1 PM
5/17	at Georgia*	Athens, Ga.	1 PM

* - SEC game

% - Astros Foundation College Classic (Daikin Park)



KAEDEN KENT

INFIELDER - JR.
AUSTIN, TEXAS / LAKE TRAVIS
6-2 / 200 / L-R

ATHLETIC ACCOMPLISHMENTS

- 2024 College World Series All-Tournament Team

2024 (SOPHOMORE)

Made 51 appearances with 24 starts...Logged a .327 batting average, .414 on-base percentage and .491 slugging percentage in 110 at-bats... Compiled 10 extra-base hits, including four home runs...Drove in 28 runs and scored 23 times...Belted his first career grand slam against LSU (5/5) and blasted another against Oregon in the Bryan-College Station Super Regional (6/9), helping the Aggies punch their ticket to Omaha...Went 10-for-24 at the College World Series with a homer and seven RBI...In the postseason, Kent totaled two homers and 14 RBI.

2023 (FRESHMAN)

Played in 28 games, making 21 starts as a true freshman...Key piece to the first half of the season for the Aggies, filling in key spots in both the outfield and left side of the infield...Hit .265 with a home run, a triple, four doubles and 23 RBI...Twice turned in 2-for-3 games with four RBI, doing so against UIW and hitting his first career homer vs Prairie View...First career hit was a walk-off, three-run triple to cap a weekend sweep of Seattle U during the opening weekend of the year...Went 3-for-4 with three RBI in win over Houston Christian...Had a walk and a two-run single in middle game against No. 1 LSU.

LAKE TRAVIS HIGH SCHOOL

Earned district MVP, Austin area player of the year and All-Central Texas MVP under coach Mike Rodgers...Hit a .480 with 25 doubles and four triples in his senior year.


PERSONAL

Father, Jeff, played 19 years in Major League Baseball with the San Francisco Giants, Houston Astros, Los Angeles Dodgers, New York Mets and Toronto Blue Jays

2025 RETURNERS

CAREER STATISTICS

Year	avg	gp-gs	ab	r	h	2b	3b	hr	rbi	tb	slg%	bb	hbp	so	gdp	ob%	sf	sh	sb-att	po	a	e	fld%
2023	.265	28-21	83	9	22	4	1	1	23	31	.373	8	1	17	7	.330	2	0	3-4	17	28	4	.918
2024	.327	51-24	110	23	36	6	0	4	28	54	.491	16	1	20	3	.414	1	1	0-2	48	55	4	.963
TOTAL	.301	79-45	193	32	58	10	1	5	51	85	.440	24	2	37	10	.378	3	1	3-6	65	83	8	.949



GAVIN GRAHOVAC

**INFIELDER/OUTFIELDER - SO.
ORANGE, CALIF. / VILLA PARK
6-2 / 220 / R-R**



ATHLETIC ACCOMPLISHMENTS

- 2024 USA Baseball Collegiate National Team
- 2024 SEC Freshman of the Year
- 2024 ABCA/Rawlings Third Team All-American
- 2024 Baseball America First Team Freshman All-American
- 2024 D1Baseball First Team Freshman All-American
- 2024 NCBWA Second Team Freshman All-American
- 2024 Perfect Game First Team Freshman All-American
- 2024 ABCA/Rawlings All-Region First Team
- 2024 Freshman All-SEC Team
- SEC Freshman of the Week (4/15 & 4/22)
- D1Baseball Preseason SEC Freshman of the Year

2024 (FRESHMAN)

Started all 67 games he appeared in during his rookie campaign...Slashed .298/.390/.596 to go along with a Texas A&M single-season freshman record 23 homers and 66 RBI...Scored 83 times, which ranks third all-time in program history...Drew 36 walks and doubled 16 times...Belted the first ever leadoff home run in the first game of a College World Series Final...Marked the second leadoff homer in any CWS Final game...Totaled 23 multi-hit performances, 17 multi-RBI contests and two multi-homer games...Recorded the team's longest hit streak of 16 games during the season...Homered in three straight games from March 12-16...Recorded five leadoff home runs.

VILLA PARK HIGH SCHOOL

Ranked as the No. 55 overall prospect and No. 10 outfielder nationally by Perfect Game...Rated as the No. 12 overall player and No. 2 outfielder in California for the Class of 2023 by Perfect Game...Given a 10 grade by PG as a prospect...2022 Orange County Player of the Year...2022 LA Times Player of the Year...2022 and 2023 all-state first team selection...2022 and 2023 California State Player of the Year...2023 All-Orange County selection...2023 Crestview League MVP...All-CIFSS D1 selection...Two-time league MVP...Three-time all-CIF first team choice...Selected as a scholar athlete three times...Three-time team MVP...Holds the all-time hits record (134) at Villa Park High School...Lettered all four years there for Coach Burt Call...Hit .350 with five home runs, nine doubles and 36 total hits as a senior...2023 High School All-America first team choice by Collegiate Baseball Newspaper...As a junior, hit .376 with 24 RBI, 17 doubles, three triples, five home runs, 19 walks, a 1.146 OPS and five stolen bases...As a sophomore, hit .411 with 24 RBI, 10 doubles, two triples, six home runs, a 1.247 OPS and nine stolen bases...As a freshman, hit .343 with four RBI, four doubles, two home runs and a stolen base in a COVID-shortened season...Also lettered three seasons in football as a WR/DB, earning first team all-district as a defensive back as a junior and senior...Played summer ball for TB SoCal where he was the 2-time WWBA MVP and the MVP of the AZ Fall Classic also received invite to the 2023 MLB Draft Combine in Phoenix, Ariz.

TEAM USA

Played on the 2022 18U Team USA national team...Member of the 2017 USA Baseball 12U National Team that won a gold medal in the World Baseball Softball Confederation (WBSC) U-12 Baseball World Cup in Taiwan...With the 2022 team, he appeared in all nine games for the U.S., batting .185...Collected a hit and run scored against the Netherlands on September 9...Drove in two runs on one hit against Korea on September 10...Hit a home run and drove in three runs against South Africa on September 11...Notched an RBI against Canada on September 12...Scored a run against Brazil on September 13...Drove in a run and had a hit against Japan on September 17...Picked up a hit and RBI in the title game against Chinese Taipei on September 18.


PERSONAL

Father, Mike, played baseball at Chapman University before he was drafted in the fourth round of the 1989 MLB Draft by the San Francisco Giants and played five seasons of professional baseball...Sister, Peyton, played volleyball at Long Beach State and Arizona State...He is the cousin of former UCLA shortstop Garrett Mitchell, who was drafted No. 20 overall by the Milwaukee Brewers in the 2020 MLB Draft.

2025 RETURNERS

CAREER STATISTICS

Year	avg	gp-gs	ab	r	h	2b	3b	hr	rbi	tb	slg%	bb	hbp	so	gdp	ob%	sf	sh	sb-att	po	a	e	fld%
2024	.298	67-67	285	83	85	16	0	23	66	170	.596	36	7	95	3	.390	0	0	4-5	32	79	10	.917
TOTAL	.298	67-67	285	83	85	16	0	23	66	170	.596	36	7	95	3	.390	0	0	4-5	32	79	10	.917



HAYDEN SCHOTT

OUTFIELDER - GR.
NEWPORT BEACH, CALIF. / COLUMBIA
6-2 / 220 / L-R



ATHLETIC ACCOMPLISHMENTS

- 2023 All-Ivy League Second Team
- 2022 All-Ivy League First Team

2024 (GRADUATE)

Started all 68 games in his first season in Aggieland...Led the team in batting average (.335) and hits (88)... Launched eight home runs, drove in 63 RBI and scored 45 times...Logged a .498 slugging percentage and a .418 on-base percentage...Registered 25 multi-hit games and had multiple RBI in 17 contests...Recorded a 25 game on-base streak during the 2024 season...Went 4-for-4 with four RBI and a home run in Game 2 of the Bryan-College Station Super Regional against Oregon (6/9)...Finished the Super Regional 7-for-11 at the dish with seven RBI...Totaled nine hits and four RBI at the College World Series.

2023 (SENIOR AT COLUMBIA)

Appeared and started in all 45 games for the second-straight year ... Second Team All-Ivy League selection ... Tied for the team-lead with 11 home runs ... Ranked in the top 10 among Ivy League hitters in batting average, slugging percentage, on-base percentage, OPS, runs, hits, doubles, triples, home runs, and at-bats ... Batted .333 with 62 hits, 11 home runs, 16 doubles, and 31 RBI ... Homered in four-straight games ... Doubled three times on 3/26 vs. Brown, which tied a program record for most doubles in a game (no other Ivy League batter doubled three times in a game on the season) ... Posted a 1.000 fielding percentage in Ivy League play ... Named to the College Sports Communicators Academic All-District team.

2022 (JUNIOR AT COLUMBIA)

Appeared in all 50 games and started 49... Led Columbia in home runs (12), runs batted in (55), total bases (117), hits (63), at bats (197), and SLG% (.594)... Drove in a career-high six runs against Yale on 4/24 ... Tied Ivy League records in home runs (8) and total bases (67) and broke the record for at bats (88) ... Unanimous First Team All-Ivy selection.

CYPRESS COLLEGE

Played in 18 games during 2019 season ... Hit .317 with a homer 17 RBI, 18 runs and two stolen bases.



CULVER MILITARY ACADEMY

A 2018 graduate of Culver Military Academy in Indiana ... Indiana Class 3A All-State selection as senior ... All-State Academic Team as junior and senior ... Two-time team captain ... Led state with a .561 average, added seven homers and posted an OPS of 1.668 during senior campaign ... Hit .364 as a junior ... Also was a state semifinalist in tennis.

2025 RETURNERS

CAREER STATISTICS

Year	avg	gp-gs	ab	r	h	2b	3b	hr	rbi	tb	slg%	bb	hbp	so	gdp	ob%	sf	sh	sb-att	po	a	e	fld%
2024	.335	68-68	263	45	88	15	2	8	63	131	.498	34	6	59	0	.418	3	0	1-2	18	0	0	1.000
TOTAL	.335	68-68	263	45	88	15	2	8	63	131	.498	34	6	59	0	.418	3	0	1-2	18	0	0	1.000



CADEN SORRELL

OUTFIELDER - SO.
HIGHLAND VILLAGE, TEXAS / FLOWER
MOUND MARCUS
6-3 / 205 / L-L

ATHLETIC ACCOMPLISHMENTS

- 2024 Perfect Game Second Team Freshman All-American
- 2024 NCAA Bryan-College Station Regional All-Tournament Team
- 2024 Freshman All-SEC Team

2024 (FRESHMAN)

Made 62 appearances with 48 starts...Became an everyday starter in left during the series finale against Mississippi State (3/23)...Batted .275, registered 11 homers and drove in 43 runs...Scored 44 times and stole nine bases...Recorded 11 multi-hit games and eight multi-RBI performances...Ended the season on a 15-game on-base streak.

FLOWER MOUND MARCUS HIGH SCHOOL

Ranked as the No. 100 overall prospect and No. 19 outfielder for the 2023 class by Perfect Game ... Rated as the No. 9 prospect in Texas and No. 3 outfielder by PG ... Ranked as the No. 59 overall prospect by Prep Baseball Report ... Ranked as the No. 79 draft prospect for the 2023 draft following his senior year at MHS ... Lettered two seasons for Coach Jeff Sherman ... 2023 District 6-6A Offensive Player of the Year ... Two-time first team all-district choice ... Hit .363 with seven home runs, 29 RBI and 29 walks as a senior for a Flower Mound Marcus team that went 24-9-1 and made the playoffs for the sixth straight season ... Hit .393 with 5 homers and 30 stolen bases as a junior ... Led MHS to the state playoffs in both 2022 and 2023, including four rounds deep as a junior also received invite to the 2023 MLB Draft Combine in Phoenix, Ariz.


PERSONAL

Father, Greg, was a 37th-round pick by the Red Sox in the 1990 MLB Draft out of high school, but opted to play college ball at University of the Pacific and eventually at Mary-Hardin Baylor...Grandfathers, Billy Sorrell and Tom Griffin, each played in the major leagues...Sorrell played in 85 career MLB games over three seasons, playing for the Philadelphia Phillies (1965), San Francisco Giants (1967) and Kansas City Royals (1970)...Most notably he was credited with being the 10,000th player in MLB history...Griffin was the fourth overall selection in the 1966 January Regular Baseball Draft by the Houston Astros and went on to play in all or part of 14 seasons in the big leagues for the Astros, San Diego Padres, California Angels, San Francisco Giants and Pittsburgh Pirates...Has one sister, Haley, who played soccer at Georgia.

2025 RETURNERS


CAREER STATISTICS

Year	avg	gp-gs	ab	r	h	2b	3b	hr	rbi	tb	slg%	bb	hbp	so	gdp	ob%	sf	sh	sb-att	po	a	e	fld%
2024	.275	62-48	182	44	50	8	5	11	43	101	.555	24	5	56	3	.369	3	0	9-10	91	4	0	1.000
TOTAL	.275	62-48	182	44	50	8	5	11	43	101	.555	24	5	56	3	.369	3	0	9-10	91	4	0	1.000



ISAAC MORTON

PITCHER - SO.
BLAINE, MINN. / SPRING LAKE PARK
6-3 / 190 / R-R



2024 (FRESHMAN)

Appeared in 10 games with four starts...Recorded a 2.87 ERA and 22 strikeouts over 15.2 innings pitched...Struck out a career-high seven batters across 2.1 innings in a midweek victory against Texas Southern (3/6).


SPRING LAKE PARK HIGH SCHOOL

Drafted in the 19th round of the 2023 MLB Draft by the Milwaukee Brewers...Prep Baseball Report ranked No. 259...Ranked as the No. 3 overall prospect and No. 2 right-handed pitcher in the state of Minnesota by Perfect Game...Rated as the No. 500 overall prospect and No. 186 right-handed pitcher in the country by Perfect Game...Lettered final three years of high school for Coach Cody Miller...Threw 50.0 innings over three-year prep career and was held to only 8.0 innings as a senior due to injury...Served as a team captain and earned an all-conference selection...As a sophomore in 2021, threw 31.1 IP, allowing 33 hits, 37 runs (20 ER), striking out 49 with 30 walks...As a junior in 2022 threw 20.2 innings, allowing only 13 hits and a .169 opponent batting average, punching out 37 with a 4.72 ERA...As a senior in 2023 struck out 15 with only four walks in 8.0 innings, including 10 strikeouts looking...Also lettered two years in football as a running back and free safety... Two-year member of National Honors Society at SLPHS.

2025 RETURNERS

CAREER STATISTICS

Year	era	w-l	app	gs	cg	sho	sv	ip	h	r	er	bb	so	2b	3b	hr	bf	bavg	wp	hbp	bk	sfa	sha
2024	2.87	1-0	10	4	0	0/1	0	15.2	6	10	5	17	22	1	0	0	82	.113	4	9	0	1	2
TOTAL	2.87	1-0	10	4	0	0/1	0	15.2	6	10	5	17	22	1	0	0	82	.113	4	9	0	1	2



JACE LAVIOLETTE

**OUTFIELDER - JR.
KATY, TEXAS / TOMPKINS HS
6-6 / 230 / R-R**



ATHLETIC ACCOMPLISHMENTS

- 2024 USA Baseball College National Team Training Camp Invitee
- 2024 Baseball America First Team All-American
- 2024 D1Baseball First Team All-American
- NCBWA First Team All-American
- 2024 ABCA/Rawlings Second Team All-American
- 2024 ABCA/Rawlings All-Region First Team
- 2024 First Team All-SEC
- 2024 SEC All-Defensive Team
- 2024 Golden Spikes Award Midseason Watch List
- 2024 Golden Spikes Award Preseason Watch List
- 2024 Preseason All-SEC First Team
- 2024 Bobby Bragan National Collegiate Slugger Award Watch List
- 2024 NCBWA Preseason NCBWA Third Team All-American
- 2024 Baseball America Preseason Second Team All-American
- 2024 D1Baseball Preseason First Team All-American
- 2024 Perfect Game Preseason Second Team All-American
- 2023 Collegiate National Team (USA Baseball)
- 2023 SEC All-Freshman Team
- 2023 D1Baseball Freshman All-America First Team
- 2023 Baseball America Freshman All-America Second Team
- 2023 Collegiate Baseball Freshman All-America
- 2023 Perfect Game Freshman All-America First Team
- 2023 NCBWA Freshman All-America Second Team
- 2023 ABCA/Rawlings All-Central Region Second Team
- SEC Freshman of the Week (4/10/2023)
- SEC Player of the Week (5/22/2023)

2024 (SOPHOMORE)

Started all 68 games in the outfield for the Aggies...Slashed .305/.449/.726 to go along with 29 homers, the second most in program history, and 78 RBI...Drew a program record 64 walks and scored 87 times, which ranks as the second most in program history...Recorded 16 doubles and tripled three times...Swiped seven bases in nine attempts...Totaled 23 multi-hit, 20 multi-RBI and a team-best six multi-homer performances...Drove in a career-high tying six RBI in a win over Vanderbilt (4/12)... Totaled two or more walks in 17 games...Became first player in program history to record back-to-back seasons with 20 or more homers.

2023 (FRESHMAN)

One of the most impactful freshmen in the country in 2023...Started 64 games in the Aggie outfield...Hit .287 with 21 home runs and 63 RBI...Registered 10 doubles and a pair of triples...Set Texas A&M single-season freshman home run record, breaking the previous record which had stood since 1987...Slugged .835 in SEC play, leading the league...Finished fourth in SEC play with 36 RBI and second with 14 homers...Had four games with multiple home runs, starting with a pair of homers and three RBI in a win over Seattle U...Biggest output came in middle game at Mississippi State when homered three times and drove in six runs, including hitting a go-ahead home run with two outs in the top of the ninth inning...Helped Aggies salvage the series finale vs Portland with a walk-off, two-run double to take down the Pilots...Homered twice, scored three times and drove in five runs in Game 2 of the series at Auburn...Walked twice and hit a rain-soaked solo homer in an opening-round win over Tennessee in the SEC Tournament...Homered in each of the final two games of the Stanford Regional vs the Cardinal.


TOMPKINS HIGH SCHOOL

Was decorated with awards during his time under coach Kyle Humphres, including TSWA first team outfielder, THSB All-Texas first team, THSB hitter of the year, All East Texas MVP, and ABCA All-American first team outfielder...Batted a .591 with 53 RBI, 11 home runs, 12 triples, nine doubles, 55 runs and 13 stolen bases in his senior season.

2025 RETURNERS

CAREER STATISTICS

Year	avg	gp-gs	ab	r	h	2b	3b	hr	rbi	tb	slg%	bb	hbp	so	gdp	ob%	sf	sh	sb-att	po	a	e	fld%
2023	.287	64-64	223	50	64	10	2	21	63	141	.632	48	4	75	2	.414	5	0	18-22	97	2	1	.990
2024	.305	68-68	259	87	79	16	3	29	78	188	.726	64	7	81	3	.449	4	0	7-9	158	1	0	1.000
TOTAL	.297	132-132	482	137	143	26	5	50	141	329	.683	112	11	156	5	.433	9	0	25-31	255	3	1	.996



RYAN PRAGER

PITCHER - RJR.
DALLAS, TEXAS / HILLCREST
6-3 / 200 / L-L

ATHLETIC ACCOMPLISHMENTS

- Selected by the Los Angeles Angels with the 81st pick in the third round of the 2024 MLB Draft
- 2024 ABCA/Rawlings All-Region Second Team
- 2024 All-SEC Second Team
- 2024 DiBaseball Second Team All-American
- 2024 NCBWA Second Team All-American
- 2024 Baseball America Third Team All-American
- 2024 ABCA/Rawlings All-Region Second Team
- 2024 NCBWA Dick Howser Trophy Semifinalist
- 2024 Golden Spikes Award Midseason Watch List
- SEC Pitcher of the Week (5/20)
- Perfect Game National Pitcher of the Week (3/12)

2024 (REDSHIRT SOPHOMORE)

Made a team-high 19 starts, which ranked second nationally, and logged a 9-1 record...Compiled a 2.95 ERA and 1.05 WHIP...Totaled a team-high 124 strikeouts, which ranks ninth all-time in program history, to only 20 walks in 97.2 innings pitched...Became the first Aggie to surpass 100 strikeouts in a single season since Dustin Saenz in 2021...Held opponents to a .226 batting average...Registered a 6.20 strikeout-to-walk ratio, which ranked second nationally.

2023 (SOPHOMORE)

Spent the season recovering from injury...Took a redshirt.

2022 (FRESHMAN)

Appeared in 10 games with nine starts...Struck out 37 batters in 37.2 innings of work to go along with a 5.02 ERA...Had a career-high seven strikeouts in 4.0 innings pitched against Wichita State (3/6)...Earned first career win where the Aggies run-ruled Dallas Baptist University (4/19) tallying four strikeouts in 3.2 innings pitched...Tallied three strikeouts in 2.1 IP in regional win against TCU (6/5) to advance to the super regional.

HILLCREST HIGH SCHOOL

Two-time letter winner for Coach Ashley Moore at Hillcrest High School in Dallas...As a senior, he helped his team reach the second round of playoffs as a senior in 2021...Posted a 9-2 record with a 0.44 ERA, 136 strikeouts and just six walks in 63.0 innings in 2021...Set school's single-season strikeout record as a senior...Selected as the District 11-5A Most Valuable Player and Texas High School Baseball Coaches Association All-Star in 2021...Tossed four shutouts and two no-hitters, including one perfect game over an eight-game span as a senior...Registered 21 strikeouts with no walks in the 2021 postseason...Led team to the second round of playoffs as a junior...Notched a 2-1 record with a 0.77 ERA and 35 strikeouts in 18 innings in the truncated 2020 campaign...Played summer ball for the Dallas Mustangs under Coach Jack Sharp...Selected to the National Honor Society and graduated as Valedictorian at Hillcrest.


PERSONAL

Father, Howard, played baseball at the UT Arlington and played in the minor leagues, including three seasons at the Triple-A level with the Louisville Redbirds.

2025 RETURNERS

CAREER STATISTICS

Year	era	w-l	app	gs	cg	sho	sv	ip	h	r	er	bb	so	2b	3b	hr	bf	bavg	wp	hbp	bk	sfa	sha
2022	4.92	1-3	16	15	0	0/0	0	56.2	56	37	31	24	49	9	1	6	255	.259	6	7	0	3	5
2024	2.95	9-1	19	19	1	1/4	0	97.2	83	36	32	20	124	12	0	12	398	.226	1	5	0	2	4
TOTAL	3.67	10-4	35	34	1	1/4	0	154.1	139	73	63	44	173	21	1	18	653	.238	7	12	0	5	9



TROY WANSING

PITCHER - RJR.
KANSAS CITY, MO. / PURDUE
6-4 / 225 / L-L



ATHLETIC ACCOMPLISHMENTS

- 2023 SEC Tournament All-Tournament Team
- 2022 Big Ten All Freshman Team
- 2022 Big Ten Freshman of the Week (3/21)

2024 (JUNIOR)

Made one appearance...Recorded 0.2 innings and did not allow a walk.

2023 (SOPHOMORE)

Was one of Aggies' primary arms in his first year with the club...Posted a 3-4 record with two saves and a 5.50 ERA in 52.1 IP, punching out 72 hitters in that span...Held opposing hitters to a .262 average...Key piece to A&M's run to the title game of the SEC Tournament, landing on the All-Tournament team...Set the tone for the week with a dazzling performance on the event's opening day vs Tennessee (5/23), allowing just one hit in 8.0 shutout innings with seven strikeouts ... It marked the first one-hitter for the Aggies since 2019...Punched out two hitters to earn the save later in the tournament vs Arkansas (5/27), securing a victory that sent the Aggies to the title game...Also secured a save in his first appearance of the Stanford Regional to put the Aggies in the driver's seat against the Cardinal (6/3)...Made first relief appearance of the year in regular-season finale at Mississippi State (5/20), retiring all four hitters he faced and striking out two...Earned first win as an Aggie with 5.0 shutout innings vs Rice (3/4) with seven strikeouts on the second day of the Shriners Hospitals for Children's College Classic at Minute Maid Park...Followed that up by allowing just one run over 6.0 innings with a season-best 10 punchouts in a win over Northern Kentucky (3/11).

2022 (FRESHMAN AT PURDUE)

Selected to Big Ten All-Freshman Team...Pitched in 15 games as a rookie, including 12 starts...Posted a 4-4 record with a 5.44 ERA and 61 strikeouts in 51.1 innings...Logged 10.69 strikeouts per nine innings...Helped Purdue set team records for strikeouts and strikeouts per nine innings as he came up just two Ks shy of the Boilermakers' freshman record...Started the season with a 2-0 record, 31 strikeouts and a 1.19 ERA over 22.2 innings in his first six appearances...Logged a win in his first career appearance, holding South Dakota State (2/19) to two hits while striking out five over 3.0 innings...Earned a victory against Dayton (3/15), yielding one run on two hits and two walks while striking out three in 5.0 innings...Picked up Big Ten Freshman of the Week honors (3/21) after allowing just one earned run over 9.1 innings in games against Dayton and Illinois State...Nailed down relief win against Valparaiso (4/26) with 1.2 scoreless innings...Posted a win against Northwestern (5/15), pitching 5.2 blank frames with three hits and four walks while striking out four.


STALEY HIGH SCHOOL

Three-year letter winner for coach Dave Wilson at Staley High School on the north side of Kansas City...Two-way standout who earned Missouri High School Baseball Coaches Association Class 6 All-State First Team pitcher recognition as well as all-district and all-conference...Posted a 5-0 record with an 0.84 ERA and 71 strikeouts in 41.0 innings on the mound while batting .410 with 50 RBI as he played every game as a senior...Ranked among Missouri's top five players in his class by Prep Baseball Report...Pitched for the varsity as a sophomore, helping the team place fourth at state...Helped Staley win conference titles in 2019 and 2021...Also played varsity basketball as a freshman...Played summer ball for the Royal Scout Team as an underclassman and the Arkansas Sticks as an upperclassman...Selected for the Rawlings National Team at the 2020 WWBA World Championships...Helped the Arkansas Sticks win the MLK South Tournament in January 2021... Played at the PBR Futures Games, where he first connect with the Purdue coaching staff...Three-year MHSBCA Academic All-State honoree...Graduated having loved over 170 service hours in the community.

2025 RETURNERS

CAREER STATISTICS

Year	era	w-l	app	gs	cg	sho	sv	ip	h	r	er	bb	so	2b	3b	hr	bf	bavg	wp	hbp	bk	sfa	sha
2023	5.50	3-4	18	14	0	0/1	2	52.1	53	33	32	33	72	9	0	5	246	.262	4	6	0	0	5
2024	13.50	0-0	1	0	0	0/0	0	0.2	1	1	1	0	0	0	0	0	4	.500	0	1	0	0	1
TOTAL	5.60	3-4	19	14	0	0/1	2	53.0	54	34	33	33	72	9	0	5	250	.265	4	7	0	0	6



WESTON MOSS

PITCHER - SO.
SPRING, TEXAS / MONTGOMERY
LAKE CREEK
6-4 / 190 / R-R



2024 (FRESHMAN)

Appeared in 20 games with two starts...Compiled a 3-0 record to go along with a 4.56 ERA and 26 punchouts across 23.2 innings of work... Pitched a scoreless final two frames to notch the win in a 12-inning bout against Auburn (3/30)...Made his first career start against Air Force (4/16).


MONTGOMERY LAKE CREEK HIGH SCHOOL

Ranked as the No. 182 overall prospect and No. 55 right-handed pitcher nationally by Perfect Game...Rated by PG as the No. 17 overall prospect in Texas and No. 6 right-handed pitcher...Prep Baseball Report rank No. 116...Received an invite to the 2023 MLB Draft Combine in Phoenix, Ariz...Began prep career with two years at Conroe Oak Ridge High School where he played for Coach JJ Pierce before finishing out at Montgomery Lake Creek High School playing for Coach Jeremy Schramm...First team all-district choice twice at each school...As a senior, threw 62.0 innings with 78 strikeouts and a 1.20 ERA to go with a 7-2 record en route to leading LCHS regional finals of the state playoffs...Played summer ball for Premier Baseball.

2025 RETURNERS

CAREER STATISTICS

Year	era	w-l	app	gs	cg	sho	sv	ip	h	r	er	bb	so	2b	3b	hr	bf	bavg	wp	hbp	bk	sfa	sha
2024	4.56	3-0	20	2	0	0/1	0	23.2	22	13	12	10	26	5	0	4	109	.239	3	6	0	0	1
TOTAL	4.56	3-0	20	2	0	0/1	0	23.2	22	13	12	10	26	5	0	4	109	.239	3	6	0	0	1



KAIDEN WILSON

PITCHER - SO.
RAYMORE, MO. / RAYMORE-PECULIAR
6-2 / 200 / L-L



2024 (FRESHMAN)

Logged 10 appearances in relief during his freshman campaign...Recorded 11 innings and totaled 15 strikeouts...Registered two scoreless innings in a midweek win against Tarleton on April 30...Allowed one unearned run in two innings in a Super Regional win over Oregon on June 9.

RAYMORE-PECULIAR HIGH SCHOOL

Ranked as the No. 314 overall prospect and No. 43 left-handed pitcher nationally by Perfect Game...Rated as the No. 4 prospect and No. 3 left-handed pitcher in Missouri by PG...Prep Baseball Report rank No. 360...Played for Coach Johnathan Lersch at Raymore-Peculiar HS...Played summer ball for Building Champions...Earned second team all-conference honors as a junior and first team as a senior...Threw a no-hitter during sophomore season and led prep squad to back-to-back district titles.


PERSONAL

Brother, Kyle, has spent six years in the New York Mets Organization...Father, Chaun, played collegiately at Southern Illinois and professionally in the Baltimore Orioles organization.

2025 RETURNERS

CAREER STATISTICS

Year	era	w-l	app	gs	cg	sho	sv	ip	h	r	er	bb	so	2b	3b	hr	bf	bavg	wp	hbp	bk	sfa	sha
2024	9.82	0-2	10	0	0	0/0	0	11.0	17	13	12	7	15	2	0	4	58	.362	0	4	0	0	0
TOTAL	9.82	0-2	10	0	0	0/0	0	11.0	17	13	12	7	15	2	0	4	58	.362	0	4	0	0	0



BRAD RUDIS

PITCHER - SR.
MADISONVILLE, TEXAS / MADISONVILLE
6-0 / 195 / R-R



2024 (JUNIOR)

Changed his arm slot prior to the season and made two starts in 24 appearances, finishing the season with a 6-0 record...Registered an ERA of 2.55 and punched out 35 hitters across 35.1 innings pitched...Matched a career-high five strikeouts in 1.2 innings pitched against Auburn (3/29).

2023 (SOPHOMORE)

Often-used reliever for the Aggies out of the bullpen...Posted 5-0 record, finishing second on the staff in wins...Also had a 4.32 ERA with 23 strikeouts and 14 walks in 25.0 innings...Earned first win of the year on the season's second day with a scoreless inning against Seattle U (2/18)...Picked up another win against UIW (3/7) before striking out a season-high four batters in 2.1 innings to get the win at Houston (3/14)...Tied season high four strikeouts in outing at Auburn (4/7), allowing two hits and picking up the win over the Tigers...Registered final victory of the year at Mississippi State (5/20) with an inning of work in Starkville.

2022 (FRESHMAN)

Appeared in 16 games with one start...Posted a 3-0 record, two saves, 23 strikeouts and a 3.04 ERA in 26.2 innings pitched...Had first career start in the rubber match game of the Arkansas series (4/24) earning third win with two strikeouts in 5.0 innings pitched...Tallied career-high five strikeouts at Georgia (4/16) earning second career win in 4.0 innings pitched...Marked first career win against Auburn (3/26) with a strikeout in 2.0 innings pitched...Earned first career save versus Houston Baptist (3/1) with four strikeouts in 2.0 innings of work.

MADISONVILLE HIGH SCHOOL

Four-time letter winner for Coach Adam Borgfeld...In his senior season, selected District 18-4A Defensive MVP as a senior in 2021...Batted .385 with 20 walks, 11 doubles, one triple, two home runs, 24 RBI and eight stolen bases as a senior...Slugged .638 and posted a .520 on-base percentage in 2021...Named Texas High School Baseball Coaches Association Class 4A All-State Third Team as a senior...Also posted a 5-3 record with a 0.99 ERA and 57 strikeouts in 35.1 innings...Named District 18-4A Co-Pitcher of the Year as a sophomore in 2019...Logged a 6-3 record with a 2.84 ERA and 66 strikeouts in 56.2 innings...Named District 18-4A First Team as a third baseman in 2018...Also posted a 1-0 record with a 1.99 ERA, 0.89 WHIP and 22 strikeouts in 18.00 innings...Selected as a Perfect Game Preseason Underclass All-America Second Team in 2020... Involved in the National Honor Society, Beta Club and 4H.


PERSONAL

Brother, Matt, who played baseball at TCU and Sam Houston State...Father, Mark, also played collegiate baseball at TCU.

2025 RETURNERS

CAREER STATISTICS

Year	era	w-l	app	gs	cg	sho	sv	ip	h	r	er	bb	so	2b	3b	hr	bf	bavg	wp	hbp	bk	sfa	sha
2022	5.17	3-0	24	2	0	0/0	3	38.1	41	24	22	12	34	8	0	6	167	.270	2	1	0	1	1
2023	4.32	5-0	17	0	0	0/0	0	25.0	37	15	12	14	23	4	1	2	124	.349	5	3	0	1	0
2024	2.55	6-0	24	2	0	0/3	0	35.1	35	10	10	12	35	4	0	6	150	.261	3	3	0	1	0
TOTAL	4.01	14-0	65	4	0	0/3	3	98.2	113	49	44	38	92	16	1	14	441	.288	10	7	0	3	1



JUSTIN LAMKIN
PITCHER - JR.
CORPUS CHRISTI, TEXAS /
CALALLEN
6-4 / 210 / R-L



ATHLETIC ACCOMPLISHMENTS

- SEC Pitcher of the Week (3/25)
- 2023 SEC Tournament All-Tournament Team

2024 (SOPHOMORE)

Appeared in 19 games, including 16 starts on the mound...Compiled a 3-3 record to go along with a 5.21 ERA...Posted 88 strikeouts to 22 walks in 65.2 innings of work...Struck out 17 batters and allowed just three runs in 10.2 innings at the College World Series...Tossed a career-best 7.1 innings of one-run baseball and logged a career-high 12 punchouts in a win over Mississippi State (3/23).

2023 (FRESHMAN)

Was one of primary arms for the Aggies in his rookie campaign, being used both as a starter and out of the bullpen...Made 19 total appearances, including 10 starts and finished the season 3-3 with one save...Held hitters to a .215 average for the year and struck out 74 hitters while walking just 32 in 59.1 innings...Brilliant in his first start at the SEC Tournament, going 7.0 shutout innings while allowing only one hit with nine strikeouts in an elimination-game win over South Carolina (5/25)...Forced his way into weekend rotation after performance in series finale vs No. 1 LSU (3/19), striking out five and allowing just one run on four hits in 4.1 relief innings...Earned first career save when he struck out two of the three hitters he faced in the to cap a 16-inning marathon win over No. 24 Texas Tech (3/5) to conclude the Shriner's Hospitals for Children College Classic at Minute Maid Park...Was rewarded for early-season success by receiving his first start at Rice (3/8) where he earned his first career win with seven strikeouts and only three hits allowed in 5.0 shutout innings over the Owls at Reckling Park...Started each of Aggies' final two midweek games of the year, going 1-0 with only 3 runs allowed in 10.1 combined innings in wins over Tarleton (5/2) and UTRGV (5/9), striking out a combined 16 hitters with only two walks in those games.


CORPUS CHRISTI CALALLEN HIGH SCHOOL

Ranked as No. 5 left-handed pitcher in Texas and No. 34 prospect overall in the state by Perfect Game...Recorded all 21 outs by strikeout in no-hitter over Kerrville Tivy on March 11, 2022...Selected to all-state third team in Class 4A in 2022 by the Texas Sportswriters Association (TSWA)...As a junior, was 11-0 with an 0.76 ERA and 167 strikeouts in 83.2 innings...Threw two no-hitters during the year...Was third among all 4A pitchers in Texas in strikeouts and tied for third in wins...Was named the 31-4A MVP...Selected to the TSWA 4A All-State first team...As a sophomore in the 2020 shortened season, was 3-0 with an 0.37 ERA and 29 Ks in 18.2 innings...Ranked eighth among all 4A pitchers in Texas in ERA...As a freshman, was 8-1 with a 1.92 ERA and 53 Ks in 54.2 innings...Named the 29-5A Newcomer of the Year...2021 Area Code Baseball Team...2021 Five Tool Baseball No. 2 Player Ranking...2021 Prep Baseball Report #20 Player Ranking...2021 Flat Bill Baseball/THSB 4A Top Players To Watch...2020 5A Diamond Pro/THSB Pitcher of the Week (Mar 4).

2025 RETURNERS

CAREER STATISTICS

Year	era	w-l	app	gs	cg	sho	sv	ip	h	r	er	bb	so	2b	3b	hr	bf	bavg	wp	hbp	bk	sfa	sha
2023	5.92	3-3	19	10	0	0/2	1	59.1	48	41	39	32	74	9	1	7	266	.215	1	7	1	2	2
2024	5.21	3-3	19	16	0	0/2	0	65.2	64	38	38	22	88	8	1	11	289	.253	3	11	1	2	1
TOTAL	5.54	6-6	38	26	0	0/4	1	125.0	112	79	77	54	162	17	2	18	555	.235	4	18	2	4	3



JOSH STEWART

PITCHER - SR.
GEORGETOWN, TEXAS / TEXAS
6-2 / 195 / R-R



2024 (JUNIOR)

Made 25 appearances in relief...Recorded 39 strikeouts to nine walks over 31.2 innings pitched...Logged 9.0 innings in five appearances for the Aggies in the College World Series, totaling 12 punchouts and a 3.00 ERA in that span.

2023 (SOPHOMORE)

Made 11 appearances and one start, recording a 6.75 ERA with 22 strikeouts and 10 walks in 16.0 innings of work...Tallied career-high six strikeouts at Arkansas (4/28)...Registered three strikeouts scattering two hits against Texas State (4/4).

2022 (FRESHMAN AT TEXAS)

Made 10 appearances, including one start as a true freshman for the Longhorns...Threw 11.2 total innings with a 4.68 ERA...Also had 13 strikeouts and eight walks...Threw 2.1 scoreless innings of relief with three strikeouts against Air Force (4/20)...Had three strikeouts in 2.2 innings against Oklahoma State (5/28) in the Big 12 Tournament.

ST. DOMINIC SAVIO CATHOLIC HIGH SCHOOL

Four-year starter for head coach Bryan Edwards at St. Dominic Salvio Catholic High School...Pitched and played third base, shortstop and first base...All-District selection in 2018 and 2019...2020 Perfect Game Preseason All-American.


PERSONAL

Cousin, Kohl Stewart, was the fourth overall pick in the 2013 MLB Draft and is a current member of the Baltimore Orioles organization ... Uncle, Chris McBee, played baseball at Texas Lutheran.

2025 RETURNERS

CAREER STATISTICS

Year	era	w-l	app	gs	cg	sho	sv	ip	h	r	er	bb	so	2b	3b	hr	bf	bavg	wp	hbp	bk	sfa	sha
2023	6.75	0-0	11	1	0	0/0	0	16.0	20	13	12	10	22	6	0	3	77	.313	4	2	0	0	1
2024	4.26	2-2	25	0	0	0/3	0	31.2	31	15	15	9	39	3	0	7	134	.258	3	1	0	4	0
TOTAL	5.10	2-2	36	1	0	0/3	0	47.2	51	28	27	19	61	9	0	10	211	.277	7	3	0	4	1



TY BAKER

**PITCHER - RFR.
HOUSTON, TEXAS / SECOND
BAPTIST ACADEMY
6-4 / 230 / R-R**



2024 (FRESHMAN)

Redshirt season.

SECOND BAPTIST ACADEMY


Helped lead Second Baptist Academy to the state title in 2022...Garnered first team all-state honors...Earned MVP honors in the 2022 quarterfinals...Played for Texas 12 during the summer...Guided the summer squad to a first-place finish at the USA Championship.

PERSONAL

Mother, Haley, graduated from Texas A&M along with his aunt and uncle.

2025 RETURNERS

CAREER STATISTICS



SHANE SDAO

PITCHER - JR.
MONTGOMERY, TEXAS / LAKE CREEK
6-2 / 170 / L-L

ATHLETIC ACCOMPLISHMENTS

- 2024 USA Baseball Collegiate National Team Training Camp Invitee

2024 (SOPHOMORE)

Logged 20 appearances and five starts...Compiled a 5-1 record to go along with a 2.96 ERA, 1.05 WHIP and two saves...Posted 55 strikeouts to nine walks in 48.2 innings of work...Picked up second career save after 3.2 scoreless innings against Alabama (4/19)... Topped a career-high in innings pitched against Ole Miss with 7.0 shutout frames, allowing just three hits and punching out six (5/12).

2023 (FRESHMAN)

Appeared in 22 games on the mound with two starts, compiling a 4.78 ERA and a 4-1 record...Struck out 46 in 43.1 innings of work...Recorded 4.0 innings of relief against Cal State Fullerton (6/2) with four strikeouts at the Stanford Regional...Tallied a career-high five strikeouts against Northern Kentucky (3/12)...Made his first appearance against Seattle (2/19) and recorded two strikeouts in 2.0 innings.


LAKE CREEK HIGH SCHOOL

Two-year letter winner under coach Jeremy Schramm...Received first team all-district pitcher both junior and senior year...Earned 5A-6A THSBCA All-Star game MVP, Conroe sports pitcher of the year, second team all-greater Houston pitcher and 5A All-State honorable mention pitcher in his senior season.

2025 RETURNERS

CAREER STATISTICS

Year	era	w-l	app	gs	cg	sho	sv	ip	h	r	er	bb	so	2b	3b	hr	bf	bavg	wp	hbp	bk	sfa	sha
2023	4.78	4-1	22	2	0	0/0	0	43.1	54	27	23	15	46	10	1	2	198	.305	4	3	0	2	1
2024	2.96	5-1	20	5	0	0/2	2	48.2	42	17	16	9	55	10	0	7	194	.235	4	1	0	3	2
TOTAL	3.82	9-2	42	7	0	0/2	2	92.0	96	44	39	24	101	20	1	9	392	.270	8	4	0	5	3



JACKSON BRASSEUX

PITCHER - RFR.
PARIS, TEXAS / NORTH LAMAR
6-1 / 190 / L-L



2024 (FRESHMAN)

Took a redshirt season due to injury.


PARIS NORTH LAMAR HIGH SCHOOL

Ranked by Perfect Game as No. 158 overall prospect in class and No. 24 left-handed pitcher...Rated as the No. 15 overall prospect in state of Texas and No. 3 left-handed pitcher by PG...Prep Baseball Report Rank of No. 111...Three-year letter winner for Coach Bric Steed...Garnered Red River Valley MVP honors...Class 4A all-state selection...Red River Valley Offensive Player of the Year...Hit .380 with 14 doubles as a sophomore...Batted .422 with 17 doubles, one home run and three steals as a junior...Also threw 48.2 innings, striking out 87 and walking only 19...Capped prep career by hitting .437 with three home runs as a senior...Missed most of senior year due to injury...Led high school squad to playoffs all three years on varsity...Played summer ball for Texas Twelve...Participated in 2022 Area Code Games and Perfect Game National Showcase...Won a USA Championship gold medal...Also lettered two years on basketball team at NLHS, earning the team's defensive MVP honor...Also was president of FCA chapter and was an academic all-state choice.

PERSONAL

Father, Eric, played tennis at Texas State...Mother, Erica, was a cheerleader at Texas State.

CAREER STATISTICS



LUKE JACKSON

PITCHER - RSO.
AUSTIN, TEXAS / LAKE TRAVIS
6-2 / 190 / R-R



2024 (REDSHIRT FRESHMAN)

Made eight appearances and started two games...Worked 8.1 innings, tallying four strikeouts...Threw a season-high 2.2 scoreless innings against Houston Christian (3/26).

2023 (FRESHMAN)

Did not see any action...Took a redshirt.

CAREER STATISTICS

Year	era	w-l	app	gs	cg	sho	sv	ip	h	r	er	bb	so	2b	3b	hr	bf	bavg	wp	hbp	bk	sfa	sha
2024	5.40	0-0	8	2	0	0/1	0	8.1	8	5	5	6	4	0	0	2	40	.258	1	2	0	1	0
TOTAL	5.40	0-0	8	2	0	0/1	0	8.1	8	5	5	6	4	0	0	2	40	.258	1	2	0	1	0



BLAKE BINDERUP

**INFIELDER - RSO.
COLLEGE STATION, TEXAS /
COLLEGE STATION
6-6 / 230 / R-R**

2024 (REDSHIRT FRESHMAN)

Totaled 19 appearances with 10 starts...Slashed .231/.367/.359 in 39 plate appearances...Launched a home run in his first collegiate game on Opening Day against McNeese (2/16)...Finished the game 3-for-6 with three RBI...Ended the season with six runs scored, seven RBI and nine walks.

2023 SEASON (FRESHMAN)

Did not see any action...Took a redshirt.


COLLEGE STATION HIGH SCHOOL

Earned district MVP, a spot on the Texas High School Baseball Coaches Association All-Star team and second team all-state outfielder honors under coach Chris Litton...Batted a .402 compiling 10 home runs and eight doubles in his senior season.

2025 RETURNERS

CAREER STATISTICS

Year	avg	gp-gs	ab	r	h	2b	3b	hr	rbi	tb	slg%	bb	hbp	so	gdp	ob%	sf	sh	sb-att	po	a	e	fld%
2024	.231	19-10	39	6	9	0	1	1	7	14	.359	9	0	17	1	.367	1	0	0-0	65	4	0	1.000
TOTAL	.231	19-10	39	6	9	0	1	1	7	14	.359	9	0	17	1	.367	1	0	0-0	65	4	0	1.000



AUSTIN VARGAS

**PITCHER - RFR.
BROOKSHIRE, TEXAS / FULSHEAR
6-8 / 235 / L/L**



2024 (FRESHMAN)

Did not see any action...Took a redshirt.


FULSHEAR HIGH SCHOOL

Ranked as the No. 131 left-hander pitcher nationally by Perfect Game...Rated as No. 120 overall prospect and No. 11 left-handed pitcher in Texas by PG ..Played prep ball under Coach Robb Jensen and played summer ball for 5 Star Performance...Went 7-1 in 48.0 innings as a junior in 2022, striking out 104 with a .133 opponent batting average...Missed senior season due to injury...Broke school single-game strikeout record with 17 in a game and set school's single-season strikeout record as a junior with 104...Helped lead team to state playoffs in 2021, 2022 and 2023.

PERSONAL

Father, Buzz, played pro baseball, uncle played college baseball and mom, Brittany, played college volleyball.

CAREER STATISTICS



PEYTON SMITH

PITCHER - JR.
SPRINGFIELD, TENN. / DALLAS
BAPTIST
6-4 / 225 / R-R

2024 (SOPHOMORE)

Appeared in seven games out of the bullpen...Posted seven strikeouts in 6.0 innings pitched.

2023 (FRESHMAN AT DALLAS BAPTIST)

Made six appearances...Struck out five batters in 3.1 innings of work.

2022 (FRESHMAN AT NORTHWEST FLORIDA STATE)

Took a redshirt season.

EAST ROBERTSON HIGH SCHOOL

Guided East Robertson to to the Class A state championship as a senior...Earned All-State honors and was a four-time All-District selection...Named the District MVP and Pitcher of the Year...Lettered all four years and played for head coach Derek Wix...Selected to play in the Perfect Game All-American Classic in 2020...Ranked as the 16th-best right-hander in the nation and the No. 60 overall prospect by Perfect Game...Rated as the No. 2 right-handed pitcher and No. 4 overall prospect in Tennessee by Perfect Game...Played for Team Elite in the summers.

PERSONAL

Cousin, Will Clinard, played at Vanderbilt and was a 19th round pick by the Detroit Tigers in 2012.

2025 RETURNERS

CAREER STATISTICS

Year	era	w-l	app	gs	cg	sho	sv	ip	h	r	er	bb	so	2b	3b	hr	bf	bavg	wp	hbp	bk	sfa	sha
2024	12.00	0-0	7	0	0	0/0	0	6.0	13	8	8	4	7	4	0	2	37	.433	2	2	0	1	0
TOTAL	12.00	0-0	7	0	0	0/0	0	6.0	13	8	8	4	7	4	0	2	37	.433	2	2	0	1	0



JAMAL GEORGE
UTILITY - JR.
TRUJILLO, P.R.
ALABAMA STATE
5-11 / 185 / S-R

ATHLETIC ACCOMPLISHMENTS

- 2023 SWAC Freshman of the Year
- 2023 Second Team All-SWAC
- Collegiate Baseball Freshman All-American

2024 (SOPHOMORE AT ALABAMA STATE)


Appeared in 50 games with 47 starts...Recorded a .310/.404/.523 slash line to go along with nine homers, 10 doubles and 35 RBI...Went 10-for-10 on the basepaths and scored 44 times.

2023 (FRESHMAN AT ALABAMA STATE)

Started 56 of the 57 games he appeared in, primarily at catcher and designated hitter...Slashed .284/.382/.437 to go along with six home runs, 12 doubles and 34 RBI...Swiped eight bases in 12 attempts and scored 42 times...Earned SWAC Freshman of the Year honors.

INTERNATIONAL BASEBALL ACADEMY

Played high school baseball for coach Luis Castro at the International Baseball Academy in Fajardo, Puerto Rico... Batted .310 with five homers and carried a .996 fielding percentage... Won Roberto Clemente Award and Perfect Game World Classic MVP in 2022... Named the 2021 and 2022 Perfect Game League Player of the Year... Selected as the 2022 Selección de Puerto Rico MVP and 2022 Alto Honor.



JACOB GALLOWAY
CATCHER - JR.
CAMARILLO, CALIF.
USC
5-9 / 180 / L-R

ATHLETIC ACCOMPLISHMENTS

- 2024 Honorable Mention All-Pac 12

2024 (SOPHOMORE AT USC)

Started 57 of the 58 games he appeared in...Logged a .286/.386/.451 slash line and led the Pac-12 with seven sacrifice flies...Recorded six homers, 17 doubles and 40 RBI...Swiped two bases and scored 42 times...Logged a 22-game hitting streak during the season.

2023 (FRESHMAN AT USC)

Logged 19 starts in 24 games...Slashed .365/.425/.524 to go along with a homer, triple and five doubles...Caught seven runners on the basepaths.

HARVARD WESTLAKE

Played on Harvard Westlake's varsity squad for four seasons...Named a 2022 Preseason All-American by Perfect Game...Garnered Preseason Underclass All-American honors from Perfect Game in 2019, 2020 and 2021...Logged a .330 average during his prep career and was the seventh-ranked center fielder in California...Played travel ball with the USA Prime National Team in 2021.



TERRENCE KIEL II
INFIELDER/OUTFIELDER - FR.
ATLANTA, GA.
PACE ACADEMY
6-1 / 185 / S-R

PACE ACADEMY

Recorded a .474 batting average, 140 hits, 140 runs, 100 steals and 90 RBI in his career at Pace Academy...Helped his team to the playoffs all four years, including a semifinalist appearance in 2022...Garnered Player of the Year, All-Metro First Team and First Team All-State honors as a senior and a junior...Named First Team All-State and Second Team All-Region as a sophomore...Earned Second Team All-Region honors as a freshman...Played football in addition to baseball...Set the school record for career touchdowns with 40...Garnered Co-Offensive Player of the Year and First Team All-Region honors in his career...Finished his football career with 1,501 receiving yards, 1,133 rushing yards, 57 tackles and six interceptions...Earned the Scholastic Gold Key Award for photography and was involved with numerous community service organizations.

PERSONAL

Father, Terrence Kiel Sr., played football for Texas A&M from 1999-2002...Went on to play for the San Diego Chargers in the NFL from 2003-06.



GAVIN KASH
INFIELDER/OUTFIELDER – SR.
SOUR LAKE, TEXAS
TEXAS TECH
6-3 / 215 / L-R

ATHLETIC ACCOMPLISHMENTS

- 2024 D1Baseball Preseason Second Team All-American
- 2024 Perfect Game Preseason Second Team All-American
- 2023 College Baseball Foundation Second Team All-American

- 2023 ABCA All-Region First Team
- 2023 First Team All-Big 12

2024 (Junior at Texas Tech)

Started 55 of the 56 games he appeared in...Slashed .300/.365/.561 to go along with 15 homers, 17 doubles and 51 RBI...Led the team with 71 hits, scored 49 times and went 3-for-3 on the basepaths.

2023 (Sophomore at Texas Tech)

Started all 64 games and batted .327 with 26 home runs and 84 RBI...Led the league in homers, RBI and total bases (182)...Finished inside the Top 10 in program history in homers, RBI and total bases...Recorded a multi-homer game against No. 2 Florida in the Gainesville Regional.

2022 (Freshman at Texas)

Appeared in 16 games with four starts...Went 2-for-3 with a double against Kansas State...Made his first career appearance against Rice (Feb. 19) and reached base via hit-by-pitch.

Monsignor Kelly Catholic High School

Named a Preseason All-American by Perfect Game in 2018, 2019 and 2020...Tabbed as the top first baseman in Texas for four straight years by Perfect Game...Earned a spot on the 2020 Perfect Game National Showcase Top Prospect Team...Garnered TAPPS All-State honors in 2019...Named a Max Prep Underclass All-American in 2019...Named a Top 10 corner infielder by Perfect Game in 2020 and 2021.



SAWYER FARR
INFIELDER – FR.
FORT WORTH, TEXAS
BOSWELL
6-4 / 190 / S-R

BOSWELL HIGH SCHOOL

Played at Boswell High School...Ranked as the No. 7 player in Texas and No. 3 shortstop by Perfect Game...Tabbed as the No. 67 player nationally by Perfect Game.

PERSONAL

Brother, Cade, played baseball at Texas Tech.



WYATT HENSELER
INFIELDER – SR.
EMMAUS, PENN.
PENN
6-1 / 215 / R-R

ATHLETIC ACCOMPLISHMENTS

- 2024 Ivy League Player of the Year (Unanimous)
- 2024 ABCA Third Team All-American
- 2024 ABCA First Team All-East Region
- 2024 ECAC Player of the Year
- 2024 Ivy League Tournament Most Outstanding Player
- 2024 Ivy League All-Tournament Team
- 2024 First Team All-Ivy
- 2024 Second Team CSC Academic All-American

- 2024 PhillySIDA Academic All-Area Performer of the Year
- 2023 First Team All-Ivy
- 2023 Ivy League All-Tournament Team
- 2023 PhillySIDA Academic All-Area Co-Performer of the Year
- 2022 ABCA Third Team All-American
- 2022 ABCA First Team All-East Region
- 2022 First Team All-Ivy (Unanimous selection)
- 2022 Ivy League Player of the Week (2/27)

2024 (SENIOR AT PENN)

Started all 49 games...Batted a team-high .360 to go along with a .465 on-base percentage and .755 slugging percentage...Belted 22 homers with 56 RBI...Logged nine doubles, two triples and scored 64 times...Set the single-season Ivy League record for homers...Finished his career as the Ivy record holder for homers (54), RBI (189) and total bases (560)...Established program records in career hits (232), runs (181), doubles (50), total bases, homers and RBI, as well as single-season marks in hits (72), homers and runs...Reached base safely in 32 straight games from March 17 to May 20...Unanimously named the Ivy League Player of the Year.

2023 (JUNIOR AT PENN)

Started all 50 games...Slashed .321/.383/.660 to go along with 18 homers and 63 RBI...Recorded 17 doubles and a triple...Crossed home plate 48 times...Led the team in five offensive categories...Hit safely in 15 straight games twice during the season.

2022 (SOPHOMORE AT PENN)

Started all 48 games...Topped the Ivy League in runs (57), home runs (14), RBI (53), slugging percentage (.697), on-base percentage (.487) and total bases (131)...Recorded 21 multi-hit games and 13 multi-RBI games...Registered 17 doubles and drew 23 walks.

2021 (FRESHMAN AT PENN)

Started all 14 games in shortened season...Led the team with a .365 average...Recorded 17 RBI, 12 runs scored, seven doubles and one triple...Logged four multi-hit games and three multi-RBI performances.

EMMAUS HIGH SCHOOL

Four-year letter winner under head coach Jeremy Haas...Earned First Team All-Eastern Pennsylvania Conference as a sophomore...Garnered Honorable Mention All-EPC as a freshman and junior...Named the team's Offensive MVP three times...Member of the National Honor Society.



BEN ROYO
INFIELDER - JR.
CORPUS CHRISTI, TEXAS
RICE
6-2 / 200 / R-R

2024 (SOPHOMORE AT RICE)

Started in 12 of the 15 games he appeared in...Hit .184 with a homer and three RBI.

2023 (FRESHMAN AT RICE)

Appeared in 49 games with 48 starts...Batted .261 to go along with a team-best 13 homers, which ranked as the third-most by a freshman in program history...Posted 40 RBI, four doubles and a triple...Scored 32 runs and recorded three stolen bases...Named to the All-Silver Glove Series Team...Garnered C-USA All-Freshman Team honors.

VETERANS HIGH SCHOOL

Earned 29-5A All-District honors...Hit .430 with four homers in district play as a senior.



MATT BERGEVIN
INFIELDER - SR.
TEMPE, ARIZ.
FAIRFIELD
6-4 / 250 / R-R

ATHLETIC ACCOMPLISHMENTS

- 2024 Second Team All-MAAC
- 2024 MAAC All-Academic Team
- MAAC Player of the Week (4/30)
- 2023 MAAC All-Tournament Team
- 2023 MAAC All-Academic Team

2024 (SENIOR AT FAIRFIELD)

Started all 55 games he appeared in...Slashed .287/.418/.627 to go along with a MAAC-best 18 homers...Logged a triple, 15 doubles, 45 walks, 58 runs and 59 RBI...Hit multiple homers in four games and reached base safely in 50 of the 55 games...Earned Second Team All-MAAC honors and was named to the MAAC All-Academic Team.

2023 (JUNIOR AT FAIRFIELD)

Named to the MAAC All-Tournament Team...Started all 49 games he appeared in...Batted .363 to go along with nine homers, 14 doubles and 44 RBI...Swiped five bases in seven tries.

2022 (SOPHOMORE AT FAIRFIELD)


Appeared in 52 games with 51 starts...Recorded a .264/.378/.482 slash line to go along with 10 homers, 13 doubles and 44 RBI...Logged 35 walks and scored 41 times.

2021 (FRESHMAN AT CONCORDIA PORTLAND)

Started all 17 games, leading the team with a .333 average.

MARCOS DE NIZA

Earned Second Team All-State and First Team All-Region honors during senior season...Led the team with a .458/.614/.830 slash line along with 27 hits, 10 doubles and four homers...Garnered Honorable Mention honors for the City of Tempe Award of Excellence...Served as the Senior Class President.



BEAR HARRISON
CATCHER - SO.
DANVILLE, CALIF.
SAINT MARY'S
6-3 / 230 / R-R

ATHLETIC ACCOMPLISHMENTS

- 2024 WCC All-Freshman Team

2024 (FRESHMAN AT SAINT MARY'S)

Played in 43 games with 42 starts behind the dish...Batted .322 with eight doubles, eight homers and 36 RBI...Reached base in eight straight times during the WCC Tournament...Named to the WCC All-Freshman Team.

DE LA SALLE HIGH SCHOOL

Batted .342 with 57 RBI and a .938 OPS in his senior season...Two-time D1 NCS Section Champion and D1 Northern California Champion...Named the 49ers Cal Hi Sports NCS Player of the Year, Bay Area News Group Player of the Year, West Coast Preps Baseball Athlete of the Year, East Bay League MVP and De La Salle Baseball MVP...Earned First Team MaxPreps California All-State and Second Team MaxPreps All-America honors.

PERSONAL

Brother, Kyle, currently plays for the San Francisco Giants.



FORNEY HIGH SCHOOL
Played at Forney High School.

AIDEN SIMS
PITCHER – FR.
FORNEY, TEXAS
FORNEY
6-2 / 180 / L-R



ATHLETIC ACCOMPLISHMENTS
- 2024 All-Big West Honorable Mention
- Big West Pitcher of the Week (3/25)

2024 (SOPHOMORE AT LONG BEACH STATE)

Picked up All-Big West Honorable Mention honors...Made 11 starts and went 4-3...Logged a 3.26 ERA and struck out a team-high 85 in 66.1 innings of work...Struck out 11.53 per nine, which ranked sixth-best in school history...Held opponents to a .216 batting average...Posted a career-high 13 strikeouts in six innings of work against Milwaukee (3/1)...Earned Academic All-Big West honors.


2023 (FRESHMAN AT LONG BEACH STATE)

Recorded 13 appearances with eight starts...Posted a 6.18 ERA and 37 strikeouts in 39.1 innings of work...Named to the 2023 California Collegiate All-League Team during the summer after going 4-1 with a 1.11 ERA...Punched out 48 batters in 32.1 innings of work for the Healdsburg Prune Packers.

MYLES PATTON
PITCHER – JR.
LONG BEACH, CALIF.
LONG BEACH STATE
6-3 / 205 / L-L

MILLIKAN HIGH SCHOOL

Named the 2022 Moore League Player of the Year and the 2021 CIF Player of the Year and Moore League Pitcher of the Year...Earned back-to-back First Team All-CIF SS selections and back-to-back First Team All-League honors...Went 6-3 with a 1.17 ERA as a junior...Struck out 97 with just 10 walks in 71.2 innings...Logged a 7-2 record with a 0.97 ERA as a senior...Punched out 93 batters in 72 innings and held opponents to a .164 average.



2023 (FRESHMAN AT McLENNAN)

Made 16 appearances with 10 starts...Logged a 4-3 record to go along with a 2.36 ERA and three saves...Recorded 79 strikeouts in 61 innings of work.

WALLER HIGH SCHOOL

Picked up First Team All-District honors at Waller High School.

CLAYTON FRESHCORN
PITCHER – SO.
WALLER, TEXAS
MCLENNAN COLLEGE
6-0 / 180 / R-R



GAVIN LYONS
PITCHER – FR.
GUILFORD, CONN.
HAMDEN HALL
6-3 / 200 / R-R

HAMDEN HALL HIGH SCHOOL

Ranked as the No. 1 player in Connecticut...Primarily a starting pitcher but spent time at the corner infield and outfield...Registered a 30-0 career record on the mound...Pitched 6.1 innings to guide the Hornets to its third consecutive NEPSAC New England Small School Championship...Won the NEPSAC New England Small School championship each of his three years at Hamden Hall.




CADEN MCCOY
PITCHER – FR.
BLOOMINGTON, IND.
BLOOMINGTON NORTH
6-3 / 220 / R-L

BLOOMINGTON NORTH HIGH SCHOOL

Four-time All-Conference and All-Area performer...Three-time team captain...Earned Team MVP honors twice...Named to the AB Honor Roll twice.

PERSONAL

Father, Josh, played baseball at Indiana University...Brother, Jordan, played football at Ball State.



GRANT CUNNINGHAM
PITCHER – JR.
SEATTLE, WASH.
WASHINGTON
6-3 / 225 / R-R

ATHLETIC ACCOMPLISHMENTS

- 2024 All-Pac-12 Honorable Mention

2024 (SOPHOMORE AT WASHINGTON)

Garnered All-Pac-12 Honorable Mention honors...Appeared in 20 games with one start...Logged a 2.86 ERA and a team-high 56 strikeouts in 50.1 innings of work, which led all Washington relievers...Totaled two saves...Limited opposing hitters to a .222 average...Strung together a 20.0 scoreless innings streak between seven appearances (3/1-4/5)...Recorded 10 strikeouts in his lone start of the season against Santa Clara (3/1).


2023 (FRESHMAN AT WASHINGTON)

Made 21 appearances...Posted a 4.56 ERA in 53.1 innings of work...Picked up four saves and struck out 39 batters...Logged five shutout innings in relief against Stanford (4/21).

SEATTLE PREP

Ranked as the No. 29 overall prospect and No. 16 right-handed pitcher in Washington by Perfect Game...Named Perfect Game Second Team All-America West Region...Competed in the 2019 Perfect Game Northwest Prospect Showcase...Garnered Washington All-State honors...Named All-Metro as a junior and senior...Landed on the President's List as a sophomore, junior and senior...Earned the Academic Excellence Award winner.

2025 TEXAS A&M BASEBALL MEDIA GUIDE



SAM ERICKSON
OUTFIELDER - FR.
FLOWER MOUND, TEXAS
FLOWER MOUND
6-1 / 215 / R-L

FLOWER MOUND HIGH SCHOOL


Named the 2023 Texas All State MVP...Helped lead Flower Mound to the 2023 State Championship and a semifinalist appearance in 2024.



HOUSTON TOMLINSON
PITCHER - FR.
SPRING, TEXAS
GRAND OAKS
6-1 / 180 / R-R

GRAND OAKS HIGH SCHOOL

Played for Lou Ferrell at Grand Oaks High School...Helped his team reach the second round of the playoffs...Named to the A/B Honor Roll.




BLAYNE LYNE
PITCHER - FR.
CORPUS CHRISTI, TEXAS
LONDON
6-6 / 205 / R-R

LONDON HIGH SCHOOL

Helped lead London High School to the state title in 2022, a runner-up finish in 2021 and semifinalist appearances in 2023 and 2024... Racked up 114 strikeouts in his senior season.


2025 NEWCOMERS



NATHAN TOBIN
OUTFIELDER - FR.
HASLET, TEXAS
VR EATON
5-11 / 190 / L-R

V.R. EATON HIGH SCHOOL

Ranked as the No. 53 player in Texas...Played at V.R. Eaton High School under head coach Jeremy Fatheree...Recorded a .330 batting average, .534 on-base percentage and a 1.045 OPS...Drew 36 walks and swiped 32 bags in 33 attempts...Earned unanimous First Team All-District honors as a senior...Earned Academic All-District honors and was named to the A/B Honor Roll.




HAYDEN CRITES
CATCHER - FR.
PARADISE, TEXAS
PARADISE
6-0 / 200 / S-R

PARADISE HIGH SCHOOL

Two-time Defensive Player of the Year...Set the program's single-season home run record...Earned First Team All-State honors in 2024...Named First Team All-Wise County all four years...Picked up Offensive Player of the Year honors in 2022 and Newcomer of the Year honors in 2021...Member of the National Honor Society.

PERSONAL

Father, Joe Crites, played football at Southern Arkansas.




MARCO
INFIELDER/OUTFIELDER - FR.
DUBLIN, CALIF.
SAN RAMON VALLEY
6-5 / 245 / R-R

BRYAN HIGH SCHOOL

Tabbed as the No. 106 player in the 2024 class in Texas...Attended Bryan High School and played varsity baseball under head coach Justin Garcia...Earned First Team All-District honors...Member of 2022 squad that won the 6A Region II District 12 championship...Graduated top 10 percent in his class and played football in addition to baseball.

PERSONAL

A fourth-generation Aggie.



RYLAN HILL
PITCHER - FR.
BRYAN, TEXAS
BRYAN
6-3 / 200 / L-L

BRYAN HIGH SCHOOL

Tabbed as the No. 106 player in the 2024 class in Texas...Attended Bryan High School and played varsity baseball under head coach Justin Garcia...Earned First Team All-District honors...Member of 2022 squad that won the 6A Region II District 12 championship...Graduated top 10 percent in his class and played football in addition to baseball.

PERSONAL

A fourth-generation Aggie.



KYRIN LEBLANC
PITCHER - JR.
ST. MARTINVILLE, LA.
CISCO COLLEGE
6-3 / 215 / R-R

2024 (SOPHOMORE AT CISCO COLLEGE)

Made 17 appearances on the mound...Posted 35 strikeouts in 21.2 innings...Logged a 14.54 K/9...Recorded first career save after tossing three scoreless frames and striking out six against Frank Phillips College (2/10).

2023 (FRESHMAN AT CISCO COLLEGE)

Made five appearances and tallied two strikeouts.

ST. MARTINVILLE HIGH SCHOOL

Pitched and played third base under head coach Kyle Poirier at St. Martinville High School in Louisiana.

2024 FINAL STATISTICS



2024 Texas A&M Baseball Overall Statistics for Texas A&M (as of Jun 26, 2024) (All games Sorted by Batting avg)



Record: 53-15 Home: 37-3 Away: 9-8 Neutral: 7-4 SEC: 19-11

Player	avg	gp-gs	ab	r	h	2b	3b	hr	rbi	tb	slg%	bb	hp	so	gdp	ob%	sf	sh	sb-att	po	a	e	fld%	
5 Hayden Schott	.335	68-68	263	45	88	15	2	8	63	131	.498	34	6	59	0	.418	3	0	1-2	18	0	0	1.000	
20 Jackson Appel	.331	65-59	236	48	78	16	1	10	41	126	.534	34	7	33	4	.422	5	0	16-19	607	27	2	.997	
6 Braden Montgomery	.322	61-61	236	65	76	14	1	27	85	173	.733	53	5	59	3	.454	1	0	5-7	91	3	3	.969	
17 Jace LaViolette	.305	68-68	259	87	79	16	3	29	78	188	.726	64	7	81	3	.449	4	0	7-9	158	1	0	1.000	
9 Gavin Grahovac	.298	67-67	285	83	85	16	0	23	66	170	.596	36	7	95	3	.390	0	0	4-5	32	79	10	.917	
2 Ali Camarillo	.288	68-68	250	50	72	13	1	7	36	108	.432	34	6	59	4	.384	2	1	9-10	80	142	9	.961	
27 Ted Burton	.284	63-62	215	46	61	13	1	9	44	103	.479	51	9	54	3	.438	1	0	11-12	350	31	2	.995	
13 Caden Sorrell	.275	62-48	182	44	50	8	5	11	43	101	.555	24	5	56	3	.369	3	0	9-10	91	4	0	1.000	

3 Kaeden Kent	.327	51-24	110	23	36	6	0	4	28	54	.491	16	1	20	3	.414	1	1	0-2	48	55	4	.963	
4 Travis Chestnut	.262	49-38	107	41	28	5	1	3	13	44	.411	29	7	43	0	.441	2	2	18-19	50	55	3	.972	
11 Max Kaufer	.250	14-7	20	5	5	2	0	1	5	10	.500	8	3	5	0	.516	0	1	0-0	76	3	1	.988	
1 Jack Bell	.250	19-3	16	7	4	1	0	1	4	8	.500	8	1	5	1	.500	1	0	3-3	7	9	3	.842	
0 Justin Vossos	.250	7-1	8	3	2	0	0	0	0	2	.250	1	0	3	0	.333	0	0	0-0	2	5	0	1.000	
46 Blake Binderup	.231	19-10	39	6	9	0	1	1	7	14	.359	9	0	17	1	.367	1	0	0-0	65	4	0	1.000	
48 Hank Bard	.222	20-8	36	6	8	1	0	1	9	12	.333	7	0	8	3	.349	0	0	0-0	32	2	0	1.000	
12 Ryan Targac	.213	26-17	61	11	13	5	0	1	13	21	.344	9	0	24	1	.306	2	0	1-1	29	19	4	.923	
36 Jett Johnston	.188	11-3	16	5	3	1	0	0	2	4	.250	5	0	6	0	.381	0	0	0-0	2	0	0	1.000	
Totals	.298	68	2339	575	697	132	16	136	537	1269	.543	422	64	627	32	.415	26	5	84-99	1776	518	51	.978	
Opponents	.236	68	2229	286	527	78	1	83	266	856	.384	219	75	715	32	.323	21	20	20-35	1712	500	64	.972	

LOB - Team (570), Opp (503). DPs turned - Team (36), Opp (35). CI - Team (1), KAUFER 1, Opp (1).

(All games Sorted by Earned run avg)

Player	era	w-l	app	gs	cg	sho	sv	ip	h	r	er	bb	so	2b	3b	hr	b/avg	wp	hp	bk	sfa	sha
53 Evan Aschenbeck	1.78	6-1	32	0	0	0/6	10	75.2	55	17	15	12	87	11	0	7	.198	4	1	0	2	3
18 Ryan Prager	2.95	9-1	19	19	1	1/4	0	97.2	83	36	32	20	124	12	0	12	.226	1	5	0	2	4

35 Jason Bodin	0.00	0-0	2	0	0	0/0	0	1.0	1	2	0	3	1	0	0	0	.200	0	0	0	0	0
32 Brad Rudis	2.55	6-0	24	2	0	0/3	0	35.1	35	10	10	12	35	4	0	6	.261	3	3	0	1	0
55 Zane Badmaev	2.59	3-0	17	1	0	0/1	1	24.1	18	7	7	5	29	2	0	0	.200	0	3	0	1	2
10 Chris Cortez	2.78	10-3	25	3	0	0/2	0	64.2	43	28	20	37	102	7	0	7	.187	5	10	0	1	0
14 Isaac Morton	2.87	1-0	10	4	0	0/1	0	15.2	6	10	5	17	22	1	0	0	.113	4	9	0	1	2
38 Shane Sdao	2.96	5-1	20	5	0	0/2	2	48.2	42	17	16	9	55	10	0	7	.235	4	1	0	3	2
88 Brock Peery	3.54	2-1	24	0	0	0/1	0	20.1	6	10	8	17	22	0	0	1	.095	2	7	0	1	0
34 Josh Stewart	4.26	2-2	25	0	0	0/3	0	31.2	31	15	15	9	39	3	0	7	.258	3	1	0	4	0
21 Weston Moss	4.56	3-0	20	2	0	0/1	0	23.2	22	13	12	10	26	5	0	4	.239	3	6	0	0	1
33 Justin Lamkin	5.21	3-3	19	16	0	0/2	0	65.2	64	38	38	22	88	8	1	11	.253	3	11	1	2	1
44 Luke Jackson	5.40	0-0	8	2	0	0/1	0	8.1	8	5	5	6	4	0	0	2	.258	1	2	0	1	0
23 Tanner Jones	6.33	3-1	15	12	0	0/3	0	48.1	61	36	34	19	47	8	0	8	.310	2	8	0	0	3
15 Eldridge Armstrong	7.71	0-0	4	0	0	0/2	0	4.2	6	4	4	2	7	0	0	1	.300	0	0	0	0	0
28 Brett Antolick	9.64	0-0	4	1	0	0/1	0	4.2	9	6	5	2	1	0	0	1	.409	0	0	0	0	1
30 Kaiden Wilson	9.82	0-2	10	0	0	0/0	0	11.0	17	13	12	7	15	2	0	4	.362	0	4	0	0	0
62 Peyton Smith	12.00	0-0	7	0	0	0/0	0	6.0	13	8	8	4	7	4	0	2	.433	2	2	0	1	0
19 Troy Wansing	13.50	0-0	1	0	0	0/0	0	0.2	1	1	1	0	0	0	0	0	.500	0	1	0	0	1
6 Braden Montgomery	18.00	0-0	2	1	0	0/0	0	2.0	1	4	4	4	2	0	0	1	.143	1	0	0	0	0
36 Jett Johnston	27.00	0-0	2	0	0	0/0	0	2.0	5	6	6	2	2	1	0	2	.556	0	1	0	1	0
Totals	3.86	53-15	68	68	1	12/11	13	592.0	527	286	254	219	715	78	1	83	.236	38	75	1	21	20
Opponents	8.31	15-53	68	68	0	0/0	10	570.2	697	575	527	422	627	132	16	136	.298	76	64	9	26	5

PB - Team (5), APPEL 2, KAUFER 2, BARD 1, Opp (8). Pickoffs - Team (7), SDAO 2, JONES 2, PRAGER 1, CORTEZ 1, APPEL 1, Opp (9).

2024 FINAL STATISTICS



2024 Texas A&M Baseball
Games Summary for Texas A&M (as of Jun 26, 2024)
(All games)



Score by innings	1	2	3	4	5	6	7	8	9	EX	Total
Texas A&M	87	68	62	60	94	69	64	42	24	5	575
Opponents	31	48	46	19	15	29	42	35	21	0	286

Record when ...

Overall	53-15	After 6 leading	47-3
Conference	19-11 trailing	5-7
Non-Conference	34-4 tied	1-5
Home games	37-3	After 7 leading	39-1
Away games	9-8 trailing	4-11
Neutral site	7-4 tied	1-3
Day games	20-7	After 8 leading	39-0
Night games	33-8 trailing	1-14
vs Left starter	11-8 tied	4-1
vs Right starter	42-7		
1-Run games	6-5	Hit 0 home runs	9-4
2-Run games	5-5	... 1 home run	10-7
5+Run games	30-1	... 2+ home runs	34-4
Extra innings	4-0		
Shutouts	12-0	Opponent 0 home runs	26-1
	 1 home run	9-4
Scoring 0-2 runs	2-4 2+ HRs	18-10
..... 3-5 runs	5-9		
..... 6-9 runs	20-2	Made 0 errors	30-5
..... 10+ runs	26-0 1 error	15-6
	 2+ errors	8-4
Opponent 0-2 runs	24-0		
..... 3-5 runs	15-6	Opp. made 0 errors	22-6
..... 6-9 runs	12-7 1 error	15-7
..... 10+ runs	2-2 2+ errors	16-2
Scored in 1st inning	32-7	Out-hit opponent	40-2
Opp. scored in 1st	8-3	Out-hit by opponent	9-10
Scores first	40-9	Hits are tied	4-3
Opp. scores first	13-6		

Record when team scores:

Runs	0	1	2	3	4	5	6	7	8	9	10+
W-L	0-0	1-2	1-2	1-3	2-4	2-2	9-1	1-0	1-0	9-1	26-0

Record when opponent scores:

Runs	0	1	2	3	4	5	6	7	8	9	10+
W-L	12-0	3-0	9-0	6-0	4-3	5-3	4-5	1-1	2-1	5-0	2-2

Record when leading after:

Inn.	1	2	3	4	5	6	7	8
W-L	28-7	33-8	34-4	39-5	45-5	47-3	39-1	39-0

Record when trailing after:

Inn.	1	2	3	4	5	6	7	8
W-L	6-3	10-5	9-6	9-6	3-7	5-7	4-11	1-14

Record when tied after:

Inn.	1	2	3	4	5	6	7	8
W-L	19-5	10-2	10-5	5-4	5-3	1-5	1-3	4-1

Current losing streak: 2
 Longest winning streak: 17
 Longest losing streak: 2

Home attendance : 257258 (40 dates avg = 6431)
 Away attendance : 320673 (28 dates avg = 11452)
 Total attendance: 577931 (68 dates avg = 8498)

2024 BOX SCORES

2024 Texas A&M Baseball
McNeese at #7 Texas A&M
Feb 16, 2024 at BCS, Texas (Blue Bell Park)

McNeese 0 (0-1)

Player	ab	r	h	rbi	bb	so	po	a	lob
DUHON rf	4	0	2	0	0	1	0	0	0
Brale Hollins 2b/ss	3	0	0	0	2	2	2	2	2
Cooper Hext cf	4	0	0	0	3	6	0	0	0
Grant Mangrum c	3	0	0	0	1	4	0	2	
Ben David c	1	0	0	0	0	2	0	0	
Peyton LeJeune 3b/2b	4	0	0	0	1	2	0	0	
Chase Keeton 1b	4	0	0	0	2	4	1	0	
Connor Westenburg lf	2	0	0	0	1	2	0	0	
Simon Larranaga dh	1	0	0	0	1	0	0	0	
Connor Schneider ss	2	0	0	0	2	0	1	0	
Gage Trahan ph/3b	1	0	0	0	1	0	0	2	
Zach Voss p	0	0	0	0	0	0	0	0	
Evan Maldonado p	0	0	0	0	0	1	0	0	
Kainin Morrow p	0	0	0	0	0	0	0	0	
Clay Kennedy p	0	0	0	0	0	0	0	0	
Totals	29	0	2	0	1	15	24	4	6

Texas A&M 15 (1-0)

Player	ab	r	h	rbi	bb	so	po	a	lob
Jackson Appel c	4	1	0	0	1	0	12	0	0
Hank Bard c	0	1	0	0	1	0	3	0	0
Jace LaViolette cf	5	2	2	4	0	2	2	0	4
Travis Chestnut cf	1	1	1	0	0	0	0	0	0
Braden Montgomery rf	4	2	2	1	1	0	1	0	0
Jett Johnston lf	0	0	0	0	1	0	0	0	0
Hayden Schott lf	4	2	2	0	0	0	1	0	0
Caden Sorrell lf/rf	2	0	1	1	0	0	0	0	0
Gavin Grahovac 3b	2	2	1	1	2	1	0	0	0
Jack Bell ph/3b	0	0	0	1	1	0	0	0	0
Ted Burton dh	4	1	3	3	1	1	0	0	0
Justin Vossos pr/dh	1	0	0	0	0	0	0	0	0
Ryan Targac 2b	2	0	0	0	2	0	1	0	3
Kaeden Kent 2b	1	0	0	0	1	0	0	0	2
Blake BINDERUP 1b	6	2	3	3	0	2	6	0	3
Alli Camarillo ss	4	1	2	1	1	0	1	2	2
Ryan Prager p	0	0	0	0	0	0	0	0	0
Isaac Morton p	0	0	0	0	0	0	0	0	0
Brad Rudis p	0	0	0	0	0	0	2	0	0
Totals	40	15	17	15	12	6	27	4	14

Score by Innings	1	2	3	4	5	6	7	8	9	R	H	E
McNeese	0	0	0	0	0	0	0	0	0	0	2	0
Texas A&M	1	0	5	0	5	0	0	4	X	15	17	0

LOB - MCN 6; Aggies 14. 2B - SCHOTT; BURTON. 3B - BURTON. HR - LAVIOLETTE 2; MONTGOMERY; BINDERUP; CAMARILLO.
HBP - Hollins, B.; Larranaga, S. 2. SF - BELL.

McNeese	ip	h	r	er	bb	so	ab	bf
Zach Voss	2.1	4	6	6	4	2	11	15
Evan Maldonado	2.1	8	5	3	2	15	18	
Kainin Morrow	2.1	1	0	0	2	1	8	10
Clay Kennedy	1.0	4	4	4	3	1	6	10

Win - PRAGER (1-0). Loss - Voss, Z. (0-1). Save - None.
HBP - by PRAGER (Larranaga, S); by MORTON (Hollins, B.); by MORTON (Larranaga, S).

Umpires - HP: Seth Buckminster 1B: William Posey 2B: Matthew Wilbanks 3B: Ryan Broussard
Start: 6:00 PM Time: 2:52 Attendance: 7078
Weather: 66, Overcast

2024 Texas A&M Baseball
McNeese at #7 Texas A&M
Feb 18, 2024 at B-CS, Texas (Blue Bell Park)

McNeese 0 (0-3)

Player	ab	r	h	rbi	bb	so	po	a	lob
Connor Westenburg lf	4	0	0	0	0	2	1	0	0
Parker Stroh c	4	0	0	0	0	3	10	2	4
Chase Keeton 1b	3	0	2	0	0	0	4	0	0
Cooper Hext cf	3	0	0	0	0	2	1	1	
Brale Hollins 2b/ss	3	0	1	0	0	1	0	0	0
Peyton LeJeune 3b/2b	2	0	0	0	1	1	2	1	
DUHON rf	3	0	1	0	0	1	0	2	
Simon Larranaga dh	2	0	1	0	0	0	0	0	0
Cole Plowman ph/dh	0	0	0	0	0	0	0	0	0
Connor Schneider ss	2	0	1	0	0	0	0	0	0
Gage Trahan ph/3b	1	0	0	0	0	0	0	0	0
Alexis Gravel p	0	0	0	0	0	0	0	0	0
JT Moeller p	0	0	0	0	0	0	1	0	0
Brock Barthelemy p	0	0	0	0	0	0	0	0	0
Marcus Mott p	0	0	0	0	0	0	0	0	0
David Carr p	0	0	0	0	0	0	0	0	0
Totals	27	0	6	0	1	7	20	6	8

Texas A&M 10 (3-0)

Player	ab	r	h	rbi	bb	so	po	a	lob
Gavin Grahovac 3b	3	2	3	1	2	0	1	2	0
Jace LaViolette cf	4	2	2	4	1	2	3	0	3
Braden Montgomery rf	3	0	0	2	1	2	0	2	0
Hayden Schott dh	4	1	1	1	1	0	0	1	
Blake BINDERUP 1b	2	0	1	2	1	6	0	0	
Jett Johnston lf	2	1	0	0	1	1	0	0	1
Caden Sorrell lf	1	0	0	0	1	0	0	0	0
Ryan Targac 2b	3	1	0	0	1	2	0	4	2
Kaeden Kent 2b	0	0	0	0	0	0	0	0	0
Max Kauer c	1	0	0	0	3	1	7	0	2
Jackson Appel pr	0	1	0	0	0	0	0	0	0
Alli Camarillo ss	3	2	2	1	1	0	2	0	0
Shane Sdao p	0	0	0	0	0	0	0	0	0
Luke Jackson p	0	0	0	0	0	0	0	0	0
Brock Peery p	0	0	0	0	0	0	0	0	0
Josh Stewart p	0	0	0	0	0	0	0	0	0
Totals	26	10	9	10	14	10	21	6	11

Score by Innings	1	2	3	4	5	6	7	R	H	E
McNeese	0	0	0	0	0	0	0	0	6	0
Texas A&M	2	1	0	1	1	0	5	10	9	1

Note: 2 outs, 0 runners LOB when the game ended.

E - TARGAC. DP - MCN 1. LOB - MCN 8; Aggies 11. 2B - Keeton, C.; SCHOTT. HR - LAVIOLETTE. HBP - Plowman, C., SF - BINDERUP. SB - Schneider, C; MONTGOMERY.

McNeese	ip	h	r	er	bb	so	ab	bf
Alexis Gravel	2.0	2	3	3	7	3	7	14
JT Moeller	3.0	5	2	2	4	13	15	
Brock Barthelemy	1.0	0	0	2	3	3	5	
Marcus Mott	0.1	2	5	3	0	3	6	
David Carr	0.1	0	0	0	0	0	1	

Win - SDAO (1-0). Loss - Gravel, A. (0-1). Save - None.
WP - Moeller, JT, Carr, D.; SDAO. HBP - by PEERY (Plowman, C.).

Umpires - HP: Matthew Wilbanks 1B: Ryan Broussard 2B: Seth Buckminster 3B: William Posey
Start: 1:02 PM Time: 2:51 Attendance: 5500
Weather: 51, Sunny
Gravel, A. faced 2 batters in the 3rd.
JACKSON faced 1 batter in the 7th.

2024 Texas A&M Baseball
McNeese at #7 Texas A&M
Feb 17, 2024 at B-CS, Texas (Blue Bell Park)

McNeese 1 (0-2)

Player	ab	r	h	rbi	bb	so	po	a	lob
DUHON rf	5	0	1	0	3	1	0	0	
Peyton LeJeune 3b	4	0	0	0	1	2	0	2	1
Grant Mangrum c	4	0	0	0	2	12	1	1	
Cooper Hext cf	4	0	0	0	2	1	0	0	
Brale Hollins 2b	4	0	2	0	1	2	2	0	
Chase Keeton 1b	3	0	1	0	1	7	0	0	
Parker Stroh dh	3	0	1	0	1	1	0	2	
Connor Westenburg lf	1	1	1	0	2	0	1	0	
Connor Schneider ss	4	0	0	0	2	0	1	6	
Cameron LeJeune p	0	0	0	0	0	0	1	0	
Ty Abraham p	0	0	0	0	0	0	1	0	
Caleb Strmiska p	0	0	0	0	0	0	0	0	
Totals	32	1	6	1	4	14	24	9	10

Texas A&M 6 (2-0)

Player	ab	r	h	rbi	bb	so	po	a	lob
Ted Burton dh	3	0	1	0	0	1	0	0	1
Kaeden Kent ph/dh	1	1	0	0	1	1	0	0	2
Jace LaViolette cf/lf	3	0	0	1	1	0	0	0	1
Braden Montgomery rf	4	0	2	0	1	1	0	0	0
Hayden Schott lf	3	0	1	0	0	1	0	0	0
Travis Chestnut pr/cf	0	1	0	0	0	0	0	0	0
Gavin Grahovac 3b	4	0	0	0	3	0	0	1	
Blake BINDERUP 1b	3	1	1	0	1	1	0	0	0
Ryan Targac 2b	4	2	1	0	0	0	3	1	
Kax Kauer c	2	0	1	0	1	1	1	1	0
Jackson Appel ph/c	0	1	0	0	2	0	3	0	0
Alli Camarillo ss	4	0	1	1	0	1	2	0	
Justin Lamkin p	0	0	0	0	0	0	0	0	0
Evan Aschenbeck p	0	0	0	0	0	0	0	0	0
Brock Peery p	0	0	0	0	0	0	0	0	0
Zane Badmaev p	0	0	0	0	0	0	1	0	0
Totals	31	6	8	5	5	11	27	10	7

Score by Innings	1	2	3	4	5	6	7	8	9	R	H	E
McNeese	0	0	0	0	0	0	1	0	0	1	6	1
Texas A&M	0	0	0	1	0	3	2	X		6	8	0

E - Hollins, B.(1). LOB - MCN 10; Aggies 7. 2B - MONTGOMERY(1); TARGAC(1); KAUFER. 3B - BINDERUP(1). HBP - Keeton, C.; Westenburg; SCHOTT. SB - CHESTNUT 2(2). CS - DUHON(1); MONTGOMERY(1).

McNeese	ip	h	r	er	bb	so	ab	bf
Cameron LeJeune	5.0	5	1	1	0	8	19	19
Ty Abraham	1.1	0	2	2	2	1	4	7
Caleb Strmiska	1.2	3	3	1	3	2	8	11

Texas A&M	ip	h	r	er	bb	so	ab	bf
Justin Lamkin	3.2	2	0	0	2	6	13	17
Evan Aschenbeck	2.2	3	1	1	0	4	11	11
Brock Peery	0.2	0	0	0	1	1	1	2
Zane Badmaev	2.0	1	0	0	1	3	7	8

Win - PEERY (1-0). Loss - Abraham, T. (0-1). Save - BADMAEV (1).
HBP - by LAMKIN (Keeton, C.); by LAMKIN (Westenburg); by Abraham, T. (SCHOTT).

Umpires - HP: William Posey 1B: Matthew Wilbanks 2B: Ryan Broussard 3B: Seth Buckminster
Start: 2:02 PM Time: 2:49 Attendance: 5818
Weather: 48, Windy/Partly Cloudy

2024 Texas A&M Baseball
Incarnate Word at #4 Texas A&M
Feb 20, 2024 at B-CS, TEXAS (BLUE BELL PARK)

Incarnate Word 3 (3-1)

Player	ab	r	h	rbi	bb	so	po	a	lob
Caley, Cameron dh	4	0	2	2	1	1	0	0	1
Crotte, Cameron 1b	3	0	0	0	0	1	7	1	3
Mendoza, Rey lf	4	1	1						

2024 BOX SCORES



2024 Texas A&M Baseball
Wagner at #4 Texas A&M
Feb 23, 2024 at B-CS, Texas (Blue Bell Park)



Wagner 2 (0-4)

Table with columns: Player, ab, r, h, rbi, bb, so, po, a, lob. Lists player stats for Wagner.

Texas A&M 17 (5-0)

Table with columns: Player, ab, r, h, rbi, bb, so, po, a, lob. Lists player stats for Texas A&M.

Score by Innings table for Wagner vs Texas A&M.

E - BELL(1), DP - WAGNER 1; Aggies 2. LOB - WAGNER 8; Aggies 5. 2B - SERRANO(1); LAVIOLETTE(1); CAMARILLO(1).

Wagner player stats table (ip, h, r, er, bb, so, ab, bf).

Texas A&M player stats table (ip, h, r, er, bb, so, ab, bf).

Win - PRAGER (2-0). Loss - WRIGHT (0-2). Save - None.
WP - BARRERA, HBP - by WILSON (KENNEY); by WILSON (BAKER), BK - TOPOREK 2(2); BARRERA.

Umpires - HP: Scott Cline 1B: Chuck Pack 2B: Jeff Wright 3B: Michael Carroll
Start: 6:02 PM Time: 3:00 Attendance: 5944
Weather: 75, Clear Skies



2024 Texas A&M Baseball
Wagner at #4 Texas A&M
Feb 24, 2024 at B-CS, Texas (Blue Bell Park)



Wagner 0 (0-5)

Table with columns: Player, ab, r, h, rbi, bb, so, po, a, lob. Lists player stats for Wagner.

Texas A&M 2 (6-0)

Table with columns: Player, ab, r, h, rbi, bb, so, po, a, lob. Lists player stats for Texas A&M.

Score by Innings table for Wagner vs Texas A&M.

E - MARTINEZ(1); HAYDEN(2), DP - WAGNER 2; Aggies 1. LOB - WAGNER 6; Aggies 8. 2B - GRAHOVAC(1); SCHOTT(3), HBP - LAVIOLETTE; APPEL, SB - APPEL(2).

Wagner player stats table (ip, h, r, er, bb, so, ab, bf).

Texas A&M player stats table (ip, h, r, er, bb, so, ab, bf).

Win - LAMKIN (1-0). Loss - HAYDEN (0-1). Save - ASCHENBECK (1).
WP - BILKA 2(2), HBP - by HAYDEN (LAVIOLETTE); by BURNETT (APPEL).

Umpires - HP: Chuck Pack 1B: Jeff Wright 2B: Michael Carroll 3B: Scott Cline
Start: 2:02 PM Time: 2:43 Attendance: 6187
Weather: 77, Clear Skies
LAMKIN faced 1 batter in the 6th.



2024 Texas A&M Baseball
Wagner at #4 Texas A&M
Feb 25, 2024 at B-CS, Texas (Blue Bell Park)



Wagner 2 (0-6)

Table with columns: Player, ab, r, h, rbi, bb, so, po, a, lob. Lists player stats for Wagner.

Texas A&M 21 (7-0)

Table with columns: Player, ab, r, h, rbi, bb, so, po, a, lob. Lists player stats for Texas A&M.

Score by Innings table for Wagner vs Texas A&M.

E - TORRES(2); SERRANO(2); CAMACHO(1); CUNNINGHAM, LOB - WAGNER 2; Aggies 7. 2B - KENT(1); GRAHOVAC(2); MONTGOMERY(2); J. JOHNSTON(1), 3B - LAVIOLETTE(1), HR - MONTGOMERY(3), TARGAC(1), HBP - TAVAREZ; BURTON; KENT.

Wagner player stats table (ip, h, r, er, bb, so, ab, bf).

Texas A&M player stats table (ip, h, r, er, bb, so, ab, bf).

Win - JONES (1-0). Loss - TAUDIN-CHABO (0-2). Save - None.
WP - TAUDIN-CHABO(1); MASICK(1), HBP - by TAUDIN-CHABO (BURTON); by TAUDIN-CHABO (KENT); by MORTON (TAVAREZ).

Umpires - HP: Jeff Wright 1B: Michael Carroll 2B: Scott Cline 3B: Chuck Pack
Start: 1:02 PM Time: 2:58 Attendance: 5201
Weather: 80, Windy
STANLEY faced 2 batters in the 2nd.
SHEDO faced 3 batters in the 5th.
GARCIA faced 1 batter in the 6th.
TOPOREK faced 3 batters in the 6th.



2024 Texas A&M Baseball
Lamar at #4 Texas A&M
Feb 27, 2024 at B-CS, Texas (Blue Bell Park)



Lamar 2 (5-3)

Table with columns: Player, ab, r, h, rbi, bb, so, po, a, lob. Lists player stats for Lamar.

Texas A&M 13 (8-0)

Table with columns: Player, ab, r, h, rbi, bb, so, po, a, lob. Lists player stats for Texas A&M.

Score by Innings table for Lamar vs Texas A&M.

E - KENT(2), DP - Aggies 1. LOB - LU 8; Aggies 6. 2B - GRAHOVAC(3); LAVIOLETTE(2); BURTON(2); CAMARILLO(2), HR - LAVIOLETTE(6); BURTON(2); APPEL(1), SH - KENT(1), SF - SCHOTT(1).

Lamar player stats table (ip, h, r, er, bb, so, ab, bf).

Texas A&M player stats table (ip, h, r, er, bb, so, ab, bf).

Win - W. MOSS (1-0). Loss - HAVARD (1-2). Save - None.
WP - CLEVELAND(1); MOSELEY(2); OCEGUERA; CORTEZ(2), BK - CLEVELAND(1), PB - BARD(1).

Umpires - HP: Joe Harris 1B: Scott Cline 2B: Doug Williams 3B: Seth Buckminster
Start: 6:02 PM Time: 2:29 Attendance: 5161
Weather: 79, Cloudy

2024 BOX SCORES



2024 Texas A&M Baseball Arizona State vs #7 Texas A&M Mar 01, 2024 at Arlington, Texas (Globe Life Field)



Arizona State 0 (5-4)

Table with columns: Player, ab, r, h, rbi, bb, so, po, a, lob. Rows include Williams, Harris lf, McLain, Nick rf, Campos, Ryan c, etc.

Texas A&M 4 (9-0)

Table with columns: Player, ab, r, h, rbi, bb, so, po, a, lob. Rows include Gavin Grahovac 3b, Jack Bell 3b, Jace LaViolette cf/lf, etc.

Score by Innings

Score by Innings table with columns 1-9, R, H, E. Texas A&M scores 4 runs in the 4th inning.

E - Burns, T.(1). LOB - ASU 4; TAMU 9. 2B - Mendoza, E.(1). HR - MONTGOMERY(4); SORRELL(1). HBP - MONTGOMERY 2. SB - BURTON(1); CAMARILLO(1).

Arizona State batting stats table with columns: ip, h, r, er, bb, so, ab, bf.

Texas A&M batting stats table with columns: ip, h, r, er, bb, so, ab, bf.

Win - PRAGER (3-0). Loss - Burns, T. (1-1). Save - ASCHENBECK (1). WP - Burns, T.(1); Fitzpatrick(1). HBP - by Burns, T. (MONTGOMERY); by Burns, T. (MONTGOMERY).

Umpires - HP: Chris Coskey 1B: Casey Moser 2B: Chris Griffin 3B: Jon Wolfe Start: 7:30 Time: 2:41 Attendance: 7273



2024 Texas A&M Baseball #7 Texas A&M vs Arizona State Mar 03, 2024 at Arlington, Texas (Globe Life Field)



Texas A&M 10 (11-0)

Table with columns: Player, ab, r, h, rbi, bb, so, po, a, lob. Rows include Gavin Grahovac 3b, Kaeden Kent 3b, Jace LaViolette cf/lf, etc.

Arizona State 5 (5-6)

Table with columns: Player, ab, r, h, rbi, bb, so, po, a, lob. Rows include Williams, Harris lf, Vu, Kien lf, McLain, Nick rf, etc.

Score by Innings

Score by Innings table with columns 1-9, R, H, E. Texas A&M scores 10 runs in the 8th inning.

E - KENT(3); BADMAEV(1). DP - ASU 1. LOB - TAMU 7; ASU 8. 2B - BARD(1); SORRELL(1); Campos, Ryan(4); Compton, B.(5); Ondina, S. 2(2). HR - MONTGOMERY(5). SF - Jackson, I.(2). SB - LAVIOLETTE(2); CAMARILLO(2); BELL(1).

Texas A&M batting stats table with columns: ip, h, r, er, bb, so, ab, bf.

Arizona State batting stats table with columns: ip, h, r, er, bb, so, ab, bf.

Win - BADMAEV (1-0). Loss - Meyer, Tyler (0-1). Save - None. WP - LAMKIN (2).

Umpires - HP: Mark Winters 1B: Mike Morris 2B: Chris Coskey 3B: Jeff Henrichs Start: 11:01 Time: 3:20 Attendance: 6516 SMITH faced 2 batters in the 9th.



2024 Texas A&M Baseball #7 Texas A&M vs USC Mar 02, 2024 at Arlington, Texas (Globe Life Field)



Texas A&M 9 (10-0)

Table with columns: Player, ab, r, h, rbi, bb, so, po, a, lob. Rows include Gavin Grahovac 3b, Jace LaViolette cf, Braden Montgomery rf, etc.

USC 3 (2-8)

Table with columns: Player, ab, r, h, rbi, bb, so, po, a, lob. Rows include Covarrubias, Abbriss ss, Galloway, Jacob c, Jackson, Ryan 2b, etc.

Score by Innings

Score by Innings table with columns 1-9, R, H, E. Texas A&M scores 9 runs in the 8th inning.

LOB - TAMU 13; USC 9. 2B - SCHOTT(4); APPEL(2); Lamb, A.(2); Harrison, K.(3). 3B - LAVIOLETTE(2). HR - GRAHOVAC(2). HBP - CAMARILLO; Covarrubias; Hedges, E.; SH - Galloway, J.(1). SF - TARGAC(1); Galloway, J.(2). SB - LAVIOLETTE(1); TARGAC(1); Covarrubias(2).

Texas A&M batting stats table with columns: ip, h, r, er, bb, so, ab, bf.

USC batting stats table with columns: ip, h, r, er, bb, so, ab, bf.

Win - W. MOSS (2-0). Loss - Stromborg (0-2). Save - None. HBP - by JONES (Hedges, E.); by JONES (Covarrubias); by Stromborg (CAMARILLO). BK - Blatter, B.(2).

Umpires - HP: Jeff Henrichs 1B: Mark Winters 2B: Mike Morris 3B: Chris Coskey Start: 2:01 Time: 3:48 Attendance: 10547

W. MOSS faced 1 batter in the 6th. Edwards, M. faced 2 batters in the 7th. Blatter, B. faced 2 batters in the 7th. Rizzo, G. faced 2 batters in the 8th.



2024 Texas A&M Baseball #7 Texas A&M at #24 Texas Mar 05, 2024 at Austin, Texas (UFCU DischFalk Field)



Texas A&M 9 (12-0)

Table with columns: Player, ab, r, h, rbi, bb, so, po, a, lob. Rows include Gavin Grahovac 3b, Jace LaViolette cf/lf, Braden Montgomery rf, etc.

Texas 2 (7-5)

Table with columns: Player, ab, r, h, rbi, bb, so, po, a, lob. Rows include Thomas cf, Powell 3b, Flores ss, etc.

Score by Innings

Score by Innings table with columns 1-9, R, H, E. Texas A&M scores 9 runs in the 10th inning.

E - BELL; Brown; Belyeu. DP - TAMU 2; UT 1. LOB - TAMU 9; UT 9. HR - MONTGOMERY; APPEL. HBP - GRAHOVAC; LAVIOLETTE. SH - Borba. SF - BURTON; Powell; O'Dowd.

Texas A&M batting stats table with columns: ip, h, r, er, bb, so, ab, bf.

Texas batting stats table with columns: ip, h, r, er, bb, so, ab, bf.

Win - ASCHENBECK (1-0). Loss - Witt (0-1). Save - None. WP - SDAO. HBP - by Witt (LAVIOLETTE); by Witt (GRAHOVAC).

Umpires - HP: Clint Fagan 1B: Micael Banks 2B: Clayton Hamm 3B: Joe Harris Start: 6:32 PM Time: 3:28 Attendance: 8060 CORTEZ faced 1 batter in the 4th.

2024 IIN REVIEW

2024 BOX SCORES



2024 Texas A&M Baseball Texas Southern at #4 Texas A&M Mar 06, 2024 at B-CS, Texas (Blue Bell Park)



Texas Southern 4 (4-10)

Table with columns: Player, ab, r, h, rbi, bb, so, po, a, lob. Rows include VIDATO cf, CROMER ph, HERRERA 2b, BUTLER pr, LAZO dh, MOLINA pr, JONES 3b, ALANIS 1b, C. CASTILLO ss, BURNS II lf, GOUDEAU c, FREDERICK rf, MALONE p, MARQUEZ p, A. CASTILLO p, ALFORD p, GARCIA p.

Texas A&M 7 (13-0)

Table with columns: Player, ab, r, h, rbi, bb, so, po, a, lob. Rows include Gavin Grahovac 3b, Jace LaViolette cf, Braden Montgomery rf, Hayden Schott dh, Ted Burton 1b, Jett Johnston lf, Caden Sorrell lf, Max Kauffer c, Jackson Appel pr/c, Ali Camarillo ss, Jack Bell 2b, Kaeden Kent 2b, Isaac Morton p, Brad Rudis p, Weston Moss p, Zane Badmaev p, Josh Stewart p, Brock Peery p, Peyton Smith p.

Score by Innings table for Texas Southern vs Texas A&M. Texas Southern: 0 0 0 0 0 2 1 0 1 4 7 0. Texas A&M: 0 0 0 1 0 3 3 3 X 7 5 0.

LOB - TSU 9; Aggies 11. 2B - KAUFER(2); HR - JONES(1); MONTGOMERY(7); SCHOTT(2); HBP - HERRERA; BURNS II; GRAHOVAC; LAVIOLETTE; BURTON. SB - BELL(2).

Table with columns: Texas Southern, ip, h, r, er, bb, so, ab, bf. Rows include MALONE, MARQUEZ, A. CASTILLO, ALFORD, GARCIA.

Table with columns: Texas A&M, ip, h, r, er, bb, so, ab, bf. Rows include Isaac Morton, Brad Rudis, Weston Moss, Zane Badmaev, Josh Stewart, Brock Peery, Peyton Smith.

Win - STEWART (1-0). Loss - A. CASTILLO (0-1). Save - None. WP - GARCIA(1); SMITH 2(2); HBP - by MORTON (HERRERA); by A. CASTILLO (LAVIOLETTE); by A. CASTILLO (BURTON); by STEWART (BURNS II); by GARCIA (GRAHOVAC). PB - KAUFER(1).

Umpires - HP: Jason Millsap 1B: Clayton Park 2B: Matthew Martinez 3B: Markanthony Edwards Start: 6:02 PM Time: 3:33 Attendance: 4720 Weather: 76, Partly Cloudy MALONE faced 2 batters in the 5th.



2024 Texas A&M Baseball Rhode Island at #4 Texas A&M Mar 08, 2024 at B-CS, Texas (Blue Bell Park)



Rhode Island 0 (2-8)

Table with columns: Player, ab, r, h, rbi, bb, so, po, a, lob. Rows include MORONEY ss, TORO ph, PERRON 2b/lf, HENSCHEL lf, ANDERSON 1b, BORRELLI 1b, DEPINO 3b, GENTHER rf, LEVIN lf, KING 2b, HOPKO dh, R. BUTLER c, MCKENZIE cf, GROTYOHANN p, HSU p, SABBATH p, MAHAN p, FOSTER p.

Texas A&M 11 (14-0)

Table with columns: Player, ab, r, h, rbi, bb, so, po, a, lob. Rows include Gavin Grahovac 3b, Jack Bell ph/3b, Jace LaViolette cf, Justin Vossos ph/2b, Braden Montgomery rf, Jett Johnston ph/lf, Hayden Schott lf, Caden Sorrell lf/rf, Ted Burton 1b, Blake Binderup 1b, Jackson Appel c, Max Kauffer c, Hank Bard dh, Ali Camarillo ss, Kaeden Kent ph/ss, Travis Chestnut 2b/cf, Ryan Prager p, Brett Antolick p, Eldridge Armstrong p.

Score by Innings table for Rhode Island vs Texas A&M. Rhode Island: 0 0 0 0 0 0 0 0 0 0 2 2. Texas A&M: 1 4 2 1 1 0 1 1 X 11 12 1.

E - MORONEY; GROTYOHANN; CAMARILLO. LOB - URI 3; Aggies 11. 2B - GRAHOVAC; BELL; MONTGOMERY; BURTON; KENT; CHESTNUT. 3B - SORRELL. HR - GRAHOVAC; LAVIOLETTE. HBP - GRAHOVAC; KAUFER. SB - MONTGOMERY; BURTON; CHESTNUT.

Table with columns: Rhode Island, ip, h, r, er, bb, so, ab, bf. Rows include GROTYOHANN, HSU, SABBATH, MAHAN, FOSTER.

Table with columns: Texas A&M, ip, h, r, er, bb, so, ab, bf. Rows include Ryan Prager, Brett Antolick, Eldridge Armstrong.

Win - PRAGER (4-0). Loss - GROTYOHANN (0-3). Save - None. WP - SABBATH. HBP - by GROTYOHANN (GRAHOVAC); by MAHAN (KAUFER).

Umpires - HP: Brandon Cooper 1B: David Soucy 2B: David Savage 3B: Hank Himmanen Start: 6:02 PM Time: 3:05 Attendance: 5480 Weather: 73, Partly Cloudy



2024 Texas A&M Baseball Rhode Island at #4 Texas A&M Mar 09, 2024 at B-CS, Texas (Blue Bell Park)



Rhode Island 0 (2-9)

Table with columns: Player, ab, r, h, rbi, bb, so, po, a, lob. Rows include MORONEY ss, GROTYOHANN ph, PERRON 2b/ss, ANDERSON 1b, DEPINO 3b, GENTHER lf, KING dh/2b, HOPKO lf, TORO c, MCKENZIE cf, E. MALONEY p, KOPETSKI p, HEON p, JONES p.

Texas A&M 6 (15-0)

Table with columns: Player, ab, r, h, rbi, bb, so, po, a, lob. Rows include Gavin Grahovac 3b, Jace LaViolette cf, Braden Montgomery rf, Hayden Schott dh, Ted Burton 1b, Jackson Appel c, Caden Sorrell lf, Ali Camarillo ss, Travis Chestnut 2b, Tanner Jones p, Brad Rudis p, Zane Badmaev p, Chris Cortez p.

Score by Innings table for Rhode Island vs Texas A&M. Rhode Island: 0 0 0 0 0 0 0 0 0 0 5 1. Texas A&M: 3 0 0 2 1 0 0 0 X 6 5 0.

E - E. MALONEY(1). DP - Aggies 1, LOB - URI 5; Aggies 10. 2B - ANDERSON(2); GENTHER(3); HOPKO(1); MONTGOMERY(4); SCHOTT(5); CHESTNUT(2); HBP - BURTON; CAMARILLO. SH - CHESTNUT(1). SB - BURTON 2(4). CS - PERRON(1).

Table with columns: Rhode Island, ip, h, r, er, bb, so, ab, bf. Rows include E. MALONEY, KOPETSKI, HEON, JONES.

Table with columns: Texas A&M, ip, h, r, er, bb, so, ab, bf. Rows include Tanner Jones, Brad Rudis, Zane Badmaev, Chris Cortez.

Win - RUDIS (1-0). Loss - E. MALONEY (0-1). Save - None. HBP - by HEON (BURTON); by JONES (CAMARILLO). PB - TORO(2); APPEL(1).

Umpires - HP: David Soucy 1B: David Savage 2B: Hank Himmanen 3B: Brandon Cooper Start: 2:02 PM Time: 3:04 Attendance: 5964 Weather: 60, Cloudy KOPETSKI faced 2 batters in the 4th.



2024 Texas A&M Baseball Rhode Island at #4 Texas A&M Mar 10, 2024 at B-CS, Texas (Blue Bell Park)



Rhode Island 11 (2-10)

Table with columns: Player, ab, r, h, rbi, bb, so, po, a, lob. Rows include MORONEY ss, PERRON 2b, ANDERSON 1b, DEPINO 3b, GENTHER rf, KING dh, HOPKO lf, BORRELLI c, MCKENZIE cf, TORO ph, HENSCHEL pr/cf, SPOSATO p, C. MALONEY p, FERNANDEZ p, KOPETSKI p, HUGHES p, HEON p, HSU p.

Texas A&M 12 (16-0)

Table with columns: Player, ab, r, h, rbi, bb, so, po, a, lob. Rows include Gavin Grahovac 3b, Jace LaViolette cf, Braden Montgomery rf, Hayden Schott lf, Ted Burton 1b, Jackson Appel dh/c, Hank Bard c, Max Kauffer c, Caden Sorrell ph, Evan Aschenbeck p, Ali Camarillo ss, Kaeden Kent 2b, Justin Lamkin p, Luke Jackson p, Weston Moss p, Brock Peery p, Shane Sdao p, Josh Stewart p.

Score by Innings table for Rhode Island vs Texas A&M. Rhode Island: 0 0 0 0 0 3 8 0 0 0 11 9 1. Texas A&M: 1 0 2 3 1 0 1 1 2 1 12 15 2.

Note: 2 outs, 2 runners LOB when the game ended.

E - SPOSATO; GRAHOVAC; KAUFER. LOB - URI 4; Aggies 17. 2B - BORRELLI; MONTGOMERY; BURTON; CAMARILLO. HR - MORONEY; ANDERSON; GENTHER; BURTON. HBP - KING; GRAHOVAC; LAVIOLETTE; APPEL 2. SF - DEPINO. SB - PERRON; APPEL; CAMARILLO. Reached on CI - MORONEY.

Table with columns: Rhode Island, ip, h, r, er, bb, so, ab, bf. Rows include SPOSATO, C. MALONEY, FERNANDEZ, KOPETSKI, HUGHES, HEON, HSU.

Table with columns: Texas A&M, ip, h, r, er, bb, so, ab, bf. Rows include Justin Lamkin, Luke Jackson, Weston Moss, Brock Peery, Shane Sdao, Josh Stewart, Evan Aschenbeck.

Win - ASCHENBECK (2-0). Loss - HEON (0-1). Save - None. WP - C. MALONEY 2. HBP - by FERNANDEZ (APPEL); by W. MOSS (KING); by HUGHES (APPEL); by HUGHES (LAVIOLETTE); by HEON (GRAHOVAC). CI - KAUFER.

Umpires - HP: David Savage 1B: Hank Himmanen 2B: Brandon Cooper 3B: David Soucy Start: 2:02 PM Time: 4:30 Attendance: 5857 Weather: 66, Sunny W. MOSS faced 3 batters in the 7th.

2024 IIN REVIEW

2024 BOX SCORES



2024 Texas A&M Baseball Sam Houston at #3 Texas A&M Mar 12, 2024 at B-CS, Texas (Blue Bell Park)



Sam Houston 8 (11-6)

Table with columns: Player, ab, r, h, rbi, bb, so, po, a, lob. Rows include LOYD 2b, JANEK c, LOTT rf, etc.

Texas A&M 9 (17-0)

Table with columns: Player, ab, r, h, rbi, bb, so, po, a, lob. Rows include Gavin Grahovac 3b, Jace LaViolette cf, etc.

Score by Innings table showing runs, hits, errors for Sam Houston and Texas A&M.

Note: 1 out, 3 runners LOB when the game ended.

E - J. DAVID; MARTINEZ. LOB - SHSU 10; Aggies 11. 2B - J. DAVID; GRAHOVAC; LAVIOLETTE; MONTGOMERY; KENT. HR - JANEK; LOTT; GRAHOVAC; LAVIOLETTE 2. HBP - APPEL. SH - MARTINEZ. SB - AUTREY; COTTON.

Sam Houston batting stats table with columns: ip, h, r, er, bb, so, ab, bf.

Texas A&M batting stats table with columns: ip, h, r, er, bb, so, ab, bf.

Win - CORTEZ (2-0). Loss - C. DAVID (1-2). Save - Neone. WP - JACKSON. HBP - by C. DAVID (APPEL).

Umpires - HP: Wes Hamilton 1B: Doug Williams 2B: John Perez 3B: Clint Fagan Start: 6:02 PM Time: 3:31 Attendance: 7342 Weather: 76, Cloudy MORTON faced 1 batter in the 3rd.



2024 Texas A&M Baseball #4 Texas A&M at #8 Florida Mar 15, 2024 at Gainesville, Fla. (Condron Ballpark)



Texas A&M 6 (17-1,0-1 SEC)

Table with columns: Player, ab, r, h, rbi, bb, so, po, a, lob. Rows include Gavin Grahovac 3b, Jace LaViolette cf, etc.

Florida 8 (11-6,1-0 SEC)

Table with columns: Player, ab, r, h, rbi, bb, so, po, a, lob. Rows include Kurland 2b, Caglianone 1b, etc.

Score by Innings table showing runs, hits, errors for Texas A&M and Florida.

LOB - Texas A&M 4; Florida 8. 2B - CAMARILLO(4); Shelton(3); Thomas(3). HR - GRAHOVAC(5); APPEL(3); Kurland(4); Caglianone 2(7); Shelton(10); Shelnut(6). HBP - SCHOTT; APPEL; Heyman. SB - CAMARILLO(4).

Texas A&M batting stats table with columns: ip, h, r, er, bb, so, ab, bf.

Florida batting stats table with columns: ip, h, r, er, bb, so, ab, bf.

Win - Fisher (2-1). Loss - CORTEZ (2-1). Save - Neely (1). HBP - by Fisher (SCHOTT); by PRAGER (Heyman); by Neely (APPEL).

Umpires - HP: Jeff Head 1B: Seth Buckminster 2B: Javerro January 3B: Clint Lawson Start: 6:32 PM Time: 2:34 Attendance: 5863 RUDIS faced 2 batters in the 8th.



2024 Texas A&M Baseball #4 Texas A&M at #8 Florida Mar 16, 2024 at Gainesville, Fla. (Condron Ballpark)



Texas A&M 10 (18-1,1-1 SEC)

Table with columns: Player, ab, r, h, rbi, bb, so, po, a, lob. Rows include Gavin Grahovac 3b, Jace LaViolette cf, etc.

Florida 6 (11-7,1-1 SEC)

Table with columns: Player, ab, r, h, rbi, bb, so, po, a, lob. Rows include Kurland 2b, Caglianone 1b, etc.

Score by Innings table showing runs, hits, errors for Texas A&M and Florida.

DP - Texas A&M 1; Florida 1. LOB - Texas A&M 8; Florida 12. 2B - GRAHOVAC(6); Shelton(4); Evans(3); Shelnut 2(7); Thomas(4). 3B - APPEL(1). HR - GRAHOVAC(6); LAVIOLETTE(10); MONTGOMERY(8); Heyman(5). HBP - LAVIOLETTE; Kurland; Garrison. SF - Russell(1).

Texas A&M batting stats table with columns: ip, h, r, er, bb, so, ab, bf.

Florida batting stats table with columns: ip, h, r, er, bb, so, ab, bf.

Win - ASCHENBECK (3-0). Loss - Peterson (1-2). Save - SDAO (1). WP - Satin(2). HBP - by Peterson (LAVIOLETTE); by JONES (Kurland); by SDAO (Garrison).

Umpires - HP: Seth Buckminster 1B: Javerro January 2B: Clint Lawson 3B: Jeff Head Start: 6:32 PM Time: 3:23 Attendance: 6541 Peterson faced 3 batters in the 3rd. Philpott faced 2 batters in the 3rd. Menendez faced 3 batters in the 9th.



2024 Texas A&M Baseball #4 Texas A&M at #8 Florida Mar 17, 2024 at Gainesville, Fla. (Condron Ballpark)



Texas A&M 2 (18-2,1-2 SEC)

Table with columns: Player, ab, r, h, rbi, bb, so, po, a, lob. Rows include Gavin Grahovac 3b, Jace LaViolette cf, etc.

Florida 4 (12-7,2-1 SEC)

Table with columns: Player, ab, r, h, rbi, bb, so, po, a, lob. Rows include Kurland 2b, Caglianone p/dh, etc.

Score by Innings table showing runs, hits, errors for Texas A&M and Florida.

E - Kurland(4). LOB - Texas A&M 11; Florida 6. 2B - Shelnut(8). HR - MONTGOMERY(9); Heyman(6); Shelnut(7). HBP - CAMARILLO; Shelton; Guy. CS - LAVIOLETTE(1); APPEL(1).

Texas A&M batting stats table with columns: ip, h, r, er, bb, so, ab, bf.

Florida batting stats table with columns: ip, h, r, er, bb, so, ab, bf.

Win - Neely (1-0). Loss - STEWART (1-1). Save - McNeillie (1). HBP - by LAMKIN (Guy); by LAMKIN (Shelton); by Neely (CAMARILLO).

Umpires - HP: Javerro January 1B: Clint Lawson 2B: Jeff Head 3B: Seth Buckminster Start: 1:02 PM Time: 2:48 Attendance: 6110 STEWART faced 1 batter in the 8th.

2024 IIN REVIEW

2024 BOX SCORES



2024 Texas A&M Baseball Prairie View A&M at #7 Texas A&M Mar 20, 2024 at B-CS, Texas (Blue Bell Park)



Prairie View A&M 9 (11-12)

Texas A&M 11 (19-2)

Player	ab	r	h	rbi	bb	so	po	a	lob
M. SMITH rf	4	1	1	4	1	0	5	0	0
WEISS cf	3	1	0	1	2	9	0	1	
BURROUGHS lf	4	1	1	0	1	3	0	4	
JONAS 1b	5	1	2	0	0	2	1	0	
NORRIS dh	4	1	1	3	1	2	0	0	
PARKER 3b	5	0	1	1	0	2	0	0	
LATHON c	3	2	0	0	2	1	2	0	
L. ALLEN ss	2	2	1	0	3	1	3	0	
DAVILA 2b	2	0	1	0	0	1	0	1	
BATTEY p	0	0	0	0	0	0	0	0	
MENDOZA p	0	0	0	0	0	0	0	0	
AGUADO p	0	0	0	0	0	0	0	0	
BRAVO p	0	0	0	0	0	0	0	0	
Totals	32	9	8	9	9	12	24	2	9

Player	ab	r	h	rbi	bb	so	po	a	lob
Gavin Grahovac 3b	5	1	1	1	1	0	0	3	2
Jace LaViolette cf	5	2	2	3	1	0	0	0	2
Braden Montgomery p/dh	2	2	1	1	3	0	0	0	0
Ted Burton 1b	2	1	1	0	3	7	4	0	
Hayden Schott rf	5	0	1	1	0	1	1	0	4
Caden Sorrell pr/lf	0	1	0	0	0	0	0	0	0
Jett Johnston lf	4	0	1	0	1	0	1	0	0
Alli Camarillo ss	5	1	2	2	0	0	2	4	
Kaeden Kent 2b	5	1	1	0	0	1	3	1	0
Max Kaufner c	2	1	1	2	1	0	8	0	0
Jackson Appel ph/c	1	1	1	1	1	0	4	0	0
Zane Badmaev p	0	0	0	0	0	1	1	0	
Brett Antolick p	0	0	0	0	0	0	0	0	
Brad Rudis p	0	0	0	0	0	0	0	0	
Brock Peery p	0	0	0	0	0	1	1	0	
Isaac Morton p	0	0	0	0	0	1	0	0	
Totals	36	11	12	11	11	2	27	12	12

Score by Innings

	1	2	3	4	5	6	7	8	9	R	H	E
Prairie View A&M	3	1	1	2	0	0	2	0	0	9	8	2
Texas A&M	2	3	0	0	0	1	0	5	X	11	12	0

E - WEISS; MENDOZA. LOB - PVAMU 9; Aggies 12. 2B - SCHOTT; CAMARILLO; APPEL. HR - M. SMITH; NORRIS; LaVIOLETTE 2; MONTGOMERY; KAUFNER. HBP - DAVILA. SH - WEISS; DAVILA 2. SB - WEISS; JONAS; L. ALLEN; DAVILA; MONTGOMERY; BURTON.

Prairie View A&M

Player	ip	h	r	er	bb	so	ab	bf
BATTEY	2.0	4	5	5	4	1	10	14
MENDOZA	3.2	4	1	1	4	0	15	19
AGUADO	1.1	0	2	2	3	1	4	7
BRAVO	1.0	4	3	3	0	0	7	7

Texas A&M

Player	ip	h	r	er	bb	so	ab	bf
Braden Montgomery	1.0	1	4	4	4	1	4	8
Zane Badmaev	1.2	2	1	1	0	3	6	7
Brett Antolick	1.0	3	2	2	1	0	5	7
Brad Rudis	0.2	1	0	0	3	1	3	6
Brock Peery	2.0	1	2	2	1	3	7	9
Isaac Morton	2.2	0	0	0	0	4	7	8

Win - MORTON (1-0). Loss - BRAVO (3-1). Save - None.
WP - MONTGOMERY. HBP - by PEERY (DAVILA). PB - KAUFNER.

Umpires - HP: Charles Busse 1B: Michael Banks 2B: Joe Harris 3B: Cole Lump
Start: 6:02 PM Time: 3:20 Attendance: 4547
Weather: 69, Cloudy
MONTGOMERY faced 2 batters in the 2nd.
AGUADO faced 2 batters in the 8th.



2024 Texas A&M Baseball #21 Mississippi State at #7 Texas A&M Mar 21, 2024 at B-CS, Texas (Blue Bell Park)



Mississippi State 3 (16-7,2-2 SEC)

Texas A&M 6 (20-2,2-2 SEC)

Player	ab	r	h	rbi	bb	so	po	a	lob
LARRY dh	5	0	1	0	0	2	0	0	0
MERSHON 2b	4	1	1	0	3	2	3	2	
JORDAN rf	4	0	1	0	0	3	0	0	0
HINES 1b	4	1	2	2	0	1	6	2	1
HUJSAK cf	4	0	1	0	0	3	0	2	
DOWNES lf	4	0	0	0	1	2	0	0	
KOHLER 3b	4	0	0	0	1	1	1	1	
LONG c	2	1	1	0	1	0	7	0	
CHANCE ph	1	0	1	0	0	0	0	0	
CUPP ss	3	0	0	0	0	1	2	2	
SIARY p	0	0	0	0	0	0	0	0	
STEVENS p	0	0	0	0	0	1	2	0	
Totals	35	3	8	3	12	24	10	7	

Player	ab	r	h	rbi	bb	so	po	a	lob
Gavin Grahovac 3b	4	2	2	5	0	1	0	0	0
Jace LaViolette cf	4	0	0	0	0	1	3	0	0
Braden Montgomery rf	4	0	2	0	0	1	1	0	0
Jackson Appel c	3	0	1	0	0	1	11	0	0
Ted Burton 1b	3	1	1	0	0	1	8	0	0
Hayden Schott lf	3	1	1	0	0	1	1	0	0
Hank Bard dh	2	1	0	0	1	0	0	0	0
Alli Camarillo ss	3	1	1	1	0	0	1	3	0
Kaeden Kent 2b	1	0	0	0	0	1	2	0	
Ryan Targac ph/2b	2	0	0	0	0	2	1	0	
Ryan Prager p	0	0	0	0	0	0	0	0	
Josh Stewart p	0	0	0	0	0	0	0	0	
Evan Aschenbeck p	0	0	0	0	0	0	0	0	
Totals	29	6	8	6	1	7	27	8	0

Score by Innings

	1	2	3	4	5	6	7	8	9	R	H	E
Mississippi State	0	0	2	0	0	0	0	1	0	3	8	0
Texas A&M	1	0	0	0	5	0	0	0	X	6	8	1

E - GRAHOVAC(2). DP - MSU 1; Aggies 1. LOB - MSU 7. 2B - HUJSAK(7). HR - HINES(5); GRAHOVAC 2(8). SH - CUPP(5). CS - MONTGOMERY(2).

Mississippi State

Player	ip	h	r	er	bb	so	ab	bf
SIARY	4.0	2	2	2	0	4	14	14
STEVENS	4.0	6	4	4	1	3	15	16

Texas A&M

Player	ip	h	r	er	bb	so	ab	bf
Ryan Prager	6.1	4	2	0	1	8	24	26
Josh Stewart	1.1	3	1	1	0	3	7	7
Evan Aschenbeck	1.1	1	0	0	0	1	4	4

Win - PRAGER (5-0). Loss - STEVENS (2-1). Save - ASCHENBECK (3).
WP - PRAGER(1); ASCHENBECK(1).

Umpires - HP: Brandon Bennett 1B: David Savage 2B: Morris Hodges 3B: Jason Johnson
Start: 6:32 PM Time: 2:34 Attendance: 4776
Weather: 63, Overcast
SIARY faced 1 batter in the 5th.



2024 Texas A&M Baseball #21 Mississippi State at #7 Texas A&M Mar 22, 2024 at B-CS, Texas (Blue Bell Park)



Mississippi State 5 (17-7,3-2 SEC)

Texas A&M 1 (20-3,2-3 SEC)

Player	ab	r	h	rbi	bb	so	po	a	lob
LARRY 2b	4	1	1	0	0	1	2	3	3
MERSHON ss	4	1	2	0	0	1	4	2	0
JORDAN rf	5	0	1	0	0	1	3	0	0
HINES 1b	3	1	3	3	2	0	2	0	
HUJSAK cf	5	1	2	0	0	2	0	5	
DOWNES lf	5	1	1	0	0	3	5	5	
KOHLER 3b	5	0	0	1	0	1	1	0	
CHANCE dh	3	0	0	1	0	0	0	0	
STEVENS dh/ph	0	0	0	0	1	0	0	0	
LONG c	3	0	1	0	2	0	8	1	
STEPHEN p	0	0	0	0	0	0	0	0	
SCHUELKE p	0	0	0	0	0	0	0	0	
DAVIS p	0	0	0	0	0	0	0	0	
Totals	37	5	11	5	5	7	27	5	14

Player	ab	r	h	rbi	bb	so	po	a	lob
Gavin Grahovac 3b	4	0	1	0	0	2	1	1	1
Jace LaViolette cf	4	0	0	0	0	0	2	0	0
Braden Montgomery rf	3	0	0	0	1	1	4	0	0
Jackson Appel c	4	1	1	0	0	0	7	0	1
Ted Burton 1b	2	0	1	0	2	0	8	1	0
Hayden Schott lf	3	0	0	0	1	0	1	0	1
Hank Bard dh	3	0	0	0	2	0	0	0	0
Jett Johnston ph	1	0	0	0	1	0	0	0	0
Alli Camarillo ss	4	0	2	1	0	1	1	3	2
Kaeden Kent 2b	2	0	0	0	0	0	1	2	2
Jack Bell ph/2b	1	0	0	0	1	1	1	0	
Tanner Jones p	0	0	0	0	0	0	1	0	
Shane Sdao p	0	0	0	0	0	0	0	0	
Brock Peery p	0	0	0	0	0	0	0	0	
Weston Moss p	0	0	0	0	0	0	1	0	
Peyton Smith p	0	0	0	0	0	0	0	0	
Totals	31	1	5	1	4	8	27	9	7

Score by Innings

	1	2	3	4	5	6	7	8	9	R	H	E
Mississippi State	0	0	0	0	5	0	0	0	0	5	11	0
Texas A&M	0	1	0	0	0	0	0	0	0	1	5	1

E - CAMARILLO. DP - MSU 1. LOB - MSU 14; Aggies 7. 2B - APPEL. HR - HINES. HBP - LARRY 2. SH - MERSHON. SF - CHANCE.

Mississippi State

Player	ip	h	r	er	bb	so	ab
--------	----	---	---	----	----	----	----

2024 BOX SCORES



2024 Texas A&M Baseball
Houston Christian at #4 Texas A&M
Mar 26, 2024 at B-CS, Texas (Blue Bell Park)



Houston Christian 3 (7-17)

Player statistics for Houston Christian: BENJAMIN cf, ROOPER 2b, JEWELL rf, T. LARUE 3b, D. LARUE c, HALLIGAN 1b, EDWARDS dh, FRINNER ph, HODGE ss, BAKER lf, CORONEL p, FELTMAN p, LOPEZ p, DAGLEY p, SHOFFNER p, N. WILSON p, MAXWELL p, KIRKPATRICK p, GILLEY p

Texas A&M 6 (22-3)

Player statistics for Texas A&M: Gavin Grahovac 3b, Jace LaViolette cf, Braden Montgomery rf, Ted Burton 1b, Hayden Schott dh, Caden Sorrell lf, Ali Camarillo ss, Ryan Targac 2b, Brock Peery p, Max Kauffer c, Jackson Appel c, Luke Jackson p, Chris Cortez p, Isaac Morton p, Brad Rudis p, Shane Sdao p, Brock Peery p, Josh Stewart p

Score by Innings table for Houston Christian vs Texas A&M

E - HODGE(11), LOB - HCU 7; Aggies 12. HBP - JEWELL; T. LARUE; D. LARUE; KAUFER. SF - BAKER(1), SB - BURTON(6); APPEL(4).

Player statistics for Houston Christian: CORONEL, FELTMAN, LOPEZ, DAGLEY, SHOFFNER, N. WILSON, MAXWELL, KIRKPATRICK, GILLEY

Player statistics for Texas A&M: Luke Jackson, Chris Cortez, Isaac Morton, Brad Rudis, Shane Sdao, Brock Peery, Josh Stewart

Win - CORTEZ (3-1). Loss - CORONEL (0-2). Save - None. WP - DAGLEY(1); STEWART(1), HBP - by MORTON (JEWELL); by MORTON (T. LARUE); by LOPEZ (KAUFER); by PEERY (D. LARUE).

Umpires - HP: Doug Williams 1B: Michael Dorantes 2B: Michael Banks 3B: Joe Harris
Start: 6:02 PM Time: 3:00 Attendance: 4784
Weather: 62, Clear Skies
CORONEL faced 2 batters in the 3rd.
MAXWELL faced 1 batter in the 8th.



2024 Texas A&M Baseball
#21 Auburn at #4 Texas A&M
Mar 29, 2024 at B-CS, Texas (Blue Bell Park)



Auburn 8 (16-10,1-7 SEC)

Player statistics for Auburn: MANERS dh, HALL ph, WEISS ss, MILLER ph, IRISH c/rf, McMURRAY 1b, STANFIELD cf, HERNANDEZ 2b, BELVEU lf, PEIRCE rf, WRIGHT c, FABIAN 3b, FREEMAN ph, GREEN 3b, ALLSUP p, TILLY p, ARMSTRONG p, PETROVIC p, SCHORR p

Texas A&M 12 (24-3,5-3 SEC)

Player statistics for Texas A&M: Gavin Grahovac 3b, Jace LaViolette cf, Braden Montgomery rf, Jackson Appel c, Ted Burton 1b, Hayden Schott dh, Hank Bard ph, Ali Camarillo ss, Caden Sorrell lf, Ryan Targac 2b, Kaeden Kent 2b, Tanner Jones p, Weston Moss p, Brad Rudis p, Shane Sdao p, Peyton Smith p, Brock Peery p

Score by Innings table for Auburn vs Texas A&M

E - HERNANDEZ(3); TARGAC(2), DP - Aggies 1. LOB - AUBURN 8; Aggies 8. 2B - IRISH(8); McMURRAY(8); GRAHOVAC(8); MONTGOMERY(7); APPEL(6); BURTON(5); TARGAC(2), HR - IRISH(10); McMURRAY(11); LaVIOLETTE(13); MONTGOMERY 2(15); CAMARILLO(2); SORRELL(3), HBP - HALL; HERNANDEZ, SF - CAMARILLO(1).

Player statistics for Auburn: ALLSUP, TILLY, ARMSTRONG, PETROVIC, SCHORR

Player statistics for Texas A&M: Tanner Jones, Weston Moss, Brad Rudis, Shane Sdao, Peyton Smith, Brock Peery

Win - JONES (2-1). Loss - ALLSUP (1-2). Save - None. HBP - by SMITH (HALL); by PEERY (HERNANDEZ).

Umpires - HP: Stephen Hagan 1B: Kevin Sweeney 2B: Hank Himmanen 3B: Jeff Head
Start: 6:02 PM Time: 3:24 Attendance: 6664
Weather: 72, Partly Cloudy
JONES faced 2 batters in the 6th.
W. MOSS faced 3 batters in the 6th.
TILLY faced 4 batters in the 6th.



2024 Texas A&M Baseball
#21 Auburn at #4 Texas A&M
Mar 28, 2024 at B-CS, Texas (Blue Bell Park)



Auburn 7 (16-9,1-6 SEC)

Player statistics for Auburn: WEISS ss, IRISH c, PEIRCE rf, McMURRAY 1b, STANFIELD cf, MANERS lf, WRIGHT dh, GREEN 3b, HERNANDEZ 2b, McBRIDE p, CARLSON p, BAUMAN p, WATTS p

Texas A&M 9 (23-3,4-3 SEC)

Player statistics for Texas A&M: Gavin Grahovac 3b, Jace LaViolette cf, Braden Montgomery rf, Jackson Appel c, Ted Burton 1b, Hayden Schott dh, Ryan Targac 2b, Kaeden Kent 2b, Ali Camarillo ss, Chris Cortez p, Ryan Prager p, Chris Cortez p, Josh Stewart p, Evan Aschenbeck p

Score by Innings table for Auburn vs Texas A&M

E - CAMARILLO(4); STEWART(1), LOB - AUBURN 3; Aggies 8. 2B - STANFIELD(5); HERNANDEZ(2); GRAHOVAC(7); LaVIOLETTE(6); SORRELL(3), HR - IRISH(9); MANERS(6); MONTGOMERY(13); SCHOTT(3), HBP - MONTGOMERY; APPEL, SF - APPEL(1); SCHOTT(3), SB - BURTON(7), CS - WEISS(3); HERNANDEZ(1).

Player statistics for Auburn: McBRIDE, CARLSON, BAUMAN, WATTS

Player statistics for Texas A&M: Ryan Prager, Chris Cortez, Josh Stewart, Evan Aschenbeck

Win - ASCHENBECK (4-0). Loss - CARLSON (2-1). Save - None. HBP - by BAUMAN (MONTGOMERY); by BAUMAN (APPEL).

Umpires - HP: Jeff Head 1B: Stephen Hagan 2B: Kevin Sweeney 3B: Hank Himmanen
Start: 6:02 PM Time: 3:13 Attendance: 6466
Weather: 74, Sunny
McBRIDE faced 3 batters in the 4th.
CORTEZ faced 3 batters in the 6th.
STEWART faced 1 batter in the 6th.
CARLSON faced 1 batter in the 6th.



2024 Texas A&M Baseball
#21 Auburn at #4 Texas A&M
Mar 30, 2024 at B-CS, Texas (Blue Bell Park)



Auburn 9 (16-11,1-8 SEC)

Player statistics for Auburn: WEISS ss, IRISH dh, McMURRAY 1b, STANFIELD cf, HERNANDEZ 2b/lf, MANERS lf, MILLER ph/3b, PEIRCE rf, BELVEU ph, HALL ph, WRIGHT c, STRICKLIN c, BELVEU ph, FABIAN 3b/2b, GONZALEZ p, CANNON p, MYERS p, CARLSON p, BAUMAN p, ARMSTRONG p, TILLY p, SCHORR p

Texas A&M 10 (25-3,6-3 SEC)

Player statistics for Texas A&M: Gavin Grahovac 3b, Jace LaViolette cf, Braden Montgomery rf, Jackson Appel c, Ted Burton 1b, Hayden Schott dh, Travis Chestnut pr, Hank Bard ph, Ali Camarillo ss, Caden Sorrell lf, Ryan Targac 2b, Justin Lankin p, Brad Rudis p, Chris Cortez p, Shane Sdao p, Josh Stewart p, Evan Aschenbeck p, Weston Moss p

Score by Innings table for Auburn vs Texas A&M

E - GREEN(2), DP - AUBURN 2, LOB - AUBURN 11; Aggies 15. 2B - WEISS(7); GRAHOVAC(9); MONTGOMERY(8); TARGAC(3), HR - MILLER(2); GREEN(2); HALL(5); GRAHOVAC(9); MONTGOMERY(16), HBP - STRICKLIN; SCHOTT, SH - GREEN(1), SF - McMURRAY(2), SB - CAMARILLO(5); SORRELL(1).

Player statistics for Auburn: GONZALEZ, CANNON, MYERS, CARLSON, BAUMAN, ARMSTRONG, TILLY, SCHORR

Player statistics for Texas A&M: Justin Lankin, Brad Rudis, Chris Cortez, Shane Sdao, Josh Stewart, Evan Aschenbeck, Weston Moss

Win - W. MOSS (3-0). Loss - SCHORR (0-1). Save - None. WP - SDAO(3), HBP - by LANKIN (STRICKLIN); by BAUMAN (SCHOTT).

Umpires - HP: Kevin Sweeney 1B: Hank Himmanen 2B: Jeff Head 3B: Stephen Hagan
Start: 7:02 PM Time: 4:46 Attendance: 6484
Weather: 75, Overcast
CORTEZ faced 3 batters in the 8th.
MYERS faced 1 batter in the 8th.
BAUMAN faced 1 batter in the 8th.
SDAO faced 1 batter in the 9th.

2024 IIN REVIEW

2024 BOX SCORES



2024 Texas A&M Baseball #3 Texas A&M at Texas State Apr 02, 2024 at San Marcos, Texas (Bobcat Ballpark)



Texas State 2 (15-14)

Texas A&M 12 (26-3)

Player	ab	r	h	rbi	bb	so	po	a	lob
Gavin Grahovac 3b	4	2	3	2	0	1	1	1	0
Kaeden Kent ph/3b	0	0	0	0	1	0	0	0	0
Jace LaViolette cf	4	1	0	0	1	2	3	0	4
Braden Montgomery rf	4	1	2	4	1	1	1	0	0
Jackson Appel c	4	2	2	0	0	1	3	0	2
Max Kaufner ph/c	0	0	0	0	1	0	3	0	0
Ted Burton 1b	2	2	0	0	1	0	5	1	0
Jack Bell 2b	1	0	0	0	0	0	1	0	0
Hayden Schott dh	3	1	2	2	1	1	0	0	0
Hank Bard ph	1	0	0	0	0	0	0	1	0
Ali Camarillo ss	4	1	1	1	0	2	3	2	0
Caden Sorrell lf	3	1	1	1	2	1	0	0	0
Ryan Targac 2b/1b	3	1	2	2	1	0	0	2	0
Luke Jackson p	0	0	0	0	0	0	0	2	0
Zane Badmaev p	0	0	0	0	0	0	0	0	0
Isaac Morton p	0	0	0	0	0	0	1	0	0
Brock Peery p	0	0	0	0	0	0	0	0	0
Totals	33	12	13	12	8	10	21	9	9

Score by Innings	1	2	3	4	5	6	7	R	H	E
Texas A&M	3	0	1	2	5	1	0	12	13	0
Texas State	0	1	0	0	0	1	0	2	3	0

DP - Texas A&M 2; Texas State 1. LOB - Texas A&M 9; Texas State 5. 2B - GRAHOVAC(10); MONTGOMERY(9); APPEL(7); SCHOTT(7); TARGAC(4). 3B - SCHOTT(1); SORRELL(2). HR - MONTGOMERY(17); Ramirez, A.(5). HBP - BURTON; Lugo, A.; Powell, D..

Texas A&M	ip	h	r	er	bb	so	ab	bf
Luke Jackson	2.1	2	1	1	2	0	8	11
Zane Badmaev	1.2	1	0	0	0	3	6	6
Isaac Morton	1.1	0	1	0	2	0	4	7
Brock Peery	1.2	0	0	0	0	3	4	4

Win - BADMAEV (2-0). Loss - Robie, T. (2-2). Save - None.

WP - MORTON (2); HBP - by JACKSON (Powell, D.); by Seay, T. (BURTON); by MORTON (Lugo, A.); PB - APPEL(2); Ramirez, A. (2).

Umpires - HP: Michael Dorantes 1B: Michael Carroll 2B: Clayton Hamm 3B: Luke Hamilton

Start: 6:05 PM Time: 2:45 Attendance: 2917

Weather: 71, Sunny, NWS @ 19 mph

Game notes:

Bush inherited 0-2 count & first 5 pitches credited to Wofford

Wofford, O. faced 4 batters in the 5th.

Buckingham faced 2 batters in the 7th.



2024 Texas A&M Baseball #3 Texas A&M at #22 South Carolina Apr 05, 2024 at Columbia, S.C. (Founders Park)



Texas A&M 9 (27-3,7-3 SEC)

South Carolina 2 (21-9,5-5 SEC)

Player	ab	r	h	rbi	bb	so	po	a	lob
Gavin Grahovac 3b	6	1	2	0	3	0	0	4	0
Jace LaViolette cf	3	2	1	0	3	1	4	0	0
Braden Montgomery rf	6	1	2	0	2	1	0	4	0
Jackson Appel c	5	2	2	1	0	1	17	0	0
Ted Burton 1b	3	1	1	2	1	3	0	1	0
Hayden Schott dh	5	0	2	3	0	2	0	1	0
Ali Camarillo ss	5	0	1	1	0	0	0	1	2
Caden Sorrell lf	3	1	1	0	1	2	2	0	0
Ryan Targac 2b	4	1	1	1	0	2	0	0	0
Kaeden Kent 2b	1	0	1	0	0	0	0	0	0
Ryan Prager p	0	0	0	0	0	0	1	0	0
Brad Rudis p	0	0	0	0	0	0	0	0	0
Evan Aschenbeck p	0	0	0	0	0	0	0	0	0
Brock Peery p	0	0	0	0	0	0	0	0	0
Totals	41	9	13	9	6	14	27	2	12

Player	ab	r	h	rbi	bb	so	po	a	lob
Noland 2b	4	0	1	1	1	1	1	1	0
Messina c	5	0	2	0	0	3	14	2	5
K. Jones dh	4	0	0	0	0	3	0	0	0
Petry rf	4	0	0	0	1	2	0	2	0
Casas 1b	4	0	1	0	0	2	7	0	0
Brewer cf	4	1	1	0	0	2	1	0	1
LeCroy 3b	3	1	1	1	1	0	1	0	0
Jackson lf	1	0	0	0	0	0	1	0	0
Tippett ss	2	0	0	0	0	2	1	1	1
Eskeew ph	1	0	0	0	0	1	0	0	0
Ellis ss	1	0	0	0	0	0	1	0	0
Jones p	0	0	0	0	0	0	0	0	0
Kimball p	0	0	0	0	0	0	0	0	0
Wittig p	0	0	0	0	0	0	0	0	0
Polk p	0	0	0	0	0	0	0	0	0
Eskeew p	0	0	0	0	0	0	0	0	0
Totals	33	2	6	2	4	17	27	6	9

Score by Innings	1	2	3	4	5	6	7	8	9	R	H	E
Texas A&M	4	0	3	0	0	1	0	1	0	9	13	1
South Carolina	0	1	0	0	0	1	0	0	0	2	6	2

E - PRAGER(1); Messina(3); Tippett(5). LOB - Texas A&M 12; S. Carolina 9. 2B - LaVIOLETTE(7); APPEL(8); SCHOTT(8); Messina(10). HR - GRAHOVAC(10); LeCroy(2). HBP - SORRELL; Jackson. SB - APPEL(5); CAMARILLO(6); SORRELL(2); Jackson(8). CS - BURTON(1).

Texas A&M	ip	h	r	er	bb	so	ab	bf
Ryan Prager	6.1	4	2	2	0	12	23	24
Brad Rudis	0.1	0	0	0	2	1	2	4
Evan Aschenbeck	1.1	1	0	0	3	5	5	5
Brock Peery	1.0	0	0	0	2	1	3	5

South Carolina	ip	h	r	er	bb	so	ab	bf
Jones	2.2	8	7	7	2	4	17	20
Kimball	3.1	2	1	1	2	4	12	14
Wittig	1.0	0	1	1	1	3	4	4
Polk	1.0	1	0	0	1	4	4	4
Eskeew	1.0	2	0	0	1	2	5	6

Win - PRAGER (6-0). Loss - Jones (2-1). Save - None.

HBP - by Jones (SORRELL); by PRAGER (Jackson).

Umpires - HP: Christopher Griffith 1B: Damien Beal 2B: Brandon Cooper 3B: Vic Correll

Start: 7:02 p.m. Time: 3:31 Attendance: 7159

Weather: Clear, 63 degrees

Wittig faced 1 batter in the 8th.



2024 Texas A&M Baseball #3 Texas A&M at #22 South Carolina Apr 06, 2024 at Columbia, S.C. (Founders Park)



Texas A&M 6 (28-3,8-3 SEC)

South Carolina 3 (21-10,5-6 SEC)

Player	ab	r	h	rbi	bb	so	po	a	lob
Gavin Grahovac 3b	5	1	1	1	0	2	0	0	0
Jace LaViolette cf	4	3	2	0	1	1	0	1	0
Braden Montgomery rf	3	0	2	0	2	0	0	0	0
Jackson Appel c	4	2	1	1	0	0	14	0	0
Ted Burton 1b	4	0	0	1	1	2	7	0	1
Hayden Schott dh	5	0	1	3	0	3	0	0	2
Ali Camarillo ss	4	0	1	0	0	3	1	2	4
Caden Sorrell lf	3	0	1	0	1	0	2	1	0
Kaeden Kent 2b	3	0	0	0	1	0	1	4	1
Tanner Jones p	0	0	0	0	0	0	0	0	0
Shane Sdao p	0	0	0	0	0	1	1	0	0
Evan Aschenbeck p	0	0	0	0	0	0	0	0	0
Totals	35	6	9	6	6	11	27	8	9

Score by Innings	1	2	3	4	5	6	7	8	9	R	H	E
Texas A&M	3	0	1	0	1	0	0	0	1	6	9	1
South Carolina	0	0	2	0	0	0	0	1	0	3	9	2

E - MONTGOMERY(1); Reeves(1); Ellis(3). DP - S. Carolina 1. LOB - Texas A&M 9; S. Carolina 6. 2B - CAMARILLO(6); Noland(8). HR - GRAHOVAC(11); Casas(5). SB - LaVIOLETTE(3); MONTGOMERY(4); APPEL(3)(8); BURTON(8). Reached on CI - APPEL.

Texas A&M	ip	h	r	er	bb	so	ab	bf
Tanner Jones	2.2	5	2	2	1	5	12	13
Shane Sdao	4.1	2	0	0	0	3	15	15
Evan Aschenbeck	2.0	2	1	1	0	6	8	8

South Carolina	ip	h	r	er	bb	so	ab	bf
Pitzer	2.1	4	4	4	3	2	11	14
Good	5.2	2	1	0	3	6	18	22
Marlatt	0.1	2	1	1	0	1	3	3
Veach	0.2	1	0	0	0	2	3	3

Win - SDAO (2-0). Loss - Pitzer (4-1). Save - ASCHENBECK (4).
WP - Good (2)(6). CI - Reeves.

Umpires - HP: Damien Beal 1B: Brandon Cooper 2B: Vic Correll 3B: Christopher Griffith

Start: 4:02 p.m. Time: 3:03 Attendance: 8242

Weather: Sunny, 64 degrees



2024 Texas A&M Baseball #3 Texas A&M at #22 South Carolina Apr 07, 2024 at Columbia, S.C. (Founders Park)



Texas A&M 5 (28-4,8-4 SEC)

South Carolina 6 (22-10,6-6 SEC)

Player	ab	r	h	rbi	bb	so	po	a	lob
Gavin Grahovac 3b	5	0	0	0	3	4	0	0	0
Jace LaViolette cf/lf	5	1	1	0	1	2	0	0	0
Braden Montgomery rf	3	1	1	0	1	2	1	0	0
Jackson Appel c	4	1	1	0	0	8	1	0	0
Ted Burton 1b	3	1	2	0	1	0	0	0	0
Hayden Schott dh	4	1	3	0	1	0	0	0	0
Ali Camarillo ss	4	0	2	1	0	1	0	3	0
Caden Sorrell lf	2	0	0	0					

2024 BOX SCORES



2024 Texas A&M Baseball
UTSA at #3 Texas A&M
Apr 09, 2024 at B-CS, Texas (Blue Bell Park)



UTSA 5 (19-14)

Texas A&M 6 (29-4)

Player ab r h rbi bb so po a lob
Hill,Caleb lf 3 0 0 0 2 0 0 0
Lytle,Mason cf 5 0 1 0 0 2 5 0 0
Olivo,Alexander dh 3 0 2 2 1 0 0 0 0

Player ab r h rbi bb so po a lob
Gavin Grahovac 3b 4 0 1 0 1 1 0 2 0
Jace LaViolette cf 5 0 1 0 0 2 2 0 5
Braden Montgomery rf 5 1 2 0 0 1 3 0 1

Score by Innings 1 2 3 4 5 6 7 8 9 R H E
UTSA 0 4 0 1 0 0 0 0 0 5 5 1
Texas A&M 0 0 1 0 3 0 0 1 1 6 11 4

Note: 1 out, 0 runners LOB when the game ended.

E - Rodriguez; CAMARILLO; CHESTNUT; MORTON; BADMAEV. DP - UTSA 1. LOB - UTSA 7; Aggies 9. 2B - Lytle; LaVIOLETTE; MONTGOMERY. 3B - SORRELL. HR - APPEL 3. HBP - Hill; Olivo; Spinn. SH - Hill; Morresi.

UTSA ip h r er bb so ab bf
Kingsbery,Fischer 2.0 2 0 0 4 2 7 11
Owens,Braylon 2.0 5 4 4 1 1 11 12
Myles,Conor 1.0 1 0 0 0 0 3 3

Texas A&M ip h r er bb so ab bf
Isaac Morton 1.0 1 4 1 2 1 4 8
Zane Badmaev 2.0 1 0 0 0 2 8 9
Troy Wansing 0.2 1 1 0 0 2 4

Win - CORTEZ (4-1). Loss - Orloski (3-4). Save - None. HBP - by MORTON (Olivo); by BADMAEV (Hill); by WANSING (Spinn). BK - Myles.

Umpires - HP: Michael Banks 1B: Clint Fagan 2B: Michael Dorantes 3B: Clayton Hamm
Start: 6:02 PM Time: 2:48 Attendance: 4826
Weather: 79, Overcast
MORTON faced 4 batters in the 2nd.
Owens faced 3 batters in the 5th.



2024 Texas A&M Baseball
#6 Vanderbilt at #3 Texas A&M
Apr 12, 2024 at B-CS, Texas (Blue Bell Park)



Vanderbilt 0 (26-8,5 SEC)

Texas A&M 15 (30-4,9-4 SEC)

Player ab r h rbi bb so po a lob
AUSTIN 1b 3 0 0 0 0 1 5 0 0
BULGER dh 3 0 0 0 0 1 0 0 0
ESPINAL c 3 0 0 0 2 3 0 1

Player ab r h rbi bb so po a lob
Gavin Grahovac 3b 2 3 1 0 2 0 0 0 0
Jace LaViolette cf 3 2 2 6 0 0 5 0 0
Braden Montgomery rf 4 2 2 4 0 1 3 0 0
Jackson Appel c 4 1 2 0 0 0 10 0 0

Score by Innings 1 2 3 4 5 6 7 8 9 R H E
Vanderbilt 0 0 0 0 0 0 0 0 0 0 0 4 1
Texas A&M 3 3 0 1 6 2 X 15 17 0

E - HOLCOMB. DP - VU 1. LOB - VU 4; Aggies 3. 2B - APPEL; BURTON; CAMARILLO; CHESTNUT. HR - LaVIOLETTE 2; MONTGOMERY 2; BURTON. SF - LaVIOLETTE; CHESTNUT.

Vanderbilt ip h r er bb so ab bf
CUNNINGHAM 4.0 9 7 7 1 2 19 21
HLIBOKI 1.0 5 6 6 1 1 7 9
HUESMAN 1.0 3 2 2 0 0 6 6

Texas A&M ip h r er bb so ab bf
Ryan Prager 7.0 4 0 0 0 10 25 25

Win - PRAGER (7-0). Loss - CUNNINGHAM (4-2). Save - None. WP - HUESMAN.

Umpires - HP: Brian deBrauwer 1B: David Soucy 2B: Derek Mollica 3B: Ray Gregson
Start: 6:02 PM Time: 2:05 Attendance: 7351
Weather: 78, Sunny



2024 Texas A&M Baseball
#6 Vanderbilt at #3 Texas A&M
Apr 13, 2024 at B-CS, Texas (Blue Bell Park)



Vanderbilt 0 (26-9,8-6 SEC)

Texas A&M 9 (31-4,10-4 SEC)

Player ab r h rbi bb so po a lob
AUSTIN 1b 3 0 0 0 1 0 8 0 0
KOZEAL dh 4 0 0 0 0 1 0 0 1
ESPINAL c 4 0 0 0 2 8 0 0

Player ab r h rbi bb so po a lob
Gavin Grahovac 3b 5 1 1 1 0 1 0 2 2
Jace LaViolette cf 2 2 0 0 2 0 3 0 0
Braden Montgomery rf 4 1 0 1 1 3 0 0 0

Score by Innings 1 2 3 4 5 6 7 8 9 R H E
Vanderbilt 0 0 0 0 0 0 0 0 0 0 6 2
Texas A&M 5 0 0 2 0 0 0 2 X 9 5 0

E - DAVIS; VASTINE. DP - Aggies 1. LOB - VU 5; Aggies 7. 2B - HOLCOMB; SCHOTT. HR - GRAHOVAC; CHESTNUT. HBP - LaVIOLETTE; BURTON; SORRELL; CHESTNUT. SH - CAMARILLO. SF - SORRELL.

Vanderbilt ip h r er bb so ab bf
HOLTON 3.2 5 7 6 4 4 14 22
THOMPSON 1.1 0 0 0 0 1 4 5
GUTH 2.0 0 0 0 0 1 6 6

Texas A&M ip h r er bb so ab bf
Tanner Jones 7.1 6 0 0 1 5 26 27
Evan Aschenbeck 1.2 0 0 0 0 3 5 5

Win - JONES (3-1). Loss - HOLTON (5-1). Save - None. WP - HOLTON; HORN. HBP - by HOLTON (LaVIOLETTE); by HOLTON (CHESTNUT); by THOMPSON (BURTON); by HORN (SORRELL).

Umpires - HP: David Soucy 1B: Derek Mollica 2B: Ray Gregson 3B: Brian deBrauwer
Start: 7:32 PM Time: 2:45 Attendance: 8075
Weather: 77, Clear Skies



2024 Texas A&M Baseball
#6 Vanderbilt at #3 Texas A&M
Apr 14, 2024 at B-CS, Texas (Blue Bell Park)



Vanderbilt 6 (26-10,8-7 SEC)

Texas A&M 12 (32-4,11-4 SEC)

Player ab r h rbi bb so po a lob
AUSTIN 1b 5 0 1 1 0 2 9 1 1
POLK rf 5 1 1 1 0 2 2 0 1
DIAZ 3b 5 1 1 1 0 2 0 2 0

Player ab r h rbi bb so po a lob
Gavin Grahovac 3b 4 4 3 2 1 0 1 1 0
Jace LaViolette cf 4 1 2 2 0 1 2 0 0
Braden Montgomery rf 3 1 1 2 2 0 3 0 0

Score by Innings 1 2 3 4 5 6 7 8 9 R H E
Vanderbilt 0 4 0 0 0 0 0 1 1 6 7 1
Texas A&M 0 0 2 0 6 1 0 3 X 12 11 1

E - DAVIS(7); APPEL(1). DP - VU 1. LOB - VU 6; Aggies 4. 2B - GRAHOVAC(11); LaVIOLETTE(9); MONTGOMERY(11). 3B - AUSTIN(1). HR - POLK(5); DIAZ(3); HOLCOMB(4); GRAHOVAC(13); CAMARILLO(3). HBP - BULGER; CHESTNUT. SF - LaVIOLETTE(2). SB - HEWETT(18); GRAHOVAC(1); APPEL(9); CHESTNUT(4). CS - APPEL(2).

Vanderbilt ip h r er bb so ab bf
CARTER 3.0 2 2 2 3 2 10 14
McELVAIN 1.2 4 6 2 2 3 10 12
GINTHER 2.1 4 4 4 0 2 11 11

Texas A&M ip h r er bb so ab bf
Justin Lamkin 1.2 4 4 4 1 1 9 10
Chris Cortez 4.1 1 0 0 1 8 14 16
Evan Aschenbeck 3.0 2 2 2 1 2 12 13

Win - CORTEZ (5-1). Loss - McELVAIN (1-2). Save - ASCHENBECK (5). WP - GINTHER(3); ASCHENBECK(2). HBP - by CARTER (CHESTNUT); by CORTEZ (BULGER).

Umpires - HP: Derek Mollica 1B: Ray Gregson 2B: Brian deBrauwer 3B: David Soucy
Start: 1:02 PM Time: 3:06 Attendance: 7063
Weather: 80, Partly Cloudy
GINTHER faced 3 batters in the 8th.

2024 IIN REVIEW

2024 BOX SCORES



2024 Texas A&M Baseball
Air Force at #1 Texas A&M
Apr 16, 2024 at B-CS, Texas (Blue Bell Park)



2024 Texas A&M Baseball
#1 Texas A&M at #12 Alabama
Apr 19, 2024 at Tuscaloosa, Ala. (Sewell-Thomas)



Air Force 5 (15-20)

Player	ab	r	h	rbi	bb	so	po	a	lob
SPENCER cf	4	2	4	1	0	0	3	0	0
KULASINGAM 3b	4	0	1	0	0	1	0	1	0
OSTER pr/3b	0	0	0	0	0	0	0	0	0
THOMASON 2b	4	0	0	0	2	1	2	0	0
CHRISTENSON 2b	0	0	0	0	0	0	1	0	0
JONES 1b	3	2	1	2	1	7	0	1	0
GREIVING rf	3	1	2	1	0	0	1	0	0
PETERS if	2	0	1	0	1	2	0	0	0
JOE ss	2	0	0	0	0	1	2	0	0
NIEDMAGEL ss	0	0	0	0	0	0	0	0	0
GARISH dh	3	0	0	0	0	1	0	0	0
ZAPP c	2	0	0	0	1	4	0	2	0
STALLINGS ph	1	0	0	0	0	0	2	0	0
KLEIN c	0	0	0	0	0	0	1	0	0
MOATS p	0	0	0	0	0	0	0	0	0
BRANTINGHAM p	0	0	0	0	0	0	0	0	0
HEBENSTREIT p	0	0	0	0	0	0	0	0	0
ESTRIDGE p	0	0	0	0	0	0	0	0	0
HENTGES p	0	0	0	0	0	0	0	0	0
RHYNE p	0	0	0	0	0	0	0	0	0
DAVIDSON p	0	0	0	0	0	0	0	0	0
Totals	28	5	9	5	1	7	20	6	5

Texas A&M 15 (33-4)

Player	ab	r	h	rbi	bb	so	po	a	lob
Gavin Grahovac 3b	4	2	1	1	2	0	1	0	0
Justin Vossos 2b	1	0	1	0	0	0	1	0	0
Jace LaViolette cf	6	4	4	5	0	0	3	0	0
Braden Montgomery rf	3	2	1	2	2	0	2	0	0
Ted Burton 1b	3	1	2	2	1	0	4	1	0
Ryan Targac ph/1b	1	0	1	1	0	0	1	0	0
Hayden Schott dh	4	1	2	2	0	0	0	0	0
Blake Binderup ph/dh	0	0	0	0	1	0	0	0	0
Alli Camarillo ss	1	0	1	0	2	0	0	0	0
Kaeden Kent ph/ss	1	0	0	0	1	0	1	0	0
Caden Sorrell lf	5	0	1	0	0	1	0	6	6
Travis Chestnut 2b	3	1	0	0	0	2	1	2	5
Jack Bell ph/2b	2	1	1	1	0	0	0	1	0
Max Kauer c	2	2	1	0	0	0	7	0	0
Hank Bard ph	1	1	1	0	0	0	0	0	0
Weston Moss p	0	0	0	0	0	0	0	0	0
Zane Badmaev p	0	0	0	0	0	0	0	0	0
Brad Rudis p	0	0	0	0	0	0	2	0	0
Jett Johnston p	0	0	0	0	0	0	0	0	0
Brock Peery p	0	0	0	0	0	1	0	0	0
Kaiden Wilson p	0	0	0	0	0	0	0	0	0
Totals	37	15	16	15	7	5	21	8	14

Score by Innings

	1	2	3	4	5	6	7	R	H	E
Air Force	0	1	2	0	0	1	1	5	9	3
Texas A&M	3	0	0	2	6	2	2	15	16	1

Note: 2 outs, 2 runners LOB when the game ended.

E - THOMASON(8); JONES(2); ZAPP(5); GRAHOVAC(3); DP - Aggies 2. LOB - AF 5; Aggies 14. 2B - GREIVING(13); TARGAC(5); SCHOTT(10). 3B - LaVIOLETTE(3); HR - SPENCER(3); JONES(2); GREIVING(6); LaVIOLETTE 2(18); MONTGOMERY(20); BELL(1). HBP - JOE; MONTGOMERY; CAMARILLO; KAUFER. SH - KAUFER(1). SF - PETERS(2); TARGAC(2).

Air Force	ip	h	r	er	bb	so	ab	bf
MOATS	2.0	2	3	3	3	2	8	11
BRANTINGHAM	1.1	2	2	2	1	2	7	10
HEBENSTREIT	1.0	3	4	0	1	0	7	9
ESTRIDGE	0.2	3	2	0	0	5	5	5
HENTGES	0.1	3	2	2	1	0	4	5
RHYNE	0.2	0	0	1	1	2	3	3
DAVIDSON	0.2	3	2	2	0	0	4	6

Win - RUDIS (2-0). Loss - BRANTINGHAM (1-2). Save - None.

WP - HENTGES(1); RUDIS(1). HBP - by BRANTINGHAM (CAMARILLO); by BRANTINGHAM (KAUFER); by PEERY (JOE); by DAVIDSON (MONTGOMERY).

Umpires - HP: Clint Fagan 1B: John Brammer 2B: Doug Williams 3B: Joe Harris
Start: 4:03 PM Time: 3:16 Attendance: 5407
Weather: 86, Overcast

Texas A&M 10 (34-4,12-4 SEC)

Player	ab	r	h	rbi	bb	so	po	a	lob
Gavin Grahovac 3b	6	1	1	0	0	1	0	1	4
Jace LaViolette cf	5	2	2	0	1	1	4	0	0
Braden Montgomery rf	1	1	1	3	3	0	2	0	0
Jackson Appel c	5	2	2	2	0	1	8	0	3
Ted Burton 1b	5	0	1	0	0	3	7	1	1
Hayden Schott dh	3	1	0	0	1	0	0	0	0
Alli Camarillo ss	4	1	2	0	1	1	3	0	0
Caden Sorrell lf	5	2	2	5	0	1	2	0	1
Travis Chestnut 2b	3	0	0	0	2	2	3	1	0
Ryan Prager p	0	0	0	0	0	0	0	0	0
Chris Cortez p	0	0	0	0	0	0	0	0	0
Shane Sdao p	0	0	0	0	0	0	1	0	0
Totals	37	10	11	10	8	10	27	8	10

Alabama 5 (24-14,6-10 SEC)

Player	ab	r	h	rbi	bb	so	po	a	lob
Miller 3b	5	1	1	1	0	0	0	0	0
Petrutz lf	5	1	2	2	0	1	2	0	0
Lebron ss	5	1	2	0	0	1	2	4	1
Hodo 1b	4	1	0	0	1	0	7	0	1
Snell dh	3	0	0	0	1	1	0	0	0
Swinney ph	1	0	0	0	0	1	0	0	1
McCants cf	4	0	4	2	0	0	4	0	0
Sleight rf	4	0	0	0	2	2	0	2	2
Gusette c	3	1	2	0	1	1	10	2	0
Eblin 2b	3	0	1	0	1	1	0	1	2
Farone p	0	0	0	0	0	0	0	0	0
Fay p	0	0	0	0	0	0	0	0	0
Probst p	0	0	0	0	0	0	0	0	0
George p	0	0	0	0	0	0	0	0	0
Totals	37	5	12	5	4	8	27	5	9

Score by Innings

	1	2	3	4	5	6	7	8	9	R	H	E
Texas A&M	0	0	0	6	3	1	0	0	10	11	0	
Alabama	0	0	3	2	0	0	0	0	5	12	0	

DP - TAMU 2. LOB - TAMU 10; UA 9. 2B - LaVIOLETTE 2(11); APPEL(10); BURTON(7); CAMARILLO(8); McCants(14); Guscette(5). HR - MONTGOMERY(21); APPEL(7); SORRELL 2(5); MILLER(16); PETRUTZ(5). HBP - SCHOTT. SF - MONTGOMERY(1). SB - CHESTNUT(5).

Texas A&M

ip	h	r	er	bb	so	ab	bf	
Ryan Prager	3.0	7	4	4	2	1	16	18
Chris Cortez	2.1	2	1	1	2	2	8	10
Shane Sdao	3.2	3	0	0	0	5	13	13

Alabama

ip	h	r	er	bb	so	ab	bf	
Farone	4.2	5	4	4	4	7	18	24
Fay	0.1	1	3	3	3	0	2	5
Probst	3.0	5	3	3	1	3	14	15
George	1.0	0	0	0	0	0	3	3

Win - CORTEZ (6-1). Loss - Fay (1-2). Save - SDAO (2).

HBP - by Farone (SCHOTT).

Umpires - HP: Scott Cline 1B: Brandon Bennett 2B: David Savage 3B: Alex Ransom

Start: 11:02 AM Time: 3:04 Attendance: 3691

Weather: 77, overcast and damp

PRAGER faced 2 batters in the 4th.

Fay faced 1 batter in the 6th.



2024 Texas A&M Baseball
#1 Texas A&M at #12 Alabama (Game 2)
Apr 19, 2024 at Tuscaloosa, Ala. (Sewell-Thomas)



2024 Texas A&M Baseball
#1 Texas A&M at #12 Alabama
Apr 20, 2024 at Tuscaloosa, Ala. (Sewell-Thomas)



Texas A&M 18 (35-4,13-4 SEC)

Player	ab	r	h	rbi	bb	so	po	a	lob
Gavin Grahovac 3b	5	4	3	2	1	2	1	1	1
Jace LaViolette cf	5	3	4	1	1	4	0	0	0
Braden Montgomery rf	5	2	2	4	1	2	0	0	0
Jackson Appel c	5	1	3	1	1	0	3	0	0
Ted Burton 1b	6	2	1	0	0	2	11	1	1
Hayden Schott dh	5	2	2	4	1	0	0	1	1
Alli Camarillo ss	5	1	2	2	0	1	2	2	2
Caden Sorrell lf	5	1	1	1	0	1	4	0	1
Travis Chestnut 2b	4	2	2	0	1	1	3	1	3
Tanner Jones p	0	0	0	0	0	0	1	1	0
Brad Rudis p	0	0	0	0	0	0	0	0	0
Brock Peery p	0	0	0	0	0	0	0	0	0
Evan Aschenbeck p	0	0	0	0	0	0	0	0	0
Weston Moss p	0	0	0	0	0	0	0	0	0
Totals	45	18	18	18	6	10	27	8	7

Alabama 9 (24-15,6-11 SEC)

Player	ab	r	h	rbi	bb	so	po	a	lob
Miller 3b	5	0	0	0	0	1	0	1	2
Petrutz lf	4	1	1	0	0	0	1	0	0
Lebron ss	5	2	3	0	0	0	3	0	0
Hodo 1b	4	1	1	0	1	0	11	1	0
McCants cf	5	2	1	0	0	0	4	0	3
Snell dh	4	1	1	0	0	0	0	0	0
Sleight rf	4	1	2	0	1	0	0	0	0
Gusette c	5	1	4	6	0	0	7	3	0
Eblin 2b	4	0	0	0	0	0	0	4	3
Hess p	0	0	0	0	0	0	0	0	0
Mitchell p	0	0	0	0	0	0	0	0	0
Buchanan p	0	0	0	0	0	0	1	0	0
Kenty p	0	0	0	0	0	0	0	0	0
Moza p	0	0	0	0	0	0	0	0	0
Totals	40	9	13	9	2	1	27	12	8

Score by Innings

	1	2	3	4	5	6	7	8	9	R	H	E
Texas A&M	0	8	0	3	2	0	3	0	2	18	18	1
Alabama	0	4	0	0	3	0	0	2	0	9	13	2

E - JONES(1); MILLER(6); EBILIN(3). DP - TAMU

2024 BOX SCORES



2024 Texas A&M Baseball Houston at #1 Texas A&M Apr 23, 2024 at B-CS, Texas (Blue Bell Park)



Houston 11 (20-21)

Table with columns: Player, ab, r, h, rbi, bb, so, po, a, lob. Includes players like DEJESUS ss, AVALOS ph/ss, MURRAY 1b, etc.

Texas A&M 13 (36-5)

Table with columns: Player, ab, r, h, rbi, bb, so, po, a, lob. Includes players like Gavin Grahovac 3b, Jace LaViolette cf, Braden Montgomery rf, etc.

Score by Innings table for Houston vs Texas A&M

E - FRENCH 2(4); TARGAC(3); DP - HOU 1; Aggies 1. LOB - HOU 8; Aggies 5. 2B - LaVIOLETTE(12); MONTGOMERY(12); APPEL(11); SORRELL(5); 3B - SORRELL(4); HR - AVALOS(1); COLL(10); REESE(6); GRAHOVAC(15); SCHOTT(6); HBP - MURRAY; TULIMERO; LOPEZ; ARBOLIDA; JIMENEZ; GRAHOVAC. SF - CHESTNUT(2); SB - SORRELL(3); CHESTNUT(6); CS - REESE(4); NICKENS(4); SCHOTT(1); SORRELL(1).

Table with columns: Houston, ip, h, r, er, bb, so, ab, bf. Includes pitchers like WRIGHT, SOLIS, O'DONNELL, etc.

Table with columns: Texas A&M, ip, h, r, er, bb, so, ab, bf. Includes pitchers like Brett Antolick, Brad Rudis, etc.

Win - RUDIS (3-0). Loss - SOLIS (0-2). Save - ASCHENBECK (6). WP - SOLIS (2/5); WILLIAMSON(4); HBP - by WRIGHT (GRAHOVAC); by RUDIS (TULIMERO); by RUDIS (ARBOLIDA); by W. MOSS (MURRAY); by PEERY (JIMENEZ); by J. JOHNSTON (LOPEZ).

Umpires - HP: Ronnie Teague 1B: Michael Banks 2B: Jason Millsap 3B: Clayton Hamm Start: 6:02 PM Time: 3:51 Attendance: 6248 Weather: 78, Cloudy RUDIS faced 2 batters in the 4th.



2024 Texas A&M Baseball #17 Georgia at #1 Texas A&M Apr 26, 2024 at B-CS, Texas (Blue Bell Park)



Georgia 2 (30-11,9-10 SEC)

Table with columns: Player, ab, r, h, rbi, bb, so, po, a, lob. Includes players like COLLINS 1b, CONDON 3b, D. GOLDSTEIN rf, etc.

Texas A&M 5 (37-5,14-5 SEC)

Table with columns: Player, ab, r, h, rbi, bb, so, po, a, lob. Includes players like Gavin Grahovac 3b, Jace LaViolette cf, Braden Montgomery rf, etc.

Score by Innings table for Georgia vs Texas A&M

DP - UGA 1; Aggies 1. LOB - UGA 7; Aggies 6. HR - CONDON; D. GOLDSTEIN; GRAHOVAC; APPEL; BURTON 2. HBP - D. GOLDSTEIN.

Table with columns: Georgia, ip, h, r, er, bb, so, ab, bf. Includes pitchers like FINLEY, C. GOLDSTEIN, ROBERGE.

Table with columns: Texas A&M, ip, h, r, er, bb, so, ab, bf. Includes pitchers like Ryan Prager, Chris Cortez, Evan Aschenbeck.

Win - PRAGER (8-0). Loss - C. GOLDSTEIN (4-1). Save - ASCHENBECK (7). HBP - by ASCHENBECK (D. GOLDSTEIN). PB - GONZALEZ.

Umpires - HP: Brandon Cooper 1B: Alex Ziegler 2B: Michael Phillips 3B: Justin Robinson Start: 6:02 PM Time: 3:03 Attendance: 7968 Weather: 79, Partly Cloudy



2024 Texas A&M Baseball #17 Georgia at #1 Texas A&M (Game 1) Apr 27, 2024 at B-CS, Texas (Blue Bell Park)



2024 Texas A&M Baseball #17 Georgia at #1 Texas A&M (Game 2) Apr 27, 2024 at B-CS, Texas (Blue Bell Park)



Georgia 9 (30-12,9-11 SEC)

Table with columns: Player, ab, r, h, rbi, bb, so, po, a, lob. Includes players like D. GOLDSTEIN rf, CONDON 3b, COLLINS 1b, etc.

Texas A&M 19 (38-5,15-5 SEC)

Table with columns: Player, ab, r, h, rbi, bb, so, po, a, lob. Includes players like Gavin Grahovac 3b, Jace LaViolette cf, Braden Montgomery rf, etc.

Score by Innings table for Georgia vs Texas A&M

Note: 1 out, 0 runners LOB when the game ended.

E - PHELPS. DP - UGA 1; Aggies 1. LOB - UGA 6; Aggies 7. 2B - BRANCH; MONTGOMERY; SCHOTT; SORRELL; CHESTNUT. HR - CONDON; COLLINS; GONZALEZ; LaVIOLETTE; MONTGOMERY; BURTON 2; CHESTNUT 2. HBP - D. GOLDSTEIN; JORDAN; GRAHOVAC; SCHOTT. SB - PHELPS.

Table with columns: Georgia, ip, h, r, er, bb, so, ab, bf. Includes pitchers like HOSKINS, ZELDIN, MARSH, PADYSAK.

Table with columns: Texas A&M, ip, h, r, er, bb, so, ab, bf. Includes pitchers like Tanner Jones, Brock Peery, Shane Sdao, Josh Stewart.

Win - SDAO (3-0). Loss - ZELDIN (3-2). Save - None. WP - JONES. HBP - by JONES (D. GOLDSTEIN); by JONES (JORDAN); by HOSKINS (GRAHOVAC); by ZELDIN (SCHOTT).

Umpires - HP: Alex Ziegler 1B: Michael Phillips 2B: Justin Robinson 3B: Brandon Cooper Start: 1:02 PM Time: 3:28 Attendance: 7770 Weather: 84, Partly Cloudy and Windy HOSKINS faced 3 batters in the 1st. ZELDIN faced 2 batters in the 6th.

Georgia 5 (31-12,10-11 SEC)

Table with columns: Player, ab, r, h, rbi, bb, so, po, a, lob. Includes players like D. GOLDSTEIN rf, CONDON 3b, COLLINS 1b, etc.

Texas A&M 4 (38-6,15-6 SEC)

Table with columns: Player, ab, r, h, rbi, bb, so, po, a, lob. Includes players like Gavin Grahovac 3b, Kaeden Kent 3b, Jace LaViolette cf, etc.

Score by Innings table for Georgia vs Texas A&M

DP - Aggies 1. LOB - UGA 6; Aggies 9. 2B - LaVIOLETTE; CAMARILLO. HR - CONDON; BRANCH; PHELPS; LaVIOLETTE. HBP - COLLINS 3; ALFORD. SF - APPEL.

Table with columns: Georgia, ip, h, r, er, bb, so, ab, bf. Includes pitchers like SMITH, RADTKE, EVANS, MRACNA.

Table with columns: Texas A&M, ip, h, r, er, bb, so, ab, bf. Includes pitchers like Justin Lamkin, Chris Cortez, Kaiden Wilson, Weston Moss, Brock Peery, Evan Aschenbeck.

Win - SMITH (6-2). Loss - CORTEZ (6-2). Save - MRACNA (1). WP - RADTKE; EVANS. HBP - by LAMKIN (COLLINS); by LAMKIN (COLLINS); by W. MOSS (COLLINS); by W. MOSS (ALFORD).

Umpires - HP: Michael Phillips 1B: Justin Robinson 2B: Brandon Cooper 3B: Alex Ziegler Start: 5:32 PM Time: 3:18 Attendance: 7021 Weather: 84, Cloudy and Windy WILSON faced 1 batter in the 7th. W. MOSS faced 3 batters in the 7th. RADTKE faced 2 batters in the 7th. EVANS faced 1 batter in the 8th.

2024 IIN REVIEW

2024 BOX SCORES



2024 Texas A&M Baseball
Tarleton at #1 Texas A&M
Apr 30, 2024 at B-CS, Texas (Blue Bell Park)



Tarleton 6 (25-20)

Player	ab	r	h	rbi	bb	so	po	a	lob
HAMMONDS 3b	5	0	0	0	1	0	1	4	
DRAKE rf	4	1	0	1	2	1	0	0	
MIEARS 2b	5	1	1	0	0	3	5	1	
ENRIQUEZ dh	4	2	2	1	1	0	0	0	
MORRISON lf	3	1	1	1	2	0	0	0	
SHOOK cf	3	0	0	0	1	0	0	0	
SMITH ph/cf	0	1	0	0	1	0	0	0	
HOWELL 1b	2	0	0	1	0	1	6	0	
RUSSELL ph/1b	1	0	0	0	0	0	0	0	
CREWS c	3	0	0	0	2	10	0	2	
GUERRA ph/c	0	0	0	0	0	0	0	0	
SHIREY ss	3	0	2	2	0	1	1	0	
BEAGLE p	0	0	0	0	0	0	0	0	
McELYEA p	0	0	0	0	0	0	0	0	
RISLEY p	0	0	0	0	0	0	0	0	
GARZA p	0	0	0	0	0	0	0	0	
BASSINGER p	0	0	0	0	0	0	0	0	
HALEY p	0	0	0	0	0	0	0	0	
BURCHAM p	0	0	0	0	0	0	0	0	
Totals	33	6	6	5	4	8	24	7	7

Score by Innings

	1	2	3	4	5	6	7	8	9	R	H	E
Tarleton	0	2	2	0	0	0	0	2	0	6	6	0
Texas A&M	0	1	3	2	3	0	1	0	X	10	13	3

E - MONTGOMERY; CHESTNUT; KENT. LOB - TAR 7; Aggies 8. 2B - ENRIQUEZ; SCHOTT; KENT. HR - LAVIOLETTE; BURTON; CAMARILLO. HBP - GUERRA; SHIREY; CHESTNUT. SF - HOWELL. SB - CREWS; CHESTNUT 2. CS - SHIREY.

Tarleton

Player	ip	r	er	bb	so	ab	bf
BEAGLE	1.0	0	0	0	3	3	3
McELYEA	1.0	1	1	0	1	4	4
RISLEY	1.2	6	5	1	2	11	12
GARZA	1.1	4	3	3	1	2	8
BASSINGER	1.0	1	0	1	1	4	5
HALEY	1.0	1	0	1	1	3	5
BURCHAM	1.0	1	0	0	0	4	4

Texas A&M 10 (39-6)

Player	ab	r	h	rbi	bb	so	po	a	lob
Jackson Appel c	5	0	1	1	0	3	6	1	1
Max Kaufer c	0	0	0	0	0	0	2	0	0
Jace LaViolette cf	4	1	2	3	1	1	3	0	1
Braden Montgomery rf	5	0	0	0	0	3	3	0	2
Ted Burton 1b	5	1	2	1	0	1	6	0	0
Hayden Schott dh	5	1	3	0	0	0	0	1	
Ali Camarillo ss	5	2	2	1	0	0	3	0	3
Caden Sorrell lf	3	1	0	0	1	1	3	0	0
Travis Chestnut 2b	2	3	1	0	1	0	1	2	0
Kaeden Kent 3b	3	1	2	3	1	0	0	0	0
Isaac Morton p	0	0	0	0	0	0	0	1	0
Weston Moss p	0	0	0	0	0	0	0	0	0
Brad Rudis p	0	0	0	0	0	0	0	0	0
Kaiden Wilson p	0	0	0	0	0	0	0	1	0
Chris Cortez p	0	0	0	0	0	0	0	1	0
Peyton Smith p	0	0	0	0	0	0	0	0	0
Josh Stewart p	0	0	0	0	0	0	0	0	0
Totals	37	10	13	9	4	9	27	6	8

Score by Innings

	1	2	3	4	5	6	7	8	9	R	H	E
Texas A&M	1	1	0	0	0	0	1	0	4	4	11	3
LSU	0	0	2	0	0	4	0	0	X	6	7	2

Texas A&M

Player	ip	r	er	bb	so	ab	bf	
Isaac Morton	2.0	0	2	1	2	0	6	10
Weston Moss	0.0	3	2	2	1	0	3	4
Brad Rudis	2.0	1	0	0	2	6	6	
Kaiden Wilson	2.0	0	0	0	4	6	6	
Chris Cortez	1.2	1	2	2	1	0	7	8
Peyton Smith	0.0	1	0	0	0	0	1	2
Josh Stewart	1.1	0	0	0	0	2	4	4

Win - RUDIS (4-0). Loss - RISLEY (2-5). Save - None.
 WP - RISLEY; GARZA; MORTON. HBP - by MORTON (SHIREY); by HALEY (CHESTNUT); by SMITH (GUERRA). BK - HALEY.

Umpires - HP: Clayton Park 1B: Ronnie Teague 2B: Michal Banks 3B: Doug Williams
 Start: 6:02 PM Time: 3:05 Attendance: 5919
 Weather: 84, Partly Cloudy
 W. MOSS faced 4 batters in the 3rd.
 SMITH faced 2 batters in the 8th.



2024 Texas A&M Baseball
#1 Texas A&M at LSU
May 03, 2024 at Baton Rouge, La. (Alex Box/Bertman Fld)



Texas A&M 4 (39-7,15-7 SEC)

Player	ab	r	h	rbi	bb	so	po	a	lob
Gavin Grahovac 3b	5	0	1	0	0	2	3	2	1
Jace LaViolette cf	4	1	3	1	0	1	1	0	0
Braden Montgomery rf	5	0	0	0	0	2	0	2	3
Jackson Appel c	4	1	2	0	0	0	6	0	0
Ted Burton 1b	3	0	0	0	0	1	8	0	0
Hayden Schott dh	3	0	1	0	0	0	0	2	
Ali Camarillo ss	4	2	2	2	0	0	4	0	
Caden Sorrell lf	4	0	1	0	0	0	3	0	1
Travis Chestnut 2b	4	0	1	0	0	2	3	0	0
Ryan Prager p	0	0	0	0	0	0	0	0	0
Josh Stewart p	0	0	0	0	0	0	0	0	0
Kaiden Wilson p	0	0	0	0	0	0	0	0	0
Brad Rudis p	0	0	0	0	0	0	1	0	0
Totals	36	4	11	4	0	8	24	12	8

LSU 6 (30-17,8-14 SEC)

Player	ab	r	h	rbi	bb	so	po	a	lob
Larson rf	4	2	2	0	0	0	0	0	0
Kling cf	0	0	0	0	0	0	0	0	0
White 3b	4	1	0	1	0	1	3	5	2
Jones 1b	4	1	2	0	0	0	8	1	0
Pearson lf	4	1	1	2	0	1	2	0	0
Travinski dh	3	0	0	1	0	1	0	0	0
Braswell III ss	2	0	0	0	1	2	0	0	0
Milam 2b	2	1	2	1	0	4	3	0	0
Brown cf/rf	2	0	0	0	1	1	1	0	1
Milazzo c	3	0	0	0	0	0	8	1	1
Jump p	0	0	0	0	0	0	0	0	0
Ulloa p	0	0	0	0	0	0	0	0	0
Herring p	0	0	0	0	0	0	0	0	0
Totals	28	6	7	5	2	6	27	12	2

Score by Innings

	1	2	3	4	5	6	7	8	9	R	H	E
Texas A&M	1	1	0	0	0	0	1	0	4	4	11	3
LSU	0	0	2	0	0	4	0	0	X	6	7	2

E - GRAHOVAC (2(5)); MONTGOMERY (3); Milam (4); Jump (2). DP - Texas A&M 1; LSU 2. LOB - Texas A&M 8; LSU 2. 2B - LAVIOLETTE (14); Pearson (6). HR - LAVIOLETTE (24); CAMARILLO (2(6)). HBP - LAVIOLETTE; BURTON; SCHOTT; Braswell III. SF - Travinski (2). CS - GRAHOVAC (1).

Texas A&M

Player	ip	r	er	bb	so	ab	bf
Ryan Prager	5.0	4	2	2	5	18	20
Josh Stewart	0.0	1	1	1	0	0	1
Kaiden Wilson	0.0	1	1	0	0	1	1
Brad Rudis	3.0	1	0	0	1	8	10

LSU

Player	ip	r	er	bb	so	ab	bf	
Jump	5.1	6	3	3	0	4	21	24
Ulloa	1.1	1	0	0	1	5	5	
Herring	2.1	4	1	0	0	3	10	

Win - Ulloa (1-1). Loss - PRAGER (8-1). Save - HERRING (4).
 WP - HERRING (4). HBP - by Jump (BURTON); by Jump (LAVIOLETTE); by Jump (SCHOTT); by RUDIS (Braswell III).

Umpires - HP: Scott Cline 1B: Jason Bradley 2B: Derek Mollica 3B: Jason Johnson
 Start: 7:02 pm Time: 2:55 Attendance: 11007
 Weather: 77 degrees, cloudy

PRAGER faced 2 batters in the 6th.
 STEWART faced 1 batter in the 6th.
 WILSON faced 1 batter in the 6th.



2024 Texas A&M Baseball
#1 Texas A&M at LSU
May 04, 2024 at Baton Rouge, La. (Alex Box/Bertman Fld)



Texas A&M 4 (39-8,15-8 SEC)

Player	ab	r	h	rbi	bb	so	po	a	lob
Gavin Grahovac 3b	5	1	1	0	0	4	0	2	0
Jace LaViolette cf	4	1	1	1	1	3	2	0	3
Braden Montgomery rf	3	1	0	0	2	0	2	0	0
Jackson Appel c	3	0	1	0	0	7	0	3	
Hayden Schott dh	3	0	0	0	1	2	0	0	
Ali Camarillo ss	3	0	1	0	1	0	4	1	
Caden Sorrell lf	3	0	1	1	0	2	0	0	
Travis Chestnut 2b	2	0	0	0	1	2	3	2	
Ted Burton ph	1	0	1	0	0	0	0	0	
Kaeden Kent pr	0	1	0	0	0	0	0	0	
Ryan Targac 1b	2	0	0	0	2	6	0	0	
Blake Binderup ph/1b	2	0	0	0	0	2	2	0	
Justin Lamkin p	0	0	0	0	0	0	0	0	
Shane Sdao p	0	0	0	0	0	0	0	0	
Evan Aschenbeck p	0	0	0	0	0	0	0	0	
Brock Peery p	0	0	0	0	0	0	0	0	
Totals	31	4	5	4	6	16	24	9	

LSU 6 (31-17,9-14 SEC)

Player	ab	r	h	rbi	bb	so	po	a	lob
Larson rf	4	0	0	0	1	2	3	0	0
Bingham lf	0	0	0	0	0	0	0	0	0
White 3b	5	1	2	0	1	0	0	0	0
Jones 1b	3	1	2	1	2	0	3	1	0
Pearson lf/rf	4	1	1	0	1	2	0	4	
Travinski dh	4	0	1	1	0	0	0	4	
Braswell III ss	4	1	0	0	0	0	0	1	
Milam 2b	3	1	1	0	1	1	0	1	
Tanner Jones p	0	0	0	0	0	0	0	0	
Chris Cortez p	0	0	0	0	0	0	0	1	
Kaiden Wilson p	0	0	0	0	0	0	0	0	
Evan Aschenbeck p	0	0	0	0	0	0	0	0	
Totals	40	14	13	14	10	15	27	6	9

Score by Innings

	1	2	3	4	5	6	7	8	9	R	H	E
Texas A&M	3	0	0	0	0	0	0	0	1	4	5	2
LSU	0	0	3	0	0	0	1	2	X	6	8	1

E - CHESTNUT (3); TARGAC (4); Braswell III (12). LOB - Texas A&M 9; LSU 10. 2B - GRAHOVAC (13); Jones (12); Pearson (7); Milam (7). HR - White (19); Jones (20). HBP

2024 BOX SCORES



2024 Texas A&M Aggie Baseball
Rice at #2 Texas A&M
May 07, 2024 at B-CS, Texas (Blue Bell Park)



Rice 3 (19-29)

Player	ab	r	h	rbi	bb	so	po	a	lob
Jacob Devenny lf	4	1	1	0	0	0	0	0	0
Ben Dukas cf	3	0	1	0	1	1	0	0	0
Treyton Rank 1b	2	0	0	0	0	1	0	1	0
Jack Riedel ss	2	0	0	0	1	2	2	0	0
Pierce Gallo 2b	3	0	0	0	1	4	0	0	0
Nathan Becker dh	2	0	1	0	1	0	0	0	0
Kyte McDonald rf	3	0	1	0	1	0	0	3	0
Manny Garza c	2	1	2	1	0	0	0	0	0
Aric Anderson c	1	0	0	0	1	2	0	0	0
Tobias Motley 3b	3	1	1	1	0	0	1	2	0
Mauricio Rodriguez p	0	0	0	0	0	0	1	0	0
Jackson Mayo p	0	0	0	0	0	0	0	0	0
Jack Ben-Shoshan p	0	0	0	0	0	0	0	0	0
Jake Melvin p	0	0	0	0	0	0	0	0	0
Matthew Rheame p	0	0	0	0	0	0	0	0	0
Landon West p	0	0	0	0	0	0	0	0	0
Totals	25	3	7	3	2	5	18	9	5

Texas A&M 16 (41-8)

Player	ab	r	h	rbi	bb	so	po	a	lob
Gavin Grahovac 3b	4	2	3	1	0	0	0	1	0
Blake Binderup pr/1b	0	1	0	1	0	2	0	0	0
Jace LaViolette cf	3	1	1	3	2	1	3	0	0
Braden Montgomery rf	4	2	2	3	1	0	4	0	0
Jackson Appel c	1	0	0	0	2	0	2	0	0
Max Kaufer ph/c	1	0	0	1	1	3	0	2	0
Hayden Schott dh	3	0	1	1	0	2	0	0	0
Hank Bard ph/dh	1	1	0	0	1	0	0	2	0
Alli Camarillo ss	3	0	0	0	2	3	2	3	0
Justin Vossos ph/2b	1	0	0	0	1	0	1	0	0
Caden Sorrell lf	2	3	2	1	1	0	1	0	0
Jeff Johnston ph/lf	0	1	0	0	1	0	0	0	0
Travis Chestnut 2b	1	1	0	0	0	1	0	0	0
Jack Bell ph/2b	1	2	1	0	0	0	0	0	0
Kaeden Kent 1b/3b	2	2	1	2	1	3	2	0	0
Weston Moss p	0	0	0	0	0	0	0	0	0
Brad Rudis p	0	0	0	0	0	0	1	0	0
Luke Jackson p	0	0	0	0	0	0	0	0	0
Zane Badmaev p	0	0	0	0	0	0	0	0	0
Eldridge Armstrong p	0	0	0	0	0	0	0	0	0
Totals	27	16	11	13	11	8	21	8	7

Score by Innings

	1	2	3	4	5	6	7	R	H	E
Rice	0	0	1	0	0	1	1	3	7	1
Texas A&M	2	3	0	4	2	5	X	16	11	0

E - GARZA, DP - RICE 1; Aggies 1. LOB - RICE 5; Aggies 7. 2B - MONTGOMERY; KENT, HR - GARZA; MOTLEY; GRAHOVAC; LAVIOLETTE; MONTGOMERY; SORRELL, HBP - RANK; CHESTNUT; BELL, SF - RIEDEL; KENT, SB - APPEL; SORRELL; CHESTNUT, CS - DUKAS.

Rice	ip	h	r	er	bb	so	ab	bf	np
Mauricio Rodriguez	3.2	6	7	7	1	6	17	19	68
Jackson Mayo	0.1	4	4	2	0	5	7	29	
Jack Ben-Shoshan	1.0	1	0	0	1	3	5	26	
Jake Melvin	0.1	0	3	3	2	1	4	14	
Matthew Rheame	0.0	0	2	2	5	0	0	1	25
Landon West	0.2	0	0	0	0	0	1	3	

Texas A&M	ip	h	r	er	bb	so	ab	bf	np
Weston Moss	2.1	1	1	1	0	2	8	40	
Brad Rudis	2.2	4	0	0	0	0	10	28	
Luke Jackson	0.0	1	1	1	0	1	3	9	
Zane Badmaev	1.0	0	0	0	1	2	4	19	
Eldridge Armstrong	1.0	1	1	0	2	4	4	19	

Win - RUDIS (5-0). Loss - RODRIGUEZ (1-1). Save - None.
WP - RODRIGUEZ 3. HBP - by RODRIGUEZ (CHESTNUT); by JACKSON (RANK); by MELVIN (BELL). Inherited runners/scored: MAYO 1/1; BEN-SHOSHAN 2/2; RHEAUME 3/3; L WEST 3/0; BADMAEV 3/1. Pitches/strikes: RODRIGUEZ 68/38; MAYO 29/14; BEN-SHOSHAN 26/13; MELVIN 14/4; RHEAUME 25/5; L WEST 3/2; W. MOSS 40/25; RUDIS 28/22; JACKSON 9/3; BADMAEV 19/12; ARMSTRONG 19/12.

Umpires - HP: Doug Williams 1B: Clint Fagan 2B: Michael Dorantes 3B: Randy Rosenberg
Start: 6:02 PM Time: 2:53 Attendance: 7111
Weather: 90, Partly Cloudy
MAYO faced 2 batters in the 5th.
JACKSON faced 3 batters in the 6th.
RHEAUME faced 5 batters in the 6th.



2024 Texas A&M Baseball
#2 Texas A&M at Ole Miss
May 10, 2024 at Oxford, Miss. (Swayze Field)



Texas A&M 3 (41-9,16-9 SEC)

Player	ab	r	h	rbi	bb	so	po	a	lob
Gavin Grahovac 3b	5	1	0	0	0	2	0	1	1
Jace LaViolette cf	4	0	0	1	3	1	0	0	0
Braden Montgomery rf	4	0	1	1	1	0	0	0	0
Jackson Appel c	5	1	3	1	0	12	1	1	1
Hayden Schott dh	3	0	2	1	1	0	0	0	0
Alli Camarillo ss	3	0	0	0	1	1	0	1	6
Caden Sorrell lf	4	0	0	0	2	3	0	2	0
Travis Chestnut 2b	3	0	0	0	1	2	0	0	0
Kaeden Kent 1b	4	1	1	1	0	1	7	1	0
Ryan Prager p	0	0	0	0	0	0	1	0	0
Evan Aschenbeck p	0	0	0	0	0	0	0	0	0
Josh Stewart p	0	0	0	0	0	0	0	0	0
Totals	35	3	7	3	5	13	24	7	10

Ole Miss 4 (26-23,10-15 SEC)

Player	ab	r	h	rbi	bb	so	po	a	lob
L. Hill ss	3	1	2	0	1	0	0	0	4
A. Fischer dh	4	1	1	0	0	2	0	0	0
J. Ross lf	4	1	2	2	0	0	0	0	1
W. Furniss 1b	4	0	0	0	0	1	9	0	2
E. Groff cf	3	0	1	1	0	1	2	0	0
T. Hughes rf	4	0	0	0	0	2	1	0	1
J. Utermark 3b	3	1	1	1	0	2	0	2	0
R. Burford 2b	3	0	1	0	0	1	1	1	0
E. Berch c	3	0	0	0	0	3	14	1	0
R. Maddox p	0	0	0	0	0	0	0	1	0
W. Mendes p	0	0	0	0	0	0	0	0	0
C. Spencer p	0	0	0	0	0	0	0	0	0
Totals	31	4	8	4	1	12	27	9	5

Score by Innings

	1	2	3	4	5	6	7	8	9	R	H	E
Texas A&M	1	1	0	0	0	0	0	0	0	3	7	2
Ole Miss	0	1	1	0	0	0	0	2	X	4	8	1

E - APPEL(2); ASCHENBECK(1); J. Utermark(3). LOB - TAMU 10; Ole Miss 5. 2B - APPEL(12); J. Ross(10); R. Burford(5). HR - KENT(2); J. Utermark(4). SF - E. Groff(4). SB - MONTGOMERY(5); CHESTNUT(10).

Texas A&M	ip	h	r	er	bb	so	ab	bf	np
Ryan Prager	5.2	5	2	2	1	10	22	23	
Evan Aschenbeck	1.2	3	2	2	0	2	8	8	
Josh Stewart	0.2	0	0	0	0	0	1	2	

Ole Miss	ip	h	r	er	bb	so	ab	bf	np
R. Maddox	6.0	6	3	2	3	7	25	28	
W. Mendes	2.0	0	0	0	2	4	6	8	
C. Spencer	1.0	1	0	0	0	2	4	4	

Win - W. Mendes (2-1). Loss - ASCHENBECK (4-1). Save - C. Spencer (7).
PB - E. Berch(3).

Umpires - HP: Jeffrey Macias 1B: Morris Hodges* 2B: Ray Gregson 3B: Alex Ransom
Start: 7:32 PM Time: 2:32 Attendance: 9155
Weather: 68F, 4 MPH N, clear



2024 Texas A&M Baseball
#2 Texas A&M at Ole Miss
May 11, 2024 at Oxford, Miss. (Swayze Field)



Texas A&M 2 (41-10,16-10)

Player	ab	r	h	rbi	bb	so	po	a	lob
Gavin Grahovac 3b	4	0	1	0	0	3	0	1	0
Jace LaViolette cf	4	1	1	1	0	2	0	0	0
Braden Montgomery rf	3	1	1	0	1	0	1	0	0
Jackson Appel c	3	0	1	1	0	6	0	0	0
Hayden Schott dh	3	0	1	0	1	2	0	0	2
Alli Camarillo ss	4	0	0	0	0	3	4	1	0
Caden Sorrell lf	3	0	0	0	3	1	1	0	0
Travis Chestnut 2b	2	0	0	0	0	1	0	1	0
Jack Bell 2b	1	0	0	0	1	0	2	0	0
Blake Binderup 1b	2	0	0	0	0	3	1	0	0
Kaeden Kent 1b	1	0	0	0	1	4	1	0	0
Justin Lamkin p	0	0	0	0	0	0	0	0	0
Chris Cortez p	0	0	0	0	0	0	0	0	0
Weston Moss p	0	0	0	0	0	0	0	0	0
Isaac Morton p	0	0	0	0	0	0	0	0	0
Zane Badmaev p	0	0	0	0	0	1	0	0	0
Totals	30	2	5	2	2	11	24	11	4

Ole Miss 10 (27-23,11-15)

Player	ab	r	h	rbi	bb	so	po	a	lob
L. Hill ss	3	2	1	1	1	1	0	1	0
A. Fischer 3b	4	0	1	2	0	1	1	0	1
J. Ross lf	5	1	1	2	0	0	1	1	0
W. Furniss 1b	4	2	1	0	1	0	3	1	3
E. Groff cf	4	0	2	1	0	10	5	0	0
C. Smithwick dh	3	1	1	1	0	0	0	0	0
R. Burford 2b	4	1	1	3	0	1	2	3	0
T. Hughes rf	3	1	1	0	1	1	4	0	1
E. Berch c	2	2	2	0	2	0	11	0	0
L. Doyle p	0	0	0	0	0	0	0	0	0
J. Mallitz p	0	0	0	0	0	0	1	0	0
Totals	32	10	11	10	5	5	27	4	9

Score by Innings

	1	2	3	4	5	6	7	8	9	R	H	E
Texas A&M	0	0	1	0	0	0	0	1	2	5	0	0
Ole Miss	0	5	1	3	0	0	0	1	X	10	11	0

DP - TAMU 1; Ole Miss 1. LOB - TAMU 4; Ole Miss 9. 2B - A. Fischer(9); E. Groff(9); C. Smithwick(5). HR - LAVIOLETTE(27); R. Burford(4). HBP - L. Hill; A. Fischer; E. Groff; C. Smithwick 2. SF - APPEL(4); R. Burford(1).

Texas A&M	ip	h	r	er	bb	so	ab	bf	np
Justin Lamkin	1.2	4	5	5	0	1	8	10	
Chris Cortez	1.2	2	4	4	2	1	6	11	
Weston Moss	0.2	1	0	0	0	1	3	4	
Isaac Morton	0.0	0	0	0	0	3	0	3	
Zane Badmaev	4.0	4	1	1	0	2	15	15	

2024 BOX SCORES



2024 Texas A&M Aggie Baseball
#2 Arkansas at #4 Texas A&M
May 16, 2024 at B-CS, Texas (Blue Bell Park)



Arkansas 0 (42-11,19-9 SEC)

Player	ab	r	h	rbi	bb	so	po	a	lob
Peyton Holt rf	5	0	1	0	2	3	0	1	
Peyton Stovall 2b	5	0	1	0	2	2	0	0	
Jared Sprague-Lott 3b	4	0	0	1	3	0	0	4	
Whehwa Aloy ss	5	0	0	0	0	4	0	0	
Ben McLaughlin 1b	5	0	2	0	1	11	0	1	
Will Edmundson pr	0	0	0	0	0	0	0	0	
Jack Wagner lf	0	0	0	0	0	0	0	0	
Ryder Helfrick dh	5	0	1	0	1	0	0	0	
Hudson White c	5	0	1	0	1	16	3	2	
Jayson Jones lf	4	0	1	0	3	0	2	0	
Ty Wilmsmeyer cf	4	0	2	0	0	2	0	0	
Hagen Smith p	0	0	0	0	0	0	0	0	
Christian Foutch p	0	0	0	0	0	0	0	0	
Gabe Gaekle p	0	0	0	0	0	0	0	0	
Stone Hewlett p	0	0	0	0	0	0	1	0	
Jake Faherty p	0	0	0	0	0	0	0	0	
Parker Coil p	0	0	0	0	0	0	0	0	
Will McEntire p	0	0	0	0	0	0	0	0	
Totals	42	0	9	0	1	33	22	10	

Texas A&M 1 (43-10,18-10 SEC)

Player	ab	r	h	rbi	bb	so	po	a	lob
Gavin Grahovac 3b	4	1	0	0	1	2	0	2	2
Jace LaViolette cf	5	0	2	0	0	3	4	0	0
Braden Montgomery rf	5	0	0	0	4	1	0	1	
Jackson Appel c	4	0	0	0	1	1	13	0	0
Ted Burton 1b	4	0	0	1	1	3	10	1	0
Hayden Schott dh	4	0	0	0	2	0	0	0	
Alli Camarillo ss	4	0	1	0	0	1	3	1	0
Caden Sorrell lf	4	0	0	0	2	2	0	2	
Travis Chestnut 2b	4	0	2	0	2	0	2	0	
Ryan Prager p	0	0	0	0	0	0	2	0	
Evan Aschenbeck p	0	0	0	0	0	0	0	0	
Totals	38	1	5	1	3	20	33	8	

Score by Innings	1	2	3	4	5	6	7	8	9	10	11	R	H	E
Arkansas	0	0	0	0	0	0	0	0	0	0	0	0	9	0
Texas A&M	0	0	0	0	0	0	0	0	0	0	1	1	5	1

Note: 2 outs, 3 runners LOB when the game ended.

E - BURTON, DP - AGGIES 1, LOB - ARK 10; AGGIES 8, 2B - McLAUGHLIN; LaVIOLETTE; CAMARILLO, SB - WILMSMEYER; LaVIOLETTE; CHESTNUT.

Arkansas	ip	h	r	er	bb	so	ab	bf	np
Hagen Smith	6.0	2	0	0	0	14	21	98	
Christian Foutch	1.0	0	0	0	1	3	3	12	
Gabe Gaekle	2.2	2	0	0	0	3	10	38	
Stone Hewlett	0.1	0	0	0	0	1	1	-	
Jake Faherty	0.1	1	1	1	1	2	3	19	
Parker Coil	0.1	0	0	0	1	1	2	5	
Will McEntire	0.0	0	0	1	0	0	1	5	

Win - ASCHENBECK (5-1). Loss - FAHERTY (0-1). Save - None.
WP - H. SMITH; GAECKLE. Inherited runners/scored: HEWLETT 1/0; COIL 2/0; McENTIRE 3/1. Pitches/strikes: H. SMITH 98/63; FOUTCH 12/8; GAECKLE 38/27; FAHERTY 19/10; COIL 5/3; McENTIRE 5/1; PRAGER 10/12; ASCHENBECK 46/37.

Umpires - HP: Eddie Newsom 1B: Jeff Wright 2B: Hank Himmanen 3B: Tyler Simpson
Start: 8:32 PM Time: 3:14 Attendance: 6976
Weather: 70, Overcast



2024 Texas A&M Aggie Baseball
#2 Arkansas at #4 Texas A&M
May 17, 2024 at B-CS, Texas (Blue Bell Park)



Arkansas 6 (43-11,20-9 SEC)

Player	ab	r	h	rbi	bb	so	po	a	lob
Kendall Diggs rf	4	0	0	0	1	2	4	0	2
Jared Sprague-Lott 3b	5	0	0	0	3	0	1	0	
Peyton Stovall 2b	4	2	3	0	1	0	3	1	0
Whehwa Aloy ss	5	2	1	0	2	1	3	2	
Hudson White c	3	2	3	1	1	8	0	0	
Ben McLaughlin 1b	4	0	2	1	0	1	8	0	
Ryder Helfrick dh	2	0	1	0	1	0	0	0	
Nolan Souza ph/dh	1	0	0	0	1	0	0	0	
Will Edmundson ph	0	0	0	0	0	0	0	0	
Peyton Holt cf/lf	4	0	1	0	0	2	0	2	
Jayson Jones lf	4	0	0	0	4	1	0	1	
Ty Wilmsmeyer cf	0	0	0	0	0	0	0	0	
Gage Wood p	0	0	0	0	0	0	3	0	
Parker Coil p	0	0	0	0	0	0	0	0	
Mason Molina p	0	0	0	0	0	0	0	0	
Totals	36	6	11	6	3	15	27	8	7

Texas A&M 3 (43-11,18-11 SEC)

Player	ab	r	h	rbi	bb	so	po	a	lob
Gavin Grahovac 3b	4	1	1	0	0	2	0	1	1
Jace LaViolette cf	4	1	1	1	0	1	0	0	0
Braden Montgomery rf	4	1	2	2	0	0	3	0	1
Jackson Appel c	4	0	1	0	0	0	15	0	1
Ted Burton 1b	4	0	0	0	0	0	5	1	1
Hayden Schott dh	4	0	0	0	0	0	0	2	
Alli Camarillo ss	4	0	1	0	2	1	2	0	
Caden Sorrell lf	4	0	1	0	0	1	2	0	
Travis Chestnut 2b	3	0	0	0	0	1	1	1	1
Brad Rudis p	0	0	0	0	0	0	0	0	
Justin Lamkin p	0	0	0	0	0	0	0	2	
Josh Stewart p	0	0	0	0	0	0	0	0	
Tanner Jones p	0	0	0	0	0	0	0	1	0
Totals	35	3	7	3	0	7	27	8	6

Score by Innings	1	2	3	4	5	6	7	8	9	R	H	E
Arkansas	0	1	1	0	0	1	0	3	0	6	11	1
Texas A&M	2	0	1	0	0	0	0	0	0	3	7	1

E - STOVALL; BURTON, LOB - ARK 7; AGGIES 6, 2B - ALOY; GRAHOVAC, HR - ALOY; WHITE; MONTGOMERY, HBP - CHESTNUT, SH - EDMUNSON, CS - DIGGS.

Arkansas	ip	h	r	er	bb	so	ab	bf	np
Gage Wood	5.0	7	3	2	0	5	23	86	
Parker Coil	1.0	0	0	0	0	3	4	13	
Mason Molina	3.0	0	0	0	2	9	9	40	

Win - MOLINA (4-2). Loss - STEWART (1-2). Save - None.
WP - JONES, HBP - by COIL (CHESTNUT). Inherited runners/scored: MOLINA 1/0; LAMKIN 2/0; STEWART 2/0; JONES 1/0.
Pitches/strikes: WOOD 86/58; COIL 13/7; MOLINA 40/25; RUDIS 34/22; LAMKIN 58/43; STEWART 35/23; JONES 37/26.

Umpires - HP: Jeff Wright 1B: Hank Himmanen 2B: Tyler Simpson 3B: Eddie Newsom
Start: 7:02 PM Time: 3:04 Attendance: 7980
Weather: 80, Clear Skies
COIL faced 1 batter in the 7th.
STEWART faced 4 batters in the 8th.



2024 Texas A&M Aggie Baseball
#2 Arkansas at #4 Texas A&M
May 18, 2024 at B-CS, Texas (Blue Bell Park)



Arkansas 4 (43-12,20-10 SEC)

Player	ab	r	h	rbi	bb	so	po	a	lob
Kendall Diggs rf	3	0	0	0	1	1	0	0	0
Jared Sprague-Lott 3b	3	1	1	0	1	1	1	1	0
Nolan Souza 3b	0	0	0	0	0	0	0	0	0
Peyton Stovall 2b	3	0	0	0	1	1	1	0	
Whehwa Aloy ss	3	1	1	0	1	2	0	0	
Hudson White dh	2	1	1	1	1	0	0	0	
Ben McLaughlin 1b	2	0	0	1	0	3	3	0	
Ryder Helfrick c	3	0	1	0	2	5	1	0	
Parker Rowland c	0	0	0	0	0	1	0	0	
Peyton Holt lf	3	0	0	0	3	4	0	1	
Ty Wilmsmeyer cf	3	1	1	0	2	2	0	1	
Will McEntire p	0	0	0	0	0	1	0	0	
Cooper Dosssett p	0	0	0	0	0	0	0	0	
Ben Bybee p	0	0	0	0	0	0	0	0	
Stone Hewlett p	0	0	0	0	0	0	0	0	
Dylan Carter p	0	0	0	0	0	0	0	0	
Totals	25	4	5	4	4	20	3	5	

Texas A&M 14 (44-11,19-11 SEC)

Player	ab	r	h	rbi	bb	so	po	a	lob
Gavin Grahovac 3b	2	3	1	2	3	0	1	1	0
Jace LaViolette cf	4	3	2	2	1	0	0	1	0
Braden Montgomery rf	5	1	1	0	2	0	0	1	
Jackson Appel c	3	1	0	0	2	0	12	0	0
Ted Burton 1b	4	1	1	3	0	1	6	0	0
Ryan Targac ph	1	0	1	1	0	0	0	0	
Hayden Schott dh	3	1	1	1	0	0	0	0	
Alli Camarillo ss	4	0	1	0	0	2	0	2	1
Caden Sorrell lf	4	2	2	0	0	1	0	2	
Travis Chestnut 2b	4	2	3	0	0	1	0	0	
Shane Sdao p	0	0	0	0	0	0	1	0	
Chris Cortez p	0	0	0	0	0	0	0	0	
Zane Badmaev p	0	0	0	0	0	0	1	0	
Totals	34	14	15	12	7	6	21	5	7

Score by Innings	1	2	3	4	5	6	7	R	H	E
Arkansas	0	1	3	0	0	0	0	4	5	0
Texas A&M	2	2	1	0	0	6	3	14	15	0

Note: 2 outs, 2 runners LOB when the game ended.

LOB - ARK 5; AGGIES 7, 2B - BURTON(9); CAMARILLO(11); CHESTNUT(5), HR - ALOY(13); WHITE(6); GRAHOVAC(19); LaVIOLETTE(28); MONTGOMERY(26); SORRELL(8), HBP - STOVALL.

Arkansas	ip	h	r	er	bb	so	ab	bf	np
Will McEntire	1.1	4	4	4	1	1	8	45	
Cooper Dosssett	1.1	1	1	1	0	5	6	20	
Ben Bybee	2.1	4	3	3	2	3	11	13	50
Stone Hewlett	0.1	1	3	3	2	1	2	4	20
Dylan Carter	1.1	5	3	3	1	1	8	40	

Texas A&M	ip	h	r	er	bb	so	ab	bf	np
Shane Sdao	3.0	5	4	4	1	3	13	14	59
Chris Cortez	3.0	0	0	0	3	8	9	13	57
Zane Badmaev	1.0	0	0	0	0	1	3	3	14

Win - CORTEZ (8-2). Loss - DOSSETT (3-1). Save - None.
WP - BYBEE(1); HEWLETT(2), HBP - by CORTEZ (STOVALL), PB - ROWLAND(1). Inherited runners/scored: DOSSETT 1/0; BYBEE 1/0; HEWLETT 2/2; CARTER 1/1. Pitches/strikes: McENTIRE 45/29; DOSSETT 20/8; BYBEE 50/29; HEWLETT 20/9; CARTER 40/19; SDAO 59/37; CORTEZ 57/31; BADMAEV 14/9.

Umpires - HP: Hank Himmanen 1B: Tyler Simpson 2B: Eddie Newsom 3B: Jeff Wright
Start: 2:02 PM Time: 2:51 Attendance: 7337
Weather: 87, Sunny
BYBEE faced 3 batters in the 6th.



2024 Texas A&M Baseball
Mississippi State vs Texas A&M
May 22, 2024 at Hoover, Ala. (Hoover Met)



Mississippi State 5 (38-19)

Player	ab	r	h	rbi	bb	so	po	a	lob
CHANCE lf	3	2							

2024 BOX SCORES



2024 Texas A&M Baseball Texas A&M vs Tennessee May 23, 2024 at Hoover, Ala. (Hoover Met)



Texas A&M 4 (44-13)

Tennessee 7 (47-11)

Player ab r h rbi bb so po a lob
Gavin Grahovac 3b 5 2 2 2 0 1 2 3 0
Jace LaViolette cf 5 1 2 0 0 2 2 0 1
Braden Montgomery rf 5 0 0 0 0 2 1 0 1

Player ab r h rbi bb so po a lob
MOORE, C. 2b 5 1 3 1 0 0 1 1 0
BURKE, B. 1b 4 0 1 0 0 0 3 2 3
AMICK, B. 3b 3 0 0 0 2 1 0 1 0

Score by Innings 1 2 3 4 5 6 7 8 9 R H E
Texas A&M 0 0 1 0 0 1 0 1 1 4 9 3
Tennessee 0 0 1 1 1 0 3 1 X 7 10 1

E - GRAHOVAC (2?); CAMARILLO(7); ENSLEY, H.(2). DP - Texas A&M 1. LOB - Texas A&M 8; Tennessee 11. 2B - BURTON(11); MOORE, C.(14); TEARS, K.(13). HR - GRAHOVAC 2(21); APPEL(10); TEARS, K.(17); STARK, C.(6). HBP - BURKE, B. SF - DREILING, D.(1). SB - APPEL(12); BURTON(10); SORRELL(6). CS - AMICK, B.(1).

Texas A&M ip h r er bb so ab bf
Ryan Prager 2.1 3 1 1 2 2 10 13
Brock Peery 1.1 0 1 1 3 0 3 6
Tanner Jones 2.1 3 2 2 1 3 10 11

Tennessee ip h r er bb so ab bf
STAMOS, C. 3.1 1 1 1 1 3 11 12
CAUSEY, A. p 4.0 5 2 2 1 7 17 18
CONNELL, K. 1.2 3 1 1 1 2 8 9

Win - CAUSEY, A. (11-3). Loss - PEERY (2-1). Save - None. WP - W. MOSS. HBP - by W. MOSS (BURKE, B.).

Umpires - HP: Jeff Heald 1B: Scott Cline 2B: Brian deBrauwere 3B: Kevin Sweeney
Start: 1:00 pm Time: 3:29 Attendance: 6825
Weather: 87, cloudy
JONES faced 1 batter in the 7th.
STEWART faced 1 batter in the 8th.



2024 Texas A&M Baseball Grambling at #3 Texas A&M May 31, 2024 at B-CS, Texas (Blue Bell Park)



Grambling 0 (26-27)

Texas A&M 8 (45-13)

Player ab r h rbi bb so po a lob
BOROM lf 5 0 2 0 0 2 3 0 1
WALKER 2b 5 0 1 0 0 1 1 2 5
BUFFORD 3b 4 0 0 0 1 2 0 1 0

Player ab r h rbi bb so po a lob
Gavin Grahovac 3b 4 1 1 0 1 2 1 1 1
Kaeden Kent 3b 0 0 0 0 0 0 0 0 0
Jace LaViolette cf 3 0 0 1 2 0 2 0 0

Score by Innings 1 2 3 4 5 6 7 8 9 R H E
Grambling 0 0 0 0 0 0 0 0 0 0 0 1
Texas A&M 0 7 0 1 0 0 0 0 X 8 10 1

E - VARGAS(12); W. MOSS(1). DP - GSUBB 1. LOB - GSUBB 14; Aggies 7. 2B - BURTON(12). HBP - SORRELL. SH - THOMAS(1). SB - MARTINEZ(3); GRAHOVAC 2(3); APPEL(13); CAMARILLO(9); SORRELL 2(8).

Grambling ip h r er bb so ab bf
M. MARTINEZ 1.2 5 7 6 5 2 9 14
J. MARTINEZ 4.1 4 1 1 1 4 16 18
NEWMAN 2.0 1 0 0 0 3 7 7

Texas A&M ip h r er bb so ab bf
Tanner Jones 3.1 7 0 0 2 4 15 18
Brad Rudis 1.2 0 0 0 1 1 5 6
Weston Moss 1.2 0 0 0 1 3 5 6

Win - RUDIS (6-0). Loss - M. MARTINEZ (12-3). Save - None. WP - M. MARTINEZ 3(19); NEWMAN(6). HBP - by J. MARTINEZ (SORRELL).

Umpires - HP: Greg Street 1B: Nathan Huber 2B: Perry Costello 3B: Tim Rosso
Start: 12:06 pm Time: 3:26 Attendance: 7034
Weather: 77, Overcast



2024 Texas A&M Baseball #3 Texas A&M at Texas Jun 01, 2024 at B-CS, Texas (Blue Bell Park)



Texas A&M 4 (46-13)

Texas 2 (36-23)

Player ab r h rbi bb so po a lob
Gavin Grahovac 3b 6 0 0 0 0 3 0 3 0
Jace LaViolette cf 3 1 0 0 3 2 2 0 0
Braden Montgomery rf 4 1 1 0 1 1 2 0 2

Player ab r h rbi bb so po a lob
Thomas 1b 5 1 1 1 0 0 6 0 1
Flores ss 4 0 0 0 1 1 3 0 2
Powell 3b 5 0 1 0 0 1 0 0 0

Score by Innings 1 2 3 4 5 6 7 8 9 10 11 R H E
Texas A&M 0 0 0 0 1 0 0 1 0 0 2 4 5 0
Texas 1 0 0 0 0 1 0 0 0 0 0 2 4 3

E - Flores 2(12); Powell(9). DP - Aggies 1. LOB - Aggies 14; UT 6. 2B - Schuessler(14). HR - SORRELL(9); Thomas(16); Schuessler(10). HBP - MONTGOMERY. SH - Brown(1); Gasparino(4); Kennedy, Dee(4). SB - LaVIOLETTE(6); CHESTNUT(13).

Texas A&M ip h r er bb so ab bf
Ryan Prager 6.1 4 2 2 4 7 20 26
Evan Aschenbeck 4.2 0 0 0 1 1 13 15

Texas ip h r er bb so ab bf
Johnson 5.0 2 1 1 3 8 18 21
Boehm 4.0 1 1 0 3 5 15 19
Duplantier 1.1 1 2 2 2 1 5 7

Win - ASCHENBECK (6-1). Loss - Duplantier (2-2). Save - None. WP - Johnson(13); Lummus(3). HBP - by Boehm (MONTGOMERY).

Umpires - HP: Perry Costello 1B: Jason Harstick 2B: Greg Street 3B: Darren Hyman
Start: 8:06 Time: 3:56 Attendance: 7630
Weather: 86, Partly Cloudy, ESE 8 mph



2024 Texas A&M Baseball #3 Texas A&M at #22 Louisiana Jun 02, 2024 at B-CS, Texas (Blue Bell Park)



Texas A&M 9 (47-13)

Louisiana 4 (42-20)

Player ab r h rbi bb so po a lob
Gavin Grahovac 3b 5 1 1 2 1 0 0 0 0
Jace LaViolette cf 5 1 2 0 1 1 1 0 1
Braden Montgomery rf 6 1 2 4 0 2 3 0 0

Player ab r h rbi bb so po a lob
LaFLEUR 1b 5 1 3 1 0 1 6 0 0
BOUSSARD rf 4 0 1 0 0 2 3 0 2
DeBARGE ss 4 0 1 1 0 2 1 2 0

Score by Innings 1 2 3 4 5 6 7 8 9 R H E
Texas A&M 0 0 1 4 1 0 1 0 2 9 13 0
Louisiana 0 0 1 0 0 0 0 0 3 4 9 1

E - TAYLOR(5). LOB - Aggies 13; LA 7. 2B - BURTON(13); LaFLEUR(16); DeBARGE(19); STELLY 2(13). HR - GRAHOVAC(22); MONTGOMERY(27); SCHOTT(7); CAMARILLO(7); SORRELL(10). HBP - BURTON; TAYLOR. SH - BROUSSARD(6); TAYLOR(6). SB - APPEL(14); CHESTNUT(14). CS - CHESTNUT(1).

Texas A&M ip h r er bb so ab bf
Shane Sdao 5.1 6 1 1 0 6 20 22
Chris Cortez 2.2 0 0 0 1 6 7 8
Justin Lamkin 0.1 1 2 2 1 0 1 3

Louisiana ip h r er bb so ab bf
CHRISTIE 3.1 5 3 3 2 2 15 18
FLUNO 1.2 5 3 3 1 0 10 11
MARSHALL 1.2 1 1 1 1 2 6 7

Win - SDAO (5-1). Loss - CHRISTIE (2-2). Save - None. WP - RUDIS(3); CHRISTIE 2(7); MARSHALL(4). HBP - by CHRISTIE (BURTON); by LAMKIN (TAYLOR).

Umpires - HP: Darren Hyman 1B: Jason Harstick 2B: Nathan Huber 3B: Perry Costello
Start: 7:06 pm Time: 2:46 Attendance: 7328
FLUNO faced 2 batters in the 6th.

2024 IIN REVIEW

2024 BOX SCORES



2024 Texas A&M Baseball Oregon at #3 Texas A&M Jun 08, 2024 at B-CS, Texas (Blue Bell Park)



Oregon 6 (40-19)

Player	ab	r	h	rbi	bb	so	po	a	lob
NEVILLE rf	3	1	1	1	2	3	0	2	
AROZ lf	4	2	2	3	1	2	1	2	
MEGGERS dh	5	0	2	2	0	2	0	0	2
SMITH 2b	5	0	0	0	4	2	2	1	
WALSH 1b	4	0	0	0	2	5	0	0	
THOMPSON c	3	1	1	0	1	0	8	1	0
MOLONY ss	4	0	0	0	2	3	0	0	0
GARATE 3b	3	1	2	0	0	0	1	0	
BOETTCHER cf	3	1	1	0	0	2	0	0	
GORDON p	0	0	0	0	0	0	0	1	0
FEATHERSTON p	0	0	0	0	0	0	0	0	0
MERCADO p	0	0	0	0	0	0	0	0	0
SPOLJARIC p	0	0	0	0	0	0	0	0	0
Totals	34	6	9	6	3	14	24	6	7

Texas A&M 10 (48-13)

Player	ab	r	h	rbi	bb	so	po	a	lob
Gavin Grahovac 3b	3	3	1	0	2	2	1	2	0
Jace LaViolette cf/lf	3	1	1	2	1	1	0	0	
Braden Montgomery rf	0	0	0	0	1	0	0	0	0
Kaeden Kent 2b	4	1	1	2	0	0	1	0	1
Jackson Appel c	5	2	3	2	0	0	13	2	0
Ted Burton 1b	4	1	2	0	1	1	5	1	1
Hayden Schott dh	5	0	3	0	0	0	0	0	0
Alli Camarillo ss	5	0	1	0	0	1	2	2	4
Caden Sorrell lf	3	1	0	0	1	0	0	0	3
Travis Chestnut 2b/cf	2	1	0	0	2	2	3	0	0
Ryan Prager p	0	0	0	0	0	0	0	0	0
Chris Cortez p	0	0	0	0	0	0	0	1	0
Evan Aschenbeck p	0	0	0	0	0	0	1	0	0
Totals	34	10	12	8	9	7	27	8	9

Score by Innings	1	2	3	4	5	6	7	8	9	R	H	E
Oregon	2	4	0	0	0	0	0	0	0	6	9	2
Texas A&M	3	0	1	3	3	0	0	0	X	10	12	0

E - NEVILLE(2); WALSH(4). DP - Aggies 1. LOB - ORE 7; Aggies 9. 2B - MEGGERS(8); LAVIOLETTE(16); APPEL 2(14); SCHOTT(14). HR - AROZ(5). HBP - GARATE; BOETTCHER. SF - NEVILLE(4). CS - KENT(2).

Oregon	ip	h	r	er	bb	so	ab	bf
GORDON	3.1	9	7	6	4	4	18	22
FEATHERSTON	0.2	0	3	3	4	0	2	6
MERCADO	3.2	3	0	0	1	3	13	14
SPOLJARIC	0.1	0	0	0	0	0	1	1

Win - CORTEZ (9-3). Loss - GORDON (7-6). Save - ASCHENBECK (8). WP - GORDON 3(8); FEATHERSTON 2(10). HBP - by PRAGER (BOETTCHER); by CORTEZ (GARATE).

Umpires - HP: Mark Wagers 1B: Jeff Gosney 2B: Adam Dowdy 3B: Derek Mollica
Start: 1:06 PM Time: 3:36 Attendance: 7835
Weather: 91, Clear Skies
FEATHERSTON faced 3 batters in the 5th.



2024 Texas A&M Baseball #3 Texas A&M at Oregon Jun 09, 2024 at B-CS, Texas (Blue Bell Park)



Texas A&M 15 (49-13)

Player	ab	r	h	rbi	bb	so	po	a	lob
Jackson Appel c	5	2	2	0	1	0	7	0	2
Jace LaViolette rf	4	1	1	2	1	1	0	0	
Gavin Grahovac 3b	5	1	1	0	0	2	0	3	0
Hayden Schott dh	4	3	4	4	1	0	0	0	
Ted Burton 1b	3	2	0	1	1	0	6	1	1
Caden Sorrell lf	4	1	0	1	1	0	1	0	0
Alli Camarillo ss	3	2	1	2	2	3	0	0	
Kaeden Kent 2b	5	2	3	5	0	0	4	2	0
Travis Chestnut cf	3	1	0	0	2	1	4	0	1
Shane Sdao p	0	0	0	0	0	0	1	0	0
Brad Rudis p	0	0	0	0	0	0	0	0	0
Tanner Jones p	0	0	0	0	0	0	0	0	0
Brock Peery p	0	0	0	0	0	0	0	0	0
Kaiden Wilson p	0	0	0	0	0	0	0	0	0
Zane Badmaev p	0	0	0	0	0	0	0	0	0
Evan Aschenbeck p	0	0	0	0	0	0	0	0	0
Totals	36	15	12	15	9	6	27	11	4

Oregon 9 (40-20)

Player	ab	r	h	rbi	bb	so	po	a	lob
NEVILLE rf	4	1	3	0	1	0	2	0	0
HELLMAN dh	4	2	3	2	1	1	0	0	0
MEGGERS c	4	1	2	0	1	5	0	1	
THOMPSON c	0	0	0	0	0	0	1	0	0
SMITH 2b	5	2	3	1	0	1	4	0	0
BROOKS pr/2b	0	0	0	0	0	0	0	0	0
AROZ lf	4	2	2	1	0	1	2	3	
WALSH 1b	4	0	0	0	1	1	9	2	0
MOLONY ss	4	0	0	0	0	0	1	4	0
COONEY ss	1	0	0	0	0	0	0	0	0
GARATE 3b	4	0	1	0	1	1	3	0	
CASSELLA ph	1	0	0	0	0	0	0	0	0
BOETTCHER cf	5	1	1	0	0	1	0	3	
GRINSELL p	0	0	0	0	0	0	0	0	0
MOORE p	0	0	0	0	0	0	0	0	0
JORDAN p	0	0	0	0	0	0	0	0	0
SPOLJARIC p	0	0	0	0	0	0	0	0	0
STOKES p	0	0	0	0	0	0	1	0	0
Totals	40	9	14	7	3	7	27	11	9

Score by Innings	1	2	3	4	5	6	7	8	9	R	H	E
Texas A&M	1	0	1	2	0	0	9	2	0	15	12	3
Oregon	4	1	2	0	0	1	0	1	0	9	14	0

E - GRAHOVAC 2(9); WILSON(1). DP - Aggies 1; ORE 3. LOB - Aggies 4; ORE 9. 2B - KENT(5); SMITH(16). HR - SCHOTT(8); KENT(3); HELLMAN(4); MEGGERS(5); SMITH(4); AROZ(6). HBP - BURTON; MEGGERS; AROZ. SB - APPEL(15); CHESTNUT 2(16); NEVILLE(8); BOETTCHER(15). CS - NEVILLE(4).

Texas A&M	ip	h	r	er	bb	so	ab	bf
Shane Sdao	0.1	3	2	2	0	0	3	3
Brad Rudis	0.2	2	2	2	0	1	4	4
Tanner Jones	2.0	5	3	2	0	1	11	11
Brock Peery	0.0	0	0	0	2	0	2	2
Kaiden Wilson	2.0	2	1	0	1	7	9	9
Zane Badmaev	1.0	0	0	0	0	3	4	4
Evan Aschenbeck	3.0	2	1	1	0	4	12	12

Win - BADMAEV (3-0). Loss - MOORE (4-1). Save - ASCHENBECK (9). WP - PEERY(2); GRINSELL 2(8); STOKES(5). HBP - by WILSON (MEGGERS); by BADMAEV (AROZ); by MOORE (BURTON).

Umpires - HP: Jeff Gosney 1B: Adam Dowdy 2B: Derek Mollica 3B: Mark Wagers
Start: 6:36 pm Time: 3:56 Attendance: 7934
Weather: 93, SSE 6-10, Partly Sunny
PEERY faced 2 batters in the 4th.
GRINSELL faced 1 batter in the 5th.
WILSON faced 2 batters in the 6th.
JORDAN faced 3 batters in the 7th.



2024 Texas A&M Baseball Florida vs Texas A&M Jun 15, 2024 at Omaha, Neb. (Charles Schwab Field)



Florida 2 (34-29)

Player	ab	r	h	rbi	bb	so	po	a	lob
Kurland 2b	4	0	0	0	0	2	1	1	1
Caglianone 1b	3	0	2	0	1	0	6	1	0
Wilson rf	4	0	0	0	1	4	1	0	2
Shelton ss	4	0	0	0	3	2	4	0	
Heyman c	4	0	1	0	0	1	0	3	
Shelntz lf	3	1	1	0	1	2	2	0	
Thomas 3b	4	1	2	1	0	1	0	1	3
Donay dh	3	0	0	0	0	3	0	0	0
Robertson cf	4	0	2	1	0	1	1	0	1
Peterson p	0	0	0	0	0	0	1	0	0
Jameson p	0	0	0	0	0	0	1	0	0
Fisher p	0	0	0	0	0	0	0	0	0
Neely p	0	0	0	0	0	0	0	0	0
Totals	33	2	8	2	3	16	24	8	10

Texas A&M 3 (50-13)

Player	ab	r	h	rbi	bb	so	po	a	lob
Jackson Appel c	3	0	0	0	1	2	16	1	3
Jace LaViolette rf	2	0	0	0	2	0	2	0	0
Gavin Grahovac 3b	4	0	1	0	0	3	0	1	3
Hayden Schott dh	3	1	1	0	1	1	0	0	1
Ted Burton 1b	4	0	0	0	0	0	7	0	1
Caden Sorrell lf	4	1	2	1	0	0	0	0	0
Alli Camarillo ss	2	1	0	0	2	1	1	2	0
Kaeden Kent 2b	3	0	1	0	1	1	0	3	0
Travis Chestnut cf	3	0	1	0	2	1	0	0	0
Justin Lamkin p	0	0	0	0	0	0	0	1	0
Chris Cortez p	0	0	0	0	0	0	0	0	0
Evan Aschenbeck p	0	0	0	0	0	0	0	0	0
Totals	28	3	6	2	7	10	27	8	8

Score by Innings	1	2	3	4	5	6	7	8	9	R	H	E
Florida	0	0	0	0	0	0	2	0	0	2	8	0
Texas A&M	0	2	1	0	0	0	0	X	0	3	6	0

DP - Florida 2; Texas A&M 1. LOB - Florida 10; Texas A&M 8. 2B - Caglianone(8); Heyman(12); Shelntz(19); Thomas(9); SORRELL(7). HBP - Kurland; Caglianone. SH - Donay(4). SB - Thomas(4); LAVIOLETTE(7).

Florida	ip	h	r	er	bb	so	ab	bf
Peterson	2.1	4	3	3	4	4	11	15
Jameson	3.0	1	0	0	3	10	13	13
Fisher	0.2	0	0	0	0	0	1	1
Neely	2.0	1	0	0	0	3	6	6

Win - CORTEZ (10-3). Loss - Peterson (3-5). Save - ASCHENBECK (10). WP - Peterson(10); CORTEZ(4). HBP - by CORTEZ (Caglianone); by CORTEZ (Kurland). BK - LAMKIN(1).

Umpires - HP: Jake Uhlenhopp 1B: Linus Baker 2B: Shawn Rakos 3B: Grady Smith
Start: 10:16 pm Time: 2:57 Attendance: 25774
Weather: 75-Cloudy-W:14 MPH SSE-H:77%
CORTEZ faced 2 batters in the 7th.



2024 Texas A&M Baseball Texas A&M vs Kentucky Jun 17, 2024 at Omaha, Neb. (Charles Schwab Field)



Texas A&M 5 (51-13)

Player	ab	r	h	rbi	bb	so	po	a	lob
Gavin Grahovac 3b/lf	5	0	0	0	0	1	0	1	2
Jace LaViolette rf	3	1	1	0	1	3	0	2	
Jack Bell 2b	1	0	0	0	0	0	0	0	0
Jackson Appel c	5	1	2	0	0	2	7	1	1
Hayden Schott dh	5	1	3	2	0	1	0	0	
Ted Burton 1b	2	1	2	0	2	0	8	0	0
Caden Sorrell lf/rf	3	0	0	0	1	0	1	0	1
Alli Camarillo ss	4	1	1	0	0	1	4	0	
Kaeden Kent 2b/3b	4	0	2	0	0	1	2	2	
Travis Chestnut cf	2	0	0	2	0	5	0	0	
Ryan Prager p	0	0	0	0	0	0	0	0	0
Josh Stewart p	0	0	0	0	0	0	1	0	0
Totals	34	5	11	5	5	6	27	8	8

2024 BOX SCORES



2024 Texas A&M Baseball
Texas A&M vs Florida
Jun 19, 2024 at Omaha, Neb. (Charles Schwab Field)



Texas A&M 6 (52-13)

Florida 0 (36-30)

Table with columns: Player, ab, r, h, rbi, bb, so, po, a, lob. Lists players like Gavin Grahovac, Jack Bell, etc.

Table with columns: Player, ab, r, h, rbi, bb, so, po, a, lob. Lists players like Caglianone, Kurland, etc.

Score by Innings table showing runs, hits, errors for Texas A&M and Florida.

DP - Texas A&M 1. LOB - Texas A&M 5; Florida 8. 2B - GRAHOVAC(15); KENT(6); Shelton(14). 3B - CAMARILLO(1), HR - SORRELL(1), HBP - CHESTNUT, SF - SORRELL(3), SB - GRAHOVAC(4).

Individual player statistics for Texas A&M and Florida, including IP, H, R, ER, BB, SO, AB, BF.

Win - LAMKIN (3-2). Loss - Peterson (3-6). Save - Neone. WP - ASCHENBECK(4); Neely(3). HBP - by Neely (CHESTNUT).

Umpires - HP: Adam Dowdy 1B: Mike Morris 2B: Grady Smith 3B: Linus Baker
Start: 6:56 pm Time: 3:06 Attendance: 25429
Weather: 74-Cloudy-W: 9 MPH E/NE-H:64%
CORTEZ faced 2 batters in the 6th.
STEWART faced 1 batter in the 8th.



2024 Texas A&M Baseball
Texas A&M vs Tennessee
Jun 22, 2024 at Omaha, Neb. (Charles Schwab Field)



Texas A&M 9 (53-13)

Tennessee 5 (58-13)

Table with columns: Player, ab, r, h, rbi, bb, so, po, a, lob. Lists players like Gavin Grahovac, Jace LaViolette, etc.

Table with columns: Player, ab, r, h, rbi, bb, so, po, a, lob. Lists players like Moore, C. 2b, Burke, B. 1b, etc.

Score by Innings table showing runs, hits, errors for Texas A&M and Tennessee.

E - AMICK, B.(8); CURLEY, D.(15); CHAPMAN, R.(1). LOB - Texas A&M 8; Volunteers 10. 2B - APPEL(16); SCHOTT(15); BURKE, B.(29), HR - GRAHOVAC(23); KENT(4); DREILING, D.(21); ENSLEY, H.(12). SH - CHESTNUT(2); CHAPMAN, R.(1). SB - APPEL(16); SORRELL(9). CS - CAMARILLO(1).

Individual player statistics for Texas A&M and Tennessee, including IP, H, R, ER, BB, SO, AB, BF.

Win - STEWART (2-2). Loss - STAMOS, C. (3-1). Save - Neone.

Umpires - HP: Mike Morris 1B: Linus Baker 2B: Grady Smith 3B: Jake Uhlenhopp
Start: 6:40 pm Time: 3:56 Attendance: 26498
Weather: 84-Sunny-W:14 MPH N/W-H:63%
PRAGER faced 1 batter in the 5th.
RUDIS faced 1 batter in the 7th.



2024 Texas A&M Baseball
Tennessee vs Texas A&M
Jun 23, 2024 at Omaha, Neb. (Charles Schwab Field)



2024 Texas A&M Baseball
Texas A&M vs Tennessee
Jun 24, 2024 at Omaha, Neb. (Charles Schwab Field)



Tennessee 4 (59-13)

Texas A&M 1 (53-14)

Table with columns: Player, ab, r, h, rbi, bb, so, po, a, lob. Lists players like Moore, Antigua, etc.

Table with columns: Player, ab, r, h, rbi, bb, so, po, a, lob. Lists players like Gavin Grahovac, Jace LaViolette, etc.

Score by Innings table showing runs, hits, errors for Tennessee and Texas A&M.

E - CAMARILLO(9), DP - Texas A&M 1. LOB - Volunteers 9; Texas A&M 8. HR - DREILING, D.(22); STARK, C.(11); LAVIOLETTE(29), SB - MOORE, C.(5).

Individual player statistics for Tennessee and Texas A&M, including IP, H, R, ER, BB, SO, AB, BF.

Win - COMBS, A. (3-1). Loss - WILSON (0-2). Save - SNEAD, N. (6). WP - CORTEZ(5).

Umpires - HP: Scott Cline 1B: Shawn Rakos 2B: Jake Uhlenhopp 3B: Mike Morris
Start: 1:10 pm Time: 3:36 Attendance: 25987
Weather: 85-Sunny-W:5 MPH S/W-H:53%
Game notes:
Outfield Umpires: LF: Adam Dowdy RF:Linus Baker
BADMAEV faced 1 batter in the 2nd.
BEAM, D. faced 2 batters in the 5th.
COMBS, A. faced 1 batter in the 9th.
CONNELL, K. faced 1 batter in the 9th.

Texas A&M 5 (53-15)

Tennessee 6 (60-13)

Table with columns: Player, ab, r, h, rbi, bb, so, po, a, lob. Lists players like Gavin Grahovac, Jace LaViolette, etc.

Table with columns: Player, ab, r, h, rbi, bb, so, po, a, lob. Lists players like Moore, C. 2b, Burke, B. 1b, etc.

Score by Innings table showing runs, hits, errors for Texas A&M and Tennessee.

E - GRAHOVAC(10); STARK, C.(3), DP - Volunteers 1. LOB - Texas A&M 9; Volunteers 7. 2B - GRAHOVAC(16); SORRELL(8); BURKE, B.(30); DREILING, D.(19); TEARS, K.(16); CURLEY, D.(10), HR - MOORE, C.(34); DREILING, D.(23). SF - DREILING, D.(2). SB - BURTON(11); CHESTNUT(18). CS - STARK, C.(1).

Individual player statistics for Texas A&M and Tennessee, including IP, H, R, ER, BB, SO, AB, BF.

Win - SECHRIST, Z. (6-1). Loss - LAMKIN (3-3). Save - COMBS, A. (6). WP - LOY, D. (2/2); COMBS, A. (2/2). BK - COMBS, A.(1).

Umpires - HP: Grady Smith 1B: Jake Uhlenhopp 2B: Scott Cline 3B: David Uyl
Start: 6:10 pm Time: 3:22 Attendance: 24685
Weather: 98-Sunny-W:15 MPH S/W-H:43%
Game notes:
Outfield Umpires: LF:Linus Baker RF: Adam Dowdy
SNEAD, N. faced 1 batter in the 8th.

2024 IIN REVIEW

ALL-AMERICAN AGGIES

ALL-AMERICANS

YEAR	PLAYER	POS.	TEAM	PUBLICATION
1931	Beau Bell			
1951	Pat Hubert			
	Guy Wallace			
1964	Frank Stark			
	Bill Hancock			
1965	Mike McClure			
1966	Lance Cobb			
1969	Bob Long	OF		
1970	Doug Rau	P		
1971	Dave Elmendorf	OF		
1973	R.J. Englert			
1974	Jim Hacker			
	Paul Miller			
1976	James "Hoot" Gibson	P		
1977	Mark Thurmond	P		
1978	Robert Bonner	SS		
	Mark Thurmond	P		
1982	Joe Szekely	C	1st.....	The Sporting News
1986	Mike Scanlin	OF	2nd.....	Baseball America
	Dale Barry	P	3rd.....	Baseball America
1987	Scott Livingstone	3B	1st.....	The Sporting News
			1st.....	Baseball America
			2nd.....	Converse
1988	Scott Livingstone	3B	1st.....	The Sporting News
			2nd.....	Baseball America
1989	John Byington	3B	1st.....	ABCA
			1st.....	Baseball America
			1st.....	The Sporting News
	Terry Taylor	2B	1st.....	Baseball America
			3rd.....	ABCA
	Chuck Knoblauch	SS	2nd.....	Baseball America
1990	Rich Robertson	P	2nd.....	ABCA
			3rd.....	Baseball America
1991	Jeff Granger	P	3rd.....	Baseball America
			3rd.....	ABCA
1992	James Nix	P	3rd.....	ABCA
1993	Jeff Granger	P	1st.....	Baseball America
			1st.....	ABCA-Converse
			1st.....	NCBWA-Smith Super Team
			3rd.....	Mizuno Collegiate Baseball
	Trey Moore	P	1st.....	NCBWA-Smith Super Team
			2nd.....	Mizuno Collegiate Baseball
			3rd.....	Baseball America
			3rd.....	ABCA-Converse
	Brian Thomas	OF	1st.....	ABCA-Converse
			1st.....	NCBWA-Smith Super Team
			3rd.....	Baseball America
			3rd.....	Mizuno Collegiate Baseball
1994	Robert Harris	SS	HM	
1995	John Curl	DH	1st.....	Mizuno Collegiate Baseball
			1st.....	NCBWA-Smith Super Team
	Chad Allen	UT	2nd.....	NCBWA-Smith Super Team
	Chad Alexander	OF	3rd.....	Baseball America
			3rd.....	NCBWA-Smith Super Team
1996	Jason Tyner	OF	3rd.....	NCBWA-Smith Super Team
1997	Jason Tyner	OF	3rd.....	NCBWA-Smith Super Team

1998	Jason Tyner	OF	2nd.....	ABCA
			3rd.....	NCBWA
			3rd.....	Baseball America
	Casey Fossum	P	2nd.....	NCBWA
			3rd.....	ABCA
	Ryan Rupe	P	1st.....	NCBWA
			2nd.....	The Sporting News
			2nd.....	The Sporting News
			3rd.....	Collegiate Baseball
	Daylan Holt	OF	1st.....	ABCA
			1st.....	Baseball America
			1st.....	NCBWA
			3rd.....	Collegiate Baseball
1999	Casey Fossum	P	1st.....	NCBWA
	Chris Russ	P	2nd.....	Collegiate Baseball
			3rd.....	Baseball America
			3rd.....	NCBWA
	Shawn Schumacher	C	3rd.....	NCBWA
2003	Scott Beerer	UT	1st.....	Baseball America
			1st.....	USA Today/Sports Weekly
			1st.....	Collegiate Baseball
			2nd.....	NCBWA
2004	Cory Patton	OF	3rd.....	ABCA
	Jason Meyer	P	3rd.....	Collegiate Baseball
2005	Cliff Pennington	SS	3rd.....	Baseball America
2007	Blake Stouffer	UT	1st.....	rivals.com
			2nd.....	Baseball America
			3rd.....	NCBWA
			3rd.....	Collegiate Baseball
	Kyle Nicholson	P	2nd.....	Collegiate Baseball
			2nd.....	rivals.com
			3rd.....	NCBWA
			3rd.....	ABCA
	Brandon Hicks	SS	3rd.....	Baseball America
2008	José Duran	SS	3rd.....	NCBWA
2009	Brooks Raley	P/OF	2nd.....	Louisville Slugger
2010	Barret Loux	P	1st.....	Baseball America
			3rd.....	Collegiate Baseball/Louisville Slugger
			3rd.....	NCBWA
	John Stilson	P	1st.....	Yahoo Sports
			2nd.....	Baseball America
			2nd.....	NCBWA
2011	Tyler Naquin	OF	1st.....	College Baseball Insider
			2nd.....	ABCA/Rawlings
			2nd.....	Collegiate Baseball/Louisville Slugger
			3rd.....	NCBWA
	Ross Stripling	P	1st.....	ABCA/Rawlings
			3rd.....	Collegiate Baseball/Louisville Slugger
			3rd.....	NCBWA
			HM.....	College Baseball Insider
	Michael Wacha	P	3rd.....	Baseball America
2012	Michael Wacha	P	2nd.....	Baseball America
			2nd.....	Collegiate Baseball/Louisville Slugger
			3rd.....	NCBWA
	Tyler Naquin	OF	2nd.....	Collegiate Baseball/Louisville Slugger
			2nd.....	NCBWA
			2nd.....	ABCA/Rawlings
			3rd.....	Baseball America
	Ross Stripling	P	2nd.....	NCBWA

ALL-AMERICAN AGGIES

2015	Blake Allemand	SS	3rd.....ABCA/Rawlings
	Nick Banks	OF	3rd.....ABCA/Rawlings 3rd.....D1Baseball.com
	Grayson Long	P	3rd.....NBWCA 3rd.....Collegiate Baseball/Louisville Slugger
	Logan Taylor	OF	3rd.....NBWCA
2016	Ryne Birk	2B	1st.....Baseball America
	Mark Ecker	RP	2nd.....NCBWA 2nd.....D1Baseball.com 3rd.....Baseball America 3rd.....Perfect Game/Rawlings
	Brigham Hill	SP	2nd.....Baseball America 3rd.....NCBWA
	Hunter Melton	1B	3rd.....NCBWA
	Kyle Simonds	SP	HM.....Perfect Game/Rawlings
	Boomer White	3B	1st.....Baseball America 2nd.....D1Baseball.com 2nd.....NCBWA 2nd.....ABCA/Rawlings 2nd.....Perfect Game/Rawlings 3rd.....Collegiate Baseball/Louisville Slugger
2017	Braden Shewmake	2B	1st.....NCBWA 1st.....Collegiate Baseball 2nd.....D1Baseball.com 2nd.....Baseball America 2nd.....ABCA/Rawlings 3rd.....Perfect Game/Rawlings
2018	Nolan Hoffman	RP	2nd.....ABCA/Rawlings
2019	John Doxakis	SP	2nd.....NCBWA 2nd.....Perfect Game/Rawlings 3rd.....Baseball America
	Asa Lacy	SP	3rd.....NCBWA HM.....Perfect Game/Rawlings
2020	Asa Lacy	SP	1st.....Collegiate Baseball
2021	Will Frizzell	1B	1st.....ABCA 2nd.....NCBWA 2nd.....Collegiate Baseball
2022	Jacob Palisch	RP	2nd.....Baseball America 2nd.....D1Baseball.com
	Dylan Rock	OF	2nd.....D1Baseball.com 3rd.....ABCA/Rawlings 3rd.....NCBWA
2024	Jackson Appel	C	1st.....NCBWA
	Evan Aschenbeck	RP	1st.....ABCA/Rawlings 1st.....D1Baseball 1st.....NCBWA 1st.....Perfect Game 2nd.....Baseball America
	Chris Cortez	RP	3rd.....D1Baseball
	Gavin Grahovac	3B	3rd.....ABCA/Rawlings
	Jace LaViolette	OF	1st.....Baseball America 1st.....D1Baseball 1st.....NCBWA 2nd.....ABCA/Rawlings
	Braden Montgomery	OF	1st.....ABCA/Rawlings 1st.....NCBWA 1st.....Perfect Game 2nd.....Baseball America 2nd.....D1Baseball
	Ryan Prager	SP	2nd.....D1Baseball 2nd.....NCBWA 3rd.....Baseball America

TWO-TIME ALL-AMERICANS (8)

MARK THURMOND	1977, 1978
SCOTT LIVINGSTONE	1987, 1988
JEFF GRANGER	1991, 1993
CASEY FOSSUM	1998, 1999
TYLER NAQUIN	2011, 2012
ROSS STRIPLING	2011, 2012
MICHAEL WACHA	2011, 2012
ASA LACY	2019, 2020

THREE-TIME ALL-AMERICANS (1)

JASON TYNER	1996, 1997, 1998
-------------	-------	------------------

COSIDA ACADEMIC ALL-AMERICA

1970	Dave Elmendorf, OF (1st)Doug Rau, P (1st)
1977	Mark Thurmond, P (1st)
1978	Mark Thurmond, P (1st)
1979	Mark Thurmond, P (2nd)
1988	John Byington, DH (2nd)
1994	Lee Fedora, INF (3rd)
1997	Johnny Hunter, OF (1st)
2011	Ross Stripling, P (3rd)
2012	Ross Stripling, P (1st)

COLLEGIATE BASEBALL NATIONAL FRESHMAN OF THE YEAR

2017	Braden Shewmake, 2B
------	-------	---------------------

PERFECT GAME NATIONAL FRESHMAN OF THE YEAR

2017	Braden Shewmake, 2B
------	-------	---------------------

NCBWA DISTRICT VII PLAYER OF THE YEAR

2016	Boomer White, 3B
2017	Braden Shewmake, 2B

ALL-AMERICAN AGGIES

ABCA ALL-REGION

2003.....	Erik Schindewolf, 2B (2nd)
.....Cory Patton, OF (2nd)
.....Scott Beerer, RP (2nd)
.....Kyle Nicholson, SP (1st)
2007.....	Blake Stouffer, 1B (1st)
.....Brandon Hicks, SS (1st)
.....Luke Anders, DH (1st)
.....Kyle Nicholson, SP (1st)
2008.....	Luke Anders, 1B (2nd)
.....Dane Carter, 1B (2nd)
.....Jose Duran, SS (2nd)
2009.....	Brodie Greene, 2B (2nd)
2010.....	Barrett Loux, SP (1st)
.....Brodie Greene, SS (2nd)
.....John Stilson, RP (2nd)
2011.....	Tyler Naquin, OF (1st)
.....Ross Stripling, SP (1st)
.....John Stilson, SP (2nd)
2012.....	Tyler Naquin, OF (1st)
.....Ross Stripling, SP (1st)
.....Michael Wacha, SP (2nd)
2013.....	Daniel Mengden, SP (2nd)
.....Mikey Reynolds, SS (2nd)
2015.....	Blake Allemand, SS (1st)
.....Nick Banks, OF (1st)
.....Logan Taylor, OF (2nd)
.....Mitchell Nau, DH (2nd)
.....Grayson Long, SP (2nd)
2016.....	Boomer White, 3B (1st)
.....Brigham Hill, SP (2nd)
2017.....	Braden Shewmake, 2B (1st)
.....Brigham Hill, SP (2nd)
2018.....	Nolan Hoffman, RP (1st)
.....Michael Helman, 2B (2nd)
2019.....	John Doxakis, SP (1st)
.....Braden Shewmake, SS (2nd)
.....Asa Lacy, SP (2nd)
2021.....	Will Frizzell, 1B (1st)
2022.....	Austin Bost, DH (1st)
.....Jack Moss, 1B (1st)
.....Dylan Rock, OF (1st)
2023.....	Hunter Haas, SS (2nd)
.....Jace LaViolette, OF (2nd)
2024.....	Evan Aschenbeck (1st)
.....Gavin Grahovac (1st)
.....Jace LaViolette (1st)
.....Braden Montgomery (1st)
.....Ryan Prager (2nd)

COLLEGIATE BASEBALL FRESHMAN ALL-AMERICA (SINCE 1998)

2001.....	Justin Moore, P
.....Matt Farnum, P
2002.....	Logan Kensing, P
2003.....	Cliff Pennington, 3B
2004.....	Jason Meyer, P
.....Austin Boggs, 3B
2007.....	Scott Migl, RP
2010.....	Michael Wacha, SP
2011.....	Krey Bratsen, OF
2014.....	Nick Banks, OF
2017.....	Braden Shewmake, 2B
.....Logan Foster, OF
2020.....	Mason Ornelas, RP
2023.....	Jace LaViolette, OF

NCBWA FRESHMAN ALL-AMERICA (SINCE 2009)

2010.....	Michael Wacha, SP (1st)
2011.....	Krey Bratsen, OF (2nd)
2014.....	Nick Banks, OF (2nd)
2017.....	Braden Shewmake, 2B (1st)
2023.....	Jace LaViolette, OF (2nd)
2024.....	Gavin Grahovac (2nd)

BASEBALL AMERICA FRESHMAN ALL-AMERICA (SINCE 2006)

2008.....	Brooks Raley, UT (2nd)
.....Barret Loux, SP (2nd)
2010.....	Michael Wacha, SP (1st)
2011.....	Krey Bratsen, OF (2nd)
2014.....	Nick Banks, OF (2nd)
2017.....	Braden Shewmake, 2B (1st)
2019.....	Chris Weber, SP (2nd)
2023.....	Jace LaViolette, OF (2nd)
2024.....	Gavin Grahovac (1st)

DIBASEBALL.COM FRESHMAN ALL-AMERICA (SINCE 2023)

2023.....	Jace LaViolette, OF (1st)
2024.....	Gavin Grahovac (1st)

PERFECT GAME FRESHMAN ALL-AMERICA (SINCE 2023)

2023.....	Jace LaViolette, OF (1st)
2024.....	Gavin Grahovac (1st)
.....Caden Sorrell (2nd)

ALL-CONFERENCE AGGIES


SWC

SWC (1914-1996)

1921	Pat Dwyer
1923	A.B. "Bugs" Morris Roger Simpson C.E. "Pat" Olsen
1926	Sid Kyle
1928	J.V. Sikes
1929	Brooks Conover Tom Mills Beau Bell P.E. Wendt H.B. Lackey
1930	Brooks Conover Tom Mills P.E. Wendt H.B. Lackey Lefty Martin L.H. Veltman
1931	George Carpenter Beau Bell Albert Hawes
1932	L.H. Veltman Robert Garvey Walter Davis Robert Scheer
1933	Robert Garvey
1934	Jake Mooty Edward Steves Ike Lowenstein Bob Connelly
1935	Jake Mooty Edward Steves Bill Sodd
1936	Waylon Manning
1937	Waylon Manning Foster Smith Pete Dowling
1938	A.D. Alsobrook Woodrow Bell Chubby Nolen Ralph Lindsey
1939	A.D. Alsobrook Chubby Nolen Ralph Lindsey Bob Williams
1940	A.D. Alsobrook Jack Doran Marion Pugh Bob Stone
1941	John Lindsey Lemuel Bumbers
1942	Cullen Rogers Leslie Peden

1943	Cullen Rogers Leslie Peden Ira Glass
1946	Tex Thornton Hub Moon Earl Beesley
1947	Tex Thornton Hub Moon Stan Hollmig
1948	Tex Thornton Earl Beesley Stan Hollmig Clifford Lindloff
1949	Clifford Lindloff Guy Wallace
1950	Guy Wallace Wally Moon Joe Boring Pat Hubert
1951	Guy Wallace Pat Hubert Yale Lary John DeWitt Al Ogletree Henry Candelori
1952	Joe Ecrete Tex Farmer
1954	Jimmy Williams
1955	Jimmy Williams Joe Hardgrove Jerry Nelson John Stockton Les Byrd Fred Ablon Joe Schero
1956	Toby Newton
1957	Gary Herrington Wendell Reed
1958	Toby Newton Gary Herrington Lloyd Stone
1959	Wayne Schaper Ralph Plumlee Percy Sanderson Gary Herrington J.B. Carroll
1960	Byron Barber
1961	Clifford Davis Ray Hall Terry Cobb Byron Barber
1962	Frank Stark Bill Hancock Chuck McGuire
1963	Ray Hall Bill Hancock Chuck McGuire
1964	Frank Stark Chuck McGuire

	Bill Hancock Lance Cobb Bill Grochett Jerry Ballard Steve Hillhouse Bill Crain
1965	Steve Hillhouse Lance Cobb Bill Crain Mike McClure Alan Koonce Chuck Malitz
1966	Steve Hillhouse Bill Crain Lance Cobb Alan Koonce Lou Camilli Joe Staples
1967	Lou Camilli Joe Staples Bob Long Rockey Thompson
1968	Bob Long Rockey Thompson Joe Staples Doug Rau Richard Schwartz



1969	Bob Long Dave Elmendorf Dave Benesh
1970	Doug Rau Dave Elmendorf Billy Hodge R.J. Englert

ALL-CONFERENCE AGGIES

ALL-CONFERENCE

1971	Dave Elmendorf Billy Hodge R.J. Englert Paul Czerwinski Butch Ghutzman
1972	R.J. Englert
1973	Jim Hacker
1974	Jim Hacker
1975	Jim Bratsen James "Hoot" Gibson Al Thurmond Mike Frazier Mike Schraeder Bill Raymer
1976	James "Hoot" Gibson Bill Raymer
1977	Robert Bonner Mark Thurmond Mark Ross
1978	Robert Bonner Mark Thurmond Mike Hurdle
1979	Mark Ross Kyle Hawthorne Shelton McMath
1980	Simon Glenn Robert Slavens
1981	Rodney Hodde Tim Boyes
1982	Joe Szekely Grant Priess Rick Luecken
1983	Bobby Beach Tony Metoyer
1984	Tom Arrington Buddy Haney Tony Metoyer Rob Swain Don Robison
1985	Fred Gegen Scott Livingstone Beje Mahoe Phillip Taylor
1986	Dale Barry Ever Magallanes Mike Scanlin
1987	John Byington Chuck Knoblauch Scott Livingstone Ever Magallanes Terry Taylor
1988	Scott Centala Nick Felix Chuck Knoblauch Scott Livingstone Terry Taylor

1989	Eric Albright John Byington Scott Centala Andy Duke Chuck Knoblauch Keith Langston Jim Neumann Terry Taylor Kirk Thompson
1990	Rich Robertson
1991	Jeff Granger Mike Hickey Sittichoke Huckuntod
1992	Eric Gonzalez James Nix
1993	Chris Clemons Eric Gonzalez Jeff Granger Robert Harris Trey Moore Brian Parker Brian Thomas
1994	Robert Harris
1995	Chad Alexander Chad Allen John Curl
1996	Chad Allen Johnny Hunter Jason Stephens Jason Tyner



BIG 12 (1997-2012)

1997	Ryan Rupe Jason Tyner Johnny Hunter (2nd) Jason Stephens (2nd)
1998	Casey Fossum Eric French Craig Kuzmic Ryan Rupe Jason Tyner Scott Sandusky (2nd) John Scheschuk (2nd)
1999	Daylan Holt Casey Fossum Chris Russ Shawn Schumacher (2nd) John Scheschuk (2nd) Steve Scarborough (2nd)

2001	Steven Truitt (2nd) Chris Russ (2nd) Justin Moore (3rd)
2003	Scott Beerer Erik Schindewolf (2nd) Cliff Pennington (2nd) Cory Patton (2nd) Matt Farnum (2nd)
2004	Jason Meyer Zach Jackson Cory Patton Craig Stinson (2nd) Cliff Pennington (2nd)
2005	Cliff Pennington Ryan Hill (2nd)
2006	Hart Hering (2nd)
2007	Luke Anders Kyle Nicholson Blake Stouffer Parker Dalton (2nd) Brandon Hicks (2nd)
2008	José Duran Dane Carter Luke Anders Kyle Colligan Travis Starling Darby Brown (2nd) Brian Ruggiano (2nd)
2009	Brodie Greene Brooks Raley Joe Patterson (2nd)
2010	Barret Loux John Stilson Kevin Gonzalez (2nd) Brodie Greene (2nd) Matt Juengel (2nd) Joe Patterson (HM) Michael Wacha (HM)
2011	Krey Bratsen Tyler Naquin Ross Stripling John Stilson (2nd) Michael Wacha (2nd) Kevin Gonzalez (HM) Jacob House (HM) Kenny Jackson (HM) Matt Juengel (HM) Adam Smith (HM)
2012	Jacob House Tyler Naquin Ross Stripling Michael Wacha Mikey Reynolds (2nd) Troy Stein (2nd) Matt Juengel (2nd) Blake Allemand (HM) Kyle Martin (HM)

ALL-CONFERENCE AGGIES

BIG 12 ALL-FRESHMAN

2011	Krey Bratsen, OF Charlie Curl, INF
2012	Blake Allemand, INF Chance Bolcerek, OF

* - league began All-Freshman team in 2011



SEC (2013-PRESENT)

2013	Krey Bratsen, OF (2nd) Daniel Mengden, SP (2nd) Mikey Reynolds, SS (2nd)
2014	Nick Banks, OF (2nd)
2015	Mitchell Nau, DH (1st) Nick Banks, OF (2nd) Grayson Long, SP (2nd) Logan Taylor, OF (2nd)
2016	Ryne Birk, 2B (1st) Boomer White, 3B (1st) Mark Ecker, RP (2nd)
2017	Braden Shewmake, 2B (1st)
2018	Braden Shewmake, SS (1st) Michael Helman, 2B (2nd)
2021	Will Frizzell, 1B (1st)
2022	Austin Bost, DH (2nd) Dylan Rock, OF (2nd) Ryan Targac, 2B (2nd)
2024	Jackson Appel, C (1st) Evan Aschenbeck, RP (1st) Jace LaViolette, OF (1st) Braden Montgomery, OF (1st) Ryan Prager, SP (2nd)

SEC ALL-FRESHMAN

2014	Nick Banks, OF
2017	Hunter Coleman, C Logan Foster, DH/UT Braden Shewmake, 2B
2019	Joseph Menefee, P
2022	Chris Cortez, RP
2023	Jace LaViolette, OF
2024	Gavin Grahovac, 3B Caden Sorrell, OF

SEC ALL-DEFENSIVE

2013	Daniel Mengden, P Cole Lankford, 1B
2016	Ryne Birk, 2B Kyle Simonds, P
2017	Brigham Hill, P
2024	Jace LaViolette, OF Braden Montgomery, OF

TWO-TIME HONOREES (63)

Brooks Conover	1929, '30
P.E. Wendt	1929, '30
H.B. Lackey	1929, '30
Tom Mills	1929, '30
Beau Bell	1929, '31
L.H. Veltman	1930, '32
Robert Garvey	1932, '33
Jake Mooty	1934, '35
Edward Steves	1934, '35
Waylon Manning	1936, '37
Ralph Lindsey	1938, '39
Chubby Nolen	1938, '39
Leslie Peden	1942, '43
Cullen Rogers	1942, '43
Hub Moon	1946, '47
Earl Beesley	1946, '48
Stan Hollmig	1947, '48
Clifford Lindloff	1948, '49
Pat Hubert	1950, '51
Yale Lary	1951, '53
Jimmy Williams	1954, '55
Toby Newton	1956, '58
Byron Barber	1960, '61
Ray Hall	1961, '63
Frank Stark	1962, '64
Alan Koonce	1965, '66
Lou Camilli	1966, '67
Rockey Thompson	1967, '68
Doug Rau	1968, '70
Billy Hodge	1970, '71
Jim Hacker	1973, '74
James "Hoot" Gibson	1975, '76
Bill Raymer	1975, '76
Robert Bonner	1977, '78
Mark Thurmond	1977, '78
Mark Ross	1977, '79
Tony Metoyer	1983, '84
Ever Magallanes	1986, '87
John Byington	1987, '89
Scott Centala	1988, '89
Eric Gonzalez	1992, '93
Jeff Granger	1991, '93
Robert Harris	1993, '94
Chad Allen	1995, '96
Johnny Hunter	1996, '97
Jason Stephens	1996, '97
Ryan Rupe	1997, '98
Casey Fossum	1998, '99
John Scheschuk	1998, '99
Chris Russ	1999, 2001
Cory Patton	2003, '04
Luke Anders	2007, '08
Joe Patterson	2009, '10
Brodie Greene	2009, '10
Kevin Gonzalez	2010, '11
John Stilson	2010, '11
Jacob House	2011, '12
Tyler Naquin	2011, '12
Ross Stripling	2011, '12
Krey Bratsen	2011, '13
Mikey Reynolds	2012, '13
Nick Banks	2014, '15
Braden Shewmake	2017, '18

THREE-TIME HONOREES (20)

A.D. Alsobrook	1938, '39, '40
Tex Thornton	1946, '47, '48
Guy Wallace	1949, '50, '51
Gary Herrington	1957, '58, '59
Bill Hancock	1962, '63, '64
Chuck McGuire	1962, '63, '64
Lance Cobb	1964, '65, '66
Bill Crain	1964, '65, '66
Steve Hillhouse	1964, '65, '66
Joe Staples	1966, '67, '68
Bob Long	1967, '68, '69
Dave Elmendorf	1969, '70, '71
R.J. Englert	1970, '71, '72
Scott Livingstone	1985, '87, '88
Chuck Knoblauch	1987, '88, '89
Terry Taylor	1987, '88, '89
Jason Tyner	1996, '97, '98
Cliff Pennington	2003, '04, '05
Matt Juengel	2010, '11, '12
Michael Wacha	2010, '11, '12



ROSS STRIPLING



MARK ROSS

CONFERENCE AWARD WINNERS

BIG 12 COACH OF THE YEAR

1998.....Mark Johnson
 1999.....Mark Johnson
 2008.....Rob Childress
 2011.....Rob Childress (co)

SWC COACH OF THE YEAR

1989.....Mark Johnson
 1993.....Mark Johnson

SEC PLAYER OF THE YEAR

2016.....Boomer White, 3B

BIG 12 PLAYER OF THE YEAR

1998.....Jason Tyner, OF (co)
 2008.....José Duran, SS
 2011.....Tyler Naquin, OF

SWC PLAYER OF THE YEAR

1989.....John Byington, OF

SEC FRESHMAN OF THE YEAR

2017.....Braden Shewmake, 2B
 2024.....Gavin Grahovac, 3B

BIG 12 NEWCOMER OF THE YEAR

1998.....Craig Kuzmic, 3B
 2003.....Scott Beerer, RP/1B/OF
 2007.....David Newmann, P
Brandon Hicks, SS
 2008.....José Duran, SS
 2010.....John Stilson, P

BIG 12 FRESHMAN PITCHER OF THE YEAR

2004.....Jason Meyer

SEC PLAYER OF THE WEEK

5/4/15.....Mitchell Nau, Sr.
 4/11/16.....Hunter Melton, Sr.
 4/18/16.....Nick Banks, Jr.
 5/16/16.....Ryne Birk, Jr.
 2/25/20.....Bryce Blaum, Jr.
 5/10/21.....Will Frizzell, Jr.
 4/11/22.....Dylan Rock, Gr. (co)
 5/22/23.....Jace LaViolette, Fr.
 4/1/24.....Braden Montgomery, Jr.

SEC PITCHER OF THE WEEK

5/13/13.....Daniel Mengden, So.
 3/9/15.....Grayson Long, Jr. (co)
 3/23/15.....Grayson Long, Jr. (co)
 5/9/16.....Kyle Simonds, Sr.
 4/5/17.....Brigham Hill, Jr.
 4/9/18.....Mitchell Kilkeny, Jr. (co)
 2/18/19.....John Doxakis, Jr.
 3/19/19.....Christian Roa, So.
 3/9/20.....Asa Lacy, Jr.
 3/8/21.....Bryce Miller, Jr.
 2/28/22.....Micah Dallas, Jr. (co)
 4/18/22.....Nathan Dettmer, So. (co)
 5/2/22.....Nathan Dettmer, So. (co)
 3/25/24.....Justin Lamkin, So. (co)
 4/15/24.....Chris Cortez, Jr.
 5/13/24.....Shane Sdao, So. (co)
 5/20/24.....Ryan Prager, RSo.


BIG 12 PLAYER OF THE WEEK

3/24/97.....Johnny Hunter, Sr.
 5/12/97.....Matt Garrick, Jr.
 5/3/98.....Craig Kuzmic, Jr.
 4/5/99.....Dell Lindsey, Jr. (co)
 3/27/00.....Daylan Holt, Jr.
 2/18/02.....Matt Alexander, So.
 4/15/03.....Justin Ruggiano, Jr.
 5/20/03.....Cory Patton, Jr.
 2/24/04.....Cliff Pennington, So.
 3/2/04.....Austin Boggs, Fr.
 5/24/04.....Cory Patton, Sr. (co)
 4/5/05.....Andrew Baldwin, Sr.
 3/5/07.....Blake Stouffer, Jr. (co)
 4/30/07.....Blake Stouffer, Jr. (co)
 5/7/07.....Blake Stouffer, Jr.
 4/28/08.....Luke Anders, Jr.
 5/12/08.....José Duran, Jr.
 2/23/09.....Caleb Shofner, So.
 3/30/09.....Nick Fleece, So. (co)
 4/27/09.....Kyle Colligan, Sr. (co)
 2/22/10.....Brodie Greene, Sr.
 5/17/10.....Adam Smith, So.
 5/21/12.....Matt Juengel, Sr.


BIG 12 PITCHER OF THE WEEK

5/12/97.....John Sneed, Jr.
 2/9/98.....Ryan Rupe, Sr.
 2/16/98.....Ryan Rupe, Sr.
 3/16/98.....Ryan Rupe, Sr.
 5/3/98.....Ryan Rupe, Sr.
 3/22/99.....Casey Fossum, Jr.
 4/12/99.....Casey Fossum, Jr.
 4/26/99.....Casey Fossum, Jr. (co)
 3/13/00.....Khalid Ballouli, So.
 2/26/01.....Matt Farnum, Fr.
 3/12/01.....Chris Russ, Sr. (co)
 3/26/01.....Todd Deininger, So.
 4/9/01.....Matt Farnum, Fr. (co)
 2/18/03.....Logan Kensing, So.
 3/18/03.....Matt Farnum, Jr.
 4/29/03.....Kyle Parcus, Jr. (co)
 5/13/03.....Robert Ray, Fr.
Brian Finch, Jr.
 2/17/04.....Zach Jackson, Jr. (co)
 2/24/04.....Justin Moore, Sr.
 4/13/04.....Zach Jackson, Jr. (co)
 5/4/04.....Zach Jackson, Jr. (co)
 3/8/05.....Jason Meyer, So. (co)
 4/26/05.....Robert Ray, Sr. (co)
 4/11/06.....Jason Meyer, Jr. (co)
 4/25/06.....Jason Meyer, Jr. (co)
 2/26/07.....Kyle Nicholson, Sr.

CONFERENCE AWARDS



BOOMER WHITE



GAVIN GRAHOVAC

CONFERENCE AWARD WINNERS

3/19/07.....	Kyle Nicholson, Sr. (co)
5/14/07.....	David Newmann, Jr.
3/10/08.....	Brooks Raley, Fr. (co)
4/21/08.....	Travis Starling, So.
5/11/09.....	Ross Hales, Fr.
3/8/10.....	Barret Loux, Jr. (co)
5/17/10.....	Barret Loux, Jr. (co)
2/18/11.....	John Stilson, Jr.
3/21/11.....	Ross Stripling, Jr.
4/18/11.....	Ross Stripling, Jr.
4/26/11.....	John Stilson, Jr. (co)
5/18/11.....	Ross Stripling, Jr.
3/5/12.....	Ross Stripling, Sr. (co)
3/26/12.....	Michael Wacha, Jr.
4/16/12.....	Michael Wacha, Jr.
5/14/12.....	Ross Stripling, Sr.

SEC FRESHMAN OF THE WEEK

3/4/13.....	Jonathan Moroney
3/25/13.....	Matt Kent
5/6/13.....	Hunter Melton
5/10/14.....	Nick Banks
2/20/17.....	Braden Shewmake
3/6/17.....	Logan Foster
4/10/17.....	Hunter Coleman
5/1/17.....	Braden Shewmake
2/19/18.....	Zach DeLoach
2/26/18.....	Zach DeLoach
4/30/18.....	Zach DeLoach
5/11/19.....	Ty Coleman
5/20/19.....	Joseph Menefee
4/10/23.....	Jace LaViolette
4/15/22.....	Gavin Grahovac
4/22/24.....	Gavin Grahovac
4/29/24.....	Caden Sorrell

BIG 12 NEWCOMER OF THE WEEK

3/28/11.....	Krey Bratsen, Fr.
4/26/11.....	Krey Bratsen, Fr.



NICK BANKS

SEC ALL-TOURNAMENT TEAM

2013.....	Daniel Mengden, P
2015.....	Matt Kent, P
2016.....	Nick Banks, OF*
.....	Ryne Birk, 2B
.....	Brigham Hill, P
.....	Austin Homan, SS
.....	Jonathan Moroney, OF
2018.....	Chris Andritsos, 1B
.....	John Doxakis, P
.....	Michael Helman, 2B
2019.....	John Doxakis, P
* named Most Outstanding Player	
2022.....	Jack Moss, 1B
2023.....	Jack Moss, 1B
.....	Troy Wansing, P
.....	Justin Lamkin, P

BIG 12 ALL-TOURNAMENT TEAM

1997.....	Sean Heaney, 3B
.....	Matt Blank, P
1998.....	Craig Kuzmic, 3B
.....	Steve Scarborough, SS
.....	Jason Tyner, OF
.....	Daylan Holt, OF
.....	Ryan Rupe, P
.....	Chris Scarcella, P
1999.....	Steve Scarborough, SS
2001.....	Ben Himes, DH
.....	Chris French, P
.....	Chris Russ, P
2003.....	Scott Beerer, UT
2007.....	Craig Stinson, C*
2009.....	Kyle Colligan, OF
2010.....	Brodie Greene, SS*
.....	Matt Juengel, DH
.....	John Stilson, RP



BUSTER TURNER

2011.....	Andrew Collazo, 2B*
.....	Kevin Gonzalez, C
.....	Jacob House, 1B
.....	Tyler Naquin, OF
.....	Michael Wacha, SP
2012.....	Matt Juengel, 3B
* named most outstanding player	

SWC ALL-TOURNAMENT TEAM

1977.....	Kyle Hawthorne, 1B
.....	Winston Whiddon, 3B
1978.....	Robert Bonner, SS
.....	Gary Bryant, OF
.....	Buster Turner, C
.....	Mark Ross, P
1979.....	Shelton McMath, OF
1980.....	Simon Glenn, OF
1982.....	Grant Priess, 3B
1984.....	Tim Cartwright, 2B
.....	Mike Scanlin, UT/OF
.....	Steve Johnigan, C
.....	Tom Arrington, P*
1986.....	Fred Gegen, 1B
.....	Robi Chandler, 2B
.....	Ever Magallanes, SS*
.....	Scott Livingstone, 3B
.....	Jeff Schow, OF
.....	Mike Scanlin, OF
.....	Darryl Fry, P
.....	Dale Barry, P
1987.....	Tim McWilliam, OF
.....	John Byington, DH
1988.....	Terry Taylor, 2B
.....	Scott Livingstone, 3B
.....	Kirk Thompson, OF
.....	Tim McWilliam, OF
1989.....	Chuck Knoblauch, SS
.....	John Byington, 3B
.....	Kirk Thompson, OF
.....	Andy Duke, OF
.....	Eric Albright, C*
.....	Anthony DeLaCruz, P
1991.....	Mike Hickey, OF
.....	Jeff Granger, P
1993.....	Lee Fedora, 3B
.....	Billy Harlan, OF
1995.....	John Curl, 1B
.....	Chad Allen, OF
.....	Chad Alexander, OF
.....	Paul Barber, DH
.....	Dean Mitchell, P
* named most valuable player	

BIG 12 10TH ANNIVERSARY TEAM


SP.....	Casey Fossum
---------	--------------

AGGIES IN THE MAJORS

PLAYER	DEBUT TEAM	DATE
Mike Balenti	Cincinnati Reds	July 19, 1911
H.W. "Rip" Collins	New York Yankees	April 19, 1920
Tim Griesenbeck	St. Louis Cardinals	Sept. 11, 1920
Bernie Henderson	Cleveland Indians	Sept. 5, 1921
E.E. "Topper" Rigney	Detroit Tigers	April 12, 1922
Joel Hunt	St. Louis Cardinals	April 27, 1931
Roy "Beau" Bell	St. Louis Browns	April 16, 1935
J.T. "Jake" Mooty	Cincinnati Reds	Sept. 9, 1936
Bill Sodd	Cleveland Indians	Sept. 27, 1937
Jess Landrum	Chicago White Sox	April 26, 1938
John Carden	New York Giants	May 18, 1946
Stan Hollmig	Philadelphia Phillies	April 19, 1949
Ray Katt	New York Giants	Sept. 16, 1952
Les Peden	Washington Senators	April 17, 1953
Wally Moon	St. Louis Cardinals	April 13, 1954
Davey Johnson	Baltimore Orioles	April 13, 1965
Lou Camilli	Cleveland Indians	August 9, 1969
Doug Rau	Los Angeles Dodgers	Sept. 2, 1972
Robert Bonner	Baltimore Orioles	Sept. 12, 1980
Bryan "Twig" Little	Montréal Expos	July 29, 1982
Mark Ross	Houston Astros	Sept. 12, 1982
Mark Thurmond	San Diego Padres	May 14, 1983
Steve Davis	Toronto Blue Jays	August 25, 1985
Sherman Corbett	California Angels	May 29, 1988
Rick Luecken	Kansas City Royals	June 6, 1989
Russ Swan	San Francisco Giants	August 3, 1989
Chuck Knoblauch	Minnesota Twins	April 9, 1991
Ever Magallanes	Cleveland Indians	May 17, 1991
Scott Livingstone	Detroit Tigers	July 19, 1991
Rich Robertson	Pittsburgh Pirates	April 30, 1993
Jeff Granger	Kansas City Royals	Sept. 16, 1993
Chris Clemons	Chicago White Sox	July 23, 1997
Trey Moore	Montréal Expos	April 5, 1998

PLAYER	DEBUT TEAM	DATE
Chad Allen	Minnesota Twins	April 6, 1999
Ryan Rupe	Tampa Bay Devil Rays	May 5, 1999
Kelly Wunsch	Chicago White Sox	April 3, 2000
Matt Blank	Montréal Expos	April 3, 2000
Kevin Beirne	Chicago White Sox	May 17, 2000
Jason Tyner	New York Mets	June 5, 2000
Justin Atchley	Cincinnati Reds	April 7, 2001
Casey Fossum	Boston Red Sox	July 28, 2001
Logan Kensing	Florida Marlins	Sept. 10, 2004
Eric Reed	Florida Marlins	April 3, 2006
Zach Jackson	Milwaukee Brewers	June 4, 2006
Justin Ruggiano	Tampa Bay Devil Rays	Sept. 19, 2007
Cliff Pennington	Oakland Athletics	Aug. 12, 2008
Robert Ray	Toronto Blue Jays	May 2, 2009
Brandon Hicks	Atlanta Braves	May 5, 2010
Kevin Whelan	New York Yankees	June 10, 2011
Brooks Raley	Chicago Cubs	Aug. 7, 2012
Alex Wilson	Boston Red Sox	April 11, 2013
Michael Wacha	St. Louis Cardinals	May 30, 2013
Tyler Naquin	Cleveland Indians	April 5, 2016
Ross Stripling	Los Angeles Dodgers	April 8, 2016
Daniel Mengden	Oakland Athletics	June 11, 2016
Kyle Martin	Boston Red Sox	July 20, 2017
A.J. Minter	Atlanta Braves	Aug. 23, 2017
Corbin Martin	Houston Astros	May 12, 2019
Ryan Hendrix	Cincinnati Reds	April 23, 2021
Bryce Miller	Seattle Mariners	May 2, 2023
Braden Shewmake	Chicago White Sox	May 5, 2023
Stephen Kolek	San Diego Padres	March 21, 2024
Zach DeLoach	Chicago White Sox	May 22, 2024
Michael Helman	Minnesota Twins	Sept. 3, 2024


PRO BALL



AGGIE PRO CONTRACT SIGNINGS

1906	James G. Hackney.....	Dallas Giants (Texas League)
1907	John Dabney.....	Galveston Sandcrabs (Texas League)
	George Smith.....	Galveston Sandcrabs (Texas League)
1908	J.E. Harbin.....	Galveston Sandcrabs (Texas League)
1910	MIKE BALENTI	Cincinnati Reds
1911	John L. Fuller.....	Mexia Gassers (Central Texas League)
1912	G.H. Higginbotham.....	Denison Railroaders (Texas-Okla League)
	David M. Puckett.....	Cleburne Railroaders (South Central League)
	Ernie Steitler.....	Brenham Kaisers (Middle Texas League)
1913	Lucien Wright.....	Belton Bearcats (Middle Texas League)
1915	T.R. Brailsford.....	Crockett (East Texas League)
	Tom Cherry.....	Nacogdoches (East Texas League)
	Jim Kendrick.....	San Antonio Bears (Texas League)
1916	George Russell.....	Fort Worth Panthers (Texas League)
1917	J.T. Ellis.....	Nacogdoches (East Texas League)
	TIM GRIESENBECK	St. Louis Cardinals
	G.A. Powers.....	Nacogdoches (East Texas League)
1918	H.W. "RIP" COLLINS	New York Yankees
	E.E. "TOPPER" RIGNEY	Detroit Tigers
1920	C.S. "Judd" Lewis.....	San Angelo Bronchos (West Texas League)
1921	BERNIE HENDERSON	Cleveland Indians
	Roswell Higginbotham.....	Fort Worth Panthers (Texas League)
1922	V.T. Matthews.....	Wichita Falls Spudders (Texas League)
1923	C.E. "Pat" Olsen.....	New York Yankees
	E.A. Wilson.....	Galveston Cubs (Texas League)
1925	Luther Bell.....	Sulphur Springs Spartans (East Texas League)
	A. Manor Puckett.....	San Antonio Missions (Texas League)
1926	O.E. Schow.....	Paris Snappers (East Texas League)
1927	H.A. "Ash" Hillin.....	St. Louis Browns
	Hollis H. Tucker.....	Beaumont Exporters (Texas League)
	L.M. Williamson.....	Houston Buffs (Texas League)
1928	Hiram Broiles.....	Beaumont Exporters (Texas League)
	Lee Hellums.....	Palestine Pals (Lone Star League)
	Joel Hunt.....	St. Louis Cardinals
	J.V. Sikes.....	San Angelo Bronchos (West Texas League)
1930	Brooks W. Conover.....	Brownsville (Texas Valley League)
	H. Byron Lackey.....	Houston Buffs (Texas League)
	Ed "Lefty" Martin.....	Galveston Buccaneers (Texas League)
	P.E. "Pete" Wendt.....	Waco Cubs (Texas League)
1931	ROY "BEAU" BELL	St. Louis Browns
1932	Lester Veltman.....	Tyler Sports (Texas League)
1933	R.E. Garvey.....	Henderson Oilers (Dixie League)
	R.H. Scheer.....	Henderson Oilers (Dixie League)
1934	Ike Lowenstein.....	Shreveport Gassers (West Dixie League)
1935	W.L. Couser.....	Gladewater Bears (West Dixie League)
	J.T. "JAKE" MOOTY	Cincinnati Reds
	BILL SODD	Cleveland Indians
1937	A.P. "Pete" Dowling.....	Minneapolis Millers (American Assn.)
	JESS LANDRUM	Chicago White Sox
	John Morrow.....	Chicago White Sox
	Foster "Blanco" Smith.....	Chicago White Sox
1938	Woody Bell.....	San Antonio Missions (Texas League)
	Bailey Timmerman.....	Longview Cannibals (Texas League)
1939	R.J. "Bob" Williams.....	Chicago White Sox
1941	Lemuel Bumpers.....	Beaumont Exporters (Texas League)
1942	Charles Stevenson.....	Shreveport Sports (Texas League)
1943	Ira Glass.....	Shreveport Sports (Texas League)
	LES PEDEN	Washington Senators
1945	RAY KATT	New York Giants
1946	Julian Pressly.....	Greenville Majors (Big State League)
	John Shuford.....	McAllen (Rio Grande Valley League)
1947	Dewey Jacobs.....	Tulsa Oilers (Texas League)
	Young Johnson.....	Ballinger (Longhorn League)
1948	Earl Beesley.....	Sherman-Denison Twins (Big State League)
1949	STAN HOLLMIG	Philadelphia Phillies
	Clifford Lindloff.....	Roswell (Longhorn League)
	Russell Mays.....	Austin Pioneers (Big State League)
1950	Bruce Morisse.....	New York Giants
1951	WALLY MOON	St. Louis Cardinals
1952	Yale Lary.....	Crowley Millers (Big State League)
	Al Ogletree.....	Lake Charles Lakers (Evangeline League)
1955	Joe Hardgrove.....	New York Giants
	Jerry Nelson.....	Milwaukee Braves

	Jimmy Williams.....	St. Louis Cardinals
1956	Joe Boring.....	New York Giants
	Johnny Stockton.....	New York Giants
1959	Gary Herrington.....	Boston Red Sox
	Ralph Plumlee.....	Los Angeles Dodgers
	Wayne Schaper.....	Baltimore Orioles
1961	Clifford Davis.....	Houston Colt .45s
	Dick Hickerson.....	Baltimore Orioles
1962	DAVEY JOHNSON	Baltimore Orioles
1963	Gary Cavasas.....	St. Louis Cardinals
	Rusty Uresti.....	Chicago Cubs
1964	Jerry Ballard.....	San Francisco Giants
	Bill Grochett.....	Chicago Cubs
	Bill Hancock.....	Milwaukee Braves
1965	Mike McClure.....	7 thNew York Mets
1966	Lance Cobb.....	Denver Bears (Independent)
1967	LOU CAMILLI	Cleveland Indians
	Chuck Malitz.....	16 thPittsburgh Pirates
1968	Joe Staples.....	Cleveland Indians
1969	Bob Long.....	4 thLos Angeles Dodgers
1970	DOUG RAU	Los Angeles Dodgers




DOUG RAU

1971	Billy Hodge.....	San Diego Padres
	Chris Sans.....	13 thLos Angeles Dodgers
1972	R.J. Englert.....	9 thSan Francisco Giants
1973	Bobby Falcon.....	8 thKansas City Royals
1974	Jim Hacker.....	5 thAtlanta Braves
1975	Jim Bratsen.....	Cleveland Indians
	Mike Frazier.....	St. Louis Cardinals
1976	James "Hoot" Gibson.....	Atlanta Braves
	Clint Thomas.....	Baltimore Orioles
1977	Del Leatherwood.....	Houston Astros
1978	ROBERT BONNER	3 rdBaltimore Orioles
1979	Kyle Hawthorne.....	Baltimore Orioles
	Shelton McMath.....	6 thTexas Rangers
	MARK ROSS	7 thHouston Astros
	MARK THURMOND	5 thSan Diego Padres
	Buster Turner.....	32 ndSan Francisco Giants
1980	Harry Francis.....	6 thCalifornia Angels
	James "Simon" Glenn.....	13 thBoston Red Sox
	Mike Hurdle.....	13 thToronto Blue Jays
	Bryan "Twig" Little.....	9 thMontréal Expos
1981	Rodney Hodde.....	18 thTexas Rangers
	Perry Swanson.....	22 ndKansas City Royals

AGGIE PRO CONTRACT SIGNINGS

1982	Mike BormannAtlanta Braves
	STEVE DAVIS	21 stToronto Blue Jays
	David FloresMontréal Expos
	Dave Kennard	30 thPhiladelphia Phillies
	Joe Szekely	2 ndKansas City Royals
1983	Bobby Taylor	24 thChicago White Sox
	RICK LUECKEN	27 thSeattle Mariners
1984	Tim CartwrightSt. Louis Cardinals
	SHERMAN CORBETT	3 rdCalifornia Angels
	Chris Huchingson	18 thHouston Astros
	Tony Metoyer	14 thHouston Astros
	1985	Buddy Haney
Steve Johnigan		25 thCleveland Indians
Rob Swain		21 stCleveland Indians
1986	Dale Barry	11 thBaltimore Orioles
	Todd EdwardsMiami Marlins (Florida State League)
	Fred GegenLos Angeles Dodgers
	Mike Scanlin	15 thTexas Rangers
	RUSS SWAN	9 thSan Francisco Giants
	Phillip TaylorMiami Marlins (Florida State League)
	Gregory WallaceMiami Marlins (Florida State League)
1987	Gary Geiger	42 ndSan Francisco Giants
	Ever Magallanes	10 thCleveland Indians
	Pat Wernig	15 thOakland Athletics
1988	Tom Carcione	10 thOakland Athletics
	Nick Felix	12 thSeattle Mariners
	SCOTT LIVINGSTONE	2 ndDetroit Tigers
	Tim McWilliamSan Diego Padres
	Fred RiscenSalt Lake City Trappers (Pioneer League)
	Sean Snedeker	30 thLos Angeles Dodgers
1989	Eric Albright	7 thDetroit Tigers
	John Byington	3 rdMilwaukee Brewers
	Scott Centala	15 thKansas City Royals
	Anthony DeLaCruzCleveland Indians
	Andy Duke	38 thCincinnati Reds
	Mike EasleyCleveland Indians
	Tim Herrmann	25 thDetroit Tigers
	CHUCK KNOBLAUCH	1 stMinnesota Twins
	Keith Langston	12 thDetroit Tigers
	Terry Taylor	5 thCalifornia Angels
1990	Kirk Thompson	18 thKansas City Royals
	Brent Gilbert	19 thNew York Yankees
	RICH ROBERTSON	9 thPittsburgh Pirates
	Bo Siberz	14 thNew York Yankees
	John WoodAtlanta Braves

1991	Ronnie Allen	3 rdPhiladelphia Phillies	
	Jason Bullard	11 thPittsburgh Pirates	
	Trey Witte	9 thSeattle Mariners	
1992	Brian Harrison	14 thKansas City Royals	
	Mike Hickey	12 thSeattle Mariners	
	Jason HutchinsColorado Rockies	
	Jason Marshall	13 thKansas City Royals	
	James Nix	19 thCincinnati Reds	
1993	JEFF GRANGER	1 stKansas City Royals	
	KELLY WUNSCH	1 stMilwaukee Brewers	
	Robert Lewis	17 thCleveland Indians	
	Scott Smith	65 thSeattle Mariners	
	Brian Thomas	10 thTexas Rangers	
	Rob Trimble	8 thNew York Yankees	
1994	Chris Clemons	1 stChicago White Sox	
	TREY MOORE	2 ndSeattle Mariners	
1995	Chad Alexander	3 rdHouston Astros	
	JUSTIN ATCHLEY	12 thCincinnati Reds	
	KEVIN BEIRNE	11 thChicago White Sox	
	Stephen Claybrook	25 thCincinnati Reds	
	John Curl	12 thToronto Blue Jays	
	Robert Harris	16 thOakland Athletics	
	Rob Thomas	43 rdPittsburgh Pirates	
1996	CHAD ALLEN	4 thMinnesota Twins	
	Rich Boring	34 thKansas City Royals	
	Ryan Huffman	31 stNew York Yankees	
	Dean Mitchell	32 ndLos Angeles Dodgers	
	1997	Brian Benefield	6 thCleveland Indians
		Matt Garrick	7 thAnaheim Angels
Jamie Smith		10 thChicago White Sox	
Scott Barrett	Toronto Blue Jays	
MATT BLANK		11 thMontréal Expos	
1998	Johnny Hunter	21 stSan Diego Padres	
	Rich PetruKansas City Royals	
	John Sneed	22 ndToronto Blue Jays	
	JASON TYNER	1 stNew York Mets	
	RYAN RUPE	6 thTampa Bay Devil Rays	
	Craig Kuzmic	8 thSeattle Mariners	
	Scott Sandusky	8 thMontréal Expos	
	Eric FrenchKansas City Royals	
	1999	Chance Caple	1 stSt. Louis Cardinals
		CASEY FOSSUM	2 ndBoston Red Sox
John Scheschuk		7 thSan Diego Padres	
Shawn Schumacher		8 thSt. Louis Cardinals	
Cordell Lindsey	Anaheim Angels	
Steve Scarborough		18 thMilwaukee Brewers	
Steven Truitt		14 thMilwaukee Brewers	
2000		Daylan Holt	3 rdOakland Athletics
		Chris Scarcella	16 thOakland Athletics
2001		Chris Russ	12 thNew York Yankees
	Brian Strelitz	11 thNew York Yankees	
	Greg Porter	45 thAnaheim Angels	
2002	Khalid Ballouli	6 thMilwaukee Brewers	
	Ryan Warpinski	8 thFlorida Marlins	
	ERIC REED	9 thFlorida Marlins	
	Todd Deininger	9 thChicago White Sox	
	Rusty Meyer	13 thKansas City Royals	
	Neal Stephenson	17 thBaltimore Orioles	
	Steven Ponder	17 thColorado Rockies	
	Ryan Wardinsky	30 thPhiladelphia Phillies	
	Travis Wong	48 thCincinnati Reds	
	2003	Brian Finch	2 ndBaltimore Orioles
Scott Beerer		2 ndColorado Rockies	
LOGAN KENSING		2 ndFlorida Marlins	
Matt Farnum		7 thMontréal Expos	
Kyle Parcus		12 thPhiladelphia Phillies	
Zach Dixon		22 ndBaltimore Orioles	
Robert Ramsey		26 thHouston Astros	
Dwayne Pollok		27 thChicago White Sox	



RICH ROBERTSON

AGGIE PRO CONTRACT SIGNINGS

2004	ZACH JACKSON	1 st Toronto Blue Jays	Logan Taylor	12 th Seattle Mariners	
	Cory Patton	6 th Toronto Blue Jays	Matt Kent	13 th Boston Red Sox	
	JUSTIN RUGGIANO	25 th Los Angeles Dodgers	2016	Nick Banks	4 th Washington Nationals
	Erik Schindewolf	26 th Arizona Diamondbacks		Jace Vines	4 th Kansas City Royals
2005	CLIFF PENNINGTON	1 st Oakland Athletics	Ryan Hendrix	5 th Cincinnati Reds	
	KEVIN WHELAN	4 th Detroit Tigers	Mark Ecker	5 th Detroit Tigers	
	ROBERT RAY	7 th Toronto Blue Jays	J.B. Moss	7 th Atlanta Braves	
	Kyle Marlatt	12 th Florida Marlins	Michael Barash	9 th Los Angeles Angels	
	Coby Mavroulis	21 st Washington Nationals	Boomer White	10 th San Diego Padres	
	2006	Austin Creps	6 th Cleveland Indians	Andrew Vinson	10 th Los Angeles Angels
Jose Salazar	 St. Louis Cardinals	Ryne Birk	13 th Houston Astros	
	Hart Hering Cleveland Indians	Kyle Simonds	14 th Washington Nationals	
	Adam Hale	32 nd Houston Astros	Hunter Melton	18 th Colorado Rockies	
2007	BRANDON HICKS	3 rd Atlanta Braves	Brigham Hill	20 th Oakland Athletics	
	David Newmann	4 th Tampa Bay Devil Rays	Ronnie Gideon	23 rd Milwaukee Brewers	
	Kyle Nicholson	7 th San Francisco Giants	2017	CORBIN MARTIN	2 nd Houston Astros
	Craig Stinson	12 th Washington Nationals		Brigham Hill	5 th Washington Nationals
	Gary Campfield	12 th Cleveland Indians	Nick Choruby	18 th Washington Nationals	
	Parker Dalton	24 th Los Angeles Dodgers	Turner Larkins	21 st Toronto Blue Jays	
2008	Jose Duran	6 th Milwaukee Brewers	2018	Mitchell Kilkeny	2 nd Colorado Rockies
	Blake Stouffer	13 th Washington Nationals		Nolan Hoffman	5 th Seattle Mariners
	Brian Ruggiano	23 rd Los Angeles Dodgers	Cason Sherrod	7 th Miami Marlins	
	Kirkland Rivers	37 th Houston Astros	MICHAEL HELMAN	11 th Minnesota Twins	
2009	ALEX WILSON	2 nd Boston Red Sox	STEPHEN KOLEK	11 th Los Angeles Dodgers	
	BROOKS RALEY	6 th Chicago Cubs	George Janca Texas Rangers	
	Kyle Colligan	12 th Chicago White Sox	2019	BRADEN SHEWMAKE	1 st Atlanta Braves
	Luke Anders	32 nd San Francisco Giants		John Doxakis	2 nd Tampa Bay Rays
	Scott Migl	34 th Houston Astros	Kasey Kalich	4 th Atlanta Braves	
	2010	Barret Loux	1 st *..... Arizona Diamondbacks/Texas Rangers	Mason Cole	27 th Texas Rangers
Brodie Greene		4 th Cincinnati Reds	2020	Asa Lacy	1 st Kansas City Royals
Nick Fleece	27 th Seattle Mariners	ZACH DELOACH		2 nd Seattle Mariners	
	Clayton Ehler Cleveland Indians	Christian Roa	2 nd Cincinnati Reds	
	Shane Minks Tampa Bay Rays	2021	Dustin Saenz	4 th Washington Nationals
2011	John Stilson	3 rd Toronto Blue Jays		BRUCE MILLER	4 th Seattle Mariners
	Nick Fleece	13 th Cincinnati Reds	Will Frizzell	8 th Washington Nationals	
	Adam Smith	25 th New York Yankees	Chandler Jozwiak	13 th Miami Marlins	
	Brandon Parrent	30 th Chicago White Sox	2022	Micah Dallas	8 th Oakland Athletics
Kenny Jackson	31 st Florida Marlins	Dylan Rock		8 th Toronto Blue Jays	
	Kevin Gonzalez	36 th Houston Astros	Joesph Menefee	20 th Cincinnati Reds	
	Steve Martin	37 th Houston Astros	Troy Claunch Chicago White Sox	
	Joaquin Hinojosa New York Yankees	Jacob Palisch Chicago White Sox	
	2012	TYLER NAQUIN	1 st Cleveland Indians	2023	Hunter Haas
MICHAEL WACHA		1 st St. Louis Cardinals	Nathan Dettmer		5 th Oakland Athletics
	ROSS STRIPLING	5 th Los Angeles Dodgers	Trevor Werner	7 th Kansas City Royals	
	Jacob House	20 th Arizona Diamondbacks	Jack Moss	11 th Cincinnati Reds	
2013	Mikey Reynolds	5 th Atlanta Braves	Brandyn Garcia	11 th Seattle Mariners	
	KYLE MARTIN	9 th Boston Red Sox	Will Johnston	13 th Oakland Athletics	
	Rafael Pineda	30 th Seattle Mariners	Stanley Tucker	19 th Boston Red Sox	
2014	DANIEL MENGDEN	4 th Houston Astros	2024	Braden Montgomery	1 st Boston Red Sox
	Corey Ray	5 th Kansas City Royals		Chris Cortez	2 nd Los Angeles Angels
	Troy Stein	10 th Colorado Rockies	Tanner Jones	6 th Kansas City Royals	
	Jason Jester	23 rd San Diego Padres	Jackson Appel	6 th Chicago White Sox	
	Cole Lankford	27 th St. Louis Cardinals	Ali Camarillo	12 th Oakland A's	
	Parker Ray	38 th Miami Marlins	Evan Aschenbeck	13 th Chicago Cubs	
2015	A.J. MINTER	2 nd Atlanta Braves	Eldridge Armstrong III New York Mets	
	Grayson Long	3 rd Los Angeles Angels			
	Blake Allemant	5 th Milwaukee Brewers			



TYLER NAQUIN

BOLD indicates appeared in regular-season major-league game.

* - Loux drafted by Arizona in the first round of the 2010 MLB Draft but granted free agency by MLB. Texas signed Loux as a free agent in November 2010.

Special thanks to Davis O. Barker from Jacksonville for his tireless research efforts.

TEAM AWARD WINNERS

MARION PUGH MOST VALUABLE PLAYER

2024	Jackson Appel
2023	Hunter Haas
2022	Jack Moss
2021	Will Frizzell
2020	Zach DeLoach
2019	Braden Shewmake
2018	Michael Helman
2017	Braden Shewmake
2016	Boomer White
2015	Blake Allemand
2014	Cole Lankford
2013	Cole Lankford
2012	Tyler Naquin
2011	Tyler Naquin
2010	Brodie Greene
2009	Kevin Gonzalez
2008	José Duran
2007	Blake Stouffer
2006	Jose Salazar
2005	Cliff Pennington
2004	Cory Patton
2003	Scott Beerer
2002	Rusty Meyer
2001	Jeff Freeman
2000	Chris Russ
1999	John Scheschuk
1998	Jason Tyner
1997	Matt Garrick
1996	Jason Stephens
1995	Chad Alexander, John Curl
1994	Robert Harris
1993	Brian Thomas
1992	Jason Marshall
1991	Conrad Colby
1990	Rich Robertson
1989	John Byington
1988	Chuck Knoblauch
1987	Scott Livingstone
1986	Ever Magallanes, Mike Scanlin
1985	Fred Gegen
1984	Rob Swain
1983	Bobby Beach
1982	Joe Szekely
1981	Rodney Hodde
1980	Bryan "Twig" Little
1979	Mark Ross
1978	Robert Bonner, Mark Thurmond
1977	Mark Thurmond
1976	James "Hoot" Gibson
1975	Jim "Bear" Bratsen
1974	Jim Hacker
1973	Jim Hacker
1972	R.J. Englert
1971	Dave Elmendorf
1970	Doug Rau
1969	Bob Long
1968	Joe Staples
1967	Joe Staples

WALLY MOON

2024	Josh Stewart
2023	Brandyn Garcia
2022	Ryan Targac
2021	Jordan Thompson
2020	Will Frizzell
2019	Kasey Kalich
2018	Nolan Hoffman
2017	Cole Bedford
2016	J.B. Moss
2015	Mitchell Nau
2014	Ty Schlottmann
2013	Parker Ray
2012	Troy Stein
2011	Kyle Martin
2010	Michael Wacha
2009	Caleb Shofner
2008	Kevin Gonzalez
2007	Luke Anders
2006	Kyle Colligan
2005	Brandon Glover
2004	Travis Bartek
2003	John Infante
2002	Justin Pouk
2001	Justin Moore
2000	Eric Reed
1999	Greg Porter
1998	Chris Russ
1997	Patrick Malone
1996	Jason Tyner
1995	Tim Clarkson
1994	Sean Alvarez
1993	David Minor
1992	Robert Harris
1991	Brian Harrison
1990	Brian Thomas
1989	Kirk Thompson
1988	Tim McWilliam
1987	Deron Dacus
1986	Maury Martin
1985	David Bruning, Bill Doug Potter
1984	Steve Johnigan, Kelly Keahey
1983	Tony Metoyer
1982	Bobby Taylor
1981	Tim Boyes
1980	Joe Paul Bramhall
1979	Randy Woodruff
1978	Tim Feickert, Randy Woodruff
1977	Kyle Hawthorne, Mark Ross
1976	John "Beagle" Biersner
1975	David Lockett
1974	Jim Juhl
1973	Tommy Hawthorne
1972	Karl Bystrom
1971	Paul Czerwinski
1970	Billy Hodge
1969	Dave Benesh, Jimmy Raley
1968	Robert Sanders, Richard Schwartz

MARION PUGH SPIRIT

2024	Hayden Schott
2023	Jace Hutchins
2022	Xavier Lovett
2021	Mikey Hoehner
2020	Mikey Hoehner
2019	Jonathan Ducoff
2018	Allonte Wingate
2017	Baine Schoenvogel
2016	Corbin Martin
2015	Corbin Martin
2014	Jason Jester
2013	Jason Jester
2012	Ross Hales
2011	Scott Arthur
2010	Tyler Dyer
2009	Tyler Dyer
2008	Daman Aaron
2007	Parker Dalton
2006	Hart Hering, Ben Brockman
2005	Parker Dalton
2004	Zach Jackson, Parker Dalton
2003	Jordy Mitchell
2002	Jordy Mitchell
2001	Ty Garner
2000	Derrick Adams
1999	Derrick Adams
1998	Derrick Adams
1997	Derrick Adams
1996	Donnie Fowler
1995	Billy Carroll
1994	Robert Harris
1993	Robert Harris
1992	Travis Williams
1991	David Rollen
1990	David Rollen
1989	Mike Easley
1988	Maury Martin
1987	---
1986	Pat James
1985	Steve Johnigan
1984	Beje Mahoe
1983	Rock King
1982	Thomas Dean Chandler



DERRICK ADAMS was a four-time winner of the Marion Pugh Spirit Award from 1997-2000.

The **WALLY MOON AWARD** is given to the player who shows the most improvement from September through the end of the season.

The **MARION PUGH SPIRIT AWARD** is given to the player who is most instrumental to team unity and who provides valuable leadership both on and off the field.


TEAM AWARD WINNERS

C.E. "PAT" OLSEN OUTSTANDING PITCHER

2024	Evan Aschenbeck
2023	Evan Aschenbeck
2022	Jacob Palisch
2021	Chandler Jozwiak
2020	Asa Lacy
2019	John Doxakis
2018	Nolan Hoffman
2017	Kaylor Chafin
2016	Brigham Hill
2015	Grayson Long
2014	Grayson Long
2013	Daniel Mengden
2012	Michael Wacha
2011	Ross Stripling
2010	John Stilson
2009	Brooks Raley
2008	Kyle Thebeau
2007	Kyle Nicholson
2006	Jason Meyer
2005	Robert Ray
2004	Jason Meyer
2003	Kyle Parcus
2002	Justin Moore
2001	Justin Moore
2000	Khalid Ballouli
1999	Casey Fossum
1998	Ryan Rupe
1997	Ryan Rupe
1996	Shane King, Jamie Smith
1995	Justin Atchley
1994	Chris Clemons
1993	Jeff Granger
1992	Brian Harrison
1991	Jeff Granger
1990	Rich Robertson
1989	Keith Langston
1988	Sean Snedeker
1987	Gary Geiger
1986	Dale Barry
1985	Phillip Taylor
1984	Tom Arrington
1983	Robert Slavens
1982	Rick Luecken

LORRAINE B. AND WILLIAM B. "BREEZY" BREAZEALE RBI


2024	Braden Montgomery
2023	Jace LaViolette
2022	Dylan Rock
2021	Will Frizzell
2020	Bryce Blaum, Zach DeLoach
2019	Braden Shewmake
2018	Braden Shewmake
2017	Braden Shewmake
2016	Hunter Melton
2015	Logan Taylor
2014	Cole Lankford
2013	Cole Lankford
2012	Jacob House
2011	Jacob House
2010	Brodie Greene
2009	Luke Anders
2008	Darby Brown
2007	Blake Stoffer
2006	Jose Salazar
2005	Cliff Pennington
2004	Cory Patton
2003	Cory Patton
2002	Neal Stephenson
2001	Jeff Freeman
2000	Daylan Holt



HUNTER MELTON



LOGAN TAYLOR



COLE LANKFORD



JACOB HOUSE



KYLE NICHOLSON was the 2007 recipient of the C.E. "Pat" Olsen Outstanding Pitcher Award following a season in which he went 11-3 with four saves and a 2.25 ERA.



KYLE THEBEAU was the 2008 recipient of the C.E. "Pat" Olsen Outstanding Pitcher Award following a season in which he went 6-5 with three saves and a 2.12 ERA.

TEAM AWARDS

ALL-TIME COACHING LEADERS


BY VICTORIES

RK	COACH	YRS	W	L	T	PCT.
1.	Mark Johnson (1985-2005)	21	876	431	3	.670
2.	Tom Chandler (1959-84)	26	655	328	10	.665
3.	Rob Childress (2006-21)	16	622	336	3	.649
4.	Jim Schlossnagle (2022-24)	3	135	62	0	.685
5.	Marty Karow (1938-41, 48-50)	7	95	70	2	.575
6.	Beau Bell (1951-58)	8	93	96	1	.492
7.	R.G. Higginbotham (1930-35)	6	64	48	3	.570
8.	Lil Dimmitt (1942, 46-47)	3	49	18	0	.731
9.	D.V. Graves (1916-19)	4	48	24	3	.660
	C.B. Moran (1909-14)	6	48	46	5	.510
11.	Wirt Spencer (1904-08)	5	47	28	3	.622
12.	C.J. Rothgeb (1925-27)	3	38	23	2	.619
13.	Dana X. Bible (1920-21)	2	29	10	1	.738
14.	J.V. Sikes (1936-37)	2	25	17	2	.591
15.	R.D. Countryman (1928-29)	2	22	17	3	.560
16.	Homer Norton (1943-44)	2	18	16	0	.529
	H.H. House (1923-24)	2	18	25	2	.422
18.	C.C. Lucid (1915)	1	16	5	0	.762
19.	Gene Cochrehan (1922)	1	9	8	0	.529
20.	A.E. "Pete" Jones (1945)	1	3	11	0	.214
	unknown (1894)	1	3	1	0	.250
ALL-TIME TOTAL		122	2,913	1,620	43	.641

BY SEASONS

NO.	COACH	SEASONS
1.	Tom Chandler.....	26
2.	Mark Johnson.....	21
3.	Rob Childress.....	16
4.	Beau Bell.....	8
5.	Marty Karow.....	7
6.	R.G. Higginbotham.....	6
	C.B. Moran.....	6
8.	Wirt Spencer.....	5
9.	D.V. Graves.....	4
10.	Lil Dimmitt.....	3
	C.J. Rothgeb.....	3
	Jim Schlossnagle.....	3
12.	Homer Norton.....	2
	J.V. Sikes.....	2
	R.D. Countryman.....	2
	H.H. House.....	2
	D.X. Bible.....	2
18.	Gene Cochrehan.....	1
	C.C. Lucid.....	1
	A.E. "Pete" Jones.....	1


COLLEGE WORLD SERIES COACHES




BEAU BELL
COLLEGE WORLD SERIES '51



TOM CHANDLER
COLLEGE WORLD SERIES '64



MARK JOHNSON
COLLEGE WORLD SERIES '93 & '99



ROB CHILDRESS
COLLEGE WORLD SERIES '11 & '17



JIM SCHLOSSNAGLE
COLLEGE WORLD SERIES '22 & '24

COACHING LEADERS

INDIVIDUAL CAREER RECORDS – PITCHING

APPEARANCES

NO.	APP.	PITCHER	YEARS
1.	105	Andrew Vinson	2013-16
2.	103	Kyle Thebeau	2006-09
3.	100	Estevan Uriegas	2009-12
4.	98	Kyle Martin	2010-13
5.	86	Chris Russ	1998-01
6.	83	Kyle Nicholson	2004-07
7.	82	Jason Meyer	2004-07
8.	81	Joseph Menefee	2019-22
9.	79	Nick Fleece	2008-11
10.	78	Chandler Jozwiak	2018-21
	78	Ty Schlottmann	2013-16
12.	75	Cason Sherrad	2015-18
13.	74	Brian Parker	1992-95
14.	70	Jason Freeman	2012-15
	70	Ross Stripling	2009-12

WINS

NO.	WINS	PITCHER	YEARS
1.	34	Mark Ross	1976-79
	34	Mark Thurmond	1976-79
3.	31	Ross Stripling	2009-12
	31	Jeff Granger	1991-93
5.	30	Ryan Rupe	1994-98
6.	27	Michael Wacha	2010-12
	27	Casey Fossum	1997-99
8.	26	Clint Thomas	1973-76
9.	25	James Gibson	1975-76
10.	24	Rick Luecken	1980-83
11.	23	Chris Russ	1998-01
12.	23	Ronnie Allen	1989-91
13.	21	Kyle Nicholson	2004-07
14.	20	Barret Loux	2008-10
	20	Jason Meyer	2004-07
16.	19	John Doxakis	2017-19
	19	Grayson Long	2013-15
	19	John Sneed	1995-97
	19	Trey Moore	1992-94
	19	Darryl Fry	1986-87
	19	Gary Geiger	1986-87
	19	Philip Taylor	1982-85
	19	David Flores	1980-82
	19	Jackie Binks	1971-74

INNINGS PITCHED

NO.	IP	PITCHER	YEARS
1.	397.0	Mark Ross	1976-79
2.	353.2	Ross Stripling	2009-12
3.	348.2	Michael Wacha	2010-12
4.	347.0	Jeff Granger	1991-93
5.	343.1	Casey Fossum	1997-99
6.	322.0	Ryan Rupe	1994-98
7.	304.0	Jason Meyer	2004-07
8.	294.2	Mark Thurmond	1976-79
9.	285.2	Rick Luecken	1980-83
10.	280.0	Kyle Nicholson	2004-07
11.	279.1	Ronnie Allen	1989-91
12.	277.0	Clint Thomas	1973-76
13.	266.0	Kyle Thebeau	2006-09
14.	261.1	Daniel Mengden	2012-14
15.	252.2	David Thomas	1973-76

STRIKEOUTS (200-K CLUB)

NO.	K	PITCHER	YEARS
1.	404	Casey Fossum	1997-99
2.	401	Jeff Granger	1991-93
3.	340	Ross Stripling	2009-12
4.	336	Michael Wacha	2010-12
5.	281	Ryan Rupe	1994-98
6.	279	Barret Loux	2008-10
7.	273	Mark Thurmond	1976-79
8.	260	Jason Meyer	2004-07
9.	259	Kyle Thebeau	2006-09
10.	258	John Doxakis	2017-19
11.	247	Clint Thomas	1973-76
12.	233	Brigham Hill	2015-17
13.	232	Mark Ross	1976-79
14.	230	Daniel Mengden	2012-14
	230	Rick Luecken	1980-83
16.	228	Doug Rau	1968-70
17.	224	Asa Lacy	2018-20
18.	223	Kelly Wunsch	1991-93
19.	216	Chandler Jozwiak	2018-21
20.	209	John Stilson	2010-11

COMPLETE GAMES

NO.	CG	PITCHER	YEARS
1.	26	Mark Ross	1976-79
2.	25	Mark Thurmond	1976-79
3.	20	Ronnie Allen	1989-91
4.	19	James Gibson	1975-76
5.	18	Rick Luecken	1980-83
6.	17	Jeff Granger	1991-93
7.	16	Clint Thomas	1973-76
8.	15	Casey Fossum	1997-99
9.	14	Doug Rau	1968-70
	14	Joseph Hardgrove	1953-55
11.	13	Ryan Rupe	1994-98
	13	Gerald Nelson	1953-55
13.	11	Steve Hillhouse	1964-65
	11	Peter Munday	1955-57
15.	10	Ryan Rupe	1997-98
	10	Darryl Fry	1986-87
	10	Gary Geiger	1986-87

EARNED RUN AVERAGE

(minimum 100 IP and completed eligibility)

NO.	ERA	IP	NAME	YEARS
1.	1.27	170.1	John Stilson	2010-11
2.	1.70	190.0	Doug Rau	1968-70
3.	1.71	211.0	James Gibson	1975-76
4.	2.00	229.0	Chuck McGuire	1962-64
5.	2.03	115.0	Dale Barry	1986
6.	2.12	148.0	Tommy Chiles	1965-67
7.	2.29	294.0	Mark Thurmond	1976-79
8.	2.31	105.0	Wayne Schaper	1958-59
9.	2.45	348.2	Michael Wacha	2010-12
10.	2.52	135.0	John Crain	1962-64
11.	2.53	152.2	Kyle Simonds	2015-16
12.	2.54	397.0	Mark Ross	1976-79
13.	2.56	140.2	Evan Aschenbeck	2023-24
14.	2.58	241.0	Steve Hillhouse	1964-65
15.	2.58	170.2	Andrew Vinson	2013-16
16.	2.60	169.0	Peter Munday	1955-57

INDIVIDUAL CAREER RECORDS – PITCHING


SAVES

NO.	SV	PITCHER	YEARS
1.	23	Scott Centala	1987-89
2.	17	Jason Jester	2013-14
3.	16	Mark Ecker	2014-16
	16	Chris Russ.....	1998-01
5.	15	Travis Starling	2007-09
6.	14	Nolan Hoffman	2018
7.	13	Evan Aschenbeck	2023-24
	13	Scott Beerer.....	2003
	13	Brian Parker.....	1993-95
	13	John Pockrus	1977-79
	13	Pat Jamison.....	1970-71
12.	12	Kasey Kalich	2019
13.	11	John Stilson.....	2010-11
	11	Kyle Thebeau	2006-09
	11	Steve Hughes.....	1988-91
16.	10	Ryan Hendrix	2014-16

WINNING PERCENTAGE

(minimum 100 IP)

NO.	W-L	PCT.	NAME	YEARS
1.	11-1	.917	David Newmann.....	2006-07
	11-1	.917	Dale Barry.....	1986
3.	9-1	.900	Steve Hughes.....	1988-91
4.	16-2	.889	Keith Langston.....	1988-89
5.	14-2	.875	Evan Aschenbeck	2023-24
6.	12-2	.857	David Benesh.....	1968-70
7.	17-3	.850	Pat Hubert.....	1950-51
8.	25-6	.839	James Gibson.....	1975-76
9.	10-2	.833	Brian Finch.....	2001-03
10.	14-3	.824	John Stilson.....	2010-11
11.	9-2	.818	Travis Starling	2007-09
12.	13-3	.813	Kaylor Chafin	2016-18
13.	34-8	.810	Mark Thurmond.....	1976-79
	17-4	.810	Sean Snedeker.....	1987-88
15.	27-7	.794	Michael Wacha	2010-12
16.	19-5	.792	Jackie Binks	1971-74
	19-5	.792	Grayson Long.....	2013-15
18.	11-3	.786	Corey Ray	2012-14
	11-3	.786	Dean Mitchell	1995-96
	18-5	.783	Brigham Hill	2015-17
20.	18-5	.783	David Lockett	1973-76



A two-time All-American **JEFF GRANGER** (1991-93) may be most remembered by his unforgettable 21-strikeout performance against Lubbock Christian on April 2, 1993.



DAVID NEWMANN (2006-07) is tied for the A&M winning percentage record at .917. He went 11-1 during his two seasons with the Aggies.

RECORD BOOK

INDIVIDUAL CAREER RECORDS – HITTING

GAMES (200-GAME CLUB)

NO.	GAMES	PLAYER	YEARS
1.	245	Krey Bratsen	2011-14
2.	241	Scott Livingstone	1985-88
3.	236	Kevin Gonzalez	2008-11
4.	231	Blake Allemand	2012-15
	231	Sean Heaney	1997-00
6.	228	Brodie Greene	2007-10
7.	223	Brian Thomas	1990-93
8.	222	Robert Harris	1992-95
9.	218	Kyle Colligan	2006-09
10.	217	Travis Williams	1989-92
11.	214	Jason Marshall	1989-92
12.	207	Mike Scanlin	1983-86
13.	206	Billy Harlan	1991-94
14.	205	Buddy Haney	1982-85
	205	Mike Hurdle	1977-80
16.	204	Brandon Wood	2010-13
17.	202	Rich Petru	1994-97

AT-BATS

NO.	AB	PLAYER	YEARS
1.	881	Scott Livingstone	1985-88
2.	865	Sean Heaney	1997-00
3.	842	Krey Bratsen	2011-14
4.	818	Blake Allemand	2012-15
5.	814	Kyle Colligan	2006-09
6.	802	Robert Harris	1992-95
7.	794	Jason Tyner	1996-98
8.	771	Daylan Holt	1998-00
9.	768	Braden Shewmake	2017-19
10.	766	Kevin Gonzalez	2008-11
11.	739	Steven Truitt	1997-99
12.	733	Chuck Knoblauch	1987-89
13.	731	Billy Harlan	1991-94
14.	725	Brodie Greene	2007-10
15.	720	Buddy Haney	1982-85

HITS

NO.	HITS	PLAYER	YEARS
1.	307	Jason Tyner	1996-98
2.	301	Scott Livingstone	1985-88
3.	261	Chuck Knoblauch	1987-89
4.	260	John Byington	1987-89
5.	257	Sean Heaney	1997-00
6.	252	Brodie Greene	2007-10
7.	249	Daylan Holt	1998-00
8.	248	Braden Shewmake	2017-19
9.	246	Cliff Pennington	2003-05
10.	243	Krey Bratsen	2011-14
11.	241	Blake Allemand	2012-15
	241	Kyle Colligan	2006-09
	241	Robert Harris	1992-95
14.	238	Tyler Naquin	2010-12
15.	236	Steven Truitt	1997-99

BATTING AVERAGE

(minimum 300 AB and completed eligibility)

NO.	AVG.	PLAYER	YEARS
1.	.394	R.J. Englert	1970-72
2.	.387	Jason Tyner	1996-98
3.	.372	John Byington	1987-89
4.	.362	Joe Patterson	2009-10
5.	.356	Chuck Knoblauch	1987-89
6.	.352	John Scheschuk	1996-99
	.352	Johnny Hunter	1996-97
	.352	Steve Johnigan	1984-85
9.	.351	Jeff Schow	1985-86
10.	.350	Chad Allen	1994-96
11.	.348	Brodie Greene	2007-10
12.	.347	Rob Swain	1984-85
13.	.346	Cliff Pennington	2003-05
	.346	Tyler Naquin	2010-12
15.	.345	John Curl	1992-95
16.	.344	James Bratsen	1973-75

RUNS

NO.	RUNS	PLAYER	YEARS
1.	217	Scott Livingstone	1985-88
2.	206	Chuck Knoblauch	1987-89
3.	202	Jason Tyner	1996-98
4.	198	John Byington	1987-89
5.	190	Brian Thomas	1990-93
6.	189	Kyle Colligan	2006-09
7.	187	Terry Taylor	1987-89
8.	177	Steven Truitt	1997-99
9.	176	Brodie Greene	2007-10
10.	171	Sean Heaney	1997-00
	171	Robert Harris	1992-95
12.	170	Mike Scanlin	1983-86
13.	165	Daylan Holt	1998-00
14.	159	Chad Allen	1994-96
15.	158	Cliff Pennington	2003-05

DOUBLES

NO.	2B	PLAYER	YEARS
1.	75	Scott Livingstone	1985-88
2.	64	Steven Truitt	1997-99
3.	63	John Byington	1987-89
4.	62	Sean Heaney	1997-00
5.	55	Daylan Holt	1998-00
6.	53	Buddy Haney	1982-85
7.	52	Chuck Knoblauch	1987-89
8.	49	Tyler Naquin	2010-12
9.	45	Brian Thomas	1990-93
	45	Mike Scanlin	1983-86
11.	43	Kyle Colligan	2006-09
	43	Robert Bonner	1975-78
13.	41	Austin Bost	2020-23
	41	Blake Stouffer	2005-08
	41	Rodney Hodde	1978-81
	41	Mike Hurdle	1977-80

INDIVIDUAL CAREER RECORDS – HITTING

TRIPLES

NO.	3B	PLAYER	YEARS
1.	14	Chad Allen	1994-96
	14	Brian Thomas	1990-93
	14	Joe Szekely	1980-82
	14	Mike Hurdle	1977-80
5.	13	Tyler Naquin	2010-12
	13	Billy Cannon	1981-83
7.	12	Brodie Greene	2007-10
	12	Mike Scanlin	1983-86
9.	11	Robert Bonner	1975-78
10.	10	Braden Shewmake	2017-19
	10	Cliff Pennington	2003-05
	10	Robert Harris	1992-95
	10	Chuck Knoblauch	1987-89
	10	Buddy Haney	1982-85
	10	Dave Elmendorf	1968-71

HOME RUNS

NO.	HR	PLAYER	YEARS
1.	56	Daylan Holt	1998-00
2.	50	Jace LaViolette	2023-present
	50	Scott Livingstone	1985-88
4.	47	John Byington	1987-89
5.	43	Mike Scanlin	1983-86
6.	42	Kyle Colligan	2006-09
7.	40	Luke Anders	2006-09
8.	34	Steven Truitt	1997-99
9.	30	Will Frizzell	2018-21
	30	Kyle Hawthorne	1977-79
11.	29	Brodie Greene	2007-10
12.	28	Austin Bost	2020-23
	28	John Scheschuk	1996-99
	28	Robert Harris	1992-95
	28	Ryan Targac	2021-24
16.	27	Braden Montgomery	2024
	27	Sean Heaney	1997-00
	27	John Curl	1992-95
19.	26	Hunter Melton	2013-16
	26	Rodney Hodde	1978-81
21.	25	Craig Kuzmic	1998
	25	Jason Stephens	1994-97

RUNS BATTED IN

NO.	RBI	PLAYER	YEARS
1.	228	Scott Livingstone	1985-88
2.	225	John Byington	1987-89
3.	202	Daylan Holt	1998-00
4.	183	Terry Taylor	1987-89
5.	167	Jason Stephens	1994-97
6.	163	Robert Harris	1992-95
7.	161	Braden Shewmake	2017-19
8.	157	Luke Anders	2006-09
9.	147	Chuck Knoblauch	1987-89
10.	146	Buddy Haney	1982-85
11.	144	Kyle Colligan	2006-09
12.	143	Sean Heaney	1997-00
13.	141	Jace LaViolette	2023-present
14.	140	Steven Truitt	1997-99
15.	138	Blake Stouffer	2005-08
16.	137	Austin Bost	2020-23
	137	Hunter Melton	2013-16
	137	Rodney Hodde	1978-81
19.	135	Matt Juengel	2010-12

TOTAL BASES

NO.	TB	PLAYER	YEARS
1.	543	Scott Livingstone	1985-88
2.	486	Daylan Holt	1998-00
3.	480	John Byington	1987-89
4.	428	Kyle Colligan	2006-09
	428	Steven Truitt	1997-99
6.	425	Mike Scanlin	1983-86
7.	414	Sean Heaney	1997-00
8.	402	Brodie Greene	2007-10
9.	392	Terry Taylor	1987-89
10.	382	Robert Harris	1992-95
11.	381	Luke Anders	2006-09
	381	Chuck Knoblauch	1987-89
13.	374	Braden Shewmake	2017-19
14.	364	Buddy Haney	1982-85
15.	360	Matt Juengel	2010-12
16.	352	Brian Thomas	1990-93
17.	345	Jason Tyner	1996-98

STOLEN BASES

NO.	SB	PLAYER	YEARS
1.	118	Jason Tyner	1996-98
2.	88	Krey Bratsen	2011-14
3.	83	Chuck Knoblauch	1987-89
4.	63	Steven Truitt	1997-99
5.	56	Blake Stouffer	2005-08
6.	55	Brian Thomas	1990-93
7.	53	Cliff Pennington	2003-05
	53	Billy Harlan	1991-94
9.	49	Scott Arthur	2009-12
	49	Chad Allen	1994-96
11.	48	Brodie Greene	2007-10
12.	46	Kirk Thompson	1988-89
13.	44	Kyle Colligan	2006-09
	44	Ben Feltner	2007-08
15.	43	Eric Reed	2000-02

WALKS

NO.	BB	PLAYER	YEARS
1.	140	Brian Thomas	1990-93
2.	132	Terry Taylor	1987-89
3.	125	Erik Schindewolf	2001-04
4.	123	Blake Allemant	2012-15
5.	122	Robert Harris	1992-95
6.	120	Blake Stouffer	2005-08
7.	117	Scott Livingstone	1985-88
8.	113	Chuck Knoblauch	1987-89
9.	112	Jace LaViolette	2023-present
10.	107	John Scheschuk	1996-99
11.	103	Chad Allen	1994-96
	103	Travis Williams	1989-92
13.	102	William Raymer	1973-76
14.	98	Luke Anders	2006-09
15.	95	Ryan Targac	2021-23
	95	Mike Hurlde	1977-80
17.	94	Kyle Colligan	2006-09

INDIVIDUAL SINGLE-SEASON RECORDS – PITCHING

APPEARANCES

NO.	APP.	PITCHER	YEAR
1.	39	Estevan Uriegas.....	2012
2.	38	Kyle Martin.....	2012
3.	36	Nick Fleece.....	2011
4.	35	Andrew Vinson.....	2015
5.	33	Bryce Miller.....	2019
	33	Nolan Hoffman.....	2018
	33	Kaylor Chafin.....	2017
	33	Jason Jester.....	2013
	33	Kyle Martin.....	2011
	33	John Stilson.....	2010
	33	Kyle Thebeau.....	2008
12.	32	Evan Aschenbeck.....	2024
	32	Ty Schlottmann.....	2015
	32	Andrew Vinson.....	2014
	32	Hart Hering.....	2006
16.	31	Joaquin Hinojosa.....	2011

WINS

NO.	WINS	PITCHER.....	YEAR
1.	16	James Gibson.....	1976
2.	15	Jeff Granger.....	1993
3.	14	Ross Stripling.....	2011
4.	13	Mark Thurmond.....	1978
5.	12	Chris Russ.....	1999
	12	Casey Fossum.....	1999
	12	Casey Fossum.....	1998
	12	Trey Moore.....	1993
	12	Keith Langston.....	1989
	12	Gary Geiger.....	1987
	12	Pat Hubert.....	1951
12.	11	13 times - last Kyle Simonds (2016)	

INNINGS PITCHED

NO.	IP	PITCHER	YEAR
1.	133.0	Casey Fossum.....	1999
2.	129.2	Michael Wacha.....	2011
3.	127.0	Jeff Granger.....	1993
4.	125.2	Ross Stripling.....	2011
5.	124.0	Kyle Nicholson.....	2007
6.	123.0	Mark Ross.....	1978
7.	122.0	Casey Fossum.....	1998
8.	121.0	Jeff Granger.....	1992
9.	120.0	Zach Jackson.....	2004
10.	118.0	Ross Stripling.....	2012
11.	117.0	Pat Hubert.....	1951
12.	116.0	Pat Sweet.....	1989
13.	115.0	Gary Geiger.....	1987
	115.0	James Gibson.....	1976
	115.0	Dale Barry.....	1986

STRIKEOUTS

NO.	K	PITCHER	YEAR
1.	162	Casey Fossum.....	1999
2.	150	Jeff Granger.....	1993
3.	136	Barret Loux.....	2010
4.	130	Asa Lacy.....	2019
	130	Jeff Granger.....	1992
6.	129	Casey Fossum.....	1998
7.	127	Zach Jackson.....	2004
8.	125	Ryan Rupe.....	1998
9.	124	Ryan Prager.....	2024

10.	123	Michael Wacha.....	2011
	123	Chance Caple.....	1999
12.	121	Jeff Granger.....	1991
13.	120	Ross Stripling.....	2012
	120	Alex Wilson.....	2009
15.	116	Michael Wacha.....	2012
16.	115	John Doxakis.....	2019

COMPLETE GAMES

NO.	CG	PITCHER	YEAR
1.	10	James Gibson.....	1976
2.	9	Dale Barry.....	1986
	9	Mark Thurmond.....	1979
	9	Mark Ross.....	1979
	9	Mark Thurmond.....	1978
	9	James Gibson.....	1975
7.	8	Casey Fossum.....	1999
	8	Jeff Granger.....	1993
	8	Ronnie Allen.....	1990
	8	Rick Leucken.....	1980
	8	Mark Ross.....	1977
12.	7	eight times (last: Ryan Rupe in 1998)	

EARNED RUN AVERAGE

(minimum 1 IP per team game)

NO.	ERA	IP	PITCHER	YEAR
1.	0.80	79.0	John Stilson.....	2010
2.	0.86	73.0	Doug Rau.....	1970
3.	1.09	115.0	James Gibson.....	1976
4.	1.24	50.0	Peter Munday.....	1955
5.	1.25	64.0	Paul Czerwinski.....	1971
6.	1.43	44.0	Walter Varvel.....	1967
	1.43	44.0	Ken Perrin.....	1966
8.	1.50	66.0	Bruce Katt.....	1972
9.	1.56	40.0	Ed Singley.....	1963
10.	1.58	34.0	Rocky Thompson.....	1968
11.	1.62	66.0	Tommy Chiles.....	1966
12.	1.68	91.1	John Stilson.....	2011
	1.68	79.0	Steve Hillhouse.....	1964
14.	1.73	67.2	Parker Ray.....	2013
15.	1.77	91.0	Rich Robertson.....	1990

SAVES

NO.	SV	Pitcher.....	Year
1.	14	Nolan Hoffman.....	2018
	14	Jason Jester.....	2013
3.	13	Scott Beerer.....	2003
4.	12	Kasey Kalich.....	2019
5.	11	Scott Centala.....	1988
6.	10	Evan Aschenbeck.....	2024
	10	John Stilson.....	2010
	10	Pat Jamison.....	1971
	10	Scott Centala.....	1989
10.	9	Travis Starling.....	2008
	9	Chris Russ.....	2001
12.	8	Chandler Jozwiak.....	2021
	8	Mark Ecker.....	2016
	8	Mark Ecker.....	2015
	8	Joaquin Hinojosa.....	2011
16.	7	Mitchell Kilkenney.....	2017
	7	Kyle Martin.....	2012

INDIVIDUAL SINGLE-SEASON RECORDS – HITTING

GAMES PLAYED

NO.	GAMES	PLAYER	YEAR
1.	70	Daylan Holt.....	1999
	70	Steve Scarborough.....	1999
	70	John Scheschuk.....	1999
4.	69	Krey Bratsen.....	2011
	69	Jacob House.....	2011
	69	Kenny Jackson.....	2011
7.	68	Ali Camarillo.....	2024
	68	Jace LaViolette.....	2024
	68	Hayden Schott.....	2024
	68	Matt Juengel.....	2011
	68	Tyler Naquin.....	2011

5.	.415	John Curl.....	1995
6.	.407	Jason Tyner.....	1996
7.	.406	Jim Hacker.....	1974
8.	.403	Scott Livingstone.....	1987
9.	.402	Dave Elmendorf.....	1971
	.402	Robert Long.....	1969
11.	.400	R.J. Englert.....	1970
12.	.398	Blake Stouffer.....	2007
13.	.395	Brodie Greene.....	2010
14.	.388	Lance Cobb.....	1961
15.	.387	Chad Alexander.....	1995

AT-BATS

NO.	AB	PLAYER	YEAR
1.	287	Daylan Holt.....	1999
2.	285	Gavin Grahovac.....	2024
3.	282	Sean Heaney.....	1999
4.	278	Brandon Hicks.....	2007
	278	Jason Tyner.....	1998
6.	277	José Duran.....	2008
7.	274	Braden Shewmake.....	2017
	274	Chad Alexander.....	1995
9.	273	Tyler Naquin.....	2011
10.	272	Jacob House.....	2011
	272	Ever Magallanes.....	1987
12.	271	Jack Moss.....	2022
13.	270	Jason Tyner.....	1997
14.	268	Krey Bratsen.....	2011
15.	266	Brodie Greene.....	2010
	266	Daylan Holt.....	1998

RUNS

NO.	RUNS	PLAYER	YEAR
1.	90	Kirk Thompson.....	1989
2.	87	Jace LaViolette.....	2024
3.	83	Gavin Grahovac.....	2024
4.	82	Terry Taylor.....	1989
5.	80	Steven Truitt.....	1999
6.	79	Chad Alexander.....	1995
7.	78	Daylan Holt.....	1999
8.	77	Chuck Knoblauch.....	1989
9.	76	John Byington.....	1989
10.	75	Brandon Hicks.....	2007
11.	74	Brodie Greene.....	2010
	74	Jason Tyner.....	1996
13.	73	Chuck Knoblauch.....	1988
14.	72	Scott Livingstone.....	1987
15.	71	Jason Tyner.....	1998

HITS

NO.	HITS	PLAYER	YEAR
1.	107	Jason Tyner.....	1998
2.	106	Chad Alexander.....	1995
3.	105	Brodie Greene.....	2010
4.	104	Tyler Naquin.....	2011
5.	103	Jack Moss.....	2022
		José Duran.....	2008
7.	102	Blake Stouffer.....	2007
8.	100	Boomer White.....	2016
	100	Jason Tyner.....	1997
	100	Jason Tyner.....	1996
11.	98	Dane Carter.....	2008
	98	Daylan Holt.....	1999
13.	96	John Byington.....	1987
14.	95	Chad Allen.....	1995
15.	94	Brandon Hicks.....	2007
	94	Kirk Thompson.....	1989
	94	Sean Heaney.....	1999

DOUBLES

NO.	2B	PLAYER	YEAR
1.	27	Sean Heaney.....	1999
2.	24	Steven Truitt.....	1999
3.	23	Tyler Naquin.....	2011
	23	Blake Stouffer.....	2007
5.	22	Daylan Holt.....	1999
	22	Daylan Holt.....	1998
	22	Steven Truitt.....	1998
	22	Chad Allen.....	1995
	22	John Byington.....	1987
10.	21	Brandon Hicks.....	2007
	21	John Curl.....	1995
	21	John Byington.....	1988
	21	Scott Livingstone.....	1988
	21	Scott Livingstone.....	1985
15.	20	Jason Stephens.....	1997
	20	John Byington.....	1989
	20	Chuck Knoblauch.....	1987

BATTING AVERAGE

(Minimum 2.5 at bats per team game)

NO.	AVG.	PLAYER	YEAR
1.	.443	Mike McClure.....	1965
2.	.442	John Byington.....	1989
3.	.433	Bobby Beach.....	1983
4.	.420	R.J. Englert.....	1972

INDIVIDUAL SINGLE-SEASON RECORDS – HITTING

TRIPLES

NO.	3B	PLAYER	YEAR
1.	9	Dane Carter	2008
	9	Brian Thomas	1993
3.	7	Tyler Naquin	2011
	7	Brodie Greene	2010
	7	José Duran	2008
	7	Joe Szekely	1982
	7	Joe Szekely	1981
8.	6	Tyler Naquin	2012
	6	Matt Juengel	2011
	6	Johnny Hunter	1996
	6	Chad Allen	1995
	6	Mike Hickey	1991
	6	Billy Cannon	1983

HOME RUNS

NO.	HR	PLAYER	YEAR
1.	34	Daylan Holt	1999
2.	29	Jace LaViolette	2024
3.	27	Braden Montgomery	2024
4.	25	Craig Kuzmic	1998
5.	23	Gavin Grahovac	2024
6.	21	Jace LaViolette	2023
7.	20	Mike Scanlin	1986
8.	19	Dylan Rock	2022
	19	Will Frizzell	2021
	19	Steven Truitt	1999
	19	Scott Livingstone	1987
12.	18	John Curl	1995
13.	17	Chad Alexander	1995
	17	Terry Taylor	1989
	17	Terry Taylor	1988
	17	John Byington	1987

RUNS BATTED IN

NO.	RBI	PLAYER	YEAR
1.	105	Daylan Holt	1999
2.	89	John Byington	1989
3.	85	Braden Montgomery	2024
	85	Blake Stouffer	2007
5.	79	Jason Stephens	1996
6.	78	Jace LaViolette	2024
	78	John Byington	1987
8.	76	Scott Livingstone	1987
9.	72	Craig Kuzmic	1998
	72	Eric Albright	1989
11.	71	Terry Taylor	1989
12.	70	Chad Alexander	1995
13.	69	Braden Shewmake	2017
	69	Darby Brown	2008
15.	68	José Duran	2008
	68	John Scheschuk	1998

TOTAL BASES

NO.	TB	PLAYER	YEAR
1.	228	Daylan Holt	1999
2.	188	Jace LaViolette	2024

3.	184	Chad Alexander	1995
4.	182	Steven Truitt	1999
5.	179	Brodie Greene	2010
6.	174	Craig Kuzmic	1998
	173	Braden Montgomery	2024
8.	171	Blake Stouffer	2007
	171	John Byington	1987
	170	Gavin Grahovac	2024
11.	167	John Curl	1995
	167	Scott Livingstone	1987
13.	164	Sean Heaney	1999
14.	163	John Byington	1989
15.	161	Mike Scanlin	1986

STOLEN BASES

NO.	SB	PLAYER	YEAR
1.	41	Jason Tyner	1996
2.	39	Jason Tyner	1998
3.	38	Jason Tyner	1997
4.	36	Chuck Knoblauch	1989
	36	Kirk Thompson	1989
6.	34	Ben Feltner	2007
7.	31	Krey Bratsen	2011
8.	29	Cliff Pennington	2005
9.	28	Brandon Hicks	2007
10.	27	Billy Harlan	1993
11.	26	James Glenn	1980
12.	25	Brooks Raley	2009
	25	Steven Truitt	1998
	25	J.P. Bramhall	1981
15.	24	Chuck Knoblauch	1988

WALKS

NO.	BB	PLAYER	YEAR
1.	64	Jace LaViolette	2024
2.	57	John Scheschuk	1999
	57	J.P. Bramhall	1981
4.	53	Braden Montgomery	2024
	53	Kole Kaler	2022
6.	52	Dylan Rock	2022
	51	Ted Burton	2024
8.	50	Brian Thomas	1992
	50	Terry Taylor	1989
	50	Kirk Thompson	1989
11.	49	Hunter Haas	2023
	49	Nick Choruby	2017
	49	Chuck Knoblauch	1989
14.	48	Jace LaViolette	2023
	48	Steve Scarborough	1999
	48	Terry Taylor	1987

INDIVIDUAL SINGLE-SEASON RECORDS – HITTING

HIT BY PITCH

NO.	HBP	PLAYER	YEAR
1.	21	Luke Anders.....	2008
2.	20	Justin Pouk.....	2003
3.	18	Caleb Shofner.....	2010
	18	Caleb Shofner.....	2009
	18	Darby Brown.....	2008
6.	16	Dylan Rock.....	2022
7.	15	Kyle Colligan.....	2009
	15	Travis Wong.....	2002
9.	14	Kyle Colligan.....	2008
10.	13	Jordan Thompson.....	2023
	13	Tyler Naquin.....	2012
	13	Matt Juengel.....	2011

LONGEST HITTING STREAK

NO.	GM	PLAYER	YEAR
1.	28	R.J. Englert.....	1972
2.	27	Tyler Naquin.....	2011
3.	26	Kirk Thompson.....	1989
4.	24	José Duran.....	2008
5.	22	Mikey Reynolds.....	2013
	22	Rich Petru.....	1996
	22	Scott Livingstone.....	1988
8.	21	Ben Feltner.....	2007
9.	20	Michael Helman.....	2018
	20	Cliff Pennington.....	2004

STREAK FOR CONSECUTIVE GAMES REACHING BASE

Mikey Reynolds (2013), 45

LONGEST HITTING STREAK (CONFERENCE GAMES ONLY)

NO.	GM	PLAYER	YEAR
1.	24	Boomer White.....	2016
2.	20	Steven Truitt.....	1997
3.	18	Kyle Colligan*.....	2008-09
	18	Cliff Pennington†.....	2003-04
5.	17	Tyler Naquin.....	2011
6.	16	Eric Scheidt^.....	2003-04
	16	Robert Bonner.....	1976
	16	R.J. Englert.....	1972
9.	15	Nick Banks.....	2015
	15	José Duran.....	2008
	15	Jason Tyner.....	1998

* final 7 Big 12 games of '08 and first 11 of '09

† final 16 Big 12 games of '03 and first two of '04

^ final 15 Big 12 games of '03 and first of '04

TEAM SINGLE-SEASON RECORDS – PITCHING (SINCE 1976)

LOWEST BATTING AVERAGE

	AVG	YEAR
1.	.215	1976
2.	.216	1990
3.	.227	2019

STRIKEOUTS

	SO	YEAR
1.	715	2024
2.	673	2019
3.	633	2023
4.	612	2010
5.	594	2016

STRIKEOUT/WALK RATIO

	SO/BB	YEAR
1.	3.35	2012
2.	3.33	2019
3.	3.30	2009
4.	3.26	2024
5.	3.11	2010

COMPLETE GAMES

	CG	YEAR
1.	23	1979
	23	1976
3.	22	1977

SHUTOUTS

	SHO	YEAR
1.	12	2024
	12	1990
3.	10	1976
4.	9	1977 & 2016

SAVES

	SV	YEAR
1.	22	2015
2.	20	2003
	20	1998
4.	19	2016
5.	18	2018

INNINGS PITCHED

	IP	YEAR
1.	626.2	2011
2.	612.2	1999
3.	602.0	2007

FEWEST HITS ALLOWED

	H	YEAR
1.	331	1976
2.	350	1977
3.	358	1979

EARNED RUN AVERAGE


	ERA	YEAR
1.	2.80	1990
2.	2.83	1979
3.	2.90	2011

FEWEST WALKS

	BB	YEAR
1.	133	1979
2.	140	2012
3.	166	2001

FEWEST HOME RUNS ALLOWED

	HR	YEAR
1.	11	1979
2.	18	1992
3.	19	1977



MARK THURMOND starred on the mound for the Aggies from 1976-79, becoming Texas A&M's first-ever two-time All-American. Along with Mark Ross, Thurmond sits atop the Aggie record book with 34 career pitching victories.

TEAM SINGLE-SEASON RECORDS – HITTING

AT-BATS

NO.	AB	YEAR
1.	2,500	1999
2.	2,339	2024
3.	2,330	1998
4.	2,325	2011

RUNS

NO.	RUNS	YEAR
1.	635	1989
2.	591	1999
3.	575	2024
4.	529	1987

HITS

NO.	HITS	YEAR(S)
1.	804	1999
2.	753	1989
3.	718	1998, 2007

BATTING AVERAGE

NO.	AVG.	YEAR
1.	.342	1974
2.	.340	1989
3.	.337	1996

RUNS BATTED IN

NO.	RBI	YEAR
1.	580	1989
2.	548	1999
3.	537	2024
4.	477	2008

DOUBLES

NO.	2B	YEAR
1.	166	1999
2.	144	1997
3.	141	1987

TRIPLES

NO.	3B	YEAR
1.	32	1989
	32	1982
3.	31	1995

HOME RUNS

NO.	HR	YEAR
1.	136	2024
2.	128	1999
3.	88	1995
	88	1989

TOTAL BASES

NO.	TB	YEAR
1.	1,396	1999
2.	1,269	2024
3.	1,201	1989
4.	1,173	1995

STOLEN BASES


NO.	SB	YEAR
1.	151	2007
2.	133	1989
3.	129	2012

WALKS

NO.	BB	YEAR
1.	422	2024
2.	405	2023
3.	385	1989

RUNNERS LEFT ON BASE

NO.	LOB	YEAR
1.	570	2024
2.	548	2022
3.	538	2023



The only three-time All-American in school history, **JASON TYNER** (1996-98) was not only reconized nationally in all three seasons he played at Texas A&M but still holds the school record for career hits (307).

INDIVIDUAL SINGLE-SEASON RECORDS – FIELDING

PUTOUTS

NO.	PO	PLAYER	YEAR
1.	635	Jacob House.....	2011
2.	620	Mikey Hoehner.....	2019
3.	607	Jackson Appel.....	2024
4.	600	John Scheschuk.....	1999
5.	557	Hunter Melton.....	2016
6.	551	Luke Anders.....	2009
7.	540	Mike Easley.....	1989
8.	537	Troy Claunch.....	2022
9.	524	Jacob House.....	2012
10.	522	Coby Mavroulis.....	2004

ASSISTS

NO.	A	PLAYER	YEAR
1.	235	Brandon Hicks.....	2007
2.	226	Steve Scarborough.....	1999
3.	223	Robert Harris.....	1995
4.	218	Ever Magallanes.....	1987
5.	207	Kenny Jackson.....	2011
6.	204	José Duran.....	2008

TEAM SINGLE-SEASON RECORDS – FIELDING

PUTOUTS

NO.	PO	YEAR
1.	1,880	2011
2.	1,838	1999
3.	1,806	2007

DOUBLE PLAYS TURNED

NO.	DP	YEAR
1.	85	1987
2.	74	1999
3.	72	2007

ASSISTS

NO.	A	YEAR
1.	809	2007
2.	768	2011
3.	776	1995

FIELDING PERCENTAGE

NO.	FLD. %	YEAR
1.	.9780	2024
	.9780	2023
3.	.9770	2016
4.	.9754	2005
5.	.9747	2017

INDIVIDUAL CAREER RECORDS – FIELDING

PUTOUTS

NO.	PO	PLAYER	YEARS
1.	1,701	Kevin Gonzalez.....	2008-11
2.	1,282	Buddy Haney.....	1982-85
3.	1,210	John Scheschuk.....	1996-99
4.	1,100	Kyle Hawthorne.....	1977-79
5.	1,031	Troy Stein.....	2011-14
6.	1,023	Cole Lankford.....	2012-14
	1,023	Luke Anders.....	2006-09

ASSISTS

NO.	A	PLAYER	YEARS
1.	634	Robert Harris.....	1992-95
2.	598	Sean Heaney.....	1997-00
3.	546	Parker Dalton.....	2003-07
4.	501	Terry Taylor.....	1987-89
5.	485	Braden Shewmake.....	2017-19
	485	Blake Allemand.....	2012-15

TEAM SINGLE-SEASON RECORDS – MISC.

WINS

NO.	WINS	YEAR(S)
1.	58	1989
2.	53	2024, 1993
4.	52	1999

WINNING PERCENTAGE (MINIMUM 40 GAMES)

NO.	PCT.	YEAR (RECORD)
1.	.892	1989 (58-7)
2.	.828	1993 (53-11)
3.	.781	2015 (50-14)

OVERALL WINNING STREAK

NO.	GAMES	YEAR
1.	26	1989
2.	24	2015
3.	17	2024
4.	16	1984
5.	15	1976, 1995
7.	14	1985, 1989, 1993, 2007
11.	13	1942, 1946, 1970, 2008

CONFERENCE WINNING STREAK

NO.	GAMES	YEAR
1.	16	2008 (Big 12)
2.	12	1974 (SWC)
	12	1971 (SWC)

SINGLE-GAME RECORDS

INDIVIDUAL - HITTING

AT-BATS

8	Michael Helman vs UT Arlington (3/13/2018)
	Chris Andritsos vs UT Arlington (3/13/2018)
	Hunter Coleman vs Davidson (6/9/2017)
	Cole Bedford vs Davidson (6/9/2017)
	Logan Taylor at TCU (6/8/2015)
	Dane Carter at Nebraska (5/9/2008)
	Blake Stouffer at Nebraska (5/9/2008)
	Kyle Colligan at Nebraska (5/9/2008)
	John Byington vs Arkansas (5/5/1989)
	Kirk Thompson vs Arkansas (5/5/1989)
	Jeff Schow at Texas Tech (4/6/1985)
	Mike Scanlin vs Rice (1984)

RUNS

5	Trevor Werner vs HCU (2/28/2023)
	Zach DeLoach vs Miami (Ohio) (2/14/2020)
	Zach DeLoach vs Stephen F. Austin (2/20/2018)
	Luke Anders vs UIC (5/30/2008)
	Dell Lindsey vs Nebraska (4/2/1999)
	Jason Tyner vs UTSA (4/23/1996)
	Chad Allen vs McNeese (2/18/1996)
	Rob Swain at Texas Tech (4/6/1985)
	Fred Gegen at Texas Tech (4/6/1985)
	Dave Elmendorf vs Texas Tech (1968)

HITS

6	Mike Hickey vs Westmont (2/18/1991)
---	-------------------------------------

RBI

10	Mike Hickey vs Westmont (2/18/1991)
----	-------------------------------------

DOUBLES

4	Justin Ruggiano vs Kansas (5/10/2003)
	Jim Hacker at Houston (1974)

TRIPLES

3	Joe Szekely vs Delta State (1982)
	Billy Hodge vs SMU (1971)

HOME RUNS

3	Jackson Appel vs. UTSA (4/9/2024)
	Jace LaViolette at Mississippi State (5/19/2023)
	Trevor Werner vs Alabama (5/12/2023)
	Dell Lindsey vs Nebraska (4/2/1999)
	Daylan Holt vs UT Pan American (2/6/1999)
	John Curl at Texas (4/29/1995)
	Jim Neumann at Houston (4/29/1989)
	Scott Livingstone at TCU (5/3/1985)
	Fred Gegen at Texas Tech (4/5/1985)
	Rodney Hodde vs TCU (1980)
	Dave Elmendorf vs Texas Tech (1968)

TOTAL BASES

14	John Curl at Texas (4/29/1995)
	Mike Hickey vs Westmont (2/18/1991)

WALKS DRAWN

5	Dylan Rock at Texas (5/6/2022)
	Blake Kopetsky vs Texas-Pan American (3/11/2015)

PITCHES HIT BY

3	Jordan Thompson at Mississippi State (5/20/2023)
	Austin Bost at Rice (3/22/2022)
	Mitchell Nau vs UT Pan American (3/10/2015)

HIT FOR THE CYCLE (MOST RECENT)

Ryan Targac	vs Kentucky (4/9/2022)
Jack Moss	at Texas (3/29/2022)
Chris Andritsos	vs Cornell (2/23/2018)
Zach DeLoach	vs Stephen F. Austin (2/20/2018)
Tyler Naquin	vs Houston (3/6/2011)
Blake Stouffer	vs Ohio State (6/3/2007)
Blake Stouffer	vs Jacksonville State (2/23/2007)

INDIVIDUAL - PITCHING

NO-HITTERS

George A. Smith	vs Texas (1907)
Bruce Katt (7 inn)	vs St. Mary's (TX) (1972)
Bobby Wittkamp	vs TCU (1973)
Mark Thurmond	vs Texas Tech (1978)
Rick Luecken/Rock King	vs Delta State (1982)
Rick Luecken/Sherman Corbett	vs St. Mary's (TX) (1983)
Darryl Fry (7 inn)	vs Louisiana Tech (3/2/1987)
Fred Riscen (7 inn)	vs Rice (4/16/1988)
Matt Blank	vs UT Pan American (2/16/1996)
Ryan Rupe/Shane King/Chris Scarcella*	vs UT Pan American (2/6/1998)
Zach Jackson* (7 inn)	vs A&M-Corpus Christi (2/14/2004)
Ross Stripling	vs San Diego State (5/12/2012)
Kyle Simonds	vs Vanderbilt (5/7/2016)

* opening day

Team no-hitters - 13

Complete-game no-hitters - 10

9-inning complete-game no-hitters - 6

OPPONENT NO-HITTERS

John Dickerson	Northeast Louisiana (1982)
	(Texas A&M defeated NLU, 1-0)
Tim Deitz	Arkansas (4/2/1983)
Steve Parker	Arkansas (3/29/1986)

CONSECUTIVE SHUTOUT INNINGS

52.0	James "Hoot" Gibson (1976)
------	----------------------------

STRIKEOUTS IN A GAME

21	Jeff Granger vs Lubbock Christian (4/2/1993)
19	Bruce Katt vs SMU (1970)

TEAM

AT-BATS

61	vs UT Arlington (3/13/2018)
61	vs Davidson (6/9/2017)

RUNS

32	vs. SMU (1936)
----	----------------

HITS

30	at Texas Tech (4/6/1985)
----	--------------------------

RBI

27	vs Prairie View A&M (2/19/2020)
27	vs Westmont (2/18/1991)

DOUBLES

11	vs Kansas (5/10/2003)
----	-----------------------

TRIPLES

6	vs Delta State (1982)
---	-----------------------

HOME RUNS

7	at Kansas (4/25/1998)
	vs Baylor (1978)

TOTAL BASES

48	vs Cornell (2/23/2018)
48	at Texas Tech (4/6/1985)

STOLEN BASES

12	vs. Northwestern State (2006)
----	-------------------------------

BATTERS STRUCK OUT

23	vs Texas Tech (3/5/2023)
22	vs Army West Point (2/21/2020)

TIMES STRIKING OUT

26	vs TCU (3/4/2017)
----	-------------------

DOUBLE PLAYS TURNED

4	many times; last vs. Ole Miss (5/26/2018)
---	---

MISC. SINGLE-GAME RECORDS - PITCHING

RECENT COMPLETE-GAME SHUTOUTS

DATE	PITCHER	CLASS	OPPONENT	SCORE
3/4/01	Matt Farnum	Fr	Indiana State	4-0 (7)
3/24/01	Todd Deininger	So	at Kansas State	1-0
4/6/01	Matt Farnum	Fr	Kansas	8-0
2/15/02	Justin Moore	So	(20) Arizona	4-0
2/14/04	Zach Jackson*	Jr	A&M-Corpus Christi	15-0 (7)
4/10/04	Zach Jackson	Jr	Kansas	4-0
5/15/04	Zach Jackson	Jr	Kansas State	8-0
2/28/05	Kyle Marlatt	Sr	Evansville	3-0 (7)
5/9/09	Ross Hales	Fr	at (7) Texas	3-0
5/14/10	Barret Loux	Jr	at Oklahoma State	7-0
5/21/11	Ross Stripling	Jr	at (4) Texas	3-0
3/23/12	Michael Wacha	Jr	at Pepperdine	4-0
4/13/12	Michael Wacha	Jr	at Kansas	5-0
5/12/12	Ross Stripling*	Sr	San Diego State	1-0
5/7/16	Kyle Simonds*	Sr	(5) Vanderbilt	3-0
5/4/19	Asa Lacy	So	(7) Mississippi State	1-0 (7)
4/12/24	Ryan Prager	RSO	(6) Vanderbilt	15-0 (7)

* no hitter

YEARLY PITCHING LEADERS

APPEARANCES

YEAR	PITCHER	APPEARANCES
1951	Pat Hubert	16
1952	Bob Tankersley	18
1953	Gerald Nelson	12
1954	J. Hardgrove/G. Nelson	12
1955	Gerald Nelson	13
1956	William Newton	11
1957	William Newton/Don Hullum	12
1958	Don Hullum	14
1959	Percy Sanderson	15
1960	David Pitcock	15
1961	Robert Collins	19
1962	John Crain	12
1963	Chuck McGuire	13
1964	Steve Hillhouse	16
1965	Steve Hillhouse	12
1966	Steve Hillhouse	15
1967	Rocky Thompson	17
1968	Rocky Thompson/Richard Schwartz	11
1969	Charles Kelley	13
1970	Doug Rau/David Benesh	11
1971	Charles Kelley	22
1972	Steve Janda	13
1973	Charles Jenkins	11
1974	James Juhl	18
1975	David Lockett	20
1976	James Gibson	21
1977	Mark Ross	21
1978	Thurmond/Ross/Pokrus/Pieczynski	17
1979	Mark Ross/Mark Thurmond	16
1980	Perry Kilgo	19
1981	Perry Swanson	18
1982	Steve Davis	19
1983	Barry Smith	16
1984	Beje Mahoe	21
1985	Beje Mahoe	19
1986	Pat Werning	22
1987	Pat Werning	23
1988	Scott Centala	26
1989	Scott Centala	27
1990	Bo Siberez	19
1991	Jason Bullard	21
1992	James Nix	28
1993	Brian Parker	23
1994	Matt Sherwood/Brian Parker	18
1995	Brian Parker	22
1996	Jamie Smith	20
1997	Casey Fossum	23
1998	Eric French	25
1999	Chris Russ	28
2000	Chris Russ	20
2001	Chris Russ	30
2002	Matt Farnum	23
2003	Scott Beerer	27
2004	Jason Meyer	24
2005	Jordan Chambliss	22
2006	Hart Hering	32
2007	Kyle Thebeau	29
2008	Kyle Thebeau	33
2009	Nick Fleece	26
2010	John Stilson	33
2011	Nick Fleece	36
2012	Estevan Uriegas	39
2013	Jason Jester	33
2014	Andrew Vinson	32
2015	Andrew Vinson	35
2016	Mark Ecker	25
2017	Kaylor Chafin	33
2018	Nolan Hoffman	33
2019	Bryce Miller	33
2020	Will Johnston, Alex Magers, Bryce Miller	8
2021	Chandler Jozwiak	28
2022	Jacob Palisch	29
2023	Brandyn Garcia/Will Johnston	27
2024	Evan Aschenbeck	32

WINS

YEAR	PITCHER	WINS
1951	Pat Hubert	12
1952	Mel Work	4
1953	Gerald Nelson	5
1954	Joseph Hardcrove	6
1955	Joseph Hardgrove	7
1956	Peter Munday	4
1957	Peter Munday/William Newton	2
1958	William Newton	5
1959	Percy Sanderson	8
1960	R. Hickerson/D. Costlow/D. Pitcock/O. Jordan	1
1961	Robert Collins	5
1962	Ed Singley/Chuck McGuire	5
1963	Chuck McGuire	5
1964	Steve Hillhouse/C. McGuire	7
1965	Tommy Chiles	9
1966	Steve Hillhouse	6
1967	Bob Sanders/Rocky Thompson	6
1968	Rocky Thompson	5
1969	David Benesh	5
1970	Doug Rau	9
1971	Paul Czerwinski/Charles Kelley	7
1972	Charles Kelley	6
1973	Robert Falcon/Robert Wittcamp	5
1974	Clint Thomas/Jackie Binks	7
1975	James Gibson	9
1976	James Gibson	16
1977	Mark Ross	11
1978	Mark Thurmond	13
1979	Mark Ross/Mark Thurmond	10
1980	Robert Slavens	11
1981	David Flores	8
1982	David Flores	7
1983	Barry Smith/Phillip Taylor	5
1984	Tom Arrington	11
1985	Phillip Taylor	9
1986	Dale Barry/Darryl Fry	11
1987	Gary Geiger	12
1988	Sean Snedeker/Nick Felix	9
1989	Keith Langston	12
1990	Rich Robertson	10
1991	Jeff Granger	9
1992	James Nix	11
1993	Jeff Granger	15
1994	Ryan Rupe/Chris Clemons/Trey Moore	5
1995	Justin Atchley	9
1996	John Sneed	8
1997	Ryan Rupe	8
1998	Casey Fossum	12
1999	Chris Russ/Casey Fossum	12
2000	Todd Deininger	8
2001	Justin Moore	7
2002	Khalid Ballouli/Matt Farnum	6
2003	Logan Kensing/Matt Farnum	7
2004	Zach Jackson	10
2005	Jason Meyer	5
2006	K. Nicholson/C. Corgan/M. Ueckert	4
2007	David Newmann/Kyle Nicholson	11
2008	Travis Starling	8
2009	Brooks Raley	7
2010	Barret Loux	11
2011	Ross Stripling	14
2012	Ross Stripling	10
2013	Daniel Mengden	8
2014	Grayson Long/Corey Ray	6
2015	Matt Kent/Grayson Long	9
2016	Kyle Simonds	11
2017	Brigham Hill	8
2018	John Doxakis/Mitchell Kilkenny	8
2019	Asa Lacy	8
2020	Asa Lacy	3
2021	Dustin Saenz	6
2022	Micah Dallas	7
2023	Evan Aschenbeck	8
2024	Chris Cortez	10

YEARLY PITCHING LEADERS

INNINGS PITCHED

YEAR	PITCHER	INNINGS
1951	Pat Hubert	117.0
1952	Mel Work/Bob Tankersley	86.1
1953	Gerald Nelson	61.2
1954	Gerald Nelson	77.2
1955	Gerald Nelson	76.1
1956	William Newton	64.2
1957	Don Hullum	49.1
1958	Don Hullum	67.1
1959	Percy Sanderson	83.1
1960	Donald Costlow	52.2
1961	Robert Collins	62.1
1962	Chuck McGuire	62.2
1963	Chuck McGuire	82.0
1964	Chuck McGuire	84.1
1965	Steve Hillhouse	88.1
1966	Steve Hillhouse	73.0
1967	Rocky Thompson	82.2
1968	Richard Schwartz	56.1
1969	Doug Rau	68.1
1970	Doug Rau	73.0
1971	Paul Czerwinski	64.2
1972	Bruce Katt	66.0
1973	Robert Falcon	53.1
1974	Rocky Thompson	67.0
1975	James Gibson	96.0
1976	James Gibson	115.1
1977	Mark Ross	112.0
1978	Mark Ross	123.0
1979	Mark Ross	113.1
1980	Robert Slavens	95.2
1981	David Flores	71.1
1982	David Flores	78.0
1983	Rick Leucken	74.0
1984	Tom Arrington	102.0
1985	Phillip Taylor	81.0
1986	Dale Barry	115.0
1987	Gary Geiger	115.1
1988	Randy Prior	99.1
1989	Pat Sweet	116.0
1990	Ronnie Allen	99.2
1991	Ronnie Allen	104.1
1992	Jeff Granger	121.2
1993	Jeff Granger	127.0
1994	Trey Moore	79.2
1995	Justin Atchley	113.2
1996	Shane King	89.0
1997	Matt Blank	106.1
1998	Casey Fossum	122.2
1999	Casey Fossum	133.2
2000	Khalid Ballouli	91.0
2001	Justin Moore	77.0
2002	Justin Moore	93.0
2003	Logan Kensing	89.1
2004	Zach Jackson	120.2
2005	Jason Meyer	77.0
2006	Kyle Nicholson	78.2
2007	Kyle Nicholson	124.0
2008	Brooks Raley	92.2
2009	Brooks Raley	93.1
2010	Michael Wacha	105.2
2011	Michael Wacha	129.2
2012	Ross Stripling	125.2
2013	Daniel Mengden	110.2
2014	Daniel Mengden	103.2
2015	Matt Kent	98.0
2016	Kyle Simonds	100.0
2017	Brigham Hill	100.0
2018	Mitchell Kilkenny	97.0
2019	John Doxakis	104.2
2020	Asa Lacy	24.0
2021	Dustin Saenz	84.1
2022	Nathan Dettmer	92.0
2023	Nathan Dettmer	72.2
2024	Ryan Prager	97.2

STRIKEOUTS

YEAR	PITCHER	STRIKEOUTS
1951	Pat Hubert	90
1952	Mel Work	43
1953	Mel Work	46
1954	Joseph Hardgrove	61
1955	Gerald Nelson	63
1956	William Newton	76
1957	William Newton	51
1958	William Newton	67
1959	Percy Sanderson	54
1960	David Pitcock	30
1961	Robert Collins	61
1962	Edwin Singley	36
1963	Chuck McGuire	50
1964	Chuck McGuire	67
1965	Steve Hillhouse	58
1966	Ken Perrin	48
1967	Bob Sanders	43
1968	Doug Rau	66
1969	Doug Rau	80
1970	Doug Rau	82
1971	Bruce Katt	60
1972	Charles Kelley	53
1973	Robert Falcon	87
1974	Clint Thomas	57
1975	Clint Thomas	66
1976	Clint Thomas	109
1977	Mark Thurmond	76
1978	Mark Thurmond	95
1979	Mark Thurmond	87
1980	Rick Leucken	56
1981	Rick Leucken	50
1982	Rick Leucken	63
1983	Rick Leucken	61
1984	Tom Arrington	79
1985	Kelly Keahey	45
1986	Dale Barry	87
1987	Darryl Fry	79
1988	Nick Felix	107
1989	Scott Centala	73
1990	Rich Robertson	106
1991	Jeff Granger	121
1992	Jeff Granger	130
1993	Jeff Granger	150
1994	Trey Moore	71
1995	Justin Atchley	79
1996	Matt Blank	56
1997	Casey Fossum	113
1998	Casey Fossum	129
1999	Casey Fossum	162
2000	Todd Deininger	82
2001	Todd Deininger	76
2002	Ryan Warpinski	65
2003	Kyle Parcus	69
2004	Zach Jackson	127
2005	Robert Ray	59
2006	Chance Corgan	66
2007	David Newmann	102
2008	Barret Loux	81
2009	Alex Wilson	120
2010	Barret Loux	136
2011	Michael Wacha	123
2012	Ross Stripling	120
2013	Daniel Mengden	94
2014	Daniel Mengden	95
2015	Grayson Long	106
2016	Brigham Hill	99
2017	Brigham Hill	111
2018	John Doxakis/Mitchell Kilkenny	92
2019	Asa Lacy	130
2020	Asa Lacy	46
2021	Dustin Saenz	104
2022	Micah Dallas	86
2023	Evan Aschenbeck	75
2024	Ryan Prager	124

YEARLY PITCHING LEADERS

COMPLETE GAMES

YEAR	PITCHER	CG
1951	not available	
1952	Mel Work/Bob Tankersley	2
1953	Gerald Nelson	4
1954	Joseph Hardgrove	6
1955	Joseph Hardgrove	7
1956	Peter Munday	6
1957	Peter Munday	3
1958	Don Hullum	4
1959	Percy Sanderson	4
1960	Olen Jordan	1
1961	Rip Collins/Alexander Warren	1
1962	Chuck McGuire	2
1963	Chuck McGuire	2
1964	Steve Hillhouse/Chuck McGuire	4
1965	Steve Hillhouse	5
1966	Steve Hillhouse/Tommy Chiles	2
1967	Rocky Thompson	3
1968	D. Rau/R. Schwartz/D. Benesh	2
1969	Doug Rau	5
1970	Doug Rau	7
1971	Bruce Katt	2
1972	Charles Kelley	6
1973	Robert Falcon	4
1974	Jackie Binks	5
1975	James Gibson	9
1976	James Gibson	10
1977	Mark Ross	8
1978	Mark Thurmond	9
1979	Mark Ross/Mark Thurmond	9
1980	Rick Leucken	8
1981	Rick Leucken	4
1982	Rick Leucken	4
1983	Richard Slavens/Rick Leucken	2
1984	Tom Arrington	5
1985	Philip Taylor	5
1986	Dale Barry	9
1987	Gary Geiger	6
1988	Sean Snedeker	6
1989	Pat Sweet	6
1990	Ronnie Allen	8
1991	Ronnie Allen	7
1992	Brian Harrison	5
1993	Jeff Granger	8
1994	Chris Clemons	4
1995	Justin Atchley	7
1996	Shane King	5
1997	Matt Blank	7
1998	Ryan Rupe	7
1999	Casey Fossum	8
2000	Khalid Ballouli/Todd Deininger	3
2001	J. Moore/M. Farnum/T. Deininger	2
2002	Justin Moore/Kyle Parcus	3
2003	Logan Kensing	3
2004	Zach Jackson	6
2005	Robert Ray/Kyle Marlatt	1
2006	Jason Meyer	1
2007	Kyle Nicholson	3
2008	Clayton Ehlert/Brooks Raley	1
2009	Brooks Raley/Ross Hales	1
2010	Clayton Ehlert	2
2011	Ross Stripling	4
2012	Ross Stripling	5
2013	Daniel Mengden	2
2014	Daniel Mengden/Tyler Stubblefield	1
2015	Matt Kent	1
2016	Kyle Simonds	2
2017	none	
2018	Mitchell Kilkenny	1
2019	Asa Lacy	2
2020	none	
2021	none	
2022	none	
2023	none	
2024	Ryan Prager	1

EARNED RUN AVERAGE

(minimum 50 IP/1 IP per team game)


YEAR	PITCHER	ERA
1952	Bob Tankersley	4.52
1953	Louis Little	2.22
1954	Gerald Nelson	3.24
1955	Peter Munday	1.24
1956	William Newton	3.07
1957	Don Hullum	2.00
1958	Wayne Schaper	1.88
1959	Percy Sanderson	2.37
1960	Richard Hickerson	2.84
1961	Robert Collins	4.76
1962	John Crain	1.88
1963	Ed Singley	1.56
1964	Steve Hillhouse	1.68
1965	Tommy Chiles	2.60
1966	Ken Perrin	1.43
1967	Walter Varvel	1.43
1968	Rocky Thompson	1.58
1969	David Benesh	2.01
1970	Doug Rau	0.86
1971	Paul Czerwinski	1.25
1972	Bruce Katt	1.50
1973	Robert Falcon	2.19
1974	Clint Thomas	2.96
1975	Kirk Campbell	2.36
1976	James Gibson	1.09
1977	Mark Thurmond	1.90
1978	Mark Thurmond	2.12
1979	Mark Ross	2.22
1980	Rick Luecken	2.70
1981	Rick Leucken	2.86
1982	Rick Leucken	2.65
1983	Barry Smith	5.34
1984	Kelly Keahey	2.30
1985	Tom Arrington	2.74
1986	Dale Barry	2.03
1987	Gary Geiger	3.59
1988	Randy Prior	3.08
1989	Scott Centala	2.74
1990	Rich Robertson	1.77
1991	Jason Bullard	3.05
1992	Brian Harrison	2.54
1993	Jeff Granger	2.62
1994	Ryan Rupe	3.27
1995	Dean Mitchell	4.33
1996	Shane King	4.45
1997	Ryan Rupe	4.28
1998	Ryan Rupe	2.87
1999	Chris Russ	3.27
2000	Khalid Ballouli	4.25
2001	Justin Moore	3.39
2002	Justin Moore	3.48
2003	Logan Kensing	3.83
2004	Jason Meyer	2.89
2005	Jason Meyer	3.04
2006	Austin Creps	2.20
2007	Kyle Nicholson	2.25
2008	Kyle Thebeau	2.12
2009	Brooks Raley	3.76
2010	John Stilson	0.80
2011	John Stilson	1.68
2012	Michael Wacha	2.06
2013	Parker Ray	1.73
2014	Grayson Long	3.12
2015	Andrew Vinson	2.12
2016	Andrew Vinson	2.32
2017	Kaylor Chafin	2.33
2018	John Doxakis	2.70
2019	John Doxakis	2.06
2020	Asa Lacy	0.75
2021	Chandler Jozwiak	3.48
2022	Jacob Palisch	2.39
2023	Evan Aschenbeck	3.46
2024	Evan Aschenbeck	1.78

YEARLY PITCHING LEADERS


SAVES

(did not become an official stat until 1970)

YEAR	PITCHER	SAVES
1970	Charles Kelley	4
1971	Pat Jamison	10
1972	Mike Reaves	3
1973	James Juhl/Charles Jenkins	3
1974	James Juhl	3
1975	not available	
1976	Clint Thomas	3
1977	John Pockrus	4
1978	John Pockrus	5
1979	Randy McDonald	2
1980	Bobby Taylor/Perry Kilgo	3
1981	Perry Swanson	6
1982	Rock King	3
1983	Sherman Corbett	2
1984	Rock King/Beje Mahjoe	4
1985	Beje Mahoe	4
1986	Barry Smith	2
1987	Russ Greene/Scott Centala/Pat Wernig	2
1988	Scott Centala	11
1989	Scott Centala	10
1990	Bo Siberez	3
1991	Steve Hughes/Jason Bullard/Trey Witte	3
1992	James Nix	6
1993	Brian Parker	5
1994	Brian Parker	4
1995	Brian Parker	4
1996	Jamie Smith	3
1997	Casey Fossum	5
1998	Eric French	6
1999	Chris Russ	3
2000	Chris Russ	3
2001	Chris Russ	9
2002	Matt Farnum	3
2003	Scott Beerer	13
2004	Blake Rampy	4
2005	Kevin Whelan	4
2006	Hart Hering/Jordan Chambless	3
2007	Kyle Thebeau	6
2008	Travis Starling	9
2009	Nick Fleece	5
2010	John Stilson	10
2011	Joaquin Hinojosa	8
2012	Kyle Martin	7
2013	Jason Jester	14
2014	Jason Jester	3
2015	Mark Ecker	8
2016	Mark Ecker	8
2017	Mitchell Kilkeny	7
2018	Nolan Hoffman	14
2019	Kasey Kalich	12
2020	Bryce Miller	3
2021	Chandler Jozwiak	8
2022	Jacob Palisch	5
2023	Will Johnston	4
2024	Evan Aschenbeck	10



In his lone season wearing the Maroon & White, **SCOTT BEERER** made an impression as a two-way player. Along the way Beerer earned All-America accolades and racked up a then single-season school record 13 saves on the mound during the 2003 campaign.



With 14 in 2013, **JASON JESTER** set the single-season school record for saves.

YEAR-BY-YEAR TEAM PITCHING STATS

Year	Record	ERA	CG	SHO/CBO	SV	IP	H	R	ER	BB	SO	2B	3B	HR	AB	B/Avg	WP	HBP	BK	SFA	SHA
1952	10-19-1	6.58	5	0/0		261.1	282	245	191	206	129	--	--	--	--	---	--	--	--	--	--
1953	10-15	3.15	10	1/--		222.2	197	196	78	112	163	21	9	7	851	.231	8	4	--	--	--
1954	11-13	3.13	11	1/--		210.0	184	113	73	116	140	22	10	8	790	.233	13	13	--	--	--
1955	20-7	3.15	14	2/--		220.0	184	101	77	113	145	31	14	11	822	.224	7	15	0	--	--
1956	10-13	4.28	10	1/--		202.0	182	128	96	132	171	35	7	12	765	.238	15	10	2	--	--
1957	5-15	2.88	4	0/0		172.0	139	84	55	98	133	23	1	9	639	.218	6	8	1	--	--
1958	11-11	3.98	6	3/--		194.2	163	121	86	139	167	33	5	11	734	.222	10	12	--	--	--
1959	18-9	3.04	7	0/0		231.0	191	112	78	105	141	--	--	17	--	---	11	12	2	--	--
1960	5-17-1	4.71	1	0/0		204.1	221	160	107	138	115	44	4	13	817	.273	21	16	1	--	--
1961	14-10-1	6.00	2	1/--		217.2	216	181	145	157	161	36	6	27	859	.245	7	14	3	--	--
1962	18-7	2.38	3	4/--		222.2	158	78	59	119	148	35	3	7	755	.209	7	5	1	--	--
1963	15-10-1	2.58	3	1/--		229.2	178	95	67	117	211	27	3	10	864	.209	10	5	1	--	--
1964	19-8-1	2.27	8	2/--		242.1	207	103	61	121	161	27	5	9	915	.226	5	1	0	--	--
1965	16-7	3.13	9	1/--		204.1	183	86	71	79	145	28	5	6	766	.239	7	3	3	--	--
1966	20-8-2	2.44	6	6/--		269.0	210	103	73	100	195	26	1	16	1012	.208	15	10	3	--	--
1967	17-11-1	3.21	4	1/--		255.0	218	116	91	116	136	25	3	24	958	.228	13	5	1	--	--
1968	21-7	2.52	7	7/--		232.2	190	93	65	102	200	33	5	11	899	.211	6	4	1	--	--
1969	15-11	2.99	9	4/--		219.2	191	107	73	119	182	18	8	4	815	.234	18	7	1	--	--
1970	25-9	2.11	12	8/--	13	273.2	200	91	64	102	228	19	7	7	1008	.186	5	7	0	--	--
1971	31-9	2.77	3	4/--	19	321.2	283	140	99	135	265	40	10	8	1210	.235	10	11	0	--	--
1972	27-13	2.70	15	9/--	9	316.1	239	130	95	170	254	32	9	4	1144	.209	26	11	1	--	--
1973	19-9	3.19	6	3/--	10	217.1	164	92	77	139	217	25	1	6	779	.211	12	13	4	--	--
1974	31-13	3.98	15	3/--	3	334.1	329	191	148	167	240	37	5	10	1287	.256	18	27	3	--	--
1975	32-15-1	3.17	22	5/--	--	374.0	340	178	132	205	246	54	7	19	1413	.241	24	25	3	--	--
1976	40-13	3.07	23	10/--	9	421.2	331	167	144	173	323	51	7	23	1543	.215	27	10	2	--	--
1977	37-16	3.06	22	9/--	11	405.1	350	192	138	188	296	44	10	19	1516	.231	21	14	1	--	--
1978	39-16	3.14	21	7/--	7	442.0	382	177	154	189	291	48	8	33	1628	.235	14	17	2	--	--
1979	30-20	2.83	23	8/--	5	398.0	358	158	125	133	248	59	7	11	1511	.237	19	11	2	--	--
1980	38-14	3.50	19	8/--	7	404.1	374	202	157	199	212	53	8	24	1509	.248	13	13	0	--	--
1981	35-16-1	4.39	10	2/1	8	391.2	386	233	191	216	238	53	12	41	1492	.259	16	19	0	--	--
1982	33-19-1	5.02	13	8/3	7	400.0	389	272	223	223	257	44	13	37	1545	.252	14	21	5	--	--
1983	24-21	5.92	6	3/2	5	352.2	410	279	232	188	247	75	5	33	1399	.293	22	10	2	16	28
1984	41-21	4.03	13	7/2	13	494.0	470	270	221	235	364	82	13	28	1884	.249	44	16	3	10	21
1985	39-16	4.74	15	8/2	6	431.0	458	284	227	235	261	78	10	41	1674	.274	39	27	3	11	15
1986	45-23	4.21	20	5/1	4	561.2	554	302	263	258	368	110	14	45	2129	.261	38	28	5	20	16
1987	44-22-1	4.43	18	3/1	9	552.2	562	345	272	280	378	93	15	61	2135	.263	56	16	1	15	16
1988	52-15	3.50	15	6/2	20	558.1	482	256	217	239	508	103	11	54	2067	.233	24	18	5	13	22
1989	58-7	3.69	13	5/3	16	542.0	505	265	222	259	433	95	15	41	2069	.244	24	18	1	8	12
1990	43-17	2.80	21	12/2	10	485.2	383	187	151	205	432	70	9	25	1770	.216	18	23	1	8	21
1991	44-23	3.79	15	8/--	13	556.0	474	284	234	280	536	71	7	35	2041	.232	54	36	9	19	31
1992	41-20	3.17	9	7/--	9	511.2	446	228	180	193	404	60	12	18	1896	.235	49	24	2	17	33
1993	53-11	3.40	15	5/--	9	542.2	456	258	205	252	531	82	9	28	2004	.228	59	33	10	16	28
1994	31-22	4.24	7	7/--	7	435.0	420	257	205	232	351	70	12	32	1675	.251	32	25	1	12	22
1995	44-22-1	5.07	14	4/--	8	572.0	607	376	322	242	406	103	11	58	2233	.272	68	39	4	15	32
1996	37-21	5.76	8	2/0	9	481.2	564	362	308	223	343	101	20	54	2221	.294	38	42	6	13	21
1997	39-22	4.56	12	2/2	9	525.1	577	346	266	213	483	110	9	64	2359	.282	41	49	11	26	23
1998	46-20	4.27	16	6/4	11	575.1	570	329	273	180	522	114	9	71	2499	.258	53	61	9	17	26
1999	52-18	4.30	14	5/1	6	612.2	651	359	293	218	536	97	10	67	2720	.271	31	53	7	22	23
2000	23-35	4.81	9	1/0	6	485.0	544	321	259	212	420	73	10	42	1915	.284	34	46	4	13	35
2001	33-27	4.20	6	3/0	9	522.1	533	294	244	166	447	68	10	32	2019	.264	41	49	3	15	30
2002	35-24	4.04	7	2/1	8	508.1	510	281	228	176	425	77	9	35	1946	.262	50	64	8	19	28
2003	45-19	4.05	4	2/2	20	555.2	595	302	250	187	471	83	13	35	2170	.274	43	57	10	15	35
2004	42-22	4.07	8	5/1	12	562.1	550	293	254	212	495	87	8	29	2137	.257	32	77	5	23	29
2005	30-25-1	3.66	2	2/1	12	486.2	437	228	198	203	392	67	11	31	1786	.245	39	53	2	11	33
2006	25-30-1	3.56	1	4/4	10	500.2	474	241	198	169	398	85	11	28	1875	.253	34	55	7	15	45
2007	48-19	3.84	5	3/3	17	602.0	573	317	257	237	504	95	14	40	2265	.253	43	77	10	22	42
2008	46-19	4.02	2	2/2	13	586.1	579	333	262	210	503	119	10	41	2255	.257	52	69	9	19	40
2009	37-24	4.49	2	3/2	13	539.2	546	315	269	172	568	130	17	42	2091	.261	45	45	8	11	43
2010	43-21-1	3.70	9	3/2	12	591.0	567	301	243	197	612	116	13	51	2290	.248	47	38	6	7	29
2011	47-22	2.90	7	8/7	17	626.2	564	252	202	175	520	101	5	27	2318	.243	45	51	4	16	55
2012	43-18	2.92	8	7/4	10	554.1	490	216	180	140	469	74	2	25	2064	.237	35	30	4	13	50
2013	34-29	3.43	2	3/3	14	548.2	523	247	209	173	406	83	6	27	2048	.255	33	60	12	16	52
2014	36-26	3.67	2	5/5	9	554.0	555	253	226	190	463	78	11	18	2104	.264	45	47	7	23	60
2015	50-14	3.04	1	5/5	22	582.1	559	241	197	194	574	79	14	26	2202	.254	35	46	5	18	41
2016	49-16	3.05	3	9/8	19	581.0	504	233	197	200	594	69	8	32	2174	.232	57	44	2	16	23
2017	41-23	3.48	0	3/3	16	587.0	524	269	227	213	574	97	7	41	2189	.239	49	50	3	15	43
2018	40-22	3.38	1	3/3	18	560.0	511	257	210	198	523	94	7	39	2099	.243	32	66	6	16	30
2019	39-23-1	3.21	2	6/5	16	555.1	468	234	198	202	673	92	5	45	2066	.227	48	52	6	13	22
2020	15-3	2.94	0	2/2	4	156.0	134	66	51	59	217	22	2	10	595	.225	11	16	1	3	8
2021	29-27	4.55	0	6/6	10	498.1	496	296	252	220	569	68	2	56	1922	.258	41	69	1	15	24
2022	44-20	4.67	0	2/2	16	566.0	582	345	294	220	588										

YEARLY HITTING LEADERS

AT-BATS

YEAR	PLAYER	AT BATS
1951	Guy Wallace	126
1952	Joe Ecrete	120
1953	Robert Farmer	87
1954	James Williams	78
1955	Joe Schero	99
1956	Joseph Boring	85
1957	James Smotherman	84
1958	James Smotherman	82
1959	Ralph Plumlee	101
1960	Early C. Davis	86
1961	James Hall	112
1962	James Hall	91
1963	Jerry Ballard	104
1964	Jerry Ballard	117
1965	M. McClure/M. Arrington/B. Crain	79
1966	Lou Camilli	125
1967	Mike Arrington	114
1968	Robert Long	103
1969	Dave Elmendorf	99
1970	Dave Elmendorf	127
1971	Butch Ghutzman	153
1972	Butch Ghutzman	146
1973	Paul Miller	100
1974	James Bratzen	157
1975	Mike Frazier	170
1976	Robert Bonner	191
1977	Robert Bonner	208
1978	Robert Bonner	213
1979	Bryan Little	188
1980	James Glenn	180
1981	Rodney Hodde	165
1982	Dave Kennard	173
1983	Buddy Haney	164
1984	Mike Scanlin	220
1985	Mike Scanlin	199
1986	Scott Livingstone	245
1987	Ever Magallanes	272
1988	Chuck Knoblauch	255
1989	Kirk Thompson	250
1990	Travis Williams	198
1991	Sittichoke Huckuntod	241
1992	Jason Marshall	225
1993	Billy Harlan	263
1994	Billy Harlan	185
1995	Chad Alexander	274
1996	Jason Tyner	246
1997	Jason Tyner	270
1998	Jason Tyner	278
1999	Daylan Holt	287
2000	Daylan Holt	218
2001	Ty Garner	195
2002	Neal Stephenson	228
2003	Cory Patton	257
2004	Austin Boggs	260
2005	Parker Dalton	224
2006	Austin Boggs	188
2007	Brandon Hicks	278
2008	José Duran	277
2009	Luke Anders	238
2010	Brodie Greene	266
2011	Tyler Naquin	273
2012	Tyler Naquin	242
2013	Mikey Reynolds	225
2014	Cole Lankford	251
2015	Blake Allemmand	245
2016	J.B. Moss	261
2017	Braden Shewmake	274
2018	Michael Helman	249
2019	Braden Shewmake	249
2020	Bryce Blaum	65
2021	Will Frizzell	204
2022	Jack Moss	271
2023	Jack Moss	262
2024	Gavin Grahovac	285

HITS

YEAR	PLAYER	HITS
1951	Guy Wallace	42
1952	Joe Ecrete	34
1953	Robert Farmer	23
1954	John Stockton/James Williams	20
1955	Joe Schero	31
1956	Joseph Boring	29
1957	James Smotherman	24
1958	Gary Herrington	29
1959	Ralph Plumlee	28
1960	Byron Barber	24
1961	James Hall	40
1962	Frank Stark/David Johnson	62
1963	Jerry Ballard	32
1964	Jerry Ballard	30
1965	Mike McClure	35
1966	Lou Camilli	42
1967	Mike Arrington	33
1968	Dave Elmendorf	33
1969	Robert Long	39
1970	Dave Elmendorf	36
1971	R. J. Englert	55
1972	R. J. Englert	60
1973	Paul Miller	30
1974	Paul Miller	56
1975	Kirk Campbell	56
1976	Robert Bonner	64
1977	Robert Bonner	61
1978	Robert Bonner	73
1979	Bryan Little	55
1980	James Glenn	65
1981	Rodney Hodde	60
1982	Dave Kennard	59
1983	Bobby Beach	55
1984	Rob Swain	76
1985	Fred Gegen/Mike Scanlin	67
1986	Jeff Schow/Mike Scanlin	79
1987	John Byington	96
1988	Chuck Knoblauch	93
1989	Kirk Thompson	94
1990	Travis Williams	54
1991	Mike Hickey	77
1992	Jason Marshall	66
1993	Brian Thomas	79
1994	Robert Harris	58
1995	Chad Alexander	106
1996	Jason Tyner	100
1997	Jason Tyner	100
1998	Jason Tyner	107
1999	Daylan Holt	98
2000	Daylan Holt	67
2001	Ty Garner	61
2002	Neal Stephenson	66
2003	Cory Patton	85
2004	Cliff Pennington	87
2005	Cliff Pennington	77
2006	Jose Salazar	56
2007	Blake Stouffer	102
2008	José Duran	103
2009	Brodie Greene	76
2010	Brodie Greene	105
2011	Tyler Naquin	104
2012	Tyler Naquin	92
2013	Mikey Reynolds	77
2014	Cole Lankford	80
2015	Mitchell Nau	88
2016	Boomer White	100
2017	Braden Shewmake	90
2018	Michael Helman	92
2019	Braden Shewmake	78
2020	Zach DeLoach	24
2021	Will Frizzell	70
2022	Jack Moss	103
2023	Jack Moss	93
2024	Hayden Schott	88

YEARLY HITTING LEADERS

BATTING AVERAGE

YEAR	PLAYER (MINIMUM 2.5 AB/GAME)	AVG. (AB)
1951	Guy Wallace	.333 (126)
1952	Hank Candelari	.329 (76)
1953	Robert Farmer	.264 (87)
1954	John Stockton	.278 (72)
1955	Fred Ablon	.326 (92)
1956	Joseph Boring	.341 (85)
1957	James Smotherman	.286 (84)
1958	Gary Herrington	.367 (79)
1959	Early C. Davis	.333 (81)
1960	Felix Burton	.296 (71)
1961	Terry Cobb	.388 (85)
1962	Frank Stark	.338 (74)
1963	William Grochett	.321 (78)
1964	Lance Cobb	.351 (77)
1965	Mike McClure	.443 (79)
1966	Lou Camilli	.336 (125)
1967	Joe Staples	.320 (97)
1968	Dave Elmendorf	.324 (102)
1969	Robert Long	.402 (97)
1970	R.J. Englert	.400 (85)
1971	Dave Elmendorf	.402 (92)
1972	R.J. Englert	.420 (143)
1973	Mike Schraeder	.306 (85)
1974	Jim Hacker	.406 (133)
1975	Kirk Campbell	.341 (164)
1976	William Raymer	.349 (175)
1977	Mike Hurdle	.349 (172)
1978	Robert Bonner	.343 (213)
1979	Rodney Hodde	.304 (125)
1980	James Glenn	.361 (180)
1981	Rodney Hodde	.364 (165)
1982	Joe Szekely	.356 (163)
1983	Bobby Beach	.433 (127)
1984	Rob Swain	.360 (211)
1985	Fred Gegen	.360 (186)
1986	Jeff Schow	.331 (239)
1987	Scott Livingstone	.403 (206)
1988	Chuck Knoblauch	.365 (255)
1989	John Byington	.442 (199)
1990	David Rolan	.297 (172)
1991	Conrad Colby	.359 (209)
1992	Robert Harris	.314 (153)
1993	Brian Thomas	.383 (206)
1994	Robert Harris	.337 (172)
1995	John Curl	.415 (212)
1996	Jason Tyner	.407 (246)
1997	Jason Tyner	.370 (270)
1998	Jason Tyner	.385 (278)
1999	Shawn Schumacher	.374 (243)
2000	Jeff Freeman	.345 (145)
2001	Ty Garner	.313 (195)
2002	Justin Pouk	.335 (158)
2003	Erik Schindewolf	.351 (231)
2004	Cliff Pennington	.339 (257)
2005	Cliff Pennington	.363 (212)
2006	Jose Salazar	.308 (182)
2007	Blake Stouffer	.398 (256)
2008	José Duran	.372 (277)
2009	Caleb Shofner	.348 (198)
2010	Brodie Greene	.395 (266)
2011	Tyler Naquin	.381 (273)
2012	Tyler Naquin	.380 (242)
2013	Cole Lankford	.352 (216)
2014	Nick Banks	.327 (199)
2015	Mitchell Nau	.370 (238)
2016	Boomer White	.386 (259)
2017	Braden Shewmake	.328 (274)
2018	Michael Helman	.369 (249)
2019	Braden Shewmake	.313 (249)
2020	Zach DeLoach	.421 (57)
2021	Will Frizzell	.343 (204)
2022	Jack Moss	.380 (271)
2023	Jack Moss	.355 (262)
2024	Hayden Schott	.335 (263)

RUNS SCORED

YEAR	PLAYER	RUNS
1951	Guy Wallace	40
1952	Yale Larry	22
1953	D. Heft/D. Ellis	9
1954	James Williams	12
1955	Fred Ablon/Joe Schero/Joseph Boring	18
1956	Joseph Boring	21
1957	James Smotherman	9
1958	Gary Herrington	14
1959	Ralph Plumlee	24
1960	Byron Barber	20
1961	Byron Barber	31
1962	Frank Stark	20
1963	James Hall/William Hancock	18
1964	Bill Grochett	26
1965	Lance Cobb	22
1966	Lou Camilli	31
1967	Mike Arrington	23
1968	Robert Arnold	21
1969	Robert Long	19
1970	Butch Ghutzman	30
1971	R.J. Englert	36
1972	R.J. Englert	29
1973	Paul Miller	22
1974	Paul Miller	50
1975	Mike Frazier	40
1976	Robert Bonner	41
1977	Robert Bonner	41
1978	Robert Bonner	44
1979	Shelton McMath	38
1980	James Glenn	51
1981	J.P. Bramhall	44
1982	Dave Kennard	48
1983	Tim Cartwright	38
1984	Rob Swain	52
1985	Fred Gegen	56
1986	Jeff Schow	65
1987	Scott Livingstone	72
1988	Chuck Knoblauch	73
1989	Kirk Thompson	90
1990	Brian Thomas	35
1991	Mike Hickey	59
1992	Jason Marshall	35
1993	Brian Thomas	68
1994	Robert Harris	38
1995	Chad Alexander	79
1996	Jason Tyner	74
1997	Jason Tyner	57
1998	Jason Tyner	71
1999	Steven Truitt	80
2000	Daylan Holt	36
2001	Ty Garner	39
2002	Neal Stephenson	45
2003	Erik Schindewolf	66
2004	Erik Schindewolf	69
2005	Cliff Pennington	44
2006	Blake Stouffer	37
2007	Brandon Hicks	75
2008	Dane Carter/Kyle Colligan	67
2009	Kyle Colligan	63
2010	Brodie Greene	74
2011	Tyler Naquin	68
2012	Tyler Naquin	56
2013	Mikey Reynolds	43
2014	Blake Allemand	38
2015	Blake Allemand	60
2016	J.B. Moss	67
2017	Nick Choruby	55
2018	Michael Helman	61
2019	Bryce Blaum	53
2020	Zach DeLoach	25
2021	Will Frizzell	46
2022	Dylan Rock	67
2023	Hunter Haas	61
2024	Jace LaViolette	87

YEARLY HITTING LEADERS

DOUBLES

YEAR	PLAYER	DOUBLES
1951	Yale Lary	9
1952	Joe Ecrette	4
1953	Robert Farmer	7
1954	John Stockton/Hugh Byrd	4
1955	Joe Schero	7
1956	J. Boring/P. Newport/J. Stockton	5
1957	John Reed	6
1958	Gary Herrington	10
1959	Early Davis	9
1960	Byron Barber/William Houchin	5
1961	Terry Cobb	8
1962	David Johnson	7
1963	Robert McAdams	7
1964	Lance Cobb	8
1965	Billy Crain	7
1966	Lou Camilli	10
1967	J. Staples/P. Maida/P. Rozypal	7
1968	Terry Dailey/James Staples	6
1969	Robert Long	8
1970	Dave Elmendorf	7
1971	Carroll Lilly	10
1972	Jim Hacker	11
1973	Jim Hacker	7
1974	Paul Miller	14
1975	Kyle Hawthorne	11
1976	Robert Verde/Winston Whiddon	11
1977	Robert Bonner	6
1978	Robert Bonner	15
1979	Rodney Hodde	14
1980	James Glenn/Mike Hurdle	11
1981	Rodney Hodde	17
1982	J. Szekeley/B. Cannon/B. Haney	10
1983	Buddy Haney	12
1984	Buddy Haney	17
1985	Scott Livingstone	21
1986	Mike Scanlin	18
1987	John Byington	22
1988	Scott Livingstone/John Byington	21
1989	John Byington	20
1990	David Rollen/Trey Witte	14
1991	Conrad Colby	17
1992	Eric Gonzalez	14
1993	Brian Thomas	16
1994	Billy Harlan/John Curl	10
1995	Chad Allen	22
1996	Chad Allen/Johnny Hunter	11
1997	Jason Stephens	20
1998	Daylan Holt/Steven Truitt	22
1999	Sean Heaney	27
2000	Daylan Holt	11
2001	Ty Garner	11
2002	Neal Stephenson	11
2003	Scott Beerer/Justin Ruggiano	17
2004	Cory Patton	18
2005	Cliff Pennington	13
2006	Austin Boggs	15
2007	Blake Stouffer	23
2008	Kyle Colligan	19
2009	Brooks Raley	19
2010	Brodie Greene	18
2011	Tyler Naquin	23
2012	Tyler Naquin	18
2013	Cole Lankford	18
2014	Logan Taylor	14
2015	Mitchell Nau	17
2016	Boomer White	19
2017	Braden Shewmake	18
2018	Michael Helman	17
2019	Braden Shewmake	14
2020	Bryce Blaum	8
2021	Will Frizzell	13
2022	Dylan Rock	19
2023	Austin Bost/Jack Moss	15
2024	Jackson Appel/Gavin Grahovac/Jace LaViolette	16

TRIPLES

YEAR	PLAYER	TRIPLES
1951	Joe Ecrette	4
1952	Yale Lary	1
1953	Robert Farmer/Hugh Byrd	1
1954	Joe Schero/Fred Ablon/Hugh Byrd/Donald Ellis	1
1955	John Stockton	2
1956	J. Boring/J. Stockton/R. Bleckner/C. Stinson	1
1957	James Smotherman	2
1958	Gary Herrington/Lloyd Stone	2
1959	Richard Hickerson	3
1960	W. Houchin/C. Wortham/J. Carroll	1
1961	Richard Hickerson	4
1962	James Hall	2
1963	W. Hancock/W. Puckett/G. Hargett	2
1964	George Hargett	3
1965	M. McClure/L. Cobb/B. Crain/C. Malitz	2
1966	Alan Koonce	1
1967	Bob Long	3
1968	Pete Maida/Bob Long/Boyd Hadaway	2
1969	Bob Long	3
1970	William Hodge/Dave Elmendorf/Chris Sans	2
1971	D. Elmendorf/W. Hodge/B. Ghutzman	4
1972	Jim Hacker	5
1973	Mike Schrader	2
1974	Paul Miller	4
1975	Kirk Campbell/William Raymer	3
1976	Mark Thurmond	4
1977	Robert Bonner	5
1978	Robert Verde	4
1979	Shelton McMath/Mike Hurdle	5
1980	James Glenn/Harry Francis/Mike Hurdle	4
1981	Joe Szekeley	7
1982	Joe Szekeley	7
1983	Billy Cannon	6
1984	Mike Scanlin	4
1985	Mike Scanlin	5
1986	Robi Chandler	4
1987	Scott Livingstone	5
1988	Chuck Knoblauch	5
1989	John Byington/Kirk Thompson	5
1990	Trey Witte	2
1991	Mike Hickey	6
1992	Rob Trimble/Brian Thomas	3
1993	Brian Thomas	9
1994	Lee Fedora	5
1995	Chad Allen	6
1996	Johnny Hunter	6
1997	Steven Truitt/Rich Petru	4
1998	Craig Kuzmic	5
1999	Steven Truitt/Sean Heaney	5
2000	Sean Heaney/Chris Russ	3
2001	Ryan Wardinsky	3
2002	Neal Stephenson/Matt Alexander	4
2003	Justin Ruggiano	4
2004	Cliff Pennington	4
2005	Cliff Pennington	4
2006	Kyle Colligan/Adam Hale	3
2007	Blake Stouffer	5
2008	Dane Carter	9
2009	Adam Smith/Caleb Shofner/Kyle Colligan	3
2010	Brodie Greene	7
2011	Tyler Naquin	7
2012	Tyler Naquin	6
2013	Cole Lankford	4
2014	N. Banks/R. Birk/L. Taylor/T. Stein	2
2015	Blake Allemmand/Nick Banks	3
2016	Ryne Birk/Joel Davis/J.B. Moss	4
2017	Logan Foster/George Janca	4
2018	Zach DeLoach	5
2019	Braden Shewmake	4
2020	Ray Alejo, Logan Britt, Zane Schmidt	1
2021	Logan Britt	3
2022	Austin Bost	3
2023	Austin Bost/Jace LaViolette/Ryan Targac	2
2024	Caden Sorrell	5

YEARLY HITTING LEADERS

HOME RUNS

YEAR	PLAYER	HOME RUNS
1951	Guy Wallace	4
1952	Robert Farmer	7
1953	R. Farmer/J. Lastelick/M. Work/J. Robinette	1
1954	Gerald Nelson	3
1955	Hugh Byrd	5
1956	Joseph Boring	8
1957	James Smotherman	2
1958	Gary Herrington	3
1959	Gary Herrington	3
1960	Byron Barber	7
1961	Byron Barber	9
1962	Frank Stark/David Johnson	6
1963	James Hall/William Hancock	6
1964	Alan Koonce	4
1965	Alan Koonce	5
1966	Alan Koonce	7
1967	Chuck Malitz/Rocky Thompson	3
1968	Dave Elmendorf	5
1969	Bob Long	5
1970	William Hodge/Boyd Hadaway	5
1971	Dave Elmendorf	3
1972	R. J. Englert/K. Bystrom/S. Bate/J. Langford	2
1973	Mike Schraeder/James Bratsen	3
1974	James Bratsen	8
1975	James Bratsen	8
1976	Randy Blanchard	6
1977	Mike Hurdle/Kyle Hawthorne	8
1978	Kyle Hawthorne	14
1979	Kyle Hawthorne	8
1980	Rodney Hodde	9
1981	Rodney Hodde	13
1982	Joe Szekely	13
1983	Tony Metoyer	9
1984	Rob Swain/Mike Scanlin/Tony Metoyer	11
1985	Mike Scanlin	11
1986	Mike Scanlin	20
1987	Scott Livingstone	19
1988	Terry Taylor	17
1989	Terry Taylor	17
1990	David Rollen/Travis Williams	8
1991	Conrad Colby/Mike Hickey/Travis Williams	7
1992	Jay Estes/Mike Hickey/Scott Smith	4
1993	Brian Thomas	15
1994	Robert Harris	7
1995	John Curl	18
1996	Jason Stephens	11
1997	Johnny Hunter	15
1998	Craig Kuzmic	25
1999	Daylan Holt	34
2000	Daylan Holt	15
2001	Neal Stephenson	7
2002	Neal Stephenson	12
2003	Cory Patton	13
2004	Cory Patton	11
2005	Cliff Pennington	7
2006	Jake Vasquez	5
2007	Blake Stouffer/Craig Stinson	12
2008	Luke Anders	16
2009	Kyle Colligan	15
2010	Brodie Greene	14
2011	Matt Juengel	7
2012	Jacob House	8
2013	Hunter Melton	6
2014	Logan Nottebrok	8
2015	Ryne Birk/Logan Taylor	10
2016	Hunter Melton	12
2017	Braden Shewmake	11
2018	Logan Foster	8
2019	Bryce Blaum	9
2020	Zach DeLoach	6
2021	Will Frizzell	19
2022	Dylan Rock	19
2023	Jace LaViolette	21
2024	Jace LaViolette	29

RUNS BATTED IN

YEAR	PLAYER	RBI
1951	Guy Wallace	25
1952	Bob Farmer	20
1953	Bob Farmer	9
1954	Hugh Byrd	10
1955	Hugh Byrd	20
1956	Joseph Boring	20
1957	James Smotherman	10
1958	James Smotherman	19
1959	Byron Barber	22
1960	Byron Barber	19
1961	Joseph Singley	27
1962	Frank Stark	20
1963	William Hancock	25
1964	William Hancock	21
1965	Billy Crain/Alan Koonce	17
1966	Billy Crain	25
1967	Joe Staples	18
1968	Dave Elmendorf	23
1969	Robert Long	18
1970	William Hodge	27
1971	Dave Elmendorf/Chris Sans	25
1972	R. J. Englert	29
1973	James Bratsen	18
1974	James Bratsen	48
1975	James Bratsen	34
1976	William Raymer/Randy Blanchard	39
1977	Kyle Hawthorne	41
1978	Kyle Hawthorne	53
1979	Kyle Hawthorne	31
1980	Harry Francis	43
1981	Rodney Hodde	58
1982	Joe Szekely	57
1983	Tony Metoyer	41
1984	Tony Meyoyer	52
1985	Fred Gegen	60
1986	Mike Scanlin	65
1987	John Byington	78
1988	Scott Livingstone	62
1989	John Byington	89
1990	Travis Williams	40
1991	Conrad Colby	59
1992	Jason Marshall	40
1993	Brian Thomas/Robert Harris	55
1994	Robert Harris	41
1995	Chad Alexander	70
1996	Jason Stephens	79
1997	Johnny Hunter/Rich Petru	52
1998	Craig Kuzmic	72
1999	Daylan Holt	105
2000	Daylan Holt	49
2001	Jeff Freeman	32
2002	Neal Stephenson	48
2003	Cory Patton	58
2004	Cory Patton	67
2005	Cliff Pennington	39
2006	Jose Salazar	24
2007	Blake Stouffer	85
2008	Darby Brown	69
2009	Luke Anders	53
2010	Brodie Greene	55
2011	Jacob House	52
2012	Jacob House	56
2013	Cole Lankford	40
2014	Cole Lankford	47
2015	Logan Taylor	52
2016	Hunter Melton	67
2017	Braden Shewmake	69
2018	Braden Shewmake	45
2019	Braden Shewmake	47
2020	Bryce Blaum/Zach DeLoach	17
2021	Will Frizzell	50
2022	Dylan Rock	65
2023	Jace LaViolette	63
2024	Braden Montgomery	85

YEARLY HITTING LEADERS

TOTAL BASES

YEAR	PLAYER	TOTAL BASES
1951	not available	
1952	not available	
1953	Bob Farmer	35
1954	Hugh Byrd	25
1955	Hugh Byrd	46
1956	Joseph Boring	60
1957	James Smotherman	39
1958	Gary Herrington	52
1959	Richard Hickerson	38
1960	Byron Barber	50
1961	Byron Barber	70
1962	Dave Johnson	50
1963	William Hancock	52
1964	Lance Cobb	41
1965	Mike McClure	44
1966	Lou Camilli	64
1967	Joe Staples	46
1968	Dave Elmendorf	51
1969	Robert Long	68
1970	William Hodge	60
1971	R.J. Englert	68
1972	James Hacker	63
1973	Mike Schraeder	44
1974	James Bratsen	92
1975	James Bratsen	86
1976	Robert Bonner	92
1977	Mike Hurdle	99
1978	Kyle Hawthorne	109
1979	Shelton McMath	84
1980	Rodney Hodde	89
1981	Rodney Hodde	118
1982	Joe Szekely	121
1983	Tony Metoyer	85
1984	Rob Swain	128
1985	Mike Scanlin	122
1986	Mike Scanlin	161
1987	John Byington	171
1988	Scott Livingstone	150
1989	John Byington	163
1990	David Rollen	91
1991	Mike Hickey	123
1992	Jason Marshall	81
1993	Brian Thomas	158
1994	Robert Harris	91
1995	Chad Alexander	184
1996	Jason Stephens	118
1997	Johnny Hunter	136
1998	Craig Kuzmic	174
1999	Daylan Holt	228
2000	Daylan Holt	125
2001	Ty Garner	80
2002	Neal Stephenson	126
2003	Cory Patton	141
2004	Cory Patton	132
2005	Cliff Pennington	119
2006	Austin Boggs	70
2007	Blake Stouffer	171
2008	Dane Carter	156
2009	Kyle Colligan	127
2010	Brodie Greene	179
2011	Tyler Naquin	147
2012	Tyler Naquin	131
2013	Cole Lankford	111
2014	Cole Lankford	106
2015	Nick Banks	128
2016	Boomer White	134
2017	Braden Shewmake	145
2018	Michael Helman	131
2019	Braden Shewmake	118
2020	Zach DeLoach	45
2021	Will Frizzell	140
2022	Dylan Rock	143
2023	Jace LaViolette	141
2024	Jace LaViolette	188

WALKS

YEAR	PLAYER	WALKS
1951	not available	
1952	not available	
1953	Robert Farmer/William Munnerlyn	19
1954	Claude Northrup	15
1955	John Stockton	20
1956	John Stockton	16
1957	John Reed	12
1958	Gary Herrington/Julius Carroll	14
1959	Julius Carroll	19
1960	Byron Barber	18
1961	Early Davis	11
1962	Frank Stark	27
1963	Gary Cavasas	11
1964	William Hancock	16
1965	Neal Thompson	16
1966	Lou Camilli/Lance Cobb	20
1967	Lou Camilli	24
1968	Robert Long	24
1969	Boyd Hadaway/Pete Maida	13
1970	Butch Ghutzman	18
1971	William Hodge	29
1972	Jim Hacker	29
1973	Jim Hacker	19
1974	Jim Hacker	34
1975	William Raymer	32
1976	William Raymer	40
1977	Buddy Grobe	32
1978	Kyle Hawthorne	28
1979	Kyle Hawthorne	34
1980	James Glenn	37
1981	J.P. Bramhall	57
1982	Dave Kennard/Grant Priess	28
1983	Kevin Smith	32
1984	R. Swain/T. Cartwright/M. Scanlin/P. James	29
1985	Fred Gegen	37
1986	Jeff Schow	46
1987	Terry Taylor	48
1988	Kirk Thompson	38
1989	Kirk Thompson	50
1990	Blake Pyle	32
1991	Conrad Colby	43
1992	Eric Gonzalez	36
1993	Brian Thomas	50
1994	Robert Harris	41
1995	Jeff Bailey/Robert Harris	41
1996	Johnny Hunter	35
1997	Johnny Hunter	41
1998	Craig Kuzmic	42
1999	John Scheschuk	57
2000	Daylan Holt	33
2001	Ty Garner	28
2002	Coby Mavroulis	23
2003	Erik Schindewolf	39
2004	Erik Schindewolf	43
2005	Cliff Pennington	37
2006	Blake Stouffer	31
2007	Blake Stouffer	42
2008	Blake Stouffer	47
2009	Brooks Raley	41
2010	Brodie Greene	24
2011	Tyler Naquin	29
2012	Mikey Reynolds	31
2013	Blake Allemant	29
2014	Blake Allemant	34
2015	Blake Allemant	38
2016	J.B. Moss/Boomer White	33
2017	Nick Choruby	49
2018	Zach DeLoach	35
2019	Bryce Blaum/Mikey Hoehner	30
2020	Bryce Blaum	16
2021	Will Frizzell	39
2022	Kole Kaler	53
2023	Hunter Haas	49
2024	Jace LaViolette	64

YEARLY HITTING LEADERS

STOLEN BASES

YEAR	PLAYER	SB
1951	not available	
1952	not available	
1953	not available	
1954	Donald Ellis	8
1955	Joe Schero	10
1956	John Hoyle	4
1957	Behn Hubbard/Clifford Tuttle	3
1958	Julius Carroll	9
1959	Early Davis	7
1960	R. Hickerson/D. Patterson/J. Burt/J. Carroll	3
1961	Early Davis	11
1962	Frank Stark	5
1963	William Hancock	8
1964	F. Stark/W. Hancock/R. McAdams/N. Thompson	4
1965	Mike Arrington/Chuck Malitz/Neal Thompson	8
1966	Neal Thompson	10
1967	Mike Arrington	15
1968	Robert Long	8
1969	Robert Arnold	9
1970	Dave Elmendorf	13
1971	R.J. Englert	8
1972	R.J. Englert/Karl Bystrom/Jimmy Langford	6
1973	Paul Miller	8
1974	John Woods	10
1975	Mike Frazier	15
1976	Winston Whiddon	9
1977	Robert Bonner	8
1978	Robert Verde	3
1979	James Glenn	10
1980	James Glenn	26
1981	J.P. Bramhall	25
1982	Dave Kennard	18
1983	Kevin Smith	13
1984	Shawn Choruby/Mike Scanlin	9
1985	Jeff Schow	13
1986	Mike Scanlin	21
1987	Chuck Knoblauch	23
1988	Chuck Knoblauch	24
1989	Kirk Thompson/Chuck Knoblauch	36
1990	Tim Holt	12
1991	Brian Thomas	17
1992	Eric Gonzalez	14
1993	Billy Harlan	27
1994	Lee Fedora/Billy Harlan	12
1995	Chad Allen	23
1996	Jason Tyner	41
1997	Jason Tyner	38
1998	Jason Tyner	39
1999	Steven Truitt	23
2000	David Evans	15
2001	Eric Reed	17
2002	Eric Reed	15
2003	Erik Schindewolf/Cliff Pennington	12
2004	Cliff Pennington	12
2005	Cliff Pennington	29
2006	Blake Stouffer	17
2007	Ben Feltner	34
2008	Blake Stouffer	17
2009	Brooks Raley	25
2010	Brodie Greene	23
2011	Krey Bratsen	31
2012	Krey Bratsen/Mikey Reynolds/Tyler Naquin	21
2013	Mikey Reynolds	19
2014	Krey Bratsen	18
2015	Nick Banks	9
2016	J.B. Moss	16
2017	Nick Choruby/Braden Shewmake	11
2018	Michael Helman/Braden Shewmake	11
2019	Bryce Blaum	17
2020	Bryce Blaum	7
2021	Ray Alejo	18
2022	Dylan Rock	16
2023	Jace LaViolette	18
2024	Travis Chestnut	18

GAMES PLAYED

YEAR	PLAYER	GAMES
1951	G. Wallace/J. Ecrette/Y. Lary	32
1952	Yale Lary	30
1953	R. Farmer/H. Byrd/C. Leissner	25
1954	James Williams	24
1955	J. Schero/J. Hoyle/J. Williams/J. Boring	24
1956	Joseph Boring	23
1957	J. Smothermann/G. Herrington/C. Tuttle	20
1958	G. Herrington/R. Plumlee/D. Patterson	22
1959	E. Davis/R. Hickerson/R. Plumlee/B. Barber	25
1960	Burton/Barber/Hickerson/Davis/Wortham	23
1961	B. Barber/J. Hall/R. Hickerson/J. Singley	25
1962	D. Johnson/B. Grochett/J. Hall	25
1963	J. Ballard/W. Hancock/R. McAdams	26
1964	Jerry Ballard/Bill Grochett	28
1965	Mike McClure/Lance Cobb/Billy Crain	23
1966	Lou Camilli/Lance Cobb/Billy Crain	30
1967	Mike Arrington/Lou Camilli	29
1968	Dave Elmendorf/Robert Long	28
1969	Dave Elmendorf/Pete Maida	26
1970	Dave Elmendorf	34
1971	Chris Sans	40
1972	Butch Ghutzman	40
1973	Paul Miller	28
1974	James Bratsen	43
1975	J. Bratsen/M. Schraeder/F. Russ	48
1976	William Raymer/Winston Whiddon	53
1977	Buddy Grobe	53
1978	R. Bonner/K. Hawthorne/R. Verde	55
1979	Bryan Little/Kyle Hawthorne	50
1980	James Glenn	52
1981	J.P. Bramhall	52
1982	Dave Kennard	53
1983	Buddy Haney	44
1984	B. Haney/M. Scanlin/T. Metoyer/T. Edwards	60
1985	Fred Gegen/Mike Scanlin/Russ Swain	55
1986	Mike Scanlin	67
1987	John Byington/Chuck Knoblauch	67
1988	Scott Livingstone/Kirk Thompson	67
1989	K. Thompson/A. Duke/T. Taylor	64
1990	Travis Williams/Jason Marshall	60
1991	Jason Marshall	67
1992	Jason Marshall	61
1993	Eric Gonzalez/Billy Harlan	64
1994	Robert Harris	52
1995	Chad Allen	67
1996	Jason Tyner	58
1997	Jason Tyner/Brian Benefield	61
1998	Craig Kuzmic/Sean Heaney	66
1999	J. Scheschuk/D. Holt/S. Scarborough	70
2000	Daylan Holt/Sean Heaney	58
2001	Ty Garner	57
2002	Neal Stephenson	59
2003	Cory Patton	64
2004	Austin Boggs	64
2005	Cliff Pennington/Parker Dalton/Ryan Hill	56
2006	Blake Stouffer	56
2007	Blake Stouffer/Brandon Hicks	67
2008	J. Duran/D. Carter/D. Brown/B. Ruggiano	65
2009	Luke Anders/Kyle Colligan	61
2010	Brodie Greene	65
2011	Krey Bratsen/Jacob House/Kenny Jackson	69
2012	Tyler Naquin/Matt Juengel	61
2013	Krey Bratsen	63
2014	Cole Lankford	61
2015	Blake Allemand	64
2016	Ryne Birk/Hunter Melton/Boomer White	65
2017	N. Choruby/A. Homan/G. Janca/B. Shewmake	64
2018	Michael Helman/Zach DeLoach	62
2019	Bryce Blaum/Braden Shewmake	63
2020	Bryce Blaum/Zach DeLoach	18
2021	Will Frizzell/Kalae Harrison	56
2022	Kole Kaler/Brett Minnich/Jack Moss	64
2023	Austin Bost/Jack Moss/Ryan Targac	65
2024	Ali Camarillo/Jace LaViolette/Hayden Schott	68

YEAR-BY-YEAR TEAM HITTING/FIELDING STATS

Year	Record	GP	AVG	AB	R	H	2B	3B	HR	RBI	TB	SLG%	BB	HBP	SO	OB%	SF	SH	SB-ATT	PO	A	E	FLD%	DPF	DPA
1952	10-19-1	30	.235	960	162	226	--	--	--	133	--	--	--	--	--	--	--	--	--	814	278	97	.918	--	--
1953	10-15	25	.176	775	74	137	16	2	4	56	165	.213	137	--	146	--	--	--	--	--	--	--	--	--	--
1954	11-13	24	.219	754	101	165	22	4	8	82	219	.290	111	5	149	--	--	30	21	--	--	--	--	--	--
1955	20-7	27	.261	822	140	215	42	7	12	118	306	.372	114	10	149	.356	5	29	28	660	273	56	.943	24	15
1956	10-13	23	.212	748	98	159	26	4	14	74	235	.314	79	8	162	.293	6	21	19	--	--	--	--	--	--
1957	5-15	20	.221	650	57	144	24	2	5	43	187	.288	63	10	146	.299	3	19	17	--	--	--	--	--	--
1958	11-11	22	.229	735	107	168	37	7	11	87	252	.343	93	12	141	.324	3	12	28	--	--	--	--	--	--
1959	18-9	27	.270	893	176	241	55	9	16	151	360	.403	135	12	146	.370	9	14	34	--	--	--	--	--	--
1960	5-17-1	23	.236	805	134	190	26	5	14	109	268	.333	130	8	154	.344	10	7	23	--	--	--	--	--	--
1961	14-10-1	25	.294	919	219	272	41	11	37	183	446	.485	121	8	155	.381	5	8	31	--	--	--	--	--	--
1962	18-7	25	.236	806	143	190	31	7	30	129	325	.403	121	9	151	.340	5	11	25	--	--	--	--	--	--
1963	15-10-1	26	.255	899	136	227	26	7	31	117	360	.400	77	10	141	.316	8	5	40	686	268	53	.945	--	--
1964	19-8-1	28	.265	937	157	249	46	9	11	135	347	.370	125	7	125	--	--	22*	32	727	280	66	.938	--	--
1965	16-7	23	.276	783	149	224	23	10	17	116	308	.393	109	10	115	.376	10	7	41	605	233	40	.949	--	--
1966	20-8-2	30	.266	1044	192	277	37	1	28	173	400	.383	152	6	160	.359	9	11	40	807	343	65	.947	--	--
1967	17-11-1	29	.247	988	146	244	39	7	14	112	339	.343	123	6	173	.332	5	8	45	765	329	53	.954	--	--
1968	21-7	28	.263	873	169	230	37	8	19	142	340	.389	136	14	168	.367	12	7	34	--	--	--	--	--	--
1969	15-11	26	.247	854	109	211	28	9	17	98	307	.359	87	11	131	.323	6	8	33	659	252	47	.951	19	19
1970	25-9	34	.270	1048	163	283	33	8	19	141	389	.371	116	8	162	.344	11	21	33	821	334	56	.954	23	19
1971	31-9	40	.304	1265	226	384	70	24	12	196	538	.425	171	15	175	.390	12	23	26	--	--	--	--	25	28
1972	27-13	40	.270	1220	198	337	46	17	12	164	453	.371	136	9	162	--	--	31*	35	946	390	58	.957	26	28
1973	19-9	28	.278	818	133	227	35	10	9	114	309	.378	115	6	107	--	--	14*	22	652	251	37	.962	15	21
1974	31-13	44	.342	1384	347	474	93	19	28	314	689	.498	221	15	123	--	--	41*	40	1003	385	68	.955	--	--
1975	32-15-1	48	.288	1485	253	427	66	14	28	219	605	.407	188	6	158	--	--	35*	52	1122	437	84	.949	--	--
1976	40-13	53	.300	1665	315	500	92	22	31	277	729	.438	233	16	219	--	--	42*	38	1265	505	68	.963	37	36
1977	37-16	53	.298	1599	286	477	84	16	42	251	719	.450	190	9	234	--	--	46*	46	1216	502	89	.951	41	48
1978	39-16	55	.281	1707	323	480	77	21	52	290	755	.442	211	12	212	--	--	40*	9	1326	592	72	.964	67	52
1979	30-20	50	.265	1541	249	408	62	17	26	219	582	.378	217	14	226	--	--	42*	36	1194	494	55	.969	27	40
1980	38-14	52	.297	1533	306	455	65	19	31	276	651	.425	238	12	172	--	--	41*	60	1213	518	56	.969	50	47
1981	35-16-1	52	.298	1508	330	450	81	26	38	302	697	.462	239	13	166	--	--	34*	72	1175	465	54	.968	27	40
1982	33-19-1	53	.295	1540	316	455	74	32	41	283	716	.465	215	28	177	--	--	33*	63-80	1200	490	75	.958	26	40
1983	24-21	45	.309	1442	315	446	78	16	34	282	658	.456	196	10	169	.392	15	16	57	1058	479	78	.952	35	37
1984	41-21	62	.300	1911	379	574	98	22	49	344	863	.452	248	14	262	.381	23	32	61	--	--	--	--	60	43
1985	39-16	55	.318	1721	440	547	111	22	68	381	906	.526	248	22	235	.406	22	27	60	1293	562	83	.957	71	33
1986	45-23	68	.289	2153	433	623	114	20	62	381	963	.447	280	32	337	.375	30	32	89	1685	747	87	.965	62	50
1987	44-22-1	67	.318	2227	529	709	141	16	57	471	1053	.473	352	29	278	.413	30	31	95	1658	762	114	.955	85	63
1988	52-15	67	.302	2132	456	644	128	15	80	418	1042	.489	303	26	335	.391	26	24	72-116	1675	640	80	.967	62	68
1989	58-7	65	.340	2215	635	753	120	32	88	580	1201	.542	385	32	360	.439	36	16	133-172	1626	710	78	.968	63	36
1990	43-17	60	.252	1757	308	443	85	9	32	269	642	.365	246	27	298	.350	17	43	64-99	1457	645	86	.961	50	39
1991	44-23	67	.298	2155	431	642	106	20	39	371	905	.420	285	42	361	.385	34	47	83-124	1668	677	93	.962	62	56
1992	41-20	61	.280	1940	323	543	87	17	23	280	733	.378	222	28	354	.360	15	41	70-116	1535	635	84	.963	57	59
1993	53-11	64	.315	2112	500	666	101	27	75	441	1046	.495	306	36	382	.406	29	27	119-169	1628	702	97	.960	63	37
1994	31-22	53	.282	1665	302	469	64	22	29	255	664	.399	232	20	273	.372	20	28	74-108	1305	558	84	.957	35	38
1995	44-22-1	.67	.317	2262	526	717	130	31	88	469	1173	.519	340	34	361	.461	26	29	98-133	1716	776	108	.958	60	71
1996	37-21	58	.337	1991	483	671	96	21	66	433	1007	.506	274	25	287	.418	31	27	122-152	1445	629	83	.962	49	68
1997	39-22	61	.323	2142	427	691	144	20	63	384	1064	.497	332	31	334	.394	19	24	107-150	1576	649	87	.962	55	53
1998	46-20	66	.308	2330	501	718	132	24	86	450	1156	.496	236	20	431	.373	27	18	111-152	1726	677	93	.963	53	52
1999	52-18	70	.322	2500	591	804	166	21	128	548	1396	.558	297	51	393	.399	38	18	93-128	1838	759	106	.961	74	59
2000	23-35	58	.283	1956	308	554	88	11	45	272	799	.408	210	52	418	.366	14	29	65-91	1455	605	97	.955	52	53
2001	33-27	60	.291	2058	327	599	95	10	42	301	840	.408	187	50	372	.361	22	38	68-101	1567	656	97	.958	53	46
2002	35-24	59	.286	1990	353	569	104	13	47	313	840	.422	174	55	372	.356	20	33	67-97	1525	638	82	.963	48	48
2003	45-19	64	.303	2188	417	663	135	10	59	376	995	.455	211	62	330	.377	25	36	52-78	1667	669	85	.965	52	59
2004	42-22	64	.300	2210	455	664	118	21	42	401	950	.430	273	36	318	.382	31	32	55-80	1687	666	65	.973	55	58
2005	30-25-1	56	.274	1881	277	516	80	16	29	252	715	.380	188	31	300	.347	21	30	80-105	1460	679	54	.975	64	50
2006	25-30-1	56	.252	1835	247	462	80	15	24	217	644	.351	188	46	330	.332	30	46	88-123	1502	664	75	.967	51	29
2007	48-19	67	.315	2290	465	718	124	20	66	427	1080	.472	255	75	450	.395	35	59	151-192	1806	809	102	.962	72	54
2008	46-19	65	.314	2279	516	715	124	30	81	477	1142	.501	280	100	450	.407	31	28	91-128	1759	758	90	.965	59	58
2009	37-24	61	.298	2079	423	619	97	18	85	382	1007	.484	243	93	456	.392	20	44	74-106	1619	648	68	.971	40	57
2010	43-21-1	65	.300	2230	400	668	120	17	67	360	1023	.459	192	98	451	.377	23	62	106-150	1773	656	90	.964	31	32
2011	47-22	69	.291	2325	405	676	108	30	30	355	934														

INDIVIDUAL SEC SINGLE-GAME RECORDS

MOST AT-BATS

RK	ABS	PLAYER	OPPONENT (DATE)
1.	7	Ray Alejo	vs LSU (5/21/21)
	7	Jonathan Ducoff	vs Missouri (3/30/19)
	7	Jackson Appel.....	vs Auburn (3/30/24)
	7	Gavin Grahovac	vs Auburn (3/30/24)

MOST RUNS SCORED

RK	R	PLAYER	OPPONENT (DATE)
1.	4	12 times	

MOST HITS

RK	H	PLAYER	OPPONENT (DATE)
1.	5	Will Frizzell	vs New Mexico State (3/6/21)
	5	Braden Shewmake.....	at Kentucky (3/24/19)
	4	17 times	

MOST RUNS BATTED IN

RK	RBI	PLAYER	OPPONENT (DATE)
1.	6	Jace LaViolette	vs Vanderbilt (4/12/24)
	6	Jace LaViolette	at Mississippi State (5/19/23)
	6	Trevor Werner	vs Alabama (5/12/23)
	6	Ryan Targac.....	at Vanderbilt (4/30/22)
	6	Will Frizzell	vs Ole Miss (5/9/21)
	6	Hunter Melton.....	vs Auburn (3/13/15)
7.	5	11 times	

MOST DOUBLES

RK	2B	PLAYER	OPPONENT (DATE)
1.	3	Ray Alejo.....	vs Missouri (4/3/21)
	2	28 times	

MOST TRIPLES

RK	3B	PLAYER	OPPONENT (DATE)
1.	1	46 times - last by Hayden Schott at Ole Miss (5/12/24)	

MOST HOME RUNS

RK	HR	PLAYER	OPPONENT (DATE)
1.	3	Jace LaViolette	at Mississippi State (5/19/23)
	3	Trevor Werner	vs Alabama (5/12/23)
3.	2	25 times	

MOST WALKS

RK	BB	PLAYER	OPPONENT (DATE)
1.	5	Dylan Rock.....	vs South Carolina (5/6/22)
2.	4	Jace LaViolette	at Mississippi State (5/18/23)
	4	Mikey Hoehner.....	vs Missouri (4/1/21)

MOST STOLEN BASES

RK	SB	PLAYER	OPPONENT (DATE)
1.	4	Ryan Targac.....	at LSU (3/19/2022)
2.	3	Jackson Appel.....	at South Carolina (4/6/24)
	3	Michael Helman	vs Alabama (4/14/18)
	3	J.B. Moss.....	vs LSU (3/24/16)
	3	Nick Choruby	at Auburn (3/19/16)
	3	Krey Bratsen.....	vs Kentucky (4/20/14)

MOST INNINGS PITCHED

RK	IP	PLAYER	OPPONENT (DATE)
1.	9.0	Mitchell Kilkenny.....	vs LSU (4/7/18)
	9.0	Daniel Mengden.....	vs LSU (5/3/14)
	9.0	Daniel Mengden.....	at Tennessee (5/16/13)
4.	8.1	Matt Kent.....	vs Auburn (3/14/15)
5.	8.0	15 times	

MOST STRIKEOUTS

RK	K	PLAYER	OPPONENT (DATE)
1.	14	Grayson Long.....	at Alabama (3/20/15)
2.	13	Asa Lacy.....	at Kentucky (3/23/19)
3.	12	Justin Lamkin.....	vs Mississippi State (3/23/24)
	12	Ryan Prager	at South Carolina (4/5/24)
	12	Asa Lacy.....	vs Missouri (3/30/19)
	12	Corbin Martin	vs Arkansas (5/19/17)
	12	Grayson Long.....	at Ole Miss (5/14/15)
8.	11	Dustin Saenz.....	vs Georgia (3/26/21)
	11	Asa Lacy.....	at Ole Miss (4/26/19)
	11	Asa Lacy.....	at LSU (4/6/19)
	11	Stephen Kolek	vs Mississippi State (5/6/17)
	11	Stephen Kolek	vs Tennessee (4/23/17)
	11	Daniel Mengden.....	at Arkansas (5/9/14)

INDIVIDUAL SEC SINGLE-SEASON RECORDS

AT-BATS

NO.	AB	PLAYER	YEAR
1.	134	Jack Moss	2022
	134	Gavin Grahovac	2024
3.	128	Ray Alejo	2021
4.	127	Braden Shewmake	2017
	127	JB Moss	2016
6.	126	Jace LaViolette	2024
	126	Hunter Haas	2023
8.	125	Troy Claunch	2022
	125	Kole Kaler	2022
10.	124	Zach DeLoach	2018
	124	Hunter Melton	2016
	124	Cole Lankford	2014

HITS

NO.	HITS	PLAYER	YEAR
1.	57	Boomer White	2016
2.	45	Jack Moss	2023
	45	Austin Bost	2022
4.	43	Jack Moss	2022
5.	41	Nick Banks	2014
6.	40	Gavin Grahovac	2024
	40	Michael Helman	2018
	40	Logan Taylor	2015
9.	39	Will Frizzell	2021
	39	Braden Shewmake	2017
	39	Cole Lankford	2014

BATTING AVERAGE

(minimum 2.5 AB per team game)

NO.	AVG	PLAYER	YEAR
1.	.471	Boomer White (57-of-121)	2016
2.	.385	Austin Bost (45-of-117)	2022
3.	.370	Logan Taylor (40-of-108)	2015
4.	.369	Jack Moss (45-of-122)	2023
5.	.362	Blake Allemand (38-of-105)	2015
6.	.360	Nick Banks (41-of-114)	2014
7.	.351	Will Frizzell (39-of-111)	2021
8.	.346	Ryan Targac (37-of-107)	2022
9.	.345	Dylan Rock (38-of-110)	2022
10.	.340	Jace LaViolette (35-of-103)	2023
	.340	Krey Bratsen (35-of-103)	2013

RUNS

NO.	RUNS	PLAYER	YEAR
1.	42	Dylan Rock	2022
2.	38	Gavin Grahovac	2024
	38	Jace LaViolette	2024
4.	31	Jace LaViolette	2023
	31	Austin Bost	2022
6.	28	Brett Minnich	2022
	28	JB Moss	2016
8.	27	Jack Moss	2023
	27	Michael Helman	2018
10.	26	Hunter Haas	2023
	26	Nick Choruby	2017
	26	Blake Allemand	2015

DOUBLES

NO.	2B	PLAYER	YEAR
1.	13	Boomer White	2016
2.	10	Jace LaViolette	2024
	10	Jack Moss	2022
3.	8	Gavin Grahovac	2024
	8	Trevor Werner	2023
	8	Ray Alejo	2021
	8	Cole Bedford	2017

	8	J.B. Moss	2016
	8	Blake Allemand	2015
	8	Logan Taylor	2014
9.	7	11 times	

TRIPLES

NO.	3B	PLAYER	YEAR
1.	3	Cam Blake	3
2.	2	7 times	

HOME RUNS

NO.	HR	PLAYER	YEAR
1.	15	Braden Montgomery	2024
	14	Jace LaViolette	2023
3.	13	Gavin Grahovac	2024
	13	Jace LaViolette	2024
	13	Dylan Rock	2022
6.	12	Will Frizzell	2021
7.	11	Trevor Werner	2023
8.	10	Ryan Targac	2022
9.	8	Brett Minnich	2023
10.	7	Braden Shewmake	2017
	7	Hunter Melton	2016

RUNS BATTED IN

NO.	RBI	PLAYER	YEAR
1.	41	Ryan Targac	2022
2.	37	Braden Montgomery	2024
3.	36	Jace LaViolette	2023
4.	34	Dylan Rock	2022
	34	Braden Shewmake	2017
6.	33	Jace LaViolette	2024
	33	Hunter Melton	2016
8.	32	Gavin Grahovac	2024
	32	Trevor Werner	2023
9.	31	Troy Claunch	2022
10.	29	Will Frizzell	2021

TOTAL BASES

NO.	TB	PLAYER	YEAR
1.	87	Gavin Grahovac	2024
	86	Jace LaViolette	2024
	86	Jace LaViolette	2023
2.	85	Dylan Rock	2022
3.	84	Braden Montgomery	2024
	81	Will Frizzell	2021
4.	79	Boomer White	2016
5.	73	Trevor Werner	2023
6.	65	Braden Shewmake	2017
	65	Hunter Melton	2016
8.	64	Jack Moss	2023
9.	63	Austin Bost	2022
	63	Ryne Birk	2016

STOLEN BASES

NO.	SB	PLAYER	YEAR
1.	11	Jace LaViolette	2023
	11	Krey Bratsen	2014
3.	10	Michael Helman	2018
	10	JB Moss	2016
5.	9	Ray Alejo	2021
	9	Nick Choruby	2016
7.	8	Bryce Blaum	2019
	8	Krey Bratsen	2013
9.	7	Ryan Targac	2022
	7	Braden Shewmake	2018
	7	Blake Allemand	2013

INDIVIDUAL SEC SINGLE-SEASON RECORDS

WALKS

NO.	BB	PLAYER	YEAR
1.	31	Dylan Rock	2022
2.	27	Brett Minnich.....	2022
3.	25	Braden Montgomery.....	2024
4.	24	Austin Bost.....	2023
	24	Jace LaViolette.....	2023
6.	22	Jack Moss.....	2023
7.	21	Jace LaViolette.....	2024
8.	20	Ryan Targac.....	2023
	20	Austin Bost.....	2022
	20	Kole Kalker.....	2022

HITTING STREAK

NO.	GM	PLAYER	YEAR
1.	24	Boomer White	2016
2.	15	Nick Banks	2015
3.	14	Austin Homan.....	2016
4.	12	Jackson Appel.....	2024
	12	Gavin Grahovac.....	2024
	12	Logan Taylor.....	2015
7.	11	Five Tied.....	

REACHED BASE STREAK

NO.	GM	PLAYER	YEAR
1.	25	Ali Camarillo.....	2024
2.	24	Boomer White	2016
3.	21	Logan Taylor.....	2015
	21	Mikey Reynolds.....	2013
5.	20	Braden Montgomery.....	2024
6.	19	Jackson Appel.....	2024
	19	Ted Burton.....	2024
	19	Hayden Schott.....	2024
	19	Nick Banks	2015
10.	16	Five Tied.....	

APPEARANCES

NO.	APP.	PITCHER	YEAR
1.	17	Evan Aschenbeck	2024
	17	Bryce Miller.....	2019
	17	Andrew Vinson.....	2015
4.	16	Chandler Jozwiak.....	2021
	16	Nolan Hoffman	2018
	16	Jason Jester.....	2013
7.	15	Mitchell Kilkenney.....	2017
8.	14	Evan Aschenbeck	2023
	14	Brandyn Garcia.....	2023
	14	Will Johnston.....	2023
	14	Jacob Palisch.....	2022
	14	Kasey Kalich	2019
	14	Kaylor Chafin	2017

WINS

NO.	WINS	PITCHER	YEAR
1.	6	Grayson Long.....	2015
2.	5	Evan Aschenbeck	2023
	5	Joseph Menefee.....	2022
	5	Kaylor Chafin	2017
	5	Kyle Simonds.....	2016
	5	Grayson Long.....	2014
7.	4	Chris Cortez	2024
	4	Ryan Prager	2024
	4	Nathan Dettmer	2022
	4	John Doxakis	2019
	4	Mitchell Kilkenney.....	2018

4	Corbin Martin	2017
4	Brigham Hill	2016
4	Daniel Mengden.....	2013

INNINGS PITCHED

NO.	IP	PITCHER	YEAR
1.	71.2	Daniel Mengden	2013
2.	68.0	Daniel Mengden	2014
3.	64.2	John Doxakis	2019
4.	59.1	Mitchell Kilkenney.....	2018
	59.1	Brigham Hill	2017
6.	59.0	Grayson Long.....	2014
7.	58.0	Dustin Saenz.....	2021
8.	57.2	John Doxakis	2018
9.	57.1	Stephen Kolek	2017
	57.1	Grayson Long.....	2015

STRIKEOUTS

NO.	K	PITCHER	YEAR
1.	78	Asa Lacy.....	2019
2.	68	Dustin Saenz.....	2021
3.	68	Grayson Long.....	2015
4.	64	Ryan Prager	2024
	64	Brigham Hill	2017
6.	62	John Doxakis	2019
7.	58	Daniel Mengden	2014
8.	57	Stephen Kolek	2017
9.	56	Daniel Mengden.....	2013
10.	54	Brigham Hill	2016

COMPLETE GAMES

NO.	CG	PITCHER	YEAR
1.	2	Asa Lacy.....	2019
	2	Kyle Simonds.....	2016
2.	1	Ryan Prager	2024
	1	Mitchell Kilkenney.....	2018
	1	Daniel Mengden.....	2014
	1	Daniel Mengden.....	2013

EARNED RUN AVERAGE

(minimum 1.0 IP per team game)

NO.	ERA	PITCHER	YEAR
1.	1.45	Andrew Vinson.....	2015
2.	1.88	Daniel Mengden	2013
3.	1.96	Kaylor Chafin	2017
4.	2.19	Evan Aschenbeck	2024
5.	2.23	John Doxakis	2019
6.	2.30	Corbin Martin	2017
7.	2.35	Jacob Palisch	2022
8.	2.63	Brigham Hill	2016
9.	2.67	Grayson Long.....	2015
10.	2.80	Parker Ray.....	2013

* - in 2016 Mark Ecker came up 1.0 inning shy of minimum with a 0.00 ERA

SAVES

NO.	SV	PITCHER	YEAR
1.	7	Mitchell Kilkenney.....	2017
	7	Jason Jester.....	2013
3.	6	Kasey Kalich	2019
	6	Nolan Hoffman	2018
5.	4	Evan Aschenbeck	2024
	4	Chandler Jozwiak.....	2021

INDIVIDUAL SEC CAREER RECORDS

GAMES PLAYED

NO.	GAMES	PLAYER	YEAR
1.	89	Austin Bost	2020-23
	89	Braden Shewmake	2017-19
3.	88	Nick Banks	2014-16
4.	87	Hunter Melton	2013-16
5.	86	Ryan Targac	2021-24
	86	Blake Allemand	2013-15
7.	84	Nick Choruby	2014-17
8.	82	Will Frizzell	2018-21
9.	79	Hunter Coleman	2017-21
10.	78	Jordan Thompson	2021-23
	78	Logan Foster	2017-19

AT-BATS

NO.	AB	PLAYER	YEAR
1.	362	Braden Shewmake	2017-19
2.	344	Nick Banks	2014-16
3.	343	Austin Bost	2020-23
4.	323	Blake Allemand	2013-15
5.	318	Hunter Melton	2013-16
6.	271	Ryne Birk	2014-16
7.	266	Ryan Targac	2021-24
	266	Logan Foster	2017-19
9.	264	Will Frizzell	2019-21
10.	256	Jack Moss	2022-23

HITS

NO.	HITS	PLAYER	YEAR
1.	112	Braden Shewmake	2017-19
2.	109	Nick Banks	2014-16
3.	100	Austin Bost	2020-23
4.	99	Blake Allemand	2013-15
5.	88	Jack Moss	2022-23
6.	86	Hunter Melton	2013-16
7.	81	Austin Bost	2021-22
8.	80	Ryne Birk	2014-16
9.	73	Cole Lankford	2013-14
10.	72	Jace LaViolette	2023-pres.

BATTING AVERAGE

(150 at-bats & completed career)

NO.	AVG	PLAYER	YEAR
1.	.344	Jack Moss (88-of-256)	2022-23
2.	.320	Cole Lankford (73-of-228)	2013-14
3.	.317	Nick Banks (109-of-344)	2014-16
4.	.309	Braden Shewmake (112-of-362)	2017-19
5.	.307	Blake Allemand (99-of-323)	2013-15
6.	.306	Nick Choruby (66-of-216)	2014-17
7.	.303	Krey Bratsen (56-of-185)	2013-14
8.	.295	Ryne Birk (80-of-271)	2014-16
9.	.293	Logan Taylor (63-of-215)	2013-15

RUNS

NO.	RUNS	PLAYER	YEAR
1.	69	Jace LaViolette	2023-pres.
	63	Austin Bost	2020-23
3.	60	Nick Banks	2014-16
4.	56	Blake Allemand	2013-15
5.	54	Braden Shewmake	2017-19
	54	Hunter Melton	2013-16
	54	J.B. Moss	2013-16
8.	53	Nick Choruby	2014-17
9.	51	Ryne Birk	2014-16

DOUBLES

NO.	2B	PLAYER	YEAR
1.	19	Nick Banks	2014-16
2.	17	Austin Bost	2020-23
	17	Jack Moss	2022-23
4.	15	Jace LaViolette	2023-pres.
	15	Ryan Targac	2021-24
	15	Logan Taylor	2013-15
6.	14	Braden Shewmake	2017-19
7.	13	Will Frizzell	2018-21
	13	Ryne Birk	2014-16

13	Hunter Melton	2013-16
13	Boomer White	2016

TRIPLES

NO.	3B	PLAYER	YEAR
1.	4	Braden Shewmake	2017-19
2.	3	Cam Blake	2017-20
	3	JB Moss	2013-16
4.	2	13 players	

HOME RUNS

NO.	HR	PLAYER	YEAR
1.	27	Jace LaViolette	2023-pres.
2.	18	Will Frizzell	2018-21
3.	16	Ryan Targac	2021-24
4.	15	Braden Montgomery	2024
5.	14	Brett Minnich	2021-23
	14	Trevor Werner	2021-23
	14	Braden Shewmake	2017-19
	14	Hunter Melton	2013-16
9.	13	Dylan Rock	2022
10.	12	Ryne Birk	2014-16

RUNS BATTED IN

NO.	RBI	PLAYER	YEAR
1.	70	Braden Shewmake	2017-19
2.	69	Jace LaViolette	2023-pres.
3.	67	Ryan Targac	2021-24
4.	62	Hunter Melton	2013-16
5.	58	Nick Banks	2014-16
6.	53	Brett Minnich	2021-23
7.	51	Austin Bost	2021-22
8.	49	Will Frizzell	2018-21
	49	Ryne Birk	2014-16
10.	43	Trevor Werner	2021-23
	43	Blake Allemand	2013-15

TOTAL BASES

NO.	TB	PLAYER	YEAR
1.	176	Braden Shewmake	2017-19
2.	172	Jace LaViolette	2023-pres.
2.	159	Nick Banks	2014-16
3.	145	Hunter Melton	2013-16
4.	142	Austin Bost	2021-22
5.	138	Ryan Targac	2021-24
	138	Will Frizzell	2018-21
6.	133	Ryne Birk	2014-16
8.	126	Jack Moss	2022-23
9.	122	Blake Allemand	2013-15
10.	114	Brett Minnich	2021-23

STOLEN BASES

NO.	SB	PLAYER	YEAR
1.	19	Krey Bratsen	2013-14
2.	15	Nick Choruby	2014-17
3.	14	Ryan Targac	2021-24
	14	JB Moss	2013-16
5.	13	Jace LaViolette	2023-pres.
	13	Braden Shewmake	2017-19
6.	12	Jordan Thompson	2021-23
	12	Nick Banks	2014-16
8.	11	Jace LaViolette	2023
	11	Blake Allemand	2013-15
10.	10	Bryce Blaum	2019-21
	10	Jace Statum	2013-14

WALKS

NO.	BB	PLAYER	YEAR
1.	48	Austin Bost	2020-23
2.	45	Brett Minnich	2021-23
	45	Blake Allemand	2013-15
4.	43	Ryan Targac	2021-23
5.	39	Hunter Coleman	2017-21
	39	Hunter Melton	2013-16
7.	37	Nick Banks	2014-16
	37	Ryne Birk	2014-16
9.	35	Jack Moss	2022-23
10.	32	Will Frizzell	2018-21

INDIVIDUAL SEC CAREER RECORDS

HITTING STREAK

NO.	GM	PLAYER	YEAR
1.	24	Boomer White	2016
2.	15	Nick Banks	2015
3.	14	Austin Homan	2016
4.	12	Jackson Appel	2024
	12	Gavin Grahovac	2024
	12	Logan Taylor	2015

REACHED BASE STREAK

NO.	GM	PLAYER	YEAR
1.	30	Dylan Rock	2022
2.	25	Ali Camarillo	2024
3.	24	Boomer White	2016
4.	21	Logan Taylor	2015
	21	Mikey Reynolds	2013
6.	20	Braden Montgomery	2024
7.	19	Jackson Appel	2024
	19	Ted Burton	2024
	19	Hayden Schott	2024
	19	Nick Banks	2015

APPEARANCES

NO.	APP.	PITCHER	YEAR
1.	47	Andrew Vinson	2013-16
2.	36	Joseph Menefee	2019-22
3.	35	Ty Schlottman	2013-16
4.	32	Chandler Jozwiak	2018-21
5.	31	Evan Aschenbeck	2023-24
	31	Mitchell Kilkenny	2016-18
7.	29	Will Johnston	2021-23
8.	28	Nathan Dettmer	2021-23
	28	Kaylor Chafin	2016-18
	28	Jason Jester	2013-14

WINS

NO.	WINS	PITCHER	YEAR
1.	11	Grayson Long	2013-15
2.	9	Andrew Vinson	2013-16
3.	8	Evan Aschenbeck	2023-24
	8	Joseph Menefee	2019-22
	8	John Doxakis	2017-19
6.	7	Kaylor Chafin	2016-18
	7	Brigham Hill	2015-17
	7	Kyle Simonds	2015-16

INNINGS PITCHED

NO.	IP	PITCHER	YEAR
1.	139.2	Daniel Mengden	2013-14
2.	131.2	John Doxakis	2017-19
3.	124.1	Grayson Long	2013-15
4.	120.1	Stephen Kolek	2016-18
5.	119.2	Nathan Dettmer	2021-23
6.	114.1	Brigham Hill	2015-17

7.	91.0	Andrew Vinson	2013-16
8.	87.2	Mitchell Kilkenny	2016-18
9.	86.1	Kyle Simonds	2015-16
10.	77.1	Joseph Menefee	2019-22

COMPLETE GAMES

NO.	CG	PITCHER	YEAR
1.	2	Asa Lacy	2018-19
	2	Kyle Simonds	2015-16
	2	Daniel Mengden	2013-14

STRIKEOUTS

NO.	K	PITCHER	YEAR
1.	124	John Doxakis	2017-19
2.	122	Brigham Hill	2015-17
3.	114	Daniel Mengden	2013-14
4.	112	Grayson Long	2013-15
5.	111	Joseph Menefee	2019-22
6.	99	Nathan Dettmer	2021-23
7.	97	Stephen Kolek	2016-18
8.	91	Asa Lacy	2018-19
9.	90	Andrew Vinson	2013-16
10.	84	Evan Aschenbeck	2023-24

EARNED RUN AVERAGE

(minimum 40.0 IP & completed career)

NO.	ERA	PITCHER	YEAR
1.	2.37	Andrew Vinson (91.0 IP/24 ER)	2013-16
2.	2.55	Corbin Martin (67.0 IP/19 ER)	2015-17
3.	2.77	Daniel Mengden (139.2 IP/43 ER)	2013-14
4.	2.93	Kaylor Chafin (55.1 IP/18 ER)	2016-18
5.	2.96	Evan Aschenbeck (76.0 IP/25 ER)	2023-24
6.	3.24	Asa Lacy (66.2 IP/24 ER)	2018-19
7.	3.35	John Doxakis (131.2 IP/49 ER)	2017-19
8.	3.65	Kyle Simonds (86.1 IP/35 ER)	2015-16
9.	3.69	Grayson Long (124.1 IP/51 ER)	2013-15
10.	3.70	Mitchell Kilkenny (87.2/36 ER)	2016-18
	3.70	Brigham Hill (114.1 IP/47 ER)	2015-17

SAVES

NO.	SV	PITCHER	YEAR
1.	8	Jason Jester	2013-14
2.	7	Mitchell Kilkenny	2016-18
3.	6	Will Johnston	2021-23
	6	Kasey Kalich	2019
	6	Nolan Hoffman	2018
6.	5	Evan Aschenbeck	2023-24
	5	Chandler Jozwiak	2018-21
	5	Mark Ecker	2014-16
	5	Andrew Vinson	2013-16

TEAM SEC SINGLE-GAME RECORDS - HITTING

MOST AT-BATS

RK	AB	OPPONENT	DATE
1.	52	vs Tennessee	4/23/17
2.	49	vs Mississippi St.....	4/30/21
	49	vs Missouri.....	3/30/19
4.	47	at Kentucky.....	3/24/19
5.	46	vs Florida.....	3/21/14
6.	45	at Alabama.....	4/19/24
	45	at Georgia.....	4/16/22
8.	44	at Arkansas.....	4/30/16
	44	vs Florida.....	3/23/14

MOST RUNS SCORED

RK	R	OPPONENT	DATE
1.	23	at Georgia.....	4/16/22
2.	19	Georgia.....	4/27/24
3.	18	at Alabama.....	4/19/24
4.	17	vs Kentucky.....	4/9/22
	17	at Kentucky.....	3/24/19
6.	16	vs South Carolina.....	5/7/22
7.	15	vs Florida.....	5/6/23
	15	at Mississippi State.....	5/20/23
	15	vs Georgia.....	4/9/16
	15	vs South Carolina.....	5/9/15

MOST HITS

RK	H	OPPONENT	DATE
1.	19	at Georgia.....	4/16/22
	19	at Kentucky.....	3/23/19
3.	18	at Alabama.....	4/19/24
4.	17	Vanderbilt.....	4/12/24
	17	at LSU.....	3/20/22
	17	at Mississippi State.....	4/17/16
	17	at Mississippi State.....	4/16/16
	17	at Auburn.....	3/19/16
	17	vs Missouri.....	3/29/15

MOST RUNS BATTED IN

RK	RBI	OPPONENT	DATE
1.	23	at Georgia.....	4/16/22
2.	19	Georgia.....	4/27/24
3.	18	at Alabama.....	4/19/24
4.	16	vs Kentucky.....	4/9/22
	16	at Kentucky.....	3/24/19
6.	15	Vanderbilt.....	4/12/24
	15	at Mississippi State.....	5/20/23
	15	vs South Carolina.....	5/6/22
9.	14	at LSU.....	5/5/24
	14	vs Florida.....	5/6/23
	14	vs South Carolina.....	5/9/15
	14	vs Missouri.....	3/29/15

MOST DOUBLES

RK	2B	OPPONENT	DATE
1.	6	vs Ole Miss.....	4/1/23
	6	vs Arkansas.....	3/18/15
2.	5	at Alabama.....	4/19/24
	5	Auburn.....	3/29/24
	5	at Georgia.....	4/16/22
	5	at Kentucky.....	3/24/19
	5	at Auburn.....	3/19/16
	5	vs South Carolina.....	5/9/15

MOST TRIPLES

RK	3B	OPPONENT	DATE
1.	3	vs Kentucky.....	4/9/22
	3	at Vanderbilt.....	4/11/14
4.	2	at Auburn.....	3/18/18
	2	at Auburn.....	3/20/16

MOST HOME RUNS

RK	HR	OPPONENT	DATE
1.	6	Georgia.....	4/27/24
	6	vs Alabama.....	5/12/2023
3.	5	Vanderbilt.....	4/12/24
	5	Auburn.....	3/29/24
	5	vs South Carolina.....	5/6/22
	5	vs Georgia.....	4/9/16
	5	vs South Carolina.....	5/9/15
8.	4	at Alabama.....	4/19/24
	4	at Alabama.....	4/19/24
	4	at Ole Miss.....	5/21/22
	4	at Mississippi State.....	5/20/23
	4	vs Missouri.....	4/15/23
	4	vs Ole Miss.....	3/31/23

MOST WALKS

RK	BB	OPPONENT	DATE
1.	15	at Mississippi State.....	5/20/23
2.	13	at Auburn (G1).....	4/7/23
3.	12	at Auburn (G2).....	4/7/23
4.	10	at LSU.....	5/5/24
	10	vs Florida.....	5/6/23
	10	vs Missouri.....	4/13/23
	10	vs South Carolina.....	5/6/22
	10	at Georgia.....	4/14/22
	10	at LSU.....	3/19/22
10.	9	Auburn.....	3/30/24
	9	at Florida.....	3/16/24
	9	at Ole Miss.....	5/19/22
	9	vs Vanderbilt.....	3/16/19
	9	vs Auburn.....	3/14/15

MOST STOLEN BASES

RK	SB	OPPONENT	DATE
1.	6	at South Carolina.....	4/6/24
	6	vs LSU.....	3/24/16
3.	5	at Mississippi State.....	5/18/23
	5	vs Missouri.....	4/13/23
	5	at Auburn (G2).....	4/7/23
	5	vs Ole Miss.....	4/1/23
	5	at Ole Miss.....	5/21/22
	5	vs South Carolina.....	5/6/22
	5	at LSU.....	3/19/22
	5	vs Alabama.....	4/14/18

TEAM SEC SINGLE-SEASON RECORDS

AT-BATS

NO.	AB	YEAR
1.	1072	2022
2.	1053	2016
3.	1049	2024
4.	1043	2021
5.	1040	2014

RUNS

NO.	RUNS	YEAR
1.	234	2024
2.	233	2022
3.	208	2023
4.	186	2016
5.	185	2015

HITS

NO.	HITS	YEAR
1.	320	2016
2.	311	2022
3.	298	2024
4.	290	2015
5.	284	2014

BATTING AVERAGE

NO.	AVG	YEAR
1.	.311	2015
2.	.304	2016
3.	.290	2022
4.	.284	2024
5.	.273	2014

RUNS BATTED IN

NO.	RBI	YEAR
1.	225	2024
2.	221	2022
3.	190	2023
4.	178	2015
5.	176	2016

DOUBLES

NO.	2B	YEAR
1.	59	2022
2.	56	2016
3.	53	2024
4.	47	2021
5.	46	2015

TRIPLES

NO.	3B	YEAR
1.	8	2019
2.	7	2022
3.	6	2014
4.	5	2018
	5	2016
	5	2013

HOME RUNS

NO.	HR	YEAR
1.	68	2024
2.	52	2023
3.	44	2022
4.	31	2015
5.	30	2021

STOLEN BASES

NO.	SB	YEAR
1.	46	2023
2.	38	2016
3.	33	2021
4.	32	2022
	32	2013

WALKS

NO.	ERA	YEAR
1.	183	2023
2.	172	2022
3.	142	2024
4.	117	2015
5.	115	2016

EARNED RUN AVERAGE

NO.	ERA	YEAR
1.	3.30	2019
2.	3.65	2017
3.	3.81	2016
4.	4.19	2015
5.	4.30	2013

STRIKEOUTS

NO.	SO	YEAR
1.	324	2019
2.	289	2024
3.	285	2022
4.	267	2017
5.	263	2023

OPPONENT BATTING AVERAGE

NO.	OAVG.	YEAR
1.	.239	2019
2.	.249	2021
3.	.250	2016
4.	.251	2017
5.	.257	2024

SAVES

NO.	SV	YEAR
1.	9	2016
2.	8	2019
	8	2018
	8	2017
	8	2015

COMPLETE GAMES

NO.	CG	YEAR
1.	2	2019
	2	2016

SEC/BIG 12 YEARLY PITCHING LEADERS

APPEARANCES

YEAR	PLAYER	APPS.
1997	Casey Fossum	15
1998	R. Rupe/C. Fossum/M. Ward	10
1999	Chris Russ	13
2000	K. Ballouli/G. Gregg/T. Deininger/B. Strelitz	10
2001	Chris Russ	15
2002	Logan Kensing	13
2003	Scott Beerer	11
2004	Jason Meyer	10
2005	Clayton Turner	12
2006	Hart Hering	14
2007	Kyle Thebeau	14
2008	Kyle Thebeau	16
2009	Nick Fleece/Alex Wilson	13
2010	John Stilson	13
2011	Nick Fleece	12
2012	Kyle Martin	16
2013 - SEC	Jason Jester	16
2014 - SEC	Andrew Vinson	13
2015 - SEC	Andrew Vinson	17
2016 - SEC	Brigham Hill	12
2017 - SEC	Mitchell Kilkeny	15
2018 - SEC	Nolan Hoffman	16
2019 - SEC	Bryce Miller	17
2020	no SEC games played	
2021 - SEC	Chandler Jozwiak	16
2022 - SEC	Jacob Palisch	14
2023 - SEC	Evan Aschenbeck/Brandyn Garcia/Will Johnston	14
2024 - SEC	Evan Aschenbeck	17

WINS

YEAR	PLAYER	WINS
1997	Ryan Rupe	6
1998	Ryan Rupe/Casey Fossum	7
1999	Chris Russ/Casey Fossum	6
2000	Khalid Ballouli/Todd Deininger/Chris Russ	3
2001	Justin Moore	5
2002	Khalid Ballouli/Logan Kensing	3
2003	Scott Beerer	4
2004	Zach Jackson	5
2005	Chance Corgan	3
2006	Jason Meyer	3
2007	Kyle Nicholson	7
2008	Travis Starling	6
2009	Brooks Raley	4
2010	Barret Loux	6
2011	Ross Stripling	8
2012	Ross Stripling	6
2013 - SEC	Daniel Mengden	4
2014 - SEC	Grayson Long	5
2015 - SEC	Grayson Long	6
2016 - SEC	Kyle Simonds	5
2017 - SEC	Kaylor Chafin	5
2018 - SEC	Mitchell Kilkeny	4
2019 - SEC	John Doxakis	4
2020	no SEC games played	
2021 - SEC	Dustin Saenz	3
2022 - SEC	Joseph Menefee	5
2023 - SEC	Evan Aschenbeck	5
2024 - SEC	Chris Cortez/Ryan Prager	4

INNINGS PITCHED

YEAR	PLAYER	IP
1997	Matt Blank	65.2
1998	Casey Fossum	82.1
1999	Casey Fossum	75.2
2000	Khalid Ballouli	63.0
2001	Justin Moore	52.2
2002	Justin Moore	53.0
2003	Logan Kensing	43.2
2004	Zach Jackson	65.2
2005	Jason Meyer	42.2
2006	Jason Meyer	52.2
2007	Kyle Nicholson	66.2
2008	Brooks Raley	58.0
2009	Brooks Raley	64.2
2010	Barret Loux	60.2
2011	Ross Stripling	65.0
2012	Ross Stripling	64.1
2013 - SEC	Daniel Mengden	71.2
2014 - SEC	Daniel Mengden	68.0
2015 - SEC	Grayson Long	57.1
2016 - SEC	Kyle Simonds	57.0
2017 - SEC	Brigham Hill	59.1
2018 - SEC	Mitchell Kilkeny	59.1
2019 - SEC	John Doxakis	64.2
2020	no SEC games played	
2021 - SEC	Dustin Saenz	58.0
2022 - SEC	Nathan Dettmer	55.0
2023 - SEC	Nathan Dettmer	42.2
2024 - SEC	Ryan Prager	53.0

STRIKEOUTS

YEAR	PLAYER	SO
1997	Casey Fossum	62
1998	Ryan Rupe	98
1999	Casey Fossum	91
2000	Khalid Ballouli	47
2001	Todd Deininger	46
2002	Khalid Ballouli	41
2003	Kyle Parcus	32
2004	Zach Jackson	76
2005	Robert Ray	32
2006	Jason Meyer	36
2007	Kyle Nicholson	56
2008	Barret Loux	49
2009	Brooks Raley	67
2010	Barret Loux	75
2011	Michael Wacha	62
2012	Ross Stripling	58
2013 - SEC	Daniel Mengden	56
2014 - SEC	Daniel Mengden	58
2015 - SEC	Grayson Long	68
2016 - SEC	Brigham Hill	54
2017 - SEC	Brigham Hill	64
2018 - SEC	Mitchell Kilkeny	51
2019 - SEC	Asa Lacy	78
2020	no SEC games played	
2021 - SEC	Dustin Saenz	68
2022 - SEC	Joseph Menefee	52
2023 - SEC	Evan Achenbeck/Will Johnston	43
2024 - SEC	Ryan Prager	64

SEC/BIG 12 YEARLY PITCHING LEADERS

SAVES

YEAR	PLAYER	SAVES
1997	Casey Fossum	4
1998	Eric French	2
1999	Chris Russ	2
2000	Chris Russ	2
2001	Chris Russ	5
2002	Logan Kensing	1
2003	Scott Beerer	6
2004	D. Donaldson/J. Meyer/B. Rampy/R. Ray	1
2005	Clayton Turner/Kevin Whelan	2
2006	Matt Ueckert/Anthony Vasquez	1
2007	Kyle Thebeau	3
2008	Travis Starling	3
2009	Nick Fleece	5
2010	John Stilson	4
2011	Joaquin Hinojosa	5
2012	Kyle Martin	4
2013 - SEC	Jason Jester	7
2014 - SEC	Ty Schlottmann	2
2015 - SEC	Andrew Vinson	3
2016 - SEC	Mark Ecker	3
2017 - SEC	Mitchell Kilkeny	7
2018 - SEC	Nolan Hoffman	6
2019 - SEC	Kasey Kalich	6
2020	no SEC games played	
2021 - SEC	Chandler Jozwiak	4
2022 - SEC	Will Johnston/Jacob Palisch	3
2023 - SEC	Will Johnston	3
2024 - SEC	Evan Aschenbeck	4

STARTS

YEAR	PLAYER	STARTS
1997	Matt Blank	10
1998	Ryan Rupe/Casey Fossum/Matt Ward	10
1999	Casey Fossum/Chance Caple	10
2000	Khalid Ballouli	10
2001	Justin Moore/Matt Farnum	8
2002	Khalid Ballouli	9
2003	Zach Dixon	9
2004	Zach Jackson	9
2005	Jason Meyer/Chance Corgan	8
2006	Jason Meyer	7
2007	David Newmann	9
2008	Barret Loux/Brooks Raley	8
2009	Brooks Raley	9
2010	Barret Loux/Ross Stripling	9
2011	Ross Stripling/Michael Wacha	9
2012	Michael Wacha/Ross Stripling/Rafael Pineda	8
2013 - SEC	Daniel Mengden	10
2014 - SEC	Daniel Mengden/Grayson Long	10
2015 - SEC	Grayson Long	10
2016 - SEC	Kyle Simonds	10
2017 - SEC	Brigham Hill/Stephen Kolek	10
2018 - SEC	John Doxakis/Mitchell Kilkeny/Stephen Kolek	10
2019 - SEC	John Doxakis	10
2020	no SEC games played	
2021 - SEC	Dustin Saenz	10
2022 - SEC	Nathan Dettmer	10
2023 - SEC	Nathan Dettmer	10
2024 - SEC	Ryan Prager	10

COMPLETE GAMES

YEAR	PLAYER	CG
1997	Matt Blank	4
1998	Ryan Rupe	6
1999	Casey Fossum	5
2000	Khalid Ballouli/Todd Deininger	2
2001	Justin Moore	2
2002	Justin Moore/Kyle Parcus	2
2003	Logan Kensing	2
2004	Zach Jackson	4
2005	none	
2006	Jason Meyer	1
2007	Kyle Nicholson	2
2008	Brooks Raley/Clayton Ehlert	1
2009	Brooks Raley/Ross Hales	1
2010	Barret Loux	1
2011	Ross Stripling	3
2012	Ross Stripling	2
2013 - SEC	Daniel Mengden	1
2014 - SEC	Daniel Mengden	1
2015 - SEC	none	
2016 - SEC	Kyle Simonds	2
2017 - SEC	none	
2018 - SEC	Mitchell Kilkeny	1
2019 - SEC	Asa Lacy	2
2020	no SEC games played	
2021 - SEC	none	
2022 - SEC	none	
2023 - SEC	none	
2024 - SEC	Ryan Prager	1

EARNED RUN AVERAGE

YEAR	PLAYER (MINIMUM 1 IP/TEAM GAME)	ERA	IP
1997	Ryan Rupe	4.71	63.0
1998	Ryan Rupe	2.96	79.0
1999	Matt Ward	2.83	47.2
2000	Khalid Ballouli	3.86	63.0
2001	Justin Moore	3.42	52.2
2002	Kyle Parcus	3.72	29.0
2003	Kyle Parcus	3.38	40.0
2004	Jason Meyer	2.52	64.1
2005	Jason Meyer	3.59	42.2
2006	Jason Meyer	2.73	52.2
2007	Kyle Nicholson	2.03	66.2
2008	Travis Starling	2.86	28.1
2009	Brooks Raley	3.34	64.2
2010	Barret Loux	1.17	30.2
2011	John Stilson	2.03	57.2
2012	Kyle Martin	2.45	29.1
2013 - SEC	Daniel Mengden	1.88	71.2
2014 - SEC	Daniel Mengden	3.71	68.0
2015 - SEC	Andrew Vinson	1.45	37.1
2016 - SEC	Brigham Hill	2.63	51.1
	Mark Ecker*	0.00	29.0
2017 - SEC	Kaylor Chafin	1.96	36.2
2018 - SEC	Mitchell Kilkeny	3.79	59.1
2019 - SEC	John Doxakis	2.23	64.2
2020	no SEC games played		
2021 - SEC	Chandler Jozwiak	4.15	34.2
2022 - SEC	Jacob Palisch	2.35	30.2
2023 - SEC	Evan Aschenbeck	3.69	39.0
2024 - SEC	Evan Aschenbeck	2.19	37.0

* - came one inning shy of minimum

SEC/BIG 12 YEARLY HITTING LEADERS

AT-BATS

YEAR	PLAYER	AT BATS
1997	Jason Tyner	132
1998	Jason Tyner	134
1999	Steven Truitt	118
2000	Ryan Wardinsky	111
2001	Ryan Wardinsky	113
2002	Neal Stephenson	108
2003	Scott Beerer	114
2004	Austin Boggs	109
2005	Cliff Pennington	107
2006	Austin Boggs	94
2007	Brandon Hicks	121
2008	José Duran	118
2009	Luke Anders/Kyle Colligan	102
2010	Brodie Greene	113
2011	Krey Bratsen	108
2012	Tyler Naquin	100
2013 - SEC	Blake Allemand	106
2014 - SEC	Cole Lankford	124
2015 - SEC	Mitchell Nau	111
2016 - SEC	J.B. Moss	127
2017 - SEC	Braden Shewmake	127
2018 - SEC	Michael Helman	118
2019 - SEC	Braden Shewmake	121
2020	no SEC games played	
2021 - SEC	Ray Alejo	128
2022 - SEC	Jack Moss	134
2023 - SEC	Jack Moss	122
2024 - SEC	Gavin Grahovac	134

HITS

YEAR	PLAYER	HITS
1997	Jason Stephens	50
1998	Jason Tyner	61
1999	Steven Truitt	43
2000	David Evans	34
2001	Ryan Wardinsky	32
2002	Neal Stephenson	33
2003	Justin Ruggiano/Cliff Pennington	39
2004	Cory Patton	35
2005	Cliff Pennington	36
2006	Jose Salazar	28
2007	Parker Dalton	36
2008	José Duran	51
2009	Brodie Greene	36
2010	Brodie Greene	33
2011	Tyler Naquin	42
2012	Tyler Naquin	35
2013 - SEC	Krey Bratsen	35
2014 - SEC	Nick Banks	41
2015 - SEC	Logan Taylor	40
2016 - SEC	Boomer White	*57
2017 - SEC	Braden Shewmake	39
2018 - SEC	Michael Helman	40
2019 - SEC	Braden Shewmake	35
2020	no SEC games played	
2021 - SEC	Will Frizzell	39
2022 - SEC	Austin Bost	45
2023 - SEC	Jack Moss	45
2024 - SEC	Gavin Grahovac	40

* - SEC Record

BATTING AVERAGE

YEAR	PLAYER (MINIMUM 2.5 AB/GAME)	AVG.
1997	Jason Stephens	.407
1998	Jason Tyner	.455
1999	Shawn Schumacher	.398
2000	Carlos Sepulveda	.347
2001	Jeff Freeman	.337
2002	Justin Pouk	.321
2003	Justin Ruggiano	.379
2004	Cory Patton	.372
2005	Cliff Pennington	.336
2006	Jose Salazar	.326
2007	Parker Dalton	.375
2008	José Duran	.432
2009	Brodie Greene	.375
2010	Matt Juengel	.380
2011	Tyler Naquin	.404
2012	Tyler Naquin	.350
2013 - SEC	Krey Bratsen	.340
2014 - SEC	Nick Banks	.360
2015 - SEC	Logan Taylor	.370
2016 - SEC	Boomer White	.471
2017 - SEC	Nick Choruby	.311
2018 - SEC	Michael Helman	.339
2019 - SEC	Braden Shewmake	.289
2020	no SEC games played	
2021 - SEC	Will Frizzell	.351
2022 - SEC	Austin Bost	.385
2023 - SEC	Jack Moss	.369
2024 - SEC	Jace LaViolette	.308

RUNS SCORED

YEAR	PLAYER	RUNS
1997	Jason Tyner	31
1998	Jason Tyner	37
1999	Daylan Holt	32
2000	David Evans	18
2001	Ryan Wardinsky	17
2002	Neal Stephenson	22
2003	Erik Schindewolf	26
2004	Coby Mavroulis	22
2005	Cliff Pennington	18
2006	Blake Stouffer	18
2007	Brandon Hicks	25
2008	Kyle Colligan	32
2009	Kyle Colligan	29
2010	Brodie Greene	19
2011	Tyler Naquin	26
2012	Mikey Reynolds	21
2013 - SEC	Mikey Reynolds	15
2014 - SEC	Blake Allemand	22
2015 - SEC	Blake Allemand	26
2016 - SEC	J.B. Moss	28
2017 - SEC	Nick Choruby	26
2018 - SEC	Michael Helman	27
2019 - SEC	Bryce Blaum	23
2020	no SEC games played	
2021 - SEC	Will Frizzell	25
2022 - SEC	Dylan Rock	42
2023 - SEC	Jace LaViolette	31
2024 - SEC	Gavin Grahovac/Jace LaViolette	38

SEC/BIG 12 YEARLY HITTING LEADERS

DOUBLES

YEAR	PLAYER	2B
1997	Jason Stephens	13
1998	Steven Truitt	13
1999	Sean Heaney	12
2000	David Evans	8
2001	Ryan Wardinsky	5
2002	Neal Stephenson	8
2003	Justin Ruggiano	12
2004	Coby Mavroulis	9
2005	Cliff Pennington	6
2006	Austin Boggs	8
2007	Blake Stouffer	7
2008	Kyle Colligan	9
2009	Brodie Greene	8
2010	Adam Smith	6
2011	Jacob House	7
2012	Tyler Naquin	8
2013 - SEC	Cole Lankford/Mikey Reynolds	7
2014 - SEC	Logan Taylor	8
2015 - SEC	Blake Allemand	8
2016 - SEC	Boomer White	13
2017 - SEC	Cole Bedford	8
2018 - SEC	Michael Helman	7
2019 - SEC	Mikey Hoehner/Braden Shewmake	6
2020	no SEC games played	
2021 - SEC	Ray Alejo	8
2022 - SEC	Jack Moss	10
2023 - SEC	Trevor Werner	8
2024 - SEC	Jace LaViolette	10

TRIPLES

YEAR	PLAYER	3B
1997	Jason Stephens/Pat Malone	2
1998	John Scheschuk	4
1999	Steven Truitt	3
2000	Chris Russ	2
2001	Ryan Wardinsky	2
2002	Eric Reed	2
2003	Justin Ruggiano	2
2004	Austin Boggs/Cory Patton	2
2005	Cliff Pennington	2
2006	Adam Hale	3
2007	Ben Feltner	2
2008	Ben Feltner	3
2009	Kyle Colligan	2
2010	Brodie Greene	3
2011	Krey Bratsen/Matt Juengel/Tyler Naquin	2
2012	Tyler Naquin/Blake Allemand	2
2013 - SEC	five players	1
2014 - SEC	six players	1
2015 - SEC	four players	1
2016 - SEC	J.B. Moss	2
2017 - SEC	Nick Choruby/Logan Foster/Walker Pennington	1
2018 - SEC	Braden Shewmake	2
2019 - SEC	Cam Blake	3
2020	no SEC games played	
2021 - SEC	Ray Alejo/Mikey Hoehner	1
2022 - SEC	Kole Kaler/Ryan Targac	2
2023 - SEC	Jace LaViolette	2
2024 - SEC	Caden Sorrell/Hayden Schott/Jackson Appel/Travis Chestnut	1

HOME RUNS

YEAR	PLAYER	HR
1997	Johnny Hunter	12
1998	Craig Kuzmic	14
1999	Daylan Holt	16
2000	Daylan Holt	8
2001	Neal Stephenson	4
2002	Neal Stephenson	8
2003	Cory Patton/Scott Beerer	7
2004	Cory Patton	8
2005	Austin Boggs/Coby Mavroulis	4
2006	Adam Hale	4
2007	Luke Anders	7
2008	Luke Anders	9
2009	Kyle Colligan	9
2010	Kevin Gonzalez/Brodie Greene/Matt Juengel	4
2011	Adam Smith	4
2012	Jacob House	5
2013 - SEC	Cole Lankford/Hunter Melton/Troy Stein	2
2014 - SEC	Logan Nottebrok	3
2015 - SEC	Ryne Birk/Hunter Melton/Logan Taylor	5
2016 - SEC	Hunter Melton	7
2017 - SEC	Braden Shewmake	7
2018 - SEC	Will Frizzell	4
2019 - SEC	Braden Shewmake	4
2020	no SEC games played	
2021 - SEC	Will Frizzell	12
2022 - SEC	Dylan Rock	13
2023 - SEC	Jace LaViolette	14
2024 - SEC	Braden Montgomery	15

RUNS BATTED IN

YEAR	PLAYER	RBI
1997	Johnny Hunter	31
1998	John Scheschuk	45
1999	Daylan Holt	40
2000	Daylan Holt	26
2001	Jeff Freeman/Ryan Wardinsky	14
2002	Neal Stephenson	27
2003	Justin Ruggiano	29
2004	Cory Patton	26
2005	Cliff Pennington/Andrew Baldwin	15
2006	Adam Hale	15
2007	Blake Stouffer	29
2008	Darby Brown	34
2009	Joe Patterson	24
2010	Adam Smith	17
2011	Matt Juengel	20
2012	Jacob House	24
2013 - SEC	Blake Allemand	17
2014 - SEC	Cole Lankford	18
2015 - SEC	Logan Taylor	28
2016 - SEC	Hunter Melton	33
2017 - SEC	Braden Shewmake	34
2018 - SEC	Logan Foster	22
2019 - SEC	Braden Shewmake	20
2020	no SEC games played	
2021 - SEC	Will Frizzell	29
2022 - SEC	Ryan Targac	41
2023 - SEC	Jace LaViolette	36
2024 - SEC	Braden Montgomery	37

SEC/BIG 12 YEARLY HITTING LEADERS

TOTAL BASES

YEAR	PLAYER	TB
1997	Johnny Hunter	80
1998	Craig Kuzmic	91
1999	Daylan Holt	97
2000	Daylan Holt	59
2001	Ryan Wardinsky	44
2002	Neal Stephenson	67
2003	Justin Ruggiano	73
2004	Cory Patton	67
2005	Cliff Pennington	52
2006	Kyle Colligan/Adam Hale	37
2007	Brandon Hicks	56
2008	José Duran	72
2009	Kyle Colligan	63
2010	Brodie Greene	56
2011	Tyler Naquin	55
2012	Tyler Naquin	53
2013 - SEC	Cole Lankford	49
2014 - SEC	Nick Banks	53
2015 - SEC	Logan Taylor	60
2016 - SEC	Boomer White	79
2017 - SEC	Braden Shewmake	65
2018 - SEC	Michael Helman	56
2019 - SEC	Braden Shewmake	57
2020	no SEC games played	
2021 - SEC	Will Frizzell	81
2022 - SEC	Dylan Rock	85
2023 - SEC	Jace LaViolette	86
2024 - SEC	Gavin Grahovac	87

STOLEN BASES

YEAR	PLAYER	SB
1997	Jason Tyner	20
1998	Jason Tyner	21
1999	Steven Truitt	10
2000	Chris Russ	9
2001	Eddie Lang	9
2002	Eric Reed	8
2003	Erik Schindewolf	8
2004	Justin Ruggiano	3
2005	Cliff Pennington	16
2006	Jose Salazar/Parker Dalton	6
2007	Ben Feltner	11
2008	Kyle Colligan	7
2009	Brooks Raley	10
2010	Scott Arthur/Brodie Greene	11
2011	Krey Bratsen	15
2012	Mikey Reynolds	8
2013 - SEC	Krey Bratsen	8
2014 - SEC	Krey Bratsen	11
2015 - SEC	Nick Banks	4
2016 - SEC	J.B. Moss	10
2017 - SEC	Nick Choruby	5
2018 - SEC	Michael Helman	10
2019 - SEC	Bryce Blaum	8
2020	no SEC games played	
2021 - SEC	Ray Alejo	9
2022 - SEC	Ryan Targac	7
2023 - SEC	Jace LaViolette	11
2024 - SEC	Jackson Appel	6

WALKS

YEAR	PLAYER	BB
1997	Johnny Hunter	25
1998	Steve Scarborough	18
1999	John Scheschuk	22
2000	Daylan Holt	21
2001	Jeff Freeman	14
2002	Coby Mavroulis	13
2003	Justin Ruggiano	16
2004	Craig Stinson	17
2005	Cliff Pennington	15
2006	Blake Stouffer	13
2007	Blake Stouffer	15
2008	Dane Carter	18
2009	Brooks Raley	21
2010	Andrew Collazo	12
2011	Tyler Naquin	17
2012	Blake Allemand	12
2013 - SEC	Jace Statum	14
2014 - SEC	Blake Allemand	17
2015 - SEC	Ryne Birk	18
2016 - SEC	Nick Banks	16
2017 - SEC	Nick Choruby	19
2018 - SEC	Hunter Coleman	16
2019 - SEC	Mikey Hoehner	15
2020	no SEC games played	
2021 - SEC	Bryce Blaum/Will Frizzell	19
2022 - SEC	Dylan Rock	31
2023 - SEC	Austin Bost/Jace LaViolette	24
2024 - SEC	Braden Montgomery	25

GAMES PLAYED

YEAR	PLAYER	GAMES
1997	Six players	30
1998	Tyner/Kuzmic/Sandusky/Scarborough/Heaney	30
1999	S. Truitt/D. Holt/J. Scheschuk/S. Scarborough	29
2000	Daylan Holt/Ryan Wardinsky	30
2001	Ryan Wardinsky	30
2002	N. Stephenson/E. Reed/M. Alexander	27
2003	Six players	27
2004	Mavroulis/C. Stinson/Pennington/Boggs	26
2005	C. Pennington/R. Hill/J. Pouk/P. Dalton	27
2006	Jose Salazar/Blake Stouffer	27
2007	Anders/Dalton/Colligan/Hicks/Stouffer	26
2008	seven players with	27
2009	Anders/Colligan/Raley/Gonzalez	27
2010	Brodie Greene	27
2011	Bratsen/House/Jackson/Juengel/Naquin	27
2012	Eight players	24
2013 - SEC	Blake Allemand/Krey Bratsen	29
2014 - SEC	Nick Banks/Cole Lankford/Jace Statum	30
2015 - SEC	Allemand/Banks/Melton/Nau/Taylor	28
2016 - SEC	Banks/Birk/Melton/Moss/White	30
2017 - SEC	Choruby/Homan/Janca/Shewmake	30
2018 - SEC	Zach DeLoach/Michael Helman	30
2019 - SEC	Bryce Blaum/Braden Shewmake	30
2020	no SEC games played	
2021 - SEC	Alejo/Blaum/Frizzell/Harrison	30
2022 - SEC	Bost/Claunch/Kaler/Minnich/Moss/Rock/Targac	30
2023 - SEC	Bost/Haas/LaViolette/Moss/Targac	30
2024 - SEC	Six Tied	30

YEAR-BY-YEAR SEC/BIG 12 TEAM PITCHING STATS

Year	Record	ERA	CG	SHO/CBO	SV	IP	H	R	ER	BB	SO	2B	3B	HR	AB	B/Avg	WP	HBP	BK	SFA	SHA	
1997	19-11	5.30	9	2/2	7	263.1	314	196	155	111	247	62	7	36	1216	.297	20	23	9	13	10	
1998	21-9	3.97	13	1/0	2	265.1	249	145	117	65	275	46	7	34	1117	.246	20	24	5	6	8	
1999	23-6	3.87	9	1/0	2	255.2	260	136	110	100	239	35	6	30	1128	.264	14	22	4	8	11	
2000	11-19	5.17	5	0/0	4	256.0	299	181	147	115	201	46	2	23	1020	.293	14	26	2	8	22	
2001	15-15	4.61	4	2/0	5	267.1	286	157	137	83	211	41	7	19	1041	.275	21	30	0	10	12	
2002	13-14	4.55	4	0/0	1	233.1	261	151	118	88	181	38	7	16	925	.282	19	31	6	11	15	
2003	19-8	3.86	2	0/0	9	240.0	272	119	103	87	197	34	5	15	952	.286	12	26	3	4	14	
2004	14-12	4.73	5	3/0	4	228.1	228	132	120	104	210	36	4	11	862	.265	14	25	3	12	17	
2005	9-18	4.43	0	0/0	5	237.2	233	138	117	111	168	37	7	20	886	.263	20	28	0	8	18	
2006	6-20-1	4.37	1	0/0	2	234.2	252	135	114	86	173	47	5	13	899	.280	16	23	5	12	28	
2007	13-13	5.42	2	0/0	6	232.1	252	172	140	103	185	50	9	17	918	.275	18	37	5	13	13	
2008	19-8	4.36	2	1/1	5	249.2	259	140	121	90	197	55	5	19	963	.269	18	32	7	9	15	
2009	14-13	4.33	2	2/1	6	234.2	218	128	113	71	247	63	6	16	884	.247	19	24	4	6	18	
2010	14-12-1	4.42	2	1/0	4	248.2	254	144	122	100	251	54	6	22	978	.260	19	18	1	2	15	
2011	19-8	2.55	6	1/0	6	240.1	223	93	68	75	215	43	4	7	904	.247	22	20	1	2	17	
2012	16-8	3.52	4	1/0	5	222.1	221	101	87	55	182	34	0	10	855	.258	9	13	2	4	23	
2013 - SEC	13-16	4.30	1	0/0	7	249.0	261	132	119	78	165	43	4	21	951	.247	12	24	4	8	23	
2014 - SEC	14-16	4.36	1	1/1	4	268.1	309	142	130	79	220	52	7	9	1049	.295	23	23	5	16	30	
2015 - SEC	18-10	4.19	0	1/1	8	240.1	269	136	112	91	234	40	5	15	953	.282	8	21	3	6	17	
2016 - SEC	20-10	3.81	2	4/3	9	267.0	254	130	113	103	251	37	6	19	1015	.250	22	24	1	11	11	
2017 - SEC	16-14	3.65	0	1/1	8	271.0	258	129	110	93	267	51	4	20	1027	.251	22	24	0	5	20	
2018 - SEC	13-17	4.40	1	1/1	8	262.0	260	157	128	111	216	57	4	25	1024	.259	15	36	2	12	15	
2019 - SEC	16-13-1	3.30	2	3/2	8	264.2	240	112	97	102	324	41	2	25	1004	.239	25	21	0	5	11	
2020																						
2021 - SEC	9-21	6.35	0	0/0	4	266.1	318	219	188	137	259	43	1	48	1074	.296	24	48	0	13	15	
2022 - SEC	19-11	5.32	0	0/0	7	269.0	296	181	159	116	285	46	6	36	1084	.273	39	23	0	8	9	
2023 - SEC	14-16	7.37	0	0/0	5	256.1	282	223	210	173	264	53	5	38	985	.286	42	31	1	23	17	
2024 - SEC	19-11	4.72	1	4/3	6	261.0	261	148	137	92	289	35	1	49	1016	.257	15	29	0	9	4	

YEAR-BY-YEAR SEC/BIG 12 TEAM HITTING/FIELDING STATS

Year	Record	GP	AVG	AB	R	H	2B	3B	HR	RBI	TB	SLG%	BB	HBP	SO	OB%	SF	SH	SB-ATT	PO	A	E	FLD%	DPF	DPA
1997	19-11	30	.331	1081	218	358	74	9	35	200	555	.513	110	13	174	.396	12	14	56-76	790	318	41	.964	27	26
1998	21-9	30	.301	1077	222	324	59	13	49	206	556	.516	96	7	218	.359	10	6	45-62	796	302	42	.963	26	24
1999	23-6	29	.314	1037	227	326	63	11	56	210	579	.558	99	22	181	.381	14	8	39-52	767	311	42	.962	33	21
2000	11-19	30	.286	1041	169	298	47	6	29	152	444	.427	98	30	215	.363	6	11	30-46	768	319	58	.949	31	27
2001	15-15	30	.282	1062	151	299	38	5	22	140	413	.389	87	22	180	.346	9	21	31-47	802	340	49	.959	35	22
2002	13-14	27	.259	911	153	236	41	4	23	129	354	.389	79	26	184	.332	10	10	26-39	700	293	44	.958	18	20
2003	19-8	27	.303	960	168	291	61	3	30	153	448	.467	79	23	141	.366	12	15	21-29	720	273	30	.971	18	31
2004	14-12	26	.280	878	151	246	45	8	24	135	379	.432	98	17	123	.360	9	17	13-22	685	257	24	.975	21	28
2005	9-18	27	.254	925	99	235	33	5	15	92	323	.349	77	14	120	.320	4	16	35-49	713	334	32	.970	28	22
2006	6-20-1	27	.240	895	103	215	31	10	16	97	314	.351	69	16	175	.304	6	19	26-35	704	310	35	.967	23	14
2007	13-13	26	.293	907	160	266	39	3	33	151	410	.452	78	31	205	.365	11	21	44-54	697	308	51	.952	19	22
2008	19-8	27	.306	984	216	301	53	9	35	201	477	.485	123	51	215	.406	12	10	28-41	749	330	33	.970	28	24
2009	14-13	27	.275	897	153	247	34	4	36	140	397	.443	100	30	224	.364	8	21	27-45	704	258	21	.979	19	20
2010	14-12-1	27	.264	940	125	248	46	5	21	109	367	.390	94	45	217	.356	8	24	47-58	746	249	38	.963	13	19
2011	19-8	27	.290	883	139	256	38	12	9	127	345	.391	77	30	190	.363	11	36	39-55	721	274	28	.973	12	13
2012	16-8	24	.275	833	137	227	28	7	16	125	319	.383	86	31	169	.360	11	20	44-60	667	265	29	.970	13	13
2013 - SEC	13-16	29	.263	936	111	246	37	5	12	101	329	.351	76	16	211	.326	8	29	32-48	747	286	23	.978	21	33
2014 - SEC	14-16	30	.273	1040	147	284	44	6	10	129	370	.356	103	19	181	.346	12	26	25-34	805	311	31	.973	17	32
2015 - SEC	18-10	28	.311	933	185	290	46	4	31	178	437	.468	117	21	194	.395	13	22	15-22	721	269	40	.961	20	30
2016 - SEC	20-10	30	.304	1053	186	320	56	5	28	176	470	.446	115	19	213	.378	15	24	38-52	801	309	29	.975	19	23
2017 - SEC	16-14	30	.249	1020	141	254	42	3	25	129	377	.370	96	28	267	.329	6	22	20-36	813	352	26	.978	22	22
2018 - SEC	13-17	30	.255	1024	135	261	40	5	22	118	377	.368	98	20	243	.333	8	13	25-27	786	324	37	.968	20	24
2019 - SEC	16-13-1	30	.235	989	133	232	36	8	16	123	332	.336	83	20	228	.304	11	20	16-25	794	262	37	.966	14	15
2020																									
2021 - SEC	9-21	30	.249	1043	149	260	47	2	30	133	401	.384	108	23	280	.330	12	11	33-37	799	270	34	.969	21	17
2022 - SEC	19-11	30	.290	1072	233	311	59	7	44	221	516	.481	172	32	274	.398	18	3	32-43	807	300	35	.969	16	19
2023 - SEC	14-16	30	.270	993	208	268	43	3	52	190	473	.476	183	27	278	.391	18	2	46-54	769	284	20	.981	22	28
2024 - SEC	19-11	30	.284	1049	234	298	53	4	68	225	563	.537	142	25	306	.377	16	1	27-34	783	221	19	.981	15	15

NCAA POSTSEASON HISTORY

All-Time NCAA Appearances.....38
 All-Time NCAA Record.....104-85
 All-Time NCAA Record (Olsen Field/Blue Bell Park).....49-16

All-Time Regional Appearances.....34
 All-Time Regional Record.....81-52
 Regional Championship Game Appearances.....25

All-Time Super Regional Appearances10
 Super Regional Teams.....1999, 2004, '07, '08, '11, '15, '16, '17, '22, '24
 All-Time Super Regional Record.....14-12

All-Time World Series Appearances8
 World Series Teams.....1951, '64, '93, '99, 2011, '17, '22, '24
 All-Time World Series Record8-16

1951 (3-3)

District VI Playoffs (A&M wins series, 2-1)

vs Arizona	W	5	4
vs Arizona	L	4	21
vs Arizona	W	14	2

COLLEGE WORLD SERIES (Omaha, Nebraska)

6/13	vs Springfield (Mass.)	L	1	5
6/14	vs Ohio State	W	3	2
6/15	vs Utah	L	8	15

1955 (1-2)

District VI Playoffs (Tucson, Arizona) (Arizona wins series, 2-1)

at Arizona	L	2	6
at Arizona	W	5	0
at Arizona	L	1	2

1959 (0-2)

District VI Playoffs (Bryan, Texas) (Arizona wins series, 2-0)

ARIZONA	L	0	1
ARIZONA	L	0	1

1964 (0-2)

COLLEGE WORLD SERIES (Omaha, Nebraska)

6/8	vs Minnesota	L	3	7
6/10	vs Seton Hall	L	5	14

1975 (1-2)

NCAA Midwest Regional (Norman, Oklahoma)

at Oklahoma	L	4	5
vs Iowa	W	9	6
at Oklahoma	L	4	6

1976 (2-2)

NCAA Midwest Regional (Edinburg, Texas)

vs Missouri	L	3	5
at Pan American	W	2	1
vs Missouri	W	12	3
vs Arizona	L	2	8

1977 (0-2)

NCAA Midwest Regional (Norman, Oklahoma)

vs Southern Illinois	L	1	4
vs Michigan	L	4	13

1978 (2-2)

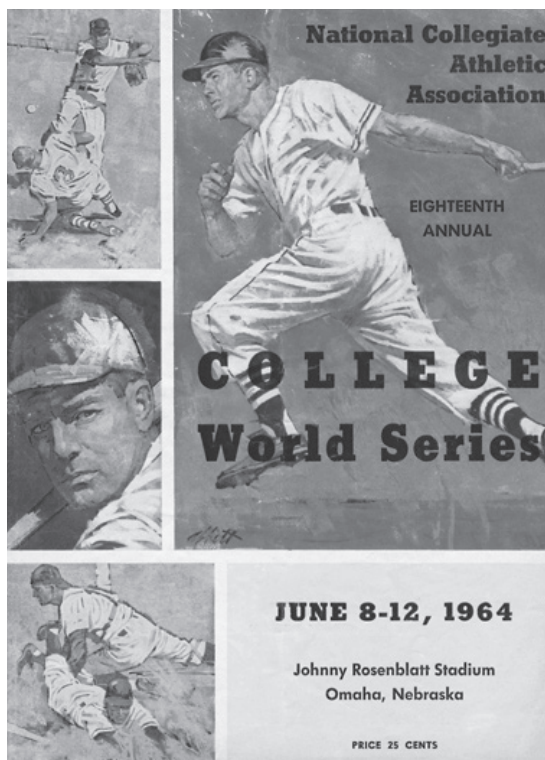
NCAA Mideast Regional (Ann Arbor, Michigan)

at Michigan	L	1	8
vs Missouri	W	5	1
vs Eastern Michigan	W	6	1
at Michigan	L	0	3

1984 (1-2)

NCAA Midwest Regional (Stillwater, Oklahoma)

vs Oklahoma City	L	1	2
vs Grambling	W	11	5
at Oklahoma State	L	0	5



NCAA POSTSEASON HISTORY

1986 (1-2)

NCAA South II Regional (Tallahassee, Florida)

5/22	vs (9) South Florida	W	10	2
5/23	at (1) Florida State	L	9	12
5/24	vs (9) South Florida	L	7	10

1987 (3-2)

NCAA Midwest Regional (Starkville, Mississippi)

5/21	vs Purdue	W	13	2
5/22	at (18) Mississippi State	W	7	4
5/23	vs (5) Oklahoma State	W	4	1
5/24	vs (5) Oklahoma State	L	4	7
5/25	vs (5) Oklahoma State	L	9	11

1988 (2-2)

NCAA South Regional (Starkville, Mississippi)

5/26	vs Middle Tennessee State	L	1	3
5/27	vs Western Carolina	W	8	6
5/29	vs Missouri	W	6	2
5/30	vs (11) Cal State Fullerton	L	3	6

1989 (3-2)

NCAA Central Regional (Olsen Field)

5/25	Jackson State	W	23	3
5/26	BYU	W	25	4
5/27	South Alabama	W	17	6
5/28	(12) LSU	L	5	13
5/28	(12) LSU (11 inn)	L	4	5

1991 (2-2)

NCAA South Regional (Baton Rouge, Louisiana)

5/24	vs (20) Southwestern Louisiana	W	16-110	4
5/26	vs (23) South Alabama	W	12	0
5/27	at (7) LSU	L	1	7
5/27	vs (20) Southwestern Louisiana	L	10	13

1992 (3-2)

NCAA East Regional (Gainesville, Florida)

5/21	vs California	W	15	6
5/22	vs (22) Georgia Tech (10 inn)	L	2	3
5/23	at (7) Florida	W	6	5
5/23	vs (22) Georgia Tech	W	7	5
5/24	vs California	L	4	11

1993 (5-2)

NCAA Central I Regional (Olsen Field)

5/27	YALE	W	13	1
5/28	LAMAR	W	10	5
5/29	UCLA	W	11	4
5/30	NORTH CAROLINA	W	14	2

COLLEGE WORLD SERIES (Omaha, Neb.)

6/4	vs Kansas	W	5	1
6/6	vs LSU	L	8	13
6/8	vs Long Beach State	L	2	6

1995 (4-2)

NCAA Atlantic II Regional (Coral Gables, Florida)

5/26	vs (14) Florida International	L	5	9
5/27	vs Massachusetts	W	14	11

5/28	vs (14) Florida International	W	4	2
5/28	vs North Carolina	W	7	0
5/29	at (6) Miami (Fla.)	W	4	0
5/29	at (6) Miami (Fla.)	L	2	5

1997 (0-2)

NCAA West Regional

(Palo Alto, California)

5/22	vs Fresno State	L	1	2
5/23	at (6) Stanford	L	1	3



The Aggies capped off a fantastic 1999 campaign with a trip to Rosenblatt Stadium, their fourth trip to Omaha.

NCAA POSTSEASON HISTORY

1998 (3-2)

NCAA Central Regional (Olsen Field)

5/21	UNC CHARLOTTE	W	17	0
5/22	MISSISSIPPI STATE	W	4	3
5/23	MISSISSIPPI STATE	L	9	10
5/24	(14) WASHINGTON	W	6	4
5/24	MISSISSIPPI STATE	L	5	11

1999 (6-4)

NCAA Regional (Olsen Field)

5/28	MONMOUTH	W	6	0
5/29	LONG BEACH STATE	L	5	7
5/29	OLE MISS	W	13	7
5/30	LONG BEACH STATE	W	9	5
5/30	LONG BEACH STATE	W	17	7

NCAA Super Regional (Olsen Field; A&M wins series, 2-1)

6/4	(17) CLEMSON	W	20	3
6/5	(17) CLEMSON	L	3	10
6/6	(17) CLEMSON	W	5	4

COLLEGE WORLD SERIES (Rosenblatt Stadium, Omaha, Nebraska)

6/12	vs (3) Florida State	L	3	7
6/14	vs (4) Cal State Fullerton	L	2	4

2003 (2-2)

NCAA Regional (Olsen Field)

5/30	ORAL ROBERTS	W	6	3
5/31	(23) ALABAMA	W	16	5
6/1	HOUSTON	L	6	7
6/1	HOUSTON (10 inn)	L	6	7

2004 (3-3)

NCAA Regional (Reckling Park, Houston, Texas)

6/5	vs (22) Lamar	W	14	3
6/5	vs Texas Southern	W	12	1
6/6	at (4) Rice	L	1	3
6/6	at (4) Rice	W	7	5

NCAA Super Regional (Baton Rouge, Louisiana; LSU wins series, 2-0)

6/12	at (8) LSU	L	8	11
6/13	at (8) LSU	L	0	4

2007 (4-3)

NCAA Regional (Olsen Field)

6/1	LE MOYNE	W	7	2
6/2	(21) LOUISIANA-LAFAYETTE	L	4	5
6/3	OHIO STATE	W	10	4
6/3	(21) LOUISIANA-LAFAYETTE	W	4	1
6/4	(21) LOUISIANA-LAFAYETTE	W	5	2

NCAA Super Regional (Houston, Texas; Rice wins series, 2-0)

6/8	at (1) Rice (10 inn)	L	2	3
6/9	at (1) Rice	L	2	5

2008 (3-3)

NCAA Regional (Olsen Field)

5/30	UIC	W	15	1
5/31	HOUSTON	W	22	4
6/1	HOUSTON	L	3	4
6/2	HOUSTON	W	13	5

NCAA Super Regional (Houston, Texas; Rice wins series, 2-0)

6/7	at (5) Rice	L	7	9
6/8	at (5) Rice	L	5	6

2009 (1-2)

NCAA Regional (Lupton Stadium, Fort Worth, Texas)

5/29	vs (25) Oregon State	L	8	9
5/30	vs Wright State (11 inn)	W	6	4
5/31	vs (25) Oregon State	L	5	13

2010 (3-2)

NCAA Regional (Alex Rodriguez Park, Coral Gables, Florida)

6/4	vs FIU	W	17	3
6/5	at (11) Miami	L	1	14
6/6	vs Dartmouth	W	4	3
	at (11) Miami	W	11	7
6/7	at (11) Miami	L	3	10



Texas A&M baseball made its fifth trip to Omaha, Nebraska for the College World Series in 2011, helping to christen TD Ameritrade Park as the CWS' new home after 60 years at Rosenblatt Stadium.

NCAA POSTSEASON HISTORY

2011 (5-4)

NCAA Regional (Olsen Field)

6/3	Wright State	W	11	0
6/4	Seton Hall	W	6	3
6/5	(22) Arizona	L	4	7
6/7	(22) Arizona	W	3	0

NCAA Super Regional (Tallahassee, Florida; A&M wins series, 2-1)

6/11	at (6) Florida State	W	6	2
6/12	at (6) Florida State	L	9	23
6/13	at (6) Florida State	W	11	2

COLLEGE WORLD SERIES

(TD Ameritrade Park, Omaha, Nebraska)

6/19	vs South Carolina	L	4	5
6/21	vs California	L	3	7

2012 (1-2)

NCAA Regional (Blue Bell Park)

6/1	DAYTON	W	4	1
6/2	OLE MISS	L	3	6
6/3	TCU	L	2	10

2013 (2-2)

NCAA Regional (Goss Stadium, Corvallis, Oregon)

5/31	vs UC Santa Barbara	L	4	6
6/1	vs UTSA	W	6	1
6/2	vs UC Santa Barbara	W	5	4
6/21	at (3) Oregon State	L	1	6

2014 (3-2)

NCAA Regional (Reckling Park, Houston, Texas)

5/30	vs (20) Texas	L	1	8
5/31	vs George Mason	W	7	3
6/1	at (12) Rice (10 inn)	W	9	8
6/1	vs (20) Texas	W	3	2
6/2	vs (20) Texas	L	1	4

2015 (5-3)

NCAA Regional (Blue Bell Park)

5/29	TEXAS SOUTHERN	W	5	0
5/30	CALIFORNIA (14 inn)	L	1	2
5/31	COASTAL CAROLINA	W	8	1
5/31	CALIFORNIA (12 inn)	W	4	3
6/1	CALIFORNIA	W	3	1

NCAA Super Regional (Fort Worth, Texas; TCU wins series, 2-1)

6/6	at (4) TCU	L	4	13
6/7	at (4) TCU (10 inn)	W	2	1
6/8	at (4) TCU (16 inn)	L	4	5

2016 (4-2)

NCAA Regional (Blue Bell Park)

6/3	BINGHAMTON	W	4	2
6/4	WAKE FOREST	W	22	2
6/5	MINNESOTA	W	8	2

NCAA Super Regional (Blue Bell Park; TCU wins series, 2-1)

6/10	(11) TCU	L	2	8
6/11	(11) TCU (10 inn)	W	7	1
6/12	(11) TCU (16 inn)	L	1	4

2017 (5-2)

NCAA Regional (Schroeder Park, Houston, Texas)

6/2	vs Baylor	W	8	5
6/3	vs Iowa	W	3	2
6/5	at (15) Houston	W	4	3

NCAA Super Regional (College Station, Texas; A&M wins series, 2-0)

6/9	DAVIDSON (15 inn)	W	7	6
6/10	DAVIDSON	W	12	6

COLLEGE WORLD SERIES

(TD Ameritrade Park, Omaha, Nebraska)

6/18	vs (3) Louisville	L	4	8
6/20	vs (5) TCU	L	1	4

2018 (1-2)

NCAA Regional (UFCU Disch-Falk Field, Austin, Texas)

6/1	vs Indiana	W	10	3
6/2	at Texas	L	3	8
6/3	vs Indiana	L	7	9

2019 (2-2)

NCAA Regional

(Monongalia County Ballpark, Morgantown, West Virginia)

5/31	vs Duke	L	5	8
6/1	vs Fordham	W	11	2
6/2	at West Virginia	W	11	10
6/3	vs Duke	L	1	4

2022 (7-2)

NCAA Regional (Olsen Field at Blue Bell Park)

6/3	Oral Roberts	W	8	
6/4	Louisiana	W	9	6
6/5	(23) TCU	W	15	9

NCAA Super Regional

(College Station, Texas A&M wins series, 2-0)

6/10	(9) Louisville	W	5	4
6/11	(9) Louisville	W	4	3

COLLEGE WORLD SERIES

(Charles Schwab Field, Omaha, Nebraska)

6/17	vs (12) Oklahoma	L	8	13
6/19	vs (7) Texas	W	10	2
6/21	vs (6) Notre Dame	W	5	1
6/22	vs (12) Oklahoma	L	1	5

2023 (2-2)

NCAA Regional (Sunken Diamond, Stanford, Calif.)

6/2	vs Cal State Fullerton	W	12	7
6/3	at (6) Stanford	W	8	5
6/4	at (6) Stanford	L	5	13
6/5	at (6) Stanford	L	1	7



Texas A&M made its seventh College World Series appearance in 2022.

NCAA POSTSEASON HISTORY

2024 (9-2)

NCAA Regional (Blue Bell Park)

5/31	Grambling	W	8	0
6/1	Texas	W	4	2
6/2	(22) Louisiana	W	9	4


NCAA Super Regional (Blue Bell Park; A&M wins series, 2-0)

6/8	Oregon	W	10	6
6/9	Oregon	W	15	9

COLLEGE WORLD SERIES (Charles Schwab Field, Omaha, Nebraska)

6/15	vs Florida	W	3	2
6/17	vs (2) Kentucky	W	5	1
6/19	vs Florida	W	6	0
6/22	vs (1) Tennessee	W	9	5
6/23	vs (1) Tennessee	L	1	4
6/24	vs (1) Tennessee	L	5	6

* National Runner-Up



Texas A&M advanced to the College World Series Finals for the first time in program history in 2024. The appearance marked the program's second in the last three seasons and eighth overall.

YEAR-BY-YEAR RESULTS

YEAR	COACH	OVERALL RECORD	CONF. RECORD	CONF. FINISH	CHAMPIONSHIP(S)	POSTSEASON
1894	unknown	3-1	--	--		
1904	Wirt Spencer	9-3	--	--		
1905	Wirt Spencer	11-5	--	--		
1906	Wirt Spencer	12-8	--	--		
1907	Wirt Spencer	8-4-2	--	--		
1908	Wirt Spencer	7-8-1	--	--		
1909	C.B. Moran	8-11	--	--		
1910	C.B. Moran	7-9-1	--	--		
1911	C.B. Moran	7-9-1	--	--		
1912	C.B. Moran	14-5-1	--	--		
1913	C.B. Moran	6-6	--	--		
1914	C.B. Moran	6-6-2	--	--		
1915	C.C. Lucid	16-5	6-5	2nd		
1916	D.V. Graves	17-8	8-7	3rd		
1917	D.V. Graves	9-5-3	2-4	3rd		
1918	D.V. Graves	14-5	4-4	2nd		
1919	D.V. Graves	8-6	4-4	2nd		
1920	D.X. Bible	12-6-1	8-4	2nd		
1921	D.X. Bible	17-4	11-3	2nd		
1922	Gene Cochrehan	9-8	6-6	3rd		
1923	H.H. House	9-12-2	9-8-2	4th		
1924	H.H. House	9-13	7-10	5th		
1925	C.J. Rothgeb	6-12	3-9	7th		
1926	C.J. Rothgeb	15-3-2	8-2	2nd		
1927	C.J. Rothgeb	16-7	10-6	2nd		
1928	R.D. Countryman	8-9-1	8-7	3rd		
1929	R.D. Countryman	14-8-2	9-7	3rd		
1930	R.G. Higginbotham	16-6	8-6	4th		
1931	R.G. Higginbotham	12-6	9-1	1st	SWC Champs	
1932	R.G. Higginbotham	7-11-1	5-11	5th		
1933	R.G. Higginbotham	9-10	5-5	3rd		
1934	R.G. Higginbotham	10-7-1	9-3	1st	SWC Champs	
1935	R.G. Higginbotham	10-8-1	5-6	2nd		
1936	J.V. Sikes	10-12-1	8-5-1	2nd		
1937	J.V. Sikes	15-5-1	13-2	1st	SWC Champs	
1938	Marty Karow	11-10	10-5	3rd		
1939	Marty Karow	9-14-2	8-7	T-2nd		
1940	Marty Karow	11-10	7-5	2nd		
1941	Marty Karow	11-10	10-4	2nd		
1942	Lil Dimmit	19-3	13-2	1st	SWC Champs	
1943	Homer Norton	12-6	6-2	T-1st	SWC Co-Champs	
1944	Homer Norton	6-10	--	--		
1945	A.E. "Pete" Jones	3-11	1-10	5th		
1946	Lil Dimmit	16-7	7-8	3rd		
1947	Lil Dimmit	14-8	8-6	3rd		
1948	Marty Karow	19-7	11-4	2nd		
1949	Marty Karow	17-8	10-4	2nd		
1950	Marty Karow	17-11	9-5	2nd		
1951	Beau Bell	21-11	11-4	T-1st	SWC Co-Champs	NCAA Playoffs COLLEGE WORLD SERIES
1952	Beau Bell	10-19-1	6-9	T-4th		
1953	Beau Bell	10-15	6-9	4th		
1954	Beau Bell	11-13	7-7	4th		
1955	Beau Bell	20-7	13-2	1st	SWC Champs	NCAA Playoffs
1956	Beau Bell	10-13	5-9	5th		
1957	Beau Bell	5-15	4-10	6th		
1958	Beau Bell	11-11	6-8	4th		
1959	Tom Chandler	18-9	11-4	1st	SWC Champs	NCAA Playoffs
1960	Tom Chandler	5-17-1	1-11	6th		
1961	Tom Chandler	14-10-1	6-8	T-4th		
1962	Tom Chandler	18-7	11-4	2nd		
1963	Tom Chandler	15-10-1	9-6	3rd		
1964	Tom Chandler	19-8-1	12-3	1st	SWC Champs	COLLEGE WORLD SERIES
1965	Tom Chandler	16-7	10-5	2nd		
1966	Tom Chandler	20-8-2	9-6	T-1st	SWC Quad-Champs	
1967	Tom Chandler	17-11-1	7-8	4th		
1968	Tom Chandler	21-7	10-5	3rd		
1969	Tom Chandler	15-11	7-8	5th		
1970	Tom Chandler	25-9	13-4	2nd		
1971	Tom Chandler	31-9	12-6	2nd		
1972	Tom Chandler	27-13	10-8	4th		

YEAR-BY-YEAR RESULTS

YEAR	COACH	RECORD	OVERALL RECORD	CONF. FINISH	CONF. CHAMPIONSHIP(S)	POSTSEASON
1973	Tom Chandler	19-9	9-8	3rd		
1974	Tom Chandler	31-13	17-7	2nd		
1975	Tom Chandler	32-15-1	17-7	2nd		NCAA Regional
1976	Tom Chandler	40-13	15-6	2nd		NCAA Regional
1977	Tom Chandler	37-16	18-4	1st	SWC Champs	NCAA Regional
1978	Tom Chandler	39-16	19-5	1st	SWC Champs	NCAA Regional
1979	Tom Chandler	30-20	13-10	4th		
1980	Tom Chandler	38-14	17-6	2nd		
1981	Tom Chandler	35-16-1	10-10-1	5th		
1982	Tom Chandler	33-19-1	10-10-1	4th		
1983	Tom Chandler	24-21	4-17	8th		
1984	Tom Chandler	41-21	13-8	3rd		NCAA Regional
1985	Mark Johnson	39-16	12-9	T-4th		
1986	Mark Johnson	45-23	16-5	T-1st	SWC Co-Champs SWC Tourney Champs	NCAA Regional
1987	Mark Johnson	44-22-1	14-7	3rd		NCAA Regional
1988	Mark Johnson	52-15	17-4	2nd		NCAA Regional
1989	Mark Johnson	58-7	17-4	T-1st	SWC Co-Champs SWC Tourney Champs	NCAA Regional
1990	Mark Johnson	43-17	11-10	5th		
1991	Mark Johnson	44-23	13-8	2nd		NCAA Regional
1992	Mark Johnson	41-20	22-14	2nd		NCAA Regional
1993	Mark Johnson	53-11	15-3	1st	SWC Champs	NCAA Regional Champs COLLEGE WORLD SERIES
1994	Mark Johnson	31-22	6-12	T-5th		
1995	Mark Johnson	44-22-1	15-9	T-2nd		NCAA Regional
1996	Mark Johnson	37-21	12-12	3rd		
1997	Mark Johnson	39-22	19-11	3rd		NCAA Regional
1998	Mark Johnson	46-20	21-9	1st	Big 12 Champs	NCAA Regional
1999	Mark Johnson	52-18	23-6	1st	Big 12 Champs	NCAA Regional Champs NCAA Super Regional Champs COLLEGE WORLD SERIES
2000	Mark Johnson	23-35	11-19	8th		
2001	Mark Johnson	33-27	15-15	6th		
2002	Mark Johnson	35-24	13-14	8th		
2003	Mark Johnson	45-19	19-8	2nd		NCAA Regional
2004	Mark Johnson	42-22	14-12	5th		NCAA Regional Champs NCAA Super Regional
2005	Mark Johnson	30-25-1	9-18	9th		
2006	Rob Childress	25-30-1	6-20-1	10th		
2007	Rob Childress	48-19	13-13	5th	Big 12 Tourney Champs	NCAA Regional Champs NCAA Super Regional
2008	Rob Childress	46-19	19-8	1st	Big 12 Champs	NCAA Regional Champs NCAA Super Regional
2009	Rob Childress	37-24	14-13	6th		NCAA Regional
2010	Rob Childress	43-21-1	14-12-1	4th	Big 12 Tourney Champs	NCAA Regional
2011	Rob Childress	47-22	19-8	T-1st	Big 12 Co-Champs Big 12 Tourney Champs	NCAA Regional Champs NCAA Super Regional Champs COLLEGE WORLD SERIES
2012	Rob Childress	43-18	16-8	2nd		NCAA Regional
2013	Rob Childress	34-29	13-16	9th		NCAA Regional
2014	Rob Childress	36-26	14-16	9th		NCAA Regional
2015	Rob Childress	50-14	18-10	3rd		NCAA Regional Champs NCAA Super Regional
2016	Rob Childress	49-16	20-10	3rd	SEC Tourney Champs	NCAA Regional Champs NCAA Super Regional
2017	Rob Childress	41-23	16-14	T-7th		NCAA Regional Champs NCAA Super Regional Champs COLLEGE WORLD SERIES
2018	Rob Childress	40-22	13-17	ti0th		NCAA Regional
2019	Rob Childress	39-23-1	16-13-1	6th		NCAA Regional
2020	Rob Childress	15-3-0	-	-		
2021	Rob Childress	29-27-0	9-21-0	13th		
2022	Jim Schlossnagle	44-20	19-11	1st	SEC West Champs	NCAA Regional Champs NCAA Super Regional Champs COLLEGE WORLD SERIES - SEMI
2023	Jim Schlossnagle	38-27	14-16	5th		NCAA Regional
2024	Jim Schlossnagle	53-15	19-11	4th		COLLEGE WORLD SERIES - FINALS

ALL-TIME OVERALL RECORD (122 seasons): 2,913-1,620-43 (.641)
ALL-TIME CONFERENCE RECORD (107 seasons): 1,199-875-8 (.578)

ALL-TIME SWC RECORD (81 seasons): 783-526-5 (.598)
ALL-TIME BIG 12 RECORD (16 seasons): 245-194-2 (.558)
ALL-TIME SEC RECORD (12 seasons): 171-155-1 (.525)

ALL-TIME RESULTS - BY YEAR

1894 3-1

Galveston (Texas) Ball HS..... L	3	4
Houston HS..... W	5	2
Navasota (Texas) HS..... W	16	1
Galveston (Texas) Ball HS..... W	6	2

1895-1903 NO TEAM

1904 9-3

St. Edward's..... L	1	3
Southwestern..... L	4	6
Texas..... L	4	8
Baylor..... W	6	5
Baylor..... W	3	1
Allen Academy (Bryan, Texas)..... W	11	0
Baylor..... W	7	6
Baylor..... W	12	9
Deaf & Dumb Institute..... W	8	5
Calvert (Texas) HS..... W	7	0
Tulane..... W	3	1
Southwestern..... W	3	1

1905 11-5

St. Edward's..... W	2	1
St. Edward's..... W	5	2
Southwestern..... W	6	4
Texas..... L	4	5
Texas..... L	7	14
Trinity Univ..... L	0	1
Baylor..... L	2	6
Baylor..... W	7	2
Austin College..... W	8	1
Austin College..... W	11	0
Southwestern..... W	1	0
St. Edward's..... L	1	3
Texas..... W	1	0
Deaf & Dumb Institute..... W	6	2
Baylor..... W	6	2
Baylor..... W	11	3

1906 12-8

Kansas..... W	7	1
Baylor..... L	1	6
Baylor..... W	10	5
Trinity Univ..... W	13	0
Trinity Univ..... W	7	0
Austin College..... L	1	3
Trinity Univ..... L	5	7
Trinity Univ..... L	0	6
TCU..... L	1	3
Baylor..... W	10	2
Southwestern..... W	8	2
S.T.D..... W	2	1
S.T.D..... W	9	0
Texas..... W	2	0
Houston Buffaloes (Texas League)..... L	0	1
Texas..... W	9	0
Southwestern..... W	9	0
Texas..... L	5	6
Texas..... L	1	2
TCU..... W	4	0

1907 8-4-2

Cincinnati Reds (NL)..... T	3	3
Austin College..... T	1	1
Austin College..... W	9	3
Southwestern..... W	11	0
Southwestern..... L	1	3
Mississippi A&M..... W	1	0
Mississippi A&M..... W	3	0
Ole Miss..... W	4	0
Texas..... L	1	2
Texas..... W	8	1
Baylor..... W	14	5
Houston Buffaloes (Texas League)..... L	2	3
Houston Buffaloes (Texas League)..... L	3	5
TCU..... W	9	0

1908 7-8-1

Southwestern..... W	2	0
Southwestern..... W	10	4
TCU..... L	0	5
TCU..... W	2	1
Texas..... W	7	0
Texas..... L	0	1
Arkansas..... W	4	1
Arkansas..... T	2	2
Southwestern..... L	1	4
Southwestern..... W	8	5
Texas..... L	4	5
Texas..... L	0	1
Texas..... L	4	6
Baylor..... L	0	1
Baylor..... L	0	4
Baylor..... W	4	0

1909 8-11

New York Giants (NL)..... L	0	7
Houston Heights..... L	0	2
Houston Heights..... L	1	3
Southwestern..... L	3	7
Southwestern..... L	2	5
St. Edward's..... W	4	2
St. Edward's..... L	2	4
Austin College..... L	0	1
Austin College..... L	2	3
Texas..... W	2	0
Texas..... W	5	3
Texas..... L	5	11
Texas..... W	2	0
Baylor..... W	3	0
Austin College..... W	2	0
Austin College..... W	4	2
St. Edward's..... L	3	4
Baylor..... L	3	9
Baylor..... W	6	2

1910 7-9-1

Allen Academy (Bryan, Texas)..... W	9	0
New York Giants (NL)..... L	0	4
Austin College..... L	2	3
Austin College..... L	3	6
St. Edward's..... W	5	1
St. Edward's..... L	3	7
Southwestern..... T	4	4
Southwestern..... W	2	0
Trinity Univ..... L	5	6
Trinity Univ..... L	3	9
Tulane..... L	3	4
Tulane..... L	3	4
Tulane..... L	0	1
LSU..... W	2	0
LSU..... W	6	1
Deaf & Dumb Institute..... W	6	1
Deaf & Dumb Institute..... W	1	0

1911 7-9-1

Baylor..... L	2	3
Baylor..... L	0	3
TCU..... L	2	3
St. Edward's..... W	2	0
TCU..... L	1	2
TCU..... W	3	0
Austin College..... L	1	3
Muskogee..... W	6	5
Muskogee..... W	4	2
Muskogee..... L	6	11
Texas..... W	13	6
Texas..... T	1	1
Texas..... L	2	4
Trinity Univ..... W	4	0
Trinity Univ..... W	3	0
Southwestern..... L	2	4
Southwestern..... L	0	2

1912 14-5-1

Austin College..... W	6	2
Mississippi A&M..... W	3	1
Mississippi A&M..... W	12	2
Mississippi A&M..... W	10	4
TCU..... W	2	1
TCU..... W	7	3
Baylor..... L	1	2
Baylor..... T	1	1
TCU..... W	9	1
TCU..... W	6	2
Trinity Univ..... W	23	0
Trinity Univ..... W	8	4
Trinity Univ..... W	4	3
Trinity Univ..... W	9	4
Oklahoma..... L	1	2
Oklahoma..... W	10	2
Baylor..... L	5	9
Baylor..... L	1	3
Southwestern..... W	10	6
Southwestern..... L	0	5

1913 6-6

TCU..... L	1	4
TCU..... W	2	1
TCU..... W	13	12
TCU..... W	5	4
LSU..... W	6	5
LSU..... L	2	3
TCU..... L	5	7
TCU..... L	0	3
Austin College..... L	3	4
Baylor..... W	1	0
Baylor..... L	3	4
Brenham (Texas) HS..... W	5	1

1914 6-6-2

China Univ..... L	2	4
Austin College..... W	10	3
Austin College..... W	5	2
Baylor..... W	6	1
Baylor..... W	6	5
Trinity Univ..... W	2	1
Trinity Univ..... L	3	7
Daniel Baker..... W	6	3
Oklahoma..... L	2	3
Oklahoma..... L	5	6
Trinity Univ..... L	4	5
Trinity Univ..... T	9	9
Rice..... T	11	11
Rice..... L	5	8

ALL-TIME RESULTS - BY YEAR

1915 16-5, 6-5 SWC

Deaf & Dumb Institute.....W	16	3
Deaf & Dumb Institute.....W	5	3
* Rice.....L	2	3
* Rice.....W	11	4
Daniel Baker.....W	14	0
Daniel Baker.....W	5	2
TCU.....W	14	0
TCU.....W	4	0
* Texas.....W	4	3
* Texas.....W	4	0
TCU.....W	2	0
TCU.....W	8	6
* Baylor.....L	0	1
* Baylor.....L	3	4
* Southwestern.....W	6	2
* Texas.....L	2	3
* Texas.....L	2	8
* Southwestern.....W	2	1
* Southwestern.....W	6	5
Trinity Univ.....W	4	2
Trinity Univ.....W	2	1

* SWC Game.

1916 17-8, 8-7 SWC

* Rice.....W	10	0
* Rice.....W	14	1
China Univ.....W	16	3
Howard Payne.....W	8	4
Howard Payne.....W	3	0
* Southwestern.....L	5	7
* Southwestern.....L	4	5
* Texas.....L	2	8
* Texas.....W	3	0
Oklahoma.....W	8	3
Oklahoma A&M.....W	11	6
Oklahoma A&M.....L	8	9
Univ of Dallas.....W	5	4
Univ of Dallas.....W	10	3
LSU.....W	1	0
LSU.....W	6	3
* Baylor.....W	3	2
* Baylor.....W	8	2
* Rice.....W	5	4
* Rice.....L	0	6
* Southwestern.....W	2	1
* Baylor.....L	3	4
* Baylor.....L	0	1
* Texas.....W	2	1
* Texas.....L	8	11

* SWC Game.

1917 9-5-3, 2-4 SWC

SW Industrial.....W	15	3
SW Industrial.....W	7	3
Rice.....L	7	8
Rice.....T	7	7
LSU.....T	3	3
LSU.....W	6	3
SW Industrial.....W	5	3
SW Industrial.....W	4	1
Daniel Baker.....W	16	7
Daniel Baker.....L	1	4
TCU.....W	17	5
* Texas.....L	5	9
* Texas.....W	4	1
* Texas.....L	5	8
* Texas.....L	2	5
* Baylor.....T	3	3
* Baylor.....W	3	2

* SWC Game.

1918 14-5, 4-4

Howard Payne.....W	2	1
Howard Payne.....W	2	0
TCU.....W	10	0
TCU.....W	3	2
* Baylor.....W	10	6
* Baylor.....W	9	6
Southwestern.....W	2	1
Southwestern.....W	4	3
Houston Buffaloes (Texas League).....W	10	7
* Texas.....W	1	0
* Texas.....L	3	5
* Baylor.....W	9	0
* Baylor.....L	1	2
Rich Field (Texas) Aviators.....W	1	0
Rich Field (Texas) Aviators.....W	2	0
* Texas.....L	1	2
* Texas.....L	6	7
Southwestern.....L	0	1
Southwestern.....W	5	0

* SWC Game.

1919 8-6, 4-4

TCU.....W	5	1
TCU.....L	1	4
* Texas.....L	1	6
* Texas.....L	2	10
* Baylor.....W	8	6
* Baylor.....W	7	1
Southwestern.....W	2	1
Southwestern.....L	2	3
* Baylor.....W	5	1
* Baylor.....W	5	3
* Texas.....L	0	1
* Texas.....L	3	11
Southwestern.....W	5	2
Southwestern.....W	8	2

* SWC Game.

1920 12-6-1, 8-4

37th Infantry.....W	11	2
Austin College.....W	7	1
Austin College.....W	13	7
* Rice.....W	9	3
* Rice.....W	3	0
* Baylor.....W	3	0
4/7 * Baylor.....L	3	6
4/8 * Texas.....L	5	14
* Texas.....L	0	1
* SMU.....W	13	1
* SMU.....W	14	2
Austin College.....W	10	2
Austin College.....W	7	4
TCU.....L	3	6
TCU.....T	2	2
* Rice.....W	4	1
* Rice.....W	9	5
Southwestern.....L	4	5
* Texas.....L	0	2

* SWC Game.

1921 17-4, 11-3

Simmons College.....W	10	0
Simmons College.....W	7	0
* Rice.....W	10	5
* Rice.....L	4	5
Houston American Legion.....W	7	2
Houston American Legion.....W	13	4
* Texas.....L	0	2
* Texas.....W	20	8
4/27 * Baylor.....W	13	2
4/28 * Baylor.....W	3	1
Trinity Univ.....L	2	7
* SMU.....W	5	1
* SMU.....W	5	1
5/1 * Baylor.....W	3	2
5/2 * Baylor.....W	11	3
* Rice.....W	5	1
* Rice.....W	9	2
* Texas.....L	6	10
* Texas.....W	9	3
Southwestern.....W	3	2
Southwestern.....W	7	4

* SWC Game.

1922 9-8, 6-6

Houston Buffaloes (Texas League).....L	5	9
Houston Buffaloes (Texas League).....W	2	1
Omaha League.....W	1	0
* SMU.....W	14	0
* SMU.....W	12	1
* Rice.....L	4	12
* Rice.....L	9	11
* Texas.....L	7	11
* Texas.....L	6	7
4/20 * Baylor.....W	7	1
4/21 * Baylor.....W	4	3
4/28 * at Baylor.....L	1	7
4/29 * at Baylor.....L	0	1
* Texas.....W	6	5
* Texas.....L	6	8
Southwestern.....W	6	5
Southwestern.....W	2	0

* SWC Game.

1923 9-12-2, 9-8-2

Houston Buffaloes (Texas League).....L	5	11
Houston Buffaloes (Texas League).....L	8	14
* TCU.....W	6	5
* TCU.....W	6	5
* SMU.....W	7	3
* SMU.....T	2	2
* Texas.....W	8	5
* Texas.....W	3	2
* Baylor.....L	4	6
* Baylor.....L	3	5
* TCU.....L	2	3
* TCU.....W	7	5
* Baylor.....L	0	4
* Baylor.....L	2	3
* SMU.....T	6	6
* Rice.....W	12	4
* Rice.....W	3	2
* Rice.....L	4	5
* Rice.....L	6	7
* Texas.....L	6	7
* Texas.....W	6	5
Southwestern.....L	2	5
Southwestern.....L	7	8

* SWC Game.

YEAR-BY-YEAR

ALL-TIME RESULTS - BY YEAR

1924 9-13, 7-10

Waco Indians (Texas Assn.).....W	9	2
Waco Indians (Texas Assn.).....L	5	8
* Rice.....W	11	2
* Rice.....W	25	9
Temple (Texas) HS.....W	6	5
Temple (Texas) HS.....L	0	1
* TCU.....L	4	9
* TCU.....W	12	7
* TCU.....W	7	2
* SMU.....L	4	6
* Texas.....L	1	3
* Texas.....L	1	18
* Baylor.....L	2	12
* SMU.....W	6	1
* SMU.....W	5	3
* Baylor.....L	1	5
* Rice.....W	13	3
* Rice.....L	7	9
* Texas.....L	1	15
* Texas.....L	3	4
Southwestern.....L	1	4
Southwestern.....L	3	4

* SWC Game.

1925 6-12, 3-9

Ennis Southern Pacific.....L	3	9
Minnesota.....L	3	7
Minnesota.....W	5	3
* Rice.....L	5	6
* SMU.....W	6	4
* TCU.....L	3	4
* Oklahoma A&M.....L	5	7
* Oklahoma A&M.....W	12	0
* TCU.....L	7	8
* Rice.....W	5	4
* Texas.....L	1	5
* Baylor.....L	2	6
* SMU.....L	2	3
Trinity Univ.....W	2	0
* Baylor.....L	4	5
Southwestern.....W	3	2
Southwestern.....L	4	5
* Texas.....L	3	7

* SWC Game.

1926 15-3-2, 8-2

Waco Cubs (Texas League).....T	2	2
Waco Cubs (Texas League).....T	1	1
Trinity Univ.....L	0	1
Trinity Univ.....W	6	4
Ennis Southern Pacific.....W	13	9
Minnesota.....W	5	1
St. Paul Saints (American Assn.).....W	9	4
St. Paul Saints (American Assn.).....W	3	1
* Baylor.....L	3	4
* Rice.....W	8	2
* TCU.....W	6	2
* Arkansas.....W	12	0
* Arkansas.....W	7	2
* SMU.....W	5	3
* Rice.....W	4	0
* Texas.....L	6	7
* SMU.....W	11	8
Centenary.....W	8	1
Centenary.....W	2	1
* Texas.....W	9	1

* SWC Game.

1927 16-7, 10-6

House of David (Mich.).....W	15	2
Waco Cubs (Texas League).....W	4	1
Waco Cubs (Texas League).....L	0	1
* Rice.....W	6	5
* Rice.....W	3	1
Southwestern.....W	4	3
Southwestern.....W	9	4
* TCU.....L	1	5
* TCU.....W	5	2
* SMU.....W	3	0
* SMU.....W	7	4
* SMU.....W	12	2
* SMU.....L	1	2
* Texas.....L	4	10
* Texas.....L	3	5
* TCU.....W	7	4
* TCU.....W	8	5
* Rice.....L	2	3
* Rice.....W	7	3
Centenary.....W	15	2
Centenary.....W	18	4
* Texas.....L	1	2
* Texas.....W	3	0

* SWC Game.

1928 8-9-1, 8-7

Waco Cubs (Texas League).....L	2	3
Houston Buffaloes (Texas League).....L	1	12
Houston Buffaloes (Texas League).....L	5	16
* Rice.....W	12	1
* Rice.....W	12	1
* Rice.....W	9	5
* Rice.....W	4	1
* SMU.....L	5	6
* SMU.....W	6	5
* Texas.....L	10	12
* Texas.....L	2	4
* SMU.....L	6	7
* SMU.....T	11	11
* TCU.....W	10	5
* TCU.....W	7	3
* Southwestern.....W	5	1
* Texas.....L	1	14
* Texas.....L	4	5

* SWC Game.

1929 14-8-2, 9-7-1

Houston Buffaloes (Texas League).....T	4	4
Houston Southern.....W	13	1
* Rice.....W	8	2
* Rice.....W	14	9
Waco Cubs (Texas League).....L	2	10
Waco Cubs (Texas League).....W	8	7
Notre Dame.....W	8	4
* Texas.....T	2	2
* Texas.....W	2	0
* Texas.....L	3	7
* TCU.....L	2	5
* TCU.....W	9	8
* SMU.....W	15	3
* SMU.....L	3	4
* TCU.....W	5	4
* TCU.....W	6	0
* Rice.....L	1	2
* Rice.....W	10	1
5/6 Texas Tech.....W	9	5
5/7 Texas Tech.....W	9	7
* SMU.....L	2	3
* SMU.....W	3	0
* Texas.....L	1	3
* Texas.....L	3	5

* SWC Game.

1930 16-6, 8-6

Ennis Southern Pacific.....W	3	2
* Rice.....W	7	0
* Rice.....L	0	3
New Gulf (Texas) HS.....W	7	3
New Gulf (Texas) HS.....W	7	3
* SMU.....W	7	6
* SMU.....W	6	2
Iowa.....W	9	6
Iowa.....W	9	0
Somerville (Texas) HS.....W	7	5
Somerville (Texas) HS.....W	10	5
Brenham (Texas) HS.....W	18	4
* Texas.....L	1	2
* Texas.....L	8	10
* Rice.....W	6	0
* Rice.....W	10	4
* SMU.....W	5	4
* SMU.....W	6	1
* TCU.....L	4	6
* TCU.....W	7	2
* Texas.....L	2	3
* Texas.....L	7	11

* SWC Game.

1931 12-6, 9-1

SWC CHAMPIONS

Houston Buffaloes (Texas League).....L	3	4
Houston Buffaloes (Texas League).....L	3	10
Centenary.....L	8	14
Centenary.....W	7	1
Montreal Royals (Int'l League).....L	1	12
* Baylor.....W	4	3
Fort Worth Panthers (Texas League).....L	0	15
* TCU.....W	7	1
Somerville (Texas) HS.....W	7	1
Somerville (Texas) HS.....W	6	1
* Texas.....L	0	8
* SMU.....W	15	1
* Rice.....W	9	2
* Baylor.....W	5	3
* TCU.....W	16	3
* SMU.....W	9	1
* Rice.....W	14	11
* Texas.....W	8	6

* SWC Game.

1932 7-11-1, 5-11

Houston Southern Pacific.....T	8	8
Beaumont Exporters (Texas League).....W	8	6
Beaumont Exporters (Texas League).....L	2	4
* TCU.....L	1	7
* Baylor.....L	6	8
* Baylor.....W	13	5
* Texas.....L	3	4
* Rice.....W	4	2
* Baylor.....L	1	4
* Baylor.....W	5	3
* TCU.....W	5	2
* SMU.....W	9	3
* Texas.....L	1	3
* Rice.....L	6	9
* Texas.....L	4	11
* Texas.....L	5	9
* SMU.....L	5	6
* Texas.....W	12	9
* Texas.....L	4	11

* SWC Game.

ALL-TIME RESULTS - BY YEAR

1933 9-10, 5-5

I.G.A.....	W	16	2
Navasota HS.....	W	5	1
Philco.....	W	3	0
Beaumont Exporters (Texas League).....	L	5	7
Beaumont Exporters (Texas League).....	L	6	12
* Baylor.....	W	10	2
* Baylor.....	L	5	11
* SMU.....	W	13	9
* SMU.....	W	13	0
* Baylor.....	L	5	11
* Baylor.....	W	2	1
* TCU.....	L	4	5
* Texas.....	L	7	13
* Texas.....	W	7	5
* TCU.....	L	1	5
Texas.....	L	9	10
Texas.....	W	7	3
Texas.....	L	4	5
Texas.....	L	3	5

* SWC Game.

1934 10-7-1, 9-3

SWC CHAMPIONS

Humble Oilers.....	T	6	6
Humble Oilers.....	L	7	8
Beaumont Exporters (Texas League).....	L	3	4
Beaumont Exporters (Texas League).....	L	3	11
Strake Oilers (Conroe, Texas).....	W	6	3
* Baylor.....	W	5	3
* Baylor.....	W	9	7
* Texas.....	W	7	4
* Texas.....	W	7	5
* TCU.....	W	5	4
* TCU.....	L	11	14
* Baylor.....	W	4	3
* Baylor.....	W	5	3
* TCU.....	L	5	8
* TCU.....	W	6	4
* Texas.....	L	1	6
* Texas.....	W	5	1
Texas.....	L	5	8

* SWC Game.

1935 10-8-1, 5-6

Marshall Tigers (East Texas League).....	W	8	1
Humble Oilers.....	L	3	9
Humble Oilers.....	T	4	4
Strake Oilers (Conroe, Texas).....	W	14	7
Galveston Buccaneers (Texas League).....	W	9	3
Galveston Buccaneers (Texas League).....	W	1	0
Beaumont Exporters (Texas League).....	W	9	5
Beaumont Exporters (Texas League).....	L	5	18
* Texas.....	L	0	1
* Texas.....	L	6	12
* Baylor.....	W	4	3
* Baylor.....	L	7	14
* TCU.....	W	9	1
* TCU.....	L	8	9
* Baylor.....	L	1	2
* Baylor.....	W	9	0
* TCU.....	W	7	2
* Texas.....	W	7	6
* Texas.....	L	1	10

* SWC Game.

1936 10-12-1, 8-5-1

Grand Prize (Houston).....	W	6	3
Barbers Hill Gushers.....	L	4	7
Beaumont Exporters (Texas League).....	L	4	10
Beaumont Exporters (Texas League).....	L	1	17
Manuel Texaco Indians.....	L	8	10
Baylor.....	W	13	11
Baylor.....	L	3	7
Rice.....	W	21	2
Rice.....	W	18	3
TCU.....	W	19	6
TCU.....	L	9	12
SMU.....	W	32	7
Brenham Sun Oilers.....	L	4	7
Baylor.....	T	11	11
SMU.....	W	10	3
SMU.....	W	28	3
TCU.....	L	5	11
Texas.....	L	3	4
Brenham Sun Oilers.....	L	4	9
Texas.....	W	5	4
Rice.....	W	6	4
Texas.....	L	5	6
Brenham Sun Oilers.....	L	4	5

* SWC Game.

1937 15-5-1, 13-2

SWC CHAMPIONS

Austin Seven-Up.....	W	10	2
Beaumont Exporters (Texas League).....	L	4	8
Beaumont Exporters (Texas League).....	L	0	13
Beaumont Exporters (Texas League).....	W	8	6
Brenham Sun Oilers.....	T	7	7
* Baylor.....	L	3	4
* SMU.....	W	10	5
* SMU.....	W	9	6
* TCU.....	W	12	8
Brenham Sun Oilers.....	L	1	7
* Texas.....	L	2	7
* TCU.....	W	14	7
* TCU.....	W	19	4
* SMU.....	W	2	1
* Baylor.....	W	6	4
* Baylor.....	W	9	1
* Rice.....	W	7	3
* Rice.....	W	12	2
* Rice.....	W	17	7
* Texas.....	W	5	3
* Texas.....	W	5	4

* SWC Game.

1938 11-10, 10-5

Austin Seven-Up.....	L	7	14
Austin Seven-Up.....	L	3	15
Grand Prize (Houston).....	L	8	14
Beaumont Exporters (Texas League).....	W	7	0
Beaumont Exporters (Texas League).....	L	9	16
* Baylor.....	L	5	7
* Baylor.....	L	7	11
Houston Buffaloes (Texas League).....	L	2	8
* Rice.....	W	3	2
* Rice.....	W	12	3
* SMU.....	W	9	3
* TCU.....	W	12	1
* TCU.....	W	9	2
* SMU.....	L	6	9
* SMU.....	W	1	0
* TCU.....	W	5	2
* Baylor.....	W	3	1
* Texas.....	L	13	18
* Rice.....	W	7	6
* Texas.....	W	13	9
* Texas.....	L	7	12

* SWC Game.

1939 9-14-2, 8-7

Grand Prize (Houston).....	L	5	9
Grand Prize (Houston).....	L	9	13
Beaumont Exporters (Texas League).....	L	3	9
Beaumont Exporters (Texas League).....	L	12	14
* Baylor.....	W	5	4
* Baylor.....	W	4	3
* SMU.....	L	3	4
* TCU.....	L	1	5
* TCU.....	W	4	3
* SMU.....	L	2	7
* SMU.....	W	16	3
Houston Buffaloes (Texas League).....	L	1	7
Todd Drydocks (Galveston).....	T	6	6
* Rice.....	W	6	1
* Rice.....	L	3	4
* Baylor.....	W	4	0
Baytown Oilers.....	T	10	10
Baytown Oilers.....	L	1	9
* Texas.....	L	6	18
* Rice.....	W	12	5
* Texas.....	L	3	18
* TCU.....	W	18	8
* Texas.....	L	3	7
Texas.....	W	7	4
Texas.....	L	2	7

* SWC Game.

1940 11-10, 7-5

Grand Prize (Houston).....	L	3	9
Grand Prize (Houston).....	W	11	5
Randolph Field Flyers.....	W	12	6
Randolph Field Flyers.....	W	13	3
Beaumont Exporters (Texas League).....	L	0	4
Beaumont Exporters (Texas League).....	L	6	7
* Rice.....	W	10	5
* Rice.....	W	5	3
* TCU.....	W	8	4
* TCU.....	W	4	2
* Texas.....	L	3	9
* Rice.....	L	2	3
* TCU.....	L	1	4
* Baylor.....	W	9	7
Houston Buffaloes (Texas League).....	L	1	3
Grand Prize (Houston).....	L	8	10
* SMU.....	W	4	2
Grand Prize (Houston).....	W	17	3
* Baylor.....	W	5	1
* Texas.....	L	6	19
* Texas.....	L	8	9

* SWC Game.

1941 11-10, 10-4

Beaumont Exporters (Texas League).....	L	2	3
Beaumont Exporters (Texas League).....	L	3	6
Boston Braves (NL).....	W	5	10
* Baylor.....	W	10	0
* Baylor.....	L	5	7
* Rice.....	W	10	0
Baytown Oilers.....	W	11	4
Houston Buffaloes (Texas League).....	L	0	11
Randolph Field Flyers.....	L	2	6
Randolph Field Flyers.....	L	1	7
* Rice.....	L	3	6
* Rice.....	W	9	5
* TCU.....	W	14	6
* SMU.....	W	8	3
* SMU.....	W	2	1
* TCU.....	W	8	6
* TCU.....	W	13	1
* Texas.....	W	3	2
* Texas.....	W	7	5
* Texas.....	L	2	3
* Baylor.....	L	1	3

* SWC Game.

ALL-TIME RESULTS - BY YEAR

1942 19-3, 13-2

SWC CHAMPIONS

Sheppard Field FlyersW	6	5
Sheppard Field FlyersW	5	4
OklahomaL	4	9
OklahomaW	17	11
* BaylorW	2	0
* BaylorL	3	4
* TexasW	4	1
* SMUW	19	5
* SMUL	8	14
* TCUW	12	6
Baytown OilersW	10	9
* BaylorW	15	9
Ellington FieldW	14	2
* SMUW	11	0
* RiceW	11	0
* RiceW	6	2
* TCUW	18	6
* TCUW	16	2
Southern Pacific SunbeamsW	7	2
* TexasW	8	4
* TexasW	5	4
* RiceW	26	0

* SWC Game.

1943 12-6, 6-2

SWC CO-CHAMPIONS

Randolph FieldL	2	5
Randolph FieldL	1	13
Randolph FieldL	0	7
Randolph FieldW	5	3
* RiceW	8	5
Kelly FieldW	13	4
Kelly FieldW	17	4
* RiceW	7	2
* TexasL	2	4
* TexasW	12	0
La Porte Coast GuardW	4	2
* RiceW	12	1
* RiceW	4	2
Waco Army Air FieldL	6	11
La Porte Coast GuardW	1	0
* TexasW	11	8
* TexasL	2	8
Waco Army Air FieldL	6	16

* SWC Game.

1944 6-10

Dow ChemicalW	7	6
Dow ChemicalL	8	9
SouthwesternL	4	6
SouthwesternW	13	11
RiceW	13	8
TexasW	12	8
RiceL	3	4
RiceW	9	4
RiceL	6	9
Brooks FieldL	2	21
Brooks FieldL	3	19
Randolph FieldL	9	16
SouthwesternL	5	10
SouthwesternW	4	2
TexasL	1	4
TexasL	5	6

* SWC Game.

1945 3-11, 1-10

SouthwesternL	3	4
SouthwesternW	9	2
Hearne POW CampW	14	12
* TexasL	0	13
* SMUL	8	14
* TCUL	1	7
* RiceL	3	10
* SMUL	1	4
* SMUW	2	1
* TCUL	4	12
* RiceL	2	11
* RiceL	3	6
* TexasL	3	4
* TexasL	2	15

* SWC Game.

1946 16-7, 7-8

SouthwesternW	15	9
SouthwesternW	23	10
Luke FieldW	26	2
Luke FieldW	11	3
Camp HoodW	8	4
SouthwesternW	13	0
SouthwesternW	19	2
HoustonW	9	6
* TCUW	2	0
* TCUW	18	17
* BaylorW	13	2
* SMUW	8	6
* SMUW	10	6
* TCUL	1	4
* RiceW	11	10
* RiceL	5	6
* BaylorL	5	8
* BaylorW	7	5
* RiceW	8	2
* TexasL	1	2
* SMUL	10	11
* TexasL	4	6
* TexasL	0	7

* SWC Game.

1947 14-8, 8-6

Brooke Army MedicsW	6	3
Brooke Army MedicsL	3	9
Brooke Army MedicsW	6	3
Hardin-SimmonsW	5	4
Hardin-SimmonsL	2	9
McMurray CollegeW	21	0
* RiceW	25	1
* RiceW	10	4
* BaylorL	4	7
* RiceL	4	8
* TexasL	8	9
* TCUW	12	5
* SMUW	9	8
* SMUW	9	3
Bryan Bombers (Lone Star League)W	5	0
* BaylorL	3	11
* TCUW	11	5
* TCUW	16	12
* SMUW	4	2
Brooke Army MedicsW	13	6
* TexasL	5	6
* TexasL	9	11

* SWC Game.

1948 19-7, 11-4

Brooke Army MedicsW	6	5
Brooke Army MedicsW	8	4
Ohio StateL	5	6
Ohio StateL	6	9
Ohio StateW	10	8
Brooke Army MedicsW	9	2
Brooke Army MedicsW	4	3
* TexasL	4	5
* BaylorW	8	0
* BaylorW	5	2
* RiceW	8	0
* RiceW	8	7
* SMUW	4	1
* SMUW	13	3
* TCUW	5	0
SW Oklahoma TechW	16	2
SW Oklahoma TechL	6	9
* BaylorL	4	9
* TCUW	8	3
* TCUW	11	10
* SMUW	9	2
* RiceW	4	1
* RiceW	9	4
* TexasL	4	16
BaylorL	3	4
BaylorW	17	1

* SWC Game.

1949 17-8, 10-4

HoustonW	6	0
Stephen F. AustinW	5	2
HoustonW	7	0
Ohio StateL	4	12
Ohio StateL	6	7
* RiceW	7	0
Bryan Bombers (East Texas League)W	8	3
Bryan Bombers (East Texas League)L	4	10
* BaylorL	2	13
* BaylorW	15	11
Houston Buffaloes (Texas League)W	4	2
* BaylorW	2	1
Waco Pirates (Big State League)L	10	15
* TexasL	4	14
SW Oklahoma TechW	2	0
SW Oklahoma TechW	9	1
* SMUW	8	1
* SMUW	9	0
* TCUL	6	10
* TCUW	2	1
* TCUW	9	5
* SMUW	8	3
* TexasW	6	1
* TexasL	1	6
* RiceW	2	1

* SWC Game.

ALL-TIME RESULTS - BY YEAR

1950 17-11, 9-5

Brooke Army Medics	W	9	6
Houston	W	7	4
at Houston	W	7	4
Ohio State	W	14	8
Ohio State	L	9	10
Ohio State	W	11	9
Oklahoma	W	12	5
Minnesota	W	13	9
Minnesota	L	9	10
Sam Houston	L	3	6
* at Baylor	W	4	3
Houston Buffaloes (Texas League)	L	4	6
* at Rice	W	12	9
Bryan Sports (East Texas League)	L	9	10
* Texas	L	2	12
at Bryan Sports (East Texas League)	L	4	11
* at SMU	W	9	1
at Sam Houston	W	4	3
* TCU	W	10	7
* TCU	W	7	6
* TCU	W	6	4
* SMU	L	1	8
* Rice	W	14	0
* Rice	W	12	2
* Baylor	W	11	4
* Baylor	L	1	7
* at Texas	L	0	5
* at Texas	L	5	6

* SWC Game.

1951 21-11, 11-4

SWC CO-CHAMPIONS NCAA PLAYOFFS COLLEGE WORLD SERIES

3/2 Brooke Army Medics	W	8	7
3/3 Brooke Army Medics	L	1	2
3/14 Houston	W	3	1
3/17 at Houston	L	3	7
3/20 Sam Houston	W	16	8
3/22 at Brooke Army Medics	L	4	12
3/23 at Brooke Army Medics	W	10	3
3/28 Minnesota	W	2	0
3/29 Minnesota	L	0	1
3/31 El Dorado Oilers (Cotton States League)	W	7	4
4/3 * Baylor	L	2	3
4/6 * SMU	W	3	0
4/7 * SMU	W	4	0
4/9 * TCU	L	4	5
4/14 * Rice	W	7	2
4/17 at Sam Houston	W	13	3
4/21 * at Texas	L	10	14
4/27 * at TCU	L	6	7
4/28 * at TCU	W	8	1
4/30 * at SMU	W	5	4
5/4 * at Baylor	W	9	0
5/5 * at Baylor	W	12	6
5/11 * at Rice	W	13	2
5/12 * at Rice	W	16	9
5/17 * Texas	W	4	2
5/18 * Texas	W	4	1
5/23 \$ at Arizona	W	5	4
5/24 \$ at Arizona	L	4	21
5/25 \$ at Arizona	W	14	2
6/13 ! vs Springfield (Mass.) College	L	1	5
6/14 ! vs Ohio State	W	3	2
6/15 ! vs Utah	L	8	15

\$ NCAA Playoffs; ! College World Series (Omaha, Neb.);

* SWC Game.

1952 10-19-1, 6-9

Brooke Army Medics	L	2	11
Brooke Army Medics	L	2	4
Brooke Army Medics	L	15	25
Brooke Army Medics	L	6	9
Ohio State	L	4	8
Ohio State	L	7	8
Ohio State	L	0	5
Minnesota	W	7	1
Minnesota	W	10	9
Baylor	T	2	2
* Baylor	L	9	12
* Rice	L	2	9
* Texas	W	13	8
Plymouth Oilers	L	5	12
Plymouth Oilers	W	7	4
Plymouth Oilers	L	7	13
Houston	W	7	6
* TCU	W	6	5
* TCU	W	7	6
* SMU	L	2	4
Houston	L	5	18
* Baylor	L	6	16
* Baylor	L	0	3
* SMU	L	1	11
* SMU	W	9	6
* TCU	L	5	11
* Rice	W	11	7
* Rice	L	1	5
* Texas	L	0	5
* Texas	W	3	2

* SWC Game.

1953 10-15, 6-9

Rice	W	7	6
Rice	L	2	3
Houston	W	5	3
* Texas	L	0	9
Minnesota	L	0	2
Minnesota	L	2	8
* Baylor	L	0	8
Sam Houston	L	1	6
Bryan AFB	W	4	0
* TCU	W	3	1
* TCU	W	4	3
* SMU	L	2	4
Sam Houston	L	3	4
* Rice	W	4	1
Bryan Amateurs	W	4	3
* SMU	W	14	5
* SMU	L	1	6
* TCU	W	3	2
* Rice	L	1	6
* Rice	W	9	5
* Baylor	L	4	8
* Baylor	L	0	5
Houston	L	2	3
* Texas	L	0	1
* Texas	L	1	4

* SWC Game.

1954 11-13, 7-7

Sam Houston	W	5	0
Sam Houston	W	14	8
Brooke Army Medics	W	5	3
Houston	W	8	4
Minnesota	L	3	4
Minnesota	L	2	5
* Rice	W	8	3
* Rice	W	3	2
* SMU	L	0	1
* SMU	W	8	3
Houston	L	0	14
* Baylor	W	8	5
* Baylor	L	4	6
* Texas	L	2	6
Brooke Army Medics	L	1	3
Brooke Army Medics	L	5	6
Texas Lutheran	L	2	4
* TCU	L	0	12
* Rice	W	4	2
* Baylor	L	4	5
* Texas	L	2	3
* Texas	W	5	4
* TCU	L	2	8
* TCU	W	6	2

* SWC Game.

1955 20-7, 13-2

SWC CHAMPIONS NCAA PLAYOFFS

Sam Houston	L	3	9
Houston	W	7	0
Sam Houston	W	3	1
Texas Lutheran	W	6	3
New Orleans Pels (Southern Assn.) ..	W	5	3
Houston	W	3	2
New Orleans Pels (Southern Assn.) ..	L	0	4
* Rice	W	7	5
* TCU	W	10	9
* Baylor	W	4	2
Sul Ross	L	6	7
Sul Ross	W	4	1
* Texas	W	13	1
* Texas	L	5	7
* Baylor	L	2	13
* Baylor	W	12	4
* SMU	W	4	3
* SMU	W	3	2
* TCU	W	9	6
* TCU	W	7	6
* Rice	W	11	4
* Rice	W	5	2
* SMU	W	4	3
* Texas	W	7	4
\$ at Arizona	L	2	6
\$ at Arizona	W	5	0
\$ at Arizona	L	1	2

\$ NCAA District 6 Playoffs; * SWC Game.

ALL-TIME RESULTS - BY YEAR

1956 10-13, 5-9

Sam Houston.....W	6	3
Houston.....W	7	6
Sam Houston.....W	4	1
Texas Lutheran.....L	2	9
Houston.....L	3	10
Texas Lutheran.....W	11	8
* SMU.....W	1	0
Corpus Christi Clippers (Big State League).....L	8	15
Corpus Christi Clippers (Big State League) ..W	5	2
Bryan All-Stars.....L	4	7
* TCU.....L	1	5
* TCU.....L	0	2
* Baylor.....L	1	5
* Baylor.....W	12	3
* Texas.....W	5	4
* Texas.....L	4	5
* SMU.....L	0	4
* SMU.....L	4	5
* Rice.....L	1	2
* Rice.....W	4	2
* Rice.....L	4	7
* Baylor.....W	7	4
* TCU.....L	4	19

* SWC Game.

1957 5-15, 4-10

Houston.....L	3	5
Texas Lutheran.....L	4	6
Texas Lutheran.....W	4	3
Columbia, SC.....L	4	6
* Texas.....L	4	8
* Baylor.....L	3	4
* Baylor.....W	4	2
* TCU.....L	4	6
* TCU.....L	5	7
* SMU.....L	4	9
* SMU.....L	1	2
Crowley, LA.....L	0	4
Brooke Army Medics.....L	0	4
* Rice.....L	0	1
* Baylor.....W	5	2
* Rice.....W	6	5
* Rice.....L	2	3
* TCU.....W	3	1
* Texas.....L	1	5
* Texas.....L	0	1

* SWC Game.

1958 11-11, 6-8

Houston.....W	4	0
Sam Houston.....L	2	3
Sam Houston.....W	6	2
Texas Lutheran.....W	7	1
Texas Lutheran.....W	6	0
* Baylor.....W	9	7
* Baylor.....W	7	4
* SMU.....L	0	5
* SMU.....W	4	3
* TCU.....W	10	1
Brooke Army Medics.....L	7	19
Brooke Army Medics.....W	7	4
* Rice.....L	1	7
* Texas.....L	1	12
* Baylor.....W	11	4
* SMU.....W	4	0
4/22 Texas Tech.....L	2	3
* TCU.....L	6	10
* TCU.....L	6	11
* Rice.....L	5	8
* Texas.....L	2	13
* Texas.....L	0	4

* SWC Game.

1959 18-9, 11-4

SWC CHAMPIONS NCAA PLAYOFFS

Sam Houston.....L	2	4
Houston.....W	7	2
Sam Houston.....L	5	9
Texas Lutheran.....W	8	4
Texas Lutheran.....W	12	4
Houston.....W	13	3
* Texas.....W	7	6
* Baylor.....W	19	6
Brooke Army Medics.....W	13	10
Brooke Army Medics.....W	13	5
* SMU.....L	6	7
* Rice.....L	3	4
* TCU.....W	14	7
* Baylor.....W	2	1
St. Mary's (TX).....L	1	5
* SMU.....L	3	4
* SMU.....L	4	5
4/27 Texas Tech.....W	11	4
* TCU.....W	5	2
* TCU.....W	9	8
* Texas.....W	3	1
* Texas.....W	4	2
* Rice.....W	8	7
* Rice.....W	2	1
* Baylor.....W	3	1
§ Arizona.....L	0	1
§ Arizona.....L	0	1

§ NCAA District 6 Playoffs; * SWC Game.

1960 5-17-1, 1-11

Texas Lutheran.....W	2	1
Sam Houston.....L	10	11
Rice.....L	0	7
Texas Lutheran.....W	12	4
* SMU.....W	16	6
Sam Houston.....L	6	7
Houston.....L	2	5
3/24 Texas Tech.....W	19	8
* TCU.....L	4	5
* Rice.....L	3	4
* Texas.....L	1	5
* Baylor.....L	5	7
* Rice.....L	2	6
* Rice.....L	2	7
Brooke Army Medics.....W	16	6
Brooke Army Medics.....L	6	12
St. Mary's (TX).....L	3	4
* TCU.....T	9	9
* TCU.....L	5	11
* Baylor.....L	3	13
* Baylor.....L	3	9
* Texas.....L	2	5
* Texas.....L	3	8

* SWC Game.

1961 14-10-1, 6-8

Sam Houston.....L	5	7
Rice.....W	6	3
Univ of Dallas.....W	14	3
Sam Houston.....W	7	5
Texas.....T	6	6
* Baylor.....W	7	6
Minnesota.....W	5	4
Minnesota.....L	5	10
* SMU.....W	11	8
* Rice.....L	4	12
St. Mary's (TX).....W	10	2
Illinois.....W	22	11
Brooke Army Medics.....W	7	2
Houston.....W	10	6
* Rice.....L	4	8
* Rice.....L	3	5
* TCU.....L	10	11
* TCU.....W	18	3
* TCU.....L	17	18
* SMU.....W	8	0
* Baylor.....L	4	5
* Baylor.....W	15	13
* Texas.....L	3	17
* Texas.....W	13	6
* Texas.....L	5	15

* SWC Game.

1962 18-7, 11-4

Texas Lutheran.....W	4	3
St. Mary's (TX).....W	6	5
St. Mary's (TX).....W	4	3
Sam Houston.....W	6	2
* SMU.....W	7	2
Minnesota.....W	9	0
Minnesota.....L	1	3
Minnesota.....L	4	5
* TCU.....W	10	5
Sam Houston.....W	4	1
* Texas.....W	4	3
* Baylor.....L	0	2
* Rice.....W	5	2
* TCU.....L	4	6
* TCU.....W	8	3
* SMU.....W	5	4
* SMU.....W	11	0
Sul Ross.....L	2	3
Sul Ross.....W	1	0
* Rice.....W	8	6
* Rice.....W	9	1
* Baylor.....W	6	0
* Baylor.....W	12	6
* Texas.....L	3	4
* Texas.....L	10	11

* SWC Game.

ALL-TIME RESULTS - BY YEAR

1963 15-10-1, 9-6

Texas Lutheran.....	L	2	4
Houston.....	W	5	1
Univ of Dallas.....	W	6	1
Houston.....	L	3	4
Texas.....	T	5	5
Sul Ross.....	W	10	1
Sul Ross.....	L	4	8
* Baylor.....	W	2	1
* Rice.....	W	5	3
Minnesota.....	W	8	7
Minnesota.....	W	8	4
* SMU.....	W	7	0
* TCU.....	L	2	4
* TCU.....	L	1	3
St. Mary's (TX).....	L	4	5
Illinois.....	W	5	1
* SMU.....	W	3	1
* SMU.....	W	15	1
* Rice.....	W	4	1
* Rice.....	W	8	2
* TCU.....	L	2	8
* Baylor.....	W	9	1
* Baylor.....	L	4	7
* Texas.....	L	2	12
* Texas.....	W	10	5
* Texas.....	L	2	4

* SWC Game.

1964 19-8-1, 12-3

SWC CHAMPIONS COLLEGE WORLD SERIES

St. Edward's.....	W	9	2
Texas Lutheran.....	L	3	6
St. Mary's (TX).....	L	0	2
Sul Ross.....	W	5	4
Sul Ross.....	L	0	3
Texas Lutheran.....	W	13	4
* Texas.....	W	5	2
Minnesota.....	W	7	2
Minnesota.....	W	3	2
* Baylor.....	L	7	8
* Rice.....	W	9	5
4/6 Texas Tech.....	W	12	2
* SMU.....	W	3	2
* TCU.....	W	5	1
St. Mary's (TX).....	W	9	1
* SMU.....	W	6	1
* SMU.....	W	7	2
* Rice.....	W	2	0
* Rice.....	W	11	4
* Baylor.....	W	7	4
* Baylor.....	W	2	0
* at Texas.....	T	5	5
* at Texas.....	L	2	3
* at Texas.....	W	5	2
6/8 ~ vs Minnesota.....	L	3	7
6/10 ~ vs Seton Hall.....	L	5	14

! College World Series (Omaha, Neb.); * SWC Game.

1965 16-7, 10-5

St. Mary's (TX).....	W	10	8
Sul Ross.....	W	3	2
Sul Ross.....	L	1	2
Houston.....	W	10	2
* Texas.....	W	12	4
* Baylor.....	L	0	2
Texas Lutheran.....	W	11	4
* SMU.....	L	6	7
Minnesota.....	L	5	11
Houston.....	W	13	4
* Rice.....	L	2	4
* Rice.....	W	8	2
* TCU.....	W	7	0
* TCU.....	W	8	4
* TCU.....	W	8	4
Texas Tech.....	W	13	1
* SMU.....	W	5	1
* SMU.....	W	6	3
* Rice.....	W	6	3
* Baylor.....	W	3	2
* Baylor.....	L	4	6
* Texas.....	L	1	5
* Texas.....	W	6	5

* SWC Game.

1966 20-8-2, 9-6

SWC QUAD-CHAMPIONS

Trinity.....	W	8	2
St. Mary's (TX).....	W	11	1
Texas Lutheran.....	W	17	7
Sul Ross.....	W	4	3
Sul Ross.....	W	2	0
Sul Ross.....	W	5	0
Houston.....	W	9	1
* SMU.....	W	8	0
St. Edward's.....	W	11	5
* Rice.....	W	10	0
* Baylor.....	L	1	4
Minnesota.....	W	5	1
Minnesota.....	T	3	3
* Texas.....	W	9	0
* Rice.....	W	2	0
* Rice.....	W	12	4
Missouri.....	L	3	4
Randolph AFB.....	W	9	2
St. Mary's (TX).....	W	4	3
Houston.....	L	2	4
* SMU.....	L	6	8
* SMU.....	W	6	1
TCU.....	T	3	3
* TCU.....	L	6	10
* TCU.....	L	3	5
* Baylor.....	L	9	12
* Baylor.....	W	7	5
* Texas.....	W	9	5
* Texas.....	W	7	6
* TCU.....	L	0	4

* SWC Game.

1967 17-11-1, 7-8

St. Edward's.....	W	18	5
St. Mary's (TX).....	W	8	2
Trinity.....	W	9	3
Houston Baptist.....	W	4	0
Texas Lutheran.....	L	1	7
* TCU.....	L	0	6
* Texas.....	L	0	5
* Rice.....	L	1	5
St. Mary's (TX).....	W	5	4
* SMU.....	W	10	5
Missouri.....	L	5	8
Missouri.....	T	6	6
Missouri.....	W	8	2
* Baylor.....	W	5	3
4/3 Texas Tech.....	W	10	1
4/4 Texas Tech.....	L	4	6
* Rice.....	W	4	3
* Rice.....	W	8	6
Houston.....	W	6	4
Houston.....	W	2	1
* TCU.....	L	2	3
* TCU.....	L	2	4
Texas Lutheran.....	W	5	4
* SMU.....	L	0	6
* SMU.....	W	6	3
* Baylor.....	L	0	5
* Baylor.....	W	10	3
* Texas.....	W	6	1
* Texas.....	L	1	5

* SWC Game.

1968 21-7, 10-5

UT Pan American.....	W	6	3
UT Pan American.....	L	0	3
UT Pan American.....	W	4	3
* Baylor.....	L	0	3
* Rice.....	L	3	10
* TCU.....	W	4	1
Minnesota.....	L	5	7
Minnesota.....	W	3	0
Minnesota.....	W	1	0
Oklahoma State.....	W	4	0
Oklahoma State.....	W	3	2
* TCU.....	W	16	3
* TCU.....	W	2	0
Missouri.....	W	4	0
Houston.....	W	6	4
Houston.....	W	9	6
* Baylor.....	L	0	2
4/19 * Texas Tech.....	L	11	13
4/19 * Texas Tech.....	W	17	6
4/20 * Texas Tech.....	W	21	6
Houston.....	W	6	0
Houston.....	W	3	1
* SMU.....	L	6	9
* SMU.....	W	8	1
* SMU.....	W	10	3
* Rice.....	W	10	5
* Rice.....	W	6	2
* Texas.....	W	1	0

* SWC Game.

ALL-TIME RESULTS - BY YEAR

1969 15-11, 7-8

Houston Baptist.....W	6	5
Sam Houston.....W	9	8
Texas Lutheran.....W	16	0
Trinity.....W	12	3
* SMU.....W	3	0
* SMU.....W	2	1
* SMU.....W	7	5
Missouri.....W	2	0
Missouri.....W	6	5
* TCU.....L	6	7
* TCU.....W	8	5
* TCU.....L	2	10
St. Mary's (TX).....W	3	1
Notre Dame.....L	2	5
4/12 * Texas Tech.....L	0	1
Houston.....W	5	4
* Baylor.....L	0	4
* Baylor.....W	1	0
* Baylor.....L	1	8
Sam Houston.....L	1	14
* Rice.....W	3	1
* Rice.....L	1	3
* Rice.....L	0	3
Houston.....L	7	10
* Texas.....L	1	2
* Texas.....W	5	2

* SWC Game.

1970 25-9, 13-4

Sam Houston.....L	1	2
Sam Houston.....L	3	6
St. Mary's (TX).....W	5	2
St. Mary's (TX).....W	5	0
St. Edward's.....W	8	0
Sam Houston.....W	5	3
* Baylor.....W	7	3
* Baylor.....W	2	1
Minnesota.....L	1	3
Minnesota.....W	7	3
Missouri.....W	3	0
Missouri.....L	0	3
Missouri.....W	9	2
* SMU.....W	5	0
* SMU.....W	7	0
* SMU.....W	11	0
* Baylor.....W	11	2
Southwestern.....W	16	1
Southwestern.....W	5	3
* Rice.....W	4	0
* Rice.....W	3	2
* Rice.....W	4	2
4/18 * Texas Tech.....W	3	0
4/18 * Texas Tech.....W	6	4
Houston.....W	7	6
Houston.....L	0	11
Houston.....W	6	5
* TCU.....L	0	1
* TCU.....L	0	3
* TCU.....W	3	2
* Texas.....W	7	5
* Texas.....L	0	8
* Texas.....L	3	5

* SWC Game.

1971 31-9, 12-6

St. Mary's (TX).....W	2	1
St. Mary's (TX).....W	12	5
St. Edward's.....W	12	6
St. Edward's.....W	9	0
at Sam Houston.....L	2	3
at Sam Houston.....W	3	2
Lamar Tech.....W	3	2
Lamar Tech.....W	3	2
Sam Houston.....W	3	2
Sam Houston.....W	8	7
* SMU.....W	4	1
* SMU.....W	9	3
* SMU.....W	7	6
Minnesota.....W	4	3
Minnesota.....W	7	4
Minnesota.....L	0	3
* at Rice.....W	4	3
* at Rice.....W	8	3
* at Rice.....W	6	2
Missouri.....W	3	0
Missouri.....L	3	11
Missouri.....W	10	4
* at Baylor.....W	7	5
* at Baylor.....W	8	2
* at Baylor.....W	10	5
at St. Mary's (TX).....W	3	2
at St. Mary's (TX).....W	2	0
at Houston.....W	5	1
at Houston.....W	6	1
4/16 * Texas Tech.....W	3	2
4/16 * Texas Tech.....W	1	0
4/17 * Texas Tech.....W	12	7
* at TCU.....L	3	5
* at TCU.....L	3	4
* at TCU.....L	7	8
Houston.....W	7	2
Houston.....W	12	1
* Texas.....L	6	9
* Texas.....L	0	3
* Texas.....L	9	10

* SWC Game.

1972 27-13, 10-8

Iowa State.....W	7	3
Iowa State.....W	13	12
Iowa State.....L	3	4
Iowa State.....W	5	4
at Sam Houston.....L	2	3
at Sam Houston.....L	0	3
Sam Houston.....L	0	1
Sam Houston.....W	3	2
St. Mary's (TX).....W	2	0
St. Mary's (TX).....W	5	2
Lamar.....W	2	1
Lamar.....W	6	1
* TCU.....L	3	6
* TCU.....L	4	10
* TCU.....W	5	3
Minnesota.....W	4	3
Minnesota.....W	8	0
* at SMU.....W	6	0
* at SMU.....W	8	4
* at SMU.....L	3	8
# vs Air Force.....W	1	0
# vs Air Force.....W	6	0
# vs St. Mary's (TX).....W	4	3
# vs St. Mary's (TX).....W	3	2
* Baylor.....W	5	3
* Baylor.....W	5	0
* Baylor.....L	3	4
Houston.....W	2	0
Houston.....W	2	1
4/14 * at Texas Tech.....L	6	10
4/14 * at Texas Tech.....W	21	3
4/15 * at Texas Tech.....W	9	6
at Houston.....W	11	0
at Houston.....L	5	6
* Rice.....W	2	0
* Rice.....L	1	6
* Rice.....W	8	6
* at Texas.....L	2	4
* at Texas.....W	7	6
* at Texas.....L	6	10

at Edinburg, Texas; * SWC Game.

1973 19-9, 9-8

3/2 Iowa State.....W	6	4
Iowa State.....W	1	0
3/3 Iowa State.....W	3	2
Iowa State.....W	4	3
3/6 at Sam Houston.....W	6	5
at Sam Houston.....L	2	11
3/9 Louisiana Tech.....W	2	1
3/16 * Texas Tech.....W	11	4
3/16 * Texas Tech.....L	2	6
3/17 * Texas Tech.....L	3	4
3/19 Minnesota.....W	10	4
Minnesota.....W	4	1
3/20 Minnesota.....W	4	3
Minnesota.....W	3	2
3/23 * SMU.....W	7	6
* SMU.....W	8	1
3/24 * SMU.....W	7	5
4/6 * at TCU.....W	1	0
* at TCU.....L	1	3
4/7 * at TCU.....L	3	4
4/13 * Houston.....W	14	1
* Houston.....W	8	2
4/14 * Houston.....W	9	1
4/20 * at Baylor.....L	5	6
* at Baylor.....L	3	4
4/27 * Texas.....W	1	0
* Texas.....L	1	3
4/28 * Texas.....L	4	6

* SWC Game.

ALL-TIME RESULTS - BY YEAR

1974

31-13, 17-7

2/22	Louisiana TechW	7	1
	Louisiana TechW	14	2
2/23	Louisiana TechW	10	9
	Louisiana TechW	14	0
2/26	St. Mary's (TX)W	3	1
	St. Mary's (TX)W	19	5
3/1	* BaylorW	8	4
3/2	* BaylorW	11	3
	* BaylorW	6	5
3/4	Southwestern LouisianaW	3	1
	Southwestern LouisianaW	6	2
3/5	Southwestern LouisianaL	0	2
	Southwestern LouisianaL	6	7
3/8	* at SMUW	8	1
3/9	* at SMUW	20	0
	* at SMUW	10	5
3/12	at St. Mary's (TX)L	2	3
	at St. Mary's (TX)W	8	2
3/14	# vs MissouriW	7	3
3/14	# vs MissouriL	4	5
3/15	# vs KansasW	7	2
3/15	# vs KansasW	8	3
3/22	* ArkansasW	5	2
3/23	* ArkansasW	15	0
	* ArkansasW	15	1
3/26	MinnesotaW	5	1
	MinnesotaL	0	2
3/29	* TCUW	4	1
3/30	* TCUW	5	4
	* TCUW	16	8
4/5	* at HoustonL	6	13
4/6	* at JpistpmW	18	13
	* at HoustonL	6	9
4/10	CornellL	14	2
	CornellL	9	14
4/12	* at Texas TechL	13	15
4/12	* at Texas TechL	1	4
4/13	* at Texas TechW	5	3
4/19	* RiceW	4	3
4/20	* RiceL	4	6
	* RiceW	7	4
4/26	* at TexasW	11	5
4/27	* at TexasL	0	8
	* at TexasL	3	4

at site unknown; * SWC Game.

1975

32-15-1, 17-7

NCAA REGIONAL

2/12	Sam HoustonW	3	1
	Sam HoustonW	8	0
2/25	St. Mary's (TX)W	7	1
	St. Mary's (TX)W	7	2
2/28	* at BaylorL	3	4
3/1	* at BaylorW	1	0
	* at BaylorL	6	9
3/4	at St. Mary's (TX)W	10	5
	at St. Mary's (TX)W	5	1
3/7	* SMUW	6	3
3/8	* SMUW	6	2
	* SMUW	16	8
3/10	KansasW	2	1
3/11	KansasW	3	2
	KansasW	5	2
3/14	at TulaneL	0	2
	at TulaneT	1	1
3/15	at TulaneW	10	9
3/21	* at ArkansasL	1	4
3/22	* at ArkansasW	3	2
	* at ArkansasW	5	0
3/29	MinnesotaW	5	4
	MinnesotaW	7	3
3/31	* at TCUW	10	3
4/1	* at TCUW	17	1
	* at TCUW	9	1
4/4	* HoustonW	13	2
4/5	* HoustonW	3	1
	* HoustonW	6	5
4/11	* Texas TechW	4	0
4/11	* Texas TechW	1	0
4/12	* Texas TechL	4	7
4/14	Northeast LouisianaW	2	1
	Northeast LouisianaW	3	2
4/18	* at RiceW	9	5
4/19	* at RiceL	9	10
	* at RiceW	10	7
4/25	* TexasL	4	15
4/26	* TexasL	1	11
	* TexasW	9	8
5/9	UT Pan AmericanL	1	6
	UT Pan AmericanL	1	4
5/10	UT Pan AmericanL	0	2
	UT Pan AmericanL	0	4
5/11	UT Pan AmericanL	0	1
5/24	† at OklahomaL	4	5
5/25	† vs IowaW	9	6
	† at OklahomaL	4	6

† NCAA Regional (Norman, Okla.); * SWC Game.

1976

40-13, 15-6

NCAA REGIONAL

2/21	St. Mary's (TX)W	14	7
	St. Mary's (TX)W	7	2
2/24	Sam HoustonW	9	3
	Sam HoustonW	3	2
2/28	Abilene ChristianW	9	3
	Abilene ChristianW	3	2
3/2	at Sam HoustonW	6	2
	at Sam HoustonW	9	8
3/3	Louisiana TechW	3	0
	Louisiana TechW	9	8
3/8	Oklahoma CityW	6	3
	Oklahoma CityW	2	0
3/12	* at SMUW	22	5
3/13	* at SMUW	4	0
	* at SMUW	11	0
3/14	† at St. Mary's (TX)W	4	1
3/15	† vs KansasL	0	2
3/16	† vs IllinoisW	20	0
	† vs TrinityW	8	0
3/17	† vs IllinoisW	2	0
	† vs IllinoisL	1	7
3/19	* TCUW	13	2
3/20	* TCUW	2	0
	* TCUW	5	4
3/24	MinnesotaW	5	2
3/26	* at BaylorW	6	3
3/27	* at BaylorL	2	5
	* at BaylorL	5	6
4/2	* RiceW	7	6
4/3	* RiceL	1	2
	* RiceW	9	2
4/9	* at TexasL	0	3
4/10	* at TexasW	2	0
	* at TexasL	2	8
4/20	McNeeseW	14	4
	McNeeseW	8	2
4/23	* HoustonW	7	4
4/24	* HoustonW	5	0
	* HoustonL	2	5
4/30	* at ArkansasW	7	6
5/1	* at ArkansasW	3	1
	* at ArkansasW	7	5
5/3	St. Mary's (TX)L	0	2
5/4	LamarW	7	2
	LamarW	7	5
5/5	LamarL	3	4
	LamarW	5	3
5/6	LamarW	7	3
	LamarL	3	6
5/28	§ vs MissouriL	3	5
5/29	§ at UT Pan AmericanW	2	1
	§ vs MissouriW	12	3
5/30	§ vs ArizonaL	2	8

† Alamo Tournament (San Antonio, Texas); § NCAA Regional (Edinburg, Texas); * SWC Game.

ALL-TIME RESULTS - BY YEAR

1977

37-16, 18-4

SWC CHAMPIONS
NCAA REGIONAL

2/15	St. Mary's (TX).....W	2	1
	St. Mary's (TX).....L	1	2
2/18	at LSU.....W	15	0
	at LSU.....W	2	1
2/19	at LSU.....W	2	0
	at LSU.....L	2	4
2/21	McNeese.....W	3	2
	McNeese.....W	16	10
2/22	McNeese.....W	7	2
	McNeese.....W	7	6
2/25	* Arkansas.....W	6	0
2/26	* Arkansas.....W	4	3
	* Arkansas.....W	4	0
3/4	* at Texas Tech.....W	5	3
3/5	* at Texas Tech.....L	6	7
3/5	* at Texas Tech.....L	5	6
3/7	Oklahoma City.....L	5	7
	Oklahoma City.....L	2	3
3/8	Oklahoma City.....W	5	4
	Oklahoma City.....W	12	9
3/11	* SMU.....W	4	0
3/12	* SMU.....W	11	0
	* SMU.....W	2	0
3/13	St. Mary's (TX).....W	10	5
	St. Mary's (TX).....L	3	4
3/14	# Kansas.....W	4	2
	# Kansas.....L	5	6
3/15	# Kansas.....W	3	1
	# Mankato State.....W	7	1
3/16	# Trinity.....W	7	3
	# Trinity.....L	6	8
3/18	* at TCU.....W	5	1
3/19	* at TCU.....W	7	3
	* at TCU.....W	17	4
3/23	Minnesota.....W	8	1
	Minnesota.....W	9	5
3/28	* Baylor.....W	9	8
3/29	* Baylor.....W	2	1
	* Baylor.....L	0	8
4/1	* at Rice.....W	4	3
4/8	* Texas.....L	5	12
4/9	* Texas.....W	1	0
	* Texas.....W	8	5
4/15	at Oral Roberts.....L	8	9
	at Oral Roberts.....W	2	0
4/22	* at Houston.....W	2	1
4/23	* at Houston.....W	7	1
	* at Houston.....W	3	0
5/19	§ vs Arkansas.....W	5	2
5/20	§ vs Baylor.....L	1	2
5/22	§ at Texas.....L	5	9
5/26	† vs Southern Illinois.....L	1	4
5/27	† vs Michigan.....L	4	13
	§ SWC Tournament (Austin, Texas); # Alamo Tournament (San Antonio, Texas); † NCAA Mideast Regional (Norman, Okla.); * SWC Game.		

1978

39-16, 19-5

SWC CHAMPIONS
NCAA REGIONAL

2/17	at LSU.....W	4	3
2/19	at LSU.....W	5	4
	at LSU.....W	6	2
2/22	McNeese.....L	1	5
	McNeese.....W	16	2
2/23	McNeese.....W	13	3
2/28	St. Mary's (TX).....L	1	2
	St. Mary's (TX).....W	15	1
3/4	* Houston.....L	2	6
3/5	* Houston.....W	5	0
	* Houston.....L	3	4
3/10	Oral Roberts.....W	3	2
3/11	Oral Roberts.....L	0	7
	Oral Roberts.....W	14	4
3/13	at St. Mary's (TX).....W	4	2
	at St. Mary's (TX).....W	5	2
3/14	at Texas Lutheran.....W	12	1
	at Texas Lutheran.....W	18	5
3/15	Sam Houston.....L	1	2
	Sam Houston.....W	6	1
3/17	* at Texas.....W	5	4
3/18	* at Texas.....W	1	0
	* at Texas.....L	2	5
3/21	USC.....L	2	5
	Minnesota.....L	4	5
3/22	USC.....L	5	8
3/24	* Rice.....W	8	3
3/25	* Rice.....W	4	0
	* Rice.....W	5	0
3/31	* at Baylor.....W	5	3
4/1	* at Baylor.....W	8	4
	* at Baylor.....W	11	9
	% Houston Astros (exhibition game).....W	1	0
4/7	* TCU.....W	4	3
4/8	* TCU.....W	3	1
	* TCU.....W	14	3
4/14	* at SMU.....W	2	1
4/15	* at SMU.....W	3	1
	* at SMU.....L	2	3
4/21	* Texas Tech.....W	4	2
4/22	* Texas Tech.....W	5	0
4/22	* Texas Tech.....W	2	1
4/28	* at Arkansas.....W	6	1
4/29	* at Arkansas.....W	5	0
	* at Arkansas.....L	5	6
5/4	Lubbock Christian.....W	3	1
	Lubbock Christian.....W	6	1
5/5	Lubbock Christian.....W	21	1
	Lubbock Christian.....W	11	10
5/12	§ vs Houston.....L	6	8
5/13	§ vs Arkansas.....W	5	0
5/14	§ vs Houston.....L	10	17
5/26	† at Michigan.....L	1	8
5/27	† vs Missouri.....W	5	1
5/28	† vs Eastern Michigan.....W	6	3
	† at Michigan.....L	0	3
	% Exhibition game (Olsen Field); § SWC Tournament (Austin, Texas); † NCAA Midwest Regional (Ann Arbor, Mich.); * SWC Game.		

1979

30-20, 13-10

2/26	Northeast Louisiana.....W	11	2
	Northeast Louisiana.....W	3	0
2/27	Northeast Louisiana.....W	14	4
	Northeast Louisiana.....L	3	9
3/3	* at Houston.....W	17	2
3/4	* at Houston.....W	8	0
	* at Houston.....W	8	5
3/10	† vs Miami (Ohio).....W	8	2
3/11	† vs FIU.....W	15	3
3/12	† vs Southern Illinois.....L	0	4
3/14	† vs Oklahoma State.....L	1	2
	† at Miami (Fla.).....L	1	3
3/15	† vs Wisconsin-La Crosse.....W	8	0
	† vs Southern Illinois.....W	4	3
3/16	† vs Oklahoma State.....L	1	2
3/17	† vs Bowling Green.....W	4	0
	† at Miami (Fla.).....W	4	3
3/20	Arizona.....W	2	0
	Arizona.....L	3	9
3/23	* at Rice.....L	0	2
3/24	* at Rice.....W	18	5
	* at Rice.....W	11	8
3/26	at St. Mary's (TX).....W	3	0
	at St. Mary's (TX).....W	6	3
4/1	* Baylor.....L	3	7
	* Baylor.....L	3	5
4/6	* at TCU.....W	8	4
4/7	* at TCU.....W	8	1
	* at TCU.....L	6	8
4/10	Oklahoma City.....L	4	5
	Oklahoma City.....W	5	0
4/11	Oklahoma City.....W	2	1
	Oklahoma City.....L	3	7
4/13	* SMU.....W	5	3
4/14	* SMU.....W	3	2
	* SMU (forfeit).....W	9	0
4/18	at Sam Houston.....W	4	1
4/18	at Sam Houston.....W	5	1
4/20	* at Texas Tech.....W	9	0
4/21	* at Texas Tech.....L	2	3
4/21	* at Texas Tech.....L	5	6
4/27	* Arkansas.....W	6	0
4/28	* Arkansas.....L	0	2
	* Arkansas.....L	1	9
5/5	* Texas.....W	1	0
5/6	* Texas.....L	2	3
	* Texas.....L	0	3
5/12	§ at Texas.....L	4	6
5/13	§ vs Baylor.....W	2	1
5/14	§ vs Arkansas.....L	2	6
	† Hurricane Invitational Tournament (Coral Gables, Fla.); § SWC Tournament (Austin, Texas); * SWC Game.		

ALL-TIME RESULTS - BY YEAR

1980	38-14, 17-6	1981	35-16-1, 10-10-1	1982	33-19-1, 10-10-1
2/16	St. Mary's (TX)W 8 2	2/27	Northeast Louisiana.....W 8 3	2/23	St. Mary's (TX)W 11 0
	St. Mary's (TX)W 8 1		Northeast Louisiana.....L 9 11		St. Mary's (TX)W 9 3
2/22	Northeast Louisiana.....W 11 2	2/28	Northeast Louisiana.....L 7 9	2/27	Northeast Louisiana.....W 4 3
	Northeast Louisiana.....W 13 5		Northeast Louisiana.....W 15 5		Northeast Louisiana.....W 1 0
2/23	Northeast Louisiana.....W 8 3	3/7	St. Mary's (TX)W 12 2	2/28	CentenaryW 11 9
	Northeast Louisiana.....W 8 2		St. Mary's (TX)W 5 4	2/28	CentenaryW 5 2
2/26	Lubbock ChristianW 2 1	3/8	Hardin-SimmonsW 11 3	3/3	Louisiana TechW 9 7
	Lubbock ChristianW 8 2		Hardin-SimmonsW 2 1		Louisiana TechW 10 2
2/29	* at BaylorL 2 3	3/10	at St. Mary's (TX)L 1 3	3/8	McNeese.....L 5 7
3/2	* at BaylorW 6 5		at St. Mary's (TX)W 14 4		McNeese.....W 6 0
	* at BaylorW 10 6	3/13	* at RiceL 3 4	3/9	McNeese.....W 4 3
3/7	* TCUL 8 15	3/14	* at RiceW 3 1		McNeese.....W 5 1
3/8	* TCUW 2 0		* at RiceW 7 2	3/12	* RiceW 8 3
	* TCUW 6 5	3/16	Texas Wesleyan.....W 8 0	3/13	* RiceL 5 10
3/9	Hardin-Simmons (10 inn).....W 3 2		Texas Wesleyan.....L 3 7		* RiceW 7 5
	Hardin-SimmonsL 1 4	3/17	SouthwesternW 12 8	3/14	SouthwesternW 5 3
3/11	Midwestern StateW 10 3		SouthwesternW 7 6		SouthwesternL 11 12
	Midwestern StateW 7 6	3/20	CentenaryW 5 2	3/16	Delta StateW 2 0
3/12	CentenaryW 14 3		CentenaryW 4 3		Delta StateW 16 8
	CentenaryW 4 3	3/21	Kansas.....L 4 5	3/17	Delta StateW 11 4
3/14	* at SMUL 9 10		Kansas.....W 9 8	3/19	* at TexasL 2 11
3/15	* at SMUW 3 1	3/24	* at Sam HoustonW 14 9	3/20	* at TexasL 3 8
	* at SMUW 4 0		at Sam HoustonL 7 9		* at TexasL 2 16
3/21	* Texas TechW 10 7	3/27	* at TCUL 0 4	3/21	Kansas.....W 5 3
3/22	* Texas TechW 3 0	3/28	* at TCUL 1 4		Kansas.....L 3 6
3/22	* Texas TechW 5 4		* at TCUL 2 4	3/23	MinnesotaW 3 2
3/28	* at ArkansasL 2 4	3/31	Oklahoma CityW 8 1		MinnesotaW 4 3
	* at ArkansasW 8 5		Oklahoma CityW 9 8	3/26	* TCUT 7 7
4/2	USCW 2 0	4/1	Oklahoma CityW 7 6	3/28	* TCUL 6 8
4/4	* HoustonW 4 1		Oklahoma CityW 7 0	3/28	* TCUW 13 5
4/5	* HoustonW 1 0	4/3	* at HoustonL 0 1	3/30	OklahomaW 2 0
	* HoustonW 4 3	4/5	* at HoustonL 6 9		OklahomaL 3 6
4/8	Oklahoma CityW 2 1		* at HoustonT 3 3	4/2	* HoustonL 2 4
	Oklahoma CityW 19 4	4/10	* ArkansasL 0 4	4/3	* HoustonW 6 5
4/9	Oklahoma CityW 1 0	4/11	* ArkansasW 9 2	4/3	* HoustonL 9 15
	Oklahoma CityW 6 3		* ArkansasL 6 19	4/6	Oklahoma CityW 2 0
4/11	Miami (Fla.)L 1 8	4/14	Sam HoustonW 7 6		Oklahoma CityW 6 1
4/12	Miami (Fla.)L 1 4		Sam HoustonW 4 3	4/7	Oklahoma CityL 5 6
4/18	* at TexasL 1 5	4/17	* at Texas TechW 6 5		Oklahoma CityL 0 2
4/19	* at TexasL 1 4	4/18	* at Texas TechW 4 2	4/9	* at ArkansasL 5 6
	* at Texas (12 inn).....W 5 4	4/18	* at Texas TechL 6 7	4/10	* at ArkansasW 5 2
4/25	Sam Houston (10 inn).....L 1 2	4/21	South AlabamaW 9 3		* at ArkansasL 9 16
	Sam HoustonW 9 0		South AlabamaW 10 4	4/12	at OklahomaW 11 10
4/26	* RiceW 2 1	4/24	* BaylorW 3 1	4/16	* Texas TechW 14 1
	* RiceW 17 7	4/25	* BaylorW 5 4	4/17	* Texas TechW 1 0
4/27	* RiceW 9 5		* BaylorW 5 4	4/17	* Texas TechW 5 3
5/2	Texas Wesleyan.....L 5 6	4/28	TulaneW 4 3	4/23	* at BaylorW 3 2
	Texas Wesleyan.....W 7 0		TulaneW 11 1	4/24	* at BaylorW 4 0
5/3	Texas Wesleyan (8 inn)W 6 5		TulaneW 10 5		* at BaylorL 3 5
	Texas Wesleyan.....L 4 7		* TexasL 1 4	5/11	Lubbock ChristianW 11 5
5/7	§ ArkansasL 10 19		* TexasW 4 2		Lubbock ChristianL 4 7
5/8	§ Texas TechL 5 8		* TexasW 13 5	5/14	§ TexasL 7 12
	§ SWC Tournament (Olsen Field); * SWC Game.		* SWC Game.	5/15	§ HoustonL 6 13
					§ SWC Tournament (Olsen Field); * SWC Game.

YEAR-BY-YEAR

ALL-TIME RESULTS - BY YEAR

1983

24-21, 4-17

2/19	Southwestern.....	L	3	4
	Southwestern.....	W	12	0
2/23	at St. Mary's (TX).....	W	9	0
	at St. Mary's (TX).....	W	8	7
2/25	Hardin-Simmons.....	W	8	1
2/26	Hardin-Simmons.....	W	4	0
	Hardin-Simmons.....	L	3	5
3/1	McNeese.....	W	4	3
	McNeese.....	W	8	5
3/2	McNeese.....	W	15	8
3/6	Cal State Fullerton.....	W	6	1
	Cal State Fullerton.....	W	7	5
3/8	North Texas.....	W	11	4
	North Texas.....	W	3	1
3/9	North Texas.....	W	8	7
3/11	at Miami (Fla.).....	L	1	5
3/12	† vs Maine.....	W	8	2
3/13	† vs Maine.....	W	12	8
3/14	† at Miami (Fla.).....	L	4	16
3/15	† vs Southern Illinois.....	W	11	8
3/19	* at TCU.....	L	2	10
	* at TCU.....	W	15	7
3/20	* at TCU.....	W	17	8
3/22	Minnesota.....	W	13	10
	Minnesota.....	W	11	4
3/25	* at Houston.....	L	2	9
3/26	* at Houston.....	L	3	4
	* at Houston.....	L	2	17
3/29	at Lamar.....	W	5	1
4/1	* Arkansas.....	L	8	10
4/2	* Arkansas.....	L	0	3
	* Arkansas.....	L	9	10
4/9	* at Texas Tech.....	L	5	8
4/10	* at Texas Tech.....	L	9	10
4/10	* at Texas Tech.....	L	10	11
4/15	* Baylor.....	L	1	2
4/16	* Baylor.....	W	11	4
	* Baylor.....	L	1	12
4/19	Lamar.....	W	18	4
4/23	* at Rice.....	L	3	5
4/24	* at Rice.....	L	2	4
	* at Rice.....	W	8	6
5/6	* Texas.....	L	4	13
5/7	* Texas.....	L	11	14
	* Texas.....	L	0	3

† Hurricane Tournament (Coral Gables, Fla.); * SWC Game.

1984

41-21, 13-8

NCAA REGIONAL

2/22	St. Mary's (TX).....	W	9	1
	St. Mary's (TX).....	W	7	0
2/25	McNeese.....	W	13	2
	McNeese.....	W	15	5
2/26	California.....	L	2	10
	California.....	W	4	1
3/2	Hardin-Simmons.....	W	8	1
3/3	Hardin-Simmons.....	W	5	2
	Hardin-Simmons.....	W	4	2
3/6	North Texas.....	W	3	0
	North Texas.....	W	4	1
3/7	North Texas.....	W	5	2
3/9	Southwestern Louisiana.....	L	2	8
3/10	Southwestern Louisiana.....	L	1	4
	Southwestern Louisiana.....	L	2	6
3/12	Northeast Louisiana.....	L	3	4
3/13	at Louisiana Tech.....	W	11	1
	at Louisiana Tech.....	W	6	0
3/15	Southwestern.....	W	8	5
	Southwestern.....	L	1	2
3/18	Kansas.....	W	9	0
	Kansas.....	W	11	3
3/20	Minnesota.....	W	5	1
	Minnesota.....	W	7	0
3/21	Minnesota.....	W	1	0
	Minnesota.....	W	5	3
3/23	* TCU.....	W	5	4
3/24	* TCU.....	W	6	5
	* TCU.....	W	10	1
3/27	Oklahoma City.....	W	3	2
	Oklahoma City.....	W	7	1
3/28	Oklahoma City.....	W	9	8
3/30	* Houston.....	W	8	7
3/31	* Houston.....	W	15	3
	* Houston.....	W	4	2
4/6	* at Arkansas.....	W	10	1
4/7	* at Arkansas.....	L	0	1
	* at Arkansas.....	L	0	4
4/13	* Texas Tech.....	W	13	3
4/13	* Texas Tech.....	W	11	6
4/14	* Texas Tech.....	W	9	8
4/17	UT Pan American.....	W	4	0
	UT Pan American.....	L	0	1
4/18	UT Pan American.....	W	5	2
4/20	* at Baylor.....	L	12	17
	* at Baylor.....	L	0	3
4/21	* at Baylor.....	W	8	1
4/25	Sam Houston.....	L	9	10
4/27	* Rice.....	L	8	12
4/28	* Rice.....	W	6	2
	* Rice.....	L	5	6
5/4	* at Texas.....	L	6	12
5/5	* at Texas.....	W	10	7
	* at Texas.....	L	6	13
5/11	§ vs Rice.....	W	6	2
5/12	§ at Texas.....	L	4	15
5/13	§ vs Rice.....	W	6	5
	§ at Texas.....	L	5	9
5/20	Oklahoma.....	L	6	13
5/24	† vs Oklahoma City.....	L	1	2
5/25	† vs Grambling.....	W	11	5
5/26	† at Oklahoma State.....	L	0	5

§ SWC Tournament (Austin, Texas); † NCAA Regional (Stillwater, Okla.); * SWC Game.

1985

39-16, 12-9

2/24	Northeast Louisiana.....	W	10	1
	Northeast Louisiana.....	W	12	11
2/26	Oklahoma City.....	W	15	0
	Oklahoma City.....	W	7	4
2/27	Oklahoma City.....	W	7	6
3/2	Louisiana Tech.....	W	5	2
	Louisiana Tech.....	W	13	5
3/4	Hardin-Simmons.....	W	10	0
	Hardin-Simmons.....	W	8	1
3/6	Dallas Baptist.....	W	11	1
	Dallas Baptist.....	W	5	0
3/9	at St. Mary's (TX).....	W	3	0
	at St. Mary's (TX).....	W	2	1
3/10	† vs (4) Oklahoma.....	L	5	12
3/11	† vs (4) Oklahoma.....	L	0	7
	† at UT Pan American.....	L	5	7
3/12	† vs Kansas.....	L	9	10
	† vs Kansas State.....	W	10	8
3/13	† vs Arkansas State.....	W	7	4
3/15	Arkansas State (5 inn).....	W	20	0
	Arkansas State (5 inn).....	W	9	5
3/19	Sam Houston (11 inn).....	W	6	5
3/22	* at (17) Houston.....	W	9	7
3/23	* at (17) Houston.....	L	8	12
	* at (17) Houston.....	L	2	8
3/26	Minnesota.....	L	4	10
	Minnesota.....	W	6	4
3/27	Minnesota.....	L	4	7
	Minnesota.....	W	13	2
3/29	* (6) Arkansas.....	W	6	2
3/31	* (6) Arkansas.....	L	4	6
	* (6) Arkansas.....	L	4	15
4/2	North Texas.....	W	1	0
	North Texas.....	W	14	12
4/3	North Texas.....	W	12	9
4/5	* at Texas Tech.....	W	16	4
4/6	* at Texas Tech.....	W	21	9
	* at Texas Tech.....	W	28	5
4/9	UT Pan American.....	W	13	4
	UT Pan American.....	W	13	9
4/10	UT Pan American.....	L	3	10
4/12	* (16) Baylor.....	W	2	1
4/14	* (16) Baylor.....	W	5	2
	* (16) Baylor.....	W	10	6
4/15	Southwestern.....	W	4	3
	Southwestern.....	W	8	2
4/19	* at Rice.....	L	1	2
4/21	* at Rice.....	W	3	0
	* at Rice.....	W	15	6
4/26	* (4) Texas.....	L	5	9
4/27	* (4) Texas.....	L	2	9
	* (4) Texas.....	L	7	8
5/3	* at TCU.....	W	12	5
5/4	* at TCU.....	L	1	6
	* at TCU.....	W	5	0

† UT Pan American Tournament (Edinburg, Texas); * SWC Game.

ALL-TIME RESULTS - BY YEAR

1986 45-23, 16-5

**SWC CO-CHAMPIONS
SWC TOURNAMENT CHAMPIONS
NCAA REGIONAL**

2/15	UT Pan American	L	2	5
	UT Pan American	L	6	7
2/16	UT Pan American	L	2	4
2/19	St. Mary's (TX)	W	3	2
	St. Mary's (TX)	W	9	4
2/21	McNeese	L	3	5
2/22	McNeese	L	4	5
	McNeese	L	2	6
2/25	Lamar	W	6	5
	Lamar	W	15	2
2/27	Lubbock Christian	W	13	4
2/28	Lubbock Christian	W	3	1
	Lubbock Christian	W	8	5
3/1	Southwestern Louisiana	W	16	2
3/2	Southwestern Louisiana	W	3	2
	Southwestern Louisiana	W	11	6
3/4	Sam Houston	W	1	0
	Sam Houston	W	4	0
3/7	at Northeast Louisiana	W	6	2
	at Northeast Louisiana	W	13	2
3/8	at Louisiana Tech	L	2	3
	at Louisiana Tech	W	8	3
3/9	at Louisiana Tech (10 inn)	W	6	3
3/11	Mississippi State	L	9	17
3/12	Mississippi State	L	9	11
3/14	at (24) Hawai'i	L	4	14
3/15	at (24) Hawai'i	W	4	3
3/16	at (24) Hawai'i	L	6	7
3/17	at Hawai'i-Hilo	L	1	3
3/18	at Hawai'i-Hilo	L	0	1
3/22	* (23) Houston	L	1	15
	* (23) Houston	W	10	1
3/23	* (23) Houston	W	9	1
3/24	Bethel College	W	12	2
3/25	Minnesota	L	4	6
	Minnesota	W	10	5
3/28	* at (13) Arkansas	W	6	0
3/29	* at (13) Arkansas	L	0	10
	* at (13) Arkansas	W	5	2
4/1	North Texas	W	7	4
	North Texas (10 inn)	L	5	7
4/2	North Texas	W	12	3
4/4	* Texas Tech	W	17	7
4/5	* Texas Tech	W	10	4
	* Texas Tech	W	12	2
4/8	Dallas Baptist	W	8	7
	Dallas Baptist	W	2	5
4/12	* at Baylor	W	3	1
	* at Baylor	W	4	2
4/13	* at Baylor	W	13	3
4/15	at Sam Houston (10 inn)	W	6	4
4/18	* Rice	W	3	2
4/19	* Rice	W	5	1
	* Rice	W	5	4
4/25	* at (2) Texas	L	1	3
4/26	* at (2) Texas	L	4	5
	* at (2) Texas	L	11	16
5/3	* TCU	W	2	1
5/4	* TCU	W	7	5
	* TCU	W	5	3
5/11	Sam Houston	W	4	3
	Sam Houston	W	6	4
5/16	§ (8) Arkansas	W	4	0
5/18	§ (21) Baylor	W	8	0
5/19	§ (21) Baylor	W	7	6
5/22	† vs (9) South Florida	W	10	2
5/23	† at (1) Florida State	L	9	12
5/24	† vs (9) South Florida	L	7	10

§ SWC Tournament (Olsen Field); † NCAA South II Regional (Tallahassee, Fla.); * SWC Game.

1987 44-22-1, 14-7

NCAA REGIONAL

2/13	Northeast Louisiana	W	16	4
2/14	Northeast Louisiana	W	2	0
	Northeast Louisiana	W	12	3
2/16	Texas Southern	W	15	4
2/17	at Lamar	L	3	4
	at Lamar	W	17	14
2/21	McNeese	W	13	1
	McNeese	W	12	1
2/22	McNeese	W	6	5
2/23	at Sam Houston (10 inn)	T	14	14
2/24	Southwest Texas	W	4	3
	Southwest Texas	W	9	2
2/28	UT Pan American	W	7	4
	UT Pan American	W	5	3
3/1	UT Pan American	W	3	1
3/2	Louisiana Tech	L	1	5
	Louisiana Tech	W	14	0
3/3	Hardin-Simmons	W	9	8
	Hardin-Simmons	W	12	1
3/6	Central Michigan	W	6	3
3/7	Central Michigan	W	2	0
	Central Michigan	W	10	6
3/9	Washington State	W	4	3
3/10	Western Kentucky	L	1	4
3/13	at New Orleans	L	2	9
3/14	at New Orleans	L	3	5
	at New Orleans	L	6	10
3/15	at Southwestern Louisiana	W	15	5
	at Southwestern Louisiana	W	7	6
3/16	at Southwestern Louisiana	L	3	10
3/17	at Mississippi State	L	0	7
3/18	at Mississippi State	L	0	6
3/20	* Arkansas	L	10	17
3/21	* Arkansas	L	2	8
	* Arkansas	L	3	7
3/24	Minnesota	W	8	1
3/25	Minnesota	W	4	1
3/27	* at Texas Tech	W	17	7
	* at Texas Tech	W	10	2
3/28	* at Texas Tech	W	23	6
3/31	North Texas	W	5	2
	North Texas	W	14	1
4/1	North Texas	W	9	5
4/3	* (11) Baylor (10 inn)	W	12	11
4/4	* (11) Baylor	W	13	5
	* (11) Baylor	W	7	2
4/7	Sam Houston	L	3	4
4/10	* at Rice	W	6	5
4/11	* at Rice	W	10	2
	* at Rice	W	16	7
4/13	at (2) Oklahoma State	L	11	14
4/17	* (1) Texas	L	2	8
4/18	* (1) Texas	L	9	10
	* (1) Texas	W	10	3
4/24	* at TCU	W	9	2
4/25	* at TCU	W	7	5
	* at TCU	L	6	7
5/1	* at (22) Houston	W	12	3
5/2	* at (22) Houston	L	3	4
	* at (22) Houston	W	10	4
5/15	§ vs (5) Arkansas	L	3	4
5/16	§ vs Houston	L	7	11
5/21	† vs Purdue	W	13	3
5/22	† at (18) Mississippi State	W	7	4
5/23	† vs (5) Oklahoma State	W	4	1
5/24	† vs (5) Oklahoma State	L	4	7
5/25	† vs (5) Oklahoma State	L	9	11

§ SWC Tournament (Austin, Texas); † NCAA Mideast Regional (Starkville, Miss.); * SWC Game.

1988 52-15, 17-4

NCAA REGIONAL

2/12	Lubbock Christian	W	12	0
2/13	Lubbock Christian	W	10	2
	Lubbock Christian	W	2	1
2/16	Southwest Texas	W	6	4
	Southwest Texas	W	11	6
2/19	(7) New Orleans	W	11	5
2/20	(7) New Orleans	W	4	2
	(7) New Orleans	W	6	2
2/22	at Sam Houston	W	12	2
2/23	Lamar	W	2	1
	Lamar	W	4	2
2/26	at Louisiana Tech	W	9	5
2/27	at Louisiana Tech	L	3	5
	at Louisiana Tech	L	7	13
2/28	at Northeast Louisiana	W	10	4
	at Northeast Louisiana (6 inn)	W	13	3
2/29	at Northeast Louisiana	W	9	0
3/4	UT Pan American	W	3	2
3/5	UT Pan American	W	5	1
	UT Pan American	W	9	6
3/8	Hardin-Simmons	W	5	4
	Hardin-Simmons	W	8	2
3/11	Missouri	L	11	16
3/12	Missouri (10 inn)	W	4	3
	Missouri	W	9	0
3/14	§ at (22) Fresno State (13 inn)	L	5	6
3/15	§ vs Oregon State	W	16	11
3/16	§ vs George Washington	W	13	1
3/17	§ vs Long Beach State	W	8	5
3/18	§ vs (16) Washington State	W	7	6
3/19	§ at (22) Fresno State	L	0	4
3/25	* at (7) Arkansas	L	0	5
3/26	* at (7) Arkansas	W	6	1
	* at (7) Arkansas	W	8	6
3/28	(1) Oklahoma State (10 inn)	L	4	5
3/29	North Texas	W	8	1
3/30	North Texas	W	5	4
4/1	* Texas Tech	W	11	3
4/2	* Texas Tech	W	10	0
	* Texas Tech	W	5	3
4/5	Sam Houston	L	5	7
4/8	* at Baylor	W	10	4
4/9	* at Baylor	W	3	1
	* at Baylor	W	3	0
4/12	Stephen F. Austin	W	7	1
	Stephen F. Austin	W	9	3
4/15	* Rice	W	10	2
4/16	* Rice	W	5	0
	* Rice	W	17	1
4/18	% Houston Astros (exhibition game)	W	1	1
4/19	Texas Southern	W	8	4
4/22	* at (4) Texas	L	2	10
4/23	* at (4) Texas	L	0	1
	* at (4) Texas	L	6	7
4/29	* TCU	W	10	7
4/30	* TCU	W	4	2
	* TCU	W	9	1
5/6	* Houston	W	15	6
5/7	* Houston (8 inn)	W	4	3
	* Houston	W	3	1
5/19	§ at (23) Arkansas	W	4	3
5/20	§ vs Baylor	W	6	1
5/21	§ vs (4) Texas	L	0	10
5/22	§ vs (4) Texas	L	7	12
5/26	† vs Middle Tennessee	L	1	3
5/27	† vs Western Carolina	W	8	6
5/29	† vs Missouri	W	6	2
5/30	† vs (11) Cal State Fullerton	L	3	6

§ Fresno State Tournament (Fresno, Calif.); § SWC Tournament (Fayetteville, Ark.); † NCAA South Regional (Starkville, Miss.); * SWC Game.

ALL-TIME RESULTS - BY YEAR

1989

58-7, 17-4

SWC CO-CHAMPIONS
SWC TOURNAMENT CHAMPIONS
NCAA REGIONAL

2/10	UT Pan American.....W	20	7
2/11	UT Pan American.....W	11	10
	UT Pan American.....W	9	1
2/14	at Southwest Texas.....W	6	1
	at Southwest Texas.....W	2	0
2/17	Northeast Louisiana.....W	8	2
2/18	Northeast Louisiana.....W	15	0
2/21	Sam Houston.....W	9	1
2/22	Southwest Texas.....W	6	3
	Southwest Texas.....W	6	3
2/25	Louisiana Tech.....W	11	4
	Louisiana Tech.....W	12	9
2/26	Louisiana Tech.....W	14	2
2/28	at Lamar.....W	3	1
	at Lamar.....W	11	3
3/3	Central Michigan.....W	3	2
3/7	Hardin-Simmons.....W	6	4
	Hardin-Simmons.....W	5	1
3/11	§ Maine.....W	6	5
3/12	§ Kentucky.....W	3	2
	§ Iowa.....W	7	1
3/13	§ Kentucky.....W	11	4
3/14	§ Iowa.....W	7	4
	§ Maine.....W	16	4
3/18	# vs Northwestern State.....W	12	9
	# vs Northwestern Louisiana.....W	14	3
3/19	# vs (13) Oklahoma State.....L	3	5
3/24	* at Texas Tech.....W	27	2
3/25	* at Texas Tech.....W	15	1
	* at Texas Tech.....W	11	4
3/29	Nebraska.....W	21	4
3/31	* Baylor.....W	10	3
4/1	* Baylor (10 inn).....W	9	8
	* Baylor.....W	12	2
4/4	Sam Houston.....W	9	3
4/5	at Sam Houston.....W	9	6
4/7	* at Rice.....W	9	2
4/8	* at Rice.....W	4	1
	* at Rice.....W	6	3
4/11	Texas Southern.....W	11	1
	Texas Southern (8 inn).....W	13	3
4/15	* (9) Texas.....L	2	6
4/16	* (9) Texas.....W	18	14
	* (9) Texas.....W	8	5
4/18	Stephen F. Austin.....W	7	5
	Stephen F. Austin.....W	6	5
4/21	* at TCU.....L	2	4
4/22	* at TCU.....W	14	3
	* at TCU.....W	10	5
4/28	* at Houston.....W	11	10
4/29	* at Houston.....L	3	11
	* at Houston.....W	12	6
5/5	* (8) Arkansas (16 inn).....L	9	11
5/6	* (8) Arkansas.....W	3	2
	* (8) Arkansas.....W	9	0
5/12	Sam Houston.....W	7	0
5/13	Sam Houston (5 inn).....W	3	0
5/18	§ Houston.....W	15	3
5/19	§ (10) Texas.....W	15	6
5/20	§ (10) Texas.....W	5	4
5/25	† Jackson State.....W	23	3
5/26	† BYU.....W	25	4
5/27	† South Alabama.....W	17	6
5/28	† (12) LSU.....L	5	13
	† (12) LSU (11 inn).....L	4	5

§ Aggie Invitational (Olsen Field); # Dixie Classic (Shreveport, La.); § SWC Tournament (Olsen Field); † NCAA Central Regional (Olsen Field); * SWC Game.

1990

43-17, 11-10

2/9	UT Arlington (10 inn).....W	3	2
2/10	UT Arlington.....W	5	3
	UT Arlington.....W	6	0
2/13	at Sam Houston.....W	4	2
2/16	UT Pan American.....W	3	1
2/17	UT Pan American.....W	7	2
	UT Pan American.....W	8	1
2/20	Lamar.....W	10	5
	Lamar.....W	2	1
2/23	at Louisiana Tech.....L	3	11
2/24	at Louisiana Tech.....L	2	5
	at Louisiana Tech.....W	2	1
2/25	at Northeast Louisiana.....L	2	5
	at Northeast Louisiana.....L	2	6
2/26	at Northeast Louisiana.....W	6	5
3/2	(17) LSU.....W	4	2
3/3	(17) LSU.....W	5	2
	(17) LSU.....L	2	5
3/6	Southwest Texas.....W	11	1
	Southwest Texas.....W	8	5
3/7	at Sam Houston.....L	3	4
3/10	§ St. John's.....W	2	0
3/11	§ Washington State.....W	4	0
	§ Iowa State.....W	6	4
3/12	§ Washington State.....L	0	5
3/13	§ Iowa State.....W	2	0
	§ St. John's.....W	9	0
3/16	Missouri.....W	9	1
3/17	Missouri (8 inn).....W	9	6
	Missouri.....W	3	2
3/20	Southwestern.....W	5	1
	Southwestern.....W	8	5
3/23	* Texas Tech.....W	11	0
3/24	* Texas Tech.....W	9	0
	* Texas Tech.....W	3	1
3/27	Hardin-Simmons.....W	8	7
	Hardin-Simmons.....W	5	2
3/31	* at Baylor.....L	6	7
4/1	* at Baylor.....W	2	0
	* at Baylor.....L	0	7
4/3	Sam Houston.....W	5	2
4/7	* Rice.....W	10	0
	* Rice.....W	13	5
4/8	* Rice.....W	10	7
4/10	Stephen F. Austin (11 inn).....W	1	0
	Stephen F. Austin.....W	9	1
4/13	* at (8) Texas.....L	1	5
4/14	* at (8) Texas.....W	5	3
	* at (8) Texas.....L	1	2
4/17	Texas Southern.....W	6	0
	Texas Southern.....W	9	0
4/20	* TCU.....W	10	9
4/21	* TCU.....L	1	3
	* TCU.....W	13	2
4/27	* Houston.....L	0	1
4/28	* Houston.....L	3	4
	* Houston (10 inn).....L	2	4
5/5	* at (4) Arkansas.....W	4	3
	* at (4) Arkansas.....L	2	6
5/6	* at (4) Arkansas.....L	4	13

§ Aggie Continental Classic (Olsen Field); * SWC Game.

1991

44-23, 13-8

NCAA REGIONAL

2/8	at UT Pan American.....W	4	2
2/9	at UT Pan American.....W	7	3
	at UT Pan American.....L	3	4
2/12	Southwest Texas.....W	4	1
	Southwest Texas.....L	3	4
2/13	Mary Hardin-Baylor.....W	6	0
2/15	Northeast Louisiana.....W	13	2
2/16	Northeast Louisiana.....W	8	5
	Northeast Louisiana.....W	4	0
2/18	Westmont.....W	31	2
2/19	Westmont.....W	8	0
2/22	at (1) LSU.....W	3	1
2/23	at (1) LSU.....L	8	13
	at (1) LSU.....L	0	5
2/26	Sam Houston.....W	4	2
3/1	Louisiana Tech.....L	6	7
3/2	Louisiana Tech.....L	7	11
	Louisiana Tech.....W	5	1
3/5	at Lamar.....W	8	1
	at Lamar.....W	7	6
3/6	Sam Houston.....L	4	7
3/9	§ Kansas State.....W	7	3
3/10	§ Washington.....W	4	3
	§ Illinois.....W	3	2
3/11	§ Washington (8 inn).....W	13	3
3/12	§ Illinois.....W	9	4
	§ Kansas State.....L	0	6
3/16	Arizona.....L	1	5
	Arizona (10 inn).....W	4	3
3/17	Arizona.....W	6	2
3/19	UT Arlington.....W	5	2
	UT Arlington.....W	7	5
3/22	* (21) Arkansas.....W	9	3
3/23	* (21) Arkansas.....W	2	0
	* (21) Arkansas.....L	4	7
3/26	Texas Southern.....W	14	3
	Texas Southern.....W	15	0
3/29	* at Texas Tech.....W	4	0
3/31	* at Texas Tech.....L	3	4
	* at Texas Tech (11 inn).....L	9	10
4/2	Southwestern.....L	1	6
	Southwestern.....W	11	1
4/7	* Baylor.....L	4	10
	* Baylor (11 inn).....L	6	7
4/8	* Baylor.....L	6	12
4/9	Stephen F. Austin.....W	2	0
	Stephen F. Austin.....W	5	2
4/13	* at Rice.....W	4	3
	* at Rice.....W	8	2
4/15	* at Rice.....W	7	3
4/16	Sam Houston.....L	12	15
4/19	* (6) Texas.....W	4	1
4/20	* (6) Texas.....W	8	4
	* (6) Texas.....W	6	5
4/26	* at TCU.....W	9	2
4/27	* at TCU.....W	4	3
	* at TCU.....W	5	2
5/4	* at Houston.....W	8	6
5/5	* at Houston.....L	3	4
	* at Houston.....L	2	18
5/16	§ Baylor.....W	9	3
5/17	§ (6) Texas.....L	4	5
5/18	§ TCU.....L	2	4
5/24	† vs (20) Southwestern Louisiana.....W	16	4
5/26	† vs (23) South Alabama.....W	12	0
5/27	† at (7) LSU.....L	1	7
	† vs (20) Southwestern Louisiana.....L	10	13

§ Aggie Continental Classic (Olsen Field); § SWC Tournament (Olsen Field); † NCAA Regional (Baton Rouge, La.); * SWC Game.

ALL-TIME RESULTS - BY YEAR

1992 41-20, 22-14

NCAA REGIONAL

2/7 * at Rice.....	L	1	3
2/8 * at Rice.....	W	12	3
* at Rice.....	L	2	3
2/12 Southwest Texas.....	W	6	2
Southwest Texas.....	W	9	1
2/14 at (14) Arizona.....	L	4	12
2/15 at (14) Arizona.....	W	11	8
2/16 at (14) Arizona (10 inn).....	L	5	6
2/18 Mary Hardin-Baylor.....	W	4	2
Mary Hardin-Baylor.....	W	8	1
2/21 * Houston.....	W	5	2
2/22 * Houston.....	W	3	2
* Houston.....	W	5	4
2/26 Sam Houston.....	W	9	2
2/28 % vs (4) Mississippi State (11 inn) ...	W	5	0
2/29 % vs (4) Florida State.....	W	9	1
3/1 % vs (23) Minnesota.....	L	8	9
3/6 * Baylor (10 inn).....	W	7	6
3/7 * Baylor.....	L	0	4
* Baylor.....	L	6	7
3/10 Lamar.....	W	5	2
3/13 * Texas Tech.....	W	2	1
3/14 * Texas Tech.....	W	7	2
* Texas Tech.....	W	2	1
3/16 at UT Pan American.....	W	7	0
3/17 # vs Miami (Ohio).....	W	3	2
# vs Oral Roberts.....	L	0	9
3/20 * at (8) Texas (10 inn).....	W	11	9
3/21 * at (8) Texas.....	L	1	8
* at (8) Texas.....	L	2	13
3/24 Sam Houston.....	W	12	0
3/27 * at TCU.....	L	3	4
3/28 * at TCU.....	W	6	3
* at TCU.....	W	9	3
3/31 UT Arlington.....	W	8	2
4/4 * at Texas Tech (10 inn).....	W	1	0
* at Texas Tech.....	L	0	1
4/5 * at Texas Tech.....	L	1	3
4/10 * (6) Texas.....	L	3	10
4/11 * (6) Texas.....	L	4	5
4/12 * (6) Texas.....	W	11	5
4/14 Stephen F. Austin.....	W	2	1
Stephen F. Austin.....	W	12	0
4/20 * at Baylor.....	W	3	1
* at Baylor.....	W	1	0
4/21 * at Baylor.....	L	2	9
4/22 Sam Houston.....	W	3	0
4/24 * at Houston.....	W	4	2
4/25 * at Houston.....	L	1	2
* at Houston.....	W	4	1
5/1 * Rice.....	W	8	7
5/2 * Rice.....	W	4	0
* Rice.....	W	6	4
5/16 * TCU.....	W	11	2
5/17 * TCU.....	W	6	2
* TCU (10 inn).....	L	5	6
5/21 † vs California.....	W	15	6
5/22 † vs (22) Georgia Tech (10 inn).....	L	2	3
5/23 † at (7) Florida.....	W	6	5
† vs (22) Georgia Tech.....	W	7	5
5/24 † vs California.....	L	4	11

% Oscar Mayer Tournament (Metrodome, Minneapolis, Minn.); # at Edinburg, Texas; † NCAA Regional (Gainesville, Fla.); * SWC Game.

1993 53-11, 15-3

SWC CHAMPIONS NCAA REGIONAL CHAMPIONS COLLEGE WORLD SERIES

2/9 Dallas Baptist.....	W	5	4
Dallas Baptist.....	W	7	6
2/12 Washington.....	W	3	2
2/13 Washington.....	W	8	4
Washington.....	W	7	4
2/14 Washington.....	W	6	5
2/16 at Southwest Texas.....	W	9	2
2/19 Northeast Louisiana.....	W	7	1
2/20 Northeast Louisiana.....	W	9	1
2/23 at Sam Houston.....	W	7	0
2/24 Concordia Lutheran.....	W	17	3
2/26 UT Pan American.....	W	4	1
2/27 UT Pan American.....	W	3	1
UT Pan American.....	W	4	2
3/2 Southwest Texas.....	L	0	1
Southwest Texas.....	W	5	2
3/6 Maine.....	L	5	6
Maine.....	W	11	2
3/7 Maine.....	W	6	5
3/9 Illinois State.....	W	12	3
3/10 Illinois State.....	W	9	4
Illinois State.....	W	4	0
3/14 at New Orleans.....	W	9	4
at New Orleans.....	W	5	3
3/15 at Southeastern Louisiana.....	W	5	1
3/20 * at TCU.....	W	8	2
* at TCU.....	W	6	0
3/21 * at TCU.....	L	2	3
3/23 Sam Houston.....	W	11	7
3/26 * at Houston.....	W	6	3
* at Houston.....	W	20	10
* at Houston (11 inn).....	W	19	14
3/30 Mary Hardin-Baylor.....	W	8	7
Mary Hardin-Baylor.....	W	11	4
4/2 Lubbock Christian.....	W	16	0
Lubbock Christian.....	W	18	3
4/6 at UT Arlington.....	L	6	8
4/9 * (11) Texas Tech.....	W	6	1
4/10 * (11) Texas Tech.....	W	11	4
* (11) Texas Tech.....	W	4	3
4/13 Sam Houston.....	L	6	7
Sam Houston.....	W	5	4
4/14 Texas Southern.....	W	12	2
4/16 * at Baylor.....	W	1	0
4/17 * Baylor.....	L	1	2
* Baylor.....	W	9	2
4/20 UT Arlington.....	W	4	2
4/23 * Rice.....	W	7	6
4/24 * Rice.....	W	12	9
* Rice.....	W	16	10
4/27 UTSA.....	W	2	0
4/30 * (5) Texas.....	W	6	2
5/1 * at (5) Texas.....	W	9	1
5/2 * at (5) Texas.....	L	1	3
5/13 § at (4) Texas.....	L	7	21
5/14 § vs (12) Texas Tech.....	W	10	8
5/15 § at (4) Texas.....	L	10	11
5/27 † Yale.....	W	13	1
5/28 † Lamar.....	W	10	5
5/29 † (17) UCLA.....	W	11	4
5/30 † North Carolina.....	W	14	2
6/4 § vs (10) Kansas.....	W	5	1
6/6 § vs (3) LSU.....	L	8	13
6/8 § vs (5) Long Beach State.....	L	2	6

§ SWC Tournament (Austin, Texas); † NCAA Central I Regional (Olsen Field); § College World Series (Omaha, Neb.); * SWC Game.

1994 31-22, 6-12

2/11 UT Pan American.....	W	17	0
2/12 UT Pan American.....	W	9	0
UT Pan American.....	W	8	7
2/15 Southeastern Louisiana.....	W	10	2
2/16 McNeese.....	W	5	4
2/18 at Arizona.....	W	16	3
2/19 at Arizona.....	W	4	0
2/20 at Arizona.....	W	14	5
2/23 Southwest Texas.....	W	5	4
Southwest Texas.....	L	1	6
2/26 New Orleans.....	L	1	2
New Orleans.....	W	5	3
2/27 New Orleans.....	L	2	5
3/2 at Sam Houston.....	L	2	8
3/4 Indiana State.....	W	10	3
3/5 Indiana State.....	W	8	2
Indiana State.....	W	8	1
3/7 Tampa.....	W	7	5
3/8 at Lamar.....	L	1	7
at Lamar.....	L	2	3
3/11 # Penn State (10 inn).....	W	8	7
3/12 # (4) USC.....	L	1	5
# Kansas State.....	W	1	0
3/13 # (4) USC.....	L	1	16
# Kansas State.....	W	8	0
3/14 # Penn State.....	L	1	6
3/18 * at (6) Texas.....	L	1	2
3/19 * (6) Texas (10 inn).....	L	7	8
3/20 * (6) Texas.....	L	7	20
3/22 Mary Hardin-Baylor.....	W	9	6
3/25 * at Rice.....	L	0	10
3/26 * at Rice.....	L	0	3
* at Rice.....	L	3	4
3/29 St. Olaf.....	W	3	0
4/1 * Houston.....	W	15	9
4/2 * Houston.....	W	2	1
* Houston.....	L	3	8
4/5 Sam Houston.....	W	2	0
4/8 Dallas Baptist.....	W	9	4
4/9 Dallas Baptist.....	W	7	4
Dallas Baptist.....	W	12	4
4/12 UTSA.....	W	2	1
4/15 * at Texas Tech (10 inn).....	W	8	5
4/16 * at Texas Tech.....	L	5	9
* at Texas Tech.....	L	5	6
4/19 Stephen F. Austin.....	W	3	2
4/22 * Baylor.....	W	3	0
4/23 * at Baylor (10 inn).....	L	4	5
* at Baylor.....	W	12	11
4/26 Sam Houston.....	L	7	8
4/29 * (16) TCU.....	L	7	13
4/30 * (16) TCU.....	L	3	6
* (16) TCU.....	W	8	4

Aggie Continental Classic (Olsen Field); * SWC Game.

ALL-TIME RESULTS - BY YEAR

1995 44-22-1, 15-9

NCAA REGIONAL

2/7	UT ArlingtonW	7	3
	UT ArlingtonW	5	4
2/10	UT Pan AmericanW	10	1
2/11	UT Pan AmericanL	4	5
	UT Pan AmericanW	6	2
2/17 #	vs TulaneL	5	11
2/18 #	vs New OrleansL	12	13
2/19 #	vs (1) LSUL	6	7
2/21	UTSAL	4	9
2/22	Stephen F. AustinW	21	0
2/24	ArizonaW	4	1
2/25	ArizonaW	11	5
2/26	ArizonaT	3	3
2/28	at Sam HoustonW	11	9
3/3	Cal State NorthridgeL	2	4
3/4	Cal State NorthridgeW	8	6
3/5	Cal State NorthridgeL	1	8
3/8	Mary Hardin-BaylorW	20	3
3/10 §	AlabamaW	6	2
3/11 §	IllinoisL	3	11
	§ New MexicoL	3	4
3/12 §	IllinoisW	10	3
3/13 §	New MexicoW	14	3
	§ AlabamaW	5	4
3/16*^vs	BaylorL	4	6
3/17*^vs	TCUW	15	10
3/18*^vs	(7) TexasW	9	5
3/19*^vs	(17) RiceL	5	21
3/24 *	(17) RiceW	8	4
3/25 *	(17) RiceL	3	4
	* (17) RiceL	7	13
3/28	at UTSAW	16	6
4/1 *	at HoustonW	10	4
	* at HoustonW	9	5
4/2 *	at Houston (10 inn)W	4	1
	* at HoustonW	7	0
4/6	Sam HoustonW	12	4
4/7	Dallas BaptistW	11	5
4/8	Dallas BaptistW	4	3
	Dallas BaptistW	9	1
4/11	Southwest TexasW	5	0
4/14 *	at BaylorW	17	8
4/15 *	BaylorW	3	2
	* BaylorW	4	0
4/18	LamarW	6	1
4/21 *	(7) Texas TechW	6	4
4/22 *	(7) Texas TechL	6	13
	* (7) Texas TechL	0	4
4/23 *	(7) Texas Tech (10 inn)W	9	8
4/25	Sam HoustonW	7	4
4/28 *	(13) TexasL	5	10
4/29 *	at (13) TexasL	11	16
4/30 *	at (13) TexasW	25	6
5/12 *	at TCUL	3	6
5/13*!	vs TCUW	20	15
5/14 *	at TCUW	10	9
5/18 §	(12) RiceW	8	6
5/19 §	(4) Texas TechL	5	6
5/20 §	(13) TexasW	11	6
	§ (4) Texas TechW	9	4
5/21 §	(4) Texas TechL	6	8
5/26 †	vs (14) FIUL	5	9
5/27 †	vs UMassW	14	11
5/28 †	vs (14) FIUW	4	2
	† vs North CarolinaW	7	0
5/29 †	at (6) Miami (Fla.)W	4	0
	† at (6) Miami (Fla.)L	2	5

Winn-Dixie Showdown (Superdome, New Orleans); § Continental Airlines Aggie Baseball Classic (Olsen Field); ^ SWC First Pitch Tournament (Cougar Field, Houston); ! at The Ballpark in Arlington (Arlington, Texas); § SWC Tournament (Olsen Field); † NCAA Atlantic II Regional (Coral Gables, Fla.); * SWC Game.

1996 37-21, 12-12

2/8	at ArizonaL	7	8
2/9	at ArizonaL	1	6
2/10	at ArizonaW	9	8
2/13	Mary Hardin-BaylorW	19	1
2/16	UT Pan AmericanW	4	0
2/17	UT Pan AmericanW	6	3
	UT Pan AmericanW	14	3
2/18	McNeeseW	9	3
2/20	at UT ArlingtonW	9	2
	at UT Arlington (11 inn)L	3	4
2/23	NichollsW	18	1
2/24	NichollsW	14	13
	NichollsW	11	5
2/27	at Sam HoustonL	8	9
3/2	MaineW	14	4
	MaineW	11	3
3/3	MaineW	15	6
3/5	at LamarW	15	0
3/8 §	MichiganW	7	5
3/9 §	Old DominionW	5	3
	§ Northern IowaW	12	4
3/10 §	MichiganW	4	2
	§ Old DominionL	3	6
3/11 §	Northern IowaW	11	6
3/14*^vs	BaylorL	1	12
3/15*^vs	TCUW	3	2
3/16*^vs	TexasW	8	4
3/17*^vs	RiceL	2	6
3/22 *	HoustonL	13	15
3/23 *	HoustonW	11	8
	* HoustonW	5	4
3/24 *	HoustonW	11	3
3/29 *	at (2) Texas TechL	9	26
3/30 *	at (2) Texas TechL	5	7
	* at (2) Texas TechL	7	10
3/31 *	at (2) Texas TechL	1	12
4/2	Sam HoustonW	17	6
4/6	Dallas BaptistL	4	5
	Dallas BaptistL	2	6
4/9	Southwest TexasW	6	5
	Southwest TexasW	9	8
4/12 *	TCUW	13	3
4/13 *	TCUW	16	7
	* TCUW	8	7
4/16	Sam HoustonW	9	2
4/19 *	at RiceL	0	5
4/20 *	at RiceL	4	8
	* at RiceL	3	6
4/23	UTSAW	15	4
4/26 *	at (11) TexasL	4	17
4/27 *	(11) TexasL	7	11
4/28 *	(11) TexasW	11	10
5/10 *	at BaylorW	16	8
	* at BaylorW	9	1
5/11 *	BaylorW	5	2
5/15 §	vs RiceL	7	9
5/16 §	vs HoustonW	12	10
5/17 §	vs BaylorL	1	8

§ Continental Airlines Aggie Baseball Classic (Olsen Field); ^ SWC First Pitch Tournament (Cougar Field, Houston); § SWC Tournament (Lubbock, Texas); * SWC Game.

1997 39-22, 19-11

NCAA REGIONAL

2/3	at Southwest TexasL	3	4
	at Southwest TexasW	17	10
2/7	UT Pan AmericanW	8	7
2/8	UT Pan AmericanW	4	3
2/9	UT Pan AmericanW	10	3
2/11	UT ArlingtonL	4	5
	UT ArlingtonW	6	5
2/14	ArizonaL	2	3
2/15	ArizonaW	5	1
2/16	ArizonaW	5	4
2/17	NevadaL	4	10
	NevadaW	9	5
2/21	Washington StateW	13	2
2/22	Washington StateW	11	9
2/23	Washington StateW	3	1
2/28 *	at BaylorL	5	10
3/1 *	BaylorW	13	11
3/2 *	BaylorL	10	11
3/4	at (3) RiceW	2	1
3/7 *	at MissouriW	6	5
3/8 *	at MissouriL	1	4
3/9 *	at MissouriL	4	6
3/11	Penn StateW	18	1
3/14 *	(17) Oklahoma StateW	8	4
3/15 *	(17) Oklahoma StateL	3	9
3/16 *	(17) Oklahoma StateL	7	11
3/18	Lamar (10 inn)L	4	5
3/19	at HoustonL	4	6
3/21 *	at (22) OklahomaW	8	7
3/22 *	at (22) Oklahoma (10 inn)W	5	4
3/23 *	at (22) Oklahoma (10 inn)L	11	12
3/26	UTSAW	6	4
	UTSAW	4	3
3/28 *	at Kansas StateL	5	7
3/29 *	at Kansas StateW	9	8
	* at Kansas StateW	9	7
4/1	Sam HoustonW	13	8
4/2	at Sam HoustonW	5	1
4/5 *	Iowa StateW	19	4
	* Iowa StateW	5	4
4/6 *	Iowa StateW	8	7
4/8	Southwest TexasL	4	10
4/11 *	NebraskaW	7	5
4/12 *	NebraskaW	5	2
4/13 *	NebraskaW	3	0
4/15	HoustonW	8	4
4/18 *	TexasW	6	3
4/19 *	at TexasL	2	6
4/20 *	at TexasL	4	9
4/22	Sam HoustonW	8	2
4/26 *	KansasW	10	5
	* KansasW	10	9
4/27 *	KansasW	8	0
5/9 *	at (4) Texas TechL	9	12
5/10 *	at (4) Texas TechW	5	3
5/11 *	at (4) Texas TechW	13	11
5/15 %	vs (14) OklahomaW	11	3
5/16 %	vs (12) Oklahoma StateL	10	16
5/17 %	vs (6) Texas TechL	6	9
5/22 †	vs Fresno StateL	1	2
5/23 †	at (6) StanfordL	1	3

% Big 12 Tournament (All Sports Stadium, Oklahoma City); † NCAA West Regional (Palo Alto, Calif.); * Big 12 Game.

ALL-TIME RESULTS - BY YEAR

1998 46-20, 21-9

**BIG 12 CHAMPIONS
NCAA REGIONAL**

2/6	UT Pan American.....W	9	0
2/7	UT Pan American.....W	6	3
	UT Pan American.....W	10	3
2/11	Tarleton.....W	9	4
2/13	! vs Arkansas State.....W	7	0
2/14	! vs Oral Roberts.....W	17	3
2/15	! at UT Arlington.....W	10	6
2/17	Dallas Baptist.....W	10	9
	Dallas Baptist.....W	5	1
2/20	Ole Miss.....L	3	17
2/21	Ole Miss.....W	6	3
2/22	Ole Miss (10 inn).....W	3	2
2/24	at Sam Houston.....L	7	10
2/27	* (15) Texas Tech.....W	5	4
2/28	* (15) Texas Tech (10 inn).....L	5	6
3/1	* (15) Texas Tech.....W	11	2
3/3	Michigan.....L	6	8
3/4	Michigan.....W	12	0
3/6	* Missouri.....W	9	2
3/7	* Missouri.....L	3	6
3/8	* Missouri.....W	4	3
3/10	Southwest Texas.....W	6	0
	Southwest Texas.....L	3	4
3/13	* at Oklahoma State.....W	8	0
3/14	* at Oklahoma State.....L	6	9
	* at Oklahoma State.....L	2	9
3/17	UTSA.....L	1	3
3/18	Houston Baptist.....W	9	2
3/20	* (7) Oklahoma.....W	7	3
3/21	* (7) Oklahoma.....W	8	5
3/22	* (7) Oklahoma.....L	4	5
3/24	at Houston (8 inn).....W	6	3
	at Houston.....W	7	4
3/27	* Kansas State.....W	10	2
3/28	* Kansas State.....W	10	4
3/29	* Kansas State.....W	9	5
3/31	UTSA (7 inn).....W	18	4
4/3	* at Iowa State.....L	1	10
4/4	* at Iowa State.....W	10	4
	* at Iowa State.....W	7	4
4/7	Sam Houston.....L	4	5
4/10	* at Nebraska.....L	3	4
4/11	* at Nebraska.....W	13	5
	* at Nebraska.....W	9	4
4/14	(13) Rice.....W	10	9
4/17	* at Texas.....L	5	12
4/18	* Texas.....W	5	1
4/19	* Texas.....W	11	4
4/21	Houston (10 inn).....L	7	9
4/24	* at Kansas.....W	12	1
4/25	* at Kansas.....W	17	12
4/26	* at Kansas.....W	10	9
4/28	Sam Houston.....W	13	5
5/1	* (16) Baylor.....W	8	1
5/2	* at (16) Baylor.....W	8	4
5/3	* at (16) Baylor.....L	2	5
5/14	% vs (22) Oklahoma State.....W	4	3
5/15	% vs (13) Oklahoma.....L	4	10
5/16	% vs (15) Baylor.....W	8	5
	% vs (19) Texas Tech.....W	11	7
5/17	% vs (19) Texas Tech.....L	7	14
5/21	† Charlotte.....W	17	0
5/22	† Mississippi State.....W	4	3
5/23	† Mississippi State.....L	9	10
5/24	† (14) Washington.....W	6	4
	† Mississippi State.....L	5	11

! Arlington Morning News/UTA Invitational (Arlington, Texas); % Big 12 Tournament (Bricktown Ballpark, Oklahoma City); † NCAA Central Regional (Olsen Field); * Big 12 Game.

1999 52-18, 23-6

**BIG 12 CHAMPIONS
NCAA REGIONAL CHAMPIONS
NCAA SUPER REGIONAL CHAMPIONS
COLLEGE WORLD SERIES**

2/5	UT Pan American.....W	12	2
2/6	UT Pan American (7 inn).....W	15	1
	UT Pan American.....W	21	5
2/12	at Arizona.....L	5	11
2/13	at Arizona.....L	2	5
2/14	at Arizona.....W	18	9
2/16	Southwest Texas.....W	11	4
2/20	UT Arlington (7 inn).....W	8	0
	UT Arlington.....W	12	0
2/21	UT Arlington.....W	7	1
2/23	at Sam Houston.....W	7	3
2/26	* (19) Oklahoma State.....W	5	3
2/27	* (19) Oklahoma State.....W	7	4
2/28	* (19) Oklahoma State.....W	4	3
3/2	at UTSA.....L	9	10
3/5	* Iowa State.....W	8	3
3/6	* Iowa State.....W	6	1
3/7	* Iowa State (8 inn).....W	14	1
3/9	at Houston.....W	8	7
3/14	* at (17) Texas Tech.....L	4	5
	* at (17) Texas Tech.....L	1	9
3/17	at Southwest Texas.....W	13	4
3/19	§ UNLV.....L	3	14
3/20	§ Michigan (11 inn).....W	6	4
	§ Cal State Northridge (7 inn).....W	7	0
3/21	§ Michigan.....W	8	2
3/22	§ Cal State Northridge.....W	12	9
	§ UNLV (7 inn).....W	5	4
3/24	Lamar.....W	7	2
3/26	* at Missouri (10 inn).....W	2	1
3/27	* at Missouri.....L	8	12
3/28	* at Missouri.....W	6	3
3/30	at (4) Rice.....L	6	7
4/2	* (18) Nebraska.....W	14	4
4/3	* (18) Nebraska.....W	16	5
	* (18) Nebraska (10 inn).....W	3	2
4/6	Sam Houston.....W	15	4
4/9	* at Kansas State.....W	3	0
4/10	* at Kansas State (8 inn).....W	15	3
4/11	* at Kansas State.....W	7	2
4/13	UTSA.....W	12	11
4/16	* at (7) Baylor.....L	2	7
4/17	* (7) Baylor.....W	5	4
4/18	* (7) Baylor.....W	11	10
4/19	Tarleton.....W	7	2
4/20	Houston.....L	5	15
4/23	* Kansas.....W	8	1
4/24	* Kansas.....W	12	5
4/25	* Kansas.....W	10	3
4/27	Sam Houston.....W	14	10
4/30	* (17) Texas (7 inn).....L	6	18
5/1	* at (17) Texas (10 inn).....W	10	6
5/2	* at (17) Texas.....W	10	1
5/14	* at Oklahoma.....W	9	3
5/15	* at Oklahoma.....L	12	13
5/16	* at Oklahoma.....W	9	5
5/19	% vs Oklahoma.....L	5	10
5/20	% vs (16) Oklahoma State.....W	4	2
5/21	% vs Oklahoma.....W	10	3
5/22	% vs (24) Nebraska.....L	7	8
5/28	† Monmouth.....W	6	0
5/29	† Long Beach State.....L	5	7
	† Ole Miss.....W	13	7
5/30	† Long Beach State.....W	9	5
	† Long Beach State.....W	17	7
6/4	^ (17) Clemson.....W	20	3
6/5	^ (17) Clemson.....L	3	10
6/6	^ (17) Clemson.....W	5	4
6/12	! vs (3) Florida State.....L	3	7
6/14	! vs (4) Cal State Fullerton.....L	2	4

§ Aggie Continental Airlines Classic (Olsen Field); % Big 12 Tournament (Bricktown Ballpark, Oklahoma City); † NCAA Regional (Olsen Field);

2000 23-35, 11-19

2/4	! vs Washington State.....L	3	5
2/5	! vs Oregon State (7 inn).....W	9	4
2/6	! vs Washington State.....L	4	14
2/8	UTSA.....L	0	4
2/11	at UTSA.....W	6	2
2/12	at UT Pan American (7 inn).....L	1	3
	at UT Pan American.....L	3	5
2/15	at Southwest Texas.....W	11	6
2/18	Arizona.....L	1	4
2/19	Arizona.....W	8	3
2/20	Arizona.....W	7	3
2/22	at Sam Houston.....L	1	2
2/25	* Kansas State.....W	19	5
2/26	* Kansas State.....W	9	4
2/27	* Kansas State.....W	9	4
2/29	Texas A&M-Corpus Christi (7 inn).....W	20	4
3/3	* (5) Baylor.....L	2	3
3/4	* at (5) Baylor.....L	4	10
3/5	* at (5) Baylor.....L	4	6
3/7	at (10) Houston.....W	9	5
3/10	* Texas Tech.....L	5	8
3/11	* Texas Tech.....W	2	1
3/12	* Texas Tech (7 inn).....W	16	4
3/18	# Central Michigan (7 inn).....L	3	5
	# Oregon State (7 inn).....W	3	0
3/19	# Central Michigan (7 inn).....L	0	5
	# Ohio State (7 inn).....L	7	8
3/20	# Oregon State (7 inn).....L	1	6
	# Ohio State (7 inn).....W	2	1
3/24	* at Iowa State.....W	10	5
3/25	* at Iowa State.....W	14	1
3/26	* at Iowa State (8 inn).....W	15	1
3/28	Sam Houston.....W	6	1
3/31	* at Kansas.....W	6	3
4/1	* at Kansas.....W	8	6
4/2	* at Kansas (11 inn).....L	1	8
4/4	(9) Houston.....W	5	4
4/7	* Oklahoma (11 inn).....L	1	3
4/8	* Oklahoma.....L	2	5
4/9	* Oklahoma.....L	1	5
4/10	at Lamar.....L	5	8
4/11	Southwest Texas.....L	4	6
4/14	* at Oklahoma State.....L	3	14
4/15	* at Oklahoma State.....L	2	6
4/16	* at Oklahoma State.....L	3	5
4/18	Rice.....L	5	7
4/20	* at (19) Nebraska (7 inn).....L	2	16
4/21	* at (19) Nebraska.....L	3	11
	* at (19) Nebraska.....L	3	10
4/25	Sam Houston.....W	6	5
4/28	* at (6) Texas.....L	1	3
4/29	* (6) Texas.....L	2	7
4/30	* (6) Texas.....W	4	2
5/12	* Missouri (10 inn).....L	11	13
5/13	* Missouri.....L	2	6
5/14	* Missouri.....L	5	6
5/17	% vs Baylor.....L	3	12
5/18	% vs Texas Tech.....L	6	8

! Spalding Fiesta Tournament (Albuquerque Sports Stadium, Albuquerque, N.M.); # Continental Express Aggie Baseball Classic (Olsen Field); % Phillips 66 Big 12 Tournament (Bricktown Ballpark, Oklahoma City); * Big 12 Game.

ALL-TIME RESULTS - BY YEAR

2001

33-27, 15-15

2/9	Arkansas StateW	4	3
2/10	Arkansas StateL	4	8
2/11	Arkansas StateW	3	2
2/13	\$ vs Southwest TexasW	7	3
2/16	at ArizonaL	6	9
2/17	at ArizonaL	5	12
2/18	at ArizonaL	5	16
2/20	at Sam HoustonL	1	2
2/24	* (16) Baylor (11 inn)L	1	2
	* (16) BaylorL	5	11
2/25	* at (16) BaylorW	8	6
2/27	* at HoustonW	7	6
3/4	# Penn State (7 inn)W	7	2
	# Indiana State (7 inn)W	4	0
3/5	# UNLV (7 inn)L	4	8
	# Penn State (7 inn)W	13	2
3/6	Penn StateW	2	1
	Indiana StateW	8	1
3/9	* at OklahomaW	11	9
3/10	* at OklahomaL	7	10
3/11	* at OklahomaW	3	2
3/13	LamarW	8	2
3/16	* Iowa StateW	2	1
3/17	* Iowa State (11 inn)L	2	3
3/18	* Iowa StateW	6	1
3/20	Sam HoustonW	3	2
3/23	* at Kansas StateL	3	5
3/24	* at Kansas StateW	1	0
3/25	* at Kansas StateW	10	1
3/30	UT Pan AmericanW	10	1
3/31	UT Pan AmericanW	11	4
4/1	UT Pan AmericanW	11	2
4/3	at (1) RiceL	1	5
4/4	UTSAW	9	3
4/6	* KansasW	8	0
4/7	* KansasW	5	2
4/8	* KansasL	2	5
4/10	HoustonL	2	4
4/13	* at Texas Tech (8 inn)L	7	17
4/14	* at Texas TechL	1	4
4/15	* at Texas TechL	4	7
4/17	Sam HoustonL	3	4
4/20	* Oklahoma StateL	3	7
4/21	* Oklahoma StateW	9	6
4/22	* Oklahoma StateL	4	9
4/24	Southwest TexasL	4	7
4/27	* (1) NebraskaL	4	6
4/28	* (1) NebraskaW	11	8
4/29	* (1) NebraskaW	5	4
5/1	at UT ArlingtonL	3	6
5/4	* Texas (11 inn)W	4	3
5/5	* at TexasL	1	8
5/6	* at TexasL	3	4
5/10	* at MissouriW	6	4
5/11	* at MissouriW	10	4
5/12	* at MissouriL	5	8
5/16	% vs TexasW	9	8
5/17	% vs Texas TechW	8	6
5/19	% vs OklahomaW	10	1
5/20	% vs (3) NebraskaL	4	7

\$ at Dell Diamond (Round Rock, Texas); # Continental Express Aggie Baseball Classic (Olsen Field); % Phillips 66 Big 12 Tournament (Bricktown Ballpark, Oklahoma City); * Big 12 Game.

2002

35-24, 13-14

2/8	! vs (11) RiceW	5	2
2/9	! vs LouisianaW	3	2
2/10	! vs HoustonL	1	2
2/12	Southwest TexasW	11	3
2/15	(20) ArizonaW	4	0
2/16	(20) ArizonaW	9	4
2/17	(20) ArizonaW	13	6
2/20	at Sam HoustonW	18	5
2/22	# KentuckyW	4	0
2/23	# Washington State (7 inn)L	5	7
	# Pepperdine (7 inn)W	6	2
2/24	# Washington StateW	6	4
2/25	# Pepperdine (7 inn)L	0	2
	# Kentucky (7 inn)L	1	3
3/1	* (22) Texas Tech (10 inn)W	7	6
	* (22) Texas TechW	8	6
3/3	* (22) Texas TechW	4	1
3/5	UT ArlingtonW	15	5
3/8	* at KansasL	4	5
3/10	* at KansasW	5	3
	* at KansasW	10	6
3/12	UTSAW	4	3
3/13	\$ vs UTSAL	4	9
3/15	* at (11) NebraskaL	4	6
3/16	* at (11) NebraskaL	0	3
3/17	* at (11) Nebraska (8 inn)L	0	10
3/19	Sam HoustonW	5	2
3/22	* (18) OklahomaW	5	4
3/23	* (18) OklahomaL	8	9
3/24	* (18) OklahomaW	11	2
3/26	at LamarW	12	10
3/29	at CentenaryW	10	4
	at CentenaryW	15	3
4/2	Texas A&M-Corpus ChristiW	9	1
4/5	UT Pan American (12 inn)W	2	1
4/6	UT Pan American (7 inn)W	5	4
	UT Pan American (7 inn)L	2	3
4/9	at (7) HoustonL	2	10
4/12	* Kansas StateW	7	3
4/13	* Kansas StateL	6	7
4/14	* Kansas StateW	6	5
4/16	Sam HoustonW	9	2
4/17	Southwest TexasW	2	1
4/19	* (15) BaylorW	8	7
4/20	* at (15) BaylorL	5	6
4/21	* at (15) BaylorL	2	4
4/23	(2) RiceL	4	7
4/26	* MissouriL	10	11
4/27	* Missouri (7 inn)W	16	5
	* Missouri (8 inn)L	2	13
5/10	* at (23) Oklahoma StateW	11	2
5/11	* at (23) Oklahoma StateW	4	1
5/12	* at (23) Oklahoma StateL	2	7
5/17	* at (8) TexasL	1	5
5/18	* (8) TexasL	3	7
5/19	* (8) TexasL	4	7
5/22	% vs (4) TexasW	8	4
5/23	% vs OklahomaL	1	9
5/24	% vs (4) TexasL	4	9

! Astros College Classic (Astros Field, Houston); # Aggie Continental Express Baseball Classic (Olsen Field); \$ at Wolff Stadium (San Antonio, Texas); % Phillips 66 Big 12 Tournament (The Ballpark in Arlington, Arlington, Texas); * Big 12 Game.

2003

45-19, 19-8

NCAA REGIONAL

2/11	Texas A&M-Corpus ChristiW	6	5
2/14	! vs (2) RiceL	5	10
2/15	! vs LouisianaW	11	1
2/16	! vs (11) HoustonW	4	2
2/18	at Sam HoustonW	8	0
2/22	# Creighton (7 inn)W	7	4
	# Utah (7 inn)L	1	4
2/23	# UCLA (7 inn)W	7	2
	# Creighton (7 inn)W	7	2
2/24	# Utah (7 inn)W	5	1
	# UCLA (7 inn)W	3	0
2/28	at ArizonaL	0	11
3/1	at ArizonaW	11	8
3/2	at ArizonaL	1	17
3/4	UTSAW	8	5
3/5	^ vs Southwest Texas (10 inn)W	2	1
3/7	UT Pan American (7 inn)W	14	2
3/8	UT Pan AmericanW	7	5
3/9	UT Pan AmericanW	7	4
3/11	CentenaryW	8	3
3/12	CentenaryW	10	2
3/14	* (12) NebraskaL	2	3
3/15	* (12) NebraskaW	5	1
3/16	* (12) NebraskaW	6	3
3/18	+ vs UTSAL	5	6
3/21	* at (23) Texas TechL	4	5
3/22	* at (23) Texas TechW	10	5
3/23	* at (23) Texas TechL	4	6
3/26	LamarW	6	3
3/28	* at (6) BaylorW	7	2
3/29	* (6) BaylorL	1	9
3/30	* (6) BaylorW	4	3
4/1	Sam HoustonW	15	8
4/4	* at OklahomaL	1	3
4/5	* at Oklahoma (10 inn)W	6	5
4/6	* at OklahomaW	12	3
4/8	at (1) RiceL	0	8
4/11	* at Kansas StateW	6	4
4/12	* at Kansas StateW	12	7
4/13	* at Kansas StateW	16	3
4/15	UT Arlington (11 inn)W	7	6
4/18	* (21) Oklahoma StateW	7	5
4/19	* (21) Oklahoma State (10 inn)L	9	10
4/20	* (21) Oklahoma StateW	4	2
4/22	Sam HoustonW	9	3
4/25	* at (19) MissouriW	6	1
4/26	* at (19) MissouriL	6	7
4/27	* at (19) MissouriW	9	8
5/6	Southwest TexasW	10	4
5/9	* Kansas (10 inn)W	4	3
5/10	* KansasW	12	9
5/11	* Kansas (10 inn)W	5	4
5/13	HoustonL	6	8
5/16	* (5) TexasW	6	4
5/17	* at (5) TexasL	0	3
5/18	* at (5) TexasW	4	1
5/21	\$ vs OklahomaW	11	2
5/22	\$ vs (9) TexasW	3	2
5/24	\$ vs (9) TexasL	7	9
	\$ vs (9) TexasL	4	13
5/30	~ Oral RobertsW	6	3
5/31	~ (23) AlabamaW	16	5
	6/1 ~ HoustonL	6	7
	~ Houston (10 inn)L	6	7

! Minute Maid College Classic (Minute Maid Park, Houston); # Aggie Continental Airlines Classic (Olsen Field); ^ at Dell Diamond (Round Rock, Texas); + at Wolff Stadium (San Antonio); \$ Phillips 66 Big 12 Tournament (Bricktown Ballpark, Oklahoma City); ~ NCAA Regional (Olsen Field); * Big 12 Game.

ALL-TIME RESULTS - BY YEAR

2004 44-22, 14-12

NCAA REGIONAL CHAMPIONS NCAA SUPER REGIONAL

2/14	Texas A&M-Corpus Christi (7 inn) W	15	0
2/15	Texas A&M-Corpus Christi (10 inn)W	4	3
	Texas A&M-Corpus Christi.....W	10	5
2/17	at Sam Houston.....W	15	1
2/20	South Alabama.....W	13	3
2/21	South Alabama.....W	8	0
2/22	South Alabama.....W	4	3
2/27	! Arkansas.....W	7	5
	! New Mexico.....W	2	1
2/28	! New Mexico.....W	11	10
	! Arkansas.....L	4	6
2/29	! Arkansas.....W	9	7
	! New Mexico (8 inn).....W	11	1
	3/5 at UCLA.....L	6	8
3/6	at UCLA.....W	8	4
3/7	at UCLA.....W	8	2
3/9	at Houston.....W	8	7
3/12	Santa Clara.....W	12	2
3/13	Santa Clara.....W	4	3
3/14	Santa Clara.....W	5	4
3/16	at Lamar.....W	12	3
3/17	Sam Houston.....W	15	4
3/19	* Baylor.....L	7	8
3/20	* at Baylor.....L	0	5
3/21	* at Baylor.....W	8	7
3/23	(6) Rice.....L	10	15
3/26	* Texas Tech.....W	5	2
3/27	* Texas Tech.....W	4	1
3/28	* Texas Tech.....L	5	14
3/30	^ vs Texas State (11 inn).....W	10	5
3/31	UTSA (7 inn).....W	11	1
4/2	* at Oklahoma State.....L	3	4
4/3	* at Oklahoma State.....L	2	7
4/4	* at Oklahoma State.....W	9	7
4/6	Sam Houston.....W	8	3
4/9	* at Kansas.....W	14	4
4/10	* at Kansas.....W	4	0
4/11	* at Kansas.....L	7	9
4/13	Houston.....W	8	1
4/16	* (18) Oklahoma.....W	8	1
4/17	* (18) Oklahoma.....L	7	8
4/18	* (18) Oklahoma.....L	5	9
4/20	at UT Arlington.....L	4	5
4/23	* Missouri.....W	1	0
4/24	* Missouri.....W	7	1
4/27	Texas State.....L	0	1
4/30	* at (19) Nebraska.....L	1	4
5/1	* at (19) Nebraska.....W	4	2
5/2	* at (19) Nebraska.....W	7	6
5/12	UTSA.....W	9	2
5/14	* Kansas State.....L	2	3
5/15	* Kansas State.....W	8	0
5/16	* Kansas State.....W	11	4
5/21	* at (2) Texas.....L	3	6
5/22	* (2) Texas.....L	9	12
5/23	* (2) Texas.....W	7	1
5/26	# vs Oklahoma State.....L	5	6
5/27	# vs (1) Texas.....L	6	13
	6/5 \$ vs (22) Lamar.....W	14	3
	\$ vs Texas Southern.....W	12	1
	6/6 \$ at (4) Rice.....L	1	3
	\$ at (4) Rice.....W	7	5
6/12	~ at (8) LSU.....L	8	11
6/13	~ at (8) LSU.....L	0	4

! Domino's Pizza Aggie Baseball Classic; ^ at Dell Diamond (Round Rock, Texas); # Phillips 66 Big 12 Tournament (Ameritrust Field, Arlington, Texas); \$ NCAA Regional (Houston, Texas); ~ NCAA Super Regional (Baton Rouge, La.); * Big 12 Game.

2005 30-25-1, 9-18

2/11	! vs Tennessee.....W	10	1
2/12	! vs (12) Rice.....L	1	3
2/13	! vs Houston.....L	1	6
2/15	at Sam Houston.....W	2	1
2/18	# vs Jacksonville.....W	10	2
2/19	# at South Alabama.....W	4	3
2/20	# vs Wake Forest (7 inn).....W	12	2
2/22	^ vs UTSA.....W	4	1
2/25	% (19) Washington.....W	10	4
2/27	% San Diego (7 inn).....L	0	3
	% (19) Washington (7 inn).....L	0	1
2/28	% Evansville (7 inn).....W	3	0
	% Evansville (7 inn).....W	10	2
3/4	\$ vs (18) USC.....W	3	1
3/5	\$ vs Notre Dame.....W	13	5
3/6	\$ vs Texas State.....W	12	2
3/8	UT Arlington.....L	4	6
3/11	UCLA.....W	15	5
3/12	UCLA.....W	3	2
3/13	UCLA.....W	5	3
3/15	+ vs Texas State.....W	9	3
3/18	* at (24) Texas Tech.....L	1	13
3/19	* at (24) Texas Tech.....L	0	1
3/20	* at (24) Texas Tech.....W	7	5
3/22	at Houston.....W	9	2
3/24	* at Oklahoma (10 inn).....W	7	5
3/25	* at Oklahoma.....L	0	2
	* at Oklahoma.....L	2	3
3/29	Lamar.....W	7	6
4/1	* Kansas (12 inn).....L	5	7
4/2	* Kansas.....W	12	4
4/3	* Kansas.....W	7	5
4/5	Sam Houston (8 inn).....T	6	6
4/8	* at (19) Missouri.....L	1	2
4/9	* at (19) Missouri.....L	3	7
4/10	* at (19) Missouri.....L	3	8
4/12	at (15) Rice.....L	3	5
4/15	* (10) Nebraska.....L	1	2
4/16	* (10) Nebraska (10 inn).....W	5	4
4/17	* (10) Nebraska.....L	4	6
4/19	Texas State (11 inn).....W	4	3
4/20	Texas Southern.....W	8	0
4/22	* at Kansas State.....L	3	5
4/23	* at Kansas State.....L	2	4
4/24	* at Kansas State (10 inn).....W	6	5
4/26	UTSA.....L	3	6
4/29	* Oklahoma State.....W	3	2
4/30	* Oklahoma State.....L	0	8
	5/1 * Oklahoma State.....W	3	1
5/10	Houston.....W	7	6
5/13	* at (9) Baylor.....L	9	10
5/14	* (9) Baylor.....L	1	3
5/15	* (9) Baylor.....L	4	6
5/20	* (3) Texas (10 inn).....W	8	7
5/21	* at (3) Texas.....L	1	2
5/22	* at (3) Texas (7 inn).....L	1	11

! Minute Maid College Classic (Minute Maid Park, Houston); # Coca-Cola Classic (Mobile, Ala.); ^ at Wolff Stadium (San Antonio); % Domino's Pizza Aggie Baseball Classic; \$ Round Rock Classic (Dell Diamond, Round Rock, Texas); + at Dell Diamond; * Big 12 Game.

2006 25-30-1, 6-20-1

2/10	Northwestern State.....W	10	4
2/11	Northwestern State (13 inn).....W	4	3
2/12	Northwestern State.....W	2	1
2/14	at Sam Houston.....W	7	4
2/17	Northern Colorado.....W	6	3
	Northern Colorado.....W	5	0
2/19	Northern Colorado.....W	2	0
2/21	at UT Arlington.....W	14	3
2/24	! UNC Greensboro.....W	5	1
2/25	! Utah.....W	6	1
2/26	! Missouri State.....L	2	3
2/27	! UNC Greensboro.....W	5	3
3/3	at (5) Florida.....W	4	0
3/4	at (5) Florida.....L	1	4
3/5	at (5) Florida.....W	1	0
3/7	^ vs Texas State.....L	4	6
3/10	# vs Notre Dame.....L	4	5
3/11	# vs Louisiana.....L	1	7
3/12	# vs UTSA.....L	2	4
3/13	# vs Illinois.....W	11	1
3/17	* Missouri.....L	1	3
3/18	* Missouri (12 inn).....L	5	6
3/19	* Missouri.....L	0	3
3/21	at Houston.....W	3	2
3/24	* Texas Tech.....L	5	11
3/25	* Texas Tech.....W	5	1
3/26	* Texas Tech.....W	5	4
3/28	at Lamar (10 inn).....W	6	5
3/31	* at Oklahoma State.....L	9	10
4/1	* at Oklahoma State.....L	3	4
4/2	* at Oklahoma State.....L	11	12
4/4	(4) Rice.....L	6	11
4/7	* (16) Oklahoma.....W	3	1
4/8	* (16) Oklahoma (11 inn).....L	0	1
4/9	* (16) Oklahoma.....L	3	6
4/11	Texas State.....L	1	5
4/13	* at (4) Nebraska.....L	4	5
4/14	* at (4) Nebraska.....L	3	4
4/15	* at (4) Nebraska.....L	0	6
4/18	(19) Houston.....L	6	9
4/21	* Baylor.....W	4	2
4/22	* at Baylor.....L	1	4
4/23	* at Baylor.....L	8	9
4/25	UTSA.....W	9	3
4/29	* (7) Texas.....L	3	5
4/30	* (7) Texas.....L	5	6
	5/1 * at (7) Texas.....L	1	6
5/2	Sam Houston.....W	12	9
5/5	Dallas Baptist.....L	1	6
5/6	Dallas Baptist (12 inn).....W	4	3
5/12	* Kansas State.....W	8	3
5/13	* Kansas State.....W	6	3
5/14	* Kansas State.....T	1	1
5/19	* at Kansas.....L	1	2
5/20	* at Kansas.....L	2	6
5/21	* at Kansas.....L	6	11

! Domino's Pizza Aggie Baseball Classic; ^ Dell Diamond (Round Rock, Texas); # UTSA Baseball Classic (Wolff Stadium, San Antonio); * Big 12 Game.

ALL-TIME RESULTS - BY YEAR

2007 48-19, 13-13

BIG 12 TOURNAMENT CHAMPIONS
NCAA REGIONAL CHAMPIONS
NCAA SUPER REGIONAL

2/6	Texas Southern	W	9	1
2/9 #	vs (6) Arizona State	L	4	5
2/10 #	vs Houston	W	3	2
2/11 #	vs (1) Rice	W	4	2
2/13	McNeese	W	5	2
2/16	UT Pan American	W	7	4
2/17	UT Pan American	W	5	2
2/18	UT Pan American	W	6	3
2/20	UT Arlington	W	9	5
2/23	Jacksonville State	W	15	5
2/24	Jacksonville State	W	6	4
2/25	Jacksonville State	W	12	0
2/27	Texas A&M-Corpus Christi	W	8	7
3/2 !	(7) Oregon State	W	5	2
3/3 !	Saint Louis	W	14	3
3/4 !	New Mexico	W	6	5
3/5 !	(7) Oregon State (8 inn)	L	5	6
3/9	Florida	W	7	1
3/10	Florida	W	13	5
3/11	Florida	W	6	1
3/16 *	Kansas	W	9	3
3/17 *	Kansas (11 inn)	L	13	17
3/18 *	Kansas	W	10	9
3/20	at (7) Rice (11 inn)	W	10	9
3/23 *	at (20) Oklahoma	W	7	3
3/24 *	at (20) Oklahoma	L	3	9
3/25 *	at (20) Oklahoma (11 inn)	L	7	8
3/27	TCU	W	13	2
3/30 *	Nebraska	L	4	11
3/31 *	Nebraska	W	8	5
4/1 *	Nebraska	W	8	7
4/3 ^	vs Texas State	W	9	4
4/5 *	at Texas Tech	W	7	4
4/6 *	at Texas Tech	L	3	8
4/10	UTSA	W	6	2
4/14 *	at (25) Missouri	W	3	1
	* at (25) Missouri	L	6	7
4/15 *	at (25) Missouri	W	5	2
4/17	Houston	W	8	3
4/20 *	(15) Oklahoma State	W	4	2
4/21 *	(15) Oklahoma State	L	4	6
4/22 *	(15) Oklahoma State	L	11	12
4/25	Stephen F. Austin	W	6	0
4/27 *	at Baylor	W	12	7
4/28 *	Baylor	W	5	3
4/29 *	Baylor	L	12	16
5/3	Dallas Baptist (12 inn)	W	11	10
5/4	Dallas Baptist	W	3	0
5/5	Dallas Baptist	W	14	6
5/11 *	at Kansas State	W	4	2
5/12 *	at Kansas State	W	2	1
5/13 *	at Kansas State	L	6	11
5/15	McNeese	W	11	6
5/18 *	(5) Texas	L	4	6
5/19 *	at (5) Texas	L	2	3
5/20 *	at (5) Texas	L	1	9
5/23 \$	vs Nebraska	L	3	5
5/24 \$	vs (5) Texas	W	7	3
5/25 \$	vs Kansas State	W	7	2
5/26 \$	vs Baylor	W	14	6
6/1 ~	Le Moynes	W	7	2
6/2 ~	(21) Louisiana	L	4	5
6/3 ~	Ohio State	W	10	4
	~ (21) Louisiana	W	4	1
6/4 ~	(21) Louisiana	W	5	2
6/8 +	at (1) Rice (10 inn)	L	2	3
6/9 +	at (1) Rice	L	2	5

Houston College Classic (Minute Maid Park, Houston); ! Domino's Pizza Aggie Baseball Classic (Olsen Field); ^ Dell Diamond (Round Rock, Texas); \$ Big 12 Championship, Oklahoma City; ~ NCAA Regional (Olsen Field); + NCAA Super Regional (Houston); * Big 12 Game.

2008 46-19, 19-8

BIG 12 CHAMPIONS
NCAA REGIONAL CHAMPIONS
NCAA SUPER REGIONAL

2/22	Northern Colorado	W	9	5
2/23	Northern Colorado (7 inn)	L	1	3
	Northern Colorado	L	2	4
2/24	Northern Colorado	W	5	2
2/26	McNeese	W	8	3
2/27	McNeese	W	8	4
2/29 †	Ohio State	W	8	5
3/1 †	Arkansas	W	15	7
3/2 †	Louisiana Tech	W	7	4
3/4	Nicholls	W	5	1
3/5	Nicholls	W	14	3
3/7	Rutgers	L	8	10
3/8	Rutgers	W	2	1
3/9	Rutgers	W	12	3
3/11	Centenary	W	9	2
3/12	Centenary	W	3	2
3/14 *	Texas Tech (12 inn)	W	6	5
3/15 *	Texas Tech	W	12	1
3/16 *	Texas Tech	L	3	9
3/18	UT ARLINGTON	W	12	0
3/21 *	at Oklahoma State	W	9	5
3/22 *	at Oklahoma State	L	2	3
3/23 *	at Oklahoma State	L	4	6
3/25 #	at UTSA	W	5	4
3/28 *	at Kansas	W	13	6
3/29 *	at Kansas (10 inn)	W	9	6
3/30 *	at Kansas	W	10	8
4/1	Stephen F. Austin	W	8	1
4/2	Stephen F. Austin	W	5	4
4/4 *	Kansas State	W	7	2
4/5 *	Kansas State	W	13	8
4/6 *	Kansas State (8 inn)	W	14	4
4/8	at (19) Houston	W	13	6
4/11 *	Oklahoma	W	8	7
4/12 *	Oklahoma	W	10	3
4/13 *	Oklahoma (7 inn)	W	12	2
4/15	(7) Rice	L	2	11
4/18 *	Baylor	W	2	1
4/19 *	at Baylor	W	11	1
4/20 *	at Baylor (11 inn)	W	13	12
4/22	Texas State	W	14	11
4/25 *	(4) Missouri	W	9	8
4/26 *	(4) Missouri	W	15	0
4/27 *	(4) Missouri (10 inn)	W	3	2
4/29	at TCU	W	3	2
5/1	Dallas Baptist	L	6	12
5/2	Dallas Baptist	W	9	4
5/3	Dallas Baptist	W	5	4
5/6	at Sam Houston	W	13	9
5/9 *	at (5) Nebraska (16 inn)	W	6	3
5/11 *	at (5) Nebraska	L	8	9
	* at (5) Nebraska	L	10	13
5/13	at UT Arlington	L	8	16
5/16 *	at Texas	L	2	5
5/17 *	Texas	W	2	5
5/18 *	Texas	L	3	6
5/21 \$	vs Oklahoma	L	1	4
5/22 \$	vs (24) Texas	L	9	15
5/24 \$	vs (9) Missouri	W	6	2
5/30 !	UIC	W	15	1
5/31 !	Houston	W	22	4
6/1 !	Houston	L	3	4
6/2 !	Houston	W	13	5
6/7 %	at (5) Rice	L	7	9
6/8 %	at (5) Rice	L	5	6

† Domino's Pizza Aggie Baseball Classic (Olsen Field); # Wolff Stadium (San Antonio, Texas); \$ Big 12 Championship, Oklahoma City; ! NCAA Regional (Olsen Field); % NCAA Super Regional (Houston); * Big 12 Game.

2009 37-24, 14-13

NCAA REGIONAL

2/20	Wright State	W	18	2
2/21	Wright State	W	7	6
	Wright State	W	9	0
	Wright State	W	8	5
2/24	Centenary	W	11	1
2/25	Centenary	L	4	8
2/27 †	vs (5) UC Irvine	W	9	2
2/28 †	vs (9) Rice	L	0	2
2/29 †	vs Houston	W	5	3
3/3	Stephen F. Austin	W	2	1
3/4	Stephen F. Austin	W	8	3
3/6	Utah	W	7	2
3/7	Utah	L	0	2
3/8	Utah	W	12	11
3/10	(4) Cal State Fullerton	L	5	15
3/14 *	(5) Baylor	W	6	2
3/15 *	(5) Baylor	W	13	7
3/16 *	at (9) Baylor (10 inn)	L	7	8
3/17	New Mexico	L	6	10
3/18	New Mexico	L	6	9
3/20 *	at Missouri	L	2	3
3/21 *	at Missouri	L	2	6
3/22 *	at Missouri	W	6	5
3/24	UT Arlington	W	11	8
3/27 *	Kansas	W	3	0
3/28 *	Kansas	W	7	6
3/29 *	Kansas	W	6	5
3/31	UTSA	W	16	6
4/3 *	at Texas Tech	L	3	4
4/4 *	at Texas Tech	W	13	7
4/5 *	at Texas Tech	L	6	10
4/7	Houston	L	2	9
4/10 *	at Kansas State	W	4	2
	* at Kansas State	L	4	6
4/11 *	at Kansas State	L	3	4
4/14	at (1) Rice	W	7	3
4/17 *	Nebraska	W	8	2
4/18 *	Nebraska	W	10	1
4/19 *	Nebraska	W	10	1
4/22	Prairie View A&M (7 inn)	W	21	4
4/24 *	(25) Oklahoma State	L	1	4
4/25 *	(25) Oklahoma State	W	7	4
4/26 *	(25) Oklahoma State	W	6	4
4/28	(15) TCU (10 inn)	W	4	3
4/30	Dallas Baptist	W	4	3
5/1	Dallas Baptist	L	10	11
5/2	Dallas Baptist	W	8	2
5/5	Sam Houston	W	8	2
5/8 *	(7) Texas	L	9	11
5/9 *	at (7) Texas	W	3	0
5/10 *	at (7) Texas	L	4	5
5/12	(25) Texas State	W	13	4
5/15 *	at (13) Oklahoma	L	5	6
5/16 *	at (13) Oklahoma	L	0	9
5/17 *	at (13) Oklahoma	L	5	6
5/20 \$	vs (15) Missouri	L	2	5
5/22 \$	vs (8) Oklahoma	W	17	15
5/23 \$	vs Texas Tech	W	11	4
5/29 !	vs (25) Oregon State	L	8	9
5/30 !	vs Wright State (11 inn)	W	6	4
5/31 !	vs (25) Oregon State	L	5	13

† Houston College Classic (Minute Maid Park, Houston); \$ Big 12 Championship, Oklahoma City; ! NCAA Regional (Fort Worth, Texas); * Big 12 Game.

ALL-TIME RESULTS - BY YEAR

2010 43-21-1, 14-12-1

BIG 12 TOURNAMENT CHAMPIONS
NCAA REGIONAL

2/19	Seton HallW	11	2
2/20	Seton HallW	13	6
	Seton HallW	6	3
2/24	Stephen F. AustinL	6	7
2/26	% vs Western KentuckyL	1	5
2/27	% at BaylorW	4	2
2/28	% vs Texas StateW	6	2
3/3	BYUW	5	3
3/5	WinthropW	7	0
3/6	WinthropW	12	4
3/7	WinthropW	2	1
3/9	Penn StateW	17	3
3/10	Penn StateW	7	0
3/12	(25) Washington StateW	4	3
3/13	(25) Washington StateL	5	7
3/14	(25) Washington StateW	6	5
3/19	* Texas TechW	6	3
3/20	* Texas TechW	7	13
3/21	* Texas TechL	6	10
3/23	Northwestern StateL	2	4
3/26	* MissouriW	3	1
3/27	* MissouriW	5	4
3/28	* MissouriL	4	13
3/30	at Texas State (11 inn)L	5	6
4/1	* at KansasL	5	9
4/2	* at KansasW	6	4
4/3	* at Kansas (11 inn)T	8	8
4/6	UTSAW	14	5
4/9	* BaylorW	4	3
4/10	* at BaylorL	1	13
4/11	* at BaylorL	1	2
4/13	at (10) TCUL	1	6
4/16	* at (3) Texas (11 inn)L	3	4
4/17	* (3) TexasL	0	14
4/18	* (3) TexasL	0	8
4/20	(23) RiceW	7	1
4/23	* (17) OklahomaW	6	2
4/24	* (17) Oklahoma (13 inn)L	5	6
4/25	* (17) OklahomaL	2	10
4/27	Prairie View A&MW	7	5
4/30	* at NebraskaW	6	1
5/1	* at NebraskaW	10	5
5/2	* at NebraskaL	0	1
5/4	at Sam HoustonW	3	1
5/6	Dallas BaptistW	10	6
5/7	Dallas BaptistW	4	2
5/8	Dallas BaptistL	6	8
5/11	at HoustonW	12	3
5/12	CentenaryW	15	3
5/14	* at Oklahoma StateW	7	0
5/15	* at Oklahoma State (10 inn)W	5	3
5/16	* at Oklahoma StateW	6	1
5/18	UT ArlingtonW	11	7
5/21	* (23) Kansas State (10 inn)L	7	8
5/22	* (23) Kansas StateW	10	2
5/23	* (23) Kansas StateW	3	2
5/26	\$ vs Texas TechW	9	3
5/27	\$ vs MissouriW	7	2
5/29	\$ vs (1) TexasW	9	3
5/30	\$ vs Baylor (10 inn)W	5	3
6/4	! vs FIUW	17	3
6/5	! at (11) MiamiL	1	14
6/6	! DartmouthW	4	3
	! at (11) MiamiW	11	7
6/7	! at (11) MiamiL	3	10

% QTI Baylor Classic (Waco, Texas); \$ Phillips 66 Big 12 Championship, Oklahoma City; ! NCAA Regional (Coral Gables, Fla.); * Big 12 Game.

2011 47-22, 19-8

BIG 12 CHAMPIONS
BIG 12 TOURNAMENT CHAMPIONS
NCAA REGIONAL CHAMPIONS
NCAA SUPER REGIONAL CHAMPIONS
COLLEGE WORLD SERIES

2/18	Le MoyneW	3	1
2/19	Le MoyneW	10	2
2/20	Le MoyneW	14	0
2/22	Prairie View A&MW	11	1
2/25	Gonzaga (11 inn)W	1	0
2/26	GonzagaW	4	2
2/27	GonzagaL	3	6
3/1	UT Pan AmericanW	4	1
3/2	UT Pan AmericanW	7	0
3/4	! vs UtahL	1	2
3/5	! vs (17) RiceL	0	1
3/6	! vs HoustonW	11	4
3/8	CentenaryW	21	3
3/11	FIU (10 inn)W	6	5
3/12	FIU (10 inn)L	1	2
3/13	FIUW	8	5
3/15	(13) Cal State FullertonW	2	0
3/18	* at (2) OklahomaL	0	1
3/19	* at (2) OklahomaW	11	1
3/20	* at (2) OklahomaW	5	2
3/22	SFAW	7	5
3/25	* Kansas (10 inn)W	2	1
3/26	* KansasW	11	1
3/27	* KansasW	3	1
3/30	at UT Arlington (10 inn)W	7	4
4/1	* at Kansas StateW	6	3
4/2	* at Kansas StateW	4	3
4/3	* at Kansas StateL	4	9
4/5	HoustonL	2	3
4/8	* at Texas Tech (12 inn)L	3	4
4/9	* at Texas TechW	5	4
4/10	* at Texas TechW	14	8
4/12	at (22) RiceL	0	2
4/15	* at BaylorW	5	1
4/16	* BaylorL	1	12
4/17	* BaylorW	2	1
4/19	(7) TCUL	2	4
4/22	* (15) Oklahoma StateW	11	2
4/23	* (15) Oklahoma StateW	5	1
4/24	* (15) Oklahoma StateW	8	1
4/26	Sam Houston (12 inn)L	5	8
4/29	* at MissouriL	9	10
4/30	* at MissouriL	1	9
5/1	* at Missouri (7 inn)W	3	2
5/3	% at UTSA (10 inn)L	2	3
5/5	Dallas BaptistW	4	2
5/6	Dallas Baptist (10 inn)L	10	14
5/7	Dallas BaptistW	14	2
5/10	(25) Texas StateW	15	5
5/13	* NebraskaW	7	3
5/14	* NebraskaW	5	2
5/15	* NebraskaW	5	1
5/17	UT ArlingtonW	1	0
5/19	* (4) TexasL	2	4
5/20	* at (4) TexasL	4	6
5/21	* at (4) TexasW	3	0
5/25	\$ vs Texas TechW	10	5
5/26	\$ vs Kansas StateW	4	1
5/28	\$ vs Kansas State (11 inn)W	9	8
5/29	\$ vs Missouri (10 inn)W	10	9
6/3	# Wright StateW	11	0
6/4	# Seton HallW	6	3
6/5	# (22) ArizonaL	4	7
6/7	# (22) ArizonaW	3	0
6/11	† at (6) Florida StateW	6	2
6/12	† at (6) Florida StateL	9	23
6/13	† at (6) Florida StateW	11	2
6/19	\$ vs (4) South CarolinaL	4	5
6/21	\$ vs (8) CaliforniaL	3	7

! Houston College Classic (Minute Maid Park, Houston); \$ Phillips 66 Big 12 Championship, Oklahoma City; # NCAA Regional (Olsen Field); † NCAA Super Regional (Tallahassee, Fla.); \$ College World Series (TD Ameritrade Park, Omaha, Neb.); * Big 12 Game.

2012 43-18, 16-8

NCAA REGIONAL

2/17	UICW	10	0
2/18	UICW	9	2
2/19	UICW	7	0
2/21	Stephen F. AustinW	4	3
2/24	Holy Cross (11 inn)W	3	2
2/25	Holy Cross (10 inn)L	3	7
2/26	Holy CrossW	8	2
2/28	Northwestern StateW	14	10
2/29	Northwestern StateW	8	1
3/2	Michigan StateW	7	3
3/3	Michigan StateW	4	0
3/4	Michigan StateW	9	8
3/6	Prairie View A&MW	10	1
3/9	(11) Cal State FullertonW	6	1
3/10	(11) Cal State Fullerton (11 inn)L	5	6
3/11	(11) Cal State FullertonL	3	4
3/13	UT Pan AmericanW	10	4
3/14	UT Pan AmericanL	2	5
3/16	* Kansas StateL	12	15
3/17	* Kansas StateW	9	2
3/18	* Kansas StateW	7	2
3/23	at PepperdineW	4	0
3/24	at PepperdineW	9	2
3/25	at PepperdineW	12	5
3/27	Houston BaptistW	7	2
3/30	* MissouriW	8	6
3/31	* MissouriL	3	4
4/1	* MissouriW	7	6
4/3	UTSA (7 inn)W	4	3
4/5	* (22) Oklahoma (12 inn)W	4	3
4/6	* (22) OklahomaW	5	2
4/7	* (22) OklahomaW	5	3
4/10	UT ArlingtonL	2	3
4/13	* at KansasW	8	0
4/14	* at KansasW	6	4
4/15	* at KansasL	3	5
4/17	(7) RiceL	4	5
4/20	* (6) BaylorL	3	5
4/21	* at (6) BaylorL	0	1
4/22	* at (6) BaylorL	5	7
4/24	at TCUW	4	1
4/27	* (20) TexasW	6	5
4/28	* at (20) TexasW	12	4
4/29	* at (20) TexasL	1	2
5/1	at (21) Sam HoustonW	10	0
5/4	* Texas TechW	4	2
5/5	* Texas TechW	7	2
5/6	* Texas Tech (12 inn)L	4	8
5/11	San Diego StateW	4	1
5/12	San Diego StateW	1	0
5/13	San Diego StateW	4	2
5/15	Texas StateW	5	1
5/17	* at (22) Oklahoma StateW	5	2
5/18	* at (22) Oklahoma StateW	8	7
5/19	* at (22) Oklahoma StateW	5	4
5/23	\$ vs. KansasW	10	4
5/24	\$ vs. MissouriL	3	5
5/25	\$ vs. KansasL	3	5
6/1	# DaytonW	4	1
6/2	# Ole MissL	3	6
6/3	# TCUL	2	10

\$ Phillips 66 Big 12 Championship, Oklahoma City; # NCAA Regional (Blue Bell Park); * Big 12 Game.

ALL-TIME RESULTS - BY YEAR

2013

34-29, 13-16

NCAA REGIONAL

2/15 UIC.....	L	0	2
2/16 UIC.....	W	4	3
2/17 UIC.....	W	5	1
2/19 Stephen F. Austin.....	W	9	2
2/20 Texas Southern.....	W	7	1
2/22 Pepperdine.....	L	3	5
2/23 Pepperdine.....	W	3	1
2/24 Pepperdine.....	L	1	2
2/26 Northwestern State.....	W	9	5
2/27 Northwestern State.....	W	2	1
3/1 ! vs. Houston.....	L	6	7
3/2 ! vs. (12) Rice.....	W	8	3
3/3 ! vs. (1) North Carolina (7 inn).....	L	2	14
3/5 Prairie View A&M.....	W	8	2
3/8 at (10) Cal State Fullerton.....	W	6	1
3/9 at (10) Cal State Fullerton.....	L	0	2
3/10 at (10) Cal State Fullerton.....	L	6	7
3/12 Houston Baptist.....	W	6	5
3/15 * Georgia.....	W	4	1
3/16 * Georgia (10 inn).....	W	2	1
3/17 * Georgia.....	W	11	4
3/19 Dallas Baptist.....	W	2	0
3/22 * at (6) Ole Miss.....	L	2	8
3/24 * at (6) Ole Miss (7 inn).....	W	2	1
3/24 * at (6) Ole Miss (7 inn).....	W	10	6
3/26 UT Arlington.....	W	7	0
3/28 * at (13) South Carolina.....	L	2	3
3/29 * at (13) South Carolina.....	L	4	6
3/30 * at (13) South Carolina.....	L	3	6
4/2 UTSA.....	W	11	4
4/5 * Auburn (10 inn).....	L	4	6
4/6 * Auburn.....	L	5	10
4/7 * Auburn.....	W	4	1
4/9 Sam Houston.....	W	4	1
4/12 * (16) Mississippi State.....	L	2	3
4/13 * (16) Mississippi State.....	L	3	9
4/14 * (16) Mississippi State.....	L	4	15
4/16 at Sam Houston State (11 inn).....	L	8	9
4/19 * at (10) Arkansas.....	W	5	3
4/20 * at (10) Arkansas.....	L	2	12
4/21 * at (10) Arkansas.....	L	1	2
4/23 at Texas State.....	L	1	4
4/26 * at Alabama.....	L	2	3
4/27 * at Alabama.....	L	2	3
4/30 Grambling State.....	W	6	2
5/3 * Missouri.....	W	2	1
5/4 * Missouri.....	W	6	5
5/5 * Missouri.....	W	4	1
5/9 * (3) LSU.....	W	2	1
5/10 * (3) LSU.....	L	4	7
5/11 * (3) LSU (8 inn).....	L	1	2
5/14 UT Pan American (7 inn).....	W	12	2
5/16 * at Tennessee.....	W	5	1
5/17 * at Tennessee.....	W	8	4
5/18 * at Tennessee.....	L	5	7
5/21 \$ vs Florida.....	W	6	3
5/22 \$ vs. (1) Vanderbilt.....	W	5	0
5/23 \$ vs. (13) Mississippi State.....	L	4	6
5/24 \$ vs. (1) Vanderbilt.....	L	0	3
5/31 # vs. UC Santa Barbara.....	L	4	6
6/1 # vs. UTSA.....	W	6	1
6/2 # vs. UC Santa Barbara.....	W	5	4
6/2 # (3) Oregon State.....	L	1	6

! Astros Foundation College Classic (Minute Maid Park, Houston); \$ SEC Tournament, Hoover, Alabama; # NCAA Regional (Corvallis, Oregon); * SEC Game.

2014

36-26, 14-16

NCAA REGIONAL

2/14 Northeastern.....	W	10	2
2/15 Northeastern.....	W	11	2
2/16 Northeastern.....	W	1	0
2/18 Stephen F. Austin.....	W	12	3
2/21 Sacramento State.....	L	0	1
2/22 Sacramento State.....	W	7	5
2/23 Sacramento State.....	W	5	0
2/25 Houston Baptist.....	W	5	1
3/1 at Fresno State.....	L	0	5
3/1 at Fresno State.....	L	5	6
3/2 at Fresno State.....	L	0	1
3/4 at UT Arlington.....	W	5	4
3/5 Texas Southern.....	W	6	0
3/7 Louisiana Tech.....	W	5	3
3/8 Louisiana Tech.....	W	6	5
3/9 Louisiana Tech.....	L	1	5
3/11 UT Pan American.....	W	13	0
3/12 UT Pan American.....	W	6	2
3/14 * at Auburn.....	L	0	4
3/15 * at Auburn.....	L	2	5
3/15 * at Auburn.....	W	9	0
3/18 Columbia (11 inn).....	W	8	7
3/21 * Florida (11 inn).....	L	3	5
3/22 * Florida.....	W	5	4
3/23 * Florida (11 inn).....	W	4	3
3/25 Sam Houston.....	L	1	8
3/28 * at Georgia.....	L	2	3
3/29 * at Georgia.....	L	1	6
3/30 * at Georgia.....	W	9	5
4/1 (12) Houston.....	L	8	10
4/4 * (21) Alabama.....	L	1	5
4/5 * (21) Alabama.....	W	13	8
4/5 * (21) Alabama.....	L	4	6
4/8 Prairie View A&M.....	W	8	2
4/11 * at (7) Vanderbilt.....	W	10	4
4/12 * at (7) Vanderbilt.....	L	5	8
4/13 * at (7) Vanderbilt.....	W	8	2
4/16 Abilene Christian.....	W	20	2
4/18 * (17) Kentucky.....	L	3	6
4/19 * (17) Kentucky.....	L	4	11
4/20 * (17) Kentucky.....	W	14	2
4/22 at (11) Rice.....	W	6	5
4/24 * at (20) Mississippi State.....	L	1	5
4/25 * at (20) Mississippi State.....	W	6	3
4/26 * at (20) Mississippi State.....	W	6	4
4/29 Texas State.....	W	9	2
5/2 * (5) LSU (10 inn).....	L	4	5
5/3 * (5) LSU.....	W	3	2
5/4 * (5) LSU.....	W	4	3
5/9 * at Arkansas.....	L	2	3
5/10 * at Arkansas.....	L	3	7
5/11 * at Arkansas (10 inn).....	W	6	5
5/13 Sam Houston.....	W	3	1
5/15 * (16) Ole Miss.....	L	4	8
5/16 * (16) Ole Miss.....	L	2	4
5/17 * (16) Ole Miss.....	W	9	6
5/20 \$ vs Arkansas.....	L	0	4
5/30 # vs (20) Texas.....	L	1	8
5/31 # vs George Mason.....	W	7	3
6/1 # at (12) Rice (10 inn).....	W	9	8
6/1 # vs (20) Texas.....	W	3	2
6/2 # vs (20) Texas.....	L	1	4

\$ SEC Tournament, Hoover, Alabama; # NCAA Regional (Houston, Texas); * SEC Game.

2015

50-14, 18-10

NCAA REGIONAL CHAMPIONS

NCAA SUPER REGIONAL

2/13 Holy Cross.....	W	19	2
2/14 Holy Cross.....	W	16	11
2/15 Holy Cross.....	W	6	1
2/17 Stephen F. Austin.....	W	6	0
2/20 Penn State.....	W	9	3
2/21 Penn State.....	W	15	2
2/22 Penn State.....	W	5	2
2/24 Houston Baptist.....	W	4	1
2/25 UIW.....	W	7	0
2/27 Dartmouth.....	W	4	3
2/28 Dartmouth.....	W	8	1
3/1 Dartmouth.....	W	10	4
3/3 Dallas Baptist.....	W	7	5
3/6 ! vs Nebraska.....	W	2	1
3/7 ! vs (13) Houston.....	W	6	0
3/8 ! vs Baylor.....	W	3	2
3/10 UT Pan American.....	W	4	1
3/11 UT Pan American (11 inn).....	W	4	3
3/13 * Auburn.....	W	6	2
3/14 * Auburn.....	W	10	4
3/15 * Auburn.....	W	6	1
3/17 Prairie View A&M.....	W	11	2
3/20 *^ at Alabama.....	W	4	2
3/21 *^ at Alabama.....	W	10	5
3/21 *^ at Alabama.....	L	2	6
3/24 at UTSA.....	W	11	1
3/27 * Missouri.....	W	7	4
3/28 * Missouri.....	L	2	3
3/29 * Missouri.....	W	14	6
3/31 Sam Houston.....	W	19	4
4/4 * at Kentucky (7 inn).....	W	5	2
4/4 * at Kentucky (7 inn).....	W	6	3
4/7 (13) Rice.....	W	4	3
4/10 * Mississippi State.....	W	3	1
4/11 * Mississippi State.....	L	2	3
4/12 * Mississippi State.....	W	13	5
4/15 Abilene Christian.....	W	3	2
4/18 * Arkansas.....	W	13	6
4/18 * Arkansas.....	L	8	9
4/19 * Arkansas (7 inn).....	L	2	8
4/21 UT Arlington.....	W	4	2
4/23 * at (1) LSU.....	L	3	4
4/24 * at (1) LSU.....	L	6	9
4/25 * at (1) LSU.....	W	6	2
4/28 Texas State (11 inn).....	W	8	7
5/1 * at Tennessee.....	W	6	5
5/2 * at Tennessee.....	W	6	1
5/3 * at Tennessee.....	W	8	7
5/8 * South Carolina.....	L	7	9
5/9 * South Carolina.....	W	15	14
5/10 * South Carolina.....	L	7	8
5/14 * at Ole Miss.....	W	4	0
5/16 * at Ole Miss (7 inn).....	L	4	7
5/20 \$ vs Alabama.....	W	4	3
5/21 \$ vs (9) Vanderbilt.....	W	6	1
5/23 \$ vs (9) Vanderbilt.....	L	3	12
5/29 # Texas Southern.....	W	5	0
5/30 # California (14 inn).....	L	1	2
5/31 # Coastal Carolina.....	W	8	1
5/31 # California (12 inn).....	W	4	3
6/1 # California.....	W	3	1
6/6 + at (4) TCU.....	L	4	13
6/7 + at (4) TCU (10 inn).....	W	2	1
6/8 + at (4) TCU (16 inn).....	L	4	5

! Houston College Classic (Minute Maid Park, Houston, Texas); ^ Hoover Metropolitan Stadium, Hoover, Alabama; \$ SEC Tournament, Hoover, Alabama; # NCAA Regional (College Station, Texas); + NCAA Super Regional (Fort Worth, Texas); * SEC Game.

ALL-TIME RESULTS - BY YEAR

2016 49-16, 20-10

SEC TOURNAMENT CHAMPIONS NCAA REGIONAL CHAMPIONS NCAA SUPER REGIONAL

2/19	Hofstra.....W	5	2
2/20	Hofstra.....W	15	4
2/21	Hofstra.....W	5	0
2/23	Stephen F. Austin.....W	21	1
2/24	Prairie View A&M.....W	11	0
2/26	at Pepperdine.....L	5	7
2/27	at Pepperdine.....W	6	0
2/28	at Pepperdine.....W	4	0
3/1	Houston Baptist (13 inn).....W	3	2
3/4	Yale.....W	12	5
3/5	Yale.....W	13	0
3/6	Yale.....W	10	2
3/8	Northwestern State.....W	7	6
3/11	Fresno State.....W	3	2
3/12	Fresno State (10 inn).....W	4	3
3/13	Fresno State.....W	12	1
3/15	Texas.....W	5	4
3/19	* at Auburn.....W	12	8
3/19	* at Auburn.....L	7	9
3/20	* at Auburn.....W	12	10
3/17	Texas A&M-Corpus Christi (7 inn).....W	13	3
3/24	* (13) LSU.....W	6	1
3/25	* (13) LSU.....L	2	3
3/26	* (13) LSU.....W	3	1
3/29	at (25) Houston.....W	7	2
4/1	* at (3) Florida.....L	4	7
4/2	* at (3) Florida.....L	2	7
4/3	* at (3) Florida.....L	7	10
4/5	at Rice.....L	3	4
4/8	* Georgia.....W	5	0
4/9	* Georgia.....W	15	1
4/10	* Georgia.....W	10	2
4/12	Abilene Christian.....W	10	4
4/15	* at (8) Mississippi State.....W	10	3
4/16	* at (8) Mississippi State.....W	10	6
4/17	* at (8) Mississippi State.....W	10	5
4/19	Texas State.....W	14	1
4/22	* Alabama (10 inn).....W	4	3
4/23	* Alabama.....L	4	7
4/24	* Alabama.....W	2	1
4/26	UT Arlington.....W	7	3
4/30	* at Arkansas.....L	5	9
4/30	* at Arkansas (11 inn).....W	11	8
5/1	* at Arkansas.....W	6	2
5/5	* (5) Vanderbilt.....W	1	0
5/6	* (5) Vanderbilt.....L	1	6
5/7	* (5) Vanderbilt.....W	3	0
5/13	* at (8) South Carolina.....W	3	0
5/14	* at (8) South Carolina.....W	5	2
5/15	* at (8) South Carolina.....L	7	10
5/17	Sam Houston.....L	0	5
5/19	* (6) Ole Miss.....W	6	1
5/20	* (6) Ole Miss.....W	11	5
5/21	* (6) Ole Miss.....L	2	3
5/25	§ vs (6) Vanderbilt.....L	5	6
5/26	§ vs (9) South Carolina.....W	4	1
5/27	§ vs (6) Vanderbilt (7 inn).....W	13	3
5/28	§ vs (10) Ole Miss.....W	12	8
5/29	§ vs (1) Florida.....W	12	5
6/3	# Binghamton.....W	4	2
6/4	# Wake Forest.....W	22	2
6/5	# Minnesota.....W	8	2
6/6	+ (11) TCU.....L	2	8
6/7	+ (11) TCU.....W	7	1
6/8	+ (11) TCU.....L	1	4

§ SEC Tournament, Hoover, Alabama; # NCAA Regional (College Station, Texas); + NCAA Super Regional (College Station, Texas); * SEC Game.

2017 41-23, 16-14

NCAA REGIONAL CHAMPIONS NCAA SUPER REGIONAL CHAMPIONS COLLEGE WORLD SERIES

2/17	Bowling Green.....W	15	1
2/18	Bowling Green.....W	19	2
2/18	Bowling Green.....W	16	5
2/21	Stephen F. Austin (12 inn).....W	6	5
2/24	Pepperdine.....W	3	0
2/25	Pepperdine.....L	1	2
2/26	Pepperdine.....W	10	6
2/28	Prairie View A&M.....W	9	2
3/1	UIW.....W	12	5
3/3	! vs (19) Texas Tech.....W	9	0
3/4	! vs (1) TCU (15 inn).....L	10	11
3/5	! vs Baylor.....L	3	6
3/7	UTRGV.....W	16	7
3/8	UTRGV.....W	7	4
3/10	Brown.....W	6	4
3/11	Brown.....W	3	2
3/12	Brown.....W	5	1
3/14	at Texas.....L	3	4
3/17	* Kentucky.....L	0	6
3/18	* Kentucky.....L	6	7
3/19	* Kentucky.....L	7	11
3/21	Rice.....W	8	5
3/24	* at Vanderbilt.....L	3	4
3/25	* at Vanderbilt.....L	3	17
3/26	* at Vanderbilt.....W	6	4
3/28	at Texas State.....W	9	3
3/30	* at (6) LSU.....W	4	0
3/31	* at (6) LSU.....L	4	7
4/1	* at (6) LSU.....W	4	3
4/4	Dallas Baptist.....W	7	3
4/7	* (11) Auburn.....L	1	2
4/8	* (11) Auburn.....W	6	3
4/9	* (11) Auburn.....W	3	1
4/11	Abilene Christian.....W	8	1
4/13	* at Alabama.....W	9	5
4/14	* at Alabama.....W	8	2
4/15	* at Alabama.....W	3	2
4/18	at UT Arlington.....L	2	3
4/21	* Tennessee.....W	2	1
4/22	* Tennessee.....W	3	1
4/23	* Tennessee (14 inn).....L	3	5
4/25	Texas A&M-Corpus Christi.....W	5	2
4/28	* at Missouri.....W	11	1
4/28	* at Missouri.....W	7	1
4/30	* at Missouri.....W	7	2
5/2	Houston Baptist.....W	8	2
5/4	* (13) Mississippi State.....W	9	2
5/5	* (13) Mississippi State.....L	1	5
5/6	* (13) Mississippi State.....L	3	4
5/12	* at Ole Miss.....W	12	5
5/13	* at Ole Miss.....L	4	6
5/14	* at Ole Miss.....L	3	6
5/16	Sam Houston.....L	2	8
5/18	* (16) Arkansas (10 inn).....L	4	6
5/19	* (16) Arkansas.....W	5	2
5/20	* (16) Arkansas.....L	0	8
5/23	§ vs Missouri.....L	7	12
6/2	# vs Baylor.....W	8	5
6/3	# vs Iowa.....W	3	2
6/5	# at (15) Houston.....W	4	3
6/9	+ Davidson (15 inn).....W	7	6
6/10	+ Davidson.....W	12	6
6/18	§ (3) Louisville.....L	4	8
6/20	§ (5) TCU.....L	1	4

! Shriners Hospital's for Children College Classic (Minute Maid Park, Houston); § SEC Tournament, Hoover, Alabama; # NCAA Regional (Houston, Texas); + NCAA Super Regional (College Station, Texas); § College World Series (TD Ameritrade Park, Omaha, Neb.); * SEC Game.

2018 40-22, 13-17

NCAA REGIONAL

2/16	Rhode Island.....W	4	1
2/17	Rhode Island.....W	4	3
2/18	Rhode Island.....W	10	2
2/20	Stephen F. Austin.....W	11	4
2/23	Cornell.....W	3	2
2/23	Cornell.....W	22	0
2/24	Cornell.....W	8	2
2/27	Houston Baptist.....W	7	1
2/28	UIW.....W	9	7
3/2	! vs Louisiana Tech.....L	2	4
3/3	! vs Baylor.....W	5	4
3/4	! vs California.....W	9	5
3/6	Northwestern State.....W	6	1
3/7	Northwestern State (11 inn).....W	7	6
3/9	Long Beach State.....W	3	1
3/10	Long Beach State.....W	19	1
3/11	Long Beach State.....W	5	1
3/13	UT Arlington (18 inn).....L	1	5
3/16	* at (13) Auburn.....L	1	4
3/17	* at (13) Auburn.....L	5	11
3/18	* at (13) Auburn.....W	5	1
3/20	at Rice.....W	13	4
3/22	* (5) Ole Miss.....L	4	5
3/23	* (5) Ole Miss.....W	7	6
3/24	* (5) Ole Miss.....L	6	7
3/27	at Texas A&M-Corpus Christi.....W	5	3
3/29	* at (24) Georgia.....L	5	11
3/30	* at (24) Georgia.....L	0	3
3/31	* at (24) Georgia.....W	5	0
4/5	* (20) LSU.....L	1	4
4/6	* (20) LSU.....W	9	2
4/7	* (20) LSU.....W	3	1
4/10	Texas.....W	6	5
4/12	* Alabama.....W	12	6
4/13	* Alabama.....W	9	6
4/14	* Alabama (11 inn).....W	3	2
4/17	Texas State.....W	7	5
4/20	* at Tennessee.....L	4	7
4/21	* at Tennessee.....W	8	3
4/22	* at Tennessee.....L	4	6
4/24	Abilene Christian.....W	8	2
4/27	* at Mississippi State.....W	6	3
4/28	* at Mississippi State.....L	6	11
4/29	* at Mississippi State.....W	7	4
5/1	Prairie View A&M.....W	18	1
5/4	* (1) Florida.....L	0	9
5/5	* (1) Florida.....L	1	6
5/6	* (1) Florida.....W	7	3
5/11	* at (6) Arkansas.....L	3	9
5/12	* at (6) Arkansas.....L	1	3
5/13	* at (6) Arkansas.....L	3	6
5/15	Sam Houston.....W	6	5
5/17	* South Carolina.....W	6	3
5/18	* South Carolina.....L	3	5
5/19	* South Carolina.....L	1	10
5/22	§ vs Vanderbilt.....W	3	1
5/23	§ vs (9) Georgia.....W	7	0
5/24	§ vs (21) Auburn.....W	4	2
5/26	§ vs (4) Ole Miss.....L	1	2
6/1	# vs Indiana.....W	10	3
6/2	# at (16) Texas.....L	3	8
6/3	# vs Indiana.....L	7	9

! Frisco College Baseball Classic (Dr Pepper Ballpark; Frisco, Texas); § SEC Tournament, Hoover, Alabama; # NCAA Regional (UFCU Disch-Falk Field; Austin, Texas); * SEC Game.

ALL-TIME RESULTS - BY YEAR

2019 39-23-1, 16-13-1

NCAA REGIONAL

2/15	Fordham.....W	4	0
2/16	Fordham.....W	19	6
2/17	Fordham.....W	3	1
2/19	Stephen F. Austin.....W	5	3
2/20	Prairie View A&M.....W	9	1
2/22	UIC.....W	3	1
2/23	UIC.....W	4	0
2/24	UIC.....L	2	7
2/26	Houston Baptist.....W	12	5
2/27	UIW.....L	5	6
3/1	! vs (18) Baylor.....W	5	2
3/2	! vs (17) TCU.....W	1	0
3/3	! vs Houston.....W	3	2
3/5	A&M-Corpus Christi (7 inn).....W	12	2
3/6	Abilene Christian.....W	9	3
3/8	Gonzaga.....L	4	6
3/9	Gonzaga.....W	14	2
3/10	Gonzaga.....W	3	1
3/12	at Dallas Baptist.....L	4	5
3/15	* (2) Vanderbilt.....L	4	7
3/16	* (2) Vanderbilt.....W	8	7
3/17	* (2) Vanderbilt.....W	7	0
3/19	Rice.....W	8	3
3/22	* at Kentucky.....W	5	3
3/23	* at Kentucky.....W	9	3
3/24	* at Kentucky.....W	17	5
3/26	Lamar.....W	10	7
3/29	* Missouri.....W	7	3
3/30	* Missouri (15 inn).....L	2	3
3/31	* Missouri (10 inn).....T	2	2
4/2	at (17) Texas.....W	9	6
4/5	* at (12) LSU.....L	1	2
4/6	* at (12) LSU.....W	6	4
4/7	* at (12) LSU.....L	3	9
4/9	Texas State.....L	3	5
4/12	* (19) Auburn.....W	4	0
4/13	* (19) Auburn.....L	0	7
4/14	* (19) Auburn.....W	4	1
4/16	at Houston.....L	1	4
4/18	* at South Carolina.....W	8	2
4/20	* at South Carolina (7 inn).....L	2	3
4/20	* at South Carolina (7 inn).....W	6	3
4/23	UT Arlington.....W	10	5
4/25	* at (19) Ole Miss (11 inn).....L	4	5
4/26	* at (19) Ole Miss.....L	3	13
4/27	* at (19) Ole Miss.....L	2	3
4/30	at Sam Houston (7 inn).....W	15	5
5/3	* (7) Mississippi State.....L	0	4
5/4	* (7) Mississippi State (7 inn).....W	1	0
5/4	* (7) Mississippi State (7 inn).....L	3	4
5/10	* at Alabama.....W	3	2
5/11	* at Alabama.....L	1	2
5/12	* at Alabama.....W	6	5
5/16	* (4) Arkansas.....L	3	7
5/17	* (4) Arkansas.....W	6	2
5/18	* (4) Arkansas.....W	6	1
5/21	§ vs Florida (10 inn).....W	8	7
5/22	§ vs (6) Georgia.....L	0	2
5/26	§ vs (23) Ole Miss.....L	0	1
5/31	# vs Duke.....L	5	8
6/1	# vs Fordham.....W	11	2
6/2	# at (15) West Virginia.....W	11	10
6/3	# vs Duke.....L	1	4

! Shriners College Classic (Minute Maid Park; Houston, Texas); § SEC Tournament, Hoover, Alabama; # NCAA Regional (Monongalia County Ballpark; Morgantown, West Virginia); * SEC Game.

2020 15-3, 0-0

2/14	Miami (Ohio).....W	17	1
2/15	Miami (Ohio).....W	9	2
2/16	Miami (Ohio).....W	6	2
2/18	Stephen F. Austin.....W	13	4
2/19	Prairie View A&M (7 inn).....W	30	2
2/21	Army West Point.....W	12	3
2/22	Army West Point.....W	6	5
2/23	Army West Point (8 inn).....W	14	12
2/25	Houston Baptist.....W	4	0
2/26	UIW.....W	4	0
2/28	! vs Illinois.....L	0	1
2/29	! vs (8) UCLA.....L	2	10
3/1	! vs (17) Oklahoma State.....L	5	8
3/3	A&M-Corpus Christi.....W	5	4
3/6	New Mexico State.....W	8	3
3/7	New Mexico State.....W	7	5
3/8	New Mexico State (7 inn).....W	16	2
3/10	at Rice.....W	6	2

! Frisco Classic (Dr Pepper Ballpark; Frisco, Texas).

2021 29-27, 9-21

2/20	Xavier.....L	6	10
Xavier.....L	0	2	
2/21	Xavier.....W	15	0
2/23	Abilene Christian.....L	5	6
2/24	Tarleton (10 inn).....W	8	7
2/26	! Baylor.....W	12	4
2/27	! vs Oklahoma.....W	8	1
2/28	! vs Auburn.....L	1	6
3/2	Houston Baptist.....W	4	0
3/3	UIW.....W	6	4
3/5	New Mexico State.....W	4	1
3/6	New Mexico State.....W	5	0
3/7	New Mexico State.....W	7	1
3/9	A&M-Corpus Christi.....W	7	0
3/10	Prairie View A&M.....W	22	2
3/12	Samford.....W	10	1
3/13	Samford.....W	21	4
Samford.....W	5	2	
3/15	at Houston.....W	9	4
3/18	* at (5) Florida.....L	4	13
3/19	* at (5) Florida.....L	1	3
3/20	* at (5) Florida.....L	4	8
3/23	Rice.....L	1	2
3/26	* Georgia.....W	6	3
3/27	* Georgia.....W	7	6
3/28	* Georgia.....L	4	6
3/30	(8) Texas.....W	2	0
4/1	* at Missouri.....W	16	2
4/2	* at Missouri.....L	2	8
4/3	* at Missouri.....L	3	7
4/6	at Sam Houston.....L	6	8
4/9	* Alabama.....L	3	5
4/10	* Alabama.....L	3	6
4/11	* Alabama.....L	4	7
4/13	at Texas State.....W	8	4
4/17	* at (1) Arkansas.....L	0	13
4/17	* at (1) Arkansas.....L	1	2
4/18	* at (1) Arkansas.....W	11	10
4/20	Texas Southern.....W	9	4
4/24	* (5) Tennessee.....L	1	6
* (5) Tennessee.....W	6	5	
4/25	* (5) Tennessee.....L	7	20
4/27	Texas State.....W	4	0
4/30	* at (5) Mississippi State.....L	7	8
5/1	* at (5) Mississippi State.....L	2	3
* at (5) Mississippi State.....L	5	10	
5/4	§ at UT Arlington.....W	8	4
5/7	* (11) Ole Miss.....W	9	8
5/8	* (11) Ole Miss.....L	7	12
5/9	* (11) Ole Miss.....W	6	5
5/14	* at Auburn.....L	4	5
5/15	* at Auburn.....W	11	9
5/16	* at Auburn.....L	5	8
5/20	* LSU.....W	2	1
5/21	* LSU (13 inn).....L	6	12
5/22	* LSU.....L	2	8

! Round Rock Classic (Dell Diamond; Round Rock, Texas); § Globe Life Field (Arlington, Texas).

ALL-TIME RESULTS - BY YEAR

2022 44-20, 19-11

SEC WEST CHAMPIONS
NCAA REGIONAL CHAMPIONS
NCAA SUPER REGIONAL CHAMPIONS
COLLEGE WORLD SERIES - SEMI

2/18	FordhamW	13	1
2/19	FordhamW	5	3
2/20	FordhamW	5	4
2/22	LamarW	9	3
2/25	Penn.L	1	2
2/27	Penn.W	5	0
2/27	Penn.L	5	8
3/1	Houston BaptistW	3	2
3/4	! vs Washington StateL	6	11
3/5	! vs IowaW	7	3
3/6	! vs Wichita StateL	5	6
3/9	TarletonW	4	1
3/12	Santa ClaraW	10	2
3/12	Santa ClaraL	5	16
3/13	Santa ClaraW	5	2
3/15	HoustonL	2	8
3/18	* at (8) LSUW	6	4
3/19	* at (8) LSUW	11	7
3/20	* at (8) LSUL	6	7
3/22	at RiceW	15	8
3/25	* Auburn (10 inn)L	5	6
3/26	* Auburn (11 inn)W	5	4
3/27	* AuburnL	9	13
3/29	at TexasW	12	9
4/1	* at AlabamaW	3	2
4/2	* at AlabamaL	9	10
4/3	* at AlabamaL	4	8
4/5	(15) Texas StateW	8	4
4/7	* Kentucky (11 inn)W	3	2
4/8	* KentuckyL	3	7
4/9	* KentuckyW	17	3
4/12	at Texas A&M Corpus ChristiW	5	3
4/14	* at (10) GeorgiaW	8	1
4/15	* at (10) GeorgiaL	3	4
4/16	* at (10) GeorgiaW	23	9
4/19	(25) Dallas Baptist (7 inn)W	14	1
4/22	* (3) ArkansasW	2	1
4/23	* (3) ArkansasL	1	3
4/24	* (3) ArkansasW	11	10
4/28	* at (22) VanderbiltW	5	1
4/29	* at (22) VanderbiltL	1	11
4/30	* at (22) VanderbiltW	12	4
5/3	UT ArlingtonW	10	5
5/6	* South CarolinaW	16	4
5/7	* South CarolinaW	13	12
5/8	* South CarolinaL	4	9
5/13	* Mississippi StateW	8	7
5/14	* Mississippi StateW	9	6
5/15	* Mississippi StateW	8	2
5/19	* at Ole MissW	10	5
5/20	* at Ole MissL	6	14
5/21	* at Ole MissW	12	5
5/26	§ vs Florida (7 inn)W	10	0
5/27	§ vs AlabamaW	12	8
5/28	§ vs FloridaL	0	9
6/3	# vs Oral RobertsW	8	2
6/4	# vs LouisianaW	9	6
6/5	# vs (23) TCUW	15	9
6/10	+ vs (9) LouisvilleW	5	4
6/11	+ vs (9) LouisvilleW	4	3
6/17	§ vs (12) OklahomaL	8	13
6/19	§ vs (7) TexasW	10	2
6/21	§ vs (6) Notre DameW	5	1
6/22	§ vs (12) OklahomaL	1	5

! Frisco College Baseball Classic (Dr Pepper Ballpark; Frisco, Texas); § SEC Tournament, Hoover, Alabama; # NCAA Regional (Olsen Field; College Station, Texas); # NCAA Super Regional (Olsen Field; College Station, Texas); § College World Series (TD Ameritrade Park, Omaha, Neb.); * SEC Game.

2023 38-27, 14-16

NCAA REGIONAL

2/17	Seattle UW	8	2
2/18	Seattle UW	6	3
2/19	Seattle U (8 inn)W	14	2
2/21	LamarL	3	10
2/24	PortlandL	1	4
2/25	PortlandW	5	4
2/28	Houston Christian (7 inn)W	23	0
3/3	! vs (14) LouisvilleL	5	14
3/4	! vs Rice (7 inn)W	13	1
3/5	! vs (24) Texas Tech (16 inn)W	4	2
3/7	UIWW	13	5
3/8	at RiceW	6	1
3/10	Northern KentuckyW	8	1
3/11	Northern Kentucky (7 inn)W	12	1
3/12	Northern KentuckyW	10	7
3/14	at HoustonW	5	1
3/17	* (1) LSUL	0	9
3/18	* (1) LSUL	7	12
3/19	* (1) LSUW	8	6
3/21	RiceW	8	7
3/24	* at (12) TennesseeL	4	10
3/25	* at (12) TennesseeL	7	8
3/26	* at (12) TennesseeL	6	9
3/28	(21) TexasL	2	5
3/31	* Ole MissW	8	6
4/1	* Ole MissL	7	14
4/2	* Ole MissW	5	4
4/4	Texas StateW	10	9
4/6	* at AuburnW	9	5
4/7	* at AuburnL	9	10
4/7	* at AuburnW	12	6
4/11	UTSAL	1	5
4/13	* MissouriW	13	5
4/14	* Missouri (7 inn)W	13	1
4/15	* MissouriL	5	13
4/19	Prairie View A&M (7 inn)W	13	3
4/22	* at (13) KentuckyW	6	3
4/22	* at (13) KentuckyW	8	7
4/23	* at (13) KentuckyL	1	8
4/25	Sam HoustonL	2	9
4/27	* at (7) ArkansasL	5	7
4/28	* at (7) ArkansasL	4	10
4/29	* at (7) ArkansasL	7	8
5/2	TarletonW	6	5
5/5	* (4) FloridaL	5	6
5/6	* (4) Florida (7 inn)W	15	2
5/7	* (4) FloridaW	3	2
5/9	UTRGV (7 inn)W	11	1
5/12	* AlabamaW	11	5
5/13	* Alabama (7 inn)L	1	12
5/14	* AlabamaL	0	11
5/18	* at Mississippi StateL	8	10
5/19	* at Mississippi StateW	6	4
5/20	* at Mississippi StateW	15	10
5/23	§ vs (13) TennesseeW	3	0
5/24	§ vs (4) Arkansas (11 inn)L	5	6
5/25	§ vs South CarolinaW	5	0
5/26	§ vs (5) LSUW	5	4
5/27	§ vs (4) ArkansasW	5	4
5/28	§ vs (8) VanderbiltL	4	10
6/2	# vs Cal State FullertonW	12	7
6/3	# at (6) StanfordW	8	5
6/4	# at (6) StanfordL	5	13
6/5	# at (6) StanfordL	1	7

! Shriners Children's College Classic (Minute Maid Park; Houston, Texas); § SEC Tournament, Hoover, Alabama; # NCAA Regional (Sunken Diamond; Stanford, Calif.); * SEC Game.

2024 53-15, 19-11

NCAA REGIONAL CHAMPIONS
NCAA SUPER REGIONAL CHAMPIONS
COLLEGE WORLD SERIES - FINALS

2/16	McNeeseW	15	0
2/17	McNeeseW	6	1
2/18	McNeese (7 inn)W	10	0
2/20	UIWW	9	3
2/23	WagnerW	17	2
2/24	WagnerW	2	0
2/25	Wagner (7 inn)W	21	2
2/27	Lamar (7 inn)W	13	2
3/1	! vs Arizona StateW	4	0
3/2	! vs USCW	9	3
3/3	! vs Arizona StateW	10	5
3/5	(14) TexasW	9	2
3/6	Texas SouthernW	7	4
3/8	Rhode IslandW	11	0
3/9	Rhode IslandW	6	0
3/10	Rhode Island (10 inn)W	12	11
3/12	Sam HoustonW	9	8
3/15	at (8) Florida*L	6	8
3/16	at (8) Florida*W	10	6
3/17	at (8) Florida*L	2	4
3/20	Prairie View A&MW	11	9
3/21	(21) Mississippi State*W	6	3
3/22	(21) Mississippi State*L	1	5
3/23	(21) Mississippi State*W	6	1
3/26	Houston ChristianW	6	3
3/28	(11) Auburn*W	9	7
3/29	(21) Auburn*W	12	8
3/30	(21) Auburn (12 inn)*W	10	9
4/2	Texas State (7 inn)W	12	2
4/5	(22) South Carolina*W	9	2
4/6	(22) South Carolina*W	6	3
4/7	(22) South Carolina*L	5	6
4/9	UTSAW	6	5
4/12	(6) Vanderbilt (7 inn)*W	15	0
4/13	(6) Vanderbilt*W	9	0
4/14	(6) Vanderbilt*W	12	6
4/16	Air Force (7 inn)W	15	5
4/19	at (12) Alabama*W	10	5
4/19	at (12) Alabama*W	18	9
4/20	at (12) Alabama*L	9	10
4/23	HoustonW	13	11
4/26	(17) Georgia*W	5	2
4/27	(17) Georgia (7 inn)*W	19	9
4/27	(17) Georgia*L	4	5
4/30	TarletonW	10	6
5/3	at LSU*L	4	6
5/4	at LSU*L	4	6
5/5	at LSU*W	14	4
5/7	Rice (7 inn)W	16	3
5/10	at Ole Miss*L	3	4
5/11	at Ole Miss*L	2	10
5/12	at Ole Miss*W	6	0
5/16	(2) Arkansas (11 inn)*W	1	0
5/17	(2) Arkansas*L	3	6
5/18	(2) Arkansas (7 inn)*W	14	4
5/22	§ vs Mississippi StateL	3	5
5/23	§ vs TennesseeL	4	7
5/31	# vs GramblingW	8	0
6/1	# vs Texas (11 inn)W	4	2
6/2	# vs (22) LouisianaW	9	4
6/8	+ vs OregonW	10	6
6/9	+ vs OregonW	15	9
6/15	§ vs FloridaW	3	2
6/17	§ vs (2) KentuckyW	5	1
6/19	§ vs FloridaW	6	0
6/22	§ vs (1) TennesseeW	9	5
6/23	§ vs (1) TennesseeL	1	4
6/24	§ vs (1) TennesseeL	5	6

! Globe Life Field Series (Arlington, Texas); § SEC Tournament, Hoover, Alabama; # NCAA Regional (Blue Bell Park); + NCAA Super Regional (Blue Bell Park); § College World Series (Charles Schwab Field, Omaha, Neb.)* SEC Game.

AGGIES IN THE POLLS

BA - Baseball America
 CBB - Collegiate Baseball
 USAT - USA Today Coaches
 NCBWA - National
 Collegiate Baseball Writers
 Association
 D1B - D1Baseball.com

1981

	BA
Preseason	—
March 14	—
April	—
May	—
June	—

1982

	BA
Preseason	—
March 1	—
April 10	—
May 10	—
June 10	—

1983

	BA
Preseason	—
Feb. 28	—
March 14	19
March 29	—
April 18	—
May 2	—
May 17	—
FINAL	—

1984

	BA
Preseason	—
Feb. 27	—
March 12	—
April 5	13
April 15	11
April 28	16
May 13	13
June 1	17
FINAL	17

1985

	BA
Preseason	—
Feb. 18	—
March 11	22
April 1	—
April 15	21
April 29	23
May 13	24
May 27	—
FINAL	—

1986

	BA
Preseason	—
Feb. 17	—
March 3	—
March 10	—
March 17	—
March 24	—
March 31	—
April 7	25
April 14	21
April 21	18
April 28	20
May 5	15
May 12	14
May 19	11
May 27	11
FINAL	11

1987

	BA
Preseason	—
Feb. 16	—
Feb. 23	25
March 2	20
March 9	19
March 16	23
March 23	—
March 30	—
April 6	18
April 13	13
April 20	14
April 27	12
May 4	12
May 11	10
May 18	19
May 26	12
FINAL	12

1988

	BA	CBB
Preseason	6	15
Feb. 15	5	14
Feb. 22	4	10
Feb. 29	8	12
March 7	8	11
March 14	4	7
March 21	7	8
March 28	3	6
April 4	3	6
April 11	5	5
April 18	5	5
April 25	8	9
May 2	5	5
May 9	5	5
May 16	5	5
May 23	7	5
May 30	11	11

1989

	BA	CBB
Preseason	11	13
Feb. 13	8	9
Feb. 20	8	6
Feb. 27	2	1
March 6	1	1
March 13	1	1
March 20	1	1
March 27	1	1
April 3	1	1
April 10	1	1
April 17	1	1
April 24	2	3
May 1	2	2
May 8	1	1
May 15	2	1
May 22	1	1
May 29	2	9
FINAL	2	9

1990

	BA	CBB
Preseason	24	15
Feb. 12	24	14
Feb. 19	24	8
Feb. 26	—	22
March 5	23	18
March 12	21	17
March 19	20	16
March 26	17	13
April 2	19	16
April 9	14	14
April 16	15	12
April 23	13	11
April 30	20	24
May 7	25	(26)
May 14	—	—
May 21	—	—
May 28	—	—
FINAL	—	—

1991

	BA	CBB
Preseason	14	20
Feb. 11	14	19
Feb. 18	12	17
Feb. 25	13	16
March 4	16	19
March 11	15	17
March 18	17	18
March 25	12	17
April 1	20	22
April 8	—	—
April 15	—	—
April 22	16	13
April 29	13	8
May 6	14	10
May 13	15	10
May 20	18	13
May 27	19	16
FINAL	19	16

1992

	BA	CBB
Preseason	16	19
Feb. 10	22	(29)
Feb. 17	25	(30)
Feb. 24	24	(28)
March 2	21	25
March 9	—	—
March 16	22	(28)
March 23	—	—
March 30	—	(28)
April 6	—	—
April 13	—	—
April 20	—	—
April 27	—	—
May 4	—	(26)
May 11	—	(26)
May 18	—	25
May 27	19	15
FINAL	19	15

1993

	BA	CBB
Preseason	10	13
Feb. 16	12	7
Feb. 23	11	7
March 2	9	3
March 9	8	5
March 16	5	4
March 23	5	4
March 30	4	3
April 6	2	2
April 13	1	1
April 20	1	1
April 27	1	1
May 4	1	1
May 11	1	1
May 18	3	3
May 25	2	2
June 1	2	1
FINAL	2	5

1994

	BA	CBB	USAT
Preseason	8	7	5
Feb. 6	7	7	5
Feb. 14	6	7	5
Feb. 21	5	5	5
Feb. 28	8	7	5
March 7	8	9	3
March 14	14	13	8
March 21	20	(28)	15
March 28	—	—	24
April 4	—	—	—
April 11	—	—	—
April 18	—	—	—
April 25	—	—	—
May 2	—	—	—
May 9	—	—	—
May 16	—	—	—
May 23	—	—	—
May 31	—	—	—
FINAL	—	—	—

1995

	BA	CBB	USAT
Preseason	23	(29)	23
Feb. 13	22	25	23
Feb. 20	—	—	—
Feb. 27	—	—	—
March 6	—	—	—
March 13	—	—	—
March 20	—	—	—
March 27	—	—	—
April 3	—	—	—
April 10	—	(29)	—
April 17	—	17	25
April 24	24	18	23
May 1	24	19	21
May 8	23	19	20
May 15	22	19	19
May 22	22	18	15
May 30	16	12	15
FINAL	16	12	13

1996

	BA	CBB	USAT
Preseason	22	21	19
Feb. 12	—	23	19
Feb. 19	—	18	20
Feb. 26	—	13	21
March 4	—	15	19
March 11	24	14	15
March 18	—	13	16
March 25	23	15	14
April 1	—	—	19
April 8	—	—	—
April 15	—	—	25
April 22	—	—	—
April 29	—	—	—
May 6	—	—	—
May 13	—	(28)	—
May 20	—	—	—
May 27	—	—	—
FINAL	—	—	—

1997

	BA	CBB	USAT
Preseason	8	18	14
Feb. 10	7	14	t15
Feb. 17	7	14	t15
Feb. 24	8	12	15
March 3	12	18	18
March 10	15	20	17
March 17	24	(27)	23
March 24	—	—	t22
March 31	—	—	20
April 7	—	—	t15
April 14	—	—	18
April 21	—	—	19
April 28	22	23	18
May 5	22	23	18
May 12	18	22	15
May 19	22	(26)	17
May 26	—	(26)	22
FINAL	—	(26)	22

AGGIES IN THE
POLLS

AGGIES IN THE POLLS

1998

	BA	CBB	USAT
Preseason	—	24	—
Feb. 9	—	22	—
Feb. 16	24	20	—
Feb. 23	20	15	23
March 2	17	13	20
March 9	14	16	21
March 16	16	22	23
March 23	14	21	22
March 30	11	13	15
April 6	11	13	13
April 13	14	15	14
April 20	12	13	12
April 27	10	13	11
May 4	10	13	12
May 11	9	12	11
May 18	9	12	11
May 26	10	14	14
FINAL	11	14	11

1999

	BA	CBB	USAT
Preseason	11	17	14
Feb. 8	9	15	—
Feb. 15	13	17	16
Feb. 22	8	12	11
March 1	4	7	8
March 8	6	6	7
March 15	16	11	10
March 22	6	16	11
March 29	6	17	8
April 5	6	12	8
April 12	5	12	6
April 19	3	7	4
April 26	2	6	3
May 3	1	6	3
May 10	1	6	4
May 17	1	6	4
May 24	2	6	5
FINAL	7	7	7

2000

	BA	CBB	USAT
Preseason	—	21	19
Feb. 7	—	no poll	no poll
Feb. 14	—	—	—
Feb. 21	—	—	—
Feb. 28	—	—	—
March 7	—	—	—
March 14	—	—	—
March 21	—	—	—
March 28	—	—	—
April 4	—	—	—
April 11	—	—	—
April 18	—	—	—
April 25	—	—	—
May 2	—	—	—
May 9	—	—	—
May 16	—	—	—
May 23	—	—	—
FINAL	—	—	—

2001

	BA	CBB	USAT
Preseason	—	—	—
Feb. 7	—	no poll	no poll
Feb. 14	—	—	—
Feb. 21	—	—	—
Feb. 28	—	—	—
March 7	—	—	—
March 14	—	—	—
March 21	—	—	—
March 28	—	—	—
April 4	—	—	—
April 11	—	—	—
April 18	—	—	—
April 25	—	—	—
May 2	—	—	—
May 9	—	—	—
May 16	—	—	—
May 23	—	—	—
FINAL	—	—	—

2002

	BA	CBB	USAT
Preseason	—	—	—
Feb. 4	no poll	—	no poll
Feb. 11	—	—	—
Feb. 18	23	20	21
Feb. 25	19	17	17
March 4	17	13	16
March 11	14	13	15
March 18	19	17	21
March 25	17	16	19
April 1	18	16	18
April 8	18	16	18
April 15	18	16	20
April 22	22	19	19
April 29	—	23	—
May 6	—	23	—
May 13	—	24	—
May 20	—	—	—
May 27	—	—	—
June 3	—	—	—
June 10	—	—	—
FINAL	—	—	—

2003

	BA	CBB	USAT	NCBWA
Preseason	—	—	RV	—
Feb. 3	—	—	RV	—
Feb. 10	—	—	RV	—
Feb. 17	—	19	RV	21
Feb. 24	24	16	RV	20
March 3	—	22	RV	(27)
March 10	23	22	23	24
March 17	20	21	19	20
March 24	—	—	23	(31)
March 31	22	(26)	19	23
April 7	19	24	17	22
April 14	18	18	16	20
April 21	15	14	13	17
April 28	12	12	9	15
May 5	12	12	9	12
May 12	12	12	9	12
May 19	9	9	8	8
May 26	11	11	10	11
June 2	18	18	no poll	no poll
June 9	14	17	no poll	no poll
FINAL	14	17	15	16

2004

	BA	CBB	USAT
Preseason	21	—	—
Feb. 9	21	—	—
Feb. 16	21	—	—
Feb. 23	20	14	23
March 1	14	12	16
March 8	12	13	14
March 15	9	13	12
March 22	10	15	12
March 29	9	18	14
April 5	15	—	17
April 12	13	—	14
April 19	17	—	14
April 26	16	—	10
May 3	14	—	9
May 10	14	—	9
May 17	15	—	9
May 24	23	—	10
May 31	—	—	14
June 7	19	15	14
June 14	20	16	14
FINAL	20	16	15

2005

	BA	CBB	USAT
Preseason	13	10	17
Feb. 7	13	10	16
Feb. 14	14	12	16
Feb. 21	11	12	12
Feb. 28	15	17	19
March 7	9	17	—
March 14	8	12	9
March 21	14	15	16
March 28	16	24	—
April 4	18	19	23
April 11	—	—	—
April 18	—	—	—
April 25	—	—	—
May 2	—	—	—
May 9	—	—	—
May 16	—	—	—
May 23	—	—	—
May 30	—	—	—
June 7	—	—	—
June 14	—	—	—
FINAL	—	—	—

2006

	BA	CBB	USAT	NCBWA
Preseason	—	—	—	—
Feb. 6	—	—	—	—
Feb. 13	—	—	—	—
Feb. 20	—	—	—	RV
Feb. 27	—	RV	—	RV
March 6	20	15	—	22
March 13	—	—	—	RV
March 20	—	—	—	—
March 27	—	—	—	RV
April 3	—	—	—	—
April 10	—	—	—	—
April 17	—	—	—	—
April 24	—	—	—	—
May 1	—	—	—	—
May 8	—	—	—	—
May 15	—	—	—	—
May 22	—	—	—	—
May 29	—	—	—	—
June 6	—	—	—	—
June 13	—	—	—	—
FINAL	—	—	—	—

AGGIES IN THE POLLS

2007

	BA	CBB	USAT	NCBWA
Preseason	—	—	—	—
Feb. 5	—	—	no poll	no poll
Feb. 12	—	(28)	no poll	—
Feb. 19	—	24	no poll	RV
Feb. 26	25	19	no poll	(30)
March 5	18	9	16	21
March 12	16	8	10	16
March 19	16	8	10	13
March 26	18	14	14	17
April 2	16	13	13	17
April 9	16	15	13	17
April 16	16	14	14	16
April 23	18	22	16	16
April 30	13	25	12	11
May 7	11	25	12	10
May 14	9	22	9	9
May 21	17	23	11	13
May 28	13	19	10	11
June 4	7	8	10	7
FINAL	12	14	12	11

2008

	BA	CBB	USAT	NCBWA
Preseason	21	22	21	20
Feb. 25	—	(28)	no poll	(27)
March 3	—	21	23	25
March 10	—	24	22	23
March 17	—	23	17	19
March 24	—	(26)	22	20
March 31	—	23	19	16
April 7	—	12	11	8
April 14	19	8	8	8
April 21	18	8	6	6
April 28	10	6	5	6
May 5	9	6	5	6
May 12	9	7	7	7
May 19	13	9	10	11
May 26	14	9	13	14
June 3	10	8	no poll	11
FINAL	12	10	12	14

2009

	BA	CBB	USAT	NCBWA
Preseason	1	9	5	4
Feb. 23	1	6	no poll	3
March 2	4	8	6	7
March 9	3	9	8	6
March 16	3	10	8	6
March 23	15	—	14	13
March 30	14	21	11	13
April 6	17	21	15	16
April 13	—	—	23	23
April 20	24	16	17	18
April 27	20	15	16	17
May 4	14	15	16	16
May 11	16	19	16	15
May 18	—	—	22	19
May 25	—	—	25	18
June 1	—	—	no poll	no poll
FINAL	—	—	—	25

2010

	BA	CBB	USAT	NCBWA
Preseason	—	(29)	RV	(28)
Feb. 22	—	(29)	no poll	(28)
March 1	—	—	RV	RV
March 8	—	—	RV	(29)
March 15	—	(28)	23	(26)
March 22	23	25	21	25
March 29	23	(27)	22	(27)
April 5	23	—	23	RV
April 12	—	—	RV	RV
April 19	—	—	—	—
April 26	—	—	—	—
May 3	—	—	—	—
May 10	—	—	—	—
May 17	—	—	RV	RV
May 24	—	(26)	RV	RV
May 31	22	20	RV	(27)
June 6	no poll	18	RV	no poll
June 14	no poll	18	no poll	24
FINAL	23	18	21	24

2011

	BA	CBB	USAT	NCBWA
Preseason	22	8	13	16
Feb 21	21	8	no poll	13
Feb 28	20	9	13	13
March 7	22	14	15	16
March 14	21	11	13	12
March 21	8	6	9	9
March 28	6	5	5	6
April 4	6	7	5	6
April 11	5	8	6	7
April 18	6	8	7	9
April 25	6	8	6	8
May 2	9	9	9	11
May 9	11	12	14	14
May 16	11	11	11	13
May 23	13	13	13	14
May 30	7	6	8	8
June 7	no poll	6	no poll	no poll
June 13-14	no poll	6	no poll	7
FINAL	7	8	6	8

2012

	BA	CBB	USAT	NCBWA
Preseason	7	6	6	5
Feb 20	6	4	no poll	4
Feb 27	6	5	5	5
March 5	6	5	5	5
March 12	10	9	8	8
March 19	10	13	10	8
March 26	7	8	6	7
April 2	7	9	5	4
April 9	2	6	3	2
April 16	2	9	5	4
April 23	9	14	12	10
April 30	9	12	9	9
May 7	10	12	8	7
May 14	10	13	8	6
May 21	8	11	8	6
May 28	9	11	8	9
June 5	no poll	19	no poll	16
June 12	no poll	19	no poll	19
FINAL	19	19	18	19

2013

	BA	CBB	USAT	NCBWA
Preseason	—	(26)	24	24
Feb 19	—	(27)	24	(26)
Feb 26	—	—	—	(30)
March 4	—	—	—	—
March 11	—	—	—	—
March 18	—	24	—	—
March 25	—	13	—	(30)
April 1	—	18	—	—
April 8	—	24	—	—
April 15	—	—	—	—
April 22	—	—	—	—
April 29	—	—	—	—
May 6	—	—	—	—
May 13	—	—	—	—
May 20	—	—	—	—
May 27	—	—	—	—
June 4	no poll	—	—	no poll
June 11	no poll	—	—	no poll
FINAL	—	—	—	—

2014

	BA	CBB	USAT	NCBWA
Preseason	24	25	—	23
Feb 18	24	24	no poll	21
Feb 25	23	23	no poll	18
March 3	—	—	—	25
March 10	—	27	—	23
March 17	—	—	—	26
March 24	—	—	—	22
March 31	—	—	—	—
April 7	—	—	—	—
April 14	—	—	—	—
April 21	—	—	—	—
April 28	—	—	—	—
May 5	—	—	—	—
May 12	—	—	—	—
May 19	—	—	—	—
May 26	—	—	—	—
June 3	no poll	—	—	no poll
June 11	no poll	—	—	no poll
FINAL	—	—	—	—

2015

	BA	CBB	USAT	NCBWA	D1B
Preseason	—	—	23	25	17
Feb 16	—	—	no poll	22	16
Feb 23	—	19	no poll	19	14
March 2	22	11	11	14	14
March 9	10	4	7	8	6
March 16	5	2	4	5	5
March 23	3	1	2	3	3
March 30	3	1	1	2	2
April 6	2	1	1	2	2
April 13	1	1	1	1	1
April 20	2	4	2	3	2
April 27	2	5	3	5	4
May 4	3	2	2	5	4
May 11	8	6	7	7	7
May 18	9	8	6	7	7
May 25	8	9	6	6	6
June 2	no poll	8	no poll	6	no poll
June 8	no poll	11	no poll	no poll	no poll
FINAL	8	11	10	10	10

AGGIES IN THE POLLS

2016

	BA	CBB	USAT	NCBWA	D1B
Preseason	3	5	4	4	4
Feb 22	3	5	4	4	4
Feb 29	2	3	4	3	3
March 7	2	3	3	3	3
March 14	2	3	3	3	3
March 21	2	4	2	2	2
March 28	1	3	1	1	1
April 4	3	7	5	5	6
April 11	4	8	3	3	6
April 18	3	5	3	3	3
April 25	2	5	2	2	2
May 2	2	5	2	2	2
May 9	2	5	2	2	2
May 16	2	3	2	2	2
May 23	1	5	2	2	2
May 30	1	1	1	1	1
June 8	no poll	1	no poll	1	no poll
June 14	no poll	9	no poll	no poll	no poll
FINAL	8	9	9	9	9

2017

	BA	CBB	USAT	NCBWA	D1B
Preseason	—	20	20	20	20
Feb 20	—	15	20	15	16
Feb 27	25	11	20	12	15
March 6	25	11	12	12	17
March 13	22	11	13	14	17
March 20	—	—	—	29	—
March 27	—	—	—	—	—
April 3	—	—	—	—	—
April 10	—	—	—	—	—
April 17	23	—	—	25	20
April 24	19	—	22	23	19
May 1	16	29	17	18	15
May 8	20	—	19	22	19
May 15	23	—	22	24	24
May 22	—	—	25	28	—
May 29	—	—	—	—	—
June 6	no poll	15	no poll	—	no poll
June 12	no poll	8	no poll	no poll	no poll
FINAL	10	8	8	8	8

2018

	BA	CBB	USAT	NCBWA	D1B
Preseason	10	33	11	9	10
Feb 19	10	25	11	10	10
Feb 26	9	17	11	8	10
March 5	9	16	8	8	10
March 12	10	10	6	7	9
March 19	13	18	12	11	12
March 26	16	27	15	16	17
April 2	23	—	19	18	—
April 9	22	22	19	19	22
April 16	22	19	14	14	16
April 23	—	22	18	18	22
April 30	—	22	18	18	21
May 7	—	23	20	24	—
May 14	—	—	—	27	—
May 21	—	—	—	—	—
May 28	—	—	25	25	—
FINAL	—	—	—	28	—

2019

	BA	CBB	USAT	NCBWA	D1B
Preseason	—	29	—	—	—
Feb 20	—	28	—	—	—
Feb 27	—	23	—	—	—
March 6	—	23	22	26	20
March 13	—	18	22	22	19
March 20	17	19	18	19	13
March 27	12	11	11	12	10
April 3	14	11	11	16	9
April 10	14	12	12	12	10
April 17	11	10	9	9	7
April 24	10	13	10	9	6
May 1	15	19	17	17	14
May 8	19	21	18	18	17
May 15	18	23	19	16	16
May 22	17	23	15	14	13
May 29	20	25	19	18	18
FINAL	23	26	21	20	20

2020

	BA	CBB	USAT	NCBWA	D1B
Preseason	—	21	21	21	20
Feb 17	—	21	21	19	20
Feb 24	—	15	21	13	18
March 2	—	20	25	23	—
March 9	—	18	23	20	—
FINAL	—	16	23	17	—

2021

	BA	CBB	USAT	NCBWA	D1B
Preseason	—	—	—	—	—
Feb 22	—	—	—	—	—
March 1	—	—	—	—	—
March 8	—	—	—	—	—
March 15	—	25	—	—	—
March 22	—	—	—	—	—
March 29	—	—	—	—	—
April 5	—	—	—	—	—
April 12	—	—	—	—	—
April 19	—	—	—	—	—
April 26	—	—	—	—	—
May 3	—	—	—	—	—
May 10	—	—	—	—	—
May 17	—	—	—	—	—
May 24	—	—	—	—	—
May 31	—	—	—	—	—
June 8	—	—	—	—	—
June 15	—	—	—	—	—
FINAL	—	—	—	—	—

2022

	BA	CBB	USAT	NCBWA	D1B
Preseason	—	—	—	—	—
Feb 21	—	—	—	—	—
Feb 28	—	—	—	—	—
March 7	—	—	—	—	—
March 14	—	—	—	—	—
March 21	—	—	—	—	—
March 28	—	—	—	—	—
April 4	—	—	—	—	—
April 11	—	—	—	—	—
April 18	—	—	—	—	—
April 25	23	23	—	—	21
May 2	14	13	21	21	13
May 9	12	11	16	16	10
May 16	4	7	11	4	6
May 23	3	6	9	5	5
May 30	4	6	7	5	5
June 7	4	5	7	5	5
June 14	4	2	7	5	5
FINAL	3	4	4	4	3

2023

	BA	CBB	USAT	NCBWA	D1B
Preseason	7	4	4	5	5
Feb 20	7	4	no poll	4	5
Feb 27	12	22	18	15	15
March 6	12	17	19	19	15
March 13	11	15	15	15	15
March 20	12	18	18	19	21
March 27	—	—	—	—	—
April 3	—	—	—	—	—
April 10	—	—	—	—	—
April 17	—	—	—	—	—
April 24	—	—	—	—	—
May 1	—	—	—	—	—
May 8	—	—	—	—	—
May 15	—	—	—	—	—
May 22	—	—	—	—	—
May 29	—	—	—	—	25
June 5	—	—	—	—	—
June 12	—	—	—	—	—
FINAL	—	—	—	25	—

2024

	BA	PG	USAT	NCBWA	D1B
Preseason	11	7	10	10	8
Feb 19	11	4	no poll	9	8
Feb 26	11	4	7	8	7
March 4	11	4	6	6	7
March 11	5	3	4	4	4
March 18	10	7	6	6	7
March 25	5	4	5	4	4
April 1	3	3	3	3	3
April 8	3	3	3	3	3
April 15	1	1	1	1	1
April 22	1	1	1	1	1
April 29	1	1	1	1	1
May 6	2	2	2	2	3
May 13	5	8	4	4	5
May 20	4	5	3	3	4
May 27	4	no poll	3	3	4
FINAL	2	2	2	2	2

ALL-TIME RECORDS VS. COLLEGIATE OPPONENTS

Opponent	W	L	T	1st Mtg	Last Mtg
Abilene Christian	8	1	0	1976	2021
Air Force	3	0	0	1972	2024
Alabama	22	15	0	1995	2024
Arizona	23	22	1	1951	2011
Arizona State	2	1	0	2007	2024
Arkansas	52	50	1	1908	2024
Arkansas State	6	1	0	1985	2001
Army West Point	3	0	0	2020	2020
Auburn	20	15	0	2013	2024
Austin College	12	7	1	1905	1920
Baylor	185	135	4	1904	2021
Bethel College	1	0	0	1986	1986
Binghamton	1	0	0	2016	2016
Bowling Green	4	0	0	1979	2017
Brown	3	0	0	2017	2017
BYU	2	0	0	1989	2010
California	5	4	0	1984	2018
Cal State Fullerton	6	7	0	1983	2023
Cal State Northridge	3	2	0	1995	1999
Centenary	20	2	0	1926	2011
Central Michigan	4	2	0	1987	2000
Charlotte	1	0	0	1998	1998
Clemson	2	1	0	1999	1999
Coastal Carolina	1	0	0	2015	2015
Columbia	1	0	0	2014	2014
Concordia Lutheran	1	0	0	1993	1993
Cornell	4	1	0	1974	2018
Creighton	2	0	0	2003	2003
Dallas	4	0	0	1916	1963
Dallas Baptist	29	9	0	1985	2022
Dartmouth	4	0	0	2010	2010
Davidson	2	0	0	2017	2017
Dayton	1	0	0	2012	2012
Delta State	3	0	0	1982	1982
Duke	0	2	0	2019	2019
Eastern Michigan	1	0	0	1978	1978
Evansville	2	0	0	2005	2005
FIU	5	2	0	1979	2011
Florida	18	14	0	1992	2024
Florida State	3	3	0	1986	2011
Fordham	7	0	0	2019	2022
Fresno State	3	6	0	1988	2016
George Mason	1	0	0	2014	2014
George Washington	1	0	0	1988	1988
Georgia	15	8	0	2013	2024
Georgia Tech	1	1	0	1992	1992
Gonzaga	4	2	0	2011	2011
Grambling State	3	0	0	1984	2024
Hardin-Simmons	19	3	0	1947	1990
Hawai'i	1	2	0	1986	1986
Hawai'i-Hilo	0	2	0	1986	1986
Hofstra	3	0	0	2016	2016
Holy Cross	5	1	0	2012	2015
Houston	117	58	1	1949	2024
Houston Christian	16	0	0	1967	2024
Howard Payne	4	0	0	1918	1918
Illinois	8	3	0	1961	2020
Illinois State	3	0	0	1993	1993
Indiana	1	1	0	2018	2018
Indiana State	5	0	0	1994	2001
Iowa	7	0	0	1930	2022
Iowa State	22	3	0	1972	2001
Jackson State	1	0	0	1989	1989
Jacksonville	1	0	0	2005	2005
Jacksonville State	3	0	0	2007	2007
Kansas	50	17	1	1906	2012
Kansas State	42	13	1	1985	2012
Kentucky	14	8	0	1989	2024
Lamar	37	8	0	1971	2024
Le Moyne	4	0	0	2007	2011
Long Beach State	6	2	0	1988	2018
Louisiana	15	9	0	1974	2024
Louisiana Tech	26	9	0	1973	2018
Louisville	2	2	0	2017	2023
LSU	32	29	1	1910	2024
Lubbock Christian	15	1	0	1978	1993
Maine	9	1	0	1983	1996
Mankato State	1	0	0	1973	1973
Mary Hardin-Baylor	8	0	0	1991	1996
McMurry	1	0	0	1947	1947
McNeese	28	5	0	1976	2024
Miami (Fla.)	3	8	0	1979	2010
Miami (Ohio)	5	0	0	1979	2020
Michigan	5	4	0	1977	1999
Michigan State	3	0	0	2012	2012
Middle Tennessee	0	1	0	1988	1988
Midwestern State	2	0	0	1980	1980
Minnesota	44	21	1	1925	2016
Ole Miss	20	21	0	1907	2024
Mississippi State	26	23	0	1907	2024
Missouri	56	38	2	1966	2023
Missouri State	0	1	0	2006	2006
Monmouth	1	0	0	1999	1999
Nebraska	28	22	0	1989	2015
Nevada	1	1	0	1997	1997
New Mexico	5	3	0	1995	2009

Opponent	W	L	T	1st Mtg	Last Mtg
New Mexico State	6	0	0	2020	2021
New Orleans	6	6	0	1987	1995
Nicholls	5	0	0	1996	2008
North Carolina	2	0	0	1993	1995
Northern Kentucky	3	0	0	2023	2023
UNC Greensboro	2	0	0	2006	2006
North Texas	16	1	0	1983	1988
Northeastern	3	0	0	2014	2014
Northern Colorado	5	2	0	2006	2008
Northern Iowa	2	0	0	1996	1996
Northwestern State	11	1	0	1989	2018
Notre Dame	3	2	0	1929	2022
Ohio State	7	9	0	1948	2008
Oklahoma	37	38	0	1912	2022
Oklahoma City	21	7	0	1976	1985
Oklahoma State	33	35	0	1916	2020
Old Dominion	1	1	0	1996	1996
Oral Roberts	6	3	0	1977	2022
Oregon	2	0	0	2024	2024
Oregon State	4	5	0	1988	2013
Penn	1	2	0	2022	2022
Penn State	10	1	0	1994	2015
Pepperdine	9	5	0	2002	2017
Portland	2	1	0	2023	2023
Prairie View A&M	15	0	0	2009	2024
Purdue	1	0	0	1987	1987
Rhode Island	6	0	0	2018	2024
Rice	190	97	2	1914	2024
Rutgers	2	1	0	2008	2008
Sacramento State	2	1	0	2014	2014
Saint Louis	1	0	0	2007	2007
Samford	3	0	0	2021	2021
Sam Houston	91	43	2	1950	2024
San Diego	0	1	0	2005	2005
San Diego State	3	0	0	2012	2012
Santa Clara	5	1	0	2004	2022
Seattle U	3	0	0	2023	2023
Seton Hall	4	1	0	1964	2011
St. Edward's	11	5	0	1904	1971
St. John's	2	0	0	1990	1990
St. Mary's (TX)	52	10	0	1959	1986
St. Olaf	1	0	0	1994	1994
Simmons College	2	0	0	1921	1921
SMU	116	35	3	1920	1980
South Alabama	8	0	0	1981	2005
South Carolina	12	12	0	2011	2024
South Florida	1	1	0	1986	1986
Southeastern Louisiana	2	0	0	1993	1994
Southern Illinois	2	2	0	1977	1983
Southwestern Oklahoma	3	1	0	1948	1949
Southwestern	48	25	1	1994	1991
Springfield (Mass.) College	0	1	0	1951	1951
Stanford	1	3	0	1997	2023
Stephen F. Austin	28	1	0	1949	2020
Sul Ross	8	5	0	1955	1966
Tampa	1	0	0	1994	1994
Tarleton	6	0	0	1998	2024
TCU	164	94	4	1906	2022
Tennessee	12	12	0	2005	2024
Texas	132	240	5	1904	2024
UT Arlington	31	10	0	1990	2022
UTRGV	65	18	0	1968	2023
UTSA	24	10	0	1993	2024
Texas A&M-Corpus Christi	14	0	0	2000	2022
Texas Lutheran	17	6	0	1954	1987
Texas Southern	17	0	0	1987	2024
Texas State	49	14	0	1987	2024
Texas Tech	99	57	0	1929	2023
Texas Wesleyan	3	3	0	1980	1981
Trinity (TX)	18	10	1	1905	1977
Tulane	4	5	1	1904	1995
UC Irvine	1	0	0	2009	2009
UCLA	8	2	0	1993	2020
UC Santa Barbara	1	1	0	2013	2013
UIC	8	2	0	2008	2019
UIW	7	1	0	2015	2024
ULM	31	6	0	1975	1991
UMass	1	0	0	1995	1995
UNLV	1	2	0	1999	2001
USC	3	4	0	1978	2024
Utah	4	4	0	1951	2011
Vanderbilt	16	10	0	2013	2024
Wagner	3	0	0	2024	2024
Wake Forest	2	0	0	2005	2016
Washington	8	1	0	1991	2005
Washington State	9	6	0	1987	2022
West Virginia	1	0	0	2019	2019
Western Carolina	1	0	0	1988	1988
Western Kentucky	0	2	0	1987	2010
Westmont	2	0	0	1991	1991
Wichita State	0	1	0	2022	2022
Winthrop	3	0	0	2010	2010
Wisconsin-La Crosse	1	0	0	1979	1979
Wright State	6	0	0	2009	2009
Xavier	1	2	0	2021	2021
Yale	4	0	0	1993	2016

ALL-TIME RECORDS VS. NON-COLLEGIATE OPPONENTS

Opponent	W	L	T	1st Mtg	Last Mtg
37th Infantry	1	0	0	1920	1920
Allen Academy	2	0	0	1904	1910
Austin Seven-Up	1	2	0	1937	1938
Barbers Hill Gushers	0	1	0	1936	1936
Baytown Oilers	2	1	1	1939	1942
Beaumont (Texas League)	4	17	0	1932	1941
Boston Braves (NL)	0	1	0	1941	1941
Brenham HS	2	0	0	1913	1930
Brenham Sun Oilers	0	4	1	1936	1937
Brooke Army Medics	16	12	0	1947	1961
Brooks Field	0	2	0	1944	1944
Bryan Air Force	1	0	0	1953	1953
Bryan All-Stars	0	1	0	1956	1956
Bryan Amateurs	1	0	0	1953	1953
Bryan Bombers	2	3	0	1947	1950
Calvert HS	1	0	0	1904	1904
Camp Hood	1	0	0	1946	1946
China University	1	0	0	1914	1916
Cincinnati Reds	0	0	1	1907	1907
Columbia, S.C.	0	1	0	1957	1957
Corpus Christi Clippers (Big State League)	1	1	0	1956	1956
Crowley, La.	0	1	0	1957	1957
Daniel Baker	4	1	0	1914	1917
Deaf & Dumb Institute	6	0	0	1904	1915
Dow Chemical	1	1	0	1944	1944
El Dorado Oilers (Cotton States League)	1	0	0	1951	1951
Ellington Field	1	0	0	1942	1942
Ennis Southern Pacific	2	1	0	1925	1930
Ft. Worth	0	1	0	1931	1931
Galveston Buccaneers (Texas League)	2	0	0	1935	1935
Galveston HS	1	1	0	1894	1894
Grand Prize (Houston)	3	5	0	1936	1940
Hearne POW Camp	1	0	0	1945	1945
House of David	1	0	0	1927	1927
Houston Amer. Legion	2	0	0	1921	1921
Houston Heights	0	2	0	1909	1909
Houston HS	1	0	0	1894	1894
Houston Buffs (Texas League)	4	15	1	1906	1950
Houston Southern	1	0	0	1929	1929
Houston So. Pacific	0	0	1	1932	1932
Humble Oilers	0	2	2	1934	1935
I.G.A.	1	0	0	1933	1933
Kelly Field	2	0	0	1943	1943
La Porte Coast Guard	2	0	0	1943	1943
Luke Field	2	0	0	1946	1946
Manvell Texaco Indians	0	1	0	1936	1936
Marshall Tigers (East Texas League)	1	0	0	1935	1935
Montreal Royals (Int'l League)	0	1	0	1931	1931
Muskogee	2	1	0	1911	1911
Navasota HS	2	0	0	1894	1933
Newgulf	2	0	0	1930	1930
New Orleans Pels (Southern Assn.)	1	1	0	1955	1955
New York Giants (NL)	0	2	0	1909	1910
Omaha League	1	0	0	1922	1922
Philco	1	0	0	1933	1933
Plymouth Oilers	1	2	0	1952	1952
Randolph Field	4	6	0	1940	1966
Rich Field Aviators	2	0	0	1918	1918
Shepherd Field Fliers	2	0	0	1942	1942
S.T.D.	2	0	0	1906	1906
St. Paul Saints (American Assn.)	2	0	0	1926	1926
Somerville HS	4	0	0	1930	1931
So. Pacific Sunbeams	1	0	0	1942	1942
Southwest Industrial	4	0	0	1917	1917
Strake Oilers	2	0	0	1934	1935
Todd Drydocks	0	0	1	1939	1939
Temple HS	1	1	0	1924	1924
Waco Cubs (Texas League)	2	4	2	1926	1949
Waco Army Air Field	0	2	0	1943	1943
Waco Indians (Texas Assn.)	1	1	0	1924	1924

ALL-TIME SERIES HISTORY

ABILENE CHRISTIAN (8-1)

1976	H		W	9	3
1976	H		W	3	2
4/16/14	H		W	20	2
4/15/15	H	1/-	W	3	2
4/12/16	H	3/-	W	10	4
4/11/17	H		W	8	1
4/24/18	H	18/-	W	8	2
3/6/19	H	22/-	W	9	3
2/23/21	H		L	5	6

AIR FORCE (3-0)

1972	N		W	1	0
1972	N		W	6	0
4/16/24	H	1/-	W	15	5

ALABAMA (22-15)

3/10/95	H		W	6	2
3/13/95	H		W	5	4
5/31/03	H		W	16	5
4/26/13	A		L	2	3
4/27/13	A		L	2	3
4/4/14	H	-/21	L	1	5
4/5/14	H	-/21	W	13	8
4/5/14	H	-/21	L	4	6
3/20/15	A	4/-	W	4	2
3/21/15	A	4/-	W	10	5
3/21/15	A	4/-	L	2	6
5/20/15	N	4/-	W	4	3
4/22/16	H (10 inn)	3/-	W	4	3
4/23/16	H	3/-	L	4	7
4/24/16	H	3/-	W	2	1
4/13/17	A		W	9	5
4/14/17	A		W	8	2
4/15/17	A		W	3	2
4/12/18	H	19/-	W	12	6
4/13/18	H	19/-	W	9	6
4/14/18	H (11 inn)	19/-	W	3	2
5/10/19	A	18/-	W	3	2
5/11/19	A	18/-	L	1	2
5/12/19	A	18/-	W	6	5
4/9/21	H		L	3	5
4/10/21	H		L	3	6
4/11/21	H		L	4	7
4/1/22	A		W	3	2
4/2/22	A		L	9	10
4/3/22	A		L	4	8
5/27/22	N	9/-	W	12	8
5/12/23	H		W	11	5
5/13/23	H		L	1	12
5/14/23	H		L	0	11
4/19/24	A	1/12	W	10	5
4/19/24	A	1/12	W	18	9
4/20/24	A	1/12	L	9	10

ARIZONA (23-22-1)

1951	-		W	5	4
1951	-		L	4	21
1951	-		W	14	2
1955	-		L	2	6
1955	-		W	5	0
1955	-		L	1	2
1959	-		L	0	1
1959	-		L	0	1
1976	N		L	2	8
1979	N		W	2	0
1979	N		L	3	9
3/16/91	H		L	1	5
3/16/91	H (10 inn)		W	4	3
3/17/91	H		W	6	2
2/14/92	A		L	4	12
2/15/92	A		W	11	8

2/16/92	A (10 inn)		L	5	6
2/18/94	A		W	16	3
2/19/94	A		W	4	0
2/20/94	A		W	14	5
2/24/95	H		W	4	1
2/25/95	H		W	11	5
2/26/95	H		T	3	3
2/8/96	A		L	7	8
2/9/96	A		L	1	6
2/10/96	A		W	9	8
2/14/97	H		L	2	3
2/15/97	H		W	5	1
2/16/97	H		W	5	4
2/12/99	A		L	5	11
2/13/99	A		L	2	5
2/14/99	A		W	18	9
2/18/00	H		L	1	4
2/19/00	H		W	8	3
2/20/00	H		W	7	3
2/16/01	A		L	6	9
2/17/01	A		L	5	12
2/18/01	A		L	5	16
2/15/02	H		W	4	0
2/16/02	H		W	9	4
2/17/02	H		W	13	6
2/28/03	A		L	0	11
3/1/03	A		W	11	8
3/2/03	A		L	1	17
6/5/11	H	6/22	L	4	7
6/7/11	H	6/22	W	3	0

ARIZONA STATE (2-1)

2/9/07	N		L	4	5
3/1/24	N	7/-	W	4	0
3/3/24	N	7/-	W	10	5

ARKANSAS (52-50-1)

1908	-		W	4	1
1908	-		T	2	2
1926	-		W	12	0
1926	-		W	7	2
1974	H		W	5	2
1974	H		W	15	0
1974	H		W	15	1
1975	A		L	1	4
1975	A		W	3	2
1975	A		W	5	0
1976	A		W	7	6
1976	A		W	3	1
1976	A		W	7	5
1977	H		W	6	0
1977	H		W	4	3
1977	H		W	4	0
1977	N		W	5	2
1978	A		W	6	1
1978	A		W	5	0
1978	A		L	5	6
1978	N		W	5	0
1979	H		W	6	0
1979	H		L	0	2
1979	H		L	1	9
1979	N		L	2	6
1980	A		L	2	4
1980	A		W	8	5
1980	H		L	10	19
1981	H		L	0	4
1981	H		W	9	2
1981	H		L	6	19
1982	A		L	5	6
1982	A		W	5	2
1982	A		L	9	16
1983	H		L	8	10
1983	H		L	0	3
1983	H		L	9	10
1984	A		W	10	1

1984	A		L	0	1
1984	A		L	0	4
3/29/85	H		W	6	2
3/31/85	H		L	4	6
3/31/85	H		L	4	15
3/28/86	A		W	6	0
3/29/86	A		L	0	10
3/29/86	A		W	5	2
5/16/86	H		W	4	0
3/20/87	H		L	10	17
3/21/87	H		L	2	8
3/21/87	H		L	3	7
5/15/87	N		L	3	4
3/25/88	A		L	0	5
3/26/88	A		W	6	1
3/26/88	A		W	8	6
5/19/88	A		W	4	3
5/5/89	H (16 inn)		L	9	11
5/6/89	H		W	3	2
5/6/89	H		W	9	0
5/5/90	A		W	4	3
5/5/90	A		L	2	6
5/6/90	A		L	4	13
3/22/91	H		W	9	3
3/23/91	H		W	2	0
3/23/91	H		L	4	7
2/27/04	H		W	7	5
2/28/04	H		L	4	6
2/29/04	H		W	9	7
3/1/08	H		W	15	7
4/19/13	A	-/10	W	5	3
4/20/13	A	-/10	L	2	12
4/21/13	A	-/10	L	1	2
5/9/14	A	20/-	L	2	3
5/10/14	A	20/-	L	3	7
5/11/14	A (10 inn)	20/-	W	6	5
5/20/14	N		L	0	4
4/18/15	H	1/-	W	13	6
4/18/15	H	1/-	L	8	9
4/19/15	H	1/-	L	2	8
4/30/16	A	2/-	L	5	9
4/30/16	A (11 inn)	2/-	W	11	8
5/1/16	A	2/-	W	6	2
5/18/17	H (10 inn)	22/16	L	4	6
5/19/17	H	22/16	W	5	2
5/20/17	H	22/16	L	0	8
5/11/18	A	20/6	L	3	9
5/12/18	A	20/6	L	1	3
5/13/18	A	20/6	L	3	6
5/16/19	H	19/4	L	3	7
5/17/19	H	19/4	W	6	2
5/18/19	H	19/4	W	6	1
4/17/21	A	-/1	L	0	13
4/17/21	A (10 inn)	-/1	L	1	2
4/18/21	A	-/1	W	11	10
4/22/22	H	-/3	W	2	1
4/23/22	H	-/3	L	1	3
4/24/22	H	-/3	W	11	10
4/27/23	A	-/7	L	5	7
4/28/23	A	-/7	L	4	10
4/29/23	A	-/7	L	7	8
5/27/23	N	-/4	W	5	4
5/16/24	H (11 inn)	4/2	W	1	0
5/17/24	H	4/2	L	3	6
5/18/24	H (7 inn)	4/2	W	14	4

ARKANSAS STATE (6-1)

3/13/85	N		W	7	4
3/15/85	H (5 inn)		W	20	0
3/15/85	H (5 inn)		W	9	5
2/13/98	N		W	7	0
2/9/01	H		W	4	3
2/10/01	H		L	4	8
2/11/01	H		W	3	2

ALL-TIME SERIES HISTORY

ARMY (3-0)

2/21/20	H	21/-	W	12	3
2/22/20	H	21/-	W	6	5
2/23/20	H (8 inn)	21/-	W	14	12

AUBURN (20-15)

4/5/13	H	18/-	L	4	6
4/6/13	H	18/-	L	5	10
4/7/13	H	18/-	W	4	1
3/14/14	A	23/-	L	0	4
3/15/14	A	23/-	L	2	5
3/15/14	A	23/-	W	9	0
3/13/15	H	1/-	W	6	2
3/14/15	H	1/-	W	10	4
3/15/15	H	1/-	W	6	1
3/19/16	A	2/-	W	12	8
3/19/16	A	2/-	L	7	9
3/20/16	A	2/-	W	12	10
4/7/17	H	-/11	L	1	2
4/8/17	H	-/11	W	6	3
4/9/17	H	-/11	W	3	1
3/16/18	A	6/14	L	1	4
3/17/18	A	6/14	L	5	11
3/18/18	A	6/14	W	5	1
5/24/18	N	-/21	W	4	2
4/12/19	H	12/19	W	4	0
4/13/19	H	12/19	L	0	7
4/14/19	H	12/19	W	4	1
2/28/21	N		L	1	6
5/14/21	A		L	4	5
5/15/21	A		W	11	9
5/16/21	A		L	5	8
3/25/22	H (10 inn)		L	5	6
3/26/22	H (11 inn)		W	5	4
3/27/22	H		L	9	13
4/6/23	A		W	9	5
4/7/23	A		L	9	10
4/7/23	A		W	12	6
3/28/24	H	4/21	W	9	7
3/29/24	H	4/21	W	12	8
3/30/24	H (12 inn)	4/21	W	10	9

AUSTIN COLLEGE (12-7-1)

1905	-	W	8	1
1905	-	W	11	0
1906	-	L	1	3
1907	-	T	1	1
1907	-	W	9	3
1909	-	L	0	1
1909	-	L	2	3
1909	-	W	2	0
1909	-	W	4	2
1910	-	L	2	3
1910	-	L	3	6
1911	-	L	1	3
1912	-	W	6	2
1913	-	L	3	4
1914	-	W	10	3
1914	-	W	5	2
1920	-	W	7	1
1920	-	W	13	7
1920	-	W	10	2
1920	-	W	7	4

BAYLOR (185-135-4)

1904	-	W	6	5
1904	-	W	3	1
1904	-	W	7	6
1904	-	W	12	9
1905	-	L	2	6
1905	-	W	7	2
1905	-	W	6	2

1905	-	W	11	3
1906	-	L	1	6
1906	-	W	10	5
1906	-	W	10	2
1907	-	W	14	5
1908	-	L	0	1
1908	-	L	0	4
1908	-	W	4	0
1909	-	W	3	0
1909	-	L	3	9
1909	-	W	6	2
1911	-	L	2	3
1911	-	L	0	3
1912	-	L	1	2
1912	-	T	1	1
1912	-	L	5	9
1912	-	L	1	3
1913	-	W	1	0
1913	-	L	3	4
1914	-	W	6	1
1914	-	W	6	5
1915	-	L	0	1
1915	-	L	3	4
1916	-	W	3	2
1916	-	W	8	2
1916	-	L	3	4
1916	-	L	0	1
1917	-	T	3	3
1917	-	W	3	2
1918	-	W	10	6
1918	-	W	9	6
1918	-	W	9	0
1918	-	L	1	2
1919	-	W	8	6
1919	-	W	7	1
1919	-	W	5	1
1919	-	W	5	3
1920	-	W	3	0
1920	-	L	3	6
1921	-	W	13	2
1921	-	W	3	1
1921	-	W	3	2
1921	-	W	11	3
1922	-	W	7	1
1922	-	W	4	3
1922	-	L	1	7
1922	-	L	0	1
1923	-	L	4	6
1923	-	L	3	5
1923	-	L	0	4
1924	-	L	2	3
1924	-	L	2	12
1924	-	L	1	5
1925	-	L	2	6
1925	-	L	4	5
1926	-	L	3	4
1931	-	W	4	3
1931	-	W	5	3
1932	-	L	6	8
1932	-	W	13	5
1932	-	L	1	4
1932	-	W	5	3
1933	-	W	10	2
1933	-	L	5	11
1933	-	L	5	11
1933	-	W	2	1
1934	-	W	5	3
1934	-	W	9	7
1934	-	W	4	3
1934	-	W	5	3
1935	-	W	4	3
1935	-	L	7	14
1935	-	L	1	2
1935	-	W	9	0
1936	-	W	13	11
1936	-	L	3	7
1936	-	T	11	11
1937	-	L	3	4

1937	-	W	6	4
1937	-	W	9	1
1938	-	L	5	7
1938	-	L	7	11
1938	-	W	3	1
1939	-	W	5	4
1939	-	W	4	3
1939	-	W	4	0
1940	-	W	9	7
1940	-	W	5	1
1941	-	W	10	0
1941	-	L	5	7
1941	-	L	1	3
1942	-	W	2	0
1942	-	L	3	4
1942	-	W	15	9
1946	-	W	13	2
1946	-	L	5	8
1946	-	W	7	5
1947	-	L	4	7
1947	-	L	3	11
1948	-	W	8	0
1948	-	W	5	2
1948	-	L	4	9
1948	-	L	3	4
1948	-	W	17	1
1949	-	L	2	13
1949	-	W	15	11
1949	-	W	2	1
1950	-	W	4	3
1950	-	W	11	4
1950	-	L	1	7
1951	-	L	2	3
1951	-	W	9	0
1951	-	W	12	6
1952	-	T	2	2
1952	-	L	9	12
1952	-	L	6	16
1952	-	L	0	3
1953	-	L	0	8
1953	-	L	4	8
1953	-	L	0	5
1954	-	W	8	5
1954	-	L	4	6
1954	-	L	4	5
1955	-	W	4	2
1955	-	L	2	13
1955	-	W	12	4
1956	-	L	1	5
1956	-	W	12	3
1956	-	W	7	4
1957	-	L	3	4
1957	-	W	4	2
1957	-	W	5	2
1958	-	W	9	7
1958	-	W	7	4
1958	-	W	11	4
1959	-	W	19	6
1959	-	W	2	1
1959	-	W	3	1
1960	-	L	5	7
1960	-	L	3	13
1960	-	L	3	9
1961	-	W	7	6
1961	-	L	4	5
1961	-	W	15	13
1962	-	L	0	2
1962	-	W	6	0
1962	-	W	12	6
1963	-	W	2	1
1963	-	W	9	1
1963	-	L	4	7
1964	-	L	7	8
1964	-	W	7	4
1964	-	W	2	0
1965	-	L	0	2
1965	-	W	3	2

ALL-TIME SERIES HISTORY

1969 -	L	0	4	4/20/92 A	W	3	1	
1969 -	W	1	0	4/20/92 A	W	1	0	
1969 -	L	1	8	4/21/92 A	L	2	9	
1970 -	W	7	3	4/16/93 A	W	1	0	
1970 -	W	2	1	4/17/93 H	L	1	2	
1970 -	W	11	2	4/17/93 H	W	9	2	
1971 A	W	7	5	4/22/94 H	W	3	0	
1971 A	W	8	2	4/23/94 A (10 inn)	L	4	5	
1971 A	W	10	5	4/23/94 A	W	12	11	
1972 H	W	5	3	3/16/95 N	L	4	6	
1972 H	W	5	0	4/14/95 A	W	17	8	
1972 H	L	3	4	4/15/95 H	W	3	2	
1973 A	L	5	6	4/15/95 H	W	4	0	
1973 A	L	3	4	3/14/96 N	L	1	12	
1974 H	W	8	4	5/10/96 A	W	16	8	
1974 H	W	11	3	5/10/96 A	W	9	1	
1974 H	W	6	5	5/11/96 H	W	5	2	
1975 A	L	3	4	5/17/96 N	L	1	8	
1975 A	W	1	0	2/28/97 A	L	5	10	
1975 A	L	6	9	3/1/97 H	W	13	11	
1976 A	W	6	3	3/2/97 H	L	10	11	
1976 A	L	2	5	5/1/98 H	W	8	1	
1976 A	L	5	6	5/2/98 A	W	8	4	
1977 H	W	9	8	5/3/98 A	L	2	5	
1977 H	W	2	1	5/16/98 N	W	8	5	
1977 H	L	0	8	4/16/99 A	L	2	7	
1977 N	L	1	2	4/17/99 H	W	5	4	
1978 A	W	5	3	4/18/99 H	W	11	10	
1978 A	W	8	4	3/3/00 H	L	2	3	
1978 A	W	11	9	3/4/00 A	L	4	10	
1979 H	L	3	7	3/5/00 A	L	4	6	
1979 H	L	3	5	5/17/00 N	L	3	12	
1979 N	W	2	1	2/24/01 H (11 inn)	L	1	2	
1980 A	L	2	3	2/24/01 H	L	5	11	
1980 A	W	6	5	2/25/01 A	W	8	6	
1980 A	W	10	6	4/19/02 H	W	8	7	
1981 H	W	3	1	4/20/02 A	L	5	6	
1981 H	W	5	4	4/21/02 A	L	2	4	
1981 H	W	5	4	3/28/03 A	W	7	2	
1982 A	W	3	2	3/29/03 H	L	1	9	
1982 A	W	4	0	3/30/03 H	W	4	3	
1982 A	L	3	5	3/19/04 H	L	7	8	
1983 H	L	1	2	3/20/04 A	L	0	5	
1983 H	W	11	4	3/21/04 A	W	8	7	
1983 H	L	1	12	5/13/05 A	L	9	10	
1984 A	L	12	17	5/14/05 H	L	1	3	
1984 A	L	0	3	5/15/05 H	L	4	6	
1984 A	W	8	1	4/21/06 H	W	4	2	
4/12/85 H	W	2	1	4/22/06 A	L	1	4	
4/14/85 H	W	5	2	4/23/06 A	L	8	9	
4/14/85 H	W	10	6	4/27/07 A	W	12	7	
4/12/86 A	W	3	1	4/28/07 H	W	5	3	
4/12/86 A	W	4	2	4/29/07 H	L	12	16	
4/13/86 A	W	13	3	5/26/07 N	W	14	6	
5/18/86 H	W	8	0	4/18/08 H	W	2	1	
5/19/86 H	W	7	6	4/19/08 A	W	11	1	
4/3/87 H (10 inn)	W	12	11	4/20/08 A (11 inn)	W	13	12	
4/4/87 H	W	13	5	3/14/09 H	3 / 5	W	6	2
4/4/87 H	W	7	2	3/15/09 H	3 / 5	W	13	7
4/8/88 A	W	10	4	3/16/09 A (10 inn)	3 / 9	L	7	8
4/9/88 A	W	3	1	2/27/10 A	W	4	2	
4/9/88 A	W	3	0	4/9/10 H	W	4	3	
5/20/88 N	W	6	1	4/10/10 A	L	1	13	
3/31/89 H	W	10	3	4/11/10 A	L	13	2	
4/1/89 H (10 inn)	W	9	8	5/30/10 N (10 inn)	W	5	3	
4/1/89 H	W	12	2	4/15/11 A	5 / -	W	5	1
3/31/90 A	L	6	7	4/16/11 H	5 / -	L	1	12
4/1/90 A	W	2	0	4/17/11 H	5 / -	W	2	1
4/1/90 A	L	0	7	4/20/12 H	2/6	L	3	5
4/7/91 H	L	4	10	4/21/12 A	2/6	L	0	1
4/7/91 H (11 inn)	L	6	7	4/22/12 A	2/6	L	5	7
4/8/91 H	L	6	12	3/8/15 N	11 / -	W	3	2
5/16/91 H	W	9	3	3/5/17 N	20 / -	L	3	6
3/6/92 H (10 inn)	W	7	6	6/2/17 N		W	8	5
3/7/92 H	L	0	4	3/3/18 N	11 / -	W	5	4
3/7/92 H	L	6	7	3/1/19 N	- / 18	W	5	2
				2/26/21 N		W	12	4

BETHEL COLLEGE (1-0)

3/24/86 H W 12 2

BINGHAMTON (1-0)

6/3/16 H 1/- W 4 2

BOWLING GREEN (4-0)

1979 N W 4 0
 2/17/17 H 20/- W 15 1
 2/18/17 H 20/- W 19 2
 2/19/17 H 20/- W 16 5

BROWN (3-0)

3/10/17 H W 6 4
 3/11/17 H W 3 2
 3/12/17 H W 5 1

BYU (2-0)

5/26/89 H W 25 4
 3/3/10 H W 5 3

CALIFORNIA (5-4)

1984 H L 2 10
 1984 H W 4 1
 5/21/92 N W 15 6
 5/24/92 N L 4 11
 6/21/11 N L 3 7
 5/30/15 H (14 inn) 6/- L 1 2
 5/31/15 H (12 inn) 6/- W 4 3
 6/1/15 H 6/- W 3 1
 3/4/18 N 11/- W 9 5

CAL STATE FULLERTON (6-7)

1983 H W 6 1
 1983 H W 7 5
 5/30/88 N L 3 6
 6/14/99 N L 2 4
 3/10/09 H 3 / 4 L 5 15
 3/15/11 H 11/13 W 2 0
 3/9/12 H 5/11 W 6 1
 3/10/12 H (11 inn) 5/11 L 5 6
 3/11/12 H 5/11 L 3 4
 3/8/13 A - / 10 W 6 1
 3/9/13 A - / 10 L 0 2
 3/10/13 A - / 10 L 6 7
 6/2/23 N W 12 7

CAL STATE NORTHRIDGE (3-2)

3/3/95 H L 2 4
 3/4/95 H W 8 6
 3/5/95 H L 1 8
 3/20/99 H (7 inn) W 7 0
 3/22/99 H W 12 9

ALL-TIME SERIES HISTORY

CENTENARY (20-2)

1926	-	W	8	1	
1926	-	W	2	1	
1927	-	W	15	2	
1927	-	W	18	4	
1931	-	L	8	14	
1931	-	W	7	1	
1980	H	W	14	3	
1980	H	W	4	3	
1981	H	W	5	2	
1981	H	W	4	3	
1982	H	W	11	9	
1982	H	W	5	2	
3/29/02	A	W	10	4	
3/29/02	A	W	15	3	
3/11/03	H	W	8	3	
3/12/03	H	W	10	2	
3/11/08	H	W	9	2	
3/12/08	H	W	3	2	
2/24/09	H	1/-	W	11	1
2/25/09	H	1/-	L	4	8
5/12/10	H	W	15	3	
3/8/11	H	14/-	W	21	3

CENTRAL MICHIGAN (4-2)

3/6/87	H	W	6	3
3/7/87	H	W	2	0
3/7/87	H	W	10	6
3/3/89	H	W	3	2
3/18/00	H (7 inn)	L	3	5
3/19/00	H (7 inn)	L	0	5

CHARLOTTE (1-0)

5/21/98	H	W	17	0
---------	---	---	----	---

CLEMSON (2-1)

6/4/99	H	W	20	3
6/5/99	H	L	3	10
6/6/99	H	W	5	4

COASTAL CAROLINA (1-0)

5/31/15	H	W	8	1
---------	---	---	---	---

COLUMBIA (1-0)

3/18/14	H (11 inn)	W	8	7
---------	------------	---	---	---

CONCORDIA LUTHERAN (1-0)

2/24/93	H	W	17	3
---------	---	---	----	---

CORNELL (4-1)

1974	H	W	14	2
1974	H	L	9	14
2/23/18	H	W	3	2
2/23/18	H	W	22	0
2/24/18	H	W	8	2

CREIGHTON (2-0)

2/22/03	H	W	7	4
2/23/03	H	W	7	2

DALLAS (4-0)

1916	-	W	5	4
1916	-	W	10	3
1961	-	W	14	3
1963	-	W	6	1

DALLAS BAPTIST (29-9)

3/6/85	H	W	11	1	
3/6/85	H	W	5	0	
4/8/86	H	W	8	7	
4/8/86	H	L	2	5	
2/9/93	H	W	5	4	
2/9/93	H	W	7	6	
4/8/94	H	W	9	4	
4/9/94	H	W	7	4	
4/9/94	H	W	12	4	
4/7/95	H	W	11	5	
4/8/95	H	W	4	3	
4/8/95	H	W	9	1	
4/6/96	H	L	4	5	
4/6/96	H	L	2	6	
2/17/98	H	W	10	9	
2/17/98	H	W	5	1	
5/5/06	H	L	1	6	
5/6/06	H (12 inn)	W	4	3	
5/3/07	H (12 inn)	W	11	10	
5/4/07	H	W	3	0	
5/5/07	H	W	14	6	
5/1/08	H	L	6	12	
5/2/08	H	W	9	4	
5/3/08	H	W	5	4	
4/30/09	H	15/-	W	4	3
5/1/09	H	15/-	L	10	11
5/2/09	H	15/-	W	8	2
5/6/10	H	W	10	6	
5/7/10	H	W	4	2	
5/8/10	H	L	6	8	
5/5/11	H	9/-	W	4	2
5/6/11	H	9/-	L	1	12
5/7/11	H	9/-	W	14	2
3/19/13	H	24/-	W	2	0
3/3/15	H	11/-	W	7	5
4/4/17	H	W	7	3	
3/12/19	A	22/-	L	4	5
4/19/22	H (7 inn)	-/25	W	14	1

DARTMOUTH (4-0)

6/5/10	N	W	4	3	
2/27/15	H	23/-	W	4	3
2/28/15	H	23/-	W	8	1
3/1/15	H	23/-	W	10	4

DAVIDSON (2-0)

6/9/17	H (15 inn)	W	7	6
6/10/17	H	W	12	6

DAYTON (1-0)

6/1/12	H	8/-	W	4	1
--------	---	-----	---	---	---

DELTA STATE (3-0)

1982	H	W	2	0
1982	H	W	16	8
1982	H	W	11	4

DUKE (0-2)

5/31/19	N	19/-	L	5	8
6/2/19	N	19/-	L	1	4

EASTERN MICHIGAN (1-0)

1978	N	W	6	3
------	---	---	---	---

EVANSVILLE (2-0)

2/28/05	H (7 inn)	W	3	0
2/28/05	H (7 inn)	W	10	2

FIU (5-2)

1979	N	W	15	3	
5/26/95	N	L	5	9	
5/28/95	N	W	4	2	
6/4/10	N	20/-	W	17	3
3/11/11	H	14/-	W	6	5
3/12/11	H	14/-	L	1	2
3/12/11	H	14/-	W	8	5

FLORIDA (18-14)

5/23/92	A	W	6	5	
3/3/06	A	W	4	0	
3/4/06	A	L	1	4	
3/5/06	A	W	1	0	
3/9/07	H	W	7	1	
3/10/07	H	W	13	5	
3/11/07	H	W	6	1	
5/21/13	N	W	6	3	
3/21/14	H (11 inn)	L	3	5	
3/22/14	H	W	5	4	
3/23/14	H (11 inn)	W	4	3	
4/1/16	A	1/3	L	4	7
4/2/16	A	1/3	L	2	7
4/3/16	A	1/3	L	7	10
5/29/16	N	2/1	W	12	5
5/4/18	H	18/1	L	0	9
5/5/18	H	18/1	L	1	6
5/6/18	H	18/1	W	7	3
5/21/19	N (10 inn)	15/-	W	8	7
3/18/21	A	-/5	L	4	13
3/19/21	A	-/5	L	1	3
3/20/21	A	-/5	L	4	8
5/26/22	N	9/-	W	10	0
5/28/22	N	9/-	L	0	9
5/5/23	H	-/4	L	5	6
5/6/23	H	-/4	W	15	2
5/7/23	H	-/4	W	3	2
3/15/24	A	4/8	L	6	8
3/16/24	A	4/8	W	10	6
3/17/24	A	4/8	L	2	4
6/15/24	N	3/-	W	3	2
6/19/24	N	3/-	W	6	0

FLORIDA STATE (3-3)

5/23/86	A	L	9	12	
2/29/92	N	W	9	1	
6/12/99	N	L	3	7	
6/11/11	A	7/6	W	6	2
6/12/11	A	7/6	L	9	23
6/13/11	A	7/6	W	11	2

FORDHAM (7-0)

2/15/19	H	W	4	0	
2/16/19	H	W	19	6	
2/17/19	H	W	3	1	
6/1/15	N	19/-	W	11	4
2/18/22	H	W	13	1	
2/19/22	H	W	5	3	
2/20/22	H	W	5	4	

ALL-TIME SERIES HISTORY

FRESNO STATE (3-6)

3/14/88	A (13 inn)	L	5	6	
3/19/88	A	L	0	4	
5/22/97	N	L	1	2	
3/1/14	A	18/-	L	0	5
3/1/14	A	18/-	L	5	6
3/2/14	A	18/-	L	0	1
3/11/16	H	3/-	W	3	2
3/12/16	H (10 inn)	3/-	W	4	3
3/13/16	H	3/-	W	12	1

GEORGE MASON (1-0)

5/31/14	N	W	7	3
---------	---	---	---	---

GEORGE WASHINGTON (1-0)

3/16/88	N	W	13	1
---------	---	---	----	---

GEORGIA (15-8)

3/15/13	H	W	4	1	
3/16/13	H	W	2	1	
3/17/13	H	W	11	4	
3/28/14	A	22/-	L	2	3
3/29/14	A	22/-	L	1	6
3/30/14	A	22/-	W	9	5
4/8/16	H	5/-	W	5	0
4/9/16	H	5/-	W	15	1
4/10/16	H	5/-	W	10	2
3/29/18	A	15/24	L	5	11
3/30/18	A	15/24	L	0	3
3/31/18	A	15/24	W	5	0
5/23/18	N	W	7	0	
5/22/19	N	15/6	L	0	2
3/26/21	H	W	6	3	
3/27/21	H	W	7	6	
3/28/21	H	L	4	6	
4/14/22	A	-/10	W	8	1
4/15/22	A	-/10	L	3	4
4/16/22	A	-/10	W	23	9
4/26/24	H	1/17	W	5	2
4/27/24	H (7 inn)	1/17	W	19	9
4/27/24	H	1/17	L	4	5

GEORGIA TECH (1-1)

5/22/92	N (10 inn)	L	2	3
5/23/92	N	W	7	5

GONZAGA (4-2)

2/25/11	H	8/-	W	1	0
2/26/11	H	8/-	W	4	2
2/27/11	H	8/-	L	3	6
3/8/19	H	22/-	L	4	6
3/9/19	H	22/-	W	14	2
3/10/19	H	22/-	W	3	1

GRAMBLING STATE (3-0)

1984	N	W	11	5	
4/30/13	H	W	6	2	
5/31/24	H	3/-	W	8	0

HARDIN-SIMMONS (19-3)

1947	-	W	5	4
1947	-	L	2	9
1980	H	W	3	2
1980	H	L	1	4
1981	H	W	11	3

1981	H	W	2	1
1983	H	W	8	1
1983	H	W	4	0
1983	H	L	3	5
1984	H	W	8	1
1984	H	W	5	2
1984	H	W	4	2
3/4/85	H	W	10	0
3/4/85	H	W	8	1
3/3/87	H	W	9	8
3/3/87	H	W	12	1
3/8/88	H	W	5	4
3/8/88	H	W	8	2
3/7/89	H	W	6	4
3/7/89	H	W	5	1
3/27/90	H	W	8	7
3/27/90	H	W	5	2

HAWAII (1-2)

3/14/86	A	L	4	14
3/15/86	A	W	4	3
3/16/86	A	L	6	7

HAWAII-HILO (0-2)

3/17/86	A	L	1	3
3/18/86	A	L	0	1

HOFSTRA (3-0)

2/19/16	H	4/-	W	5	2
2/20/16	H	4/-	W	15	4
2/21/16	H	4/-	W	5	0

HOLY CROSS (5-1)

2/24/12	H (11 inn)	4/-	W	3	2
2/25/12	H (10 inn)	4/-	L	3	7
2/26/12	H	4/-	W	8	2
2/13/15	H	23/-	W	19	2
2/14/15	H	23/-	W	16	11
2/15/15	H	23/-	W	6	1

HOUSTON (117-58-1)

1946	-	W	9	6
1949	-	W	6	0
1949	-	W	7	0
1950	-	W	7	4
1950	-	W	7	4
1951	-	W	3	1
1951	-	L	3	7
1952	-	W	7	6
1952	-	L	5	18
1953	-	W	5	3
1953	-	L	2	3
1954	-	W	8	4
1954	-	L	0	14
1955	-	W	7	0
1955	-	W	3	2
1956	-	W	7	6
1956	-	L	3	10
1957	-	L	3	5
1958	-	W	4	0
1959	-	W	7	2
1959	-	W	13	3
1960	-	L	2	5
1961	-	W	10	6
1963	-	W	5	1
1963	-	L	3	4
1965	-	W	10	2
1965	-	W	13	4
1966	-	W	9	1
1966	-	L	2	4

1967	-	W	6	4
1967	-	W	2	1
1968	-	W	6	4
1968	-	W	9	6
1968	-	W	6	0
1968	-	W	3	1
1969	-	W	5	4
1969	-	L	7	10
1970	-	W	7	6
1970	-	L	0	11
1970	-	W	6	5
1971	A	W	5	1
1971	A	W	6	1
1971	H	W	7	2
1971	H	W	12	1
1972	H	W	2	0
1972	H	W	2	1
1972	A	W	11	0
1972	A	L	5	6
1973	H	W	14	1
1973	H	W	8	2
1973	H	W	9	1
1974	A	L	6	13
1974	A	L	6	13
1975	H	W	13	2
1975	H	W	3	1
1975	H	W	6	5
1976	H	W	7	4
1976	H	W	5	0
1976	H	L	2	5
1977	A	W	2	1
1977	A	W	7	1
1977	A	W	3	0
1978	H	L	2	6
1978	H	W	5	0
1978	H	L	3	4
1978	N	L	6	8
1978	N	L	10	17
1979	A	W	17	2
1979	A	W	8	0
1979	A	W	8	5
1980	H	W	4	1
1980	H	W	1	0
1980	H	W	4	3
1981	A	L	0	1
1981	A	L	6	9
1981	A	T	3	3
1982	H	L	2	4
1982	H	W	6	5
1982	H	L	9	15
1982	H	L	6	13
1983	A	L	2	9
1983	A	L	3	4
1983	A	L	2	17
1984	H	W	8	7
1984	H	W	15	3
1984	H	W	4	2
3/22/85	A	W	9	7
3/23/85	A	L	8	12
3/23/85	A	L	2	8
3/22/86	H	L	1	15
3/22/86	H	W	10	1
3/23/86	H	W	9	1
5/1/87	A	W	12	3
5/2/87	A	L	3	4
5/2/87	A	W	10	4
5/16/87	N	L	7	11
5/6/88	H	W	15	6
5/7/88	H (8 inn)	W	4	3
5/7/88	H	W	3	1
4/28/89	A	W	11	10
4/29/89	A	L	3	11
4/29/89	A	W	12	6
5/18/89	H	W	15	3
4/27/90	H	L	0	1
4/28/90	H	L	3	4
4/28/90	H (10 inn)	L	2	4
5/4/91	A	W	8	6
5/5/91	A	L	3	4

ALL-TIME SERIES HISTORY

SERIES HISTORY

5/5/91	A	L	2	18	
2/21/92	H	W	5	2	
2/22/92	H	W	3	2	
2/22/92	H	W	5	4	
4/24/92	A	W	4	2	
4/25/92	A	L	1	2	
4/25/92	A	W	4	1	
3/26/93	A	W	6	3	
3/27/93	A	W	20	10	
3/27/93	A (11 inn)	W	19	14	
4/1/94	H	W	15	9	
4/2/94	H	W	2	1	
4/2/94	H	L	3	8	
4/1/95	A	W	10	4	
4/1/95	A	W	9	5	
4/2/95	A (10 inn)	W	4	1	
4/2/95	A	W	7	0	
3/22/96	H	L	13	15	
3/23/96	H	W	11	8	
3/23/96	H	W	5	4	
3/24/96	H	W	11	3	
5/16/96	N	W	12	10	
3/19/97	A	L	4	6	
4/15/97	H	W	8	4	
3/24/98	A (8 inn)	W	6	3	
3/24/98	A	W	7	4	
4/21/98	H (10 inn)	L	7	9	
3/9/99	A	W	8	7	
4/20/99	H	W	15	5	
3/7/00	A	W	9	5	
4/4/00	H	W	5	4	
2/27/01	A	W	7	6	
4/10/01	H	L	2	4	
2/10/02	N	L	1	2	
4/9/02	A	L	2	10	
2/16/03	N	W	4	2	
5/13/03	H	L	6	8	
6/1/03	H	L	6	7	
6/1/03	H (10 inn)	L	6	7	
3/9/04	A	W	8	7	
4/13/04	H	W	8	1	
2/13/05	N	L	1	6	
3/22/05	A	W	9	2	
5/10/05	H	W	7	6	
3/21/06	A	W	3	2	
4/18/06	H	L	6	9	
2/10/07	N	W	3	2	
4/17/07	H	W	8	3	
4/8/08	A	W	13	6	
5/31/08	H	W	22	4	
6/1/08	H	L	3	4	
6/2/08	H	W	13	5	
3/1/09	N	1/-	W	5	3
4/7/09	H	15/-	L	2	9
5/11/10	A	W	12	3	
3/6/11	A	9/-	W	11	4
4/5/11	H	5/-	L	2	3
3/1/13	H	L	6	7	
4/4/14	H	-/12	L	8	10
3/7/15	N	11/13	W	6	0
3/29/16	A	1/25	W	7	2
6/5/17	A	-/20	W	4	3
3/3/19	N	W	3	2	
4/16/19	A	L	1	4	
3/16/21	A	W	9	4	
3/15/22	H	L	2	8	
3/14/23	A	15/-	W	5	1
4/23/24	H	1/-	W	13	11

HOUSTON CHRISTIAN (16-0)

1967	-	W	4	0	
1969	-	W	6	5	
3/18/98	H	W	9	2	
3/27/12	H	6/-	W	7	2
3/12/13	H	W	6	5	

2/25/14	H	18/-	W	5	1
2/24/15	H	23/-	W	4	1
3/1/16	H (13 inn)	4/-	W	3	2
5/2/17	H	17/-	W	8	2
2/27/18	H	11/-	W	7	1
2/26/19	H	W	12	5	
2/25/20	H	21/-	W	4	0
3/2/21	H	W	4	0	
3/1/22	H	W	3	2	
2/28/23	H	15/-	W	23	0
3/26/24	H	4/-	W	6	3

HOWARD PAYNE (4-0)

1916	-	W	8	4
1916	-	W	3	0
1918	-	W	2	1
1918	-	W	2	0

ILLINOIS (8-3)

1961	-	W	22	11	
1963	-	W	5	1	
1976	N	W	20	0	
1976	N	W	2	0	
1976	N	L	1	7	
3/10/91	H	W	3	2	
3/12/91	H	W	9	4	
3/11/95	H	L	3	11	
3/12/95	H	W	10	3	
3/13/06	N	W	11	1	
2/28/20	N	21/-	L	0	1

ILLINOIS STATE (3-0)

3/9/93	H	W	12	3
3/10/93	H	W	9	4
3/10/93	H	W	4	0

INDIANA (1-1)

6/1/18	N	25/-	W	10	3
6/3/18	N	25/-	L	7	9

INDIANA STATE (5-0)

3/4/94	H	W	10	3
3/5/94	H	W	8	2
3/5/94	H	W	8	1
3/4/01	H (7 inn)	W	4	0
3/6/01	H	W	8	1

IOWA (7-0)

1930	-	W	9	6
1930	-	W	9	0
1975	N	W	9	6
3/12/89	H	W	7	1
3/14/89	H	W	7	4
6/3/17	N	W	3	2
3/6/22	N	W	7	3

IOWA STATE (22-3)

1972	H	W	7	3
1972	H	W	13	12
1972	H	L	3	4
1972	H	W	5	4
1973	H	W	6	4

1973	H	W	1	0
1973	H	W	3	2
1973	H	W	4	3
3/11/90	H	W	6	4
3/13/90	H	W	2	0
4/5/97	H	W	19	4
4/5/97	H	W	5	4
4/6/97	H	W	8	7
4/3/98	A	L	1	10
4/4/98	A	W	10	4
4/4/98	A	W	7	4
3/5/99	H	W	8	3
3/6/99	H	W	6	1
3/7/99	H (8 inn)	W	14	1
3/24/00	A	W	10	5
3/25/00	A	W	14	1
3/26/00	A (7 inn)	W	15	1
3/16/01	H	W	2	1
3/17/01	H (11 inn)	L	2	3
3/18/01	H	W	6	1

JACKSON STATE (1-0)

5/25/89	H	W	23	3
---------	---	---	----	---

JACKSONVILLE (1-0)

2/18/05	N	W	10	2
---------	---	---	----	---

JACKSONVILLE STATE (3-0)

2/23/07	H	W	15	5
2/24/07	H	W	6	4
2/25/07	H	W	12	0

KANSAS (50-17-1)

1906	-	W	7	1
1974	N	W	7	2
1974	N	W	8	3
1975	H	W	2	1
1975	H	W	3	2
1975	H	W	5	2
1976	N	L	0	2
1977	H	W	4	2
1977	H	L	5	6
1977	H	W	3	1
1981	H	L	4	5
1981	H	W	9	8
1982	H	W	5	3
1982	H	L	3	6
1984	H	W	9	0
1984	H	W	11	3
3/12/85	N	L	9	10
6/4/93	N	W	5	1
4/26/97	H	W	10	5
4/26/97	H	W	10	9
4/27/97	H	W	8	0
4/24/98	A	W	12	1
4/25/98	A	W	17	12
4/26/98	A	W	10	9
4/23/99	H	W	8	1
4/24/99	H	W	12	5
4/25/99	H	W	10	3
3/31/00	A	W	6	3
4/1/00	A	W	8	6
4/2/00	A (7 inn)	L	1	8
4/6/01	H	W	8	0
4/7/01	H	W	5	2
4/8/01	H	L	2	5
3/8/02	A	L	4	5
3/10/02	A	W	5	3
3/10/02	A	W	10	6
5/9/03	H (10 inn)	W	4	3
5/10/03	H	W	12	9
5/11/03	H (10 inn)	W	5	4

ALL-TIME SERIES HISTORY

4/9/04	A	W	14	4	
4/10/04	A	W	4	0	
4/11/04	A	L	7	9	
4/1/05	H (12 inn)	L	5	7	
4/2/05	H	W	12	4	
4/3/05	H	W	7	5	
5/19/06	A	L	1	2	
5/20/06	A	L	2	6	
5/21/06	A	L	6	11	
3/16/07	H	W	9	3	
3/17/07	H (11 inn)	L	13	17	
3/18/07	H	W	10	9	
3/28/08	A	W	13	6	
3/29/08	A (10 inn)	W	9	6	
3/30/08	A	W	10	9	
3/27/09	H	11/—	W	3	0
3/28/09	H	11/—	W	7	6
3/29/09	H	11/—	W	6	5
4/1/10	A	L	5	9	
4/2/10	A	W	6	4	
4/3/10	A (11 inn)	T	8	8	
3/25/11	H	6/—	W	2	1
3/26/11	H	6/—	W	11	1
3/27/11	H	6/—	W	3	1
4/13/12	A	2/—	W	8	0
4/14/12	A	2/—	W	6	4
4/15/12	A	2/—	L	3	5
5/23/12	N	6/—	W	10	4
5/25/12	N	6/—	L	3	5

KANSAS STATE (42-13-1)

3/12/85	N	W	10	8	
3/9/91	H	W	7	3	
3/12/91	H	L	0	6	
3/12/94	H	W	1	0	
3/13/94	H	W	8	0	
3/28/97	A	L	5	7	
3/29/97	A	W	9	8	
3/29/97	A	W	9	7	
3/27/98	H	W	10	2	
3/28/98	H	W	10	4	
3/29/98	H	W	9	5	
4/9/99	A	W	3	0	
4/10/99	A (8 inn)	W	15	3	
4/11/99	A	W	7	2	
2/25/00	H	W	19	5	
2/26/00	H	W	9	4	
2/27/00	H	W	9	4	
3/23/01	A	L	3	5	
3/24/01	A	W	1	0	
3/25/01	A	W	10	1	
4/12/02	H	W	7	3	
4/13/02	H	L	6	7	
4/14/02	H	W	6	5	
4/11/03	A	W	6	4	
4/12/03	A	W	12	7	
4/13/03	A	W	16	3	
5/14/04	H	L	2	3	
5/15/04	H	W	8	0	
5/16/04	H	W	11	4	
4/22/05	A	L	3	5	
4/23/05	A	L	2	4	
4/24/05	A (10 inn)	W	6	5	
5/12/06	H	W	8	3	
5/13/06	H	W	6	3	
5/14/06	H	T	1	1	
5/11/07	A	W	4	2	
5/12/07	A	W	2	1	
5/13/07	A	L	6	11	
5/25/07	N	W	7	2	
4/4/08	H	W	7	2	
4/5/08	H	W	13	8	
4/6/08	H	W	14	4	
4/10/09	A	15/—	W	4	2
4/10/09	A	15/—	L	4	6

4/11/09	A	15/—	L	3	4
5/21/10	A (10 inn)	—/23	L	7	8
5/22/10	A	—/23	W	10	2
5/23/10	A	—/23	W	3	2
4/1/11	A	5/—	W	6	3
4/2/11	A	5/—	W	4	3
4/3/11	A	5/—	L	4	9
5/26/11	N	13/—	W	4	1
5/28/11	N	13/—	W	9	8
3/16/12	H	8/—	L	12	15
3/17/12	H	8/—	W	9	2
3/18/12	H	8/—	W	7	2

KENTUCKY (14-8)

3/12/89	H	W	3	2	
3/13/89	H	W	11	4	
2/22/02	H	W	4	0	
2/25/02	H (7 inn)	L	1	3	
4/18/14	H	—/17	L	3	6
4/19/14	H	—/17	L	4	11
4/20/14	H	—/17	W	14	2
4/4/15	A (7 inn)	1/—	W	5	2
4/4/15	A (7 inn)	1/—	W	6	3
3/17/17	H	13/—	L	0	6
3/18/17	H	13/—	L	6	7
3/19/17	H	13/—	L	7	11
3/22/19	A	18/—	W	5	3
3/23/19	A	18/—	W	9	3
3/24/19	A	18/—	W	17	5
4/7/22	H (11 inn)	W	3	2	
4/8/22	H	L	3	7	
4/9/22	H	W	17	3	
4/22/23	A	—/13	W	6	3
4/22/23	A	—/13	W	8	7
4/23/23	A	—/13	L	1	8
6/17/24	N	3/2	W	5	1

LAMAR (37-8)

1971	H	W	3	2
1971	H	W	3	2
1972	H	W	2	1
1972	H	W	6	1
1976	H	W	7	2
1976	H	W	7	5
1976	H	L	3	4
1976	H	W	5	3
1976	H	W	7	3
1976	H	L	3	6
1981	H	W	10	5
1983	A	W	5	1
1983	H	W	18	4
2/25/86	H	W	6	5
2/25/86	H	W	15	2
2/17/87	A	L	3	4
2/17/87	A	W	17	14
2/23/88	H	W	2	1
2/23/88	H	W	4	2
2/28/89	A	W	3	1
2/28/89	A	W	11	3
2/20/90	H	W	10	5
2/20/90	H	W	2	1
3/5/91	A	W	8	1
3/5/91	A	W	7	6
3/10/92	H	W	5	2
5/28/93	H	W	10	5
3/8/94	A	L	1	7
3/8/94	A	L	2	3
4/18/95	H	W	6	1
3/5/96	A	W	15	0
3/18/97	H	L	4	5
3/24/99	H	W	7	2
4/10/00	A	L	5	8
3/13/01	H	W	8	2

3/26/02	A	W	12	10	
3/26/03	H	W	6	3	
3/16/04	A	W	12	3	
6/5/04	N	W	14	3	
3/29/05	H	W	7	6	
3/28/06	A (10 inn)	W	6	5	
2/22/22	H	W	9	3	
2/21/23	H	5/—	L	4	7
2/27/24	H	4/—	W	13	2

LE MOYNE (4-0)

6/1/07	H	W	7	2	
2/18/11	H	8/—	W	3	1
2/19/11	H	8/—	W	10	2
2/20/11	H	8/—	W	14	0

LONG BEACH STATE (6-2)

1988	N	W	8	5	
6/8/93	N	L	2	6	
5/29/99	H	L	5	7	
5/30/99	H	W	9	5	
5/30/99	H	W	17	7	
3/9/18	H	8/—	W	3	1
3/10/18	H	8/—	W	19	1
3/11/18	H	8/—	W	5	1

LOUISIANA (15-9)

1974	H	W	3	1	
1974	H	W	6	2	
1974	H	L	0	2	
1974	H	L	6	7	
1984	H	L	2	8	
1984	H	L	1	4	
1984	H	L	2	6	
3/1/86	H	W	16	2	
3/2/86	H	W	3	2	
3/2/86	H	W	11	6	
3/15/87	A	W	15	5	
3/15/87	A	W	7	6	
3/16/87	A	L	3	10	
3/18/89	N	W	14	3	
5/24/91	N	W	16	4	
5/27/91	N	L	10	13	
2/9/02	N	W	3	2	
2/15/03	N	W	11	1	
3/11/06	N	L	1	7	
6/2/07	H	L	4	5	
6/4/07	H	W	4	1	
6/4/07	H	W	5	2	
6/4/22	H	5/—	W	9	6
6/2/24	H	3/22	W	9	4

LOUISIANA TECH (26-9)

1973	H	W	2	1
1974	H	W	7	1
1974	H	W	14	2
1974	H	W	10	9
1974	H	W	14	0
1976	H	W	3	0
1976	H	W	9	8
1982	H	W	9	7
1982	H	W	10	2
1984	A	W	11	1
1984	A	W	6	0
3/2/85	H	W	5	2
3/2/85	H	W	13	5
3/8/86	A	L	2	3
3/8/86	A	W	8	3
3/9/86	A (10 inn)	W	6	3
3/2/87	H	L	1	5

ALL-TIME SERIES HISTORY

SERIES HISTORY

3/2/87	H		W	14	0
2/26/88	A		W	9	5
2/27/88	A		L	3	5
2/27/88	A		W	7	3
2/25/89	H		W	11	4
2/25/89	H		W	12	9
2/26/89	H		W	14	2
2/23/90	A		L	3	11
2/24/90	A		L	2	5
2/24/90	A		W	2	1
3/1/91	H		L	6	7
3/2/91	H		L	7	11
3/2/91	H		W	5	1
3/2/08	H		W	7	4
3/7/14	H	25/—	W	5	3
3/8/14	H	25/—	W	6	5
3/9/14	H	25/—	L	1	5
3/2/18	N	11/—	L	2	4

LOUISVILLE (2-2)

6/18/17	N	—/6	L	4	8
6/10/22	H	5/9	W	5	4
6/11/22	H	5/9	W	4	3
3/3/23	N	15/14	L	5	14

LSU (32-29-1)

1910	-		W	2	0
1910	-		W	6	1
1913	-		W	6	5
1913	-		L	2	3
1916	-		W	1	0
1916	-		W	6	3
1917	-		T	3	3
1917	-		W	6	3
1977	A		W	15	0
1977	A		W	2	1
1977	A		W	2	0
1977	A		L	2	4
1978	A		W	4	3
1978	A		W	5	4
1978	A		W	6	2
5/28/89	H		L	5	13
5/28/89	H (11 inn)		L	4	5
3/2/90	H		W	4	2
3/3/90	H		W	5	2
3/3/90	H		L	2	5
2/22/91	A		W	3	1
2/23/91	A		L	8	13
2/23/91	A		L	0	5
5/27/91	A		L	1	7
6/6/93	N		L	8	13
2/19/95	N		L	6	7
6/12/04	A		L	8	11
6/13/04	A		L	0	4
5/9/13	H	—/3	W	2	1
5/10/13	H	—/3	L	4	7
5/11/13	H	—/3	L	1	2
5/2/14	H (10 inn)	—/5	L	4	5
5/3/14	H	—/5	W	3	2
5/4/14	H	—/5	W	4	3
4/23/15	A	2/1	L	3	4
4/24/15	A	2/1	L	6	9
4/25/15	A	2/1	W	6	2
3/24/16	H	2/13	W	6	1
3/25/16	H	2/13	L	2	3
3/26/16	H	2/13	W	3	1
3/30/17	A	—/6	W	4	0
3/31/17	A	—/6	L	4	7
4/1/17	A	—/6	W	4	3
4/5/18	H	19/20	L	1	4
4/6/18	H	19/20	W	9	2
4/7/18	H	19/20	W	3	1
4/5/19	A	11/12	L	1	2

4/6/19	A	11/12	W	6	4
4/7/19	A	11/12	L	3	9
5/20/21	H		W	2	1
5/21/21	H (13 inn)		L	6	12
5/22/21	H		L	2	8
3/18/22	A	—/8	W	6	4
3/19/22	A	—/8	W	11	7
3/20/22	A	—/8	L	6	7
3/17/23	H	15/1	L	0	9
3/18/23	H	15/1	L	7	12
3/19/23	H	15/1	W	8	6
5/26/23	N	—/5	W	5	4
5/3/24	A	1/—	L	4	6
5/4/24	A	1/—	L	4	6
5/5/24	A	1/—	W	14	4

LUBBOCK CHRISTIAN (15-1)

1978	H		W	3	1
1978	H		W	6	1
1978	H		W	21	1
1978	H		W	11	10
1980	H		W	2	1
1980	H		W	8	2
1982	H		W	11	5
1982	H		L	4	7
2/27/86	H		W	13	4
2/28/86	H		W	3	1
2/28/86	H		W	8	5
2/12/88	H		W	12	0
2/13/88	H		W	10	2
2/13/88	H		W	2	1
4/2/93	H		W	16	0
4/2/93	H		W	18	3

MAINE (9-1)

1983	N		W	8	2
1983	N		W	12	8
3/11/89	H		W	6	5
3/14/89	H		W	16	4
3/6/93	H		L	5	6
3/6/93	H		W	11	2
3/7/93	H		W	6	5
3/2/96	H		W	14	4
3/2/96	H		W	11	3
3/3/96	H		W	15	6

MANKATO STATE (1-0)

1977	H		W	7	1
------	---	--	---	---	---

MARY HARDIN-BAYLOR (8-0)

2/13/91	H		W	6	0
2/18/92	H		W	4	2
2/18/92	H		W	8	1
3/30/93	H		W	8	7
3/30/93	H		W	11	4
3/22/94	H		W	9	6
3/8/95	H		W	20	3
2/13/96	H		W	19	1

McMURRY (1-0)

1947	-		W	21	0
------	---	--	---	----	---

MCNEESE (28-5)

1976	H		W	14	4
1976	H		W	8	2
1977	H		W	3	2

1977	H		W	16	10
1977	H		W	7	2
1977	H		W	7	6
1978	H		L	1	5
1978	H		W	16	2
1978	H		W	13	3
1982	H		L	5	7
1982	H		W	6	0
1982	H		W	4	3
1982	H		W	5	1
1983	H		W	4	3
1983	H		W	8	5
1983	H		W	15	8
1984	H		W	13	2
1984	H		W	15	5
2/21/86	H		L	3	5
2/22/86	H		L	4	5
2/22/86	H		L	2	6
2/21/87	H		W	13	1
2/21/87	H		W	12	1
2/22/87	H		W	6	5
2/16/94	H		W	5	4
2/18/96	H		W	9	3
2/13/07	H		W	5	2
5/15/07	H		W	11	6
2/26/08	H		W	8	3
2/27/08	H		W	8	4
2/16/24	H	7/—	W	15	0
2/17/24	H	7/—	W	6	1
2/18/24	H (7 inn)	7/—	W	10	0

MIAMI (FLA.) (3-8)

1979	A		L	1	3
1979	A		W	4	3
1980	H		L	1	8
1980	H		L	1	4
1983	A		L	1	5
1983	A		L	4	16
5/29/95	A		W	4	0
5/29/95	A		L	2	5
6/5/10	A	20/11	L	1	14
6/6/10	A	18/11	W	11	7
6/7/10	A	18/11	L	3	10

MIAMI (OHIO) (5-0)

1979	N		W	8	2
3/17/92	N		W	3	2
2/14/20	H	21/—	W	17	1
2/15/20	H	21/—	W	9	2
2/16/20	H	21/—	W	6	2

MICHIGAN (5-4)

1977	N		L	4	13
1978	A		L	1	8
1978	A		L	0	3
3/8/96	H		W	7	5
3/10/96	H		W	4	2
3/3/98	H		L	6	8
3/4/98	H		W	12	0
3/20/99	H (11 inn)		W	6	4
3/21/99	H		W	8	2

MICHIGAN STATE (3-0)

3/2/12	H	5/—	W	7	3
3/3/12	H	5/—	W	4	0
3/4/12	H	5/—	W	9	8

ALL-TIME SERIES HISTORY

MIDDLE TENNESSEE (0-1)

5/26/88 N L 1 3

MIDWESTERN STATE (2-0)

1980 H W 10 3
1980 H W 7 6

MINNESOTA (44-21-1)

1925 -	L	3	7
1925 -	W	5	3
1926 -	W	5	1
1950 -	W	13	9
1950 -	L	9	10
1951 -	W	2	0
1951 -	L	0	1
1952 -	W	7	1
1952 -	W	10	9
1953 -	L	0	2
1953 -	L	2	8
1954 -	L	3	4
1954 -	L	2	5
1961 -	W	5	4
1961 -	L	5	10
1962 -	W	9	0
1962 -	L	1	3
1962 -	L	4	5
1963 -	W	8	7
1963 -	W	8	4
1964 -	W	7	2
1964 -	W	3	2
6/8/64 N	L	3	7
1965 -	L	5	11
1966 -	W	5	1
1966 -	T	3	3
1968 -	L	5	7
1968 -	W	3	0
1968 -	W	1	0
1970 -	L	1	3
1970 -	W	7	3
1971 H	W	4	3
1971 H	W	7	4
1971 H	L	0	3
1972 H	W	4	3
1972 H	W	8	0
1973 H	W	10	4
1973 H	W	4	1
1973 H	W	4	3
1973 H	W	3	2
1974 H	W	5	1
1974 H	L	0	2
1975 H	W	5	4
1975 H	W	7	3
1976 H	W	5	2
1977 H	W	8	1
1977 H	W	9	5
1978 H	L	4	5
1982 H	W	3	2
1982 H	W	4	3
1983 H	W	13	10
1983 H	W	11	4
1984 H	W	5	1
1984 H	W	7	0
1984 H	W	1	0
1984 H	W	5	3
3/26/85 H	L	4	10
3/26/85 H	W	6	4
3/27/85 H	L	4	7
3/27/85 H	W	13	2
3/25/86 H	L	4	6
3/25/86 H	W	10	5
3/24/87 H	W	8	1
3/25/87 H	W	4	1

3/1/92 N L 8 9
6/5/16 H 1/- W 8 2

OLE MISS (20-21)

1907 -		W	4	0
2/20/98 H		L	3	17
2/21/98 H		W	6	3
2/22/98 H (10 inn)		W	3	2
5/29/99 H		W	13	7
6/2/12 H	5/-	L	3	6
3/22/13 A	-/6	L	2	8
3/23/13 A	-/6	W	2	1
3/24/13 A	-/6	W	10	6
5/15/14 H	-/16	L	4	8
5/16/14 H	-/16	L	2	4
5/17/14 H	-/16	W	9	6
5/14/15 A	6/-	W	4	0
5/16/15 A (7 inn)	6/-	L	4	7
5/19/16 H	2/6	W	6	1
5/20/16 H	2/6	W	11	5
5/21/16 H	2/6	L	2	3
5/28/16 N	2/10	W	12	8
5/12/17 A	19/-	W	12	5
5/13/17 A	19/-	L	4	6
5/14/17 A	19/-	L	3	6
3/22/18 H	12/5	L	4	5
3/23/18 H	12/5	W	7	6
3/24/18 H	12/5	L	6	7
5/26/18 N	-/4	L	1	2
4/25/19 A (10 inn)	10/18	L	4	5
4/26/19 A	10/18	L	3	13
4/27/19 A	10/18	L	2	3
5/23/19 N	15/21	L	0	1
5/7/21 H	-/11	W	9	8
5/8/21 H	-/11	L	7	12
5/9/21 H	-/11	W	6	5
5/19/22 A	4/20	W	10	5
5/20/22 A	4/20	L	6	14
5/21/22 A	4/20	W	12	5
3/31/23 H		W	8	6
4/1/23 H		L	7	14
4/2/23 H		W	5	4
5/10/24 A	2/-	L	3	4
5/11/24 A	2/-	L	2	10
5/12/24 A	2/-	W	6	0

MISSISSIPPI STATE (26-23)

1907 -		W	1	0
1907 -		W	3	0
1912 -		W	3	1
1912 -		W	12	2
1912 -		W	10	4
3/11/86 H		L	9	17
3/12/86 H		L	9	11
3/17/87 A		L	0	7
3/18/87 A		L	0	6
5/22/87 A		W	7	4
2/28/92 N (11 inn)		W	5	0
5/22/98 H		W	4	3
5/23/98 H		L	9	10
5/24/98 H		L	5	11
4/12/13 H	24/16	L	2	3
4/13/13 H	24/16	L	3	9
4/14/13 H	24/16	L	4	15
5/23/13 N	-/13	L	4	6
4/24/14 A	-/20	L	1	5
4/25/14 A	-/20	W	6	3
4/26/14 A	-/20	W	6	4
4/10/15 H	1/-	W	3	1
4/11/15 H	1/-	L	2	3
4/12/15 H	1/-	W	13	5
4/15/16 A	3/8	W	10	3
4/16/16 A	3/8	W	10	6
4/17/16 A	3/8	W	10	5

5/4/17 H	17/13	W	9	2
5/5/17 H	17/13	L	1	5
5/6/17 H	17/13	L	3	4
4/27/18 A	18/-	W	6	3
4/28/18 A	18/-	L	6	11
4/29/18 A	18/-	W	7	4
5/3/19 H	17/7	L	0	4
5/4/19 H (7 inn)	17/7	W	1	0
5/4/19 H (7 inn)	17/7	L	3	4
4/30/21 A (12 inn)	-/4	L	7	8
5/1/21 A	-/4	L	2	3
5/1/21 A	-/4	L	5	10
5/13/22 H	16/-	W	8	7
5/14/22 H	16/-	W	9	6
5/15/22 H	16/-	W	8	2
5/18/23 A		L	8	10
5/19/23 A		W	6	4
5/20/23 A		W	15	10
3/21/24 H	7/21	W	6	3
3/22/24 H	7/21	L	1	5
3/23/24 H	7/21	W	6	1
5/23/24 N	3/14	L	3	5

MISSOURI (56-38-2)

1966 -		L	3	4
1967 -		L	5	8
1967 -		T	6	6
1967 -		W	8	2
1968 -		W	4	0
1969 -		W	2	0
1969 -		W	6	5
1970 -		W	3	0
1970 -		L	0	3
1970 -		W	9	2
1971 H		W	3	0
1971 H		L	3	11
1971 H		W	10	4
1974 N		W	7	3
1974 N		L	4	5
1976 N		L	3	5
1976 N		W	12	3
1978 N		W	5	1
3/11/88 H		W	11	6
3/12/88 H (10 inn)		W	4	3
3/12/88 H		W	9	0
5/29/88 N		W	6	2
3/16/90 H		W	9	1
3/17/90 H (8 inn)		W	9	6
3/17/90 H		W	3	2
3/7/97 A		W	6	5
3/8/97 A		L	1	4
3/9/97 A		L	4	6
3/6/98 H		W	9	2
3/7/98 H		L	3	6
3/8/98 H		W	4	3
3/26/99 A (10 inn)		W	2	1
3/27/99 A		L	8	12
3/28/99 A		W	6	3
5/12/00 H (10 inn)		L	11	13
5/13/00 H		L	2	6
5/14/00 H		L	5	6
5/10/01 A		W	6	4
5/11/01 A		W	10	4
5/12/01 A		L	5	8
4/26/02 H		L	10	11
4/27/02 H (7 inn)		W	16	5
4/27/02 H (8 inn)		L	2	13
4/25/03 A		W	6	1
4/26/03 A		L	6	7
4/27/03 A		W	9	8
4/23/04 H		W	1	0
4/24/04 H		W	7	1
4/8/05 A		L	1	2
4/9/05 A		L	3	7
4/10/05 A		L	3	8
3/17/06 H		L	1	3
3/18/06 H (12 inn)		L	5	6

ALL-TIME SERIES HISTORY

3/19/06	H		L	0	3
4/14/07	A		W	3	1
4/15/07	A		L	6	7
4/15/07	A		W	5	2
4/25/08	H		W	9	8
4/26/08	H		W	15	0
4/27/08	H (10 inn)		W	3	2
5/24/08	N		W	6	2
3/20/09	A	3/—	L	2	3
3/21/09	A	3/—	L	2	6
3/22/09	A	3/—	W	6	5
5/20/09	N	19/15	L	2	5
3/26/10	H		W	3	1
3/27/10	H		W	5	4
3/28/10	H		L	4	13
5/27/10	N		W	7	2
4/29/11	A	6/—	L	9	10
4/30/11	A	6/—	L	1	9
5/1/11	A	6/—	W	3	2
5/29/11	N	13/—	W	10	9
3/30/12	H	6/—	W	8	6
3/31/12	H	6/—	L	3	4
4/1/12	H	6/—	W	7	6
5/24/12	N	6/—	L	3	5
5/3/13	H		W	2	1
5/4/13	H		W	6	5
5/5/13	H		W	4	1
3/27/15	H	2/—	W	7	4
3/28/15	H	2/—	L	2	3
3/29/15	H	2/—	W	14	6
4/28/17	A	22/—	W	11	1
4/28/17	A	22/—	W	7	1
4/30/17	A	22/—	W	7	2
5/23/17	N	25/—	L	7	12
3/29/19	H	11/—	W	7	3
3/30/19	H	11/—	L	2	3
3/31/19	H (10 inn)	11/—	T	2	2
4/1/21	A		W	16	2
4/2/21	A		L	2	8
4/3/21	A		L	3	7
4/13/23	H		W	13	5
4/14/23	H		W	13	1
4/15/23	H		L	5	13

MISSOURI STATE (0-1)

2/26/06	H		L	2	3
---------	---	--	---	---	---

MONMOUTH (1-0)

5/28/99	H		W	6	0
---------	---	--	---	---	---

NEBRASKA (28-22)

3/29/89	H		W	21	4
4/11/97	H		W	7	5
4/12/97	H		W	5	2
4/13/97	H		W	3	0
4/10/98	A		L	3	4
4/11/98	A		W	13	5
4/11/98	A		W	9	4
4/2/99	H		W	14	4
4/3/99	H		W	16	5
4/3/99	H (10 inn)		W	3	2
5/22/99	N		L	7	8
4/20/00	A (7 inn)		L	2	16
4/21/00	A		L	3	11
4/21/00	A		L	3	10
4/27/01	H		L	4	6
4/28/01	H		W	11	8
4/29/01	H		W	5	4
5/20/01	N		L	4	7
3/15/02	A		L	4	6
3/16/02	A		L	0	3

3/17/02	A (8 inn)		L	0	10
3/14/03	H		L	2	3
3/15/03	H		W	5	1
3/16/03	H		W	6	3
4/30/04	A		L	1	4
5/1/04	A		W	4	2
5/2/04	A		W	7	6
4/15/05	H		L	1	2
4/16/05	H (10 inn)		W	5	4
4/17/05	H		L	4	6
4/13/06	A		L	4	5
4/14/06	A		L	3	4
4/15/06	A		L	0	6
3/30/07	H		L	4	11
3/31/07	H		W	8	5
4/1/07	H		W	8	7
5/23/07	N		L	3	5
5/9/08	A (16 inn)		W	6	3
5/11/08	A		L	8	9
5/11/08	A		L	10	13
4/17/09	H	23/—	W	8	2
4/18/09	H	23/—	W	10	1
4/19/09	H	23/—	W	10	1
4/30/10	A		W	6	1
5/1/10	A		W	10	5
5/2/10	A		L	0	1
5/13/11	H	11/—	W	7	3
5/14/11	H	11/—	W	5	2
5/15/11	H	11/—	W	5	1
3/6/15	N		W	2	1

NEVADA (1-1)

2/17/97	H		L	4	10
2/17/97	H		W	9	5

NEW MEXICO (5-3)

3/11/95	H		L	3	4
3/13/95	H		W	14	3
2/27/04	H		W	2	1
2/28/04	H		W	11	10
2/29/04	H (8 inn)		W	11	1
3/4/07	H		W	6	5
3/17/09	H		L	6	10
3/18/09	H		L	6	9

NEW MEXICO STATE (6-0)

3/6/20	H	24/—	W	8	3
3/7/20	H	24/—	W	7	5
3/8/20	H (7 inn)	24/—	W	16	2
3/5/21	H		W	4	1
3/6/21	H		W	5	0
3/7/21	H		W	7	1

NEW ORLEANS (6-6)

3/13/87	A		L	2	9
3/14/87	A		L	3	5
3/14/87	A		L	6	10
2/19/88	H		W	11	5
2/20/88	H		W	4	2
2/20/88	H		W	6	2
3/14/93	A		W	9	4
3/14/93	A		W	5	3
2/26/94	H		L	1	2
2/26/94	H		W	5	3
2/27/94	H		L	2	5
2/18/95	N		L	12	13

NICHOLLS (5-0)

2/23/96	H		W	18	1
2/24/96	H		W	14	13
2/24/96	H		W	11	5
3/4/08	H		W	5	1
3/5/08	H		W	14	3

NORTH CAROLINA (2-1)

5/30/93	H		W	14	2
5/28/95	N		W	7	0
3/3/13	N	—/1	L	2	14

UNC GREENSBORO (2-0)

2/24/06	H		W	5	1
2/27/06	H		W	5	3

NORTH TEXAS (16-1)

1983	H		W	11	4
1983	H		W	3	1
1983	H		W	8	7
1984	H		W	3	0
1984	H		W	4	1
1984	H		W	5	2
4/2/85	H		W	1	0
4/2/85	H		W	14	12
4/3/85	H		W	12	9
4/1/86	H		W	7	4
4/1/86	H (10 inn)		L	5	7
4/2/86	H		W	12	3
3/31/87	H		W	5	2
3/31/87	H		W	14	1
4/1/87	H		W	9	5
3/29/88	H		W	8	1
3/30/88	H		W	5	4

NORTHEASTERN (3-0)

2/14/14	H	24/—	W	10	2
2/15/14	H	24/—	W	11	2
2/16/14	H	24/—	W	1	0

NORTHERN COLORADO (5-2)

2/17/06	H		W	6	3
2/17/06	H		W	5	0
2/19/06	H		W	2	0
2/22/08	H		W	9	5
2/23/08	H (7 inn)		L	1	3
2/23/08	H		L	2	4
2/24/08	H		W	5	2

NORTHERN IOWA (2-0)

3/9/96	H		W	12	4
3/11/96	H		W	11	6

NORTHERN KENTUCKY (3-0)

3/10/23	H	15/—	W	8	1
3/11/23	H (7 inn)	15/—	W	12	1
3/12/23	H	15/—	W	10	7

ALL-TIME SERIES HISTORY

NORTHWESTERN STATE (11-1)

3/18/89	N		W	12	9
2/10/06	H		W	10	4
2/11/06	H (13 inn)		W	4	3
2/12/06	H		W	2	1
3/23/10	H		L	2	4
2/28/12	H	5/—	W	14	10
2/29/12	H	5/—	W	8	1
2/26/13	H		W	9	5
2/27/13	H		W	2	1
3/8/16	H	3/—	W	7	6
3/6/18	H	11/—	W	6	1
3/7/18	H (11 inn)	11/—	W	7	6

NOTRE DAME (3-2)

1929	-		W	8	4
1969	-		L	2	5
3/5/05	N		W	13	5
3/10/06	N		L	4	5
6/21/22	N	5/6	W	5	1

OHIO STATE (7-9)

1948	-		L	5	6
1948	-		L	6	9
1948	-		W	10	8
1949	-		L	4	12
1949	-		L	6	7
1950	-		W	14	8
1950	-		L	9	10
1950	-		W	11	9
6/14/51	N		W	3	2
1952	-		L	4	8
1952	-		L	7	8
1952	-		L	0	5
3/19/00	H (7 inn)		L	7	8
3/20/00	H (7 inn)		W	2	1
6/3/07	H		W	10	4
2/29/08	H		W	8	5

OKLAHOMA (37-38)

1912	-		L	1	2
1912	-		W	10	2
1914	-		L	2	3
1914	-		L	5	6
1916	-		W	8	3
1942	-		L	4	9
1942	-		W	17	11
1950	-		W	12	5
1975	A		L	4	5
1975	A		L	4	6
1982	H		W	2	0
1982	H		L	3	6
1982	A		W	11	10
3/10/85	N		L	5	12
3/10/85	N		L	0	7
3/21/97	A		W	8	7
3/22/97	A (10 inn)		W	5	4
3/23/97	A (10 inn)		L	11	12
5/15/97	N		W	11	3
3/20/98	H		W	7	3
3/21/98	H		W	8	5
3/22/98	H		L	4	5
5/15/98	N		L	4	10
5/14/99	A		W	9	3
5/15/99	A		L	12	13
5/16/99	A		W	9	5
5/19/99	N		L	5	10
5/21/99	N		W	10	3
4/7/00	H (11 inn)		L	1	3
4/8/00	H		L	2	5
4/9/00	H		L	1	5

3/9/01	A		W	11	9
3/10/01	A		L	7	10
3/11/01	A		W	3	2
5/1/01	N		W	10	1
3/22/02	H		W	5	4
3/23/02	H		L	8	9
3/24/02	H		W	11	2
5/23/02	N		L	1	9
4/4/03	A		L	1	3
4/5/03	A (10 inn)		W	6	5
4/6/03	A		W	12	3
5/21/03	N		W	11	2
4/16/04	H		W	8	1
4/17/04	H		L	7	8
4/18/04	H		L	5	9
3/24/05	A (10 inn)		W	7	5
3/25/05	A		L	0	2
3/25/05	A		L	2	3
4/7/06	H		W	3	1
4/8/06	H (11 inn)		L	0	1
4/9/06	H		L	3	6
3/23/07	A		W	7	3
3/24/07	A		L	3	9
3/25/07	A (11 inn)		L	7	8
4/11/08	H		W	8	7
4/12/08	H		W	10	3
4/13/08	H		W	12	2
5/21/08	N		L	1	4
5/15/09	A	15/13	L	5	6
5/16/09	A	15/13	L	0	9
5/17/09	A	15/13	L	5	6
5/22/09	N	19/8	W	17	15
4/23/10	H	—/17	W	6	2
4/24/10	H (13 inn)	—/17	L	5	6
4/25/10	H	—/17	L	2	10
3/18/11	A	11/2	L	0	1
3/19/11	A	11/2	W	11	1
3/20/11	A	11/2	W	5	2
4/5/12	H (12 inn)	4/22	W	4	3
4/6/12	H	4/22	W	5	2
4/7/12	H	4/22	W	5	3
2/27/21	N		W	8	1
6/17/22	N	5/12	L	8	13
6/22/22	N	5/12	L	1	5

OKLAHOMA CITY (21-7)

1976	H		W	2	0
1977	H		L	5	7
1977	H		L	2	3
1977	H		W	5	4
1977	H		W	12	9
1979	H		L	4	5
1979	H		W	5	0
1979	H		W	2	1
1979	H		L	3	7
1980	H		W	2	1
1980	H		W	19	4
1980	H		W	1	0
1980	H		W	6	3
1981	H		W	8	1
1981	H		W	9	8
1981	H		W	7	6
1981	H		W	7	0
1982	H		W	2	0
1982	H		W	6	1
1982	H		L	5	6
1982	H		L	0	2
1984	H		W	3	2
1984	H		W	7	1
1984	H		W	9	8
1984	N		L	1	2
2/26/85	H		W	15	0
2/26/85	H		W	7	4
2/27/85	H		W	7	6

OKLAHOMA STATE (33-35)

1916	-		W	11	6
1916	-		L	8	9
1925	-		L	5	7
1925	-		W	12	0
1968	-		W	4	0
1968	-		W	3	2
1979	N		L	1	2
1979	N		L	1	2
1984	A		L	0	5
4/17/87	A		L	11	14
5/23/87	N		W	4	1
5/24/87	N		L	4	7
5/25/87	N		L	9	11
3/28/88	H (10 inn)		L	4	5
3/19/89	N		L	3	5
3/14/97	H		W	8	4
3/15/97	H		L	3	9
3/16/97	H		L	7	11
5/16/97	N		L	10	16
3/13/98	A		W	8	0
3/14/98	A		L	6	9
3/14/98	A		L	2	9
5/14/98	N		W	4	3
2/26/99	H		W	5	3
2/27/99	H		W	7	4
2/28/99	H		W	4	3
5/20/99	N		W	4	2
4/14/00	A		L	3	14
4/15/00	A		L	2	6
4/16/00	A		L	3	5
4/20/01	H		L	3	7
4/21/01	H		W	9	6
4/22/01	H		L	4	9
5/10/02	A		W	11	2
5/11/02	A		W	4	1
5/12/02	A		L	2	7
4/18/03	H		W	7	5
4/19/03	H (10 inn)		L	9	10
4/20/03	H		W	4	2
4/2/04	A		L	3	4
4/3/04	A		L	2	7
4/4/04	A		W	9	7
5/26/04	N		L	5	6
4/29/05	H		W	3	2
4/30/05	H		L	0	8
5/1/05	H		W	3	1
3/31/06	A		L	9	10
4/1/06	A		L	3	4
4/2/06	A		L	11	12
4/7/07	H		W	4	2
4/21/07	H		L	4	6
4/22/07	H		L	11	12
3/21/08	A		W	9	5
3/22/08	A		L	2	3
3/23/08	A		L	4	6
4/24/09	H	16/25	L	1	4
4/25/09	H	16/25	W	7	4
4/26/09	H	16/25	W	6	4
5/14/10	A		W	7	0
5/15/10	A (10 inn)		W	5	3
5/16/10	A		W	6	1
4/22/11	H	6/15	W	11	2
4/23/11	H	6/15	W	5	1
4/24/11	H	6/15	W	8	1
5/17/12	A (13 inn)	6/22	W	5	2
5/18/12	A	6/22	W	8	7
5/19/12	A	6/22	W	5	4
3/1/20	N	21/17	L	5	8

OLD DOMINION (1-1)

3/9/96	H		W	5	3
3/10/96	H		L	3	6

ALL-TIME SERIES HISTORY

ORAL ROBERTS (6-3)

1977	A		L	8	9
1977	A		W	2	0
1978	H		W	3	2
1978	H		L	0	7
1978	H		W	14	4
3/17/92	N		L	0	9
2/14/98	N		W	17	3
5/30/03	H		W	6	3
6/3/22	H	5/—	W	8	2

OREGON STATE (4-5)

3/15/88	N		W	16	11
2/5/00	N (7 inn)		W	9	4
3/18/00	H (7 inn)		W	3	0
3/20/00	H (7 inn)		L	1	6
3/2/07	H		W	5	2
3/5/07	H (8 inn)		L	5	6
5/29/09	N	18/25	L	8	9
5/31/09	N	18/25	L	5	13
6/2/13	N	—/3	L	1	6

PENN (1-2)

2/25/22	H		L	1	2
2/27/22	H		W	5	0
2/27/22	H		L	5	8

PENN STATE (10-1)

3/11/94	H (10 inn)		W	8	7
3/14/94	H		L	1	6
3/11/97	H		W	18	1
3/4/01	H (7 inn)		W	7	2
3/5/01	H (7 inn)		W	13	2
3/6/01	H		W	2	1
3/9/10	H		W	17	3
3/10/10	H		W	7	0
2/20/15	H	23/—	W	9	3
2/21/15	H	23/—	W	15	2
2/22/15	H	23/—	W	5	2

PEPPERDINE (9-5)

2/23/02	H (7 inn)		W	6	2
2/25/02	H (7 inn)		L	0	2
3/23/12	A	8/—	W	4	0
3/24/12	A	8/—	W	9	2
3/24/12	A	8/—	W	12	5
2/22/13	H	24/—	L	3	5
2/23/13	H	24/—	W	3	1
2/24/13	H	24/—	L	1	2
2/26/16	A	4/—	L	5	7
2/27/16	A	4/—	W	6	0
2/28/16	A	4/—	W	4	0
2/24/17	H	20/—	W	3	0
2/25/17	H	20/—	L	1	2
2/26/17	H	20/—	W	10	6

PORTLAND (1-2)

2/24/23	H	5/—	L	3	10
2/25/23	H	5/—	L	1	4
2/26/23	H	5/—	W	5	4

PRAIRIE VIEW A&M (15-0)

4/22/09	H	16/—	W	21	4
4/27/10	H		W	7	5

2/22/11	H	6/—	W	11	1
3/6/12	H	5/—	W	10	1
3/5/13	H		W	8	2
4/8/14	H		W	8	2
3/17/15	H	4/—	W	11	2
2/24/16	H	4/—	W	11	0
2/28/17	H	20/—	W	9	2
5/1/18	H	18/—	W	18	1
2/20/18	H		W	9	1
2/19/20	H (7 inn)	21/—	W	30	2
3/10/21	H (7 inn)		W	22	2
4/19/23	H (7 inn)		W	13	3
3/20/24	H	7/—	W	11	9

PURDUE (1-0)

5/21/87	N		W	13	3
---------	---	--	---	----	---

RHODE ISLAND (6-0)

2/16/18	H	11/—	W	4	1
2/17/18	H	11/—	W	4	3
2/18/18	H	11/—	W	10	2
3/8/24	H	4/—	W	11	0
3/9/24	H	4/—	W	6	0
3/10/24	H (10 inn)	4/—	W	12	11

RICE (190-97-2)

1914	-		T	11	11
1914	-		L	5	8
1915	-		L	2	3
1915	-		W	11	4
1916	-		W	10	0
1916	-		W	14	1
1916	-		W	5	4
1916	-		L	0	6
1917	-		L	7	8
1917	-		T	7	7
1920	-		W	9	3
1920	-		W	3	0
1920	-		W	4	1
1920	-		W	9	5
1921	-		W	10	5
1921	-		L	4	5
1921	-		W	5	1
1921	-		W	9	2
1922	-		L	4	12
1922	-		L	9	11
1923	-		W	12	4
1923	-		W	3	2
1923	-		L	4	5
1923	-		L	6	7
1924	-		W	11	2
1924	-		W	25	9
1924	-		W	13	3
1924	-		L	7	9
1925	-		L	5	6
1925	-		W	5	4
1926	-		W	8	2
1926	-		W	4	0
1927	-		W	6	5
1927	-		W	3	1
1927	-		L	2	3
1927	-		W	7	3
1928	-		W	12	1
1928	-		W	12	1
1928	-		W	9	5
1928	-		W	4	1
1929	-		W	8	2
1929	-		W	14	9
1929	-		L	1	2
1929	-		W	10	1

1930	-		W	7	0
1930	-		L	0	3
1930	-		W	6	0
1930	-		W	10	4
1931	-		W	9	2
1931	-		W	14	11
1932	-		L	3	4
1932	-		W	4	2
1932	-		L	1	3
1932	-		L	6	9
1936	-		W	21	2
1936	-		W	18	3
1936	-		W	6	4
1937	-		W	7	3
1937	-		W	12	2
1937	-		W	17	7
1938	-		W	3	2
1938	-		W	12	3
1938	-		W	7	6
1939	-		W	6	1
1939	-		L	3	4
1939	-		W	12	5
1940	-		W	10	5
1940	-		W	5	3
1940	-		L	2	3
1941	-		W	10	0
1941	-		L	3	6
1941	-		W	9	5
1942	-		W	11	0
1942	-		W	6	2
1942	-		W	26	0
1943	-		W	8	5
1943	-		W	7	2
1943	-		W	12	1
1943	-		W	4	2
1944	-		W	13	8
1944	-		L	3	4
1944	-		W	9	4
1944	-		L	6	9
1945	-		L	3	10
1945	-		L	2	11
1945	-		L	3	6
1946	-		W	11	10
1946	-		L	5	6
1946	-		W	8	2
1947	-		W	25	1
1947	-		W	10	4
1947	-		L	4	8
1948	-		W	8	0
1948	-		W	8	7
1948	-		W	4	1
1948	-		W	9	4
1949	-		W	7	0
1949	-		W	2	1
1950	-		W	12	9
1950	-		W	14	0
1950	-		W	12	2
1951	-		W	7	2
1951	-		W	13	2
1951	-		W	16	9
1952	-		L	2	9
1952	-		W	11	7
1952	-		L	1	5
1953	-		W	7	6
1953	-		L	2	3
1953	-		W	4	1
1953	-		L	1	6
1953	-		W	9	5
1954	-		W	8	3
1954	-		W	3	2
1954	-		W	4	2
1955	-		W	7	5
1955	-		W	11	4
1955	-		W	5	2
1956	-		L	1	2
1956	-		W	4	2
1956	-		L	4	7
1957	-		L	0	1
1957	-		W	6	5

ALL-TIME SERIES HISTORY

1957 -	L	2	3
1958 -	L	1	7
1958 -	L	5	8
1959 -	L	3	4
1959 -	W	8	7
1959 -	W	2	1
1960 -	L	0	7
1960 -	L	3	4
1960 -	L	2	6
1960 -	L	2	7
1961 -	W	6	3
1961 -	L	4	12
1961 -	L	4	8
1961 -	L	3	5
1962 -	W	5	2
1962 -	W	8	6
1962 -	W	9	1
1963 -	W	5	3
1963 -	W	4	1
1963 -	W	8	2
1964 -	W	9	5
1964 -	W	2	0
1964 -	W	11	4
1965 -	L	2	4
1965 -	W	8	2
1965 -	W	6	3
1966 -	W	10	0
1966 -	W	2	0
1966 -	W	12	4
1967 -	L	1	5
1967 -	W	4	3
1967 -	W	8	6
1968 -	L	3	10
1968 -	W	10	5
1968 -	W	6	2
1969 -	W	3	1
1969 -	L	1	3
1969 -	L	0	3
1970 -	W	4	0
1970 -	W	3	2
1970 -	W	4	2
1971 A	W	4	3
1971 A	W	8	3
1971 A	W	6	2
1972 H	W	2	0
1972 H	L	1	6
1972 H	W	8	6
1974 H	W	4	3
1974 H	L	4	6
1974 H	W	7	4
1975 A	W	9	5
1975 A	L	9	10
1975 A	W	10	7
1976 H	W	7	6
1976 H	L	1	2
1976 H	W	9	2
1977 A	W	4	3
1978 H	W	8	3
1978 H	W	4	0
1978 H	W	5	0
1979 A	L	0	2
1979 A	W	18	5
1979 A	W	11	8
1980 H	W	2	1
1980 H	W	17	7
1980 H	W	9	5
1981 A	L	3	4
1981 A	W	3	1
1981 A	W	7	2
1982 H	W	8	3
1982 H	L	5	10
1982 H	W	7	5
1983 A	L	3	5
1983 A	L	2	4
1983 A	W	8	6
1984 H	L	8	12

1984 H	W	6	2	
1984 H	L	5	6	
1984 N	W	6	2	
1984 N	W	6	5	
4/19/85 A	L	1	2	
4/21/85 A	W	3	0	
4/21/85 A	W	15	6	
4/18/86 H	W	3	2	
4/19/86 H	W	5	1	
4/19/86 H	W	5	4	
4/10/87 A	W	6	5	
4/11/87 A	W	10	2	
4/11/87 A	W	16	7	
4/15/88 H	W	10	2	
4/16/88 H	W	5	0	
4/16/88 H	W	17	1	
4/7/89 A	W	9	2	
4/8/89 A	W	4	1	
4/8/89 A	W	6	3	
4/7/90 H	W	10	0	
4/7/90 H	W	13	5	
4/8/90 H	W	10	7	
4/13/91 A	W	4	3	
4/13/91 A	W	8	2	
4/15/91 A	W	7	3	
2/7/92 A	L	1	3	
2/8/92 A	W	12	3	
2/8/92 A	L	2	3	
5/1/92 H	W	8	7	
5/2/92 H	W	4	0	
5/2/92 H	W	6	4	
4/23/93 H	W	7	6	
4/24/93 H	W	12	9	
4/24/93 H	W	16	10	
3/25/94 A	L	0	10	
3/26/94 A	L	0	3	
3/26/94 A	L	3	4	
3/19/95 N	L	5	21	
3/24/95 H	W	8	4	
3/25/95 H	L	3	4	
3/25/95 H	L	7	13	
5/18/95 H	W	8	6	
3/17/96 N	L	2	6	
4/19/96 A	L	0	5	
4/20/96 A	L	4	8	
4/20/96 A	L	3	6	
5/15/96 N	L	7	9	
3/4/97 A	W	2	1	
4/14/98 H	W	10	9	
3/30/99 A	L	6	7	
4/18/00 H	L	5	7	
4/3/01 A	L	1	5	
2/8/02 N	W	5	2	
4/23/02 H	L	4	7	
2/14/03 N	L	5	10	
4/8/03 A	L	0	8	
3/23/04 H	L	10	15	
6/6/04 A	L	1	3	
6/6/04 A	W	7	5	
2/12/05 N	L	1	3	
4/12/05 A	L	3	5	
4/4/06 H	L	6	11	
2/11/07 N	W	4	2	
3/20/07 A (11 inn)	W	10	9	
6/8/07 A (10 inn)	L	2	3	
6/9/07 A	L	2	5	
4/15/08 H	L	2	11	
6/7/08 A	L	7	9	
6/8/08 A	L	5	6	
2/28/09 N	L	0	2	
4/14/09 A	1 / 9	W	7	3
4/20/10 H	23/1	W	7	1
3/5/11 A	-/23	W	7	1
4/12/11 A	9/17	L	0	1
4/17/12 H	5/22	L	0	2
3/2/13 N	2/7	L	4	5
	-/13	W	8	3

4/22/14 A	-/11	W	6	5
6/1/14 A (10 inn)	-/12	W	9	8
4/7/15 H	1/13	W	4	3
4/5/16 A	5/25	L	3	4
3/21/17 H	23/-	W	8	5
3/20/18 A	12/-	W	13	4
3/19/19 H	18/-	W	8	3
3/10/20 A	24/-	W	6	2
3/23/21 H		L	1	2
3/22/22 A		W	15	8
3/4/23 N (7 inn)	15/-	W	13	1
3/8/23 A	15/-	W	6	1
3/21/23 H	21/-	W	8	7
5/7/24 H	2/-	W	16	3

RUTGERS (2-1)

3/7/08 H		L	8	10
3/8/08 H		W	2	1
3/9/08 H		W	12	3

SACRAMENTO STATE (2-1)

2/21/14 H	-/21	L	0	1
2/22/14 H	-/21	W	7	5
2/23/14 H	-/21	W	5	0

SAINT LOUIS (1-0)

3/3/07 H		W	14	3
----------	--	---	----	---

SAMFORD (3-0)

3/12/21 H		W	10	1
3/13/21 H		W	21	4
3/13/21 H		W	5	2

SAM HOUSTON (91-43-2)

1950 -	L	3	6
1950 -	W	4	3
1951 -	W	16	8
1951 -	W	13	3
1953 -	L	1	6
1953 -	L	3	4
1954 -	W	5	0
1954 -	W	14	8
1955 -	L	3	9
1955 -	W	3	1
1956 -	W	6	3
1956 -	W	4	1
1958 -	L	2	3
1958 -	W	6	2
1959 -	L	2	4
1959 -	L	5	9
1960 -	L	10	11
1960 -	L	6	7
1961 -	L	5	7
1961 -	W	7	5
1962 -	W	6	2
1962 -	W	4	1
1969 -	W	9	8
1969 -	L	1	14
1970 -	L	1	2
1970 -	L	3	6
1970 -	W	5	3
1971 A	L	2	3
1971 A	W	3	2
1971 H	W	3	2
1971 H	W	8	7
1972 A	L	2	3
1972 A	L	0	3
1972 H	L	0	1
1972 H	W	3	2
1973 A	W	6	5

SERIES HISTORY

ALL-TIME SERIES HISTORY

1973	A	L	2	11
1975	H	W	3	1
1975	H	W	8	0
1976	H	W	9	3
1976	H	W	3	2
1976	A	W	6	2
1976	A	W	9	8
1978	H	L	1	2
1978	H	W	6	1
1979	A	W	4	1
1979	A	W	5	1
1980	H	L	1	2
1980	H	W	9	0
1981	A	W	14	9
1981	A	L	7	9
1981	H	W	7	6
1981	H	W	4	3
1984	H	L	9	10
3/19/85	H (11 inn)	W	6	5
3/4/86	H	W	1	0
3/4/86	H	W	4	0
4/15/86	A (10 inn)	W	6	4
5/11/86	H	W	4	3
5/11/86	H	W	6	4
2/23/87	A (10 inn)	T	14	14
4/7/87	H	L	3	4
2/22/88	A	W	12	2
4/5/88	H	L	5	7
2/21/89	H	W	9	1
4/4/89	H	W	9	3
4/5/89	A	W	9	6
5/12/89	H	W	7	0
5/13/89	H (5 inn)	W	3	0
2/13/90	A	W	4	2
3/7/90	A	L	3	4
4/3/90	H	W	5	2
2/26/91	H	W	4	2
3/6/91	H	L	4	7
4/16/91	H	L	12	15
2/26/92	H	W	9	2
3/24/92	H	W	12	0
4/22/92	H	W	3	0
2/23/93	A	W	7	0
3/23/93	H	W	11	7
4/13/93	H	L	6	7
4/13/93	H	W	5	4
3/2/94	A	L	2	8
4/5/94	H	W	2	0
4/26/94	H	L	7	8
2/28/95	A	W	11	9
4/6/95	H	W	12	4
4/25/95	H	W	7	4
2/27/96	A	L	8	9
4/2/96	H	W	17	6
4/16/96	H	W	9	2
4/1/97	H	W	13	8
4/2/97	A	W	5	1
4/22/97	H	W	8	2
2/24/98	A	L	7	10
4/7/98	H	L	4	5
4/28/98	H	W	13	5
2/23/99	A	W	7	3
4/6/99	H	W	15	4
4/27/99	H	W	14	10
2/22/00	A	L	1	2
3/28/00	H	W	6	1
4/25/00	H	W	6	5
2/20/01	A	L	1	2
3/20/01	H	W	3	2
4/17/01	H	L	3	4
2/20/02	A	W	18	5
3/19/02	H	W	5	2
4/16/02	H	W	9	2
2/18/03	A	W	8	0
4/1/03	H	W	15	8
4/22/03	H	W	9	3

2/17/04	A	W	15	1	
3/17/04	H	W	15	4	
4/6/04	H	W	8	3	
2/15/05	A	W	2	1	
4/5/05	H (8 inn)	T	6	6	
2/14/06	A	W	7	4	
5/2/06	H	W	12	9	
5/6/08	A	W	13	9	
5/5/09	H	14/-	W	8	2
5/4/10	A	W	3	1	
4/26/11	H	6/-	L	5	8
5/1/12	A	9/21	W	10	0
4/9/13	H	24/-	W	4	1
4/16/13	A		L	8	9
3/25/14	H	-/22	L	1	8
5/13/14	H		W	3	1
3/31/15	H	6/-	W	19	4
5/17/16	H	2/-	L	0	5
5/16/17	H		L	2	8
5/15/18	H		W	6	5
4/30/19	A (7 inn)	17/-	W	15	5
4/6/21	A		L	6	8
4/25/23	H		L	2	9
3/12/24	H	3/-	W	9	8

SAN DIEGO (0-1)

2/27/05	H (7 inn)	L	0	3
---------	-----------	---	---	---

SAN DIEGO STATE (3-0)

5/11/12	H	7/-	W	4	1
5/12/12	H	7/-	W	1	0
5/13/12	H	7/-	W	4	2

SANTA CLARA (5-1)

3/12/04	H	W	12	2
3/13/04	H	W	4	3
3/14/04	H	W	5	4
3/12/22	H	W	10	2
3/12/22	H	L	5	16
3/13/22	H	W	5	2

SEATTLE U (3-0)

2/17/23	H	5/-	W	8	2
2/18/23	H	5/-	W	6	3
2/19/23	H (8 inn)	5/-	W	14	2

SETON HALL (4-1)

6/10/64	N	L	5	14	
2/19/10	H	W	11	2	
2/20/10	H	W	13	6	
2/20/10	H	W	6	3	
6/4/11	H	6/-	W	6	3

ST. EDWARD'S (11-5)

1904	-	L	1	3
1905	-	W	2	1
1905	-	W	5	2
1905	-	L	1	3
1909	-	W	4	2
1909	-	L	2	4
1909	-	L	3	4
1910	-	W	5	1
1910	-	L	3	7
1911	-	W	2	0
1964	-	W	9	2
1966	-	W	11	5
1967	-	W	18	5

1970	-	W	8	0
1971	H	W	12	6
1971	H	W	9	0

ST. JOHN'S (2-0)

3/10/90	H	W	2	0
3/13/90	H	W	9	0

ST. MARY'S_{TX} (52-10)

1959	-	L	1	5
1960	-	L	3	4
1961	-	W	10	2
1962	-	W	6	5
1962	-	W	4	3
1963	-	L	4	5
1964	-	L	0	2
1964	-	W	9	1
1965	-	W	10	8
1966	-	W	11	1
1966	-	W	4	3
1967	-	W	8	2
1967	-	W	5	4
1969	-	W	3	1
1970	-	W	5	2
1970	-	W	5	0
1971	H	W	2	1
1971	H	W	12	5
1971	A	W	3	2
1971	A	W	2	0
1972	H	W	2	0
1972	H	W	5	2
1972	N	W	4	3
1972	N	W	3	2
1974	H	W	3	1
1974	H	W	19	5
1974	A	L	2	3
1974	A	W	8	2
1975	H	W	7	1
1975	H	W	7	2
1975	A	W	10	5
1975	A	W	5	1
1976	H	W	14	7
1976	H	W	7	2
1976	A	W	4	1
1976	H	L	0	2
1977	H	W	2	1
1977	H	L	1	2
1977	H	W	10	5
1977	H	L	3	4
1978	H	L	1	2
1978	H	W	15	1
1978	A	W	4	2
1978	A	W	5	2
1979	A	W	3	0
1979	A	W	6	3
1980	H	W	8	2
1980	H	W	8	1
1981	H	W	12	2
1981	H	W	5	4
1981	A	L	1	3
1981	A	W	14	4
1982	H	W	11	0
1982	H	W	9	3
1983	A	W	9	0
1983	A	W	8	7
1984	H	W	9	1
1984	H	W	7	0
3/9/85	A	W	3	0
3/9/85	A	W	2	1
2/19/86	H	W	3	2
2/19/86	H	W	9	4

ALL-TIME SERIES HISTORY

ST. OLAF (1-0)

3/29/94 H W 3 0

SIMMONS COLLEGE (2-0)

1921 - W 10 0
1921 - W 7 0

SOUTH ALABAMA (8-0)

1981 H W 9 3
1981 H W 10 4
5/27/89 H W 17 6
5/26/91 N W 12 0
2/20/04 H W 13 3
2/21/04 H W 8 0
2/22/04 H W 4 3
2/19/05 A W 4 3

SOUTH CAROLINA (12-12)

6/19/11 N L 4 5
3/28/13 A -/13 L 2 3
3/29/13 A -/13 L 4 6
3/30/13 A -/13 L 3 6
5/8/15 H 2/- L 7 9
5/9/15 H 2/- W 15 14
5/10/15 H 2/- L 7 8
5/13/16 A 2/8 W 3 0
5/14/16 A 2/8 W 5 2
5/15/16 A 2/8 L 7 10
5/26/16 N 2/9 W 4 1
5/17/18 H W 6 3
5/18/18 H L 3 5
5/19/18 H L 1 10
4/18/19 A 9/- W 8 2
4/20/19 A (7 inn) 9/- L 2 3
4/20/19 A (7 inn) 9/- W 6 3
5/6/22 H 21/- W 16 4
5/7/22 H 21/- W 13 12
5/8/22 H 21/- L 4 9
5/25/23 N W 5 0
4/5/24 A 3/22 W 9 2
4/6/24 A 3/22 W 6 3
4/7/24 A 3/22 L 5 6

SOUTH FLORIDA (1-1)

5/22/86 N W 10 2
5/24/86 N L 7 10

SOUTHEASTERN LOUISIANA (2-0)

3/15/93 A W 5 1
2/15/94 H W 10 2

SOUTHWESTERN (48-25-1)

1904 - L 4 6
1904 - W 3 1
1905 - W 6 4
1905 - W 1 0
1906 - W 8 2
1906 - W 9 0
1907 - W 11 0
1907 - L 1 3
1908 - W 2 0
1908 - W 10 4
1908 - L 1 4
1908 - W 8 5
1909 - L 3 7
1909 - L 2 5
1910 - T 4 4
1910 - W 2 01911 - L 2 4
1911 - L 0 2
1912 - W 10 6
1912 - L 0 5
1915 - W 6 2
1915 - W 2 1
1915 - W 6 5
1916 - L 5 7
1916 - L 4 5
1916 - W 2 1
1918 - W 2 1
1918 - W 4 3
1918 - L 0 1
1918 - W 5 0
1919 - W 2 1
1919 - L 2 3
1919 - W 5 2
1919 - W 8 2
1920 - L 4 5
1921 - W 3 2
1921 - W 7 4
1922 - W 6 5
1922 - W 2 0
1923 - L 2 5
1923 - L 7 8
1924 - L 1 4
1924 - L 3 4
1925 - W 3 2
1925 - L 4 5
1927 - W 4 3
1927 - W 9 4
1928 - W 5 1
1944 - L 4 6
1944 - W 13 11
1944 - L 5 10
1944 - W 4 2
1945 - L 3 4
1945 - W 9 2
1946 - W 15 9
1946 - W 23 10
1946 - W 13 0
1946 - W 19 2
1970 - W 16 1
1970 - W 5 3
1980 H W 12 8
1981 H W 7 6
1982 H W 5 3
1982 H L 11 12
1983 H L 3 4
1983 H W 12 0
1984 H W 8 5
1984 H L 1 2
4/15/85 H W 4 3
4/15/85 H W 8 2
3/20/90 H W 5 1
3/20/90 H W 8 5
4/2/91 H L 1 6
4/2/91 H W 11 1

SPRINGFIELD COLLEGE (0-1)

6/13/51 N L 1 5

STANFORD (1-3)

5/23/97 A L 1 3
6/3/23 A -/6 W 8 5
6/4/23 A -/6 L 5 13
6/5/23 A -/6 L 1 7

STEPHEN F. AUSTIN (28-1)

1949 - W 5 2
4/12/88 H W 7 1
4/12/88 H W 9 3
4/18/89 H W 7 5
4/18/89 H W 6 5
4/10/90 H (11 inn) W 1 04/10/90 H W 9 1
4/9/91 H W 2 0
4/9/91 H W 5 2
4/14/92 H W 2 1
4/14/92 H W 12 0
4/19/94 H W 3 2
2/22/95 H W 21 0
4/25/07 H W 6 0
4/1/08 H W 8 1
4/2/08 H W 5 4
3/3/09 H 4/- W 2 1
3/4/09 H 4/- W 8 3
2/24/10 H L 6 7
3/22/11 H 6/- W 7 5
2/21/12 H 4/- W 4 3
2/19/13 H 24/- W 9 2
2/18/14 H 21/- W 12 3
2/17/15 H 23/- W 6 0
2/23/16 H 4/- W 21 1
2/21/17 H (12 inn.) 20/- W 6 5
2/20/18 H 11/- W 11 4
2/19/19 H W 5 3
2/18/20 H 21/- W 13 4

SUL ROSS (8-5)

1955 - L 6 7
1955 - W 4 1
1962 - L 2 3
1962 - W 1 0
1963 - W 10 1
1963 - L 4 8
1964 - W 5 4
1964 - L 0 3
1965 - W 3 2
1965 - L 1 2
1966 - W 4 3
1966 - W 2 0
1966 - W 5 0

TAMPA (1-0)

3/7/94 H W 7 5

TARLETON (5-0)

2/11/98 H W 9 4
4/19/99 H W 7 2
2/24/21 H (10 inn.) W 8 7
3/9/22 H W 4 1
5/2/23 H W 6 5

TENNESSEE (12-12)

2/11/05 N W 10 1
5/16/13 A W 5 1
5/17/13 A W 8 4
5/18/13 A L 5 7
5/1/15 A W 6 5
5/2/15 A W 6 1
5/3/15 A W 8 7
4/21/17 H W 2 1
4/22/17 H W 3 1
4/23/17 H (14 inn.) L 3 5
4/20/18 A 14/- L 4 7
4/21/18 A 14/- W 8 3
4/22/18 A 14/- L 4 6
4/24/21 H -/5 L 1 6
4/24/21 H -/5 W 6 5
4/25/21 H -/5 L 7 20
3/24/23 A 21/12 L 4 10
3/25/23 A 21/12 L 7 8
3/26/23 A 21/12 L 6 9
5/23/23 N -/13 W 3 0
5/23/24 N 3/1 L 4 7
6/22/24 N 3/1 W 9 5
6/23/24 N 3/1 L 1 4
6/24/24 N 3/1 L 5 6

ALL-TIME SERIES HISTORY

TCU (164-94-4)

1906 -	L	1	3
1906 -	W	4	0
1907 -	W	9	0
1908 -	L	0	5
1908 -	W	2	1
1911 -	L	2	3
1911 -	L	1	2
1911 -	W	3	0
1912 -	W	2	1
1912 -	W	7	3
1912 -	W	9	1
1912 -	W	6	2
1913 -	L	1	4
1913 -	W	2	1
1913 -	W	13	12
1913 -	W	5	4
1913 -	L	5	7
1913 -	L	0	3
1915 -	W	14	0
1915 -	W	4	0
1915 -	W	2	0
1915 -	W	8	6
1917 -	W	17	5
1918 -	W	10	0
1918 -	W	3	2
1919 -	W	5	1
1919 -	L	1	4
1920 -	L	3	6
1920 -	T	2	2
1923 -	W	6	5
1923 -	W	6	5
1923 -	L	2	3
1923 -	W	7	5
1924 -	L	4	9
1924 -	W	12	7
1924 -	W	7	2
1925 -	L	3	4
1925 -	L	7	8
1926 -	W	6	2
1927 -	L	1	5
1927 -	W	5	2
1927 -	W	7	4
1927 -	W	8	5
1928 -	W	10	5
1928 -	W	7	3
1929 -	L	2	5
1929 -	W	9	8
1929 -	W	5	4
1929 -	W	6	0
1930 -	L	4	6
1930 -	W	7	2
1931 -	W	7	1
1931 -	W	16	3
1932 -	L	1	7
1932 -	W	5	2
1933 -	L	4	5
1933 -	L	1	5
1934 -	W	5	4
1934 -	L	11	14
1934 -	L	5	8
1934 -	W	6	4
1935 -	W	9	1
1935 -	L	8	9
1935 -	W	7	2
1936 -	W	19	6
1936 -	L	9	12
1936 -	L	5	11
1937 -	W	12	8
1937 -	W	14	7
1937 -	W	19	4
1938 -	W	12	1
1938 -	W	9	2
1938 -	W	5	2
1939 -	L	1	5
1939 -	W	4	3

1939 -	W	18	8
1940 -	W	8	4
1940 -	W	4	2
1940 -	L	1	4
1941 -	W	14	6
1941 -	W	8	6
1941 -	W	13	1
1942 -	W	12	6
1942 -	W	18	6
1942 -	W	16	2
1945 -	L	1	7
1945 -	L	4	12
1946 -	W	2	0
1946 -	W	18	17
1946 -	L	1	4
1947 -	W	12	5
1947 -	W	11	5
1947 -	W	16	12
1948 -	W	5	0
1948 -	W	8	3
1948 -	W	11	10
1949 -	L	6	10
1949 -	W	2	1
1949 -	W	9	5
1950 -	W	10	7
1950 -	W	7	6
1950 -	W	6	4
1951 -	L	4	5
1951 -	L	6	7
1951 -	W	8	1
1952 -	W	6	5
1952 -	W	7	6
1952 -	L	5	11
1953 -	W	3	1
1953 -	W	4	3
1953 -	W	3	2
1954 -	L	0	12
1954 -	L	2	8
1954 -	W	6	2
1955 -	W	10	9
1955 -	W	9	6
1955 -	W	7	6
1956 -	L	1	5
1956 -	L	0	2
1956 -	L	4	19
1957 -	L	4	6
1957 -	L	5	7
1957 -	W	3	1
1958 -	W	10	1
1958 -	L	6	10
1958 -	L	6	11
1959 -	W	14	7
1959 -	W	5	2
1959 -	W	9	8
1960 -	L	4	5
1960 -	T	9	9
1960 -	L	5	11
1961 -	L	10	11
1961 -	W	18	3
1961 -	L	17	18
1962 -	W	10	5
1962 -	L	4	6
1962 -	W	8	3
1963 -	L	2	4
1963 -	L	1	3
1963 -	L	2	8
1964 -	W	5	1
1965 -	W	7	0
1965 -	W	8	4
1965 -	W	8	4
1966 -	T	3	3
1966 -	L	6	10
1966 -	L	3	5
1966 -	L	0	4
1967 -	L	0	6
1967 -	L	2	3
1967 -	L	2	4

1968 -	W	4	1
1968 -	W	16	3
1968 -	W	2	0
1969 -	L	6	7
1969 -	W	8	5
1969 -	L	2	10
1970 -	L	0	1
1970 -	L	0	3
1970 -	W	3	2
1971 A	L	3	5
1971 A	L	3	4
1971 A	L	7	8
1972 H	L	3	6
1972 H	L	4	10
1972 H	W	5	3
1973 A	W	1	0
1973 A	L	1	3
1973 A	L	3	4
1974 H	W	4	1
1974 H	W	5	4
1974 H	W	16	8
1975 A	W	10	3
1975 A	W	17	1
1975 A	W	9	1
1976 H	W	13	2
1976 H	W	2	0
1976 H	W	5	4
1977 A	W	5	1
1977 A	W	7	3
1977 A	W	17	4
1978 H	W	4	3
1978 H	W	3	1
1978 H	W	14	3
1979 A	W	8	4
1979 A	W	8	1
1979 A	L	6	8
1980 H	L	8	15
1980 H	W	2	0
1980 H	W	6	5
1981 A	L	0	4
1981 A	L	1	4
1981 A	L	2	4
1982 H	T	7	7
1982 H	L	6	8
1982 H	W	13	5
1983 A	L	2	10
1983 A	W	15	7
1983 A	W	17	8
1984 H	W	5	4
1984 H	W	6	5
1984 H	W	10	1
5/3/85 A	W	12	5
5/4/85 A	L	1	6
5/4/85 A	W	5	0
5/3/86 H	W	2	1
5/4/86 H	W	7	5
5/4/86 H	W	5	3
4/24/87 A	W	9	2
4/25/87 A	W	7	5
4/25/87 A	L	6	7
4/29/88 H	W	10	7
4/30/88 H	W	4	2
4/30/88 H	W	9	1
4/21/89 A	L	2	4
4/22/89 A	W	14	3
4/22/89 A	W	10	5
4/20/90 H	W	10	9
4/21/90 H	L	1	3
4/21/90 H	W	13	2
4/26/91 A	W	9	2
4/27/91 A	W	4	3
4/27/91 A	W	5	2
5/18/91 H	L	2	4
3/27/92 A	L	3	4
3/28/92 A	W	6	3
3/28/92 A	W	9	3
5/16/92 H	W	11	2

SERIES HISTORY

ALL-TIME SERIES HISTORY

5/17/92	H	W	6	2
5/17/92	H (10 inn)	L	5	6
3/20/93	A	W	8	2
3/20/93	A	W	6	0
3/21/93	A	L	2	3
4/29/94	H	L	7	13
4/30/94	H	L	3	6
4/30/94	H	W	8	4
3/17/95	N	W	15	10
5/12/95	A	L	3	6
5/13/95	N	W	20	15
5/14/95	A	W	10	9
3/15/96	N	W	3	2
4/12/96	H	W	13	3
4/13/96	H	W	16	7
4/13/96	H	W	8	7
3/27/07	H	W	13	2
4/29/08	A	W	3	2
4/28/09	H (10 inn)	W	15/15	4 3
4/13/10	A	L	1	6
4/19/11	H	L	6/7	2 4
4/24/12	A	W	9/-	4 1
6/3/12	H	L	8/-	2 10
6/6/15	A	L	6/4	4 13
6/7/15	A (10 inn)	W	6/4	2 1
6/8/15	A (16 inn)	L	6/4	4 5
6/10/16	H	L	1/11	2 8
6/11/16	H	W	1/11	7 1
6/12/16	H	L	1/11	1 4
3/4/17	N (15 inn)	L	20/1	10 11
6/20/17	N	L	-/7	1 4
3/2/19	N	W	-/17	1 0
6/5/22	H	W	5/23	15 9

TEXAS (132-240-5)

1904	-	L	4	8
1905	-	L	4	5
1905	-	L	7	14
1905	-	W	1	0
1906	-	W	2	0
1906	-	W	9	0
1906	-	L	5	6
1906	-	L	1	2
1907	-	L	1	2
1907	-	W	8	1
1908	-	W	7	0
1908	-	L	0	1
1908	-	L	4	5
1908	-	L	0	1
1908	-	L	4	6
1909	-	W	2	0
1909	-	W	5	3
1909	-	L	5	11
1909	-	W	2	0
1911	-	W	13	6
1911	-	T	1	1
1911	-	L	2	4
1915	-	W	4	3
1915	-	W	4	0
1915	-	L	2	3
1915	-	L	2	8
1916	-	L	2	8
1916	-	W	3	0
1916	-	W	2	1
1916	-	L	8	11
1917	-	L	5	9
1917	-	W	4	1
1917	-	L	5	8
1917	-	L	2	5
1918	-	W	1	0
1918	-	L	3	5
1918	-	L	1	2
1918	-	L	6	7
1919	-	L	1	6
1919	-	L	2	10
1919	-	L	0	1

1919	-	L	3	11
1920	-	L	5	14
1920	-	L	0	1
1920	-	L	0	2
1921	-	L	0	2
1921	-	W	20	8
1921	-	L	6	10
1921	-	W	9	3
1922	-	L	7	11
1922	-	L	6	7
1922	-	W	6	5
1922	-	L	6	8
1923	-	W	8	5
1923	-	W	3	2
1923	-	L	6	7
1923	-	W	6	5
1924	-	L	1	3
1924	-	L	1	18
1924	-	L	1	15
1924	-	L	3	4
1925	-	L	1	5
1925	-	L	3	7
1926	-	L	6	7
1926	-	W	9	1
1927	-	L	4	10
1927	-	L	3	5
1927	-	L	1	2
1927	-	W	3	0
1928	-	L	10	12
1928	-	L	2	4
1928	-	L	1	14
1928	-	L	4	5
1929	-	T	2	2
1929	-	W	2	0
1929	-	L	3	7
1929	-	L	1	3
1929	-	L	3	5
1930	-	L	1	2
1930	-	L	8	10
1930	-	L	2	3
1930	-	L	7	11
1931	-	L	0	8
1931	-	W	8	6
1932	-	L	4	11
1932	-	L	5	9
1932	-	W	12	9
1932	-	L	4	11
1933	-	L	7	13
1933	-	W	7	5
1933	-	L	9	10
1933	-	W	7	3
1933	-	L	4	5
1933	-	L	3	5
1934	-	W	7	4
1934	-	W	7	5
1934	-	L	1	6
1934	-	W	5	1
1934	-	L	5	8
1935	-	L	0	1
1935	-	L	6	12
1935	-	W	7	6
1935	-	L	1	10
1936	-	L	3	4
1936	-	W	5	4
1936	-	L	5	6
1937	-	L	2	7
1937	-	W	5	3
1937	-	W	5	4
1938	-	L	13	18
1938	-	W	13	9
1938	-	L	7	12
1939	-	L	6	18
1939	-	L	3	18
1939	-	L	3	7
1939	-	W	7	4
1939	-	L	2	7
1940	-	L	3	9
1940	-	L	6	19
1940	-	L	8	9

1941	-	W	3	2
1941	-	W	7	5
1941	-	L	2	3
1942	-	W	4	1
1942	-	W	8	4
1942	-	W	5	4
1943	-	L	2	4
1943	-	W	12	0
1943	-	W	11	8
1943	-	L	2	8
1944	-	W	12	8
1944	-	L	1	4
1944	-	L	5	6
1945	-	L	0	13
1945	-	L	3	4
1945	-	L	2	15
1946	-	L	1	2
1946	-	L	4	6
1946	-	L	0	7
1947	-	L	8	9
1947	-	L	5	6
1947	-	L	9	11
1948	-	L	4	5
1948	-	L	4	16
1949	-	L	4	14
1949	-	W	6	1
1949	-	L	1	6
1950	-	L	2	12
1950	-	L	0	5
1950	-	L	5	6
1951	-	L	10	14
1951	-	W	4	2
1951	-	W	4	1
1952	-	W	13	8
1952	-	L	0	5
1952	-	W	3	2
1953	-	L	0	9
1953	-	L	0	1
1953	-	L	1	4
1954	-	L	2	6
1954	-	L	2	3
1954	-	W	5	4
1955	-	W	13	1
1955	-	L	5	7
1955	-	W	7	4
1956	-	W	5	4
1956	-	L	4	5
1957	-	L	4	8
1957	-	L	1	5
1957	-	L	0	1
1958	-	L	1	12
1958	-	L	2	13
1958	-	L	0	4
1959	-	W	7	6
1959	-	W	3	1
1959	-	W	4	2
1960	-	L	1	5
1960	-	L	2	5
1960	-	L	3	8
1961	-	T	6	6
1961	-	L	3	17
1961	-	W	13	6
1961	-	L	5	15
1962	-	W	4	3
1962	-	L	3	4
1962	-	L	10	11
1963	-	T	5	5
1963	-	L	2	12
1963	-	W	10	5
1963	-	L	2	4
1964	-	W	5	2
1964	A	T	5	5
1964	A	L	2	3
1964	A	W	5	2
1965	-	W	12	4
1965	-	L	1	5
1965	-	W	6	5
1966	-	W	9	0
1966	-	W	9	5

ALL-TIME SERIES HISTORY

UTRGV (65-18)

1968	-	W	6	3	
1968	-	L	0	3	
1968	-	W	4	3	
1975	H	L	1	6	
1975	H	L	1	4	
1975	H	L	0	2	
1975	H	L	0	4	
1975	H	L	0	1	
1976	A	W	2	1	
1984	H	W	4	0	
1984	H	L	0	1	
1984	H	W	5	2	
3/11/85	A	L	5	7	
4/9/85	H	W	13	4	
4/9/85	H	W	13	9	
4/10/85	H	L	3	10	
2/15/86	H	L	2	5	
2/15/86	H	L	6	7	
2/16/86	H	L	2	4	
2/28/87	H	W	7	4	
2/28/87	H	W	5	3	
3/1/87	H	W	3	1	
3/4/88	H	W	3	2	
3/5/88	H	W	5	1	
3/5/88	H	W	9	6	
2/10/89	H	W	20	7	
2/11/89	H	W	11	10	
2/11/89	H	W	9	1	
2/16/90	H	W	3	1	
2/17/90	H	W	7	2	
2/17/90	H	W	8	1	
2/8/91	A	W	4	2	
2/9/91	A	W	7	3	
2/9/91	A	L	3	4	
3/16/92	A	W	7	0	
2/26/93	H	W	4	1	
2/27/93	H	W	3	1	
2/27/93	H	W	4	2	
2/11/94	H	W	17	0	
2/12/94	H	W	9	0	
2/12/94	H	W	8	7	
2/10/95	H	W	10	1	
2/11/95	H	L	4	5	
2/11/95	H	W	6	2	
2/16/96	H	W	4	0	
2/17/96	H	W	6	3	
2/17/96	H	W	14	3	
2/7/97	H	W	8	7	
2/8/97	H	W	4	3	
2/9/97	H	W	10	3	
2/6/98	H	W	9	0	
2/7/98	H	W	6	3	
2/7/98	H	W	10	3	
2/5/99	H	W	12	2	
2/6/99	H (7 inn)	W	15	1	
2/6/99	H	W	21	5	
2/11/00	A	W	6	2	
2/12/00	A (7 inn)	L	1	3	
2/12/00	A	L	3	5	
3/30/01	H	W	10	1	
3/31/01	H	W	11	4	
4/1/01	H	W	11	2	
4/5/02	H (12 inn)	W	2	1	
4/6/02	H (7 inn)	W	5	4	
4/6/02	H (7 inn)	L	2	3	
3/7/03	H (7 inn)	W	14	2	
3/8/03	H	W	7	5	
3/9/03	H	W	7	4	
2/16/07	H	W	7	4	
2/17/07	H	W	5	2	
2/18/07	H	W	6	3	
3/1/11	H	9/-	W	4	1
3/2/11	H	9/-	W	7	0
3/13/12	H	8/-	W	10	4
3/14/12	H	8/-	L	2	5
5/14/13	H	W	12	2	
3/11/14	H	23/-	W	13	0
3/12/14	H	23/-	W	6	2
3/10/15	H	7/-	W	4	1

3/11/15	H (11 inn)	7/-	W	4	3
3/7/17	H	12/-	W	16	7
3/8/17	H	12/-	W	7	4
5/9/23	H (7 inn)		W	11	1

UTSA (24-10)

4/27/93	H		W	2	0
4/12/94	H		W	2	1
2/21/95	H		L	4	9
3/28/95	A		W	16	6
4/23/96	H		W	15	4
3/26/97	H		W	6	4
3/26/97	H		W	4	3
3/17/98	H		L	1	3
3/31/98	H (7 inn)		W	18	4
3/2/99	A		L	9	10
4/13/99	H		W	12	11
2/8/00	H		L	0	4
4/4/01	H		W	9	3
3/12/02	H		W	4	3
3/13/02	A		L	4	9
3/4/03	H		W	8	5
3/18/03	A		L	5	6
3/31/04	H (7 inn)		W	11	1
5/12/04	H		W	9	2
2/22/05	A		W	4	1
4/26/05	H		L	3	6
3/12/06	A		L	2	4
4/25/06	H		W	9	3
4/10/07	H		W	6	2
3/25/08	A		W	5	4
3/31/09	H	10/-	W	16	6
4/6/10	H		W	14	5
3/3/11	A	9/-	L	2	3
4/3/12	H (7 inn)	4/-	W	4	3
4/2/13	H		W	11	4
6/1/13	N		W	6	1
3/24/15	A	2/-	W	11	1
4/11/23	H		L	1	5
4/9/24	H	3/-	W	6	5

TEXAS LUTHERAN (17-6)

1954	-		L	2	4
1955	-		W	6	3
1956	-		L	2	9
1956	-		W	11	8
1957	-		L	4	6
1957	-		W	4	3
1958	-		W	7	1
1958	-		W	6	0
1959	-		W	8	4
1959	-		W	12	4
1960	-		W	2	1
1960	-		W	12	4
1962	-		W	4	3
1963	-		L	2	4
1964	-		L	3	6
1964	-		W	13	4
1965	-		W	11	4
1966	-		W	17	7
1967	-		L	1	7
1967	-		W	5	4
1969	-		W	16	0
1978	A		W	12	1
1978	A		W	18	5

TEXAS SOUTHERN (17-0)

2/16/87	H		W	15	4
4/19/88	H		W	8	4
4/11/89	H		W	11	1
4/11/89	H (8 inn)		W	13	3
4/17/90	H		W	6	0
4/17/90	H		W	9	0
3/26/91	H		W	14	3

3/26/91	H		W	15	0
4/14/93	H		W	12	2
6/5/04	N		W	12	1
4/20/05	H		W	8	0
2/6/07	H		W	9	1
2/20/13	H		W	7	1
3/5/14	H	25/-	W	6	0
5/29/15	H	6/-	W	5	0
4/20/21	H		W	9	4
3/6/24	H	4/-	W	7	4

TEXAS STATE (49-14)

2/24/87	H		W	4	3
2/24/87	H		W	9	2
2/16/88	H		W	6	4
2/16/88	H		W	11	6
2/14/89	A		W	6	1
2/14/89	A		W	2	0
2/22/89	H		W	6	3
2/22/89	H		W	6	3
3/6/90	H		W	11	1
3/6/90	H		W	8	5
2/12/91	H		W	4	1
2/12/91	H		L	3	4
2/12/92	H		W	6	2
2/12/92	H		W	9	1
2/16/93	A		W	9	2
3/2/93	H		L	0	1
3/2/93	H		W	5	2
2/23/94	H		W	5	4
2/23/94	H		L	1	6
4/11/95	H		W	5	0
4/9/96	H		W	6	5
4/9/96	H		W	9	8
2/3/97	A		L	3	4
2/3/97	A		W	17	10
4/8/97	H		L	4	10
3/10/98	H		W	6	0
3/10/98	H		L	3	4
2/16/99	H		W	11	4
3/17/99	A		W	13	4
2/15/00	A		W	11	6
4/11/00	H		L	4	6
2/13/01	N		W	7	3
4/24/01	H		L	4	7
2/12/02	H		W	11	3
4/17/02	H		W	2	1
3/5/03	N (10 inn)		W	2	1
5/6/03	H		W	10	4
3/30/04	N (11 inn)		W	10	5
4/27/04	H		L	0	1
3/6/05	N		W	12	2
3/15/05	N		W	9	3
4/19/05	H (11 inn)		W	4	3
3/7/06	N		L	4	6
4/11/06	H		L	1	5
4/3/07	N		W	9	4
4/22/08	H		W	14	11
5/12/09	H	15/25	W	13	4
2/28/10	N		W	6	2
3/30/10	A (11 inn)		L	5	6
5/10/11	H	11/25	W	15	5
5/15/12	H	6/-	W	5	1
4/23/13	A		L	1	4
4/29/14	H		W	9	2
4/28/14	H (11 inn)	3/-	W	8	7
4/19/16	H	3/-	W	14	1
3/28/17	A		W	9	3
4/17/18	H	14/-	W	7	5
4/9/19	H	12/-	L	3	5
4/13/21	A		W	8	4
4/27/21	H		W	4	0
4/5/22	H	-/15	W	8	4
4/4/23	H		W	10	9
4/2/24	H (7 inn)	3/-	W	12	2

ALL-TIME SERIES HISTORY

TEXAS TECH (199-57)

5/6/29	H	W	9	5
5/7/29	H	W	9	7
4/22/58	H	L	2	3
4/27/59	H	W	11	4
3/24/60	H	W	19	8
4/6/64	H	W	12	2
1965	A	W	13	1
4/3/67	H	W	10	1
4/4/67	H	L	4	6
4/19/68	A	L	11	13
4/19/68	A	W	17	6
4/20/68	A	W	21	6
4/12/69	H	L	0	1
4/18/70	A	W	3	0
4/18/70	A	W	6	4
4/16/71	H	W	3	2
4/16/71	H	W	1	0
4/17/71	H	W	12	7
4/14/72	A	L	6	10
4/14/72	A	W	21	3
4/15/72	A	W	9	6
3/16/73	H	W	11	4
3/16/73	H	L	2	6
3/17/73	H	L	3	4
4/12/74	A	L	13	15
4/12/74	A	L	1	4
4/13/74	A	W	5	3
4/11/75	H	W	4	0
4/11/75	H	W	1	0
4/12/75	H	L	4	7
3/4/77	A	W	5	3
3/5/77	A	L	6	7
3/5/77	A	L	5	6
4/21/78	H	W	4	2
4/22/78	H	W	5	0
4/22/78	H	W	2	1
4/7/79	A	W	9	0
4/21/79	A	L	2	3
4/21/79	A	L	5	6
3/21/80	H	W	10	7
3/22/80	H	W	3	0
3/22/80	H	W	5	4
1980	H	L	5	8
4/17/81	A	W	6	5
4/18/81	A	W	4	2
4/18/81	A	L	6	7
4/16/82	H	W	14	1
4/17/82	H	W	1	0
4/17/82	H	W	5	3
4/9/83	A	L	5	8
4/10/83	A	L	9	10
4/10/83	A	L	10	11
4/13/84	H	W	13	3
4/13/84	H	W	11	6
4/14/84	H	W	9	8
4/5/85	A	W	16	4
4/6/85	A	W	21	9
4/6/85	A	W	28	5
4/4/86	H	W	17	7
4/5/86	H	W	10	4
4/5/86	H	W	12	2
3/27/87	A	W	17	7
3/27/87	A	W	10	2
3/28/87	A	W	23	6
4/1/88	H	W	11	3
4/2/88	H	W	10	0
4/2/88	H	W	5	3
3/24/89	A	W	27	2
3/25/89	A	W	15	1
3/25/89	A	W	11	4
3/23/90	H	W	11	0
3/24/90	H	W	9	0
3/24/90	H	W	3	1
3/29/91	A	W	4	0
3/31/91	A	L	3	4

3/31/91	A (11 inn)	L	9	10	
3/13/92	H	W	2	1	
3/14/92	H	W	7	2	
3/14/92	H	W	2	1	
4/4/92	A (10 inn)	W	1	0	
4/4/92	A	L	0	1	
4/5/92	A	L	1	3	
4/9/93	H	W	6	1	
4/10/93	H	W	11	4	
4/10/93	H	W	4	3	
5/14/93	N	W	10	8	
4/15/94	A (10 inn)	W	8	5	
4/16/94	A	L	5	9	
4/16/94	A	L	5	6	
4/21/95	H	W	6	4	
4/22/95	H	L	6	13	
4/22/95	H	L	0	4	
4/23/95	H (10 inn)	W	9	8	
5/19/95	H	L	5	6	
5/20/95	H	W	9	4	
5/21/95	H	L	6	8	
3/29/96	A	L	9	26	
3/30/96	A	L	5	7	
3/30/96	A	L	7	10	
3/31/96	A	L	1	12	
5/9/97	A	L	9	12	
5/10/97	A	W	5	3	
5/11/97	A	W	13	11	
5/17/97	N	L	6	9	
2/27/98	H	W	5	4	
2/28/98	H (10 inn)	L	5	6	
3/1/98	H	W	11	2	
5/16/98	N	W	11	7	
5/17/98	N	L	7	14	
3/14/99	A	L	4	5	
3/14/99	A	L	1	9	
3/10/00	H	L	5	8	
3/11/00	H	W	2	1	
3/12/00	H (7 inn)	W	16	4	
5/18/00	N	L	6	8	
4/13/01	A (8 inn)	L	7	17	
4/14/01	A	L	1	4	
4/15/01	A	L	4	7	
5/17/01	N	W	8	6	
3/1/02	H (10 inn)	W	7	6	
3/1/02	H	W	8	6	
3/3/02	H	W	4	1	
3/21/03	A	L	4	5	
3/22/03	A	W	10	5	
3/23/03	A	L	4	6	
3/26/04	H	W	5	2	
3/27/04	H	W	4	1	
3/28/04	H	L	5	14	
3/18/05	A	L	1	13	
3/19/05	A	L	0	1	
3/20/05	A	W	7	5	
3/24/06	H	L	5	11	
3/25/06	H	W	5	1	
3/26/06	H	W	5	4	
4/5/07	A	W	7	4	
4/6/07	A	L	3	8	
3/14/08	H (12 inn)	W	6	5	
3/15/08	H	W	12	1	
3/16/08	H	L	3	9	
4/3/09	A	L	3	4	
4/4/09	A	W	13	7	
4/5/09	A	L	6	10	
5/23/09	N	W	11	4	
3/19/10	H	W	6	3	
3/20/10	H	W	5	4	
3/21/10	H	L	7	13	
5/26/10	N	W	9	2	
4/8/11	A	5/-	L	3	4
4/9/11	A	5/-	W	5	4
4/10/11	A	5/-	W	14	8
5/25/11	N	13/-	W	10	5
5/4/12	H	9/-	W	4	2

5/5/12	H	9/-	W	7	2
5/6/12	H (12 inn)	9/-	L	4	8
3/3/17	N	20/19	W	9	0
3/5/23	N (16 inn)	15/24	W	4	2

TEXAS WESLEYAN (3-3)

1980	H	L	5	6
1980	H	W	7	0
1980	H	W	6	5
1980	H	L	4	7
1981	H	W	8	0
1981	H	L	3	7

TRINITY (18-10-1)

1905	-	L	0	1
1906	-	W	13	0
1906	-	W	7	0
1906	-	L	5	7
1906	-	L	0	6
1910	-	L	5	6
1910	-	L	3	9
1911	-	W	4	0
1911	-	W	3	0
1912	-	W	23	0
1912	-	W	8	4
1912	-	W	4	3
1912	-	W	9	4
1914	-	W	2	1
1914	-	L	3	7
1914	-	L	4	5
1914	-	T	9	9
1915	-	W	4	2
1915	-	W	2	1
1921	-	L	2	7
1925	-	W	2	0
1926	-	L	0	1
1926	-	W	6	4
1966	-	W	8	2
1967	-	W	9	3
1969	-	W	12	3
1976	N	W	8	0
1977	H	W	7	3
1977	H	L	6	8

TULANE (4-5-1)

1904	-	W	3	1
1910	-	L	3	4
1910	-	L	3	4
1910	-	L	0	1
1975	A	L	0	2
1975	A	T	1	1
1975	A	W	10	9
1981	H	W	4	3
1981	H	W	11	1
2/17/95	N	L	5	11

UC IRVINE (1-0)

2/27/09	N	1/5	W	9	2
---------	---	-----	---	---	---

UCLA (8-2)

5/29/93	H	W	11	4	
2/23/03	H (7 inn)	W	7	2	
2/24/03	H (7 inn)	W	3	0	
3/5/04	A	L	6	8	
3/6/04	A	W	8	4	
3/7/04	A	W	8	2	
3/11/05	H	W	15	5	
3/12/05	H	W	3	2	
3/13/05	H	W	5	3	
2/29/20	N	21/8	L	2	10

ALL-TIME SERIES HISTORY

UC SANTA BARBARA (1-1)

5/31/13	N		L	4	6
6/2/13	N		W	5	4

UIC (8-2)

5/30/08	H		W	15	1
2/17/12	H	5/—	W	10	0
2/18/12	H	5/—	W	9	2
2/19/12	H	5/—	W	7	0
2/15/13	H	24/—	L	0	2
2/16/13	H	24/—	W	4	3
2/17/13	H	24/—	W	5	1
2/22/19	H		W	3	1
2/23/19	H		W	4	0
2/24/19	H		L	2	7

UIW (7-1)

2/25/15	H	23/—	W	7	0
3/1/17	H	20/—	W	12	5
2/28/18	H	11/—	W	9	7
2/27/19	H		L	5	6
2/26/20	H	21/—	W	4	0
3/3/21	H		W	6	4
3/7/23	H	15/—	W	13	5
2/20/24	H	4/—	W	9	3

ULM (31-6)

1975	H		W	2	1
1975	H		W	3	2
1979	H		W	11	2
1979	H		W	3	0
1979	H		W	14	4
1979	H		L	3	9
1980	H		W	11	2
1980	H		W	13	5
1980	H		W	8	3
1980	H		W	8	2
1981	H		W	8	3
1981	H		L	9	11
1981	H		L	7	9
1981	H		W	15	5
1982	H		W	4	3
1982	H		W	1	0
1984	H		L	3	4
2/24/85	H		W	10	1
2/24/85	H		W	12	11
3/7/86	A		W	6	2
3/7/86	A		W	13	2
2/13/87	H		W	16	4
2/14/87	H		W	2	0
2/14/87	H		W	12	3
2/28/88	A		W	10	4
2/28/88	A (6 inn)		W	13	3
2/29/88	A		W	9	0
2/17/89	H		W	8	2
2/18/89	H		W	15	0
2/25/90	A		L	2	5
2/25/90	A		L	2	6
2/26/90	A		W	6	5
2/15/91	H		W	13	2
2/16/91	H		W	8	5
2/16/91	H		W	4	0
2/19/93	H		W	7	1
2/20/93	H		W	9	1

UMASS (1-0)

5/27/95	N		W	14	11
---------	---	--	---	----	----

UNLV (1-2)

3/19/99	H		L	3	14
3/22/99	H (7 inn)		W	5	4
3/5/01	H (7 inn)		L	4	8

USC (3-4)

1978	H		L	2	5
1978	H		L	5	8
1980	H		W	2	0
3/12/94	H		L	1	5
3/13/94	H		L	1	16
3/4/05	N		W	3	1
3/2/24	N	7/—	W	9	3

UTAH (4-4)

6/15/51	N		L	8	15
2/22/03	H (7 inn)		L	1	4
2/24/03	H (7 inn)		W	5	1
2/25/06	H		W	6	1
3/6/09	H	4/—	W	7	2
3/7/09	H	4/—	L	0	2
3/8/09	H	4/—	W	12	11
3/4/11	N	9/—	L	1	2

VANDERBILT (16-10)

5/22/13	N	—/1	W	5	0
5/24/13	N	—/1	L	0	3
4/11/14	A	—/7	W	10	4
4/12/14	A	—/7	L	5	8
4/13/14	A	—/7	W	8	2
5/21/15	N	6/9	W	6	1
5/23/15	N	6/9	L	3	12
5/5/16	H	2/5	W	1	0
5/6/16	H	2/5	L	1	6
5/7/16	H	2/5	W	3	0
5/25/16	N	2/6	L	5	6
5/27/16	N (7 inn)	2/6	W	13	3
3/14/17	A	23/—	L	3	4
3/15/17	A	23/—	L	3	17
3/16/17	A	23/—	W	6	4
5/22/18	N		W	3	1
3/15/19	H	22/2	L	4	7
3/16/19	H	22/2	W	8	7
3/17/19	H	22/2	W	7	0
4/28/22	A	21/22	W	5	1
4/29/22	A	21/22	L	1	11
4/30/22	A	21/22	W	12	4
5/28/23	N	—/8	L	4	10
4/12/24	H	3/6	W	15	0
4/13/24	H	3/6	W	9	0
4/14/24	H	3/6	W	12	6

WAKE FOREST (2-0)

2/20/05	N (7 inn)		W	12	2
6/5/16	H	1/—	W	22	2

WASHINGTON (8-1)

3/10/91	H		W	4	3
3/11/91	H (8 inn)		W	13	3
2/12/93	H		W	3	2
2/13/93	H		W	8	4
2/13/93	H		W	7	4
2/14/93	H		W	6	5
5/24/98	H		W	6	4
2/25/05	H		W	10	4
2/27/05	H (7 inn)		L	0	1

WASHINGTON STATE (9-6)

3/9/87	H		W	4	3
3/18/88	N		W	7	6
3/11/90	H		W	4	0
3/12/90	H		L	0	5
2/21/97	H		W	13	2
2/22/97	H		W	11	9
2/23/97	H		W	3	1
2/4/00	N		L	3	5
2/6/00	N		L	4	14
2/23/02	H (7 inn)		L	5	7
2/24/02	H		W	6	4
3/12/10	H	29/25	W	4	3
3/13/10	H	29/25	L	5	7
3/14/10	H	29/25	W	6	5
3/4/22	N		L	6	11

WEST VIRGINIA (1-0)

6/2/19	A	19/15	W	11	10
--------	---	-------	---	----	----

WESTERN CAROLINA (1-0)

5/27/88	N		W	8	6
---------	---	--	---	---	---

WESTERN KENTUCKY (0-2)

3/10/87	H		L	1	4
2/26/10	N		L	1	5

WESTMONT (2-0)

2/18/91	H		W	31	2
2/19/91	H		W	8	0

WICHITA STATE (0-1)

3/6/22	N		L	5	6
--------	---	--	---	---	---

WINTHROP (3-0)

3/5/10	H		W	7	0
3/6/10	H		W	12	4
3/7/10	H		W	2	1

WISCONSIN-LA CROSSE (1-0)

1979	N		W	8	0
------	---	--	---	---	---

WRIGHT STATE (6-0)

2/20/09	H	1/—	W	18	2
2/21/09	H	1/—	W	7	6
2/21/09	H	1/—	W	9	0
2/22/09	H	1/—	W	8	5
5/30/09	N (11 inn)	18/—	W	6	4
6/3/11	H	6/—	W	11	0

XAVIER (1-2)

2/20/21	H		L	6	10
2/20/21	H		L	0	2
2/21/21	H		W	15	0

YALE (4-0)

5/27/93	H		W	13	1
3/4/16	H	4/—	W	12	5
3/5/16	H	4/—	W	13	0
3/6/16	H	4/—	W	10	2

ALL-TIME LETTERWINNERS

A

Aaron, Daman.....	2007, '08
Abel, Scott.....	1983
Ablon, Fred R.....	1955
Abraham, Arthur A.....	1945
Acker, Dr. Earl.....	1902, '03
Adams, Derrick.....	2000
Adams, Thomas A.....	1908
Alanis, Dan C.....	1934
Albright, Eric.....	1987, '89
Alcazar, Gregg.....	2010, '11
Aldrich, Keith J.....	1942
Aldry, Ray.....	2021
Alexander, Chad.....	1993, '94, '95
Alexander, Matt.....	2001, '02, '03, '04
Alexander, Roy C.....	1966
Alexander, Scott.....	1920
Alleman, David.....	2009
Allemand, Blake.....	2012, '13, '14, '15
Allen, Chad.....	1994, '95, '96
Allen, Ronnie.....	1989, '90, '91
Alsobrook, A.D.....	1938, '39, '40
Alvarez, Sean.....	1994, '95, '96
Anders, Luke.....	2006, '07, '08, '09
Anders, Nick.....	2009
Anderson, Brian*.....	2003
Anderson, R.B.....	1910, '11
Andrede,Kobe.....	2021
Andritsos, Chris.....	2018
Antolick, Brett.....	2024
Appel, Jackson.....	2024
Armstrong III, Eldridge.....	2024
Arneson, Edwin P.....	1909
Arnold, Edwin D.....	1946
Arnold, Robert.....	1967, '68, '69
Arrington, Alden*.....	2023
Arrington, Thomas M.....	1965, '66, '67
Arrington, Tom.....	1984, '85
Arthur, Perry.....	1974
Arthur, Scott.....	2009, '10, '11, '12
Aschenbeck, Evan.....	2023, '24
Ashy, Brandon.....	2019, '20
Atchley, Justin.....	1994, '95
Atkinson, Kyle.....	1985, '86
Atterbury, Jim.....	1971, '72
Ayers, Larry.....	1959

B

Babki, Blake.....	1987
Badmaev, Zane.....	2024
Bahlman, Blake*.....	2009
Bailey, Jeff.....	1995, '96
Baker, Carl W.....	1955
Baker, Hollis O.....	1950, '51
Baker, S.J.....	1925, '26, '27
Baker, Ty.....	2024
Backest, Richard.....	1967, '68
Baldwin, Andrew.....	2004, '05
Balenti, Michael R.....	1910
Balke, Wayne.....	1957
Ballard, Jerry J.....	1963, '64
Ballouli, Khalid.....	1999, '00, '01, '02
Ballow, Cecil C.....	1940, '41, '42
Banks, Nick.....	2014, '15, '16
Barash, Michael.....	2015, '16
Barber, Byron D.....	1959, '61
Barber, Paul.....	1992, '94, '95, '96
Barcelona, Tony*.....	1997, '98, '99
Bard, Hank.....	2023, '24
Barker, Rody.....	2021, '22
Barrett, Scott.....	1997
Barry, Dale.....	1986
Bartek, Travis.....	2004, '05
Bass, Walter B.....	1939, '40
Bate, Sandy.....	1971, '72, '73, '74

Batson, James.....	1967
Baum, John A.*.....	1903
Bayless, Tristen.....	2017
Beach, Bobby.....	1980, '82, '83
Beall, Thomas C.....	1898
Becknew, Ralph E.....	1965
Bedford, Cole.....	2016, '17, '18
Beeman, Del S.....	1902, '03
Beerer, Scott.....	2003
Beesley, Earl G.....	1946, '47, '48
Begnaud, Raymond*.....	2017
Beirne, Kevin.....	1994
Bell, Jack.....	2024
Bell, Luther C.....	1925
Bell, Roy C.....	1929, '30, '31
Bell, Woodrow M.....	1937, '38
Beller, Richard L.....	1963, '64
Benesh, David Anthony.....	1968, '69, '70
Benefield, Brian.....	1996, '97
Beriner, Milton S.....	1915
Bernard, Dick.....	1928
Bernay, Camp L.*.....	1903
Bernet, Jeff.....	1990
Berry, Matt.....	2000
Bethancourt, Alex*.....	2023
Beverley, George H.....	1915, '16, '17
Beverley, L.F.....	1904, '05, '06
Biersner, John.....	1975, '76
Binderup, Blake.....	2023, '24
Bingaman, Michael.....	2014
Binks, Jackie.....	1971, '72, '73, '74
Birdsell, Brandon.....	2019
Birk, Ryne.....	2014, '15, '16
Bishop, M.J.....	1903
Bittiker, Brian.....	1992, '93, '94, '95
Bittle, George F.....	1907, '08, '10
Bivins, Maurice.....	1907
Black, Robert S.....	1908
Black, Wm. R.....	1942
Blake, Cam.....	2017, '18, '19, '20
Blake, Thomas W.....	1903
Blalock, John W.....	1935, '36
Blanchard, Randy.....	1976
Blank, Matt.....	1996, '97
Blanton, Sam J.....	1950
Blaum, Bryce.....	2019, '21
Bleckner, Richard I.....	1955, '56
Blount, J.F.....	1926, '27, '28
Bodin, Jason.....	2024
Boggs, Austin.....	2004, '05, '06
Bolcerek, Chance.....	2012, '13
Bonner, Robert.....	1975, '76, '77, '78
Booth, Ellison S.....	1903
Boring, Joseph.....	1955, '56
Bormann, Jeff.....	1978
Bosse, Kevin.....	1993
Bost, Austin.....	2021, '22, '23
Bowe, Brian.....	2003, '04
Boyes, Tim.....	1981
Bradley, William B.....	1946
Brailsford, T.R.....	1915
Bramhall, J.P.....	1978, '79, '80, '81
Braselton, J.W.....	1924
Brashear, Zach.....	2013
Brasseux, Jackson.....	2024
Bratsen, James.....	1973, '74, '75
Bratsen, Krey.....	2011, '12, '13, '14
Bray, Austin C.....	1929
Brennecke, H.M.....	1944
Britt, David M.....	1952
Britt, Logan.....	2021, '22
Brockman, Ben.....	2006
Broiles, Hiram.....	1926, '27, '28
Broussard, Chad.....	1990, '91
Brown, Brett.....	2019
Brown, Darby.....	2007, '08
Brown, George M.....	1950
Brown, Joe E.*.....	1912
Bruning, David.....	1986
Bruns, Will*.....	2015, '16, '17, '18
Bruton, David O.....	1912, '13

Bryant, A.C.....	'26
Bryant, Gary.....	1978, '79
Buchanan, A.B.....	1941
Beach, Bobby.....	1994
Buenger, Jess.....	2006
Bullard, Jason.....	1990, '91
Bumpers, Lemuel P.....	1940, '41
Bunch, Chet*.....	1987, '88
Buonasera, Alan.....	1978, '79
Burditt, Jesse N.....	1944, '48
Burch, A.L.....	1944
Burns, Darnace B.....	1916, '17
Burru, Swan T.....	1914
Burt, Joe M.....	1960
Burton, Felix J.....	1960, '61, '62
Burton, Ted.....	2024
Buxkamper, David.....	1973, '74
Butts, John W.....	1908
Byington, John.....	1987, '88, '89
Byrd, Hugh L.....	1953, '54, '55
Byrd, Ronald R.....	1964
Bystrom, Karl.....	1972

C

Callicoate, Vince*.....	1992
Calvert, James E.....	'47, '48, '49, '50
Camarillo, Ali.....	2024
Camilli, Louis S.....	1966, '67
Campbell, Kirk.....	1975, '76
Campero, Alan.....	2016
Campfield, Gary.....	2007
Candelari, Henry.....	1950, '51, '52
Cannon, Billy Jr.....	1981, '82, '83
Canon, Mike.....	2001
Caple, Chance.....	1998, '99
Carcione, Tom.....	1988
Carden, J.B.....	1942, '43
Carden, Weldon G.....	1941, '43
Carey, Phil.....	2008
Carlton, Freddy W.....	1964, '65
Carmichael, J.....	1904
Carpenter, G.E.....	1931, '32
Carroll, Billy.....	1994, '95
Carroll, Julius B.....	1958, '59, '60
Carroll, Mike*.....	1990
Carter, Dane.....	2007, '08
Cartwright, Tim.....	1983, '84
Cavasas, Gary.....	1963
Centala, Scott.....	1987, '88, '89
Cerny, Brandon*.....	2018
Chafin, Kaylor.....	2016, '17, '18
Chambless, Jordan.....	2005, '06, '08
Chandler, Clint*.....	1999, 2000, '01
Chandler, Gary*.....	1972, '73
Chandler, Robi.....	1985, '86
Chandler, Thomas Dean.....	1981, '82, '83
Chapman, Jackson*.....	2022, '23
Chapman, S.P.....	1923, '24
Chase, Arthur D.....	1959
Cherry, Tom G.....	1914, '15
Chesson, Jason.....	1993
Chestnut, Travis.....	2023, '24
Childers, H.W.....	1929
Childress, Jonathan.....	2019, '21
Chiles, H.T.....	1895
Chiles, Thomas H.....	1965, '66, '67
Choruby, Nick.....	2014, '15, '16, '17
Choruby, Shawn.....	1984, '85
Church, Marion S.....	1902, '03, '04
Clark, Donald E.....	1948
Clark, Sanger A.....	1927
Clarkson, Tim.....	1995, '96
Claunch, Troy.....	2022
Claybrook, Stephen.....	1992, '93, '94, '95
Clement, Denny.....	2009, '11
Clemons, Chris.....	1992, '93, '94
Cobb, Lance H.....	1964, '65, '66
Cobb, Terry D.....	1961
Cochran, William B.....	1933, '34
Cockrell, Thomas J.....	1922

Codrington, John.....	1993, '94, '97
Cody, R.A.....	1929
Cohn, Harry.....	1938
Coker, Ron*.....	1984, '85
Colby, Conrad.....	1991, '92
Cole, Mason.....	2018
Coleman, Hunter.....	2017, '18, '19, '21
Coleman, Ty.....	2019, '21
Collard, Tommy.....	1994, '95
Collazo, Andrew.....	2010, '11
Colligan, Kyle.....	2006, '07, '08, '09
Collins, J.W.....	1912, '13
Collins, Robert F.....	1961
Condel, Ty.....	2019
Connelley, R.E.....	1933, '34, '35
Conover, Brooks W.....	1928, '29, '30
Conrad, Chris.....	1996
Cooley, Bryce*.....	2014
Cooper, Jack G.....	1938, '39, '40
Corbett, Mason.....	2019, '20
Corbett, Sherman.....	1982, '83, '84
Corgan, Chance.....	2005
Cornell, Albert L.....	1908
Cortez, Chris.....	2022, '23, '24
Costlow, Donald G.....	1960
Couser, William L.....	1934, '35
Crabtree, Rick.....	1975, '76
Craig, C.L.....	1924
Craig, Gabe.....	2021
Crain, John R.....	1962, '63, '64
Crain, William L.....	1964, '65, '66
Cravey, Kevin.....	2008
Crawford, J.M.....	1920, '21, '22
Crawford, R.H.....	1924, '25
Creps, Austin.....	2004, '05, '06
Crockett, F.S.....	1908
Crockett, Floyd M.....	1913
Crockett, James B.....	1906, '07, '08
Crooks, N.C.....	1904
Crouch, Roger S.....	1962
Crozier, P.F.....	1932
Curl, Charlie.....	2011, '12, '13
Curl, John.....	1992, '93, '94, '95
Czerwinski, Paul.....	1971

D

Dabney, John.....	1907
Dacus, Deron.....	1987, '88, '89
Dahllick, John.....	1895
Dailey, Terry Lynn.....	1968
Dallas, Micah.....	2022
Dalton, Parker.....	2005, '06, '07
Daniel, E.F.....	1919
Daniels, Leo H.....	1942, '43, '44
Daniels, Scott.....	1990
Dansby, Horace P. Jr.....	1930
Dansby, Horace P. Sr.....	1895
Darnell, Grant S.....	1945
Darst, Thomas B.....	1910, '11
Davenport, Lucas.....	2023
Davis, Deck.....	1895
Davis, Early C.....	1959, '60, '61
Davis, Joel.....	2016, '17
Davis, Lamar W.....	1898
Davis, Steve.....	1979, '80, '81, '82
Davis, Thomas J.....	1917, '19
Davis, Walter E.....	1930, '31, '32
Dawkins, Marvin H.....	1964
Debiec, Max.....	2023
DeLaCruz, Anthony.....	1988, '89
DeLafosse, Floyd B.....	1945
Delesandri, Mike*.....	1990, '91
DeLoach, Zach.....	2018, '19, '20
Deiningner, Todd.....	2000, '01
DeNiro, Mike.....	1969
Deramus, Bailey*.....	2021, '22

ALL-TIME LETTERWINNERS

Dettmer, Nathan2021, '22, '23
Devereaux, Ron1983
DeWare, Charles A. Sr.1906, '07, '08, '09
DeWitt, John W.1949, '50, '51
Dickerson, Raymond G.1966
Dillard, Matt2023
Dillingham, Mike C.1935
Dinan, L.F.1921
Dishman, James C.*1953
Dittman, L.E.1928
Dixon, Zach2000, '02, '03
Dodson, Calvin P.1910
Doherty, Wilfred T.1921, '22
Donaldson, Andrew*2017, '18, '19, '20
Donaldson, Dan2003, '04
Doran, Jack K.1938, '39, '40
Dowling, A.P.1935, '36, '37
Doxakis, John2017, '18, '19
Drinkwater, Sean1990
Ducoff, Jonathan2019
Dulak, B.J.1976, '77
Duke, Andy1988, '89
Duncan, M.S.1914
Dunn, Ralph B.1903, '04, '05
Duran, José2008
Dwyer, Pat A.1920, '21, '22
Dyer, Tyler2009, '10

E

Easley, Mike1988, '89
Ebdon, Nick*2023
Ecker, Mark2014, '15, '16
Echette, Joe D.1950, '51, '52
Edwards, Todd1983, '84
Ehlert, Clayton2007, '08, '09, '10
Ehlert, R.J.1922
Elam, K.C.1918
Ellinger, N.1907
Ellis, Donald E.1953, '54
Ellis, Herbert W.1945
Ellis, J.T.1917
Elmendorf, David C.1968, '69, '70, '71
Englert, R.J.1970, '71, '72
English, Malcolm G.1908, '09
Epstein, J.W.*1999, '00
Estes, Jay1992
Evans, David2000, '01, '02
Eversberg, Otto L.1908, '10

F

Falcon, Robert1973
Farrell, Chris2021
Farmer, Robert D.1952, '53
Farnum, Matt2001, '02, '03
Feckley, Jake2010
Fedora, Lee1993, '94
Felix, Nick1988
Feltner, Ben2007, '08
Fleckert, Tim1977, '78
Finch, Brian2001, '02, '03
Fleckley, Jake2010
Flanagan, Chris J.1936, '37
Fischer, A.C.1932
Fleece, Nick2008, '09, '10, '11
Florence, R.L.*2007, '08, '09, '10
Flores, David1980, '81, '82
Flowers, Jimmy1984, '85, '86
Floyd, Kenneth D.1963
Forgason, Jack P.1923, '24
Forrest, E.E.1919
Fossum, Casey1997, '98, '99
Foster, Edmund J.1898
Foster, J.W.1935
Foster, Logan2017, '18, '19

Fowler, Brian*2003
Fraga, Lupe1957
Frame, Doug2004
Francis, Harry1978, '79, '80
Francis, T.R.1941, '42
Frazier, Hardy1970
Frazier, Mike1972, '73, '74, '75
Freels, Grant*2015, '16, '17
Freels, Kevin*1985
Freeman, Jason2012, '13, '14, '15
Freeman, Jeff2000, '01
French, Eric1998
French, Chris2001, '02
Fretz, Robert R.1944, '47, '48, '49
Freudenberg, Kerry1989, '90
Frizzell, Will2018, '19, '21
Fry, Darryl1986, '87
Frye, Zach2024
Fulbright, Chris1997, '98, '00
Fuller, John L.1911

G

Galfione, Lawrence1944
Galloway, George1971
Galloway, Scott*1997
Garcia, Brandyn2023
Garner, Ty2000, '01, '02
Garrick, Matt1995, '96, '97
Garvey, R.E.1931, '32, '33
Gegen, Fred1985, '86
Geiger, Gary1986, '87
Geisler, Colson2019, '20
Gerald, Evan2006, '07, '08
Ghutzman, Butch1968, '70, '71, '72
Gibbens, Roy1947
Gibson, James1975
Gideon, Ronnie2014, '15, '16
Giffin, H.A.1923
Gilbert, Brent1989, '90
Gilbert, Warren A.*1908
Gilfillian, Max D.1915
Gill, E. King1922, '23
Gillespie, W. Spence1913
Gilliland, Thomas*1985
Gilman, Tommy2017
Glass, Ira V.1941, '42, '43
Glenn, James1979, '80
Glezen, Hugh, N.1918, '19, '20
Glover, Brandon2005
Goerman, E.1930
Goertz, Leo*1980, '81, '82
Golasinski, Andrew A.1932
Goldman, Michael*2004, '05
Gonzalez, Andrew1999
Gonzalez, Eric1992, '93
Gonzalez, Kevin2008, '09, '10, '11
Gonzalez, Lee May2017
Goodenough, Robert D.*1962
Goodloe, Albert S.1951
Goodman, Joe T.1912
Gorman, Richard W.*1961
Graham, Bobby J.1949
Graham, M.C.1916
Grahovac, Gavin2024
Granger, Jeff1991, '92, '93
Graves, J.A.1924
Gray, William1997, '98
Greene, Brodie2007, '08, '09, '10
Greene, Russ1985, '86, '87
Gregg, Grant2000
Gremminger, Jason2000, '01
Griesenbeck, C.T.1916, '17
Grimes, Dewayne*1989, '90, '92
Grissom, Roy J.1912
Grobe, Buddy1976, '77

Grochett, Wm. S.1962, '63, '64
Grudt, Emily*2023
Guenther, Ernest O.'05, '08
Gutierrez, Jorge2017
Guynes, J.R.1919, '20, '21, '22

H

Haas, Hunter2023
Hacker, Jim1971, '72, '73, '74
Hackney, James G.1901, '06
Hadaway, Boyd B., Jr.1968, '69, '70
Hadley, Derrick2011, '12
Hales, Ross2009, '11, '13*
Hall, Claude B.*1965
Hall, James R.1961, '62, '63
Hamilton, Jack2022
Hamilton, L.A.1909
Hamilton, Wilber M.1951, '52
Hancock, William M.1962, '63, '64
Haney, Buddy1982, '83, '84, '85
Hanna, Howard E.1902, '03, '04
Hannigan, Edward V.*1964
Hannigan, Ray R.*1959, '60
Happy, Jack1948, '49, '50
Harbin, J.E.1908
Hardgrove, Jack*2023
Hardgrove, Joseph E.1953, '54, '55
Hargett, George W.1963, '64
Harlan, Billy1991, '92, '93, '94
Harris, David B.1905, '09
Harris, J.D.1929
Harris, Robert1992, '93, '94, '95
Harrison, Brian1991, '92
Harrison, Kalae2021
Hart, Joey2001
Hartley, Billy J.1946
Harugthy, Lee2005
Hawes, Albert K.1930, '31
Hawthorne, Kyle1977, '78, '79
Hawthorne, Thomas1972, '73, '74, '75
Headrick, Bubba*1975
Heaney, Sean1997, '98, '99, '00
Heard, Clint1981, '82, '83
Heard, Michael2008
Heaton, Robert*1985, '86, '87
Hector, Rawley2022
Heft, Don E.1953
Heinrichs, Darren1998
Hellums, Lee N.1928
Helman, Michael2018
Henderson, Bernard1920, '21
Henderson, C.M.1910, '11
Henderson, Robert W.1941
Henderson, Therman A.1931
Hendrix, Ryan2014, '15, '16
Hennig, Edgar W.1953
Hering, Hart2006
Herrington, Gary1957, '58, '59
Herrmann, Tim1987, '89
Hickerson, Richard B.1959, '60, '61
Hickey, Mike1991, '92
Hicks, Brandon2007
Higdon, Roy1918
Higginbotham, G.H.1912
Hill, Brigham2015, '16, '17
Hill, Rex2014
Hill, Ryan2005, '06
Hillhouse, Randy*1972, '73, '74
Hillhouse, Stephen A.1964, '65, '66
Hillin, H.A.1925, '26, '27
Himes, Ben2001
Hinojosa, Greg*2007
Hinojosa, Joaquin2010, '11
Hinsley, G.R.2014, '15
Hodde, Rodney1978, '79, '80, '81
Hodge, Ty2022
Hodge, William R.1969, '70, '71
Hodges, Craig1974, '75
Hoehner, Mikey2019, '21

Hoffman, Nolan2018
Hogan, Robert2022, '23
Hogue, Jay1992
Hohn, Casear1910, '11, '12
Holle, Kyle1998, '99
Hollmig, Stanley E.1947, '48
Holt, Daylan1998, '99, 2000
Holt, Tim1990, '91, '92
Homan, Austin2016, '17
Hooker, G.B.1915
Horn, Abby*2022
Hornsby, Albert1906, '07, '09, '10
Houchin, William E.1958, '59, '60
House, Jacob2011, '12
Howard, Rusty*2000
Howard, David1970
Howell, Brent2000, '01
Hoyle, John R.1955, '56
Hubbard, Behn F.1954, '56, '57
Hubert, Pat L.1949, '50, '51
Huchingson, Chris1984
Huckuntod, Sittichoke1991
Hudson, Chad1998, '99
Hudson, John W. Jr.1960, '61
Huff, Leslie N.1908
Huffman, Ryan1995, '96
Hughes, Steve1988, '89, '90, '91
Hulet, Jeff2007
Hullum, Don M.1957, '58, '59
Hunt, O. Joel1928
Hunter, Johnny1996, '97
Hurdle, Mike1977, '78, '79, '80
Hurst, Roland*1970
Hutchins, Halle*2023
Hutchins, Jace2023
Hutchins, Jason1991, '92
Hutchison, Blake1986
Hutto, T.L.1933, '34, '35
Huwieler, Frank A.1908, '09, '10
Hynson, H.1895

I

Igboh, Kale*2014
Ingersol, Mike1991
Infante, John2003, '04, '05, '06
Ivey, Tyler2016

J

Jackson, Kenny2010, '11
Jackson, Luke2024
Jackson, Spencer2006, '07
Jackson, Zach2004
Jacobs, Dewey1947
James, Pat1984, '85, '86
Jamison, Pat1971
Janca, George2016, '17, '18
Janda, Steve1972, '73
Janecek, Mike1984
Jansky, Jeff1993
Jefferies, M.1898
Jefferies, P.D.1928
Jeffrey, W. Marland1939, '40, '41
Jenkins, Charles1971, '72, '73
Jenkins, David A.1971
Jester, Jason2013, '14
Jobes, Brian*2023
Johnigan, Steve1984, '85
Johns, G.G.1929, '30
Johnson, Alfred C.*1956
Johnson, B.L.1944
Johnson, Brian1993, '94
Johnson, David, A.1962
Johnson, Ernest C.1952
Johnson, Kevin*2004

ALL-TIME LETTERWINNERS

Johnson, Ron1990, '91
Johnson, William R. Jr.1965, '66
Johnson, Young B.1947
Johnston, J.D.1923, '24, '25
Johnston, Jett2024
Johnston, Will2021, '22, '23
Jones, James T.1934, '35
Jones, Jeff1988
Jones, Tanner2024
Jordan, Olen R.1960
Jozwiak, Chandler2018, '19, '21
Juhl, James1973, '74
Juengel, Matt2010, '11, '12

K

Kaler, Kole2022
Kalleen, George A.1927
Kalich, Kasey2019
Katt, Bruce1970-'72
Kapchinski, Kris*2001
Karcher, Al H. Jr.1938, '39
Kasprowicz, M.J.1928, '29
Katt, Bruce1970, '71, '72
Kaufer, Max2023, '24
Kay, Cooper*2021
Keahey, Kelly1984, '85
Keasler, Thomas F.*1916
Keens, Robert1996, '97
Keller, John1992
Keller, Marvin1981
Kelley, Charles1969, '70, '71, '72
Kelley, Kyle*1995
Kelley, Victor M.1906, '07
Kelly, Lucas2023
Kendrick, J.M.1915
Kennard, Dave1981, '82
Kensing, Logan2002, '03
Kent, Kaeden2023, '24
Kent, Matt2013, '14, '15
Kilgo, Perry1980
Kilkenny, Mitchell2016, '17, '18
King, Carson*2023
King, Rock1983, '84
King, Shane1995, '96, '99
Kirkpatrick, C.V.1938, '39, '40
Knight, Matt1999
Knoblauch, Chuck1987, '88, '89
Knowles, W.H.1936, '37
Kocman, Frank William*1968, '69, '70
Koerth, George E.1925, '26
Kolek, Stephen2016, '17, '18
Kopetsky, Blake2015, '17
Koonce, Alan R.1964, '65, '66
Korenek, Andy*1975, '76, '77, '78
Korenek, Tommy1971
Kucera, James R.1945
Kutsch, Jon*2023
Kuzmic, Craig1998
Kyle, J. Allen1987, '88, '89, '90
Kyle, S.M.1924, '25, '26

L

Lackey, H.B.1928, '29, '30
Lackey, Lester L.1952
Lackey, T.P.1919, '20
Lacy, Asa2018, '19, '20
Ladd, Henry H.1910, '11
Lagrone, Ronnie1970
Lambert, Carson2023
Lamkin, Justin2023, '24
Landrum, J.G.1936, '37
Landry, Boots2024
Lane, I.W.1895
Lane, Todd*1990, '91
Lang, Eddie2001, '02

Lang, Paul H.1956
Langford, Jimmie1971
Langford, Matt1990
Langston, Keith1988, '89
Lankford, Cole2012, '13, '14
Larkins, Turner2015, '16, '17
Larson, Tommy1978
Larson, Winston David1968
Lary, R. Yale1950, '51, '52
Lary, R. Yale, Jr.1977
Lasneske, Ryan*2015, '16
Lastelick, Joseph J.1952, '53
LaViolette, Jace2023, '24
Lawrence, Sean1989, '90
Lawrence, Terry1981
Lea, Brent*1998
Leatherwood, Del.1977
Lee, John E.1964
Leissner, Charles L.1953, '54
Leonard, Steve1996, '97, '98, '99
Lewis, C.S.1918, '19, '20
Lewis, Robert1993
Lichty, Tim2017
Lilly, Carroll1971, '72
Lindloff, Clifford A.1946, '47, '48, '49
Lindsey, Cordell1999
Lindsey, Jack V.1939, '40, '41
Lindsey, Ralph E.1938, '39, '40
Lindsey, William H.1942, '47
Lipscomb, C.F.1904, '05
Lipscomb, S.A.1903, '04
Little, Bryan1979, '80
Little, Louis E.1953, '54
Livingstone, Scott1985, '86, '87, '88
Lockett, David1974, '75, '76
Long, Grayson2013, '14, '15
Long, Robert Boyette1967, '68, '69
Lott, James G.*1913
Loux, Barret2008, '09, '10
Love, Andrew W.1895, '02
Love, James T. Jr.1945
Love, James T. Sr.1902, '03
Lovett, Xavier2022
Lowenstein, I.M.1932, '33, '34
Luecken, Rick1980, '81, '82, '83
Luna, Saul*1998

M

Magallanes, Ever1986, '87
Magee, Mark1981, '82, '83
Magers, Alex2021, '22
Mahoe, Beje1984, '85
Maida, Pete1967, '68, '69
Malitz, Charles C.1965, '66, '67
Maltz, Herschel1949, '50
Manning, Waylon E.1936, '37
Marek, David*1995
Marlatt, Kyle2004, '05
Marlow, Ty2011
Marshall, Jason1989, '90, '91, '92
Martin, Corbin2015, '16, '17
Martin, David1993
Martin, Edwin K.1929, '30
Martin, Kyle2010, '11, '12, '13
Martin, Maury1986, '87, '88
Martin, Steve2009, '10, '11
Martinez, H.T.1934, '35, '36
Mathis, Kris*1996, '97
Matthews, Mason L.1945, '46
Matthews, V.T.1919, '20, '21, '22
Matzke, J.J.1995, '96
Mavroulis, Coby2002, '04, '05
Maxwell, Jay*2011, '12, '13
Mays, Russell R.1946, '48, '49
Mazzilli, Kwin*2016
McAdams, Robert J.1962, '63, '64
McAfee, Andrew*2012, '13, '14, '15, '16

McAlpine, D.P.1992
McBurnett, Robert*1977, '78
McClure, Michael R.1964, '65
McDaniel, Alfred A.1908, '09
McDonald, Hugh F.1895
McDonald, Randy1978
McFarland, Arthur1910
McGonagill, J.D.1895
McGregor, Flint1902, '03
McGuire, Charles J.1962, '63, '64
McInnerney, Keith2008
McIntyre, Spencer1993, '94, '95
McLendon, Patrick2014, '15
McMath, Shelton1976, '77, '78, '79
McPherson, Billy J.1949, '50, '51
McWilliam, Jim1987, '88
McWilliams, Tim1977, '78
Medina, Steve1991
Meece, Brown L.1912
Melton, Hunter2013, '14, '15, '16
Melton, Matt*1988, '89
Mendoza, Dylan2010, '11
Menefee, Joseph2019, '21, '22
Mengden, Daniel2012, '13, '14
Menke, E.P.1915
Metoyer, Tony1983, '84
Metten, Tristan2016
Meyer, Jason2004, '05, '06, '07
Meyer, Rusty2001, '02
Middleton, Carson2008
Migl, Scott2007, '08
Miller, Eric E.1953
Miller, A.R.1912
Miller, Brooke*2023
Miller, Bryce2019, '21
Miller, James H.*1958, '59
Miller, J.P. Jr.1932
Miller, Paul1973, '74
Miller, Richard S.1913
Milligan, Wayne1907
Mills, Thomas W.1929, '30
Miner, Landon2017, '18
Minks, Shane2007, '08, '09, '10
Minnich, Brett2021, '22, '23
Minor, David1993, '94, '95
Minter, A.J.2013, '14
Minyard, Brady1999
Miska, Jack1980
Mitchell, C.S.1994
Mitchell, Dean1995, '96
Mitchell, Greg*2003, '04, '05, '06
Mitchell, Jordy2002, '03
Mitchell, W.W.1931, '32, '33
Mohle, Theodore W. Jr.*1951, '52
Mohr, Robert E.*1964, '65
Monical, Lynn D.1955
Montgomery, Braden2024
Montgomery, Norman1971
Montgomery, W.B.1924
Moon, H.H.1941, '46, '47
Moon, Wallace W.1949, '50
Moon, Wilson T.1932, '33, '34
Moore, Justin2001, '02, '03, '04
Moore, Travis*2006
Moore, Trey1992, '93, '94
Moore, Walter1908
Moore, W. Scott1909, '10, '11
Moody, Jake T.1933, '34, '35
Morrisse, Bruce H.1949
Moroney, Jonathan2013, '14, '15, '16
Morris, A.B.1921, '22, '23
Morris, Chandler2018, '19
Morrison, D.E.1911, '12
Morrow, Johnnie1936, '37
Morse, H.1895
Morton, Isaac2024
Moss, Jack2022, '23
Moss, J.B.2013, '14, '15, '16
Moss, Weston2024

Mullins, Douglas D.1955, '57
Munday, Peter R.1955, '56, '57
Munnerin, William F. Jr.1951, '52, '53
Munsch, C.A.1916, '17, '19

N

Naquin, Tyler2010, '11, '12
Nau, Mitchell2012, '13, '14, '15
Nelson, Gerald J.1953, '54, '55
Nelson, Jake2019, '20
Nelson, Jared*2008, '09
Nelson, Louis K.1955, '57
Neumann, Jim1987, '88, '89
Newberry, J.E.1942
Newman, Arthur1946
Newmann, David2007
Newport, Phillip K.1956
Newton, William F.1956, '57, '58
Neyland, Robert R.1911
Nicholson, Kyle2004, '05, '06, '07
Nix, James1992
Nixon, Alvis D.1948
Noble, Herman Y.1904, '06
Nolen, J.E.1938, '39
Noordsy, Chris*1987, '88, '89
Nottebrok, Logan2014, '15
Northrup, Claude B.1954
Nugent, Neil*1993, '94

O

Odem, Liz*2005
Ogletree, Al H.1950, '51, '52
O'jibway, Joe1999, '00
Olsen, C.E.1921, '22, '23
Olsen, Palmer H.1914, '15, '16
Ornelas, Mason2021
Overton, Terry1971

P

Pall, A.T.1938
Palisch, Jacob2022
Palomariz, Eduardo1996
Pampell, Vernon C.1929, '30, '31
Paradowski, Charles E.1957, '58, '59
Paradowski, Alec*2017
Parcus, Kyle2001, '02, '03
Parker, Brian1992, '93, '94, '95
Parker, Franklin S.*1954, '55
Parker, Josey2007
Parker, Terry*1979, '80
Parr, Virgil, V.1913, '14
Parrrent, Brandon2011
Parrish, James J.1953
Parsons, Brett2009, '10
Paschal, Scott1976
Pate, Andy2013
Patke, Michael*2017
Patterson, Cornelius1990
Patterson, Darrell E.1958, '59, '60
Patterson, Joe2009, '10
Patton, Cory2003, '04
Peden, Leslie E.1941, '42, '43
Peden, Roy L.1939, '40, '41
Peery, Brock2024
Pender, Robert I.1954
Penner, William A.1905, '06
Pennington, Cliff2003, '04, '05
Pennington, Walker2016, '17
Perez, Ed1987
Perkins, Frank D.1895
Persohn, John W.1918
Petrich, Dylan2009
Petru, Rich1994, '95, '96, '97
Petru, Tim2001, '02
Phythian, Walter R.1937
Pieczynski, David1977, '78
Pineda, Rafael2012, '13
Pitcock, David L.1960
Pitner, H.M.1935, '36, '37
Pizzitola, Michael J.1964

ALL-TIME LETTERWINNERS

Plumlee, Ralph Jr.1958, '59
 Pockrus, John.....1977, '78, '79
 Pollard, Leon W.*.....1944, '47
 Pollok, Dwayne.....2003
 Ponder, Steven.....2000, '01, '02
 Pool, Herbert M.*.....1911
 Porter, Greg.....1999, 2000, '01
 Porter, Sam.....1942
 Posey, Brian*.....2023
 Posinski, Mason*.....2023
 Potter, Bill Doug.....1985, '86
 Pouk, Justin.....2002, '03, '05
 Powell, Roger M.....1919
 Powers, G.A.....1915, '16, '17
 Prager, Ryan.....2022, '23, '24
 Pressly, Julian E.....1946
 Prichard, Tim*.....1990, '91
 Priess, Grant.....1981, '82
 Priestner, Leslie E.....1916, '17, '18
 Prince, R.E. Jr.....1945
 Pryor, Randy.....1987, '88, '89
 Puckett, A.M.....1923, '24, '25
 Puckett, David M.....1910, '11
 Puckett, William E.....1961, '62, '63
 Pugh, Marion C.....1939, '40, '41
 Puls, Charles R.....1955
 Purtle, Elmer L.....1945, '46
 Pyle, Blake.....1989, '90, '91

R

Ragland, Danny.....1970
 Raley, Brooks.....2008, '09
 Raley, James Walker.....1968, '69, '70
 Rampy, Blake.....2004, '07, '08
 Ramsey, Robert.....2001, '02
 Rattan, Thomas O.*.....1946
 Rau, Doug J.....1968, '69, '70
 Ray, Corey.....2012, '13, '14
 Ray, Parker.....2012, '13, '14
 Ray, Robert.....2003, '04, '05
 Raymer, William.....1973, '74, '75, '76
 Reaves, Mike.....1972
 Redding, Rob*.....1993, '94
 Reece, G.L.....1903, '04
 Reed, Eric.....2000, '01, '02
 Reed, John W.....1957, '59
 Register, Joey.....2008
 Reinarz, Gene.....1971, '72, '73
 Renfro, Kiel.....2007
 Rettig, Albert E.....1944
 Rex, Nicholas*.....2023
 Reynolds, C.M.....1934, '35
 Reynolds, Lance*.....2023
 Reynolds, Mikey.....2012, '13
 Rice, Johnny M.....1940
 Richardson, Josh*.....2005
 Richardson, Kyle.....2017, '18, '19
 Ricke, Mike*.....1981, '82
 Riddle, Kyle L.....1936, '37
 Rigney, Emory E.....1915, '16, '17, '18
 Riscen, Fred.....1988
 Risinger, Ronnie.....1982
 Rivers, Kirkland.....2007, '08
 Roa, Christian.....2018, '19, '20
 Roach, Jack.....1911
 Robertson, Aaron.....1996
 Robertson, Hank.....2008, '09
 Robertson, Rich.....1990
 Robinette, Jerry O.....1953
 Robinson, Dan.....1990, '91
 Robinson, Dan*.....1991
 Robinson, John G.....1943
 Robinson, Steve.....1978, '79
 Robison, Don.....1983, '84
 Rock, Dylan.....2022
 Rogers, Cullen J.....1941, '42, '42
 Rogers, H.L.....1923, '24, '25

Rollen, David.....1990, '91
 Ross, Billy F.....1956
 Ross, Mark.....1976, '77, '78, '79
 Rother, Clinton H.....1918, '19
 Roubion, Wilson*.....2022
 Rowland, Sam E.....1953
 Rozypal, Pat.....1967
 Rudis, Brad.....2022, '23, '24
 Ruffcorn, Jason.....2017, '18
 Ruggiano, Brian.....2007, '08
 Ruggiano, Justin.....2003, '04
 Rupe, Ryan.....1994, '95, '97, '98
 Russ, Chris.....1998, '99, 2000, '01
 Russ, Fred.....1974, '75
 Russell, George H.....1915, '16

S

Saenz, Dustin.....2018, '19, '21
 Salazar, Jose.....2006
 Saldana, Joe*.....2013
 Sammons, Thomas B., Sr.....1903, '04
 Sampson, James.....1970, '71
 Sanders, Robert Allen.....1967, '68
 Sanderson, Percy L.....1958, '59
 Sandusky, Scott.....1997, '98
 Sans, Chris.....1969, '70, '71
 Santillan, Bronson*.....2016
 Sartor, Bob*.....1983
 Sartori, Logan.....2021
 Savarino, Joe.....1949, '50
 Scamardo, Chanden.....2022
 Scanlin, Mike.....1983, '84, '85, '86
 Scarborough, Steve.....1997, '98
 Scarcella, Chris.....1998, '99, 2000
 Schaper, Wayne F.....1957, '58, '59
 Schaper, Wayne, Jr.*.....1980, '81, '82
 Scheer, Robert H.....1931, '32, '33
 Scheidt, Eric.....2003, '04
 Schero, Joe E.....1954, '55
 Scheschuk, John.....1996, '97, '98, '99
 Schindewolf, Erik.....2001, '02, '03, '04
 Schlottmann, Ty.....2013, '14, '15, '16
 Schmidt, Carl.....2024
 Schmidt, Todd.....1986
 Schmidt, Zane.....2021
 Schmittou, Ron*.....1989
 Schniepp, Jerry.....1984
 Schoenvogel, Baine.....2017, '18
 Schott, Hayden.....2024
 Schow, Jeff.....1985, '86
 Schow, O.E.....1926
 Schrader, Mike.....1972, '73, '74, '75
 Schubert, Les*.....1981, '82
 Schueneman, Helmer W.....1925, '26, '27
 Schwartz, Richard L.....1966, '67, '68
 Scoggins, John D.....1940, '41, '42
 Scott, Kenneth*.....1963
 Sdao, Shane.....2023, '24
 Sebek, Todd.....2005, '06
 Selman, William W.....1943
 Sepulveda, Carlos.....2000, '01
 Sexton, Ty.....2022, '23
 Shaw, Fred M.....1931, '32, '33
 Sherman, Chad.....2009
 Sherrod, Cason.....2015, '16, '17, '18
 Sherwood, Matt.....1994
 Shewmake, Braden.....2017, '18, '19
 Shifflett, William.....1995, '96
 Shofner, Caleb.....2008, '09, '10
 Shuford, John A.....1942, '43, '46
 Siberz, Bo.....1990
 Siecko, Bryce*.....2016, '17
 Sikes, Jules V.....1926, '27, '28
 Simmons, Fred F.....1913
 Simmons, G.....1910
 Simonds, Kyle.....2015, '16
 Simpson, Roger L.....1923
 Sims, M.T.....1895
 Singley, Edwin J.....1961, '62, '63
 Singley, Jack E.....1961, '62, '63
 Skeeler, Frank J.....1912
 Skeeler, Leon J.....1912, '15
 Skeeler, William J.....1915

Slavens, Robert.....1980, '81, '82, '83
 Smith, Adam.....2009, '10, '11
 Smith, Arthur L.....1916, '17, '19
 Smith, Barry.....1983, '84, '85, '86
 Smith, Charles E.....1945
 Smith, Foster C.....1936, '37
 Smith, George A.....1905, '06, '07
 Smith, Irvin D. Jr.....1943
 Smith, Kevin.....1981, '82, '83, '84
 Smith, Jaime.....1996
 Smith, Larry.....1970, '71
 Smith, M.V.....1921, '22
 Smith, Langston M., Sr.....1914, '15
 Smith, Peyton.....2024
 Smith, Randy*.....1983, '84
 Smith, Scott.....1992, '93
 Smith, Taylor.....2021, '22
 Smothermon, James L.....1956, '57, '58
 Snedeker, Sean.....1987, '88
 Sneed, John.....1995, '96, '97
 Snodgrass, Taylor*.....2013
 Sobek, Erik.....1998, '99
 Sodd, William.....1933, '35
 Sommer, Dayne.....2016
 Sorrell, Caden.....2024
 Sprague, Carl T.....1920, '21
 Stanley, Coll.....2017
 Staples, Edwin A.....1966, '67, '68
 Stark, Frank W.....1962, '63, '64
 Starling, Travis.....2007, '08, '09
 Statum, Jace.....2011, '12, '13, '14
 Stein, Keith.....2005, '06
 Stein, Troy.....2011, '12, '13, '14
 Steitler, Ernest E.....1912
 Stelley, Alton Lawrence.....1968, '69
 Stephens, Jason.....1995, '96, '97
 Stevenson, Charles H.....1940, '41, '42
 Stephenson, Neal.....1999, 2000, '01
 Steves, Edward.....1934, '35
 Stewart, Chester D.....1963, '64
 Stewart, Josh.....2023, '24
 Stieneker, Edgar F.....1925
 Stilson, John.....2010, '11
 Stinson, Cye W.....1956
 Stinson, Craig.....2003, '04, '06, '07
 Stinson, Josh.....2006, '07
 Stockton, John H. Jr.....1954, '55, '56
 Stockton, Zach*.....2018
 Stone, Lloyd W.....1958, '59
 Stone, Robert S.*.....1938, '39, '40
 Storey, Boude.....1898
 Stouffer, Blake.....2006, '07, '08
 Stracener, Austin.....2022
 Strange, Billy Z.....1945, '48
 Stratta, Mark.....1996
 Strelitz, Brian.....2000, '01
 Strickhausen, George.....1944, '45
 Stripling, Ross.....2009, '10, '11, '12
 Strother, Claude P.....1937
 Stubblefield, Gandy.....2012, '13
 Stubblefield, Tyler.....2014, '15
 Sturges, Bryan.....2021
 Sullivan, Brady.....2024
 Sundstrom, Kenny.....1999
 Sussman, Rachel*.....2017
 Swain, Rob.....1984, '85
 Swan, Russ.....1985, '86
 Swanson, Perry.....1978, '81
 Sweet, Pat.....1989, '90
 Szekeley, Joe.....1980, '81, '82

T

Tankersley, Robert G.....1951, '52
 Targac, Ryan.....2021, '22, '23, '24
 Tate, Andi*.....2004
 Taylor, Blanton P.....1949, '51
 Taylor, Bobby.....1979, '80, '81, '82
 Taylor, Cole.....2018
 Taylor, Kirby.....2011
 Taylor, Lane.....1983
 Taylor, Logan.....2013, '14, '15
 Taylor, Phillip.....1983, '84, '85
 Taylor, Terry.....1987, '88, '89

Teague, Doug.....1980
 Thebeau, Kyle.....2006, '07, '08, '09
 Thodberg, V.W.....1915
 Thomas, Brandon*.....1996, '97
 Thomas, Brian.....1990, '91, '92, '93
 Thomas, Clint.....1974, '75
 Thomas, Richard E.....1957, '58
 Thomas, Rob.....1994
 Thompson, Jordan.....2021, '22, '23
 Thompson, Kirk.....1988, '89
 Thompson, Neal T.....1964, '65, '66
 Thompson, Rockey J.....1967, '68
 Thompson, Thomas E.....1910
 Thornell, Brett.....2011
 Thornton, Charles J.....1946, '47, '48
 Thorpe, Randall.....2009
 Thrift, David B.....1939
 Thurmond, Albert.....1973, '74, '75
 Thurmond, Mark.....1976, '77, '78, '79
 Tillman, Clay*.....2022
 Timmerman, Bailey O.....1938
 Timoney, Kevin*.....2021
 Todd, H.H.....1909
 Touchstone, William W.....1919
 Townsend, R.H.....1908, '09
 Tracy, Tab.....2023, '24
 Trimble, Rob.....1992, '93
 Truitt, Steven.....1997, '98
 Tucker, Hollis H.....1925, '26, '27
 Tucker, Stanley.....2023
 Tucker, Wyatt.....2021, '22, '23
 Turner, Buster.....1976, '77, '78, '79
 Turner, Clayton.....2005
 Turner, Stanley S.....1944, '47
 Tuttle, Clifford F.....1957
 Tyner, Jason.....1996, '97, '98

U

Ueckert, Matt.....2006, '07
 Uriegas, Estevan.....2009, '10, '11, '12

V

Van Horn, Harold G.....1944
 Van Houten, David.....1970
 Vanzura, Tex M.....1954, '55
 Vargas, Austin.....2024
 Varvel, Walter.....1967, '68, '69
 Vasquez, Anthony.....2006
 Vasquez, Jake.....2006
 Vass, Claude P.....1946, '47, '48
 Vaughn, Edwin Earl.....1968, '69
 Veltman, L.H.....1930, '31, '32
 Verde, Robert.....1976, '77, '78
 Vesmirovsky, Eddie.....1911, '12
 Vines, Jace.....2016
 Vinson, Andrew.....2013, '14, '15, '16
 Voelkel, A.E.....1936, '37
 Voelkel, Travis T.....1934, '35
 Vossos, Justin.....2023, '24

W

Wacha, Michael.....2010, '11, '12
 Walker, Harold F.....1947
 Walker, Johnny Dell.....1968
 Walker, Matt*.....2016
 Walker, Robert V.....1943
 Wallace, Greg.....1985
 Wallace, Guy E.....1949, '50, '51
 Wallace, James L.....1971, '72, '74
 Walston, Daniel*.....1972, '73, '74
 Walters, Aaron.....2018, '19
 Wansing, Troy.....2023, '24
 Ward, Arland*.....1910
 Ward, Matt.....1998, '99

ALL-TIME LETTERWINNERS

Wardinsky, Ryan	2000, '01, '02
Warpinski, Ryan	2002
Warren, Alexander J.	1961
Warren, Jeffrey	1966
Warriner, Mark	1978, '79
Warwick, Jaren	2023
Washburn, Jason	1994, '95
Wasson, Robert J.	1947
Wathen, R.C.	1911
Watkins, Jack	1912
Watson, Hunter	2019
Weaver, John E.	1934
Weber, Chris	2019, '21
Weber, Earl T.	1933
Weinberger, Brett	1991
Weir, David*	1987, '88, '89
Weir, Don	1996
Weir, H.B.	1917
Welborn, Joseph S.*	1906
Welch, H.G.	1937
Weller, Courtney	1997, '98, '99
Wellman, Joel*	1992, '93
Wells, Kasen	2023
Wells, Titus	1982
Wendt, P.E.	1928, '29, '30
Werner, Trevor	2021, '22, '23
Wernig, Pat	1986, '87
Wessendorff, Joe A.	1905, '07
Westerlage, Gary	1985
Weston, F.H.	1929
Whealy, Blake	1999
Whelan, Kevin	2003, '04, '05
Whiddon, Winston	1976, '77
Whipkey, Walter W.	1910, '11
Whistler, Anthony*	1995
White, Boomer	2016
Wickes, Henry G.	1909
Wickes, W. Maxey	1903, '04, '05, '06
Williams, Ira L.	1902, '03
Williams, Jack	1924, '25
Williams, James M.	1953, '54, '55
Williams, Paul	1910
Williams, R.J.	1937, '38, '39
Williams, Travis	1989, '90, '91, '92
Williamson, L.M.	1927
Willingham, W.L.	1944, '46, '47, '48
Wilson, Alan	1975, '76, '77
Wilson, Alex	2009
Wilson, E.A.	1921, '23
Wilson, Fay	1923, '24, '25
Wilson, Kaiden	2024
Wingate, Allonte	2018, '19
Winkler, James C.	1945
Winner, Kenneth Michael	1968
Winslett, Garrett*	2017
Wise, Paul E.	1918
Witte, Trey	1989, '90, '91
Wittkamp, Robert	1972, '73
Wohlfahrt, Kyle*	1994, '95
Wolf, Rich*	1987, '88
Wong, Travis	2000, '01, '02
Wood, Brandon	2010, '11, '12, '13
Wood, John	1990
Woodruff, Randy	1978, '79, '80
Woods, John	1973, '74
Worden, Joseph R.	1956, '57
Work, Charles M.	1952, '53
Wortham, Clarence R.	1959, '60
Wren, Don	1986, '87
Wright, Lucien	1913
Wunsch, Kelly	1991, '92, '93
Wyman, J.D.	1927, '28

Z

Zander, Walker	2022
Zatopek, Elo J.	1956

* indicates manager or trainer.

EDITOR'S NOTE:

Additions or changes to this list from credible sources are appreciated.

Y

Yarbrough, Hermond E.*	1958
------------------------------	------