





"Carpe Somnia" is Latin for seizing your dreams by turning them into tangible reality through consistent effort and action. Success often hinges on small margins, and it's the willingness to show up, work, and build habits that separates skill from luck. Preparation "loads the dice" for success, turning unlikely outcomes into expected ones. The journey is long, but by taking small, intentional steps every day, we can climb the mountain of our dreams.

Table of Contents

YEAR 6: CARPE SOMNIA	1
ABOUT THE PROGRAM	3
Reed Arena	4-5
Cox-McFerrin Center for Aggie Basketball	6-7
Gameday Experience	8-9
The Southeastern Conference	10-13
Aggies in the Spotlight	14-15
First-Class Travel	16-17
Aggie Basketball Travels the World	18-19
#getBETTER Offseason Workouts	20-21
Building Chemistry with Boot Camp	22-23
Buzz's Bunch	26-27
Quote Shirts	28-29
Adidas & Texas A&M	30-31
Strength & Conditioning	32-33
Leadership Lectures	34-35
Charity Softball Game	36-37
Aggies in the NCAA Tournament	40-41
Back-to-Back-to-Back NBA Champs	42
Coaching Ties to the NBA	43

MEET THE AGGIES	45
Team Photo / Roster	46-47
Student-Athlete Bios	
0 Jace Carter	48-49
1 Zhuric Phelps	50-51
2 Hayden Hefner	52-53
4 Wade Taylor IV	54-55
9 Solomon Washington	56-57
10 CJ Wilcher	58-59
11 Andersson Garcia	60-61
15 Henry Coleman III	62-63
21 Pharrel Payne	64-65
24 Jaelyn Lee	66-67
35 Manny Obaseki	68-69
5 George Turkson Jr.	70
7 Andre Mills	70
14 Chris McDermott	71
18 Janusz Ratowski	71
Student Managers	72
COACHING, SUPPORT STAFF & ADMINISTRATION	73
Buzz Williams, Head Coach	74-77
FAMILY	78-83
Devin Johnson, Associate Head Coach	84-85
Lyle Wolf, Assistant Coach	86-87
Steve Roccaforte, Assistant Coach	88-89
Vince Walden, Assistant Coach	90-91
Dale Layer, Special Assistant to the Head Coach	92-93
Eddie Benion, Associate Athletic Trainer	94
Steve Gephardt, Director of Strength & Conditioning	95
Josh Chambers, Director of Creative	96
Grant Hendrix, Director of Operations	97
TJ Ryan, Director of Scouting	98
Antonio McKenzie / Landry Moffett	99
Wabissa Bede / Craig Bisacre	100
Brad Marquardt / Macy Richardson	101
Cesar Rodriguez / Shane Sinon / Jelani Spain	102
Trev Alberts, Director of Athletics	103
Jamie Vaughn / Lance Troester	104
John Sharp / General (Ret.) Mark Welsh III	105
About Texas A&M	106
HISTORY	107
INDIVIDUAL RECORDS	148

2024-25 Official Guide to Texas A&M Basketball

EDITOR	Brad Marquardt
EDITORIAL STAFF	Texas A&M Athletics Communications
COVER & LAYOUT DESIGN	Nick Adkins, Craig Bisacre, Josh Chambers, Cobi Pace, 12th Man Creative
PHOTOGRAPHY	Craig Bisacre, Evan Pilat, Ethan Mito, Student photographers: Wesley Bowers, Brendall O'Banon, Sydney Morriss, Aiden Shertzer, Hayden Carroll, Brooke Humphrey, Rachel Mahan and Glen Johnson; Getty Images
PRINTING	Integ - Bryan, Texas

TEXAS A&M QUICK FACTS

LOCATION	College Station, Texas 77842
FOUNDED	1872 (opened 1876)
ENROLLMENT	77,105 (Fall 2024)
NICKNAME	Aggies
COLORS	Maroon and White
CONFERENCE	Southeastern
HOME COURT	Reed Arena (12,989)
CHANCELLOR	John Sharp
PRESIDENT	General (Ret.) Mark A. Welsh III
DIR. OF ATHLETICS	Trev Alberts
FACULTY ATHLETICS REP	Dr. Paul Batista
HEAD COACH	Buzz Williams (Oklahoma City '94)
ASSOC. HEAD COACH	Devin Johnson (UNO '08)
ASSISTANT COACHES	Lyle Wolf (Transylvania '10) Steve Roccaforte (Lamar '89) Vince Walden (Longwood '01)
SPECIAL ASST TO HC	Dale Layer (Eckerd College '80)
DIRECTOR OF OPS	Grant Hendrix (Auburn '17)
DIR. OF SPORT PERFORMANCE	Steve Gephardt (Arizona St. '04)
DIR. OF SCOUTING	TJ Ryan (Franklin College '18)
DIR. OF PLAYER RELATIONS	Antonio McKenzie (UNT '04)
DIR. OF CREATIVE	Josh Chambers (Virginia Tech '14)
SR. ASSOC. ATHLETIC TRAINER	Eddie Benion (Missouri '95)
ADMIN. COORDINATOR	Landry Moffett (Texas A&M '22)
GRADUATE ASSISTANTS	Shane Sinon (Liberty '22) Jelani Spain (Texas A&M '24)
PROGRAM AIDE	Wabissa Bede (Virginia Tech '20)
2023-24 RECORD	21-15 SEC (t7th) Home: 10-5 Away: 6-6 Neutral: 5-4
2024 POSTSEASON	NCAA Tournament (9-seed)



ABOUT THE PROGRAM

2024-25 OFFICIAL GUIDE

HOME OF THE 12TH MAN / GIG 'EM AGGIES
REED ARENA / 30.6060° N, 96.3462° W



Reed Arena

Reed Arena, the home of the Aggies since 1998, is a 12,989-seat special events center located on the west side of Texas A&M University's sprawling campus.

Complete with the amenities of an NBA arena and the atmosphere of a collegiate setting, Reed Arena provides A&M with one of the best basketball arenas in the southwest and provides first-class accommodations not only for Aggie basketball but for major concerts, commencement ceremonies and a variety of other events.

The arena is named for Houston veterinarian Dr. Chester J. Reed, a 1947 graduate of A&M, and his wife, Billie Jean. In 1986, the Reeds contributed 265 acres of undeveloped land west of Houston to the university, forming the nucleus of assets used to fund the facility. In 2022, the Reed Arena court was named "Gary Blair Court" in honor of National Champion and Naismith Basketball Hall of Fame women's basketball coach, Gary Blair.

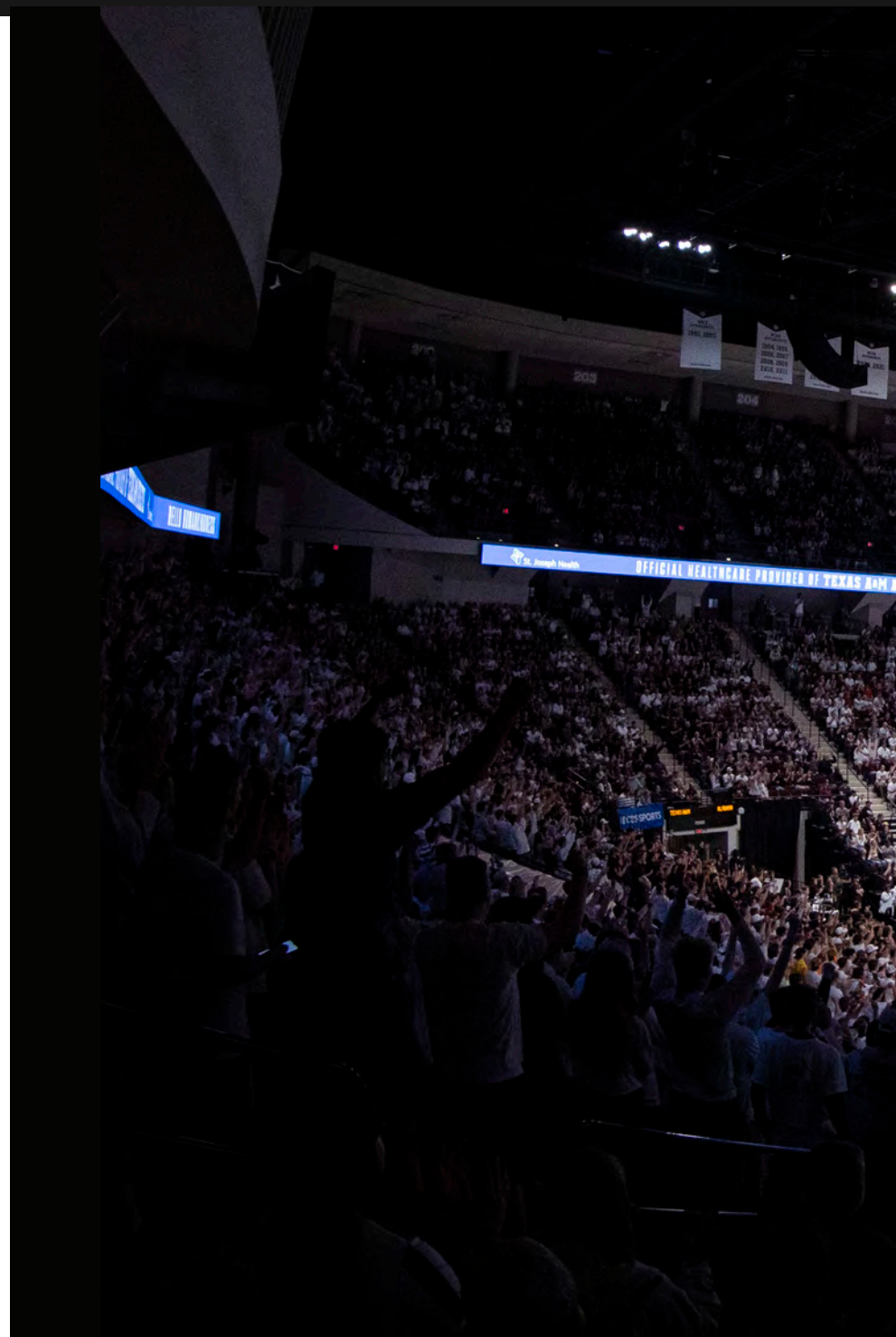
The playing surface was re-designed for the 2023-24. The new court features the popular Lone Star logo in maroon at mid-court, which makes this the fifth iteration of the Reed Arena court that features the shape of Texas. The court markings are maroon, including the 3-point line of 22 feet, 1.75 inches.

The hardwood court is surround by a maroon apron, which for the first time, features the text "Welcome to Aggieland" in white. Additionally, Texas A&M's online presence is featured on the court with athletics' X and Instagram handle of @12thMan and the web address of 12thMan.com.


There are 10 meeting rooms in Reed Arena which can house a variety of events. Pregame and post-game gatherings are planned for many games and will regularly occupy the 6,000 square foot room high atop the second level on the east side.

Top 10 Crowds

14,036	vs. Kentucky	1/19/2022
13,888	vs. LSU	1/9/2016
13,717	vs. Texas	2/27/2010
13,657	vs. Kansas	2/15/2010
13,648	vs. Texas Tech	1/30/2010
13,584	vs. Oklahoma State	2/16/2008
13,555	vs. Texas	1/30/2008
13,300	vs. Texas	1/31/2011
13,263	vs. Kentucky	2/10/2018
13,203	vs. Missouri	3/3/2007







Cox-McFerrin Center for Aggie Basketball

During the summer of 2019, the Cox-McFerrin Practice Center went through a facelift that transformed both the coaches offices and practice gym.

The court in the practice gym was repainted to reflect the new NCAA rules on changed lines. New graphics were printed and displayed throughout the facility to reflect Coach Williams' philosophy and honor the program's history with imagery that displays Aggies in the NBA as well as tournament appearances.

The weight room was completely overhauled with windows, graphics, state-of-the-art equipment and brand-new flooring.





CINDY & KENDALL A. MILLER '88 MEN'S BASKETBALL

ABOUT THE PROGRAM

Gameday Experience

The Aggies are proud to call Reed Arena their home as they enter their 27th season inside the 12,989-seat arena.

Texas A&M has enjoyed great success at Reed Arena as they hold a 322-105 record at the facility and have not had a home losing season since 2003-04.

The 12th Man plays a critical role at all home games as the Reed Rowdies, Texas A&M's student section, create a raucous environment behind both goal posts, giving the Aggies one of the best environments in the country.

Adding to the ambience of the game are a DJ and emcee that entertain fans of all ages pregame and throughout the game during media timeouts.

Giving the Aggies one of the best home-court advantages in the SEC and NCAA, Reed Arena averaged 9,280 fans per contest, including two sellouts, in 2022-23 while helping the team to its first undefeated conference home schedule since 1980.





The Southeastern Conference

Individual Success

- In 2024, Kentucky's Reed Sheppard earned the SEC's third straight National Freshman of the Year (Auburn's Jabari Smith in 2022 and Alabama's Brandon Miller in 2023).
- Tennessee's Dalton Knecht was named a 2024 Consensus First Team All-America while Alabama's Mark Sears was a Consensus Second Team All-America.
- Five players earned All-America honors from the Associated Press in 2024: Tennessee's Dalton Knecht (1st team), Alabama's Mark Sears (2nd team), Auburn's Johni Broome (3rd team), Kentucky's Antonio Reeves (honorable mention), and Kentucky's Reed Sheppard (honorable mention).
- 65 SEC players have been selected in the last seven NBA Drafts. That leads all conferences: 57 ACC, 46 Pac-12, 45 Big Ten, 34 Big 12
- 38 SEC players have been selected in the first round of the last seven NBA Drafts. That leads the nation: 35 ACC, 23 Pac-12, 19 Big Ten, 18 Big 12 and 13 Big East.

- 20 NBA Draft Lottery picks in the last seven years are the most in the nation. That leads the nation: 15 ACC, 10 Big 12, 10 Big Ten, 7 Pac-12, and Big East 6.
- Six No. 1 overall NBA Draft picks since 2010, including Georgia's Anthony Edwards in 2020.
- 92 players from SEC schools were on 2023-24 NBA Opening Day rosters. Twelve of 14 SEC schools were represented and at least one SEC player was on 29 of the 30 NBA rosters.
- Eight former SEC players were named to the 2024 NBA All-Star roster: Bam Adebayo (MIA/UK), Devin Booker (PHX/UK), Anthony Davis (LAL/UK) Anthony Edwards (MIN/UG), Shai Gilgeous-Alexander (OKC/UK), Tyrese Maxey (PHI/UK), Julius Randle (NYK/UK), and Karl-Anthony Towns (MIN/UK).
- Four players from SEC schools – Anthony Davis (LAL/UK), Devin Booker (PHX/UK), Anthony Edwards (MIN/UG), and Bam Adebayo (MIA/UK) – were members of the USA Basketball's gold medal winning team at the 2024 Paris Olympics.
- Six players from SEC schools were named to the NBA's 75th Anniversary Team: Charles Barkley, Auburn; Anthony Davis, Kentucky; Pete Maravich, LSU; Shaquille O'Neal, LSU; Bob Pettit, LSU; Dominique Wilkins, Georgia.

Team Success

- The SEC has had 43 NCAA Tournament selections over the last six tournaments (7.2 per tournament).

- A record-tying 10 SEC teams received postseason bids in 2023 and 2024. The SEC's eight NCAA Tournament selections in both 2023 and 2024 tied its previous best set in 2018. Additionally, two SEC teams competed in the NIT each year.
- Eight NCAA Tournament selections in 2024, 2023 and 2018 are the most in league history.
- 14 of 14 SEC teams have made at least one NCAA Tournament appearance in the last nine tournaments.
- The SEC has had at least one team advance to the Sweet 16 in 33 of the last 34 tournaments.
- Nine different SEC teams have advanced to the Sweet 16 in the last seven NCAA Tournaments. All 16 SEC members have advanced to the Sweet 16 since 1996.
- The SEC has advanced at least one team to the Elite Eight in 10 of the last 14 tournaments.
- The SEC has advanced a team in the Final Four seven of the last 13 tournaments.
- Since the 2018-19 season, four different SEC schools have been ranked No. 1 in the Associated Press Poll: Alabama 2023, Auburn 2022, Kentucky 2020, and Tennessee 2019.
- Ten different SEC schools have been ranked No. 1 in the Associated Press Poll: Alabama, Arkansas, Auburn, Florida, Kentucky, Missouri, Oklahoma, South Carolina, Tennessee and Texas.



Coaching Success

- Three coaches enter the 2024-25 season ranking among the winningest active coaches in the nation: John Calipari (1st with 813 wins), Rick Barnes (2nd with 806 wins) and Bruce Pearl (12th with 683 wins).
- Five coaches have been named national coach of the year: Rick Barnes, Chris Beard, John Calipari, Bruce Pearl and Rodney Terry.
- Nine coaches have coached in the Elite Eight: Rick Barnes, Chris Beard, John Calipari, Porter Moser, Nate Oats, Bruce Pearl, Rodney Terry, Mike White and Buzz Williams.
- Six coaches have coached in the Final Four: Rick Barnes, Chris Beard, John Calipari, Nate Oats, Porter Moser and Bruce Pearl.
- Two coaches have won national championships: John Calipari (Kentucky 2012) and Bruce Pearl (Southern Indiana 1995).
- As a group, the SEC's coaches have amassed more than 5,000 career wins, including 167 NCAA Tournament victories.

Fan Support

- The SEC ranked second nationally with 2,826,719 fans attending games during the 2023-24 season. An average of 11,633 fans attended games at SEC schools in 2024, an increase of 289 from 2023.
- Three of the top five attendance leaders in 2023-24 were from the SEC. Kentucky ranked third in the nation with a total attendance of 358,702 (19,928 average), Tennessee ranked fourth with 314,617 fans (19,664 average) and Arkansas was fifth with 343,905 fans (19,106 average).

Success Off The Court

- A record 104 men's basketball students were named to the 2023-24 SEC Academic Honor Rolls for having a grade point average of 3.00 or above for either the preceding academic year or a cumulative grade point average of 3.00 or above.
- Former Missouri forward Kobe Brown was honored as a recipient of the NCAA Today's Top 10 award and was honored at the NCAA Convention in January 2024. The award recognizes former student-athletes for their exceptional athletic and academic achievements, as well as their contributions to their campuses and communities.
- Three Men's Basketball Academic All-America of the Year hail from the SEC: Alec Kessler, UG (1989 & 1990); Bruce Elder, VU (1993), Matt Bonner, UF (2002 & 2003), Canyon Berry, UF (2017) and Skylar Mays, LS (2020).
- The Men's Basketball Leadership Council is one component of the SEC Student-Athlete Leadership Council. The others are the Women's Basketball Leadership Council and the Football Leadership Council. The student-athletes who comprise the SEC Men's Basketball Leadership Council are: Houston Mallette, Alabama; Lawson Blake, Arkansas; Corey Williams, Auburn; Micah Handlogten, Florida; RJ Godfrey, Georgia; Grant Darbyshire, Kentucky; Trace Young, LSU; Robert Cowherd, Ole Miss; Cameron Matthews, Mississippi State; Tamar Bates, Missouri; Jacob Cole, Oklahoma; Jordan Butler, South Carolina; Jahmai Mashack, Tennessee; Kadin Shedrick, Texas; Jace Carter, Texas A&M; Coleson, Vanderbilt.









Aggies in the Spotlight

Texas A&M embraces its large and growing presence in the local, state and national media.

Since the inception of the SEC Network, Texas A&M's presence has grown exponentially with nearly every game on the ESPN family of networks. For the seventh consecutive year, all conference games air on ESPN, ESPN2, ESPNU or SEC Network.

Additional home non-conference games air on SEC Network+, which can be seen throughout the United States on the Watch ESPN app.

With the additional exposure, student-athletes are requested for numerous interviews throughout the season on various platforms (television, print and podcasts/radio).

Following every game, two student-athletes and head coach Buzz Williams address the media.





First-Class Travel



The Texas A&M Men's Basketball team travels in a first-class manner to all of their road games.

The Aggies utilize a luxury charter jet that allows them a flexible schedule and minimizes lost class time. With Easterwood Airport less than three miles away from Reed Arena, Texas A&M's travel time is as efficient as possible.

In the event the Aggies don't charter a flight, first-class busses are reserved that feature state-of-the-art entertainment features and luxury comfort.

After reaching their destination, the Aggies always stay in top-of-the-line hotels to maximize rest prior the game.

One of Texas A&M Athletics' primary objectives is to provide an unmatched student-athlete experience and that mentality can be seen first-hand when the Aggies travel.





Aggie Basketball Travels the World

Texas A&M basketball players are able to broaden their horizons on once-every-four-years international tours.

In the Summer of 2024, the Aggies enjoyed a week-long tour of the Bahamas. While in Nassau and Paradise Island, the Aggies played a trio of FIBA rules exhibitions at the Atlantis Resort. The Aggies came away with a sweep of Raw Talent Elite (100-49), BC Zalgiris Kaunas (89-59) and the Puerto Rico National Team (83-70).

"The biggest benefit of a foreign tour was broadening the experience for the student-athletes," Aggie head coach Buzz Williams said. "This was a unique opportunity for our guys to experience another culture. We had the privilege of serving those less fortunate than us while we are there. Our program is grateful to our administration and the 12th Man for their support of our Bahamas tour and thanks for the opportunity to make some great memories."

Previously, the Aggies toured Costa Rica in the summer of Williams' first season at Texas A&M in 2019. Other Texas A&M foreign tours over the years have included: Italy and Greece in 2015, Switzerland and France in 2011 and Italy in 2003.





ITALY/GREECE 2015



BAHAMAS 2023



SWITZERLAND/FRANCE 2023



ITALY/GREECE 2015

#GetBETTER in the Offseason

In today's college basketball, the season isn't just from November to the first weekend of April.

To be an elite team and consistently make the NCAA Tournament, Coach Williams' teams are constantly trying to #getBETTER as they work hard throughout the calendar year.

Using a wide-range of drills and activities, Texas A&M works tirelessly toward their goals with a single focus and purpose.

Since their arrival to College Station, Coach Williams and staff have brought a new mindset of physicality and student-athlete well-being. The players have seen tangible results, both on and off the court, which leads to an overall better lifestyle.





Building Chemistry with Boot Camp

A staple of every Buzz Williams' program, Boot Camp signals the unofficial start to each season. Boot Camp occurs each year prior to the start of official practices and pushes the team to their physical and mental limits. Each session helps prepare the student-athletes to become better teammates and persevere through all of the obstacles they may face throughout their season and careers.

The week-long program features sessions that mostly occur in the morning before sunrise. Each player must successfully pass each session before advancing to the next. The week culminates as every player dons their game jersey and staff dresses up in gameday attire as the team literally runs through their schedule. Beginning with the exhibition game and ending with national championship, each game on the schedule represents a different drill the team must complete.

While Boot Camp tests the players physically, there is nothing that compares to the team chemistry that is built during the grueling week. Players are forced to rely on their teammates and new leaders emerge. Players see firsthand the level of teamwork needed to complete Boot Camp and form a tight bond that lasts over the course of the season. After completing the final drill, all the blood, sweat and tears turns into pure joy as the players are gifted with adidas gear for the new season.









Buzz's Bunch

While Texas A&M is known for its traditions, head coach Buzz Williams has a tradition of his own with his program, Buzz's Bunch.

Buzz's Bunch is a program with a primary objective of helping children with special needs come together socially while hopefully falling in love with game of basketball.

Buzz's Bunch began in 2008 when Williams was the head coach at Marquette University in Milwaukee, Wisc., and it continued to flourish during his time in Blacksburg, Va., at Virginia Tech. The free program has blossomed into a community with more than 300 members across the nation, many of whom remain in close contact with Coach Buzz.

Among the benefits of joining Buzz's Bunch are a pair of opportunities to interact with Coach Buzz, his staff and members of the Texas A&M men's basketball team. This past summer, members had the opportunity to partake in basketball drills, tour the Texas A&M basketball facilities as well as taking a photo with Coach Buzz.

Members also received free tickets to their choice of selected non-conference games and had the chance to spend time with players and staff on the court before warmups.





The Quote Shirts Tradition at Texas A&M

Quote Shirts have been a pillar in the culture of Coach Buzz Williams' programs throughout his career as a head coach.


Coach Williams gives Quote Shirts to the players and staff throughout the season to show them that he loves them, and also the shirts serve a bigger purpose with stories and seminars within its context.

Each individual Quote Shirt carries a life lesson or story behind its design for which the people within the men's basketball family can relate.

Whether the shirt reminds the players of a moment, value or just a simple sentence or phrase designed to help them #getBETTER, it carries a deeper meaning.

These shirts forever serve as a reminder for all involved with the program to do right for the rest of their lives.





YOUR CONFIDENCE
CAN ONLY COME FROM
YOUR WORK

WHAT'S YOUR LEVEL AT?

THE RACE TO MATURITY

WIDE OPEN

CRESCENDO

EVERYTHING MATTERS

JUST TODAY

LET'S GO

CHANGE IS INEVITABLE
GROWTH IS OPTIONAL

PEOPLE TEND TO BECOME WHAT THEY THINK ABOUT THEMSELVES

JOURNEY

I AIN'T GONNA EVER LET YOU DOWN

YOUR WORDS AIN'T GONNA MATCH UP

STEADFAST

WILL I BEERIN NUN I DEEPIN

BE A FORTIN NOT A

Take Care of Your Spirit + Uncomfortable

ACTIONS INTENTIONS

TAKE THE RED PILL Everyday

'US' = WE > ME

EVENT RESPONSE OUTCOME

THIN LINE

Just Throw a Good Patch

3208

EVER LET THAT INFLUENCE THIS

AIR TIME EQUALS OUR TIME

In order to Climb THE LADDER, GO ONE STEP AT A TIME

HUNT

All Success LAGGING Indicators

WHERE THERE'S LIVE THERE'S MAGIC

ALL ABOUT THIS

COMPARISON



adidas & Texas A&M

Impossible is Nothing

Through Texas A&M's partnership with adidas, the Aggies are outfitted from head-to-toe with one of the top athletic apparel companies in the world.

From the latest shoes to the finest practice and game gear that features the highest quality of design and technology, student-athletes enjoy the benefits of being an adidas school.

Players receive everything from jerseys to off-court apparel such as performance shirts, warm-ups, sweat suits, shooting shirts and t-shirts.





Preparing for the SEC Season with Coach Gephardt

To keep up with the rigors of a college basketball season, Texas A&M student-athletes prepare themselves throughout the year in a newly-renovated weight room located in the Cox-McFerrin Center.

The Aggies' weight room went through a recent complete overhaul with new flooring and equipment that is outfitted with the latest technology. New lights and an audio system were installed to help student-athletes get the most out of their workouts.

Under the guidance of Director of Sport Performance Steve Gephardt, the Aggies' strength and conditioning program is one of the best in the nation. Coach Gephardt's workouts are based on the fact that no two players are built the same.

Individual programs are built for each player to help them maximize their strength, stability and mobility. In an effort to prevent injuries over the course of a season, workouts are comprised of Olympic lifts as well as bilateral movements.





Molding Young Minds

Always seeking to connect to young people, Buzz Williams has served as a lecturer during the fall semesters on the campuses of Texas A&M and Virginia Tech.

Most recently Williams co-taught a sports management course, after guest lecturing for a leadership education class the previous two fall semesters.


Dr. Darin Paine, Associate Director for the Hollingsworth Center, said, "Whenever students can learn from a presenter such as Coach Buzz Williams, there are many opportunities for personal and professional gain. It could reinforce what they are already learning, or present a new concept, or allow them to hear something that applies to their life right now. There are countless opportunities to benefit from an experience like this. Coach Williams is a high achiever, lifelong learner, and very enthusiastic about teaching. He has so much to offer and we are thrilled with this partnership."

Williams considers teaching a class about the principles of leadership part of his responsibility to the next generation.

"The world needs as many good leaders as possible," Williams said. "Anything I can do from the chair that I sit in to potentially contribute an inkling of that, that's what I want to do. I just hope maybe that one thing I'll say, because I'm probably saying it in a different way than the way they've heard, maybe it will resonate, maybe it will help them on their path of leadership."

Among the featured topics for series have been: "Learning How You Learn," "Leading Through Change," "The Birthday Paradox," "The Principal-Agent Problem" and "Never Assume Anything."





Fun at the Ballpark: Buzz's Bunch Charity Softball Game

Prior to each Fall semester, the Aggies host a Charity Softball Game at Davis Diamond with all proceeds from the fun event supporting Buzz's Bunch, which is a program with a primary objective of connecting young people with special needs to the game of basketball with an invitation to a game in the fall and a summer clinic.

Originally founded during William's time in Milwaukee, Wisconsin at Marquette, Buzz's Bunch continued during his time in Blacksburg, Virginia at Virginia Tech and now at Texas A&M. Every player, coach and staff member has been lucky to develop a relationship, learn and grown from these children as Buzz's Bunch has grown to more than 500 members spanning all three cities.

It is traditionally the first public event of the school year and the first opportunity for fans to see their team. The fun, yet competitive, games pit the players vs. the coaches and staff with Coach Williams as the all-time pitcher.







21 Colman III 2 4 0 2
 22 Radford 27 5 5 2

10 TURNERS 8
 43 TOTAL REBUNDS 35
 14 OFF REBUNDS 12

STEPS 7

20 Jones 4 2 1 2

KBTX 3





Aggies in the NCAA Tournament

Texas A&M has made 16 appearances in the NCAA Tournament and has made the field in 10 of the last 16 years, including the past two seasons under head coach Buzz Williams.

The Aggies are 14-17 all-time in the NCAA Tournament and have advanced to the round of 16 five times - 1951, 1969, 1980, 2007 and 2016 .

This included a trio of Sweet 16 appearances since the tournament field expanded to 48 teams - in 1980, under the direction of Shelby Metcalf, in 2007, led by head coach Billy Gillispie, and in 2016 under Billy Kennedy.

Williams, in previous coaching stints at Marquette and Virginia Tech, led the Golden Eagles and Hokies to eight tournament appearances in 11 years and has four career Sweet Sixteen appearances and one Elite Eight berth.





Back-to-Back-to-Back NBA Champs



Hometown legend Alex Caruso reached the top of the basketball world on October 11, 2020, as he and the Los Angeles Lakers defeated the Miami Heat to win the NBA Finals.

In the clinching game six victory, Caruso entered in to the starting lineup and registered four points, five assists and three rebounds in 33 minutes of action.

The College Station native was an integral part in the Lakers success during the 2020-21 season as he played in 64 games, averaging 5.5 points, 1.9 rebounds and 1.9 assists per game.

During his time at Texas A&M, Caruso etched his name into the record book as he holds the school records for assists with 649 and steals with 276. He and the Aggies won a share of the 2016 SEC Regular Season Championship and later advanced to the Sweet Sixteen after a dramatic comeback against Northern Iowa that will live in infamy.



Former Texas A&M standout Chris Middleton and the Milwaukee Bucks won the 2021 NBA Championship, defeating the Phoenix Suns in six games.

A 2011 All-Big 12 performer, Middleton averaged 23.6 points per game while adding 7.6 rebounds and 5.1 assists.

In game four of the NBA Finals, Middleton went off for 40 points in the Bucks' 109-103 victory. Prior to game five of the Finals, Middleton had made 15 field goals to tie or take the lead in the fourth quarter or overtime, which tied him with LeBron James for most all-time in a single playoff run in the past 25 years.

Additionally, Middleton, Giannis Antetokounmpo and Jrue Holiday became the first trio of teammates to each record 25 points on 50 percent shooting in a game since 1985.

Middleton accomplished all of this in the NBA Playoffs while also taking seven hours of classes during the Summer I semester at Texas A&M.



Arguably the most successful NBA Aggie, DeAndre Jordan added NBA Champion to his professional resume as a member of the 2022-23 Denver Nuggets, defeating the Miami Heat 4-1 to earn the franchise's first World Championship.

Jordan, who helped the Aggies to 24-9 record in his lone season in 2007-08, has earned a spot on the All-NBA team three times, including first-team honors in 2016. Twice, the 6-foot-11 Jordan has been named to the NBA All-Defensive First Team and he led the NBA in rebounds per game in 2013-14 (13.6) and 2014-15 (15.0).

As Texas A&M's first basketball Olympian, Jordan helped Team USA to the gold medal at the 2016 Olympic Games in Rio de Janeiro, Brazil while leading the Americans in rebounds with a 6.1 average and chipping in 7.4 points in eight games at the Summer Olympiad.

Ties to the NBA

BUZZ WILLIAMS

- Buzz Williams has coached, recruited or developed 16 NBA players over the course of his career, totaling over \$480 million in total salaries and over 3,000 games played. Williams is in his 18th season as a head coach and sixth season at the helm of the Aggie basketball team.
- Has over 30 years of coaching experience at the NCAA Division I level with head coaching stops at New Orleans, Marquette, Virginia Tech and Texas A&M.
- The combined salary of Williams-coached players in the NBA is the third-highest among all college head coaches.
- Coached six-team NBA All-Star Jimmy Butler and 12-year NBA veteran Jae Crowder.



NBA Summer League Reunion

Buzz Williams and staffers Lyle Wolf and Devin Johnson reunited with "Team Bus 1" alumni Dexter Dennis, Quenton Jackson, Justin Robinson and Zach LeDay at a 2024 NBA Summer League game.

DEVIN JOHNSON

- Experienced staff member who has worked in many phases of college and professional basketball.
- Has taken on new assignments and excelled throughout his career in the NBA and with Coach Williams.
- Oversees the Aggies' defensive strategies.
- Has experience in student-athlete on-court and academic development.
- Has gained the respect of student-athletes and staff due to his tireless work efforts.



LYLE WOLF

- Began his career as a graduate assistant for Coach Williams at Marquette and now serves as the "offensive coordinator" for the Aggies.
- His broad base of expertise enables him to handle a wide-range of responsibilities that aid in player development.
- Has played a large role on NCAA Tournament teams at Marquette, Virginia Tech and Texas A&M.



STEVE ROCCAFORTE

- Has assembled top 20 recruiting classes at seven institutions, including the nation's top-rated class at Memphis in 2001.
- During his career, Roccaforte has coached, signed or received commitments from 29 future NBA players, including six-time All-Star Amare Stoudemire and 2008 NBA Champion Kendrick Perkins, along with first-round draft picks DeJuan Wagner, Antonio Burks, Qyntel Wood, Rodney Carney, Nickeil Alexander-Walker.
- According to former ESPN Senior Recruiting Analyst and longtime NBA Director of Player Personnel Dave Telep, Roccaforte is one of the 25 hardest-working coaches in the nation as well as one of the top 15 recruiters in the country.



VINCE WALDEN

- Veteran coach has coached or developed more than 50 professional players, including 2014 second round NBA Draft picks Dwight Powell and DeAndre Daniels.
- Has more than 20 years of coaching experience with collegiate stops at Liberty, Arkansas State and Elon and in the high school ranks at IMG Academy (Fla.).





GRADUATES & SENIORS

1975-76





MEET THE AGGIES

2024-25 OFFICIAL GUIDE

HOME OF THE 12TH MAN / GIG 'EM AGGIES
REED ARENA / 30.6060° N, 96.3462° W



2024-25 TEXAS A&M MEN'S BASKETBALL ROSTER

#	NAME	POS.	HT.	WT.	CL.-EXP.	HOMETOWN/HS/LAST SCHOOL
0	Jace Carter	G	6'-6"	225	Sr.-1L	Titusville, Fla. / Astronaut / Illinois-Chicago
1	Zhuric Phelps	G	6'-4"	190	Sr.-TR	Midland, Texas / Duncanville / SMU
2	Hayden Hefner	G	6'-6"	190	Gr.-4L	Nederland, Texas / Nederland
4	Wade Taylor IV	G	6'-0"	180	Gr.-3L	Dallas, Texas / Lancaster
5	George Turkson Jr.	G/F	6'-7"	220	Fr.-HS	Lowell, Mass. / Bradford Christian Academy
7	Andre Mills	G	6'-4"	205	Fr.-HS	Boston, Mass. / Brimmer and May School
9	Solomon Washington	F	6'-7"	220	Jr.-2L	New Orleans, La. / Carver
10	CJ Wilcher	G	6'-5"	210	Gr.-TR	Plainfield, N.J. / Roselle Catholic / Nebraska
11	Andersson Garcia	F	6'-7"	220	Sr.-2L	Moca, Dominican Republic / Hamilton Heights (Tenn.) / Mississippi State
14	Chris McDermott	F	6'-7"	225	Fr.-HS	Houston, Texas / Booker T. Washington
15	Henry Coleman III	F	6'-8"	250	Gr.-3L	Richmond, Va. / Trinity Episcopal School / Duke
18	Janusz Ratowski	F	6'-11"	225	Fr.-HS	Chotomow, Poland
21	Pharrel Payne	F/C	6'-9"	250	Jr.-TR	Cottage Grove, Minn. / Park / Minnesota
24	Jaelyn Lee	G/F	6'-8"	200	rSo.-1L	Paris, Texas / Paris
35	Manny Obaseki	G	6'-4"	200	Sr.-3L	Allen, Texas / John Paul II

#	NAME	POS.	HT.	WT.	CL.-EXP.	HOMETOWN/HS/LAST SCHOOL
0	Jace Carter	G	6'-6"	225	Sr.-1L	Titusville, Fla. / Astronaut / Illinois-Chicago
15	Henry Coleman III	F	6'-8"	250	Gr.-3L	Richmond, Va. / Trinity Episcopal School / Duke
11	Andersson Garcia	F	6'-7"	220	Sr.-2L	Moca, Dominican Republic / Hamilton Heights (Tenn.) / Mississippi State
2	Hayden Hefner	G	6'-6"	190	Gr.-4L	Nederland, Texas / Nederland
24	Jaelyn Lee	G/F	6'-8"	200	rSo.-1L	Paris, Texas / Paris
14	Chris McDermott	F	6'-7"	225	Fr.-HS	Houston, Texas / Booker T. Washington
7	Andre Mills	G	6'-4"	205	Fr.-HS	Boston, Mass. / Brimmer and May School
35	Manny Obaseki	G	6'-4"	200	Sr.-3L	Allen, Texas / John Paul II
21	Pharrel Payne	F/C	6'-9"	250	Jr.-TR	Cottage Grove, Minn. / Park / Minnesota
1	Zhuric Phelps	G	6'-4"	190	Sr.-TR	Midland, Texas / Duncanville / SMU
18	Janusz Ratowski	F	6'-11"	225	Fr.-HS	Chotomow, Poland
4	Wade Taylor IV	G	6'-0"	180	Gr.-3L	Dallas, Texas / Lancaster
5	George Turkson Jr.	G/F	6'-7"	220	Fr.-HS	Lowell, Mass. / Bradford Christian Academy
9	Solomon Washington	F	6'-7"	220	Jr.-2L	New Orleans, La. / Carver
10	CJ Wilcher	G	6'-5"	210	Gr.-TR	Plainfield, N.J. / Roselle Catholic / Nebraska

COACHING STAFF

Head Coach: Buzz Williams (6th season | Oklahoma City '94)

Assoc. Head Coach: Devin Johnson (6th season | UNO '08)

Assistant Coaches: Lyle Wolf (6th season | Transylvania '10), Steve Roccaforte (4th season | Lamar '89), Vince Walden (6th season | Longwood '01)



JACE CARTER

SENIOR (1L) • GUARD • 6-6 • 225

TITUSVILLE, FLA. • ASTRONAUT HS • ILLINOIS-CHICAGO

MAJOR: AG LEADERSHIP EDUCATION DEVELOPMENT

MINOR: COMMUNICATION

jacecarter0

jacecarter0

- **Started 16 games in his first season in Aggieland**
- **Tied for second on the team with 35 3-pointers**
- **Hit double figures in points in nine games with a season-high 14 vs. DePaul and Arkansas**
- **Had three double-digit rebound games with a season-high 12 vs. HCU**



doubles in points and rebounds, and he had eight games with 20-or-more points, including a career-high 28 vs. Stonehill ... As a freshman, Carter earned a spot on the Horizon League All-Freshman Team after starting 17 of the final 18 games of the season while contributing 8.1 points and 5.4 rebounds per game ... In two seasons at UIC, Carter averaged 13.1 points and 6.4 rebounds while seeing action in 51 games with 47

appearances in the starting lineup.

2023-24 (Junior)

Saw action in all 36 games with 16 starts in his first season in Aggieland ... Averaged 6.9 points and 4.7 rebounds in 24.9 minutes per game ... As a starter, Carter slashed 9.0 points/5.7 rebounds in 30.1 minutes per game ... Tied for second on the team with 35 3-pointers ... Ranked third on the team with 29 steals and his total points (247) and rebounds (169) ranked fifth on the squad ... Hit double figures in points in nine games with a season-high 14 vs. DePaul (12/6) and Arkansas (2/20) ... Had three double-digit rebound games with a season-high 12 vs. HCU (12/22) and Ole Miss (1/27) ... Posted his lone double-double of season vs HCU with 10 points and 12 boards.

at Illinois-Chicago

Earned second-team All-Missouri Valley honors as a sophomore at Illinois-Chicago in 2022-23 while averaging a team-high 16.6 points and 7.0 rebounds per game with team-high 53 steals ... Was one of four players nationally and the lone Missouri Valley Conference player to average more than 16.0 points while also totaling more than 50 steals and 200 rebounds during the 2022-23 campaign ... Posted five double-

High School

Coached by Kyle Gilreath at Astronaut High School ... was the 2020 and 2021 Class 4A Player of the Year by the Florida Athletics Coaches Association (FACA) and the Brevard Sports Network, as well as the 2021 State All-Star MVP ... Was the Florida Today Player of the Year in 2021 (no vote in 2020) ... Class 4A All-State by FACA and Source Hoops ... Named first-team All-Space Coast in 2019 and 2020 by Florida Today ... Four-time All-Cape Coast Conference selection ... As a senior, Carter averaged 24 points, 9 rebounds, 2 assists and 2 steals with a high scoring game of 45 vs. THS ... For his high school career, Carter set Astronaut school records for rebounds (862), field goals (811), 3-pointers (133), steals (224) and free throws (451) ... Was a four-year letterman for the War Eagles and led team to 83 wins in 109 games played.

Personal

Parents: Allison and Chris Carter

CAREER STATISTICS • ALL GAMES

	GP-GS	Min	Avg	FG-A	Pct	3FG-A	Pct	FT-A	Pct	O-D-Tot	Avg	PF	FO	A	TO	Blk	Stl	Pts	Avg
2021-22	21-17	527	25.1	61-141	.433	26-68	.382	22-32	.688	47-67-114	5.4	56	2	12	23	12	14	170	8.1
2022-23	30-30	1053	35.1	171-375	.456	53-176	.301	102-149	.685	47-163-210	7.0	74	2	48	65	22	53	497	16.6
2023-24	35-16	875	25.0	79-242	.326	34-141	.241	50-78	.641	53-111-164	4.7	59	2	21	22	7	28	242	6.9
TOTAL	86-63	2455	28.5	311-758	.410	113-385	.294	174-259	.672	147-341-488	5.7	189	6	81	110	41	95	909	10.6

*Spent the 2021-23 seasons at Illinois-Chicago







ZHURIC PHELPS

SENIOR (TR) • F • 6-4 • 190

MIDLAND, TEXAS • DUNCANVILLE HS • SMU

MAJOR: UNIVERSITY STUDIES - RACE, GENDER, & ETHNICITY

MINOR: SPORT MANAGEMENT | PSYCHOLOGY

zhuriccleveland

zvi11e

- **Was one of three AAC players to post more than 450 points, 80 assists and 60 steals in 2023-24.**
- **2024 NABC All-District 24**
- **2024 2nd Team All-AAC Team**

1

2023-24 (Junior at SMU)

Played all 33 games with 32 starts ... Averaged 14.8 points (12th AAC), 4.1 rebounds, 2.7 assists and 1.9 steals (5th AAC) to earn first-team NABC All-District and second-team All-AAC honors ... Scored in double figures in 29 games, including a season-high 24 with nine rebounds at Arizona State (12/6)... Had 21 points, 7 rebounds, 3 steals, 2 assist and a block in NIT first round at Indiana State (3/20) ...Hit 10-10 FTs and a game-tying 3 to send game to OT in win vs ECU (3/6) ... Named to AAC Weekly Honor Roll twice (11/27, 2/12) ... Named Fort Myers Tip-Off All-Tournament Team after a 17-point/12-rebound double-double vs. West Virginia (11/20) and 19 points vs. Wisconsin (11/22).

2022-23 (Sophomore at SMU)

Started all 30 games he played ... Averaged 17.5 points (6th AAC), 3.7 rebounds, 3.2 assists, (11th AAC) 2.3 steals (1st AAC, 16th NCAA) ... Scored 19+ in 17 games ... Had 5+ assists 8 times, including 7 of last 13 games ... Had 17 games with multiple steals ... Had 15 points and a career-high 10 assists for his first double-double vs ECU (2/19) ...Team-high 26 points and a career-high 7 steals at Wichita State (2/12) ...Had 19 points (3-3 on 3FG) and hit the game-winning FT with 3.0 seconds left, in the win vs Temple (2/8) ... Career-high 7 assists in the win vs USF (1/29) ... Had 23 points, hitting a career-high 5 threes, at Texas A&M (11/30) ... Had a career-high

28 points in the season opener vs A&M-Commerce (11/7) ... Earned AAC Player of the Week (12/26)...AAC Weekly Honor Roll (11/28, 2/13, 2/20) ... Hawaiian Airlines Diamond Head Classic All-Tournament Team.

2021-22 (Freshman at SMU)

Played 32 games ... averaged 3.8 points, 1.9 rebounds, 1.0 assists ... Had 10 points with 5 rebounds, 2 blocks and a steal in his first career start at Temple 2/16... Co-game-high 17 points in the win vs USF 1/13 ... Earned AAC Freshman of the Week (12/13)

High School

Coached by David Peavy at Duncanville HS ... Named Mr. Basketball in Texas as a senior after helping lead Duncanville to a 29-1 record and the Texas 6A State Championship ... Named UIL 6A MVP, becoming the first player in Texas to be named Mr. Basketball, win a State Championship and be State Tournament MVP since 2008... As a junior, he averaged 7.9 points, 2.9 rebounds, 1.8 assists and 1.5 steals for Duncanville team that finished 29-5 and reached the UIL Class 6A state semifinals before the tournament was canceled due to Covid-19 ... As a sophomore at Midland Lee, he averaged 15.8 points, 4.4 rebounds, 3.4 assists and 3.7 steals ... Coached in AAU by TJ Thomas with the Texas Impact 4:13... ESPN four-star prospect... Was ranked No. 2 in the state by Texas Basketball Review ... Phelps was ranked in No. 9 in Texas and No. 130 nationally by 247sports.

Personal

Parents: Angela and Cleveland Phelps

CAREER STATISTICS • ALL GAMES

	GP-GS	Min	Avg	FG-A	Pct	3FG-A	Pct	FT-A	Pct	O-D-Tot	Avg	PF	FO	A	TO	Blk	Stl	Pts	Avg
2021-22	32-1	478	14.9	48-124	.387	9-39	.231	18-30	.600	15-46-61	1.9	28	0	33	32	3	27	123	3.8
2022-23	30-30	940	31.3	187-475	.394	47-152	.309	103-169	.609	28-84-112	3.7	71	0	96	81	10	68	524	17.5
2023-24	33-32	964	29.2	170-440	.386	30-139	.216	120-162	.741	42-93-35	4.1	58	2	89	70	15	63	490	14.8
TOTAL	95-63	2382	25.1	405-1039	.390	86-330	.261	241-361	.668	85-23-308	3.2	157	2	218	183	28	158	1137	12.0

*Spent the 2021-24 seasons at SMU







HAYDEN HEFNER

GRADUATE (4L) • GUARD • 6-6 • 190
NEDERLAND, TEXAS • NEDERLAND HIGH SCHOOL
BACHELOR'S DEGREE: MARKETING - STRATEGIC RETAILING TRACK
CERTIFICATE: PUBLIC ADMINISTRATION

✕ haydenhefner5

📷 haydenhefner_

2

- Will wear the SEC Graduate patch in 2024-25
- Started 18 games last season while logging career highs in minutes, field goals, 3-pointers, free throws, rebounds and assists
- Poured in a career-high 24 points vs. HCU and double figure points in four games.

2023-24 (Senior)

Averaged a career-best 5.0 points per game (174 total) while seeing action in 35 games with 18 starts ... Reached double figures in four games, including a career-high 24 against HCU (12/22) ... Hefner also led all scorers with 19 and chipped in a season-high seven rebounds in the season-opening win over Texas A&M-Commerce ... Hit four 3-pointers on his way to 14 points in just 19 minutes against No. 19 FAU in the ESPN Events Invitational (11/24) ... For the season, he connected on 32 3-pointers, which was fourth-best on the team ... Logged career highs in minutes (497), field goals (60), 3-pointers, free throws (22), rebounds (59) and assists (22).

2022-23 (Junior)

Was one of the Aggies' top backcourt options off the bench with 102 points and a team-best 17 3-pointers as a reserve ... Saw action in 32 games with a start in the Aggies' win over Loyola-Chicago at the Myrtle Beach Invitational (11/20) ... Chipped in 3.4 points per game and had six games with multiple 3-pointers ... Connected on 79.2 percent of his free throw attempts (19-of-24).

2021-22 (Sophomore)

Appeared in 29 games ... Averaged 3.5 points and 1.1 rebounds per game in 11.0 minutes of action ... Scored a career-high 17 points against Missouri (2/5) while hitting five 3-pointers.

2020-21 (Freshman)

Played in 15 games with four total starts, including three against SEC opponents (UT, MSU, UM) ... Played a season-high 22 minutes against UNO and UTRGV ... Buried three 3-pointers to account for all of his season-high nine points in his collegiate debut against UNO on 11/29 ... Returned to the court for the first time since Dec. 12 and put up six points in the win over Auburn ... Hauled in a season-high five rebounds at South Carolina ... Dished a season-high three assists against Vanderbilt in the SEC Tournament.

High School

Coached by Brian English at Nederland HS ... Three-star prospect by 247Sports, ESPN and Rivals ... Ranked No. 47 shooting guard nationally by 247Sports ... Hefner earned district MVP after leading Nederland to a 21-5A district title as a senior ... Named TABC All-State and a UIL 5A All-State recipient in 2019-20 after averaging 18 points, 6 rebounds and 3 assists ... Earned first-team Super Gold honors by Beaumont Enterprise in 2018-19 and 2019-20 ... Played AAU for the Houston Defenders on the Under Armor Circuit where he averaged 11.0 points, 3.5 rebounds, 1.8 assists and 1.3 steals.

Personal

Parents: Julie and Chip Hefner

CAREER STATISTICS • ALL GAMES

	GP-GS	Min	Avg	FG-A	Pct	3FG-A	Pct	FT-A	Pct	O-D-Tot	Avg	PF	FO	A	TO	Blk	Stl	Pts	Avg
2020-21	15-4	176	11.7	10-31	.323	8-26	.308	3-4	.750	0-15-15	1.0	18	1	8	5	0	3	31	2.1
2021-22	29-0	322	11.1	36-93	.387	17-56	.304	12-19	.632	15-16-31	1.1	27	1	17	21	3	18	101	3.5
2022-23	32-1	349	10.9	36-87	.414	19-54	.352	19-24	.792	1-22-23	0.7	35	0	17	27	4	8	110	3.4
2023-24	34-18	497	14.6	60-177	.339	32-111	.288	22-37	.595	21-37-58	1.7	37	0	21	33	2	14	174	5.1
TOTAL	110-23	1344	12.2	142-388	.366	76-247	.308	56-84	.667	37-90-127	1.2	117	2	63	86	9	43	416	3.8







WADE TAYLOR IV

SENIOR (3L) • GUARD • 6-0 • 180

DALLAS, TEXAS • LANCASTER HIGH SCHOOL

BACHELOR'S DEGREE: UNIVERSITY STUDIES - RACE, GENDER, & ETHNICITY

MINORS: SPORT MANAGEMENT, COMMUNICATION

MASTER'S: RECREATION AND YOUTH DEVELOPMENT

wadetaylorIV

thewadetayloriv



- Will wear the SEC Graduate patch in 2024-25
- Taylor enters his final season with 13 season school records a and more than 30 career school and SEC Tournament standards within range.
- Taylor is the lone DI player to log 500+ points, 100+ assists and 60+ steals the past two seasons.
- Preseason 2024-25 All-SEC (media)
- Preseason 2024-25 Third-Team All-American (CBSSports.com)
- Received the prestigious Buck Weirus Spirit Award in 2024
- Named Texas A&M's Athlete of the Year in 2023-24

2023-24 (Junior)

Earned first-team All-SEC honors for the second straight year after leading the Aggies in scoring, 3-pointers, free throws, assists and steals ... Also earned SEC All-Tournament honors for the second straight year after leading all scorers with 82 points (27.3 points/G) and posting a tournament-high 14 3-pointers (second-most in SEC history). He also hit 16-of-17 free throws and dished out 11 assists during the Aggies run to the semifinals. He was the first Aggie to earn All-Tournament in consecutive years since 2009 ... Ranked fourth in the SEC with a 19.1 scoring average (687 points) and also ranked in the top five in the league in minutes (1,183), field goals made (214), 3-pointers made (school record 98), free throws made (161) and steals (66) ... Had seven 30-point games, including a career-high 41 at Arkansas (1/16) ... Was at his best against the best with a 22.2 scoring average in 10 games against teams in the AP Top 25. Taylor's four 30-plus games vs. ranked teams were tied for the most in the nation ... Was one of four Power 5 players to post at least 600 points, 100 assists and 50 steals ... With 687 points and 145 assists, he became the second player in school history to post consecutive 500/100 seasons.

2022-23 (Sophomore)

Consensus first-team All-SEC selection and received third-team All-America honors from Stadium.com ... Averaged 16.5 points, which ranked No. 3 in the SEC, while leading the league in free throws made with 168 and FT% with an 87.5% success rate ...

Ranked fourth in assists (136) and fifth in steals (60) ... Was one of three NCAA DI players with 500+ points, 125+ assists and 50+ steals while making 85% or better on free throw attempts ... Poured in a career-high 28 points in the Aggies' 67-61 win over No. 2 Alabama (3/4) ... Had 12 games with 20 or more points ... Had a career-high nine assists in win over SMU (11/30) ... Posted a career-high six steals in road win over DePaul (11/25).

2021-22 (Freshman)

Appeared in all 40 games with 14 starts, including the last 13 games ... Averaged 8.2 points, 2.2 assists and 1.8 rebounds per game for the season ... Was named SEC Freshman of the Week after scoring 19 points with five 3-pointers in the win at Oregon State (12/18) Scored a season-high 25 points at Arkansas (1/22) ... Scored in double figures in 15 games ... Dished out a season-high six assists against Dallas Christian (12/27).

High School

Ranked as a four-star prospect in the 247Sports Composite ... Tabbed as the No. 119 player nationally and No. 18 point guard in the country ... Ranked as the No. 7 player in the state of Texas ... Scored over 2,000 points in his high school career ... Helped lead Lancaster High School to a No. 1 ranking in 5A in 2020 ... Averaged 15.7 points, 4.3 assists and 3.3 steals per game as a junior.

Personal

Parents: Shelia and Wade Taylor III

CAREER STATISTICS • ALL GAMES

	GP-GS	Min	Avg	FG-A	Pct	3FG-A	Pct	FT-A	Pct	O-D-Tot	Avg	PF	FO	A	TO	Blk	Stl	Pts	Avg
2021-22	40-14	699	17.5	106-311	.341	44-158	.278	73-94	.777	13-59-72	1.8	80	0	87	70	3	47	329	8.2
2022-23	35-33	1005	28.7	160-404	.396	79-222	.356	173-197	.878	14-82-96	2.7	96	1	137	92	2	61	572	16.3
2023-24	35-35	1138	32.5	209-559	.374	95-289	.329	153-181	.845	14-104-118	3.4	105	1	142	100	1	65	666	19.0
TOTAL	110-82	2842	25.8	475-1274	.373	218-669	.326	399-472	.845	41-245-286	2.6	281	2	366	262	6	173	1567	14.2







SOLOMON WASHINGTON

JUNIOR (2L) • FORWARD • 6-7 • 220

NEW ORLEANS, LA. • CARVER HS

MAJOR: AG LEADERSHIP EDUCATION DEVELOPMENT

MINOR: SPORT MANAGEMENT

nolimitssa_1

nolimit_sa



- *Led the SEC in blocks (37) among 6-foot-7 or shorter players (No. 10 overall) and was No. 6 in rebounds (195) in 2023-24*
- *One of four SEC players with more than 250 points, 190 rebounds, 30 blocks and 25 steals last season*
- *Averaged 10.9 points, 8.0 rebounds and 1.25 steals in the month of March and also posted a career-high four blocks vs. Nebraska in the NCAA Tournament.*

2023-24 (Sophomore)

Moved into the starting lineup in mid-January and averaged 8.6 points, 6.4 rebounds and 1.5 blocks in 19 starts ... In the month of March, Washington raised his average to 10.9 points, 8.0 rebounds and 2.0 blocks per contest ... In that span, Washington ranked No. 3 in blocks and No. 4 in rebounds among all SEC players ... For the full season, Washington slashed 7.4 points/5.7 rebounds/ 1.1 blocks ... Posted a team-best 37 blocks ... Ranked No. 3 on the team in FG percentage (.483) and rebounding ... Saw action in 34 of 36 games with 20 starts ... Missed the first two games of the SEC schedule (both losses) after taking a hard fall vs. Prairie View A&M (12/30) ... Hit his career high with 18 points against Iowa State in the ESPN Events Invitational (11/26) and vs. Florida in the SEC Tournament semifinals (3/16) ... Was the Aggies' leading scorer against the Cyclones while rallying from a school-record 21-point deficit and without Tyrece Radford and Henry Coleman III in the lineup due to injuries ... Posted a career-high (and school NCAAT record) four blocks vs. Nebraska in the NCAA Tournament (3/22) ... Tallied a pair of double-doubles with 18 points/10 rebounds vs. the Gators in Nashville and 10 points/10 rebounds at Ole Miss (3/9) ... Washington reached double figures in points 10 times and the Aggies were 8-2 in those games ... Team was also 8-2 when "Solo" attempted at least seven FG attempts ... Team was 10-2 when he blocked at least two shots.

2022-23 (Freshman)

Made four starts while seeing action in 31 games in his first season in Aggieland ... Washington ranked No. 7 in the SEC with 33 offensive boards off the bench ... Among SEC bench players, "Solo" tied for 12th in blocked shots (14) and ranked No. 14 in total rebounds (75) ... Chipped in 3.2 points and 2.9 rebounds per game for the season ... Ranked second on the team in free throw percentage, hitting 28-of-35 from the charity stripe ... Scored a season-high 12 points against Colorado in the Myrtle Beach Invitational (11/18) ... Pulled down a season-high seven boards (three offensive) in the Aggies' 67-61 win over No. 2 Alabama.

High School

Was named the 2022 Gatorade Louisiana Boys Basketball Player of the Year ... Rated as a three-star prospect and the No. 1 ranked recruit from Louisiana in the 247Sports Composite ... Led the George Washington Carver Collegiate Academy to a 33-5 record and a Class 4A state championship after averaging 14.9 points, 11.1 rebounds, 3.0 assists, 2.6 blocks and 2.4 steals per game in 2021-22 ... Recorded 23 double-doubles, including a 14-point, 20-rebound performance in the state championship game in which he also had nine assists and six blocks ... Was a two-time first team all-state selection and amassed 1,642 points and 1,435 rebounds in his career ... Maintained a 3.05 GPA in the classroom, and volunteered locally with Thrive New Orleans and as a youth camp counselor.

Personal

Parent: Trachana Washington

CAREER STATISTICS • ALL GAMES

	GP-GS	Min	Avg	FG-A	Pct	3FG-A	Pct	FT-A	Pct	O-D-Tot	Avg	PF	FO	A	TO	Blk	Stl	Pts	Avg
2022-23	31-4	376	12.1	33-69	.478	4-15	.267	28-35	.800	40-49-89	2.9	58	1	10	15	16	15	98	3.2
2023-24	33-19	775	23.5	84-175	.480	16-57	.281	58-81	.716	78-109-187	5.7	84	3	26	26	35	25	242	7.3
TOTAL	64-23	1151	18.0	117-244	.480	20-72	.278	86-116	.741	118-158-276	4.3	142	4	36	41	51	40	340	5.3







CJ WILCHER

GRADUATE (TR) • GUARD • 6-5 • 210

PLAINFIELD, N.J. ▪ ROSELLE CATHOLIC HS ▪ NEBRASKA

BACHELOR'S DEGREE: CHILD, YOUTH AND FAMILY STUDIES

GRADUATE PROGRAM: RECREATION AND YOUTH DEVELOPMENT

CJWilcher

cj_wilcher

10

- Ranked as the Big Ten's third-best bench scorer with 236 points in 2023-24
- Was perfect from the free-throw line in Big Ten play, as well as away from the Cornhuskers' home court last season
- For his career, Wilcher has hit 43.4% of his 3-point attempts in 20 games against AP Top 25 teams
- Academic All-Big Ten (2023, 2024)

2023-24 (Junior at Nebraska)

Ranked No. 3 in the Big Ten with 236 points off the bench ... Wilcher averaged 7.7 points on 45% shooting, including 39% from 3-point range, and 94% from the line ... Had 12 double-figure efforts including a career-high 22 with career-best five 3-pointers in the OT win over No. 6 Wisconsin (2/1) ... Contributed 16 points in the upset of No. 1 Purdue (1/9) ... NU posted an 8-2 record when Wilcher reached double-digit points ... Averaged 10.0 points in five games against AP Top 25 teams and was perfect from the line in those contests.

2022-23 (Sophomore at Nebraska)

One of three Huskers to appear in all 32 games, including 24 starts ... Averaged 8.0 points, 2.4 rebounds and 1.4 assists, ranking second on the team with 42 3-pointers... Wilcher totaled 10 double-figure games, highlighted by a career-high 22 points at No. 14 Indiana (12/7) ... Wilcher started NU's first 18 contests before moving back to the bench in mid-January.

2021-22 (Freshman at Nebraska)

Wilcher became one of the Big Ten's top scoring reserves, averaging 8.1 points and 2.3 rebounds per game as the Huskers' sixth man ... Paced NU in 3-pointers (52) and 3-point percentage (.406), while he also shot 43

percent from long range in Big Ten play ... Appeared in all 32 games, including a pair of starts ... Totaled 13 double-figure efforts, while five of his top seven scoring games came against NCAA Tournament teams ... Had a season-high 17 points including a season-high four 3-pointers against No. 18 Auburn (12/11).

2020-21 (Xavier)

Played in 15 games for the Musketeers, averaging 3.3 points and 1.1 rebounds per game ... Wilcher saw more action down the stretch, playing double-figure minutes in seven of his last nine contests, including more than 20 minutes per game over the Musketeers' final four games ... His best performance of the year came in his first collegiate start at Marquette, where he set season highs in points (10) and minutes (32).

High School

A four-star recruit coming out of high school by ESPN, 247Sports and Rivals, Wilcher was ranked No. 81 by ESPN in the class of 2020 and was a top-150 recruit by all three major recruiting sites ... Played for Dave Boff at Roselle Catholic as a senior, averaging 18.8 points, 4.5 rebounds and 2.8 assists per game to earn first-team all-state honors ... Had 50 3-pointers as a senior, highlighted by hitting six 3-pointers in a 59-58 win over Gill St. Bernard's in the sectional championship ... Starred for St. Benedict's Prep in Newark during his sophomore and junior campaigns, averaging 18 points, 5.0 rebounds and 4.5 assists in 2018-19 en route to a state runner-up finish ... As a sophomore, he had 28 points, including five 3-pointers, in a 59-58 win over Blair Academy in the state championship game ... Played AAU ball for both Team Rio and City Rocks on the EYBL Circuit ... In the classroom, he was a member of the honor roll at Roselle Catholic.

Personal

Parents: Sergio and Kimberly Wilcher

CAREER STATISTICS ▪ ALL GAMES

	GP-GS	Min	Avg	FG-A	Pct	3FG-A	Pct	FT-A	Pct	O-D-Tot	Avg	PF	FO	A	TO	Blk	Stl	Pts	Avg
2020-21	15-1	151	10.1	18-45	.400	10-29	.345	4-4	1.000	7-9-16	1.1	11	0	5	7	1	5	50	3.3
2021-22	32-2	791	24.7	92-199	.462	52-128	.406	22-35	.629	17-56-73	2.3	42	1	26	31	3	25	258	8.1
2022-23	32-24	870	27.1	95-238	.399	42-134	.313	23-36	.639	17-61-78	2.4	52	1	44	47	6	18	255	8.0
2023-24	33-2	591	17.9	87-193	.451	50-127	.394	31-33	.939	12-37-49	1.5	39	0	28	32	6	17	255	7.7
TOTAL	112-29	2404	21.5	292-675	.433	154-418	.368	80-108	.741	53-163-216	1.9	144	2	103	117	16	65	818	7.3

* - Spent one season at Xavier and three seasons at Nebraska (2020-2024)







ANDERSSON GARCIA

GRADUATE • FORWARD • 6-7 • 220

MOCA, DOMINICAN REPUBLIC • HAMILTON HEIGHTS (TENN.) • MISSISSIPPI ST.

BACHELOR'S DEGREE: RECREATION, PARK & TOURISM SCIENCE

✕ mamba__11

📷 _mamba11_

- *The versatile Garcia was the only Power 5 player to post more than 300 rebounds, 200 points, 50 assists, 40 steals and 20 blocked shots in 2023-24.*
- *SEC All-Defensive Team, 2024*
- *SEC Rebounds Leader, 2023-24 (327 total/9.1 per game)*

2023-24 (Senior)

Posted a breakout season as he led the SEC in offensive (156) and total rebounds (327) despite coming off the bench in 32 of 36 games ... Earned a spot on the SEC All-Defensive Team ... Averaged 4.3 offensive rebounds per game, which ranked No. 2 nationally ... Broke school records for total rebounds and rebounds in conference play with 180 ... Logged a career high 19 boards vs. HCU (12/22) ... Posted 16 games with 10+ rebounds, including four contests with 15+ ... Tallied five double-doubles with 11 points-12 rebounds vs. Prairie View A&M (12/30), 10-12 at Arkansas (1/6), 10-10 at LSU (1/20), 11-14 vs. Ole Miss (3/14) and 11-10 vs. Georgia (3/2) ... Contributed 7.0 points per game and was the Aggies' top 3-point shooter at 45.0% (9-of-20) ... Hit a memorable 3-pointer at the buzzer to force overtime against top-seeded Houston in the second round of the NCAA Tournament.

2022-23 (Junior)

One of the SEC's top rebounders and defenders off the bench ... Was the SEC's top rebounder off the bench with a league-best 69 offensive boards and 142 total rebounds ... Garcia's 69 offensive boards off the bench ranked No. 6 nationally and No. 1 among players in the power five leagues ... Was the Aggies' bench leader in points (105), offensive, defensive and total rebounds, steals (20) and free throws made and attempted (35-of-49) ... For the season, Garcia

11

averaged 3.2 points and 4.4 rebounds per game while seeing action in 34 games with one start (at DePaul) ... scored a season-high 11 points twice (vs. Auburn (2/7), at Mississippi State (2/25)) and grabbed a season-best 10 rebounds vs. Arkansas (2/15) ... team was 15-2 when he scored three or more points and 12-2 when he logged five or more rebounds.

2021-22 (Sophomore at Mississippi State)

Garcia saw action in 33 games where he broke into the starting lineup during State's three postseason contests (March 10-16) ... Improved his season averages to 4.3 points, 4.2 rebounds, 1.4 assists and 1.1 steals per game ... Eight of his top nine scoring efforts came against SEC opponents ... State won 10 of 13 games when Garcia scored at least six points ... Grabbed five or more rebounds 14 times, handed out multiple assists on 13 occasions and collected multiple steals 12 times ... Amassed 6.9 points, 7.3 rebounds, 2.3 assists and 1.7 steals per game over his last nine appearances (Feb. 18-March 16).

2020-21 (Freshman at Mississippi State)

Garcia made 11 appearances off the bench where he averaged 2.3 points, 1.1 rebounds, 0.4 assists and 0.4 steals per game.

High School

Prepped under Zach Ferrell at Hamilton Heights Christian Academy in Chattanooga, Tennessee ... Posted 9.0 points, 9.6 rebounds and 3.7 assists per game and shot 61 percent from the floor during his senior season ... Hamilton Heights went 28-3, won the NACA National Championship and earned a USA Today top 20 national finish in 2019-20 ... Played the AAU circuit for the Atlanta Celtics where he won the 2019 Adidas Gauntlet U17 in Birmingham..

Personal

Parents: Inelvira Garcia and Agustín Mejia

CAREER STATISTICS • ALL GAMES

	GP-GS	Min	Avg	FG-A	Pct	3FG-A	Pct	FT-A	Pct	O-D-Tot	Avg	PF	FO	A	TO	Blk	Stl	Pts	Avg
2020-21	11-0	35	3.2	11-18	.611	2-4	.500	1-4	.250	8-4-12	1.1	2	0	4	3	1	4	25	2.3
2021-22	33-3	486	14.7	49-90	.544	5-16	.313	40-69	.580	47-93-140	4.2	54	1	46	41	7	37	143	4.3
2022-23	34-1	561	16.5	33-65	.508	4-10	.400	38-53	.717	70-79-149	4.4	84	6	27	26	7	20	108	3.2
2023-24	35-4	981	28.0	61-112	.545	8-19	.421	74-105	.705	153-169-322	9.2	103	5	53	30	25	44	204	5.8
TOTAL	113-8	2068	18.3	154-285	.540	19-49	.389	153-231	.662	278-345-623	5.5	243	12	130	100	40	105	480	4.3

*Spent the 2020-22 seasons at Mississippi State





HENRY COLEMAN III

GRADUATE (3L) • FORWARD • 6-8 • 250

RICHMOND, VA. • TRINITY EPISCOPAL SCHOOL • DUKE

BACHELOR'S: UNIVERSITY STUDIES - RACE, GENDER, & ETHNICITY

MINORS: SPORT MANAGEMENT, AG LEADERSHIP DEVELOPMENT

GRADUATE PROGRAM: U5 - UNIVERSITY STUDIES

hencoleman3

henrycoleman3

15

- Will wear the SEC Graduate patch in 2024-25
- Ranks as one of the five players in Texas A&M history to have compiled more than 1,000 points, 600 rebounds and 100 steals
- Has 15 career double-doubles
- Has helped the Aggies compile a 69-37 record in three seasons
- Has connected on 50.0% or higher on his field goal attempts in each of his four collegiate seasons
- Chair, SEC Basketball Leadership Council, 2023, 2024
- Participant, SEC Spring Meetings, 2022, 2023, 2024

2023-24 (Senior)

Led the team with a 57.3 field goal percentage while ranking third on the team with 8.8 points per game ... ranked fourth in rebounds with 5.6 per game ... Injuries kept him out of four games and limited him to 15 or less minutes in eight other contests ... posted five double-doubles, including three in a row in November when had 20/11 vs. Ohio State (11/10), 13/15 vs. SMU (11/14) and 19/10 vs. Oral Roberts (11/17) ... earned SEC Player of the Week honors on Nov. 20 after the three straight double-doubles ... also had 16/14 at Virginia (11/29) and 20/13 vs. Prairie View (12/30) ... Posted three games with 20 or more points, including a season-high 24 vs. Penn State at the ESPN Events Invitational (11/23) ... Tallied six double-digit rebounds games with a season-high 15 vs. SMU.

2022-23 (Junior)

Averaged 9.0 points and 5.7 rebounds while playing in all 35 games with 31 starts ... team leader in total rebounds with 201 and offensive boards with 79 ... had five double-doubles in points and rebounds, including an 18-point/15-

rebound effort on the road against Arkansas (1/31) ... also had double-doubles vs. Abilene Christian (13-11 on 11/11), Missouri (10-10 on 1/11), South Carolina (12-11 on 1/14) and Arkansas (16-11 on 3/10) ... Posted 17 games with double-digit points, including a season-high of 24 vs. Northwestern State (12/27) ... had five games with 10 or more rebounds (season high of 15 at Arkansas, 1/31).

2021-22 (Sophomore)

Appeared in 39 games making 26 starts ... Ranked second on the team in scoring at 11.0 points per game and tied for the team lead with 6.2 rebounds per game ... Scored a career-high 27 points in the season-opening win over North Florida (11/10) ... Registered five double-doubles, all of which came against SEC teams.

2020-21 (Freshman at Duke)

Appeared in 19 games as a freshman, including each of the final 11 contests of the season ... Shot 10-of-20 (.500) from the field and averaged 1.1 points with 1.4 rebounds per contest.

High School

A four-star power forward ... Ranked as the No. 52 player overall, the No. 10 power forward and the No. 5 player in the state of Virginia in ESPN 100's rankings for the class of 2020 ... Averaged 22.8 points, 12.8 rebounds and 3.4 assists per game as a senior at Trinity Episcopal School ... Put up 25.6 points and 12.1 rebounds per contest as a junior.

Personal

Parents: Cynthia and Hank Coleman ... His father played football at Virginia Tech (1991-95), while his mother attended the University of Virginia ... Was the senior class president at Trinity Episcopal School ... Named to Scholar and Head Master's List in high school ... Also played baseball in high school.

CAREER STATISTICS • ALL GAMES

	GP-GS	Min	Avg	FG-A	Pct	3FG-A	Pct	FT-A	Pct	O-D-Tot	Avg	PF	FO	A	TO	Blk	Stl	Pts	Avg
2020-21	19-0	95	5.0	10-20	.500	0-1	.000	1-5	.200	13-13-26	1.4	5	0	3	5	6	3	21	1.1
2021-22	39-36	1043	26.7	160-285	.561	0-3	.000	109-159	.686	102-140-242	6.2	90	3	24	40	16	50	429	11.0
2022-23	35-31	948	27.1	118-222	.532	0-2	.000	80-113	.708	79-122-201	5.7	63	1	33	53	4	30	316	9.0
2023-24	31-16	734	23.7	101-177	.571	0-2	.000	73-105	.695	72-106-178	5.7	33	0	23	23	2	23	275	8.9
TOTAL	124-83	2817	22.7	389-704	.553	0-8	.000	263-382	.689	266-382-648	5.2	191	4	83	121	28	106	1041	8.4

*Spent the 2020-21 season at Duke







PHARREL PAYNE

JUNIOR (TR) • FORWARD/CENTER • 6-9 • 250

COTTAGE GROVE, MINN. • PARK HS • MINNESOTA

MAJOR: UNIVERSITY STUDIES - RACE, GENDER, & ETHNICITY

MINORS: HISTORY | MEDICAL ANTHROPOLOGY

pharrellpayne_22

pharrellpayne_22



- *One of only two Big Ten players to average at least 10.0 points and 6.0 rebounds in less than 27 minutes of action per game in 2023-24.*
- *Averaged 9.1 points, 5.6 rebounds, 1.2 blocks and 1.2 assists in 62 games at Minnesota.*
- *Posted five double-doubles in two seasons at UM*
- *Was UM's top shot-blocker and No. 2 rebounder the past two seasons*

2023-24 (Sophomore at Minnesota)

Academic All-Big Ten ... Played in 32 games for the Gophers with 19 starts ... Averaged 10 points and 6.1 rebounds with a team-best 44 blocks ... Posted 15 double-digit scoring games, including a season and career-high 21 points against Rutgers (2/18) ... Hit double digits in rebounds three times with a season-high 11 vs. Rutgers ... Had two or more blocks in 11 games with a season and career-high five vs. at Indiana ... Had two or more assists in 10 games with a season-high four at Purdue ... Posted two double-doubles - 17 points/10 rebounds at Indiana (1/12) and 21/11 vs. Rutgers (2/18) ... Averaged 10.7 points and 7.0 rebounds while hitting 50.0% of his shots in three games vs. AP Top 25 opponents

2022-23 (Freshman at Minnesota)

Played in 30 games with four starts, while averaging 22 minutes played ... ranked fourth on the team in scoring when he had 247 points (8.2 average) ... ranked second on the team in rebounds with 156 (5.2 average) ... led team with 32 blocks, which was ranked 12th in the Big Ten and second among freshmen ... shot 69.3 percent from the field ... Posted three double-doubles - 15 points/13 rebounds vs. California Baptist (11/21), 18/10 vs. Penn State (2/18), 15/10 vs. Rutgers (3/2) ... Scored 17 points in 17 minutes played at Maryland (2/22) ... Led team with 17 points in the Big Ten Tournament against Maryland (3/9)

High School

Mr. Basketball Top 10 finalist, which is given to the top boy's basketball player in the state of Minnesota ... First team all-state as a senior at Park High School ... Second Team All-Metro ... Averaged 22 points, 12 rebounds and two blocks per game as a senior ... Helped the Wolfpack to a 20-9 overall record ... had 10 games with at least 20 points his senior year and three 30-point games ... averaged 15 points per game and 10 rebounds as a junior ... Had a breakout AAU season this past summer with Minnesota Select under the direction of former Gopher Mitch Ohnstad ... Scored double-digits in 16 of 20 games ... Rated the No. 83 recruit nationally.

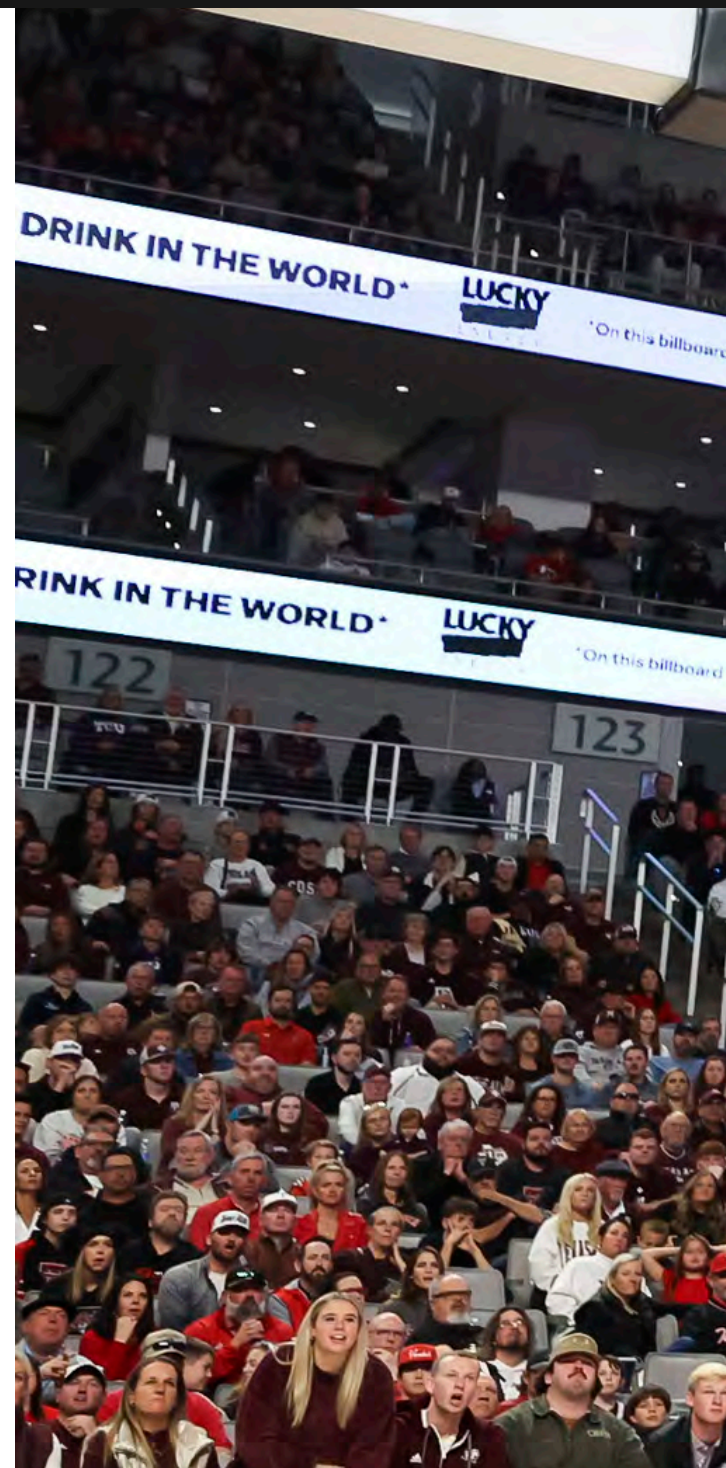
PERSONAL

Parents: George and Emma Payne.

CAREER STATISTICS • ALL GAMES

	GP-GS	Min	Avg	FG-A	Pct	3FG-A	Pct	FT-A	Pct	O-D-Tot	Avg	PF	FO	A	TO	Blk	Stl	Pts	Avg
2022-23	29-4	622	21.4	91-131	.695	0-0	.000	50-104	.481	46-97-143	4.9	75	2	40	60	32	14	232	8.0
2023-24	32-19	748	23.4	130-216	.602	0-1	.000	60-127	.472	77-117-194	6.1	70	1	37	50	44	10	320	10.0
Total	61-23	1370	22.5	221-347	.637	0-1	.000	110-231	.476	123-214-337	5.5	145	3	77	110	76	24	552	9.0

*Spent two seasons at Minnesota (2022-2024)







JAELYN LEE

RS-SOPHOMORE (1L) • GUARD • 6-8 • 200

PARIS, TEXAS • PARIS HS

MAJOR: AG LEADERSHIP EDUCATION DEVELOPMENT

MINOR: PSYCHOLOGY



ItsJaelynLee



ItsJaelynLee

24

- Long and athletic defender has earned trust of coaches and teammates
- All-around athlete excelled at basketball, baseball and track & field at Class 4A Paris High School
- Earned TABC Class 4 All-State honors as senior
- Led Paris High School on multiple deep state tournament runs during his prep career

2023-24 (Freshman)

Saw action in nine games, all off the bench ... Recorded his first career points with a bucket against DePaul (12/6) ... Scored a career-high four points, all of free throws, against HCU (12/22) ... Finished the year with six points, four rebounds, a steal and a block.

2022-23:

Lee redshirted in 2022-23 ... Played a vital role as part of the "Blue Team" in practices.

High School


Coached by Billy Mack Steed at Paris High School ... Four-year letterwinner for the Wildcats, earning district MVP honors as a junior and senior, offensive player of the year honors as a sophomore and newcomer of the year as a freshman ... Earned TABC Class 4A all-state honors as a senior after averaging 22.9 points, 11.0 rebounds and 3.0 assists per game ... Averaged 22.9 points and 9.0 rebounds as a junior, 17.3 and 8.0 as a sophomore and 11.6 and 6.0 as a freshman ... Named Red River Valley MVP as a junior and senior ... Also earned varsity letters in baseball and track & field ... Earned the bronze medal in the high jump and fourth place in the long jump at the Class 4A state track & field meet as a senior ... Set the PHS record with a 6-10 clearance in the high jump ... An excellent student, Lee was named Academic All-State, was a member of the National Honor Society and graduated in the top 15% of his senior class.

Personal

Parent: Laytonia Johnson

CAREER STATISTICS • ALL GAMES

	GP-GS	Min	Avg	FG-A	Pct	3FG-A	Pct	FT-A	Pct	O-D-Tot	Avg	PF	FO	A	TO	Blk	Stl	Pts	Avg
2023-24	9-0	18	2.0	1-6	.167	0-2	.000	4-5	.800	1-3-4	0.4	2	0	0	0	1	1	6	0.7
Total	9-0	18	2.0	1-6	.167	0-2	.000	4-5	.800	1-3-4	0.4	2	0	0	0	1	1	6	0.7







MANNY OBASEKI

SENIOR (3L) • GUARD • 6-4 • 200

ALLEN, TEXAS • JOHN PAUL II

MAJOR: AG LEADERSHIP EDUCATION DEVELOPMENT

MINOR: SPORT MANAGEMENT



- Averaged 16.5 points and hit 54.5% of his 3-point tries while starting the final eight games of the season
- Obaseki's 132 points in the month of March ranked No. 7 among all SEC players
- The Aggies averaged 86.4 points with Obaseki in the starting lineup, compared to 73.0 in the first 28 games of the season

35

2022-23 (Sophomore)

Averaged 5.2 points per game to rank as the Aggies' top scoring option off the bench ... Provided instant offense as his 5.2 points average ranked No. 2 in the SEC among bench players that played less than 15 minutes per game ... Saw action in 20 games, all as a reserve, as he missed 15 games due to a broken bone in his hand suffered in the SEC opener against Florida (1/4) ... Connected on 38.5 percent of his 3-point attempts, which was second-best on the team ... Had a season-high 14 points on the road against Memphis (12/17) ... Collected a season-high five rebounds against Murray State (11/17) ... Recorded two steals against Oregon State (12/11).

2021-22 (Freshman)

Played in 38 games with 17 starts ... Averaged 3.6 points and 1.8 rebounds ... Registered season highs in points (19) and rebounds (9) in the win over Northwestern State (12/21) ... Tallied 19 points in the win over Georgia (2/22) ... Poured in 14 points against Washington State (3/29) in the NIT semifinal ... Added 11 points and seven rebounds against Oregon (3/19) in the second round of the NIT.

High School

Ranked as a four-star prospect in the 247Sports Composite ... Tabbed as the No. 33 player nationally and No. 6 shooting guard ... Ranked as the No. 3 player in the state of Texas ... Earned a spot on the TAPPS 6A All-State First Team in 2021 ... Helped lead John Paul II to a state semifinal appearance and scored 19 points with four rebounds, three assists, two steals and a block ... An all-state selection and District 9-6A MVP in 2020 after averaging 12.1 points, 4.4 rebounds and 3.1 assists at Allen High School.

Personal

Parents: Bukola and Jude Obaseki

CAREER STATISTICS • ALL GAMES

	GP-GS	MIN	AVG	FG-A	PCT	3FG-A	PCT	FT-A	PCT	O-D-TOT	AVG	PF	FO	A	TO	BLK	STL	PTS	AVG
2021-22	38-17	497	13.1	48-136	.353	7-29	.241	32-54	.593	21-48-69	1.8	43	1	28	24	11	18	135	3.6
2022-23	19-0	271	14.3	36-83	.434	5-13	.385	27-34	.794	3-25-28	1.5	28	1	19	26	3	7	104	5.5
2023-24	35-8	516	14.7	87-212	.410	21-52	.404	49-85	.576	12-38-50	1.4	61	3	26	30	19	6	244	7.0
TOTAL	93-25	1284	13.8	171-432	.3958	33-94	.351	108-175	.617	36-111-147	1.6	133	5	73	80	20	44	483	5.2







GEORGE TURKSON JR.

FRESHMAN (HS) • G/F • 6-7 • 220

LOWELL, MASS. • BRADFORD CHRISTIAN

MAJOR: HOSPITALITY MANAGEMENT & TOURISM

GeorgeTurksonJr

GeorgeTurksonJr

High School

Consensus National Top 100 prospect ... Averaged a double-double of 12 points and 10 rebounds for Bradford Christian Academy in 2022-2023 ... New England Prep School Athletic Conference (NEPSAC) All-League ... Has scored 768 varsity points heading into his last season at Bradford Christian ... adidas All-American Camp Selection ... Selected as one of top 2024 forwards in adidas 3SSB by 247Sports.com ... 4-star prospect ranked No. 91 nationally and No. 18 among power forwards by the 247Sports Composite ... 4-star prospect ranked No. 90 in the ESPN100 ... rated the No. 16 power forward prospect in the nation ... 4-star prospect ranked No. 85 nationally and No. 25 among small forwards by Rivals.com ... 4-star prospect ranked No. 96 nationally and No. 15 among power forwards by On3 ... Competes for the Mass Rivals AAU program on the 3SSB Adidas Circuit ... Chose Texas A&M over Northwestern and UMass.

Personal

Parents: Juliana and George Turkson

5



ANDRE MILLS

FRESHMAN (HS) • GUARD • 6-4 • 205

BOSTON, MASS. • BRIMMER & MAY SCHOOL

MAJOR: BUSINESS

Andre2timez1

Andre2timez1

High School

Earned All-NEPSAC (New England Preparatory School Athletic Council) honors after averaging 22.0 points, 7.0 rebounds and 4.0 assists as a junior in 2022-23 ... Mills led Brimmer and May School to 21 wins and a third-place finish heading into the play-offs. Team fell in the semifinals to eventual champions, Worcester Academy and finished the year ranked No. 10 in New England ... 4-star prospect ranked No. 96 nationally and No. 21 among shooting guards by 247sports.com ... 3-star prospect ranked No. 53 nationally among shooting guards by ESPN.com ... 3-star prospect ranked No. 139 nationally and No. 32 among shooting guards by Rivals.com ... Rated the nation's No. 50 shooting guard nationally by On3 ... No. 4 prospect in New England by NewEnglandRecruitingReport.com ... Competed for the Mass Rivals AAU program on the 3SSB Adidas Circuit.

Personal

Grandparents: Cheryl and Tracy McDaniels

7






CHRIS McDERMOTT

FRESHMAN (HS) • F • 6-7 • 225

HOUSTON, TEXAS • BOOKER T. WASHINGTON HS

MAJOR: HOSPITALITY MANAGEMENT & TOURISM

 superstarr.chris

14

High School

Coached by Vincent Grayson at Booker T. Washington High School, McDermott earned the prestigious Guy V. Lewis Award and Houston Chronicle All-Greater Houston Player of the Year honors after averaging 20.3 points, 18.7 rebounds, 4.2 assists, 1.9 steals and 1.9 blocks while shooting 57% from the floor during his final season in 2024 ... Recorded 26 double-doubles and posted 20-plus rebounds 14 times ... Helped the Golden Eagles reach the Region III-4A championship as a senior and led Washington to its first-ever UIL state tournament appearance as a junior in 2023 ... Was named to the Class 4A All-Tournament Team as a junior after leading the Golden Eagles to the state championship game ... Competed for JL3 on the Nike EYBL circuit and also saw time with Team Fox and the Houston Trailblazers ... Rated No. 145 nationally and No. 31 among power forwards by 247sports.com ... 247 also rated him as the No. 9 prospect in the state of Texas ... Rated a 3-star prospect by 247sports.com, On3.com

Personal

Parents: Phelicia and William McDermott



JANUSZ RATOWSKI

FRESHMAN (HS) • F • 6-11 • 225

CHOTOMOW, POLAND

MAJOR: PSYCHOLOGY

 rat0_vski.18

18

Before Texas A&M

Competed for SMS PZKosz Wladyslawowo from 2020-24 and was entrenched as a starter the last two seasons ... Averaged nearly a double-double with 9.6 points and 9.4 rebounds in 28 games in 2023-24 ... Posted 8.7 points and 6.4 rebounds in 29 games in 2022-23 ... In two games with Profbud Legia Warszawa in 2023-24, Ratowski averaged 14.0 points, 10.0 rebounds, 1.5 assists and 1.5 blocks ... In nine games at the Polish U19 Championship in 2023, Ratowski averaged 15.2 points, 11.4 rebounds and 2.1 assists ... Named to the Polish U20 National Team in 2024 ... Against the top team in U20 Spain, he posted 10 points, seven rebounds, and two assists in only 18 minutes of play, while hitting all his shots from the field ... Competing for Poland 2 Liga in 2023, Ratowski racked up 20 points, four rebounds and two blocks, while also showing off his range to hit 4-of-6 from behind the arc ...

Personal

Parents: Dorota Ratowska and Jacek Ratowski







MEET THE STAFF

2024-25 OFFICIAL GUIDE

HOME OF THE 12TH MAN / GIG 'EM AGGIES
REED ARENA / 30.6060° N, 96.3462° W



BUZZ WILLIAMS

HEAD COACH

6TH SEASON AT TEXAS A&M | 18TH AS HEAD COACH
OKLAHOMA CITY (BACHELOR'S IN KINESIOLOGY, 1994)
TAMU-KINGSVILLE (MASTER'S IN KINESIOLOGY, 1999)

Two-time SEC Coach of the Year Buzz Williams enters his sixth season as the head coach at Texas A&M and his 18th year as a collegiate head coach in 2024-25.

Prior to being named head coach of the Aggies on April 3, 2019, Williams served as head coach at Virginia Tech (5 years, 2014-19), Marquette (6 years, 2008-14) and New Orleans (1 year, 2006-07). His overall record after 17 seasons as a head coach is 348-217 (.616), including a 95-62 (.605) mark at Texas A&M which includes SEC Coach of the Year honors in 2019-20 and 2022-23.

After the 2022-23 season, the Texas A&M University System Board of Regents approved a contract extension for Williams through the 2028 season.

Among the program firsts and accomplishments during the Williams era of Aggie Basketball are:

- Williams' teams have tallied the two highest-ranked wins in school history over Associated Press Top 25 teams with victories over No. 2 Alabama in the 2022-23 regular season finale and No. 4 Auburn in the 2022 SEC Tournament quarterfinals.
- His teams have posted five wins over AP top 10 opponents and 11 over AP Top 25 foes, which are both the most in school history. The four-game winning streak over AP Top 25 teams in the 2022-23 season was also a school record.
- He guided Aggies to three consecutive 20-win seasons from 2022-24, which had not been done at Texas A&M in more than a decade.
- Team earned NCAA Tournament berths in 2022-23 and 2023-24, marking the first time the program earned back-to-back "Big Dance" appearances since 2011.

- The Aggies advanced to the SEC Tournament championship game in back-to-back seasons in 2022 and 2023 for the first time in any league in nearly 40 years and to three-straight SEC Tournament semifinals from 2022-24.
- Texas A&M won 15 SEC regular season games in 2023, which was the most by the Aggies in the SEC era and most in any league in 100 years.
- Won a school record 12 straight league contests on its home court over two seasons, including an undefeated conference record at home in 2022-23.
- Earned the program's first NCAA Tournament bid in five seasons in 2022-23
- Advanced to the NIT championship game in 2022 for the first time in program history.

With the Aggies' first-round victory over Nebraska in the 2024 NCAA Tournament, Williams became one of 10 active Div. I head coaches to win at least one NCAA tourney game at three different programs. He's coached in 21 NCAA Tournament games and produced 11 victories, which rank in the top 25 in both categories among active Div. I head coaches.

For his age (51) and his number of years as a head coach (17), Williams is the active leader in total victories and ranks No. 2 in NCAA Tournament games and NCAA Tournament victories.

Williams has won 20-or-more games in 12 of his 17 seasons as a head coach and averages over 20 wins per season for his career. Williams' teams have suffered just two losing conference records – his first season at Virginia Tech in 2014-15 and his second squad at Texas A&M in the Covid-19-marred 2020-21 season. With a 25-23 record on the road under Williams, Texas A&M has the second-





THE WILLIAMS FILE

HOMETOWN: Van Alstyne, Texas

WIFE: the former Corey Norman

CHILDREN:

Zera, Calvin, Mason and Addyson

EDUCATION:

Oklahoma City University

(Bachelor's in kinesiology, 1994)

Texas A&M-Kingsville

(Master's in kinesiology, 1999)



HEAD COACHING RECORD

NEW ORLEANS (1 year) 14-17

Years	Record (Sun Belt)	Postseason
2006-07	14-17 (9-9, 4th W)	--

MARQUETTE (6 years) 139-69

Years	Record (Big East)	Postseason
2008-09	25-10 (12-6, 5th)	NCAA (2nd Rd)
2009-10	22-12 (11-7, t5th)	NCAA (1st Rd)
2010-11	22-15 (9-9, t9th)	NCAA (Sweet 16)
2011-12	27-8 (14-4, 2nd)	NCAA (Sweet 16)
2012-13	26-9 (14-4, t1st)	NCAA (Elite 8)
2013-14	17-15 (9-9, 6th)	--

VIRGINIA TECH (5 years) 100-69

Years	Record (ACC)	Postseason
2014-15	11-22 (2-16, 15th)	--
2015-16	20-15 (10-8, t7th)	NIT (2nd Rd)
2016-17	22-11 (10-8, t7th)	NCAA (1st Rd)
2017-18	21-12 (10-8, 7th)	NCAA (1st Rd)
2018-19	26-9 (12-6, 5th)	NCAA (Sweet 16)

TEXAS A&M (5 years) 95-62

Years	Record (SEC)	Postseason
2019-20	16-14 (10-8, t6th)	COVID-19
2020-21	8-10 (2-8, 13th)	--
2021-22	27-13 (9-9, t5th)	NIT (Finalist)
2022-23	25-10 (15-3, 2nd)	NCAA (1st Rd)
2023-24	21-15 (9-9, t7th)	NCAA (2nd Rd)

TOTAL (17 years) 348-217 (158-122)

*The first two games of the 2021-22 season are not reflected in Williams' record.

highest road winning percentage among SEC teams since 2019-20 and are one of only four programs with winning road records in that span.

His 52 combined wins in 2021-22 and 2022-23 were a program record for consecutive season victories, and the 73 wins over the past three seasons were the third-best three-year total in school history. The 73 wins were the fourth-most victories by an SEC program over the past three seasons. Since ending an eight-game losing streak in mid-February in 2022, the Aggies have won 36 SEC regular season or SEC tournament games, more than any other league school in that time span.

His teams have advanced to the postseason 12 times in 16 total chances during his career with 10 NCAA Tournament appearances and two NIT invitations, including four career NCAA Sweet 16 appearances (3 at Marquette, 1 at Virginia Tech), one Elite Eight appearance (2013 Marquette) and one appearance in the NIT Championship game.

Entering his 31st season as a college basketball coach, including 30 seasons at the Division I level, Williams' coaching history includes stints as an assistant, associate head coach and head coach. In addition to his head coaching stints at Texas A&M, Virginia Tech, Marquette and New Orleans, Williams served on staffs at Marquette (2007-08), Texas A&M (2004-06), Colorado State (2000-04), Northwestern State (1999-2000), Texas A&M-Kingsville (1998-99) and UTA (1994-98).

In his previous stint at Texas A&M as an assistant coach and recruiting coordinator on Billy Gillispie's staff, Williams helped bring two nationally-ranked recruiting classes to Aggieland and was part of the basketball renaissance for the program. The 2004-05 team posted the top turnaround in the nation with a 14-game improvement from the previous year and posted the Aggies' first postseason victory in more than 20 years. In 2005-06, the Aggies posted 22 wins and earned their first trip to the NCAA tournament since 1980.

Williams has recruited and coached more than 20 players who have earned all-conference accolades, including two league Players of the Year, two conference Freshmen of the Year and four Associated Press All-Americans. Last season, Wade Taylor IV became the first Aggie to earn first-team All-SEC honors in consecutive seasons and Andersson Garcia received a spot on the league's All-Defensive Team.

He's coached, recruited or developed 16 NBA players over the course of his career, totaling over \$400 million in total salaries and nearly 3,000 games played.

Brent Langdon Williams was born in Greenville, Texas and grew up in the small Texas town of Van Alstyne (population 4,369), which is located 50 miles north of Dallas, Texas. He is one of the few NCAA Div. I head coaches that did not play college basketball. Instead, he was a student assistant at Navarro JC from 1990-92 and Oklahoma City University from 1992-94.

He received the nickname "Buzz" while working as an energetic student assistant for longtime Navarro College coach and mentor Lewis Orr. Williams was inducted into the Navarro College Bulldog Hall of Fame in 2021 as the school honored Williams' climb from "floor maintenance manager" to head coach.

Perhaps the most impactful initiative by Williams was the founding of "Buzz's Bunch," which connects young people with special needs to the game of basketball with an annual Buzz's Bunch game in the fall and a summer clinic. Originally founded during William's time in Milwaukee, Wisconsin at Marquette, Buzz's Bunch continued during his time in Blacksburg, Virginia at Virginia Tech and now at Texas A&M. Every player, coach and staff member has been lucky to develop a relationship, learn and grown from these children as Buzz's Bunch has grown to more than 500 members spanning all three cities.

As part of "Buzz's Bunch," the Williams family endowed scholarships at Virginia Tech and Texas A&M, which are awarded annually to students with a disability. Additionally, Williams' wife, Corey, helped endow a scholarship -- The Buzz and Corey Williams Family Student-Athlete Scholarship -- which is awarded to a female student-athlete at Virginia Tech.

Always seeking to connect to young people, Williams has guest-lectured for the School of Military Science (SOMS) class at Texas A&M the past two fall semesters and he co-taught Sports Management (SPMT) class in the fall of 2024. His lectures for SOMS 380, originating from the Rudder Forum inside the historic Rudder Theatre Complex, featured topics such as "Learning How You Learn," "Leading Through Change," "The Birthday Paradox," "The Principal-Agent Problem" and "Never Assume Anything." Williams also taught similar classes at Virginia Tech.

Williams is married to the former Corey Norman and the couple have two daughters, Zera and Addyson, and two sons, Calvin and Mason. He earned a bachelor's degree in kinesiology from Oklahoma City University in 1994 before completing his master's work in the same field at Texas A&M-Kingsville in 1999.



THE WILLIAMS FAMILY





MEET THE STAFF









THE BISACRES



THE COSTELLOS



THE DISTEFANOS



THE GARCIAS



THE JOHNSONS



THE JONES



THE MARQUARDTS



THE MICHL



THE MONACOS



THE RODRIGUEZS



THE SHAFFERS



THE THORNTONS



DEVIN JOHNSON

ASSOCIATE HEAD COACH

6TH SEASON AT TEXAS A&M | 13TH ON WILLIAMS' STAFF

NEW ORLEANS '08

(BACHELOR'S IN BUSINESS MANAGEMENT)

Devin Johnson enters his third year as the Aggies' associate head coach in 2024-25 and his sixth season at Texas A&M.

A former student-assistant for head coach Buzz Williams at New Orleans, Johnson has served in a variety of roles on Williams' staffs since 2011-12 at Marquette, Virginia Tech and Texas A&M. With connections throughout the professional ranks, Johnson excels at designing workout programs to enhance player development, and he serves as the team's liaison to the NBA, as well as academics.

Known for his strong recruiting skills and team defensive strategies, Johnson has played a key role in the Aggies' success since his arrival in Aggieland. Texas A&M has reached the NCAA Tournament the past two seasons, while winning 20-plus games for the last three years. It was the first time that Texas A&M had reached the "Big Dance" in consecutive seasons and posted three-straight 20-win seasons in more than a decade. The Aggies' 73 wins over the past three seasons ranked No. 25 among all DI schools and fourth in the SEC.

Additionally, Texas A&M has reached the semifinals of the SEC Tournament the past three seasons, including a pair of trips to the Championship game, for the first time since joining the elite league in 2012-13.

Johnson came to Texas A&M in 2019 from Virginia Tech where he was elevated to assistant coach for the 2018-19 season after four seasons as the Director of Player Personnel. Johnson was instrumental in the Tech's run to the Sweet Sixteen in 2018-19 as the Hokies ranked No. 2 in the ACC in defense (62.1 pts/G). During his time in Blacksburg, Johnson helped guide the Hokies to consecutive NCAA Tournament appearances for the first time in program history.

Prior to his arrival at Virginia Tech, Johnson spent two years at Marquette on Williams's staff. He played a crucial role in community initiatives and summer camps in addition to supervising the program's video needs, including staff scouting efforts and exchange procedures.

Before entering the collegiate ranks, Johnson worked for the NBA's New Orleans Hornets from 2008-12. During his five-year tenure, Johnson served as director of group sales and the group sales and game night coordinator.

Johnson was a member of Williams' staff as an undergraduate assistant at UNO during the 2006-07 campaign. He was involved in game day activities associated with the program, as well as assisting with the team's opponent scouting process and game plan development. In 2007-08, Johnson served as the head JV coach and assistant varsity coach at his high school alma mater, Zachary High School.

A 2008 graduate of the University of New Orleans, Johnson earned his bachelor's degree in business management and earned a minor in sport management.

Johnson At a Glance

Hometown: Zachary, La.

High School: Zachary High School

Education: New Orleans '08

Bachelor of Science Business Management

Minor: Sports Management

Work History

2022-Present: Texas A&M, Associate Head Coach

2019-22: Texas A&M, Assistant Coach

2018-19: Virginia Tech, Assistant Coach

2014-18: Virginia Tech, Director of Player Personnel

2012-14: Marquette, Video Coordinator

2008-12: New Orleans Hornets (NBA), Director of Group Sales / Group Sales & Game Night Coordinator

2007-08: Zachary (La.) High School, JV Head Coach / Varsity Assistant Coach

2006-07: New Orleans, Student Coach





LYLE WOLF

ASSISTANT COACH

6TH SEASON AT TEXAS A&M | 13TH ON WILLIAMS' STAFF
 TRANSYLVANIA (KY.) '10 (BACHELOR'S IN BUSINESS ADMINISTRATION)
 EAST TENNESSEE STATE '18 (DOCTORATE IN GLOBAL SPORTS LEADERSHIP)

Lyle Wolf enters his sixth season as an assistant coach Texas A&M in 2024-25 and has more than a decade of experience on head coach Buzz Williams' staffs at Marquette, Virginia Tech and Texas A&M.

A strong recruiter and offensive strategist, Wolf excels in building relationships and organizational leadership. He has played a key role in the Texas A&M's success since his arrival in Aggieland. Wolf has played a key role in the Aggies' success since his arrival in Aggieland. Texas A&M has reached the NCAA Tournament the past two seasons, while winning 20-plus games for the last three years. It was the first time that Texas A&M had reached the "Big Dance" in consecutive seasons and posted three-straight 20-win seasons in more than a decade. The Aggies' 73 wins over the past three seasons ranked No. 25 among all DI schools and fourth in the SEC.

Additionally, Texas A&M has reached the semifinals of the SEC Tournament the past three seasons, including a pair of trips to the Championship game, for the first time since joining the elite league in 2012-13.

Wolf came to Texas A&M after a five-year stint at Virginia Tech. He was promoted to director of basketball operations in 2018-19 when the Hokies posted a 26-9 record and made to a run to the Sweet Sixteen of the NCAA Tournament. Previously, Wolf served as the assistant to the head coach and director of student-athlete development. Wolf contributed to the program's turnaround as Virginia Tech made four postseason appearances including three straight trips to the NCAA Tournament for the first time in program history.

Wolf began his collegiate coaching career as a graduate assistant on Williams' staff at Marquette. He assisted in the day-to-day operations of the program and supervised the team's managerial staff before obtaining a master's degree in sports leadership in the spring of 2014.

A native of Lexington, Kentucky, Wolf earned a bachelor's degree in business administration from Transylvania (Ky.) University in 2010. He was a member of the Transylvania basketball team in 2006-07. Following graduation, Wolf served as the junior varsity basketball coach at Sayre School in Lexington in 2011-12.

Wolf earned his Doctorate of Education in global sports leadership from East Tennessee State in March 2018.

Wolf and his wife, Perren, have a son, Bauer.

WOLF AT A GLANCE

Hometown: Lexington, Ky.

College: Transylvania (Ky.) University, 2010

Family: Wife - Perren | Son - Bauer

COACHING HISTORY

2013-14: Marquette, Graduate Assistant

2014-17: Virginia Tech, Assistant to Head Coach/Director of S-A Development

2018-19: Virginia Tech, Director of Basketball Operations

2019-Present: Texas A&M, Assistant Coach







STEVE ROCCAFORTE

ASSISTANT COACH

4TH SEASON AT TEXAS A&M | 8TH ON WILLIAMS' STAFF

LAMAR '89

(BACHELOR'S IN APPLIED ART AND SCIENCES)

Known nationally as a tireless recruiter and enthusiastic floor coach, Steve Roccaforte enters his fourth season as an assistant coach at Texas A&M in 2024-25.

Roccaforte worked for head coach Buzz Williams previously for four years at Virginia Tech, three as an assistant and one as associate head coach. "Rocc" came to Aggieland after spending three seasons as associate head coach at East Carolina.

A veteran of more than 30 seasons as a collegiate basketball coach, he's made an immediate impact on the Aggies, who have reached the NCAA Tournament the past two seasons, while winning 20-plus games for the last three years. It was the first time that Texas A&M had reached the "Big Dance" in consecutive seasons and posted three-straight 20-win seasons in more than a decade. The Aggies' 73 wins over the past three seasons ranked No. 25 among all DI schools and fourth in the SEC.

Additionally, Texas A&M has reached the semifinals of the SEC Tournament the past three seasons, including a pair of trips to the Championship game, for the first time since joining the elite league in 2012-13.

With Williams at Virginia Tech, Roccaforte helped the Hokies earn back-to-back NCAA Tournament at-large bids in 2017 and 2018 and post three consecutive 20-win seasons (2015-18). He also helped the Hokies win 10 ACC games in three consecutive seasons for the first time since joining the conference in 2004.

Roccaforte has worked with some of the top coaches in the business and has recruited some of the top talent in the country. He has served under national coaches of the year in John Calipari, Perry Clark and Billy Tubbs to develop multiple nationally-ranked recruiting classes.

Roccaforte has helped assemble top 20 recruiting classes at seven institutions, including the nation's top-rated class at Memphis in 2001. He also aided in the construction of a pair of top 10 classes at Lamar, three additional top 15 classes at Memphis, USF and East Carolina and

three top-25 groups at both Tulane and Virginia Tech. In total, Roccaforte has facilitated 14 top-25 units, including four top-10. According to former ESPN Senior Recruiting Analyst Dave Telep, Roccaforte is one of the 25 hardest-working coaches in the nation as well as one of the top 15 recruiters in the country.

During his career, Roccaforte has coached, signed or received commitments from 34 future NBA players including six-time All-Star Amare Stoudemire and 2008 NBA Champion Kendrick Perkins, along with first-round draft picks Dejuan Wagner, Antonio Burks, Qyntel Wood, Rodney Carney, Nickeil Alexander-Walker. Additionally, Roccaforte coached former NBA standout Mike James (Brooklyn Nets) during his stint as the head coach at Lamar.

Roccaforte is no stranger to postseason play, having served on the staff of 14 teams that extended their seasons. He has been to seven NCAA tournaments at five different schools – Texas A&M (2), Virginia Tech (2), USF, Tulane and Memphis, along with NIT appearances at Tulane, Wyoming, Memphis, Virginia Tech and Texas A&M. He's helped three teams to the NIT semifinals and was part of Memphis' NIT Championship team in 2002 and the Aggies' NIT finalist team in 2022.

orte joined the coaching staff at Virginia Tech following three years as an assistant coach at South Florida. He played a large role in USF getting a top-15 recruiting class for both the 2012-13 and 2013-14 seasons and helped the Bulls advance to the round of 32 in the 2012 NCAA Tournament.

Prior to USF, Roccaforte was the head coach at his alma mater, Lamar University, for five seasons from 2006-11 after serving as an assistant coach for Billy Tubbs' Cardinals from 2003-06. In his five seasons as head coach, Roccaforte's teams posted a sparkling 55-20 home record, and he guided LU to its first Southland Conference regular-season championship in nearly 30 years in 2007-08 when he earned SLC Coach of the Year honors.

He also served coaching stints at Memphis (2000-03), Wyoming (1998-00), Tulane (1994-98) and Centenary (1989-94) to begin his career.

A native of Port Arthur, Texas, Roccaforte earned his bachelor's degree in applied art and sciences from Lamar University in 1989. He has two daughters, Victoria Elise and Sofia Rose, and a son, Lucien Anthony.

Roccaforte At a Glance

Hometown: Port Arthur, Texas

High School: Jefferson High

College: Lamar, 1989

Children – Daughters: Victoria Elise, Sofia

Rose; Son: Lucien Anthony

Coaching History

2021-Present: Texas A&M, Assistant Coach

2018-21: East Carolina, Associate Head Coach

2017-18: Virginia Tech, Associate Head Coach

2014-17: Virginia Tech, Assistant Coach

2011-14: South Florida, Assistant Coach

2006-11: Lamar, Head Coach

2003-06: Lamar, Assistant Coach

2000-03: Memphis, Assistant Coach

1998-00: Wyoming, Assistant Coach

1994-98: Tulane, Assistant Coach

1989-94: Centenary, Assistant Coach





VINCE WALDEN

ASSISTANT COACH

6TH SEASON AT TEXAS A&M | 6TH SEASON WITH WILLIAMS
LONGWOOD '01 (BACHELOR'S IN SOCIAL WORK)

Vince Walden was elevated to assistant coach for the 2024-25 season after joining head coach Buzz Williams' staff in 2019 as director of basketball operations. He has more than 20 years of coaching experience with collegiate stops at Liberty, Arkansas State and Elon and in the high school ranks at IMG Academy (Fla.).

Walden added off-campus recruiting to his bucket of responsibilities, while retaining a variety of day-to-day coaching and administrative duties, providing scouting reports on opponents and analyzing film and advanced metrics.

Walden has played a key role in the Aggies' success since his arrival in Aggieland. Texas A&M has reached the NCAA Tournament the past two seasons, while winning 20-plus games for the last three years. It was the first time that Texas A&M had reached the "Big Dance" in consecutive seasons and posted three-straight 20-win seasons in more than a decade. The Aggies' 73 wins over the past three seasons ranked No. 25 among all D1 schools and fourth in the SEC.

He came to Aggieland after a short stint at Elon and two seasons as assistant coach at Arkansas State. While with the Red Wolves, he helped develop and coach All-Sun Belt guard Ty Cockfield.

Prior to his time with the Red Wolves, Walden had two stints with IMG Academy basketball program in Bradenton, Florida from 2006-12 and 2015-17 as the national team head coach.

Walden, a 2017 Naismith Trophy High School Boys Coach of the Year finalist, guided IMG Academy to a 26-2 record in 2016-17, as well as an appearance in the DICK'S Sporting Goods High School Nationals as the No. 2 seed. He helped the team to a No. 1 ranking in the Max Preps poll in 2016-17 and finished with a 53-12 record over his last two seasons with the Ascenders. Trevon Duval, a McDonald's All-American and Jordan Brand Classic invitee, shined for Walden during his last season at IMG Academy, becoming the first player in the program to be invited to McDonald's All-American game and third to play in the Jordan Brand Classic.

As head coach at IMG Academy, he oversaw four basketball teams and four coaches and was responsible for retention, player transitions and organizing future plans for graduating seniors. He was widely credited with building a culture that was centered on a positive and energetic atmosphere for

players while teaching team and individual skills that developed character and leadership qualities, both on and off the court.

He spent three seasons from 2012-15 as an assistant coach at Liberty University. Walden was an integral part in Liberty's 2013 Big South Tournament championship run. The Flames rallied to win four-straight games against three of the top seeds in the tournament to advance to the NCAA Tournament. Walden trained and developed guard Davon Marshall, who was awarded the Big South Tournament MVP connecting on 17-of-24 3-point field goals. Marshall surpassed Seth Curry (102) for the most three-point field goals in a season with 107 in the 2012-13 season.

Prior to joining the Liberty staff, Walden had his first stint with IMG as the national team head coach and recruiting coordinator from 2006-12. He compiled a record of 146-56 record in that span and had a combined record of 201-68 in his time with the Ascenders.

Walden has coached or developed more than 50 professional players, including 2014 second round NBA Draft picks Dwight Powell and DeAndre Daniels.

Walden graduated with a degree in social work from Longwood in 2001, where he was a four-year letterwinner in basketball from 1994-98 and a three-year captain for the Lancers.

Walden and his wife, LaKeesha, have two sons, Vince Jr. and Zach, and a daughter, Kari.

WALDEN AT A GLANCE

Hometown: Suffolk, Va.

High School: Lakeland High

College: Longwood, 2001

Family: Wife - LaKeesha | Children - Vince Jr., Zach, Kari

COACHING HISTORY

2006-12: IMG Academy, National Team Head Coach

2012-15: Liberty, Assistant Coach

2015-17: IMG Academy, National Team Head Coach

2017-19: Arkansas State, Assistant Head Coach

2019-24: Texas A&M, Director of Basketball Operations

2023-24: Texas A&M, Director of Basketball Operations/On-Campus Coach

2024-Present: Texas A&M, Assistant Coach







DALE LAYER

SPECIAL ASSISTANT TO THE HEAD COACH

6TH SEASON AT TEXAS A&M | 12TH SEASON WITH WILLIAMS

ECKERD COLLEGE '80 (BACHELOR'S IN PSYCHOLOGY)

EASTERN KENTUCKY '83 (MASTER'S IN COUNSELING)

Dale Layer enters his sixth season as special assistant to the head coach at Texas A&M in 2024-25. Layer and head coach Buzz Williams have a long history of working together, including stops at Colorado State, Marquette and Virginia Tech.

Layer served in a similar role at Virginia Tech in 2018-19 after one season as an assistant coach at Mercer. He spent the 2016-17 season as an assistant coach with the Greensboro Swarm of the NBA G League.

Layer joined the Swarm after six seasons as head coach at Liberty. In his time in Lynchburg, he led the Flames to a Big South Tournament Championship and NCAA Tournament appearance in 2013, set a school record for conference wins in a season with 13 during the 2011 season.

Layer's head coaching tenure at Liberty was his second stint with the school, after serving as an assistant coach under Ritchie McKay. Between his years at Liberty, he spent a season as an assistant at Marquette under Williams. At Marquette, he helped the Golden Eagles reach the second round of the NCAA Tournament and a 24-9 mark, ranking as high as eighth nationally.

Prior to his time with Liberty, he served as the head coach at Colorado State for seven seasons, where he led the Rams to 103 wins and an NCAA Tournament berth in 2003 off the heels of the program's

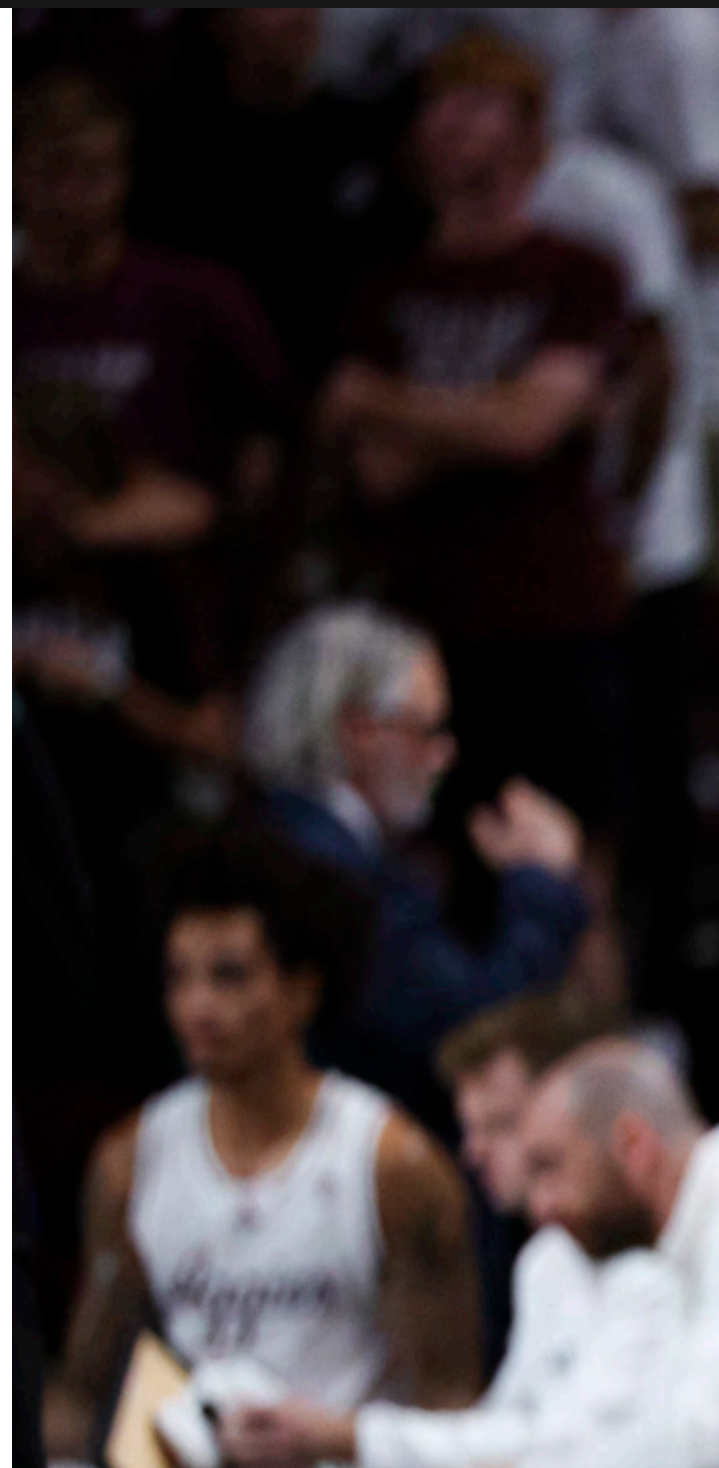
Mountain West tournament title, which was the first NCAA berth for the school in 13 years. Williams was an assistant to Layer at CSU from 2000-04.

Layer took the reigns over in Fort Collins after two-year stint as an assistant coach with the Rams, helping guide the team to two top-25 wins in 1998 over UCLA and Utah followed by an NIT appearance in 1999.

Layer made the trip to Colorado after 10 years at Queens University in Charlotte, serving as head coach and athletic director. After starting the program following the university's transition to a co-ed school in 1988, he led the Royals to eight winning seasons in his nine years with 167 wins and a pair of NCAA Division II Tournament appearances to go along with two conference tournament titles.

Layer's coaching career began as an assistant at his alma mater, Eckerd College, in 1980 for two seasons before spending a year as a graduate assistant at Eastern Kentucky. He returned to Eckerd for five more seasons as an assistant.

Layer graduated from Eckerd College in 1980 with a Bachelor of Arts degree in psychology and received his Master of Arts degree in counseling from Eastern Kentucky in 1983.







EDDIE BENION

SR. ASSOC. ATHLETICS TRAINER

6TH SEASON AT TEXAS A&M | 7TH SEASON WITH WILLIAMS

MISSOURI '95 (BACHELOR'S IN ECONOMICS)

MICHIGAN STATE (MASTER'S IN KINESIOLOGY)

Eddie Benion begins his sixth season as the senior associate athletic trainer for the Texas A&M men's basketball team and his seventh campaign on head coach Buzz Williams' staff in 2024-25.

The versatile Benion plays an integral role managing the daily healthcare of the men's basketball team and the operation of the training room. He handles the team's daily injury and illness management, medical evaluations and treatments, rehabilitation protocols, corrective exercises, recovery strategies and post-operative care.

Prior to joining the staff at Texas A&M in 2019, Benion served as assistant athletics director for sports medicine at Virginia Tech for one season following eight years in a similar role at VCU, where his primary duties were with men's basketball.

Prior to VCU, Benion spent six seasons as the head athletic trainer at Cleveland State. He was responsible for all aspects of the athletic training program, including the ordering and maintenance of supplies and equipment, coordinating preseason physicals and in-season medical care, filing athletic insurance claims and supervising the student athletic training program.

Before his time with the Vikings, he spent six years as the head athletic trainer at Alabama A&M and a year as the head athletic trainer at East Lansing (Mich.) High School.

A native of St. Louis, Missouri, Benion earned his bachelor's degree in nutrition and physical fitness from the University of Missouri in 1995. He served as a student trainer for the Tigers for three years, overseeing the volleyball team's medical needs. Benion went on to earn a master's degree in kinesiology at Michigan State while working with the Spartans' football, men's soccer and cheerleading teams.

A certified athletic trainer by the National Athletic Trainer's Association (NATA), Benion completed a pair of athletic training internships with the National Football League, working with the New York Giants preseason camp in 1994 and the Kansas City Chiefs in 1995.





STEVE GEPHARDT

DIRECTOR OF STRENGTH & CONDITIONING

5TH SEASON AT TEXAS A&M | 5TH SEASON WITH WILLIAMS

ARIZONA STATE '06

(BACHELOR'S IN KINESIOLOGY)

Steve Gephardt enters his fifth season as the director of strength and conditioning with the Texas A&M men's basketball program in 2024-25.

Known for his innovative player development strategies, Gephardt is responsible for the day-to-day fitness and performance of the men's basketball team. In his role, Gephardt develops in-season and off-season programs designed to enhance speed development, power production, mobility, flexibility and injury prevention.

Gephardt came to Texas A&M from TCU where he served as associate head strength and conditioning coach for 13 years. He had direct oversight of the strength and conditioning programs for the men's

basketball and men's golf programs and assisted with development of the football program.

Before his stint at TCU, Gephardt served as a graduate assistant at UAB, overseeing the strength program for volleyball and women's tennis while assisting with all Blazer sports teams.

Certified by both the National Strength Coaches Association and the College Strength and Conditioning Coaches Association, Gephardt earned his bachelor's degree in kinesiology from Arizona State in 2006.

Gephardt and his wife, Meghan, have two children, Kaiden and Evyn.





JOSH CHAMBERS

DIRECTOR OF CREATIVE

6TH SEASON AT TEXAS A&M | 10TH SEASON WITH WILLIAMS

VIRGINIA TECH '14

(BACHELOR'S IN ECONOMICS)

Josh Chambers begins his sixth season at Texas A&M as the team's director of creative and 10th year as a member of head coach Buzz Williams' staff in 2024-25.

Among his litany of duties are coming up with creative ways to implement Coach Williams' cultural philosophy on and off the court, writing lesson plans and designing presentation outlines that help educate players and staff on leadership and relative team related topics, as well as developing supplementary content that facilitates objectives within team meetings, practices, and other Coach Williams speaking engagements.

Chambers also oversees the facility designs and signage around the building, ensuring messaging, quotes, and aesthetics coincide with Coach Williams and Texas A&M core values.

Chambers is responsible for coming up with and bringing the ideas to life with the design and presentation of Aggie Basketball's famous 'Quote Shirts' — a staple of Coach Williams' programs: a collection of 12 uniquely designed shirts, given out annually only to members of the organization, used to teach players and staff life lessons to benefit their lives outside of basketball.

Chambers oversees the design of all recruiting materials, as well as providing assistance on Williams' @TeamCoachBuzz social media platforms.

Additionally, Chambers manages a group student content creators and serves as the team's liaison to the men's basketball social team.

Chambers first joined Williams' staff at Virginia Tech as a graphic designer in 2016. As his responsibilities evolved, Chambers' title changed to director of recruiting operations. His responsibilities includ-

ed creation of all recruiting content coming from within the program, facility re-design, managing the recruiting mailing lists, social media outreach and game uniform and practice gear designs.

Prior to joining the Hokies, Chambers worked as vice president of strategic planning under Nike's director of international basketball and hall of fame coach George Raveling in Los Angeles. He worked directly with Raveling on consulting projects involving Nike, USA Basketball, the Los Angeles Clippers, the AAU, the Basketball Hall of Fame and a variety of high-major NCAA basketball programs.

In 2015, Chambers started his own collegiate athletics recruiting company named Won't Lose Designs. This company serviced more than 10 Division I programs, including a variety of men's and women's amateur sports as well as several NBA players.

A native of Lorton, Virginia, Chambers earned his bachelor's degree in economics from Virginia Tech in 2014. He was a student manager for the Hokie basketball team for two seasons under coach James Johnson (2013-14) and Williams (2014-15). He donated his athletics scholarship that he received as a manager to the ALS Association in honor of his late father, Col. Jay Chambers, who passed from Lou Gehrig's disease in 2010. As a part of a variety of charity projects, Chambers has raised over \$10,000 for the ALS association, and continues to stay passionate about spreading awareness and the ongoing search for a cure.

Chambers and his wife, Sammi, married in June 2022 and live in College Station with their mini cockapoo, Lulu. The couple's first child, Joshua Daniel Chambers Jr. or "JJ" was born in June of 2024. Sammi Chambers is the head girls basketball coach at Allen Academy in Bryan, Texas.





GRANT HENDRIX

DIRECTOR OF OPERATIONS

1ST SEASON AT TEXAS A&M | 1ST SEASON WITH WILLIAMS

AUBURN '17 (BACHELOR'S IN BUSINESS ADMINISTRATION)

AUBURN '18 (BUSINESS ADMINISTRATION / INFORMATION SYSTEMS)

Former Houston Texans operations and logistics manager Grant Hendrix is in his first season as the director of operations for the Texas A&M men's basketball team in 2024-25.

Hendrix held a variety of roles for the Texans over the past six years, including as the team's football operations and team logistics manager under director Clay Hampton since 2022.


Hendrix was responsible for the Texans' lodging needs and managing hotel relationships within Houston, while also overseeing communication with airline ground operations for all road game travel. He supported new player and staff onboarding as well as any other logistical needs within the club. Additionally, he was a member of the Special Teams unit, assisting with all on-field needs and practices.

In 2023, the Texans placed first in the team travel department category and received an A+ rating in the first-ever NFL Players Association team report card survey.

He previously served as the executive assistant for former Texans head coach David Culley, helping create practice scripts, form daily itineraries and overseeing correspondence. He started his career with the Texans as an intern in football operations and facilities in 2019.

A 2017 graduate of Auburn University, Hendrix began his career in athletics as a graduate assistant in facilities and operations under Jeff Steele from 2018-19 and the business office under Zach Springer from 2017-18 at Auburn, while pursuing a pair of master's degrees in business administration (MBA) and information systems (MSIS). As an undergraduate, he graduated cum laude with a bachelor's degree in business administration with a double major of finance and entrepreneurship & family business.

A native of Lexington, South Carolina, Hendrix is the son of Gregg and Wendy Hendrix and has two sisters, Sarah Ball (husband Andy) and Claire Hendrix.





TJ RYAN

DIRECTOR OF SCOUTING

6TH SEASON AT TEXAS A&M | 7TH SEASON WITH WILLIAMS

FRANKLIN COLLEGE '18

(BACHELOR'S IN PSYCHOLOGY)

TJ Ryan begins his fourth season as the program's Director of Scouting and sixth year at Texas A&M in 2024-25.

Among Ryan's myriad duties are overseeing the team's video analysis software, managing team analytics and overseeing recruiting content. He programs the team's preseason individual workouts and Boot Camp. Additionally, he monitors the transfer portal for Texas A&M.

Ryan came to Aggieland in 2019 as the program aide after joining head coach Buzz Williams' staff at Virginia Tech in 2018-19 as a graduate manager.

Prior to Virginia Tech, Ryan spent three years as a student-assistant at Division III Franklin College in Indiana after playing as a freshman. As an undergraduate, he traveled the country working different college basketball camps, including Butler, Liberty,

UCLA, Virginia Tech, Virginia, Xavier and skills camps at EGT Live and Driven Training

He also studied abroad where he held internships with Movistar Estudiantes and CB Zentro San Jorge Basketball in Madrid, Spain, and MHP Riesen Ludwigsburg, in Ludwigsburg, Germany.

A native of St. Petersburg, Fla., Thomas Joseph Ryan IV graduated from Franklin in May 2018 with a degree in psychology. He is the son of Kristy and Tom Ryan, who coached men's basketball for 23 years and currently serves as the Director of Athletics at Eckerd College.

As an undergraduate, Tom Ryan played at Eckerd while current Texas A&M special assistant to the head coach Dale Layer was an assistant coach.





ANTONIO MCKENZIE

DIRECTOR OF PLAYER RELATIONS

7TH SEASON AT TEXAS A&M | 6TH SEASON WITH WILLIAMS

NORTH TEXAS '95

(BACHELOR'S IN KINESIOLOGY)

An integral part of Aggie Basketball's team culture, Antonio McKenzie enters his fourth season as the director of player relations and seventh season with the program in 2024-25.

In his role as director of player relations, McKenzie serves as a mentor for the players and assists in the player's development as a student and basketball player. He serves as the team liaison to the parents of current players and oversees engagement with former players. He also assists with on-campus recruiting and provides scouting analysis on opponents. Additionally, McKenzie, who earned a master's degree from the Dallas Theological Seminary, serves as the team's chaplain.

McKenzie joined the basketball program as a character coach through the Nations of Coaches organization in 2018-19. As the team's character coach, McKenzie focused on the development of the student-athletes and taught them what it takes to be a leader and a man of integrity.

Prior to his appointment as character coach, McKenzie served as coach and chaplain for the AAU organization Texas Titans for 12 years. With the Titans, his responsibilities included implementing practice plans, skill development and serving as a mentor for the student-athletes. Additionally, McKenzie served as head basketball coach at Link Year Academy in 2017-18.



A Dallas native and graduate of South Oak Cliff High School, McKenzie received his bachelor's degree in kinesiology from the University of North Texas in 2004 and was a two-time letterwinner for the Mean Green basketball team.

McKenzie and his wife, Lisa, have five children, Ariana, Alesha, AJ, Aaliyah and Anthony.



LANDRY MOFFETT

ADMINISTRATIVE COORDINATOR

6TH SEASON AT TEXAS A&M | 6TH SEASON WITH WILLIAMS

TEXAS A&M '22

(BACHELOR'S IN SPORT MANAGEMENT)

Landry Moffett enters her sixth season with the men's basketball program and third as the team's administrative coordinator in 2024-25.

In her role, Moffett helps organize travel for road games, helps coordinate recruiting visits and assists with the team's budget. Moffett plays a large role in coordinating the head coach's calendar and daily schedule, and she serves as the administrator of Buzz's Bunch and basketball camps. She supervises the team's meals and serves as the liaison to the staff families.

Prior to her promotion, she was an office administrative assistant for three seasons where she assisted with day-of-event logistics, including catering, registration and hospitality.

From Fredericksburg, Texas, Moffett graduated from Texas A&M in May 2022 with a Bachelor of Science in sport management.





WABISSA BEDE

PROGRAM AIDE

4TH SEASON AT TEXAS A&M | 4TH SEASON WITH WILLIAMS

VIRGINIA TECH '21 (BACHELOR'S IN COMMUNICATION STUDIES)
VIRGINIA TECH '21 (MASTER'S IN AGRICULTURAL & LIFE SCIENCES)

An integral part of the culture within the Texas A&M basketball team, former Virginia Tech basketball standout Wabissa Bede enters his fourth season as the program aide in 2024-25.

In this role, Bede assists with all aspects of the program, recruiting organization, student-athlete development, advanced analytics and camps. Bede was recruited to Virginia Tech by then-head coach Buzz Williams and he played his first two seasons for Williams.

An accomplished point guard in his playing days, Bede was a four-year letterwinner for the Hokies from 2017-2021 and helped Virginia Tech to three NCAA Tournament appearances. He led the Hokies in assists as a junior and senior and finished his career with 351 which ranks on the school's top 10 list.

Nominated for the 2021-22 Senior CLASS Award, Bede amassed 453 points, 279 rebounds, 351 assists, 97 steals and 30 blocks in 117 games.

As a junior in 2019-20, Bede registered 177 assists with just 53 turnovers for the nation's sixth-best assist-to-turnover ratio at 3.34. His 5.53 assists per



game ranked fourth in the ACC and his 177 total assists ranks as the third-most in a season in Virginia Tech history.

An excellent student, Bede was a two-time ACC All-Academic selection and was nominated for an ACC Honorary Postgraduate Scholarship in 2020-21.

The North Andover, Massachusetts, native graduated from Virginia Tech with a bachelor's degree in communication studies with a minor in sociology, and his master's degree in agricultural and life sciences with a concentration in leadership studies.



CRAIG BISACRE

ASSISTANT ATHLETICS DIRECTOR FOR 12TH MAN CREATIVE

6TH SEASON AT TEXAS A&M | 6TH SEASON WITH WILLIAMS
GEORGE MASON '15 (BACHELOR'S IN INTERGRATIVE STUDIES)

Craig Bisacre serves as the Assistant Athletics Director for Branding and Creative at Texas A&M University Athletics.

In this role, he oversees 12th Man Creative, Texas A&M Athletics' in-house creative agency, which covers all aspects of graphics, photos, social media, digital, and facility branding. Bisacre ensures a cohesive and impactful visual presence, spearheading innovative branding strategies and campaigns that enhance the visibility and engagement of Texas A&M athletics programs.

Joining Texas A&M in August 2019 as the department's first full-time staff photographer, Bisacre has played a pivotal role in capturing the essence of Texas A&M's athletic programs. Since the formation of 12th Man Creative in 2020, he has been an integral part of the team and essential to its growth. His leadership has significantly contributed to enhancing the brand and connecting with the community through compelling visual content.

Bisacre graduated from George Mason University in Fairfax, Virginia, earning a Bachelor of Arts in Integrative Studies with a concentration in Photojournalism. Before relocating to College Station, Texas, he served as the Head Photographer at Indiana University Athletics from 2017 to 2019 and the Assistant Photographer for the University of Tennessee Athletics from 2015 to 2017. His passion



for photography drives him to produce unique and engaging images that capture the true beauty of sports beyond the game.

Beyond work, Bisacre enjoys spending time with his wife, Hayley, their golden retriever, Oakley, and their two rescue cats, Larry and Lucy. He also loves fly fishing with his dad, exploring the great outdoors, and traveling with his family.



BRAD MARQUARDT

ASSISTANT ATHLETICS DIRECTOR FOR
ATHLETICS COMMUNICATIONS

35TH SEASON AT TEXAS A&M | 3RD SEASON WITH WILLIAMS
TEXAS A&M '88 (BACHELOR'S IN JOURNALISM)

One of the most versatile members of the Texas A&M athletics department, Brad Marquardt has handled the publicity efforts for virtually every varsity sport at some point during his 30-plus years in Aggieland. He currently serves as the Assistant Athletics Director for Athletics Communications and oversees the publicity efforts for the men's basketball team.

An award-winning journalist, six of his Marquardt's publications have earned "Best in the Nation" honors from the College Sports Communicators, and he's earned more than 25 publication awards during his career. His publicity campaigns have helped multiple Aggies win national awards, including the Heisman Trophy, and garnered dozens of All-America citations.

Marquardt has served as the media director for a variety of conference, regional and national events, and assisted with the media operation at 28 football bowl games. He served as the Media Director at the 2009 NCAA Men's Swimming and Diving Championships and the 2011 NCAA Women's Golf Championships. In the Spring of 2013, Marquardt was the Media Director at the Southeastern Conference Swimming and Diving Championships, which was the first SEC Championship hosted by Texas A&M.

A 1988 graduate of Texas A&M with a bachelor's degree in journalism with a minor in marketing, Marquardt began his career in communications as the assistant editor of The Georgia Bulldog magazine where he served under CoSIDA Hall of Famer Claude Felton and current Allstate Sugar Bowl CEO Jeff Hundley from 1989-90 before returning to



Texas A&M. Marquardt was a student assistant in the A&M sports information office from 1987-89, learning the craft from sports information legends Ralph Carpenter and John "Ranger" Keith.

The son of Glenn and Barbara Marquardt of Boerne, Texas, Marquardt married the former Jenny Green in 2010 and the couple have five children: Cameron (wife Lucy) and Daniel Marquardt and Cody, Ashton and Penny Green.



MACY RICHARDSON

SCHOLASTIC SUPERVISOR

3RD SEASON AT TEXAS A&M | 3RD SEASON WITH WILLIAMS
LSU '17 (BACHELOR'S IN SPORT MANAGEMENT)
LSU '20 (MASTER'S IN LEADERSHIP & HUMAN RESOURCE
DEVELOPMENT)

Macy Richardson was elevated to Assistant Director of Academic Services in the fall of 2024 and is in her third season as scholastic supervisor for the men's basketball team in 2024-25.

In her role, Richardson advises the men's basketball student-athletes regarding degrees and courses of study, monitors academic progress and graduation plans and connects the student-athletes to academic resources. She also assists with scheduling of courses and communicates with the coaching staff about the academic progress of student-athletes.

Richardson came to Texas A&M from the University of Minnesota where she handled academic counseling for the Golden Gopher track and field and cross country teams from 2020-22. Prior to her stint in Minneapolis, Richardson served as a graduate assistant and intern in the academic affairs unit at her alma mater, LSU.

From Lewisville, Texas, Richardson earned her bachelor's degree in sports management in 2017 and her master's in leadership and human resource development in 2020.





CESAR RODRIGUEZ

PRODUCER/EDITOR, 12TH MAN PRODUCTIONS

3RD SEASON AT TEXAS A&M | 2ND SEASON WITH WILLIAMS

TEXAS A&M '19

(BACHELOR'S IN AGRICULTURAL COMMUNICATIONS AND JOURNALISM)

Award-winning content creator Cesar Rodriguez is in his second season working with the Aggie men's basketball team and third year as a Producer/Editor for 12th Man Productions in 2024-25.

Rodriguez has recognized for his work with Texas A&M Football's award-winning series "The Pulse," which received a Lone Star EMMY in 2023 and was nominated for an EMMY in 2024.

He re-joined 12th Man Productions in September of 2022 after two years as a video editor for the MLB's Seattle Mariners. Rodriguez was awarded a Northwest Regional EMMY for his contributions to the Mariners' behind-the-scenes show "From the Corner of Edgar and Dave."

Prior to that, he worked for the United States Olympic and Paralympic Committee for two years, creating content for Team USA's social media.

A 2019 graduate of Texas A&M with a degree in agricultural communications and journalism, Rodriguez served as student worker at 12th Man Productions for three years and worked closely with multiple teams, including the men's basketball team that advanced to the NCAA Sweet 16 in 2018.

A native of Texarkana, Texas, Rodriguez enjoys traveling, photography, and watching movies in his free time.



SHANE SINON

GRADUATE ASSISTANT

1ST SEASON AT TEXAS A&M | 1ST SEASON WITH WILLIAMS

LIBERTY '22

(BACHELOR'S IN HEALTH AND PHYSICAL EDUCATION)

Shane Sinon plays an integral role in the success of the Texas A&M men's basketball program in his first season as the team's graduate assistant in 2024-25.

Sinon handles all manner of tasks relating to head coach Buzz Williams's daily schedule and calendar, including film projects, practice and travel preparation and team inventory.

A native of Poughkeepsie, New York, Sinon came to Texas A&M from Oral Roberts University where he led player development workouts, assisted with

film, recruiting, analytics and opponent scouting reports for the Golden Eagles basketball program from 2023-24.

He earned a bachelor's degree in health and physical education from Liberty University in 2022. While at Liberty, Sinon was a manager for the Flames basketball team all four years and was the head manager as a junior and senior. Sinon also served as the head boys basketball coach at Amherst (Va.) Middle School and taught physical education at the elementary school from 2022-23.



JELANI SPAIN

GRADUATE ASSISTANT

5TH SEASON AT TEXAS A&M | SEASON WITH WILLIAMS

TEXAS A&M '22

(BACHELOR'S IN SPORT MANAGEMENT)

A four-year manager for the Texas A&M men's basketball team, Jelani Spain is in his first year as a graduate assistant for the Aggies in 2024-25.

Among his duties as a student manager were assisting with player workouts, managing the daily organization of the locker room and offices, and serving as the visiting team liaison. He also assisted with scouting and on-campus recruiting visits.

During his four seasons as a student manager, Spain was a part of two NCAA Tournament squads, one

NIT Championship Game appearance and two trips to the SEC Tournament Championship Game.

A native of Atlanta, Georgia, Spain has also served as a team attendant for the Atlanta Hawks (NBA), head team attendant for the College Park Skyhawks (NBA G League) and football equipment intern for the Atlanta Falcons (NFL).

Spain earned his bachelor's degree in sports management in 2024 and is pursuing his master's in sports management.



TREV ALBERTS

DIRECTOR OF ATHLETICS

1ST YEAR AT TEXAS A&M

NEBRASKA '93 (BACHELOR'S IN COMMUNICATIONS)

A veteran administrator and College Football Hall of Famer, Trev Alberts was hired as Texas A&M's Director of Athletics on March 13, 2024 after a successful three-year stint at his alma mater, the University of Nebraska.

Under Alberts' leadership, Nebraska posted back-to-back top 30 finishes in the Learfield Directors' Cup for the first time in a decade, including a No. 22 effort in 2023-24. It was the Cornhuskers' highest finish in the Directors' Cup since 2010.

Nebraska's athletic achievements in 2023-24 included a NCAA top-10 finishes by seven teams: women's volleyball (No. 2), men's gymnastics (No. 4), women's soccer (No. 5), women's bowling (No. 5), women's rifle (No. 8), men's wrestling (No. 9) and women's track & field (No. 9). The Huskers tallied Big Ten regular season or tournament championships in women's soccer, volleyball, men's gymnastics, men's outdoor track & field and baseball.

In his first season at Nebraska in 2021-22, Alberts helped the Huskers navigate the ever-changing landscape of Name, Image and Likeness (NIL) guidelines for the benefit of Nebraska student-athletes. He led the development of the N-Vest Nebraska program to award \$5,980 per year to student-athletes who meet academic benchmarks. Alberts also spearheaded the charge to complete the fundraising for Nebraska's Go Big Project with Phase I, which included a new football facility, being completed in the spring of 2024. The project will also house academic, life skills, nutrition and support services for all Nebraska student-athletes.

A tireless worker who puts both the interests of student-athletes and fans first, Alberts helped orchestrate a qualitative survey of Nebraska's fan base to help shape the future of Memorial Stadium's game-day atmosphere. Alberts also focused much of his time on developing the first strategic plan for Nebraska Athletics in 15 years. He committed himself to providing intense support and a unifying vision for Nebraska's coaches across all sports.

He continued to make a mark on Nebraska Athletics in his second year. Alberts conducted a thorough, nationwide search for a new leader for the Husker football program in the fall of 2022 that resulted in the hiring of Matt Rhule as Nebraska's new head coach. Rhule has a proven track record as a program builder at the college level, winning conference championships at both Temple and Baylor. Since his hiring, Rhule has energized the Nebraska fan base and attracted

top-25 recruiting classes to the Husker program in 2023 and 2024.

Alberts also spearheaded a new 15-year multimedia right agreement between Nebraska Athletics and Playfly Sports, an emerging leader in sports marketing, media and technology. The partnership was one of the nation's most comprehensive multimedia rights agreements and has a total value for \$301 million for Nebraska over the life of the contract.

Academically, Nebraska student-athletes scored a 94% graduation success rate (GSR) in 2023, which continued a four-year streak of 94% or higher scores for the Cornhuskers. It was the sixth consecutive year that Nebraska's all student-athlete GSR was ranked in the top 15 among the 111 public FBS institutions.

Alberts' impact on college athletics stretched beyond the Nebraska campus. A respected leader at the Big Ten and national level, Alberts served on both the NCAA's Division I Football Oversight Committee and the NCAA Division I Competition Committee.

Alberts' tenure leading UNO athletics was marked by successes in competition and in academics; by transitioning the university's athletic programs to NCAA Division I in 2011; and by establishing new homes for many UNO athletics teams, including Baxter Arena, the Maverick Park baseball/softball complex and the soccer pitch at Caniglia Field.

Alberts took the bold step in announcing that Omaha would reclassify from Division II to Division I in all sports in 2011 and simultaneously securing conference affiliation with the Summit League for all of the department's then-Division II programs. His vision for UNO's reclassifying teams was demonstrated even before the four-year transition period had ended. The Omaha baseball team won back-to-back Summit League regular-season championships in 2013 and 2014, while the men's basketball team made its first Division I postseason appearance in 2014 with a berth in the CollegeInsider.com Postseason Tournament.

During UNO's time in the Division I ranks under Alberts tenure, the Mavericks had six teams and four student-athletes qualify for the NCAA Tournament, including hockey advancing to the Frozen Four in 2015 and men's soccer reaching the second round of the NCAA Tournament in the spring of 2021. He also expanded opportunities, adding men's golf and men's



soccer in 2011, and Omaha began a men's swimming and diving program in 2021-22.

Throughout his tenure in Omaha, Alberts was focused on enhancing the student-athlete experience, including the construction and staffing of the Hamilton Academic Excellence Room and the development of the Ethel S. Abbott Student-Athlete Development Wing. Those efforts paid off in Nebraska-Omaha student-athletes posting consistent collective semester grade point averages above 3.3 for 18 consecutive semesters, including at least a 3.5 in each of his final three semesters.

The facilities around Omaha Athletics received a major uplift during his tenure. Maverick Park opened in March of 2021 to rave reviews as the home to the Mavericks' baseball and softball programs. Funding for the complex, which includes a 1,500-seat baseball facility and a 650-seat softball facility, were raised privately and provided both programs a permanent on-campus home for the first time.

Another crowning achievement was the opening of Baxter Arena in 2015. Alberts directed efforts to secure community support and funding to build the on-campus arena, which allowed the nationally prominent hockey program to play on campus and also serve as the home of the men's and women's basketball and volleyball programs. Caniglia Field underwent renovations in 2012, making it one of the finest collegiate soccer facilities in the country, highlighted by a FIFA 2-star rated playing surface and one of the largest LED videoboards in a soccer-only college facility.

Alberts' work on behalf of hockey, UNO's established Division I sport, also paid dividends. He successfully guided the Mavericks into the new National Collegiate Hockey Conference in 2013-14. The following year, Omaha reached the 2015 NCAA Frozen Four.

In addition, Alberts and his team led Omaha Athletics into a partnership with Learfield, a national leader in the marketing of collegiate athletics, and developed Omaha Sports Properties. As the exclusive corporate sponsorship sales unit for

UNO Athletics, Omaha Sports Properties further enhanced revenue and increased brand prominence locally, regionally and nationally.

As part of UNO's reclassification to Division I, Alberts oversaw the rebranding of UNO athletics with new primary and secondary logos and a greater focus on strengthening the Maverick brand both regionally and nationally.

As a student-athlete, Alberts was an All-American on and off the football field as a Husker Blackshirt. He was Nebraska's first Butkus Award winner in 1993, helping Coach Tom Osborne's Huskers to an undefeated regular season and an Orange Bowl appearance against Florida State. A first-team All-American by every major publication in 1993, he was also the Football News National Defensive Player of the Year, the Big Eight Male Athlete of the Year, and the Big Eight Defensive Player of the Year. His No. 34 jersey was retired at the 1994 Red-White Spring Game. In 2015, he was elected to the College Football Hall of Fame.

Off the field, Alberts earned the NCAA's highest honor, The Today's Top Six Award. A three-time Academic All-Big Eight honoree, he was a CoSIDA Academic All-American in 1993. He graduated from Nebraska before his senior season.

Alberts was the fifth pick in the 1994 NFL Draft by the Indianapolis Colts and played for the Colts until 1996. Following his NFL career, he served as an analyst on college and professional football games for major national networks, including ESPN, CNN/SI and CBS Sports Network.

Alberts and his wife Angela have three children – Chase (and his wife, Cassie), Ashtynne (and her husband, Riley) and Breanna. Trev and Angela have one grandson, Walker John.



JAMIE VAUGHN

EXECUTIVE ASSOCIATE ATHLETICS DIRECTOR FOR INTERNAL OPERATIONS

1ST YEAR AT TEXAS A&M

WAYNE STATE '97 (BACHELOR'S IN ENGLISH WRITING & LITERATURE)
WAYNE STATE '02 (MASTER'S IN SPORTS ADMINISTRATION / MANAGEMENT)

Veteran collegiate athletics administrator Jamie Vaughn is in his first year as Executive Associate Athletics Director for Internal Operations after joining the Texas A&M athletics staff on Aug. 15, 2024. Vaughn provides administrative oversight for the men's basketball program.

Vaughn arrives in Aggieland after overseeing compliance at the University of Nebraska for the past 12 years. Vaughn was promoted to Executive Athletics Director for Compliance in 2018 after being hired as Nebraska's Associate AD for Compliance in 2012.

In the role, Vaughn led a compliance staff of seven members charged with ensuring that the conduct and operations of Nebraska's 24 athletic teams were in compliance with NCAA and Big Ten Conference rules and regulations. He was also responsible for administrative oversight of the Husker track and field, cross country and soccer programs, as well as Name, Image & Likeness.

Prior to his time in Lincoln, Vaughn oversaw the compliance efforts at Kansas State in 2009-12. In his time at K-State, Vaughn evaluated and re-organized the compliance office structure and daily operations. He also assisted with the development of the athletic department's five-year strategic plan and served as the campus contact to the NCAA for the University's Third Cycle Certification process.

Previously, Vaughn served as the Assistant Athletic Director for Compliance at Texas Tech from 2007 to 2009, where he successfully led the daily operations Red Raiders' compliance office.

Vaughn also has experience in the Big Ten Conference, having worked as an assistant compliance director at Ohio State from 2004 to 2007. During his time in Columbus, Vaughn was directly responsible for the re-registration of professional sports agents, financial planners and disability insurance providers, and he initiated the integration of the compliance office with the Student-Athlete Advisory Board. Vaughn also worked on the compliance staff at New Mexico State from 2002 to 2004.

Vaughn worked in various roles at his alma mater, Wayne State (Neb.) College from 1997 to 2002. He provided rules education for student-athletes, athletic staff and academic counselors at Wayne State as the NCAA compliance coordinator in 2001 and 2002. He also served as an admissions specialist, assistant sports and recreation facilities manager and graduate assistant women's basketball coach at the school.

Vaughn graduated with honors from Wayne State with a degree in English writing and literature in 1997 and earned his master's in sports administration and management in 2002.

Vaughn and his wife, Karin, have a daughter, Kayla (husband, Caleb), and a son Tyler, as well as two granddaughters, Josie and Addison. Karin is also a graduate of Wayne State College and the University of Nebraska Medical Center.



LANCE TROESTER

ASSISTANT ATHLETICS DIRECTOR FOR ATHLETICS COMPLIANCE

4TH YEAR AT TEXAS A&M

IOWA STATE '02 (BACHELOR'S IN EXERCISE & SPORT SCIENCE)
FLORIDA STATE '05 (MASTER'S IN SPORT ADMINISTRATION)

Lance Troester joined the Texas A&M Athletics Department in September of 2021 and serves as an Assistant Athletics Director in Compliance.

He is the compliance lead for Aggie men's basketball and volleyball, overseeing issues brought forward by the NCAA, interpreting NCAA and SEC rules and assisting in the maintenance of the institution's compliance monitoring program. In 2024, he was elevated to co-administrative oversight for men's basketball.

His primary responsibilities include compliance monitoring and education to ensure that NCAA, Southeastern Conference and institutional rules are being complied with and that the established policies and procedures are engaged and functioning. Troester is responsible for maintaining continual and thorough familiarity with all applicable rules and regulations, establishing and maintaining communication regarding rules and regulations concerning all aspects of collegiate athletics.

Troester comes to Texas A&M from Oklahoma State University, where he served as an Assistant Athletics Director for Men's Basketball from 2017-20. While at OSU, Lance was also Assistant Athletics Director for Compliance, overseeing the institution's Office of Athletics Compliance. He got his start at Oklahoma State as a Compliance Coordinator, where he monitored procedures in recruiting activities, reviewed and approved team travel expenses and provided various resources to student-athletes and staff.

The Garnavillo, Iowa, native earned his bachelor's degree from Iowa State University in 2002. He then



accepted a position as Assistant Director of Men's Basketball Operations at Florida State University, going on to earn his master's degree in 2005. He served as a Graduate Assistant in the compliance office for Florida State Athletics while completing his graduate coursework.

In his spare time, Troester enjoys golfing, traveling, and going to concerts. He and his wife, Jamie, have a daughter, Lillian.



JOHN SHARP

CHANCELLOR

TEXAS A&M '72

Chancellor John Sharp '72 earned a bachelor's degree in political science from Texas A&M University, where he was a member of Squadron 6, the Corps staff of the Corps of Cadets, and the 1972 rugby team. He also was elected sophomore class president, student life chairman, Muster chairman, and student body president.

Upon graduation, Sharp was commissioned as a second lieutenant in the United States Army Reserve.

He later earned a master's in public administration from Texas State University. He is a distinguished alumnus from both universities.

Sharp served more than three decades as a state legislator, senator, railroad commissioner and comptroller before becoming a partner at Ryan & Company. He became Chancellor of The Texas A&M University System in 2011.

Sharp was married to Charlotte Sharp for 42 years before her passing in 2020. They have a daughter,



Victoria; a son, Spencer; and two granddaughters, Simone and Freya.

Today Sharp is married to Diana Atchison Sharp, who has sons, Cas and Cullen; daughter Courtney Harvey; and grandchildren, Corr, Palmer, Annabel, Max and June.



GEN. MARK A. WELSH III

PRESIDENT

U.S. AIR FORCE ACADEMY '76

General (Ret.) Mark A. Welsh III was named the 27th president of Texas A&M University on December 12, 2023, after serving as interim president since July.

He previously served as dean of the Bush School of Government and Public Service after retiring from the U.S. Air Force. Welsh, who was born in San Antonio, earned a Bachelor of Science degree from the U.S. Air Force Academy and a Master of Science degree in computer resource management from Webster University, and graduated from the Army Command and General Staff College, the Air War College and the National War College. He was a fellow of Seminar XXI at the Massachusetts Institute of Technology, a fellow of the National Security Studies Program of Syracuse University and Johns Hopkins University, a fellow of Ukrainian Security Studies at the John F. Kennedy School of Government at Harvard University, a fellow of the Pinnacle Course of the National Defense University and a graduate of the General Manager Program at the Harvard Business School. During his long military career, he received numerous awards and decorations, including the Defense Distinguished Service Medal with oak leaf cluster, Distinguished Service Medal with oak leaf cluster, Defense Superior Service Medal with oak leaf cluster, Legion of Merit with oak leaf cluster and Distinguished Flying Cross with oak leaf cluster.



Welsh became the 20th Chief of Staff of the Air Force in August 2012, serving as the senior uniformed Air Force officer responsible for the organization, training and equipping of 664,000 active-duty Air National Guard, Air Force Reserve and civilian forces serving in the United States and overseas. As a member of the Joint Chiefs of Staff, he and other service chiefs functioned as military advisers to the Secretary of Defense, National Security Council and President. He also previously served as Commander of the U.S. Air Forces in Europe and Commander of NATO's Air Command at Ramstein Air Base in Germany, as Associate Director of Military Affairs at the Central Intelligence Agency and as Commandant of the United States Air Force Academy.



Texas A&M at a Glance

UNIVERSITY OVERVIEW

LOCATION: Bryan-College Station, Texas
(in the heart of the Dallas-Austin/San Antonio-Houston triangle)

FOUNDED: 1876 (first public institution of higher learning in the state of Texas)

ENROLLMENT: 79,114 (Fall 2024)

COLLEGE STATION CAMPUS ENROLLMENT: 72,560 students (Fall 2024)

MEMBERSHIPS: Association of American Universities, Association of Public and Land-Grant Universities

RESEARCH: Valued at nearly \$1.15 billion annually by National Science Foundation, making Texas A&M the first university in the state (and one of just a few nationally) to pass the \$1 billion mark

DESIGNATIONS: One of just a few institutions in the nation to hold the triple designation as a land-, sea- and space-grant university. In 2022, Texas A&M was designated an eligible institution by the U.S. Department of Education to be a Hispanic Serving Institution (HSI)

FORMER STUDENTS: About 575,000 worldwide. Those who attend or graduate from Texas A&M are known as former students because, as the saying goes, "Once an Aggie, always an Aggie!"

KEY RANKINGS/FACTOIDS

- #1 in Texas and 6th in the nation among all public universities. (Wall Street Journal's 2024 Best Colleges in the U.S. rankings.)
- #20 Best Public University in the nation (U.S. News and World Report rankings, 2024)
- #1 petroleum engineering program in the nation; #16 cybersecurity program; #16 education abroad program; #27 best college for veterans; #31 nursing program. (U.S. News and World Report rankings, 2024)
- #13 College of Engineering, #29 Mays Business School
- School of Veterinary Medicine and Biomedical Sciences ranked #4 in the United States. (2024 Quacquarelli Symonds (QS) World University Rankings)
- Forty-six graduate programs in the Top 50 across agriculture, business, computer science, education, health, law, political science, public affairs, psychology, science and veterinary medicine. (U.S. News and World Report Best Graduate Schools rankings, 2024)



HISTORY & RECORDS

2024-25 OFFICIAL GUIDE

HOME OF THE 12TH MAN / GIG 'EM AGGIES
REED ARENA / 30.6060° N, 96.3482° W

TEXAS A&M MEN'S BASKETBALL

Year-by-Year Record

YEAR	OVERALL W-L	CONF. W-L	CONF. FINISH	POSTSEASON	COACH
1912-13	4-2				F.D. Steger
1913-14	5-2				F.D. Steger
1914-15	13-2	4-1	3rd		F.D. Steger
1915-16	11-2	6-2	2nd		Tubby Graves
1916-17	11-8	3-3	2nd		W. H. H. Morris
1917-18	9-9	7-7	3rd		Bill Driver
1918-19	14-4	7-3	2nd		Bill Driver
1919-20	19-0	16-0	1st		Bill Driver
1920-21	16-6	10-2	1st		D.X. Bible
1921-22	18-3	13-3	1st		D.X. Bible
1922-23	16-4	15-3	1st		D.X. Bible
1923-24	13-10	12-11	4th		D.X. Bible
1924-25	9-8	6-8	5th		D.X. Bible
1925-26	8-9	4-8	6th		D.X. Bible
1926-27	10-7	4-6	5th		D.X. Bible
1927-28	4-12	1-9	7th		C.F. Bassett
1928-29	12-6	4-6	5th		C.F. Bassett
1929-30	8-10	4-6	T-4th		J.B. Reid
1930-31	14-8	5-7	5th		J.B. Reid
1931-32	10-9	4-8	T-5th		J.B. Reid
1932-33	10-9	8-4	3rd		J.B. Reid
1933-34	14-6	7-5	2nd		J.B. Reid
1934-35	10-10	4-8	T-5th		J.B. Reid
1935-36	9-10	4-8	6th		H.R. McQuillan
1936-37	12-13	5-7	T-5th		H.R. McQuillan
1937-38	10-8	6-6	4th		H.R. McQuillan
1938-39	7-16	2-10	6th		H.R. McQuillan
1939-40	11-11	5-7	T-5th		H.R. McQuillan
1940-41	7-13	3-9	6th		H.R. McQuillan
1941-42	8-16	4-8	6th		Marty Karow
1942-43	11-11	4-8	T-5th		Manning Smith
1943-44	2-15	0-12	7th		Manning Smith
1944-45	3-18	2-10	6th		Manning Smith
1945-46	9-14	4-8	6th		Marty Karow
1946-47	9-16	4-8	5th		Marty Karow
1947-48	7-17	2-10	6th		Marty Karow
1948-49	5-19	2-10	6th		Marty Karow
1949-50	10-14	6-6	T-4th		Marty Karow
1950-51	17-12	8-4	T-1st	NCAA	John Floyd
1951-52	9-15	5-7	T-3rd		John Floyd
1952-53	6-15	3-9	7th		John Floyd
1953-54	2-20	1-11	7th		John Floyd
1954-55	4-20	1-11	7th		John Floyd
1955-56	6-18	3-9	T-5th		Ken Loeffler
1956-57	7-17	3-9	T-6th		Ken Loeffler



1957-58	11-13	7-7	T-5th		Bob Rogers
1958-59	15-9	6-8	T-5th		Bob Rogers
1959-60	19-5	10-4	T-2nd		Bob Rogers
1960-61	16-8	10-4	2nd		Bob Rogers
1961-62	15-9	9-5	3rd		Bob Rogers
1962-63	16-8	9-5	T-2nd		Bob Rogers
1963-64	18-7	13-1	1st	NCAA	Shelby Metcalf
1964-65	14-10	7-7	4th		Shelby Metcalf
1965-66	15-9	10-4	2nd		Shelby Metcalf
1966-67	6-18	5-9	6th		Shelby Metcalf
1967-68	14-10	8-6	T-2nd		Shelby Metcalf
1968-69	18-9	12-2	1st	NCAA	Shelby Metcalf
1969-70	14-10	9-5	2nd		Shelby Metcalf
1970-71	9-17	5-9	7th		Shelby Metcalf
1971-72	16-10	9-5	T-3rd		Shelby Metcalf
1972-73	17-9	9-5	T-2nd		Shelby Metcalf
1973-74	15-11	7-7	4th		Shelby Metcalf
1974-75	20-7	12-2	1st	NCAA	Shelby Metcalf
1975-76	21-6	14-2	1st		Shelby Metcalf
1976-77	14-14	8-8	T-4th		Shelby Metcalf
1977-78	12-15	5-11	7th		Shelby Metcalf
1978-79	24-9	11-5	3rd	NIT	Shelby Metcalf
1979-80	26-8	14-2	1st	NCAA	Shelby Metcalf
1980-81	15-12	8-8	T-4th		Shelby Metcalf
1981-82	20-11	10-6	3rd	NIT	Shelby Metcalf

SWC

WINNINGEST SOUTHWEST CONFERENCE COACH

In 27 seasons as Texas A&M's head basketball coach, **Shelby Metcalf** became the winningest coach in Southwest Conference history with an overall record of 438-306. Metcalf owns league records for total victories (438), league victories (239), total games coached (744) and most seasons coached (27). Metcalf led the Aggies to six conference titles and two SWC Postseason Classic crowns. His 1979-80 team advanced to the Sweet 16 in the NCAA Tournament before losing to eventual national champion Louisville in overtime. Metcalf's 1969 team also made the Sweet 16 and his 1979 and 1982 teams came within one game of the NIT Final Four.

1982-83	17-14	10-6	3rd		Shelby Metcalf
1983-84	16-14	7-9	5th		Shelby Metcalf
1984-85	19-11	10-6	T-2nd	NIT	Shelby Metcalf
1985-86	20-12	12-4	T-1st	NIT	Shelby Metcalf
1986-87	17-14	6-10	8th	NCAA	Shelby Metcalf
1987-88	16-15	8-8	6th		Shelby Metcalf
1988-89	16-14	8-8	T-4th		Shelby Metcalf
1989-90	14-17	7-9	T-5th		Metcalf/John Thornton
1990-91	8-21	2-14	9th		Kermit Davis, Jr.
1991-92	6-22	2-12	8th		Tony Barone
1992-93	10-17	5-9	6th		Tony Barone
1993-94	19-11	10-4	T-2nd	NIT	Tony Barone
1994-95	14-16	7-7	5th		Tony Barone
1995-96	11-16	3-11	T-7th		Tony Barone
1996-97	9-18	3-13	T-10th		Tony Barone
1997-98	7-20	1-15	12th		Tony Barone
1998-99	12-15	5-11	T-10th		Melvin Watkins
1999-00	8-20	4-12	T-8th		Melvin Watkins
2000-01	10-20	3-13	T-12th		Melvin Watkins
2001-02	9-22	3-12	12th		Melvin Watkins
2002-03	14-14	6-10	T-7th		Melvin Watkins
2003-04	7-21	0-16	12th		Melvin Watkins
2004-05	21-10	8-8	7th	NIT	Billy Gillispie
2005-06	22-9	10-6	4th	NCAA	Billy Gillispie
2006-07	27-7	13-3	2nd	NCAA	Billy Gillispie
2007-08	25-11	8-8	6th	NCAA	Mark Turgeon
2008-09	24-10	9-7	T-4th	NCAA	Mark Turgeon
2009-10	24-10	11-5	T-2nd	NCAA	Mark Turgeon
2010-11	24-9	10-6	T-3rd	NCAA	Mark Turgeon
2011-12	14-18	4-14	9th		Billy Kennedy
2012-13	18-15	7-11	11th		Billy Kennedy
2013-14	18-16	8-10	9th	CBI	Billy Kennedy
2014-15	21-12	11-7	T-3rd	NIT	Billy Kennedy
2015-16	28-9	13-5	1st	NCAA	Billy Kennedy
2016-17	16-15	8-10	T-9th		Billy Kennedy
2017-18	22-13	9-9	T-7th	NCAA	Billy Kennedy
2018-19	14-18	6-12	11th		Billy Kennedy
2019-20	16-14	10-8	T-6th	*	Buzz Williams
2020-21	8-10	2-8	13th		Buzz Williams
2021-22	27-13	9-9	T-5th	NIT	Buzz Williams
2022-23	25-10	15-3	2nd	NCAA	Buzz Williams
2023-24	21-15	9-9	T-7th	NCAA	Buzz Williams

*No postseason play in 2019-20 due to the COVID-19 pandemic

WINNINGEST TEXAS A&M HEAD COACHES

(By Total Victories)

Rk.	Head Coach	Years	Seasons	Record (Pct.)
1.	Shelby Metcalf	1963-90	27	438-306 (.589)
2.	Billy Kennedy	2011-19	8	151-116 (.566)
3.	Mark Turgeon	2007-11	4	97-40 (.708)
4.	Buzz Williams	2019-pres.	5	95-62 (.605)
5.	Bob Rogers	1957-63	6	92-52 (.639)
6.	D.X. Bible	1920-27	7	90-47 (.657)
7.	Tony Barone	1991-98	7	76-120 (.388)
8.	Billy Gillispie	2004-07	3	70-26 (.729)
9.	J.B. Reid	1929-35	6	66-52 (.559)
10.	Melvin Watkins	1998-04	6	60-112 (.349)

(By Winning Percentage, min. 60 games)


1.	Billy Gillispie	2004-07	3	70-26 (.729)
2.	Mark Turgeon	2007-11	4	97-40 (.708)
3.	D.X. Bible	1920-27	7	90-47 (.657)
4.	Bob Rogers	1957-63	6	92-52 (.639)
5.	Buzz Williams	2019-pres.	5	95-62 (.605)



ALL-TIME COACHES

OVERALL RECORD: 1,521-1,337 (.532)

YEARS	COACH	SEASONS	OVERALL		CONFERENCE	
			W-L	PCT.	W-L	PCT.
1912-15	F.D. Steger	3	22-6	.786	4-1	.800
1915-16	Tubby Graves	1	11-2	.846	6-2	.750
1916-17	W.H.H. Morris	1	11-8	.578	3-3	.500
1917-20	Bill Driver	3	42-13	.764	30-11	.732
1920-27	D.X. Bible	7	90-47	.657	64-41	.610
1927-29	C.F. Bassett	2	16-18	.471	5-15	.250
1929-35	J.B. Reid	6	66-52	.559	32-38	.457
1935-41	H.R. McQuillan	6	56-71	.441	25-47	.347
1941-42, 45-50	Marty Karow	6	47-97	.326	22-50	.306
1942-45	Manning Smith	3	16-44	.267	6-36	.143
1950-55	John Floyd	5	38-82	.317	18-42	.300
1955-57	Ken Loeffler	2	13-35	.271	6-18	.250
1957-63	Bob Rogers	6	92-52	.639	51-32	.607
1963-90	Shelby Metcalf	26 ½	438-306	.589	231-150	.609
1990	John Thornton	½	5-7	.417	5-6	.455
1990-91	Kermit Davis Jr.	1	8-21	.276	2-14	.125
1991-98	Tony Barone	7	76-120	.388	31-71	.304
1998-04	Melvin Watkins	6	60-112	.349	21-75	.219
2004-07	Billy Gillispie	3	70-26	.729	31-19	.620
2007-11	Mark Turgeon	4	97-40	.708	38-26	.594
2011-19	Billy Kennedy	8	151-116	.566	66-78	.458
2019-	Buzz Williams	5	95-62	.605	45-37	.549



Teacher & Student

Dr. John Thornton (right) played for Dr. Shelby Metcalf (center) from 1973-75 and served as an assistant coach on Metcalf's staff from 1981-90 before serving as Texas A&M's interim head coach for the final 12 games of the 1990 season.

Annual Results

F.D. STEGER (1912-14)

1912-13 • COACH F.D. STEGER

4-2 Overall

Marlin HS	W	78-8	1-0
Galveston Y.M.C.A.	W	72-14	2-0
Sam Houston NC	W	72-9	3-0
Galveston Y.M.C.A.	L	25-27	3-1
Sam Houston NC	W	40-12	4-1
Houston HS	L	24-26	4-2

1913-14 • COACH F.D. STEGER

5-2 Overall

Home - 4-0 / Away - 1-2

GALVESTON Y.M.C.A.	W	n/a	1-0
SAM HOUSTON NC	W	n/a	2-0
HOWARD PAYNE	W	n/a	3-0
at Galveston Y.M.C.A.	L	n/a	3-1
at Houston HS	L	n/a	3-2
at Sam Houston NC	W	n/a	4-2
HOWARD PAYNE	W	n/a	5-2

1914-15 • COACH F.D. STEGER

13-2 / 4-1 SWC (3rd)

Home: 4-0 / Away: 1-2

Sam Houston NC	W	36-5	1-0
Dallas U.	W	30-7	2-0
* Baylor	W	30-11	3-0 (1-0)
* Rice	L	16-27	3-1 (1-1)
* Baylor	W	35-23	4-1 (2-1)
TCU	L	20-28	4-2
Dallas U.	W	40-10	5-2
Decatur BC	W	34-30	6-2
Decatur BC	W	41-26	7-2
Decatur HS	W	36-21	8-2
Decatur Gym Club	W	36-2	9-2
Sam Houston NC	W	39-28	10-2
Sam Houston NC	W	30-13	11-2
* Southwestern	W	17-10	12-2 (3-1)
* Southwestern	W	30-11	13-2 (4-1)

* — SWC Game

TUBBY GRAVES (1915-16)

1915-16 • COACH TUBBY GRAVES

11-2 / 6-2 SWC (2nd)

Home: 8-0 / Away: 3-2

EAST TEXAS NORMAL	W	62-5	1-0
* SOUTHWESTERN	W	45-5	2-0 (1-0)
DECATUR COLLEGE	W	57-17	3-0
* BAYLOR	W	39-8	4-0 (2-0)
* BAYLOR	W	41-6	5-0 (3-0)
TULANE	W	34-10	6-0
TULANE	W	30-13	7-0
* RICE	W	25-20	8-0 (4-0)
* at Baylor	W	28-24	9-0 (5-0)
* at Baylor	W	24-22	10-0 (6-0)
at Dallas U.	W	24-14	11-0
* at Rice	L	9-16	11-1 (6-1)
* at Rice	L	22-24	11-2 (6-2)

* — SWC Game

W.H.H. MORRIS (1916-17)

1916-17 • COACH LT. W.H.H. MORRIS

11-8 / 3-3 SWC (2nd)

Southwestern	W	47-16	1-0
Southwestern	W	39-11	2-0
at Rice	L	16-19	2-1
at Rice	W	21-13	3-1
at LSU	L	15-24	3-2
at LSU	L	14-30	3-3
at Tulane	L	26-42	3-4
Daniel Baker C.	W	37-5	4-4
Daniel Baker C.	W	36-0	5-4
Baylor	W	31-8	6-4
Baylor	W	20-13	7-4
TCU	W	29-18	8-4
TCU	W	42-18	9-4
RICE	L	24-25	9-5
RICE	W	27-20	10-5
at Texas	L	16-38	10-6
at Texas	L	19-24	10-7
TEXAS	W	29-15	11-7
TEXAS	L	16-24	11-8

BILL DRIVER (1917-20)

1917-18 • COACH BILL DRIVER

9-9 / 7-7 SWC (3rd)

Camp MacArthur	W	19-17	1-0
Southwestern	W	26-13	2-0
* Rice	L	14-18	2-1 (0-1)
* Rice	W	25-21	3-1 (1-1)
at Simmons College	L	17-19	3-2
at Simmons College	L	0-2 [†]	3-3
* at Baylor	L	14-23	3-4 (1-2)
* at Baylor	W	19-9	4-4 (2-2)
* Oklahoma A&M	W	15-8	5-4 (3-2)
* Oklahoma A&M	W	21-19	6-4 (4-2)
* Baylor	W	31-25	7-4 (5-2)
* Baylor	W	22-15	8-4 (6-2)
* Texas	L	15-27	8-5 (6-3)
* Texas	W	21-12	9-5 (7-3)
* Texas	L	7-8 [†]	9-6 (7-4)
* Texas	L	12-17	9-7 (7-5)
* Rice	L	26-27	9-8 (7-6)
* Rice	L	21-29	9-9 (7-7)

* — SWC Game

[†] — game forfeited

† — game forfeited to Texas because Dwyer ineligible

1918-19 • COACH BILL DRIVER

14-4 / 7-3 SWC (2nd)

TCU	W	31-12	1-0
Southwestern	W	40-12	2-0
Southwestern	W	35-15	3-0
U.S. Marines (Galveston)	W	24-8	4-0
U.S. Marines (Galveston)	W	36-11	5-0
* Baylor	W	41-8	6-0 (1-0)
* Baylor	W	29-5	7-0 (2-0)
at TCU	W	24-23	8-0
* at SMU	W	25-18	9-0 (3-0)
* at Baylor	W	56-18	10-0 (4-0)
* Baylor	L	24-26	10-1 (4-1)
* Texas	L	18-28	10-2 (4-2)
* Texas	W	22-15	11-2 (5-2)
* SMU	W	43-12	12-2 (6-2)
* Texas	W	30-20	13-2 (7-2)
* Texas	L	15-22	13-3 (7-3)
Kelly Field	W	24-22	14-3
San Antonio YMCA	L	17-29	14-4

* — SWC Game

1919-20 • COACH BILL DRIVER

19-0 / 16-0 SWC (1st)

SWC Champions

BAYLOR MEDICS	W	36-25	1-0
BAYLOR MEDICS	W	32-14	2-0
* BAYLOR	W	36-10	3-0 (1-0)
* BAYLOR	W	52-10	4-0 (2-0)
SIMMONS COLLEGE	W	45-12	5-0
* SMU	W	21-15	6-0 (3-0)
* SMU	W	18-16	7-0 (4-0)
* at Rice	W	39-16	8-0 (5-0)
* at Rice	W	28-10	9-0 (6-0)
* at Texas	W	16-15	10-0 (7-0)
* at Texas	W	15-8	11-0 (8-0)
* at SMU	W	20-15	12-0 (9-0)
* at SMU	W	22-14	13-0 (10-0)
* at Baylor	W	28-8	14-0 (11-0)
* at Baylor	W	37-11	15-0 (12-0)
* RICE	W	43-13	16-0 (13-0)
* RICE	W	28-13	17-0 (14-0)
* TEXAS	W	27-9	18-0 (15-0)
* TEXAS	W	17-13	19-0 (16-0)

* — SWC Game

D.X. BIBLE (1920-27)

1920-21 • COACH D.X. BIBLE


16-6 / 10-2 SWC (1st)

Home: 9-2 / Away: 7-4

SWC Champions

BAYLOR MEDICS	W	28-17	1-0
at Baylor Medics	W	21-13	2-0
SIMMONS COLLEGE	W	32-20	3-0
SIMMONS COLLEGE	W	17-12	4-0
* at Rice	W	20-19	5-0 (1-0)
* at Rice	W	35-17	6-0 (2-0)
at LSU	L	30-31	6-1
at LSU	L	28-30	6-2
at Tulane	W	41-28	7-2
at Tulane	L	27-30	7-3
* TEXAS	W	23-5	8-3 (3-0)
* TEXAS (OT)	L	15-16	8-4 (3-1)
* SMU	W	15-5	9-4 (4-1)
* SMU	W	14-13	10-4 (5-1)
* RICE	W	26-16	11-4 (6-1)
* RICE	W	28-18	12-4 (7-1)
LSU	L	16-24	12-5
LSU	W	49-19	13-5
* at Texas	L	13-16	13-6 (7-2)
* at Texas	W	18-13	14-6 (8-2)
* at SMU	W	25-14	15-6 (9-2)
* at SMU	W	16-11	16-6 (10-2)

* — SWC Game



1921-22 • COACH D.X. BIBLE

18-3 / 13-3 SWC (1st)
Home: 11-2 / Away: 7-1

SWC Champions

SAM HOUSTON NC	W	37-17	1-0
SAM HOUSTON NC	W	25-9	2-0
HOUSTON TRIANGLES	W	38-16	3-0
* at SMU	W	28-16	4-0 (1-0)
* at SMU	W	26-21	5-0 (2-0)
* BAYLOR	L	15-17	5-1 (2-1)
* BAYLOR	W	17-15	6-1 (3-1)
* RICE	W	22-7	7-1 (4-1)
* RICE	W	19-12	8-1 (5-1)
PHILLIPS UNIVERSITY	W	31-25	9-1
PHILLIPS UNIVERSITY	W	30-18	10-1
* at Texas	W	20-17	11-1 (6-1)
* at Texas	W	25-16	12-1 (7-1)
* SMU	W	34-14	13-1 (8-1)
* SMU	W	41-13	14-1 (9-1)
* at Rice	W	15-6	15-1 (10-1)
* at Rice	W	13-9	16-1 (11-1)
* at Baylor	L	18-19	16-2 (11-2)
* at Baylor	W	32-19	17-2 (12-2)
* TEXAS	L	11-19	17-3 (12-3)
* TEXAS	W	20-8	18-3 (13-3)

* — SWC Game

1922-23 • COACH D.X. BIBLE

16-4 / 15-3 SWC (1st)
SWC Champions

Sam Houston NC	W	48-13	1-0
Sam Houston NC	L	16-17	2-0
* Oklahoma A&M	W	35-17	3-0 (1-0)
* at Baylor	W	25-15	4-0 (2-0)
* at Baylor	W	32-19	5-0 (3-0)
* at SMU	W	26-23	6-0 (4-0)
* at SMU	L	21-23	6-1 (4-1)
* at Oklahoma A&M	W	24-17	7-1 (5-1)
* Rice	W	32-24	8-1 (6-1)
* Rice	L	15-26	8-2 (6-2)
* Texas	W	27-21	9-2 (7-2)
* Texas	W	42-25	10-2 (8-2)
* SMU	W	36-21	11-2 (9-2)
* SMU	W	27-24	12-2 (10-2)
* Rice	W	29-24	13-2 (11-2)
* Rice	W	25-23	14-2 (12-2)
* Baylor	W	34-30	15-2 (13-2)
* Baylor	W	34-14	16-2 (14-2)
* Texas	W	16-13	17-2 (15-2)
* Texas	L	12-18	17-3 (15-3)

* — SWC Game

1923-24 • COACH D.X. BIBLE

13-10 / 12-11 SWC (4th)

* TCU (OT)	W	27-26	1-0 (1-0)
* TCU	L	14-15	1-1 (1-1)
* at Baylor	W	21-4	2-1 (2-1)
* at Baylor	W	15-9	3-1 (3-1)
* at SMU	L	9-13	3-2 (3-2)
* at SMU	L	9-16	3-3 (3-3)
* Rice	W	23-13	4-3 (4-3)
* Rice	W	22-14	5-3 (5-3)
* at Texas	L	22-33	5-4 (5-4)
* at Texas	L	16-27	5-5 (5-5)
* SMU	W	29-18	6-5 (6-5)
* SMU	L	18-31	6-6 (6-6)
* at Rice	W	31-26	7-6 (7-6)
* at Rice	L	26-28	7-7 (7-7)
* Arkansas	W	32-17	8-7 (8-7)
* Arkansas	W	35-27	9-7 (9-7)
* Baylor	W	37-13	10-7 (10-7)
* Baylor	W	26-14	11-7 (11-7)
* at Oklahoma A&M	W	48-32	12-7 (12-7)
* at Oklahoma A&M	L	24-37	12-8 (12-8)
* at TCU	W	22-16	13-8 (13-8)
* Texas	L	14-24	13-9 (13-9)
* Texas	L	11-17	13-10 (13-10)

1924-25 • COACH D.X. BIBLE

9-8 / 6-8 SWC (5th)
Home: 7-3 / Away: 2-5

SAM HOUSTON NC	W	25-15	1-0
SAM HOUSTON NC	W	21-14	2-0
* at Baylor	W	15-13	3-0 (1-0)
* at TCU	L	13-22	3-1 (1-1)
* RICE	W	35-17	4-1 (2-1)
AUSTIN COLLEGE	W	26-5	5-1
* OKLAHOMA A&M	L	15-24	5-2 (2-2)
* OKLAHOMA A&M (2 OT)	L	17-19	5-3 (2-3)
* at Rice	W	29-21	6-3 (3-3)
* at SMU	L	24-35	6-4 (3-4)
* at Arkansas	L	18-54	6-5 (3-5)
* at Arkansas	L	17-38	6-6 (3-6)
* SMU	W	38-26	7-6 (4-6)
* TEXAS	W	21-14	8-6 (5-6)
* TCU	L	17-20	8-7 (5-7)
* BAYLOR	W	26-10	9-7 (6-7)
* at Texas	L	13-17	9-8 (6-8)

* — SWC Game

1925-26 • COACH D.X. BIBLE

8-9 / 4-8 SWC (6th)
Home: 2-5 / Away: 6-4

at Sam Houston State	L	13-31	0-1
at Sam Houston State	W	21-18	1-1
at Dallas Athletic Club	W	31-29	2-1
at Centenary	W	21-17	3-1
at Centenary	W	31-26	4-1
* BAYLOR	L	19-22	4-2 (0-1)
* TCU	L	34-38	4-3 (0-2)
* at Rice	W	32-30	5-3 (1-2)
* RICE	W	32-28	6-3 (2-2)
* at SMU	L	13-20	6-4 (2-3)
* at TCU	L	11-38	6-5 (2-4)
* SMU	W	32-30	7-5 (3-4)
* at Texas	L	27-35	7-6 (3-5)
* ARKANSAS	L	27-37	7-7 (3-6)
* ARKANSAS	L	21-35	7-8 (3-7)
* at Baylor	W	27-25	8-8 (4-7)
* TEXAS	L	19-32	8-9 (4-8)

* — SWC Game

1926-27 • COACH D.X. BIBLE

10-7 / 4-6 SWC (5th)
Home: 9-2 / Away: 1-5

SAM HOUSTON STATE	W	23-17	1-0
SAM HOUSTON STATE	L	22-23	1-1
HOUSTON YMCA	W	37-20	2-1
SUL ROSS	W	50-31	3-1
SUL ROSS	W	40-25	4-1
* SMU	W	31-28	5-1 (1-0)
* at Rice	W	29-28	6-1 (2-0)
* at Arkansas	L	27-34	6-2 (2-1)
* at Arkansas	L	16-25	6-3 (2-2)
* at SMU	L	32-33	6-4 (2-3)
* TEXAS	W	36-35	7-4 (3-3)
* at TCU	L	20-36	7-5 (3-4)
CENTENARY	W	39-20	8-5
CENTENARY	W	46-26	9-5
* TCU	L	31-32	9-6 (3-5)
* RICE	W	44-20	10-6 (4-5)
* at Texas	L	28-39	10-7 (4-6)

* — SWC Game

C.F. BASSETT (1927-29)**1927-28 • COACH C.F. BASSETT**

4-12 / 1-9 SWC (7th)

Home: 4-12 / Away: 1-9

Sam Houston State	W	32-29	1-0
Sam Houston State	W	33-31	2-0
Houston YMCA	L	28-31	2-1
Houston YMCA	L	37-41	2-2
* at Rice	W	27-23	3-2 (1-0)
Sam Houston State	L	29-34	3-3
Sam Houston State	W	37-15	4-3
* SMU	L	25-39	4-4 (1-1)
* at TCU	L	27-31	4-5 (1-2)
* at SMU	L	28-40	4-6 (1-3)
* Rice	L	30-33	4-7 (1-4)
* at Texas	L	30-51	4-8 (1-5)
* TCU	L	24-30	4-9 (1-6)
* Arkansas	L	8-24	4-10 (1-7)
* Arkansas	L	31-46	4-11 (1-8)
* Texas	L	20-30	4-12 (1-9)

* — SWC Game

1928-29 • COACH C.F. BASSETT

12-6 / 4-6 SWC (5th)

Home: 7-1 / Away: 5-5

at Sam Houston State	W	34-9	1-0
at Sam Houston State	W	28-25	2-0
SAM HOUSTON STATE	W	39-24	3-0
SAM HOUSTON STATE	W	29-23	4-0
at Southwestern	W	39-24	5-0
at Southwestern	W	33-15	6-0
* RICE	W	33-29	7-0 (1-0)
* at Rice	L	30-38	7-1 (1-1)
* TCU	W	27-22	8-1 (2-1)
* at TCU	W	40-31	9-1 (3-1)
* at SMU	L	15-23	9-2 (3-2)
SOUTHWESTERN	W	29-24	10-2
SOUTHWESTERN	W	44-16	11-2
* SMU	W	18-16	12-2 (4-2)
* TEXAS	L	29-32	12-3 (4-3)
* at Arkansas	L	23-49	12-4 (4-4)
* at Arkansas	L	29-38	12-5 (4-5)
* at Texas	L	29-42	12-6 (4-6)

* — SWC Game

J.B. REID (1929-35)**1929-30 • COACH J.B. REID**

8-10 / 4-6 SWC (t-4th)

Sam Houston State	W	32-20	1-0
Sam Houston State	W	40-29	2-0
Houston Triangles	W	32-28	3-0
Houston Triangles	L	24-28	3-1
Centenary	W	26-24	4-1
Centenary	L	17-30	4-2
at Sam Houston State	L	19-25	4-3
at Sam Houston State	L	15-21	4-4
* SMU	W	23-20	5-4 (1-0)
* TCU	L	25-28	5-5 (1-1)
* at Rice	L	17-23	5-6 (1-2)
* at SMU	W	24-19	6-6 (2-2)
* at TCU	W	28-17	7-6 (3-2)
* TEXAS	L	25-33	7-7 (3-3)
* ARKANSAS	L	24-28	7-8 (3-4)
* ARKANSAS	L	23-25	7-9 (3-5)
* TEXAS	W	42-20	8-9 (4-5)
* at Rice	L	17-26	8-10 (4-6)

* — SWC Game

1930-31 • COACH J.B. REID

14-8 / 5-7 SWC (5th)

Houston YMCA	W	38-33	1-0
Sam Houston State	W	26-16	2-0
Sam Houston State	W	43-29	3-0
San Antonio YMCA	W	47-35	4-0
SW TEXAS STATE	W	23-20	5-0
SW TEXAS STATE	W	38-25	6-0
Southwestern	L	30-34	6-1
Southwestern	W	28-22	7-1
Centenary	W	31-17	8-1
Centenary	W	35-26	9-1
* at Arkansas	L	19-30	9-2 (0-1)
* at Arkansas	W	37-34	10-2 (1-1)
* Rice	L	24-27	10-3 (1-2)
* Baylor	W	31-12	11-3 (2-2)
* Texas	W	34-10	12-3 (3-2)
* at Baylor	L	18-27	12-4 (3-3)
* at TCU	L	32-34	12-5 (3-4)
* at SMU	L	22-37	12-6 (3-5)
* at Rice	W	26-23	13-6 (4-5)
* SMU	W	25-23	14-6 (5-5)
* TCU	L	26-30	14-7 (5-6)
* at Texas	L	28-29	14-8 (5-7)

* — SWC Game

1931-32 • COACH J.B. REID

10-9 / 4-8 SWC (t-5th)

Humble Oil Co.	W	45-9	1-0
Sam Houston State	W	30-27	2-0
Texas Oil Co.	W	40-35	3-0
Sproles Transfer Co.	W	32-15	4-0
* Rice	L	29-40	4-1 (0-1)
Sam Houston State	W	28-23	5-1
Centenary	W	38-26	6-1
Centenary	L	26-43	6-2
* Baylor	L	23-29	6-3 (0-2)
* at Baylor	L	33-40	6-4 (0-3)
* at SMU	L	23-30	6-5 (0-4)
* at TCU	L	28-38	6-6 (0-5)
* at Texas	L	31-32	6-7 (0-6)
* Rice	W	27-6	7-7 (1-6)
* SMU	W	21-10	8-7 (2-6)
* TCU	L	24-26	8-8 (2-7)
* Arkansas	W	28-23	9-8 (3-7)
* Arkansas	L	27-33	9-9 (3-8)
* Texas	W	14-8	10-9 (4-8)

* — SWC Game

1932-33 • COACH J.B. REID

10-9 / 8-4 SWC (3rd)

Texaco of Houston	L	45-46	0-1
Sam Houston State	L	38-43	0-2
SFA Teachers College	L	38-54	0-3
Beaumont YMCA	W	52-36	1-3
Baker's Clothiers of Port Arthur	W	74-23	2-3
Brown Paper Co.	L	30-41	2-4
Brown Paper Co.	L	31-42	2-5
* Rice	W	35-18	3-5 (1-0)
* SMU	L	24-28	3-6 (1-1)
* TCU	L	26-27	3-7 (1-2)
* Texas	L	31-38	3-8 (1-3)
* Baylor	W	20-19	4-8 (2-3)
* Baylor	W	33-29	5-8 (3-3)
* Rice	W	26-18	6-8 (4-3)
* Arkansas	W	25-21	7-8 (5-3)
* Arkansas	W	25-23	8-8 (6-3)
* TCU	W	34-29	9-8 (7-3)
* SMU	W	32-22	10-8 (8-3)
* Texas	L	20-51	10-9 (8-4)

* — SWC Game

1933-34 • COACH J.B. REID

14-6 / 7-5 SWC (2nd)

Texaco Scotties	W	29-20	1-0
Sam Houston State	W	38-20	2-0
Texas A&I	L	21-24	2-1
SFA Teachers College	W	39-30	3-1
Centenary	W	44-26	4-1
Centenary	W	41-29	5-1
Hunt Oilers	W	30-17	6-1
Sam Houston State	W	45-27	7-1
* Rice	L	28-31	7-2 (0-1)
* SMU	W	40-34	8-2 (1-1)
* Texas	W	34-29	9-2 (2-1)
* Baylor	W	30-14	10-2 (3-1)
* TCU	L	38-44	10-3 (3-2)
* SMU	W	49-26	11-3 (4-2)
* TCU	L	32-40	11-4 (4-3)
* Arkansas	L	22-23	11-5 (4-4)
* Arkansas	W	35-23	12-5 (5-4)
* Baylor	W	34-31	13-5 (6-4)
* Rice	W	40-36	14-5 (7-4)
* Texas	L	25-27	14-6 (7-5)

* — SWC Game

1934-35 • COACH J.B. REID

10-10 / 4-8 SWC (t-5th)

SFA Teachers College	W	39-23	1-0
Sam Houston State	W	35-33	2-0
Hunt Oilers	L	19-43	2-1
Humble Oilers	L	28-30	2-2
Texas A&I	W	50-15	3-2
Texas A&I	W	35-25	4-2
* Rice	L	32-46	4-3 (0-1)
San Marcos TC	W	28-23	5-3
Sam Houston State	W	28-18	6-3
* Texas	W	41-40	7-3 (1-1)
* Baylor	W	46-23	8-3 (2-1)
* Baylor	L	29-33	8-4 (2-2)
* TCU	W	40-30	9-4 (3-2)
* SMU	L	21-44	9-5 (3-3)
* SMU	L	29-35	9-6 (3-4)
* Rice	L	23-33	9-7 (3-5)
* Texas	W	28-25	10-7 (4-5)
* Arkansas	L	41-45	10-8 (4-6)
* Arkansas	L	31-51	10-9 (4-7)
* Texas	L	24-35	10-10 (4-8)

* — SWC Game

H.R. MCQUILLAN (1935-41)

1935-36 • COACH H.R. MCQUILLAN

9-10 / 4-8 SWC (6th)

Houston Regal Brew	W	20-15	1-0
Sam Houston State	W	34-29	2-0
Beaumont KP	W	40-27	3-0
Jacksonville	W	24-23	4-0
Brown Paper Co.	L	29-33	4-1
Sam Houston State	W	30-12	5-1
* Arkansas	L	18-22	5-2 (0-1)
* Arkansas	L	27-34	5-3 (0-2)
* at SMU	L	27-31	5-4 (0-3)
* at TCU	W	26-19	6-4 (1-3)
* at Baylor	W	27-13	7-4 (2-3)
* Baylor	L	28-42	7-5 (2-4)
* Rice	L	32-38	7-6 (2-5)
* at Texas	L	29-43	7-7 (2-6)
* at Rice	L	29-44	7-9 (2-7)
* TCU	W	28-27	8-9 (3-7)
* SMU	W	31-23	9-9 (4-7)
* Texas	L	27-32	9-10 (4-8)

* — SWC Game

1936-37 • COACH H.R. MCQUILLAN

12-13 / 5-7 SWC (t-5th)

Sam Houston State	L	32-34	0-1
Sam Houston State	W	26-24	1-1
Sec. Presb. of Houston	W	41-29	2-1
Magnolia Oilers	L	16-27	2-2
USC	L	18-26	2-3
Magnolia Mobiloilers	L	30-33	2-4
Louisiana Sulp. Co.	W	33-22	3-4
North Texas TC	W	21-19	4-4
North Texas TC	W	27-13	5-4
North Texas TC	W	27-25	6-4
* Rice	L	25-32	6-5 (0-1)
Sam Houston State	L	24-30	6-6
* Baylor	W	37-33	7-6 (1-1)
* Texas	L	14-23	7-7 (1-2)
* Rice	W	28-24	8-7 (2-2)
* Baylor	W	21-19	9-7 (3-2)
* TCU (20T)	W	45-42	10-7 (4-2)
Arkansas	L	32-36	10-8
* SMU	L	25-28	10-9 (4-3)
* Arkansas	L	19-45	10-10 (4-4)
* Arkansas	L	32-36	10-11 (4-5)
Houston All-Stars	W	42-22	11-11
* TCU	W	30-21	12-11 (5-5)
* Texas	L	29-37	12-12 (5-6)
* SMU	L	22-28	12-13 (5-7)

* — SWC Game

1937-38 • COACH H.R. MCQUILLAN

10-8 / 6-6 SWC (4th)

Sam Houston State	W	31-30	1-0
Sam Houston State	L	29-43	1-1
Beaumont Mobiloilers	W	36-30	2-1
Magnolia Dealers	L	39-49	2-2
* Arkansas	L	32-45	2-3 (0-1)
* Arkansas	L	22-33	2-4 (0-2)
Magnolia Dealers	W	44-31	3-4
* Rice	W	45-39	4-4 (1-2)
* TCU	W	33-20	5-4 (2-2)
* SMU	L	20-41	5-5 (2-3)
* Baylor	L	28-36	5-6 (2-4)
* Baylor (OT)	W	48-46	6-6 (3-4)
* TCU	W	43-27	7-6 (4-4)
* SMU	L	28-47	7-7 (4-5)
* Texas	L	27-35	7-8 (4-6)
Sam Houston State	W	27-26	8-8
* Texas	W	31-26	9-8 (5-6)
* Rice	W	52-45	10-8 (6-6)

* — SWC Game

1938-39 • COACH H.R. MCQUILLAN

7-16 / 2-10 SWC (6th)

Sam Houston State	W	30-25	1-0
Houston Sec. Presb.	L	23-29	1-1
Sam Houston State	L	23-26	1-2
Texas A&I	L	29-33	1-3
Texas A&I	W	35-18	2-3
St. Mary's	W	35-27	3-3
St. Mary's	L	38-52	3-4
Drury College (Mo.)	L	21-47	3-5
Oklahoma Baptist	W	30-14	4-5
Panhandle A&M	W	37-11	5-5
North Texas	L	23-41	5-6
* Rice	L	39-51	5-7 (0-1)
* Baylor	L	34-38	5-8 (0-2)
* Rice	L	29-37	5-9 (0-3)
* TCU	W	24-18	6-9 (1-3)
* SMU	L	29-40	6-10 (1-4)
* Texas	L	37-41	6-11 (1-5)
* TCU	W	44-36	7-11 (2-5)
* at Arkansas	L	42-61	7-12 (2-6)
* at Arkansas	L	38-66	7-13 (2-7)
* at Texas	L	32-66	7-14 (2-8)
* at Baylor	L	23-47	7-15 (2-9)
* SMU	L	23-48	7-16 (2-10)

* — SWC Game

1939-40 • COACH H.R. MCQUILLAN

11-11 / 5-7 SWC (t-5th)

Sam Houston State	W	43-41	1-0
Sam Houston State	W	44-40	2-0
St. Mary's	L	47-48	2-1
St. Mary's	L	29-32	2-2
NTSC	W	31-29	3-2
ECTTC	L	31-37	3-3
Kansas Wesleyan	L	44-46	3-4
SE Oklahoma TC	W	??-46	4-4
Ada Oklahoma TC	W	46-43	5-4
* TCU	W	44-31	6-4 (1-0)
Sec. Presb. of Houston	W	40-39	7-4
* Baylor	W	49-46	8-4 (2-0)
* Rice	L	44-62	8-5 (2-1)
* SMU	W	51-49	9-5 (3-1)
* at Rice	L	54-67	9-6 (3-2)
* at Baylor	L	36-68	9-7 (3-3)
* Arkansas	L	25-37	9-8 (3-4)
* Arkansas	W	41-31	10-8 (4-4)
* at Texas	L	31-42	10-9 (4-5)
* at TCU	L	55-64	10-10 (4-6)
* at SMU	L	39-46	10-11 (4-7)
* Texas	W	53-52	11-11 (5-7)

* — SWC Game

1940-41 • COACH H.R. MCQUILLAN

7-13 / 3-9 SWC (6th)

Sam Houston State	L	21-32	0-1
Carr-Sweeney of Houston	L	31-32	0-2
Sam Houston State	W	45-33	1-2
vs St. Mary's	W	34-32	2-2
vs St. Mary's	L	42-43	2-3
vs Oklahoma City Univ	W	21-19	3-3
vs Oklahoma A&M	L	30-38	3-4
* at Rice	L	34-68	3-5 (0-1)
* at Arkansas	L	33-68	3-6 (0-2)
* at Arkansas	L	36-53	3-7 (0-3)
* Baylor	W	33-31	4-7 (1-3)
Carr-Sweeney of Houston	W	48-44	5-7
* at TCU	W	52-50	6-7 (2-3)
* at SMU	L	37-43	6-8 (2-4)
* TCU	W	48-45	7-8 (3-4)
* SMU	L	40-45	7-9 (3-5)
* Rice	L	46-50	7-10 (3-6)
* Texas	L	22-42	7-11 (3-7)
* at Baylor	L	17-28	7-12 (3-8)
* at Texas	L	36-53	7-13 (3-9)

* — SWC Game

1941-42 • COACH MARTY KAROW

8-16 / 4-8 SWC (6th)

Sam Houston State	L	33-50	0-1
NTCC	W	56-42	1-1
Phillips 66	L	43-74	1-2
Texas Tech	L	36-48	1-3
LSU	W	56-43	2-3
Centenary	W	52-27	3-3
Kentucky	L	29-49	3-4
Purdue	L	31-55	3-5
Bradley Tech	L	41-53	3-6
Oregon State	L	30-36	3-7
Washington University	L	29-39	3-8
* at Texas	L	32-46	3-9 (0-1)
* at Rice	W	36-34	4-9 (1-1)
* Baylor	L	46-48	4-10 (1-2)
* Rice	L	42-44	4-11 (1-3)
Sam Houston State	W	54-42	5-11
* at Baylor	L	35-38	5-12 (1-4)
* Arkansas	L	41-47	5-13 (1-5)
* Arkansas	L	31-40	5-14 (1-6)
* SMU	W	47-29	6-14 (2-6)
* TCU	W	33-27	7-14 (3-6)
* at TCU	L	27-34	7-15 (3-7)
* at SMU	L	33-35	7-16 (3-8)
* Texas	W	46-42	8-16 (4-8)

* — SWC Game

MANNING SMITH (1942-45)

1942-43 • COACH MANNING SMITH

11-11 / 4-8 SWC (t-5th)

Duncan Field	W	60-21	1-0
95th Div. Ft. Sam Houston	W	45-35	2-0
C.C. Naval Air Station	L	31-62	2-1
Duncan Field	W	39-33	3-1
* Texas	L	45-54	3-2 (0-1)
* Rice	L	33-42	3-3 (0-2)
Randolph Field	W	54-41	4-3
S.A. Aviation Cadet Center	L	29-31	4-4
Randolph Field	W	43-31	5-4
* TCU	W	53-26	6-4 (1-2)
* Baylor (OT)	L	58-66	6-5 (1-3)
Sam Houston State	W	68-38	7-5
Sam Houston State	L	43-44	7-6
Waco Army AF	W	47-25	8-6
* Baylor	W	59-45	9-6 (2-3)
* TCU	L	39-45	9-7 (2-4)
* SMU	L	39-51	9-8 (2-5)
* SMU	W	54-47	10-8 (3-5)

* Arkansas	L	49-74	10-9 (3-6)
* Arkansas	W	67-52	11-9 (4-6)
* Rice	L	30-40	11-10 (4-7)
* Texas	L	55-57	11-11 (4-8)
* — SWC Game			

1943-44 • COACH MANNING SMITH

2-15 / 0-12 SWC (7th)

* SMU	L	35-65	0-1 (0-1)
* Baylor	L	43-48	0-2 (0-2)
* Rice	L	33-63	0-3 (0-3)
* Baylor	L	39-42	0-4 (0-4)
S.A. Aviation Cadet Center	L	30-53	0-5
Corsicana Army Air Field	W	49-46	1-5
* Texas	L	41-77	1-6 (0-5)
* TCU	L	36-40	1-7 (0-6)
* SMU	L	37-81	1-8 (0-7)
* Rice	L	33-67	1-9 (0-8)
* TCU	L	22-55	1-10 (0-9)
Brooks Field	W	59-48	2-10
Randolph Field	L	30-62	2-11
Bergstrom Field	L	38-45	2-12
* Texas	L	36-81	2-13 (0-10)
* Arkansas	L	35-70	2-14 (0-11)
* Arkansas	L	38-68	2-15 (0-12)
* — SWC Game			

1944-45 • COACH MANNING SMITH

3-18 / 2-10 SWC (6th)

Bergstrom Field	W	34-30	1-0
Normoyle 4051 Base Unit	L	26-43	1-1
Ward Island Navy School	L	42-47	1-2
C.C. Naval Air Station	L	20-63	1-3
Camp Normoyle	L	43-57	1-4
S.A. Aviation Cadet Ctr	L	39-72	1-5
Ward Island Navy School	L	27-76	1-6
* TCU	L	27-30	1-7 (0-1)
C.C. Naval Air Station	L	31-68	1-8
* Rice	L	22-53	1-9 (0-2)
* SMU	L	28-50	1-10 (0-3)
* Texas	L	59-87	1-11 (0-4)
* Baylor	W	42-30	2-11 (1-4)
* Baylor	W	29-28	3-11 (2-4)
* Rice	L	25-68	3-12 (2-5)
McCloskey General Hospital	L	33-46	3-13
* SMU	L	43-73	3-14 (2-6)
* TCU	L	40-52	3-15 (2-7)
* Texas	L	35-70	3-16 (2-8)
* Arkansas	L	36-87	3-17 (2-9)
* Arkansas	L	21-80	3-18 (2-10)
* — SWC Game			

MARTY KAROW (1945-50)

1945-46 • COACH MARTY KAROW

9-14 / 4-8 SWC (6th)
Home: 5-5 / Away: 4-9

CAMP BOWIE	W	51-17	1-0
at SW LOUISIANA Inst.	W	40-32	2-0
at LSU	L	50-51	2-1
at Bergstrom Fld. Flyers	L	41-42	2-2
SAM HOUSTON STATE	W	50-27	3-2
at Army Pilots Personnel Training Sch.	W	43-40	4-2
at AAF Pilot Personnel Dist. Cent.	L	36-37	4-3
at Kelley Field	L	32-33	4-4
at Corpus Christi NAS	L	44-59	4-5
* SMU	W	45-38	5-5 (1-0)
* TCU	L	41-51	5-6 (1-1)
* at Texas	L	42-46	5-7 (1-2)
* RICE	L	34-36	5-8 (1-3)
CORPUS CHRISTI NAS	L	56-59	5-9
* at TCU	L	47-55	5-10 (1-4)
* at SMU (OT)	W	53-49	6-10 (2-4)
at Sam Houston State	W	44-34	7-10
* TEXAS	W	50-44	8-10 (3-4)
* at Rice (OT)	L	59-64	8-11 (3-5)
* BAYLOR	L	48-54	8-12 (3-6)
* at Baylor	L	41-44	8-13 (3-7)
* ARKANSAS	W	56-55	9-13 (4-7)
* ARKANSAS	L	45-53	9-14 (4-8)
* — SWC Game			

1946-47 • COACH MARTY KAROW

9-16 / 4-8 SWC (5th)
Home: 3-4 / Away: 4-1 / Neutral: 2-1

NORTH TEXAS STATE	L	49-59	0-1
at Siena	W	52-47	1-1
at Morehead TC (OT)	W	59-55	2-1
at Murray Teachers	L	46-49	2-2
at Bradley Tech.	L	63-91	2-3
at St. Louis	L	42-57	2-4
at Kentucky	L	18-84	2-5
vs Stephen F. Austin	W	58-52	3-5
vs Pepperdine College	L	36-53	3-6
vs Texas Tech	W	51-46	4-6
at Houston	L	41-60	4-7
BROOKE ARMY MEDICS	W	50-46	5-7
* at TCU	W	48-41	6-7 (1-0)
* at SMU	L	35-68	6-8 (1-1)
* BAYLOR	L	51-59	6-9 (1-2)
* RICE	W	52-39	7-9 (2-2)
* at Baylor	L	39-44	7-10 (2-3)
* at Texas	L	41-61	7-11 (2-4)
HOUSTON YMCA	L	57-67	7-12

* at Rice	L	48-53	7-13 (2-5)
* TEXAS	L	40-69	7-14 (2-6)
* at Arkansas	L	56-62	7-15 (2-7)
* at Arkansas	L	58-71	7-16 (2-8)
* TCU	W	48-38	8-16 (3-8)
* SMU (OT)	W	59-58	9-16 (4-8)
* — SWC Game			

1947-48 • COACH MARTY KAROW

7-17 / 2-10 SWC (6th)
Home: 5-7 / Away: 1-8 / Neutral: 1-2

ABILENE CHRISTIAN	W	63-54	1-0
SE OKLAHOMA STATE	W	40-37	2-0
SE OKLAHOMA STATE	L	37-40	2-1
EAST TEXAS STATE	L	43-52	2-2
at Sam Houston State	W	65-55	3-2
SAM HOUSTON STATE	W	57-47	4-2
at Baldwin Wallace	L	64-81	4-3
at Ohio State	L	40-54	4-4
at Seton Hall	L	44-46	4-5
vs LSU	W	45-44	5-5
vs SMU	L	30-47	5-6
vs North Texas State	L	55-59	5-7
* ARKANSAS	L	51-58	5-8 (0-1)
* ARKANSAS	L	46-57	5-9 (0-2)
* at Baylor	L	41-57	5-10 (0-3)
* at Texas	L	48-69	5-11 (0-4)
* at Rice	L	47-49	5-12 (0-5)
* BAYLOR	L	52-70	5-13 (0-6)
* SMU	W	51-46	6-13 (1-6)
* TCU	W	48-22	7-13 (2-6)
* RICE	L	48-52	7-14 (2-7)
* at SMU	L	26-62	7-15 (2-8)
* TEXAS	L	34-54	7-16 (2-9)
* at TCU	L	41-46	7-17 (2-10)
* — SWC Game			

1948-49 • COACH MARTY KAROW

5-19 / 2-10 SWC (6th)
Home: 4-7 / Away: 1-12

at Trinity	L	49-56	0-1
at Sam Houston State	L	43-47	0-2
ABILENE CHRISTIAN	W	58-40	1-2
SAM HOUSTON STATE	L	50-53	1-3
at LSU	L	55-58	1-4
at Tulane	L	28-51	1-5
SW OKLA. TEACHERS	W	50-30	2-5
SW OKLA. TEACHERS	W	49-35	3-5
at Siena	L	36-43	3-6
at Seton Hall	L	55-69	3-7
at Baldwin-Wallace	L	52-69	3-8
at Akron	L	67-75	3-9

* at TCU	W	58-42	4-9 (1-0)
* at SMU	L	37-55	4-10 (1-1)
* at Rice	L	53-54	4-11 (1-2)
* BAYLOR	L	47-53	4-12 (1-3)
* TEXAS	L	41-50	4-13 (1-4)
* SMU	L	35-49	4-14 (1-5)
* TCU	W	39-37	5-14 (2-5)
* ARKANSAS	L	57-62	5-15 (2-6)
* at Texas	L	43-56	5-16 (2-7)
* at Baylor	L	26-38	5-17 (2-8)
* ARKANSAS	L	46-61	5-18 (2-9)
* RICE	L	39-53	5-19 (2-10)

* — SWC Game

1949-50 • COACH MARTY KAROW

10-14 / 6-6 SWC (t-4th)
Home: 7-2 / Away: 0-4 / Neutral: 3-8

† vs Long Island	L	52-66	0-1
at Niagara	L	50-53	0-2
at St. Louis (#3)	L	51-55	0-3
at Oklahoma A&M	L	34-55	0-4
ABILENE CHRISTIAN	W	66-45	1-4
ABILENE CHRISTIAN	W	73-38	2-4
at Trinity	W	67-49	3-4
% vs Arizona	L	50-56	3-5
NORTH TEXAS STATE	W	74-33	4-5
at Arizona	L	46-59	4-6
§ vs California	L	48-59	4-7
§ vs Stanford	L	49-55	4-8
* SMU	L	48-53	4-9 (0-1)
* TCU	W	49-45	5-9 (1-1)
* ARKANSAS	W	43-35	6-9 (2-1)
* at Texas	L	46-48	6-10 (2-2)
* RICE	W	56-37	7-10 (3-2)
* at Baylor	W	56-45	8-10 (4-2)
* at SMU	L	50-56	8-11 (4-3)
* BAYLOR	W	56-54	9-11 (5-3)
* at Arkansas	L	46-52	9-12 (5-4)
* at Rice	L	52-62	9-13 (5-5)
* at TCU	W	60-58	10-13 (6-5)
* TEXAS	L	52-53	10-14 (6-6)

* — SWC Game
† — Madison Square Garden (III), New York, N.Y.
— at San Antonio
§ — at San Francisco, Calif.

JOHN FLOYD (1950-55)

1950-51 • COACH JOHN FLOYD

17-12 / 8-4 SWC (t-1st)

Home: 9-2 / Away: 8-9 / Neutral: 0-1

SWC Champions

NCAA Tournament

at North Texas State	W	40-35	1-0
at Oklahoma City	L	39-44	1-1
at Siena	L	42-55	1-2
at Canisius	W	45-44	2-2
at Duquesne	L	36-73	2-3
SOUTHWEST TEXAS	L	50-55	2-4
SOUTHWEST TEXAS	L	52-64	2-5
SAM HOUSTON STATE	W	40-36	3-5
at Houston	L	45-52	3-6
at Sam Houston State	W	50-45	4-6
at Trinity	W	60-40	5-6
* RICE	W	51-39	6-6 (1-0)
* at Baylor	W	55-53	7-6 (2-0)
* TCU	W	39-36	8-6 (3-0)
* at SMU	L	44-51	8-7 (3-1)
* TEXAS	W	32-29	9-7 (4-1)
* ARKANSAS	W	34-33	10-7 (5-1)
* at TCU	L	27-30	10-8 (5-2)
* BAYLOR	W	48-36	11-8 (6-2)
* at Arkansas	L	38-46	11-9 (6-3)
* SMU	W	49-43	12-9 (7-3)
* at Rice	W	45-42	13-9 (8-3)
* at Texas	L	40-42	13-10 (8-4)
HOUSTON	W	55-46	14-10
at TCU	W	50-44	15-10

NCAA District 6 Playoff

TEXAS	W	45-33	16-10
at Texas	L	34-35	16-11
at Texas	W	33-32	17-11

NCAA West Regional (Municipal Auditorium, Kansas City, MO)

vs Washington (#15)	L	40-62	17-12
---------------------	---	-------	-------

* — SWC Game

1951-52 • COACH JOHN FLOYD

9-15 / 5-7 SWC (t-3rd)

Home: 5-5 / Away: 2-9 / Neutral: 1-1

D3	NORTH TEXAS STATE	L	43-46	0-1
D8	HOUSTON	L	29-38	0-2
D11	at Marshall	L	40-46	0-3
D13	† at Manhattan	L	42-44	0-4
D15	at Tennessee	L	52-60	0-5
D18	TRINITY UNIVERSITY	W	63-44	1-5
D26	# vs Arkansas	W	49-46	2-5
D27	# vs Texas	W	52-51	3-5
D29	# vs TCU	L	35-65	3-6



J5	* at Arkansas	W	47-42	4-6 (1-0)
J7	at Oklahoma City (#15)	L	55-62	4-7
J11	* RICE	W	55-44	5-7 (2-0)
J14	* at SMU	L	34-40	5-8 (2-1)
J18	* BAYLOR	W	47-36	6-8 (3-1)
J25	at Houston	L	44-52	6-9
F2	* at Texas	L	40-51	6-10 (3-2)
F6	* TCU	L	41-52	6-11 (3-3)
F9	* at Baylor	L	45-52	6-12 (3-4)
F11	* ARKANSAS	L	40-49	6-13 (3-5)
F16	* SMU	W	61-47	7-13 (4-5)
F19	* at TCU	L	44-58	7-14 (4-6)
F23	* TEXAS	L	34-38	7-15 (4-7)
F26	OKLAHOMA CITY	W	46-42	8-15
M1	* at Rice	W	56-54	9-15 (5-7)

* — SWC Game
† — Madison Square Garden (III), New York, N.Y.
— SWC Tournament, Dallas

1952-53 • COACH JOHN FLOYD

6-15 / 3-9 SWC (7th)

Home: 6-5 / Away: 0-7 / Neutral: 0-3

D10	HOUSTON	W	65-59	1-0
D12	NW LOUISIANA	L	53-58	1-1
D14	EASTERN NEW MEXICO	W	68-48	2-1
D16	TRINITY	W	60-55	3-1
D22	COLORADO A&M	L	52-65	3-2
D26	# vs SMU	L	52-65	3-3

D28	# vs Arizona	L	49-66	3-4
D30	# vs Texas	L	54-58	3-5
J6	* at Baylor	L	44-60	3-6 (0-1)
J10	* ARKANSAS (2 OT)	W	56-48	4-6 (1-1)
J13	* at TCU	L	36-67	4-7 (1-2)
J16	* TEXAS	W	51-42	5-7 (2-2)
J24	* at Rice	L	34-52	5-8 (2-3)
F3	* SMU	W	51-43	6-8 (3-3)
F7	* BAYLOR	L	46-47	6-9 (3-4)
F10	* at Texas	L	49-68	6-10 (3-5)
F14	* RICE	L	56-69	6-11 (3-6)
F16	* at Arkansas	L	46-66	6-12 (3-7)
F21	at Houston	L	44-48	6-13
F24	* at SMU	L	59-73	6-14 (3-8)
F28	* TCU	L	48-52	6-15 (3-9)

* — SWC Game
— SWC Tournament, Dallas

1953-54 • COACH JOHN FLOYD

2-20 / 1-11 SWC (7th)

Home: 2-7 / Away: 0-11 / Neutral: 0-2

D1	at Lamar Tech	L	68-88	0-1
D5	TRINITY	W	56-46	1-1
D8	at Houston	L	56-62	1-2
D9	OKLAHOMA CITY (#19)	L	38-60	1-3
D14	at LSU (#10)	L	56-77	1-4
D16	TEXAS TECH	L	55-58	1-5
D28	# at Rice (#11)	L	43-55	1-6

D29	# vs Baylor	L	50-64	1-7
D30	# vs TCU	L	41-69	1-8
J5	* BAYLOR	L	45-47	1-9 (0-1)
J9	* at Rice (#11)	L	53-78	1-10 (0-2)
J12	* TEXAS	L	46-49	1-11 (0-3)
J15	* TCU	L	52-69	1-12 (0-4)
F1	* at Arkansas	L	55-80	1-13 (0-5)
F6	* at SMU	L	48-92	1-14 (0-6)
F9	* RICE	L	47-61	1-15 (0-7)
F13	* SMU	W	73-71	2-15 (1-7)
F16	* at Texas	L	49-66	2-16 (1-8)
F20	* at TCU	L	57-76	2-17 (1-9)
F22	* ARKANSAS	L	54-67	2-18 (1-10)
F24	HOUSTON	L	51-52	2-19
M1	* at Baylor	L	65-79	2-20 (1-11)

* — SWC Game
— SWC Tournament, Rice Gym, Houston

1954-55 • COACH JOHN FLOYD

4-20 / 1-11 SWC (7th)

Home: 2-6 / Away: 0-12 / Neutral: 2-2

D2	HOUSTON	L	63-85	0-1
D8	TULSA	L	45-57	0-2
D11	at Tulane	L	53-82	0-3
D13	at LSU	L	61-73	0-4
D21	at West Texas State	L	57-82	0-5
D22	† vs Pepperdine	W	86-84	1-5
D27	# vs Texas	W	66-61	2-5
D28	# vs TCU	L	57-72	2-6
D29	# vs Arkansas	L	70-74	2-7
J4	* at Rice	L	41-61	2-8 (0-1)
J8	* ARKANSAS	W	62-59	3-8 (1-1)
J11	* at SMU	L	69-93	3-9 (1-2)
J15	at Houston	L	66-107	3-10
J18	* at Baylor	L	77-89	3-11 (1-3)
J20	LSU	W	58-47	4-11
J22	* TCU (#20)	L	58-71	4-12 (1-4)
F2	* at TCU	L	62-92	4-13 (1-5)
F10	at Oklahoma City	L	34-55	4-14
F12	* TEXAS	L	76-80	4-15 (1-6)
F15	* SMU	L	56-81	4-16 (1-7)
F19	* BAYLOR	L	68-86	4-17 (1-8)
F22	* at Texas	L	64-74	4-18 (1-9)
F26	* at Arkansas	L	63-73	4-19 (1-10)
M1	* RICE	L	52-67	4-20 (1-11)

* — SWC Game
† — at Canyon, Texas
— SWC Tournament, Rice Gym, Houston

KEN LOEFFLER (1955-57)**1955-56 • COACH KEN LOEFFLER**

6-18 / 3-9 SWC (t-5th)

Home: 6-4 / Away: 0-12 / Neutral: 0-2

D1	at Tulsa	L	43-48	0-1
D3	at Vanderbilt	L	69-79	0-2
D5	at Memphis State	L	71-84	0-3
D10	LSU	W	73-59	1-3
D12	TULANE	W	85-66	2-3
D14	HOUSTON	L	44-78	2-4
D28	# at Rice	L	81-110	2-5
D29	# vs TCU	L	59-67	2-6
D30	# vs Arkansas	L	49-80	2-7
J4	* BAYLOR	W	90-70	3-7 (1-0)
J7	* at Rice (#17)	L	77-89	3-8 (1-1)
J10	* at SMU	L	68-97	3-9 (1-2)
J13	* TEXAS	W	75-74	4-9 (2-2)
J16	* at Arkansas	L	66-98	4-10 (2-3)
J19	SAM HOUSTON STATE	W	75-46	5-10
J21	* TCU	W	84-74	6-10 (3-3)
J30	at Oklahoma City (#16)	L	56-76	6-11
F4	at Houston	L	74-105	6-12
F11	* at Baylor	L	66-85	6-13 (3-4)
F13	* ARKANSAS	L	52-61	6-14 (3-5)
F18	* SMU (#12)	L	80-92	6-15 (3-6)
F22	* at TCU	L	67-91	6-16 (3-7)
F24	* RICE (#18)	L	61-85	6-17 (3-8)
F28	* at Texas	L	70-98	6-18 (3-9)

* — SWC Game
— SWC Tournament, Rice Gym, Houston

1956-57 • COACH KEN LOEFFLER

7-17 / 3-9 SWC (t-6th)

Home: 4-4 / Away: 2-12 / Neutral: 1-1

D1	at Centenary	L	59-67	0-1
D3	ST. MARY'S	W	69-60	1-1
D5	at Sam Houston	L	58-59	1-2
D7	TRINITY	W	81-55	2-2
D10	at Loyola (New Orleans)	L	68-71	2-3
D12	at Mississippi Southern	L	63-75	2-4
D13	at Florida State	W	83-74	3-4
D15	at Georgia Tech	L	69-76	3-5
D19	at Miami (Fla.)	L	80-86	3-6
D27	# vs Navy	W	76-75	4-6
D28	# vs SMU (#7)	L	46-68	4-7
D29	# at Rice	L	44-66	4-8
J3	* RICE	L	39-53	4-9 (0-1)
J5	* ARKANSAS	L	65-73	4-10 (0-2)
J8	* SMU (#4)	L	53-62	4-11 (0-3)
J15	* at Baylor	L	58-67	4-12 (0-4)
F2	* at TCU	L	58-77	4-13 (0-5)
F5	* TEXAS	W	69-67	5-13 (1-5)

F9	* at Arkansas	L	46-63	5-14 (1-6)
F12	* TCU	L	59-62	5-15 (1-7)
F16	* BAYLOR	W	64-61	6-15 (2-7)
F19	* at SMU (#6)	L	55-71	6-16 (2-8)
F23	* at Texas	W	61-55	7-16 (3-8)
M1	* at Rice	L	55-57	7-17 (3-9)

* — SWC Game
— SWC Tournament, Rice Gym, Houston

BOB ROGERS (1957-63)**1957-58 • COACH BOB ROGERS**

11-13 / 7-7 SWC (t-5th)

Home: 5-3 / Away: 5-8 / Neutral: 1-2

D6	at St. Mary's	L	56-69	0-1
D9	at Memphis State (#20)	W	71-68	1-1
D11	at Wake Forest	L	46-68	1-2
D12	at Richmond	L	50-70	1-3
D14	at Ohio State	W	72-69	2-3
D17	at Temple (#10)	L	44-60	2-4
D26	# vs TCU	L	54-65	2-5
D27	# vs SMU	L	49-59	2-6
D28	# vs Baylor	W	80-63	3-6
J4	* at TCU	L	48-71	3-7 (0-1)
J7	* TEXAS	W	71-50	4-7 (1-1)
J10	* RICE (OT)	L	59-62	4-8 (1-2)
J14	* at Baylor	W	57-47	5-8 (2-2)
J17	* SMU	W	44-36	6-8 (3-2)
J28	* at Arkansas	L	51-67	6-9 (3-3)
F1	* TEXAS TECH	L	55-57	6-10 (3-4)
F4	HOUSTON	W	92-74	7-10
F7	* BAYLOR	W	60-51	8-10 (4-4)
F11	* at Rice	L	57-67	8-11 (4-5)
F15	* at Texas	L	68-74	8-12 (4-6)
F22	* ARKANSAS	W	66-57	9-12 (5-6)
F25	* at Texas Tech	W	79-63	10-12 (6-6)
M1	* at SMU	W	43-42	11-12 (7-6)
M4	* TCU	L	42-62	11-13 (7-7)

* — SWC Game
— SWC Tournament, Houston

1958-59 • COACH BOB ROGERS

15-9 / 6-8 SWC (t-5th)

Home: 5-4 / Away: 7-4 / Neutral: 3-1

D1	at Trinity	W	61-51	1-0
D5	HOUSTON	W	57-45	2-0
D9	SAM HOUSTON STATE	W	81-54	3-0
D13	at Centenary	W	68-57	4-0
D19	! vs Alabama	L	62-66	4-1
D20	! vs Wyoming	W	74-64	5-1
D26	# vs Texas Tech	W	66-58	6-1
D27	# at Rice	W	60-59	7-1
D29	# vs TCU (#19)	W	61-45	8-1
J3	* at SMU	W	65-63	9-1 (1-0)

J6	* RICE	L	65-70	9-2 (1-1)
J9	* at Baylor	L	49-56	9-3 (1-2)
J12	* at Arkansas	W	63-62	10-3 (2-2)
J16	* TEXAS	W	73-29	11-3 (3-2)
J24	at Houston	W	71-64	12-3
J31	* at Texas Tech	L	46-57	12-4 (3-3)
F3	* TCU (#17)	L	64-76	12-5 (3-4)
F7	* BAYLOR	W	65-52	13-5 (4-4)
F11	* at TCU (#16)	L	61-80	13-6 (4-5)
F14	* TEXAS TECH	W	53-52	14-6 (5-5)
F21	* ARKANSAS	L	71-72	14-7 (5-6)
F24	* at Texas	W	71-61	15-7 (6-6)
F28	* at Rice	L	67-74	15-8 (6-7)
M3	* SMU	L	66-70	15-9 (6-8)

* — SWC Game
! — Birmingham Classic, Birmingham, Ala.
— SWC Tournament, Rice Gym, Houston

1959-60 • COACH BOB ROGERS

19-5 / 10-4 SWC (t-2nd)

Home: 10-1 / Away: 6-4 / Neutral: 3-0

D1	CENTENARY	W	95-38	1-0
D4	TRINITY	W	86-47	2-0
D7	HOUSTON	W	67-49	3-0
D11	MIDWESTERN	W	70-43	4-0
D17	at Houston	W	64-62	5-0
D28	# vs TCU	W	72-61	6-0
D29	# vs Texas	W	84-74	7-0
D30	# vs SMU	W	58-55	8-0
J5	* BAYLOR	W	68-51	9-0 (1-0)
J9	* at TCU	W	65-52	10-0 (2-0)
J12	* SMU	L	64-66	10-1 (2-1)
J15	* TEXAS	W	72-61	11-1 (3-1)
J19	* at Rice	W	61-43	12-1 (4-1)
F1	at San Francisco	W	69-65	13-1
F2	at Santa Clara	L	55-66	13-2
F6	* TEXAS TECH	W	89-59	14-2 (5-1)
F9	* at Arkansas	W	77-68	15-2 (6-1)
F13	* RICE	W	94-53	16-2 (7-1)
F16	* at Texas	L	62-79	16-3 (7-2)
F20	* ARKANSAS	W	82-61	17-3 (8-2)
F23	* at SMU	L	53-81	17-4 (8-3)
F26	* at Texas Tech	L	61-68	17-5 (8-4)
F29	* TCU	W	64-56	18-5 (9-4)
M3	* at Baylor	W	77-63	19-5 (10-4)

* — SWC Game
— SWC Tournament, Rice Gym, Houston

1960-61 • COACH BOB ROGERS

16-8 / 10-4 SWC (2nd)

Home: 10-0 / Away: 4-6 / Neutral: 2-2

D1	at Trinity	W	66-48	1-0
D3	at Kansas State (#20)	L	64-69	1-1
D6	HOUSTON	W	66-61	2-1

D9	CENTENARY	W	77-54	3-1
D15	! vs Oklahoma State	L	58-60	3-2
D16	! vs Oklahoma	L	56-69	3-3
D29	# vs Eastern Kentucky	W	76-57	4-3
D30	# vs Air Force	W	62-51	5-3
J3	* TCU	W	82-69	6-3 (1-0)
J7	* at Baylor	W	75-61	7-3 (2-0)
J10	* ARKANSAS	W	81-62	8-3 (3-0)
J13	* at Texas Tech	L	68-74	8-4 (3-1)
J16	* at Texas	L	76-81	8-5 (3-2)
J19	at Houston	L	85-89	8-6
J30	PACIFIC	W	86-39	9-6
F4	* SMU	W	80-66	10-6 (4-2)
F7	* RICE	W	79-59	11-6 (5-2)
F11	* at TCU	L	66-68	11-7 (5-3)
F14	* TEXAS TECH	W	74-71	12-7 (6-3)
F18	* at Rice	W	65-58	13-7 (7-3)
F21	* at SMU	L	61-65	13-8 (7-4)
F24	* TEXAS	W	86-69	14-8 (8-4)
F27	* BAYLOR	W	90-69	15-8 (9-4)
M2	* at Arkansas	W	70-68	16-8 (10-4)

* — SWC Game
! — at Houston
— at Lubbock, Texas

1961-62 • COACH BOB ROGERS

15-9 / 9-5 SWC (3rd)

Home: 9-0 / Away: 3-7 / Neutral: 3-2

D1	at Centenary	W	58-56	1-0
D5	HOUSTON	W	64-49	2-0
D11	at Memphis State	L	60-62	2-1
D16	LAMAR TECH	W	55-51	3-1
D22	† vs Auburn	W	62-50	4-1
D23	† vs UCLA	L	71-81	4-2
D27	# vs Wichita State (#18)	L	69-71	4-3
D28	# vs Seattle	W	71-54	5-3
D29	# vs Oklahoma City	W	71-69	6-3
J3	* at Arkansas	L	59-64	6-4 (0-1)
J6	* TEXAS TECH	W	70-61	7-4 (1-1)
J9	* at Baylor	W	54-52	8-4 (2-1)
J12	* SMU	W	75-55	9-4 (3-1)
J15	* at Texas	L	57-64	9-5 (3-2)
J30	at Houston	L	69-73	9-6
F3	* at TCU	W	79-72	10-6 (4-2)
F6	* RICE	W	88-73	11-6 (5-2)
F10	* at SMU	L	54-59	11-7 (5-3)
F13	* TEXAS	W	54-48	12-7 (6-3)
F17	* TCU	W	87-65	13-7 (7-3)
F20	* at Rice	L	62-63	13-8 (7-4)
F24	* ARKANSAS	W	89-79	14-8 (8-4)
F27	* at Texas Tech	L	49-69	14-9 (8-5)
M6	* BAYLOR	W	84-61	15-9 (9-5)

* — SWC Game
† — at Houston
— All-College Tournament, Oklahoma City, Okla.

1962-63 • COACH BOB ROGERS

16-8 / 9-5 SWC (t-2nd)

Home: 10-0 / Away: 4-6 / Neutral: 2-2

D1	CENTENARY	W	91-74	1-0
D4	at Lamar Tech	L	74-81	1-1
D8	MEMPHIS STATE	W	78-67	2-1
D11	MISSISSIPPI SOUTHERN	W	87-61	3-1
D15	HOUSTON	W	69-67	4-1
D21	† vs LSU	W	67-61	5-1
D22	† vs Michigan	L	79-82	5-2
D28	# vs Tulane	W	67-53	6-2
D29	# vs Virginia	W	60-59	7-2
J3	* BAYLOR	W	80-54	8-2 (1-0)
J5	* at Texas Tech	W	60-53	9-2 (2-0)
J8	* RICE	W	71-61	10-2 (3-0)
J12	* at SMU	L	68-71	10-3 (3-1)
J30	at Houston	L	57-58	10-4
F2	* at Arkansas	L	55-66	10-5 (3-2)
F5	* TEXAS	L	59-70	10-6 (3-3)
F9	* at TCU	W	85-69	11-6 (4-3)
F12	* SMU	W	76-70	12-6 (5-3)
F16	* ARKANSAS	W	80-78	13-6 (6-3)
F19	* at Texas	L	73-83	13-7 (6-4)
F23	* TCU	W	87-54	14-7 (7-4)
F26	* at Baylor	W	68-54	15-7 (8-4)
M1	* TEXAS TECH	W	96-83	16-7 (9-4)
M5	* at Rice	L	70-73	16-8 (9-5)

* — SWC Game
† — at Houston
— Arkansas State Holiday Tournament, Jonesboro, AR

SHELBY METCALF (1963-90)


1963-64 • COACH SHELBY METCALF

18-7 / 13-1 SWC (1st)

Home: 9-0 / Away: 3-7 / Neutral: 3-2

SWC Champions NCAA Tournament

D5	HOUSTON	W	61-58	1-0
D10	at Utah State	L	71-94	1-1
D11	at Utah	L	71-98	1-2
D16	SAM HOUSTON STATE	W	96-63	2-2
D19	† vs Oklahoma City	L	70-80	2-3
D20	† vs Mississippi State	W	58-54	3-3
D26	# vs Washington	W	61-53	4-3
D27	# vs Wichita State	L	56-70	4-4
D28	# vs Wyoming	W	99-87	5-4
J4	* at SMU	W	75-61	6-4 (1-0)
J7	* TCU	W	92-64	7-4 (2-0)
J11	* at Texas	W	65-60	8-4 (3-0)
J28	at Houston	L	65-73	8-5
F1	* at Rice	W	74-70	9-5 (4-0)
F4	* BAYLOR	W	83-58	10-5 (5-0)



F8	* ARKANSAS	W	72-64	11-5 (6-0)
F11	* at Texas Tech	L	82-84	11-6 (6-1)
F15	* RICE	W	79-67	12-6 (7-1)
F18	* at Baylor	W	77-71	13-6 (8-1)
F22	* at Arkansas	W	60-57	14-6 (9-1)
F25	* TEXAS TECH	W	82-70	15-6 (10-1)
F28	* SMU	W	75-70	16-6 (11-1)
M3	* at TCU	W	70-66	17-6 (12-1)
M5	* TEXAS	W	65-63	18-6 (13-1)

M9	vs Texas Western	L	62-68	18-7
----	------------------	---	-------	------

* — SWC Game
† — Bluebonnet Classic, Rice Gym, Houston
— All-College Tournament, Oklahoma City, OK

1964-65 • COACH SHELBY METCALF

14-10 / 7-7 SWC (4th)

Home: 7-3 / Away: 7-6 / Neutral: 0-1

D1	at Memphis State	L	73-83	0-1
D3	at Southern Mississippi	W	83-70	1-1
D5	ARLINGTON STATE	W	97-80	2-1
D8	at Sam Houston State	W	75-58	3-1
D10	MEMPHIS STATE	W	81-71	4-1
D14	HOUSTON	W	74-67	5-1
D16	† at Rice	W	69-60	6-1
D17	† vs Houston	L	49-59	6-2
D30	at Trinity	W	98-72	7-2

J5	* BAYLOR	L	77-80	7-3 (0-1)
J9	* at SMU	L	77-89	7-4 (0-2)
J12	* TCU	W	72-71	8-4 (1-2)
J16	* at Rice	W	93-55	9-4 (2-2)
J30	at Houston	L	74-79	9-5
F3	* at Arkansas	W	82-79	10-5 (3-2)
F6	* TEXAS	L	63-65	10-6 (3-3)
F9	* TEXAS TECH	L	76-82	10-7 (3-4)
F13	* at Baylor	L	77-84	10-8 (3-5)
F16	* RICE	W	104-93	11-8 (4-5)
F20	* ARKANSAS	W	91-77	12-8 (5-5)
F23	* at TCU	W	102-95	13-8 (6-5)
F27	* at Texas	L	71-86	13-9 (6-6)
M2	* SMU	W	94-81	14-9 (7-6)
M4	* at Texas Tech	L	73-98	14-10 (7-7)

* — SWC Game
† — Bluebonnet Classic, Rice Gym, Houston

1965-66 • COACH SHELBY METCALF

15-9 / 10-4 SWC (2nd)

Home: 10-1 / Away: 5-4 / Neutral: 0-4

D2	TRINITY	W	79-70	1-0
D6	SW TEXAS STATE	W	76-66	2-0
D9	HOUSTON	W	93-88	3-0
D13	MEMPHIS STATE	W	93-84	4-0
D15	† at Rice	W	89-81	5-0
D16	† vs Houston	L	85-90	5-1

D27	# vs Virginia Tech	L	74-101	5-2
D28	# vs Xavier	L	86-98	5-3
D30	# vs Bowling Green	L	72-85	5-4
J4	* SMU	W	85-78	6-4 (1-0)
J8	* at Rice	W	92-85	7-4 (2-0)
J11	* ARKANSAS	W	75-72	8-4 (3-0)
J15	* at Baylor	W	81-60	9-4 (4-0)
J18	* at Texas	W	64-57	10-4 (5-0)
J29	at Houston	L	85-97	10-5
F4	* at TCU	W	81-72	11-5 (6-0)
F8	* TEXAS TECH	W	77-71	12-5 (7-0)
F12	* TEXAS	L	82-110	12-6 (7-1)
F15	* at Texas Tech	L	85-98	12-7 (7-2)
F19	* TCU	W	96-91	13-7 (8-2)
F22	* at SMU	L	65-82	13-8 (8-3)
F25	* RICE	W	93-65	14-8 (9-3)
M1	* BAYLOR	W	95-78	15-8 (10-3)
M3	* at Arkansas	L	71-94	15-9 (10-4)

* — SWC Game
† — Bluebonnet Classic, Rice Gym, Houston
— All-College Tournament, Oklahoma City, OK

1966-67 • COACH SHELBY METCALF

6-18 / 5-9 SWC (6th)

Home: 6-4 / Away: 0-11 / Neutral: 0-3

D1	LOUISIANA TECH	L	50-53	0-1
D5	at Memphis State	L	56-66	0-2
D7	† vs Mississippi State	L	49-62	0-3
D8	† vs Alabama	L	68-89	0-4
D13	STEPHEN F. AUSTIN	W	78-76	1-4
D15	NORTH TEXAS STATE	L	69-72	1-5
D27	at West Texas State	L	71-89	1-6
D29	# at New Mexico (#5)	L	54-85	1-7
D30	# vs New York	L	67-79	1-8
J3	* RICE	W	69-66	2-8 (1-0)
J7	* at SMU	L	67-80	2-9 (1-1)
J10	* TCU	L	64-67	2-10 (1-2)
J14	* at Arkansas	L	46-47	2-11 (1-3)
J17	* TEXAS	W	68-59	3-11 (2-3)
J30	at Trinity	L	74-100	3-12
F4	* at Baylor	L	65-93	3-13 (2-4)
F7	* TEXAS TECH	W	70-67	4-13 (3-4)
F11	* at Rice	L	79-101	4-14 (3-5)
F14	* ARKANSAS	W	60-53	5-14 (4-5)
F18	* at Texas Tech	L	36-41	5-15 (4-6)
F21	* BAYLOR	W	71-69	6-15 (5-6)
F25	* at Texas	L	58-72	6-16 (5-7)
F28	* SMU	L	71-85	6-17 (5-8)
M2	* at TCU	L	71-96	6-18 (5-9)

* — SWC Game
† — Southern Miss Invitational, Hattiesburg, MS
— Lobo Invitational, Albuquerque, NM

1967-68 • COACH SHELBY METCALF

14-10 / 8-6 SWC (t-2nd)

Home: 8-2 / Away: 5-7 / Neutral: 1-1

D1	at Louisiana Tech	W	84-77	1-0
D4	TRINITY	W	106-95	2-0
D7	WEST TEXAS STATE	W	89-83	3-0
D9	SW TEXAS STATE	W	78-74	4-0
D13	at North Texas State	L	65-71	4-1
D15	† vs Kansas State	L	77-82	4-2
D16	† at Kansas (#4)	L	52-78	4-3
D29	# at Seattle	W	80-72	5-3
D30	# vs San Francisco	W	77-75	6-3
J3	* at Arkansas	L	70-75	6-4 (0-1)
J6	* TCU	L	77-81	6-5 (0-2)
J8	* TEXAS TECH	W	94-81	7-5 (1-2)
J13	* at SMU	L	77-78	7-6 (1-3)
J16	* at Texas	W	88-87	8-6 (2-3)
J29	at Centenary	L	93-99	8-7
F3	* BAYLOR	L	67-77	8-8 (2-4)
F6	* at Rice	W	75-66	9-8 (3-4)
F10	* TEXAS	W	117-105	10-8 (4-4)
F13	* RICE	W	78-58	11-8 (5-4)
F17	* at Baylor	W	67-63	12-8 (6-4)
F20	* ARKANSAS	W	71-67	13-8 (7-4)
F24	* at TCU	L	78-85	13-9 (7-5)
F27	* at Texas Tech	L	81-83	13-10 (7-6)
M1	* SMU	W	85-80	14-10 (8-6)

* — SWC Game

† — Sunflower Classic, Lawrence, KS

— Washington Tournament, Seattle, WA

1968-69 • COACH SHELBY METCALF


18-9 / 12-2 SWC (1st)

Home: 10-2 / Away: 5-4 / Neutral: 3-3

SWC Champions

NCAA Tournament

D2	SOUTHERN MISSISSIPPI	W	95-82	1-0
D5	CENTENARY	W	72-65	2-0
D9	LAMAR TECH	L	87-98	2-1
D12	LOUISIANA TECH	W	102-83	3-1
D16	STEPHEN F. AUSTIN	L	74-75	3-2
D23	at Wichita State	L	60-79	3-3
D26	# vs Duquesne (#15)	L	71-93	3-4
D28	# vs Pacific	W	77-75	4-4
D30	# vs Wyoming (#19)	W	83-81	5-4
J7	* TEXAS TECH	W	85-84	6-4 (1-0)
J11	* at Arkansas	W	73-68	7-4 (2-0)
J14	* at SMU (OT)	W	76-75	8-4 (3-0)
J18	* TCU	W	72-71	9-4 (4-0)



**SWC CHAMPIONS
NCAA SWEET 16
1968-69**

J28	at Houston	L	71-85	9-5
F1	* at Texas	W	65-57	10-5 (5-0)
F4	* at Baylor	L	65-66	10-6 (5-1)
F8	* RICE	W	90-82	11-6 (6-1)
F11	* TEXAS	W	70-69	12-6 (7-1)
F15	* at Rice	W	84-83	13-6 (8-1)
F18	* BAYLOR (#19)	W	86-74	14-6 (9-1)
F22	* at Texas Tech	W	71-70	15-6 (10-1)
F25	* ARKANSAS	W	79-66	16-6 (11-1)
F28	* SMU	W	119-98	17-6 (12-1)
M4	* at TCU	L	71-94	17-7 (12-2)

NCAA Midwest Region 1st Round

(Daniel-Meyer Coliseum, Fort Worth, TX)

M8	vs Trinity	W	81-66	18-7
----	------------	---	-------	------

NCAA Midwest Region Semifinal

(Ahearn Fieldhouse, Manhattan, KS)

M13	vs Drake (#11)	L	63-81	18-8
M15	! vs Colorado (#18)	L	82-97	18-9

* — SWC Game
— All-College Classic, Oklahoma City, OK
! — consolation game

1969-70 • COACH SHELBY METCALF

14-10 / 9-5 SWC (2nd)

Home: 6-3 / Away: 5-4 / Neutral: 3-3

D4	NORTHWESTERN STATE	L	71-73	0-1
D8	MIDWESTERN STATE	W	109-80	1-1
D12	† vs Kent State	L	66-68	1-2
D13	† vs Nebraska	L	69-78	1-3
D16	COLORADO STATE	W	63-54	2-3
D22	# vs Missouri	L	79-81	2-4
D23	# vs Clemson	W	78-63	3-4
D29	\$ at Furman	W	68-66	4-4
D30	\$ vs Northwestern (OT)	W	93-91	5-4
J6	* at Arkansas	W	64-59	6-4 (1-0)
J10	* BAYLOR	L	71-79	6-5 (1-1)
J13	* at Texas	W	87-81	7-5 (2-1)
J24	at Louisiana Tech	L	84-100	7-6
J27	* at Rice	L	58-68	7-7 (2-2)
J31	* at SMU	W	84-74	8-7 (3-2)
F3	* at Texas Tech	L	66-84	8-8 (3-3)
F7	* TCU	L	72-84	8-9 (3-4)
F10	* TEXAS	W	79-70	9-9 (4-4)
F14	* at TCU	W	77-73	10-9 (5-4)
F17	* TEXAS TECH	W	82-74	11-9 (6-4)
F21	* at SMU	W	84-81	12-9 (7-4)
F24	* ARKANSAS	W	72-60	13-9 (8-4)
F28	* at Baylor	L	68-70	13-10 (8-5)
M3	* RICE	W	91-86	14-10 (9-5)

* — SWC Game
† — Houston Classic, Houston
— Sun Bowl Classic, El Paso, TX
\$ — Poinsettia Classic, Greenville, SC

1970-71 • COACH SHELBY METCALF

9-17 / 5-9 SWC (7th)

Home: 5-7 / Away: 4-7 / Neutral: 0-3

D1	STEPHEN F. AUSTIN	L	82-89	0-1
D4	EAST TEXAS STATE	W	67-61	1-1
D7	UT ARLINGTON	L	75-77	1-2
D11	† vs Oregon (#18)	L	70-94	1-3
D12	† vs Tulane	L	69-89	1-4
D14	ABILENE CHRISTIAN	W	91-74	2-4
D23	at Tulsa	L	71-103	2-5
D28	# vs Arizona	L	75-90	2-6
D29	# at Furman	L	83-103	2-7
J7	at The Citadel	L	61-62	2-8
J9	at UNC Charlotte	W	66-62	3-8
J15	LAMAR TECH	W	87-82	4-8
J19	* at Baylor	L	83-108	4-9 (0-1)
J23	* TCU	L	59-64	4-10 (0-2)
J26	* at Rice	W	74-73	5-10 (1-2)
J30	* TEXAS TECH	L	65-76	5-11 (1-3)
F2	* SMU (OT)	L	83-89	5-12 (1-4)
F6	* at Arkansas	W	87-83	6-12 (2-4)
F9	* at Texas	L	69-78	6-13 (2-5)
F13	* RICE	L	71-73	6-14 (2-6)
F16	* at SMU	L	78-85	6-15 (2-7)
F20	* at Texas Tech (OT)	W	66-64	7-15 (3-7)
F23	* TEXAS	W	65-64	8-15 (4-7)
F27	* BAYLOR (OT)	L	71-78	8-16 (4-8)
M2	* at TCU	L	63-76	8-17 (4-9)
M5	* ARKANSAS	W	92-89	9-17 (5-9)

* — SWC Game

† — Houston Classic, Houston

— Poinsettia Classic, Greenville, SC

1971-72 • COACH SHELBY METCALF

16-10 / 9-5 SWC (t-3rd)

Home: 9-3 / Away: 5-5 / Neutral: 2-2

D2	TEXAS WESLEYAN	W	96-72	1-0
D4	NORTHWESTERN STATE	W	91-75	2-0
D6	TULSA	L	79-90	2-1
D11	at UCLA (#1)	L	53-117	2-2
D14	SW TEXAS STATE	W	86-68	3-2
D22	# at New Mexico	L	73-95	3-3
D23	# vs Creighton	L	77-100	3-4
D27	† vs Michigan State	L	65-67	3-5
D28	† vs LSU	W	73-68	4-5
J7	\$ at George Washington	W	72-64	5-5
J8	\$ vs Virginia Tech (OT)	W	66-62	6-5
J13	TRINITY	W	98-58	7-5
J15	* SMU	W	79-71	8-5 (1-0)
J22	* at Arkansas	L	89-100	8-6 (1-1)
J25	* TCU	W	81-74	9-6 (2-1)
J29	* BAYLOR	W	85-75	10-6 (3-1)
F1	* at Rice	W	80-70	11-6 (4-1)

F5	* TEXAS TECH	W	68-63	12-6 (5-1)
F8	* at Texas	L	71-80	12-7 (5-2)
F12	* at SMU	L	71-75	12-8 (5-3)
F15	* ARKANSAS	W	86-85	13-8 (6-3)
F19	* at TCU	W	75-67	14-8 (7-3)
F22	* at Baylor (OT)	W	101-95	15-8 (8-3)
F26	* RICE	L	69-73	15-9 (8-4)
F29	* TEXAS	L	73-80	15-10 (8-5)
M4	* at Texas Tech	W	71-61	16-10 (9-5)
*	— SWC Game			
#	— Lobo Invitational, Albuquerque, NM			
†	— Bluebonnet Classic, Houston			
§	— Presidential Classic, Washington, DC			

1972-73 • COACH SHELBY METCALF

17-9 / 9-5 SWC (11-2nd)

Home: 10-2 / Away: 3-6 / Neutral: 4-1

N28	WAYLAND BAPTIST	W	100-60	1-0
D1	UTA	W	88-84	2-0
D4	ANGELO STATE	W	90-81	3-0
D6	# vs Oklahoma State (OT)	W	67-64	4-0
D11	GEORGE WASHINGTON	L	72-79	4-1
D23	at Oral Roberts (#16)	L	99-117	4-2
D27	† vs BYU (#14)	L	81-83	4-3
D28	† vs Penn State	W	62-55	5-3
D30	† vs Mississippi	W	100-83	6-3
J5	\$ vs Wichita State	W	102-86	7-3
J6	\$ at Houston	L	85-114	7-4
J13	* at Arkansas	L	73-84	7-5 (0-1)
J17	TEXAS LUTHERAN	W	96-77	8-5
J20	* BAYLOR	W	91-80	9-5 (1-1)
J23	* TEXAS	W	69-64	10-5 (2-1)
J27	* at Rice	L	75-81	10-6 (2-2)
J30	* TEXAS TECH	L	67-68	10-7 (2-3)
F3	* TCU	W	92-73	11-7 (3-3)
F6	* at SMU (OT)	L	62-64	11-8 (3-4)
F10	* ARKANSAS	W	108-82	12-8 (4-4)
F13	* at Baylor	W	76-63	13-8 (5-4)
F17	* at Texas	L	68-71	13-9 (5-5)
F20	* RICE	W	90-80	14-9 (6-5)
F24	* at Texas Tech	W	76-75	15-9 (7-5)
F27	* SMU	W	78-75	16-9 (8-5)
M3	* at TCU	W	95-82	17-9 (9-5)

*	— SWC Game
#	— at Tulsa, OK
†	— All-College Tournament, Oklahoma City, OK
§	— Bluebonnet Classic, Houston

1973-74 • COACH SHELBY METCALF

15-11 / 7-7 SWC (4th)

Home: 11-1 / Away: 1-7 / Neutral: 3-3

N30	HOUSTON BAPTIST	W	85-72	1-0
D3	SW TEXAS STATE	W	74-65	2-0
D6	TARLETON STATE	W	85-74	3-0

D10	STEPHEN F. AUSTIN	W	87-62	4-0
D19	at VCU	L	71-72	4-1
D21	# vs George Washington	L	65-91	4-2
D22	# vs Northwestern	W	86-84	5-2
D28	† vs Oklahoma Christian	W	89-68	6-2
D29	† vs Tulsa	L	67-88	6-3
J4	§ vs Florida State	L	79-99	6-4
J5	§ vs Denver	W	99-84	7-4
J8	SOUTHWESTERN	W	100-87	8-4
J15	* SMU	W	90-75	9-4 (1-0)
J19	* at TCU	L	72-88	9-5 (1-1)
J22	* at Texas Tech	L	61-63	9-6 (1-2)
J26	* RICE	W	80-79	10-6 (2-2)
J29	* at Texas	L	90-98	10-7 (2-3)
F2	* at Baylor	L	62-71	10-8 (2-4)
F5	* ARKANSAS (OT)	W	86-80	11-8 (3-4)
F9	* TCU	W	90-64	12-8 (4-4)
F12	* at SMU	L	68-70	12-9 (4-5)
F16	* TEXAS TECH (2OT)	W	98-95	13-9 (5-5)
F19	* at Rice	W	96-82	14-9 (6-5)
F23	* TEXAS	L	81-88	14-10 (6-6)
F26	* BAYLOR	W	94-72	15-10 (7-6)
M2	* at Arkansas	L	86-97	15-11 (7-7)
*	— SWC Game			
#	— Marshall Memorial Tournament, Huntington, WV			
†	— Pan American Classic, Edinburg, TX			
§	— Bluebonnet Classic, Houston			

1974-75 • COACH SHELBY METCALF

20-7 / 12-2 SWC (1st)

Home: 10-2 / Away: 7-2 / Neutral: 3-3

SWC Champions NCAA Tournament

N30	TEXAS LUTHERAN	W	84-74	1-0
D3	HOUSTON BAPTIST	W	84-77	2-0
D7	ORAL ROBERTS (OT)	L	83-84	2-1
D10	VCU	W	98-84	3-1
D14	# vs Indiana (#3)	L	55-90	3-2
D19	† vs Northwestern	W	67-55	4-2
D20	† vs UTEP	L	69-71	4-3
D29	§ vs Fairfield	W	62-57	5-3
D30	§ at VCU	W	84-70	6-3
J3	! vs UNLV	W	80-78	7-3
J4	! at Houston	L	72-92	7-4
J16	SAM HOUSTON STATE	W	101-71	8-4
J21	* at Rice	W	64-61	9-4 (1-0)
J25	* TCU	W	81-69	10-4 (2-0)
J28	* at Texas Tech	W	62-55	11-4 (3-0)
F1	* at Texas	W	80-74	12-4 (4-0)
F4	* SMU	W	102-77	13-4 (5-0)
F8	* at Arkansas (2OT)	L	89-95	13-5 (5-1)
F11	* BAYLOR	W	96-66	14-5 (6-1)
F15	* ARKANSAS	W	62-60	15-5 (7-1)
F18	* at Baylor	W	62-55	16-5 (8-1)



F22	* RICE	W	99-66	17-5 (9-1)
F25	* TEXAS TECH	L	63-73	17-6 (9-2)
M1	* at TCU	W	94-81	18-6 (10-2)
M4	* at SMU	W	100-77	19-6 (11-2)
M8	* TEXAS	W	74-63	20-6 (12-2)

NCAA 1st Round (Municipal Coliseum, Lubbock, TX)

M15	vs Cincinnati (#17)	L	79-87	20-7
*	— SWC Game			
#	— at Indianapolis, IN			
†	— Sun Bowl Classic, El Paso, TX			
§	— Virginia Commonwealth Tournament, Richmond, VA			
!	— Astro Bluebonnet Classic, Houston			

1975-76 • COACH SHELBY METCALF

21-6 / 14-2 SWC (1st)

Home: 12-0 / Away: 6-3 / Neutral: 3-3

SWC Champions

D1	WAYLAND BAPTIST	W	115-64	1-0
D3	SW TEXAS STATE	W	107-74	2-0
D6	HOUSTON BAPTIST	W	127-80	3-0
D9	SAM HOUSTON STATE	W	105-74	4-0
D19	# vs La Salle	L	57-59	4-1
D20	# vs Yale	W	71-62	5-1
D26	† vs Seattle	W	71-67	6-1
D27	† at Louisville (#11)	L	88-102	6-2
J2	§ vs San Francisco (#19)	L	75-77	6-3
J3	§ vs Houston Baptist	W	99-74	7-3
J10	* at Baylor (OT)	W	76-69	8-3 (1-0)

50-YEAR ANNIVERSARY

Ray Roberts, Barry Davis and team captain John Thornton (L-R) celebrate after clinching the 1975 SWC Championship with a 74-63 win over Texas in the regular season finale at G. Rolie White Coliseum. The 1974-75 Aggies celebrate the 50th anniversary of their historic season in 2024-25.

J14	* SMU	W	93-87	9-3 (2-0)
J17	* at Texas Tech	W	64-62	10-3 (3-0)
J20	* HOUSTON	W	74-67	11-3 (4-0)
J24	* at Arkansas (2OT)	L	91-93	11-4 (4-1)
J26	* RICE	W	85-77	12-4 (5-1)
J28	* at Texas	W	72-60	13-4 (6-1)
J31	* at TCU	W	66-64	14-4 (7-1)
F3	* TEXAS	W	85-69	15-4 (8-1)
F7	* BAYLOR	W	78-63	16-4 (9-1)
F10	* at SMU	L	65-69	16-5 (9-2)
F14	* TEXAS TECH	W	73-64	17-5 (10-2)
F17	* at Houston	W	94-80	18-5 (11-2)
F19	* TCU	W	111-70	19-5 (12-2)
F21	* ARKANSAS	W	70-69	20-5 (13-2)
F24	* at Rice	W	98-67	21-5 (14-2)

SWC Tournament (Moody Coliseum, Dallas, TX)

F28	vs Texas Tech	L	72-74	21-6
*	— SWC Game			
#	— Jayhawk Classic, Lawrence, KS			
†	— Holiday Classic, Louisville, KY			
§	— Bluebonnet Classic, Houston			

1976-77 • COACH SHELBY METCALF

14-14 / 8-8 SWC (t-4th)

Home: 9-3 / Away: 3-6 / Neutral: 2-5

N29	TEXAS LUTHERAN	W	70-61	1-0
D3	ANGELO STATE	W	70-69	2-0
D7	SAM HOUSTON STATE	W	100-83	3-0
D10	# vs Houston Baptist	W	87-72	4-0
D11	# at SW LOUISIANA	L	72-81	4-1
D17	† vs Cal Santa Barbara	L	61-69	4-2
D18	† vs Nevada	L	56-72	4-3
D27	§ vs Saint Louis (2OT)	L	77-87	4-4
D28	§ vs Oregon State	L	58-80	4-5
D29	§ vs Bowling Green	W	89-81	5-5
J4	* TEXAS	W	68-59	6-5 (1-0)
J10	* at Texas	L	73-87	6-6 (1-1)
J12	* at Baylor	W	60-59	7-6 (2-1)
J15	* SMU	W	57-53	8-6 (3-1)
J18	* at Texas Tech (OT)	L	64-66	8-7 (3-2)
J22	* HOUSTON	L	71-78	8-8 (3-3)
J24	* at Arkansas (#17)	L	58-72	8-9 (3-4)
J26	* TCU	W	79-60	9-9 (4-4)
J29	* RICE	W	93-60	10-9 (5-4)
F1	* at TCU	W	76-69	11-9 (6-4)
F8	* BAYLOR	W	72-57	12-9 (7-4)
F12	* at SMU	L	68-70	12-10 (7-5)
F15	* TEXAS TECH	L	59-60	12-11 (7-6)
F17	* at Rice	W	79-61	13-11 (8-6)
F19	* at Houston	L	83-116	13-12 (8-7)
F22	* ARKANSAS (#6)	L	62-63	13-13 (8-8)

SWC Tournament, 1st Round (College Station, TX)

F26	SMU	W	89-79	14-13
-----	-----	---	-------	-------

SWC Tournament (The Summit, Houston, TX)

M3	vs Houston	L	77-96	14-14
----	------------	---	-------	-------

- * — SWC Game
- # — Bayou Classic, Lafayette, LA
- † — Bluebonnet Classic, Houston
- § — Far West Classic, Portland, OR

1977-78 • COACH SHELBY METCALF

12-15 / 5-11 SWC (7th)

Home: 8-4 / Away: 4-8 / Neutral: 0-3

N28	ANGELO STATE	W	86-67	1-0
D1	SW LOUISIANA	W	81-79	2-0
D3	HOUSTON BAPTIST	W	77-50	3-0
D6	SAM HOUSTON STATE	W	95-73	4-0
D10	at Oral Roberts	W	79-73	5-0
D16	# vs Florida State	L	77-100	5-1
D17	# at Samford	W	106-91	6-1
D27	† vs Miami (Ohio)	L	68-79	6-2
D28	† vs Austin Peay	L	70-76	6-3
D30	† at Oklahoma City	W	84-79	7-3
J9	* at Baylor	L	61-77	7-4 (0-1)
J12	* HOUSTON	L	73-80	7-5 (0-2)



J14	* SMU	W	78-71	8-5 (1-2)
J17	* at Arkansas (#3)	L	68-84	8-6 (1-3)
J21	* at Texas Tech	L	58-71	8-7 (1-4)
J23	* TEXAS (#15) (OT)	L	77-79	8-8 (1-5)
J25	* at TCU	L	59-66	8-9 (1-6)
J28	* RICE	W	74-70	9-9 (2-6)
J30	* BAYLOR	W	58-56	10-9 (3-6)
F1	* at SMU (OT)	L	70-71	10-10 (3-7)
F4	* at Houston	L	89-94	10-11 (3-8)
F9	* ARKANSAS (#2)	L	79-80	10-12 (3-9)
F11	* TEXAS TECH	L	70-78	10-13 (3-10)
F13	* at Texas (#12)	L	66-90	10-14 (3-11)
F15	* TCU	W	88-72	11-14 (4-11)
F21	* at Rice	W	81-75	12-14 (5-11)

SWC Tournament, 1st Round

F25	at Texas Tech	L	78-85	12-15
-----	---------------	---	-------	-------

- * — SWC Game
- # — Birmingham Classic, Birmingham, AL
- † — All-College Tournament, Oklahoma City, OK

1978-79 • COACH SHELBY METCALF

24-9 / 11-5 SWC (3rd)

Home: 11-1 / Away: 10-4 / Neutral: 3-4

NIT

N24	# vs NC State	L	65-81	0-1
N25	# vs Indiana (#10)	W	54-49	1-1
N26	# at Alaska-Anchorage	W	100-70	2-1
D2	SW TEXAS STATE	W	82-78	3-1
D4	ORAL ROBERTS	W	85-79	4-1
D6	SAM HOUSTON STATE	W	107-74	5-1
D12	PRAIRIE VIEW A&M	W	113-63	6-1
D15	† vs UNLV (#15)	W	101-99	7-1
D16	† at San Francisco (#19)	W	68-65	8-1

D22	§ at Kentucky (#11)	W	73-69	9-1
D23	§ vs Illinois (#15)	L	57-71	9-2
D29	! vs Air Force	W	73-66	10-2
D30	! at Vermont	W	104-76	11-2
J8	* BAYLOR	W	77-64	12-2 (1-0)
J10	* at Houston	W	69-43	13-2 (2-0)
J13	* at SMU	L	76-78	13-3 (2-1)
J17	* ARKANSAS (#11) (OT)	W	74-69	14-3 (3-1)
J20	* TEXAS TECH	W	68-63	15-3 (4-1)
J22	* at Texas (#17)	L	66-89	15-4 (4-2)
J24	* TCU	W	57-43	16-4 (5-2)
J27	* at Rice	W	81-62	17-4 (6-2)
J29	* at Baylor	W	71-58	18-4 (7-2)
J31	* SMU	W	92-56	19-4 (8-2)
F3	* HOUSTON	W	66-58	20-4 (9-2)
F6	* at Arkansas (#14)	L	56-60	20-5 (9-3)
F10	* at Texas Tech	L	63-67	20-6 (9-4)
F12	* TEXAS (#12)	L	57-65	20-7 (9-5)
F14	* at TCU	W	61-56	21-7 (10-5)
F20	* RICE	W	92-60	22-7 (11-5)

SWC Tournament (The Summit, Houston, TX)

M1	vs Texas Tech (OT)	L	62-63	22-8
----	--------------------	---	-------	------

Postseason NIT

M8	at New Mexico	W	79-68	23-8
M12	at Nevada	W	67-64	24-8

Postseason NIT (The Summit, Houston, TX)

M15	vs Alabama	L	68-72	24-9
-----	------------	---	-------	------

- * — SWC Game
- # — Seawolf Tournament, Anchorage, AK
- † — Golden Gate Invitational, San Francisco, CA
- § — Kentucky Invitational, Lexington, KY
- ! — Vermont Classic, Burlington, VT

1979-80 • COACH SHELBY METCALF

26-8 / 14-2 SWC (1st)

Home: 12-0 / Away: 7-3 / Neutral: 7-5

SWC Champions

NCAA Sweet 16

N30	# vs Iona	L	52-78	0-1
D1	# vs Lamar	L	60-61	0-2
D2	# vs Pacific	W	82-66	1-2
D6	TEXAS LUTHERAN	W	105-65	2-2
D8	VERMONT	W	98-66	3-2
D10	SAM HOUSTON STATE	W	71-47	4-2
D12	EAST TEXAS STATE	W	85-42	5-2
D14	† vs La Salle	L	67-73	5-3
D15	† vs Cal Santa Barbara	L	61-66	5-4
D21	§ vs North Texas State	W	97-56	6-4
D22	§ at UNLV	W	77-73	7-4
D28	! vs Loyola-Chicago	W	70-69	8-4
D29	! at Minnesota	L	63-69	8-5
J3	* at TCU	W	69-63	9-5 (1-0)
J5	* BAYLOR	W	74-57	10-5 (2-0)
J8	* TEXAS TECH	W	63-60	11-5 (3-0)
J15	* at SMU	W	63-56	12-5 (4-0)
J19	* at Rice	W	84-65	13-5 (5-0)
J22	* ARKANSAS	W	45-39	14-5 (6-0)
J26	* at Texas	W	56-53	15-5 (7-0)
J28	* HOUSTON	W	92-79	16-5 (8-0)
J30	* at Baylor	W	59-50	17-5 (9-0)
F4	* at Texas Tech	L	53-63	17-6 (9-1)
F6	* SMU	W	67-56	18-6 (10-1)
F9	* RICE	W	55-53	19-6 (11-1)
F12	* at Arkansas	L	44-45	19-7 (11-2)
F16	* TEXAS	W	84-61	20-7 (12-2)
F19	* TCU	W	57-48	21-7 (13-2)
F22	* at Houston	W	82-72	22-7 (14-2)

SWC Tournament (Hemisfair Arena, San Antonio, TX)

F28	vs Texas Tech	W	61-51	23-7
M1	vs Arkansas	W	52-50	24-7

NCAA 1st/2nd Rounds (The Super Pit, Denton, TX)

M7	vs Bradley	W	55-53	25-7
M9	vs N. Carolina (#15) (2 OT)	W	78-61	26-7

NCAA Midwest Regional (The Summit, Houston, TX)

M14	vs Louisville (#2) (OT)	L	55-66	26-8
-----	-------------------------	---	-------	------

- * — SWC Game
- # — Great Alaska Shootout, Anchorage, AK
- † — Cougar Classic, Provo, UT
- § — Running Rebel Classic, Las Vegas, NV
- ! — Pillsbury Classic, Minneapolis, MN

1980-81 • COACH SHELBY METCALF

15-12 / 8-8 SWC (t-4th)

Home: 6-4 / Away: 7-6 / Neutral: 2-2

N28	at Maine	W	66-57	1-0
D2	TEXAS SOUTHERN	W	61-50	2-0
D8	SAM HOUSTON STATE	W	75-58	3-0
D12	# at UNC Charlotte	W	75-64	4-0
D13	# vs Davidson	W	76-62	5-0
D19	† vs James Madison	W	51-47	6-0
D20	† at Virginia Tech	W	55-52	7-0
D29	§ vs Cal-Irvine	L	74-91	7-1
D30	§ at Eastern Montana (OT)	L	38-39	7-2
J3	*! vs TCU	L	51-56	7-3
J6	* at Baylor	L	44-53	7-4 (0-1)
J10	* at Texas Tech	L	70-72	7-5 (0-2)
J17	* SMU	W	71-51	8-5 (1-2)
J20	* RICE	L	50-54	8-6 (1-3)
J24	* at Arkansas	L	47-52	8-7 (1-4)
J26	* TEXAS (OT)	L	63-67	8-8 (1-5)
J28	* at Houston	L	71-76	8-9 (1-6)
J31	* BAYLOR	W	84-59	9-9 (2-6)
F7	* TEXAS TECH	W	65-52	10-9 (3-6)
F10	* at SMU	W	61-56	11-9 (4-6)
F14	* at Rice	W	71-56	12-9 (5-6)
F17	* ARKANSAS	L	61-65	12-10 (5-7)
F21	* at Texas	W	108-79	13-10 (6-7)
F22	* at LSU (#2)	L	57-67	13-11 (6-8)
F24	* at TCU	W	59-57	14-11 (7-8)
F28	* HOUSTON	W	78-77	15-11 (8-8)

SWC Tournament, 1st Round (College Station, TX)

M2	TCU	L	60-62	15-12
*	— SWC Game			
#	— First Union Invitational, Charlotte, NC			
†	— Virginia Tech Invitational, Blacksburg, VA			
§	— KOA Classic, Billings, MT			
!	— played at Reunion Arena, Dallas (A&M home game)			

1981-82 • COACH SHELBY METCALF

20-11 / 10-6 SWC (3rd)

Home: 11-2 / Away: 5-8 / Neutral: 4-1

NIT

N30	ST. EDWARD'S	W	104-57	1-0
D3	SAM HOUSTON STATE	W	81-57	2-0
D7	LSU	W	68-63	3-0
D11	# vs Oklahoma City	W	89-77	4-0
D12	# at Illinois	L	63-76	4-1
D18	† vs Oklahoma State	W	80-72	5-1
D19	† at UTEP	L	40-60	5-2
D28	§ vs Miami (Ohio)	W	73-53	6-2
D29	§ at UNLV	L	76-83	6-3
J2	STEPHEN F. AUSTIN	W	51-45	7-3
J5	* at TCU	W	60-54	8-3 (1-0)
J9	* BAYLOR	W	47-46	9-3 (2-0)

J11	* TEXAS TECH	L	64-68	9-4 (2-1)
J19	* at SMU	W	81-55	10-4 (3-1)
J23	* at Rice	W	68-59	11-4 (4-1)
J26	* ARKANSAS (#12)	L	63-64	11-5 (4-2)
J30	* at Texas (#5) (OT)	W	71-69	12-5 (5-2)
F1	* HOUSTON	W	95-77	13-5 (6-2)
F3	* at Baylor	L	55-58	13-6 (6-3)
F8	* at Texas Tech (OT)	L	82-91	13-7 (6-4)
F10	* SMU	W	67-58	14-7 (7-4)
F13	* RICE	W	82-71	15-7 (8-4)
F15	* at Arkansas (#8)	L	75-92	15-8 (8-5)
F20	* TEXAS	W	91-70	16-8 (9-5)
F23	* TCU	W	83-74	17-8 (10-5)
F27	* at Houston	L	93-96	17-9 (10-6)

SWC Tournament (Reunion Arena, Dallas, TX)

M4	vs Baylor	W	64-63	18-9
M5	vs Houston	L	76-89	18-10

Postseason NIT

M10	LAMAR	W	60-58	19-10
M15	at Washington	W	69-65	20-10
M19	at Purdue	L	68-86	20-11
*	— SWC Game			
#	— Illinois Classic, Champaign, IL			
†	— Sun Carnival Classic, El Paso, TX			
§	— Christmas Classic, Las Vegas, NV			

1982-83 • COACH SHELBY METCALF

17-14 / 10-6 SWC (3rd)

Home: 9-2 / Away: 5-8 / Neutral: 3-4

N26	# vs Clemson (20T)	L	79-82	0-1
N27	# vs Illinois	L	70-72	0-2
N28	# at Alaska-Anchorage	W	93-65	1-2
D2	TEXAS A&I	W	91-70	2-2
D4	at Marquette (#17)	L	58-73	2-3
D8	at LSU	L	70-88	2-4
D10	† vs La Salle	W	82-74	3-4
D11	† at Marshall (OT)	L	58-60	3-5
D17	§ vs Portland	L	51-60	3-6
D18	§ vs West Texas State	W	74-72	4-6
D28	! vs Lafayette	W	78-66	5-6
D29	! at Connecticut	L	63-69	5-7
J4	* at Houston (#19)	L	61-84	5-8 (0-1)
J6	ANGELO STATE	W	97-62	6-8
J8	* RICE	W	76-63	7-8 (1-1)
J13	* ARKANSAS (#7)	L	64-66	7-9 (1-2)
J15	* at Baylor	W	68-66	8-9 (2-2)
J22	* SMU	W	85-77	9-9 (3-2)
J25	* at TCU	L	50-67	9-10 (3-3)
J29	* at Texas	W	64-52	10-10 (4-3)
J31	* TEXAS TECH	W	78-63	11-10 (5-3)
F5	* HOUSTON (#8)	L	66-86	11-11 (5-4)
F9	* at Rice	W	51-45	12-11 (6-4)
F12	* at Arkansas (#8)	L	55-62	12-12 (6-5)

F16	* BAYLOR	W	74-62	13-12 (7-5)
F21	ST. MARY'S	W	96-76	14-12
F23	* at SMU	L	66-76	14-13 (7-6)
F26	* TCU (OT)	W	60-58	15-13 (8-6)
F28	* TEXAS	W	96-59	16-13 (9-6)
M5	* at Texas Tech	W	93-70	17-13 (10-6)

SWC Tournament (Reunion Arena, Dallas, TX)

M10	vs TCU	L	53-65	17-14
*	— SWC Game			
#	— Great Alaska Shootout, Anchorage, AK			
†	— Marshall Memorial Tournament, Huntington, WV			
§	— Champion Classic, Missoula, MT			
!	— Connecticut Mutual Classic, Hartford, CT			

1983-84 • COACH SHELBY METCALF

16-14 / 7-9 SWC (3rd)

Home: 9-2 / Away: 5-8 / Neutral: 3-4

N26	TEXAS LUTHERAN	W	80-71	1-0
N29	PRAIRIE VIEW A&M	W	89-58	2-0
D3	# vs LSU (#12)	L	65-75	2-1
D5	SOUTHWESTERN	W	71-66	3-1
D10	at Oral Roberts	L	66-84	3-2
D16	† at Indiana	L	48-73	3-3
D17	† vs Utah State	W	78-73	4-3
D27	§ vs South Florida	L	47-73	4-4
D28	§ vs Air Force	W	44-42	5-4
J4	* at Rice	W	52-47	6-4 (1-0)
J7	* at Arkansas	L	54-77	6-5 (1-1)
J9	ANGELO STATE	W	77-66	7-5
J11	* BAYLOR	W	63-52	8-5 (2-1)
J14	* HOUSTON (#7)	L	64-70	8-6 (2-2)
J16	TEXAS WESLEYAN	W	75-67	9-6
J18	* at SMU	L	56-83	9-7 (2-3)
J21	* TCU	W	68-62	10-7 (3-3)
J25	* TEXAS	W	68-52	11-7 (4-3)
J28	* at Texas Tech	L	49-74	11-8 (4-4)
F2	* at Houston (#6)	L	65-87	11-9 (4-5)
F4	* RICE	L	42-43	11-10 (4-6)
F8	* ARKANSAS	L	58-59	11-11 (4-7)
F11	* at Baylor	W	71-62	12-11 (5-7)
F18	* SMU (OT)	L	58-60	12-12 (5-8)
F22	* at TCU (OT)	W	67-65	13-12 (6-8)
F25	* at Texas	W	72-57	14-12 (7-8)
M1	* TEXAS TECH	L	53-62	14-13 (7-9)

SWC Tournament, 1st Round (College Station, TX)

M6	TEXAS	W	75-54	15-13
----	-------	---	-------	-------

SWC Tournament (The Summit, Houston, TX)

M9	vs SMU	W	59-57	16-13
M10	vs Arkansas (#8)	L	47-49	16-14
*	— SWC Game			
#	— at The Summit, Houston			
†	— Indiana Classic, Bloomington, IN			
§	— Music City Invitational, Nashville, TN			

1984-85 • COACH SHELBY METCALF

19-11 / 10-6 SWC (t-2nd)

Home: 7-4 / Away: 8-4 / Neutral: 4-3

NIT

N24	STEPHEN F. AUSTIN	W	79-64	1-0
N28	ST. MARY'S	L	66-70	1-1
D5	ORAL ROBERTS	W	71-70	2-1
D8	at Pan American	W	74-53	3-1
D14	! vs Valparaiso	W	76-66	4-1
D15	! at Drake	W	66-49	5-1
D21	^ vs Illinois State (OT)	L	66-74	5-2
D22	^ at Pacific	W	79-62	6-2
D28	† vs Wisconsin	L	69-71	6-3
D29	† vs Alaska-Anchorage	W	81-54	7-3
J2	* ARKANSAS	L	67-70	7-4 (0-1)
J5	* at Baylor	W	102-78	8-4 (1-1)
J9	# vs Marquette	W	77-69	9-4
J11	* SMU (#4)	L	60-73	9-5 (1-2)
J16	* at TCU (OT)	W	65-60	10-5 (2-2)
J20	* at Texas	W	66-61	11-5 (3-2)
J23	* TEXAS TECH	W	50-47	12-5 (4-2)
J27	* HOUSTON	W	71-69	13-5 (5-2)
J30	* at Rice	W	64-52	14-5 (6-2)
F1	* at Arkansas	L	53-58	14-6 (6-3)
F6	* BAYLOR	W	78-74	15-6 (7-3)
F12	* at SMU (#4)	L	79-81	15-7 (7-4)
F16	* TCU	W	67-60	16-7 (8-4)
F20	* TEXAS	L	51-53	16-8 (8-5)
F23	* at Texas Tech	L	50-58	16-9 (8-6)
F27	* at Houston	W	81-77	17-9 (9-6)
M2	* RICE	W	79-62	18-9 (10-6)

SWC Tournament (Reunion Arena, Dallas, TX)

M7	vs TCU	W	54-52	19-9
M8	vs Texas Tech	L	63-72	19-10

Postseason NIT

M12	at New Mexico	L	67-80	19-11
-----	---------------	---	-------	-------

*	— SWC Game			
!	— Triple A Invitational, Des Moines, IA			
^	— Pacific Classic, Stockton, CA			
†	— Lobo Invitational, Albuquerque, NM			
#	— The Summit, Houston			

1985-86 • COACH SHELBY METCALF

20-12 / 12-4 SWC (t-1st)

Home: 11-1 / Away: 6-5 / Neutral: 3-6

Co-SWC Champions

NIT

N21	! vs UAB (#16)	L	68-71	0-1
N26	ALCORN STATE	W	82-69	1-1
N28	STEPHEN F. AUSTIN	W	86-73	2-1
D5	^ vs Lamar	L	59-68	2-2
D7	at Tennessee	L	70-88	2-3

D10	PAN AMERICAN	W	74-67	3-3
D11	PRAIRIE VIEW A&M	W	88-60	4-3
D14	at Oral Roberts	W	81-75	5-3
D20	† vs Georgia Tech (#7)	L	58-83	5-4
D21	† vs Southern Mississippi	W	81-61	6-4
D27	# vs Pittsburgh	L	62-79	6-5
D28	# vs Tennessee	L	64-70	6-6
J2	* BAYLOR	W	62-48	7-6 (1-0)
J8	* at SMU	W	73-61	8-6 (2-0)
J11	* TCU	W	64-60	9-6 (3-0)
J15	* TEXAS	W	55-54	10-6 (4-0)
J18	* at Texas Tech	W	58-57	11-6 (5-0)
J22	* at Houston	L	69-76	11-7 (5-1)
J25	* RICE	W	68-55	12-7 (6-1)
J29	* ARKANSAS	W	81-67	13-7 (7-1)
F1	* at Baylor	W	62-58	14-7 (8-1)
F8	* SMU	L	56-58	14-8 (8-2)
F12	* at TCU	L	53-70	14-9 (8-3)
F15	* at Texas	L	47-58	14-10 (8-4)
F19	* TEXAS TECH	W	71-58	15-10 (9-4)
F22	* HOUSTON	W	82-75	16-10 (10-4)
F26	* at Rice	W	70-62	17-10 (11-4)
M1	* at Arkansas	W	93-76	18-10 (12-4)

SWC Tournament (Reunion Arena, Dallas, TX)

M7	vs Arkansas	W	67-51	19-10
M8	vs Texas	W	55-47	20-10
M9	vs Texas Tech	L	63-67	20-11

Postseason NIT

M13	at Wyoming	L	70-79	20-12
-----	------------	---	-------	-------

- * — SWC Game
- ! — Preseason NIT, The Summit, Houston
- A — The Summit, Houston
- † — Gator Bowl Tournament, Jacksonville, FL
- # — Sugar Bowl Tournament, New Orleans, LA

1986-87 • COACH SHELBY METCALF

17-14 / 6-10 SWC (8th)

Home: 9-3 / Away: 2-9 / Neutral: 6-2

SWC Tournament Champions

NCAA Tournament

D2	at Oklahoma (#7)	L	79-93	0-1
D4	SW TEXAS STATE	W	86-78	1-1
D8	ORAL ROBERTS	W	63-56	2-1
D10	TEXAS SOUTHERN	W	75-60	3-1
D14	NEBRASKA	W	66-64	4-1
D19	! vs Boston University	L	63-65	4-2
D20	! vs Iona	W	67-60	5-2
D29	# vs Lehigh	W	80-60	6-2
D30	# at Hartford	W	79-66	7-2
J2	† vs SE Louisiana	W	93-76	8-2
J3	† at Drake	L	58-66	8-3
J7	* SMU	W	61-59	9-3 (1-0)
J10	* at TCU	L	54-55	9-4 (1-1)



WORST TO FIRST

The 1986-87 Aggies entered the 1987 SWC Postseason Classic as the 8-seed, but upset top-seeded and No. 15 TCU in the first round and then rolled to the Championship with wins over Texas Tech and Baylor. They became the lowest-seeded team to win the SWC tournament, and Winston Crite and Darryl McDonald earned spots on the All-Tournament team.

J13	* TEXAS	W	68-52	10-4 (2-1)
J17	* TEXAS TECH	W	62-60	11-4 (3-1)
J19	* HOUSTON	W	57-45	12-4 (4-1)
D21	* at Rice	L	67-69	12-5 (4-2)
J24	* at Arkansas	L	69-87	12-6 (4-3)
J28	* BAYLOR	L	70-71	12-7 (4-4)
F5	* at SMU	L	68-86	12-8 (4-5)
F8	* TCU (#15)	L	50-55	12-9 (4-6)
F11	* at Texas	W	58-56	13-9 (5-6)
F15	* at Texas Tech	L	58-65	13-10 (5-7)
F18	* at Houston	L	46-67	13-11 (5-8)
F21	* RICE	W	63-60	14-11 (6-8)
F24	* ARKANSAS (2 OT)	L	97-100	14-12 (6-9)
F28	* at Baylor	L	48-51	14-13 (6-10)

SWC Tournament (Reunion Arena, Dallas, TX)

M6	vs TCU (#15)	W	81-70	15-13
M7	vs Texas Tech	W	68-60	16-13
M8	vs Baylor	W	71-46	17-13

NCAA 1st/2nd Rounds (Hoosier Dome, Indianapolis, IN)

M12	vs Duke (#17)	L	51-58	17-14
-----	---------------	---	-------	-------

- * — SWC Game
- ! — Kentucky Invitational, Lexington, KY
- # — Connecticut Mutual Classic, Hartford, CT
- † — Drake Heritage Classic, Des Moines, IA

1987-88 • COACH SHELBY METCALF

16-15 / 8-8 SWC (6th)

Home: 7-3 / Away: 5-8 / Neutral: 4-4

N28	at Oklahoma (#19)	L	80-104	0-1
N30	# vs Houston Baptist	W	69-65	1-1
D2	at Nebraska	L	60-92	1-2
D4	! vs Stephen F. Austin	W	72-67	2-2
D5	! vs Texas Southern	W	85-64	3-2
D7	NORTHWESTERN STATE	W	63-61	4-2
D13	STEPHEN F. AUSTIN	W	84-67	5-2
D18	† vs Pacific	L	77-78	5-3
D19	† at Cal State Sacramento	L	84-87	5-4
D21	~ vs Iona (OT)	W	78-73	6-4
D22	~ vs Valparaiso	W	72-67	7-4
D27	§ vs Arizona State	L	73-79	7-5
D28	§ at Hawai'i (OT)	W	80-78	8-5
D30	§ vs SMU	L	66-89	8-6
J6	* SMU	W	58-53	9-6 (1-0)
J13	* at Baylor	W	58-57	10-6 (2-0)
J16	* ARKANSAS	W	74-67	11-6 (3-0)
J20	* RICE	W	75-70	12-6 (4-0)
J24	* at Houston	L	63-67	12-7 (4-1)
J27	* at Texas Tech	L	61-72	12-8 (4-2)
J31	* TEXAS	L	49-52	12-9 (4-3)
F3	* TCU	W	72-67	13-9 (5-3)
F6	* at SMU	L	71-94	13-10 (5-4)
F13	* BAYLOR (2 OT)	L	73-74	13-11 (5-5)
F17	* at Arkansas	L	58-79	13-12 (5-6)
F20	* at Rice	W	67-55	14-12 (6-6)
F24	* HOUSTON	L	70-73	14-13 (6-7)
F27	* TEXAS TECH	W	68-66	15-13 (7-7)

M2	* at Texas	L	58-64	15-14 (7-8)
M5	* at TCU	W	66-60	16-14 (8-8)

SWC Tournament (Reunion Arena, Dallas, TX)

M11	vs Arkansas	L	64-76	16-15
-----	-------------	---	-------	-------

- * — SWC Game
- # — played at Spring Branch Coliseum, Houston
- ! — Jowers Jamboree, San Marcos, TX
- † — All-American SportsClub Classic, Sacramento, CA
- ~ — Met Life Classic, San Francisco, CA
- § — Rainbow Classic, Honolulu, HI

1988-89 • COACH SHELBY METCALF

16-14 / 8-8 SWC (t-4th)

Home: 9-3 / Away: 4-8 / Neutral: 3-3

N18	SIMON FRASER	W	82-52	1-0
N25	# at Centenary	L	77-80	1-1
N26	# vs Drake	W	69-63	2-1
N28	at Stephen F. Austin	W	117-88	3-1
D2	LAMAR	W	76-72	4-1
D7	HOUSTON BAPTIST	W	79-67	5-1
D10	SW TEXAS STATE	W	68-65	6-1
D19	at Lamar	L	67-74	6-2
D21	† vs Central Michigan	W	73-57	7-2
D23	† at UNLV (#13)	L	67-110	7-3
D29	! vs Oklahoma (#6)	L	80-128	7-4
D30	! vs Oklahoma State	L	79-94	7-5
J4	* TCU	L	51-58	7-6 (0-1)
J7	* at SMU	L	69-77	7-7 (0-2)
J14	* BAYLOR	W	62-53	8-7 (1-2)
J16	* at Arkansas	L	60-75	8-8 (1-3)
J21	* at Rice	L	77-79	8-9 (1-4)
J25	* HOUSTON	L	67-71	8-10 (1-5)
J28	* TEXAS TECH	L	68-75	8-11 (1-6)
F1	* at Texas	L	80-85	8-12 (1-7)
F4	* at TCU	W	64-59	9-12 (2-7)
F8	* SMU	W	82-58	10-12 (3-7)
F15	* at Baylor	W	76-65	11-12 (4-7)
F18	* ARKANSAS	W	82-71	12-12 (5-7)
F22	* RICE	W	72-58	13-12 (6-7)
F25	* at Houston	L	82-86	13-13 (6-8)
M1	* at Texas Tech	W	71-60	14-13 (7-8)
M4	* TEXAS	W	106-89	15-13 (8-8)

SWC Tournament (Reunion Arena, Dallas, TX)

M10	vs Houston	W	82-70	16-13
M11	vs Arkansas	L	84-94	16-14

- * — SWC Game
- # — Century Cellunet Classic, Shreveport, LA
- † — UNLV Runnin' Rebel Round Up, Las Vegas, NV
- ! — All-College Classic, Oklahoma City, OK

1989-90 • COACH SHELBY METCALF

14-17 / 7-9 SWC (t-5th)

Home: 3-8 / Away: 6-4 / Neutral: 5-5

N24	†	vs Connecticut	W	92-81	1-0
N25	†	vs Michigan State	L	75-87	1-1
N27	†	vs Hawaii	L	71-75	1-2
D1	#	vs UT-Pan American	L	79-97	1-3
D2	#	vs Idaho State	W	84-69	2-3
D5		CENTENARY	L	82-89	2-4
D7		MARSHALL	L	66-69	2-5
D9		STEPHEN F. AUSTIN	W	93-63	3-5
D16	!	vs Long Island	W	99-96	4-5
D17	!	vs Dartmouth	L	51-64	4-6
D20	%	vs Holy Cross	W	96-93	5-6
D21	%	at FIU	W	114-90	6-6
D27	§	vs Loyola (Chicago)	W	64-61	7-6
D28	§	vs Indiana (#10)	L	66-94	7-7
J3	*	at Baylor	W	76-69	8-7 (1-0)
J6	*	at TCU	W	72-71	9-7 (2-0)
J10	*	SMU	L	54-67	9-8 (2-1)
J17	*	at Texas	L	94-96	9-9 (2-2)
J20	*	ARKANSAS (#12)	L	84-100	9-10 (2-3)

JOHN THORNTON (1990)

1990 • INTERIM COACH JOHN THORNTON

J24	*	RICE	W	89-82	10-10 (3-3)
J27	*	at Houston	L	90-108	10-11 (3-4)
J31	*	at Texas Tech	W	101-85	11-11 (4-4)
F3	*	BAYLOR	L	77-85	11-12 (4-5)
F7	*	TCU	L	67-72	11-13 (4-6)
F10	*	at SMU	W	58-57	12-13 (5-6)
F18	*	TEXAS	L	73-79	12-14 (5-7)
F21	*	at Arkansas (#13)	L	100-114	12-15 (5-8)
F24	*	at Rice	W	103-95	13-15 (6-8)
F28	*	HOUSTON	L	81-100	13-16 (6-9)
M3	*	TEXAS TECH	W	83-72	14-16 (7-9)

SWC Tournament (Reunion Arena, Dallas, TX)

M9		vs Texas	L	84-92	14-17
*	—	SWC Game			
†	—	Great Alaska Shootout, Anchorage, AK			
#	—	Jowers Jamboree, San Marcos, TX			
!	—	Lobster Shootout, Bangor, ME			
%	—	Golden Panther Classic, Miami, FL			
§	—	Hoosier Classic, Indianapolis, IN			

KERMIT DAVIS, JR. (1990-91)

1990-91 • COACH KERMIT DAVIS, JR.

8-21 / 2-14 SWC (9th)

Home: 3-9 / Away: 2-7 / Neutral: 3-5

N23	#	vs Kent State	L	67-79	0-1
N24	#	vs Sam Houston State	W	103-87	1-1
N28		OKLAHOMA (#18)	L	65-81	1-2

N30	†	vs Robert Morris	L	86-105	1-3
D1	†	vs Mercer	W	72-65	2-3
D12		TEXAS SOUTHERN	W	70-61	3-3
D17		at Auburn	L	71-95	3-4
D20		TEXAS COLLEGE	W	92-78	4-4
D28	!	vs Kansas State	L	49-81	4-5
D29	!	vs South Alabama	L	68-70	4-6
J2	*	at Texas	L	67-93	4-7 (0-1)
J5	*	TEXAS TECH	L	72-77	4-8 (0-2)
J9	*	TCU	L	72-80	4-9 (0-3)
J12	*	at SMU	L	50-65	4-10 (0-4)
J14		CENTENARY	W	103-82	5-10
J19	*	BAYLOR	L	85-90	5-11 (0-5)
J23	*	at Arkansas (#2)	L	88-113	5-12 (0-6)
J26	*	at Rice	L	76-98	5-13 (0-7)
J29	*	HOUSTON	L	64-77	5-14 (0-8)
F3	*	TEXAS	L	74-83	5-15 (0-9)
F6	*	at Texas Tech	W	70-63	6-15 (1-9)
F9	*	at TCU	L	69-71	6-16 (1-10)
F13	*	SMU	L	62-68	6-17 (1-11)
F20	*	at Baylor (OT)	W	66-61	7-17 (2-11)
F23	*	ARKANSAS (#3)	L	72-111	7-18 (2-12)
F27	*	RICE	L	55-72	7-19 (2-13)
M2	*	at Houston	L	68-71	7-20 (2-14)

SWC Tournament (Reunion Arena, Dallas, TX)

M7		vs Texas Tech	W	57-46	8-20
M8		vs Arkansas (#5)	L	61-108	8-21
*	—	SWC Game			
#	—	Bearcat Classic, Cincinnati, OH			
†	—	Marshall Memorial Classic, Huntington, WV			
!	—	BMA Classic, Kansas City, MO			

TONY BARONE (1991-98)

1991-92 • COACH TONY BARONE

6-22 / 2-12 SWC (8th)

Home: 4-11 / Away: 1-10 / Neutral: 1-1

N25		PRAIRIE VIEW A&M	W	83-56	1-0
N30		at Missouri	L	47-77	1-1
D4		AUBURN	L	83-86	1-2
D7		SAM HOUSTON STATE	W	72-67	2-2
D10		NEW MEXICO	L	72-94	2-3
D20	†	at Nebraska	L	68-91	2-4
D21	†	vs Delaware State	W	69-67	3-4
D28		SW TEXAS STATE	L	71-73	3-5
D30		MISSOURI-KANSAS CITY (OT)	L	79-85	3-6
J2		at Florida	L	46-73	3-7
J7	*	at TCU	L	71-83	3-8 (0-1)
J11	*	SMU	L	69-73	3-9 (0-2)
J14	*	TEXAS	L	73-76	3-10 (0-3)
J25	*	RICE	L	64-79	3-11 (0-4)
J29	*	HOUSTON	L	65-69	3-12 (0-5)
F1	*	at Texas Tech	L	50-70	3-13 (0-6)
F5		ALABAMA (#18)	L	61-74	3-14

F8	*	TCU	L	54-73	3-15 (0-7)
F11	*	at SMU	L	38-44	3-16 (0-8)
F13		TEXAS SOUTHERN	W	75-67	4-16
F19	*	at Baylor	W	63-61	5-16 (1-8)
F22		at Missouri-Kansas City	L	46-63	5-17
F26	*	at Rice	L	70-77	5-18 (1-9)
F29	*	at Houston	L	69-79	5-19 (1-10)
M2	*	BAYLOR	L	86-96	5-20 (1-11)
M4	*	TEXAS TECH	W	58-56	6-20 (2-11)
M8	*	at Texas	L	63-86	6-21 (2-12)

SWC Tournament (Reunion Arena, Dallas, TX)

M13		vs Texas	L	69-88	6-22
*	—	SWC Game			
†	—	Ameritas Classic, Lincoln, NE			

1992-93 • COACH TONY BARONE

10-17 / 5-9 SWC (6th)

Home: 8-5 / Away: 2-10 / Neutral: 0-2

D3		at New Mexico	L	69-71	0-1
D5		MISSOURI	L	55-81	0-2
D10		SOUTH ALABAMA	W	85-77	1-2
D17		at Northwestern	L	60-71	1-3
D19		TEXAS SOUTHERN	W	68-63	2-3
D22		FLORIDA	W	57-54	3-3
D28	#	vs St. Joseph's (Pa.)	L	50-64	3-4
D29	#	at New Orleans	L	55-72	3-5
J2		NORTHERN ILLINOIS	W	85-73	4-5
J5		BROWN	W	92-52	5-5
J9		at Alabama	L	58-64	5-6
J12	*	RICE	L	65-66	5-7 (0-1)
J16	*	HOUSTON	L	69-81	5-8 (0-2)
J19		at UNLV (#15) (OT)	L	96-98	5-9
J23	*	at TCU	W	60-58	6-9 (1-2)
J27	*	at SMU (OT)	L	65-68	6-10 (1-3)
J30	*	BAYLOR	W	80-71	7-10 (2-3)
F3	*	TEXAS TECH	L	54-69	7-11 (2-4)
F10	*	at Texas	L	78-82	7-12 (2-5)
F13	*	at Baylor	L	82-90	7-13 (2-6)
F17	*	at Houston	L	51-78	7-14 (2-7)
F20	*	TCU	W	69-56	8-14 (3-7)
F22	*	TEXAS	W	77-57	9-14 (4-7)
F25	*	SMU	L	73-84	9-15 (4-8)
M3	*	at Texas Tech	L	53-72	9-16 (4-9)
M6	*	at Rice	W	82-76	10-16 (5-9)

SWC Tournament (Reunion Arena, Dallas, TX)

M12		vs Houston	L	68-84	10-17
*	—	SWC Game			
#	—	Sugar Bowl Tournament, New Orleans, LA			

1993-94 • COACH TONY BARONE

19-11 / 10-4 SWC (t-2nd)

Home: 10-4 / Away: 7-6 / Neutral: 2-1

NIT

N28		BUCKNELL	W	73-69	1-0
D1		at Kansas State	L	54-63	1-1
D6		MONTANA STATE (2OT)	W	102-95	2-1
D8		UNLV	W	68-62	3-1
D18		NORTHWESTERN	L	48-67	3-2
D20		TEXAS SOUTHERN	W	90-72	4-2
D22		at Seton Hall	L	55-62	4-3
D30		at Loyola Marymount	W	81-79	5-3
J3		at South Alabama	W	76-61	6-3
J5		at Northern Illinois	L	66-79	6-4
J12	*	TEXAS	W	85-84	7-4 (1-0)
J16	*	at Rice	W	67-64	8-4 (2-0)
J19	*	at Houston	W	67-60	9-4 (3-0)
J22		SIENA	L	62-73	9-5
J25	*	TCU	W	80-64	10-5 (4-0)
J29	*	SMU	W	69-60	11-5 (5-0)
F2	*	at Baylor	W	90-74	12-5 (6-0)
F5	*	at Texas Tech	W	89-88	13-5 (7-0)
F9		ORAL ROBERTS	W	79-66	14-5
F12	*	at Texas	L	68-85	14-6 (7-1)
F16	*	HOUSTON	W	93-87	15-6 (8-1)
F19	*	RICE	W	75-61	16-6 (9-1)
F23	*	at TCU	W	86-60	17-6 (10-1)
F27	*	at SMU	L	57-64	17-7 (10-2)
M1	*	BAYLOR (2 OT)	L	92-95	17-8 (10-3)
M5	*	TEXAS TECH	L	80-89	17-9 (10-4)

SWC Tournament (Reunion Arena, Dallas, TX)

M10		vs SMU	W	85-66	18-9
M11		vs Texas Tech	W	89-85	19-9
M12		vs Texas (#25)	L	62-87	19-10

Postseason NIT

M16		at New Orleans (OT)	L	73-79	19-11
*	—	SWC Game			

1994-95 • COACH TONY BARONE

14-16 / 7-7 SWC (5th)

Home: 9-2 / Away: 4-8 / Neutral: 1-6

N21	!	vs Arizona State (#12)	L	73-103	0-1
N22	!	vs Tulane	L	74-76	0-2
N23	!	vs Chaminade	W	73-52	1-2
N26		at St. Mary's (Calif.)	L	68-80	1-3
D2	#	at Oral Roberts	W	60-58	2-3
D3	#	vs Oklahoma State	L	56-86	2-4
D5		SW LOUISIANA	W	76-69	3-4
D17		at Montana State	L	78-90	3-5
D19		McNEESE STATE	W	97-68	4-5
D27	†	vs Princeton (3 OT)	L	66-71	4-6

D28	† vs Rhode Island	L	68-87	4-7
D30	HOLY CROSS	W	96-82	5-7
J4	LOYOLA MARYMOUNT	W	78-65	6-7
J7	at Clemson (#18)	L	41-66	6-8
J11	* TEXAS TECH	W	90-80	7-8 (1-0)
J14	* at Texas	L	82-115	7-9 (1-1)
J17	* at Rice	L	62-66	7-10 (1-2)
J21	* HOUSTON	W	73-68	8-10 (2-2)
J24	% at Siena	W	76-70	9-10
J28	* at TCU	L	71-72	9-11 (2-3)
J31	* at SMU	W	79-60	10-11 (3-3)
F4	* BAYLOR	W	80-70	11-11 (4-3)
F7	* at Texas Tech	L	53-79	11-12 (4-4)
F11	* TEXAS	L	88-98	11-13 (4-5)
F15	* RICE	L	69-75	11-14 (4-6)
F18	* at Houston	L	80-86	11-15 (4-7)
F25	* TCU	W	85-80	12-15 (5-7)
M1	* SMU	W	67-64	13-15 (6-7)
M4	* at Baylor	W	87-78	14-15 (7-7)

SWC Tournament (Reunion Arena, Dallas, TX)

M9	vs Rice	L	75-84	14-16
*	— SWC Game			
!	— Maui Invitational, Lahaina, HI			
#	— Bank IV Classic, Tulsa, OK			
†	— UNO Christmas Classic, New Orleans, LA			
%	— at Albany, NY			

1995-96 • COACH TONY BARONE

11-16 / 3-11 SWC (t-7th)

Home: 7-4 / Away: 2-10 / Neutral: 2-2

N28	UMBC	W	75-47	1-0
D1	# vs UW-Green Bay	L	49-60	1-1
D2	# vs Columbia	W	65-49	2-1
D6	NORTH TEXAS	W	68-50	3-1
D16	ST. MARY'S (CALIF.)	W	83-55	4-1
D18	at SW LOUISIANA	L	69-74	4-2
D20	at McNeese State	L	68-83	4-3
D28	† at Arizona (#9)	L	44-88	4-4
D30	† vs Pacific	W	77-72	5-4
J2	at Illinois-Chicago	W	79-62	6-4
J4	BETHUNE-COOKMAN	W	69-50	7-4
J6	at Georgia Southern	W	67-63	8-4
J10	* at Baylor	L	67-74	8-5 (0-1)
J13	* at Texas Tech	L	54-82	8-6 (0-2)
J16	* TEXAS	L	70-86	8-7 (0-3)
J20	* RICE	W	78-56	9-7 (1-3)
J24	* at Houston (OT)	L	67-78	9-8 (1-4)
J31	* at TCU	L	76-80	9-9 (1-5)
F3	* SMU	W	62-58	10-9 (2-5)
F5	* BAYLOR	W	67-64	11-9 (3-5)
F10	* TEXAS TECH (#13)	L	63-66	11-10 (3-6)
F14	* at Texas	L	50-69	11-11 (3-7)
F17	* at Rice	L	55-60	11-12 (3-8)
F21	* HOUSTON	L	75-79	11-13 (3-9)

F26	* TCU	L	89-91	11-14 (3-10)
M2	* at SMU	L	72-75	11-15 (3-11)
SWC Tournament (Reunion Arena, Dallas, TX)				
M7	vs Texas Tech (#7)	L	57-85	11-16
*	— SWC Game			
#	— First Bank Classic, Milwaukee, WI			
†	— Bank One Fiesta Bowl Classic, Tucson, AZ			

1996-97 • COACH TONY BARONE

9-18 / 3-13 Big 12 (t-10th)

Home: 7-6 / Away: 2-10 / Neutral: 0-2

N23	NORTH CAROLINA A&T	W	68-62	1-0
N26	at Colorado State	W	59-58	2-0
D1	ILLINOIS-CHICAGO	W	61-54	3-0
D5	at North Texas	L	78-84	3-1
D7	SE LOUISIANA	W	86-55	4-1
D10	GEORGIA SOUTHERN	W	83-38	5-1
D20	at UMKC (OT)	W	74-73	6-1
D22	CLEMSON (#8)	L	64-76	6-2
D27	† vs Princeton	L	38-46	6-3
D28	† vs Northern Iowa	L	70-82	6-4
J5	* OKLAHOMA	L	59-78	6-5 (0-1)
J8	* at Baylor	L	66-69	6-6 (0-2)
J11	* at Nebraska	L	72-74	6-7 (0-3)
J15	* TEXAS (#23) (OT)	L	76-86	6-8 (0-4)
J22	* at Kansas (#1)	L	60-89	6-9 (0-5)
J25	* KANSAS STATE	W	76-67	7-9 (1-5)
J28	* MISSOURI	W	61-57	8-9 (2-5)
F1	* IOWA STATE (#11)	L	57-71	8-10 (2-6)
F4	* at Oklahoma (OT)	L	59-62	8-11 (2-7)
F8	* at Colorado (#15)	L	64-77	8-12 (2-8)
F12	* TEXAS TECH (#21)	L	65-80	8-13 (2-9)
F15	* OKLAHOMA STATE	L	60-62	8-14 (2-10)
F19	* at Oklahoma State	L	55-72	8-15 (2-11)
F22	* BAYLOR	W	62-57	9-15 (3-11)
F25	* at Texas	L	57-68	9-16 (3-12)
M2	* at Texas Tech	L	66-77	9-17 (3-13)

Big 12 Tournament (Kemper Arena, Kansas City, MO)

M6	vs Oklahoma	L	58-67	9-18
*	— Big 12 Game			
†	— Sierra Medical Center SunClassic, El Paso, TX			

1997-98 • COACH TONY BARONE

7-20 / 1-15 Big 12 (12th)

Home: 7-8 / Away: 0-11 / Neutral: 0-1

N22	STEPHEN F. AUSTIN	W	86-73	1-0
N24	UMKC	W	102-61	2-0
N29	BETHUNE-COOKMAN	W	97-53	3-0
D1	SOUTHERN	W	80-67	4-0
D3	at Alabama	L	64-81	4-1
D8	SAM HOUSTON STATE	W	91-68	5-1
D10	COLORADO STATE (OT)	L	82-86	5-2
D19	at Arizona State	L	81-83	5-3

D21	MARYLAND-EASTERN SHORE	W	105-60	6-3
D30	at Washington State	L	66-75	6-4
J3	* OKLAHOMA STATE	L	65-100	6-5 (0-1)
J7	* at Baylor	L	64-73	6-6 (0-2)
J10	* OKLAHOMA	L	66-76	6-7 (0-3)
J14	* KANSAS (#3)	L	65-83	6-8 (0-4)
J17	* at Iowa State	L	59-68	6-9 (0-5)
J24	* at Oklahoma State	L	62-94	6-10 (0-6)
J28	* COLORADO	L	67-68	6-11 (0-7)
J31	* at Oklahoma	L	71-80	6-12 (0-8)
F2	* TEXAS	L	80-81	6-13 (0-9)
F7	* at Texas Tech	L	75-102	6-14 (0-10)
F11	* NEBRASKA	L	58-75	6-15 (0-11)
F14	* at Missouri	L	60-73	6-16 (0-12)
F18	* at Texas	L	74-87	6-17 (0-13)
F21	* TEXAS TECH	L	83-86	6-18 (0-14)
F25	* at Kansas State	L	80-95	6-19 (0-15)
F28	* BAYLOR	W	80-75	7-19 (1-15)

Big 12 Tournament (Kemper Arena, Kansas City, MO)

M8	vs Baylor	L	63-66	7-20
*	— Big 12 Game			

MELVIN WATKINS (1998-04)

1998-99 • COACH MELVIN WATKINS

12-15 / 5-11 Big 12 (t-10th)

Home: 9-5 / Away: 3-8 / Neutral: 0-1

N13	NORTH TEXAS	W	80-59	1-0
N19	at Stephen F. Austin	W	67-55	2-0
N23	CENTENARY	W	76-67	3-0
N28	at Oral Roberts (OT)	L	86-89	3-1
D1	ALABAMA	W	65-58	4-1
D3	at Sam Houston State	W	73-70	5-1
D6	LAMAR	W	77-69	6-1
D9	TULANE	W	69-63	7-1
D19	ARIZONA STATE (3OT)	L	91-96	7-2
D28	at Southern	L	68-92	7-3
J2	* at Kansas (#14)	L	57-95	7-4 (0-1)
J6	* OKLAHOMA STATE (#22)	L	59-64	7-5 (0-2)
J9	* MISSOURI	L	91-96	7-6 (0-3)
J13	* at Texas Tech	L	68-82	7-7 (0-4)
J16	* IOWA STATE	L	43-64	7-8 (0-5)
J23	* at Baylor	W	57-56	8-8 (1-5)
J27	* TEXAS TECH	W	68-47	9-8 (2-5)
J30	* at Oklahoma State	L	61-66	9-9 (2-6)
F3	* at Texas	L	59-71	9-10 (2-7)
F6	* BAYLOR	W	69-58	10-10 (3-7)
F10	* KANSAS STATE	W	79-74	11-10 (4-7)
F13	* at Oklahoma	L	75-102	11-11 (4-8)
F17	* at Colorado	L	61-71	11-12 (4-9)
F20	* TEXAS	L	54-63	11-13 (4-10)
F24	* OKLAHOMA	W	74-72	12-13 (5-10)
F27	* at Nebraska	L	68-87	12-14 (5-11)

Big 12 Tournament (Kemper Arena, Kansas City, MO)

M4	vs Kansas State	L	76-87	12-15
*	— Big 12 Game			

1999-00 • COACH MELVIN WATKINS

8-20 / 4-12 Big 12 (t-8th)

Home: 5-7 / Away: 1-13 / Neutral: 2-0

N27	NORTH CAROLINA A&T	L	77-94	0-1
N29	at North Texas	L	88-91	0-2
D1	STEPHEN F. AUSTIN	W	70-65	1-2
D5	VCU	W	75-59	2-2
D8	at Tulane (OT)	L	60-64	2-3
D11	# vs Rice	W	56-53	3-3
D18	at Lamar (OT)	L	69-76	3-4
D21	at Dayton	L	68-81	3-5
D29	† at Santa Clara	L	48-60	3-6
D30	† vs LaSalle	W	70-69	4-6
J5	CENTENARY	L	60-63	4-7
J8	* at Oklahoma (#19)	L	53-78	4-8 (0-1)
J12	* TEXAS (#15)	L	51-78	4-9 (0-2)
J15	* at Texas Tech	W	88-86	5-9 (1-2)
J17	* KANSAS (#7)	L	57-78	5-10 (1-3)
J22	* OKLAHOMA STATE (#12)	W	64-59	6-10 (2-3)
J26	* at Iowa State	L	58-65	6-11 (2-4)
J29	* at Missouri	L	62-93	6-12 (2-5)
F2	* BAYLOR	L	75-81	6-13 (2-6)
F5	* at Oklahoma State (#13)	L	55-87	6-14 (2-7)
F12	* COLORADO	W	74-69	7-14 (3-7)
F16	* at Baylor	L	54-63	7-15 (3-8)
F19	* TEXAS TECH	L	64-76	7-16 (3-9)
F23	* at Kansas State	L	76-81	7-17 (3-10)
F26	* at Texas (#14)	L	58-85	7-18 (3-11)
M1	* OKLAHOMA (#20)	L	59-77	7-19 (3-12)
M4	* NEBRASKA (OT)	W	83-76	8-19 (4-12)

Big 12 Tournament (Kemper Arena, Kansas City, MO)

M9	vs Colorado	L	53-79	8-20
*	— Big 12 Game			
#	— Houston Charity Classic, Compaq Center, Houston, TX			
†	— Cable Car Classic, Santa Clara, CA			

2000-01 • COACH MELVIN WATKINS

10-20 / 3-13 Big 12 (t-11th)

Home: 7-7 / Away: 1-10 / Neutral: 2-3

N18	at George Washington	L	74-94	0-1
N20	NORTH TEXAS	W	77-74	1-1
N26	BIRMINGHAM SOUTHERN	L	54-74	1-2
N29	MORRIS BROWN	W	79-46	2-2
D2	at VCU (OT)	L	106-107	2-3
D5	LAMAR	W	83-60	3-3
D9	# vs North Carolina (#14)	L	60-82	3-4
D22	at Long Beach State	L	76-83	3-5
D27	† vs St. Louis	L	60-72	3-6
D29	† vs Manhattan	W	72-64	4-6

D30	† vs Detroit Mercy (OT)	W	81-72	5-6
J4	CENTENARY	W	77-67	6-6
J6	* KANSAS STATE	L	48-53	6-7 (0-1)
J9	* at Oklahoma (#19)	L	65-78	6-8 (0-2)
J13	* at Colorado	L	58-88	6-9 (0-3)
J17	* TEXAS (#24)	L	58-76	6-10 (0-4)
J20	* at Kansas (#5)	L	70-100	6-11 (0-5)
J24	* at Oklahoma State	L	64-76	6-12 (0-6)
J28	* IOWA STATE (#17)	L	53-72	6-13 (0-7)
J30	* at Texas (#24)	L	61-81	6-14 (0-8)
F3	* OKLAHOMA (#21)	L	63-72	6-15 (0-9)
F6	* BAYLOR	W	73-69	7-15 (1-9)
F10	* at Texas Tech	W	72-70	8-15 (2-9)
F14	TEXAS PAN-AMERICAN	W	81-78	9-15
F17	* MISSOURI	L	90-97	9-16 (2-10)
F21	* OKLAHOMA STATE	L	76-82	9-17 (2-11)
F24	* TEXAS TECH	W	62-52	10-17 (3-11)
F28	* at Nebraska	L	69-97	10-18 (3-12)
M3	* at Baylor	L	59-85	10-19 (3-13)

Big 12 Tournament (Kemper Arena, Kansas City, MO)

M8	vs Missouri	L	62-77	10-20
*	— Big 12 Game			
#	— Houston Charity Classic, Compaq Center, Houston, TX			
†	— Outriggers Hotel Rainbow Classic, Honolulu, HI			

2001-02 • COACH MELVIN WATKINS

9-22 / 3-12 Big 12 (12th)
Home: 5-9 / Away: 3-9 / Neutral: 1-4

N19	GEORGE WASHINGTON	W	87-63	1-0
N24	at Lamar	W	77-74	2-0
N26	TEXAS A&M-KINGSVILLE	W	91-70	3-0
N30	LONG BEACH STATE	W	71-56	4-0
D2	LOYOLA MARYMOUNT	L	78-80	4-1
D5	SE LOUISIANA	W	55-54	5-1
D8	MIAMI (FLA.)	L	55-64	5-2
D14	# vs Tulsa	L	56-90	5-3
D17	† at SW Missouri State	L	65-76	5-4
D20	† vs Illinois-Chicago	L	82-86	5-5
D21	† vs Purdue	W	71-64	6-5
D22	† vs ULM	L	61-76	6-6
D30	at North Carolina	L	62-96	6-7
J3	at Centenary	L	63-73	6-8
J5	* at Oklahoma (#10)	L	63-89	6-9 (0-1)
J9	* TEXAS TECH	L	70-72	6-10 (0-2)
J16	* at Missouri (#18)	L	50-74	6-11 (0-3)
J19	* BAYLOR	W	63-60	7-11 (1-3)
J23	* at Texas (#24)	W	80-74	8-11 (2-3)
J26	* KANSAS (#2)	L	74-86	8-12 (2-4)
J29	* at Iowa State	W	52-50	9-12 (3-4)
F3	* at Baylor	L	45-97	9-13 (3-5)
F6	* TEXAS	L	52-66	9-14 (3-6)
F9	* OKLAHOMA (#4)	L	64-68	9-15 (3-7)
F12	* at Kansas State	L	38-69	9-16 (3-8)
F16	* OKLAHOMA STATE (#15)	L	66-71	9-17 (3-9)

F20	* NEBRASKA	L	72-82	9-18 (3-10)
F23	* at Texas Tech	L	53-74	9-19 (3-11)
F26	* COLORADO	L	77-92	9-20 (3-12)
M2	* at Oklahoma State (#12)	L	51-66	9-21 (3-13)

Big 12 Tournament (Kemper Arena, Kansas City, MO)

M7	vs Texas Tech	L	71-80	9-22
*	— Big 12 Game			
#	— Houston Charity Classic, Compaq Center, Houston, TX			
†	— Las Vegas Classic, Las Vegas, NV			

2002-03 • COACH MELVIN WATKINS

14-14 / 6-10 Big 12 (11th)
Home: 10-4 / Away: 2-8 / Neutral: 2-2

N24	TEXAS SOUTHERN	W	70-55	1-0
N26	at Miami (Fla.)	L	72-78	1-1
N30	# vs LSU	W	79-77	2-1
D2	OAKLAND	W	71-65	3-1
D4	TENNESSEE	W	83-66	4-1
D7	at Prairie View A&M (2 OT)	W	83-78	5-1
D15	UTSA	L	75-80	5-2
D22	ULM	W	107-66	6-2
D27	† vs Princeton	L	62-76	6-3
D28	† vs Mississippi Valley St.	W	65-56	7-3
J2	CENTENARY	W	90-66	8-3
J11	* OKLAHOMA STATE	L	76-93	8-4 (0-1)
J15	* at Nebraska	W	53-52	9-4 (1-1)
J18	* at Texas (#4)	L	61-89	9-5 (1-2)
J25	* KANSAS STATE	W	79-66	10-5 (2-2)
J28	* at Oklahoma (#6)	L	68-75	10-6 (2-3)
F1	* TEXAS TECH	W	64-59	11-6 (3-3)
F4	* at Baylor	L	69-77	11-7 (3-4)
F8	* TEXAS (#3)	L	87-95	11-8 (3-5)
F12	* MISSOURI (#21)	W	73-71	12-8 (4-5)
F15	* at Colorado	L	83-98	12-9 (4-6)
F19	* IOWA STATE	W	66-54	13-9 (5-6)
F22	* at Texas Tech	L	69-70	13-10 (5-7)
F26	* at Kansas (#7)	L	45-85	13-11 (5-8)
M1	* OKLAHOMA (#3)	L	64-69	13-12 (5-9)
M5	* BAYLOR	W	79-60	14-12 (6-9)
M8	* at Oklahoma State	L	52-77	14-13 (6-10)

Big 12 Tournament (American Airlines Center, Dallas, TX)

M13	vs Iowa State	L	70-97	14-14
*	— Big 12 Game			
#	— Space City Hoops Classic, Houston, TX			
†	— Cable Car Classic, Santa Clara, CA			

2003-04 • COACH MELVIN WATKINS

7-21 / 0-16 Big 12 (12th)
Home: 6-9 / Away: 2-11 / Neutral: 0-1

N24	ARKANSAS-PINE BLUFF	W	82-53	1-0
N26	ALABAMA A&M	W	100-65	2-0
N29	PRAIRIE VIEW A&M	W	88-79	3-0
D2	at Tennessee	L	84-108	3-1



D6	at Oakland	L	58-90	3-2
D13	A&M-CORPUS CHRISTI	L	80-82	3-3
D18	† at UTSA	W	62-49	4-3
D21	GRAMBLING (20T)	W	103-101	5-3
D27	at Houston (OT)	L	61-70	5-4
J3	at ULM	W	75-67	6-4
J6	LONG ISLAND	W	89-63	7-4
J10	* at Missouri	L	77-82	7-5 (0-1)
J17	* KANSAS (#12)	L	65-71	7-6 (0-2)
J21	* at Kansas State	L	61-70	7-7 (0-3)
J24	* TEXAS TECH (#18)	L	78-80	7-8 (0-4)
J28	* at Iowa State	L	82-91	7-9 (0-5)
J31	* TEXAS (#16)	L	59-69	7-10 (0-6)
F3	* OKLAHOMA STATE (#13)	L	79-91	7-11 (0-7)
F7	* at Baylor	L	64-72	7-12 (0-8)
F11	* NEBRASKA	L	77-83	7-13 (0-9)
F14	* OKLAHOMA	L	72-78	7-14 (0-10)
F18	* at Texas (#11)	L	57-77	7-15 (0-11)
F21	* at Texas Tech (#22)	L	60-76	7-16 (0-12)
F25	* BAYLOR (OT)	L	61-67	7-17 (0-13)
F28	* COLORADO	L	70-76	7-18 (0-14)
M3	* at Oklahoma	L	60-86	7-19 (0-15)
M6	* at Oklahoma State (#7)	L	41-70	7-20 (0-16)

Big 12 Tournament (American Airlines Center, Dallas, TX)

M11	vs Missouri	L	68-74	7-21
*	— Big 12 Game			
†	— at Alamodome, San Antonio, TX			

BILLY GILLISPIE (2004-07)

2004-05 • COACH BILLY GILLISPIE

21-10 / 8-8 Big 12 (7th)
Home: 17-3 / Away: 4-6 / Neutral: 0-1

N19	NORTH CAROLINA A&T	W	89-56	1-0
N23	TRINITY	W	67-48	2-0
N27	TEXAS-PERMIAN BASIN	W	98-36	3-0

CHANGING THE CULTURE

Billy Gillispie's first Aggie squad in 2004-05 changed the trajectory of the Texas A&M program with a 14-win improvement from the previous season and advanced to the postseason for the first time in over a decade with a quarterfinal appearance in the NIT.

D1	OAKLAND	W	81-63	4-0
D4	PRAIRIE VIEW A&M	W	82-40	5-0
D11	ALABAMA A&M	W	71-68	6-0
D15	ULM	W	78-36	7-0
D19	CHICAGO STATE	W	90-70	8-0
D22	GRAMBLING	W	97-66	9-0
D29	HOUSTON	W	93-80	10-0
J2	at Penn State	W	62-60	11-0
J5	* at Kansas (#2)	L	60-65	11-1 (0-1)
J12	* TEXAS (#9)	W	74-63	12-1 (1-1)
J15	* at Texas Tech	L	56-70	12-2 (1-2)
J18	* OKLAHOMA (#18)	L	54-70	12-3 (1-3)
J22	* KANSAS STATE	W	65-51	13-3 (2-3)
J26	* at Nebraska	L	67-77	13-4 (2-4)
J29	* BAYLOR	W	74-62	14-4 (3-4)
F2	* at Oklahoma (#14)	L	65-69	14-5 (3-5)
F5	* MISSOURI	W	91-63	15-5 (4-5)
F12	* OKLAHOMA STATE (#10)	L	59-66	15-6 (4-6)
F16	* at Texas	L	40-75	15-7 (4-7)
F19	* at Colorado	W	92-77	16-7 (5-7)
F22	* IOWA STATE	W	75-59	17-7 (6-7)
F26	* TEXAS TECH (#25)	W	85-63	18-7 (7-7)
M2	* at Oklahoma State (#8)	L	63-69	18-8 (7-8)
M5	* at Baylor	W	84-76	19-8 (8-8)

Big 12 Tournament (Kemper Arena, Kansas City, MO)

M10	vs Kansas State	L	62-68	19-9
-----	-----------------	---	-------	------

Postseason NIT

M16	CLEMSON	W	82-74	20-9
M19	at DePaul	W	75-72	21-9
M23	ST. JOSEPH'S	L	51-58	21-10

* — Big 12 Game

2005-06 • COACH BILLY GILLISPIE

22-9 / 10-6 Big 12 (4th)
Home: 16-2 / Away: 4-5 / Neutral: 2-2

NCAA Second Round

N20	SOUTHERN	W	88-44	1-0
N22	MISSISSIPPI VALLEY STATE	W	84-53	2-0
N26	TULANE	W	83-57	3-0
D3	PENN STATE	W	60-55	4-0
D6	NORTH TEXAS	W	72-70	5-0
D10	GRAMBLING STATE	W	101-71	6-0
D17	SAVANNAH STATE	W	67-34	7-0
D22	AUBURN	W	72-67	8-0
D27	TEXAS SOUTHERN	W	81-56	9-0
D31	NORTHWESTERN STATE	W	73-61	10-0
J3	at Pacific	L	56-63	10-1
J7	* TEXAS TECH	W	63-55	11-1 (1-0)
J11	* at Oklahoma State	L	77-79	11-2 (1-1)
J14	* OKLAHOMA (#22)	L	44-45	11-3 (1-2)
J18	* at Kansas State	L	54-58	11-4 (1-3)
J21	* at Iowa State (OT)	W	86-81	12-4 (2-3)
J25	* KANSAS	L	73-83	12-5 (2-4)
J28	* BAYLOR	W	72-70	13-5 (3-4)
F1	* at Oklahoma (#18)	L	63-71	13-6 (3-5)
F4	* at Texas (#7)	L	70-83	13-7 (3-6)
F8	* COLORADO (#25)	W	61-58	14-7 (4-6)
F11	* OKLAHOMA STATE	W	46-44	15-7 (5-6)
F18	* at Baylor	W	64-60	16-7 (6-6)
F21	* at Missouri	W	54-51	17-7 (7-6)
F25	* NEBRASKA	W	66-55	18-7 (8-6)
M1	* TEXAS (#6)	W	46-43	19-7 (8-6)
M4	* at Texas Tech	W	75-59	20-7 (10-6)

Big 12 Tournament (American Airlines Center, Dallas, TX)

M10	vs Colorado	W	86-53	21-7
M11	vs Texas (#8)	L	70-74	21-8

NCAA 1st/2nd Rounds (Jacksonville Veterans Memorial Arena, Jacksonville, FL)

M16	vs Syracuse (#21)	W	66-58	22-8
M18	vs LSU (#18)	L	57-58	22-9

* — Big 12 Game

REMARKABLE TURNAROUND

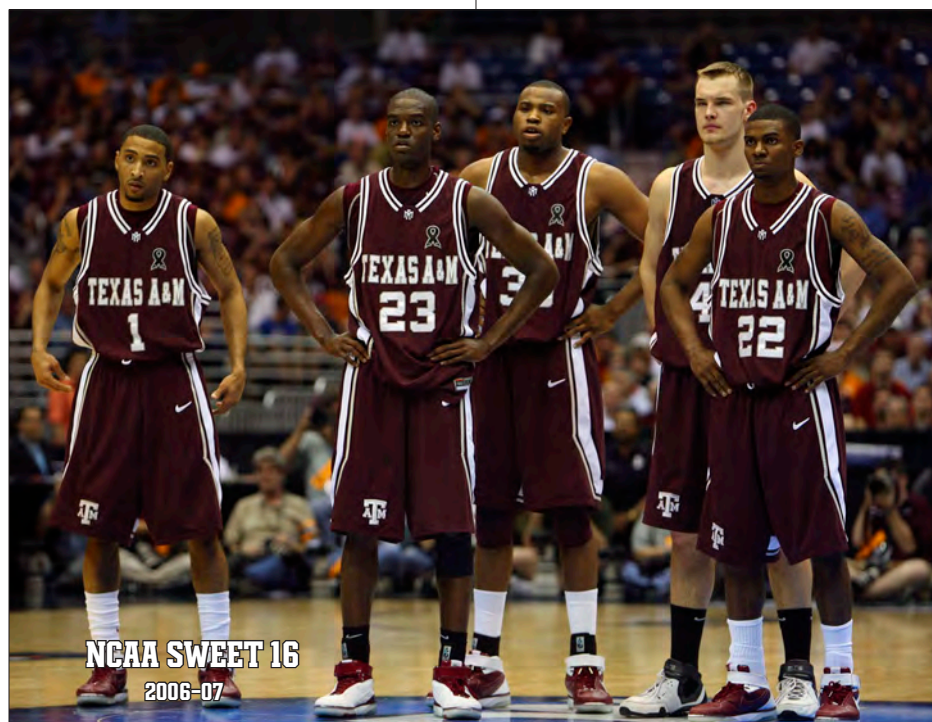
The 2007 Senior Class went from an 0-16 conference record as freshmen to a 27-7 record and spot in the NCAA Sweet 16 as seniors in 2006-07 (L-R: Acie Law, Josh Carter, Joseph Jones, Antanas Kavaliauskas and Dominique Kirk).

2006-07 • COACH BILLY GILLISPIE

27-7 / 13-3 Big 12 (2nd)
Home: 18-1 / Away: 7-3 / Neutral: 2-3

NCAA Sweet 16

N10	PRAIRIE VIEW A&M	W	81-49	1-0
N17	\$ LAMAR	W	94-60	2-0
N18	\$ LOUISIANA TECH	W	75-59	3-0
N19	\$ SAINT LOUIS	W	69-33	4-0
N25	IDAHO STATE	W	74-44	5-0
N27	ARKANSAS-LITTLE ROCK	W	75-35	6-0
D2	PACIFIC	W	74-62	7-0
D5	at LSU (#9)	L	52-64	7-1
D9	† vs UCLA (#1)	L	62-65	7-2
D12	FORDHAM	W	84-61	8-2
D16	JACKSONVILLE	W	97-58	9-2
D22	at Auburn	W	87-58	10-2
D28	GRAMBLING STATE	W	101-27	11-2
J2	WINTHROP	W	71-51	12-2
J6	* KANSAS STATE	W	69-65	13-2 (1-0)
J9	* at Baylor	W	61-51	14-2 (2-0)
J13	* at Colorado	W	87-69	15-2 (3-0)
J20	* OKLAHOMA STATE (#12)	W	67-49	16-2 (4-0)
J24	* at Texas Tech	L	68-70	16-3 (4-1)
J27	* OKLAHOMA	W	70-61	17-3 (5-1)



J31	* IOWA STATE	W	73-49	18-3 (6-1)
F3	* at Kansas (#6)	W	69-66	19-3 (7-1)
F5	* TEXAS (#25)	W	100-82	20-3 (8-1)
F10	* at Nebraska	W	66-55	21-3 (9-1)
F13	* TEXAS TECH	L	75-77	21-4 (9-2)
F17	* at Oklahoma	W	56-49	22-4 (10-2)
F21	* at Oklahoma State	W	66-46	23-4 (11-2)
F24	* BAYLOR	W	97-87	24-4 (12-2)
F28	* at Texas (#15) (2OT)	L	96-98	24-5 (12-3)
M3	* MISSOURI	W	94-78	25-5 (13-3)

Big 12 Championship (Ford Center, Oklahoma City, OK)

M9	vs Oklahoma State	L	56-57	25-6
----	-------------------	---	-------	------

NCAA 1st/2nd Rounds (Rupp Arena, Lexington, KY)

M15	vs Penn	W	68-52	26-6
M17	vs Louisville (#16)	W	72-69	27-6

NCAA Midwest Regional (Alamodome, San Antonio, TX)

M22	vs Memphis (#5)	L	64-65	27-7
-----	-----------------	---	-------	------

* — Big 12 Game
\$ — Shelby Metcalf Classic
† — John R. Wooden Classic, Anaheim, CA (Honda Center)

MARK TURGEON (2007-11)

2007-08 • COACH MARK TURGEON

25-11 / 8-8 Big 12 (6th)
Home: 16-4 / Away: 4-5 / Neutral: 5-2

NCAA Second Round

N9	McNEESE STATE	W	73-50	1-0
N13	# ORAL ROBERTS	W	67-53	2-0
N14	# UTEP	W	81-76	3-0
N17	OUACHITA BAPTIST	W	85-59	4-0
N21	\$ vs Washington	W	77-63	5-0
N23	\$ vs Ohio State	W	70-47	6-0
N28	ALABAMA	W	76-63	7-0
D2	† at Arizona	L	67-78	7-1
D8	TEXAS STATE	W	109-73	8-1
D16	ARKANSAS-PINE BLUFF	W	64-37	9-1
D19	DETROIT	W	79-39	10-1
D22	UC IRVINE	W	88-66	11-1
D29	FLORIDA A&M	W	83-54	12-1
D31	RICE	W	68-41	13-1
J5	LSU	W	79-53	14-1
J12	* COLORADO	W	86-69	15-1 (1-0)
J16	* at Texas Tech	L	53-68	15-2 (1-1)
J18	* at Kansas State	L	54-75	15-3 (1-2)
J23	* BAYLOR (#25) (5 OT)	L	110-116	15-4 (1-3)
J26	* at Oklahoma State	W	59-56	16-4 (2-3)
J30	* TEXAS (#10)	W	80-63	17-4 (3-3)
F2	* OKLAHOMA	W	60-52	18-4 (4-3)
F5	* at Iowa State	W	69-51	19-4 (5-3)
F9	* at Missouri	W	77-69	20-4 (6-3)
F16	* OKLAHOMA STATE	L	54-59	20-5 (6-4)
F18	* at Texas (#7)	L	50-77	20-6 (6-5)
F23	* NEBRASKA	L	59-65	20-7 (6-6)
F27	* TEXAS TECH	W	98-54	21-7 (7-6)
M1	* at Oklahoma	L	37-64	21-8 (7-7)
M5	* at Baylor	W	71-57	22-8 (8-7)
M8	* KANSAS (#5)	L	55-72	22-9 (8-8)

Big 12 Championship (Sprint Center, Kansas City, MO)

M13	vs Iowa State	W	60-47	23-9
M14	vs Kansas State	W	63-60	24-9
M15	vs Kansas (#5)	L	71-77	24-10

NCAA 1st/2nd Rounds (Honda Center, Anaheim, CA)

M20	vs BYU (#23)	W	67-62	25-10
M22	vs UCLA (#2)	L	49-51	25-11

* — Big 12 Game
— NIT Season Tip-Off, College Station
\$ — NIT Season Tip-Off, New York City (Madison Square Garden)
† — Big 12/Pac-10 Hardwood Series

2008-09 • COACH MARK TURGEON

24-10 / 9-7 Big 12 (t-4th)

Home: 16-2 / Away: 5-5 / Neutral: 3-3

NCAA Second Round

N16	ARKANSAS-PINE BLUFF	W	76-47	1-0
N18	SFA	W	55-48	2-0
N21	\$ JACKSON STATE	W	96-78	3-0
N25	\$ UNC WILMINGTON	W	84-65	4-0
N28	# vs Tulsa	L	56-67	4-1
N29	# vs Kent State	W	77-71	5-1
D5	† ARIZONA	W	67-66	6-1
D13	at Alabama (OT)	W	86-78	7-1
D15	FLORIDA A&M	W	67-57	8-1
D17	SMU	W	66-56	9-1
D20	! vs LSU	W	72-61	10-1
D28	SAM HOUSTON STATE	W	60-50	11-1
D31	at Rice	W	72-60	12-1
J3	McNEESE STATE	W	57-52	13-1
J5	NORTH DAKOTA	W	76-62	14-1
J10	* at Oklahoma State	L	61-72	14-2 (0-1)
J14	* BAYLOR (#21)	W	84-73	15-2 (1-1)
J17	* OKLAHOMA (#5)	L	63-69	15-3 (1-2)
J19	* at Kansas	L	53-73	15-4 (1-3)
J24	* at Texas (#14)	L	58-67	15-5 (1-4)
J28	* TEXAS TECH	W	79-70	16-5 (2-4)
J31	* OKLAHOMA STATE	W	76-64	17-5 (3-4)
F4	* at Oklahoma (#2)	L	71-77	17-6 (3-5)
F7	* KANSAS STATE	L	60-65	17-7 (3-6)



F14	* at Baylor	L	68-72	17-8 (3-7)
F16	* TEXAS	W	81-66	18-8 (4-7)
F21	* at Texas Tech	W	79-73	19-8 (5-7)
F24	* at Nebraska	W	57-55	20-8 (6-7)
F28	* IOWA STATE	W	87-69	21-8 (7-7)
M4	* at Colorado	W	72-66	22-8 (8-7)
M7	* MISSOURI (#12)	W	96-86	23-8 (9-7)

Big 12 Championship (Ford Center, Oklahoma City, OK)

M11	vs Texas Tech	L	83-88	23-9
-----	---------------	---	-------	------

NCAA 1st/2nd Rounds (Wachovia Center, Philadelphia, PA)

M19	vs BYU	W	79-66	24-9
M21	vs Connecticut (#5)	L	66-92	24-10

*	— Big 12 Game
\$	— South Padre Island Invite, College Station
#	— South Padre Island Invite, South Padre Island, TX (SPI Convention Center)
†	— Big 12/Pac-10 Hardwood Series
!	— at Houston, TX (Toyota Center)

2009-10 • COACH MARK TURGEON

24-10 / 11-5 Big 12 (t-2nd)

Home: 15-1 / Away: 5-5 / Neutral: 4-4

NCAA Second Round

N13	ANGELO STATE	W	88-69	1-0
N16	at SMU	W	80-68	2-0
N20	SAMFORD	W	68-49	3-0
N26	\$ vs Clemson (#19)	W	69-60	4-0
N27	\$ vs West Virginia (#8)	L	66-73	4-1
N29	\$ vs Minnesota (#16)	W	66-65	5-1
D2	PRAIRIE VIEW A&M	W	84-59	6-1
D4	AKRON	W	74-62	7-1
D7	NORTH TEXAS	W	75-65	8-1
D12	! vs New Mexico	L	81-84	8-2
D19	THE CITADEL	W	71-50	9-2
D22	† at Washington (#19)	L	64-73	9-3
J2	NORTHWESTERN STATE	W	89-63	10-3
J5	NORTH DAKOTA	W	82-41	11-3
J9	* NEBRASKA	W	64-53	12-3 (1-0)
J12	* at Kansas State (#12)	L	65-88	12-4 (1-1)
J16	* at Texas (#1) (OT)	L	67-72	12-5 (1-2)
J19	* OKLAHOMA	W	65-62	13-5 (2-2)
J23	* COLORADO	W	67-63	14-5 (3-2)
J27	* at Oklahoma State	L	69-76	14-6 (3-3)
J30	* TEXAS TECH	W	85-70	15-6 (4-3)
F3	* at Missouri	W	77-74	16-6 (5-3)

LONE STAR CHAMPS

Bryan Davis hoists the Lone Star Showdown trophy after the Aggies beat the Longhorns, 81-66, in 2009. The rivalry series ended when the Aggies joined the SEC in 2012, but resumes as the Cotton Holdings Lone Star Showdown after Texas joined the SEC in 2024.

NCAA TOURNAMENT 2010-11



F6	* BAYLOR (#20)	W	78-71	17-6 (6-3)
F13	* at Texas Tech	W	67-65	18-6 (7-3)
F15	* KANSAS (#1)	L	54-59	18-7 (7-4)
N20	* at Iowa State	W	60-56	19-7 (8-4)
F24	* at Baylor (#24)	L	66-70	19-8 (8-5)
F27	* TEXAS (#21)	W	74-58	20-8 (9-5)
M3	* OKLAHOMA STATE	W	76-61	21-8 (10-5)
M6	* at Oklahoma	W	69-54	22-8 (11-5)

Big 12 Championship (Sprint Center, Kansas City, MO)

M11	vs Nebraska	W	70-64	23-8
M12	vs Kansas (#1)	L	66-79	23-9

NCAA 1st/2nd Rounds (Spokane Arena, Spokane, WA)

M19	vs Utah State	W	69-53	24-9
M21	vs Purdue (#10) (OT)	L	61-63	24-10

*	— Big 12 Game
\$	— 76 Classic, Anaheim, CA
†	— Big 12/Pac-10 Hardwood Series
!	— at Toyota Center, Houston, TX

2010-11 • COACH MARK TURGEON

24-9 / 10-6 Big 12 (t-3rd)

Home: 15-2 / Away: 5-4 / Neutral: 4-3

NCAA Tournament

N12	ALCORN STATE	W	88-56	1-0
N15	at A&M-Corpus Christi	W	86-65	2-0
N19	TEXAS A&M INTERNATIONAL	W	77-46	3-0
N25	\$ vs Boston College	L	65-67	3-1
N26	\$ vs Manhattan	W	74-45	4-1
N28	\$ vs Temple (#20)	W	54-51	5-1
D2	SFA	W	62-53	6-1
D4	PACIFIC	W	79-59	7-1
D8	PRAIRIE VIEW A&M	W	87-63	8-1

D11	† WASHINGTON (#21)	W	63-62	9-1
D18	! vs Arkansas (OT)	W	71-62	10-1
D21	WAGNER	W	86-51	11-1
D31	McNEESE STATE	W	66-57	12-1
J3	NICHOLLS STATE	W	66-55	13-1
J8	* at Oklahoma	W	69-51	14-1 (1-0)
J12	* OKLAHOMA STATE	W	71-48	15-1 (2-0)
J15	* MISSOURI (#12) (OT)	W	91-89	16-1 (3-0)
J19	* at Texas (#10)	L	60-81	16-2 (3-1)
J22	* KANSAS STATE (#24)	W	64-56	17-2 (4-1)
J29	* at Nebraska	L	48-57	17-3 (4-2)
J31	* TEXAS (#3)	L	49-69	17-4 (4-3)
F5	* BAYLOR (OT)	L	74-76	17-5 (4-4)
F9	* at Colorado (OT)	W	73-70	18-5 (5-4)
F12	* at Texas Tech	W	70-67	19-5 (6-4)
F16	* IOWA STATE	W	71-66	20-5 (7-4)
F19	* at Oklahoma State	W	67-66	21-5 (8-4)
F23	* OKLAHOMA	W	61-47	22-5 (9-4)
F26	* at Baylor	L	51-58	22-6 (9-5)
M2	* at Kansas (#2)	L	51-64	22-7 (9-6)
M5	* TEXAS TECH	W	66-54	23-7 (10-6)

Big 12 Championship (Sprint Center, Kansas City, MO)

M10	vs Missouri	W	86-71	24-7
M11	vs Texas (#10)	L	58-70	24-8

NCAA 2nd/3rd Rounds (United Center, Chicago, IL)

M18	vs Florida State	L	50-57	24-9
-----	------------------	---	-------	------

*	— Big 12 Game
\$	— Old Spice Classic, Lake Buena Vista, FL (HP Field House)
†	— Big 12/Pac-10 Hardwood Series
!	— at Dallas, TX (American Airlines Center)

BILLY KENNEDY (2011-19)

2011-12 • COACH BILLY KENNEDY

14-18 / 4-14 Big 12 (9th)

Home: 11-7 / Away: 1-8 / Neutral: 2-3

N9	# LIBERTY	W	81-59	1-0
N13	SOUTHERN	W	83-58	2-0
N17	\$ vs Mississippi State	L	60-69	2-1
N18	\$ vs St. John's	W	58-57	3-1
N26	A&M-CORPUS CHRISTI	W	56-43	4-1
N30	ALCORN STATE	W	56-44	5-1
D3	SFA	W	55-42	6-1
D7	SAM HOUSTON STATE	W	64-37	7-1
D10	ULM	W	67-54	8-1
D17	! vs (#13) Florida	L	64-84	8-2
D22	RICE	L	58-65	8-3
D29	ARKANSAS TECH	W	76-58	9-3
J2	* at (#4) Baylor	L	52-61	9-4 (0-1)
J7	* IOWA STATE	L	50-74	9-5 (0-2)
J11	* at Texas	L	51-61	9-6 (0-3)
J14	* TEXAS TECH	W	67-54	10-6 (1-3)
J16	* at (#5) Missouri	L	51-70	10-7 (1-4)
J21	* OKLAHOMA (OT)	W	81-75	11-7 (2-4)
J23	* at (#5) Kansas	L	54-64	11-8 (2-5)
J28	* OKLAHOMA STATE	W	76-61	12-8 (3-5)
F1	* (#6) BAYLOR	L	60-63	12-9 (3-6)
F4	* at Kansas State	L	53-64	12-10 (3-7)
F6	* TEXAS	L	68-70	12-11 (3-8)
F11	* at Iowa State	L	46-69	12-12 (3-9)
F14	* at Texas Tech	W	47-38	13-12 (4-9)
F18	* (#3) MISSOURI	L	62-71	13-13 (4-10)
F22	* (#4) KANSAS	L	58-66	13-14 (4-11)
F25	* at Oklahoma State	L	42-60	13-15 (4-12)
F28	* KANSAS STATE	L	70-76	13-16 (4-13)
M3	* at Oklahoma	L	62-65	13-17 (4-14)

Big 12 Championship (Sprint Center, Kansas City, MO)

M7	vs Oklahoma	W	62-53	14-17
M8	vs (#3) Kansas	L	66-83	14-18

- * — Big 12 Game
 # — 2K Sports Classic (regional rounds), Reed Arena
 \$ — CBE Classic, Kansas City, MO (Sprint Center)
 ! — Orange Bowl Classic, Sunrise, FL (BankAtlantic Center)

2012-13 • COACH BILLY KENNEDY

18-15 / 7-11 SEC (11th)

Home: 12-6 / Away: 4-6 / Neutral: 2-3

N9	# LOUISIANA TECH	W	71-59	1-0
N12	# TROY	W	83-65	2-0
N15	PRAIRIE VIEW A&M	W	81-59	3-0
N19	\$ vs Saint Louis	L	49-70	3-1
N20	\$ vs Washington State	W	55-54	4-1
N26	NORTHWESTERN ST	W	78-65	5-1
D1	at Houston	W	70-58	6-1
D5	SFA	W	62-54	7-1
D15	! Oklahoma	L	54-64	7-2
D18	TEXAS A&M-CORPUS CHRISTI	W	66-54	8-2
D22	SOUTHERN	L	51-53	8-3
D29	ARMY	W	61-55	9-3
J3	HOUSTON BAPTIST	W	67-59	10-3
J9	* ARKANSAS	W	69-51	11-3 (1-0)
J12	* Kentucky	W	83-71	12-3 (2-0)
J17	* (#9) FLORIDA	L	47-68	12-4 (2-1)
J19	* Alabama	L	49-50	12-5 (2-2)
J23	* LSU	L	54-58	12-6 (2-3)
J26	* GEORGIA	L	52-59	12-7 (2-4)
J30	* at Mississippi State (OT)	W	55-49	13-7 (3-4)
F2	* KENTUCKY	L	68-72	13-8 (3-5)
F7	* (#20) MISSOURI	W	70-68	14-8 (4-5)
F9	* at Georgia	L	46-52	14-9 (4-6)
F13	* Ole Miss	W	69-67	15-9 (5-6)
F16	* at Vanderbilt	L	56-63	15-10 (5-7)
F20	* at Auburn	W	65-56	16-10 (6-7)
F23	* TENNESSEE (4OT)	L	85-93	16-11 (6-8)
F27	* at Ole Miss	L	73-82	16-12 (6-9)
M2	* SOUTH CAROLINA	W	74-56	17-12 (7-9)
M6	* LSU	L	57-68	17-13 (7-10)
M9	* at Arkansas	L	62-73	17-14 (7-11)

SEC Tournament (Bridgestone Arena, Nashville, TN)

M13	vs. Auburn	W	71-62	18-14
M14	Missouri	L	50-62	18-15

- * — SEC Game
 # — CBE Classic (regional rounds), Reed Arena
 \$ — CBE Classic, Kansas City, MO (Sprint Center)
 ! — All-College Classic, Oklahoma City, OK (Chesapeake Energy Arena)

2013-14 • COACH BILLY KENNEDY

18-16 / 8-10 SEC (9th)

Home: 17-3 / Away: 1-9 / Neutral: 0-4

N8	BUFFALO	W	82-58	1-0
N11	MISSISSIPPI VALLEY STATE	W	91-67	2-0
N15	RICE	W	68-65	3-0
N19	PRAIRIE VIEW A&M	W	75-65	4-0
N24	# SAM HOUSTON STATE	W	79-62	5-0
N26	# ARKANSAS-PINE BLUFF	W	88-55	6-0
N29	\$ vs Missouri State	L	67-73	6-1
N30	\$ vs SMU	L	52-55	6-2
D4	HOUSTON	W	74-57	7-2
D14	MCNEESE STATE	W	73-60	8-2
D21	! vs Oklahoma	L	52-64	8-3
D31	NORTH TEXAS	L	41-61	8-4
J4	UTPA	W	63-46	9-4
J8	* ARKANSAS	W	69-53	10-4 (1-0)
J11	* at Tennessee	W	57-56	11-4 (2-0)
J15	* SOUTH CAROLINA	W	75-67	12-4 (3-0)
J18	* at Mississippi State	L	72-81 (OT)	12-5 (3-1)
J21	* at (#14) Kentucky	L	51-68	12-6 (3-2)
J25	* VANDERBILT	L	55-66	12-7 (3-3)
J29	* at South Carolina	L	52-80	12-8 (3-4)
F1	* at (#3) Florida	L	36-69	12-9 (3-5)
F5	* MISSISSIPPI STATE	W	72-52	13-9 (4-5)
F8	* at Georgia	L	50-62	13-10 (4-6)
F12	* LSU	W	83-73	14-10 (5-6)
F15	* at Vanderbilt	L	54-57 (OT)	14-11 (5-7)
F20	* ALABAMA	W	63-48	15-11 (6-7)
F22	* TENNESSEE	W	68-65 (OT)	16-11 (7-7)
F26	* at LSU	L	49-68	16-12 (7-8)
M1	* OLE MISS	W	71-60	17-12 (8-8)
M5	* at Missouri	L	56-57	17-13 (8-9)
M8	* AUBURN	L	64-69	17-14 (8-10)

SEC Tournament (Georgia Dome, Atlanta)

M13	vs. Missouri	L	83-91 (2OT)	17-15
-----	--------------	---	-------------	-------

College Basketball Invitational

M19	WYOMING	W	59-43	18-15
M24	at Illinois State	L	55-62	18-16

- * — SEC Game
 \$ — Corpus Christi Challenge, Corpus Christi, TX (American Bank Center)
 ! — SEC/Big 12 Challenge (Toyota Center, Houston, TX)

2014-15 • COACH BILLY KENNEDY

21-12 / 11-7 SEC (t-3rd)

Home: 14-4 / Away: 5-6 / Neutral: 2-2

N14	NORTHWESTERN STATE	W	109-68	1-0
N20	# vs Dayton	L	53-55	1-1
N21	# vs College of Charleston	W	59-50	2-1
N23	# vs New Mexico	W	64-51	3-1
N28	NEW ORLEANS	W	87-65	4-1
D3	SAM HOUSTON STATE	W	66-63	5-1
D6	ARIZONA STATE	W	72-71	6-1
D9	at Baylor	L	63-77	6-2
D13	YOUNGSTOWN STATE	W	81-63	7-2
D20	at Kansas State	L	64-71	7-3
D30	MERCER	W	65-50	8-3
J3	HARTFORD	W	58-49	9-3
J6	* at Alabama	L	44-65	9-4 (0-1)
J10	* #1 KENTUCKY (2 OT)	L	64-70	9-5 (0-2)
J13	* MISSISSIPPI STATE	W	74-70	10-5 (1-2)
J17	* at LSU	W	67-64	11-5 (2-2)
J21	* MISSOURI	W	62-50	12-5 (3-2)
J24	* at Tennessee	W	67-61	13-5 (4-2)
J27	* at Auburn	W	71-61	14-5 (5-2)
J31	* VANDERBILT	W	69-58	15-5 (6-2)
F4	* at Ole Miss	L	59-69	15-6 (6-3)
F7	* at Missouri	W	83-61	16-6 (7-3)
F11	* GEORGIA	L	53-62	16-7 (7-4)
F14	* FLORIDA	W	63-62	17-7 (8-4)
F17	* LSU	W	68-62	18-7 (9-4)
F21	* at South Carolina	W	62-52	19-7 (10-4)
F24	* at #18 Arkansas	L	75-81	19-8 (10-5)
F28	* AUBURN	W	80-55	20-8 (11-5)
M3	* at Florida	L	62-66	20-9 (11-6)
M7	* ALABAMA	L	60-61	20-10 (11-7)

SEC Tournament (Bridgestone Arena, Nashville, TN)

M12	vs. Auburn	L	59-66	20-11
-----	------------	---	-------	-------

Postseason NIT

M17	MONTANA	W	81-64	21-11
M23	LA TECH	L	72-84	21-12

- * — SEC Game
 # — Puerto Rico Tip-Off (San Juan, P.R.)



2015-16 • COACH BILLY KENNEDY

28-9 / 13-5 SEC (1-1st)

Home: 17-1 / Away: 5-5 / Neutral: 6-3

Co-SEC Champions NCAA Sweet 16

N13	USC UPSTATE	W	104-64	1-0
N16	SE LOUISIANA	W	100-58	2-0
N19	A&M-CORPUS CHRISTI	W	95-70	3-0
N21	UNC-ASHEVILLE	W	75-47	4-0
N25	# vs Texas	W	84-73	5-0
N26	# vs #10 Gonzaga	W	62-61	6-0
N27	# vs Syracuse	L	67-74	6-1
D2	FGCU	W	75-65	7-1
D5	at Arizona State	L	54-67	7-2
D12	KANSAS STATE	W	78-68	8-2
D19	BAYLOR	W	80-61	9-2
D29	CAL POLY	W	82-63	10-2
J2	* ARKANSAS	W	92-69	11-2 (1-0)
J6	* at Mississippi State	W	61-60	12-2 (2-0)
J9	* at Tennessee	W	92-88	13-2 (3-0)
J12	* FLORIDA	W	71-68	14-2 (4-0)
J16	* at Georgia	W	79-45	15-2 (5-0)
J19	* LSU	W	71-57	16-2 (6-0)
J23	* MISSOURI	W	66-53	17-2 (7-0)
J27	* at Arkansas	L	71-74	17-3 (7-1)
J30	! #14 IOWA STATE	W	72-62	18-3
F4	* at Vanderbilt	L	60-77	18-4 (7-2)
F6	* #25 SOUTH CAROLINA	L	78-81	18-5 (7-3)
F10	* at Alabama	L	62-63	18-6 (7-4)
F13	* at LSU	L	71-76	18-7 (7-5)
F16	* OLE MISS	W	71-56	19-7 (8-5)
F20	* #14 KENTUCKY (OT)	W	79-77	20-7 (9-5)
F24	* MISSISSIPPI STATE	W	68-66	21-7 (10-5)
F27	* at Missouri	W	84-69	22-7 (11-5)
M1	* at Auburn	W	81-63	23-7 (12-5)
M5	* VANDERBILT	W	76-67	24-7 (13-5)

SEC Tournament (Bridgestone Arena, Nashville, TN)

M11	vs Florida	W	72-66	25-7
M12	vs LSU	W	71-38	26-7
M13	vs #16 Kentucky (OT)	L	77-82	26-8

NCAA 1st/2nd Rounds (Chesapeake Energy Arena, Oklahoma City)

M18	vs Green Bay	W	92-65	27-8
M20	vs UNI (2OT)	W	92-88	28-8

NCAA West Regional (Honda Center, Anaheim, CA)

M24	vs #7 Oklahoma	L	63-77	28-9
-----	----------------	---	-------	------

- * — SEC Game
- # — Battle 4 Atlantis (Paradise Island, Bahamas)
- ! — Big 12/SEC Challenge



2016-17 • COACH BILLY KENNEDY

16-15 / 8-10 SEC (1-9th)

Home: 11-5 / Away: 3-7 / Neutral: 2-3

N11	NORTHWESTERN STATE	W	72-44	1-0
N14	AMERICAN	W	76-53	2-0
N18	USC	L	63-65	2-1
N24	\$ vs CSUN	W	95-73	3-1
N25	\$ vs Virginia Tech	W	68-65	4-1
N27	# vs #14 UCLA	L	67-74	4-2
D5	A&M CORPUS CHRISTI	W	86-69	5-2
D7	DENVER	W	80-58	6-2
D10	SOUTH CAROLINA STATE	W	83-76	7-2
D17	% vs #19 Arizona	L	63-67	7-3
D21	SAINT FRANCIS	W	81-58	8-3
D29	* TENNESSEE	L	63-73	8-4
J3	* at #6 Kentucky	L	58-100	8-5
J7	* at South Carolina	L	68-79	8-6
J11	* LSU	W	92-62	9-6
J14	* at Mississippi State	L	59-67	9-7
J17	* ARKANSAS	L	60-62	9-8
J21	* GEORGIA	W	63-62	10-8
J25	* at Ole Miss	W	80-76	11-8
J28	! at #18 West Virginia	L	77-81	11-9
J31	* VANDERBILT	L	54-68	11-10
F4	* at LSU	W	85-73	12-10
F8	* MISSOURI	W	76-73	13-10
F11	* at #17 Florida	L	62-71	13-11
F16	* at Vanderbilt	L	67-72	13-12
F18	* AUBURN	W	81-62	14-12
F22	* at Arkansas	L	77-86	14-13
F25	* ALABAMA	W	56-53	15-13
F28	* at Missouri	W	60-43	16-13
M4	* #9 KENTUCKY	L	63-71	16-14

SEC Tournament (Bridgestone Arena, Nashville, TN)

M9	vs Vanderbilt	L	41-66	16-15
----	---------------	---	-------	-------

- * — SEC Game
- \$ — Wooden Legacy (Fullerton, Calif., Titan Gym)
- # — Wooden Legacy (Anaheim, Calif., Honda Center)
- % — Lone Star Shootout (Houston, Texas, Toyota Center)
- ! — SEC/Big 12 Challenge

2017-18 • COACH BILLY KENNEDY

22-13 / 9-9 SEC (1-7th)

Home: 13-3 / Away: 4-7 / Neutral: 5-3

NCAA Sweet 16

N10	# vs West Virginia	W	88-65	1-0
N17	! UCSB	W	84-65	2-0
N20	! vs Oklahoma State	W	72-55	3-0
N21	! vs Penn State	W	98-87	4-0
N24	! PEPPERDINE	W	81-65	5-0
N26	at #10 USC	W	75-59	6-0
N30	UTRGV	W	78-60	7-0
D5	@ vs Arizona	L	64-67	7-1
D9	PRAIRIE VIEW A&M	W	73-53	8-1
D13	SAVANNAH STATE	W	113-66	9-1
D19	NORTHERN KENTUCKY	W	64-58	10-1
D21	BUFFALO	W	89-73	11-1
D30	* at Alabama	L	57-79	11-2
J2	* FLORIDA	L	66-83	11-3
J6	* LSU	L	68-69	11-4
J9	* at #21 Kentucky	L	73-74	11-5
J13	* at #24 Tennessee	L	62-75	11-6
J16	* OLE MISS	W	71-69	12-6
J20	* MISSOURI	W	60-49	13-6
J23	* at LSU	L	65-77	13-7
J27	^ at #5 Kansas	L	68-79	13-8
J30	* ARKANSAS	W	80-66	14-8
F3	* SOUTH CAROLINA	W	83-60	15-8
F7	* at #8 Auburn	W	81-80	16-8
F10	* #24 KENTUCKY	W	85-74	17-8
F13	* at Missouri	L	58-62	17-9
F17	* at Arkansas	L	75-94	17-10
F20	* MISSISSIPPI STATE	L	81-93	17-11
F24	* at Vanderbilt	W	89-81	18-11
F28	* at Georgia	W	61-60	19-11
M3	* ALABAMA	W	68-66	20-11

SEC Tournament (Bridgestone Arena, Nashville, TN)

M8	vs Alabama	L	70-71	20-12
----	------------	---	-------	-------

NCAA 1st/2nd Rounds (Spectrum Center, Charlotte, NC)

M16	vs Providence	W	73-69	21-12
M20	vs #12 North Carolina	W	86-65	22-12

NCAA West Regional (Staples Center, Los Angeles, CA)

M24	vs #7 Michigan	L	72-99	22-13
-----	----------------	---	-------	-------

- * — SEC Game
- # — State Farm Armed Forces Classic (Ramstein-Miesenbach, Germany, Ramstein Air Base)
- ! — Legends Classic (Brooklyn, N.Y., Barclays Center)
- @ — Valley of the Sun Shootout (Phoenix, Ariz., Talking Stick Resort Arena)
- ^ — SEC/Big 12 Challenge

2018-19 • COACH BILLY KENNEDY

14-18 / 6-12 SEC (11th)

Home: 9-8 / Away: 3-7 / Neutral: 2-3

N7	SAVANNAH STATE	W	98-83	1-0
N9	UC IRVINE	L	73-74	1-1
N15	at #3 Gonzaga	L	71-94	1-2
N18	# vs. Minnesota	L	64-69	1-3
N20	# vs. Washington	L	67-71	1-4
N23	SOUTH ALABAMA	W	74-62	2-4
D3	NORTHWESTERN STATE	W	80-59	3-4
D15	! vs. Oregon State	W	67-64	4-4
D19	VALPO	W	71-49	5-4
D22	MARSHALL	W	92-68	6-4
D29	TEXAS SOUTHERN	L	73-88	6-5
J5	* ARKANSAS	L	71-73	6-6
J8	* at Kentucky	L	74-85	6-7
J12	* at Alabama	W	81-80	7-7
J16	* #14 AUBURN	L	66-85	7-8
J19	* MISSOURI	L	43-66	7-9
J22	* at Florida	L	72-81	7-10
J26	\$ KANSAS STATE	W	65-53	8-10
J30	* #19 LSU	L	57-72	8-11
F2	* #1 TENNESSEE	L	76-93	8-12
F6	* at Ole Miss	L	71-75	8-13
F9	* at Missouri	W	68-59	9-13
F12	* GEORGIA	W	73-56	10-13
F16	* at South Carolina	L	77-84	10-14
F19	* ALABAMA	W	65-56	11-14
F23	* at Arkansas	W	87-80	12-14
F26	* at #13 LSU	L	55-66	12-15
M2	* VANDERBILT	W	64-57	13-15
M5	* SOUTH CAROLINA	L	54-71	13-16
M9	* at Mississippi State	L	81-92	13-17

SEC Tournament (Bridgestone Arena, Nashville, TN)

M13	vs Vanderbilt	W	69-52	14-17
M14	vs Mississippi State	L	54-80	14-18

- * — SEC Game
- # — TCL Vancouver Showcase (Vancouver, B.C., Vancouver Convention Center)
- ! — Dam City Classic (Portland, Ore., Moda Center)
- \$ — SEC/Big 12 Challenge

BUZZ WILLIAMS (2019-PRESENT)

2019-20 • COACH BUZZ WILLIAMS

16-14 / 10-8 SEC (t-6th)

Home: 11-6 / Away: 5-4 / Neutral: 0-4

N6	NORTHWESTERN STATE	W	77-63	1-0
N11	ULM	W	63-57	2-0
N15	#8 GONZAGA	L	49-79	2-1
N20	TROY	W	56-52	3-1
N28	\$ vs. Harvard	L	51-62	3-2
N29	\$ vs. Temple	L	42-65	3-3
D1	\$ vs. Fairfield	L	62-67	3-4
D8	% vs. Texas	L	50-60	3-5
D15	A&M-CORPUS CHRISTI	W	63-60	4-5
D21	OREGON STATE	W	64-49	5-5
D30	TEXAS SOUTHERN	W	58-55	6-5
J4	* at Arkansas	L	59-69	6-6 (0-1)
J7	* OLE MISS	W	57-47	7-6 (1-1)
J11	* at Vanderbilt	W	69-50	8-6 (2-1)
J14	* LSU	L	85-89 (OT)	8-7 (2-2)
J18	* SOUTH CAROLINA	L	67-81	8-8 (2-3)
J21	* at Missouri	W	66-64	9-8 (3-3)
J25	! OKLAHOMA STATE	L	62-73	9-9
J28	* at Tennessee	W	63-58	10-9 (4-3)
F1	* at Georgia	L	48-63	10-10 (4-4)
F4	* MISSOURI	W	66-64	11-10 (5-4)
F8	* at South Carolina	L	54-74	11-11 (5-5)
F12	* FLORIDA	L	61-78	11-12 (5-6)
F15	* GEORGIA	W	74-69	12-12 (6-6)
F19	* at Alabama	W	74-68	13-12 (7-6)
F22	* MISSISSIPPI STATE	W	87-75	14-12 (8-6)
F25	* #8 KENTUCKY	L	60-69	14-13 (8-7)
F29	* at LSU	L	50-64	14-14 (8-8)
M4	* at #17 Auburn	W	78-75	15-14 (9-8)
M7	* ARKANSAS	W	77-69	16-14 (10-8)

- * — SEC Game
- \$ — Orlando Invitational (Lake Buena Vista, Florida, HP Field House)
- % — Lone Star Showdown (Fort Worth, Texas, Dickies Arena)
- ! — SEC/Big 12 Challenge

There was no postseason due to the COVID-19 pandemic that ended the season prior to the Aggies playing in the SEC Tournament.

2020-21 • COACH BUZZ WILLIAMS

8-10 / 2-8 SEC (13th)

Home: 6-4 / Away: 2-4 / Neutral: 0-2

N29	NEW ORLEANS	W	82-53	1-0
D2	TARLETON STATE	W	73-66	2-0
D6	UTRGV	W	81-68	3-0
D12	% vs. TCU	L	55-73	3-1
D15	SE LOUISIANA	W	69-52	4-1
D21	WOFFORD	W	70-52	5-1
D29	* at LSU	L	54-77	5-2 (0-1)
J2	* AUBURN	W	68-66	6-2 (1-1)
J6	* at South Carolina	L	54-78	6-3 (1-2)

J9	* #9 TENNESSEE	L	54-68	6-4 (1-3)
J13	* at Mississippi State	W	56-55	7-4 (2-3)
J16	* #17 MISSOURI	L	52-68	7-5 (2-4)
J23	* at Ole Miss	L	50-61	7-6 (2-5)
J26	* LSU	L	66-78	7-7 (2-6)
J30	! at Kansas State	W	68-61	8-7
M3	* MISSISSIPPI STATE	L	57-63	8-8 (2-7)
M6	* at #12 Arkansas	L	80-87	8-9 (2-8)

SEC Tournament (Bridgestone Arena, Nashville, TN)

M10	vs. Vanderbilt	L	68-79	8-10
-----	----------------	---	-------	------

- * — SEC Game
- % — Lone Star Showdown (Fort Worth, Texas, Dickies Arena)
- ! — SEC/Big 12 Challenge

Home games against Vanderbilt (Feb. 3), Georgia (Feb. 10), Alabama (Feb. 18), Arkansas (Feb. 20), as well as road games against Vanderbilt (Jan. 20), Florida (Feb. 13), Kentucky (Feb. 23), and Missouri (Feb. 27) were all postponed and not made up due to the COVID-19 pandemic.



2021-22 • COACH BUZZ WILLIAMS

27-13 / 9-9 SEC (t-5th)

Home: 16-4 / Away: 5-5 / Neutral: 6-4

NIT Finalists

N10	NORTH FLORIDA	W	64-46	1-0
N12	ACU	W	81-80 (2OT)	2-0
N14	A&M CORPUS-CHRISTI	W	86-65	3-0
N17	HBU	W	73-39	4-0
N22	\$ vs. Wisconsin	L	58-69	4-1
N23	\$ vs. Butler	W	57-50	5-1
N24	\$ vs. Notre Dame	W	73-67	6-1
N30	NEW ORLEANS	W	85-65	7-1
D11	% vs. TCU	L	64-68	7-2
D18	at Oregon State	W	83-73	8-2
D21	NORTHWESTERN STATE	W	80-61	9-2
D27	DALLAS CHRISTIAN	W	102-52	10-2
D29	CENTRAL ARKANSAS	W	85-59	11-2
J4	* at Georgia	W	81-79	12-2 (1-0)
J8	* ARKANSAS	W	86-61	13-2 (2-0)
J11	* OLE MISS	W	67-51	14-2 (3-0)
J15	* at Missouri	W	67-64	15-2 (4-0)
J19	* #12 KENTUCKY	L	58-64	15-3 (4-1)
J22	* at Arkansas	L	73-76 (OT)	15-4 (4-2)
J26	* at #19 LSU	L	64-70	15-5 (4-3)
J29	* SOUTH CAROLINA	L	63-74	15-6 (4-4)
F1	* at #22 Tennessee	L	80-90	15-7 (4-5)
F5	* MISSOURI	L	66-70	15-8 (4-6)
F8	* LSU	L	68-76	15-9 (4-7)
F12	* at #1 Auburn	L	58-75	15-10 (4-8)
F15	* FLORIDA	W	56-55	16-10 (5-8)
F19	* at Vanderbilt	L	67-72	16-11 (5-9)
F22	* GEORGIA	W	91-77	17-11 (6-9)
F26	* at Ole Miss	W	76-66	18-11 (7-9)
M2	* at #25 Alabama	W	87-71	19-11 (8-9)
M5	* MISSISSIPPI STATE	W	67-64	20-11 (9-9)



SEC Tournament (Amalie Arena, Tampa, FL)

M10	vs. Florida	W	83-80 (OT)
M11	vs. No. 4 Auburn	W	67-62
M12	vs. No. 15 Arkansas	W	82-64
M13	vs. No. 9 Tennessee	L	50-65

Postseason NIT

21-11	M15	ALCORN STATE	W	74-62	24-12
22-11	M19	OREGON	W	75-60	25-12
23-11	M23	WAKE FOREST	W	67-52	26-12
23-12	M29	! vs. Washington State	W	72-56	27-12
	M31	! vs. Xavier	L	72-73	27-13

- * — SEC Game
- \$ — Maui Jim Maui Invitational (Las Vegas, Nevada, Michelob Ultra Arena)
- % — The Battleground 2k21 (Houston, Texas, Toyota Center)
- ! — NIT Semifinal and Final (New York, New York, Madison Square Garden)



2022-23 • COACH BUZZ WILLIAMS

25-10 / 15-3 SEC (2nd)

Home: 15-1 / Away: 7-4 / Neutral: 3-5

NCAA Tournament

N7	ULM	W	87-54	1-0
N11	ABILENE CHRISTIAN	W	77-58	2-0
N17	! Murray State	L	88-79	2-1
N18	! vs. Colorado	L	103-75	2-2
N20	! vs. Loyola Chicago	W	67-51	3-2
N25	at DePaul	W	82-66	4-2
N30	SMU	W	83-64	5-2
D3	# vs. Boise State	L	86-71	5-3
D11	OREGON STATE	W	72-54	6-3
D17	at Memphis	L	83-79	6-4
D20	Wofford	L	67-62	6-5
D27	Northwestern State	W	64-52	7-5
D30	Prairie View A&M	W	86-66	8-5
J4	* at Florida	W	66-63	9-5 (1-0)
J7	* LSU	W	69-56	10-5 (2-0)
J11	* #20/#20 Missouri	W	82-64	11-5 (3-0)
J14	* at South Carolina	W	94-53	12-5 (4-0)
J18	* Florida	W	54-52	13-5 (5-0)
J21	* at Kentucky	L	76-67	13-6 (5-1)
J25	* at #15/#16 Auburn	W	79-63	14-6 (6-1)
J28	* Vanderbilt	W	72-66	15-6 (7-1)
J31	* at Arkansas	L	81-70	15-7 (7-2)
F4	* Georgia	W	82-57	16-7 (8-2)
F7	* Auburn	W	83-78	17-7 (9-2)
F11	* at LSU	W	74-62	18-7 (10-2)
F15	* Arkansas	W	62-56	19-7 (11-2)
F18	* at Missouri	W	69-60	20-7 (12-2)
F21	* #11/#13 Tennessee	W	68-63	21-7 (13-2)
F25	* at Mississippi State	L	69-62	21-8 (13-3)
F28	* at Ole Miss	W	69-61	22-8 (14-3)
M4	* #2/#2 Alabama	W	67-61	23-8 (15-3)

SEC Tournament (Bridgestone Arena, Nashville, TN)

M10	+ vs. (#10) Arkansas	W	67-61	24-8
M11	+ vs. (#6) Vanderbilt	W	87-75	25-8
M12	+ vs. (#1) Alabama	L	82-63	25-9

NCAA 1st/2nd Rounds (Wells Fargo Arena, Des Moines, IA)

M16	\$ vs. (#10) Penn State	L	59-76	25-10
*	SEC Game			
!	Myrtle Beach Invitational (Conway, S.C., HTC Center)			
#	Dickies Arena (Fort Worth, Texas)			
+	SEC Tournament (Nashville, Tenn., Bridgestone Arena)			
\$	NCAA 1st/2nd Rounds (Des Moines, Iowa, Wells Fargo Arena)			

2023-24 • COACH BUZZ WILLIAMS

25-10 / 15-3 SEC (2nd)

Home: 15-1 / Away: 7-4 / Neutral: 3-5

NCAA Second Round

N6	TAMU-COMMERCE	W	78-46	1-0
N10	at Ohio State	W	73-66	2-0
N14	at SMU	W	79-66	3-0
N17	ORAL ROBERTS	W	74-66	4-0
N23	# vs. Penn State	W	89-77	5-0
N24	# vs. #19 FAU	L	89-96	5-1
N25	# vs. Iowa State	W	73-69	6-1
N29	& at Virginia	L	47-59	6-2
D6	DEPAUL	W	89-64	7-2
D10	MEMPHIS	L	75-81	7-3
D16	% vs. #4 Houston	L	66-70	7-4
D22	HCU	W	79-52	8-4
D30	PRAIRIE VIEW A&M	W	79-54	9-4
J6	* LSU	L	53-68	9-5 (0-1)
J9	* at #16 Auburn	L	55-66	9-6 (0-2)
J13	* #6 KENTUCKY	W	97-92 OT	10-6 (1-2)
J16	* at Arkansas	L	77-78	10-7 (1-3)
J20	* at LSU	W	73-69	11-7 (2-3)
J23	* MISSOURI	W	63-57	12-7 (3-3)
J27	* OLE MISS	L	68-71	12-8 (3-4)
F3	* FLORIDA	W	67-66	13-8 (4-4)
F7	* at Missouri	W	79-60	14-8 (5-4)
F10	* #6 TENNESSEE	W	85-69	15-8 (6-4)
F13	* at Vanderbilt	L	73-74	15-9 (6-5)
F17	* at #15 Alabama	L	75-100	15-10 (6-6)
F20	* ARKANSAS	L	71-78	15-11 (6-7)
F24	* at #5 Tennessee	L	51-86	15-12 (6-8)
F28	* SOUTH CAROLINA	L	68-70	15-13 (6-9)
M2	* at Georgia	W	70-56	16-13 (7-9)
M6	* MISSISSIPPI STATE	W	75-69	17-13 (8-9)
M9	* at Ole Miss	W	86-60	18-13 (9-9)

SEC Tournament (Bridgestone Arena, Nashville, TN)

M14	+ vs. Ole Miss	W	80-71	19-13
M15	+ vs. #9 Kentucky	W	97-87	20-13
M16	+ vs. Florida	L	90-95	20-14

NCAA 1st/2nd Rounds (FedEx Forum, Memphis, TN)

M22	\$ vs. Nebraska	W	98-83	21-14
M24	\$ vs #3 Houston	L	100-105 OT	21-15

*	SEC Game			
!	Myrtle Beach Invitational (Conway, S.C., HTC Center)			
#	Dickies Arena (Fort Worth, Texas)			
+	SEC Tournament (Nashville, Tenn., Bridgestone Arena)			
\$	NCAA 1st/2nd Rounds (Des Moines, Iowa, Wells Fargo Arena)			



Series Records

OPPONENT	W	L
ABILENE CHRISTIAN	7 - 0	
Air Force.....	3 - 0	
Akron.....	1 - 1	
ALABAMA	11 - 14	
Alabama A&M.....	2 - 0	
Alaska-Anchorage.....	3 - 0	
Alcorn State.....	4 - 0	
American.....	1 - 0	
Angelo State.....	6 - 0	
Army.....	1 - 0	
Arizona.....	1 - 8	
Arizona State.....	1 - 5	
ARKANSAS	61 - 110	
Arkansas-Little Rock.....	1 - 0	
Arkansas-Pine Bluff.....	4 - 0	
Arkansas Tech.....	1 - 0	
AUBURN	15 - 7	
Austin College.....	1 - 0	
Austin Peay.....	0 - 1	
Baldwin-Wallace.....	0 - 2	
Baylor.....	128 - 79	
Bethune-Cookman.....	2 - 0	
Birmingham Southern.....	0 - 1	
Boise State.....	0 - 1	
Boston College.....	0 - 1	
Boston University.....	0 - 1	
Bowling Green.....	1 - 1	
Bradley.....	1 - 2	
Brown.....	1 - 0	
Bucknell.....	1 - 0	
Buffalo.....	2 - 0	
Butler.....	1 - 0	
BYU.....	2 - 1	
California.....	0 - 1	
Cal State Northridge.....	1 - 0	
Cal Poly.....	1 - 0	
Canisius.....	1 - 0	
Centenary.....	22 - 7	
Central Arkansas.....	1 - 0	
CENTRAL FLORIDA (UCF)	1ST	
Central Michigan.....	1 - 0	
Chaminade.....	1 - 0	
Charlotte.....	2 - 0	
Chicago State.....	1 - 0	
Cincinnati.....	0 - 1	
Clemson.....	3 - 3	

College of Charleston.....	1 - 0
Colorado.....	9 - 10
Colorado State.....	2 - 2
Columbia.....	1 - 0
Connecticut.....	1 - 2
CREIGHTON	0 - 1
Dallas Christian.....	1 - 0
Dallas Univ.....	3 - 0
Daniel Baker.....	2 - 0
Dartmouth.....	0 - 1
Davidson.....	1 - 0
Dayton.....	0 - 2
Decatur College.....	3 - 0
Delaware State.....	1 - 0
Denver.....	2 - 0
DePaul.....	3 - 0
Detroit.....	2 - 0
Drake.....	2 - 2
Drury.....	0 - 1
Duke.....	0 - 1
Duquesne.....	0 - 2
Eastern Kentucky.....	1 - 0
Eastern New Mexico.....	1 - 0
Fairfield.....	1 - 1
FLORIDA	9 - 10
Florida Atlantic.....	0 - 1
Florida Gulf Coast.....	1 - 0
Florida A&M.....	2 - 0
FIU.....	1 - 0
Florida State.....	1 - 3
Fordham.....	1 - 0
Furman.....	1 - 1
George Washington.....	2 - 3
GEORGIA	9 - 5
Georgia Southern.....	2 - 0
Georgia Tech.....	0 - 2
Gonzaga.....	1 - 2
Grambling State.....	4 - 0
Hartford.....	2 - 0
Harvard.....	1 - 0
Hawai'i.....	1 - 1
Holy Cross.....	2 - 0
Houston.....	32 - 55
HCU	11 - 0
Howard Payne.....	2 - 0
Idaho State.....	2 - 0
Illinois.....	0 - 3
Illinois State.....	0 - 2
Illinois-Chicago.....	2 - 1
Indiana.....	1 - 3
Iona.....	2 - 1
Iowa State.....	12 - 9
Jackson State.....	1 - 0
Jacksonville.....	2 - 0

James Madison.....	1 - 0
Kansas.....	1 - 21
Kansas State.....	9 - 19
Kansas Wesleyan.....	0 - 1
Kent State.....	1 - 2
KENTUCKY	6 - 13
La Salle.....	2 - 2
Lafayette.....	1 - 0
LAMAR	8 - 7
Lehigh.....	1 - 0
Liberty.....	1 - 0
Long Beach State.....	1 - 1
Long Island.....	2 - 1
Louisiana Tech.....	4 - 3
Louisiana-Lafayette.....	3 - 2
Louisiana-Monroe.....	6 - 1
Louisville.....	1 - 2
Loyola (Chicago).....	3 - 0
Loyola (New Orleans).....	0 - 1
Loyola Marymount.....	2 - 1
LSU	21 - 29
Maine.....	1 - 0
Manhattan.....	2 - 1
Marquette.....	1 - 1
Marshall.....	1 - 3
UM-Baltimore County.....	1 - 0
Maryland-Eastern Shore.....	1 - 0
McNeese State.....	5 - 1
Memphis.....	4 - 7
Mercer.....	2 - 0
Miami (Fla.).....	0 - 3
Miami (Ohio).....	1 - 1
Michigan.....	0 - 2
Michigan State.....	0 - 2
Midwestern State.....	2 - 0
Minnesota.....	1 - 2
MISSISSIPPI (OLE MISS)	12 - 5
MISSISSIPPI STATE	10 - 9
Mississippi Valley State.....	3 - 0
MISSOURI	26 - 20
Missouri State.....	0 - 2
Montana State.....	1 - 0
Montana State-Billings.....	0 - 1
Morehead State.....	1 - 0
Morris Brown.....	1 - 0
Murray State.....	0 - 2
Navy.....	1 - 0
Nebraska.....	9 - 12
Nevada.....	1 - 1
New Mexico.....	2 - 6
New Orleans.....	3 - 2
New York Univ.....	0 - 1
Niagara.....	0 - 1

Nicholls State.....	1 - 0
North Carolina.....	2 - 2
North Carolina A&T.....	2 - 1
North Carolina State.....	0 - 1
North Dakota.....	2 - 0
North Florida.....	1 - 0
North Texas.....	12 - 9
Northern Illinois.....	1 - 1
Northern Iowa (UNI).....	1 - 1
Northern Kentucky.....	1 - 0
Northwestern.....	3 - 2
Northwestern State.....	11 - 2
Notre Dame.....	1 - 0
Oakland.....	2 - 1
OHIO STATE	3 - 1
OKLAHOMA	10 - 32
Oklahoma Baptist.....	1 - 0
Oklahoma Christian.....	1 - 0
Oklahoma City Univ.....	5 - 6
Oklahoma Panhandle St.....	1 - 0
Oklahoma State.....	18 - 32
Oral Roberts.....	9 - 4
OREGON	1 - 1
Oregon State.....	4 - 2
Ouachita Baptist.....	1 - 0
Pacific.....	7 - 2
Penn.....	1 - 0
Penn State.....	5 - 1
Pepperdine.....	2 - 1
Phillips Univ.....	2 - 0
Pittsburgh.....	0 - 1
Portland.....	0 - 1
Prairie View A&M.....	15 - 0
Princeton.....	0 - 3
Providence.....	1 - 0
PURDUE	1 - 3
Rhode Island.....	0 - 1
Rice.....	107 - 82
Richmond.....	0 - 1
Robert Morris.....	0 - 1
Sacramento State.....	0 - 1
Sam Houston State.....	68 - 17
Samford.....	2 - 0
Saint Francis.....	1 - 0
SAN DIEGO STATE	1ST
San Francisco.....	3 - 1
Santa Clara.....	0 - 2
Savannah State.....	3 - 0
Seattle.....	3 - 0
Seton Hall.....	0 - 3
SFA.....	19 - 3
Siena.....	2 - 3
Simmons College.....	3 - 2
Simon Fraser.....	1 - 0

SMU.....	89 - 91
South Alabama.....	3 - 1
SOUTH CAROLINA	5 - 10
South Carolina State.....	1 - 0
South Florida.....	0 - 1
Southeastern Louisiana.....	5 - 0
SE Oklahoma State.....	2 - 1
SW Oklahoma State.....	2 - 30
SOUTHERN	3 - 2
Southern Miss.....	4 - 1
Southwestern.....	15 - 1
St. Edward's.....	1 - 0
Saint Joseph (Pa.).....	0 - 2
Saint Louis.....	1 - 5
St. John's.....	1 - 0
St. Mary's (Calif.).....	1 - 1
St. Mary's (Texas).....	4 - 6
Stanford.....	0 - 1
Sul Ross State.....	2 - 0
Syracuse.....	1 - 1
Tarleton State.....	2 - 0
TCU.....	88 - 78
Temple.....	1 - 2
TENNESSEE	8 - 12
TEXAS	87 - 138
Texas-Pan American.....	4 - 1
Texas-Permian Basin.....	1 - 0
TEXAS A&M-COMMERCE	4 - 1
Texas A&M-Corpus Christi.....	7 - 1
Texas A&M-Kingsville.....	5 - 2
Texas A&M International.....	1 - 0
Texas College.....	1 - 0
Texas Lutheran.....	5 - 0
Texas Southern.....	10 - 1
Texas State.....	12 - 3
TEXAS TECH	62 - 64
Texas Wesleyan.....	2 - 0
The Citadel.....	1 - 1
Trinity.....	15 - 2
Troy.....	2 - 0
Tulane.....	7 - 6
Tulsa.....	0 - 7
UAB.....	0 - 1
UC Irvine.....	1 - 2
UCLA.....	0 - 5
UCSB.....	1 - 2
UMKC.....	2 - 2
UNC Asheville.....	1 - 0
UNC Wilmington.....	1 - 0
UNLV.....	4 - 3
USC.....	1 - 1
USC Upstate.....	1 - 0
UT Arlington.....	2 - 1
Utah.....	0 - 1

Utah State.....	2 - 1
UTEP.....	1 - 3
UTRGV.....	2 - 0
UTSA.....	1 - 1
Valparaiso.....	3 - 0
VANDERBILT	8 - 11
VCU.....	3 - 2
Vermont.....	2 - 0
Virginia.....	1 - 1
Virginia Tech.....	3 - 1
Wagner.....	1 - 0
WAKE FOREST	1 - 1
Washington.....	4 - 3
Washington State.....	2 - 1
Washington Univ.....	0 - 1
Wayland Baptist.....	2 - 0
West Texas A&M.....	2 - 2
West Virginia.....	1 - 2
Wichita State.....	1 - 3
Winthrop.....	1 - 0
Wisconsin.....	0 - 2
Wisconsin-Green Bay.....	1 - 1
Wofford.....	1 - 1
Wyoming.....	4 - 1
Xavier.....	0 - 2
Yale.....	1 - 0
Youngstown State.....	1 - 0

- BOLD indicates 2024-25 opponent

Series History

ABILENE CHRISTIAN A&M LEADS, 7-0

1947-48		College Station	W	63-54
1948-49		College Station	W	58-40
1949-50		College Station	W	66-45
1949-50		College Station	W	73-38
1970	D14	College Station	W	91-74
2021	N12	College Station (2OT)	W	81-80
2022	N11	College Station	W	77-58

AIR FORCE A&M LEADS, 3-0

1960	D30	Lubbock	W	62-51
1978	D29 12/-	Burlington, VT	W	73-66
1983	D28	Nashville, TN	W	44-42

AKRON SERIES TIED, 1-1

1948-49		Akron	L	67-75
2009	D4 19/-	College Station	W	74-62

ALABAMA BAMA LEADS, 14-11

1958	D19	Birmingham, AL	L	62-66
1966	D8	Hattiesburg, MS	L	68-89
1979	M15	Houston (NIT)	L	68-72
1992	F5 -/18	College Station	L	61-74
1993	J9	Tuscaloosa	L	58-64
1997	D3	Tuscaloosa	L	64-81
1998	D1	College Station	W	65-58
2007	N28 9/-	College Station	W	76-63
2008	D13	Tuscaloosa (OT)	W	86-78
2013	J19	Tuscaloosa	L	49-50
2014	F20	College Station	W	63-48
2015	J6	Tuscaloosa	L	44-65
2015	M7	College Station	L	60-61
2016	F10 15/-	Tuscaloosa	L	62-63
2017	F25	College Station	W	56-53
2017	D30 5/-	Tuscaloosa	L	57-79
2018	M3	College Station	W	68-66
2018	M8	Nashville (Bridgestone Arena)	L	70-71
2019	J12	Tuscaloosa	W	81-80
2019	F19	College Station	W	65-56
2020	F19	Tuscaloosa	W	74-68
2022	M2 -/25	Tuscaloosa	W	87-71
2023	M4 24/2	College Station	W	67-61
2023	M12 18/4	Nashville (Bridgestone Arena)	L	63-82
2024	F17 -/15	Tuscaloosa	L	75-100

ALABAMA A&M A&M LEADS, 2-0

2003	N26	College Station	W	100-65
2004	D11	College Station	W	71-68

ALASKA-ANCHORAGE A&M LEADS, 3-0

1978	N26	Anchorage	W	100-70
1982	N28	Anchorage	W	93-65
1984	D29	Albuquerque, NM	W	81-54

ALCORN STATE A&M LEADS, 4-0

1985	N26	College Station	W	82-69
2010	N12	College Station	W	88-56
2011	N30 25/-	College Station	W	56-44
2022	M15	College Station (NIT)	W	74-62

AMERICAN A&M LEADS, 1-0

2016	N14	College Station	W	76-53
------	-----	-----------------	---	-------

ANGELO STATE A&M LEADS, 6-0

1972	D4	College Station	W	90-81
1976	D3	College Station	W	70-69
1977	N28	College Station	W	86-67
1983	J6	College Station	W	97-62
1984	J9	College Station	W	77-66
2009	N13	College Station	W	88-69

ARIZONA ARIZ LEADS, 8-1

1949	D16	San Antonio	L	50-56
1949	D27	Tucson	L	46-59
1952	D28	Dallas	L	49-66
1970	D28	Greenville, SC	L	75-90
1995	D28 -/9	Tucson	L	44-88
2007	D2 9/-	Tucson	L	67-78
2008	D5	College Station	W	67-66
2016	D17 -/19	Houston	L	63-67
2018	D5 7/-	Phoenix	L	64-67

ARIZONA STATE ASU LEADS, 5-1

1987	D27	Honolulu, HI	L	73-79
1994	N21 -/12	Lahaina, HI	L	73-103
1997	D19	Tempe	L	81-83
1998	D19	College Station (3 OT)	L	91-96
2014	D6	College Station	W	72-71
2015	D5 18/-	Tempe	L	54-67

ARKANSAS ARK LEADS, 110-61

1923-24	-	W	32-17
1923-24	-	W	35-27
1924-25	-	L	18-54
1924-25	-	L	17-38
1925-26	-	L	27-37
1925-26	-	L	21-35
1926-27	-	L	27-34
1926-27	-	L	16-25
1927-28	-	L	8-24
1927-28	-	L	31-46
1928-29	-	L	23-49
1928-29	-	L	29-38
1929-30	-	L	24-28
1929-30	-	L	23-25
1930-31	-	L	19-30
1930-31	-	W	37-34
1931-32	-	W	28-23
1931-32	-	L	27-33
1932-33	-	W	25-21
1932-33	-	W	25-23
1933-34	-	L	22-23
1933-34	-	W	35-23
1934-35	-	L	41-45
1934-35	-	L	31-51
1935-36	-	L	18-22
1935-36	-	L	27-34
1936-37	-	L	32-36
1936-37	-	L	19-45
1936-37	-	L	32-36
1937-38	-	L	32-45
1937-38	-	L	22-33
1938-39	-	L	42-61
1938-39	-	L	38-66
1939-40	-	L	25-37
1939-40	-	W	41-31
1940-41	-	L	33-68
1940-41	-	L	36-53
1941-42	-	L	41-47
1941-42	-	L	31-40
1942-43	-	L	49-74
1942-43	-	W	67-52
1943-44	-	L	35-70
1943-44	-	L	38-68

1975 BUZZER BEATER

In front of the largest crowd ever assembled at G. Rolie White Coliseum, Mike Floyd's buzzer beater gave the Aggies a 62-60 win over Arkansas, and the Maroon & White went on to claim the 1975 SWC Championship.



1944-45	—		L	36-87
1944-45	—		L	21-80
1945-46	College Station		W	56-55
1945-46	College Station		L	45-53
1946-47	Fayetteville		L	56-62
1946-47	Fayetteville		L	58-71
1947-48	College Station		L	51-58
1947-48	College Station		L	46-57
1948-49	College Station		L	57-62
1948-49	College Station		L	46-61
1949-50	College Station		W	43-35
1949-50	Fayetteville		L	46-52
1950-51	College Station		W	34-33
1950-51	Fayetteville		L	38-46
1951	D26	Dallas	W	49-46
1952	J5	Fayetteville	W	47-42
1952	F11	College Station	L	40-49
1953	J10	College Station (2 OT)	W	56-48
1953	F16	Fayetteville	L	46-66
1954	F1	Fayetteville	L	55-80
1954	F22	College Station	L	54-67
1954	D29	Houston	L	70-74
1955	J8	College Station	W	62-59
1955	F26	Fayetteville	L	63-73
1955	D30	Houston	L	49-80
1956	J16	Fayetteville	L	66-98
1956	F13	College Station	L	52-61
1957	J5	College Station	L	65-73
1957	F9	Fayetteville	L	46-63
1958	J28	Fayetteville	L	51-67
1958	F22	College Station	W	66-57
1959	J12	19/—	W	63-62
1959	F21	College Station	L	71-72
1960	F9	12/—	W	77-68
1960	F20	11/—	W	82-61
1961	J10	College Station	W	81-62
1961	M2	Fayetteville	W	70-68
1962	J3	Fayetteville	L	59-64
1962	F24	College Station	W	89-79
1963	F2	Fayetteville	L	55-66
1963	F16	College Station	W	80-78
1964	F8	College Station	W	72-64
1964	F22	Fayetteville	W	60-57
1965	F3	Fayetteville	W	82-79
1965	F20	College Station	W	91-77
1966	J11	College Station	W	75-72
1966	M3	Fayetteville	L	71-94
1967	J14	Fayetteville	L	46-47
1967	F14	College Station	W	60-53
1968	J3	Fayetteville	L	70-75
1968	F20	College Station	W	71-67
1969	J11	Fayetteville	W	73-68
1969	F25	College Station	W	79-66
1970	J6	Fayetteville	W	64-59
1970	F24	College Station	W	72-60
1971	F6	Fayetteville	W	87-83
1971	M5	College Station	W	92-89
1972	J22	Fayetteville	L	89-100
1972	F15	College Station	W	86-85
1973	J13	Fayetteville	L	73-84
1973	F10	College Station	W	108-82
1974	F5	College Station (OT)	W	86-80
1974	M2	Fayetteville	L	86-97

1975	F8	Fayetteville (2 OT)	L	89-95
1975	F15	College Station	W	62-60
1976	J24	Fayetteville (2 OT)	L	91-93
1976	F21	College Station	W	70-69
1977	J24 -/17	Fayetteville	L	58-72
1977	F22 -/6	College Station	L	62-63
1978	J17 -/3	Fayetteville	L	68-84
1978	F9 -/2	College Station	L	79-80
1979	J17 15/11	College Station (OT)	W	74-69
1979	F6 11/14	Fayetteville	L	56-60
1980	J22	College Station	W	45-39
1980	F12	Fayetteville	L	44-45
1980	M1	San Antonio	W	52-50
1981	J24	Fayetteville	L	47-52
1981	F17	College Station	L	61-65
1982	J26 -/12	College Station	L	63-64
1982	F15 -/8	Fayetteville	L	75-92
1983	J13 -/7	College Station	L	64-66
1983	F12 -/8	Fayetteville	L	55-62
1984	J7	Fayetteville	L	54-77
1984	F8	College Station	L	58-59
1984	M10 -/8	Houston	L	47-49
1985	J2	College Station	L	67-70
1985	F1	Fayetteville	L	53-58
1986	J29	College Station	W	81-67
1986	M1	Fayetteville	W	93-76
1986	M7	Dallas	W	67-51
1987	J24	Fayetteville	L	69-87
1987	F24	College Station (2 OT)	L	97-100
1988	J16	College Station	W	74-67
1988	F17	Fayetteville	L	58-79
1988	M11	Dallas	L	64-76
1989	J16	Fayetteville	L	60-75
1989	F18	College Station	W	82-71
1989	M11	Dallas	L	84-94
1990	J20 -/12	College Station	L	84-100
1990	F21 -/13	Fayetteville	L	100-114
1991	J23 -/2	Fayetteville	L	88-113
1991	F23 -/3	College Station	L	72-111
1991	M8 -/5	Dallas	L	61-108
2010	D18 25/-	Dallas (OT)	W	71-62

2013	J9	College Station	W	69-51
2013	M9	Fayetteville	L	62-73
2014	J8	College Station	W	69-53
2015	F24	Fayetteville	L	75-81
2016	J2	20/— College Station	W	92-69
2016	J27	5/— Fayetteville	L	71-74
2017	J17	College Station	L	60-62
2017	F22	Fayetteville	L	77-86
2018	J30	College Station	W	80-66
2018	F17	21/— Fayetteville	L	75-94
2019	J5	College Station	L	71-73
2019	F23	Fayetteville	W	87-80
2020	J4	Fayetteville	L	59-69
2020	M7	College Station	W	77-69
2021	M6	—/12 Fayetteville	L	80-87
2022	J8	College Station	W	86-81
2022	J22	Fayetteville	L	73-76
2022	M12	—/15 Tampa, Fla. (Amalie)	W	82-64
2023	J31	Fayetteville	L	70-81
2023	F15	College Station	W	62-56
2023	M10	Fayetteville	W	67-61
2024	J16	Fayetteville	L	77-78
2024	F20	College Station	L	71-78

ARKANSAS-LITTLE ROCK A&M LEADS, 1-0

2006	N27	10/— College Station	W	75-35
------	-----	----------------------	---	-------

ARKANSAS-PINE BLUFF A&M LEADS, 4-0

2003	N24	College Station	W	82-53
2007	D16	11/— College Station	W	64-37
2008	N16	College Station	W	76-47
2013	N26	College Station	W	88-55

ARKANSAS TECH A&M LEADS, 1-0

2011	D29	College Station	W	76-58
------	-----	-----------------	---	-------

ARMY A&M LEADS, 1-0

2012	D29	College Station	W	61-55
------	-----	-----------------	---	-------

AUBURN A&M LEADS, 15-7

1961	D22	Houston	W	62-50
1990	D17	Auburn	L	71-95
1991	D4	College Station	L	83-86
2005	D22	College Station	W	72-67
2006	D22	13/— Auburn	W	87-58
2013	F20	Auburn	W	65-56
2013	M13	Nashville (Bridgestone)	W	71-62
2014	M8	College Station	L	64-69
2015	J27	Auburn	W	71-61
2015	F28	College Station	W	80-55
2015	M12	Nashville (Bridgestone)	L	59-66
2016	M1	20/— Auburn	W	81-63
2017	F18	College Station	W	81-62
2018	F7	—/8 Auburn	W	81-80
2019	J16	—/14 College Station	L	66-85
2020	M4	—/17 Auburn	W	78-75
2021	J2	College Station	W	68-66
2022	F2	—/1 Auburn	L	58-75
2022	M11	—/4 Tampa, FL (Amalie)	W	67-62
2023	J25	Auburn	W	79-63
2023	F7	—/15 College Station	W	83-78
2024	J9	—/16 Auburn	L	55-66

AUSTIN COLLEGE A&M LEADS, 1-0

1924-25	College Station	W	26-5
---------	-----------------	---	------

AUSTIN PEAY AP LEADS, 1-0

1977	D28	Oklahoma City	L	70-76
------	-----	---------------	---	-------

BALDWIN-WALLACE BW LEADS, 2-0

1947-48	Cleveland	L	64-81
1948-49	Cleveland	L	52-69

BAYLOR A&M LEADS, 128-79

1914-15	—	W	30-11
1914-15	—	W	35-23
1915-16	—	W	39-8
1915-16	—	W	41-6
1915-16	—	W	28-24
1915-16	—	W	24-22
1916-17	—	W	31-8
1916-17	—	W	20-13
1917-18	—	L	14-23
1917-18	—	W	19-9
1917-18	—	W	31-25
1917-18	—	W	22-15
1918-19	—	W	41-8
1918-19	—	W	29-5
1918-19	—	W	56-18
1918-19	—	L	24-26
1919-20	—	W	36-10
1919-20	—	W	52-10
1919-20	—	W	28-8
1919-20	—	W	37-11
1921-22	—	L	15-17
1921-22	—	W	17-15
1921-22	—	L	18-19
1921-22	—	W	32-19
1922-23	—	W	25-15
1922-23	—	W	32-19
1922-23	—	W	34-30
1922-23	—	W	34-14
1923-24	—	W	21-4
1923-24	—	W	15-9
1923-24	—	W	37-13
1923-24	—	W	26-14
1924-25	—	W	15-13
1924-25	—	W	26-10
1925-26	—	L	19-22
1925-26	—	W	27-25
1930-31	—	W	31-12
1930-31	—	L	18-27
1931-32	—	L	23-29
1931-32	—	L	33-40
1932-33	—	W	20-19
1932-33	—	W	33-29
1933-34	—	W	30-14
1933-34	—	W	34-31
1934-35	—	W	46-23
1934-35	—	L	29-33
1935-36	—	W	27-13
1935-36	—	L	28-42
1936-37	—	W	37-33
1936-37	—	W	21-19
1937-38	—	L	28-36
1937-38	(OT)	W	48-46
1938-39	—	L	34-38
1938-39	—	L	23-47
1939-40	—	W	49-46
1939-40	—	L	36-68
1940-41	—	W	33-31
1940-41	—	L	17-28
1941-42	—	L	46-48
1941-42	—	L	35-38
1942-43	(OT)	L	58-66
1942-43	—	W	59-45
1943-44	—	L	43-48
1943-44	—	L	39-42
1944-45	—	W	42-30
1944-45	—	W	29-28

1945-46		College Station	L	48-54
1945-46		Waco	L	41-44
1946-47		College Station	L	51-59
1946-47		Waco	L	39-44
1947-48		Waco	L	41-57
1947-48		College Station	L	52-70
1948-49		College Station	L	47-53
1948-49		Waco	L	26-38
1949-50		Waco	W	56-45
1949-50		College Station	W	56-54
1950-51		Waco	W	55-53
1950-51		College Station	W	48-36
1952	J18	College Station	W	47-36
1952	F9	Waco	L	45-52
1953	J6	Waco	L	44-60
1953	F7	College Station	L	46-47
1953	D29	Houston, TX	L	50-64
1954	J5	College Station	L	45-47
1954	M1	Waco	L	65-79
1955	J18	Waco	L	77-89
1955	F19	College Station	L	68-86
1956	J4	College Station	W	90-70
1956	F11	Waco	L	66-85
1957	J15	Waco	L	58-67
1957	F16	College Station	W	64-61
1957	D28	Houston, TX	W	80-63
1958	J14	Waco	W	57-47
1958	F7	College Station	W	60-51
1959	J9	19/— Waco	L	49-56
1959	F7	College Station	W	65-52
1960	J5	13/— College Station	W	68-51
1960	M3	Waco	W	77-63
1961	J7	Waco	W	75-61
1961	F27	College Station	W	90-69
1962	J9	Waco	W	54-52
1962	M6	College Station	W	84-61
1963	J3	College Station	W	80-54
1963	F26	Waco	W	68-54
1964	F4	College Station	W	83-58
1964	F18	Waco	W	77-71
1965	J5	College Station	L	77-80
1965	F13	Waco	L	77-84
1966	J15	Waco	W	81-60
1966	M1	College Station	W	95-78
1967	F4	Waco	L	65-93
1967	F21	College Station	W	71-69
1968	F3	College Station	L	67-77
1968	F17	Waco	W	67-63
1969	F4	Waco	L	65-66
1969	F18	—/19 College Station	W	86-74
1970	J10	College Station	L	71-79
1970	F28	Waco	L	68-70
1971	J19	Waco	L	83-108
1971	F27	College Station (OT)	L	71-78
1972	J29	College Station	W	85-75
1972	F22	Waco (OT)	W	101-95
1973	J20	College Station	W	91-80
1973	F13	Waco	W	76-63
1974	F2	Waco	L	62-71
1974	F26	College Station	W	94-72
1975	F11	College Station	W	96-66
1975	F18	Waco	W	62-55
1976	J10	Waco (OT)	W	76-69
1976	F7	College Station	W	78-63
1977	J12	Waco	W	60-59
1977	F8	College Station	W	72-57
1978	J9	Waco	L	61-77
1978	J30	College Station	W	58-56
1979	J8	10/— College Station	W	77-64
1979	J29	14/— Waco	W	71-58
1980	J5	College Station	W	74-57
1980	J30	Waco	W	59-50



LAYING DOWN THE LAW

Acie Law IV poured in 31 points as the No. 8-ranked Aggies completed a season sweep of the Baylor Bears with a 97-87 win at Reed Arena in 2007.

1981	J6	Waco	L	44-53
1981	J31	College Station	W	84-59
1982	J9	College Station	W	47-46
1982	F3	Waco	L	55-58
1982	M4	Dallas, TX	W	64-63
1983	J15	Waco	W	68-66
1983	F16	College Station	W	74-62
1984	J11	College Station	W	63-52
1984	F11	Waco	W	71-62
1985	J5	Waco	W	102-78
1985	F6	College Station	W	78-74
1986	J2	College Station	W	62-48
1986	F1	Waco	W	62-58
1987	J28	College Station	L	70-71
1987	F28	Waco	L	48-51
1987	M8	Dallas, TX	W	71-46
1988	J13	Waco	W	58-57
1988	F13	College Station (2 OT)	L	73-74
1989	J14	College Station	W	62-53
1989	F15	Waco	W	76-65
1990	J3	Waco	W	76-69
1990	F3	College Station	L	77-85
1991	J19	College Station	L	85-90
1991	F20	Waco (OT)	W	66-61

1992	F19	Waco	W	63-61
1992	M2	College Station	L	86-96
1993	J30	College Station	W	80-71
1993	F13	Waco	L	82-90
1994	F2	Waco	W	90-74
1994	M1	College Station (2 OT)	L	92-95
1995	F4	College Station	W	80-70
1995	M4	Waco	W	87-78
1996	J10	Waco	L	67-74
1996	F5	College Station	W	67-64
1997	J8	Waco	L	66-69
1997	F22	College Station	W	62-57
1998	J7	Waco	L	64-73
1998	F28	College Station	W	80-75
1998	M8	Kansas City, MO	L	63-66
1999	J23	Waco	W	57-56
1999	F6	College Station	W	69-58
2000	F2	College Station	L	75-81
2000	F16	Waco	L	54-63
2001	F6	College Station	W	73-69
2001	M3	Waco	L	59-85
2002	J19	College Station	W	63-60
2002	F3	Waco	L	45-97
2003	F4	Waco	L	69-77
2003	M5	College Station	W	79-60
2004	F7	Waco	L	64-72
2004	F25	College Station (OT)	L	61-67
2005	J29	College Station	W	74-62
2005	M5	Waco	W	84-76
2006	J28	College Station	W	72-70
2006	F18	Waco	W	64-60
2007	J9	8 /—	W	61-51
2007	F24	8 /—	W	97-87
2008	J23	16/25	L	110-116
2008	M5	Waco	W	71-57
2009	J14	—/21	W	84-73
2009	F14	Waco	L	68-72
2010	F6	—/20	W	78-71
2010	F24	22/24	L	66-70
2011	F5	16/—	L	74-76
2011	F26	17/—	L	51-58
2012	J2	—/4	L	52-61
2012	F1	—/6	L	60-63
2014	D9	Waco	L	63-77
2015	D19	16/—	W	80-61

BETHUNE-COOKMAN				A&M LEADS, 2-0
1996	J4	College Station	W	69-50
1997	N29	College Station	W	97-53

BIRMINGHAM SOUTHERN				BSC LEADS, 1-0
2000	N26	College Station	L	54-74

BOISE STATE				BSU LEADS, 1-0
2022	D3	Fort Worth (Dickies Arena)	L	71-86

BOSTON COLLEGE				BC LEADS, 1-0
2010	N25	Lake Buena Vista, FL	L	65-67

BOSTON UNIVERSITY				BU LEADS, 1-0
1986	D19	Lexington, KY	L	63-65

BOWLING GREEN				SERIES TIED, 1-1
1965	D30	Oklahoma City	L	72-85
1976	D29	Portland, OR	W	89-81

BRADLEY				BU LEADS, 2-1
1941-42	—	—	L	41-53
1946-47	—	Peoria, IL	L	63-91
1980	M7	Denton, TX (NCAA)	W	55-53

BROWN				A&M LEADS, 1-0
1993	J5	College Station	W	92-52

BUCKNELL				A&M LEADS, 1-0
1993	N28	College Station	W	73-69

BUFFALO				A&M LEADS, 2-0	
2013	N8		College Station	W	82-58
2018	D21	8/—	College Station	W	89-73

BUTLER				A&M LEADS, 1-0
2021	N23	Las Vegas	W	57-50

BYU				A&M LEADS, 2-1	
1972	D27	—/14	Oklahoma City	L	81-83
2008	M20	—/23	Anaheim, CA (NCAA)	W	67-62
2009	M19		Philadelphia (NCAA)	W	79-66

CALIFORNIA				CAL LEADS, 1-0
1949-50	—	San Francisco	L	48-59

CAL STATE NORTHRIDGE (CSUN)				A&M LEADS, 1-0
2016	N24	Fullerton, Calif	W	95-73

CAL POLY				A&M LEADS, 1-0	
2015	D29	20/—	College Station	W	82-63

CANISIUS				A&M LEADS, 1-0
1950-51	—	Buffalo	W	45-44

CENTENARY				A&M LEADS, 22-7
1925-26	—	—	W	21-17
1925-26	—	—	W	31-26
1926-27	—	—	W	39-20
1926-27	—	—	W	46-26
1929-30	—	—	W	26-24
1929-30	—	—	L	17-30
1930-31	—	—	W	31-17
1930-31	—	—	W	35-26
1931-32	—	—	W	38-26
1931-32	—	—	L	26-43
1933-34	—	—	W	44-26
1933-34	—	—	W	41-29
1941-42	—	—	W	52-27
1956	D1	Shreveport	L	59-67
1958	D13	Shreveport	W	68-57
1959	D1	College Station	W	95-38
1960	D9	College Station	W	77-54
1961	D1	Shreveport	W	58-56
1962	D1	College Station	W	91-74
1968	J29	Shreveport	L	93-99
1968	D5	College Station	W	72-65
1988	N25	Shreveport	L	77-80
1989	D5	College Station	L	82-89
1991	J14	College Station	W	103-82
1998	N23	College Station	W	76-67
2000	J5	College Station	L	60-63
2001	J4	College Station	W	77-67
2002	J3	Shreveport	L	63-73
2003	J2	College Station	W	90-66

CENTRAL ARKANSAS				A&M LEADS, 1-0
2021	D29	College Station	W	85-59

CENTRAL MICHIGAN				A&M LEADS, 1-0
1988	D21	Las Vegas	W	73-57



CLUTCH CARTER

Powered by Josh Carter's 26 points, including six 3-pointers, the Aggies took down the No. 23-ranked BYU Cougars, 67-62, in a first-round 8/9 matchup in the 2008 NCAA Tournament in Anaheim, Calif.

CHAMINADE				A&M LEADS, 1-0
1994	N23	Lahaina, HI	W	73-52

CHARLOTTE				A&M LEADS, 2-0	
1971	J9		Charlotte	W	66-62
1980	D12	12/—	Charlotte	W	75-64

CHICAGO STATE				A&M LEADS, 1-0
2004	D19	College Station	W	90-70

CINCINNATI				UC LEADS, 1-0	
1975	M15	—/17	Lubbock (NCAA)	L	79-87

CLEMSON				TIED, 3-3	
1969	D23	El Paso	W	78-63	
1982	N26	Anchorage (2 OT)	L	79-82	
1995	J7	—/18	Clemson	L	41-66
1996	D22	—/8	College Station	L	64-76
2005	M16	College Station (NIT)	W	82-74	
2009	N26	—/19	Anaheim, CA	W	69-60

COLLEGE OF CHARLESTON				A&M LEADS, 1-0
2014	N21	San Juan	W	59-50

COLORADO				CU, 10-9	
1969	M15	—/18	Manhattan, KS (NCAA)	L	82-97
1997	F8	—/15	Boulder	L	64-77
1998	J28		College Station	L	67-68
1999	F17		Boulder	L	61-71
2000	F12		College Station	W	74-69
2000	M9		Kansas City	L	53-79
2001	J13		Boulder	L	58-88
2002	F26		College Station	L	77-92
2003	F15		Boulder	L	83-98
2004	F28		College Station	L	70-76
2005	F19		Boulder	W	92-77
2006	F8	—/25	College Station	W	61-58
2006	M10		Dallas	W	86-53
2007	J13	8 /—	Boulder	W	87-69
2008	J12	10/—	College Station	W	86-69
2009	M4		Boulder	W	72-66
2010	J23		College Station	W	67-63
2011	F9	22/—	Boulder (OT)	W	73-70
2022	N18		Conway, S.C (HTC Center)	L	75-103

COLORADO STATE			SERIES TIED, 2-2	
1952	D22	College Station	L	52-65
1969	D16	College Station	W	63-54
1996	N26	Fort Collins	W	59-58
1997	D10	College Station (OT)	L	82-86

COLUMBIA			A&M LEADS, 1-0	
1995	D2	Milwaukee	W	65-49

CONNECTICUT			UCONN LEADS, 2-1	
1982	D29	Hartford, CT	L	63-69
1989	N24	Anchorage	W	92-81
2009	M21	—/5 Philadelphia (NCAA)	L	66-92

CREIGHTON			CU LEADS, 1-0
1971	D23	Albuquerque	L 77-100

DALLAS CHRISTIAN			A&M LEADS, 1-0	
2021	D27	College Station	W	102-52

DALLAS UNIV				A&M LEADS, 3-0
1914-15	—	—	W	30-7
1914-15	—	—	W	40-10
1915-16	—	—	W	24-14

DANIEL BAKER				A&M LEADS, 2-0
1916-17	—	—	W	37-5
1916-17	—	—	W	36-0

DARTMOUTH			DART LEADS, 1-0	
1989	D17	Bangor, ME	L	51-64

DAVIDSON				A&M LEADS, 1-0	
1980	D13	12/—	Charlotte, NC	W	76-62

DAYTON			UD LEADS, 2-0	
1999	D21	Dayton	L	68-81
2014	N20	San Juan	L	53-55

DECATUR COLLEGE				A&M LEADS, 3-0
1914-15	—	—	W	34-30
1914-15	—	—	W	41-26
1915-16	—	—	W	57-17

DELAWARE STATE				A&M LEADS, 1-0	
1991	D21	Lincoln, NE		W	69-67
DENVER				A&M LEADS, 2-0	
1974	J5	Houston		W	99-84
2016	D7	College Station		W	80-58
DePAUL				A&M LEADS, 3-0	
2005	M19	Rosemont (NIT)		W	75-72
2022	N25	Chicago		W	82-66
2023	D6	21/—	College Station	W	89-64
DETROIT				A&M LEADS, 2-0	
2000	D30	Honolulu(OT)		W	81-72
2007	D19	11/—	College Station	W	79-39
DRAKE				SERIES TIED, 2-2	
1969	M13	—/11	Manhattan, KS (NCAA)	L	63-81
1984	D15		Des Moines	W	66-49
1987	J3		Des Moines	L	58-66
1988	N26		Shreveport, LA	W	69-63
DRURY				DRURY LEADS, 1-0	
1938-39		—		L	21-47
DUKE				DUKE LEADS, 1-0	
1987	M12	—/17	Indianapolis (NCAA)	L	51-58



DIARRA DAGGER

Hassan Diarra's 3-pointer from the top of the key with 0.4 seconds left in overtime gave Texas A&M an 83-80 win over Florida in the second round of the 2022 SEC Tournament in Orlando, Fla.

DUQUESNE				DUQ LEADS, 2-0	
1950-51		Pittsburgh		L	36-73
1968	D26	—/15	Oklahoma City	L	71-93
EASTERN KENTUCKY				A&M LEADS, 1-0	
1960	D29		Lubbock	W	76-57
EASTERN NEW MEXICO				A&M LEADS, 1-0	
1952	D14		College Station	W	68-48
FAIRFIELD				SERIES TIED, 1-1	
1974	D29	Richmond, VA		W	62-57
2019	D1	Lake Buena Vista, FL		L	62-67
FLORIDA				UF LEADS, 10-9	
1992	J2		Gainesville	L	46-73
1992	D22		College Station	W	57-54
2011	D17	22/13	Sunrise, FL	L	64-84
2013	J17	-/9	College Station	L	47-68
2014	F1	-/3	Gainesville	L	36-69
2015	F14		College Station	W	63-62
2015	M3		Gainesville	L	62-66
2016	J12	15/—	College Station	W	71-68
2016	M11	17/—	Nashville (Bridgestone)	W	72-66
2017	F11		Gainesville	L	62-71
2018	J2	11/—	College Station	L	66-83
2019	J22		Gainesville	L	72-81
2020	F12		College Station	L	61-78
2022	F15		College Station	W	56-55
2022	M10		Tampa, FL (OT) (Amalie)	W	83-80
2023	J4		Gainesville	W	66-63
2023	J18		College Station	W	54-52
2024	F3		College Station	W	67-66
2024	M16		Nashville (Bridgestone)	L	90-95

FLORIDA A&M				A&M LEADS, 2-0	
2007	D29	11/—	College Station	W	83-54
2008	D15		College Station	W	67-57

FLORIDA ATLANTIC				FAU LEADS, 1-0	
2023	N24	12/19	Orlando, Fla.	L	89-96

FLORIDA GULF COAST				A&M LEADS, 1-0	
2015	D2	18/—	College Station	W	75-65

FIU				A&M LEADS, 1-0	
1989	D21		Miami	W	114-90

FLORIDA STATE				FSU LEADS, 3-1	
1956	D13		Tallahassee	W	83-74
1974	J4		Houston	L	79-99
1977	D16		Birmingham	L	77-100
2011	M18	20/—	Chicago (NCAA)	L	50-57

FORDHAM				A&M LEADS, 1-0	
2006	D12	13/—	College Station	W	84-61

FURMAN				SERIES TIED, 1-1	
1969	D29		Greenville, SC	W	68-66
1970	D29		Greenville, SC	L	83-103

GEORGE WASHINGTON				GW LEADS, 3-2	
1972	J7		Washington, DC	W	72-64
1972	D11		College Station	L	72-79
1973	D21		Huntington, WV	L	65-91
2000	N18		Washington, DC	L	74-94
2001	N19		College Station	W	87-63

GEORGIA				A&M LEADS, 9-5	
2013	J26		College Station	L	52-59
2013	F9		Athens	L	46-52
2014	F8		Athens	L	50-62
2015	F11		College Station	L	53-62
2016	J16	15/—	Athens	W	79-45
2017	J21		Athens	W	63-62
2018	F28		Athens	W	61-60
2019	F12		College Station	W	73-56
2020	F1		Athens	L	48-63
2020	F15		College Station	W	74-69
2022	J4		Athens	W	81-79
2022	F22		College Station	W	91-77
2023	F4		College Station	W	82-57
2024	M2		Athens	W	70-56

GEORGIA SOUTHERN				A&M LEADS, 2-0	
1996	J6		Statesboro, GA	W	67-63
1996	D10		College Station	W	83-38

GEORGIA TECH				GT LEADS, 2-0	
1956	D15		Atlanta	L	69-76
1985	D20	—/7	Jacksonville, FL	L	58-83

GONZAGA				GONZAGA LEADS, 2-1	
2015	N26	25/10	Paradise Island, Bahamas	W	62-61
2018	N15	—/3	Spokane	L	71-94
2019	N15	—/8	College Station	L	49-79

GRAMBLING STATE				A&M LEADS, 4-0	
2004	D22		College Station	W	97-66
2003	D21		College Station (2OT)	W	103-101
2005	D10		College Station	W	101-71
2006	D28	11/—	College Station	W	101-27

HARTFORD				A&M LEADS, 2-0	
1986	D30		Hartford, CT	W	79-66
2015	J3		College Station	W	58-49

HARVARD				HARVARD LEADS, 1-0	
2019	N28		Lake Buena Vista, FL	L	51-62

HAWAII				SERIES TIED, 1-1	
1987	D28		Honolulu (OT)	W	80-78
1989	N27		Anchorage	L	71-75

HOLY CROSS				A&M LEADS, 2-0	
1989	D20		Miami, FL	W	96-93
1994	D30		College Station	W	96-82

HOUSTON				UH LEADS, 53-34	
1946-47			Houston	L	41-60
1950-51			Houston	L	45-52
1950-51			College Station	W	55-46
1951	D8		College Station	L	29-38
1952	J25		Houston	L	44-52
1952	D10		College Station	W	65-59
1953	F21		Houston	L	44-48
1953	D8		Houston	L	56-62
1954	F24		College Station	L	51-52
1954	D2		College Station	L	63-85
1955	J15		Houston	L	66-107
1955	D14		College Station	L	44-78
1956	F4		Houston	L	74-105
1958	F4		College Station	W	92-74
1958	D5		College Station	W	57-45
1959	J24		Houston	W	71-64
1959	D7		College Station	W	67-49

1959	D17		Houston	W	64-62
1960	D6		College Station	W	66-61
1961	J19		Houston	L	85-89
1961	D5		College Station	W	64-49
1962	J30		Houston	L	69-73
1962	D15		College Station	W	69-67
1963	J30		Houston	L	57-58
1963	D5		College Station	W	61-58
1964	J28		Houston	L	65-73
1964	D14		College Station	W	74-67
1964	D17		Houston (Rice Gym)	L	49-59
1965	J30		Houston	L	74-79
1965	D9		College Station	W	93-88
1965	D16		Houston (Rice Gym)	L	85-90
1966	J29		Houston	L	85-97
1969	J28		Houston	L	71-85
1973	J6		Houston	L	85-114
1975	J4		Houston	L	72-92
1976	J20		College Station	W	74-67
1976	F17		Houston	W	94-80
1977	J22		College Station	L	71-78
1977	F19		Houston	L	83-116
1977	M3		Houston (The Summit)	L	77-96
1978	J12		College Station	L	73-80
1978	F4		Houston	L	89-94
1979	J10	11/—	Houston	W	69-43
1979	F3	16/—	College Station	W	66-58
1980	J28		College Station	W	92-79
1980	F22		Houston	W	82-72
1981	J28		Houston	L	71-76
1981	F28		College Station	W	78-77
1982	F1		College Station	W	95-77
1982	F27		Houston	L	93-96
1982	M5		Dallas	L	76-89
1983	J4	—/19	Houston	L	61-84
1983	F5	—/8	College Station	L	66-86
1984	J14	—/7	College Station	L	64-70
1984	F2	—/6	Houston	L	65-87
1985	J27		College Station	W	71-69
1985	F27		Houston	W	81-77
1986	J22		Houston	L	69-76
1986	F22		College Station	W	82-75
1987	J19		College Station	W	57-45
1987	F18		Houston	L	46-67
1988	J24		Houston	L	63-67
1988	F24		College Station	L	70-73
1989	J25		College Station	L	67-71
1989	F25		Houston	L	82-86
1989	M10		Dallas, TX	W	82-70
1990	J27		Houston	L	90-108
1990	F28		College Station	L	81-100
1991	J29		College Station	L	64-77
1991	M2		Houston	L	68-71
1992	J29		College Station	L	65-69
1992	F29		Houston	L	69-79
1993	J16		College Station	L	69-81
1993	F17		Houston	L	51-78
1993	M12		Dallas, TX	L	68-84
1994	J19		Houston	W	67-60
1994	F16		College Station	W	93-87
1995	J21		College Station	W	73-68
1995	F18		Houston	L	80-86
1996	J24		Houston (OT)	L	67-78
1996	F21		College Station	L	75-79
2003	D27		Houston (OT)	L	61-70
2004	D29		College Station	W	93-80
2012	D1		Houston	W	70-58
2013	D4		College Station	W	74-57
2023	D16	—/4	Houston (Toyota Center)	L	66-70
2024	M24	—/2	Memphis (NCAA) (OT)	L	95-100

HOUSTON CHRISTIAN			A&M LEADS, 11-0	
1973	N30	College Station	W	85-72
1974	D3	College Station	W	84-77
1975	D6	College Station	W	127-80
1976	J3	Houston	W	99-74
1976	D10	Lafayette, LA	W	87-72
1977	D3	College Station	W	77-50
1987	N30	Houston	W	69-65
1988	D7	College Station	W	79-67
2013	J3	College Station	W	67-59
2021	N17	College Station	W	73-39
2023	D22	College Station	W	79-52

HOWARD PAYNE			A&M LEADS, 2-0	
1913-14	—		W	n/a
1913-14	—		W	n/a

IDAHO STATE			A&M LEADS, 2-0	
1989	D2	San Marcos, TX	W	84-69
2006	N25	College Station	W	74-44

ILLINOIS			ILLINOIS LEADS, 3-0	
1978	D23	17/15 Lexington, KY	L	57-71
1981	D12	Champaign, IL	L	63-76
1982	N27	Anchorage	L	70-72

ILLINOIS STATE			ISU LEADS, 2-0	
1984	D21	Stockton, CA (OT)	L	66-74
2014	M24	Normal, IL	L	55-62

ILLINOIS-CHICAGO			A&M LEADS, 2-1	
1996	J2	Chicago	W	79-62
1997	D1	College Station	W	61-54
2002	D20	Las Vegas	L	82-86

INDIANA			IU LEADS, 3-1	
1974	D14	—/3 Indianapolis	L	55-90
1978	N25	—/10 Anchorage	W	54-49
1983	D16	Bloomington	L	48-73
1989	D28	—/10 Bloomington	L	66-94

IONA			A&M LEADS, 2-1	
1979	N30	Anchorage	L	52-78
1986	D20	Lexington, KY	W	67-60
1987	D21	San Francisco (OT)	W	78-73

IOWA STATE			A&M LEADS, 12-9	
1997	F1	—/11 College Station	L	57-71
1998	J17	Ames	L	59-68
1999	J16	College Station	L	43-64
2000	J26	Ames	L	58-65
2001	J28	—/17 College Station	L	53-72
2002	J29	Ames	W	52-50
2003	F19	College Station	W	66-54
2003	M13	Dallas	L	70-97
2004	J28	Ames	L	82-91
2005	F22	College Station	W	75-59
2006	J21	Ames (OT)	W	86-81
2007	J31	8 /— College Station	W	73-49
2008	F5	18/— Ames	W	69-51
2008	M13	Kansas City	W	60-47
2009	F28	College Station	W	87-69
2010	F20	23/— Ames	W	60-56
2011	F16	17/— College Station	W	71-66
2012	J7	College Station	L	50-74
2012	F11	Ames	L	46-69
2016	F16	5/14 College Station	W	72-62
2023	N25	12/— Orlando, Fla.	W	73-69

JACKSON STATE			A&M LEADS, 1-0	
2008	N21	College Station	W	96-78

JACKSONVILLE			A&M LEADS, 2-0	
1935-36	—		W	24-23
2006	D16	13/— College Station	W	97-58

JAMES MADISON			A&M LEADS, 1-0	
1980	D19	13/— Blacksburg, VA	W	51-47

KANSAS			KU LEADS, 21-1	
1967	D16	—/4 Lawrence	L	52-78
1997	J22	—/1 Lawrence	L	60-89
1998	J14	—/3 College Station	L	65-83
1999	J2	—/14 Lawrence	L	57-95
2000	J17	—/7 College Station	L	57-78
2001	J20	—/5 Lawrence	L	70-100
2002	J26	—/2 College Station	L	74-86
2003	F26	—/7 Lawrence	L	45-85
2004	J17	—/12 College Station	L	65-71
2005	J5	—/2 Lawrence	L	60-65
2006	J25	College Station	L	73-83
2007	F3	8 /6 Lawrence	W	69-66
2008	M8	—/5 College Station	L	55-72
2008	M15	—/5 Kansas City	L	71-77
2009	J19	Lawrence	L	53-73
2010	F15	23/1 College Station	L	54-59
2010	M12	23/1 Kansas City	L	66-79
2011	M2	22/2 Lawrence	L	51-64
2012	J23	—/5 Lawrence	L	54-64
2012	F22	—/4 College Station	L	58-66
2012	M8	—/3 Kansas City	L	66-83
2018	J27	—/5 Lawrence	L	68-79

KANSAS STATE			KSU LEADS, 18-10	
1960	D3	—/20 Manhattan	L	64-69
1967	D15	Lawrence	L	77-82
1990	D28	Kansas City	L	49-81
1993	D1	Manhattan	L	54-63
1997	J25	College Station	W	76-67
1998	F25	Manhattan	L	80-95
1999	F10	College Station	W	79-74
1999	M4	Kansas City	L	76-87
2000	F23	Manhattan	L	76-81
2001	J6	College Station	L	48-53
2002	F12	Manhattan	L	38-69
2003	J25	College Station	W	79-66
2004	J21	Manhattan	L	61-70
2005	J22	College Station	W	65-51
2005	M10	Kansas City	L	62-68
2006	J18	Manhattan	L	54-58
2007	J6	11/— College Station	W	69-65
2008	J18	9 /— Manhattan	L	54-75
2008	M14	Kansas City	W	63-60
2009	F7	College Station	L	60-65
2010	J12	—/12 Manhattan	L	65-88
2011	J22	10/24 College Station	W	64-56
2012	F4	Manhattan	L	53-64
2012	F28	College Station	L	70-76
2014	D20	Kansas City	L	64-71
2015	D12	College Station	W	78-68
2019	J26	College Station	W	65-53
2021	J30	Manhattan	W	68-61

KANSAS WESLEYAN			KW LEADS, 1-0	
1939-40	—		L	44-46

KENT STATE			KSU LEADS, 2-1	
1969	D12	Houston	L	66-68
1990	N23	Cincinnati	L	67-79
2008	N29	South Padre Island, TX	W	77-71

KENTUCKY			UK LEADS, 13-6	
1941-42	—		L	29-49
1946-47	—	Lexington	L	18-84
1978	D22	17/11 Lexington	W	73-69
2013	J12	Lexington	W	83-71
2013	F2	College Station (OT)	L	68-72
2014	J21	—/14 Lexington	L	51-68
2015	J10	—/1 College Station (20T)	L	64-70
2016	F20	—/14 College Station (OT)	W	79-77
2016	M13	17/16 Nashville (Bridgestone) (OT)	L	77-82
2017	J3	—/6 Lexington	L	58-100
2017	M4	—/9 College Station	L	63-71
2018	J9	—/21 Lexington	L	73-74
2018	F10	—/24 College Station	W	85-74
2019	J8	—/18 Lexington	L	74-85
2020	F25	—/8 College Station	L	60-69
2022	J19	—/12 College Station	L	58-64
2023	J21	Lexington	L	67-76
2024	J13	—/6 College Station (OT)	W	97-92
2024	M15	—/9 Nashville (Bridgestone)	W	97-87

LA SALLE			SERIES TIED, 2-2	
1975	D19	Lawrence, KS	L	57-59
1979	D14	Provo, UT	L	67-73
1982	D10	Huntington, WV	W	82-74
1999	D30	Santa Clara, CA	W	70-69

LAFAYETTE			A&M LEADS, 1-0	
1982	D28	Hartford, CT	W	78-66

LAMAR			A&M LEADS, 8-7	
1953	D1	Beaumont	L	68-88
1961	D16	College Station	W	55-51
1962	D4	Beaumont	L	74-81
1968	D9	College Station	L	87-98
1971	J15	College Station	W	87-82
1979	D1	Anchorage	L	60-61
1982	M10	College Station (NIT)	W	60-58
1985	D5	Houston	L	59-68
1988	D2	College Station	W	76-72
1988	D19	Beaumont	L	67-74
1998	D6	College Station	W	77-69
1999	D18	Beaumont (OT)	L	69-76
2000	D5	College Station	W	83-60
2001	N24	Beaumont	W	77-74
2006	N17	12/— College Station	W	94-60

LEHIGH			A&M LEADS, 1-0	
1986	D29	Hartford, CT	W	80-60

LIBERTY			A&M LEADS, 1-0	
2011	N9	19/— College Station	W	81-59

LONG BEACH STATE			SERIES TIED, 1-1	
2000	D22	Long Beach	L	76-83
2001	N30	College Station	W	71-56

LONG ISLAND			A&M LEADS, 2-1	
1949-50	—	New York City	L	52-66
1989	D16	Bangor, ME	W	99-96
2004	J6	College Station	W	89-63



BANK WAS OPEN

Tyler Davis' putback at the buzzer gave the Aggies a 79-77 overtime victory over No. 14 Kentucky at Reed Arena during the Maroon & White's 2016 run to the SEC regular season crown.

LOUISIANA TECH			A&M LEADS, 4-3	
1966	D1	College Station	L	50-53
1967	D1	Ruston	W	84-77
1968	D12	College Station	W	102-83
1970	J24	Ruston	L	84-100
2006	N18	12/— College Station	W	75-59
2012	N9	College Station	W	71-59
2015	M23	College Station	L	72-84

LOUISIANA-LAFAYETTE			A&M LEADS, 3-2	
1945-46	—	Lafayette	W	40-32
1976	D11	Lafayette	L	72-81
1977	D1	College Station	W	81-79
1994	D5	College Station	W	76-69
1995	D18	Lafayette	L	69-74

LOUISIANA-MONROE			A&M LEADS, 6-1	
2001	D22	Las Vegas	L	61-76
2002	D22	College Station	W	107-66
2004	J3	Monroe	W	75-67
2004	D15	College Station	W	78-36
2011	D10	22/— College Station	W	67-54
2019	N11	College Station	W	63-57
2022	N7	College Station	W	87-54

LOUISVILLE		UL LEADS, 2-1	
1975	D27 —/11	Louisville	L 88-102
1980	M14 —/2	Houston (NCAA) (OT)	L 55-66
2007	M17 9 /16	Lexington, Ky. (NCAA)	W 72-69

LOYOLA (CHICAGO)		A&M LEADS, 3-0	
1979	D28	Minneapolis	W 70-69
1989	D27	Indianapolis	W 64-61
2022	N20	Conway, S.C (HTC Center)	W 67-51

LOYOLA (NEW ORLEANS)		LOY LEADS, 1-0	
1956	D10	New Orleans	L 68-71

LOYOLA MARYMOUNT		A&M LEADS, 2-1	
1993	D30	Los Angeles	W 81-79
1995	J4	College Station	W 78-65
2001	D2	College Station	L 78-80

LSU		LSU LEADS, 29-21	
1916-17	—	L	15-24
1916-17	—	L	14-30
1920-21	—	L	30-31
1920-21	—	L	28-30
1920-21	—	L	16-24
1920-21	—	W	49-19
1941-42	—	W	56-43
1945-46	Baton Rouge	L	50-51
1947-48	College Station	W	45-44
1948-49	Baton Rouge	L	55-58
1953	D14 —/10	Baton Rouge	L 56-77
1954	D13	Baton Rouge	L 61-73
1955	J20	College Station	W 58-47
1955	D10	College Station	W 73-59
1962	D21	Houston	W 67-61
1971	D28	Houston	W 73-68
1981	F22 —/2	Baton Rouge	L 57-67
1981	D7	College Station	W 68-63
1982	D8	Baton Rouge	L 70-88
1983	D3 —/12	Houston	L 65-75
2002	N30	Houston	W 79-77
2006	M18 —/18	Jacksonville, FL (NCAA)	L 57-58
2006	D5 6 /9	Baton Rouge	L 52-64
2008	J5 10/—	College Station	W 79-53
2008	D20	Houston	W 72-61
2013	J23	Baton Rouge	L 54-58
2013	M6	College Station	L 57-68
2014	F12	College Station	W 83-73
2014	F26	Baton Rouge	L 49-68
2015	J17	Baton Rouge	W 67-64
2015	F17	College Station	W 68-62
2016	J19 10/—	College Station	W 71-57
2016	F13 15/—	Baton Rouge	L 71-76
2016	M12 17/—	Nashville (Bridgestone)	W 71-38
2017	J11	College Station	W 92-62
2017	F4	Baton Rouge	W 85-73
2018	J6 11/—	College Station	L 68-69
2018	J23	Baton Rouge	L 65-77
2019	J30 —/19	College Station	L 57-72
2019	F26 —/13	Baton Rouge	L 55-66
2020	J14	College Station (OT)	L 85-89
2020	F29	Baton Rouge	L 50-64
2020	D29	Baton Rouge	L 54-77
2021	J26	College Station	L 66-78
2022	J26 —/19	Baton Rouge	L 64-70
2022	F8	College Station	L 68-76
2023	J7	College Station	W 69-56
2023	J11	Baton Rouge	W 74-62
2024	J6	College Station	L 53-68
2024	J20	Baton Rouge	W 73-69

MAINE		A&M LEADS, 1-0	
1980	N28 15/—	Orono, ME	W 66-57

MANHATTAN		A&M LEADS, 2-1	
1951	D13	New York City	L 42-44
2000	D29	Honolulu	W 72-64
2010	N26	Lake Buena Vista, FL	W 74-45

MARQUETTE		TIED, 1-1	
1982	D4 —/17	Milwaukee	L 58-73
1985	J9	Houston	W 77-69

MARSHALL		MU LEADS, 3-1	
1951	D11	Huntington	L 40-46
1982	D11	Huntington (OT)	L 58-60
1989	D7	College Station	L 66-69
2018	D22	College Station	W 92-68

MARYLAND-BALTIMORE CO.		A&M LEADS, 1-0	
1995	N28	College Station	W 75-47

MARYLAND-EASTERN SHORE		A&M LEADS, 1-0	
1997	D21	College Station	W 105-60

McNEESE STATE		A&M LEADS, 5-1	
1994	D19	College Station	W 97-68
1995	D20	Lake Charles	L 68-83
2007	N9 14/—	College Station	W 73-50
2009	J3	College Station	W 57-52
2010	D31 18/—	College Station	W 66-57
2013	D14	College Station	W 73-60

MEMPHIS		MEM LEADS, 7-4	
1955	D5	Memphis	L 71-84
1957	D9 —/20	Memphis	W 71-68
1961	D11	Memphis	L 60-62
1962	D8	College Station	W 78-67
1964	D1	Memphis	L 73-83
1964	D10	College Station	W 81-71
1965	D13	College Station	W 93-84
1966	D5	Memphis	L 56-66
2007	M22 9/5	San Antonio (NCAA)	L 64-65
2022	D17	Memphis	L 79-83
2023	D10 21/—	College Station	L 75-81

MERCER		A&M LEADS, 2-0	
1990	D1	Huntington, WV	W 72-65
2014	D30	College Station	W 65-50

MIAMI (FL)		UM LEADS, 3-0	
1956	D19	Miami	L 80-86
2001	D8	College Station	L 55-64
2002	N26	Miami	L 72-78

MIAMI (OHIO)		SERIES TIED, 1-1	
1977	D27	Oklahoma City	L 68-79
1981	D28	Las Vegas	W 73-53

MICHIGAN		MICH LEADS, 2-0	
1962	D22	Houston	L 79-82
2018	M22 —/7	Los Angeles (NCAA)	L 72-99

MICHIGAN STATE		MSU LEADS, 2-0	
1971	D27	Houston	L 65-67
1989	N25	Anchorage	L 75-87

MIDWESTERN STATE		A&M LEADS, 2-0	
1959	D11	College Station	W 70-43
1969	D8	College Station	W 109-80

MINNESOTA		MINN LEADS, 2-1	
1979	D29	Minneapolis	L 63-69
2009	N29 —/16	Anaheim, CA	W 66-65
2018	N18	Vancouver, British Columbia	L 64-69

MISSISSIPPI (OLE MISS)		A&M LEADS, 12-5	
1972	D30	Oklahoma City	W 100-83
2013	F13	College Station	W 69-67
2013	F27	Oxford	L 73-82
2014	M1	College Station	W 71-60
2015	F4	Oxford	L 59-69
2016	F16	College Station	W 71-56
2017	J25	Oxford	W 80-76
2018	J16	College Station	W 71-69
2019	F6	Oxford	L 71-75
2020	J7	College Station	W 57-47
2021	J23	Oxford	L 50-61
2022	J11	College Station	W 67-51
2022	F26	Oxford	W 76-66
2023	F28	Oxford	W 69-61
2024	J27	College Station	L 68-71
2024	M9	Oxford	W 86-60
2024	M14	Nashville (Bridgestone)	W 80-71

MISSISSIPPI STATE		A&M LEADS, 10-9	
1963	D20	Houston	W 58-54
1966	D7	Hattiesburg, MS	L 49-62
2011	N17 18/—	New York, NY	L 60-69
2013	J30	Starkville (OT)	W 55-49
2014	J18	Starkville (OT)	L 72-81
2014	F5	College Station	W 72-52
2015	J13	College Station	W 74-70
2016	J6 21/—	Starkville	W 61-60
2016	F24 21/—	College Station	W 68-66
2017	J14	Starkville	L 59-67
2018	F20	College Station	L 81-93
2019	M9	Starkville	L 81-92
2019	M14	Nashville (Bridgestone)	L 54-80
2020	F22	College Station	W 87-75
2021	J13	Starkville	W 56-55
2021	M3	College Station	L 57-63
2022	M5	College Station	W 67-64
2023	F25	Starkville	L 62-69
2024	M6	College Station	W 75-69

MISSISSIPPI VALLEY STATE		A&M LEADS, 3-0	
2002	D28	Santa Clara, CA	W 65-56
2005	N22	College Station	W 84-53
2013	N11	College Station	W 91-67

MISSOURI		A&M LEADS, 26-20	
1969	D22	El Paso	L 79-81
1991	N30	Columbia	L 47-77
1992	D5	College Station	L 55-81
1997	J28	College Station	W 61-57
1998	F14	Columbia	L 60-73
1999	J9	College Station	L 91-96
1900	J29	Columbia	L 62-93
2001	F17	College Station	L 90-97
2001	M8	Kansas City	L 62-77
2002	J16 —/18	Columbia	L 50-74
2003	F12 —/21	College Station	W 73-71
2004	J10	Columbia	L 77-82
2004	M11	Dallas	L 68-74
2005	F5	College Station	W 91-63



ALWAYS CLUTCH

Future Olympic gold medalist and NBA World Champion Khris Middleton poured in 28 points, including 11 in overtime, to power the No. 14 Aggies to a 91-89 win over the No. 15 Missouri Tigers at Reed Arena in 2011.

2006	F21	Columbia	W 54-51
2007	M3 6 /—	College Station	W 94-78
2008	F9 18/—	Columbia	W 77-69
2009	M7 —/12	College Station	W 96-86
2010	F3	Columbia	W 77-74
2011	J15 13/12	College Station (OT)	W 91-89
2011	M10 21/—	Kansas City (Sprint)	W 86-71
2012	J16 —/5	Columbia	L 51-70
2012	F18 —/3	College Station	L 62-71
2013	F7 —/20	College Station	W 70-68
2013	M14	Nashville (Bridgestone)	L 50-62
2014	M5	Columbia	L 56-57
2014	M13	Atlanta (2OT) (Georgia Dome)	L 83-91
2015	J21	College Station	W 62-50
2015	F7	Columbia	W 83-61
2016	J23 10/—	College Station	W 66-53
2016	F27 21/—	Columbia	W 84-69
2017	F8	College Station	W 76-73
2017	F28	Columbia	W 60-43
2018	J20	College Station	W 60-49
2018	F13 21/—	Columbia	L 58-62
2019	J19	College Station	L 43-66
2019	F9	Columbia	W 68-59
2020	J21	Columbia	W 66-64
2020	F4	College Station	W 68-51
2021	J16 —/17	College Station	L 52-68
2022	J15	Columbia	W 67-64
2022	F5	College Station	L 66-70
2023	J11	College Station	W 82-64
2023	F18 —/20	Columbia	W 69-60
2024	J23	College Station	W 63-57
2024	F7	Columbia	W 79-60

MISSOURI STATE		MSU LEADS, 2-0	
2001	D17	Springfield	L 65-76
2013	N29	Corpus Christi	L 67-73

MONTANA		A&M LEADS, 1-0	
2015	M17	College Station	W 81-64

MONTANA STATE		SERIES TIED, 1-1	
1993	D6	College Station (2 OT)	W 102-95
1994	D17	Bozeman	L 78-90

MONTANA STATE-BILLINGS		MSUB LEADS, 1-0	
1980	D30	11/—	Billings (OT) L 38-39

MOREHEAD STATE		A&M LEADS, 1-0	
1946-47		Morehead, KY (OT)	W 59-55

MORRIS BROWN		A&M LEADS, 1-0	
2000	N29	College Station	W 79-46

MURRAY STATE		MSU LEADS, 2-0	
1946-47		Murray, KY	L 46-49
2022	N17	Conway, S.C (HTC Center)	L 79-88

NAVY		A&M LEADS, 1-0	
1956	D27	Houston	W 76-75

NEBRASKA		NU LEADS, 12-9	
1969	D13	Houston	L 69-78
1986	D14	College Station	W 66-64
1987	D2	Lincoln	L 60-92
1991	D20	Lincoln	L 68-91
1997	J11	Lincoln	L 72-74
1998	F11	College Station	L 58-75
1999	F27	Lincoln	L 68-87
2000	M4	College Station (OT)	W 83-76
2001	F28	Lincoln	L 69-97
2002	F20	College Station	L 72-82
2003	J15	Lincoln	W 53-52
2004	F11	College Station	L 77-83
2005	J26	Lincoln	L 67-77
2006	F25	College Station	W 66-55
2007	F10	6 /—	Lincoln W 66-55
2008	F23	22/—	College Station L 59-65
2009	F24	Lincoln	W 57-55
2010	J9	College Station	W 64-53
2010	M11	23/—	Kansas City W 70-64
2011	J29	13/—	Lincoln L 48-57
2024	M21		Memphis (NCAA) W 98-83

NEVADA		TIED, 1-1	
1976	D18	Houston	L 56-72
1979	M12	Reno (NIT)	W 67-64

NEW MEXICO		UNM LEADS, 6-2	
1966	D29	—/5	Albuquerque L 54-85
1971	D22		Albuquerque L 73-95
1979	M8		Albuquerque (NIT) W 79-68
1985	M12		Albuquerque (NIT) L 67-80
1991	D10		College Station L 72-94
1992	D3		Albuquerque L 69-71
2009	D12	16/—	Houston L 81-84
2014	N23		San Juan W 64-51

NEW ORLEANS		A&M LEADS, 3-2	
1992	D29	New Orleans	L 55-72
1994	M16	New Orleans (OT)	L 73-79

2014	N28	College Station	W 87-65
2020	N29	College Station	W 82-53
2021	N30	College Station	W 85-65

NEW YORK UNIV		NYU LEADS, 1-0	
1966	D30	Albuquerque	L 67-79

NIAGARA		NIA LEADS, 1-0	
1949-50		Lewiston, NY	L 50-53

NICHOLLS STATE		A&M LEADS, 1-0	
2011	J3	16/—	College Station W 66-55

NORTH CAROLINA		SERIES TIED, 2-2	
1980	M9	—/15	Denton, TX (NCAA) (2 OT) W 78-61
2000	D9	—/14	Houston L 60-82
2001	D30		Chapel Hill L 62-96
2018	M18	—/12	Charlotte (NCAA) W 86-65

NORTH CAROLINA A&T		A&M LEADS, 2-1	
1996	N23	College Station	W 68-62
1999	N27	College Station	L 77-94
2004	N19	College Station	W 89-56

NORTH CAROLINA STATE		NCST LEADS, 1-0	
1978	N24	Anchorage	L 65-81

NORTH DAKOTA		A&M LEADS, 2-0	
2009	J5	College Station	W 76-62
2010	J5	College Station	W 82-41

NORTH FLORIDA		A&M LEADS, 1-0	
2021	N10	College Station	W 64-46

NORTH TEXAS		A&M LEADS, 12-9	
1936-37		—	W 21-19
1936-37		—	W 27-13
1936-37		—	W 27-25
1938-39		—	L 23-41
1939-40		—	W 31-29
1946-47		College Station	L 49-59
1947-48		College Station	L 55-59
1949-50		College Station	W 74-33
1950-51		Denton	W 40-35
1951	D3	College Station	L 43-46
1966	D15	College Station	L 69-72
1967	D13	Denton	L 65-71
1979	D21	Las Vegas	W 97-56
1995	D6	College Station	W 68-50
1996	D5	Denton	L 78-84
1998	N13	College Station	W 80-59
1999	N29	Denton	L 88-91
2000	N20	College Station	W 77-74
2005	D6	College Station	W 72-70
2009	D7	16/—	College Station W 75-65
2013	D31		College Station L 41-61

NORTHERN ILLINOIS		SERIES TIED, 1-1	
1993	J2	College Station	W 85-73
1994	J5	DeKalb, IL	L 66-79

NORTHERN IOWA		SERIES TIED, 1-1	
1996	D28	El Paso	L 70-82
2016	M20	15/—	Oklahoma City (NCAA - 2OT) W 92-88

NORTHERN KENTUCKY		A&M LEADS, 1-0	
2017	D19	8/—	College Station W 64-58



MR. MIDWEST

In one of the most memorable games in school history, David Britton poured in 23 points to lead the Aggies to a 78-61 double-overtime win over North Carolina at the Super Pit in Denton, Texas in the second round of the 1980 NCAA Tournament. Britton was named to the All-Tournament Team at the NCAA Midwest Regional.

NORTHWESTERN		A&M LEADS, 3-2	
1969	D30	Greenville, SC (OT)	W 93-91
1973	D22	Huntington, WV	W 86-84
1974	D19	El Paso	W 67-55
1992	D17	Evanston	L 60-71
1993	D18	College Station	L 48-67

NORTHWESTERN STATE		A&M LEADS, 11-2	
1952	D12	College Station	L 53-58
1969	D4	College Station	L 71-73
1971	D4	College Station	W 91-75
1987	D7	College Station	W 63-61
2005	D31	College Station	W 73-61
2010	J2	College Station	W 89-63
2012	N26	College Station	W 78-65
2015	N14	College Station	W 109-68
2017	N11	College Station	W 72-44
2018	D3	College Station	W 80-59
2019	N6	College Station	W 77-63
2021	D21	College Station	W 80-61
2022	D27	College Station	W 64-52

NOTRE DAME		A&M LEADS, 1-0	
2021	N24	Las Vegas	W 73-67

OAKLAND		A&M LEADS, 2-1	
2002	D2	College Station	W 71-65
2003	D6	Rochester, MI	L 58-90
2004	D1	College Station	W 81-63

OHIO STATE		A&M LEADS, 3-1	
1947-48		Columbus	L 40-54
1957	D14	Columbus	W 72-69
2007	N23	15/—	New York City (Preseason NIT) W 70-47
2023	N10	15/—	Columbus W 73-66

OKLAHOMA		OU LEADS, 31-11	
1960	D16	Houston	L 56-69
1986	D2	—/7	Norman L 79-93
1987	N28	—/19	Norman L 80-104
1988	D29	—/6	Oklahoma City L 80-128
1990	N28	—/18	College Station L 65-81
1997	J5		College Station L 59-78
1997	F4		Norman (OT) L 59-62
1997	M6		Kansas City L 58-67
1998	J10		College Station L 66-76
1998	J31		Norman L 71-80
1999	F13		Norman L 75-102
1999	F24		College Station W 74-72
2000	J8	—/19	Norman L 53-78
2000	M1	—/20	College Station L 59-77
2001	J9	—/19	Norman L 65-78
2001	F3	—/21	College Station L 63-72
2002	J5	—/10	Norman L 63-89
2002	F9	—/4	College Station L 64-68
2003	J28	—/6	Norman L 68-75
2003	M1	—/3	College Station L 64-69
2004	F14		College Station L 72-78
2004	M3		Norman L 60-86
2005	J18	—/18	College Station L 54-70
2005	F2	—/14	Norman L 65-69
2006	J14	—/22	College Station L 44-45
2006	F1	—/18	Norman L 63-71
2007	J27	6 /—	College Station W 70-61
2007	F17	6 /—	Norman W 56-49
2008	F2	23/—	College Station W 60-52
2008	M1		Norman L 37-64
2009	J17	—/5	College Station L 63-69
2009	F4	—/2	Norman L 71-77
2010	J19		College Station W 65-62
2010	M6	23/—	Norman W 69-54
2011	J8	16/—	Norman W 69-51
2011	F23	17/—	College Station W 61-47
2012	J21		College Station (OT) W 81-75
2012	M3		Norman L 62-65
2012	M7		Kansas City W 62-53
2012	D15		Oklahoma City L 54-64
2013	D21		Houston L 52-64
2016	M24	15/—	Anaheim (NCAA) L 63-77

OKLAHOMA BAPTIST		A&M LEADS, 1-0	
1938-39		—	W 30-14

OKLAHOMA CHRISTIAN		A&M LEADS, 1-0	
1973	D28	Edinburg, TX	W 89-68

OKLAHOMA CITY UNIV		OCU LEADS, 6-5	
1940-41		—	W 21-19
1950-51			Oklahoma City L 39-44
1952	J7	—/15	Oklahoma City L 55-62
1952	F26		College Station W 46-42
1953	D9	—/19	College Station L 38-60
1955	F10		Oklahoma City L 34-55
1956	J30	—/16	Oklahoma City L 56-76
1961	D29		Oklahoma City W 71-69
1963	D19		Houston L 70-80
1977	D30		Oklahoma City W 84-79
1981	D11		Champaign, IL W 89-77

OKLAHOMA PANHANDLE STATE A&M LEADS, 1-0

1938-39 — W 37-11

OKLAHOMA STATE OSU LEADS, 32-18

1918	F5	College Station	W	15-8
1918	F6	College Station	W	21-19
1923	J15	College Station	W	35-17
1923	J21	Stillwater	W	24-17
1924	F29	Stillwater	W	48-32
1924	M1	Stillwater	L	24-37
1925	J23	College Station	L	15-24
1925	J24	College Station (2 OT)	L	17-19
1940	D26	Oklahoma City	L	30-38
1949	D7	Stillwater	L	34-55
1960	D15	Houston	L	58-60
1972	D6	Tulsa (OT)	W	67-64
1981	D18	El Paso	W	80-72
1988	D30	Oklahoma City	L	79-94
1994	D3	Tulsa	L	56-86
1997	F15	College Station	L	60-62
1997	F19	Stillwater	L	55-72
1998	J3	College Station	L	65-100
1998	J24	Stillwater	L	62-94
1999	J6	—/22 College Station	L	59-64
1999	J30	Stillwater	L	61-66
2000	J22	—/12 College Station	W	64-59
2000	F5	—/13 Stillwater	L	55-87
2001	J24	Stillwater	L	64-76
2001	F21	College Station	L	76-82
2002	F16	—/15 College Station	L	66-71
2002	M2	—/12 Stillwater	L	51-66
2003	J11	College Station	L	76-93
2003	M8	Stillwater	L	52-77
2004	F3	—/13 College Station	L	79-91
2004	M6	—/7 Stillwater	L	41-70
2005	F12	—/10 College Station	L	59-66
2005	M2	—/8 Stillwater	L	63-69
2006	J11	Stillwater	L	77-79
2006	F11	College Station	W	46-44
2007	J20	8 /12 College Station	W	67-49
2007	F21	8 /— Stillwater	W	66-46
2007	M9	7 /— Oklahoma City	L	56-57
2008	J26	16/— Stillwater	W	59-56
2008	F16	16/— College Station	L	54-59
2009	J10	Stillwater	L	61-72
2009	J31	College Station	W	76-64
2010	J27	Stillwater	L	69-76
2010	M3	23/— College Station	W	76-61
2011	J12	13/— College Station	W	71-48
2011	F19	17/— Stillwater	W	67-66
2012	J28	College Station	W	76-61
2012	F25	Stillwater	L	42-60
2017	N20	16/— Brooklyn	W	72-55
2020	J25	College Station	L	62-73

ORAL ROBERTS A&M LEADS, 9-4

1972	D23	—/16 Tulsa	L	99-117
1974	D7	College Station (OT)	L	83-84
1977	D10	Tulsa	W	79-73
1978	D4	College Station	W	85-79
1983	D10	Tulsa	L	66-84
1984	D5	College Station	W	71-70
1985	D14	Tulsa	W	81-75
1986	D8	College Station	W	63-56
1994	F9	College Station	W	79-66
1994	D2	Tulsa	W	60-58
1998	N28	Tulsa (OT)	L	86-89
2007	N13	15/— College Station	W	67-53
2023	N17	13/— College Station	W	74-66

MARCH MILESTONE

Buzz Williams was honored for the 300th victory of his career after the Aggies tallied a 75-60 win over Oregon in NIT second round action at Reed Arena in 2022. The Aggies and Ducks face off again in 2024 with a matchup at the Players Era Festival in Las Vegas.

OREGON SERIES TIED, 1-1

1970	D11	—/18 Houston	L	70-94
2022	M19	College Station (NIT)	W	75-60

OREGON STATE A&M LEADS, 4-2

1941-42	—	—	L	30-36
1976	D28	Portland, OR	L	58-80
2018	D15	Portland, OR	W	67-64
2019	D21	College Station	W	64-49
2021	D18	Corvallis	W	83-73
2022	D11	College Station	W	72-54

QUACHITA BAPTIST A&M LEADS, 1-0

2007	N17	15/— College Station	W	85-59
------	-----	----------------------	---	-------

PACIFIC A&M LEADS, 7-2

1961	J30	College Station	W	86-39
1968	D28	Oklahoma City	W	77-75
1979	D2	Anchorage	W	82-66
1984	D22	Stockton	W	79-62
1987	D18	Sacramento	L	77-78
1995	D30	Tucson	W	77-72
2006	J3	Stockton	L	56-63
2006	D2	8 /— College Station	W	74-62
2010	D4	College Station	W	79-59

PENN A&M LEADS, 1-0

2007	M15	9 /— Lexington, KY (NCAA)	W	68-52
------	-----	---------------------------	---	-------

PENN STATE A&M LEADS, 5-1

1972	D28	Oklahoma City	W	62-55
2005	J2	State College	W	62-60
2005	D3	College Station	W	60-55
2017	N21	16/— Brooklyn	W	98-87
2023	M16	Des Moines (Wells Fargo Arena)	L	59-76
2023	N23	12/— Orlando, Fla.	W	89-77

PEPPERDINE A&M LEADS, 2-1

1946-47	—	College Station	L	36-53
1954	D22	Canyon, TX	W	86-84
2017	N24	16/— College Station	W	81-65

PHILLIPS UNIV A&M LEADS, 2-0

1921-22	—	—	W	31-25
1921-22	—	—	W	30-18

PITTSBURGH PITT LEADS, 1-0

1985	D27	New Orleans	L	62-79
------	-----	-------------	---	-------

PORTLAND PORT LEADS, 1-0

1982	D17	Missoula, MT	L	51-60
------	-----	--------------	---	-------

PRAIRIE VIEW A&M A&M LEADS, 15-0

1978	D12	College Station	W	113-63
1983	N29	College Station	W	89-58
1985	D11	College Station	W	88-60
1991	N25	College Station	W	83-56
2002	D7	Prairie View (2 OT)	W	83-78



2003	N29	College Station	W	88-79
2004	D4	College Station	W	82-40
2006	N10	13/— College Station	W	81-49
2009	D2	19/— College Station	W	84-59
2010	D8	College Station	W	87-63
2012	N15	College Station	W	81-59
2013	N19	College Station	W	75-65
2017	D9	7/— College Station	W	73-53
2022	D30	College Station	W	86-66
2023	D30	College Station	W	79-54

PRINCETON PRIN LEADS, 3-0

1994	D27	New Orleans (NIT) (3 OT)	L	66-71
1996	D27	El Paso	L	38-46
2002	D27	Santa Clara, CA	L	62-76

PROVIDENCE A&M LEADS, 1-0

2018	M16	Charlotte (NCAA)	W	73-69
------	-----	------------------	---	-------

PURDUE PUR LEADS, 3-1

1941-42	—	—	L	31-55
1982	M19	West Lafayette (NIT)	L	68-86
2001	D21	Las Vegas	W	71-64
2010	M21	23/10 Spokane, WA (NCAA) (OT)	L	61-63

RHODE ISLAND URI LEADS, 1-0

1994	D28	New Orleans	L	68-87
------	-----	-------------	---	-------

RICE A&M LEADS, 107-81

1915	F6	Houston	L	16-27
1916	F12	College Station	W	25-20
1916	F18	Houston	L	9-16
1916	F19	Houston	L	22-24
1917	J15	Houston	L	16-19
1917	J16	College Station	W	21-13
1917	F26	Houston	L	24-25
1917	F27	College Station	W	27-20
1918	J24	College Station	L	14-18
1918	J25	College Station	W	25-21
1918	M1	Houston	L	26-27

1918	M2	Houston	L	21-29
1920	J30	Houston	W	39-16
1920	J31	Houston	W	28-10
1920	F20	College Station	W	43-13
1920	F21	College Station	W	28-13
1921	J21	Houston	W	20-19
1921	J22	Houston	W	35-17
1921	F17	College Station	W	26-16
1921	F18	College Station	W	28-18
1922	J20	College Station	W	22-7
1922	J21	College Station	W	19-12
1922	F17	Houston	W	15-6
1922	F18	Houston	W	13-9
1923	J26	College Station	W	32-24
1923	J27	College Station	L	15-26
1923	F16	Houston	W	29-24
1923	F17	Houston	W	25-23
1924	J25	College Station	W	23-13
1924	J26	College Station	W	22-14
1924	F15	Houston	W	31-26
1924	F16	Houston	L	26-28
1924-25	—	College Station	W	35-17
1925	J28	Houston	W	29-21
1926	J22	Houston	W	32-30
1926	J26	College Station	W	32-28
1927	J14	Houston	W	29-28
1927	F23	College Station	W	44-20
1928	J7	Houston	W	27-23
1928	J30	College Station	L	30-33
1929	J10	College Station	W	33-29
1929	J15	Houston	L	30-38
1930	J21	Houston	L	17-23
1930	F8	College Station	L	17-26
1931	J24	Houston	L	24-27
1931	F17	Houston	W	26-23
1932	J9	Houston	L	29-40
1932	F16	College Station	W	27-6
1932	D13	—	L	35-50
1933	J7	—	W	35-18
1933	F11	Houston	W	26-18
1934	J10	Houston	L	28-31
1934	F28	College Station	W	40-36

1935	J5	Houston	L	32-46
1935	F19	College Station	L	23-33
1936	F14	College Station	L	32-38
1936	F25	Houston	L	29-44
1937	J6	Houston	L	25-32
1937	J27	College Station	W	28-24
1938	J15	College Station	W	45-39
1938	M1	Houston	W	52-45
1939	J5	College Station	L	39-51
1939	J16	Houston	L	29-37
1940	J18	College Station	L	44-62
1940	J23	Houston	L	54-67
1941	J11	Houston	L	34-68
1941	F22	College Station	L	46-50
1942	J10	Houston	W	36-34
1942	J21	College Station	L	42-44
1943	J20	Houston	L	33-42
1943	F27	College Station	L	30-40
1944	J22	College Station	L	33-63
1944	F8	Houston	L	33-67
1945	J6	College Station	L	22-53
1945	J20	Houston	L	25-68
1946	J16	College Station	L	34-36
1946	F9	Houston (OT)	L	59-64
1947	J25	College Station	W	52-39
1947	F12	Houston	L	48-53
1948	J21	Houston	L	47-49
1948	F13	College Station	L	48-52
1949	J13	Houston	L	53-54
1949	M4	College Station	L	39-53
1950	J18	College Station	W	56-37
1950	F28	Houston	L	52-62
1951	J4	College Station	W	51-39
1951	F17	Houston	W	45-42
1952	J11	College Station	W	55-44
1952	M1	Houston	W	56-54
1953	J24	Houston	L	34-52
1953	F14	College Station	L	56-69
1953	D28	—/11 Houston	L	43-55
1954	J9	—/11 Houston	L	53-78
1954	F9	College Station	L	47-61
1955	J4	Houston	L	41-61
1955	M1	College Station	L	52-67
1955	D28	Houston	L	81-110
1956	J7	—/17 Houston	L	77-89
1956	F24	—/18 College Station	L	61-85
1956	D29	Houston	L	44-66
1957	J3	College Station	L	39-53
1957	M1	Houston	L	55-57
1958	J10	College Station (OT)	L	59-62
1958	F11	Houston	L	57-67
1958	D27	Houston	W	60-59
1959	J6	19/— College Station	L	65-70
1959	F28	Houston	L	67-74
1960	J19	10/— Houston	W	61-43
1960	F13	12/— College Station	W	94-53
1961	F7	College Station	W	79-59
1961	F18	Houston	W	65-58
1962	F6	College Station	W	88-73
1962	F20	Houston	L	62-63
1963	J8	College Station	W	71-61
1963	M5	Houston	L	70-73
1964	F1	Houston	W	74-70
1964	F15	College Station	W	79-67
1964	D16	Houston	W	69-60
1965	J16	Houston	W	93-55
1965	F16	College Station	W	104-93
1965	D15	Houston	W	89-81
1966	J8	Houston	W	92-85
1966	F25	College Station	W	93-65
1967	J3	College Station	W	69-66
1967	F11	Houston	L	79-101

1968	F6	Houston	W	75-66
1968	F13	College Station	W	78-58
1969	F8	College Station	W	90-82
1969	F15	Houston	W	84-83
1970	J27	Houston	L	58-68
1970	M3	College Station	W	91-86
1971	J26	Houston	W	74-73
1971	F13	College Station	L	71-73
1972	F1	Houston	W	80-70
1972	F26	College Station	L	69-73
1973	J27	Houston	L	75-81
1973	F20	College Station	W	90-80
1974	J26	College Station	W	80-79
1974	F19	Houston	W	96-82
1975	J21	Houston	W	64-61
1975	F22	College Station	W	99-66
1976	J26	College Station	W	85-77
1976	F24	20/— Houston	W	98-67
1977	J29	College Station	W	93-60
1977	F17	Houston	W	79-61
1978	J28	College Station	W	74-70
1978	F21	Houston	W	81-75
1979	J27	14/— Houston	W	81-62
1979	F20	College Station	W	92-60
1980	J19	Houston	W	84-65
1980	F9	College Station	W	55-53
1981	J20	College Station	L	50-54
1981	F14	Houston	W	71-56
1982	J23	Houston	W	68-59
1982	F13	College Station	W	82-71
1983	J8	College Station	W	76-63
1983	F9	Houston	W	51-45
1984	J4	Houston	W	52-47
1984	F4	College Station	L	42-43
1985	J30	Houston	W	64-52
1985	M2	College Station	W	79-62
1986	J25	College Station	W	68-55
1986	F26	Houston	W	70-62
1987	J21	Houston	L	67-69
1987	F21	College Station	W	63-60
1988	J20	College Station	W	75-70
1988	F20	Houston	W	67-55
1989	J21	Houston	L	77-79
1989	F22	College Station	W	72-58
1990	J24	College Station	W	89-82
1990	F24	Houston	W	103-95
1991	J26	Houston	L	76-98
1991	F27	College Station	L	55-72
1992	J25	College Station	L	64-79
1992	F26	Houston	L	70-77
1993	J12	College Station	L	65-66
1993	M6	Houston	W	82-76
1994	J16	Houston	W	67-64
1994	F19	College Station	W	75-61
1995	J17	Houston	L	62-66
1995	F15	College Station	L	69-75
1995	M9	Dallas	L	75-84
1996	J20	College Station	W	78-56
1996	F17	Houston	L	55-60
1999	D11	Houston (Compaq Center)	W	56-53
2007	D31	10/— College Station	W	68-41
2008	D31	Houston	W	72-60
2011	D22	College Station	L	58-65
2013	N15	College Station	W	68-65

RICHMOND RICH LEADS, 1-0

1957	D12	Houston	L	50-70
------	-----	---------	---	-------

ROBERT MORRIS RMC LEADS, 1-0

1990	N30	Huntington, WV	L	86-105
------	-----	----------------	---	--------

SACRAMENTO STATE			SAC LEADS, 1-0	
1987	D19	Sacramento	L	84-87
ST. EDWARD'S			A&M LEADS, 1-0	
1981	N30	College Station	W	104-57
SAINT FRANCIS (PA)			A&M LEADS, 1-0	
2017	D28	College Station	W	81-58
SAINT JOSEPH (PA)			SJ LEADS, 2-0	
1992	D28	New Orleans	L	50-64
2005	M23	College Station (NIT)	L	51-58
SAINT LOUIS			SLU LEADS, 5-1	
1946-47	—	St. Louis	L	42-57
1949-50	—/3	St. Louis	L	51-55
1976	D27	Portland, OR (2 OT)	L	77-87
2000	D27	Honolulu	L	60-72
2006	N19	12/— College Station	W	69-33
2012	N19	Kansas City	L	49-70
ST. JOHN'S			A&M LEADS, 1-0	
2011	N18	18/— New York, NY	W	58-57
ST. MARY'S (CA)			SERIES TIED, 1-1	
1994	N26	Moraga	L	68-80
1995	D16	College Station	W	83-55
ST. MARY'S (TX)			SM LEADS, 6-4	
1938-39	—	—	W	35-27
1938-39	—	—	L	38-52
1939-40	—	—	L	47-48
1939-40	—	—	L	29-32
1940-41	—	—	W	34-32
1940-41	—	—	L	42-43
1956	D3	College Station	W	69-60
1957	D6	San Antonio	L	56-69
1983	F21	College Station	W	96-76
1984	N28	College Station	L	66-70
SAM HOUSTON STATE			A&M LEADS, 68-17	
1912-13	—	—	W	72-9
1912-13	—	—	W	40-12
1913-14	—	—	W	—
1913-14	—	—	W	—
1914-15	—	—	W	36-5
1914-15	—	—	W	39-28
1914-15	—	—	W	30-13
1921-22	—	—	W	37-17
1921-22	—	—	W	25-9
1922-23	—	—	W	48-13
1922-23	—	—	L	16-17
1924-25	—	—	W	25-15
1924-25	—	—	W	21-14
1925-26	—	—	L	13-31
1925-26	—	—	W	21-18
1926-27	—	—	W	23-17
1926-27	—	—	L	22-23
1927-28	—	—	W	32-29
1927-28	—	—	W	33-31
1927-28	—	—	L	29-34
1927-28	—	—	W	37-15
1928-29	—	—	W	34-9
1928-29	—	—	W	28-25
1928-29	—	—	W	39-24
1928-29	—	—	W	29-23
1929-30	—	—	W	32-20
1929-30	—	—	W	40-29



MSG MAGIC

2023 SEC Legend Elston Turner hit a 12-foot jumper with six seconds remaining to lift the 2011-12 Aggies to a 58-57 win over the St. John's Red Storm at historic Madison Square Garden in New York City.

1929-30	—	—	L	19-25
1929-30	—	—	L	15-21
1930-31	—	—	W	26-16
1930-31	—	—	W	43-29
1931-32	—	—	W	30-27
1931-32	—	—	W	28-23
1932-33	—	—	L	38-43
1933-34	—	—	W	38-20
1933-34	—	—	W	45-27
1934-35	—	—	W	35-33
1934-35	—	—	W	28-18
1935-36	—	—	W	34-29
1935-36	—	—	W	30-12
1936-37	—	—	L	32-34
1936-37	—	—	W	26-24
1936-37	—	—	L	24-30
1937-38	—	—	W	31-30
1937-38	—	—	L	29-43
1937-38	—	—	W	27-26
1938-39	—	—	W	30-25
1938-39	—	—	L	23-26
1939-40	—	—	W	43-41
1939-40	—	—	W	44-40
1940-41	—	—	L	21-32
1940-41	—	—	W	45-33
1941-42	—	—	L	33-50
1941-42	—	—	W	54-42
1942-43	—	—	W	68-38
1942-43	—	—	L	43-44
1945-46	College Station	—	W	50-27
1945-46	Huntsville	—	W	44-34
1947-48	Huntsville	—	W	65-55
1947-48	College Station	—	W	57-47
1948-49	Huntsville	—	L	43-47
1948-49	College Station	—	L	50-53

1950-51		College Station	W	40-36
1950-51		Huntsville	W	50-45
1956	J19	College Station	W	75-46
1956	D5	Huntsville	L	58-59
1958	D9	College Station	W	81-54
1963	D16	College Station	W	96-63
1964	D8	Huntsville	W	75-58
1975	J16	College Station	W	101-71
1975	D9	College Station	W	105-74
1976	D7	College Station	W	100-83
1977	D6	College Station	W	95-73
1978	D6	College Station	W	107-74
1979	D10	College Station	W	71-47
1980	D8	14/— College Station	W	75-58
1981	D3	College Station	W	81-57
1990	N24	Cincinnati	W	103-87
1991	D7	College Station	W	72-67
1997	D8	College Station	W	91-68
1998	D3	Huntsville	W	73-70
2008	D28	College Station	W	60-50
2011	D7	22/— College Station	W	64-37
2013	N24	College Station	W	79-62
2014	D3	College Station	W	66-63

SAMFORD		A&M LEADS, 2-0		
1977	D17	Birmingham	W	106-91
2009	N20	College Station	W	68-49

SAN FRANCISCO		A&M LEADS, 3-1		
1960	F1	10/— San Francisco	W	69-65
1967	D30	Seattle	W	77-75
1976	J2	—/19 Houston	L	75-77
1978	D16	—/19 San Francisco	W	68-65

SANTA CLARA		SCU LEADS, 2-0		
1960	F2	10/— Santa Clara	L	55-66
1999	D29	Santa Clara	L	48-60

SAVANNAH STATE		A&M LEADS, 3-0		
2005	D17	College Station	W	67-34
2017	D13	9/— College Station	W	113-66
2018	N7	College Station	W	98-83

SEATTLE		A&M LEADS, 3-0		
1961	D28	Oklahoma City, OK	W	71-54
1967	D29	Seattle	W	80-72
1975	D26	Louisville, KY	W	71-67

SETON HALL		SHU LEADS, 3-0		
1947-48		South Orange, NJ	L	44-46
1948-49		South Orange, NJ	L	55-69
1993	D22	South Orange, NJ	L	55-62

SFA		A&M LEADS, 19-3		
1932-33		—	L	38-54
1933-34		—	W	39-30
1934-35		—	W	39-23
1946-47		College Station	W	58-52
1966	D13	College Station	W	78-76
1968	D16	College Station	L	74-75
1970	D1	College Station	L	82-89
1973	D10	College Station	W	87-62
1982	J2	College Station	W	51-45
1984	N24	College Station	W	79-64
1985	N28	College Station	W	86-73
1987	D4	San Marcos	W	72-67
1987	D13	College Station	W	84-67
1988	N28	Nacogdoches	W	117-88
1989	D9	College Station	W	93-63

1997	N22	College Station	W	86-73
1998	N19	Nacogdoches	W	67-55
1999	D1	College Station	W	70-65
2008	N18	College Station	W	55-48
2010	D2	College Station	W	62-53
2011	D3	25/— College Station	W	55-42
2012	D5	College Station	W	62-54

SIENA		SIENA LEADS, 3-2		
1946-47		Loudonville, NY	W	52-47
1948-49		Loudonville, NY	L	36-43
1950-51		Loudonville, NY	L	42-55
1994	J22	College Station	L	62-73
1995	J24	Albany	W	76-70

SIMMONS COLLEGE		A&M LEADS, 3-2		
1917-18		—	L	17-19
1917-18		— (forfeit)	L	0-2
1919-20		—	W	45-12
1920-21		—	W	32-20
1920-21		—	W	17-12

SIMON FRASER		A&M LEADS, 1-0		
1988	N18	College Station	W	82-52

SMU		SMU LEADS, 91-89		
1918-19		—	W	25-18
1918-19		—	W	43-12
1919-20		—	W	21-15
1919-20		—	W	18-16
1919-20		—	W	20-15
1919-20		—	W	22-14
1920-21		—	W	15-5
1920-21		—	W	14-13
1920-21		—	W	25-14
1920-21		—	W	16-11
1921-22		—	W	28-16
1921-22		—	W	26-21
1921-22		—	W	34-14
1921-22		—	W	41-13
1922-23		—	W	26-23
1922-23		—	L	21-23
1922-23		—	W	36-21
1922-23		—	W	27-24
1923-24		—	L	9-13
1923-24		—	L	9-16
1923-24		—	W	29-18
1923-24		—	L	18-31
1924-25		—	L	24-35
1924-25		—	W	38-26
1925-26		—	L	13-20
1925-26		—	W	32-30
1926-27		—	W	31-28
1926-27		—	L	32-33
1927-28		—	L	25-39
1927-28		—	L	28-40
1928-29		—	L	15-23
1928-29		—	W	18-16
1929-30		—	W	23-20
1929-30		—	W	24-19
1930-31		—	L	22-37
1930-31		—	W	25-23
1931-32		—	L	23-30
1931-32		—	W	21-10
1932-33		—	L	24-28
1932-33		—	W	32-22
1933-34		—	40-34	
1933-34		—	W	49-26
1934-35		—	L	21-44
1934-35		—	L	29-35

1935-36		—	L	27-31
1935-36		—	W	31-23
1936-37		—	L	25-28
1936-37		—	L	22-28
1937-38		—	L	20-41
1937-38		—	L	28-47
1938-39		—	L	29-40
1938-39		—	L	23-48
1939-40		—	W	51-49
1939-40		—	L	39-46
1940-41		—	L	37-43
1940-41		—	L	40-45
1941-42		—	W	47-29
1941-42		—	L	33-35
1942-43		—	L	39-51
1942-43		—	W	54-47
1943-44		—	L	35-65
1943-44		—	L	37-81
1944-45		—	L	28-50
1944-45		—	L	43-73
1945-46		College Station	W	45-38
1945-46		Dallas (OT)	W	53-49
1946-47		Dallas	L	35-68
1946-47		College Station (OT)	W	59-58
1947-48		College Station	L	30-47
1947-48		College Station	W	51-46
1947-48		Dallas	L	26-62
1948-49		Dallas	L	37-55
1948-49		College Station	L	35-49
1949-50		College Station	L	48-53
1949-50		Dallas	L	50-56
1950-51		Dallas	L	44-51
1950-51		College Station	W	49-43
1952	J14	Dallas	L	34-40
1952	F16	College Station	W	61-47
1952	D26	Dallas	L	52-65
1953	F3	College Station	W	51-43
1953	F24	Dallas	L	59-73
1954	F6	Dallas	L	48-92
1954	F13	College Station	W	73-71
1955	J11	Dallas	L	69-93
1955	F15	College Station	L	56-81
1956	J10	Dallas	L	68-97
1956	F18	—/12 College Station	L	80-92
1956	D28	—/7 Houston	L	46-68
1957	J8	—/4 College Station	L	53-62
1957	F19	—/6 Dallas	L	55-71
1957	D27	Houston	L	49-59
1958	J17	College Station	W	44-36
1958	M1	Dallas	W	43-42
1959	J3	Dallas	W	65-63
1959	M3	College Station	L	66-70
1959	D30	Houston	W	58-55
1960	J12	8 /— College Station	L	64-66
1960	F23	18/— Dallas	L	53-81
1961	F4	College Station	W	80-66
1961	F21	Dallas	L	61-65
1962	J12	College Station	W	75-55
1962	F10	Dallas	L	54-59
1963	J12	Dallas	L	68-71
1963	F12	College Station	W	76-70
1964	J4	Dallas	W	75-61
1964	F28	College Station	W	75-70
1965	J9	Dallas	L	77-89
1965	M2	College Station	W	94-81
1966	J4	College Station	W	85-78
1966	F22	Dallas	L	65-82
1967	J7	Dallas	L	67-80
1967	F28	College Station	L	71-85
1968	J13	Dallas	L	77-78
1968	M1	College Station	W	85-80
1969	J14	Dallas (OT)	W	76-75

1969	F28	College Station	W	119-98
1970	J31	Dallas	W	84-74
1970	F21	Dallas	W	84-81
1971	F2	College Station (OT)	L	83-89
1971	F16	Dallas	L	78-85
1972	J15	College Station	W	79-71
1972	F12	Dallas	L	71-75
1973	F6	Dallas (OT)	L	62-64
1973	F27	College Station	W	78-75
1974	J15	College Station	W	90-75
1974	F12	Dallas	L	68-70
1975	F4	College Station	W	102-77
1975	M4	Dallas	W	100-77
1976	J14	College Station	W	93-87
1976	F10	Dallas	L	65-69
1977	J15	College Station	W	57-53
1977	F12	Dallas	L	68-70
1977	F26	College Station	W	89-79
1978	J14	College Station	W	78-71
1978	F1	Dallas (OT)	L	70-71
1979	J13	11/— Dallas	L	76-78
1979	J31	16/— College Station	W	92-56
1980	J15	Dallas	W	63-56
1980	F6	College Station	W	67-56
1981	J17	College Station	W	71-51
1981	F10	Dallas	W	61-56
1982	J19	Dallas	W	81-55
1982	F10	College Station	W	67-58
1983	J22	College Station	W	85-77
1983	F23	Dallas	L	66-76
1984	J18	Dallas	L	56-83
1984	F18	College Station (OT)	L	58-60
1984	M9	Houston	W	59-57
1985	J11	—/4 College Station	L	60-73
1985	F12	—/4 Dallas	L	79-81
1986	J8	Dallas	W	73-61
1986	F8	College Station	L	56-58
1987	J7	College Station	W	61-59
1987	F5	Dallas	L	68-86
1987	D30	Honolulu	L	66-89
1988	J6	College Station	W	58-53
1988	F6	Dallas	L	71-94
1989	J7	Dallas	L	69-77
1989	F8	College Station	W	82-58
1990	J10	College Station	L	54-67
1990	F10	Dallas	W	58-57
1991	J12	Dallas	L	50-65
1991	F13	College Station	L	62-68
1992	J11	College Station	L	69-73
1992	F11	Dallas	L	38-44
1993	J27	Dallas (OT)	L	65-68
1993	F25	College Station	L	73-84
1994	J29	College Station	W	69-60
1994	F27	Dallas	L	57-64
1994	M10	Dallas (Reunion Arena)	W	85-66
1995	J31	Dallas	W	79-60
1995	M1	College Station	W	67-64
1996	F3	College Station	W	62-58
1996	M2	Dallas	L	72-75
2008	D17	College Station	W	66-56</

SOUTH CAROLINA SC LEADS, 10-5

2013	M2	College Station	W	74-56
2014	J15	College Station	W	75-67
2014	J29	Columbia	L	52-80
2015	F21	Columbia	W	62-52
2016	F6	College Station	L	78-81
2017	J7	Columbia	L	68-79
2018	F3	College Station	W	83-60
2019	F16	Columbia	L	77-84
2019	M5	College Station	L	54-71
2020	J18	College Station	L	67-81
2020	F8	Columbia	L	54-74
2021	J6	Columbia	L	54-78
2022	J29	College Station	L	63-74
2023	J14	Columbia	W	94-53
2024	F28	—/18 College Station	L	68-70

SOUTH CAROLINA STATE A&M LEADS, 1-0

2017	D10	College Station	W	83-76
------	-----	-----------------	---	-------

SOUTH FLORIDA USF LEADS, 1-0

1983	D27	Nashville	L	47-73
------	-----	-----------	---	-------

SOUTHEASTERN LOUISIANA A&M LEADS, 5-0

1987	J2	Des Moines	W	93-76
1996	D7	College Station	W	86-55
2001	D5	College Station	W	55-54
2015	N16	College Station	W	100-58
2020	D15	College Station	W	69-52

SOUTHERN A&M LEADS, 3-2

1997	D1	College Station	W	80-67
1998	D28	Baton Rouge	L	68-92
2005	N20	College Station	W	88-44
2011	N13	College Station	W	83-58
2012	D22	College Station	L	51-53

SOUTHERN MISS A&M LEADS, 4-1

1956	D12	Hattiesburg	L	63-75
1962	D11	College Station	W	87-61
1964	D3	Hattiesburg	W	83-70
1968	D2	College Station	W	95-82
1985	D21	Jacksonville	W	81-61

SOUTHWESTERN A&M LEADS, 15-1

1914-15	—	W	17-10	
1914-15	—	W	30-11	
1915-16	—	W	45-5	
1916-17	—	W	47-16	
1916-17	—	W	39-11	
1917-18	—	W	26-13	
1918-19	—	W	40-12	
1918-19	—	W	35-15	
1928-29	—	W	39-24	
1928-29	—	W	33-15	
1928-29	—	W	29-24	
1928-29	—	W	44-16	
1930-31	—	L	30-34	
1930-31	—	W	28-22	
1974	J8	College Station	W	100-87
1983	D5	College Station	W	71-66

STANFORD STAN LEADS, 1-0

1949-50	San Francisco	L	49-55
---------	---------------	---	-------

SUL ROSS STATE A&M LEADS, 2-0

1926-27	—	W	50-31
1926-27	—	W	40-25

SOUTHEASTERN OKLAHOMA ST A&M LEADS, 2-1

1939-40	—	W	??-46
1947-48	College Station	W	40-37
1947-48	College Station	L	37-40

SOUTHWESTERN OKLAHOMA ST A&M LEADS, 2-0

1948-49	College Station	W	50-30
1948-49	College Station	W	49-35

SYRACUSE SERIES TIED, 1-1

2006	M16	—/21 Jacksonville, FL (NCAA)	W	66-58
2015	N27	25/— Paradise Island, Bahamas	L	67-74

TARLETON STATE A&M LEADS, 2-0

1973	D6	College Station	W	85-74
2020	D2	College Station	W	73-66

TCU A&M LEADS, 88-78

1914-15	—	L	20-28
1916-17	—	W	29-18
1916-17	—	W	42-18
1918-19	—	W	31-12
1918-19	—	W	24-23
1923-24	— (OT)	W	27-26
1923-24	—	L	14-15
1923-24	—	W	22-16
1924-25	—	L	13-22
1924-25	—	L	17-20
1925-26	—	L	34-38
1925-26	—	L	11-38
1926-27	—	L	20-36
1926-27	—	L	31-32
1927-28	—	L	27-31
1927-28	—	L	24-30
1928-29	—	W	27-22
1928-29	—	W	40-31
1929-30	—	L	25-28
1929-30	—	W	28-17
1930-31	—	L	32-34
1930-31	—	L	26-30
1931-32	—	L	28-38
1931-32	—	L	24-26
1932-33	—	L	26-27
1932-33	—	W	34-29
1933-34	—	L	38-44
1933-34	—	L	32-40
1934-35	—	W	40-30
1935-36	—	W	26-19
1935-36	—	W	28-27
1936-37	—	W	45-42
1936-37	—	W	30-21
1937-38	—	W	33-20
1937-38	—	W	43-27
1938-39	—	W	24-18
1938-39	—	W	44-36
1939-40	—	W	44-31
1939-40	—	L	55-64
1940-41	—	W	52-50
1940-41	—	W	48-45
1941-42	—	W	33-27
1941-42	—	L	27-34
1942-43	—	W	53-26
1942-43	—	L	39-45
1943-44	—	L	36-40
1943-44	—	L	22-55
1944-45	—	L	27-30
1944-45	—	L	40-52
1945-46	College Station	L	41-51
1945-46	Fort Worth	L	47-55
1946-47	Fort Worth	W	48-41

1946-47	College Station	W	48-38
1947-48	College Station	W	48-22
1947-48	Fort Worth	L	41-46
1948-49	Fort Worth	W	58-42
1948-49	College Station	W	39-37
1949-50	College Station	W	49-45
1949-50	Fort Worth	W	60-58
1950-51	College Station	W	39-36
1950-51	Fort Worth	L	27-30
1950-51	Fort Worth	W	50-44
1951	D29 Dallas	L	35-65
1952	F6 College Station	L	41-52
1952	F19 Fort Worth	L	44-58
1953	J13 Fort Worth	L	36-67
1953	F28 College Station	L	48-52
1953	D30 Houston	L	41-69
1954	J15 College Station	L	52-69
1954	F20 Fort Worth	L	57-76
1954	D28 Houston	L	57-72
1955	J22 —/20 College Station	L	58-71
1955	F2 Fort Worth	L	62-92
1955	D29 Houston	L	59-67
1956	J21 College Station	W	84-74
1956	F22 Fort Worth	L	67-91
1957	F2 Fort Worth	L	58-77
1957	F12 College Station	L	59-62
1957	D26 Houston	L	54-65
1958	J4 Fort Worth	L	48-71
1958	M4 College Station	L	42-62
1958	D29 —/19 Houston	W	61-45
1959	F3 —/17 College Station	L	64-76
1959	F11 —/16 Fort Worth	L	61-80
1959	D28 18/— Houston	W	72-61
1960	J9 13/— Fort Worth	W	65-52
1960	F29 18/— College Station	W	64-56
1961	J3 College Station	W	82-69
1961	F11 Fort Worth	L	66-68
1962	F3 Fort Worth	W	79-72
1962	F17 College Station	W	87-65
1963	F9 Fort Worth	W	85-69
1963	F23 College Station	W	87-54
1964	J7 College Station	W	92-64
1964	M3 Fort Worth	W	70-66
1965	J12 College Station	W	72-71
1965	F23 Fort Worth	W	102-95
1966	F4 Fort Worth	W	81-72
1966	F19 College Station	W	96-91
1967	J10 College Station	L	64-67
1967	M2 Fort Worth	L	71-96
1968	J6 College Station	L	77-81
1968	F24 Fort Worth	L	78-85
1969	J18 College Station	W	72-71
1969	M4 Fort Worth	L	71-94
1970	F7 College Station	L	72-84
1970	F14 Fort Worth	W	77-73
1971	J23 College Station	L	59-64
1971	M2 Fort Worth	L	63-76
1972	J25 College Station	W	81-74
1972	F19 Fort Worth	W	75-67
1973	F3 College Station	W	92-73
1973	M3 Fort Worth	W	95-82
1974	J19 Fort Worth	L	72-88
1974	F9 College Station	W	90-64
1975	J25 College Station	W	81-69
1975	M1 Fort Worth	W	94-81
1976	J31 Fort Worth	W	66-64
1976	F19 College Station	W	111-70
1977	J26 College Station	W	79-60
1977	F1 Fort Worth	W	76-69
1978	J25 Fort Worth	L	59-66
1978	F15 College Station	W	88-72
1979	J24 14/— College Station	W	57-43

1979	F14	Fort Worth	W	61-56
1980	J3	Fort Worth	W	69-63
1980	F19	College Station	W	57-48
1981	J3 11/—	Dallas (Reunion Arena)	L	51-56
1981	F24	Fort Worth	W	59-57
1981	M2	College Station	L	60-62
1982	J5	Fort Worth	W	60-54
1982	F23	College Station	W	83-74
1983	J25	Fort Worth	L	50-67
1983	F26	College Station (OT)	W	60-58
1983	M10	Dallas	L	53-65
1984	J21	College Station	W	68-62
1984	F22	Fort Worth (OT)	W	67-65
1985	J16	Fort Worth (OT)	W	65-60
1985	F16	College Station	W	67-60
1985	M7	Dallas	W	54-52
1986	J11	College Station	W	64-60
1986	F12	Fort Worth	L	53-70
1987	J10	Fort Worth	L	54-55
1987	F8 —/15	College Station	L	50-55
1987	M6 —/15	Dallas	W	81-70
1988	F3	College Station	W	72-67
1988	M5	Fort Worth	W	66-60
1989	J4	College Station	L	51-58
1989	F4	Fort Worth	W	64-59
1990	J6	Fort Worth	W	72-71
1990	F7	College Station	L	67-72
1991	J9	College Station	L	72-80
1991	F9	Fort Worth	L	69-71
1992	J7	Fort Worth	L	71-83
1992	F8	College Station	L	54-73
1993	J23	Fort Worth	W	60-58
1993	F20	College Station	W	69-56
1994	J25	College Station	W	80-64
1994	F23	Fort Worth	W	86-60
1995	J28	Fort Worth	L	71-72
1995	F25	College Station	W	85-80
1996	J31	Fort Worth	L	76-80
1996	F26	College Station	L	89-91
2020	D12	Fort Worth (Dickies Arena)	L	55-73
2021	D11	Houston (Toyota Center)	L	64-68

TEMPLE TEMPLE LEADS, 2-1

1957	D17 —/10	Philadelphia	L	44-60
2010	N28 —/20	Lake Buena Vista, FL	W	54-51
2019	N29	Lake Buena Vista, FL	L	42-5

TENNESSEE TENN LEADS, 12-8

1951	D15	Knoxville	L	52-60
1985	D7	Knoxville	L	70-88
1985	D28	New Orleans	L	64-70
2002	D4	College Station	W	83-66
2003	D2	Knoxville	L	84-108
2013	F23	College Station (40T)	L	85-93
2014	J11	Knoxville	W	57-56
2014	F22	College Station (OT)	W	68-65
2015	J24	Knoxville	W	67-61
2016	J9 21/—	Knoxville	W	92-88
2017	D29	College Station	L	63-73
2018	J13 —/24	Knoxville	L	62-75
2019	F2 —/1	College Station	L	76-93
2020	J28	Knoxville	W	63-58
2021	J9 —/9	College Station	L	54-68
2022	F1 —/22	Knoxville	L	80-90
2022	M13 —/9	Tampa, FL	L	50-65
2023	F21 25/11	College Station	W	68-63
2024	F10 —/6	College Station	W	85-69
2024	F24 —/5	Knoxville	L	51-86

TEXAS		UT LEADS, 138-87	
1917	F23	Austin	L 16-38
1917	F24	Austin	L 19-24
1917	F26	College Station	W 29-15
1917	F27	College Station	L 16-24
1918	F15	Austin	L 15-27
1918	F16	Austin	W 21-12
1918	F21	College Station (forfeit)	L 8-7
1918	F22	College Station	L 12-17
1919	F21	College Station	L 18-28
1919	F22	College Station	W 22-15
1919	F28	Austin	W 30-20
1919	M1	Austin	L 15-22
1920	F6	Austin	W 16-15
1920	F7	Austin	W 15-8
1920	F27	College Station	W 27-9
1920	F28	College Station	W 17-13
1921	F4	College Station (OT)	W 23-5
1921	F5	College Station (OT)	L 15-16
1921	M1	Austin	L 13-16
1921	M2	Austin	W 18-13
1922	F3	Austin	W 20-17
1922	F4	Austin	W 25-16
1922	M2	College Station	L 11-19
1922	M3	College Station	W 20-8
1923	F2	College Station	W 27-21
1923	F3	College Station	W 42-25
1923	M5	Austin	W 16-13
1923	M6	Austin	L 12-18
1924	F1	Austin	L 22-33
1924	F2	Austin	L 16-27
1924	M7	College Station	L 14-24
1924	M8	College Station	L 11-17
1925	F16	College Station	W 21-14
1925	F28	Austin	L 13-17
1926	F12	Austin	L 27-35
1926	F26	College Station	L 19-32
1927	J29	College Station	W 36-35
1927	F26	Austin	L 28-39
1928	F4	Austin	L 30-51
1928	M3	College Station	L 20-30
1929	F16	College Station	L 29-32
1929	M2	Austin	L 29-42
1930	F14	Austin	L 25-33
1930	M1	College Station	W 42-20
1931	F7	College Station	W 34-10
1931	F28	Austin	L 28-29
1932	F13	Austin	L 31-32
1932	M5	College Station	W 14-8
1933	J21	College Station	L 31-38
1933	M4	Austin	L 20-51
1934	J18	Austin	W 34-29
1934	M3	College Station	L 25-27
1935	J16	College Station	W 41-40
1935	M6	Austin	W 28-25
1935	F22	Austin	L 24-35
1936	F22	College Station	L 29-43
1936	M5	Austin	L 27-32
1937	J13	College Station	L 14-23
1937	M4	Austin	L 29-37
1938	F19	Austin	L 27-35
1938	M3	College Station	W 31-26
1939	F11	College Station	L 37-41
1939	M2	Austin	L 32-66
1940	F21	Austin	L 31-42
1940	M2	College Station	W 53-52
1941	F27	College Station	L 22-42
1941	M6	Austin	L 36-53
1942	J10	Austin	L 32-46
1942	M3	College Station	W 46-42
1943	J16	College Station	L 45-54

1943	M3	Austin	L 55-57
1944	J15	Austin	L 41-77
1944	F23	College Station	L 36-81
1945	F6	College Station	L 59-87
1945	F17	Austin	L 35-70
1946	J12	Austin	L 42-46
1946	F6	College Station	W 50-44
1947	F3	Austin	L 41-61
1947	F15	College Station	L 40-69
1948	J17	Austin	L 48-69
1948	M9	College Station	L 34-54
1949	F5	College Station	L 41-50
1949	F16	Austin	L 43-56
1950	J14	Austin	L 46-48
1950	F28	College Station	L 52-53
1951	J31	College Station	W 32-29
1951	F27	Austin	L 40-42
1951	M9	College Station	W 45-33
1951	M12	Austin	L 34-35
1951	M13	Austin	W 33-32
1951	D27	Dallas	W 52-51
1952	F2	Austin	L 40-51
1952	F23	College Station	L 34-38
1952	D30	Dallas	L 54-58
1953	J16	College Station	W 51-42
1953	F10	Austin	L 49-68
1954	J12	College Station	L 46-49
1954	F16	Austin	L 49-66
1954	D27	Houston	W 66-61
1955	F12	College Station	L 76-80
1955	F22	Austin	L 64-74
1956	J13	College Station	W 75-74
1956	F28	Austin	L 70-98
1957	F5	College Station	W 69-67
1957	F23	Austin	W 61-55
1958	J7	College Station	W 71-50
1958	F15	Austin	L 68-74
1959	J16	College Station	W 73-29
1959	F24	Austin	W 71-61
1959	D29	Houston	W 84-74
1960	J15	College Station	W 72-61
1960	F16	Austin	L 62-79
1961	J16	Austin	L 76-81
1961	F24	College Station	W 86-69
1962	J15	Austin	L 57-64
1962	F13	College Station	W 54-48
1963	F5	College Station	L 59-70
1963	F19	Austin	L 73-83
1964	J11	Austin	W 65-60
1964	M5	College Station	W 65-63
1965	F6	College Station	L 63-65
1965	F27	Austin	L 71-86
1966	J18	Austin	W 64-57
1966	F12	College Station	L 82-110
1967	J17	College Station	W 68-59
1967	F25	Austin	L 58-72
1968	J16	Austin	W 88-87
1968	F10	College Station	W 117-105
1969	F1	Austin	W 65-57
1969	F11	College Station	W 70-69
1970	J13	Austin	W 87-81
1970	F10	College Station	W 79-70
1971	F9	Austin	L 69-78
1971	F23	College Station	W 65-64
1972	F8	Austin	L 71-80
1972	F29	College Station	L 73-80
1973	J23	College Station	W 69-64
1973	F17	Austin	L 68-71
1974	J29	Austin	L 90-98
1974	F23	College Station	L 81-88
1975	F1	Austin	W 80-74
1975	M8	College Station	W 74-63

1976	J28	Austin	W 72-60
1976	F3	College Station	W 85-69
1977	J4	College Station	W 68-59
1977	J10	Austin	L 73-87
1978	J23	—/15 College Station (OT)	L 77-79
1978	F12	—/12 Austin	L 66-90
1979	J22	15/17 Austin	L 66-89
1979	F12	11/12 College Station	L 57-65
1980	J26	Austin	W 56-53
1980	F16	College Station	W 84-61
1981	J26	College Station (OT)	L 63-67
1981	F21	Austin	W 108-79
1982	J30	—/5 Austin (OT)	W 71-69
1982	F20	College Station	W 91-70
1983	J29	Austin	W 64-52
1983	F28	College Station	W 96-59
1984	J25	College Station	W 68-52
1984	F25	Austin	W 72-57
1984	M6	College Station	W 75-54
1985	J20	Austin	W 66-61
1985	F20	College Station	L 51-53
1986	J15	College Station	W 55-54
1986	F15	Austin	L 47-58
1986	M8	Dallas	W 55-47
1987	J13	College Station	W 68-52
1987	F11	Austin	W 58-56
1988	J31	College Station	L 49-52
1988	M2	Austin	L 58-64
1989	F1	Austin	L 80-85
1989	M4	College Station	W 106-89
1990	J17	Austin	L 94-96
1990	F18	College Station	L 73-79
1990	M9	Dallas	L 84-92
1991	J2	Austin	L 67-93
1991	F3	College Station	L 74-83
1992	J14	College Station	L 73-76
1992	M8	Austin	L 63-86
1992	M13	Dallas	L 69-88
1993	F10	Austin	L 78-82
1993	F22	College Station	W 77-57
1994	J12	College Station	W 85-84
1994	F12	Austin	L 68-85
1994	M12	—/25 Dallas	L 62-87
1995	J14	Austin	L 82-115
1995	F11	College Station	L 88-98
1996	J16	College Station	L 70-86
1996	F14	Austin	L 50-69
1997	J15	—/23 College Station (OT)	L 76-86
1997	F25	Austin	L 57-68
1998	F2	College Station	L 80-81
1998	F18	Austin	L 74-87
1999	F3	Austin	L 59-71
1999	F20	College Station	L 54-63
2000	J12	—/15 College Station	L 51-78
2000	F26	—/14 Austin	L 58-85
2001	J17	—/24 College Station	L 58-76
2001	J30	—/24 Austin	L 61-81
2002	J23	—/24 Austin	W 80-74
2002	F6	College Station	L 52-66
2003	J18	—/4 Austin	L 61-89
2003	F8	—/3 College Station	L 87-95
2004	J31	—/16 College Station	L 59-69
2004	F18	—/11 Austin	L 57-77
2005	J12	—/9 College Station	W 74-63
2005	F16	Austin	L 40-75
2006	F4	—/7 Austin	L 70-83
2006	M1	—/6 College Station	W 46-43
2006	M1	—/8 Dallas	L 70-74
2007	F5	6/25 College Station	W 100-82
2007	F28	6/15 Austin (2 OT)	L 96-98
2008	J30	23/10 College Station	W 80-63
2008	F18	22/7 Austin	L 50-77



"THE SHOT"

Acie Law IV drained a 3-pointer as time expired to propel the Aggies to an epic 46-43 win over the archrival Longhorns at Reed Arena in 2006. Law was inducted into the Texas A&M Athletics Hall of Fame in 2013 and named a SEC Legend in 2017.

2009	J24	—/14 Austin	L 58-67
2009	F16	College Station	W 81-66
2010	J16	—/1 Austin (OT)	L 67-72
2010	F27	22/21 College Station	W 74-58
2011	J19	10/10 Austin	L 60-81
2011	J31	16/3 College Station	L 49-69
2011	M11	21/10 Kansas City	L 58-70
2012	J11	Austin	L 51-61
2012	F6	College Station	L 68-70
2015	N25	25/— Paradise Island, Bahamas	W 84-73
2019	D8	Fort Worth, Texas	L 50-60

TEXAS-PAN AMERICAN		A&M LEADS, 4-1	
1984	D8	Edinburg	W 74-53
1985	D10	College Station	W 74-67
1989	D1	San Marcos	L 79-97
2001	F14	College Station	W 81-78
2014	J1	College Station	W 63-46

TEXAS-PERMIAN BASIN		A&M LEADS, 1-0	
2004	N27	College Station	W 98-36

TEXAS A&M-COMMERCE		A&M LEADS, 4-1	
1915-16	—	W	62-5
1947-48	College Station	L	43-52
1970	D4 College Station	W	67-61
1979	D12 College Station	W	85-42
2023	N6 College Station	W	78-46

TEXAS A&M-CORPUS CHRISTI		A&M LEADS, 7-1	
2003	D13 College Station	L	80-82
2010	N15 Corpus Christi	W	86-65
2011	N26 24/— College Station	W	56-43
2012	D18 College Station	W	66-54
2015	N19 College Station	W	95-70
2016	D5 College Station	W	86-69
2019	D15 College Station	W	63-60
2021	N14 College Station	W	86-65

TEXAS A&M-KINGSVILLE		A&M LEADS, 5-2	
1933-34	—	L	21-24
1934-35	—	W	50-15
1934-35	—	W	35-25
1938-39	—	L	29-33
1938-39	—	W	35-18
1982	D2 College Station	W	91-70
2001	N26 College Station	W	91-70

TEXAS A&M INTERNATIONAL		A&M LEADS, 1-0	
2010	N19 College Station	W	77-46

TEXAS COLLEGE		A&M LEADS, 1-0	
1990	D20 College Station	W	92-78

TEXAS LUTHERAN		A&M LEADS, 5-0	
1973	J17 College Station	W	96-77
1974	N30 College Station	W	84-74
1976	N29 College Station	W	70-61
1979	D6 College Station	W	105-65
1983	N26 College Station	W	80-71

TEXAS SOUTHERN		A&M LEADS, 10-1	
1980	D2 14/— College Station	W	61-50
1986	D10 College Station	W	75-60
1987	D5 San Marcos	W	85-64
1990	D12 College Station	W	70-61
1992	F13 College Station	W	75-67
1992	D19 College Station	W	68-63
1993	D20 College Station	W	90-72
2002	N24 College Station	W	70-55
2005	D27 College Station	W	81-56
2018	D29 College Station	L	73-88
2019	D30 College Station	W	58-55

TEXAS STATE		A&M LEADS, 12-3	
1930-31	—	W	23-20
1930-31	—	W	38-25
1934-35	—	W	28-23
1950-51	—	L	50-55
1950-51	—	L	52-64
1965	D6 College Station	W	76-66
1967	D9 College Station	W	78-74
1971	D14 College Station	W	86-68
1973	D3 College Station	W	74-65
1975	D3 College Station	W	107-74
1978	D2 College Station	W	82-78
1986	D4 College Station	W	86-78
1988	D10 College Station	W	68-65
1991	D28 College Station	L	71-73
2007	D8 14/— College Station	W	109-73


TEXAS TECH		TECH LEADS, 64-62	
1941	D17 College Station	L	36-48
1946	D22 College Station	W	51-46
1953	D16 College Station	L	55-58
1958	F1 College Station	L	55-57
1958	F25 Lubbock	W	79-63
1958	D26 Houston	W	66-58
1959	J31 Lubbock	L	46-57
1959	F14 College Station	W	53-52
1960	F6 10/— College Station	W	89-59
1960	F26 18/— Lubbock	L	61-68
1961	J13 Lubbock	L	68-74
1961	F14 College Station	W	74-71
1962	J6 College Station	W	70-61
1962	F27 Lubbock	L	49-69
1963	J5 Lubbock	W	60-53
1963	M1 College Station	W	96-83
1964	F11 Lubbock	L	82-84
1964	F25 College Station	W	82-70
1965	F9 College Station	L	76-82
1965	M4 Lubbock	L	73-98
1966	F8 College Station	W	77-71
1966	F15 Lubbock	L	85-98
1967	F7 College Station	W	70-67
1967	F18 Lubbock	L	36-41
1968	J8 College Station	W	94-81
1968	F27 Lubbock	L	81-83
1969	J7 College Station	W	85-84
1969	F22 Lubbock	W	71-70
1970	F3 Lubbock	L	66-84
1970	F17 College Station	W	82-74
1971	J30 College Station	L	65-76
1971	F20 Lubbock (OT)	W	66-64
1972	F5 College Station	W	68-63
1972	M4 Lubbock	W	71-61
1973	J30 College Station	L	67-68
1973	F24 Lubbock	W	76-75
1974	J22 Lubbock	L	61-63
1974	F16 College Station (2 OT)	W	98-95
1975	J28 Lubbock	W	62-55
1975	F25 College Station	L	63-73
1976	J17 Lubbock	W	64-62
1976	F14 College Station	W	73-64
1976	F28 20/— Dallas	L	72-74
1977	J18 Lubbock (OT)	L	54-66
1977	F15 College Station	L	69-60
1978	J21 Lubbock	L	58-71
1978	F11 College Station	L	70-78
1978	F25 Lubbock	L	78-85
1979	J20 15/— College Station	W	68-63
1979	F10 11/— Lubbock	L	63-67
1979	M1 Houston (OT)	L	62-63
1980	J8 College Station	W	63-60
1980	F4 Lubbock	L	53-63
1980	F28 San Antonio	W	61-51
1981	J10 Lubbock	L	70-72
1981	F7 College Station	W	65-52
1982	J11 College Station	L	64-68
1982	F8 Lubbock (OT)	L	82-91
1983	J31 College Station	W	78-63
1983	M5 Lubbock	W	93-70
1984	J28 Lubbock	L	49-74
1984	M1 College Station	L	53-62
1985	J23 College Station	W	50-47
1985	F23 Lubbock	L	50-58
1985	M8 Dallas	L	63-72
1986	J18 Lubbock	W	58-57
1986	F19 College Station	W	71-58
1986	M9 Dallas	L	63-67
1987	J17 College Station	W	62-60
1987	F15 Lubbock	L	58-65
1987	M7 Dallas	W	68-60

1988	J27 Lubbock	L	61-72
1988	F27 College Station	W	68-66
1989	J28 College Station	L	68-75
1989	M1 Lubbock	W	71-60
1990	J31 Lubbock	W	101-85
1990	M3 College Station	W	83-72
1991	J5 College Station	L	72-77
1991	F6 Lubbock	W	70-63
1991	M7 Dallas	W	57-46
1992	F1 Lubbock	L	50-70
1992	M4 College Station	W	58-56
1993	F3 College Station	L	54-69
1993	M3 Lubbock	L	53-72
1994	F5 Lubbock	W	89-88
1994	M5 College Station	L	80-89
1994	M11 Dallas	W	89-85
1995	J11 College Station	W	90-80
1995	F7 Lubbock	L	53-79
1996	J13 Lubbock	L	54-82
1996	F10 —/13 College Station	L	63-66
1996	M7 —/7 Dallas	L	57-85
1997	F12 —/21 College Station	L	65-80
1997	M2 Lubbock	L	66-77
1998	F7 Lubbock	L	75-102
1998	F21 College Station	L	83-86
1999	J13 Lubbock	L	68-82
1999	J27 College Station	W	68-47
2000	J15 Lubbock	W	88-86
2000	F19 College Station	L	64-76
2001	F10 Lubbock	W	72-70
2001	F24 College Station	W	62-52
2002	J9 College Station	L	70-72
2002	F23 Lubbock	L	53-74
2002	M7 Kansas City	L	71-80
2003	F1 College Station	W	64-59
2003	F22 Lubbock	L	69-70
2004	J24 —/18 College Station	L	78-80
2004	F21 —/22 Lubbock	L	60-76
2005	J15 Lubbock	L	56-70
2005	F26 —/25 College Station	W	85-63
2006	J7 College Station	W	63-55
2006	M4 Lubbock	W	75-59
2007	J24 6 /— Lubbock	L	68-70
2007	F13 6 /— College Station	L	75-77
2008	J16 9 /— Lubbock	L	53-68
2008	F27 College Station	W	98-54
2009	J28 College Station	W	79-70
2009	F21 Lubbock	W	79-73
2009	M11 Oklahoma City	L	83-88
2010	J30 College Station	W	85-70
2010	F13 Lubbock	W	67-65
2011	F12 22/— Lubbock	W	70-67
2011	M5 22/— College Station	W	66-54
2012	J14 College Station	W	67-54
2012	F14 Lubbock	W	47-38

TEXAS WESLEYAN		A&M LEADS, 2-0	
1971	D2 College Station	W	96-72
1984	J16 College Station	W	75-67

THE CITADEL		SERIES TIED, 1-1	
1971	J7 Charleston	L	61-62
2009	D19 23/— College Station	W	71-50

TRINITY		A&M LEADS, 15-2	
1948-49	San Antonio	L	49-56
1949-50	San Antonio	W	67-49
1950-51	San Antonio	W	60-40
1951	D18 College Station	W	63-44
1952	D16 College Station	W	60-55
1953	D5 College Station	W	56-46



CLEANING THE GLASS

Rynn Wright (35), Willie Foreman (31) and Joey Robinson (40) battle for a rebound against Texas Tech during a late 1970s contest at G. Rollie White Coliseum. The Aggies and Red Raiders renew their rivalry in 2024 at the Coast to Coast Challenge at Dickies Arena in Fort Worth on Dec. 8.

1956	D7 College Station	W	81-55
1958	D1 San Antonio	W	61-51
1959	D4 College Station	W	86-47
1960	D1 San Antonio	W	66-48
1964	D30 San Antonio	W	98-72
1965	D2 College Station	W	79-70
1967	J30 San Antonio	L	74-100
1967	D4 College Station	W	106-95
1969	M8 Fort Worth (NCAA)	W	81-66
1972	J13 College Station	W	98-58
2004	N23 College Station	W	67-48

TROY		A&M LEADS, 2-0	
2012	N12 College Station	W	83-65
2019	N20 College Station	W	56-52

TULANE		A&M LEADS, 7-6	
1915-16	—	W	34-10
1915-16	—	W	30-13
1916-17	—	L	26-42
1920-21	—	W	41-28
1920-21	—	L	27-30
1948-49	New Orleans	L	28-51
1954	D11 New Orleans	L	53-82
1955	D12 College Station	W	85-66
1962	D28 Jonesboro, AR	W	67-53
1970	D12 Houston	L	69-89
1994	N22 Lahaina, HI	L	74-76
1998	D9 College Station	W	69-63
1999	D8 New Orleans (OT)	L	60-64
2005	N26 College Station	W	83-57

TULSA			TULSA LEADS, 7-0	
1954	D8	College Station	L	45-57
1955	D1	Tulsa	L	43-48
1970	D23	Tulsa	L	71-103
1971	D6	College Station	L	79-90
1973	D29	Edinburg, TX	L	67-88
2001	D14	Houston	L	56-90
2008	N28	South Padre Island, TX	L	56-67

UAB			UAB LEADS, 1-0	
1985	N21	—/16 Houston (Preseason NIT)	L	68-71

UC IRVINE			UC IRVINE LEADS, 2-1	
1980	D29	12/— Billings, MT	L	74-91
2007	D22	11/— College Station	W	88-66
2018	N9	College Station	L	73-74

UCLA			UCLA LEADS, 5-0	
1961	D23	Houston	L	71-81
1971	D11	—/1 Los Angeles	L	53-117
2006	D9	6/1 Anaheim, CA	L	62-65
2008	M22	—/2 Anaheim, CA (NCAA)	L	49-51
2017	N27	—/13 Anaheim, CA	L	67-74

UCSB			UCSB LEADS, 2-1	
1976	D17	Houston	L	61-69
1979	D15	Provo, UT	L	61-66
2017	N17	16/— College Station	W	84-65

UMKC			SERIES TIED, 2-2	
1991	D30	College Station	L	79-85
1992	F22	Kansas City	L	46-63
1996	D20	Kansas City (OT)	W	74-73
1997	N24	College Station	W	102-61

UNC ASHEVILLE			A&M LEADS, 1-0	
2015	N21	College Station	W	75-47

UNC WILMINGTON			A&M LEADS, 1-0	
2008	N25	College Station	W	84-65

UNLV			A&M LEADS, 4-3	
1975	J3	College Station	W	80-78
1978	D15	—/15 San Francisco	W	101-99
1979	D22	Las Vegas	W	77-73
1981	D29	Las Vegas	L	76-83
1988	D23	—/13 Las Vegas	L	67-110
1993	J19	—/15 Las Vegas (OT)	L	96-98
1993	D8	College Station	W	68-62

USC			SERIES TIED, 1-1	
1936-37		College Station	L	18-26
2017	N26	16/10 Los Angeles	W	75-59

USC UPSTATE			A&M LEADS, 1-0	
2015	N13	College Station	W	104-64

UT ARLINGTON			A&M LEADS, 2-1	
1964	D5	College Station	W	97-80
1970	D7	College Station	L	75-77
1972	D1	College Station	W	88-84

UTAH			UTAH LEADS, 1-0	
1963	D11	Salt Lake City	L	71-98

UTAH STATE			A&M LEADS, 2-1	
1963	D10	Logan	L	71-94
1983	D17	Bloomington, IN	W	78-73
2010	M19	23/— Spokane, WA (NCAA)	W	69-53

UTEP			UTEP LEADS, 3-1	
1964	M9	Dallas (NCAA)	L	62-68
1974	D20	El Paso	L	69-71
1981	D19	El Paso	L	40-60
2007	N14	15/— College Station	W	81-76

UTSA			SERIES TIED, 1-1	
2002	D15	College Station	L	75-80
2003	D18	San Antonio	W	62-49

UTRGV			A&M LEADS, 2-0	
2017	N30	9/— College Station	W	78-60
2020 D6		College Station	W	81-68

VALPARAISO			A&M LEADS, 3-0	
1984	D14	Des Moines	W	76-66
1987	D22	San Francisco	W	72-67
2018	D19	College Station	W	71-49

VANDERBILT			VU LEADS, 11-8	
1955	D3	Nashville	L	69-79
2013	F16	Nashville	L	56-63
2014	J25	College Station	L	55-66
2014	F15	Nashville (OT)	L	54-57
2015	J31	College Station	W	69-58
2016	F2	8/— Nashville	L	60-77
2016	M5	20/— College Station	W	76-67
2017	J31	College Station	L	54-68
2017	F16	Nashville	L	67-72
2017	M9	Nashville (Bridgestone Arena)	L	41-66
2018	F24	Nashville	W	89-81
2019	M2	College Station	W	64-57
2019	M13	Nashville (Bridgestone Arena)	W	69-52
2020	J11	Nashville	W	69-50
2021	M10	Nashville (Bridgestone Arena)	L	68-79
2022	F19	Nashville	L	67-72
2023	J28	College Station	W	72-66
2023	M11	Nashville (Bridgestone Arena)	W	87-75
2024	F13	Nashville	L	73-74

VCU			A&M LEADS, 3-2	
1973	D19	Richmond	L	71-72
1974	D10	College Station	W	98-84
1974	D30	Richmond	W	84-70
1999	D5	College Station	W	75-59
2000	D2	Richmond (OT)	L	106-107

VERMONT			A&M LEADS, 2-0	
1978	D30	12/— Burlington	W	104-76
1979	D8	College Station	W	98-66

VIRGINIA			SERIES TIED, 1-1	
1962	D29	Jonesboro, AR	W	60-59
2023	N29	14/— Charlottesville, Va.	L	47-59

VIRGINIA TECH			A&M LEADS, 3-1	
1965	D27	Oklahoma City	L	74-101
1972	J8	Washington, DC (OT)	W	66-62
1980	D20	13/— Blacksburg	W	55-52
2017	J25	Fullerton, Calif.	W	68-65

WAGNER			A&M LEADS, 1-0	
2010	D21	24/— College Station	W	86-51



ACTION JACKSON

Quenton Jackson scored a game-high 12 points, made four steals and pulled down six rebounds to lead the Aggies to a 67-52 win over Wake Forest in the 2022 NIT quarterfinals at Reed Arena.

WAKE FOREST			SERIES TIED, 1-1	
1957	D11	Winston-Salem	L	46-68
2022	M23	College Station (NIT)	W	67-52

WASHINGTON			A&M LEADS, 4-3	
1951	M8	—/15 Kansas City (NCAA)	L	40-62
1963	D26	Oklahoma City	W	61-53
1982	M15	Seattle (NIT)	W	69-65
2007	N21	15/— New York City (Preseason NIT)	W	77-63
2009	D22	19/19 Seattle	L	64-73
2010	D11	—/21 College Station	W	63-62
2019	N20	College Station	L	67-71

WASHINGTON STATE			A&M LEADS, 2-1	
1997	D30	Pullman	L	66-75
2012	N20	Kansas City	W	55-51
2022	M29	New York City (NIT)	W	72-56

WASHINGTON UNIVERSITY			WU LEADS, 1-0	
1941-42		—	L	29-39

WAYLAND BAPTIST			A&M LEADS, 2-0	
1972	N28	College Station	W	100-60
1975	D1	College Station	W	115-64

WEST TEXAS A&M			SERIES TIED, 2-2	
1954	D21	Canyon	L	57-82
1966	D27	Canyon	L	71-89
1967	D7	College Station	W	89-83
1982	D18	Missoula, MT	W	74-72

WEST VIRGINIA			WVU LEADS, 2-1	
2009	N27	—/8 Anaheim, CA	L	66-73
2017	J28	—/18 Morgantown	L	77-81
2017	N10	25/11 Ramstein AF Base, Germany	W	88-65

WICHITA STATE			WSU LEADS, 3-1	
1961	D27	—/18 Oklahoma City	L	69-71
1963	D27	Oklahoma City	L	56-70
1968	D23	Wichita	L	60-79
1973	J5	Houston	W	102-86

WINTHROP			A&M LEADS, 1-0	
2007	J2	11/— College Station	W	71-51

WISCONSIN			UW LEADS, 2-0	
1984	D28	Albuquerque	L	69-71
2021	N22	Las Vegas	L	58-69

WISCONSIN-GREEN BAY			SERIES TIED, 1-1	
1995	D1	Milwaukee	L	49-60
2016	M18	Oklahoma City (NCAA)	W	92-65

WOFFORD			SERIES TIED, 1-1	
2020	D21	College Station	W	70-52
2022	D20	College Station	L	62-67

WYOMING			A&M LEADS, 4-1	
1958	D20	Birmingham	W	74-64
1963	D28	Oklahoma City	W	99-87
1968	D30	—/19 Oklahoma City	W	83-81
1986	M13	Laramie (NIT)	L	70-79
2014	M19	College Station	W	59-43

XAVIER			XU LEADS, 2-0	
1965	D28	Oklahoma City	L	86-98
2022	M31	New York City (NIT)	L	72-73

YALE			A&M LEADS, 1-0	
1975	D20	Lawrence, KS	W	71-62

YOUNGSTOWN STATE			A&M LEADS, 1-0	
2014	D13	College Station	W	81-63

Individual Game Records

SCORING

50-POINT SCORING GAMES (1)

53 Bennie Lenox vs. Wyoming (12/28/63), Oklahoma City

40-POINT SCORING GAMES (10)

44 John Beasley vs. Arkansas (3/3/66), Fayetteville
 43 John Beasley vs. Baylor (2/13/65), Waco
 43 John Beasley vs. Baylor (1/15/66), Waco
 43 Bennie Lenox vs. Texas (2/19/63), Austin
 42 Randy Knowles vs. Arkansas (2/10/73), College Station
 41 Wade Taylor IV vs. Arkansas (1/16/24), Fayetteville
 41 Don Marbury vs. Baylor (1/5/85), Waco
 40 Elston Turner at Kentucky, (1/12/13), Lexington
 40 John Beasley vs. TCU (2/19/66), College Station
 40 John Beasley vs. Texas (2/27/65), College Station

30-POINT SCORING GAMES (98)

39 Joe Wilbert vs. SMU (1/31/95), Dallas
 39 Sonny Parker vs. Houston Baptist (1/3/76), Houston
 39 John Beasley vs. TCU (2/23/65), Fort Worth
 39 Bennie Lenox vs. Texas Tech (3/1/63), College Station
 38 Elston Turner vs. Tennessee (2/23/13), College Station
 38 Joe Wilbert vs. Texas Tech (1/11/95), College Station
 38 Claude Riley vs. Houston (2/1/82), College Station
 38 John Beasley vs. Texas (2/12/66), College Station
 38 John Beasley vs. SMU (3/2/65), College Station
 37 Elston Turner vs. Ole Miss (2/13/13), College Station
 37 Lynn Suber vs. Long Island (12/16/89), Bangor, Maine
 37 Mike Heitmann vs. Northwestern (12/30/69), Greenville, S.C.
 37 John Beasley vs. Baylor (3/1/66), College Station
 37 John Beasley vs. Rice (2/16/65), College Station
 37 Bennie Lenox vs. Arkansas (2/16/63), College Station
 37 Carroll Broussard vs. Arkansas (1/10/61), College Station
 37 Carroll Broussard vs. Texas (1/16/61), Austin
 37 Carroll Broussard vs. Texas (2/24/61), College Station
 36 Mike Heitmann vs. SMU (2/28/69), College Station
 36 James Addison vs. SMU (2/13/54), College Station
 35 Wade Taylor IV vs. FAU (11/24/23), Orlando
 35 Acie Law IV vs. Oklahoma State (1/11/06), Stillwater, Okla.
 35 Joseph Jones vs. North Texas (12/6/05), College Station
 35 Don Marbury vs. SFA (11/28/85), College Station
 35 John Beasley vs. TCU (2/5/66), Fort Worth
 35 Bennie Lenox vs. SMU (2/12/63), College Station
 34 Wade Taylor IV vs. Houston (12/16/23), Houston
 34 Bernard King vs. Colorado (2/11/00), College Station



FOREVER SCORING CHAMP

1963 All-American Bennie Lenox scored a Southwest Conference record 53 points in a 99-87 win over Wyoming at the 1963 All-College Tournament in Oklahoma City.

34 Joe Wilbert vs. McNeese State (12/19/94), College Station
 34 Willie Foreman vs. SMU (1/14/78), College Station
 34 Sonny Parker vs. Arkansas (1/24/76), Fayetteville
 34 Jeff Overhouse vs. Oral Roberts (12/23/72), Tulsa
 34 Sonny Benefield vs. Wyoming (12/30/68), Oklahoma City
 33 Acie Law IV vs. Texas (2/28/07), Austin
 33 Joe Wilbert vs. Rice (1/17/95), Houston
 33 Joe Wilbert vs. Baylor (2/2/94), Waco
 33 Lynn Suber vs. UConn (11/24/89), Anchorage, Alaska
 33 Vernon Smith vs. SW Louisiana (12/1/77), College Station
 33 Randy Knowles vs. TCU (3/3/73), Fort Worth
 33 John Beasley vs. Rice (2/25/66), College Station
 32 Danuel House vs. Kentucky (3/13/16), Nashville, Tenn.
 32 Antoine Wright vs. Colorado (2/19/05), Boulder, Colo.
 32 Antoine Wright vs. Grambling (12/21/04), College Station
 32 Bernard King vs. Colorado (2/26/02), College Station
 32 Shanne Jones vs. Texas (2/2/98), College Station
 32 Don Marbury vs. Oral Roberts (12/14/85), Tulsa, Okla.
 32 Don Marbury vs. So. Mississippi (12/21/85), Jacksonville, Fla.
 32 Don Marbury vs. Baylor (2/1/86), Waco
 32 Vernon Smith vs. Texas Lutheran (12/6/79), College St.
 32 Sonny Parker vs. Baylor (2/7/76), College Station
 32 Billy Bob Barnett vs. Texas (2/10/68), College Station
 32 Wade Taylor IV vs. Texas (2/10/68), College Station
 31 Wade Taylor IV vs. Kentucky (1/13/24), College Station
 31 Tyrece Radford vs. DePaul (11/25/22), Chicago
 31 Quenton Jackson vs. Georgia (2/22/22), College Station

31 Quenton Jackson vs. UCA (12/29/21), College Station
 31 Khrist Middleton vs. Arkansas (12/18/10), Dallas
 31 Acie Law IV vs. Baylor (2/24/07), College Station
 31 Joseph Jones vs. Texas (2/4/06), Austin
 31 Bernard King vs. Lamar (12/18/99), Beaumont, Texas
 31 Bernard King vs. Missouri (2/17/01), College Station
 31 Joe Wilbert vs. Princeton (12/27/94), New Orleans, La.
 31 Joe Wilbert vs. TCU (1/28/95), Fort Worth
 31 Don Marbury vs. Tennessee (12/7/85), Knoxville, Tenn.
 31 Rudy Woods vs. Houston (1/28/80), College Station
 31 Vernon Smith vs. Houston (2/5/78), Houston
 31 Steve Jones vs. Bowling Green (12/29/76), Portland, Ore.
 31 John Thornton vs. Baylor (2/26/74), College Station
 31 Steve Niles vs. Midwestern (12/8/69), College Station
 31 Ronnie Durbon vs. Baylor (3/6/62), College Station
 31 George Mehaffey vs. Baylor (1/18/55), Waco
 30 Wade Taylor IV vs. Florida (3/16/24), Nashville
 30 Wade Taylor IV vs. Ole Miss (1/27/24), College Station
 30 Tyrece Radford vs. Auburn (1/25/23), Auburn
 30 Bryan Davis vs. Baylor (1/23/08), College Station
 30 Acie Law IV vs. Mississippi Valley St. (11/22/05), College St.
 30 Bernard King vs. Texas (1/23/02), Austin
 30 Bernard King vs. Nebraska (3/4/00), College Station
 30 Bernard King vs. Lamar (12/5/00), College Station
 30 Joe Wilbert vs. Rice (3/9/95), Dallas
 30 Joe Wilbert vs. Texas (2/12/94), Austin
 30 Darryl McDonald vs. SFA (12/4/87), San Marcos, Texas
 30 Tony Milton vs. Idaho State (12/2/89), San Marcos, Texas
 30 Darryl McDonald vs. Hawaii (12/29/87), Honolulu, Hawaii
 30 Winston Crite vs. Rice (2/21/87), College Station
 30 Winston Crite vs. TCU (3/6/87), Dallas
 30 Don Marbury vs. Arkansas (12/29/86), College Station
 30 Don Marbury vs. Houston (2/27/85), Houston
 30 Vernon Smith vs. NC-Charlotte (12/12/80), Charlotte, N.C.
 30 David Britton vs. UNLV (12/22/79), Las Vegas, Nev.
 30 Ray Roberts vs. Louisville (12/27/75), Louisville, Ky.
 30 Randy Knowles vs. Texas (1/29/724), Austin
 30 Jeff Overhouse vs. LSU (12/28/71), Houston
 30 Mike Heitmann vs. Louisiana Tech (1/24/70), Ruston, La.
 30 Ronnie Peret vs. West Texas St. (12/27/66), Canyon, Texas
 30 John Beasley vs. Arkansas (2/20/65), College Station
 30 Bennie Lenox vs. TCU (2/23/63), College Station
 30 Bennie Lenox vs. Texas Tech (2/11/64), Lubbock

CHRONOLOGICAL 30-POINT GAMES

36 James Addison	vs. SMU	2/13/54	College Station
31 George Mehaffey	vs. Baylor	1/18/55	Waco
37 Carroll Broussard	vs. Arkansas	1/10/61	College Station
37 Carroll Broussard	vs. Texas	1/16/61	Austin
37 Carroll Broussard	vs. Texas	2/24/61	College Station
31 Ronnie Durbon	vs. Baylor	3/6/62	College Station
35 Bennie Lenox	vs. SMU	2/12/63	College Station
37 Bennie Lenox	vs. Arkansas	2/16/63	College Station
43 Bennie Lenox	vs. Texas	2/19/63	Austin

30	Bennie Lenox	vs. TCU	2/23/63	College Station
39	Bennie Lenox	vs. Texas Tech	3/1/63	College Station
53	Bennie Lenox	vs. Wyoming	12/28/63	Oklahoma City
30	Bennie Lenox	vs. Texas Tech	2/11/64	Lubbock
43	John Beasley	vs. Baylor	2/13/65	Waco
37	John Beasley	vs. Rice	2/16/65	College Station
30	John Beasley	vs. Arkansas	2/20/65	College Station
39	John Beasley	vs. TCU	2/23/65	Fort Worth
40	John Beasley	vs. Texas	2/27/65	College Station
38	John Beasley	vs. SMU	3/2/65	College Station
43	John Beasley	vs. Baylor	1/15/66	Waco
35	John Beasley	vs. TCU	2/5/66	Fort Worth
38	John Beasley	vs. Texas	2/12/66	College Station
40	John Beasley	vs. TCU	2/19/66	College Station
33	John Beasley	vs. Rice	2/25/66	College Station
37	John Beasley	vs. Baylor	3/1/66	College Station
44	John Beasley	vs. Arkansas	3/3/66	Fayetteville, Ark.
30	Ronnie Peret	vs. West Texas St.	12/27/66	Canyon, Texas
32	Billy Bob Barnett	vs. Texas	2/10/68	College Station
34	Sonny Benefield	vs. Wyoming	12/30/68	Oklahoma City
36	Mike Heitmann	vs. SMU	2/28/69	College Station
31	Steve Niles	vs. Midwestern	12/8/69	College Station
37	Mike Heitmann	vs. Northwestern	12/30/69	Greenville, S.C.
30	Mike Heitmann	vs. Louisiana Tech	1/24/70	Ruston, La.
30	Jeff Overhouse	vs. LSU	12/28/71	Houston
34	Jeff Overhouse	vs. Oral Roberts	12/23/72	Tulsa
42	Randy Knowles	vs. Arkansas	2/10/73	College Station
33	Randy Knowles	vs. TCU	3/3/73	Fort Worth
30	Randy Knowles	vs. Texas	1/29/74	Austin
31	John Thornton	vs. Baylor	2/26/74	College Station
30	Ray Roberts	vs. Louisville	12/27/75	Louisville, Ky.
39	Sonny Parker	vs. Houston Baptist	1/3/76	Houston
34	Sonny Parker	vs. Arkansas	1/24/76	Fayetteville
32	Sonny Parker	vs. Baylor	2/7/76	College Station
31	Steve Jones	vs. Bowling Green	12/29/76	Portland, Ore.
33	Vernon Smith	vs. SW Louisiana	12/1/77	College Station
34	Willie Foreman	vs. SMU	1/14/78	College Station
31	Vernon Smith	vs. Houston	2/5/78	Houston
32	Vernon Smith	vs. Texas Lutheran	12/6/79	College Station
30	David Britton	vs. UNLV	12/22/79	Las Vegas, Nev.
31	Rudy Woods	vs. Houston	1/28/80	College Station
30	Vernon Smith	vs. NC-Charlotte	12/12/80	Charlotte, N.C.
38	Claude Riley	vs. Houston	2/1/82	College Station
41	Don Marbury	vs. Baylor	1/5/85	Waco
30	Don Marbury	vs. Houston	2/27/85	Houston
35	Don Marbury	vs. Stephen F. Austin	11/28/85	College Station
31	Don Marbury	vs. Tennessee	12/7/85	Knoxville, Tenn.
32	Don Marbury	vs. Oral Roberts	12/14/85	Tulsa, Okla.
32	Don Marbury	vs. So. Mississippi	12/21/85	Jacksonville, Fla.
32	Don Marbury	vs. Baylor	2/1/86	Waco
30	Don Marbury	vs. Arkansas	12/29/86	College Station
30	Winston Crite	vs. Rice	2/21/87	College Station
30	Winston Crite	vs. TCU	3/6/87	Dallas
30	Darryl McDonald	vs. S. F. Austin	12/4/87	San Marcos
30	Darryl McDonald	vs. Hawaii	12/29/87	Honolulu, Hawaii

33	Lynn Suber	vs. Connecticut	11/24/89	Anchorage, AK
30	Tony Milton	vs. Idaho State	12/2/89	San Marcos
37	Lynn Suber	vs. Long Island	12/16/89	Bangor, Maine
33	Joe Wilbert	vs. Baylor	2/2/94	Waco
30	Joe Wilbert	vs. Texas	2/12/94	Austin
34	Joe Wilbert	vs. McNeese State	12/19/94	College Station
31	Joe Wilbert	vs. Princeton	12/27/94	New Orleans, La.
38	Joe Wilbert	vs. Texas Tech	1/11/95	College Station
33	Joe Wilbert	vs. Rice	1/17/95	Houston
31	Joe Wilbert	vs. TCU	1/28/95	Fort Worth
39	Joe Wilbert	vs. SMU	1/31/95	Dallas
30	Joe Wilbert	vs. Rice	3/9/95	Dallas
32	Shanne Jones	vs. Texas	2/2/98	College Station
31	Bernard King	vs. Lamar	12/18/99	Beaumont
34	Bernard King	vs. Colorado	2/11/00	College Station
30	Bernard King	vs. Nebraska	3/4/00	College Station
30	Bernard King	vs. Lamar	12/5/00	College Station
31	Bernard King	vs. Missouri	2/17/01	College Station
30	Bernard King	vs. Texas	1/23/02	Austin
32	Bernard King	vs. Colorado	2/26/02	College Station
32	Antoine Wright	vs. Grambling	12/21/04	College Station
32	Antoine Wright	vs. Colorado	2/19/05	Boulder, Colo.
30	Acie Law IV	vs. Miss. Valley St.	11/22/05	College Station
35	Joseph Jones	vs. North Texas	12/6/05	College Station
35	Acie Law IV	vs. Oklahoma State	1/11/06	Stillwater, Okla.
31	Joseph Jones	vs. Texas	2/4/06	Austin
31	Acie Law IV	vs. Baylor	2/24/07	College Station
33	Acie Law IV	vs. Texas	2/28/07	Austin
30	Bryan Davis	vs. Baylor	1/23/08	College Station
31	Khrist Middleton	vs. Arkansas	12/18/10	Dallas
40	Elston Turner	at Kentucky,	1/12/13	Lexington, Ky.
37	Elston Turner	vs. Ole Miss	2/13/13	College Station
38	Elston Turner	vs. Tennessee	2/23/13	College Station
32	Danuel House	vs. Kentucky	3/13/16	Nashville, Tenn.
31	Quenton Jackson	vs. Central Ark.	12/29/21	College Station
31	Quenton Jackson	vs. Georgia	2/22/22	College Station
31	Tyrece Radford	at DePaul	11/25/22	Chicago, Ill.
30	Tyrece Radford	at Auburn	1/25/23	Auburn, Ala.
35	Wade Taylor IV	vs. FAU	11/24/23	Orlando, Fla.
34	Wade Taylor IV	vs. Houston	12/16/23	Houston
34	Wade Taylor IV	vs. Kentucky	1/13/24	College Station
41	Wade Taylor IV	at Arkansas	1/17/24	Fayetteville, Ark.

40 POINTS IN A CONF. GAME

44	John Beasley vs. Arkansas	SWC	3/3/66	44
43	John Beasley vs. Baylor	SWC	2/13/65	43
43	John Beasley vs. Baylor	SWC	1/15/66	43
43	Bennie Lenox vs. Texas	SWC	2/19/63	43
42	Randy Knowles vs. Arkansas	SWC	2/10/73	42
41	Wade Taylor IV at Arkansas	SEC	1/16/24	41
41	Don Marbury at Baylor	SWC	1/5/85	41
40	Elston Turner at Kentucky	SEC	1/12/13	40
40	John Beasley vs. TCU	SEC	2/19/66	40
40	John Beasley vs. Texas	SWC	2/27/65	40



CHAIRMAN OF THE BOARDS

Cedric Joseph pulled down a school-record 23 rebounds in a 90-81 win over Angelo State at G. Rolie White Coliseum in 1972. He led the Aggies with a 9.3 rebounds per game average in 1973-74

REBOUNDS

20+ REBOUNDING GAMES (6)

23	Cedric Joseph	Angelo State (12/4/72), College Station
21	Steve Niles	Furman (12/29/69), Greenville, S.C.
21	Vernon Smith	UNLV (12/15/78), San Francisco, Calif.
21	Rynn Wright	UNLV (12/15/78), San Francisco, Calif.
20	Jeff Overhouse	Texas Tech (2/24/73), Lubbock
20	Jeff Overhouse	Baylor (2/27/71), College Station

16+ REBOUNDING GAMES (63)

19	Andersson Garcia	HCU (12/22/23), College Station
19	David Harris	Rice (2/24/90), Houston
19	David Harris	Michigan St. (11/25/89), Anchorage, Alaska
19	Cedric Joseph	Houston Baptist (11/30/73), College Station
19	Randy Knowles	Wayland Baptist (11/28/72), College St.
19	Ronnie Peret	Texas Tech (2/27/68), Lubbock
19	Jerry Windham	TCU (2/17/62), College Station
18	Tyler Davis	West Virginia (1/28/17), Morgantown
18	Andy Slocum	Texas (1/31/04), College Station
18	Carlton Brown	VCU (12/2/00), Richmond, Va.
18	Damon Johnson	Baylor (2/4/95), College Station
18	Claude Riley	Houston (2/1/82), College Station

18	Wally Swanson	Bowling Green (12/29/76), Portland, Ore.
18	Wally Swanson	SMU (1/15/77), College Station
18	Barry Davis	Houston Baptist (12/6/75), College Station
18	Jerry Mercer	Sam Houston St. (1/16/75), College Station
18	Cedric Joseph	Arkansas (2/5/74), College Station
18	Randy Knowles	Arkansas (2/10/73), College Station
18	Ronnie Peret	Arkansas (1/3/68), Fayetteville
18	George Mehaffey	Baylor (1/18/55), Waco
17	Andersson Garcia	Tennessee (2/10/24), College Station
17	Tyler Davis	Savannah St. (12/13/17), College Station
17	Ray Little	Loyola-Chi. (12/27/89), Indianapolis
17	Claude Riley	St. Edward's (11/30/81), College Station
17	Rynn Wright	Baylor (1/31/81), College Station
17	Vernon Smith	LSU (2/22/81), Baton Rouge, La.
17	Rudy Woods	SMU (1/13/79), Dallas
17	Rynn Wright	Texas (1/23/78), College Station
17	Rynn Wright	Rice (2/21/78), Houston
17	John Thornton	Baylor (2/24/74), College Station
17	Jerry Mercer	Tulsa (12/29/73), Edinburg
17	Jeff Overhouse	Baylor (1/20/73), College Station
17	Benny Johnson	Okla. City (12/29/61), Oklahoma City, Okla.
17	Chinelemu Elonu	Baylor (1/14/09), College Station
16	Andersson Garcia	Missouri (2/7/24), Columbia
16	Dexter Dennis	Florida (1/18/23), College Station
16	Savion Flagg	Savannah St. (11/7/18), College Station
16	Robert Williams	Prairie View A&M (12/9/17), College Station
16	Robert Williams	Missouri (2/8/17), College Station
16	Bryan Davis	Texas Tech (2/13/10), Lubbock
16	Andy Slocum	Kansas State (1/21/04), Manhattan
16	Andy Slocum	Prairie View A&M (11/29/03), College Station
16	Dario Quesada	N.C. A&T (11/23/96), College Station
16	Damon Johnson	SMU (1/31/95), Dallas
16	Damon Johnson	TCU (1/7/92), Fort Worth
16	John Trezvant	Lehigh (12/29/86), Hartford, Conn.
16	Winston Crite	Pacific (12/22/84), Stockton, Calif.
16	Claude Riley	Texas Tech (1/11/82), Lubbock
16	Rynn Wright	Baylor (1/8/79), College Station
16	Vernon Smith	Oral Roberts (12/10/77), Tulsa, Okla.
16	Jerry Mercer	SMU (2/12/74), Dallas
16	Cedric Joseph	Texas Lutheran (1/17/73), College Station
16	Ronnie Peret	Texas Tech (2/22/69), Lubbock
16	Billy Bob Barnett	Arkansas (2/25/69), College Station
16	Steve Niles	Trinity (3/8/69), Dallas
16	Ronnie Peret	Kansas State (12/15/67), Manhattan, Kan.
16	Ronnie Peret	TCU (1/6/68), -College Station
16	Terry Trippet	Alabama (12/8/66), Hattiesburg, Miss.
16	John Beasley	Wyoming (12/28/63), Oklahoma City, Okla.
16	John Beasley	Arkansas (2/8/64), College Station
16	John Beasley	Texas Tech (2/25/64), College Station
16	George Mehaffey	LSU (12/13/54), Baton Rouge, La.
16	John Henry	Texas (2/12/55), College Station

CHRONOLOGICAL 16-REBOUND GAMES

16	George Mehaffey	LSU	12/13/54	Baton Rouge, La.
----	-----------------	-----	----------	------------------

18	George Mehaffey	Baylor	1/18/55	Waco
16	John Henry	Texas	2/12/55	College Station
17	Benny Johnson	Okla. City	12/29/61	Oklahoma City, Okla.
19	Jerry Windham	TCU	2/17/62	College Station
16	John Beasley	Wyoming	12/28/63	Oklahoma City, Okla.
16	John Beasley	Wyoming	12/28/63	Oklahoma City, Okla.
16	John Beasley	Arkansas	2/8/64	College Station
16	John Beasley	Texas Tech	2/25/64	College Station
16	Terry Trippet	Alabama	12/8/66	Hattiesburg, Miss.
16	Ronnie Peret	Kansas State	12/15/67	Manhattan, Kan.
16	Ronnie Peret	Arkansas	1/3/68	Fayetteville
16	Ronnie Peret	TCU	1/6/68	-College Station
19	Ronnie Peret	Texas Tech	2/27/68	Lubbock
16	Ronnie Peret	Texas Tech	2/22/69	Lubbock
16	Billy Bob Barnett	Arkansas	2/25/69	College Station
16	Steve Niles	Trinity	3/8/69	Dallas
21	Steve Niles	Furman	12/29/69	Greenville, S.C.
20	Jeff Overhouse	Baylor	2/27/71	College Station
19	Randy Knowles	Wayland Baptist	11/28/72	College St.
23	Cedric Joseph	Angelo State	12/4/72	College Station
16	Cedric Joseph	Texas Lutheran	1/17/73	College Station
17	Jeff Overhouse	Baylor	1/20/73	College Station
18	Randy Knowles	Arkansas	2/10/73	College Station
20	Jeff Overhouse	Texas Tech	2/24/73	Lubbock
19	Cedric Joseph	Houston Baptist	11/30/73	College Station
17	Jerry Mercer	Tulsa	12/29/73	Edinburg
18	Cedric Joseph	Arkansas	2/5/74	College Station
16	Jerry Mercer	SMU	2/12/74	Dallas
17	John Thornton	Baylor	2/24/74	College Station
18	Jerry Mercer	Sam Houston St.	1/16/75	College Station
18	Barry Davis	Houston Baptist	12/6/75	College Station
18	Wally Swanson	Bowling Green	12/29/76	Portland, Ore.
18	Wally Swanson	SMU	1/15/77	College Station
16	Vernon Smith	Oral Roberts	12/10/77	Tulsa, Okla.
17	Rynn Wright	Texas	1/23/78	College Station
17	Rynn Wright	Rice	2/21/78	Houston
21	Vernon Smith	UNLV	12/15/78	San Francisco, Calif.
21	Rynn Wright	UNLV	12/15/78	San Francisco, Calif.
16	Rynn Wright	Baylor	1/8/79	College Station
17	Rudy Woods	SMU	1/13/79	Dallas
17	Rynn Wright	Baylor	1/31/81	College Station
17	Vernon Smith	LSU	2/22/81	Baton Rouge, La.
17	Claude Riley	St. Edward's	11/30/81	College Station
16	Claude Riley	Texas Tech	1/11/82	Lubbock
18	Claude Riley	Houston	2/1/82	College Station
16	Winston Crite	Pacific	12/22/84	Stockton, Calif.
16	John Trezvant	Lehigh	12/29/86	Hartford, Conn.
19	David Harris	Michigan St.	11/25/89	Anchorage, Alaska
17	Ray Little	Loyola-Chi.	12/27/89	Indianapolis
19	David Harris	Rice	2/24/90	Houston
16	Damon Johnson	TCU	1/7/92	Fort Worth
16	Damon Johnson	SMU	1/31/95	Dallas
18	Damon Johnson	Baylor	2/4/95	College Station
16	Dario Quesada	N.C. A&T	11/23/96	College Station

18	Carlton Brown	VCU	12/2/00	Richmond, Va.
16	Andy Slocum	Prairie View A&M	11/29/03	College Station
16	Andy Slocum	Kansas State	1/21/04	Manhattan
18	Andy Slocum	Texas	1/31/04	College Station
17	Chinelemu Elonu	Baylor	1/14/09	College Station
16	Bryan Davis	Texas Tech	2/13/10	Lubbock
18	Tyler Davis	West Virginia	1/28/17	Morgantown
16	Robert Williams	Missouri	2/8/17	College Station
16	Robert Williams	Prairie View A&M	12/9/17	College Station
17	Tyler Davis	Savannah St.	12/13/17	College Station
16	Savion Flagg	Savannah State	11/7/18	College Station
16	Dexter Dennis	vs. Florida	1/18/23	College Station
19	Andersson Garcia	HCU	12/22/23	College Station
16	Andersson Garcia	Missouri	2/7/24	Columbia
17	Andersson Garcia	Tennessee	2/10/24	College Station

REBOUNDS IN A CONF. GAME

20	Jeff Overhouse vs. Texas TechSWC	2/24/73
20	Jeff Overhouse vs. BaylorSWC	2/27/71
19	David Harris vs. RiceSWC	2/24/90
19	Ronnie Peret vs. Texas TechSWC	2/27/68
19	George Mehaffey vs. SMUSWC	1/8/57

FIELD GOALS

1.	Randy Knowles vs. Arkansas2/10/7320
2.	John Beasley vs. Texas2/6/6519
	Bennie Lenox vs. Wyoming12/28/6319
4.	John Beasley vs. Baylor1/5/6518
	Don Marbury vs. Baylor1/5/8518
6.	John Beasley vs. Arkansas3/3/6617
7.	Sonny Benefield vs. Wyoming12/30/6916
	Mike Heitmann vs. SMU2/28/6916
9.	Joe Wilbert vs. McNeese St.12/19/9415
	Don Marbury vs. S.F. Austin11/28/8515
	Claude Riley vs. Houston2/1/8215
	Vernon Smith vs. UNC-Charlotte12/12/8015
	Carroll Broussard vs. Arkansas1/10/6115

FIELD GOALS IN A CONF. GAME

1.	Randy Knowles vs. ArkansasSWC	2/10/7320
2.	John Beasley vs. TexasSWC	2/6/6519
3.	John Beasley vs. BaylorSWC	1/5/6518
	Don Marbury vs. BaylorSWC	1/5/8518
5.	John Beasley vs. ArkansasSWC	3/3/6617

FIELD GOAL ATTEMPTS

1.	John Beasley vs. Arkansas3/3/6636
	Bennie Lenox vs. Wyoming12/28/6336
3.	Elston Turner vs. Tennessee2/23/1333
4.	Wade Taylor IV vs. Arkansas1/16/2432
5.	Vernon Smith vs. Texas Lutheran12/6/7930
	Randy Knowles vs. Arkansas2/10/7330
7.	Willie Foreman vs. SMU1/14/7827

Willie Foreman vs. Texas	2/13/78	27
Sonny Parker vs. Arkansas	1/24/76	27
George Mehaffey vs. Houston	1/15/55	27

FIELD GOAL ATT. IN A CONF. GAME

1. John Beasley vs. Arkansas	SWC	3/3/66	36
2. Elston Turner vs. Tennessee	SEC	2/23/13	33
3. Wade Taylor IV vs. Arkansas	SEC	1/16/24	32
4. Randy Knowles vs. Arkansas	SWC	2/10/73	30
5. Willie Foreman vs. Texas	SWC	2/13/78	27
Willie Foreman vs. SMU	SWC	1/14/78	27
Sonny Parker vs. Arkansas	SWC	1/24/76	27

FIELD GOAL % (MIN. 10 ATT.)

1. Vernon Smith vs. Anchorage	11/24/78	1.000	13-13
2. Quenton Jackson vs. Georgia	2/22/22	1.000	11-11
3. Damon Johnson vs. SW Texas St	12/28/91909	10-11
Winston Crite vs. Oral Roberts	12/8/86909	10-11
Don Marbury vs. Texas	1/20/85909	10-11
Winston Crite vs. Arkansas	1/2/85909	10-11
Rynn Wright vs. New Mexico	3/8/79909	10-11
8. Tony Milton vs. Holy Cross	12/20/89900	9-10
9. Donald Thompson vs. SFA	11/28/88857	12-14
10. Quenton Jackson vs. New Orleans	11/29/20846	11-13
Jalen Jones vs. Youngstown St.	12/13/14846	11-13
Tony McGinnis vs. Baylor	3/4/95846	11-13
Brooks Thompson vs. Texas	2/3/91846	11-13
Shedrick Anderson vs. Baylor	1/19/91846	11-13
Donald Thompson vs. Simon Fraser ..	11/18/88846	11-13
Darnell Williams vs. Texas	2/25/84846	11-13
Rudy Woods vs. Davidson	12/13/80846	11-13

FIELD GOAL % IN A CONF. GAME (MIN. 10 ATT.)

1. Quenton Jackson vs. Georgia	SEC	2/22/22	1.000 (11-11)
2. Don Marbury vs. Texas	SWC	1/20/85900 (10-11)
Winston Crite vs. Arkansas	SWC	1/22/85900 (10-11)
4. Tony McGinnis vs. Baylor	SWC	3/4/95846 (11-13)
Brooks Thompson vs. Texas	SWC	2/3/91846 (11-13)
Darnell Williams vs. Texas	SWC	2/25/84846 (11-13)

3-POINT FIELD GOALS

1. Bernard King vs. Lamar	12/5/00	8
Jerald Brown vs. Nebraska	1/11/97	8
Josh Carter vs. Idaho State	1/25/06	8
Josh Carter vs. Grambling State	12/28/06	8
Josh Carter vs. Nebraska	2/10/07	8
6. Wade Taylor IV vs. Nebraska	3/22/24	7
Wendell Mitchell vs. Florida	1/22/19	7
D.J. Hogg at South Carolina	1/7/17	7
Danuel House at South Carolina	2/21/15	7
Jamal Jones vs. Houston	12/4/13	7
Elston Turner vs. Ole Miss	2/13/13	7
Josh Carter vs. Iowa State	2/28/09	7

Antoine Wright vs. Texas Tech.....	2/26/05	7
Bernard King vs. Lamar 12/28/99		7
Chris Clayton vs. Nebraska 2/27/99		7
Chris Clayton vs. Maryland-E.Shore ..	12/21/97	7
Chuck Henderson vs. Houston 2/29/92 ..		7
Lynn Suber vs. Connecticut 11/24/89		7

3-POINT FIELD GOALS IN A CONF. GAME

1. Jerald Brown vs. Nebraska	Big 12	1/11/97	8
Josh Carter vs. Nebraska	Big 12	2/10/07	8
3. Wendell Mitchell vs. Florida	SEC	1/22/19	7
D.J. Hogg at South Carolina	SEC	1/7/17	7
Danuel House at South Carolina	SEC	2/21/15	7
Elston Turner vs. Ole Miss	SEC	2/13/13	7
Josh Carter vs. Iowa State	Big 12	2/28/09	7
Antoine Wright vs. Texas Tech	Big 12	2/26/05	7
Chris Clayton vs. Nebraska	Big 12	2/27/99	7
Chuck Henderson vs. Houston	SWC	2/29/92	7

3-POINT FIELD GOAL ATT.

1. Danuel House at Arizona State	12/5/15	15
Bernard King vs. Lamar	12/18/99	15
3. Wade Taylor IV vs. Kentucky	3/15/24	14
Wade Taylor IV vs. Arkansas	1/16/24	14
Wade Taylor IV vs. Houston	12/16/23	14
Jay Jay Chandler vs. LSU	1/26/21	14
Wendell Mitchell vs. Tennessee	1/28/20	14
Bernard King vs. Texas Tech	2/19/00	14
9. Danuel House vs. Kentucky	3/13/16	13
Jamal Jones vs. Ole Miss	3/1/14	13
Josh Carter vs. Penn State	12/3/05	13
Chris Clayton vs. Alabama	12/1/98	13
Chris Clayton vs. Nebraska	2/27/99	13
Derrick Hart vs. Wisc.-Green Bay	12/1/95	13
Lynn Suber vs. Long Island	12/17/89	13
Josh Carter vs. Grambling State	12/28/06	13

3-POINT FIELD GOAL ATT. IN CONF.

1. Wade Taylor IV vs. Kentucky	SEC	3/15/24	14
Wade Taylor IV vs. Arkansas	SEC	1/16/24	14
Jay Jay Chandler vs. LSU	SEC	1/26/21	14
Wendell Mitchell vs. Tennessee	SEC	1/28/20	14
Bernard King vs. Texas Tech	Big 12	2/19/00	14
2. Jamal Jones vs. Ole Miss	SEC	3/1/14	13
Chris Clayton vs. Nebraska	Big 12	2/27/99	13
4. Danuel House vs. Auburn	SEC	2/28/15	12
Jamal Jones vs. Auburn	SEC	3/8/14	12
Elston Turner vs. Baylor	Big 12	1/2/12	12
Josh Carter vs. Oklahoma	Big 12	2/4/09	12
Derrick Hart vs. Baylor	SWC	1/10/96	12
David Edwards vs. Rice	SWC	1/25/92	12
Bernard King vs. Nebraska	Big 12	2/28/01	12



1997 Big 12 Freshman of the Year Jerald Brown connected on eight 3-pointers in a narrow 74-72 loss to the Nebraska Cornhuskers on Jan. 11, 1997 in Lincoln, Neb.

3-POINT FIELD GOAL PERCENTAGE (MIN. 5 ATT.)

1. Josh Carter vs. Grambling 12/10/05	1.000	5-5
Lynn Suber vs. Connecticut 11/24/89875	7-8
Antoine Wright vs. Texas Tech 2/26/05875	7-8
4. Brandon Mahan vs. Ole Miss 2/6/19857	6-7
Danuel House at Auburn 1/27/15857	6-7
B.J. Holmes vs. Texas Tech 1/28/09857	6-7
Derrick Hart vs. Houston 1/24/96857	6-7
8. Tyrece Radford vs. Auburn 3/11/22833	5-6
Hayden Hefner vs. Missouri 2/5/22833	5-6
Wade Taylor IV vs. Oregon St. 12/18/21833	5-6
Savion Flagg vs. LSU 2/29/20833	5-6
Savion Flagg vs. Kentucky 2/25/20833	5-6
J.C. Hampton at West Virginia 1/28/17833	5-6
Khris Middleton vs. Utah State 3/19/10833	5-6
Donald Sloan vs. Oklahoma State 1/27/10 ..	.833	5-6
Donald Sloan vs. Samford 11/20/09833	5-6
Dominique Kirk vs. Kansas State 3/14/08 ..	.833	5-6

3-POINT FG PERCENTAGE IN A CONF. GAME (MIN. 5 ATT.)

1. Antoine Wright vs. Texas Tech	Big 12	2/26/05875 (7-8)
2. Brandon Mahan vs. Ole Miss	SEC	2/6/19857 (6-7)
Danuel House at Auburn	SEC	1/17/15857 (6-7)
B.J. Holmes vs. Texas Tech	Big 12	1/28/09857 (6-7)
Derrick Hart vs. Houston	SWC	1/24/96857 (6-7)
6. Tyrece Radford vs. Auburn	SEC	3/11/22833 (5-6)
Hayden Hefner vs. Missouri	SEC	2/5/22833 (5-6)
Savion Flagg vs. LSU	SEC	2/29/20833 (5-6)
Savion Flagg vs. Kentucky	SEC	2/25/20833 (5-6)
Donald Sloan vs. Ok. St.	Big 12	1/27/10833 (5-6)

FREE THROWS

1. Carroll Broussard vs. Texas	1/16/61	19
2. Mike Heitmann vs. La. Tech	1/24/70	18
3. Bennie Lenox vs. Texas	2/19/63	17
Bennie Lenox vs. Arkansas	2/16/63	17
5. Wade Taylor IV vs. Tennessee	2/21/23	16
Joseph Jones vs. North Texas	12/6/05	16
Mike Floyd vs. Houston	1/5/73	16
Jeff Overhouse vs. Oral Roberts	12/23/72	16
James Addison vs. Arkansas	2/22/54	16
James Addison vs. SMU	2/13/54	16

FREE THROWS IN A CONF. GAME

1. Carroll Broussard vs. Texas	SWC	1/16/61	19
2. Bennie Lenox vs. Texas	SWC	2/19/63	17
Bennie Lenox vs. Arkansas	SWC	2/16/63	17
4. Wade Taylor IV vs. Tennessee	SEC	2/21/23	16
Mike Floyd vs. Houston	SWC	1/5/73	16
James Addison vs. Arkansas	SWC	2/22/54	16
James Addison vs. SMU	SWC	2/13/54	16

FREE THROWS ATT.

1. Mike Heitmann vs. La. Tech	1/15/71	22
Carroll Broussard vs. Texas	1/16/61	22
James Addison vs. SMU	2/13/54	22
3. Damon Johnson vs. Texas	2/10/93	21
4. Jeff Overhouse vs. Oral Roberts	12/23/72	20
Bennie Lenox vs. Texas	2/19/63	20
John Fortenberry vs. Pepperdine	12/22/54	20
7. Joseph Jones vs. North Texas	12/6/05	19
Carroll Broussard vs. Texas	2/13/62	19
Bill Brophy vs. Houston	2/4/56	19
Bryan Davis vs. Baylor	1/23/08	19

FREE THROWS ATT. IN A CONF. GAME

1. Carroll Broussard vs. Texas	SWC	1/16/61	22
James Addison vs. SMU	SWC	2/13/54	22
3. Damon Johnson vs. Texas	SWC	2/10/93	21
4. Bennie Lenox vs. Texas	SWC	2/19/63	20
5. Carroll Broussard vs. Texas	SWC	2/13/62	19
Bryan Davis vs. Baylor	Big 12	1/23/08	19

FREE THROW % (MIN. 11 ATT.)

1. Bennie Lenox vs. Arkansas	2/16/63	1.000	17-17
2. Mike Floyd vs. Houston	1/5/73	1.000	16-16
3. Freddie Ricks vs. S. F. Austin	12/4/87	1.000	15-15
4. Acie Law vs. Houston	12/29/04	1.000	12-12
Kenny Brown vs. Pan Am	12/8/84	1.000	12-12
Carroll Broussard vs. Texas	2/16/60	1.000	12-12
7. Antoine Wright vs. Colorado	2/19/05	1.000	11-11
Tracey Anderson vs. SW La.	12/18/95	1.000	11-11
Paul Crawford vs. Arkansas	1/16/88	1.000	11-11

Willie Foreman vs. Houston	2/19/77	1.000	11-11
Bennie Lenox vs. Seattle	12/28/61	1.000	11-11
Bill Brophy vs. TCU	2/2/55	1.000	11-11

FREE THROW % IN A CONF. GAME (MIN. 11 ATT.)

1. Bennie Lenox vs. Arkansas	SWC	2/16/63	1.000 (17-17)
2. Carroll Broussard vs. Texas	SWC	2/16/60	1.000 (12-12)
3. Antoine Wright vs. Colorado	Big 12	2/19/05	1.000 (11-11)
Paul Crawford vs. Arkansas	SWC	1/16/88	1.000 (11-11)
Willie Foreman vs. Houston	SWC	2/19/77	1.000 (11-11)
Bill Brophy vs. TCU	SWC	2/2/55	1.000 (11-11)

ASSISTS

1. Kyle Kessel vs. TCU	2/26/96	15
David Edwards vs. TCU	1/25/94	15
Tony Milton vs. Marshall	12/7/89	15
Acie Law IV vs. Texas	2/5/07	15
5. Acie Law vs. Missouri	2/5/05	14
Clifton Cook vs. Centenary	11/23/99	14
Clifton Cook vs. Missouri	1/9/99	14
David Edwards vs. SMU	3/10/94	14
David Edwards vs. TCU	2/20/93	14
Brooks Thompson vs. Texas College	12/20/90	14
Dave Goff vs. Texas	1/10/77	14

ASSISTS IN A CONF. GAME

1. Kyle Kessel vs. TCU	SWC	2/26/96	15
David Edwards vs. TCU	SWC	1/25/94	15
Acie Law IV vs. Texas	Big 12	2/5/07	15
3. Acie Law vs. Missouri	Big 12	2/5/05	14
Clifton Cook vs. Missouri	Big 12	1/9/99	14
David Edwards vs. SMU	SWC	3/10/94	14
David Edwards vs. Houston	SWC	2/20/93	14
Dave Goff vs. Texas	SWC	1/22/79	14

STEALS

1. David Edwards vs. Prairie View A&M	11/25/91	9
Darryl McDonald vs. SMU	1/6/88	9
Darryl McDonald vs. Lehigh	12/29/86	9
4. Michael Schmidt vs. S.F. Austin	11/22/97	8
Todd Holloway vs. Texas	1/15/86	8
Darnell Williams vs. Texas	3/6/84	8
7. B.J. Holmes at A&M-Corpus Christi	11/15/10	7
Acie Law IV vs. Oklahoma State	1/11/06	7
Steve Houston vs. Washington St.	12/30/97	7
David Edwards vs. Houston	1/29/92	7
Brooks Thompson vs. S.F. Austin	12/9/89	7
Darryl McDonald vs. Hawaii	12/29/87	7
Darryl McDonald vs. Iona	12/20/86	7
Reggie Roberts vs. Arkansas	1/13/83	7
Tyren Naulls vs. Sam Houston	12/3/81	7
Tyren Naulls vs. Sam Houston State	12/3/81	7

STEALS IN A CONF. GAME

1. Darryl McDonald vs. SMU	SWC	1/6/88	9
2. Todd Holloway vs. Texas	SWC	1/15/86	8
Darnell Williams vs. Texas	SWC	3/6/84	8
4. Acie Law IV vs. Oklahoma St.	Big 12	1/11/06	7
David Edwards vs. Houston	SWC	1/29/92	7
Reggie Roberts vs. Arkansas	SWC	1/13/83	7

BLOCKED SHOTS

1. David Harris vs. Baylor	1/3/90	9
2. Josh Nebo vs. Oregon State	12/21/19	8
David Harris vs. Michigan State	11/25/89	8
4. Josh Nebo vs. South Alabama	11/23/18	7
Robert Williams vs. Alabama	3/8/18	7
Tonny Trocha-Morelos vs. Buffalo	12/21/17	7
7. Robert Williams vs. Auburn	2/18/17	6
Chinemelu Elonu vs. Florida A&M	12/15/09	6
Calvin Davis vs. TCU	1/31/96	6
Calvin Davis vs. Illinois-Chicago	12/1/96	6
David Harris vs. Marshall	12/7/89	6
Winston Crite vs. TCU	1/16/85	6
DeAndre Jordan vs. Baylor	3/5/08	6

BLOCKED SHOTS IN A CONF. GAME

1. David Harris vs. Baylor	SWC	1/3/90	9
2. Robert Williams vs. Auburn	SEC	2/18/17	6
Calvin Davis vs. TCU	SWC	1/31/96	6
Winston Crite vs. TCU	SWC	1/16/85	6
DeAndre Jordan vs. Baylor	Big 12	3/5/08	6
5. Nick Anderson	Big 12	2/28/01	5

seven others with five in SWC play

Individual Season Records

500-POINT SEASONS

1. Don Marbury	1985-86	697
2. Wade Taylor IV	2023-24	687
2. Joe Wilbert	1994-95	687
3. John Beasley	1965-66	668
4. Tony Milton	1989-90	639
5. John Beasley	1964-65	619
6. Acie Law IV	2006-07	614
7. Donald Sloan	2009-10	604
7. Quenton Jackson	2021-22	591
Wade Taylor IV	2022-23	572
8. Bennie Lenox	1962-63	568
Danuel House	2015-16	563
9. Elston Turner	2012-13	561
Antoine Wright	2004-05	553
Sonny Parker	1975-76	541
Bernard King	2000-01	540
Carroll Broussard	1960-61	538
Donald Thompson	1988-89	536
Vernon Smith	1978-79	528
Tyler Davis	2017-18	520
Bennie Lenox	1963-64	521
Bernard King	2001-02	517
Tyrece Radford	2023-24	510
Claude Riley	1981-82	506
Jalen Jones	2015-16	504

POINTS IN CONF. PLAY

1. John Beasley	SWC	1966	429
2. John Beasley	SWC	1965	395
3. Bennie Lenox	SWC	1963	352
4. Sonny Parker	SWC	1976	345
5. Joe Wilbert	SWC	1995	340

SCORING AVERAGE

1. John Beasley	1965-66	27.8
2. John Beasley	1964-65	25.8
3. Bennie Lenox	1962-63	23.7
4. Joe Wilbert	1994-95	22.9
5. Carroll Broussard	1960-61	22.4
6. Don Marbury	1985-86	21.8
7. Sonny Parker	1975-76	20.8
8. Bennie Lenox	1963-64	20.8
9. Tony Milton	1989-90	20.6
10. Mike Heitmann	1969-70	19.5



Danuel House was the leading scorer on the Aggies' 2015-16 SEC Championship team with 563 points, which ranks in a tie for No. 8 on the season scoring list.

SCORING AVERAGE IN CONF. PLAY

1. John Beasley	SWC	1966	30.6
2. John Beasley	SWC	1965	28.2
3. Bennie Lenox	SWC	1963	25.1
4. Joe Wilbert	SWC	1995	24.3
5. Carroll Broussard	SWC	1961	24.2

REBOUNDS

1. Andersson Garcia	2023-24	327
2. Claude Riley	1981-82	317
3. Tyler Davis	2017-18	313
4. Rudy Woods	1978-79	286
John Beasley	1965-66	286
6. Bryan Davis	2009-10	277
Robert Williams	2017-18	277
8. Rudy Woods	1978-79	269
9. Ronnie Peret	1967-68	267
10. Barry Davis	1975-76	264

REBOUNDS IN CONF. PLAY

1. Andersson Garcia	SEC	2024	180
2. John Beasley	SWC	1966	178
3. Robert Williams	SEC	2017	172
4. Ronnie Peret	SWC	1967	167
5. Jeff Overhouse	SWC	1973	166

REBOUNDING AVERAGE

1. John Beasley	1965-66	11.9
2. Ronnie Peret	1967-68	11.1
3. John Beasley	1964-65	10.9
4. Steve Niles	1970-71	10.9
5. Jerry Windham	1961-62	10.8
6. Walter Davis	1951-52	10.6
7. Claude Riley	1981-82	10.2
8. Jerry Windham	1962-63	10.2
9. Jeff Overhouse	1971-72	10.0
10. Leroy Miksch	1952-53	10.0

REBOUNDING AVERAGE IN CONF. PLAY

1. John Beasley	SWC	1966	12.7
2. Ronnie Peret	SWC	1968	11.9
3. Jeff Overhouse	SWC	1973	11.9
4. Steve Niles	SWC	1970	11.6
5. John Beasley	SWC	1965	11.5

FIELD GOALS

1. Don Marbury	1985-86	285
2. Joe Wilbert	1994-95	253
3. John Beasley	1964-65	250
4. John Beasley	1965-66	246
5. Vernon Smith	1978-79	242
6. Tony Milton	1989-90	239
7. Sonny Parker	1975-76	236
8. Donald Thompson	1988-89	227
9. Acie Law IV	2006-07	216
10. Wade Taylor IV	2023-24	214

FIELD GOALS IN CONF. PLAY

1. John Beasley	SWC	1966	164
2. John Beasley	SWC	1965	156
3. Sonny Parker	SWC	1976	141
4. Don Marbury	SWC	1986	136
5. John Thornton	SWC	1975	127

FIELD GOALS ATT.

1. Wade Taylor IV	2023-24	585
2. John Beasley	1964-65	557
3. John Beasley	1965-66	552
4. Don Marbury	1985-86	538
5. Vernon Smith	1978-79	505
6. Tony Milton	1989-90	496
7. Joe Wilbert	1994-95	473
8. Danuel House	2015-16	467
Elston Turner	2012-13	467
10. Tyrece Radford	2023-24	455

FIELD GOALS ATT. IN CONF. PLAY

1. John Beasley	SWC	1965	340
2. John Beasley	SWC	1964	336
3. Wade Taylor IV	SEC	2023-24	291
4. Sonny Parker	SWC	1976	287
5. Tyrece Radford	SEC	2024	283

FIELD GOALS % (MIN. 175 ATT.)

1. Chinemelu Elonu	2008-09	.665
2. Tyler Davis	2015-16	.655
3. Robert Williams	2017-18	.632
4. Kourtney Roberson	2014-15	.629
5. Rudy Woods	1978-79	.622
6. Tyler Davis	2016-17	.617
DeAndre Jordan	2007-08	.617
8. Jimmie Gilbert	1985-86	.597
9. Rudy Woods	1979-80	.588
10. Tyler Davis	2017-18	.585
Kourtney Roberson	2013-14	.585

FG % IN CONF. PLAY (MIN. 100 ATT.)

1. Josh Nebo	SEC	2020	.656
2. Rudy Woods	SWC	1980	.650
3. Rudy Woods	SWC	1979	.647
4. Chinemelu Elonu	Big 12	2009	.644
5. Robert Williams	SEC	2018	.636

3-POINT FIELD GOALS

1. Wade Taylor IV	2023-24	98
2. Josh Carter	2006-07	86
3. Jamal Jones	2013-14	82
4. Wade Taylor IV	2022-23	79
Josh Carter	2007-08	79
Bernard King	1999-00	79
7. Josh Carter	2008-09	77
8. Danuel House	2015-16	75
9. Elston Turner	2012-13	74
Derrick Hart	1995-96	74

3-POINT FIELD GOALS IN CONF. PLAY

1. Jamal Jones	SEC	2014	50
2. Wade Taylor IV	SEC	2023-24	48
Bernard King	Big 12	2000	48
4. Danuel House	SEC	2015	46
5. Elston Turner	Big 12	2012	45

3-POINT FIELD GOALS ATT.

1. Wade Taylor IV	2023-24	302
2. Danuel House	2015-16	243
3. Bernard King	1999-00	228
4. Jamal Jones	2013-14	224
5. Wade Taylor IV	2022-23	222
6. Josh Carter	2007-08	208
7. Elston Turner	2012-13	205
8. Bernard King	2000-01	196
9. Derrick Hart	1995-96	195
10. Josh Carter	2008-09	193

3-POINT FIELD GOALS ATT. IN CONF. PLAY

1. Wade Taylor IV	SEC	2023-24	151
2. Bernard King	Big 12	2000	137
3. Jamal Jones	SEC	2014	128
4. Wendell Mitchell	SEC	2020	119
5. Wade Taylor IV	SEC	2023-24	117

3-POINT FIELD GOALS % (MIN. 75 ATT.)

1. Josh Carter.....	2006-07.....	.500
2. Acie Law IV.....	2006-07.....	.458
3. Fabyon Harris.....	2012-13.....	.453
4. Antoine Wright.....	2004-05.....	.447
5. Kevin Turner.....	2003-04.....	.430
6. Tracey Anderson.....	1996-97.....	.427
Lynn Suber.....	1989-90.....	.427
7. Chuck Henderson.....	1991-92.....	.421
8. Lynn Suber.....	1990-91.....	.417
10. B.J. Holmes.....	2008-09.....	.415

3-PT FG % IN CONF. PLAY (MIN. 35 ATT.)

1. Bobby Leach.....	Big 12.....	2005.....	.571
2. Josh Carter.....	Big 12.....	2007.....	.506
3. Acie Law IV.....	Big 12.....	2007.....	.500
4. Alex Caruso.....	SEC.....	2016.....	.474
5. B.J. Holmes.....	Big 12.....	2009.....	.470

FREE THROWS

1. Bennie Lenox.....	1962-63.....	190
2. Joe Wilbert.....	1994-95.....	177
3. John Beasley.....	1965-66.....	176
4. Wade Taylor IV.....	2022-23.....	173
5. Quenton Jackson.....	2021-22.....	169
6. Mike Heitmann.....	1969-70.....	166
7. Wade Taylor IV.....	2023-24.....	161
8. Carroll Broussard.....	1960-61.....	160
9. Donald Sloan.....	2009-10.....	157
10. Tyrece Radford.....	2022-23.....	148

FREE THROWS IN CONF. PLAY

1. Bennie Lenox.....	SWC.....	1963.....	136
2. John Beasley.....	SWC.....	1966.....	101
Carroll Broussard.....	SWC.....	1961.....	101
4. Mike Heitmann.....	SWC.....	1970.....	95
5. Wade Taylor IV.....	SEC.....	2023.....	94

FREE THROW ATTEMPTS

1. Joe Wilbert.....	1994-95.....	245
2. Bennie Lenox.....	1962-63.....	231
3. Mike Heitmann.....	1969-70.....	224
4. John Beasley.....	1965-66.....	216
5. Ronnie Peret.....	1968-69.....	211
6. Bernard King.....	2000-01.....	209
7. Quenton Jackson.....	2021-22.....	204
Donald Sloan.....	2009-10.....	204
9. Joseph Jones.....	2005-06.....	200
10. Carroll Broussard.....	1960-61.....	198

FREE THROW ATT. IN CONF. PLAY

1. Bennie Lenox.....	SWC.....	1963.....	160
2. Mike Heitmann.....	SWC.....	1970.....	130
3. Carroll Broussard.....	SWC.....	1961.....	125
4. Ronnie Peret.....	SWC.....	1969.....	124
John Beasley.....	SWC.....	1966.....	124

FREE THROW % (MIN. 75 ATT.)

1. Wade Taylor IV.....	2022-23.....	.878
2. Mike Floyd.....	1974-75.....	.865
3. Willie Foreman.....	1977-78.....	.855
4. Randy Knowles.....	1972-73.....	.851
5. Elston Turner.....	2012-13.....	.848
6. Wade Taylor IV.....	2023-24.....	.847
7. Josh Carter.....	2008-09.....	.847
8. Kenny Brown.....	1984-85.....	.846
9. B.J. Holmes.....	2008-09.....	.843
10. Bennie Lenox.....	1962-63.....	.829

FT % IN CONF. PLAY (MIN. 50 ATT.)

1. Wade Taylor IV.....	SEC.....	2023.....	.922
2. Claude Riley.....	SWC.....	1982.....	.885
3. Elston Turner.....	SEC.....	2013.....	.875
4. Willie Foreman.....	SWC.....	1977.....	.868
5. Mike Heitmann.....	SWC.....	1968.....	.862

ASSISTS

1. David Edwards.....	1993-94.....	265
2. Tony Milton.....	1989-90.....	208
3. Darryl McDonald.....	1987-88.....	196
4. Alex Caruso.....	2015-16.....	185
5. Kyle Kessel.....	1995-96.....	183
6. Alex Caruso.....	2014-15.....	182
7. David Edwards.....	1992-93.....	177
8. Alex Caruso.....	2013-14.....	170
9. Acie Law IV.....	2006-07.....	169
10. Brooks Thompson.....	1990-91.....	165

ASSISTS IN CONF. PLAY

1. David Edwards.....	SWC.....	1994.....	132
2. Darryl McDonald.....	SWC.....	1988.....	119
3. Tony Milton.....	SWC.....	1990.....	115
4. Alex Caruso.....	SEC.....	2016.....	93
5. Alex Caruso.....	SEC.....	2015.....	92

STEALS

1. Darryl McDonald.....	1987-88.....	90
2. Darryl McDonald.....	1986-87.....	83
3. David Edwards.....	1993-94.....	80
4. David Edwards.....	1991-92.....	79
5. Alex Caruso.....	2015-16.....	77
6. Quenton Jackson.....	2021-22.....	70
7. Alex Caruso.....	2014-15.....	69
Alex Caruso.....	2013-14.....	69
David Edwards.....	1992-93.....	69
Reggie Roberts.....	1981-82.....	69



STEALS IN CONF. PLAY

1. Darryl McDonald.....	SWC.....	1987.....	44
2. Darryl McDonald.....	SWC.....	1988.....	41
3. Clifton Cook.....	Big 12.....	1999.....	39
Brian Barone.....	Big 12.....	1998.....	39
5. Brooks Thompson.....	SWC.....	1991.....	38
Darnell Williams.....	SWC.....	1984.....	38

BLOCKED SHOTS

1. David Harris.....	1989-90.....	108
2. Robert Williams.....	2017-18.....	78
3. Robert Williams.....	2016-17.....	77
4. Josh Nebo.....	2018-19.....	69
5. Rudy Woods.....	1979-80.....	68
6. Rudy Woods.....	1978-79.....	65
Winston Crite.....	1984-85.....	65
8. Jimmie Gilbert.....	1982-83.....	63
9. Winston Crite.....	1986-87.....	62
10. Bryan Davis.....	2009-10.....	58

BLOCKED SHOTS IN CONF. PLAY

1. David Harris.....	SWC.....	1990.....	59
2. Robert Williams.....	SEC.....	2017.....	46
3. Josh Nebo.....	SEC.....	2019.....	40
Winston Crite.....	SWC.....	1985.....	40
5. Robert Williams.....	SEC.....	2018.....	39

GAMES PLAYED

1. Hassan Diarra.....	2021-22.....	40
Ethan Henderson.....	2021-22.....	40
Quenton Jackson.....	2021-22.....	40
Tyrece Radford.....	2021-22.....	40
Wade Taylor IV.....	2021-22.....	40

6. Henry Coleman III.....	2021-22.....	39
Andre Gordon.....	2021-22.....	39
8. Manny Obaseki.....	2021-22.....	38
9. Aaron Cash.....	2021-22.....	37
Alex Caruso.....	2015-16.....	37
Anthony Collins.....	2015-16.....	37
Admon Gilder.....	2015-16.....	37
D.J. Hogg.....	2015-16.....	37
Tonny Trocha-Morelos.....	2015-16.....	37

GAMES STARTED

1. Tyrece Radford.....	2021-22.....	40
2. Alex Caruso.....	2015-16.....	37
Anthony Collins.....	2015-16.....	37
4. Wade Taylor IV.....	2023-24.....	36
Henry Coleman III.....	2021-22.....	36
Joseph Jones.....	2007-08.....	36
Dominique Kirk.....	2007-08.....	36
Josh Carter.....	2007-08.....	36
Donald Sloan.....	2007-08.....	36
10. Tyrece Radford.....	2022-23.....	35

MINUTES PLAYED

1. Tyrece Radford.....	2021-22.....	1,204
2. Wade Taylor IV.....	2023-24.....	1,183
3. Vernon Smith.....	1978-79.....	1,172
4. Rynn Wright.....	1979-80.....	1,156
5. Acie Law IV.....	2006-07.....	1,153
6. Don Marbury.....	1985-86.....	1,152
7. Darryl McDonald.....	1988-89.....	1,149

Individual Career Records

POINTS

1. Bernard King	1999-03	1,990
2. Vernon Smith	1977-81	1,778
3. Joseph Jones	2004-08	1,679
4. Acie Law IV	2003-07	1,669
5. John Beasley	1963-66	1,594
6. Wade Taylor IV	2021-Pres.	1,588
7. Winston Crite	1983-87	1,576
8. Josh Carter	2005-09	1,566
9. Donald Sloan	2006-10	1,522
10. Rynn Wright	1977-81	1,495

POINTS IN CONF. PLAY

1. Bernard King	Big 12	2000-03	1,123
2. John Beasley	SWC	1964-66	1,007
3. Acie Law IV	Big 12	2006-07	925
4. Vernon Smith	SWC	1978-81	909
5. Carroll Broussard	SWC	1960-62	825

SCORING AVERAGE (MIN. 50 GAMES)

1. John Beasley	1963-66	21.8
2. Carroll Broussard	1959-62	19.2
3. Don Marbury	1984-86	19.1
4. Joe Wilbert	1993-95	18.7
5. Bennie Lenox	1961-64	18.4
6. Sonny Parker	1974-76	17.7
7. Bernard King	1999-03	17.6
8. Tony Milton	1988-90	16.6
9. Donald Thompson	1987-89	15.9
10. Elston Turner	2011-13	15.7
Randy Knowles	1971-72	15.7

SCORING AVERAGE IN CONF. PLAY

1. John Beasley	SWC	1964-66	23.9
2. Joe Wilbert	SWC	1994-95	20.5
3. Don Marbury	SWC	1984-86	20.4
4. Carroll Broussard	SWC	1960-62	19.6
5. Bernard King	Big 12	2000-03	17.5

REBOUNDS

1. Vernon Smith	1977-81	978
2. Winston Crite	1983-87	913
3. Claude Riley	1979-84	870
Rynn Wright	1977-81	870
5. Rudy Woods	1978-82	853
6. Joseph Jones	2004-08	843
7. Kourtney Roberson	2010-15	833
8. Jimmie Gilbert	1982-86	803
9. John Beasley	1963-66	784
10. Bryan Davis	2006-10	757

REBOUNDS IN CONF. PLAY

1. Vernon Smith	SWC	1978-81	496
2. Rynn Wright	SWC	1978-81	475
3. John Beasley	SWC	1964-66	472
4. Claude Riley	SWC	1980-83	461
5. Winston Crite	SWC	1984-87	453

REBOUNDING AVERAGE (MIN. 50 GAMES)

1. John Beasley	1963-66	10.8
2. Ronnie Peret	1966-69	9.8
3. Jeff Overhouse	1970-73	9.5
4. Jerry Windham	1960-63	8.9
5. Steve Niles	1968-71	8.8
6. Randy Knowles	1971-74	8.8
7. Robert Williams	2016-18	8.7
Barry Davis	1974-76	8.7
9. George Mehaffey	1954-57	8.5
10. Carroll Broussard	1959-62	8.3

REBOUNDING AVG. IN CONF. PLAY (MIN. 50 GM)

1. John Beasley	SWC	1964-66	11.2
2. Jeff Overhouse	SWC	1971-73	10.5
3. Ronnie Peret	SWC	1967-69	9.8
4. Randy Knowles	SWC	1972-74	9.6
5. George Mehaffey	SWC	1955-57	8.5

FIELD GOALS

1. Vernon Smith	1977-81	796
2. Bernard King	1999-03	635
3. John Beasley	1963-66	617
4. Winston Crite	1983-87	614
5. Rynn Wright	1977-81	612
6. Acie Law IV	2003-07	605
7. Joseph Jones	2007-08	588
8. Claude Riley	1979-82	555
9. Rudy Woods	1978-82	536
10. Tyler Davis	2015-	522

FIELD GOALS IN CONF. PLAY

1. Vernon Smith	SWC	1978-81	398
2. John Beasley	SWC	1964-66	392
3. Bernard King	Big 12	2000-03	361
4. Acie Law IV	Big 12	2004-07	332
5. Rynn Wright	SWC	1978-81	310

FIELD GOAL ATT.

1. Vernon Smith	1977-81	1,700
2. Bernard King	1999-03	1,567
3. John Beasley	1961-64	1,380
4. Wade Taylor IV	2021-Pres.	1,300
5. Acie Law IV	2003-07	1,298
6. Rynn Wright	1977-81	1,220
7. Donald Sloan	2006-10	1,214
8. Claude Riley	1979-83	1,165
9. Tyrece Radford	2021-24	1,155
10. Todd Holloway	1983-87	1,150

FIELD GOAL ATT. IN CONF. PLAY

1. Bernard King	Big 12	2000-03	914
2. Vernon Smith	SWC	1977-81	894
3. John Beasley	SWC	1962-64	831
4. Acie Law IV	Big 12	2004-07	708
5. Wade Taylor IV	SEC	2021-Pres.	669

FIELD GOAL % (MIN. 400 ATT.)

1. Tyler Davis	2015-18	.614
2. Kourtney Roberson	2010-15	.605
3. Robert Williams	2016-18	.591
4. Rudy Woods	1978-82	.584
5. Antanas Kavaliauskas	2005-07	.564
6. Winston Crite	1983-87	.562
6. Damon Johnson	1991-95	.559
8. Donald Thompson	1987-89	.558
9. Henry Coleman III	2021-Pres.	.555
10. Joe Wilbert	1993-95	.547

FIELD GOAL % IN CONF. PLAY (MIN. 250 ATT.)

1. Rudy Woods	SWC	1979-82	.622
2. Kourtney Roberson	SEC	2010-15	.584
3. Robert Williams	SEC	2016-18	.583
4. Tyler Davis	SEC	2015-18	.581
5. Damon Johnson	SWC	1991-95	.562

3-POINT FIELD GOALS

1. Josh Carter	2005-09	299
2. Bernard King	1999-03	232
3. Wade Taylor IV	2021-Pres.	221
4. B.J. Holmes	2007-11	184
5. Antoine Wright	2002-05	181
6. Dominique Kirk	2004-07	175
7. D.J. Hogg	2015-18	155
8. Chuck Henderson	1990-94	149
9. Elston Turner	2011-13	144
10. Admon Gilder	2015-18	140

3-POINT FIELD GOALS IN CONF. PLAY

1. Josh Carter	Big 12	2006-09	139
2. Bernard King	Big 12	2000-03	132
3. Wade Taylor IV	2021-Pres.	110	
4. Antoine Wright	Big 12	2003-05	94
5. Chuck Henderson	SWC	1991-94	92

3-POINT FIELD GOAL ATT.

1. Josh Carter	2005-09	715
2. Bernard King	1999-03	700
3. Wade Taylor IV	2021-Pres.	682
4. Antoine Wright	2002-05	482
5. B.J. Holmes	2007-11	465
6. Dominique Kirk	2004-08	457
7. D.J. Hogg	2015-18	431
8. Danuel House	2014-16	398
9. Elston Turner	2011-13	385
10. Savion Flagg	2017-21	383

3-POINT FIELD GOAL ATT. IN CONF. PLAY

1. Bernard King	Big 12	2000-03	390
2. Wade Taylor IV	SEC	2021-Pres.	353
3. Josh Carter	Big 12	2005-08	337
4. Antoine Wright	Big 12	2003-05	264
5. Savion Flagg	SEC	2018-21	247

3-POINT FIELD GOAL % (MIN. 100 ATT.)

1. Tracey Anderson	1996-97	.427
2. Josh Carter	2005-09	.418
3. Kevin Turner	2002-04	.416
4. JC Hampton	2016-17	.413
5. Chuck Henderson	1990-94	.404
6. B.J. Holmes	2007-11	.396
7. Elston Turner	2011-12	.389
8. Lynn Suber	1988-91	.387
9. Brandon Mahan	2018-19	.384
10. Dominique Kirk	2004-08	.383

3-POINT FG % IN CONF. PLAY (MIN. 70 ATT.)

1. Chuck Henderson	SWC	1991-94	.436
2. Josh Carter	Big 12	2006-09	.412
3. Lynn Suber	SWC	1989-91	.408
4. B.J. Holmes	Big 12	2008-11	.405
5. Michael Schmidt	Big 12	1998-99	.396

FREE THROWS

1. Bernard King	1999-03	488
2. Joseph Jones	2004-08	480
3. Wade Taylor IV	2021-Pres.	407
4. Bennie Lenox	1961-64	404
5. Carroll Broussard	1959-62	396
6. Mike Heitmann	1967-70	377
7. Donald Sloan	2006-10	368
8. John Beasley	1963-66	360
9. Ronnie Peret	1966-69	353
10. Winston Crite	1983-87	348

FREE THROWS IN CONF. PLAY

1. Bernard King	Big 12	2000-03	269
2. Joseph Jones	Big 12	2004-08	250
3. Bennie Lenox	SWC	1962-64	246
4. Carroll Broussard	SWC	1960-62	241
5. John Beasley	SWC	1964-66	223

FREE THROW ATT.

1. Bernard King	1999-03	680
2. Joseph Jones	2003-08	678
3. Ronnie Peret	1966-69	532
4. Winston Crite	1983-87	518
5. Carroll Broussard	1959-62	508
6. Bennie Lenox	1962-64	505
7. Donald Sloan	2006-10	503
8. Bryan Davis	2006-10	501
9. Mike Heitmann	1967-70	500
10. Wade Taylor IV	2021-Pres.	481

FREE THROW ATT. IN CONF. PLAY

1. Bernard King Big 12 2000-03368
2. Joseph Jones Big 12 2005-07351
3. Carroll Broussard SWC 1960-62306
Bennie Lenox SWC 1962-64306
5. Ronnie Peret SWC 1967-69297

FREE THROW % (MIN. 200 ATT.)

1. Wade Taylor IV2021-Pres846
Mike Floyd1972-75846
3. Neil Swisher1956-59817
4. Josh Carter2005-09803
5. Randy Knowles1971-74801
6. Bennie Lenox1961-64800
6. B.J. Holmes2007-11797
7. Quenton Jackson2019-22793
8. John Beasley1963-66791
9. Carroll Broussard1959-62780
10. Admon Gilder2015-18774

FREE THROW % IN CONF. PLAY (MIN. 100 ATT.)

1. Wade Taylor IVSEC...2021-Pres866
2. Wendell MitchellSEC.....2019-20832
3. Elston TurnerBig 12/SEC.....2012-13829
4. Quenton JacksonSEC.....2020-22829
5. Bennie LenoxSWC.....1962-64804

ASSISTS

1. Alex Caruso2012-16649
2. David Edwards1991-94602
3. Bernard King1999-03550
4. Acie Law IV2003-07545
5. Dave Goff1976-80535
6. Todd Holloway1983-87491
7. Dominique Kirk2005-08382
8. Dash Harris2008-12379
9. Donald Sloan2006-10370
10. Wade Taylor IV2021-Pres369

ASSISTS IN CONF. PLAY

1. Alex CarusoSEC.....2012-16335
2. Bernard KingBig 12.....2000-03314
3. David EdwardsSWC.....1992-94294
4. Dave GoffSWC.....1976-80285
5. Acie Law IVBig 12.....2004-07275

STEALS

1. Alex Caruso2012-16276
2. David Edwards1991-94228
3. Todd Holloway1983-87208
4. Dave Goff1976-80198
5. Wade Taylor IV2021-Pres175
6. Darryl McDonald1986-88173
7. Reggie Roberts1980-83160
8. Acie Law IV2003-07156
9. Bernard King1999-03152
10. Dash Harris2008-12140

STEALS IN CONF. PLAY

1. Alex CarusoSEC.....2013-16133
2. Todd HollowaySWC.....1984-87116
2. Dave GoffSWC.....1977-8097
3. David EdwardsSWC.....1992-9494
4. Bernard KingBig 12.....2000-0391
5. Wade Taylor IV2021-Pres89

BLOCKED SHOTS

1. Winston Crite1983-87200
2. Rudy Woods1978-82192
3. Robert Williams2016-18155
4. Bryan Davis2006-10154
5. Jimmie Gilbert1982-86145
6. Josh Nebo2018-20124
7. Tyler Davis2015-18117
8. Calvin Davis1995-98110
9. David Harris1989-90108
10. Tonny Trocha-Morelos2014-1898

BLOCKED SHOTS IN CONF. PLAY

1. Winston CriteSWC.....1984-87117
3. Robert WilliamsSEC.....2016-1885
3. Rudy WoodsSWC.....1979-8272
4. Josh NeboSEC.....2019-2064
Bryan DavisBig 12.....2007-1064

GAMES PLAYED

1. Kourtney Roberson2010-15142
2. Donald Sloan2006-10138
3. Alex Caruso2015-16137
4. Bryan Davis2006-10135
Josh Carter2005-09135
6. David Loubeau2008-12133
7. Tonny Trocha-Morelos2014-18132
Dominique Kirk2004-08132
9. Joseph Jones2004-08131
10. B.J. Holmes2007-11130

GAMES PLAYED IN CONF. PLAY

1. Alex CarusoSEC.....2013-1672
2. Tonny Trocha-MorelosSEC.....2014-1871
Jordan GreenBig 12/SEC.....2012-1571
4. Kourtney RobersonBig 12/SEC.....2011-1570
5. Tavario MillerSEC.....2013-1769



Alex Caruso owns career school records for steals and assists and he remains the only player in SEC history to score more than 1,000 points while also compiling more than 600 assists, 500 steals and 250 steals. Caruso was inducted into the Texas A&M Athletics Hall of Fame in 2024.

GAMES STARTED

1. Dominique Kirk2004-08132
2. Joseph Jones2004-08131
3. Alex Caruso2012-16120
Jimmie Gilbert1982-86120
5. Winston Crite1983-87118
6. Vernon Smith1977-81116
Dave Goff1976-80116
8. Todd Holloway1983-87112
9. Rynn Wright1977-81109
Josh Carter2005-09109

GAMES STARTED IN CONF. PLAY

1. Winston CriteSWC.....1984-8764
Dominique KirkBig 12.....2005-0864
Joseph JonesBig 12.....2005-0864
4. Alex CarusoSEC.....2013-1663
5. Jimmie GilbertSWC.....1983-8662

MINUTES PLAYED

1. Todd Holloway1983-874,071
2. Winston Crite1983-874,049
3. Vernon Smith1977-813,956
4. Alex Caruso2012-163,933
5. Donald Sloan2006-103,860
6. Dominique Kirk2004-083,816
7. Acie Law IV2003-073,760
8. Bernard King1999-033,754
9. Josh Carter2005-093,709
10. Jimmie Gilbert1982-863,692

MINUTES PLAYED IN CONF. PLAY

1. Todd HollowaySWC.....1984-872,199
2. Winston CriteSWC.....1984-872,192
3. Alex CarusoSEC.....2013-162,142
4. Bernard KingBig 12.....2000-032,120
5. Vernon SmithSWC.....1978-812,096

Individual Game Records (By Class)

POINTS

Freshman	34
Bernard King vs. Colorado	2/12/00
Sophomore	35
Joseph Jones vs. North Texas	12/6/05
Junior	43
John Beasley vs. Baylor	2/13/65
Bennie Lenox vs. Texas	2/19/63
Senior	53
Bennie Lenox vs. Wyoming	12/28/63

REBOUNDS

Freshman	17
Rudy Woods vs. SMU	1/13/79
Rynn Wright vs. Texas	1/23/78
Rynn Wright vs. Rice	2/21/78
Sophomore	23
Cedric Joseph vs. Angelo State	12/4/72
Junior	21
Steve Niles vs. Furman	12/29/69
Senior	20
Jeff Overhouse vs. Texas Tech	2/24/73

FIELD GOALS

Freshman	14
Vernon Smith vs. SW Louisiana	2/1/77
Sophomore	13
Joseph Jones vs. Baylor	1/28/06
Junior	20
Randy Knowles vs. Arkansas	2/10/73
Senior	19
Bennie Lenox vs. Wyoming	12/28/63

FIELD GOAL ATTEMPTS

Freshman	24
Vernon Smith vs. SW Louisiana	12/1/77
Sophomore	27
George Mehaffey vs. Houston	1/15/55
Junior	32
Wade Taylor IV vs. Arkansas	1/16/2024
Senior	36
Bennie Lenox vs. Wyoming	12/28/63
John Beasley vs. Arkansas	3/3/66

FIELD GOAL PERCENTAGE

Freshman	.909 (10-11)
Damon Johnson vs. SW Texas St.	12/28/91
Sophomore	1.000 (13-13)
Vernon Smith vs. Alaska-Anchorage	11/24/78
Junior	1.000 (8-8)
Joseph Jones vs. Grambling State	12/28/06
Senior	1.000 (11-11)
Quenton Jackson vs. Georgia	2/22/22

FREE THROWS

Freshman	15
Freddie Ricks vs. S.F. Austin	12/4/87
Sophomore	16
Mike Floyd vs. Houston	1/5/73
Joseph Jones vs. North Texas	12/6/05
Wade Taylor IV vs. Tennessee	2/21/23
Junior	19
Carroll Broussard vs. Texas	1/16/61
Senior	18
Mike Heitmann vs. La. Tech	1/24/70

FREE THROW ATTEMPTS

Freshman	15
Freddie Ricks vs. S.F. Austin	12/4/87
Sophomore	21
Damon Johnson vs. Texas	2/10/93
Junior	22
Carroll Broussard vs. Texas	1/16/61
Senior	22
Mike Heitmann vs. La. Tech	1/24/70

FREE THROW PERCENTAGE

Freshman	1.000 (15-15)
Freddie Ricks vs. S.F. Austin	12/4/87
Sophomore	1.000 (16-16)
Mike Floyd vs. Houston	1/5/73
Junior	1.000 (17-17)
Bennie Lenox vs. Arkansas	2/16/63
Senior	1.000 (11-11)
Paul Crawford vs. Arkansas	1/16/88
Antoine Wright vs. Colorado	2/19/05

3-POINT FIELD GOALS

Freshman	8
Jerald Brown vs. Nebraska	1/11/97
Sophomore	8
Bernard King vs. Lamar	12/5/00
Josh Carter, three times in 2006-07	
Junior	7
Lynn Suber vs. Connecticut	11/24/89
Chris Clayton vs. Md-Eastern Shore	12/21/97
Antoine Wright vs. Texas Tech	2/26/05
Jamal Jones vs. Houston	12/4/13
Danuel House at S. Carolina	2/21/15
DJ Hogg at S. Carolina	1/7/17
Wade Taylor IV vs. Nebraska	3/22/24
Senior	7
Josh Carter vs. Iowa State	2/28/09
Elston Turner vs. Ole Miss	2/13/13
Wendell Mitchell vs. Florida	1/22/19

3-POINT FG ATTEMPTS

Freshman	15
Bernard King vs. Lamar	12/18/99
Sophomore	13
Josh Carter vs. Grambling St.	12/28/06
Junior	14
Wade Taylor IV, three times in 2023-24	
Senior	15
Danuel House at Arizona State	12/5/15

3-POINT FG PERCENTAGE

Freshman	1.000 (5-5)
Josh Carter vs. Grambling	12/10/05
Sophomore	.857 (6-7)
B.J. Holmes vs. Texas Tech	1/28/09
Junior	.875 (7-8)
Lynn Suber vs. Connecticut	11/24/89
Antoine Wright vs. Texas Tech	2/26/05
Senior	.833 (5-6)
J.C. Hampton at West Virginia	1/28/17
Donald Sloan vs. Ok State	1/27/10
Donald Sloan vs. Samford	11/20/09
Dominique Kirk vs. K-State	3/14/08

ASSISTS

Freshman	14
Dave Goff vs. Texas	1/10/77
Sophomore	15
Kyle Kessel vs. TCU	1/31/81
Junior	14
Clifton Cook vs. Centenary	11/23/98
David Edwards vs. TCU	2/20/93
Senior	15
Tony Milton vs. Marshall	12/7/89
David Edwards vs. TCU	1/25/94
Acie Law IV vs. Texas	2/5/07

STEALS

Freshman	8
Michael Schmidt vs. SFA	11/22/97
Sophomore	9
David Edwards vs. Prairie View A&M	11/25/91
Junior	9
Darryl McDonald vs. Lehigh	12/29/86
Senior	9
Darryl McDonald vs. SMU	1/6/88

BLOCKED SHOTS

Freshman	6
Robert Williams vs. Auburn	2/18/17
DeAndre Jordan vs. Baylor	3/5/08
Calvin Davis vs. TCU	1/31/96
Sophomore	7
Robert Williams vs. Alabama	3/8/18
Junior	9
David Harris vs. Baylor	1/3/90
Senior	7
Tonny Trocha-Morelos	12/21/17



Individual Season Records (By Class)

POINTS

Freshman474
Bernard King	1999-00
Sophomore572
Wade Taylor IV	2022-23
Junior687
Wade Taylor IV	2023-24
Senior697
Don Marbury	1985-86

SCORING AVERAGE

Freshman16.9
Bernard King	1999-00
Sophomore18.0
Bernard King	2000-01
Junior25.8
John Beasley	1964-65
Senior27.8
John Beasley	1965-66

REBOUNDS

Freshman286
Rudy Woods	1978-79
Sophomore277
Robert Williams	2017-18
Junior317
Claude Riley	1981-82
Senior327
Andersson Garcia	2023-24

REBOUNDING AVERAGE

Freshman 8.7
Rudy Woods	1978-79
Sophomore 9.5
John Beasley	1963-64
Junior11.1
Ronnie Peret	1967-68
Senior11.9
John Beasley	1965-66

FIELD GOALS

Freshman199
Rudy Woods	1978-79
Sophomore242
Vernon Smith	1978-79
Junior250
John Beasley	1964-65
Senior285
Don Marbury	1985-86

FIELD GOAL ATTEMPTS

Freshman410
Bernard King	1999-00
Sophomore505
Vernon Smith	1978-79
Junior585
Wade Taylor IV	2023-24
Senior552
John Beasley	1965-66

FIELD GOAL PERCENTAGE

Freshman655
Tyler Davis	2015-16
Sophomore617
Tyler Davis	2016-17
Junior612
Garry Nottingham	1995-96
Senior629
Kourtney Roberson	2014-15

FREE THROWS

Freshman109
Joseph Jones	2004-05
Sophomore173
Wade Taylor IV	2023-24
Junior190
Bennie Lenox	1962-63
Senior176
John Beasley	1965-66

FREE THROW ATTEMPTS

Freshman174
Joseph Jones	2004-05
Sophomore200
Joseph Jones	2005-06
Junior231
Bennie Lenox	1962-63
Senior224
Mike Heitmann	1969-70

FREE THROW PERCENTAGE

Freshman782
Claude Riley	1979-80
Sophomore878
Wade Taylor IV	2023-24
Junior851
Randy Knowles	1972-73
Senior865
Mike Floyd	1974-75

3-POINT FIELD GOALS

Freshman79
Bernard King	1999-00
Sophomore86
Josh Carter	2006-07
Junior98
Wade Taylor IV	2023-24
Senior77
Josh Carter	2008-09

3-POINT FG ATTEMPTS

Freshman228
Bernard King	1999-00
Sophomore222
Wade Taylor IV	2022-23
Junior302
Wade Taylor IV	2023-24
Senior243
Danuel House	2015-16

3-POINT FG PERCENTAGE

Freshman401
Josh Carter	2005-06
Sophomore500
Josh Carter	2006-07
Junior447
Antoine Wright	2004-05
Senior427
Tracey Anderson	1996-97

ASSISTS

Freshman161
Kyle Kessel	1994-95
Sophomore183
Kyle Kessel	1995-96
Junior182
Alex Caruso	2014-15
Senior265
David Edwards	1993-94

STEALS

Freshman61
Alex Caruso	2012-13
Sophomore79
David Edwards	1991-92
Junior83
Darryl McDonald	1986-87
Senior90
Darryl McDonald	1987-88

BLOCKED SHOTS

Freshman77
Robert Williams	2016-17
Sophomore78
Robert Williams	2017-18
Junior108
David Harris	1989-90
Senior62
Winston Crite	1986-87



ANTOINE WRIGHT



KYLE KESSEL

Single Game Team Records (After 1971)

MOST POINTS IN A GAME

YEAR	OPPONENT	A&M	OPP
1975-76	Houston Baptist	127	80
1968-69	SMU	119	98
1967-68	Texas	117	105
1988-89	Stephen F. Austin	117	88
1975-76	Wayland Baptist	115	64
1989-90	Fla. International	114	90
1978-79	Prairie View A&M	113	63
1975-76	TCU	111	70
1969-70	Midwestern	109	80
1972-73	Arkansas	108	82

MOST POINTS IN A CONF. GAME

YEAR	OPPONENT	A&M	OPP
1968-69	SMU	119	98
1967-68	Texas	117	105
1975-76	TCU	111	70
1972-73	Arkansas	108	82
1980-81	Texas	108	79
1988-89	Texas	106	89
1964-65	Rice	104	93
1964-65	TCU	102	95
1974-75	SMU	102	77
1984-85	Baylor	102	78

100-POINT GAMES (57)

YEAR	OPPONENT	A&M	OPP
1964-65	Rice	104	93
	TCU	102	95
1967-68	Trinity	106	95
	Texas	117	105
1968-69	Louisiana Tech	102	83
	SMU	119	98
1969-70	Midwestern	109	80
1971-72	Baylor (OT)	101	95
1972-73	Wayland Baptist	100	60
	Ole Miss	100	83
	Wichita State	102	86
	Arkansas	108	82
1973-74	Southwestern	100	87
1974-75	Sam Houston	101	71
	SMU	102	77
	SMU	100	77
1975-76	Wayland Baptist	115	64
	SWTSU	107	74
	Houston Baptist	127	80
	Sam Houston	105	74
	TCU	111	70

1976-77	Sam Houston	100	83
1977-78	Stamford	106	91
1978-79	Anchorage	100	70
	Sam Houston	107	74
	Prairie View A&M	113	63
	Nevada-Las Vegas	101	99
	Vermont	104	76
1979-80	Texas Lutheran	105	65
1980-81	Texas	108	79
1981-82	St. Edwards	104	75
1984-85	Baylor	102	78
1988-89	Stephen F. Austin	117	88
	Texas	106	89
1989-90	Fla. International	114	90
	Texas Tech	101	85
	Arkansas	100	114
	Rice	103	95
1990-91	Sam Houston State	103	87
	Centenary	103	82
1993-94	Montana State (2OT)	102	95
1997-98	Missouri-Kansas City	102	61
	Maryland-E.S.	105	60
2000-01	VCU (OT)	106	107
2002-03	Louisiana-Monroe	107	66
2003-04	Alabama A&M	100	65
	Grambling (2OT)	130	101
2005-06	Grambling	101	71
2006-07	Grambling	101	27
	Texas	100	82
2007-08	Texas State	109	73
	Baylor (5OT)	110	116
2014-15	Northwestern State	109	68
2015-16	USC Upstate	104	64
	Southeastern Louisiana	100	58
2017-18	Savannah State	113	66
2021-22	Dallas Christian	102	52

MOST POINTS IN A HALF

1.	vs. Houston Baptist	12/6/75	72	2nd
2.	vs. Stephen F. Austin	11/28/88	70	2nd
3.	vs. St. Edward's	11/30/81	65	2nd
	vs. Texas	2/21/81	65	2nd
	vs. Prairie View A&M	12/12/78	65	2nd
	vs. TCU	2/19/76	65	2nd
	vs. Grambling State	12/28/06	65	1st
8.	vs. Savannah State	12/13/17	61	2nd
	vs. Long Island	12/16/89	61	1st
	vs. UNLV	12/15/78	61	1st

FEWEST POINTS IN A HALF

1.	vs. Oklahoma	3/1/08	10	1st
2.	vs. Santa Clara	12/29/99	11	1st
	vs. Northwestern	12/18/93	11	1st
4.	vs. Eastern Montana	12/30/80	12	2nd
5.	vs. Princeton	12/27/96	13	2nd
6.	vs. Kansas State	2/12/02	13	1st
7.	vs. Oklahoma	12/21/13	14	1st
	vs. Texas Tech	2/23/02	14	1st
9.	vs. SMU	2/11/92	15	1st
	vs. Baylor	1/9/82	15	1st
	vs. Washington	3/8/51	15	1st

MOST POINTS IN THE FIRST HALF

1.	vs. Grambling State	12/28/06	65
	vs. Long Island	12/16/89	61
	vs. UNLV	12/15/78	61
4.	vs. Sam Houston State	12/6/78	60
	vs. Louisiana-Monroe	12/22/02	60

MOST POINTS IN THE SECOND HALF

1.	vs. Houston Baptist	12/6/76	72
2.	vs. Stephen F. Austin	11/28/88	70
3.	vs. St. Edward's	11/30/81	65
	vs. Texas	2/21/81	65
	vs. Prairie View A&M	12/12/78	65
	vs. TCU	2/19/76	65
7.	vs. Savannah State	12/13/17	61
8.	vs. Sam Houston State	12/6/78	60
	vs. Mississippi	12/30/72	60
	vs. Penn State	12/30/72	60
	vs. A&M-Kingsville	11/26/01	60
	vs. Baylor	2/24/07	60

MOST POINTS IN AN OVERTIME PERIOD

1.	vs. North Carolina	3/9/80	25
2.	vs. Va. Commonwealth	12/2/00	22
3.	vs. Oklahoma	1/21/12	16
	vs. Baylor	2/22/72	16
5.	vs. Detroit-Mercy	12/30/00	15
6.	vs. Missouri	1/15/11	14
	vs. TCU	1/16/85	14
8.	vs. Colorado	2/9/11	13
	vs. Alabama	12/13/08	13
	vs. Nebraska	3/4/00	13
	vs. UNLV	1/19/93	13
	vs. Hawaii	12/29/87	13
	vs. Grambling	12/21/03	13

FEWEST POINTS IN AN OVERTIME PERIOD

1.	vs. Eastern Montana	12/30/80	0
	vs. North Carolina	3/9/80	0
3.	vs. TCU	2/22/84	2
	vs. Texas	1/26/81	2
5.	vs. SMU	1/27/93	3

FIELD GOALS

1.	vs. Arkansas	2/10/73	49
2.	vs. Houston Baptist	12/6/75	48
	vs. Texas	2/10/68	48
4.	vs. Southwestern	1/8/74	47
5.	vs. Fla. International	12/21/89	46
	vs. SMU	2/4/75	46
	vs. SMU	2/28/69	46
8.	vs. Savannah State	12/13/17	42
	vs. Southwest Texas	12/3/75	45

FIELD GOAL ATTEMPTS

1.	vs. Houston Baptist	12/6/75	104
2.	vs. Sam Houston State	12/6/77	99
3.	vs. Houston Baptist	1/3/76	98
4.	vs. Texas Lutheran	12/6/79	97
5.	vs. Houston	1/4/75	95
6.	vs. Baylor	1/23/08	94
7.	vs. Arkansas	2/5/74	92
8.	vs. Louisville	12/27/75	91
9.	vs. Savannah State	12/13/17	90
	vs. TCU	1/19/74	90
	vs. Southwest Texas	12/3/75	90
	vs. Wayland Baptist	12/1/75	90

HIGHEST FIELD GOAL PERCENTAGE

1.	vs. Stephen F. Austin	11/28/88	.727	48-66
2.	vs. Texas	1/13/87	.692	27-39
3.	vs. Auburn	2/18/17	.689	31-45
4.	vs. Davidson	12/13/80	.681	32-47
5.	vs. Texas State	12/8/07	.672	41-61
6.	vs. USC Upstate	11/13/16	.667	37-57
7.	vs. Liberty	11/9/11	.654	34-52
8.	vs. Louisiana-Monroe	12/27/02	.649	37-57
9.	vs. Houston	2/22/80	.647	33-51
10.	vs. TCU	3/6/87	.645	31-48

LOWEST FIELD GOAL PERCENTAGE

1.	vs. Temple	11/29/19	.224	13-58
2.	vs. Northwestern	12/18/93	.236	17-72
3.	vs. Kansas State	12/3/60	.246	17-69
4.	vs. LSU	1/6/24	.254	15-59
5.	vs. Oklahoma	3/1/08	.255	13-52
6.	at Florida	2/1/14	.259	14-54
7.	vs. Missouri	1/19/19	.260	13-50
8.	vs. SMU	1/12/91	.262	17-65
	vs. Washington	3/8/51	.262	17-65
	vs. Kansas	2/26/03	.262	17-65
9.	vs. Houston	2/18/87	.267	16-60
10.	vs. Oklahoma	12/21/13	.269	18-67

3-POINT FIELD GOALS

1.	vs. Savannah State	12/13/17	16
2.	vs. DePaul	12/6/23	14
	vs. LSU	1/14/20	14
	vs. Southeastern Louisiana	11/16/15	14
5.	at Ole Miss	3/9/24	13
	vs. Nebraska	3/22/24	13
	vs. USC Upstate	11/13/15	13
	vs. Texas	2/28/07	13
	vs. Southern	11/20/05	13
	vs. Baylor	2/2/00	13

3-POINT FIELD GOAL ATTEMPTS

1.	vs. LSU	1/26/21	38
	vs. Savannah State	11/7/18	38
	vs. Savannah State	12/13/17	38
4.	vs. LSU	1/14/20	35
5.	vs. Tennessee	2/24/24	34
	vs. Penn State	3/16/23	34
7.	at LSU	1/20/24	33
	at Memphis	12/10/23	33
	vs. Temple	11/29/19	33
	vs. Cal Poly	12/29/15	33
	vs. Wisconsin-GB	12/1/95	33

3-POINT FIELD GOAL PERCENTAGE (MIN. 5 ATT.)

1.	vs. Baylor	1/30/93	.800	4-5
	vs. South Alabama	12/28/90	.800	4-5
3.	vs. Texas Tech	1/11/95	.778	7-9
4.	vs. Idaho State	11/25/06	.750	12-16
5.	vs. Baylor	1/14/09	.667	6-9
	vs. Oklahoma	2/1/06	.667	10-15
	vs. Texas	2/18/98	.667	6-9
	vs. Texas	1/13/87	.667	4-6
9.	vs. Connecticut	11/24/89	.647	11-17
10.	vs. Auburn	2/18/17	.643	9-14
	vs. Baylor	3/05/05	.643	9-14

FREE THROWS

1.	vs. Pepperdine	12/22/54	46
2.	vs. Arkansas	2/22/58	40
3.	vs. Baylor	1/23/08	36
4.	vs. Arkansas	3/1/86	35
	vs. Baylor	2/24/07	35
6.	vs. Alcorn State	11/12/10	34
	vs. Houston	12/29/05	34
	vs. Montana State	12/6/93	34
	vs. Trinity	12/4/67	34
10.	vs. Tulane	11/26/05	33
	vs. Marquette	1/9/85	33
	vs. Prairie View A&M	12/12/78	33
	vs. Sam Houston State	1/16/75	33
	vs. Oral Roberts	12/23/72	33
	vs. Texas	2/10/70	33

FREE THROWS ATTEMPTS

1.	vs. Pepperdine	12/22/54	67
2.	vs. Baylor	1/23/08	59
3.	vs. Montana State	12/6/93	52
4.	vs. Texas Tech	2/21/09	51
5.	vs. Alcorn State	11/12/10	48
	vs. North Carolina	3/9/80	48
7.	vs. Houston	12/29/05	47
	vs. Texas Tech	3/7/87	47
	vs. Marquette	1/9/85	47
	vs. SMU	2/28/69	47

HIGHEST FREE THROW PERCENTAGE (MIN. 14 ATT.)

1.	vs. Florida A&M	12/15/09	1.000	20-20
2.	vs. Oklahoma State	12/30/88	1.000	15-15
3.	vs. Long Island	1/6/04	.958	23-24
4.	vs. Kentucky	2/2/13	.947	18-19
	vs. Texas Tech	2/10/96	.947	18-19
6.	vs. Rice	1/12/93	.941	16-17
7.	vs. Houston	1/6/73	.939	31-33
8.	vs. Arkansas	1/24/76	.937	15-16

LOWEST FREE THROW PERCENTAGE (MIN. 13 ATT.)

1.	vs. Arkansas	2/23/91	.200	3-15
2.	vs. Clemson	12/22/96	.333	5-15
3.	vs. Texas	2/18/98	.357	10-28
4.	vs. Arkansas-Pine Bluff	12/16/07	.375	6-16
5.	vs. Baylor	1/7/98	.381	8-21
6.	vs. Virginia Tech	12/20/80	.385	5-13
	vs. Oklahoma State	3/8/03	.385	5-13
8.	vs. Maryland-E.S.	12/21/97	.406	13-32
9.	vs. New Mexico	12/10/91	.407	11-27
10.	vs. Auburn	12/17/90	.428	6-14

REBOUNDS

1.	vs. Wayland Baptist	11/28/72	76
2.	vs. Trinity	1/13/71	74
3.	vs. TCU	1/19/74	70
4.	vs. Texas Tech	2/27/68	69
5.	vs. Houston Baptist	11/30/73	68
6.	vs. UNLV	12/15/78	66
	vs. SMU	1/15/72	66
8.	vs. Savannah State	12/13/17	65
	vs. Houston Baptist	12/6/75	65
	vs. TCU	2/3/73	65

ASSISTS

1.	vs. Missouri - Kansas City	11/24/97	34
	vs. TCU	2/26/96	34
3.	vs. Savannah State	12/13/17	32
	vs. Houston	2/22/86	32
	vs. Vermont	12/8/79	32
	vs. TCU	2/19/76	32

7.	vs. Maryland-E.S.	12/21/97	31
	vs. Centenary	1/14/91	31
	vs. Arkansas	1/29/86	31
	vs. TCU	2/23/82	31

STEALS

1.	vs. Bethune-Cookman	11/29/97	21
	vs. Maryland-B.C.	11/28/95	21
	vs. Sam Houston State	12/3/81	21
	vs. Houston Baptist	1/3/76	21
5.	vs. East Texas State	12/12/79	20
	vs. Grambling State	12/28/06	20
7.	vs. Stephen F. Austin	11/22/97	19
	vs. Columbia	12/2/95	19
	vs. St. Edward's	11/30/81	19
	vs. TCU	2/19/76	19
	vs. Wayland Baptist	12/1/75	19

BLOCKED SHOTS

1.	vs. Mississippi State	11/11/13	12
2.	vs. South Carolina	2/3/18	11
	vs. Pepperdine	11/24/17	11
	vs. LSU	1/11/17	11
	vs. Maryland-E.S.	12/21/97	11
	vs. Michigan State	11/25/89	11
7.	vs. Houston	12/4/13	10
	vs. Arkansas-Pine Bluff	11/26/13	10
	vs. Nebraska	2/25/06	10
	vs. Grambling State	12/22/04	10
	vs. Texas	3/9/90	10
	vs. Rice	2/24/90	10
	vs. Baylor	2/3/90	10
	vs. Rice	1/24/90	10
	vs. Rice	3/2/85	10
	vs. Oklahoma City	12/11/81	10
	vs. Texas State	12/8/07	10

TURNOVERS

1.	vs. George Washington	12/21/73	41
2.	vs. Texas	1/4/95	35
3.	vs. UNLV	12/23/88	33
	vs. Oklahoma	11/28/87	33
	vs. UNLV	12/23/78	33
6.	vs. Indiana	12/14/74	32
7.	vs. Vermont	12/30/78	31
8.	vs. Texas	2/3/99	30
	vs. Oklahoma State	1/30/99	30
	vs. Arizona	12/28/95	30
	vs. SMU	3/4/75	30

PERSONAL FOULS

1.	vs. Washington State	12/30/97	37
	vs. Northern Illinois	1/5/94	37
3.	vs. Va. Commonwealth	12/2/00	36
	vs. TCU	2/2/55	36
	vs. Iowa State	1/28/04	36

6.	vs. Alcorn State	11/12/10	35
	vs. Hawaii	11/27/89	35
	vs. Illinois-Chicago	12/20/01	35
9.	vs. Texas	2/11/95	34
	vs. Baylor	2/18/75	34
	vs. Wayland Baptist	12/1/75	34
	vs. Northwestern State	12/4/71	34

Single Season Team Records

MOST POINTS

1.	2021-22	2,908
2.	2015-16	2,828
3.	2023-24	2,736
4.	2017-18	2,631
5.	2006-07	2,570
6.	2022-23	2,549
7.	2007-08	2,548
8.	1989-90	2,518
9.	1978-79	2,484
10.	2008-09	2,440

MOST POINTS IN CONF. PLAY

1.	2016	SEC	1,333
2.	1990	SWC	1,302
3.	1976	SWC	1,295
4.	2022-23	SEC	1,289
5.	2023-24	SEC	1,286

HIGHEST SCORING AVERAGE

1.	1975-76	84.5
2.	1972-73	83.2
3.	1973-74	82.3
4.	1989-90	81.2
5.	1967-68	80.2
6.	1964-65	80.2
7.	1974-75	79.5
8.	1968-69	79.0
9.	1971-72	78.0
10.	1969-70	76.5

HIGHEST SCORING AVG. IN CONF. PLAY

1.	1974	SWC	82.4
2.	1965	SWC	82.3
3.	1966	SWC	81.6
4.	1990	SWC	81.4
5.	1976	SWC	80.9

LOWEST SCORING AVERAGE (SINCE '60)

1. 2011-12.....	61.1
2. 1983-84.....	62.7
3. 2019-20.....	63.1
4. 2012-13.....	63.7
5. 1966-67.....	63.8
6. 2020-21.....	64.3
7. 1980-81.....	64.5
8. 2013-14.....	64.7
9. 1996-97.....	65.0
10. 2001-02.....	65.0

LOWEST SCORING AVG. IN CONF. PLAY (SINCE '60)

1. 2012.....	Big 12.....	58.3
2. 2021.....	SEC.....	59.1
3. 1984.....	SWC.....	60.0
4. 2002.....	Big 12.....	60.6
5. 2014.....	SEC.....	60.9

MOST FIELD GOALS

1. 1978-79.....	1,039
2. 2021-22.....	1,034
3. 2015-16.....	991
4. 2017-18.....	976
5. 1989-90.....	971
6. 1975-76.....	939
7. 1979-80.....	932
8. 2023-24.....	926
9. 2007-08.....	909
10. 2006-07.....	908

MOST FIELD GOALS IN CONFERENCE PLAY

1. 1976.....	SWC.....	538
2. 1990.....	SWC.....	505
3. 1978.....	SWC.....	487
4. 1979.....	SWC.....	480
5. 2018.....	SEC.....	476

MOST FIELD GOAL ATTEMPTS

1. 2021-22.....	2,335
2. 2023-24.....	2,304
3. 2015-16.....	2,208
4. 1989-90.....	2,168
5. 1978-79.....	2,144
6. 2017-18.....	2,120
7. 1975-76.....	2,043
8. 2007-08.....	1,945
9. 2022-23.....	1,932
10. 1973-74.....	1,930

MOST FG ATTEMPTS IN CONF. PLAY

1. 1976.....	SWC.....	1,151
2. 2024.....	SEC.....	1,133
3. 1978.....	SWC.....	1,121
4. 1990.....	SWC.....	1,118
5. 2018.....	SEC.....	1,072

HIGHEST FG PERCENTAGE

1. 1985-86.....	510
2. 1988-89.....	506
3. 1982-83.....	503
4. 2006-07.....	498
5. 1987-88.....	495
6. 1984-85.....	491
7. 1979-80.....	489
8. 2004-05.....	486
9. 1978-79.....	485
10. 1990-91.....	484

BEST FG PERCENTAGE IN CONF. PLAY

1. 1980.....	SWC.....	527
2. 1986.....	SWC.....	512
3. 1983.....	SWC.....	507
4. 1985.....	SWC.....	504
5. 1991.....	SWC.....	502
1969.....	SWC.....	502

LOWEST FG PERCENTAGE (SINCE '60)

1. 2023-24.....	402
2. 2019-20.....	404
3. 2001-02.....	410
4. 1998-99.....	411
5. 1966-67.....	411
6. 1999-00.....	412
7. 2020-21.....	415
8. 2003-04.....	415
9. 1960-61.....	419
10. 1961-62.....	420

LOWEST FG % IN CONF. PLAY (SINCE '60)

1. 2024.....	SEC.....	381
2. 2021.....	SEC.....	389
3. 1999.....	Big 12.....	396
4. 2003.....	Big 12.....	398
2004.....	Big 12.....	398

3-POINT FIELD GOALS

1. 2015-16.....	281
2. 2021-22.....	260
3. 2023-24.....	255
4. 2017-18.....	230
5. 2022-23.....	217

6. 2006-07.....	215
7. 2007-08.....	211
8. 2009-10.....	210
9. 2018-19.....	204
10. 2005-06.....	203

3-POINT FIELD GOALS IN CONF. PLAY

1. 2015.....	SEC.....	139
2. 2020.....	SEC.....	127
3. 2024.....	SEC.....	123
4. 2019.....	SEC.....	117
5. 2018.....	SEC.....	111

3-POINT FG ATTEMPTS

1. 2023-24.....	869
2. 2015-16.....	823
3. 2021-22.....	800
4. 2017-18.....	699
5. 2022-23.....	666
6. 2018-19.....	663
7. 2019-20.....	643
8. 2009-10.....	626
9. 2013-14.....	621
10. 2007-08.....	588

3-POINT FG ATTEMPTS IN CONF. PLAY

1. 2024.....	SEC.....	437
2. 2016.....	SEC.....	403
3. 2020.....	SEC.....	384
4. 2019.....	SEC.....	378
5. 2022.....	SEC.....	377

3-POINT FG PERCENTAGE

1. 2006-07.....	422
2. 2004-05.....	391
3. 1990-91.....	374
4. 2002-03.....	363
5. 2008-09.....	361
2005-06.....	361
1989-90.....	361
8. 2007-08.....	359
9. 2014-15.....	347
10. 2015-16.....	341

3-POINT FG PERCENTAGE IN CONF. PLAY

1. 2007.....	Big 12.....	430
2. 2005.....	Big 12.....	404
3. 1991.....	SWC.....	393
4. 1994.....	SWC.....	392
5. 2009.....	Big 12.....	388

MOST FREE THROWS

1. 2022-23.....	662
2. 2023-24.....	629
3. 2008-09.....	594
4. 2009-10.....	590
5. 1968-69.....	582
6. 2021-22.....	580
7. 2015-16.....	565
8. 2010-11.....	557
9. 1967-68.....	540
10. 2006-07.....	539

MOST FREE THROWS IN CONF. PLAY

1. 1963.....	SWC.....	348
2. 2023.....	SEC.....	346
3. 1968.....	SWC.....	317
4. 1965.....	SWC.....	312
5. 1970.....	SWC.....	307

FEWEST FREE THROWS

1. *2020-21.....	238
2. 1951-52.....	256
3. 1980-81.....	272
4. 1950-51.....	274
5. 1977-78.....	326
6. 2011-12.....	330
7. 1996-97.....	337
8. 1995-96.....	353
9. 1952-53.....	354
10. 1990-91.....	358

* - pandemic shortened season

FEWEST FREE THROWS IN CONF. PLAY

1. *2020-21.....	SEC.....	88
2. 1951.....	SWC.....	128
3. 1952.....	SWC.....	134
4. 1979.....	SWC.....	166
5. 1991.....	SWC.....	167

* - pandemic shortened season

MOST FREE THROW ATTEMPTS

1. 2009-10.....	892
2. 2023-24.....	890
3. 2022-23.....	872
4. 1968-69.....	859
5. 2008-09.....	856
6. 2015-16.....	841
7. 1954-55.....	831
8. 2021-22.....	825
9. 2007-08.....	820
10. 2010-11.....	799

MOST FT ATTEMPTS IN CONF. PLAY

1. 1963.....	SWC.....	472
2. 1969.....	SWC.....	451
3. 2023.....	SEC.....	444
4. 1970.....	SWC.....	433
5. 1972.....	SWC.....	429

FEWEST FT ATTEMPTS

1. *2020-21.....	328
2. 1951-52.....	422
3. 1980-81.....	429
4. 1950-51.....	470
5. 1977-78.....	480
6. 2011-12.....	502
7. 1995-96.....	515
8. 1958-59.....	522
9. 1957-58.....	533
10. 1999-00.....	534

* - pandemic shortened season

FEWEST FT ATTEMPTS IN CONF. PLAY

1. *2020-21.....	SEC.....	120
1. 1951.....	SWC.....	196
2. 1952.....	SWC.....	222
3. 2002.....	Big 12.....	253
4. 1979.....	SWC.....	254
5. 1957.....	SWC.....	255

* - pandemic shortened season

HIGHEST FT PERCENTAGE

1. 2022-23.....	759
2. 1967-68.....	744
3. 1975-76.....	728
4. 1962-63.....	728
5. 2020-21.....	726
6. 1960-61.....	722
7. 1972-73.....	717
8. 2006-07.....	716
9. 1964-65.....	716
10. 1965-66.....	714

HIGHEST FT PERCENTAGE IN CONF. PLAY

1. 2023.....	SEC.....	779
2. 1968.....	SWC.....	745
3. 1960.....	SWC.....	740
4. 1982.....	SWC.....	738
5. 1965.....	SWC.....	736

LOWEST FT PERCENTAGE

1. 1997-98.....	579
2. 1950-51.....	583
3. 1951-52.....	607
4. 1986-87.....	616
5. 1996-97.....	618
6. 1971-72.....	632
7. 2007-08.....	633
8. 1980-81.....	634
9. 1990-91.....	635
1983-84.....	635
1978-79.....	635

LOWEST FT PERCENTAGE IN CONF. PLAY

1. 1998.....	Big 12.....	550
2. 1991.....	SWC.....	592
3. 1952.....	SWC.....	604
4. 1954.....	SWC.....	606
5. 2014.....	SEC.....	609

MOST REBOUNDS

1. 2023-24.....	1,541
2. 2015-16.....	1,460
3. 2017-18.....	1,450
4. 2021-22.....	1,422
5. 2007-08.....	1,402
6. 1971-72.....	1,354
7. 1989-90.....	1,323
8. 1968-69.....	1,309
9. 1972-73.....	1,306
10. 2022-23.....	1,288

MOST REBOUNDS IN CONFERENCE PLAY

1. 2024.....	SEC.....	764
2. 1972.....	SWC.....	708
3. 1976.....	SWC.....	707
4. 1973.....	SWC.....	700
5. 1966.....	SWC.....	699

BEST REBOUNDING AVERAGE

1. 1971-72.....	52.1
2. 1965-66.....	51.0
3. 1972-73.....	50.2
4. 1973-74.....	48.6
5. 1968-69.....	48.5
6. 1970-71.....	47.0
7. 1963-64.....	46.6
1962-63.....	46.6
1960-61.....	46.6
10. 1967-68.....	46.4

BEST REBOUNDING AVG. IN CONF. PLAY

1. 1972.....	SWC.....	50.6
2. 1973.....	SWC.....	50.0
3. 1966.....	SWC.....	49.2
4. 1974.....	SWC.....	47.9
5. 1971.....	SWC.....	47.8

REBOUNDING MARGIN

1. 2023-24.....	+13.0
2. 1965-66.....	+9.4
3. 1971-72.....	+7.6
4. 1968-69.....	+7.6
5. 2007-08.....	+7.0
6. 1975-76.....	+6.8
1962-63.....	+6.8
8. 1972-73.....	+6.7
9. 2017-18.....	+6.5
10. 1973-74.....	+6.4

REBOUNDING MARGIN IN CONF. PLAY

1. 1966.....	SWC.....	+11.6
2. 1968.....	SWC.....	+ 8.8
1963.....	SWC.....	+ 8.8
4. 1972.....	SWC.....	+ 8.4
5. 1973.....	SWC.....	+ 8.3

MOST PERSONAL FOULS

1. 2021-22.....	703
2. 2004-05.....	696
3. 1978-79.....	694
4. 1985-86.....	687
5. 1994-95.....	686
6. 1976-77.....	681
7. 1993-94.....	681
8. 2015-16.....	668
9. 2005-06.....	667
10. 2006-07.....	661

MOST PERSONAL FOULS IN CONF. PLAY

1. 1978.....	SWC.....	379
2. 2005.....	Big 12.....	365
3. 2004.....	Big 12.....	361
4. 1976.....	SWC.....	362
5. 1977.....	SWC.....	358

ASSISTS

1. 2015-16.....	613
2. 2006-07.....	591
3. 1985-86.....	563
4. 1978-79.....	549
5. 1993-94.....	544
6. 2021-22.....	541

7. 2017-18.....	538
8. 1989-90.....	519
9. 2005-06.....	509
10. 2004-05.....	507

ASSISTS IN CONFERENCE PLAY

1. 1990.....	SWC.....	293
2. 2016.....	SEC.....	292
3. 1986.....	SWC.....	280
4. 1983.....	SWC.....	277
5. 1982.....	SWC.....	275

STEALS

1. 2021-22.....	399
2. 1997-98.....	288
3. 2005-06.....	266
4. 1975-76.....	261
5. 2015-16.....	260
6. 1981-82.....	253
7. 1983-84.....	250
8. 1987-88.....	248
9. 1985-86.....	242
10. 2022-23.....	235

STEALS IN CONFERENCE PLAY

1. 2022.....	SEC.....	179
2. 1998.....	Big 12.....	151
3. 1984.....	SWC.....	137
4. 1999.....	Big 12.....	136
5. 2006.....	Big 12.....	133

BLOCKS

1. 2017-18.....	209
2. 1989-90.....	181
3. 2016-17.....	173
4. 1979-80.....	148
5. 2007-08.....	145
6. 2018-19.....	143
7. 2021-22.....	136
8. 2015-16.....	133
9. 2008-09.....	133
10. 2013-14.....	130

BLOCKS IN CONFERENCE PLAY

1. 1990.....	SWC.....	97
2. 2018.....	SEC.....	94
2017.....	SEC.....	94
4. 2019.....	SEC.....	74
5. 1985.....	SWC.....	72

Annual Leaders

SCORING

Year	Player	Games	Pts.	Avg.
1945-46	Jamie Dawson, g	n/a	n/a	17.0
1946-47	Bill Batey, g	25	263	10.5
1947-48	Bill Batey, g	24	250	10.4
1948-49	John DeWitt, g	n/a	n/a	11.9
1949-50	Jewell McDowell, g	25	350	13.0
1950-51	Walter Davis, c	29	352	12.2
1951-52	Walter Davis, c	24	363	15.1
1952-53	Leroy Miksch, f	19	249	13.1
1953-54	James Addison, f	22	312	14.2
1954-55	Bill Brophy, f	24	336	14.0
1955-56	Ken Hutto, g	21	308	14.7
1956-57	Neil Swisher, g	24	304	12.6
1957-58	Neil Swisher, g	24	322	13.4
1958-59	Neil Swisher, g	24	358	14.9
1959-60	Carroll Broussard, f	24	430	17.9
1960-61	Carroll Broussard, f	24	538	22.4
1961-62	Carroll Broussard, f	24	414	17.3
1962-63	Bennie Lenox, g	24	568	23.7
1963-64	Bennie Lenox, g	25	521	20.8
1964-65	John Beasley, c	24	619	25.8
1965-66	John Beasley, c	24	668	27.8
1966-67	Ronnie Peret, c	24	286	11.9
1967-68	Ronnie Peret, c	24	400	16.7
1968-69	Billy Bob Barnett, f	24	422	17.6
1969-70	Mike Heitmann, f	24	468	19.5
1970-71	Steve Niles, c	26	364	14.0
1971-72	Jeff Overhouse, c	26	446	17.2
1972-73	Randy Knowles, f	26	452	17.4
1973-74	Randy Knowles, f	26	437	16.8
1974-75	Sonny Parker, f	26	382	14.7
1975-76	Sonny Parker, f	26	541	20.8
1976-77	Steve Jones, f	26	439	16.9
1977-78	Willie Foreman, f	26	395	15.2
1978-79	Vernon Smith, f	33	528	16.0
1979-80	Vernon Smith, f	32	483	15.1
1980-81	Vernon Smith	27	379	14.7
1981-82	Claude Riley, c	31	506	16.3
1982-83	Claude Riley, c	31	414	14.2
1983-84	Todd Holloway, g	24	348	12.0
1984-85	Kenny Brown, g	29	506	17.4
1985-86	Don Marbury, g	32	697	21.8
1986-87	Winston Crite, f	31	521	16.8
1987-88	Darryl McDonald, g	31	496	16.0
1988-89	Donald Thompson, f	30	536	17.9
1989-90	Tony Milton, g	31	639	20.6
1990-91	Brooks Thompson, g	29	421	14.5
1991-92	David Edwards, g	28	387	13.8
1992-93	Damon Johnson, f	27	410	15.2
1993-94	Joe Wilbert, f	30	436	14.5

1994-95	Joe Wilbert, f	30	687	22.9
1995-96	Tracey Anderson, g	24	318	13.3
1996-97	Calvin Davis, f	27	358	13.3
1997-98	Shanne Jones, f	27	487	18.0
1998-99	Clifton Cook, g	27	421	15.6
1999-00	Bernard King, g	28	474	16.9
2000-01	Bernard King, g	30	540	18.0
2001-02	Bernard King, g	30	517	17.2
2002-03	Bernard King, g	27	459	17.0
2003-04	Antoine Wright, g/f	28	379	13.5
2004-05	Antoine Wright, g/f	31	553	17.8
2005-06	Acie Law IV, g	30	482	16.1
2006-07	Acie Law IV, g	34	614	18.1
2007-08	Josh Carter, g	36	440	12.2
2008-09	Josh Carter, g	34	468	13.8
2009-10	Donald Sloan, g	34	604	17.8
2010-11	Khris Middleton, f	33	475	14.4
2011-12	Elston Turner, g	32	442	13.8
2012-13	Elton Turner, g	32	561	17.5
2013-14	Jamal Jones, g	34	454	13.4
2014-15	Danuel House, g	26	384	14.8
2015-16	Danuel House, g	36	563	15.6
2016-17	Tyler Davis, c	31	438	14.1
2017-18	Tyler Davis, c	35	520	14.9
2018-19	Savion Flagg, g/f	32	444	13.9
2019-20	Josh Nebo, f	29	362	12.5
2020-21	Emanuel Miller, f	17	276	16.2
2021-22	Quenton Jackson, g	40	591	14.8
2022-23	Wade Taylor IV, g	35	572	16.3
2023-24	Wade Taylor IV, g	36	687	19.1

REBOUNDING

Year	Player	Games	Reb.	Avg.
1951-52	Walter Davis, c	24	254	10.6
1952-53	Leroy Miksch, f	19	189	10.0
1953-54	James Addison, f	22	192	8.7
1954-55	Bill Brophy, f	24	186	7.8
1955-56	George Mehaffey, f	23	188	8.2
1956-57	George Mehaffey, f	21	208	9.9
1957-58	Archie Carroll, c	24	183	7.6
1958-59	Archie Carroll, c	24	171	7.1
1959-60	Wayne Lawrence, c	24	200	8.3
1960-61	Carroll Broussard, f	24	218	9.1
1961-62	Jerry Windham, c	16	152	10.8
1962-63	Jerry Windham, c	21	222	10.2
1963-64	John Beasley, c	25	237	9.5
1964-65	John Beasley, c	24	263	10.9
1965-66	John Beasley, c	24	286	11.9
1966-67	Ronnie Peret, c	24	205	8.5
1967-68	Ronnie Peret, c	24	267	11.1
1968-69	Ronnie Peret, c	24	234	9.8

1969-70	Steve Niles, c	24	262	10.9
1970-71	Steve Niles, c	26	236	9.1
1971-72	Jeff Overhouse, c	26	261	10.0
1972-73	Jeff Overhouse, c	26	253	9.7
1973-74	Cedric Joseph, c	25	233	9.3
1974-75	Barry Davis, c	26	191	7.3
1975-76	Barry Davis, c	26	255	9.8
1976-77	Wally Swanson, c	26	226	8.7
1977-78	Vernon Smith, f	26	219	8.4
1978-79	Rudy Woods, c	33	286	8.7
1979-80	Rudy Woods, c	34	259	7.6
1980-81	Vernon Smith, f	27	242	8.9
1981-82	Claude Riley, c	31	317	10.2
1982-83	Claude Riley, c	31	267	9.2
1983-84	Jimmie Gilbert, c	30	228	7.6
1984-85	Winston Crite, f	30	245	8.2
1985-86	Winston Crite, f	32	256	8.0
1986-87	Winston Crite, f	31	228	7.4
1987-88	Donald Thompson, f	31	231	7.5
1988-89	Donald Thompson, f	30	237	7.9
1989-90	David Harris, c	31	242	7.8
1990-91	Shedrick Anderson, c	28	182	6.5
1991-92	Damon Johnson, f	17	131	7.7
1992-93	Damon Johnson, f	27	178	6.6
1993-94	Brett Murry, f	26	172	6.6
1994-95	Damon Johnson, f	30	235	7.8
1995-96	Dario Quesada, f	27	160	5.9
1996-97	Calvin Davis, f	27	190	7.0
1997-98	Shanne Jones, f	27	182	6.7
1998-99	Shanne Jones, f	27	162	6.0
1999-00	Aaron Jack, f	28	176	6.5
2000-01	Keith Bean, c	30	165	5.5
2001-02	Andy Slocum, c	23	147	6.4
2002-03	Antoine Wright, g/f	28	186	6.6
2003-04	Andy Slocum, c	28	245	8.8
2004-05	Joseph Jones, f	31	225	7.3
2005-06	Joseph Jones, f	31	195	6.5
2006-07	Joseph Jones, f	34	230	6.8
2007-08	DeAndre Jordan, c	36	210	6.0
2008-09	Chinemelu Elonu, c	34	249	7.3
2009-10	Bryan Davis, f	34	277	8.1
2010-11	Nathan Walkup, f	33	181	5.5
2011-12	Ray Turner, f	32	177	5.5
2012-13	Kourtney Roberson, f	33	219	6.6
2013-14	Kourtney Roberson, f	34	230	6.8
2014-15	Jalen Jones, f	31	206	6.6
2015-16	Jalen Jones, f	33	236	7.2
2016-17	Robert Williams, f	31	253	8.2
2017-18	Robert William, f	30	277	9.2
2018-19	Savion Flagg, g/f	32	247	7.7
2019-20	Emanuel Miller, f	30	190	6.3
2020-21	Emanuel Miller, f	17	140	8.2
2021-22	Tyrece Radford, g	40	249	6.2
2022-23	Henry Coleman III, f	35	201	5.7
2023-24	Andersson Garcia, f	36	327	9.1



FG PERCENTAGE (MINIMUM 100 ATTEMPTS)

Year	Player	FG-Att.	Pct.
1951-52	Walter Davis, c	139-307	.453
1952-53	Leroy Miksch, f	77-194	.397
1953-54	James Addison, f	91-210	.433
1954-55	Bill Brophy, f	113-293	.386
1955-56	Fritzie Connally, f	74-161	.459
1956-57	Neil Swisher, g	114-297	.384
1957-58	Neil Swisher, g	122-304	.401
1958-59	Neil Swisher, g	131-284	.461
1960-61	Lewis Qualls, c	58-128	.453
1961-62	Jerry Windham, c	59-121	.488
1962-63	Bennie Lenox, g	189-401	.471
1963-64	Tim Timmerman, f	64-129	.496
1964-65	Ken Norman, f	109-223	.489
1965-66	Tim Timmerman, f	52-101	.515
1966-67	Billy Bob Barnett, f	91-193	.472
1967-68	Ronnie Peret, c	143-262	.546
1968-69	Ronnie Peret, c	144-255	.567
1969-70	Chuck Smith, g	100-198	.505
1970-71	Steve Niles, c	141-272	.518
1971-72	Rick Duplantis, c	61-119	.513
1972-73	Cedric Joseph, c	84-166	.506
1973-74	Jerry Mercer, c	111-200	.555
1974-75	Webb Williams, f	87-163	.534
1975-76	Sonny Parker, f	236-465	.507
1976-77	Willie Foreman, f	126-224	.563
1977-78	Rynn Wright, f	91-162	.562
1978-79	Rudy Woods, c	61-102	.598
1979-80	Rudy Woods, c	159-270	.588
1980-81	Claude Riley, c	123-262	.469
1981-82	Rudy Woods, c	130-243	.534
1982-83	Lowell McHenry, f	71-123	.577
1983-84	Winston Crite, f	105-198	.530
1984-85	Winston Crite, f	140-247	.567
1985-86	Jimmie Gilbert, c	142-238	.597
1986-87	Winston Crite, f	203-362	.561
1987-88	Paul Crawford, g	71-110	.645
1988-89	Donald Thompson, f	227-394	.576
1989-90	Darren Rhea, f	115-222	.518
1990-91	Rashone Lewis, f	136-251	.542
1991-92	Damon Johnson, f	97-172	.564
1992-93	Damon Johnson, f	167-288	.580
1993-94	Joe Wilbert, f	166-293	.567
1994-95	Joe Wilbert, f	104-194	.536
1995-96	Gary Nottingham, f	90-147	.612
1996-97	Calvin Davis, f	134-248	.540
1997-98	Larry Thompson, c	84-154	.545
1998-99	Shanne Jones, f	138-256	.539
1999-00	Aaron Jack, f	85-136	.625
2000-01	Carlton Brown, f	111-215	.516
2001-02	Keith Bean, c/f	77-124	.621
2002-03	Keith Bean, c/f	64-99	.646
2003-04	Andy Slocum, c	86-182	.473

2004-05	Joseph Jones, c	142-246	.577
2005-06	Antanas Kavaliauskas, c	79-135	.585
2006-07	Antanas Kavaliauskas, c	164-296	.554
2007-08	DeAndre Jordan, c	113-183	.617
2008-09	Chinemelu Elonu, c	129-194	.665
2009-10	David Loubeau, f	130-242	.537
2010-11	Kourtney Roberson, f	71-122	.582
2011-12	Ray Turner, f	118-206	.573
2012-13	Kourtney Roberson, f	97-155	.626
2013-14	Kourtney Roberson, f	134-229	.585
2014-15	Kourtney Roberson, f	117-186	.629
2015-16	Tyler Davis, c	150-229	.655
2016-17	Tyler Davis, c	166-269	.617
2017-18	Robert Williams, f	139-220	.632
2018-19	Josh Nebo, f	93-133	.699
2019-20	Josh Nebo, f	131-197	.665
2020-21	Emanuel Miller	100-175	.571
2021-22	Henry Coleman III, f	160-285	.561
2022-23	Julius Marble, f	128-240	.533
2023-24	Henry Coleman III	102-178	.573

3-POINT FG PCT. (MINIMUM 40 ATTEMPTS)

Year	Player	3Pt-Att.	Pct.
1986-87	Keron Graves, g	22- 76	.289
1987-88	Freddie Ricks, g	22- 58	.379
1988-89	Darren Rhea, f	20- 43	.465
1989-90	Lynn Suber, g	50-117	.427
1990-91	Lynn Suber, g	35- 84	.417
1991-92	Chuck Henderson, g	40- 95	.421
1992-93	Chuck Henderson, g	40-103	.388
1993-94	Chuck Henderson, g	67-165	.406
1994-95	Corey Henderson, g	39-123	.317
1995-96	Derrick Hart, g	74-195	.379
1996-97	Tracey Anderson, g	47-110	.427
1997-98	Steve Houston, g	26- 74	.351
1998-99	Jerald Brown, g	27- 77	.351
1999-00	Larry Scott, f	42-117	.359
2000-01	Bernard King, g	62-196	.316
2001-02	Jesse King, f	19- 46	.413
2002-03	Kevin Turner, g	44-109	.404
2003-04	Kevin Turner, g	43-100	.430
2004-05	Bobby Leach, g	32- 66	.485
2005-06	Dominique Kirk, g	52-129	.403
2006-07	Josh Carter, g	86-172	.500
2007-08	Dominique Kirk, g	46-113	.407
2008-09	B.J. Holmes, g	59-142	.415
2009-10	B.J. Holmes, g	60-164	.366
2010-11	B.J. Holmes, g	51-124	.411
2011-12	Elston Turner, g	70-180	.389
2012-13	Fabyon Harris, g	53-117	.453
2013-14	Jamal Jones, g	82-224	.366
2014-15	Danuel House, g	62-155	.400
2015-16	Anthony Collins, g	28-62	.452
2016-17	J.C. Hampton, g	43-104	.413



2017-18	Admon Gilder, g	47-119	.395
2018-19	Brandon Mahan, g	43-112	.384
2019-20	Savion Flagg, g/f	51-138	.370
2020-21	Quenton Jackson, g	23-56	.411
2021-22	Tyrece Radford, g	47-117	.402
2022-23	Wade Taylor IV, g	79-222	.356
2023-24	Manny Obaseki, g	21-52	.404

FT PERCENTAGE (MINIMUM 50 ATTEMPTS)

Year	Player	FT-Att.	Pct.
1950-51	John DeWitt, f	32- 50	.640
1951-52	Walter Davis, c	85-134	.634
1952-53	Don Binford, g	52- 68	.765
1953-54	Pat McCrory, g	45- 57	.790
1954-55	John Fortenberry, f	113-155	.729
1955-56	Ken Hutto, g	98-122	.803
1956-57	Ken Hutto, g	90-115	.783
1957-58	Neil Swisher, g	78- 94	.830
1958-59	Neil Swisher, g	96-119	.806
1960-61	Carroll Broussard, f	160-198	.808
1961-62	Benny Johnson, f	56- 66	.848
1962-63	Bennie Lenox, g	190-231	.829
1963-64	Bennie Lenox, g	141-177	.796
1964-65	Paul Timmins, g	102-124	.823
1965-66	John Beasley, c	176-216	.815
1966-67	Johnny Underwood, g	47- 65	.727
1967-68	Mike Heitmann, f	97-118	.822
1968-69	Sonny Benefield, g	55- 74	.744

1969-70	Bill Cooksey, f	42- 51	.808
1970-71	Steve Niles, c	82-119	.689
1971-72	Randy Knowles, f	86-114	.754
1972-73	Randy Knowles, f	86-101	.851
1973-74	Randy Knowles, f	98-122	.803
1974-75	Mike Floyd, g	77- 89	.865
1975-76	Sonny Parker, f	89-116	.767
1976-77	Willie Foreman, f	84-103	.816
1977-78	Willie Foreman, f	65- 76	.855
1978-79	Vernon Smith, f	44- 63	.698
1979-80	Claude Riley, c	43- 55	.782
1980-81	Vernon Smith, f	51- 70	.729
1981-82	Claude Riley, c	120-148	.811
1982-83	Tyren Naulls, g	111-140	.792
1983-84	Kenny Brown, g	51- 70	.729
1984-85	Kenny Brown, g	88-104	.846
1985-86	Todd Holloway, g	84-108	.778
1986-87	Paul Crawford, g	51- 70	.729
1987-88	Doug Dennis, c	48- 62	.774
1988-89	Doug Dennis, c	45- 59	.763
1989-90	Lynn Suber, g	57- 71	.803
1990-91	Isaac Brown, g	66- 82	.805
1991-92	David Edwards, g	103-137	.752
1992-93	Chuck Henderson, g	38- 52	.731
1993-94	David Edwards, g	124-164	.756
1994-95	Tony McGinnis, f	129-165	.782
1995-96	Dario Quesada, f	53- 62	.855
1996-97	Tracey Anderson, g	51- 67	.761
1997-98	Calvin Davis, f	46- 57	.807
1998-99	Michael Schmidt, g	40- 52	.769
1999-00	Jamaal Gilchrist, g	72- 94	.766
2000-01	Andy Leatherman, g	50- 64	.781
2001-02	Bradley Jackson, g	45- 60	.750
2002-03	Bradley Jackson, g	57- 71	.803
2003-04	Jesse King, f	97-123	.789
2004-05	Chris Walker, f	52- 67	.776
2005-06	Acie Law IV, g	97-127	.764
2006-07	Joseph Jones, f	125-160	.781
2007-08	Josh Carter, g	69- 84	.821
2008-09	Josh Carter, g	105-124	.847
2009-10	B.J. Holmes, g	91-111	.820
2010-11	Khris Middleton, f	116-148	.784
2011-12	Elston Turner, g	72-91	.791
2012-13	Elston Turner, g	89-105	.848
2013-14	Fabyon Harris, g	39-50	.780
2015-16	Alex Caruso, g	51-65	.785
2016-17	J.C. Hampton, g	44-56	.786
2017-18	Admon Gilder, g	69-84	.821
2018-19	Wendell Mitchell, g	66-79	.835
2019-20	Jay Jay Chandler, g	45-57	.789
2020-21	Emanuel Miller, f	76-93	.817
2021-22	Quenton Jackson, g	169-204	.828
2022-23	Wade Taylor IV, g	173-197	.878
2023-24	Wade Taylor IV, g	1 61-190	.847



ASSISTS

Year	Player	Games	No.	Avg.
1971-72	Mario Brown, g	25	115	4.6
1972-73	Mario Brown, g	26	105	4.1
1973-74	Mike Floyd, g	23	83	3.6
1974-75	Mike Floyd, g	27	65	2.4
1975-76	Sonny Parker, f	27	97	3.6
1976-77	Dave Goff, g	28	129	4.6
1977-78	Dave Goff, g	27	126	4.7
1978-79	Dave Goff, g	33	147	4.5
1979-80	Dave Goff, g	34	133	3.9
1980-81	Reggie Roberts, g	27	73	2.7
1981-82	Tyren Naulls, g	31	95	3.1
1982-83	Tyren Naulls, g	31	141	4.6
1983-84	Todd Holloway, g	29	100	3.5
1984-85	Todd Holloway, g	27	118	4.4
1985-86	Todd Holloway, g	32	161	5.0
1986-87	Todd Holloway, g	31	112	3.6
1987-88	Darryl McDonald, g	31	196	6.3
1988-89	Tony Milton, g	30	160	5.3
1989-90	Tony Milton, g	31	208	6.7
1990-91	Brooks Thompson, g	29	165	5.7
1991-92	David Edwards, g	28	160	5.7
1992-93	David Edwards, g	27	177	6.6
1993-94	David Edwards, g	30	265	8.8
1994-95	Kyle Kessel, g	30	161	5.4
1995-96	Kyle Kessel, g	27	183	6.8
1996-97	Tracey Anderson, g	27	104	3.9
1997-98	Brian Barone, g	26	125	4.8

1998-99	Clifton Cook, g	27	156	5.8
1999-00	Bernard King, g	28	114	4.1
2000-01	Bernard King, g	30	144	4.8
2001-02	Bernard King, g	30	142	4.7
2002-03	Bernard King, g	27	150	5.6
2003-04	Acie Law IV, g	28	104	3.7
2004-05	Acie Law IV, g	31	153	4.9
2005-06	Acie Law IV, g	30	119	4.0
2006-07	Acie Law IV, g	34	169	5.0
2007-08	Dominique Kirk, g	36	128	3.6
2008-09	Donald Sloan, g	34	108	3.2
2009-10	Dash Harris, g	32	109	3.4
2010-11	B.J. Holmes, g	33	105	3.2
2011-12	Dash Harris, g	25	102	4.1
2012-13	Alex Caruso, g	33	112	3.4
2013-14	Alex Caruso, g	34	170	5.0
2014-15	Alex Caruso, g	33	182	5.5
2015-16	Alex Caruso, g	37	185	5.0
2016-17	Admon Gilder, g	31	120	3.9
2017-18	Duane Wilson, g	22	89	4.0
2018-19	TJ Starks, g	27	94	3.5
2019-20	Savion Flagg, f	30	75	2.5
2020-21	Andre Gordon, g	18	49	2.7
2021-22	Marcus Williams, g	27	93	3.4
2022-23	Wade Taylor IV, g	35	137	3.9
2023-24	Wade Taylor IV, g	36	145	4.0

BLOCKED SHOTS

Year	Player	Games	No.	Avg.
1974-75	Cedric Joseph, c	27	15	0.6
	Jerry Mercer, c	27	15	0.6
1975-76	Sonny Parker, f	27	20	0.7
1976-77	Keith Carter, f	27	19	0.7
1977-78	Vernon Smith, f	27	11	0.4
1978-79	Rudy Woods, c	33	65	2.0
1979-80	Rudy Woods, c	34	68	2.0
1980-81	Rynn Wright, c	27	30	1.1
1981-82	Rudy Woods, c	15	45	3.0
1982-83	Jimmie Gilbert, c	31	63	2.0
1983-84	Jimmie Gilbert, c	30	43	1.4
1984-85	Winston Crite, f	30	65	2.2
1985-86	Winston Crite, f	32	45	1.4
1986-87	Winston Crite, f	31	62	2.0
1987-88	Darryl McDonald, g	31	16	0.5
1988-89	Ray Little, f	30	25	0.8
1989-90	David Harris, c	31	108	3.5
1990-91	Shedrick Anderson, f	28	41	1.5
1991-92	Shedrick Anderson, f	18	19	1.1
1992-93	Brett Murry, f	27	25	0.9
1993-94	Tony McGinnis, g	30	15	0.5
1994-95	Joe Wilbert, f	30	22	0.7
1995-96	Calvin Davis, f	27	42	1.6
1996-97	Calvin Davis, f	27	38	1.4
1997-98	Calvin Davis, f	13	30	2.3

1998-99	Joe White, c	27	24	0.9
1999-00	Bernard King, g	28	11	0.4
2000-01	Nick Anderson, f	30	27	0.9
2001-02	Nick Anderson, f	31	33	1.1
2002-03	Antoine Wright, g/f	28	20	0.7
2003-04	Antoine Wright, g/f	28	8	0.3
2004-05	Joseph Jones, c	31	39	1.3
2005-06	Marlon Pompey, f	31	30	1.0
2006-07	Joseph Jones, f	34	26	0.8
2007-08	DeAndre Jordan, c	36	44	1.2
2008-09	Chinemelu Elonu, g	34	53	1.6
2009-10	Bryan Davis, f	34	58	1.7
2010-11	Ray Turner, f	33	16	0.5
2011-12	Keith Davis, c	32	19	0.6
2012-13	Kourtney Roberson, f	33	26	0.8
2013-14	Alex Caruso, g	34	28	0.8
2014-15	Jalen Jones, f	31	17	0.5
2015-16	Tyler Davis, c	36	41	1.1
2016-17	Robert Williams, f	31	77	2.5
2017-18	Robert Williams, f	30	78	2.6
2018-19	Josh Nebo, f	30	69	2.3
2019-20	Josh Nebo, f	29	55	1.9
2020-21	Jonathan Aku, f	18	7	0.4
2021-22	Ethan Henderson, f	40	25	0.6
2022-23	Dexter Dennis, g	34	21	0.6
2023-24	Solomon Washington, f	34	37	1.1

STEALS

Year	Player	Games	No.	Avg.
1974-75	Barry Davis, f	27	31	1.2
1975-76	Sonny Parker, f	27	66	2.4
1976-77	Dave Goff, g	28	38	1.4
1977-78	Dave Goff, g	27	42	1.6
1978-79	Dave Goff, g	33	59	1.8
1979-80	Dave Goff, g	34	59	1.7
1980-81	Reggie Roberts, g	27	31	1.2
	Rynn Wright, g	27	31	1.2
1981-82	Reggie Roberts, g	31	69	2.2
1982-83	Reggie Roberts, g	30	60	2.0
1983-84	Darnell Williams, g	27	65	2.4
1984-85	Don Marbury, g	29	54	1.9
1985-86	Don Marbury, g	32	63	2.0
1986-87	Darryl McDonald, g	29	83	2.9
1987-88	Darryl McDonald, g	31	90	2.9
1988-89	Tony Milton, g	30	50	1.7
1989-90	Freddie Ricks, g	31	49	1.6
1990-91	Brooks Thompson, g	29	60	2.1
1991-92	David Edwards, g	28	79	2.8
1992-93	David Edwards, g	27	69	2.6
1993-94	David Edwards, g	30	80	2.7
1994-95	Tony McGinnis, g	30	43	1.4
1995-96	Tracey Anderson, g	27	47	1.7
1996-97	Tracey Anderson, g	27	51	1.9
1997-98	Steve Houston, g	27	67	2.5

1998-99	Clifton Cook, g	27	67	2.5
1999-00	Jamaal Gilchrist, g	28	55	2.0
2000-01	Bernard King, g	30	44	1.8
2001-02	Bernard King, g	30	31	1.0
2002-03	Antoine Wright, g/f	28	35	1.3
2003-04	Leandro G.-Morales, g	27	36	1.3
2004-05	Antoine Wright, g/f	31	36	1.2
2005-06	Acie Law IV, g	30	50	1.7
2006-07	Acie Law IV, g	34	39	1.2
	Joseph Jones, f	34	39	1.2
2007-08	Bryan Davis, g	36	35	1.0
2008-09	B.J. Holmes, g	34	30	0.9
2009-10	Dash Harris, g	32	44	1.4
2010-11	B.J. Holmes, g	33	43	1.3
2011-12	Dash Harris, g	25	34	1.4
2012-13	Alex Caruso, g	33	61	1.8
2013-14	Alex Caruso, g	34	69	2.0
2014-15	Alex Caruso, g	33	69	2.1
2015-16	Alex Caruso, g	37	77	2.1
2016-17	Admon Gilder, g	31	60	1.9
2017-18	Admon Gilder, g	30	37	1.2
2018-19	Wendell Mitchell, g	29	52	1.8
2019-20	Savion Flagg, g/f	30	75	2.5
2020-21	Andre Gordon, g	18	49	2.7
2021-22	Marcus Williams, g	27	93	3.4
2022-23	Wade Taylor IV, g	35	137	3.9
2023-24	Wade Taylor IV, g	36	145	4.0



Conference Tournament History



SEC (11-11)

YEAR	ROUND	RESULT
2024	Second Round	Texas A&M 80, Ole Miss 71
	Quarterfinal	Texas A&M 97, Kentucky 87
	Semifinal	Florida 95, Texas A&M 90
2023	Quarterfinal	Texas A&M 67, Arkansas 61
	Semifinal	Texas A&M 87, Vanderbilt 75
	Championship	Alabama 82, Texas A&M 63
2022	Second Round	Texas A&M 83, Florida 80 (OT)
	Quarterfinals	Texas A&M 67, Auburn 62
	Semifinals	Texas A&M 82, Arkansas 64
	Championship	Tennessee 65, Texas A&M 50
2021	First Round	Vanderbilt 79, Texas A&M 68
2020	No Tournament due to COVID-19 pandemic	
2019	First Round	Texas A&M 69, Vanderbilt 52
	Second Round	Mississippi State 80, Texas A&M 54
2018	First Round	Alabama 71, Texas A&M 70
2017	Second Round	Vanderbilt 66, Texas A&M 41
2016	Second Round	Texas A&M 72, Florida 66
	Semifinals	Texas A&M 71, LSU 38
	Finals	Kentucky 82, Texas A&M 77 (OT)
2015	Second Round	Auburn 66, Texas A&M 59

Wade Taylor IV earned a spot on the SEC's 2024 All-Tournament Team after scoring a tournament-best 82 points.

He averaged 27.3 points against Ole Miss, Kentucky and Florida and tallied 30-point efforts against Kentucky (32) and Florida (30). He also led the tournament with 14 3-pointers, which tied for the second most in SEC history.

2014	Second Round	Missouri 91, Texas A&M 83 (2OT)
2013	First Round	Texas A&M 71, Auburn 62
	Second Round	Missouri 62, Texas A&M 50

BIG 12 (6-16)

YEAR	ROUND	RESULT
2012	First Round	Texas A&M 62, Oklahoma 53
	Quarterfinals	Kansas 83, Texas A&M 66
2011	Quarterfinals	Texas A&M 86, Missouri 71
	Semifinals	Texas 70, Texas A&M 58
2010	Quarterfinals	Texas A&M 70, Nebraska 64
	Semifinals	Kansas 79, Texas A&M 66
2009	First Round	Texas Tech 88, Texas A&M 83
2008	First Round	Texas A&M 60, Iowa State 47
	Quarterfinals	Texas A&M 63, Kansas State 60

	Semifinals	Kansas 77, Texas A&M 71
2007	Quarterfinals	Oklahoma State 57, Texas A&M 56
2006	Quarterfinals	Texas A&M 86, Colorado 53
	Semifinals	Texas 74, Texas A&M 70
2005	First Round	Kansas State 68, Texas A&M 62
2004	First Round	Missouri 74, Texas A&M 68
2003	First Round	Iowa State 97, Texas A&M 70
2002	First Round	Texas Tech 80, Texas A&M 71
2001	First Round	Missouri 77, Texas A&M 62
2000	First Round	Colorado 79, Texas A&M 53
1999	First Round	Kansas State 87, Texas A&M 76
1998	First Round	Baylor 66, Texas A&M 63
1997	First Round	Oklahoma 67, Texas A&M 58

SWC (16-19)

YEAR	ROUND	RESULT
1996	Quarterfinals	Texas Tech 85, Texas A&M 75
1995	Quarterfinals	Rice 84, Texas A&M 75
1994	Quarterfinals	Texas A&M 85, SMU 66
	Semifinals	Texas A&M 89, Texas Tech 85
	Championship	Texas 87, Texas A&M 62
1993	Quarterfinals	Houston 84, Texas A&M 68
1992	Quarterfinals	Texas 88, Texas A&M 69
1991	First Round	Texas A&M 57, Texas Tech 46
	Quarterfinals	Arkansas 108, Texas A&M 61
1990	Quarterfinals	Texas 92, Texas A&M 84

1989	Quarterfinals	Texas A&M 82, Houston 70
	Semifinals	Arkansas 94, Texas A&M 84
1988	Quarterfinals	Arkansas 76, Texas A&M 64
1987	Quarterfinals	Texas A&M 81, TCU 70
	Semifinals	Texas A&M 68, Texas Tech 60
	Championship	Texas A&M 71, Baylor 46
1986	Quarterfinals	Texas A&M 67, Arkansas 51
	Semifinals	Texas A&M 55, Texas 47
	Championship	Texas Tech 67, Texas A&M 63
1985	Quarterfinals	Texas A&M 54, TCU 52
	Semifinals	Texas Tech 72, Texas A&M 63
1984	First Round	Texas A&M 75, Texas 54
	Quarterfinals	Texas A&M 59, SMU 57
	Semifinals	Arkansas 49, Texas A&M 47
1983	First Round	TCU 65, Texas A&M 53
1982	Quarterfinals	Texas A&M 64, Baylor 63
	Semifinals	Houston 89, Texas A&M 76
1981	First Round	TCU 62, Texas A&M 60
1980	Semifinals	Texas A&M 61, Texas Tech 51
	Championship	Texas A&M 52, Arkansas 50
1979	Quarterfinals	Texas Tech 63, Texas A&M 62 (OT)
1978	First Round	Texas Tech 85, Texas A&M 78
1977	First Round	Texas A&M 89, SMU 69
	Quarterfinals	Houston 96, Texas A&M 72
1976	Championship	Texas Tech 74, Texas A&M 72

Shelby Metcalf's eighth-seeded Aggies became the lowest seed to win the Southwest Conference Postseason Classic in 1987 after upsetting top-seeded and No. 15 TCU in the first round and then rolling to the Championship with wins over Texas Tech and Baylor.



Reed Arena History

INDIVIDUAL RECORDS

30-POINT GAMES

38	Elston Turner, vs. Tennessee (40T).....	2/23/13
37	Elston Turner vs. Ole Miss	2/13/13
35	Joseph Jones vs. North Texas	12/6/05
34	Bernard King vs. Colorado	2/12/00
32	Bernard King vs. Colorado	2/26/02
32	Antoine Wright vs. Grambling	12/21/03
31	Quenton Jackson vs. Georgia	2/22/22
31	Quenton Jackson vs. Central Arkansas	12/29/21
31	Bernard King vs. Missouri	2/17/01
31	Acie Law vs. Baylor	2/24/07
31	Wade Taylor IV vs. Kentucky	1/13/24
30	Bryan Davis vs. Baylor	1/23/08
30	Bernard King vs. Nebraska	3/4/00
30	Bernard King vs. Lamar	12/5/00
30	Acie Law vs. Mississippi Valley State	11/22/05
30	Wade Taylor IV vs. Ole Miss	1/27/24

FIELD GOALS

Made

16	Elston Turner, vs. Tennessee (40T).....	2/23/13
13	Joseph Jones vs. Baylor	1/28/06
13	Elston Turner vs. Ole Miss	2/13/13

Attempted

33	Elston Turner, vs. Tennessee	2/23/13
24	Danuel House vs. Florida	1/12/16
24	Wade Taylor IV vs. Kentucky (OT)	1/13/24

Percentage (minimum 10 att.)

1.00% (11-11)	Quenton Jackson vs. Georgia.....	2/22/22
.917% (11-12)	Antanas Kavaliauskas vs. Missouri.....	3/3/07
.846% (11-13)	Quenton Jackson vs. UNO.....	11/29/20
.846% (11-13)	Jalen Jones vs. Youngstown State	12/13/14
.833% (10-12)	Shanne Jones vs. North Texas	11/13/98

3-POINT FIELD GOALS

Made

8	Bernard King, A&M vs. Lamar	12/5/00
8	Josh Carter, A&M vs. Idaho State	11/25/06
8	Josh Carter, A&M vs. Grambling State	12/28/06
7	Four players	

Attempted

14	Bernard King, A&M vs. Texas Tech	2/19/00
13	Jay Jay Chandler, A&M vs. LSU	1/26/21
13	Five players	

Percentage (minimum 5 att.)

100% (5-5)	Josh Carter, A&M vs. Grambling	12/10/05
------------	--------------------------------------	----------

FREE THROWS

Made

16	Joseph Jones vs. North Texas	12/6/05
16	Wade Taylor IV vs. Tennessee	2/21/23

15	Emanuel Miller vs. Tarleton St.....	12/2/20
13	Donald Sloan vs. Nebraska.....	1/9/2010
12	Six players	

Attempted

19	Joseph Jones vs. North Texas	12/6/05
19	Bryan Davis vs. Baylor	1/23/08
17	Shanne Jones vs. Centenary.....	11/23/98
17	Wade Taylor IV vs. Tennessee.....	2/21/23
16	Two players	

Percentage (minimum 10 att.)

100% (12-12)	Acie Law, A&M vs. Houston	12/29/04
100% (10-10)	Wade Taylor IV vs. Alabama	3/4/23
100% (10-10)	Tyrece Radford vs. Alabama	3/4/23
100% (10-10)	Fabyon Harris, A&M vs. Arkansas.....	1/9/13
100% (10-10)	Donald Sloan, A&M vs. North Texas.....	12/7/09
100% (10-10)	Donald Sloan, A&M vs. Florida A&M ..	12/15/08

REBOUNDS

Offensive

11	Chinemelu Elonu, A&M vs. Baylor	1/14/09
11	Tyler Davis vs. Arkansas.....	1/30/18
9	Four players	

Defensive

14	Robert Williams vs. Prairie View A&M.....	12/9/17
12	Five players	

Total

19	Andersson Garcia vs. HCU	12/22/2023
18	Andy Slocum vs. Texas	1/31/04
17	Tyler Davis vs. Savannah State	12/13/17
17	Andersson Garcia vs. Tennessee	2/10/24
16	Six players	

ASSISTS

15	Acie Law, A&M vs. Texas.....	2/5/07
14	Clifton Cook vs. Centenary	11/23/98
14	Clifton Cook vs. Missouri.....	1/9/99
14	Acie Law IV vs. Missouri	2/5/05
14	Acie Law IV vs. Grambling	12/28/06
13	Clifton Cook vs. Arizona State	12/19/98

BLOCKED SHOTS

8	Josh Nebo vs. Oregon State	12/21/19
7	Josh Nebo vs. South Alabama.....	11/23/18
7	Tonny Trocha-Morelos vs. Buffalo	12/21/17
6	Chinemelu Elonu vs. Florida A&M	12/15/08
6	Robert Williams vs. Auburn	2/18/17

STEALS

6	By 11 players, most recently Wade Taylor IV vs. LSU...1/6/24	
---	--	--



TEAM RECORDS

MARGIN OF VICTORY

High

74 (101-27)	by Texas A&M vs. Grambling State ..	12/28/06
-------------	-------------------------------------	----------

POINTS

100-Point Games

113	vs. Savannah State	12/13/17
110	vs. Baylor (50T)	1/23/08
109	vs. Northwestern State	11/14/14
109	vs. Texas State	12/8/07
107	vs. UL-Monroe.....	12/22/02
104	vs. USC Upstate.....	11/13/15
103	vs. Grambling (20T)	12/21/03
102	vs. Dallas Christian	12/27/21
101	vs. Grambling	12/10/05
101	vs. Grambling.....	12/28/06
100	vs. SE Louisiana.....	11/16/15
100	vs. Alabama A&M.....	11/26/03
100	vs. Texas	2/5/07

Fewest Points

41	vs. North Texas	12/31/13
43	vs. Missouri	1/19/19
43	vs. Iowa State	1/16/99

Most Combined

226	Baylor 116, Texas A&M 110 (50T).....	1/23/08
204	Texas A&M 103, Grambling (20T).....	12/21/03

Fewest Combined

89	Texas A&M 46, Texas 43	3/1/06
89	Oklahoma 45, Texas A&M 44	1/14/06

First Half (High)

65	by Texas A&M vs. Grambling State	12/28/06
----	--	----------

Opponent First Half (Low)

11	by The Citadel vs. Texas A&M	12/19/09
----	------------------------------------	----------

Largest Halftime Lead

52 (65-13)	by A&M vs. Grambling State	12/28/06
------------	----------------------------------	----------

Second Half (High)

60	by Texas A&M vs. Baylor (50T)	2/24/07
----	-------------------------------------	---------

Opponent Second Half (Low)

14	by Grambling State vs. Texas A&M	12/28/06
14	by Samford vs Texas A&M	11/20/09

FIELD GOALS

Made (High)

45	by Texas A&M vs. Savannah State	12/13/17
42	by Texas A&M vs. Northwestern State	11/14/14
41	by Texas A&M vs. Texas State.....	12/8/07

Opponent Made (Low)

9	by Savannah State vs. Texas A&M	12/17/05
---	---------------------------------------	----------

Attempted (High)

94	Texas A&M vs. Baylor (50T)	1/23/08
90	Texas A&M vs. Savannah State	12/13/17

Opponent Attempted (Low)

27	by Savannah State vs. Texas A&M	12/17/05
----	---------------------------------------	----------

65.0% or Higher FG Percentage

68.9% (31-45)	by Texas A&M vs. Auburn	2/18/17
67.2% (41-61)	by Texas A&M vs. Texas State	12/18/07
66.7% (38-57)	by Texas A&M vs. USC Upstate	11/13/15
.65.4% (34-52)	by Texas A&M vs. Liberty	11/9/11

Lowest FG Percentage

25.4% (15-59)	by Texas A&M vs. LSU	1/6/24
26.0% (13-50)	by Texas A&M vs. Missouri	1/19/19



3-POINT FIELD GOALS

Made (High)

16	by A&M vs. Savannah State.....	12/13/17
14	by A&M vs. SE Louisiana	11/16/15
14	by A&M vs. LSU	1/14/20
14	by A&M vs. DePaul.....	12/6/23

Made (Low)

0	by Texas A&M vs. Alcorn State (0-17)	11/30/11
0	by Texas A&M vs. Hartford (0-13)	1/3/15
0	by Texas A&M vs. Washington (0-8)	12/11/10

Opponent Made (Low)

0	by Arkansas-Little Rock vs. Texas A&M (0-20).....	11/27/06
---	---	----------

Attempted (High)

38	by A&M vs. Savannah State.....	12/13/17
38	by A&M vs. Savannah State.....	11/7/18
38	by A&M vs. LSU	1/26/21
35	by A&M vs. LSU	1/14/20
33	Two times	

Opponent Attempted (Low)

4	by Mississippi State	3/5/22
5	by Texas Tech	1/7/06
6	by Kansas State.....	1/6/01

Opponent Percentage (High) (10 attempts)

70.6% (12-17)	by Kansas State vs Texas A&M	2/28/12
---------------	------------------------------------	---------

FREE THROWS

Made (High)

36	Texas A&M vs. Baylor (50T)	1/23/08
35	Texas A&M vs. Baylor.....	2/24/07
34	Texas A&M vs. Houston.....	12/29/04
34	Texas A&M vs. Alcorn State	11/12/10

Made (Low)

3	Texas A&M vs. Southern	12/22/12
4	Six times	

Opponent Made (Low)

0	by Samford vs Texas A&M	11/20/09
---	-------------------------------	----------

Attempted (High)

59	by Texas A&M vs. Baylor (50T).....	1/23/08
48	by Texas A&M vs. Alcorn State.....	11/12/10
47	by Texas A&M vs. Houston	12/29/04

Opponent Attempted (Low)

3	by Morris Brown	11/29/00
3	by Florida A&M vs. Texas A&M	12/29/07
3	by McNeese State vs. Texas A&M	11/9/07

Percentage (High) (15 attempts)

100.0% (20-20)	by Texas A&M vs. Florida A&M	12/15/09
100.0% (16-16)	by Texas A&M vs. Florida.....	2/15/22

Percentage (Low) (15 attempts)

37.5% (6-16)	by Texas A&M vs. Ark.-Pine Bluff	12/16/07
--------------	--	----------

Opponent Percentage (High) (10 attempts)

100.0% (16-16)	by Washington vs. Texas A&M	12/11/10
100.0% (11-11)	by Vanderbilt vs Texas A&M	3/5/16
100.0% (10-10)	by Northwestern St. vs Texas A&M	12/3/18

REBOUNDS

60 or More Rebounds

68	Texas A&M vs. Savannah State	11/7/18
65	Texas A&M vs. Savannah State	12/13/17
64	Texas A&M vs. Baylor (50T).....	1/23/08
63	Texas A&M vs. Prairie View A&M	12/30/23

Total Rebounds (Low)

16	Texas A&M vs. Missouri	2/18/12
18	Texas A&M vs. Arizona.....	12/5/08

Opponent Total (High)

70	by Baylor (50T)	1/23/08
55	by Kansas.....	1/17/00

Opponent Total (Low)

16	by Colorado	1/12/08
20	by Wagner	12/21/10

Offensive (High)

29	Texas A&M vs. Prairie View A&M	12/30/23
28	Texas A&M vs. Oral Roberts	11/17/23
26	Texas A&M vs. Savannah State	12/13/17
25	Texas A&M vs. Kentucky	1/13/24

Offensive (Low)

2	by Texas A&M vs. Idaho State	11/25/06
2	by Texas A&M vs. Tennessee	2/22/14

Opponent Offensive (Low)

2	by Georgia	2/22/22
2	by Southern	11/13/11
3	Four times	

Defensive (High)

45	by Texas A&M vs. Savannah State.....	11/7/18
41	by Texas A&M vs. Baylor (50T).....	1/23/08
40	by Texas A&M vs. Sam Houston State	12/7/11
40	by Texas A&M vs. Texas State.....	12/8/07

Defensive (Low)

11	by Texas A&M vs. Florida	2/12/20
12	Three times	

Largest Margin

+27 (47-20)	by Texas A&M vs. Wagner	12/21/10
-------------	-------------------------------	----------

ASSISTS

Total (High)

32	by Texas A&M vs. USC Upstate.....	11/13/15
32	by Texas A&M vs Savannah State.....	12/13/17
30	Three times	

Total (Low)

5	by Texas A&M vs.Gonzaga	11/15/2019
6	by Texas A&M vs. LSU.....	1/13/19
7	12 times	

TURNOVERS

Total (High)

34	by Savannah State vs. Texas A&M	12/17/05
33	by Dallas Christian vs. Texas A&M.....	12/27/21
30	Three times	

Total (Low)

4	Six times (most recently vs. South Carolina).....	2/28/24
---	---	---------

Largest Margin

+22 (30-8)	Texas A&M vs. Grambling State.....	12/28/06
------------	------------------------------------	----------

BLOCKED SHOTS

Total Blocks

12	by Texas A&M vs. Northwestern State	12/3/18
12	by Texas A&M vs. Mississippi Valley State.....	11/11/13

Opponent Total Blocks

11	by Florida vs. Texas A&M	2/3/24
10	Three times	

STEALS

Total (High)

21	by Texas A&M vs. Dallas Christian.....	12/27/21
20	by Texas A&M vs. Grambling State.....	12/28/06

Opponent Steals

16	by Oakland	12/2/02
16	by Oklahoma State.....	1/6/99

PERSONAL FOULS

Total (High)

34	by Texas A&M vs. Alcorn State.....	11/12/10
33	by Texas A&M vs. Tulane.....	11/26/05
31	Two times	

Total (Low)

7	by Texas A&M vs. Kansas State.....	1/26/19
7	by Texas A&M vs. ULM	11/11/19
7	by Texas A&M vs. Dallas Christian.....	12/27/21

RECORD BY YEAR

1998-99	9-5
1999-00	5-7
2000-01	7-7
2001-02	5-9
2002-03	10-4
2003-04	5-9
2004-05	17-3
2005-06	16-2
2006-07	18-1
2007-08	16-4
2008-09	16-2
2009-10	15-1
2010-11	15-2
2011-12	11-7
2012-13	12-6
2013-14	17-3
2014-15	14-4
2015-16	17-1
2016-17	11-5
2017-18	13-3
2016-17	11-4
2017-18	12-3
2018-19	13-3
2019-20	11-6
2020-21	6-4
2021-22	16-4
2022-23	15-1
2023-24	10-5
TOTAL	332-110

HIGHEST ATTENDANCE (13,000+))

14,036	vs. Kentucky	1/19/2022
13,888	vs. LSU	1/9/2016
13,717	vs. Texas	2/27/2010
13,657	vs. Kansas	2/15/2010
13,648	vs. Texas Tech	1/30/2010
13,584	vs. Oklahoma State	2/16/2008
13,555	vs. Texas	1/30/2008
13,300	vs. Texas	1/31/2011
13,263	vs. Kentucky	2/10/2018
13,203	vs. Missouri	3/3/2007
13,196	vs. Baylor	2/5/2007
13,187	vs. Oklahoma State	1/20/2007
13,176	vs. Texas	3/1/2006
13,158	vs. Oklahoma	2/2/2008
13,151	vs. St. Joseph's (NIT)	3/23/2005
13,136	vs. Texas Tech	2/26/2005
13,051	vs. Baylor	2/24/2007
13,048	vs. Oklahoma	1/27/2007
13,021	vs. Baylor	2/6/2010
13,016	vs. Oklahoma State	2/12/2005
13,007	vs. Missouri	3/7/2009

TOP 10 SEASON AVERAGES


Rk.	Average	Year	Games	Record
1.	10.343	2007-08	20	16-4
2.	9.889	2009-10	16	15-1
3.	9.812	2006-07	19	18-1
4.	9.650	2023-24	15	10-5
5.	9.438	2008-09	18	16-2
6.	9.280	2022-23	16	15-1
7.	9.128	2017-18	16	13-3
8.	9.000	2010-11	17	15-2
9.	8.956	2015-16	18	17-1
10.	8.161	2016-17	16	11-5

NON-CONFERENCE ATTENDANCE RECORD

(Regular Season Games Only)

12,473	Iowa State (SEC/Big 12)	1/30/16	W, 72-62
12,255	LSU.....	1/5/08	W, 79-53
11,200	Houston	12/29/04	W, 93-80
11,029	McNeese.....	1/3/09	W 57-52
10,722	Prairie View A&M.....	11/10/06	W, 81-49
10,689	Oral Roberts.....	11/17/23	W, 74-66
10,393	Arizona	12/5/08	W, 67-66
10,344	Gonzaga	11/15/19	L, 49-79
10,328	Alabama.....	11/28/07	W, 76-63
10,296	Washington	12/11/10	W, 63-62

Postseason Honors



ALL-AMERICA

1950	Jewell McDowell	UPI (HM)
1951	Walter Davis	Helms (3)
1961	Carroll Broussard	Helms (2)
1962	Carroll Broussard	Helms (1)
1963	Bennie Lenox	Helms (2)
1966	John Beasley	Helms (1)
2005	Antoine Wright	SI.com (HM)
2007	Acie Law IV	Consensus (1)
2016	Danuel House	AP (HM)
2023	Wade Taylor IV	Stadium (3)

ALL-SWC

1915	Max Gilfillan
	George Everett
1916	Max Gilfillan
1917	Tim Griesenbeck
1918	Eddie Longcope
	E. E. McQuillen
1919	Eddie Longcope
	E. E. McQuillen
	A. C. Forbes
1920	E. E. McQuillen
	A. C. Forbes
	George Hartung
1921	A. C. Forbes
	Pat Dwyer
1922	Tiny Keen
	Pat Dwyer
	Robert Ehler
1923	Gene Darby
	E. King Gill
	Tiny Keen
1924	Gene Darby
	E. King Gill
1925	Paul Washburn
1926	Stanley Baker

1927	Stanley Baker
1930	Harry Keeton
	Cecil Hoke
	Johnny Konecny (HM)
1931	Cecil Hoke
1933	Joe Moody
1934	Joe Merka
	W.T. Wilkins (2)
1942	Bill Henderson
1943	Leland Huffman
1946	Jamie Dawson
1950	Jewell McDowell
	John DeWitt (2)
	Walt Davis (HM)
1951	Jewell McDowell
	Walter Davis
1952	Walter Davis
	Jewell McDowell (2)
	LeRoy Miksch (HM)
1953	LeRoy Miksch (2)
1954	James Addison (HM)
1955	Bill Brophy (HM)
	John Fortenberry (HM)
1956	Ken Hutto (2)
1957	George Meheffey (2)
	Neil Swisher (HM)
1958	Neil Swisher (2)
	Archie Carroll (HM)
1959	Neil Swisher
	Archie Carroll (HM)
1960	Carroll Broussard
	Wayne Lawrence (2)
1961	Carroll Broussard
	Don Stanley (HM)
1962	Carroll Broussard



LEAVING A LEGACY

E. King Gill (with D.X. Bible) is remembered as the original "12th Man" by generations of Aggies, but he was also a two-time All-Southwest Conference selection on the hardwood.

	Jerry Windham (HM)
1963	Bennie Lenox
	Jerry Windham (HM)
1964	Bennie Lennox
	John Beasley (2)
1966	John Beasley
	Randy Matson (2)
1968	Ronnie Peret (1)
	John Underwood (2)
	Billy Bob Barnett (2)
1969	Ronnie Peret
	Billy Bob Barnett
	Mike Heitmann (HM)
	Chuck Smith (HM)
1970	Mike Heitmann
	Steve Niles (2)
1971	Jeff Overhouse
	Steve Niles (2)
1972	Jeff Overhouse (2)
	Mario Brown (2)
1973	Randy Knowles (2)
	Jeff Overhouse (2)
1974	Randy Knowles
	Cedric Joseph (2)
1975	Sonny Parker
	Barry Davis
1976	Sonny Parker
	Barry Davis
1977	Steve Jones (2)
	Wally Swanson (2)
1978	Willie Foreman (2)
	Vernon Smith (2)
1979	Vernon Smith
	Rudy Woods
	Rynn Wright (2)
1980	Rynn Wright
	Vernon Smith
	David Britton

1981	Rynn Wright
	Vernon Smith
1982	Claude Riley
1983	Claude Riley (2)
1984	Don Marbury (2)
	Kenny Brown (2)
1986	Don Marbury
	Winston Crite (2)
1987	Winston Crite
1988	Donald Thompson (2)
	Darryl McDonald (HM)
1989	Donald Thompson (2)
1990	Tony Milton
1992	David Edwards (2)
	Damon Johnson (HM)
1993	David Edwards (2)
	Damon Johnson (HM)
1994	David Edwards
	Joe Wilbert
1995	Joe Wilbert
1996	Derrick Hart (2)

ALL-BIG 12

1997	Calvin Davis (HM)
1998	Shanne Jones (3)
	Brian Barone (HM)
1999	Clifton Cook (3)
	Shanne Jones (HM)
2000	Bernard King (3)
	Aaron Jack (HM)
2001	Bernard King (HM)
2002	Bernard King (HM)
2003	Bernard King (2)
	Antoine Wright (3)
2004	Antoine Wright (HM)
	Andy Slocum (HM)
2005	Antoine Wright
	Acie Law (HM)
	Joseph Jones (HM)
2006	Joseph Jones (2)
	Acie Law (3)
2007	Acie Law
	Joseph Jones (2)
	Antanas Kavaliauskas (2)
	Josh Carter (HM)
2008	Josh Carter (HM)
	Joseph Jones (HM)
2009	Josh Carter (3rd)
	Chinemelu Elonu (HM)
2010	Donald Sloan (1)
	Bryan Davis (3)
2011	Khris Middleton (2)
	David Loubeau (3)
	B.J. Holmes (HM)
2012	Elston Turner (HM)
	David Loubeau (HM)



ALL-SEC

2013	Elston Turner (1)
2015	Danuel House (1)
	Jalen Jones (2)
2016	Jalen Jones (1)
	Alex Caruso (2)
	Danuel House (2)
2017	Tyler Davis (2)
	Robert Williams (2)
2018	Tyler Davis (1)
2022	Quenton Jackson (2)
2023	Wade Taylor IV (1)
	Tyrece Radford (2)
2024	Wade Taylor IV (1)
	Tyrece Radford (2)

NABC ALL-DISTRICT

1949-50	John Dewitt
	Walter Davis
1950-51	Walter Davis
	Jewell McDowell
1951-52	Walter Davis (HM)
	Jewell McDowell (HM)
	LeRoy Miksch (HM)
1952-53	LeRoy Miksch
1954-55	John Fortenberry
	Bill Brophy
1956-57	George Meheffey
1957-58	Neil Swisher (2)
	Archie Carroll (2)
1958-59	Neil Swisher
1959-60	Carroll Broussard
	Wayne Lawrence
1960-61	Carroll Broussard
1961-62	Carroll Broussard

1962-63	Bennie Lenox
1963-64	Bennie Lenox
	John Beasley (2)
1965-66	John Beasley
	Randy Matson (3)
	Dick Stringfellow (3)
1967-68	Ronnie Peret (2)
1968-69	Ronnie Peret
	Billy Bob Barnett (3)
	Steve Niles (2)
1970-71	eff Overhouse
1971-72J	Randy Knowles (2)
1972-73	Randy Knowles (3)
1973-74	Sonny Parker (2)
1974-75	Barry Davis (3)
	Sonny Parker
1975-76	Barry Davis (2)
	Steve Jones (2)
1976-77	Rudy Woods
1978-79	Vernon Smith (2)
	Vernon Smith
1979-80	Rudy Woods
	Rynn Wright (2)
1981-82	Claude Riley (2)
1982-83	Claude Riley (2)
1984-85	Kenny Brown (2)
1985-86	Don Marbury
1986-87	Winston Crite
1987-88	Darryl McDonald
1988-89	Donald Thompson (2)
1989-90	Tony Milton (2)
1993-94	David Edwards (2)
	Joe Wilbert (2)
1994-95	Joe Wilbert
1999-00	Bernard King (2)
2000-01	Bernard King (2)
2001-02	Bernard King (2)
2002-03	Bernard King





Antoine Wright (2)
 2003-04 Antoine Wright (2)
 2004-05 Antoine Wright
 2005-06 Joseph Jones
 Acie Law IV (2)
 2006-07 Acie Law IV
 Joseph Jones (2)
 Antanas Kavaliauskas (2)
 2007-08 Josh Carter (1)
 Joseph Jones (2)
 2009-10 Donald Sloan (1)
 2012-13 Elston Turner (2)
 2015-16 Danuel House (2)
 Jalen Jones (2)
 2016-17 Tyler Davis (2)
 2022-23 Wade Taylor IV (2)
 2023-24 Wade Taylor IV (1)

USBWA ALL-DISTRICT

1990 Tony Milton
 1995 Joe Wilbert
 1997 Calvin Davis
 2000 Bernard King
 2002 Bernard King
 2003 Bernard King
 Antoine Wright
 2005 Antoine Wright
 2006 Acie Law IV
 2007 Acie Law IV
 Joseph Jones
 Josh Carter
 2009 Donald Sloan
 2010 Elston Turner
 2013 Danuel House
 2016 Jalen Jones
 2018 Tyler Davis
 Robert Williams

F.P. NAISMITH AWARD FINALISTS

1995 David Edwards (runner-up)

CONFERENCE DEFENSIVE PLAYER OF THE YEAR

1980 Rynn Wright (SWC)
 2017 Robert Williams (SEC)
 2018 Robert Williams (SEC)

CONFERENCE PLAYER OF THE YEAR

1961 Carroll Broussard (SWC)
 1963 Bennie Lenox (SWC)
 1969 John Beasley (SWC)
 1970 John Beasley (SWC)
 1969 Ronnie Peret (SWC)
 1975 Sonny Parker (SWC)
 1976 Sonny Parker (SWC)
 2007 Acie Law IV (Big 12)
 (The Dallas Morning News)

CONFERENCE NEWCOMER OF THE YEAR

1964 John Beasley (SWC)
 1971 Jeff Overhouse (SWC)
 1974 John Thornton (SWC)
 1975 Sonny Parker (SWC)
 1977 Willie Foreman (SWC)
 1985 Don Marbury (SWC)
 1994 Joe Wilbert (SWC)
 1999 Clifton Cook (Big 12)

CONFERENCE FRESHMAN OF THE YEAR

1959 Carroll Broussard* (SWC)
 1965 Cedric Joseph (SWC)
 1979 Rudy Woods (SWC)
 1981 Reggie Roberts (SWC)
 1967 Jerald Brown (Big 12)
 2000 Bernard King (Big 12)
 2003 Antoine Wright (Big 12)

CONFERENCE ALL-NEWCOMER TEAM

1980 Claude Riley (SWC)
 1983 Kenny Brown (SWC)
 Jimmie Gilbert (SWC)
 1990 David Harris (SWC)
 1992 David Edwards (SWC)
 1993 Lance Broderson (SWC)
 1994 Joe Wilbert (SWC)
 1995 Kyle Kessel (SWC)

1996 Tracey Anderson (SWC)
 1999 Clifton Cook (Big 12)
 2006 Antanas Kavaliauskas (Big 12)

CONFERENCE ALL-DEFENSE TEAM

1976 Sonny Parker ((SWC)
 1979 Rudy Woods (SWC)
 1980 Rynn Wright (SWC)
 Rudy Woods (SWC)
 1981 Rynn Wright (SWC)
 1982 Reggie Roberts (SWC)
 1983 Reggie Roberts (SWC)
 1984 Darnell Williams (SWC)
 1985 Winston Crite (SWC)
 1986 Winston Crite (SWC)
 1987 Winston Crite (SWC)
 1988 Darryl McDonald (SWC)
 1990 David Harris (SWC)
 1992 David Edwards (SWC)
 1993 David Edwards (SWC)
 1994 David Edwards (SWC)
 Tony McGinnis (SWC)
 1998 Steve Houston (Big 12)
 2005 Chris Walker (Big 12)
 2007 Dominique Kirk (Big 12)
 2008 Dominique Kirk (Big 12)
 2009 Derrick Roland (Big 12)
 2010 Bryan Davis (Big 12)
 2016 Alex Caruso (SEC)
 2017 Robert Williams (SEC)
 2018 Robert Williams (SEC)
 2024 Andersson Garcia (SEC)



DOMINIQUE KIRK

CONFERENCE ALL-FRESHMAN TEAM

1953 John Fortenberry (SWC)
 1954 Ted Harrod (SWC)
 1955 Bryan Sutherlin (SWC)
 1956 Neil Swisher (SWC)
 1959 Carroll Broussard (SWC)
 1961 Bennie Lenox (SWC)
 1963 John Beasley (SWC)
 Dick Stringfellow (SWC)
 1964 Curley Lenox (SWC)
 1966 Sonny Benefield (SWC)
 Billy Bob Barnett (SWC)
 1967 Mike Heitmann (SWC)
 Oliver Biggers (SWC)
 1968 Bill Cooksey (SWC)
 Chuck Smith (SWC)
 1969 Jeff Watkins (SWC)
 Skip Carleton (SWC)
 Rick Duplantis (SWC)
 1970 Jeff Overhouse (SWC)
 Bob Gobin (SWC)
 1972 Cedric Joseph (SWC)
 Mike Floyd (SWC)
 1974 Mike Johnson (SWC)
 1976 Karl Godine (SWC)
 1977 Dave Goff (SWC)
 1978 Rynn Wright (SWC)
 Vernon Smith (SWC)
 1979 Rudy Woods (SWC)
 Claude Riley (SWC)
 1981 Reggie Roberts (SWC)
 1983 Jimmie Gilbert (SWC)
 1984 Todd Holloway (SWC)
 Winston Crite (SWC)
 1988 Freddie Ricks (SWC)
 1990 Brooks Thompson (SWC)
 1992 Damon Johnson (SWC)
 Corey Henderson (SWC)
 1995 Kyle Kessel (SWC)
 1996 Calvin Davis (SWC)
 1997 Jerald Brown (Big 12)
 1999 Joe White (Big 12)
 2000 Bernard King (Big 12)
 2001 Nick Anderson (Big 12)
 2003 Antoine Wright (Big 12)
 2005 Joseph Jones (Big 12)
 2016 Tyler Davis (SEC)
 D.J. Hogg (SEC)
 2017 Robert Williams (SEC)
 2018 TJ Starks (SEC)

CONFERENCE PLAYERS OF THE WEEK

1986-87 Winston Crite J16
 1986-87 Winston Crite F23
 1989-90 Tony Milton F27
 1992-93 Damon Johnson F16
 1995-96 Derrick Hart D19

2001-02 Bernard King J28
 2002-03 Bernard King D2
 2005-06 Acie Law IV M5
 2006-07 Josh Carter J2
 Acie Law IV F5
 Josh Carter F12
 Acie Law IV F26
 2010-11 Khris Middleton D20
 2012-13 Elston Turner J14
 2014-15 Alex Caruso D8
 2014-15 Danuel House F2
 2015-16 Jalen Jones J4
 Jalen Jones J18
 2016-17 Tyler Davis D12
 2017-18 Admon Gilder N13
 2018-19 Savion Flagg F25
 2019-20 Wendell Mitchell M9
 2021-22 Quenton Jackson N29
 2021-22 Quenton Jackson M7
 2022-23 Julius Marble J9
 2022-23 Wade Taylor IV F20
 2023-24 Henry Coleman III N20
 Wade Taylor IV D18
 Tyrece Radford F12
 Manny Obaseki M11

CONFERENCE FRESHMEN OF THE WEEK

1993-94 Joe Wilbert N 29
 Joe Wilbert J31
 1996-97 Jerald Brown J27
 1997-98 Michael Schmidt F16
 1998-99 Clifton Cook D8
 Clifton Cook J11
 Clifton Cook F8
 Clifton Cook F 22
 Clifton Cook M1
 1999-00 Bernard King F14
 Bernard King M5
 2000-01 Nick Anderson F12
 2002-03 Antoine Wright D2
 Antoine Wright D9
 Antoine Wright F3
 Antoine Wright F10
 2013-14 Davonte Fitzgerald J20
 2015-16 Tyler Davis D21
 Tyler Davis F22
 2016-17 Robert Williams N28
 Robert Williams F13
 Robert Williams F20
 2017-18 Savion Flagg D26
 TJ Starks F12
 2019-20 Emanuel Miller D16
 2021-22 Wade Taylor IV D20



COUSY AWARD WINNER

Acie Law IV earned consensus All-America honors and won the Bob Cousy Award in 2007 after he averaged 18.1 points and 5.0 assists per game. Law IV led the Aggies to the Sweet Sixteen after defeating Penn and Louisville in the first two rounds in Lexington, Ky.

BOB COUSY AWARD

2007 Acie Law IV

WOODEN AWARD FINALISTS

2007 Acie Law IV

NAISMITH TROPHY FINALISTS


2007 Acie Law IV

NAISMITH NATIONAL PLAYER OF THE WEEK

2023-24 Wade Taylor IV F12

LUTE OLSEN NATIONAL PLAYER OF THE WEEK

2023-24 Tyrece Radford F12



RYNN WRIGHT

SWC CLASSIC ALL-TOURNEY TEAM

David Edwards	1994
Donald Thompson	1989
Winston Crite	(MVP) 1987
Darryl McDonald	1987
Winston Crite	1986
Don Marbury	1986
Winston Crite	1985
Kenny Brown	1984
David Britton	(MVP) 1980
Rynn Wright	1980
Vernon Smith	1980
Sonny Parker	1976

BIG 12 CHAMPIONSHIP ALL-TOURNEY TEAM

Donald Sloan	2010
--------------	------

SEC ALL-TOURNEY TEAM

Wade Taylor IV	2023
Wade Taylor IV	2024

CHIP HILTON PLAYER OF THE YEAR

2010	Derrick Roland (finalist)
------	---------------------------

NABC DISTRICT COACH OF THE YEAR


1964	Shelby Metcalf
1969	Shelby Metcalf
1975	Shelby Metcalf
1980	Shelby Metcalf
1985	Shelby Metcalf
1994	Tony Barone
2005	Billy Gillispie
2007	Billy Gillispie
2016	Billy Kennedy
2023	Buzz Williams

USBWA DISTRICT COACH OF THE YEAR

1975	Shelby Metcalf
1980	Shelby Metcalf
1994	Tony Barone
2005	Billy Gillispie
2007	Billy Gillispie
2016	Billy Kennedy

TABC COACH OF THE YEAR

1994	Tony Barone
2005	Billy Gillispie
2006	Billy Gillispie
2007	Billy Gillispie



BIG 12 COACH OF THE YEAR

2005	Billy Gillispie
2007	Billy Gillispie
2010	Mark Turgeon (The Dallas Morning News)
2011	Mark Turgeon (The Dallas Morning News)

SEC COACH OF THE YEAR

2016	Billy Kennedy
2020	Buzz Williams (AP)
2023	*Buzz Williams (SEC)
	Buzz Williams (AP)
	* - Co-Coach of the Year

NAISMITH NATIONAL COACH OF THE YEAR

2005	Billy Gillispie (finalist)
2007	Billy Gillispie (finalist)

CLAIR BEE COACH OF THE YEAR

2010	Mark Turgeon (finalist)
2011	Mark Turgeon (finalist)

NABC LIFETIME ACHIEVEMENT AWARD

2007	Acie Law IV
------	-------------

USA BASKETBALL OLYMPIC TEAM

2016	DeAndre Jordan (Rio Olympics)
------	----------------------------------

WORLD UNIVERSITY GAMES

1979	Rudy Woods (gold medal, tourney MVP)
------	---

USA BASKETBALL JR NAT'L SELECT TEAM

1996	Jerald Brown
2000	Nick Anderson
2002	Antoine Wright
2004	Joseph Jones
2005	Bryan Davis
2007	DeAndre Jordan

U.S. OLYMPIC FESTIVAL

1978	Rudy Woods (All-Tournament)
------	-----------------------------

SEC COMMUNITY SERVICE TEAM

2012-13	Jerod Jahns
2013-14	Blake McDonald
2014-15	Jordan Green
2015-16	Kyle Dobbins
2016-17	Tavario Miller
2017-18	Tonny Trocha-Morelos
2018-19	Chris Collins
2019-20	Wendell Mitchell
2020-21	Emanuel Miller
2021-22	Everett Vaughn

THE GOOD DOCTOR

The winningest head coach in Southwest Conference, Dr. Shelby Metcalf won 438 games at the helm of the Aggies from 1963-90. He led the Aggies to six SWC titles and two SWC Postseason Classic crowns. He 1979-80 team advanced to the Sweet 16 in the NCAA Tournament before losing to eventual national champion Louisville in overtime. Metcalf's 1969 team also made the Sweet 16 and his 1979 and 1982 teams came within a game of the NIT Final Four.

2022-23	Henry Coleman III
2023-24	Henry Coleman III

ACADEMIC ALL-AMERICANS

1964	Bill Robinette (1)
1987	Paul Crawford (3)
1988	Paul Crawford (2)

ACADEMIC ALL-DISTRICT

1991-92	David Martin
2005-06	Chris Walker

ACADEMIC ALL-CONFERENCE

1987-88	Paul Crawford
1989-90	Darren Rhea
1990-91	David Martin
1991-92	David Martin
1992-93	Damon Johnson
1994-95	Jimmy Smith
1997-98	Brian Barone (1)
	Aaron Jack (1)
	Steve Houston (2)
	Larry Thompson (2)
1998-99	Jason Boeker (1)
	Aaron Jack (1)
	Andy Leatherman (2)
	Michael Schmidt (2)
1999-00	Aaron Jack (1)
2000-01	Aaron Jack (1)
2001-02	Jesse King (1)
	Andy Slocum (1)
	Dylan Leal (1)
	Andy Leatherman (2)
	Brian Brookhart (2)
2002-03	Brian Brookhart (2)
2004-05	Chris Walker (1)
2005-06	Chris Walker (1)
	Joseph Jones (2)
2006-07	Logan Lee (1)
	Acie Law IV (2)
	Dominique Kirk (2)
	Beau Muhlbach (2)
2007-08	Chinemelu Elonu (2)
2008-09	Chinemelu Elonu (1)
	Nathan Walkup (2)
	Bryson Graham (2)
2009-10	Shawn Schepel (1)
2010-11	Marshall Carrell (1)
2011-12	Ray Turner (2)
2012-13	Kyle Dobbins
	Jarod Johns
	Grant Jolly
	Blake McDonald
2013-14	Juan Aparicio Ruiz

	Payton Carrell
	Kyle Dobbins
	Jordan Green
	Blake McDonald
	Antwan Space
2014-15	Kyle Dobbins
	Antwan Space
	Tonny Trocha-Morelos
2015-16	Juan Aparicio Ruiz
	T.J. Distefano
	Kyle Dobbins
	Admon Gilder
	DJ Hogg
	Tonny Trocha-Morelos
2016-17	Frank Byers
	Kobie Eubanks
	Mark French
	DJ Hogg
2017-18	Chris Collins
	Mark French
	Tonny Trocha-Morelos
2018-19	Cameron Alo
	Savion Flagg
2019-20	Jay Jay Chandler
	Savion Flagg
	Mark French
	Luke McGhee
	Wendell Mitchell
	Josh Nebo
	Everett Vaughn
	Zach Walker
2020-21	Savion Flagg
	Luke McGhee
	Emanuel Miller
	Everett Vaughn
2021-22	Hayden Hefner
	Everett Vaughn
2022-23	Wade Taylor IV
2023-24	Wade Taylor IV
	Tyrece Radford

SEC LEGENDS

2013	John Beasley
2014	John Thornton
2015	Sonny Parker
2016	Carroll Broussard
2017	Acie Law
2018	Barry Davis
2019	Antoine Wright
2023	David Britton
2024	Elston Turner

DISTINGUISHED LETTERMAN

2024	Tyrece Radford
------	----------------

BUCK WEIRUS SPIRIT AWARD

2024	Wade Taylor IV
------	----------------

AP Poll History

1958-59

Date	Rank
Jan. 6	19

1959-60

Date	Rank
Dec. 22	18
Jan. 5	13
Jan. 12	8
Jan. 19	10
Jan. 26	10
Feb. 2	10
Feb. 9	12
Feb. 16	11
Feb. 23	18

1975-76

Date	Rank
Feb. 24	20
Mar. 2	19

1978-79

Date	Rank
Dec. 19	17
Dec. 26	12
Jan. 3	10
Jan. 9	11
Jan. 16	15
Jan. 23	14
Jan. 30	16
Feb. 6	11

1979-80

Date	Rank
Preseason	14

1980-81

Date	Rank
Preseason	15
Dec. 2	14
Dec. 9	12
Dec. 16	13
Dec. 23	12
Dec. 30	11



Billy Gillispie's 2006-07 Aggies won a school-record 27 games and advanced to the Sweet Sixteen of the 2007 NCAA Tournament while finishing the year ranked No. 9 in the Associated Press Top 25. It remains the highest final finish in the AP Top 25 in school history.

2006-07

Date	Rank
Nov. 6 (preseason)	13
Nov. 13	12
Nov. 20	11
Nov. 27	9
Dec. 4	6
Dec. 11	13
Dec. 18	13
Dec. 25	11
Jan. 1	11
Jan. 8	8
Jan. 15	8
Jan. 22	6
Jan. 29	10
Feb. 5	6
Feb. 12	6
Feb. 19	8
Feb. 26	7
March 5	7
March 12 (final)	9

2007-08

Date	Rank
Nov. 2 (preseason)	16
Nov. 12	15
Nov. 19	16
Nov. 26	9
Dec. 3	16
Dec. 10	14
Dec. 17	14
Dec. 24	14
Dec. 31	12
Jan. 7	11

Jan. 14	10
Jan. 21	18
Jan. 28	23
Feb. 4	18
Feb. 11	16
Feb. 18	22

2009-10

Date	Rank
Nov. 30	19
Dec. 7	16
Dec. 14	23
Dec. 21	19
Feb. 15	24
Feb. 22	22
March 1	23
March 8	23
March 15 (final)	23

2010-11

Date	Rank
Dec. 13	25
Dec. 20	25

Dec. 27	18
Jan. 3	16
Jan. 10	14
Jan. 17	11
Jan. 24	13
Jan. 31	16
Feb. 7	22
Feb. 14	21
Feb. 21	21
Feb. 28	24
March 13 (final)	24

2011-12

Date	Rank
Nov. 7 (preseason)	20
Nov. 14	19
Nov. 21	25
Nov. 28	25
Dec. 5	22
Dec. 12	22

2015-16

Date	Rank
Nov. 23	25
Nov. 30	19
Dec. 14	22
Dec. 21	21
Dec. 28	20
Jan. 4	21
Jan. 11	15
Jan. 18	10
Jan. 25	5
Feb. 1	8
Feb. 8	15
Feb. 22	21
Feb. 29	20
Mar. 7	17
Mar. 14	15

2016-17

Date	Rank
Nov. 6	25
Nov. 13	16
Nov. 20	16
Nov. 27	9
Dec. 4	7
Dec. 11	9
Dec. 18	8
Dec. 25	5
Jan. 1	11
Feb. 12	21

2022-23

Date	Rank
Preseason	RV
Nov. 14	24
Nov. 21	RV
Jan. 16	RV
Jan. 30	RV
Feb. 13	RV
Feb. 20	25
Feb. 27	24
March 6	18
March 13 (final)	17

2023-24

Date	Rank
Oct. 16 (Preseason)	15
Nov. 13	13
Nov. 20	12
Nov. 27	14
Dec. 4	21
Dec. 11	RV
Dec. 18	RV
Dec. 25	RV
Jan. 1	RV
Feb. 12	RV

A&M IN AP TOP-10 MATCHUPS ALL TIME

Date	Opponent	A&M Rk	Opp Rk	Site	Score
Dec. 9, 2006	UCLA	6	1	Anaheim, CA (Honda Center)	L 62-65
Dec. 5, 2006	LSU	6	9	Baton Rouge, LA (Maravich Assembly Ctr.)	L 52-64
Feb. 3, 2007	Kansas	8	6	Lawrence, KS (Allen Fieldhouse)	W 69-66
Mar. 22, 2007	Memphis	9	5	San Antonio, TX (Alamodome/NCAA Sweet 16)	L 64-65
Jan. 19, 2011	Texas	10	10	Austin, TX (Erwin Center)	L 60-81

rankings are highest of either poll at time of meeting

Coaches Poll History

2006-07

Date	Rank
Nov. 6 (preseason)	13
Nov. 13	12
Nov. 20	10
Nov. 27	8
Dec. 4	6
Dec. 11	13
Dec. 18	13
Dec. 25	12
Jan. 1	11
Jan. 8	9
Jan. 15	8
Jan. 22	6
Jan. 29	8
Feb. 5	7
Feb. 12	6
Feb. 19	9
Feb. 26	6
March 5	7
March 12	9
April 5 (final)	9

2007-08

Date	Rank
Nov. 5 (preseason)	14
Nov. 12	15
Nov. 19	15
Nov. 26	9
Dec. 3	14
Dec. 10	12
Dec. 17	11
Dec. 24	11
Dec. 31	10
Jan. 7	10
Jan. 14	9
Jan. 21	16
Jan. 28	23
Feb. 4	18
Feb. 11	16
Feb. 18	22

2009-10

Date	Rank
Nov. 30	22
Dec. 7	18
Feb. 15	23
Feb. 22	23
March 1	24
March 8	24
March 15	23
March 29 (final)	25

2010-11

Date	Rank
Dec. 20	24
Dec. 27	18
Jan. 3	16
Jan. 10	13
Jan. 17	10
Jan. 24	11
Jan. 31	16
Feb. 7	22
Feb. 14	17
Feb. 21	17
Feb. 28	22
March 7	21
March 13	20

2011-12

Date	Rank
Nov. 7 (preseason)	19
Nov. 14	18
Nov. 21	24
Dec. 5	25
Dec. 12	22

2015-16

Date	Rank
Nov. 30	20
Dec. 7	25
Dec. 14	24
Dec. 21	19
Dec. 28	19
Jan. 4	17
Jan. 11	14
Jan. 18	8
Jan. 25	5
Feb. 1	8
Feb. 8	13
Feb. 15	24
Feb. 22	21
Feb. 29	18
Mar. 7	17
Mar. 14	15
Final	12



2016-17

Date	Rank
Nov. 20	19
Nov. 27	10
Dec. 4	9
Dec. 11	10
Dec. 18	9
Dec. 25	6
Jan. 1	13

2022-23

Date	Rank
Preseason	RV
Nov. 14	RV
Nov. 21	RV
Jan. 9	RV
Jan. 16	RV
Jan. 23	RV
Jan. 30	RV
Feb. 6	RV
Feb. 13	No. 25
Feb. 20	No. 25
Feb. 27	No. 21
March 6	No. 18
March 13	No. 17
Final	No. 25

2023-24

Date	Rank
Preseason	19
Nov. 13	15
Nov. 20	13
Nov. 27	13
Dec. 4	19
Dec. 11	RV
Dec. 18	RV
Dec. 25	RV
Jan. 1	RV
Feb. 12	RV

After racing out to a 17-2 record to begin their season, the 2015-16 Aggies climbed to their highest position ever in the national polls at No. 5. The team would win the SEC regular season crown and finish at No. 12 in the USA Today/ESPN Coaches Poll after making a run to the Sweet 16 in March Madness.

NCAA HISTORY (14-17)

2024 **SOUTH REGION – FIRST RD**
 (#9) Texas A&M 98, (#8) Nebraska 83
 FedExForum, Memphis, Tenn.

SOUTH REGION – SECOND RD
 (#1) Houston 100, (#9) Texas A&M 95 (OT)
 FedExForum, Memphis, Tenn.

2023 **MIDWEST REGION – FIRST RD**
 (#10) Penn State 76, (#7) Texas A&M 59,
 Wells Fargo Arena, Des Moines, Iowa

2018 **WEST REGION – FIRST RD**
 (#7) Texas A&M 73, (#10) Providence 69
 Spectrum Center, Charlotte, N.C.

WEST REGION – SECOND RD
 (#7) Texas A&M 86, (#2) North Carolina 65
 Spectrum Center, Charlotte, N.C.

WEST REGION – SEMIFINALS (S16)
 (#3) Michigan 99, (#7) Texas A&M 72
 Staples Center, Los Angeles, Calif.

2016 **WEST REGION – FIRST RD**
 (#3) Texas A&M 92, (#14) Green Bay 65
 Chesapeake Energy Arena, Oklahoma City

WEST REGION – SECOND RD
 (#3) Texas A&M 92, (#11) UNI 88 (20T)
 Chesapeake Energy Arena, Oklahoma City

WEST REGION – SEMIFINALS (S16)
 (#1) Oklahoma 77, (#3) Texas A&M 63
 Honda Center, Anaheim, Calif.

2011 **SOUTHWEST REGION – SECOND RD**
 (#10) Florida State 57, (#7) Texas A&M 50
 United Center, Chicago, Ill.

2010 **SOUTH REGION – FIRST RD**
 (#5) Texas A&M 69, (#12) Utah State 53
 Spokane Arena, Spokane, Wash.

SOUTH REGION – SECOND RD
 (#4) Purdue 63, (#5) Texas A&M 61 (OT)
 Spokane Arena, Spokane, Wash.

2009 **EAST REGION – FIRST RD**
 (#9) Texas A&M 79, (#8) BYU 66
 Wachovia Center, Philadelphia, Pa.

EAST REGION – SECOND RD
 (#1) Connecticut 92, (#9) Texas A&M 66
 Wachovia Center, Philadelphia, Pa.

2008 **WEST REGION – FIRST RD**
 (#9) Texas A&M 67, (#8) BYU 62
 Honda Center, Anaheim, Calif.

WEST REGION – SECOND RD
 (#1) UCLA 51, (#9) Texas A&M 49
 Honda Center, Anaheim, Calif.

2007 **MIDWEST REGION – FIRST RD**
 (#3) Texas A&M 68, (#14) Penn 52
 Rupp Arena, Lexington, Ky.

MIDWEST REGION – SECOND RD
 (#3) Texas A&M 72, (#6) Louisville 69
 Rupp Arena, Lexington, Ky.

MIDWEST REGION – SEMIFINALS (S16)
 (#2) Memphis 65, (#3) Texas A&M 64
 Alamodome, San Antonio, Texas

2006 **ATLANTA REGION – FIRST RD**
 (#12) Texas A&M 66, (#5) Syracuse 58
 Veterans Memorial Coliseum, Jacksonville, Fla.

ATLANTA REGION – SECOND RD
 (#4) LSU 58, (#12) Texas A&M 57
 Veterans Memorial Coliseum, Jacksonville, Fla.

1987 **MIDWEST REGION – FIRST RD**
 (#5) Duke 58, (#12) Texas A&M 51
 Hoosier Dome, Indianapolis, Ind.

1980 **MIDWEST REGION – FIRST RD**
 (#6) Texas A&M 55, (#11) Bradley 53
 The Super Pit, Denton, Texas

MIDWEST REGION – SECOND RD
 (#6) Texas A&M 78, (#3) North Carolina 61 (20T)
 The Super Pit, Denton, Texas

MIDWEST REGION – SEMIFINALS (S16)
 (#2) Louisville 66, (#6) Texas A&M 55 (OT)
 The Summit, Houston, Texas

1975 **MIDWEST REGION – FIRST RD**
 Cincinnati 87, Texas A&M 79
 Municipal Coliseum, Lubbock, Texas

1969 **MIDWEST REGION – FIRST RD**
 Texas A&M 81, Trinity 66
 Daniel-Meyer Coliseum, Fort Worth, Texas

MIDWEST REGION – SECOND RD (S16)
 Drake 81, Texas A&M 63
 Ahearn Fieldhouse, Manhattan, Kan.

MIDWEST REGION - CONSOLATION RD
 Colorado 97, Texas A&M 82
 Ahearn Fieldhouse, Manhattan, Kan.

1964 **MIDWEST REGION – FIRST RD**
 Texas Western 68, Texas A&M 62
 Moody Coliseum, Dallas, Texas

1951 **WEST REGION – FIRST RD**
 Washington 62, Texas A&M 40
 Municipal Coliseum, Kansas City, Mo.

A&M'S NCAA TOURNAMENT RECORDS

POINTS
 TOTAL REBOUNDS
 ASSISTS
 STEALS

BLOCKS
 MINUTES PLAYED
 FIELD GOALS MADE
 FG ATTEMPTED
 FG PERCENTAGE
 3-PT. FIELD GOALS
 3-PT. FG ATTEMPTED
 3-PT. FG PERCENTAGE
 FREE THROWS MADE
 FT ATTEMPTED
 FT PERCENTAGE

POINTS
 SCORING MARGIN
 TOTAL REBOUNDS
 REBOUND MARGIN
 ASSISTS
 TURNOVERS
 STEALS
 BLOCKS
 PERSONAL FOULS
 FIELD GOALS MADE
 FG ATTEMPTED
 HIGHEST FG %
 LOWEST FG %
 3-PT. FIELD GOALS
 3-PT. FG ATTEMPTED
 3-PT. FG PERCENTAGE
 FREE THROWS MADE
 FT ATTEMPTED
 FT PERCENTAGE
 MOST POINTS (1ST HALF)
 MOST POINTS (2ND HALF)
 LARGEST HALFTIME LEAD

DOUBLE-DOUBLES (9)

Billy Bob Barnett (12 pts, 11 rebs)
 Steve Niles (17 pts, 16 rebs)
 Chuck Smith (10 pts, 11 rebs)
 Ronnie Peret (21 pts, 12 rebs)
 Barry Davis (16 pts, 15 rebs)
 Rynn Wright (10 pts, 13 rebs)
 Joseph Jones (14 pts, 11 rebs)
 Joseph Jones (10 pts, 12 rebs)
 Bryan Davis (17 pts, 15 rebs)
 Jalen Jones (11 pts, 10 rebs)
 Tyler Davis (14 pts, 15 rebs)
 Robert Williams (13 pts, 14 rebs)
 Tyrece Radford (20 pts, 10 rebs)

INDIVIDUAL

26, Josh Carter vs BYU (2008); Acie Law IV vs Louisville (2007)
 16, Steve Niles vs Trinity (1969)
 8, TJ Starks vs Providence (2018)
 4, Alex Caruso vs Green Bay & Oklahoma (2016); Dominique Kirk vs Syracuse (2006); Mike Clifford vs Duke (1987)
4, Solomon Washington vs. Nebraska (2024)
 47, Rynn Wright vs UNC (1980)
 11, Tyler Davis vs Michigan (2018); Bennie Lenox vs UTEP (1964)
 25, Bennie Lenox vs UTEP (1964)
 1,000 (6-6), Steve Niles vs Trinity (1969)
7, Wade Taylor IV vs Nebraska (2024)
 11, Tyrece Radford vs. Penn State (2023)
 .833 (5-6), Khrist Middleton vs Utah State (2010)
 13, Acie Law IV vs Louisville (2007)
 15, Acie Law IV vs Louisville (2007)
 1,000 (8-8), Acie Law IV vs Syracuse (2006), (5-5) Wade Taylor IV vs. Penn State (2024)

TEAM

98 vs. Nebraska (98-83), 2024
 +27 (92-65) vs Green Bay, 2016
 52 vs Drake, 1969
 +20 (45-25) vs Green Bay, 2016
 18 vs BYU, 2008
 22 vs Duke, 1987
 13 vs Green Bay, 2016
 7 vs Louisville, 1980
 24 vs Cincinnati, 1975
35 vs. Nebraska, 2024
 85 vs Cincinnati, 1975
 .561 vs Green Bay, 2016
 .262 vs Washington, 1951
13 vs. Nebraska, 2024
 34 vs Penn State, 2024
.565 vs. Nebraska (13-23), 2024
 30 vs North Carolina, 1980
 48 vs North Carolina, 1980
 .864 (19-22) vs Syracuse, 2006
58 vs. Nebraska, 2024
 52 vs Cincinnati, 1975
14 vs. Nebraska (58-44), 2024

ALL-TOURNEY AGGIES (1)

David Britton 1980 Midwest Regional



FROM WAY DOWNTOWN

Wade Taylor IV connected on seven 3-pointers in the Aggies' 98-83 over Nebraska in the first round of the 2024 NCAA Tournament at the FedExForum in Memphis, Tenn.

TEXAS A&M'S NCAA COACHES

Shelby Metcalf 5 (1964, 1969, 1975, 1980, 1987) 3-6
 Mark Turgeon 4 (2008, 2009, 2010, 2011) 3-4
 Billy Gillispie 2 (2006, 2007) 3-2
 Billy Kennedy 2 (2016, 2018) 4-2
 Buzz Williams 2 (2023, 2024) 1-2
 John Floyd 1 (1951) 0-1
TOTAL 17 14-17

All-Time Lettermen

A

Adams, Billy J. '40
Adams, Homer B. '43, '46, '47
Addai, Jeffery '05
Addison, CPT James M. '52, '53, '54
Aku, Jonathan '20, '21
** Aldrich, Chad '04
Alexander, Daniel '12
* Alford, Mark '72, '73, '74
Ali, Waseem '95
Allen, Peyton '15
Alo, Cameron '18, '19
Anderson, Nick '01, '02, '03, '04
Anderson, Shedrick '91, '92
Anderson, Tracey '96, '97
Annett, Wayne Edward '60, '61
Aparicio, Juan '14, '15, '16
Arciniega, Joseph P. '72, '73, '74
Atkinson, William C. '64, '65
Atlas, Joe '44
Avery, Hank '44

B

Baird, Alex '11, '12
Baird, Bruce '79
Baker, S.J. '25, '26, '27
* Banks, Matt '02, '03
** Barker, Brandon '91
* Barnes, Brandon, '17
Barnes, James R. '15, '16
Barnett, Billy Bob '67, '68, '69
Barone, Brian '97, '98
Barone Jr., Tony '92, '93, '94
Barrett, Brian '77, '78
Batey, William C. '47, '48, '49
* Batson, Jordan '11
Bayer, Ralston B. '41, '42
Bean, Keith '01, '02, '03
Beard, Charles B. '30, '31, '32
Beasley, Bryan '07
Beasley, John M. '64, '65, '66
* Beaver, Brett '10, '11
Beckcom, Brian '92
Been, Terry '77
Bell, R.C. '30, '31
Benac, Drew '06
Benefield, Fendley, Jr. '67, '68, '69
Bennett, Martellus '06
Biggers, Oliver '68, '69



Bilbrey, Donnie Ray '55, '56
Binford, Capt. Donald D. '52, '53
* Birch, Erich '99, '00
Bisbey, J.B. '34, '35
Blackburn, Brian '05, '06, '07
Blake, Cody '90
Blanks, Keith '04
Blasczyk, James '09, '10
Bluntson, Lionnel '82
Bock, Roger Alan '83
Boeker, Jason '99, '00
Boring, Joseph '54
Bostic, Harry '68, '69
Bradford, LaDamien '21
Braumiller, N.M. '13, '15, '16
Braumiller, Walter E. '13, '15, '16
Breazeale, W.C. '33, '34, '35
Brient, Albert S. '23
Britton, David '79, '80
Broderon, Lance '93, '94
Broad, J.F. '26
Brookhart, Brian '00, '01, '02, '03
Brophy, William '55, '56
Broussard, Carroll '60, '61, '62
** Brown, Adam '96
Brown, Bill '68, '69
Brown, Carlton '00, '01
Brown, Javonte '22, '23
Brown, J.E. '28, '29

Brown, Jerald '97, '98, '99, '00
Brown, John '19
Brown, Kenneth E. '83, '84
Brown, Mario '72, '73
Brown, Mike '81, '82
Brown, T.J. '98, '99
Buford, R.C. '80
Burditt, Jesse N. '44
Burkett, H.J. '15, '16, '17
Burton, Fred '85
Butterfrass, Nolan '01, '02, '03
Byers, Frank '16, '17, '18, '19

C

* Cain, Aaron '15
* Cain, Trent '10
Caldwell, J.J. '18
Caldwell, Robert E. '13
* Callihan, Craig '06, '07
Campbell, Herbert H. '61
* Cangelose, Johnny '81, '83
Cardwell, Matt '93
Carlton, Chase '17
Carmichael, M.E. '34, '35, '36
Carpenter, William A. '51
Carrell, Marshall '08, '09, '10, '11
Carrell, Payton '14
Carrigan, J.A. '39
Carroll, Archie, '58, '59
Carter, Jace '24
Carter, Josh '06, '07, '08, '09
Carter, Keith '77
* Carter, Zeb '07, '08, '09, '10
Caruso, Alex '13, '14, '15, '16
Cash, Aaron '22
Caudle, T.G. '29
Chandler, Byron '68, '70
Chandler, Jay Jay '18, '19, '20, '21
* Chapman, Chris '06, '07, '08, '09, '10
Chapman, Kelly G. '59, '60
Cherno, M.J. '45
* Cherry, Edmond Brent '66
* Cinatl, Frank '82
Britton, David '79, '80
Clark, E.C., Jr. '36, '37, '38
Clark, Sander A. '26, '27
* Clary, Paul, '17
Clayton, Chris '98, '99
Clemente, Luis '04, '05
Clifford, Mike '84, '85, '86, '87
* Cloutier, Marc '94
* Cochran, Robert '95, '96
* Coffey, Hugh David '58
Cokinos, Chris '86, '87, '88
Cokinos, Mike P. '42, '43

Coleman III, Henry '22, '23, '24
Collier, Jackson Edmond '58, '59
Collins, Anthony '16
Collins, Bob Tipton, Jr. '45
Collins, Chris '15, '17, '18, '19
Connally, Fritzie '56, '57, '58
* Conner, Stafford '75
** Conway, Warren '89, '90
** Coppage, Paul '84
Cook, Clifton '99
Cooksey, Bill '69, '70, '71
Cornelius, Jason '96
Corson, David W. '60
Cox, Wilmer D. '59, '60
Craig, Elliott '59, '60, '61
Crawford, Paul '85, '86, '87, '88
** Crawford, Terry '88
Crichton, Jack '36
Crite, Winston '84, '85, '86, '87
Culton, Albert '78, '79
Cunningham, Kevin '82

D

* Dahms, Logan '12, '13
* Damiani, Mark '11
Damon, Archie '24, '25
* Daniels, Cody '12, '13
Darby, E.B. '22, '23, '24
Darby, M. '28
Darko, Andrew '08, '09, '10, '11
Davis, Barry '75, '76
Davis, Bryan '07, '08, '09, '10
* Davis, C.J. '15



Davis, Calvin '96, '97, '98
* Davis, Johnny M. '35
Davis, Keith '11, '12
Davis, Tyler '16, '17, '18
Davis, Walter F. '50, '51, '52
Davis, William E. '27, '28, '29
Dawson, Jamie T. '43, '44, '45, '46
Dawson, William H. '39, '40, '41
* Dealy, Gayle David '62
Dealy, M.E. '25
* Dean, Hunter '14, '15
** Dean, Jeff '94, '95
Deegan, Joe '89, '90
* DeLorge, Brandon '09
Dennis, Dexter '23
Dennis, Doug '88, '89
Deere, Donald R. '44
* Delorge, Brandon '08
Devezin, David '06
DeWitt, John '49, '50, '51
Diarra, Hassan '21, '22
* Dieterich, Brandon '97
Distefano, T.J. '16
Ditto, Larry '67
Dobbins, Kyle '14, '15, '16
Dominguez, Edward '65, '66
Dowling, A.P. '36, '37
* Downs, Jonathan '95, '96, '97
Dreiss, Edward, Jr. '13
** Drew, Jeff '94
Duckett, H.D. '23, '24, '25
* Duggan, Lee '47
Duncan, Daryl '88, '89, '90
Duncan, Harold V. '40, '41
Duplantis, Rick '70, '71, '72
Durbon, Ronald Lee '61, '62
Dwyer, Pat A. '18, '20, '21, '22
Dwyer, Sam J. '38, '39, '40, '41

E

* Edmisson, Logan '07
Edwards, David '92, '93, '94
Ehlert, R.J. '20, '21, '22
Ekas, C.P. '44
* Elder, Dillon, '17
Elliott, Bass P. '44
Ellis, Herbert W. '45
Elonu, Chinemelu '07, '08, '09
Erwin, Gates '75, '76
* Ethridge, Russ '88, '89
Eubanks, Kobie '16, '17
* Evans, John '13, '14, '15
Evans, P.C. '37
Everett, G. Dudley '15



F

Farmer, Robert D. '51, '52
Farnsworth, Frank '70
* Farrar, Kevin '96, '97
Ferguson, William Cecil, Jr. '63, '64
* Fernandez, Ricky '02, '03, '04
Fethkenher, Sonny Glen '65
Finley, Chris '90, '91
Fitzgerald, Davonte '14, '15
Flagg, Savion '18, '19, '20, '21
Floyd, Mike '73, '74, '75
Forbes, A.L., Jr. '20, '21
Foreman, Willie '77, '78
Fortenbury, John '54, '55, '56
* Frasier, Lee C., Jr. '50
* Frazier, Matt '06
French, Mark '17, '18, '19, '20
* Freeburn, Liam '97, '99, '00
* Frerking, Brian '96, '97
Frieberger, L.D. '38
* Fuller, Mason (Rooster) '24
* Fuller, Neill '05
* Furgal Cal '21, '22

G

Garcia, Andersson '23, '24
Garcia, Mike '48, '49, '50
Garcia-Morales, Leandro '03, '04
Garrett, Don L. '51
* Garrison, Bonner '15
Gasway, William B., II '64, '65



JAMAAL GILCHRIST
2000-01

Gilbert, Jimmie '83, '84, '85, '86
Gilbreath, James Reginald '65
Gilchrist, Jamaal '00, '01
Gilder, Admon '16, '17, '18, '19
Gilfillian, Max D. '15, '16, '17
Gill, E. King '22, '23, '24
Glass, Ethan '81
Goad, R.C. '45
Gobin, Bob '71, '72, '73
Godine, Karl '76, '78
* Goetze, Paul '94
Goff, Dave '77, '78, '79, '80
Gordon, Andre '20, '21, '22, '23
Gouger, G. Bryan '18, '20
Graham, Bryson '07, '08, '09
Graves, Keron '87, '88
Green, Edjuan '05, '06
Green, Jordan '12, '13, '14, '15
** Gregory, Jarrett '10
Griesenbeck, C.T. '17
Gultekin, Yavuz '20
Guthrie, C.W. '74

H

* Hairgrove, Ross '06, '07, '08
Hall, Hilton '46
Hall, Jared '02
* Hammonds, Charles E. '64
Hampton, J.C. '17
Hanks, Harrison Clifford '63, '64
* Hanley, Kirby '17
Hanson, W.K. '15

Haralson, Matt '92, '93, '96
Harris, Dash '09, '10, '11, '12
Harris, David '90
Harris, Fabyon '13 '14
** Harris, Jay '81, '82
Harris, J.D. '29
Harris, Virgil B. '37, '38
Harrod, Tedford Emmett '55, '56, '57
Hart, Derrick '96
Hartung, George Herman '21, '22
Harvey, Roger Read '55
Hazel, Mike '68
** Heath, David '75
Hefner, Hayden '21, '22, '23, '24
Heft, Don E. '52, '53
Heitmann, Mike '68, '69, '70
Heller, Stewart F. '57
Henderson, Bill '40, '41, '42
Henderson, Chuck '91, '92, '93, '94
Henderson, Corey '92, '93, '94, '95
Henderson, Ethan '22
Henry, John Stephen '55, '56
Hibbert, Naji '10, '11, '12
** Hinojosa, Greg '08
Hogg, D.J. '16, '17, '18
Hoke, C.T. '30, '31
Holloway, Todd '84, '85, '86, '87
Holmes, B.J. '08, '09, '10, '11
* Holmes, Robert C. '47, '48
Homeyer, Howard C. '54
Horn, Earl S. '33
House, Danuel '15, '16
Houser, Edward F. '50, '52
Houston, Steve '98
Howard, Wayne '71, '72
Huffman, Leland E. '43
Hutto, Tommy L. '34, '35
Hutto, Ken '56, '57, '58

I

** Inglehardt, Tanner '03

J

Jack, Aaron '98, '99, '00, '01
Jackson, Bradley '02
Jackson, Larry '00
Jackson, Quenton '20, '21, '22
* Jackson, Randle '06
Jacobs, Paul '99, '00
Jahns, Jarod '11, '12, '13
James, Phil '84
James, Quinton '95, '96
Janecek, Aaron '22
Jasey, Isiah '18

Jarratt, Raymond L. '42
Jenkins, Charles '71, '72, '74
Jenkins, Sam '47, '48, '49
Jenkins, Wyley Herbert '66
Johns, Dylan '14, '15
Johnson, Avery, Jr. '15
Johnson, Bennie Wayne '62
Johnson, Damon '92, '93, '94, '95
Johnson, David Allen '62
Johnson, Mike '74
Johnson, Robert E. '53, '58
Johnston, Josh '05, '06, '07
Jolly, Grant '12, '13
Jones, Clyde L. '36
Jones, Jalen '15, '16
Jones, Jamal '14
Jones, Joseph '05, '06, '07, '08
* Jones, Justin '10, '11, '12
* Jones, Kenny '90
Jones, Roy '79, '81, '82, '83
Jones, Shanne '97, '98, '99
Jones, Steve '76, '77
Jordan, DeAndre '08
Joseph, Cedric '73, '74, '75
Jungers, John '94, '95

K

* Kallina, Brian '13
* Kana, Louis '67, '68, '69
Kavaliauskas, Antanas '06, '07
Kavanagh, Pat '70, '71
Keen, L.S. '22, '23
Keeton, H.H., Jr. '29, '30



ANTANAS KAVALIAUSKAS
2006-07

Keller, James Lewis '61, '62
Keller, John C. '60
Kelly, David C. '13
Kemperman, Robert '48
Kenn, L.S. '22, '23
Kennedy, Ernest Freeman '54
Kessel, Kyle '95, '96
King, Bernard '00, '01, '02, '03
King, Jesse '01, '02, '03, '04
King, J.S. '44
Kinsley, Zach '12
Kirk, Dominique '05, '06, '07, '08
Kirkland, James E. '46
Kirsner, Robert Scott '83, '84
Knowles, Randy '72, '73, '74
Kolle, Elmer Thomas '57
Konecny, J.F. '28, '29, '30
Koenke, Matt '05
* Kopil, Matt '07
Kotrla, Kyle '04
Kyle, Sid M. '25, '26

L

Ladson, Tyrone '79, '80, '81
* Lagrasta, Michael '06, '07, '08, '09
Lamb, R.T. '29
* Lanham, Justin '14
Lang, Dr. J.T. '40, '41
Law IV, Acie '04, '05, '06, '07
Lawrence, Eli '24
Lawrence, Wayne '58, '59, '60
Leach, Bobby '04, '05
Leal, Dylan '01, '02, '03, '04
Leatherman, Andy '99, '00, '01, '02
Lee, Douglas Edward '83, '84
Lee, Jaelyn '24
Lee, L.E. '37
Lee, Logan '05, '06, '07
Lenox, Bennie '62, '63, '64
Leveque, Wildens '224
Lewis, Derrek '08, '09, '10, '11
Lewis, Gary '82, '85, '86
Lewis, Rashone '91
Lindsay, Bryce '24
Little, Ray '89, '90
* Lloyd, Hunter '12, '13
Loewe, Justin '04, '05
* Long, Garrett '10, '11
Longcope, E.M., Jr. '19
Loubeau, David '09, '10, '11, '12
* Lozano, Mark '09
* Lauterjung, Dana '95, '96, '97
** Luna, Saul '99, '00
** Lyday, Jeremy '97

M

Mahan, Brandon '19
* Malm, Darren '91
Marble, Julius '23
Marbury, Don '85, '86
Marcum, C.E. '32, '33
* Marcum, T.J. '97, '99
Marfo, Kevin '21
Marrero, Carlos '90
Martin, David '90, '91, '92
Martin, Edwin K. '30
Martin, Marvin '50, '51
Martin, Roy A. '53, '54
Matson, James Randel '66
McAlpine, Roddy '69
McCormick, W.J. '45
McCrory, Pat S. '54
McDonald, Blake '11, '12, '13 '14
McDonald, Darryl '87, '88
* McDonough, Melissa '94, '95
McDowell, Jewell '50, '51, '52
* McElroy, Louis '11
McGhee, James '88
McGhee, Luke '19, '20, '21
McGinnis, Tony '92, '93, '94, '95
McHenry, Lowell '83
McHugh, Jay '80, '81
McIntosh, Marcus '05
* McMillon, James '04, '05
* McNeely, Taylor '06
McNichol, James J. '57, '58, '59
McQuillen, E.E. '18, '19, '20
Megarity, C.H. '21, '22, '23
Mehaffey, George '55, '56, '57
Mekowulu, Christian '19
Mercer, Jerry '73, '74, '75
Merka, Joe '33, '34
Merritt, Arthur Lynn '63, '64
Mezger, Doug '75
Middleton, Khris '10, '11, '12
* Middleton, Meredith '94, '95
Miksch, Leroy J. '51, '52, '53
Miller, Emanuel '20, '21
Miller, Jack '49
Miller, Tavario '14, '15, '16, '17
Milton, Tony '89, '90
Minor, Charles Richard '61, '63
Mitchell, J.W. '19
Mitchell, Wendell '19, '20
Mobley, Truett T. '49
Mohnke, Max E. '44
Moody, Joe C. '32, '33
Moon, Wallace W. '49, '50
Moore, D.S. '15



TONY MILTON
1989-90

Moore, Gordon A. '48
Moore, Steve '69, '70
* Morrehouse, Marshall '14
Morrow, Johnnie '36, '37
Muhlbach, Beau '05, '06, '07, '08
Murry, Brett, '93, '94
Myatt, Fronze Franklin '66, '67

N

Nabors, Fred L. '42
Nason, Lonnie '90
Naulls, Tyren '82, '83
Neighbors, Matthew '95, '96
Neal, Jerry '88
Nebo, Josh '19, '20
* Nichols, Ryan '07, '08
Niles, Steve '69, '70, '71
Nottingham, Gary '96
Norman, Kenneth '64, '65
** Note, Jeff '05
* Nugent, Darcy '07
Nugent, Kyle '17
Nutto, William J. '43

O

Obaseki, Manny '22, '23, '24
Ockey, Joel '96
O'Connell, James '49
O'Connor, Daniel Patrick '13
Overhouse, Jeff '71, '72, '73
** Owen, Mike '79, '80

P

Parker, Sonny '75, '76
 Pauley, Brad '72
 Payne, Jerry Leslie '66
 Peden, Leslie E. '42, '43
 Pederson, Doug '77, '79
 Pennington, P.B. '43
 Peppercorn, Mark '83
 Peret, Ronnie '67, '68, '69
 Petersen, David '90
 Petty, S.J. '28
 Pirtle, Rodney W. '53
 * Pham, Tim '12
 Pompey, Marlon '04, '05, '06, '07
 * Poynter, Ryan '12, '13, '14
 Pratt, Erik '23
 Price, A.J. '17
 Pulliam, Al '84, '85, '86
 Pulliams, Chris '94

Q

Qualls, Lewis '61, '62, '63
 Quesada, Dario '95, '96, '97

R

Radford, Tyrece '22, '23, '24
 Ramirez, Vidal '88, '89
 * Ratkowski, Ryan '96, '97, '99, '00
 Rector, Richard Lee '65, '66, '67
 Reed, Rhett '82, '83, '84
 Reese, J-Mychal '13



JOSH NEBO
 2018-19

* Reese, Jerron '11
 Reeves, John '97, '98
 * Reitmeyer, Tom '97, '99
 Ress, Tomas '00, '02, '03
 ** Reyes, Al '77
 Reynolds, John W. '64, '65
 * Reynolds, Ryan '11, '12, '13, '14
 Rhea, Darren '89, '90
 Richardson, Chris '98
 ** Ricke, Mike '83
 Ricks, Freddie '88, '89, '90, '91
 * Rikard, Josh '10
 Riley, Claude '80, '81, '82, '83
 Roberson, Kourtney '11, '13, '14, '15
 Robert, Walter L. '37, '38
 Roberts, James E. '33
 * Roberts, James E., Jr. '59, '60, '61
 Roberts, Ray '74, '75, '76
 Roberts, Reggie '81, '82, '83
 Robinette, William '62, '63, '64
 Robinson, Alex '15
 Robinson, Jaxson '21
 Robinson, Joey '76, '77, '78, '79
 Robinson, Khaleen (KK) '23
 Roland, Derrick '07, '08, '09, '10
 * Rothenberger, Reagan, '17

S

Salibo, Nicholas J. '44
 Sample, Joe Tom '43
 Schepel, Shawn '07, '08, '09, '10
 ** Schielack, Trent '11
 Schleder, Max '95, '96
 Schlicher, John '77, '78, '79, '80
 * Schmidt, Gary R. '65
 Schmidt, Michael '98, '99
 Schrickel, Gene '48, '49
 Schwake, Dr. Jack C. '57
 Scott, Larry '00, '01, '02
 Settegast, Marion E., Sr. '16, '17
 Shepherd, Earl T. '34
 * Shimek, Wesley '11, '12
 ** Shivers, Robert A. '62
 Sikes, Jules Vern '26, '27, '28
 * Simpson, Jonathan '05, '06
 * Skinner, Reagan, '17
 Sloan, Donald '07, '08, '09, '10
 Slocum, Andy '00, '02, '03, '04
 Smith, Caleb '17
 Smith, Chuck '69, '70, '71
 Smith, Eddie '06
 Smith, Jimmy '94, '95
 Smith, Jude W. '40
 Smith, Lynn E. '47



VERNON SMITH
 1978-81

Smith, Michael '93, '94
 Smith, Thomas E. '60, '61, '62
 Smith, Vernon '78, '79, '80, '81
 ** Sockler, Jim '72, '74
 Sooter, Bruce '80, '81, '82
 Space, Antwan '14
 * Spain, Jelani '21, '22, '23, '24
 Stanley, Don '60, '61
 * Stanley, Matt '10
 Stanley, Pat '60, '61
 Stansel, Ellis F. '34, '35
 Starks, TJ '18, '19
 Starnes, J.L. '18
 * Stavlo, Charlie '02, '03, '04, '05, '06
 Steger, F.D. '13, '14, '15
 Stevenson, Charles H. '40, '41
 Stewart, Elbert R. '44
 Stiles, David Edwin '64, '65
 Stricker, Brad '96, '97
 Stringfellow, Dick '64, '65, '66
 Suber, Lynn '89, '90, '91
 Sutton, Kenneth J. '50
 Swanson, Wally '76, '77, '78
 Swisher, Neil '57, '58, '59
 Sylestine, Steve '77, '78, '79, '80

T

* Tatum, Steve '92
 Taylor IV, Wade '22, '23, '24
 * Teetes, George '85, '86
 * Thieme, Jay '92
 Tewell, Dennis Patrick '66

Thomas, Don '14
 Thomas, Mike '82
 Thomas, Tadd '86, '87
 Thompson, Brooks '90, '91
 * Thompson, Dakota '12, '14, '15
 Thompson, David '85, '86
 Thompson, Donald '88, '89
 Thompson, Larry '97, '98
 Thornton, Charles J. '47
 Thornton, John '74, '75
 Thornton, Penn B. '17
 Threadgill, Robert '70, '71, '72
 Tighe, Louis T. '19
 * Timmerman, Eric '07
 Timmerman, Tim '64, '65, '66
 Timmins, Paul '63, '64, '65
 Tinker, J. Thomas '40
 Tohline, Max B. '35
 Tone, Chuck '73, '75
 Trezvant, John '87
 Trippett, Terry '66, '67, '68
 Torcha-Morelos, Tony '15, '16, '17, '18
 Tucker, Hollis H. '25, '26
 * Tucker, Will '13
 Turnbow, Deryl '48, '49, '50
 Turner, Elston '12, '13
 Turner, Erwin Earl, Jr. '57, '58, '59
 Turner, Kevin '03, '04
 Turner, Ray '10, '11, '12, '13

U

Underwood, John '67, '68
 Underwood, William J. '43, '44, '45



JOE WILBERT
 1994-95

V

* Vanya, Mitchell '08, '09
 Varner, Durward B. '40
 Vass, Claude Perry '46
 Vaughn, Everett '19, '20, '21, '22
 Veltman, L.H. '31, '32
 Vila, Eric '17
 Volding, Donald J. '47

W

Walker, Chris '05, '06
 Walker, Edward Lee '62, '63
 Walker III, John '18, '19
 Walker, Raymond '51
 Walker, Walter R. '52
 Walker, Zach '19, '20, '21, '22
 Walkup, Nathan '08, '09, '10, '11
 * Wallace, Michael '13
 * Walston, Jeff '08, '09
 * Walters, Kerry '99, '00
 * Warden, Peter '02, '03, '04, '05, '06
 Ware, Anthony '91, '92
 Washburn, Paul J. '23, '24, '25
 Washington, Solomon '23, '24
 Watkins, Davin '22, '23
 Watkins, Jeff '70
 Watkins, Marcus '03, '04
 Watkins, Pete K. '43
 Webster, Norman A. '28, '29
 Weinbaum, Charles H., Jr. '44, '45
 Weishuhn, Slade '05, '06, '07
 * Wellborn, Hank '70
 Wheelis, Col. R.E. '39
 White, Brandon '24
 White, Joe '99
 White, Kenneth '05, '06
 White, Oscar M. '45, '46
 White, Ramon '15
 ** Whitfield, Charles A. '13
 Wilbert, Joe '94, '95
 Wilcox, M.W. '25
 Wilkins, Col. W. Taylor '34, '35, '36
 Williams, Darnell '84
 Williams, David '89
 Williams, Glen R. '51
 Williams, Jarvis '76, '78
 Williams, Michael '75
 Williams, Robert '17, '18
 Williams, W. Howell, Jr. '20, '21, '22
 Williams, Webb '73, '74, '75
 Wills, Roy '94
 Wilson, Duane '18
 * Wilson, Roy Don '62, '63



RUDY WOODS
 1979-82

Windham, Jerry '61, '62, '63
 * Winkler, Thomas '02, '03
 Wise, Paul E. '18
 Wise, Shelton '99
 Wofford, Paul O. '39
 Woodard, Gerald Brunson '63
 Woodley, Milton '81, '82
 Woods, Rudy '79, '80, '82
 Wright, Antoine '03, '04, '05
 Wright, Charles '44
 * Wright, Greg '92
 Wright, Rob '80
 Wright, Rynn '78, '79, '80, '81
 * Wrinkle, Paytion '24

Y

Yeoman, William F. '46
 Young, Billy '61
 Young, Andrew '13

* Manager
 ** Trainer



DEXTER DENNIS
2022-23

All-Time Jerseys

00

Blake McDonald, G2010-11

0

Bryan Davis, F2007-10
Andrew Young, F2012-13
Avery Johnson, Jr G2014-15
Kobie Eubanks, G2015-17
Jay Jay Chandler, G2017-21
Aaron Cash, G2021-22
Dexter Dennis, G2022-23
Jace Carter, G2023-24

1

Michael Gardener, G2001-02
Acie Law IV, G2003-07
D.J. Hogg, G2015-18
Savion Flagg, F2018-21
Marcus Williams, G2021-22
Khalen Robinson, G2022-23

2

Keith Bean, C/PF2000-03
Martellus Bennett, F2005-07
Derrek Lewis, G2007-11

Naji Hibbert, G2011-12
Shawn Smith, G2013-14
Eric Vila, G2016-17
TJ Starks, G2017-19
Hayden Hefner, G2020-24

3

Don Marbury, G1984-86
James McGhee, G1987-88
Tony Milton, G1988-90
Shedrick Anderson, F1990-92
Brett Murry, F1992-94
Derrick Hart, G1995-97
Jesse King, F2000-04
David Devezin, G2005-06
Derrick Roland, G2006-10
Alex Robinson, G2014-15
Admon Gilder, G2015-19
Quenton Jackson, G2019-22
Erik Pratt, G2022-23
Bryce Lindsay, G2023-24

4

Chris Cokinos, G1985-88
Rashone Lewis, F1990-91
Tony Barone, Jr., G1992-94

John Stevens, F1994-95
Gary Nottingham, F1995-96
Chris Clayton, G1997-99
Jamaal Gilchirst, G1999-01
Jared Hall, F2001-02
Edjuan Green, F2004-06
Jerrod Johnson, F2006-07
Keith Davis, C2010-12
Tavario Miller, F2013-15
J.J. Caldwell, G2017-18
Mark French, G2018-19
Jaxon Robinson, G2020-21
Wade Taylor IV, G2021-24

5

Anthony Burks, G1993-94
Quinton James, G1994-96
Clifton Cook, G1998-99
Nick Anderson, F2000-04
Kenneth White, G2004-06
Bryson Graham, G2006-08
Dash Harris, G2008-12
Jordan Green, G2013-15
J.C. Hampton, G2016-17
Savion Flagg, G2017-18
Zach Walker, G2018-19
Emanuel Miller, F2019-21
Hassan Diarra, G2021-22
Jordan Williams, G2022-23
Eli Lawrence, G2023-24

10

Bob Johnson, G (home)1957-58
Kelly Chapman, G (home)1958-60
Charlie Minor, G (home)1960-61
Billy Atkinson, G (home)1963-65
Oliver Biggers, G-F1967-68
Bill Brown, G1968-70
Tyrone Ladson, G1978-81
Gary Lewis, G1981-83, 1984-86
Darryl McDonald, G1986-88
David Edwards, G1991-94
Chris Oney, G1994-95
Jason Boeker, F1998-00
Leandro Garcia-Morales, G2002-04
Chris Walker, F2004-06
Denzel Bowles, F2007-08
David Loubeau, F2008-12
Blake McDonald, G2012-14
Tonny Trocha-Morelos, F2014-18
Everett Vaughn, F2019-21
Ethan Henderson, F2021-22
Wildens Leveque, C2023-24

11

Bill Carpenter, G1951-52
Ken Hutto, G1955-57
Bob Johnson, G (road)1957-58
Kelly Chapman, G (road)1958-60
Charlie Minor, G (road)1960-61
Billy Atkinson, G (road)1963-65
Charlie Jenkins, G1970-74
Bruce Sooter, G1979-82
Todd Holloway, G1983-87
Vidal Ramirez, G1988-89
David Martin, G1989-92
Tracy Anderson, G1995-97
Luis Clemente, F2003-05
B.J. Holmes, G2007-11
Jamal Branch, G2011
J-Mychal Reese, G2012-13
Anthony Collins, G2015-16
Mark French, G2016-18
Wendell Mitchell, G2018-20
Hassan Diarra, G2020-21
Jalen Johnson, F2021-22
Andersson Gacia, F2022-24

12

Jewell McDowell, G1951-52
Roger Harvey, G1954-55
Wayne Lawrence, C-F (home)1957-60
Billy Young, F (home)1960-61
Cecil Ferguson, F (home)1961-64
Dick Rector, G (home)1964-67
Bill Brown, G1967-68
Bill Cooksey, G1968-71
Barry Davis, F1974-76
Bruce Baird, G1978-79
Mike Brown, G1980-82
Rob Kirsner, G1982-84
Joe Deegan, G1988-90
Brian Barone, G1996-98
Shelton Wise, G1998-99
Dylan Leal, G2000-04
Eddie Smith, G2005-06
Brian Blackburn, G2006-07
DeAndre Jordan, C2007-08
James Blaszczyk, C2008-10
Andrew Darko, G2010-11
Blake McDonald, G2011-12
Fabyon Harris, G2012-14
Jalen Jones, G/F2014-16
Chris Collins, G2016-19
Mark French, G2019-20
Everett Vaughn, F2021-22

13

Wayne Lawrence, C-F (road)1957-60
Billy Young, F (road)1960-61
Cecil Ferguson, F (road)1961-64
Dick Rector, G (road)1964-67
Sonny Benefield, G1967-69
Mario Brown, G1971-73
Mike Johnson, G1973-74
Claude Riley, F1979-83
Phil James, G1983-84
Tony McGinnis, G1993-95
Michael Schmidt, G1997-99
Jordan Green, G2011-13
Juan Aparicio2014-16
Duane Wilson, G2017-18
Brandon Mahan, G2018-19
Cashius McNeilly, G2019-21
Solomon Washington, F2022-24

14

Ken Hutto, G (home)1957-58
Elliott Craig, G (home)1958-61
David Johnson, G (home)1961-62
Paul Timmins, G (home)1962-65
Jerry Payne, G (home)1965-67
Roddy McAlpine, G1968-69
John Schlichter, G1976-80
Freddie Ricks, G1987-90
Kyle Kessel, G1994-96
Tomas Ress, F1999-03
Josh Johnston, G2005-07
Andrew Darko, G2007-10
Kourtney Roberson, F2013-15

15

Ken Hutto, G (road)1957-58
Elliott Craig, G (road)1958-61
David Johnson, G (road)1961-62
Paul Timmins, G (road)1962-65
Jerry Payne, G (road)1965-67
Frank Farnsworth, G1969-70
Chuck Henderson, G1990-94
Bobby Leach, G2004-05
Donald Sloan, G2006-10
Daniel Alexander, F2010-11
Kyle Dobbins, G2012-13
Davonte Fitzgerald2013-15
Isiah Jasey, F2017-18
Jonathan Aku, F2019-21
Henry Coleman III, F2021-24



DONALD SLOAN
2006-10

20

Dave Corson, C (home).....	1957-60
Jim Keller, F (home).....	1960-62
Dick Stringfellow, G (home)...	1963-66
Johnny Underwood, G.....	1966-68
Oliver Biggers, G.....	1968-69
Pat Kavanaugh, G.....	1969-71
Joe Arciniega, F.....	1971-74
Steve Sylestine, G.....	1976-78
Robert Wright, G.....	1979-80
Tyren Naulls, G.....	1981-83
Darnell Williams, G.....	1983-84
Keron Graves, G.....	1986-88
Cody Blake, G.....	1989-90
Michael Smith, G.....	1992-94
Max Schleder, G.....	1994-96
Brian Brookhart, C.....	1999-03
Logan Lee, G.....	2005-07
Daniel Alexander, F.....	2011-12
Don Thomas, G.....	2013-14
Chris Collins, G.....	2014-15
Kyle Nuegent, G.....	2016-17
John Brown, F.....	2018-19
Andre Gordon, G.....	2019-23

21

Dave Corson, C (road).....	1957-60
Jim Keller, F (road).....	1960-62
Dick Stringfellow, G (road).....	1963-66
John Underwood, G (road).....	1966-67
Gates Erwin, G.....	1974-76
Jay McHugh, G.....	1979-81
Doug Lee, G.....	1982-83
Winston Crite, F.....	1983-87
David Harris, F.....	1989-90
Roy Wills, F.....	1993-95
Daryl Mason, G.....	2001-02
Aaron Jack, F.....	1997-01
Antoine Wright, G/F.....	2002-05
Denzel Bowles, F.....	2008-09
Ray Turner, F.....	2009-10
Alex Caruso, G.....	2012-16
Christian Mekowulu, F.....	2018-19
Zach Walker, G.....	2019-21

22

Raymond Walker, G.....	1951-52
Ted Harrod, G.....	1954-57



Roger Harvey, G.....	1955-56
Neil Swisher, G (home).....	1957-59
Wayne Annett, G (home).....	1959-61
Charlie Minor, G (home).....	1962-63
Ken Norman, F (home).....	1963-64
Eddie Dominguez, G (home).....	1964-66
Mike Heitmann, F.....	1967-70
Bob Gobin, G-F.....	1970-73
Sonny Parker, F.....	1974-76
Dave Goff, G.....	1976-80
Reggie Roberts, G.....	1980-83
Doug Lee, G.....	1983-84
Paul Crawford, F.....	1984-88
David Williams, F.....	1988-89
David Martin, G.....	1991-92
Jimmy Smith, G.....	1993-95
Andy Leatherman, G.....	1999-02
Kevin Turner, G.....	2002-04
Dominique Kirk, G.....	2004-08
Khrist Middleton, F.....	2009-12
Peyton Allen, G.....	2014-15
Frank Byers, G.....	2015-19
Davin Watkins, G.....	2021-23

23

Neil Swisher, G (road).....	1957-59
Wayne Annett, G (road).....	1959-61
Charlie Minor, G (road).....	1962-63
Ken Norman, F (road).....	1963-64
Eddie Dominguez, G (road).....	1964-66
Mike Floyd, G.....	1972-75

Terry Been, G.....	1976-77
Rudy Woods, C.....	1978-82
Brooks Thompson, G.....	1989-91
Tony McGinnis, G.....	1991-93
Shanne Jones, F.....	1995-96
Marcus Watkins, G.....	2002-03
Keith Blanks, F.....	2003-04
Josh Carter, G.....	2005-09
Naji Hibbert, G.....	2009-11
Zach Kinsley, G/F.....	2011-12
Jamal Jones, G.....	2013-14
Danuel Hose, G.....	2014-16
Caleb Smith, G.....	2016-17
Tyrece Radford, G.....	2021-24

24

Jack Collier, G (home).....	1957-58
Wilmer Cox, F (home).....	1958-60
Bennie Lenox, G (home).....	1961-64
Sonny Benefield, G (home).....	1966-67
Billy Bob Barnett, F.....	1967-69
Oliver Biggers, G.....	1969-70
Cedrick Joseph, C.....	1972-75
Karl Godine, G.....	1975-78
Steve Sylestine, F.....	1978-80
Lynn Suber, G.....	1988-91
Joe Wilbert, F.....	1993-95
Steve Houston, G.....	1996-98
Carlton Brown, F.....	1999-01
Bradley Jackson, G.....	2001-03
Marcus McIntosh, G.....	2004-05
Jeffrey Addai, G.....	2005-06
Shawn Schepel, G/F.....	2007-10
Alex Baird, G.....	2010-12
Antwan Space, F.....	2013-15
John Walker III, F.....	2017-19
LaDamien Bradford, G.....	2020-21
Zach Walker, G.....	2021-22
Jaelyn Lee, G.....	2022-24

25

Jack Collier, G (road).....	1957-58
Wilmer Cox, F (road).....	1958-60
Bennie Lenox, G (road).....	1961-64
Sonny Benefield, G (road).....	1966-67
Jarvis Williams, F.....	1975-79
Milton Woodley, G.....	1980-82
Lowell McHenry, F.....	1982-83
Mike Clifford, F.....	1983-87

Isaac Brown, G.....	1990-91
John Jungers, F.....	1993-94
Chris LeBlanc, F.....	1994-95
Larry Scott, F.....	1999-02
Jeremy Adams, G.....	2009-10
Kyle Dobbins, G.....	2013-16
Aaron Janeczek, F.....	2021-22

30

Fritzie Connally, F.....	1957-58
Lynn Merritt, F.....	1961-64
Ken Norman, F.....	1964-65
Wyley Jenkins, G.....	1965-66
Mike Hazel, C.....	1967-68
Terry Trippet, F.....	1967-68
Rick Duplantis, C-F.....	1969-72
Keith Carter, F.....	1976-78
David Britton, G-F.....	1978-80
Kevin Cunningham, F.....	1981-82
Jimmie Gilbert, C.....	1982-86
Joseph Jones, C.....	2004-08

31

Fritzie Connally, F (road).....	1957-58
Lynn Merritt, F (road).....	1961-64
Ken Norman, F (road).....	1964-65
Wyley Jenkins, G (road).....	1965-66
Vernon Smith, F.....	1977-81
Shanne Jones, F.....	1996-99
Chris Chapman, G.....	2006-10



Elston Turner, G.....	2010-13
Luke McGhee, F.....	2019-21
Javonte Brown, F.....	2021-23

32

Ernie Turner, F (home).....	1957-59
Pat Stanley, F (home).....	1959-61
Benny Johnson, F (home).....	1961-62
Gerald Woodard, G (home).....	1962-63
Dick Rector, G (home).....	1963-64
Sonny Fethkenher, F (home).....	1964-66
Randy Knowles, F.....	1971-74
Doug Pederson, C.....	1976-79
Mike Thomas, F.....	1981-82
Kenny Brown, G.....	1982-85
Chris Finley, C.....	1989-91
Corey Henderson, G.....	1991-95
Brad Stricker, C.....	1995-97
T. J. Brown, G.....	1997-99
Bernard King, G.....	1999-03
Marcus Watkins, G.....	2003-04
Beau Muhlbach, G.....	2005-08
Kourtney Roberson, F.....	2010-13
Josh Nebo, F.....	2018-20
Ashton Smith, F.....	2021-23

33

Bobby Farmer, G.....	1951-52
Bob Johnson, F.....	1952-53
Earnest Kennedy, F.....	1953-54
Fritzie Connally, F.....	1955-57
Ernie Turner, F (road).....	1957-59
Pat Stanley, F (road).....	1959-61
Benny Johnson, F (road).....	1961-62
Gerald Woodard, G (road).....	1962-63
Dick Rector, G (road).....	1963-64
Sonny Fethkenher, F (road).....	1964-66
Steve Jones, F.....	1975-77
Albert Culton, F.....	1977-79
Rhett Reed, F.....	1981-84
Bobby Smith, F.....	1987-88
Darren Rhea, F.....	1988-90
Derk Schwieger, F.....	1991-92
Chris Pulliams, G.....	1993-94
John Reeves, F.....	1996-98
Joe White, C.....	1998-99
Justin Loewe, G.....	2003-05
Marshall Carrell, F.....	2009-11
Grant Jolly, F.....	2011-13



Ramon White, G.....	2014-15
T.J. Distefano, G.....	2015-16
Chase Carlton, G.....	2016-17
Cameron Alo, G.....	2017-19
Jackson Young, G.....	2020-21

34

Don Garrett, F.....	1951-52
Rodney Pirtle, F.....	1952-54
Lee Walker, C (home).....	1960-63
John Beasley, C (home).....	1963-64
Reggie Gilbreath, C (home).....	1964-65
Robert Threadgill, G.....	1969-72
Ray Roberts, F.....	1973-76
Rynn Wright, F.....	1977-78
David Thompson, F.....	1984-86
David Petersen, F.....	1989-90
Damon Johnson, F.....	1991-95
Jason Cornelius, G.....	1995-96
Andy Leatherman, G.....	1998-99
Bryan Davis, F.....	2006-07
Payton Carrell, F.....	2013-14
Tyler Davis, C.....	2015-18
Julius Marble, F.....	2022-23

35

Lee Walker, C (road).....	1960-63
John Beasley, C (road).....	1963-64
Reggie Gilbreath, C (road).....	1964-65
Harry Bostic, F.....	1967-69



ROBERT WILLIAMS III
2016-18

Wayne Howard, F 1970-73
Willie Foreman, F 1976-78
Rynn Wright, F 1978-81
Lionnel Bluntson, C 1981-82
Fred Burton, F 1984-85
Lance Broderon, F 1992-94
Joel Ockey, F 1995-96
Ray Turner, F 2010-13
Yavuz Gultekin, F 2019-20
Manny Obaseki, G 2021-24

40

Tommy Smith, G (home) 1958-59
John Keller, F-C (home) 1959-60
Ronnie Durbon, F (home) 1960-62
Cliff Hankins, C (home) 1962-64
John Reynolds, F (home) 1964-65
Billy Bob Barnett, F (home) .. 1966-67
Doug Mezger, F 1974-75
Joey Robinson, F 1975-79
Vidal Ramirez, F 1986-88
Paul Jacobs, F 1998-00
Slade Weishuhn, F 2005-07
Bryson Graham, G 2008-09

41

Tommy Smith, G (road) 1958-59
John Keller, F-C (road) 1959-60
Ronnie Durbon, F (road) 1960-62

Cliff Hankins, C (road) 1962-64
John Reynolds, F (road) 1964-65
Billy Bob Barnett, F (road) 1966-67
Webb Williams, F 1972-75
R.C. Buford, F 1979-80
Chinemelu Elonu, F 2006-09

42

Jack Collier, G (home) 1958-59
Tommy Smith, G (home) 1959-62
Jim Keller, F (home) 1962-63
Randy Matson, F-C (home) ... 1965-66
Chuck Smith, F 1968-71
Brad Pauley, C 1971-72
Jerry Mercer, C 1972-75
Ray Little, F 1989-90
Anthony Ware, F 1990-92
Chris Richards, C 1997-98
Marlon Pompey, F 2003-07
Jarod Jahns, F 2010-13
Tavario Miller, F 2015-17

43

Jack Collier, G (road) 1958-59
Tommy Smith, G (road) 1959-62
Jim Keller, F (road) 1962-63
Randy Matson, F-C (road) 1965-66
R.C. Buford, C 1978-79
Ethan Glass, 1980-81

Mike Clifford, F 1982-83
Tadd Thomas, F 1985-88
Ray Little, F 1988-89
John Jungers, F 1994-95

44

Donald Heft, G 1951-53
Bill Brophy, F 1954-56
Tom Kolle, F 1956-57
Jim McNichol, C-F (home) 1957-59
Don Stanley, F (home) 1959-61
Bill Robinette, F (home) 1961-64
John Beasley, C (home) 1964-66
Ronnie Peret, F-C 1966-69
Jeff Watkins, C-F 1969-70
Doug Mezger, F 1975-76
Brian Barrett, F 1976-78
Roy Jones, C 1978-79, 1980-83
Al Pulliam, F 1983-86
John Trezvant, F 1986-87
Jerry Neal, F 1987-88
Carlos Marrero, F 1989-90
Tony Barone, Jr., G 1991-92
Matt Cardwell, G 1992-93
Waseem Ali, G 1994-95
Andy Slocum, C 1999-00
Nolan Butterfrass, C 2000-03
Antanas Kavaliauskas, F/C 2005-07
Robert Williams, F 2016-18

45

Pat McCrory, F 1951-55
Jim McNichol, C-F (road) 1957-59
Don Stanley, F (road) 1959-61
Bill Robinette, F (road) 1961-64
John Beasley, C (road) 1964-66
Ronnie Peret, F-C (road) 1966-67
Chuck Tone, F 1972-75
Daryl Duncan, F 1987-90
Matt Haralson, F 1991-96
Nathan Walkup, F/G 2007-11
Dylan Johns, C 2013-15
Kevin Marfo, F 2020-21

50

John Fortenberry, G 1955-56
John Henry, G 1956-57
Lewis Qualls, C (home) 1960-63
John Reynolds, F (home) 1963-64
Terry Trippet, F (home) 1965-67
Jeff Overhouse, F-C 1970-73
Doug Dennis, F 1987-89
Dario Quesada, F 1994-97
Andy Slocum, C 2000-04
Marshall Carrell, F 2007-09

51

Lewis Qualls, C (road) 1960-63
John Reynolds, F (road) 1963-64
Terry Trippet, F (road) 1965-67



LEWIS QUALLS
1960-63

52

Jack Schwake, F (home) 1957-59
Jerry Windham, F (home) 1960-63
Bill Gasway, F (home) 1963-65
Buzzy Myatt, F 1965-68
Steve Niles, C 1968-71
John Thornton, F 1973-75
Roger Bock, C 1982-84
Jerald Brown, G/F 1996-00

53

Jack Schwake, F (road) 1957-59
Jerry Windham, F (road) 1960-63
Bill Gasway, F (road) 1963-65
Buzzy Myatt, F (road) 1965-67

54

Archie Carroll, C-F (home) 1957-59
Carroll Broussard, G (home) 1959-62
Tim Timmerman, C (home) ... 1962-66
Larry Ditto, C (home) 1966-67
Byron Chandler, C 1969-70
C.W. Guthrie, C 1974
Jim Sockler 1973-74
Wally Swanson, C 1975-79
Larry Thompson, F 1996-98

55

Don Binford, F 1951-53
Joe Boring, G 1953-54
George Mehaffey, F 1955-57
Archie Carroll, C-F (road) 1957-59
Carroll Broussard, G (road) ... 1959-62
Tim Timmerman, C (road) 1962-66
Larry Ditto, C (road) 1966-67
Larry Jackson, C 1999-00

66

George Mehaffey, F 1954-55
Neil Swisher, G 1956-57

67

Ed Houser, F 1951-52
Don Billbrey, F 1954-56

70

Jim McNichol, C 1956-57



JOHN THORNTON
1973-75

77

LeRoy Miksch, F-C 1951-53
John Fortenberry, F 1953-55
Ernie Turner, F 1956-57

78

James Addison, F-C 1951-54

88

Ted Harrod, G 1955-56
Jack Schwake, F 1956-57

89

Howard Homeyer, C-F 1953-54

98

Walter Davis, C 1951-52
John Henry, F 1954-56

99

Roy Martin, C 1951-54
Jeff Penfield, C 1954-55
Stu Heller, C 1956-57

Yearly Starting Lineups

1951-52

C Walter Davis.....Sr.....	6-8.....	15.1 ppg.....
F LeRoy Miksch.....Jr.....	6-5.....	7.0 ppg.....
F Don Binford.....So.....	6-2.....	5.8 ppg.....
G Raymond Walker.....Sr.....	5-8.....	5.3 ppg.....
G Jewell McDowell.....Sr.....	5-10.....	11.5 ppg.....

1952-53

C Roy Martin.....So.....	6-9.....	5.9 ppg.....	4.0 rpg
F LeRoy Miksch.....Sr.....	6-5.....	13.1 ppg.....	10.0 rpg
F Bob Johnson.....So.....	6-2.....	5.3 ppg.....	1.9 rpg
G Don Binford.....Jr.....	6-2.....	9.2 ppg.....	3.2 rpg
G Rodney Pirtle.....So.....	6-3.....	7.3 ppg.....	3.1 rpg

1953-54

C Roy Martin.....Jr.....	6-9.....	8.0 ppg.....	5.3 rpg
F James Addison.....Sr.....	6-6.....	14.2 ppg.....	8.7 rpg
F John Fortenberry.....So.....	6-3.....	6.8 ppg.....	3.0 rpg
G Pat McCrory.....Jr.....	5-11.....	6.0 ppg.....	2.3 rpg
G Joe Hardgrove.....Jr.....	6-2.....	5.9 ppg.....	2.6 rpg

1954-55

C Bill Brophy.....Jr.....	6-3.....	14.0 ppg.....	7.8 rpg
F John Fortenberry.....Jr.....	6-3.....	12.0 ppg.....	5.6 rpg
F George Mehaffey.....So.....	6-4.....	11.2 ppg.....	7.5 rpg
G Ted Harrod.....So.....	6-0.....	8.3 ppg.....	3.0 rpg
G Roger Harvey.....So.....	5-11.....	7.2 ppg.....	2.1 rpg

1955-56

C Bill Brophy.....Sr.....	6-3.....	12.7 ppg.....	6.6 rpg
F George Mehaffey.....Jr.....	6-4.....	12.2 ppg.....	8.2 rpg
F Fritz Connally.....So.....	6-3.....	8.8 ppg.....	5.4 rpg
G Ken Hutto.....So.....	6-0.....	14.7 ppg.....	4.0 rpg
G John Fortenberry.....Sr.....	6-3.....	7.3 ppg.....	2.8 rpg

1956-57

C George Mehaffey.....Sr.....	6-4.....	14.2 ppg.....	9.9 rpg
F Ernie Turner.....So.....	6-4.....	5.3 ppg.....	3.4 rpg
F Jack Schwake.....So.....	6-5.....	6.8 ppg.....	3.7 rpg
G Neil Swisher.....So.....	6-0.....	12.6 ppg.....	7.0 rpg
G Ken Hutto.....Jr.....	6-0.....	10.7 ppg.....	2.4 rpg

1957-58

C Wayne Lawrence.....So.....	6-7.....	11.5 ppg.....	7.4 rpg
F Archie Carroll.....Jr.....	6-6.....	13.0 ppg.....	7.6 rpg
F Jim McNichol.....Jr.....	6-5.....	4.5 ppg.....	4.3 rpg
G Neil Swisher.....Jr.....	6-0.....	13.4 ppg.....	5.7 rpg
G Bob Johnson.....Jr.....	6-1.....	6.2 ppg.....	1.8 rpg

1958-59

C Wayne Lawrence.....Jr.....	6-7.....	12.5 ppg.....	8.2 rpg
F Archie Carroll.....Sr.....	6-6.....	14.6 ppg.....	7.1 rpg
F Wilmer Cox.....Jr.....	6-3.....	10.2 ppg.....	4.6 rpg
G Neil Swisher.....Sr.....	6-0.....	14.9 ppg.....	5.0 rpg
G Jack Collier.....Sr.....	6-0.....	2.5 ppg.....	1.7 rpg

1959-60

C Wayne Lawrence.....Sr.....	6-7.....	12.1 ppg.....	8.3 rpg
F Don Stanley.....Jr.....	6-3.....	9.4 ppg.....	5.5 rpg
F Pat Stanley.....Jr.....	6-3.....	7.9 ppg.....	4.7 rpg
G Carroll Broussard.....So.....	6-5.....	17.9 ppg.....	7.3 rpg
G Wayne Annett.....Jr.....	6-1.....	6.3 ppg.....	2.9 rpg

1960-61

C Lewis Qualls.....So.....	7-0.....	5.6 ppg.....	4.8 rpg
F Carroll Broussard.....Jr.....	6-5.....	22.4 ppg.....	9.1 rpg
F Don Stanley.....Sr.....	6-3.....	13.3 ppg.....	7.9 rpg
G Pat Stanley.....Sr.....	6-3.....	11.5 ppg.....	3.8 rpg
G Wayne Annett.....Sr.....	6-1.....	6.5 ppg.....	3.3 rpg

1961-62

C Jerry Windham.....Jr.....	6-6.....	9.8 ppg.....	9.1 rpg
F Carroll Broussard.....Sr.....	6-5.....	17.3 ppg.....	8.5 rpg
F Benny Johnson.....Jr.....	6-3.....	10.8 ppg.....	5.7 rpg
G Bennie Lenox.....So.....	6-2.....	10.6 ppg.....	2.8 rpg
G Tommy Smith.....Sr.....	6-2.....	7.5 ppg.....	2.2 rpg

1962-63

C Jerry Windham.....Sr.....	6-6.....	12.8 ppg.....	10.6 rpg
F Lee Walker.....Sr.....	6-7.....	9.8 ppg.....	7.7 rpg
F Bill Robinette.....Jr.....	6-6.....	4.4 ppg.....	5.0 rpg
G Bennie Lenox.....Jr.....	6-2.....	23.7 ppg.....	3.8 rpg
G Gerald Woodard.....Jr.....	6-3.....	9.5 ppg.....	4.6 rpg

1963-64

C John Beasley.....So.....	6-8.....	12.3 ppg.....	9.5 rpg
F Bill Robinette.....Sr.....	6-7.....	7.8 ppg.....	6.3 rpg
F Tim Timmerman.....So.....	6-7.....	6.2 ppg.....	4.4 rpg
G Bennie Lenox.....Sr.....	6-2.....	20.8 ppg.....	3.7 rpg
G Paul Timmins.....Jr.....	5-11.....	7.2 ppg.....	2.1 rpg

1964-65

C John Beasley.....Jr.....	6-9.....	25.8 ppg.....	10.9 rpg
F Ken Norman.....Sr.....	6-6.....	12.3 ppg.....	5.3 rpg
F Tim Timmerman.....Jr.....	6-7.....	4.7 ppg.....	2.9 rpg
G Dick Stringfellow.....Jr.....	6-4.....	6.9 ppg.....	3.9 rpg
G Paul Timmins.....Sr.....	6-0.....	12.6 ppg.....	2.3 rpg

1965-66

C John Beasley.....Sr.....	6-9.....	27.8 ppg.....	11.9 rpg
F Randy Matson.....So.....	6-7.....	8.2 ppg.....	10.1 rpg
F Dick Stringfellow.....Sr.....	6-4.....	9.9 ppg.....	4.4 rpg
G Dick Rector.....Jr.....	6-1.....	9.1 ppg.....	4.7 rpg
G Eddie Dominguez.....Sr.....	5-10.....	9.4 ppg.....	2.6 rpg

1966-67

C Ronnie Peret.....So.....	6-9.....	11.9 ppg.....	8.5 rpg
F Buzzy Myatt.....Jr.....	6-5.....	6.9 ppg.....	4.0 rpg
F Billy Bob Barnett.....So.....	6-4.....	11.9 ppg.....	7.2 rpg
G J. Underwood.....Jr.....	6-3.....	9.3 ppg.....	4.1 rpg
G Sonny Benefield.....So.....	6-1.....	11.2 ppg.....	1.9 rpg

1967-68

C Ronnie Peret.....Jr.....	6-9.....	16.7 ppg.....	11.1 rpg
F Mike Heitmann.....So.....	6-4.....	9.8 ppg.....	5.7 rpg
F Billy Bob Barnett.....Jr.....	6-4.....	13.4 ppg.....	6.6 rpg
G J. Underwood.....Sr.....	6-3.....	12.1 ppg.....	4.0 rpg
G Sonny Benefield.....Jr.....	6-1.....	8.0 ppg.....	2.3 rpg

1968-69

C Ronnie Peret.....Sr.....	6-9.....	15.7 ppg.....	9.7 rpg
F Mike Heitmann.....Jr.....	6-4.....	14.3 ppg.....	4.2 rpg
F Billy Bob Barnett.....Sr.....	6-5.....	17.4 ppg.....	8.8 rpg
G Bill Cooksey.....So.....	6-2.....	5.5 ppg.....	2.4 rpg
G Sonny Benefield.....Sr.....	6-1.....	11.9 ppg.....	2.5 rpg

1969-70

C Steve Niles.....Jr.....	7-0.....	14.0 ppg.....	10.9 rpg
F Mike Heitmann.....Sr.....	6-4.....	19.5 ppg.....	5.2 rpg
F Chuck Smith.....Jr.....	6-5.....	11.1 ppg.....	8.8 rpg
G Bill Cooksey.....Jr.....	6-2.....	12.2 ppg.....	3.1 rpg
G Pat Kavanaugh.....Jr.....	6-0.....	9.0 ppg.....	3.5 rpg

1970-71

C Steve Niles.....Sr.....	7-0.....	14.0 ppg.....	9.1 rpg
F Jeff Overhouse.....So.....	6-7.....	13.3 ppg.....	8.7 rpg
F Chuck Smith.....Sr.....	6-5.....	9.1 ppg.....	6.9 rpg
G Bill Cooksey.....Sr.....	6-2.....	7.1 ppg.....	2.1 rpg
G Charlie Jenkins.....So.....	6-1.....	5.6 ppg.....	2.7 rpg

1971-72

C Jeff Overhouse.....Jr.....	6-7.....	17.2 ppg.....	10.0 rpg
F Randy Knowles.....So.....	6-6.....	12.8 ppg.....	9.1 rpg
F Wayne Howard.....Jr.....	6-4.....	11.9 ppg.....	5.4 rpg
G Mario Brown.....Jr.....	6-2.....	14.6 ppg.....	3.5 rpg
G Charlie Jenkins.....Jr.....	6-1.....	1.8 ppg.....	1.2 rpg

1972-73

C Cedric Joseph	Sr.	6-7	14.3 ppg	9.7 rpg
F Randy Knowles	Jr.	6-6	17.4 ppg	9.7 rpg
F Chuck Tone	Jr.	6-7	6.4 ppg	2.4 rpg
G Mario Brown	Sr.	6-2	13.4 ppg	2.2 rpg
G Mike Floyd	So.	5-10	12.5 ppg	2.0 rpg

1973-74

C Jerry Mercer	Jr.	6-8	12.5 ppg	9.3 rpg
F Randy Knowles	Sr.	6-6	16.8 ppg	7.5 rpg
F John Thornton	Jr.	6-7	12.7 ppg	7.1 rpg
G Mike Johnson	Fr.	6-4	8.4 ppg	1.9 rpg
G Mike Floyd	Jr.	5-10	10.5 ppg	1.6 rpg

1974-75

C Jerry Mercer	Sr.	6-8	4.1 ppg	3.1 rpg
F Barry Davis	Jr.	6-6	13.3 ppg	7.6 rpg
F John Thornton	Sr.	6-7	9.9 ppg	4.9 rpg
G Sonny Parker	Jr.	6-6	14.7 ppg	5.9 rpg
G Mike Floyd	Sr.	5-10	8.3 ppg	1.1 rpg

1975-76

F Jarvis Williams	Fr.	6-6	7.9 ppg	5.6 rpg
F Barry Davis	Sr.	6-6	16.2 ppg	9.8 rpg
F Sonny Parker	Sr.	6-7	20.7 ppg	8.4 rpg
G Karl Godine	Fr.	6-3	12.6 ppg	2.6 rpg
G Ray Roberts	Sr.	6-4	10.6 ppg	4.7 rpg

1976-77

C Wally Swanson	So.	6-8	12.8 ppg	8.8 rpg
F Steve Jones	Sr.	6-7	16.6 ppg	4.9 rpg
F Willie Foreman	Jr.	6-7	12.0 ppg	4.7 rpg
G Steve Sylestine	Fr.	6-4	5.6 ppg	3.5 rpg
G Dave Goff	Fr.	5-10	7.0 ppg	2.2 rpg

1977-78

C Wally Swanson	Jr.	6-8	5.8 ppg	3.8 rpg
F Vernon Smith	Fr.	6-7	14.0 ppg	8.4 rpg
F Willie Foreman	Jr.	6-7	14.9 ppg	5.4 rpg
G Steve Sylestine	So.	6-4	4.4 ppg	1.9 rpg
G Dave Goff	So.	5-10	5.5 ppg	2.6 rpg

1978-79

C Rudy Woods	Fr.	6-11	13.9 ppg	8.7 rpg
F Vernon Smith	So.	6-7	16.0 ppg	8.1 rpg
F Rynn Wright	So.	6-6	13.2 ppg	7.9 rpg
G David Britton	Jr.	6-4	10.2 ppg	3.3 rpg
G Dave Goff	Jr.	5-10	5.1 ppg	1.9 rpg

1979-80

C Rudy Woods	So.	6-11	11.0 ppg	7.6 rpg
F Vernon Smith	Jr.	6-7	14.8 ppg	7.5 rpg
F Rynn Wright	Jr.	6-6	14.1 ppg	7.1 rpg
G David Britton	Sr.	6-4	12.0 ppg	2.9 rpg
G Dave Goff	Sr.	5-10	5.5 ppg	1.6 rpg

1980-81

C Claude Riley	So.	6-9	10.6 ppg	6.2 rpg
F Vernon Smith	Sr.	6-7	14.7 ppg	8.9 rpg
F Rynn Wright	Sr.	6-6	13.0 ppg	7.4 rpg
G Milton Woodley	Jr.	6-1	4.0 ppg	1.6 rpg
G Reggie Roberts	Fr.	6-2	9.7 ppg	2.4 rpg

1981-82

C Claude Riley	Jr.	6-9	16.3 ppg	10.2 rpg
F Roy Jones	Jr.	6-7	7.0 ppg	4.3 rpg
F Tyren Naulls	Jr.	6-4	12.0 ppg	3.0 rpg
G Milton Woodley	Sr.	6-1	6.7 ppg	2.3 rpg
G Reggie Roberts	So.	6-2	11.7 ppg	2.6 rpg

1982-83

C Jimmie Gilbert	Fr.	6-9	6.2 ppg	5.8 rpg
F Claude Riley	Sr.	6-10	14.2 ppg	9.2 rpg
F Roy Jones	Sr.	6-7	7.4 ppg	4.2 rpg
G Tyren Naulls	Sr.	6-4	12.2 ppg	3.2 rpg
G Reggie Roberts	Jr.	6-2	11.1 ppg	2.9 rpg

1983-84

C Jimmie Gilbert	So.	6-9	8.0 ppg	7.6 rpg
F Winston Crite	Fr.	6-7	8.8 ppg	6.1 rpg
F Al Pulliam	So.	6-7	6.7 ppg	3.1 rpg
G Kenny Brown	So.	6-4	11.8 ppg	3.7 rpg
G Todd Holloway	Fr.	6-0	12.0 ppg	2.4 rpg

1984-85

C Jimmie Gilbert	Jr.	6-9	5.6 ppg	5.3 rpg
F Winston Crite	So.	6-7	12.1 ppg	8.2 rpg
F Kenny Brown	Jr.	6-4	17.4 ppg	4.2 rpg
G Don Marbury	Jr.	6-3	16.0 ppg	5.0 rpg
G Todd Holloway	So.	6-0	10.2 ppg	2.3 rpg

1985-86

C Jimmie Gilbert	Sr.	6-9	12.1 ppg	7.3 rpg
F Winston Crite	Jr.	6-7	13.3 ppg	8.0 rpg
F Mike Clifford	Jr.	6-6	1.1 ppg	3.6 rpg
G Don Marbury	Sr.	6-3	21.8 ppg	4.5 rpg
G Todd Holloway	Jr.	6-0	9.8 ppg	2.9 rpg

1986-87

C Winston Crite	Sr.	6-7	16.8 ppg	7.4 rpg
F John Trezvant	Jr.	6-7	10.3 ppg	6.3 rpg
F Mike Clifford	Sr.	6-6	3.4 ppg	7.3 rpg
G Keron Graves	Jr.	6-4	8.1 ppg	2.7 rpg
G Todd Holloway	Sr.	6-0	12.7 ppg	2.6 rpg

1987-88

C Doug Dennis	Jr.	6-8	8.4 ppg	3.7 rpg
F Donald Thompson	Jr.	6-7	13.9 ppg	7.5 rpg
F Keron Graves	Sr.	6-4	10.1 ppg	4.4 rpg
G Freddie Ricks	Fr.	6-2	7.9 ppg	2.0 rpg
G Darryl McDonald	Sr.	6-4	16.0 ppg	4.4 rpg

1988-89

C Donald Thompson	Sr.	6-7	17.9 ppg	7.9 rpg
F Ray Little	Jr.	6-6	4.3 ppg	3.8 rpg
F David Williams	Jr.	6-6	8.6 ppg	4.5 rpg
G Freddie Ricks	So.	6-2	9.2 ppg	3.0 rpg
G Tony Milton	Jr.	6-0	12.5 ppg	4.2 rpg

1989-90

C David Harris	Jr.	6-10	10.9 ppg	7.8 rpg
F Darren Rhea	Sr.	6-9	9.5 ppg	6.8 rpg
F Ray Little	Sr.	6-6	4.6 ppg	6.9 rpg
G Freddie Ricks	Jr.	6-2	9.9 ppg	3.5 rpg
G Tony Milton	Sr.	6-0	20.6 ppg	5.0 rpg

1990-91

C Shedrick Anderson	Jr.	6-8	12.1 ppg	6.5 rpg
F Rashone Lewis	Jr.	6-5	11.4 ppg	6.4 rpg
F Freddie Ricks	Sr.	6-2	7.9 ppg	2.9 rpg
G Lynn Suber	Sr.	6-2	12.9 ppg	2.6 rpg
G Brooks Thompson	So.	6-4	14.5 ppg	3.1 rpg

1991-92

C Shedrick Anderson	Sr.	6-8	10.8 ppg	6.5 rpg
F Damon Johnson	Fr.	6-5	15.6 ppg	7.7 rpg
F Corey Henderson	Fr.	6-6	4.5 ppg	4.6 rpg
G Chuck Henderson	So.	6-2	8.0 ppg	1.6 rpg
G David Edwards	So.	5-9	13.8 ppg	4.0 rpg

1992-93

C Brett Murry	Jr.	6-7	9.6 ppg	4.7 rpg
F Damon Johnson	So.	6-5	15.2 ppg	6.6 rpg
F Tony McGinnis	So.	6-5	9.3 ppg	3.1 rpg
G Chuck Henderson	Jr.	6-2	9.5 ppg	2.7 rpg
G David Edwards	Jr.	5-9	13.3 ppg	5.1 rpg

1993-94

C Brett Murry.....Sr.....6-7.....10.3 ppg.....6.6 rpg
F Damon Johnson.....Jr.....6-5.....9.3 ppg.....4.5 rpg
F Tony McGinnis.....Jr.....6-5.....10.0 ppg.....3.6 rpg
G Chuck Henderson.....Sr.....6-2.....9.7 ppg.....2.1 rpg
G David Edwards.....Sr.....5-9.....13.5 ppg.....5.6 rpg

1994-95

C Damon Johnson.....Sr.....6-5.....9.6 ppg.....7.8 rpg
F Joe Wilbert.....Sr.....6-6.....22.9 ppg.....7.5 rpg
F Tony McGinnis.....Sr.....6-5.....15.2 ppg.....4.3 rpg
G Waseem Ali.....Fr.....6-4.....2.5 ppg.....1.4 rpg
G Kyle Kessel.....Fr.....6-0.....6.4 ppg.....2.5 rpg

1995-96

C Brad Stricker.....Fr.....6-11.....5.4 ppg.....2.8 rpg
F Dario Quesada.....So.....6-9.....11.0 ppg.....5.9 rpg
F Gary Nottingham.....Jr.....6-6.....9.2 ppg.....5.8 rpg
G Tracy Anderson.....Jr.....6-2.....13.3 ppg.....3.5 rpg
G Kyle Kessel.....So.....6-0.....5.2 ppg.....2.3 rpg

1996-97

C Dario Quesada.....Jr.....6-9.....6.2 ppg.....6.3 rpg
F Calvin Davis.....So.....6-8.....13.3 ppg.....7.0 rpg
F Shanne Jones.....So.....6-5.....11.3 ppg.....4.1 rpg
G Jerald Brown.....Fr.....6-8.....10.1 ppg.....3.9 rpg
G Tracey Anderson.....Sr.....6-2.....11.7 ppg.....3.0 rpg

1997-98

C Larry Thompson.....Sr.....6-9.....7.3 ppg.....5.9 rpg
F Jerald Brown.....So.....6-8.....7.4 ppg.....4.2 rpg
F Shanne Jones.....Jr.....6-5.....18.0 ppg.....6.7 rpg
G Steve Houston.....So.....6-1.....9.5 ppg.....3.7 rpg
G Brian Barone.....So.....6-0.....3.2 ppg.....2.2 rpg

1998-99

C Joe White.....Fr.....6-10.....6.0 ppg.....3.4 rpg
F Shanne Jones.....Sr.....6-5.....14.3 ppg.....6.0 rpg
F Jerald Brown.....Jr.....6-8.....5.9 ppg.....3.6 rpg
G Chris Clayton.....Sr.....6-3.....8.7 ppg.....2.3 rpg
G Clifton Cook.....Jr.....6-1.....15.6 ppg.....5.4 rpg

1999-00

C Andy Slocum.....Fr.....6-11.....4.9 ppg.....3.1 rpg
F Aaron Jack.....Jr.....6-8.....8.2 ppg.....6.5 rpg
F Jerald Brown.....Sr.....6-8.....5.4 ppg.....3.3 rpg
G Bernard King.....Fr.....6-4.....16.9 ppg.....4.8 rpg
G Jamaal Gilchrist.....Fr.....5-11.....9.4 ppg.....3.8 rpg

2000-01

F Keith Bean.....So.....6-9.....7.0 ppg.....5.5 rpg
F Carlton Brown.....Sr.....6-6.....9.8 ppg.....5.2 rpg
F Nick Anderson.....Fr.....6-6.....10.3 ppg.....5.2 rpg
G Bernard King.....So.....6-4.....18.0 ppg.....3.8 rpg
G Andy Leatherman.....Jr.....6-2.....6.3 ppg.....2.9 rpg

2001-02

C Andy Slocum.....So.....7-0.....6.8 ppg.....6.4 rpg
F Nick Anderson.....So.....6-6.....10.1 ppg.....5.1 rpg
F Jesse King.....So.....6-7.....7.5 ppg.....3.6 rpg
G Bernard King.....Jr.....6-4.....17.2 ppg.....4.7 rpg
G Bradley Jackson.....Jr.....5-11.....4.9 ppg.....2.1 rpg

2002-03

C Keith Bean.....Sr.....6-8.....5.9 ppg.....4.9 rpg
F Tomas Ress.....Jr.....7-0.....5.8 ppg.....3.9 rpg
F Antoine Wright.....Fr.....6-7.....14.5 ppg.....6.6 rpg
G Bernard King.....Sr.....6-4.....17.0 ppg.....4.0 rpg
G Bradley Jackson.....Sr.....5-11.....4.4 ppg.....1.6 rpg

2003-04

C Andy Slocum.....Sr.....7-0.....7.9 ppg.....8.8 rpg
F Jesse King.....Sr.....6-7.....11.7 ppg.....5.6 rpg
F Antoine Wright.....So.....6-7.....13.5 ppg.....4.1 rpg
G Leandro G. Morales.....Sr.....6-1.....6.5 ppg.....2.3 rpg
G Acie Law IV.....Fr.....6-3.....7.5 ppg.....2.1 rpg

2004-05

Joseph Jones.....Fr.....6-9.....12.7 ppg.....7.3 rpg
Chris Walker.....Jr.....6-5.....4.5 ppg.....3.1 rpg
Antoine Wright.....Jr.....6-7.....17.8 ppg.....6.0 rpg
Dominique Kirk.....Fr.....6-3.....6.6 ppg.....2.3 rpg
Acie Law IV.....So.....6-3.....12.0 ppg.....3.5 rpg

2005-06

Joseph Jones.....So.....6-9.....15.3 ppg.....6.5 rpg
Marlon Pompey.....Jr.....6-8.....5.3 ppg.....3.4 rpg
Chris Walker.....Sr.....6-5.....3.8 ppg.....2.5 rpg
Dominique Kirk.....So.....6-3.....6.9 ppg.....3.5 rpg
Acie Law IV.....Jr.....6-3.....16.1 ppg.....3.4 rpg

2006-07

Joseph Jones.....Jr.....6-9.....13.4 ppg.....6.8 rpg
A. Kavaliauskas.....Sr.....6-10.....11.9 ppg.....6.3 rpg
Josh Carter.....So.....6-7.....11.8 ppg.....4.0 rpg
Dominique Kirk.....Jr.....6-3.....7.2 ppg.....3.3 rpg
Acie Law IV.....Sr.....6-3.....18.1 ppg.....3.3 rpg

2007-08

C Joseph Jones.....Sr.....6-9.....10.3 ppg.....5.4 rpg
F Bryan Davis.....So.....6-9.....8.7 ppg.....4.9 rpg
G Josh Carter.....Jr.....6-7.....12.2 ppg.....3.9 rpg
G Dominique Kirk.....Sr.....6-3.....8.4 ppg.....3.6 rpg
G Donald Sloan.....So.....6-3.....9.5 ppg.....4.0 rpg

2008-09

C Chinemelu Elonu.....Jr.....6-10.....9.8 ppg.....7.3 rpg
F Bryan Davis.....Jr.....6-9.....10.8 ppg.....6.5 rpg
G Josh Carter.....Sr.....6-7.....13.8 ppg.....4.3 rpg
G Derrick Roland.....Jr.....6-4.....6.3 ppg.....2.5 rpg
G Donald Sloan.....Jr.....6-3.....11.8 ppg.....3.6 rpg

2009-10

G Dash Harris.....So.....6-1.....4.9 ppg.....3.2 rpg
G Donald Sloan.....Sr.....6-3.....17.8 ppg.....3.6 rpg
F Khris Middleton.....Fr.....6-7.....7.2 ppg.....3.7 rpg
F David Loubeau.....So.....6-8.....9.2 ppg.....4.7 rpg
C Bryan Davis.....Sr.....6-9.....9.6 ppg.....8.1 rpg

2010-11

G Dash Harris.....Jr.....6-1.....4.2 ppg.....2.6 rpg
G B.J. Holmes.....Sr.....5-11.....9.7 ppg.....2.8 rpg
F Khris Middleton.....So.....6-7.....14.4 ppg.....5.2 rpg
F Nathan Walkup.....Sr.....6-7.....9.4 ppg.....5.5 rpg
F David Loubeau.....Jr.....6-8.....11.8 ppg.....5.0 rpg

2011-12

G Dash Harris.....Sr.....6-1.....6.0 ppg.....3.0 rpg
G Elston Turner.....Jr.....6-5.....13.8 ppg.....3.6 rpg
F Khris Middleton.....Jr.....6-7.....13.2 ppg.....5.0 rpg
F David Loubeau.....Jr.....6-8.....11.0 ppg.....4.6 rpg
F Ray Turner.....Jr.....6-9.....9.1 ppg.....5.5 rpg

2012-13

G Fabyon Harris.....Jr.....5-11.....12.0 ppg.....2.3 rpg
G Elston Turner.....Sr.....6-5.....17.5 ppg.....3.0 rpg
G Alex Caruso.....Fr.....6-5.....5.5 ppg.....3.2 rpg
F Kourtney Roberson.....So.....6-9.....6.9 ppg.....6.6 rpg
F Ray Turner.....Sr.....6-9.....9.2 ppg.....6.2 rpg

2013-14

G Alex Caruso.....So.....6-5.....9.0 ppg.....3.6 rpg
G Jordan Green.....Jr.....6-5.....6.9 ppg.....2.3 rpg
G Jamal Jones.....Jr.....6-8.....13.4 ppg.....4.1 rpg
F Antwan Space.....So.....6-8.....6.4 ppg.....4.7 rpg
F Kourtney Roberson.....Jr.....6-9.....9.8 ppg.....6.8 rpg

2014-15

G Alex Caruso.....Jr.....	6-5.....	9.1 ppg.....	3.8 rpg
G Jordan Green.....Sr.....	6-5.....	6.9 ppg.....	2.3 rpg
G Danuel House.....Jr.....	6-7.....	14.8 ppg.....	3.8 rpg
F Jalen Jones.....Jr.....	6-7.....	13.7 ppg.....	6.6 rpg
F Kourtney Roberson.....Sr.....	6-9.....	8.8 ppg.....	6.5 rpg

2015-16

G Anthony Collins.....Sr.....	6-1.....	4.5 ppg.....	1.5 rpg
G Alex Caruso.....Sr.....	6-5.....	8.1 ppg.....	3.6 rpg
G Danuel House.....Sr.....	6-7.....	15.6 ppg.....	4.8 rpg
F Jalen Jones.....Sr.....	6-7.....	15.3 ppg.....	7.2 rpg
F Tyler Davis.....Fr.....	6-10.....	11.3 ppg.....	6.2 rpg

2016-17

G J.C. Hampton.....Sr.....	6-1.....	6.7 ppg.....	2.0 rpg
G Admon Gilder.....So.....	6-4.....	13.7 ppg.....	3.9 rpg
F T. Trocha-Morelos.....Jr.....	6-10.....	8.1 ppg.....	5.2 rpg
F Robert Williams.....Fr.....	6-9.....	11.9 ppg.....	8.2 rpg
F Tyler Davis.....So.....	6-10.....	14.1 ppg.....	7.0 rpg

2017-18

G TJ Starks.....Fr.....	6-2.....	9.9 ppg.....	2.0 rpg
G Admon Gilder.....Jr.....	6-4.....	12.3 ppg.....	4.1 rpg
F D.J. Hogg.....Jr.....	6-9.....	11.1 ppg.....	5.3 rpg
F Robert Williams.....So.....	6-10.....	10.4 ppg.....	9.2 rpg
F Tyler Davis.....Jr.....	6-10.....	14.9 ppg.....	8.9 rpg

2018-19

G TJ Starks.....So.....	6-2.....	12.3 ppg.....	2.2 rpg
G Wendell Mitchell.....Jr.....	6-3.....	13 ppg.....	4.2 rpg
G Brandon Mahan.....So.....	6-5.....	5.9 ppg.....	2.8 rpg
F Savion Flagg.....So.....	6-7.....	13.9 ppg.....	7.7 rpg
F Christian Mekowulu.....Sr.....	6-8.....	8.3 ppg.....	6.4 rpg

2019-20

G Andre Gordon.....Fr.....	6-2.....	6.3 ppg.....	2.1 rpg
G Wendell Mitchell.....Sr.....	6-3.....	10.2 ppg.....	2.7 rpg
G Savion Flagg.....Jr.....	6-7.....	10.4 ppg.....	5.1 rpg
F Emanuel Miller.....Fr.....	6-7.....	6.4 ppg.....	6.3 rpg
F Josh Nebo.....Sr.....	6-9.....	12.5 ppg.....	6.2 rpg

2020-21

G Andre Gordon.....So.....	6-2.....	8.3 ppg.....	2.4 rpg
G Quenton Jackson.....Sr.....	6-5.....	10.4 ppg.....	2.4 rpg
G Savion Flagg.....Sr.....	6-7.....	8.8 ppg.....	4.5 rpg
F Emanuel Miller.....So.....	6-7.....	16.2 ppg.....	8.2 rpg
F Jonathan Aku.....So.....	6-10.....	1.8 ppg.....	3.2 rpg

TEXAS A&M'S IN-SEASON TOURNAMENT TITLES

Year	Tournament	Site	Results
1958	SWC Holiday Tournament	Houston	Beat Texas Tech (66-58), Rice (60-59) and TCU (61-45)
1959	SWC Holiday Tournament	Houston	Beat TCU (72-61), Texas (84-74) and SMU (58-55)
1967	Washington Tournament	Seattle, Wash.	Beat Seattle (80-72) and San Francisco (77-75)
1969	Poinsettia Classic	Greenville, S.C.	Beat Furman (68-66), and Northwestern (93-91, OT)
1972	Presidential Classic	Washington, D.C.	Beat George Washington (72-64) and Virginia Tech (66-62, OT)
1974	VCU Tournament	Richmond, Va.	Beat Fairfield (62-57) and Virginia Commonwealth (84-70)
1978	Golden Gate Invitational	San Francisco	Beat UNLV (101-99) and San Francisco (68-65)
1978	Vermont Classic	Burlington, Vermont	Beat Air Force (73-66) and Vermont (104-76)
1979	Runnin' Rebel Classic	Las Vegas, Nev.	Beat North Texas (97-56) and UNLV (77-73)
1980	First Union Invitational	Charlotte, N.C.	Beat UNC Charlotte (75-64) and Davidson (76-62)
1980	Virginia Tech Invitational	Blacksburg, Va.	Beat James Madison (51-47) and Virginia Tech (55-52)
1984	Triple A Invitational	Des Moines, Iowa	Beat Valparaiso (76-66) and Drake (66-49)
1986	Connecticut Mutual Classic	Storrs, Conn.	Beat Lehigh (80-60) and Hartford (79-66)
1987	Jowers Jamboree	San Marcos, Texas	Beat Stephen F. Austin (72-67) and Texas Southern (85-64)
1987	Met Life Classic	San Francisco	Beat Iona (78-73, OT) and Valparaiso (72-67)
1989	Golden Panthers Classic	Miami, Fla.	Beat Holy Cross (96-93) and Florida International (114-90)
2007	NIT Season Tip-Off	College Station New York City	Beat Oral Roberts (67-53) and UTEP (81-76) Beat Washington (77-63) and Ohio State (70-47)
2017	Legends Classic	Brooklyn, N.Y.	Beat Oklahoma State (72-55) and Penn State (98-87)

2021-22

G Marcus Williams.....So.....	6-2.....	7.9 ppg.....	2.2 rpg
G Andre Gordon.....Jr.....	6-2.....	5.4 ppg.....	2.2 rpg
G Tyrece Radford.....Jr.....	6-2.....	10.9 ppg.....	6.2 rpg
G Manny Obaseki.....Fr.....	6-4.....	3.6 ppg.....	1.8 rpg
F Henry Coleman III.....So.....	6-8.....	11.0 ppg.....	6.2 rpg

2022-23

G Wade Taylor IV.....So.....	6-0.....	16.3 ppg.....	2.7 rpg
G Tyrece Radford.....Gr.....	6-2.....	13.3 ppg.....	5.3 rpg
G Dexter Dennis.....Gr.....	6-5.....	9.5 ppg.....	5.8 rpg
F Julius Marble.....Jr.....	6-9.....	9.1 ppg.....	4.1 rpg
F Henry Coleman III.....Jr.....	6-8.....	9.0 ppg.....	5.7 rpg

2023-24

G Wade Taylor IV.....Jr.....	6-0.....	19.1 ppg.....	3.5 rpg
G Tyrece Radford.....Gr.....	6-2.....	16.5 ppg.....	6.5 rpg
F Solomon Washington.....So.....	6-7.....	7.4 ppg.....	5.7 rpg
G Manny Obaseki.....Jr.....	6-4.....	7.0 ppg.....	1.4 rpg
F Anderson Garcia.....Sr.....	6-7.....	6.0 ppg.....	9.1 rpg



The Aggies have claimed 18 in-season tournaments championships dating back to the 1958 Southwest Conference Holiday Tournament and most recently the 2017 Legends Classic at Brooklyn's Barclays Center.

NBA PEDIGREE

BUZZ WILLIAMS HAS PRODUCED **16** NBA PLAYERS AS A HEAD COACH

2009-
PRESENT



2010-2013



2012-2014



2013-2018



2014-2015



2013-
PRESENT



2017-2018



2012-
PRESENT



2011-
PRESENT



2018-2019



2019-
PRESENT



2019-
PRESENT



2019-2020



2019-
PRESENT



2022-
PRESENT



2023-
PRESENT



RECORDS/HISTORY

YOU CAN'T BE ANYTHING YOU WANT TO BE,
BUT YOU CAN BE ANYTHING YOU EARN THE RIGHT TO BE.



ATM


Aggies in the NBA Draft

YEAR	PLAYER	TEAM	ROUND	OVERALL PICK
1951	John DeWitt	Tri-Cities Blackhawks	10 th	84
1952	Walter Davis	Philadelphia Warriors	2 nd	n/a
	Jewell McDowell	Rochester Royals	5 th	45
1960	Wayne Lawrence	Boston Celtics	5 th	40
1962	Carroll Broussard	Chicago Zephyrs	9 th	74
1964	Bennie Lenox	Baltimore Bullets	5 th	39
1966	John Beasley	Baltimore Bullets	5 th	45
1967	Randy Matson	Seattle Supersonics	11 th	122
1969	Ronnie Peret	Los Angeles Lakers#	11 th	154
1971	Steve Niles	New York Knicks	4 th	67
1973	Jeff Overhouse	San Antonio Spurs*	7 th	n/a
1974	Randy Knowles	Chicago Bulls	5 th	88
1976	Sonny Parker	Golden State Warriors	1 st	17
	Barry Davis	Houston Rockets	7 th	114
1980	David Britton	Dallas Mavericks	3 rd	57
1981	Vernon Smith	Philadelphia 76ers	2 nd	46
	Rynn Wright	Philadelphia 76ers	4 th	92
1982	Rudy Woods	Dallas Mavericks	4 th	73
1983	Claude Riley	Philadelphia 76ers	3 rd	74
	Tyren Naulls	New Jersey Nets	5 th	110
1985	Kenny Brown	Denver Nuggets	5 th	112
1986	Jimmie Gilbert	Chicago Bulls	5 th	98
1987	Winston Crite	Phoenix Suns	3 rd	53
1994	Brooks Thompson (OSU)	Orlando Magic	1 st	27
2005	Antoine Wright	New Jersey Nets	1 st	15
2007	Acie Law IV	Atlanta Hawks	1 st	11
2008	DeAndre Jordan	Los Angeles Clippers	2 nd	35
2009	Chinemelu Elonu	Los Angeles Lakers	2 nd	58
2012	Khris Middleton	Detroit Pistons	2 nd	39
2018	Robert Williams	Boston Celtics	1 st	27

* supplementary draft

Peret also was picked in the 12th round of the ABA draft by the Indiana Pacers

Sonny Parker became the first Texas A&M player to be drafted in the first round of the NBA Draft when he was selected with the 17th overall pick by the Golden State Warriors in 1976.



SONNY PARKER

1975-76



ALEX CARUSO



DEANDRE JORDAN



DANUEL HOUSE



ROBERT WILLIAMS



KHRIS MIDDLETON

1,000-Point Scorers

1. Bernard King.....1,990

Year	G	FG-FGA	FT-FTA	Pts.	Avg.
1999-00	28	155-410	85-102	474	16.9
2000-01	30	168-416	142-209	540	18.0
2001-02	30	171-422	122-168	517	17.2
2002-03	27	141-319	139-182	459	17.0
Total	115	635-1567	488-680	1990	17.3

2. Vernon Smith.....1,778

Year	G	FG-FGA	FT-FTA	Pts.	Avg.
1977-78	27	169-360	39-64	377	14.0
1978-79	33	242-505	44-63	528	16.0
1979-80	32	211-447	61-82	474	14.8
1980-81	27	174-388	51-70	399	14.7
Total	119	796-1700	195-279	1778	14.9

3. Joseph Jones1,679

Year	G	FG-FGA	FT-FTA	Pts.	Avg.
2004-05	31	142-246	109-174	394	12.7
2005-06	30	155-305	147-200	459	15.3
2006-07	34	159-288	125-160	455	13.4
2007-08	36	132-274	113-193	371	10.3
Total	131	588-1113	494-727	1679	12.8

4. Acie Law IV.....1,669

Year	G	FG-FGA	FT-FTA	Pts.	Avg.
2003-04	27	75-194	41-54	202	7.5
2004-05	31	140-284	63-88	371	12.0
2005-06	30	174-388	97-127	482	16.1
2006-07	34	216-432	144-185	614	18.1
Total	122	605-1298	345-454	1669	13.7

5. John Beasley.....1,594

Year	G	FG-FGA	FT-FTA	Pts.	Avg.
1963-64	25	121-271	65-85	307	12.3
1964-65	24	250-557	119-154	619	25.8
1965-66	24	246-552	176-216	668	27.8
Total	73	617-1380	360-455	1594	21.8

6. Wade Taylor IV.....1,588

Year	G	FG-FGA	FT-FTA	Pts.	Avg.
2021-22	40	106-311	73-94	329	8.2
2022-23	35	160-404	173-197	572	16.3
2023-24	36	214-585	161-190	687	19.1
Total	83	480-1300	407-481	1588	14.3

7. Winston Crite1,576

Year	G	FG-FGA	FT-FTA	Pts.	Avg.
1983-84	30	105-198	56-83	266	8.8
1984-85	30	140-247	83-128	363	12.1
1985-86	32	166-286	94-134	426	13.3
1986-87	31	203-362	115-173	521	16.8
Total	123	614-1093	348-418	1576	12.8

8. Josh Carter1,566

Year	G	FG-FGA	FT-FTA	Pts.	Avg.
2005-06	31	84-196	31-45	256	8.3
2006-07	34	130-264	56-72	402	11.8
2007-08	36	146-347	69-84	440	12.2
2008-09	34	143-330	105-124	468	13.8
Total	135	503-1137	261-325	1566	11.7

9. Donald Sloan.....1,522

Year	G	FG-FGA	FT-FTA	Pts.	Avg.
2006-07	34	67-137	28-42	176	5.2
2007-08	36	120-287	76-113	341	9.5
2008-09	34	132-340	107-144	401	11.8
2009-10	34	200-450	157-204	604	17.8
Total	138	519-1214	368-503	1522	11.0

10. Rynn Wright1,495

Year	G	FG-FGA	FT-FTA	Pts.	Avg.
1977-78	26	91-162	39-66	221	8.5
1978-79	33	191-367	55-89	437	13.2
1979-80	34	188-382	95-136	485	14.1
1980-81	27	142-309	68-107	352	13.0
Total	120	612-1220	257-398	1495	12.5

11. Tyrece Radford1,408

Year	G	FG-FGA	FT-FTA	Pts.	Avg.
2021-22	40	168-345	51-76	434	10.9
2022-23	35	137-355	148-186	464	13.3
2023-24	31	187-455	101-146	510	16.5
Total	106	492-1155	300-408	1408	13.3

12. Claude Riley1,383

Year	G	FG-FGA	FT-FTA	Pts.	Avg.
1979-80	34	68-146	43-55	176	5.2
1980-81	27	123-262	41-65	287	10.6
1981-82	31	193-428	120-148	506	16.3
1982-83	29	171-329	72-97	414	14.2
Total	121	555-1165	276-365	1383	11.4

13. Carroll Broussard1,382

Year	G	FG-FGA	FT-FTA	Pts.	Avg.
1959-60	24	152-335	126-161	430	17.9
1960-61	24	189-419	160-198	538	22.4
1961-62	24	152-330	110-149	414	17.3
Total	72	493-1084	396-508	1382	19.2

14. Tyler Davis.....1,363

Year	G	FG-FGA	FT-FTA	Pts.	Avg.
2015-16	36	150-229	105-168	405	11.3
2016-17	31	166-269	106-153	438	14.1
2017-18	35	206-352	101-162	520	14.9
Total	102	522-850	312-483	1363	13.4



BERNARD KING
1,990 POINTS
1999-03

15. Bennie Lenox.....1,344

Year	G	FG-FGA	FT-FTA	Pts.	Avg.
1961-62	24	91-207	73-97	255	10.6
1962-63	24	189-401	190-231	568	23.7
1963-64	25	190-425	141-177	521	20.8
Total	73	470-1033	404-505	1344	18.4

16. Antoine Wright.....1,338

Year	G	FG-FGA	FT-FTA	Pts.	Avg.
2002-03	28	144-396	55-90	406	14.5
2003-04	28	130-353	72-115	379	13.5
2004-05	30	193-385	96-139	553	17.8
Total	86	467-1134	223-344	1338	15.4

17. Todd Holloway1,331

Year	G	FG-FGA	FT-FTA	Pts.	Avg.
1983-84	29	128-294	92-128	348	12.0
1984-85	27	111-263	54-85	276	10.2
1985-86	32	114-253	84-108	312	9.8
1986-87	31	146-340	93-133	395	12.7
Total	119	499-1150	323-454	1331	11.2

18. Rudy Woods1,272

Year	G	FG-FGA	FT-FTA	Pts.	Avg.
1978-79	33	199-320	61-102	459	13.9
1979-80	34	159-270	55-95	373	11.0
1980-81	13	48-85	10-22	106	8.2
1981-82	31	130-243	74-117	334	10.8
Total	111	536-918	200-336	1272	11.5

19. Damon Johnson1,243

Year	G	FG-FGA	FT-FTA	Pts.	Avg.
1991-92	17	97-172	72-119	266	15.6
1992-93	27	167-288	76-130	410	15.2
1993-94	30	112-204	54-86	278	9.3
1994-95	30	104-194	81-111	289	9.6
Total	104	480-858	283-446	1243	12.0

20. Tony McGinnis1,240

Year	G	FG-FGA	FT-FTA	Pts.	Avg.
1991-92	28	85-215	52-77	233	8.3
1992-93	27	99-178	52-81	252	9.3
1993-94	30	112-204	74-101	299	10.0
1994-95	30	160-323	129-165	456	15.2
Total	115	456-920	307-424	1240	10.8

21. Randy Knowles1,222

Year	G	FG-FGA	FT-FTA	Pts.	Avg.
1971-72	26	123-295	86-114	332	12.8
1972-73	26	183-403	86-101	452	17.4
1973-74	26	170-418	98-122	438	16.8
Total	78	476-1116	270-337	1222	15.7

22. David Loubeau1,215

Year	G	FG-FGA	FT-FTA	Pts.	Avg.
2008-09	34	62-125	34-68	158	4.6
2009-10	34	130-242	54-96	314	9.2
2010-11	33	145-291	101-137	391	11.8
2011-12	32	135-284	80-107	352	11.0
Total	133	472-942	269-408	1215	9.1

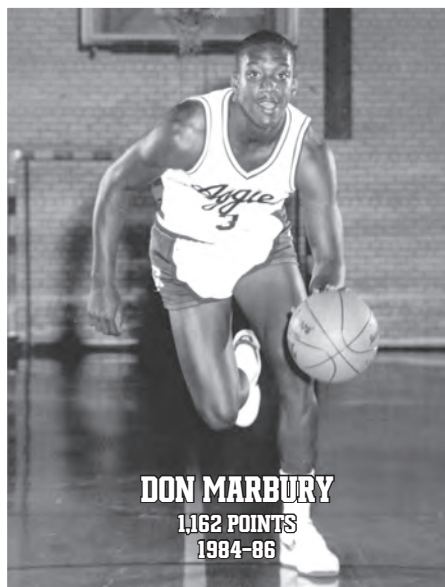
23. Shanne Jones	1,179
Year	G..... FG-FGA..... FT-FTA..... Pts..... Avg.
1996-97.....27.....	121-268.....61-105.....305.....11.3
1997-98.....27.....	189-375.....108-185.....487.....18.0
1998-99.....27.....	138-256.....110-175.....387.....14.3
Total.....81.....	448-899.....279-465.....1179.....14.6

24. Don Marbury	1,162
Year	G..... FG-FGA..... FT-FTA..... Pts..... Avg.
1984-85.....29.....	182-345.....101-143.....465.....16.0
1985-86.....32.....	285-538.....127-180.....697.....21.8
Total.....61.....	467-883.....228-323.....1162.....19.1

25. Jeff Overhouse	1,162
Year	G..... FG-FGA..... FT-FTA..... Pts..... Avg.
1970-71.....26.....	128-282.....89-133.....345.....13.3
1971-72.....26.....	159-323.....128-178.....446.....17.2
1972-73.....26.....	147-322.....77-109.....371.....14.3
Total.....78.....	434-927.....294-420.....1162.....14.9

26. Kenny Brown	1,159
Year	G..... FG-FGA..... FT-FTA..... Pts..... Avg.
1982-83.....31.....	132-271.....26-34.....298.....9.6
1983-84.....30.....	152-318.....51-70.....355.....11.8
1984-85.....29.....	209-418.....88-104.....506.....17.4
Total.....90.....	493-1007.....165-208.....1159.....12.9

27. David Edwards	1,144
Year	G..... FG-FGA..... FT-FTA..... Pts..... Avg.
1991-92.....28.....	124-317.....103-137.....387.....13.8
1992-93.....27.....	107-288.....113-167.....359.....13.3
1993-94.....30.....	118-355.....124-164.....398.....13.3
Total.....85.....	349-960.....340-468.....1144.....13.5



DON MARBURY
1,162 POINTS
1984-86

28. Lynn Suber	1,133
Year	G..... FG-FGA..... FT-FTA..... Pts..... Avg.
1988-89.....30.....	130-265.....41-47.....323.....10.8
1989-90.....31.....	164-397.....57-71.....435.....14.0
1990-91.....29.....	152-331.....36-42.....375.....12.9
Total.....90.....	446-993.....134-160.....1133.....12.6

29. Joe Wilbert	1,123
Year	G..... FG-FGA..... FT-FTA..... Pts..... Avg.
1993-94.....30.....	166-293.....104-166.....436.....14.5
1994-95.....30.....	253-473.....177-245.....687.....22.9
Total.....60.....	419-766.....281-411.....1123.....18.7

30. Ronnie Peret	1,113
Year	G..... FG-FGA..... FT-FTA..... Pts..... Avg.
1966-67.....24.....	93-227.....100-152.....286.....11.9
1967-68.....24.....	143-262.....114-169.....400.....16.7
1968-69.....27.....	144-255.....139-211.....427.....15.7
Total.....75.....	380-744.....353-532.....1113.....14.8

31. Alex Caruso	1,090
Year	G..... FG-FGA..... FT-FTA..... Pts..... Avg.
2012-13.....33.....	62-166.....45-75.....182.....5.5
2013-14.....34.....	103-224.....76-111.....306.....9.0
2014-15.....33.....	106-229.....63-92.....301.....9.1
2015-16.....37.....	111-221.....51-65.....301.....8.1
Total.....137.....	382-840.....235-343.....1090.....8.0

32. Mike Heitmann	1,089
Year	G..... FG-FGA..... FT-FTA..... Pts..... Avg.
1967-68.....24.....	69-172.....97-118.....235.....9.8
1968-69.....27.....	136-277.....114-158.....386.....14.3
1969-70.....24.....	151-352.....166-224.....468.....19.5
Total.....75.....	356-801.....377-500.....1089.....14.5

33. Kourtney Roberson	1,075
Year	G..... FG-FGA..... FT-FTA..... Pts..... Avg.
2010-11.....33.....	71-122.....43-76.....185.....5.6
2011-12.....9.....	15-25.....11-22.....41.....4.6
2012-13.....33.....	97-155.....34-64.....228.....6.9
2013-14.....34.....	134-229.....64-105.....332.....9.8
2014-15.....33.....	117-186.....55-92.....289.....8.8
Total.....142.....	434-717.....207-359.....1075.....7.6

34. Bryan Davis	1,066
Year	G..... FG-FGA..... FT-FTA..... Pts..... Avg.
2006-07.....31.....	22-54.....16-22.....60.....1.9
2007-08.....36.....	117-220.....78-130.....313.....8.7
2008-09.....34.....	131-242.....104-162.....366.....10.8
2009-10.....34.....	110-228.....107-187.....327.....9.6
Total.....135.....	380-744.....305-501.....1066.....7.9

35. Billy Bob Barnett	1,064
Year	G..... FG-FGA..... FT-FTA..... Pts..... Avg.
1966-67.....24.....	91-193.....102-159.....284.....11.9
1967-68.....24.....	117-249.....88-127.....322.....13.4
1968-69.....27.....	170-322.....118-167.....458.....17.4
Total.....75.....	378-764.....308-453.....1064.....14.2



QUENTON JACKSON
1,035 POINTS
2019-22

36. Admon Gilder	1,055
Year	G..... FG-FGA..... FT-FTA..... Pts..... Avg.
2015-16.....37.....	87-202.....51-67.....260.....7.0
2016-17.....31.....	146-340.....75-101.....425.....13.7
2017-18.....30.....	127-277.....69-84.....370.....12.3
Total.....98.....	360-819.....195-252.....1055.....10.8

37. Quenton Jackson	1,035
Year	G..... FG-FGA..... FT-FTA..... Pts..... Avg.
2019-20.....29.....	71-194.....95-125.....256.....8.8
2020-21.....18.....	63-133.....39-53.....188.....10.4
2021-22.....40.....	189-386.....169-204.....591.....14.8
Total.....87.....	323-713.....303-382.....1035.....11.9

38. Savion Flagg	1,030
Year	G..... FG-FGA..... FT-FTA..... Pts..... Avg.
2017-18.....30.....	45-104.....20-34.....123.....4.1
2018-19.....32.....	171-366.....57-86.....444.....13.9
2019-20.....30.....	112-271.....38-69.....313.....10.4
2020-21.....17.....	53-132.....23-32.....150.....8.8
Total.....109.....	381-873.....138-221.....1030.....9.4

t39. Henry Coleman III	1,025
Year	G..... FG-FGA..... FT-FTA..... Pts..... Avg.
2021-22.....39.....	160-285.....109-159.....429.....11.0
2022-23.....35.....	118-222.....80-113.....316.....9.0
2023-24.....32.....	102-178.....76-109.....280.....8.8
Total.....106.....	380-685.....265-381.....1025.....9.7

t39. Jimmie Gilbert	1,025
Year	G..... FG-FGA..... FT-FTA..... Pts..... Avg.
1982-83.....31.....	73-138.....47-101.....231.....7.4
1983-84.....30.....	81-164.....78-132.....240.....8.0
1984-85.....30.....	59-115.....50-83.....168.....5.6
1985-86.....32.....	142-238.....102-154.....386.....12.1
Total.....123.....	355-655.....277-470.....1025.....8.3

41. Tony Milton	1,015
Year	G..... FG-FGA..... FT-FTA..... Pts..... Avg.
1988-89.....30.....	130-282.....102-151.....376.....12.5
1989-90.....31.....	239-496.....130-183.....639.....20.6
Total.....61.....	369-778.....132-334.....1015.....16.6

42. Elston Turner	1,003
Year	G..... FG-FGA..... FT-FTA..... Pts..... Avg.
2011-12.....32.....	150-369.....72-91.....442.....13.8
2012-13.....32.....	199-467.....89-105.....561.....17.5
Total.....64.....	349-836.....161-196.....1003.....15.7

500-Rebounds Club

1. Vernon Smith.....978

Year	G	Reb.	Avg.
1977-78	27	227	8.4
1978-79	33	269	8.1
1979-80	32	240	7.5
1980-81	27	242	8.9
Total	119	978	8.2

2. Winston Crite.....913

Year	G	Reb.	Avg.
1983-84	30	184	6.1
1984-85	30	245	8.2
1985-86	32	256	8.0
1986-87	31	228	7.4
Total	123	913	7.4

t3. Claude Riley.....870

Year	G	Reb.	Avg.
1977-78	27	227	8.4
1978-79	33	269	8.1
1979-80	32	240	7.5
1980-81	27	242	8.9
Total	121	870	7.2

t3. Rynn Wright.....870

Year	G	Reb.	Avg.
1977-78	26	168	6.5
1978-79	33	261	7.9
1979-80	34	240	7.1
1980-81	27	201	7.4
Total	120	870	7.3

5. Rudy Woods.....853

Year	G	Reb.	Avg.
1978-79	33	286	8.7
1979-80	34	259	7.6
1980-81	13	67	5.1
1981-82	31	241	7.8
Total	111	853	7.7

6. Joseph Jones.....843

Year	G	Reb.	Avg.
2004-05	31	225	7.3
2005-06	30	195	6.5
2006-07	34	230	6.8
2007-08	36	193	5.4
Total	131	843	6.4

7. Kourtney Roberson.....833

Year	G	Reb.	Avg.
2010-11	33	127	3.8
2011-12	9	44	4.9
2012-13	33	219	6.6
2013-14	34	230	6.8
2014-15	33	213	6.5
Total	142	833	5.9

8. Jimmie Gilbert.....803

Year	G	Reb.	Avg.
1982-83	31	181	5.8
1983-84	30	228	7.6
1984-85	30	160	5.3
1985-86	32	234	7.3
Total	123	803	6.5

9. John Beasley.....784

Year	G	Reb.	Avg.
1963-64	25	237	9.5
1964-65	24	261	10.9
1965-66	24	286	11.9
Total	73	784	10.8

10. Bryan Davis.....757

Year	G	Reb.	Avg.
2006-07	31	80	2.6
2007-08	36	178	4.9
2008-09	34	222	6.5
2009-10	34	277	8.1
Total	135	757	5.6

11. Tyler Davis.....753

Year	G	Reb.	Avg.
2015-16	36	224	6.2
2016-17	31	216	7.0
2017-18	35	313	8.9
Total	102	753	7.4

12. Jeff Overhouse.....739

Year	G	Reb.	Avg.
1970-71	26	225	8.7
1971-72	26	261	10.0
1972-73	26	253	9.7
Total	78	739	9.5

13. Ronnie Peret.....735

Year	G	Reb.	Avg.
1966-68	24	205	8.5
1967-68	24	267	11.1
1968-69	27	263	9.7
Total	75	735	9.8

14. Randy Knowles.....683

Year	G	Reb.	Avg.
1971-72	26	237	9.1
1972-73	26	251	9.7
1973-74	26	195	7.5
Total	78	683	8.9



VERNON SMITH
1977-81

A force around the basket, **Vernon Smith** is Texas A&M's all-time leading rebounder with 978. Throughout his four-year career, he averaged 8.2 rebounds per game.

He was inducted into the Texas A&M Athletics Hall of Fame in 2008.

15. Steve Niles..... 680

Year	G.	Reb.	Avg.
1968-69	27	182	6.7
1969-70	24	262	10.9
1970-71	26	236	9.1
Total	77	680	8.8

16. Damon Johnson..... 679

Year	G.	Reb.	Avg.
1991-92	17	131	7.7
1992-93	27	178	6.6
1993-94	30	135	4.5
1994-95	30	235	7.8
Total	104	679	6.5

17. Tyrece Radford..... 636

Year	G.	Reb.	Avg.
2021-22	40	249	6.2
2022-23	35	185	5.3
2023-24	31	202	6.5
Totals	106	636	6.0

18. Henry Coleman III 623

Year	G.	Reb.	Avg.
2021-22	39	243	6.2
2022-23	35	201	5.7
2023-24	32	179	5.6
Totals	106	623	5.9

19. Carroll Broussard 596

Year	G.	Reb.	Avg.
1959-60	24	175	7.3
1960-61	24	218	9.1
1961-62	24	203	8.5
Total	72	596	8.3

20. David Loubeau..... 581

Year	G.	Reb.	Avg.
2008-09	34	109	3.2
2009-10	34	161	4.7
2010-11	33	165	5.0
2011-12	32	146	4.6
Total	133	581	4.4

21. Savion Flagg..... 580

Year	G.	Reb.	Avg.
2017-18	30	103	3.4
2018-19	32	247	7.7
2019-20	30	154	5.1
2020-21	17	76	4.5
Total	109	580	5.3

22. George Mehaffey 576

Year	G.	Reb.	Avg.
1954-55	24	180	7.5
1955-56	23	188	8.2
1956-57	21	208	9.9
Total	68	576	8.5

Tyrece "Boots" Radford finished his career in the maroon and white as the program's only guard to accumulate more than 1,000 points and 600 rebounds after scoring 1,408 points and reeling in 636 boards in 106 games.



TYRECE RADFORD
2021-24

23. Billy Bob Barnett..... 570

Year	G.	Reb.	Avg.
1966-67	24	173	7.2
1967-68	24	159	6.6
1968-69	27	238	8.8
Total	75	570	7.6

24. Andy Slocum 553

Year	G.	Reb.	Avg.
2000-01	27	83	3.1
2001-02	23	147	6.4
2002-03	14	78	5.6
2003-04	28	245	8.8
Total	92	553	6.0

25. Ray Turner..... 536

Year	G.	Reb.	Avg.
2009-10	20	51	2.6
2010-11	32	102	3.2
2011-12	32	177	5.5
2012-13	33	206	6.2
Total	117	536	4.6

26. Robert Williams 530

Year	G.	Reb.	Avg.
2016-17	31	253	8.2
2017-18	30	277	9.2
Total	61	530	8.7

27. Tonny Trocha-Morelos..... 527

Year	G.	Reb.	Avg.
2014-15	29	57	2.0
2015-16	37	157	4.2
2016-17	31	160	5.2
2017-18	35	153	4.4
Total	132	527	4.0

28. Alex Caruso..... 513

Year	G.	Reb.	Avg.
2012-13	33	107	3.2
2013-14	34	122	3.6
2014-15	33	150	4.5
2015-16	37	134	3.6
Total	137	513	3.7

29. Wayne Lawrence..... 511

Year	G.	Reb.	Avg.
1957-58	23	171	7.4
1958-59	17	140	8.2
1959-60	24	200	8.3
Total	64	511	8.0

30. Mike Clifford..... 511

Year	G.	Reb.	Avg.
1983-84	27	81	3.0
1984-85	29	93	3.2
1985-86	31	111	3.6
1986-87	31	226	7.3
Total	118	511	4.3

31. Josh Carter..... 509

Year	G.	Reb.	Avg.
2005-06	31	84	2.7
2006-07	34	136	4.0
2007-08	36	142	3.9
2008-09	34	147	4.3
Total	135	509	3.8

250-Assists Club

1. Alex Caruso..... 649

Year	G.	Ast.	Avg.
2012-13	33	112	3.4
2013-14	34	170	5.0
2014-15	33	182	5.5
2015-16	37	185	5.0
Total	137	649	4.7

2. David Edwards..... 602

Year	G.	Ast.	Avg.
1991-92	28	160	5.7
1992-93	27	177	6.6
1993-94	30	265	8.8
Total	85	602	7.1

3. Bernard King..... 550

Year	G.	Ast.	Avg.
1999-00	28	114	4.1
2000-01	30	144	4.8
2001-02	30	142	4.7
2002-03	27	150	5.6
Total	115	550	4.8

4. Acie Law IV..... 545

Year	G.	Ast.	Avg.
2003-04	27	104	3.9
2004-05	31	153	4.9
2005-06	30	119	4.0
2006-07	34	169	5.0
Total	122	545	4.5

5. Dave Goff..... 535

Year	G.	Ast.	Avg.
1976-77	28	129	4.6
1977-78	27	126	4.7
1978-79	30	147	4.5
1979-80	34	133	3.9
Total	122	535	4.4

6. Todd Holloway..... 491

Year	G.	Ast.	Avg.
1983-84	29	100	3.5
1984-85	27	118	4.4
1985-86	32	161	5.0
1986-87	31	112	3.6
Total	119	491	4.1

7. Dominique Kirk..... 382

Year	G.	Ast.	Avg.
2004-05	31	67	2.2
2005-06	31	85	2.7
2006-07	34	102	3.0
2007-08	36	128	3.6
Total	132	382	2.9

8. Dash Harris..... 379

Year	G.	Ast.	Avg.
2008-09	34	67	2.0
2009-10	32	109	3.4
2010-11	33	101	3.1
2011-12	32	102	3.2
Total	124	379	3.1

9. Donald Sloan..... 370

Year	G.	Ast.	Avg.
2006-07	34	60	1.8
2007-08	36	123	3.4
2008-09	34	108	3.2
2009-10	34	79	2.3
Total	138	370	2.7

10. Wade Taylor IV..... 369

Year	G.	Ast.	Avg.
2021-22	40	87	2.2
2022-23	35	137	3.9
2023-24	36	145	4.0
Total	111	369	3.3

10. Tony Milton..... 368

Year	G.	Ast.	Avg.
1988-89	30	160	5.3
1989-90	31	208	6.7
Total	61	368	6.0

11. Freddie Ricks..... 346

Year	G.	Ast.	Avg.
1987-88	31	75	2.4
1988-89	30	82	2.7
1989-90	31	114	3.7
1990-91	17	75	4.4
Total	109	346	3.2

12. Kyle Kessel..... 344

Year	G.	Ast.	Avg.
1994-95	30	161	5.4
1995-96	27	183	6.8
Total	57	344	6.0

13. Darryl McDonald..... 295

Year	G.	Ast.	Avg.
1986-87	29	99	3.4
1987-88	31	196	6.3
Total	60	295	4.9

14. Reggie Roberts..... 260

Year	G.	Ast.	Avg.
1980-81	27	73	2.7
1981-82	31	87	2.8
1982-83	30	100	3.3
Total	88	260	3.0

15. Mike Clifford..... 254

Year	G.	Ast.	Avg.
1983-84	27	35	1.3
1984-85	29	52	1.8
1985-86	31	96	3.1
1986-87	31	71	2.3
Total	118	254	2.2



ALEX CARUSO
2012-16

Alex Caruso holds school records for career steals and assists and is also a member of Texas A&M's 1,000-points and 500-rebounds clubs.

100-Steals Club

1. Alex Caruso	276
Year.....G.....Stl.....Avg.	
2012-13.....33.....61.....1.8	
2013-14.....34.....69.....2.0	
2014-15.....33.....69.....2.1	
2015-16.....37.....77.....2.1	
Total.....137.....276.....2.1	

2. David Edwards	228
Year.....G.....Stl.....Avg.	
1991-92.....28.....79.....2.8	
1992-93.....27.....69.....2.6	
1993-94.....30.....80.....2.7	
Total.....85.....228.....2.7	

3. Todd Holloway	208
Year.....G.....Stl.....Avg.	
1983-84.....29.....56.....1.9	
1984-85.....27.....37.....1.4	
1985-86.....32.....60.....1.9	
1986-87.....31.....55.....1.8	
Total.....119.....208.....1.8	

4. Dave Goff	198
Year.....G.....Stl.....Avg.	
1976-77.....28.....38.....1.4	
1977-78.....27.....42.....1.6	
1978-79.....33.....59.....1.8	
1979-80.....34.....59.....1.7	
Total.....122.....198.....1.6	

5. Wade Taylor IV	175
Year.....G.....Stl.....Avg.	
2021-22.....40.....48.....1.2	
2022-23.....35.....61.....1.7	
2023-24.....36.....66.....1.8	
Total.....111.....175.....1.6	

6. Darryl McDonald	173
Year.....G.....Stl.....Avg.	
1986-87.....29.....83.....2.9	
1987-88.....31.....90.....2.9	
Total.....60.....173.....2.9	

7. Reggie Roberts	160
Year.....G.....Stl.....Avg.	
1980-81.....27.....31.....1.2	
1981-82.....31.....69.....2.2	
1982-83.....30.....60.....2.0	
Total.....88.....160.....1.8	

8. Acie Law IV	156
Year.....G.....Stl.....Avg.	
2003-04.....27.....34.....1.3	
2004-05.....31.....33.....1.1	
2005-06.....30.....50.....1.7	
2006-07.....34.....39.....1.2	
Total.....122.....156.....1.3	

9. Bernard King	152
Year.....G.....Stl.....Avg.	
1999-00.....28.....45.....1.6	
2000-01.....30.....44.....1.5	
2001-02.....30.....31.....1.0	
2002-03.....27.....32.....1.2	
Total.....115.....152.....1.6	

10. Dash Harris	140
Year.....G.....Stl.....Avg.	
2008-09.....34.....24.....0.7	
2009-10.....32.....44.....1.4	
2010-11.....33.....38.....1.2	
2011-12.....25.....34.....1.4	
Total.....124.....140.....1.1	

11. Freddie Ricks	137
Year.....G.....Stl.....Avg.	
1987-88.....31.....37.....1.2	
1988-89.....30.....31.....1.0	
1989-90.....31.....49.....1.6	
1990-91.....17.....20.....1.2	
Total.....109.....137.....1.3	

12. Admon Gilder	131
Year.....G.....Stl.....Avg.	
2015-16.....37.....34.....0.9	
2016-17.....31.....60.....1.9	
2017-18.....30.....37.....1.2	
Total.....98.....131.....1.3	

13. Rudy Woods	129
Year.....G.....Stl.....Avg.	
1978-79.....33.....45.....1.4	
1979-80.....34.....29.....0.9	
1980-81.....13.....13.....1.0	
1981-82.....31.....42.....1.4	
Total.....111.....129.....1.2	

14. Quenton Jackson	128
Year.....G.....Stl.....Avg.	
2019-20.....29.....36.....1.2	
2020-21.....18.....22.....1.2	
2021-22.....40.....70.....1.8	
Total.....87.....128.....1.5	

15. Dominique Kirk	127
Year.....G.....Stl.....Avg.	
2004-05.....31.....29.....0.9	
2005-06.....31.....44.....1.4	
2006-07.....34.....30.....0.8	
2007-08.....36.....24.....0.7	
Total.....132.....127.....1.0	

16. Joseph Jones	125
Year.....G.....Stl.....Avg.	
2004-05.....31.....23.....0.7	
2005-06.....30.....46.....1.5	
2006-07.....34.....39.....1.2	
2007-08.....36.....17.....0.5	
Total.....131.....125.....1.0	


17. Don Marbury	117
Year.....G.....Stl.....Avg.	
1984-85.....29.....54.....1.9	
1985-86.....32.....63.....2.0	
Total.....61.....117.....1.9	

18. Winston Crite	114
Year.....G.....Stl.....Avg.	
1983-84.....30.....26.....0.9	
1984-85.....30.....31.....1.0	
1985-86.....32.....32.....1.0	
1986-87.....31.....25.....0.8	
Total.....123.....114.....0.9	

t19. Bryan Davis	113
Year.....G.....Stl.....Avg.	
2006-07.....31.....11.....0.4	
2007-08.....36.....35.....1.0	
2008-09.....34.....23.....0.7	
2009-10.....34.....44.....1.3	
Total.....135.....113.....0.8	

t19Tony McGinnis	113
Year.....G.....Stl.....Avg.	
1991-92.....28.....19.....0.7	
1992-93.....27.....22.....0.8	
1993-94.....30.....29.....1.0	
1994-95.....30.....43.....1.4	
Total.....115.....113.....1.0	

21. B.J. Holmes	109
Year.....G.....Stl.....Avg.	
2007-08.....29.....8.....0.3	
2008-09.....34.....30.....0.9	
2009-10.....34.....28.....0.8	
2010-11.....33.....43.....1.3	
Total.....130.....109.....0.8	



Darryl "D-Mack the Playground King" McDonald posted 173 steals in just two seasons at Texas A&M, including a school-record 90 in 1987-88.

22. Henry Coleman III	103
Year.....G.....Stl.....Avg.	
2021-22.....39.....50.....1.3	
2022-23.....35.....30.....0.9	
2023-24.....32.....23.....0.7	
Totals.....106.....103.....0.9	

23. Andre Gordon	102
Year.....G.....Stl.....Avg.	
2019-20.....28.....24.....0.9	
2020-21.....18.....38.....1.0	
2021-22.....39.....45.....1.2	
2022-23.....35.....15.....0.4	
Total.....120.....102.....0.9	

100-Blocks Club

1. Winston Crite 200

Year	G	Blk	Avg
1983-84	30	28	0.9
1984-85	30	65	2.2
1985-86	32	45	1.4
1986-87	31	62	2.0
Total	123	200	1.6

2. Rudy Woods 192

Year	G	Blk	Avg
1978-79	33	65	2.0
1979-80	34	68	2.0
1980-81	13	14	1.1
1982-83	31	45	1.5
Total	111	192	1.7

3. Robert Williams 155

Year	G	Blk	Avg
2016-17	31	77	2.5
2017-18	30	78	2.6
Total	61	155	2.5

4. Bryan Davis 154

Year	G	Blk	Avg
2006-07	31	13	0.4
2007-08	36	37	1.0
2008-09	34	46	1.4
2009-10	34	58	1.7
Total	135	154	1.1

5. Jimmie Gilbert 145

Year	G	Blk	Avg
1982-83	31	63	2.0
1983-84	30	43	1.4
1984-85	30	20	0.7
1985-86	32	19	0.6
Total	123	145	1.2

6. Josh Nebo 124

Year	G	Blk	Avg
2018-19	30	69	2.3
2019-20	29	55	1.9
Total	59	124	2.1

7. Tyler Davis 117

Year	G	Blk	Avg
2015-16	36	41	1.1
2016-17	31	29	0.9
2017-18	35	47	1.3
Total	102	117	1.1

8. Calvin Davis 110

Year	G	Blk	Avg
1995-96	27	42	1.6
1996-97	27	38	1.4
1997-98	13	30	2.3
Total	67	110	1.6

9. David Harris 108

Year	G	Blk	Avg
1989-90	31	108	3.5
Total	31	108	3.5



ROBERT WILLIAMS
2016-18

A menace to opposing defenses, **Robert Williams** averaged 2.5 blocks per game in his 61-game career at Texas A&M. During his freshman season, he blocked 77 shots, and as a sophomore, Williams swatted 78, while helping the Aggies to a Sweet 16 berth.