



2024-25 TEXAS A&M BASKETBALL

G11: Indy Classic vs. #11/11 Purdue
Saturday, Dec. 14, 2024 | 11 a.m. (CBS)
Gainbridge Fieldhouse, Indianapolis (18,000 cap.)

G12: Houston Christian
Friday, Dec. 20, 2024 | 1 p.m. (SEC Network+)
Reed Arena, Bryan-College Station, Texas (12,989 cap.)

TWITTER: @AGGIEMBK /// INSTAGRAM: @AGGIEMBK /// FACEBOOK: /AGGIEMBK /// #GIGEM /// #getBETTER

2024-25 SCHEDULE

November

4 (Mon.)	at UCF (ESPN+)	L, 61-64
8 (Fri.)	EAST TEXAS A&M (SEC+)	W, 87-55
11 (Mon.)	LAMAR (SEC+)	W, 97-71
15 (Fri.)	#21/22 OHIO STATE (SEC Net)	W, 78-64
20 (Wed.)	SOUTHERN (SEC+)	W, 71-54
26 (Tue.)	\$ Oregon (TBS)	L, 70-80
27 (Wed.)	\$ #21/19 Creighton (MAX)	W, 77-73
30 (Sat.)	\$ Rutgers (TruTV)	W, 81-77

December

3 (Tue.)	& WAKE FOREST (ESPN2)	W, 57-44
8 (Sun.)	# vs. Texas Tech (ESPN2)	W, 72-67
14 (Sat.)	% vs. #11/11 Purdue (CBS)	11 a.m.
TV: Rich Waltz (PxP), Bill Raftery, Jay Wright (ANL), Jon Rothstein (REP) Radio: Andrew Monaco (PxP) + Dr. John Thornton (ANL) SiriusXM: Channel 81 (Texas A&M broadcast)		
20 (Fri.)	HOUSTON CHRISTIAN (SEC+)	1 p.m.
28 (Sat.)	ABILENE CHRISTIAN (SEC Network)	3 p.m.

January

4 (Sat.)	* TEXAS (SEC Network)	7 p.m.
8 (Wed.)	* at Oklahoma (SEC Network)	8 p.m.
11 (Sat.)	* ALABAMA (ESPN/2)	7 p.m.
14 (Tue.)	* at Kentucky (ESPN2)	6 p.m.
18 (Sat.)	* LSU (SEC NetworkU)	7:30 p.m.
22 (Wed.)	* at Ole Miss (ESPN2/U)	8 p.m.
25 (Sat.)	* at Texas (ESPN/2)	1:30 p.m.
28 (Tue.)	* OKLAHOMA (SEC Network)	8 p.m.

February

1 (Sat.)	* at South Carolina (SEC Network)	7:30 p.m.
8 (Sat.)	* at Missouri (SEC Network)	2:30 p.m.
11 (Tue.)	* GEORGIA (SEC Network)	8 p.m.
15 (Sat.)	* ARKANSAS (ESPN/2)	11 a.m.
18 (Tue.)	* at Mississippi State (SEC Network)	6 p.m.
22 (Sat.)	* TENNESSEE (ESPN/2)	11 a.m.
26 (Wed.)	* VANDERBILT (SEC Network)	6 p.m.

March

1 (Sat.)	* at Florida (SEC Network)	7:30 p.m.
4 (Tue.)	* AUBURN (ESPN/2/U)	6 or 8 p.m.
8 (Sat.)	* at LSU (SEC Network)	3 p.m.
12 (Wed.)	+ SEC Tournament	
20 (Thu.)	NCAA 1st/2nd Rounds (Site TBD)	
27 (Thu.)	NCAA Regionals (Site TBD)	

April

5 (Sat.)	NCAA Final Four (San Antonio, Texas)	
----------	--------------------------------------	--

* - SEC Game
\$ - Players Era Festival (Las Vegas, Nev.)
& - SEC-ACC Challenge
- USLBM Coast to Coast Challenge (Dickies Arena, Fort Worth)
% - Indy Classic (Gainbridge Fieldhouse, Indianapolis, Ind.)
+ - SEC Tournament (Bridgestone Arena, Nashville, Tenn.)
\$ - NCAA 1st/2nd Rounds

NEXT UP:

PURDUE BOILERMAKERS

RECORD: 8-2 (1-1 vs. Big Ten)
CONFERENCE: Big Ten
RANKING: 11 (AP) / 11 (Coaches) / #28 (NET)
LAST GAME: Dec. 8, 2024
at Purdue 83, Maryland 78
HEAD COACH: Matt Painter (21st season)

	NET	RPI	KenPom	KPI	Torvik	BPI	SOR	Q1	Q2	Q3	Q4
P	28	7	18	10	17	18	10	3-2	0-0	2-0	3-0
ATM	32	16	23	16	16	24	21	2-1	2-1	1-0	3-0

TEXAS A&M AGGIES



RECORD: 8-2
CONFERENCE: Southeastern (SEC)
RANKING: #17 (AP) / #18 (Coaches) / #32 (NET)
LAST GAME: Dec. 8, 2024
Texas A&M 72, Texas Tech 67 (Fort Worth)
HEAD COACH: Buzz Williams (6th season)

NEED-TO-KNOWS

- The Aggies' matchup with Purdue is the team's eighth game vs. power conference programs in the non-conference slate, which is the most of any team in the current edition of the AP Top 25.
- Texas A&M's 2024-25 non-conference schedule features four Big Ten opponents (Ohio State, Oregon, Rutgers, Purdue), two from the Big 12 (UCF and Texas Tech) and one from the ACC (Wake Forest) and Big East (Creighton).
- The Aggies' non-conference strength of schedule is No. 9 among power conference teams in KenPom's non-conference SOS rating.
- Texas A&M has limited all 10 opponents to below their current season-long FG%.
- Last season's NCAA leaders in offensive rebounds/G (17.4) are back at the top of the leaderboard at 17.2/G. The Aggies also sit atop KenPom's offensive rebound % standings at 43.3%.
- A&M has been out-rebounded just once this season - 42-35 by Rutgers (11/30). The Aggies have won the rebound battle by at least six in eight of 10 games and own a 9.2/G rebound margin for the season.

- The +/- numbers indicate the play of **Andersson Garcia** and **Solomon Washington** has been instrumental to the Aggies' current four-game win streak. Garcia posted team-high +/- vs. Creighton (+10), Rutgers (+12) and Wake Forest (+24), while Washington dropped a +20 vs. Texas Tech.
- On a team that is shooting 41.2% from the field (37.9% from its starters), the bench has been instrumental to its 8-2 record with a 46.6 FG% and an average of 31.1 points/game.
- Henry Coleman III** leads the SEC and ranks in a tie for No. 23 nationally with 3.5 offensive rebounds/G. Among D1 players averaging less than 23:00 minutes/G, HCIII ranks No. 3 nationally.
- Wade Taylor IV** is the only Aggie to have reached double-digit scoring in every game this season. His current 2.1 assist/turnover ratio is well ahead of the 1.4 ratio for his first three seasons.
- The Aggies' two lowest shooting games in 2024-25 (32.4% vs. Oregon, 36.5% at UCF) resulted in losses.
- Since a season-low 53.8 FT% vs. Southern (11/20), the Aggies have put together five straight games of 69.6% or higher (74.2% cumulative).

MOST RECENT STARTING 5:



ZHURIC PHELPS 1
G | Sr.-TR | 6-4 | 190
Midland, Texas



HAYDEN HEFNER 2
G | Gr.-4L | 6-6 | 190
Nederland, Texas



WADE TAYLOR IV 4
G | Gr.-3L | 6-0 | 180
Dallas, Texas



SOLOMON WASHINGTON 9
F | Jr.-2L | 6-7 | 220
New Orleans, La.



HENRY COLEMAN 15
F | Gr.-3L | 6-8 | 250
Richmond, Va.

AGGIES IN INDI

The Aggies face No. 11 Purdue in the early game of the 2024 Indy Classic at the home of the Indiana Pacers, Gainbridge Fieldhouse.

- The Aggies are 2-1 vs. Big Ten opponents this fall with wins over Ohio State and Rutgers and a loss to Oregon.
- The two teams have played just four previous games with the Boilermakers holding a 3-1 advantage. In the most recent meeting, Purdue, led by current Boiler head coach Matt Painter, defeated the Mark Turgeon-led Aggies, 63-61, in overtime in the second round of the 2010 NCAA Tournament in Spokane, Washington. Texas A&M's lone victory was a 71-64 outcome in 2001 with Melvin Watkins' Aggies taking down Gene Keady's Boilermakers in the Las Vegas Classic.
- The Aggies have played in Indianapolis three times previously with losses to Indiana (90-55 in 1974) and Duke (58-51 in 1987 NCAA Tournament) and a win over Loyola-Chicago (64-61 in 1989). Current Texas A&M Radio Network hoops analyst Dr. John Thornton was either a player or coach at all three games.

STATISTICAL COMPARISON

Statistic	Purdue	Texas A&M
FGM	26.6	25.2
FGA	53.4	61.1
FG%	.498	.412
3PM	8.4	6.9
3PA	20.6	23.0
3P%	.408	.300
FTM	16.7	17.8
FTA	23.3	25.6
FT%	.717	.695
Off. Rebounds	8.8	17.2
Def. Rebounds	25.2	25.9
Rebounds	34	43.1
Assists	17.3	12.5
Steals	5.0	7.3
Blocks	2.2	4.1
Turnovers	12	12.2
Points	78.3	75.1

DEFENSIVE MINDED

Texas A&M has held every opponent under its current season-long FG% and only one opponent has made more than 25 FGs (28 by Rutgers).

Aggies Putting Clamps on Opponent FG%

Date	Opponent (Rk.)	Season FG%	FG% vs. A&M
11/4	at UCF	.420	.340 (17-50)
11/8	East Texas A&M	.412	.385 (20-52)
11/11	Lamar	.461	.375 (24-64)
11/15	Ohio State (21)	.503	.339 (20-59)
11/2	Southern	.470	.389 (21-54)
11/26	vs. Oregon	.456	.455 (25-55)
11/27	vs. Creighton(21)	.472	.383 (23-60)
11/30	vs. Rutgers	.457	.412 (28-68)
12/3	Wake Forest	.416	.283 (17-60)
12/8	vs. Texas Tech	.510	.451 (23-51)

OFFENSIVE GLASS EATERS

For the second straight year, Texas A&M leads D1 with an average of 17.2 offensive rebounds/G.

- Texas A&M has pulled down 12 or more offensive caroms in every game this season and earned an offensive rebound advantage in eight of 10 games.
- Models of consistency, the Aggie glass eaters have pulled down double-digit offensive rebounds in 48 of their last 50 games dating back to March of 2023.
- Since the arrival of offensive rebounding stalwarts **Andersson Garcia** and **Solomon Washington** in 2022-23, Texas A&M averages a D1-best 15.2 O-rebounds/G and has logged 10+ O-Rebs in 71 of 81 games.

2024-25 D1 Offensive Rebounds Leaders

School	Off-Reb./G
Texas A&M	17.2
Iona	16.5
Eastern Kentucky	16.4
Tennessee State	16.2
Arizona	15.8

2024-25 Offensive Rebounding % Leaders

(Source: KenPom.com)

School	OR%
Texas A&M	43.3
Utah State	42.5
Milwaukee	42.3
Georgia	42.2
Idaho State	41.9

AGGIES VS. AP TOP 25

The Aggies counter the No. 11 Boilermakers with a roster full of players with proven success against AP Top 25 teams.

- Henry Coleman III** and **Wade Taylor IV** have logged a program-record 12 victories (against 13 losses) over AP Top 25 opponents with **Hayden Hefner** right behind with 11 wins.
- Solomon Washington** and **Andersson Garcia** are the only players in school history with a winning percentage of above 50.0% vs. ranked teams (min. 10 games) -- .533 (8-7) by Washington and .529 (9-8) by Garcia.

Current Roster vs. AP Top 25 Opponents

Player, Years (Seasons)	W-L	Pct.
Henry Coleman III, 2021-Pres. (4)	12-13	.480
Wade Taylor IV, 2021-Pres. (4)	12-13	.480
Hayden Hefner, 2020-Pres. (5)	11-15	.423
Andersson Garcia, 2022-Pres. (3)	9-8	.529
Manny Obaseki, 2021-Pres. (4)	9-13	.409
Solomon Washington, 2022-Pres. (3)	8-7	.533
Jace Carter, 2023-Pres. (2)	4-7	.364

TURKEY TALK

In Aggie Basketball vernacular, three defensive stops in a row is termed a "turkey." When the Aggies have tallied at least five turkeys this season, they have posted an 8-1 record.



RECENTLY...

RENEWED RIVALRY

- Texas A&M and Texas Tech met for the first time in over a decade (since 2012) with the Aggies emerging victorious in a neutral-site matchup in Fort Worth (12/8) in a renewal of one of A&M's most-played rivalries (127 meetings). **Wade Taylor IV** was named the US LBM Coast-to-Coast Player of the Game.

DEFENSIVE VS. DEACONS

Texas A&M limited Wake Forest to just 44 points in the SEC/ACC Challenge on 12/3.

- It was the first time Texas A&M had held a power conference opponent to fewer than 50 points since Buzz Williams' first season when the Aggies beat Ole Miss, 57-47, on Jan. 7, 2020.
- It was the fewest points allowed to a power conference team since the 2016-17 Aggies beat Missouri, 60-43, on Feb. 28, 2017.
- It was the first time the Aggies have held a non-conference opponent from a power conference under 50 points since Shelby Metcalf's 1978-79 team beat Bobby Knight's No. 10-ranked Indiana squad, 54-49, in the first round of the Sea Wolf Classic in Anchorage, Alaska.

PLAYERS ERA REVIEW

Texas A&M went 2-1 in the inaugural Players Era Festival in Las Vegas, falling to eventual champion Oregon (80-70) in the first game before battling to hard-fought victories over No. 21 Creighton (77-73) and Rutgers (81-77).

- Wade Taylor IV** was named to the All-Tournament team after averaging 19.0 points/G with 13 assists and 11 rebounds.
- Henry Coleman III** was the leading rebounder at 7.3/G while also chipping in 11.3 points/G. He hit 14-of-18 FGA (.778) and was 6-of-7 on FTA.
- Also averaging 10+ points/G was **Zhuric Phelps** (11.7), including a season-high 20 vs. UO.
- The Aggies failed to hold a 10-point second-half lead against UO, but overcame nine-point deficits against CU and RU.
- All three games were one-possession contests after the under-4 timeout in the second half: Aggies and Ducks were tied 70-70 with 2:21 remaining; Creighton led 70-69 with :58 remaining; Rutgers led 77-76 with 3:10 remaining.

100 W's X THREE

With the Aggies' 77-73 win over Creighton, **Buzz Williams** earned his 100th win at Texas A&M.

- He joins Tennessee's Rick Barnes as the only head coaches to win 100+ games at three power conference schools. Williams won 139 games at Marquette/Big East (2008-14) and 100 exactly at Virginia Tech/ACC (2014-19).



TRANSLATING BUZZ

Brent Williams, also more commonly known as "Buzz," refers to many of his players by a nickname. Here's a handy guide:

Henry Coleman = 'Hank' or 'Hen'

Hayden Hefner = 'H'

Andersson Garcia = 'Andy'

Jaelyn Lee = 'J-Lee'

Chris McDermott = 'C-Mac'

Andre Mills = 'Dre'

Manny Obaseki = 'Mo'

Pharrel Payne = 'Gochi' (middle name)

Zhuric Phelps = 'Zoo'

Janusz Ratowski = 'Rato' or 'JR'

Wade Taylor = '4'

Solomon Washington = 'Solo' or 'So'

COLEMAN PROVIDES SPARK

Veteran Henry Coleman III started the season as a sparkplug off the bench but entered the starting lineup when the Aggies began their current four-game winning streak.

- Coleman has been crashing the offensive glass to the tune of 3.5/G, which ranks tNo. 23 nationally among all players.
- Among D1 players averaging less than 23:00 minutes/G, Coleman ranks No. 3 nationally in offensive rebounds/G.
- Of HCIII's 63 total rebounds, 55.5% have come off the offensive glass.

2024-25 DI Off. Rebounds Leaders

(While averaging less than 23:00 min./G)

Player, School	Min	Off. Rebs/G
Tobe Awaka, Arizona	18.6	4.1
Sasa Ciani, UIC	20.6	4.1
Henry Coleman III, Texas A&M	22.1	3.5
Josiah Harris, Radford	20.7	3.5
Keba Keita, BYU	19.4	3.4

ONE-POSSESSION GAMES

Similar to 2023-24, Texas A&M has already been involved in multiple games that were one-possession contests after the under-4:00 media timeout in the second half.

Texas A&M in Tight Games in 2024-25

Opponent (Date)	Score	Time	Result
at UCF (11/4)	A&M led 61-60	1:31	L, 61-64
vs. Oregon (11/26)	70-70 tie	2:21	L, 70-80
vs. Creighton (11/27)	CU led 70-69	:58	W, 77-74
vs. Rutgers (11/30)	RU led 77-76	3:10	W, 81-77
vs. Texas Tech (12/8)	A&M led 64-61	:50	W, 72-67

CHASE FOR WADE2K

Wade Taylor IV, or "4" as he is known to head coach Buzz Williams, already owns over a dozen school records and has another 30 or so school or SEC records within reach, but the crown jewel is the coveted scoring record and the possibility of becoming the first 2,000-point scorer in school history.

- The current all-time leading scorer is Texas A&M Athletics Hall of Famer **Bernard King**, who led the Aggies in scoring for four straight years and fell just shy of 2,000 with 1,990 points from 1999-2003.

4's Chase for 2,000 Points

1. Bernard King	1999-03	1,990
2. Vernon Smith	1977-81	1,778
3. Wade Taylor IV	2021-Pres.	1,749
4. Joseph Jones	2004-08	1,679
5. Acie Law IV	2003-07	1,669

NOTABLE ABOUT TAYLOR IV

- What They're Saying: *"He is a BUCKET."* - Rich Hollenberg, ESPN
- What They're Saying: *"You wonder how deep that was? That was All-American deep right there."* - Mike O'Donnell, ESPN
- What They're Saying: *"We've seen him makes threes, we've seen him drop dimes and now we've seen truly winning plays from the All-American."* - Mike O'Donnell, ESPN
- Wade Taylor IV is the lone DI player to log 500+ points, 100+ assists and 60+ steals the past two seasons.
- Taylor is the SEC's only active 6-foot and under player with 300+ rebounds for his career. He is one of eight from Power 5 schools and one of five that have hit the plateau in four seasons.
- Taylor set a school record with 98 3-pointers in 2023-24 and ranked No. 2 in the SEC in 3-pointers.
- Taylor owns the single season school record for free throw percentage (.878 in 2022-23) and is the current leader for career percentage at .847.
- Taylor become the third player in school history to post consecutive seasons of 500-plus points with 572 in 2022-23 and 687 in 2023-24. He joined Bernard King (2001-02, 2002-03), John Beasley (1964-65, 1965-66) and Bennie Lenox (1962-63, 1963-64)
- Taylor and King are the only players in school history to post consecutive seasons with 500-plus points and 100-plus assists.
- With 687 points, 145 assists, 125 rebounds and 66 steals in 2023-24, Taylor became the second player in school history to reach 600/100/100/50 plateaus in points, assists, rebounds and steals in a season, joining Don Marbury in 1985-86. He was one of 10 DI players to reach the statistical plateaus in 2023-24 (five from Power 5 conferences)
- Since the Aggies joined the SEC in 2012-13, there have been just nine players to reach the milestone.



TEXAS A&M QUICK FACTS

Location	Bryan-College Station, Texas 77842
Founded	1872 (opened 1876)
Enrollment	79,105 (Fall 2024)
Nickname	Aggies
Colors	Maroon and White
Conference	Southeastern
Home Court	Reed Arena (12,989)
Chancellor	John Sharp (Texas A&M '72)
President	General (Ret.) Mark A. Welsh III (U.S. Air Force Academy '76)
Dir. of Athletics	Trev Alberts (Nebraska '93)
Faculty Ath. Rep.	Paul J. Batista, JD (Trinity '73)
Head Coach	Buzz Williams (Oklahoma City '94)
Assoc. Head Coach	Devin Johnson (UNO '08)
Assistant Coaches	Lyle Wolf (Transylvania '10) Steve Roccaforte (Lamar '89) Vince Walden (Longwood '01)
Special Asst to HC	Dale Layer (Eckerd College '80)
Dir. of Operations	Grant Hendrix (Auburn '17)
Dir. of Sport Perf.	Steve Gephardt (Arizona St. '04)
Dir. of Scouting	T.J. Ryan (Franklin College '18)
Dir. of Player Relations	Antonio McKenzie (UNT '04)
Sr. Assoc. AT	Eddie Benion (Missouri '95)
Admin. Coor.	Landry Moffett (Texas A&M '22)
Program Aide	Wabissa Bede (Virginia Tech '20)
Graduate Assistants	Shane Sinon (Liberty '22) Jelani Spain (Texas A&M '24)
2023-24 Record	21-15 9-9 SEC (t7th)
Home: 10-5 Away: 6-6 Neutral: 5-4	
Lettermen Returning/Lost	8/5
Starters Returning/Lost	4/1
2024 Postseason	NCAA Tournament (9-seed)

COMMUNICATIONS

Brad MarquardtAsst. AD/Communications
EmailBMarquardt@athletics.tamu.edu
Cell.....979.229.8651

Nick HawthornStudent Assistant (MBB Comms)

For credentials, go to:

SEC Online Credentials System
www.sportssystem.com/seccredentials



"BIG D" GUARD TRIO

The addition of Zhuric Phelps has given the Aggies a trio of senior guards hailing from the Dallas area - Phelps (Duncanville HS), Manny Obaseki (John Paul II HS in Plano) and Wade Taylor IV (Lancaster HS).

- Phelps joined the Aggies after three seasons at SMU, where scored 1,000+ points.
- Obaseki and Taylor were members of Texas A&M's early signing class in November of 2020.

TRANSFER IMPACT

The Aggies added a trio of transfers in the off-season and all three have impacted the lineup.

- Minnesota transfer **Pharrel Payne** has started six games, while SMU transfer **Zhuric Phelps** has started every game after missing the season opener due to a preseason injury.
- Payne is the team's No. 2 shot blocker (0.9), while Phelps leads in steals (2.2) and ranks No. 2 in scoring (13.0).
- Nebraska transfer C.J. Wilcher is one of first reserves off the bench and ranks second on the team in 3-pointers (11-of-32).

WEARING THE GRAD PATCH

Five Aggies have earned their bachelor's degrees and wear the coveted SEC Graduate patch in 2024-25.

- Andersson Garcia** received his bachelor's degree in Recreation, Parks and Tourism at Texas A&M's Fall 2024 Commencement on Dec. 12.
- Players with their degrees entering the season were **Henry Coleman III** (University Studies), **Hayden Hefner** (Marketing), **Wade Taylor IV** (University Studies) and **CJ Wilcher** (Child, Youth & Family Studies).

RETURNING FIREPOWER

With seven of the top eight players in terms of minutes-played returning in 2024-25, the Aggies have an uncommon percentage of returning points, rebounds, assists, steals and blocks.

- Last year's team leader in every statistical category across the board returns in 2024-25.

Back For More in 2024-25

Statistic	2023-24 Total	Returning	Pct.
Points	2,736	2,105	76.9%
Assists	412	318	77.2%
Rebounds	1,541	1,233	80.0%
Steals	250	224	90.0%
Blocks	107	82	76.6%

EXPERIENCED AGGIES

Texas A&M has an uncommon amount of players with extensive starting experience.

- Aggies with more than 20 career collegiate starts are: **Wade Taylor IV** (93 games), **Henry Coleman III** (87), **Jace Carter** (69 total, 22 at A&M), **Zhuric Phelps** (71 total, 8 at A&M), **Solomon Washington** (34), **Pharrel Payne** (29 total, 6 at A&M), **CJ Wilcher** (1 at Xavier, 28 at Nebraska) **Hayden Hefner** (26) and **Manny Obaseki** (25).

COLLEGE STATION CONTINUITY

Texas A&M Basketball is an outlier in collegiate landscape where roster movement among players and coaches is common.

- Among the 12 players that saw action for the Aggies in 2023-24, only one player that didn't finish his eligibility isn't back in 2024-25.
- Texas A&M's coaching staff has remained unchanged except for internal promotions for the past three seasons.
- Buzz Williams' staff has a combined 107 years together, led by associate head coach Devin Johnson's 14 seasons on Team Bus #1. Others with double-digit years of service with Williams are: Lyle Wolf (13), Dale Layer (12) and Josh Chambers (10).

DOMINICAN RODMAN

Drawing comparisons to former NBA great **Dennis Rodman** for his tenacious defense and rebounding prowess, senior F **Andersson Garcia** emerged as the SEC's top rebounder and one of the nation's best on the offensive glass in 2023-24.

- What They're Saying: *"All he does is eat glass."* - Rich Hollenberg, ESPN
- What They're Saying: *"Andersson Garcia is the Dennis Rodman of college basketball - rebounding at an elite level, shot-blocking at an elite level, and hustle at an elite level."* - Mike O'Donnell, ESPN
- What They're Saying: *"Andersson Garcia may have the biggest hands of any human being I've ever seen. Look at those mitts on this kid. Holy cow! (Shaking his hand) would be like sticking your hand inside a first baseman's mitt, I'm telling you, those are freakishly big hands."* - Reid Gettys, ESPN
- Named to the SEC's All-Defensive Team last season, the 6-foot-7 Garcia ranked behind only 7-foot-4 **Zach Edey** of Purdue in offensive rebounds/G at 4.6 to 4.3.

2023-24 DI Offensive Rebounds Leaders

Player, School	Off-Reb./G
Zach Edey, Purdue	4.6
Andersson Garcia, Texas A&M#	4.3
Drew Cisse, Western Illinois	4.3
Juslin Bodo Bodo, High Point#	4.2
Isaiah Cozart, Eastern Kentucky	4.1

- Returning in 2024-25

NOTABLE ABOUT GARCIA

- The gregarious Garcia often celebrates a home victory by joining the trumpet section in the **Hullabaloo Band** for a faux-playing of the Aggie War Hymn (his lips don't actually touch the trumpet).
- Perhaps enhanced by English being his second language, Garcia owns the team's most spot-on impression of Buzz Williams.

- Nicknamed "Andy" by **Buzz Williams**, Texas A&M's student section makes "Andy's Coming" posters in honor of the Dominican Republic native. Garcia has embraced the famous phrase from the Disney/Pixar movie **Toy Story** by dropping to the ground like a lifeless toy when he draws a charge in the lane.
- According to a feature in **HoopsHQ** by **Chris Dortch**, Garcia shot a minimum of 500 3-pointers and up to 2,000 per day last summer. Over one particularly prolific month, Garcia hoisted 22,000 shots from beyond the arc.
- Since Aggie women's hoops coach **Joni Taylor** orchestrates an annual "Bike Build" campaign for local youths, there are often youth-sized bikes around Reed Arena. Occasionally, the lanky Garcia makes his entrance to practice or shootaround on a ridiculously tiny bike.

SCORING THE BALL

Texas A&M's Active Career Points Leaders

Player	Points	Years
Wade Taylor IV	1,749	4th
Zhuric Phelps	1,254	4th
Henry Coleman III	1,151	5th
Jace Carter	961	4th
CJ Wilcher, Xavier	857	5th

REBOUNDING THE BALL

Texas A&M's Active Career Rebounds Leaders

Player	Points	Years
Henry Coleman III	712	5th
Andersson Garcia	702	5th
Jace Carter	530	4th
Pharrel Payne	391	3rd
Zhuric Phelps	342	4th

PRESEASON PROGNOSTICATIONS

Texas A&M was ranked No. 13 in the preseason edition of the Associated Press Top 25 poll. It matches the highest preseason AP Top 25 ranking for the Aggies in program history. The 2006-07 Aggies, who advanced to the Sweet 16, were also ranked No. 13 in the preseason poll.

- The Aggies were one of nine SEC teams in the AP Top 25, joining No. 2 Alabama, No. 11 Auburn, No. 12 Tennessee, No. 16 Arkansas, No. 19 Texas, No. 21 Florida, No. 23 Kentucky and No. 24 Ole Miss.
- The Aggies were projected to place fifth in the SEC in 2024-25 by a vote of the SEC beat media, behind Alabama, Auburn, Tennessee and Arkansas.
- Preseason honors for **Wade Taylor IV** - 1st Team All-SEC (Media & Coaches); 2nd Team All-America (Jay Bilas/ESPN, Blue Ribbon); 3rd Team All-America (CBSSports.com, Jon Rothstein/CollegeHoopsToday.net, John Fanta/FoxSports.com); Bob Cousy Point Guard of the Year watch list; NABC D1 Player of the Year watch list



FILLING THE BOXSCORE

Wade Taylor IV was the nation's leading scorer last season among players with at least 140 assists and 65 steals.

Leading NCAA T Scorers w. 140+ Assists, 65+ Steals

Player, School	Pts./G	Ast.	Stl.
Wade Taylor IV, Texas A&M#	19.1	145	66
Judah Mintz, Syracuse	18.8	142	67
Shahada Wells, McNeese	17.8	155	98
Kadary Richmond, Seton Hall#	15.7	180	75
Jimmy Clark III, Duquesne	15.0	142	87

- Returning in 2024-25

AT HIS BEST AGAINST THE BEST

Among DI players with 10 or more games vs. AP Top 25 teams in 2023-24, Wade Taylor IV ranked No. 3 with a 22.2 scoring average.

- Taylor and Dalton Knecht of Tennessee were the only D1 players with four 30-point games vs ranked teams in 2023-24.

2023-24 DI Scoring Leaders vs. AP Top 25 Teams

(Min. 10 Games)

Player, School	Gm.	Pts./G
Zach Edey, Purdue	11	25.5
Dalton Knecht, Tennessee	12	24.3
Wade Taylor IV, Texas A&M	10	22.2
Mark Sears, Alabama	11	21.5
Walter Clayton Jr., Florida	10	19.8

Taylor IV vs. AP Top 25 Teams (2023-24)

Opponent (Date)	Pts.	Rebs.	Asts.
vs. #19 FAU (11/24)	35	3	5
vs. #4 Houston (12/16)	34	3	4
at #16 Auburn (1/9)	8	3	1
#6 Kentucky (1/13)	31	6	5
#6 Tennessee (2/10)	25	3	7
at #15 Alabama (2/17)	10	5	3
at #5 Tennessee (2/24)	11	1	5
#18 South Carolina (2/28)	15	3	4
#9 Kentucky (3/15)	32	2	3
#2 Houston (3/24)	21	7	3

MANNY IN MARCH

Manny Obaseki's addition to the starting lineup on March 2, 2024 proved to be a boon to the Aggies' fortunes as they rolled five straight wins, including four away from Reed Arena, to solidify their place in the NCAA Tournament field.

- In fact, Obaseki's addition may have saved the Aggies' season since the team was mired in a five-game losing streak before he re-joined the starting lineup.
- His start on 3/2 marked his first return to the starting lineup since the NIT Championship game in 2022 -- a span of 63 games.
- Prior to 3/2, Obaseki had seen 20 or more minutes of action just three times and only once during SEC play (20 minutes vs. Tennessee).
- Averaged 16.5 points and hit 54.5% of his 3-point tries while starting the final eight games of the season

Obaseki's Impact on the Aggies

Date	Opp.	FG/FGA	3FG-FGA	Reb.	Pts.
3/2/24	@UGa	4-10	2-3	5	12
3/6/24	MissSt	6-12	3-3	3	17
3/9/24	@Miss	9-14	5-3	1	25
3/14/24	*Miss	5-12	2-2	1	12
3/15/24	*Kty(9)	6-12	1-4	3	17
3/16/24	*Fla	4-9	2-4	5	12
3/22/24	+Neb	8-17	3-5	3	22
3/24/24	+UH	5-14	1-2	3	15
Averages		.470	.545	3.0	16.5

* - SEC Tournament + - NCAA Tournament

SOLO SURGE

Solomon Washington became a regular starter in the Aggies' lineup in mid-January last season and closed the month of March on a heater.

- Generally one of the top reserves off the bench for the first 1.5 seasons at Texas A&M, Washington took over the starting role at forward when Henry Coleman III suffered an injury against Kentucky (1/13).
- In the month of March, Washington averaged:
 - 2.0 blocks/G – No. 3 among SEC players
 - 8.0 rebounds/G – No. 4 among SEC players
 - 2.8 offensive rebounds/G – No. 5 among SEC players
 - 1.25 steals/G – tNo. 9 among SEC players
 - 10.9 points/G – No. 20 among all SEC players
 -Additionally, he swatted a career-high 4 blocks vs. Nebraska, which was a Texas A&M record at the NCAA Tournament

CRASHING THE GLASS

With 10 games with 20 or more offensive rebounds last season, Texas A&M's 17.4 offensive rebounds/game ranked No. 1 nationally by a significant margin.

- The Aggies averaged over 2.0 more offensive rebounds/game than any other DI team (No. 2 South Carolina State averaged 14.9/G).
- In 10 games vs. AP Top 25 teams, the Aggies averaged 18.3 offensive rebounds.
- Texas A&M stood atop KenPom's offensive rebounding percentage at 42.3 which is over 2.0% higher than any other DI team.

Texas A&M's 20+ O-Rebounding Games in 2023-24

Opponent (Date)	O-Rebounds
Prairie View A&M (12/30)	29
Oral Roberts (1/17)	28
vs. #2 Houston (3/24)	26
at #15 Alabama (2/17)	26
#6 Kentucky (1/13)	*25 (OT)
vs. #19 FAU (11/24)	22
HCU (12/22)	22
vs. Ole Miss (3/14)	21
at LSU (1/20)	21
Arkansas (2/20)	20

* - 21 in regulation

CAREER MILESTONES WATCH

- With his next 3-pointer, Wade Taylor IV joins Josh Carter as the program's only players to reach the 250 plateau.
- Taylor needs 30 points to move past Hall of Famer Vernon Smith into second on the career scoring list.

AGGIES NEVER GAVE UP

The 2023-24 Aggies rallied from a trio of 20-point deficits to at least a tie last season, including the largest comeback for a win in school history - the Aggies rallied from 21 points down to beat Iowa State, 73-69, in the 3rd-place game of the ESPN Event Invitational.

- The Aggies displayed the ability to rally from a large deficit this season as the Maroon & White erased a 16-point hole against Southern en-route to a 71-54 win at Reed Arena on 11/2024.
- The Aggies rallied from a 21-point deficit against then No. 4 Houston on 12/16/23 to tie the game at 63-63 at the 1:30 mark, but the Cougars prevailed 70-66 at the Toyota Center in the Halal Guys Showcase.
- On the road against Arkansas on 1/16/2024, the Aggies found themselves in a 20-point hole with just over 6:00 remaining in the first half. Behind Wade Taylor IV's career-high 41 points, the Aggies rallied to take a one-point lead with :07 remaining but UA's Tramon Mark responded with a game-winner at the buzzer.
- Against No. 18 South Carolina, the Aggies used a 17-2 run to erase a 13-point deficit and take the lead with less than nine minutes remaining.
- The Aggies trailed Houston by as many as 13 points, and by 10 with 1:24 remaining, in their second round matchup in the 2024 NCAA Tournament, but rallied to force overtime on Andersson Garcia's buzzer-beating 3-pointer.

TEXAS A&M'S BIGGEST RALLIES

Deficit	Score (Time)	Opponent (Date)	Result
21	35-14 (2:44 1H)	vs. Iowa State (11/26/2023)	W, 73-69 <i>(16-0 run from 2:44 of 1st to 18:18 of 2nd narrows deficit to 5 points)</i>
21	53-32 (15:39 2H)	vs. Houston (12/16/2023)	L, 70-66 <i>(Aggies tie game at 63-63 at 1:30 mark, but can't surpass Cougars)</i>
20	34-14 (6:07 1H)	at Arkansas (1/16/2024)	L, 78-77 <i>(Aggies take lead with :07 remaining, ARK's T. Mark hits game-winner)</i>
18	48-30 (14:23 2H)	at Nebraska (02/24/2009)	W, 57-55 <i>(Buzzer beater by Josh Carter for win)</i>
17	53-36 (14:55 H)	vs. Virginia Tech (11/25/2016)	W, 68-65 <i>(DJ Hogg's 3 puts Aggies ahead by one, 2-pointer provides winning margin)</i>
17	(2H)	at Penn State (01/02/2005)	W, 62-60 <i>(Acie Law hits two free throws for winning margin)</i>
16	37-21 (1:32 1H)	Southern (11/20/2024)	W, 71-54 <i>(Down 14 at half, Aggies use second-half 18-0 run to win comfortably)</i>
15	27-12 (9:04 1H)	NW St. (12/27/2022)	W, 64-52 <i>(Aggies whittle deficit to five points by halftime, win comfortably)</i>



THIN MARGINS

The margin was thin in multiple games for the Aggies last season with 16 contests being tied or a one-possession game after the under 4:00 media timeout.

Texas A&M in Tight Games in 2023-24

Opponent (Date)	Score	Time	Result
vs. Houston (3/24)	86-86 tie	0:00	L, 95-100 ot
vs. Ole Miss (3/14)	A&M led 61-58	2:16	W, 80-71
Mississippi St. (3/6)	A&M led 72-69	1:35	W, 75-69
South Carolina (2/28)	68-68 tie	:09	L, 68-70
Arkansas (2/20)	ARK led 61-58	2:44	L, 71-78
at Vanderbilt (2/13)	A&M led 73-72	:13	L, 73-74
Florida (2/3)	A&M led 67-66	:35	W, 67-66
Ole Miss (1/27)	62-62 tie	:46	L, 68-71
Missouri (1/23)	A&M led 56-53	3:21	W, 63-57
at LSU (1/20)	A&M led 70-69	1:04	W, 73-69
at Arkansas (1/16)	A&M led 77-76	:07	L, 77-78
Kentucky (1/13)	89-89 tie	0:00	W, 97-92 ot
at Auburn (1/9)	AU led 56-54	2:54	L, 55-66
vs. Houston (12/16)	UH led 69-66	.05	L, 66-70
vs. Iowa St. (11/26)	A&M led 72-69	:02	W, 73-69
at Ohio St. (11/10)	A&M led 63-60	2:54	W, 73-66

WINNINGEST TEXAS A&M HEAD COACHES

(By Total Victories)

Rk.	Head Coach	Years	Seasons	Record (Pct.)
1.	Shelby Metcalf	1963-90	27	438-306 (.589)
2.	Billy Kennedy	2011-19	8	151-116 (.566)
3.	Buzz Williams	2019-	6th	103-64 (.617)
4.	Mark Turgeon	2007-11	4	97-40 (.708)
5.	Bob Rogers	1957-63	6	92-52 (.639)
6.	D.X. Bible	1920-27	7	90-47 (.657)
7.	Tony Barone	1991-98	7	76-120 (.388)
8.	Billy Gillispie	2004-07	3	70-26 (.729)
9.	J.B. Reid	1929-35	6	66-52 (.559)
10.	Melvin Watkins	1998-04	6	60-112 (.349)

(By Winning Percentage, min. 60 games)

1.	Billy Gillispie	2004-07	3	70-26 (.729)
2.	Mark Turgeon	2007-11	4	97-40 (.708)
3.	D.X. Bible	1920-27	7	90-47 (.657)
4.	Bob Rogers	1957-63	6	92-52 (.639)
5.	Buzz Williams	2019-	6th	103-64 (.617)

AP TOP
25

FERRIS MOWERS
COACHES POLL
POWERED BY USA TODAY SPORTS

AGGIES IN THE RANKINGS

	AP (Pts.)	Coaches (Pts.)	NET
Pre	13 (737)	15 (332)	--
N11	23 (169)	23 (99)	--
N18	23 (233)	22 (114)	--
N25	20 (318)	20 (146)	--
D2	22 (207)	24 (86)	41
D9	17 (415)	18 (197)	32

RECORD BOOK RE-WRITE

Wade Taylor IV enters his final season with 13 season school records already on his resume and more than 20 career school and SEC Tournament standards within range.

Points

1.	Bernard King	1999-03	1,990
2.	Vernon Smith	1977-81	1,778
3.	Wade Taylor IV	2021-Pres.	1,749
4.	Joseph Jones	2004-08	1,679
5.	Acie Law IV	2003-07	1,669
6.	John Beasley	1963-66	1,594
7.	Winston Crite	1983-87	1,576
8.	Josh Carter	2005-09	1,566
9.	Donald Sloan	2006-10	1,522
10.	Rynn Wright	1977-81	1,495

3-Point Field Goals

1.	Josh Carter	2005-09	299
2.	Wade Taylor IV	2021-Pres.	249
3.	Bernard King	1999-03	232
4.	B.J. Holmes	2007-11	184
5.	Antoine Wright	2002-05	181
6.	Dominique Kirk	2004-07	175
7.	D.J. Hogg	2015-18	155
8.	Chuck Henderson	1990-94	149
9.	Elston Turner	2011-13	144
10.	Admon Gilder	2015-18	140

Free Throws

1.	Bernard King	1999-03	488
2.	Joseph Jones	2004-08	480
3.	Wade Taylor IV	2021-Pres.	442
4.	Bennie Lenox	1961-64	404
5.	Carroll Broussard	1959-62	396
6.	Mike Heitmann	1967-70	377
7.	Donald Sloan	2006-10	368
8.	John Beasley	1963-66	360
9.	Ronnie Peret	1966-69	353
10.	Winston Crite	1983-87	348

Free Throw % (Min. 200 att.)

1.	Wade Taylor IV	2021-Pres.	.848
2.	Mike Floyd	1972-75	.846
3.	Neil Swisher	1956-59	.817
4.	Josh Carter	2005-09	.803
5.	Randy Knowles	1971-74	.801
6.	Bennie Lenox	1961-64	.800
6.	B.J. Holmes	2007-11	.797
7.	Quenton Jackson	2019-22	.793
8.	John Beasley	1963-66	.791
9.	Carroll Broussard	1959-62	.780
10.	Admon Gilder	2015-18	.774

Assists

1.	Alex Caruso	2012-16	649
2.	David Edwards	1991-94	602
3.	Bernard King	1999-03	550
4.	Acie Law IV	2003-07	545
5.	Dave Goff	1976-80	535
6.	Todd Holloway	1983-87	491
7.	Wade Taylor IV	2021-Pres.	414
8.	Dominique Kirk	2005-08	382
9.	Dash Harris	2008-12	379
10.	Donald Sloan	2006-10	370

Steals

1.	Alex Caruso	2012-16	276
2.	David Edwards	1991-94	228
3.	Todd Holloway	1983-87	208
4.	Dave Goff	1976-80	198
5.	Wade Taylor IV	2021-Pres.	184
6.	Darryl McDonald	1986-88	173
7.	Reggie Roberts	1980-83	160
8.	Acie Law IV	2003-07	156
9.	Bernard King	1999-03	152
10.	Dash Harris	2008-12	140

REED ARENA

ATTENDANCE HISTORY

13,000-PLUS CROWDS (21)

14,036	vs. Kentucky	1/19/2022
13,888	vs. LSU	1/9/2016
13,717	vs. Texas	2/27/2010
13,657	vs. Kansas	2/15/2010
13,648	vs. Texas Tech	1/30/2010
13,584	vs. Oklahoma State	2/16/2008
13,555	vs. Texas	1/30/2008
13,300	vs. Texas	1/31/2011
13,263	vs. Kentucky	2/10/2018
13,203	vs. Missouri	3/3/2007
13,196	vs. Texas	2/5/2007
13,187	vs. Oklahoma State	1/20/2007
13,176	vs. Texas	3/1/2006
13,158	vs. Oklahoma	2/2/2008
13,151	vs. St. Joseph's (NIT)	3/23/2005
13,136	vs. Texas Tech	2/26/2005
13,051	vs. Baylor	2/24/2007
13,048	vs. Oklahoma	1/27/2007
13,021	vs. Baylor	2/6/2010
13,016	vs. Oklahoma State	2/12/2005
13,007	vs. Missouri	3/7/2009

TOP NON-CONFERENCE CROWDS

(Regular Season Games Only)

12,473	Iowa State	1/30/16	W, 72-62
12,255	LSU	1/5/08	W, 79-53
11,658	Ohio State	11/15/2024	W, 78-64
11,200	Houston	12/29/04	W, 93-80
11,029	McNeese	1/3/09	W 57-52
10,722	Prairie View A&M	11/10/06	W, 81-49
10,689	Oral Roberts	11/17/23	W, 74-66
10,393	Arizona	12/5/08	W, 67-66
10,344	Gonzaga	11/15/19	L, 49-79
10,328	Alabama	11/28/07	W, 76-63




TOP 10 SEASON AVERAGES

Rk.	Average	Year	Games	Record
1.	10,343	2007-08	20	16-4
2.	9,889	2009-10	16	15-1
3.	9,812	2006-07	19	18-1
4.	9,650	2023-24	15	10-5
5.	9,438	2008-09	18	16-2
6.	9,280	2022-23	16	15-1
7.	9,128	2017-18	16	13-3
8.	9,000	2010-11	17	15-2
9.	8,956	2015-16	18	17-1
10.	8,161	2016-17	16	11-5



SOCK LEADERBOARD:









Aggie Basketball rewards each 'Charge Taken' with a pair of socks.

Garcia	
Washington	
Taylor IV	

TALKING TURKEY:

In Aggie Basketball vernacular, a "Turkey" is three defensive stops in a row.

November

at UCF	
ETAMU	
LAMAR	
OHIO STATE	
SOUTHERN	
vs. Oregon	
vs. Creighton	
vs. Rutgers	

December

WAKE FOREST	
vs. Texas Tech	
vs. Purdue	
HCU	
ACU	

January

TEXAS	
at Oklahoma	
ALABAMA	
at Kentucky	
LSU	
at Ole Miss	
at Texas	
OKLAHOMA	

February

at South Carolina	
at Missouri	
GEORGIA	
ARKANSAS	
at Mississippi State	
TENNESSEE	
VANDERBILT	

March

at Florida.	
AUBURN	
at LSU	

SEC STANDINGS

Teams	Conference				Overall					
	W-L	Pct.	H	A	W-L	Pct.	H	A	N	Strk
Florida	0-0	.000	0-0	0-0	9-0	1.000	5-0	1-0	3-0	W9
Oklahoma	0-0	.000	0-0	0-0	9-0	1.000	6-0	0-0	3-0	W9
Tennessee	0-0	.000	0-0	0-0	9-0	1.000	5-0	1-0	3-0	W9
Kentucky	0-0	.000	0-0	0-0	9-1	.900	7-0	0-1	2-0	W2
Vanderbilt	0-0	.000	0-0	0-0	9-1	.900	5-0	1-0	3-1	W3
Auburn	0-0	.000	0-0	0-0	8-1	.889	4-0	0-1	4-0	W1
Georgia	0-0	.000	0-0	0-0	8-1	.889	6-0	1-0	1-1	W3
LSU	0-0	.000	0-0	0-0	8-1	.889	6-0	1-0	1-1	W4
Ole Miss	0-0	.000	0-0	0-0	8-1	.889	5-0	1-0	2-1	W2
Mississippi State	0-0	.000	0-0	0-0	8-1	.889	5-0	1-0	2-1	W2
Missouri	0-0	.000	0-0	0-0	8-1	.889	8-0	0-1	0-0	W8
Arkansas	0-0	.000	0-0	0-0	8-2	.800	6-0	1-0	1-2	W3
Texas A&M	0-0	.000	0-0	0-0	8-2	.800	5-0	0-1	3-1	W4
Alabama	0-0	.000	0-0	0-0	7-2	.778	3-0	1-1	3-1	W1
Texas	0-0	.000	0-0	0-0	7-2	.778	4-1	1-0	2-1	L1
South Carolina	0-0	.000	0-0	0-0	6-3	.667	4-1	1-1	1-1	W3

WILLIAMS VS. AP TOP 25

Head coach Buzz Williams has compiled a 13-18 record against AP Top 25 opponents in his six seasons at Texas A&M. Since March of 2022, Williams' Aggies are 12-9 vs. ranked opponents, which is tied for ninth-most among all D1 teams in wins.

- Williams' 13 wins vs. AP Top 25 are already a school record, supplanting the 11 ranked victories by Shelby Metcalf from 1963-90.
- With four AP top 6 wins, Williams is the only head coach in program history with more than two. Joining Williams with multiple top 6 wins is Billy Gillispie, who hired Williams on his initial Aggie coaching staff in 2004-05.
- Williams' teams have tallied the two highest-ranked wins in school history with victories over No. 2 Alabama in the 2022-23 regular season finale and No. 4 Auburn in the 2022 SEC Tournament quarterfinals.
- In 18 seasons as a head coach, Williams has posted 47 wins vs. ranked opponents.

Williams vs. AP Top 25 at Texas A&M

(since 2019-20)

Date	Opponent (Rk)	Result
11/15/19	Gonzaga (8)	L, 49-79
2/25/20	Kentucky (8)	L, 60-69
3/4/20	at Auburn (17)	W, 78-75
1/9/21	Tennessee (9)	L, 54-68
1/16/21	Missouri (17)	L, 52-68
3/6/21	at Arkansas (12)	L, 80-87

1/19/22	Kentucky (12)	L, 58-64
1/26/22	at LSU (19)	L, 64-70
2/1/22	at Tennessee (22)	L, 80-90
2/12/22	at Auburn (1)	L, 58-75
3/2/22	at Alabama (25)	W, 87-71
3/11/22	vs. Auburn (4)	W, 67-62
3/12/22	vs. Arkansas (15)	W, 82-64
3/13/22	vs. Tennessee (9)	L, 50-65
1/11/23	Missouri (20)	W, 82-64
1/25/23	at Auburn (15)	W, 79-63
2/21/23	Tennessee (11)	W, 68-63
3/4/23	Alabama (2)	W, 67-61
3/12/23	vs. Alabama (4)	L, 63-82
11/24/23	vs. FAU (19)	L, 89-96
12/16/23	vs. Houston (4)	L, 66-70
1/9/24	at Auburn (16)	L, 55-66
1/13/24	Kentucky (6)	W, 97-92
2/10/24	Tennessee (6)	W, 85-69
2/17/24	at Alabama (15)	L, 75-100
2/24/24	at Tennessee (5)	L, 51-86
2/28/24	South Carolina (18)	L, 68-70
3/15/24	vs. Kentucky (9)	W, 97-87
3/24/24	vs. Houston (2)	L, 95-100 ot
11/15/24	Ohio State (21)	W, 78-64
11/27/24	vs. Creighton (21)	W, 77-73
12/14/24	vs. Purdue (11)	

AP Top 25 Wins by Texas A&M Head Coaches

Rk.	Head Coach, Years	Record vs AP25
1.	Buzz Williams, 2019-Pres. (6)	13-18 (.419)
2.	Shelby Metcalf, 1963-90 (27)	11-45 (.196)
3.	Mark Turgeon, 2007-11 (4)	10-21 (.323)
	Billy Kennedy, 2011-18 (8)	10-32 (.238)
5.	Billy Gillispie, 2004-07 (3)	6-14 (.300)



WHAT'S UNIQUE ABOUT AGGIE HOOPS?

GAMEDAY VIBES

- During gameday shoot-arounds, the Aggies traditionally vibe to **The Commodores** Pandora station on the team Turtlebox (founded by an Aggie) bluetooth speaker.

BIRTHDAY SHENANIGANS

- On player or staff member's birthdays, Williams honors the occasion with an **emoji-filled tweet** that always includes a wrong number of birthdays for the celebrator.

GETTING 'THE JUICE'

- Prior to practices, the team draws into a huddle at midcourt and Buzz Williams distributes "**The Juice**" to the team, which is actually simply hand sanitizer. Williams has been distributing "The Juice" prior to practices since his days at Marquette to ward off the spread of germs in the winter months.

TURKEYS AND SOCKS

- In Aggie Basketball vernacular, a "turkey" is when an opponent is held scoreless on three straight possessions. When the team has posted consecutive stops, the Aggie bench calls out "**turkey, turkey**" to implore the five on the floor to get another stop.
- **Taking charges** on defense is valued by Aggie Basketball, and the team rewards a charge taken by presenting a pair of socks to the charge taker from the special socks treasure chest.

CULTURE WALL

- After road game shoot-arounds, everyone on the trip gets on the court for a fun photo. If the Aggies win, the photo is posted on Williams' X and Instagram (@teamcoachbuzz) and added to the "**Culture Wall**" in the locker room.

PROFESSOR BUZZ

- Always seeking to connect to young people, Williams is co-teaching a sport management class at Texas A&M this fall, after guest lecturing for a leadership education class the past two fall semesters. Williams also taught similar classes at Virginia Tech.

#GETBETTER EXPLAINED

- **#getBETTER** is the mantra for Buzz Williams and his teams. It refers to "*the continual improvement in all facets of life. Always finding something to work on, to make progress on. Never being satisfied. Always looking for ways to grow.*"



READING IS FUN

- **Buzz Williams** is a voracious reader, generally completing 4-5 books every month. On Oct. 1, 2024, he tweeted from @TeamCoachBuzz his "3rd Quarter 2024 Reads" with a list of the 40 books he consumed in the first nine months of 2024. For the last 11 years, Williams has selected and gifted a book to every player, staff member and their family on the initial road trip of the season. Describing his commitment to reading, Williams said, "*Who you are today and who you will be five years from today are the people you meet and the books that you read. Regardless of the genre of book that you read, they say it's worth five years of experience.*" (Source: @AggieMBK/Dec. 16, 2023)

QUOTE SHIRTS

During the course of a season, Williams distributes 12 "Quote Shirts" to his players and staff that carry a life lesson or story behind its design for which the people within the men's basketball family can relate.

BEING THANKFUL

- A staple of every road trip are the Aggies' **Thank You** letters. Each coach/player/staff member on the trip writes a Thank You letter to someone in their life at the first team meal of the roadie.

BUZZ'S BUNCH

"**Buzz's Bunch**" connects young people with special needs to the game of basketball with an invitation to a game in the fall and a summer clinic. Originally founded during William's time in Milwaukee, Wisconsin at Marquette, Buzz's Bunch continued during his time in Blacksburg, Virginia at Virginia Tech and now at Texas A&M. Every player, coach and staff member has been lucky to develop a relationship, learn and grown from these children as Buzz's Bunch has grown to more than 500 members spanning all three cities.

SHOOTING WITH BUZZ

- "Shooting with Buzz" is a staple of the Aggies' practice regimen. As described by the Bryan-College Station Eagle: "*Each player must move their way through 18 shooting spots – some straight catch and shoot and some off of movement – and make 7 of 10 shots. The clock starts after the player's first make and stops once the whole circuit is done. Managers rebound the shots and pass a ball to Williams, who stands near the player, handing the ball off for each shot. On the sideline, a manager stands in front of a giant white board, keeping tallies of the players score at each position. On the other side, a record book of times it took to complete the course are logged.*"

"I wanted to try to figure out a way, coming off of COVID and all the protocols and having, in essence, a completely revamped roster – how could I find some time working, while at the same time not screaming, while, in an unspoken way, they know I'm trying to invest in their life and in their game."



— HEAD COACH —

BUZZ WILLIAMS



THE WILLIAMS FILE

HOMETOWN Van Alstyne, Texas
WIFE the former Corey Norman
CHILDREN Zera, Calvin, Mason and Addyson
COLLEGE Oklahoma City University
 (Bachelor's degree in kinesiology, 1994)
 Texas A&M-Kingsville
 (Master's in kinesiology, 1999)

HEAD COACHING RECORD

NEW ORLEANS (1 year) 14-17		
Years	Record (Sun Belt)	Postseason
2006-07	14-17 (9-9, 4th W)	--

MARQUETTE (6 years) 139-69		
Years	Record (Big East)	Postseason
2008-09	25-10 (12-6, 5th)	NCAA (2nd Rd)
2009-10	22-12 (11-7, t5th)	NCAA (1st Rd)
2010-11	22-15 (9-9, t9th)	NCAA (Sweet 16)
2011-12	27-8 (14-4, 2nd)	NCAA (Sweet 16)
2012-13	26-9 (14-4, t1st)	NCAA (Elite 8)
2013-14	17-15 (9-9, 6th)	--

VIRGINIA TECH (5 years) 100-69		
Years	Record (ACC)	Postseason
2014-15	11-22 (2-16, 15th)	--
2015-16	20-15 (10-8, t7th)	NIT (2nd Rd)
2016-17	22-11 (10-8, t7th)	NCAA (1st Rd)
2017-18	21-12 (10-8, 7th)	NCAA (1st Rd)
2018-19	26-9 (12-6, 5th)	NCAA (Sweet 16)

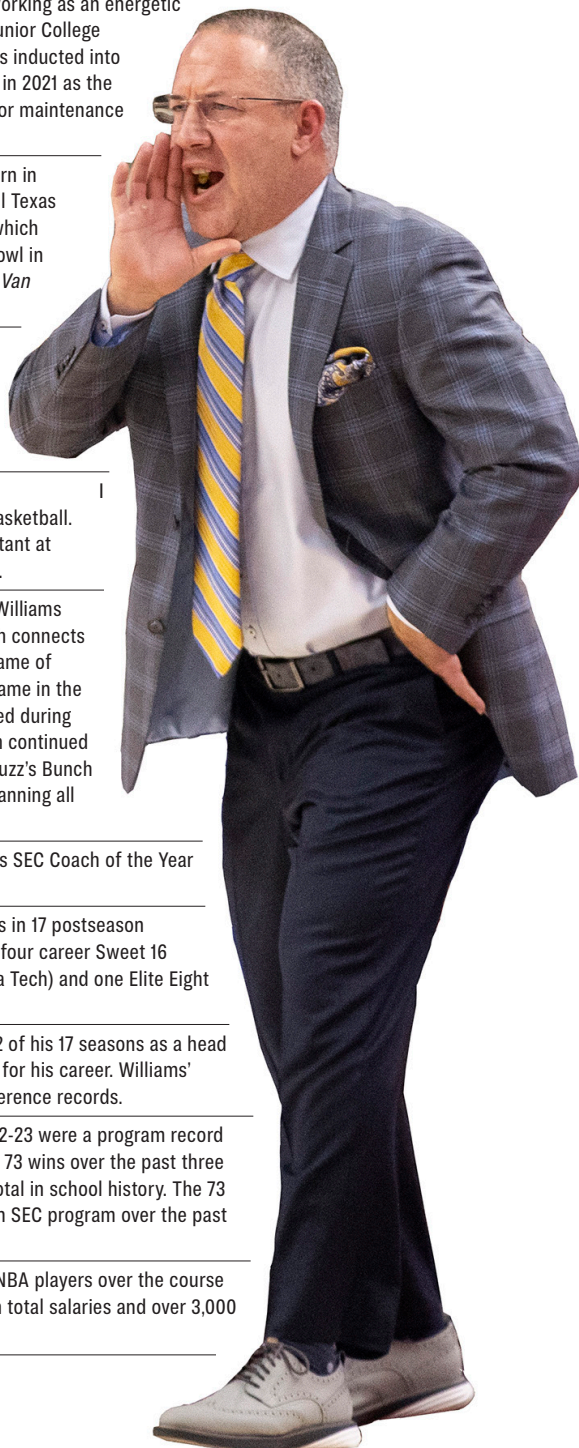
TEXAS A&M (6 years) 103-64		
Years	Record (SEC)	Postseason
2019-20	16-14 (10-8, t6th)	COVID-19
2020-21	8-10 (2-8, 13th)	--
2021-22	27-13 (9-9, t5th)	NIT (Finalist)
2022-23	25-10 (15-3, 2nd)	NCAA (1st Rd)
2023-24	21-15 (9-9, t7th)	NCAA (2nd Rd)
2024-25	8-2	

TOTAL (18th year) **356-219**

*The first two games of the 2021-22 season are not reflected in Williams' record.

BUZZ WILLIAMS AT A GLANCE

- Buzz Williams is in his sixth season as the head coach at Texas A&M and his 18th year as a collegiate head coach.
- Prior to being named head coach of the Aggies on April 3, 2019, Williams served as head coach at Virginia Tech (5 years, 2014-19), Marquette (6 years, 2008-14) and New Orleans (1 year, 2006-07).
- In addition to his head coaching stints, Williams served on staffs at Marquette (2007-08), Texas A&M (2004-06), Colorado State (2000-04), Northwestern State (1999-2000), Texas A&M-Kingsville (1998-99) and UTA (1994-98).
- Williams is one of a handful of Div. I head coaches to take three different programs to the "Big Dance." He's coached in 21 NCAA Tournament games and produced 11 victories, which rank No. 22 in both categories among active Div. I head coaches. For his age (52) and his number of years as a head coach (17), Williams is the active leader in total victories and ranks No. 2 in NCAA Tournament games and NCAA Tournament victories.
- He received the nickname "Buzz" while working as an energetic student assistant for longtime Navarro Junior College coach and mentor Lewis Orr. Williams was inducted into the Navarro College Bulldog Hall of Fame in 2021 as the school honored Williams' climb from "floor maintenance manager" to head coach.
- Brent Langdon Williams or "Buzz" was born in Greenville, Texas and grew up in the small Texas town of Van Alstyne (population 4,369), which is located 50 miles north of the Cotton Bowl in Dallas, Texas. Van Alstyne is pronounced *Van ALL-steen*.
- This is Williams' second stint at Texas A&M - he also served as assistant coach/recruiting coordinator on Billy Gillispie's first staff at Texas A&M from 2004-06.
- Williams is one of the few NCAA Div. I head coaches that did not play college basketball. Instead, he was a student/graduate assistant at Navarro JC and Oklahoma City University.
- Perhaps the most impactful initiative by Williams was the founding of "Buzz's Bunch," which connects young people with special needs to the game of basketball with an annual Buzz's Bunch game in the fall and a summer clinic. Originally founded during Williams' time at Marquette, Buzz's Bunch continued at Virginia Tech and now at Texas A&M. Buzz's Bunch has grown to more than 500 members spanning all three cities.
- Williams was named the Associated Press SEC Coach of the Year in 2019-20 and again in 2022-23.
- He has 10 NCAA Tournament appearances in 17 postseason opportunities as a head coach, including four career Sweet 16 appearances (3 at Marquette, 1 at Virginia Tech) and one Elite Eight appearance (2013 Marquette)
- Williams has won 20-or-more games in 12 of his 17 seasons as a head coach and averages 20+ wins per season for his career. Williams' teams have suffered just two losing conference records.
- His 52 combined wins in 2021-22 and 2022-23 were a program record for consecutive season victories, and the 73 wins over the past three seasons were the third-best three-year total in school history. The 73 wins were the fourth-most victories by an SEC program over the past three seasons.
- He's coached, recruited or developed 16 NBA players over the course of his career, totaling over \$480 million in total salaries and over 3,000 games played.



– COACHING / SUPPORT STAFF –
TEXAS A&M BASKETBALL



BUZZ WILLIAMS

HEAD COACH
6TH SEASON



DEVIN JOHNSON

ASSOCIATE HEAD COACH
6TH SEASON



LYLE WOLF

ASSISTANT COACH
6TH SEASON



STEVE ROCCAFORTE

ASSISTANT COACH
4TH SEASON



VINCE WALDEN

ASSISTANT COACH
6TH SEASON




DALE LAYER

SPECIAL ASST. TO THE HEAD COACH
6TH SEASON



STEVE GEPHARDT

DIR. OF STRENGTH & COND.
5TH SEASON



GRANT HENDRIX

DIR. OF OPERATIONS
1ST SEASON



JOSH CHAMBERS

DIR. OF CREATIVE
6TH SEASON



TJ RYAN

DIR. OF SCOUTING
6TH SEASON



EDDIE BENION

SENIOR ASSOC. ATHLETIC TRAINER
5TH SEASON



ANTONIO MCKENZIE

DIR. OF PLAYER RELATIONS
7TH SEASON



LANDRY MOFFETT

ADMIN. COORDINATOR
3RD SEASON



MACY RICHARDSON

SCHOLASTIC SUPERVISOR
3RD SEASON



WABISSA BEDE

PROGRAM AIDE
4TH SEASON



SHANE SINON

GRADUATE ASSISTANT
1ST SEASON



JELANI SPAIN

GRADUATE ASSISTANT
5TH SEASON



— AGGIES — IN THE NBA

AGGIES IN THE NBA (ACTIVE)

Player	Current Team	1st Year
Alex Caruso	Oklahoma City Thunder	2016
Quenton Jackson	Indiana Pacers	2022
DeAndre Jordan	Denver Nuggets	2008
Khris Middleton	Milwaukee Bucks	2012
Robert Williams III	Portland Trail Blazers	2018

WILLIAMS AND THE NBA

Buzz Williams has coached, recruited or developed 16 NBA players over the course of his career, totaling over \$480 million in total salaries and over 3,000 games played entering 2024-25 (sorted by career NBA games).

Player	School	Games	Career Earnings
Wes Matthews	Marquette	986	\$115,730,643
Jimmy Butler	Marquette	815	\$263,773,726
Jae Crowder	Marquette	803	\$67,690,895
Nickel Alexander Walker	Virginia Tech	301	\$19,036,613
Juan Toscano Anderson	Marquette	202	\$4,685,748
Lazar Hayward	Marquette	72	\$3,372,973
Dwight Buycks	Marquette	49	\$796,188
Justin Robinson	Virginia Tech	43	\$784,140
Jamil Wilson	Marquette	15	\$50,000
Quenton Jackson	Texas A&M	13	\$4,997,743
Vander Blue	Marquette	10	\$50,000
Darius Johnson Odom	Marquette	7	\$192,228
Jerel McNeal	Marquette	6	\$29,843
Dexter Dennis	Texas A&M	4	\$3,541,610
Justin Bibbs	Virginia Tech	0	\$94,742
Ahmed Hill	Virginia Tech	0	\$40,000

Source: Basketball-Reference.com (entering 2024-25 NBA season)



NBA PEDIGREE

BUZZ WILLIAMS HAS PRODUCED 16 NBA PLAYERS AS A HEAD COACH

2009-PRESENT	2010-2013	2012-2014	2013-2018	2014-2015	2013-PRESENT	2017-2018	2012-PRESENT	2011-PRESENT	2018-2019	2019-PRESENT	2019-PRESENT	2019-2020	2019-PRESENT	2022-PRESENT	2023-PRESENT
WES MATTHEWS	LAZAR HAYWARD	DARIUS JOHNSON-ODOM	DWIGHT BUYCKS	JEREL MCNEAL	VANDER BLUE	JAMIL WILSON	JAE CROWDER	JIMMY BUTLER	JUSTIN BIBBS	JUSTIN ROBINSON	NICKEL ALEXANDER-WALKER	JAMMED HILL	JUAN TOSCANO-ANDERSON	QUENTON JACKSON	DEXTER DENNIS

— TEXAS A&M — SEASON/CAREER BESTS

#0 JACE CARTER G | 6'-6" | 225 | SR.-1L | TITUSVILLE, FLA.

Season Highs		Career Highs	
PTS	16 vs. Texas Tech (12/8/24)	28	vs. Stonehill (11/21/22)
RBS	9 vs. Southern (11/20/24)	12	3x, last vs. HCU (12/22/23)
AST	2 2x, last vs. Texas Tech (12/8/24)	4	2x, last at Missouri St. (01/24/23)
STL	4 vs. Southern (11/20/24)	4	5x, last vs. Southern (11/20/24)
BLK	1 vs. Southern (11/20/24)	2	10x, last at SMU (11/14/23)
3PM	3 vs. Texas Tech (12/8/24)	5	3x, last at Murray St. (01/14/23)
MIN	30 at UCF (11/4/24)	43	2x, last at Drake (01/10/23)

#1 ZHURIC PHELPS G | 6'-4" | 190 | SR.-TR | MIDLAND, TEXAS

Season Highs		Career Highs	
PTS	20 vs. Oregon (11/26/24)	28	vs. A&M-Commerce (11/7/22)
RBS	6 vs. Wake Forest (12/3/24)	12	vs. West Virginia (11/20/23)
AST	7 vs. Lamar (11/11/24)	10	vs. East Carolina (2/19/23)
STL	4 vs. Southern (11/20/24)	7	at Wichita State (2/12/23)
BLK	1 vs. Texas Tech (12/8/24)	2	7x, last at FAU (2/22/24)
3PM	4 2x, last vs. Wake Forest (12/3/24)	5	at Texas A&M (11/30/22)
MIN	34 2x, last vs. Wake Forest (12/3/24)	46	at Wichita State (2/12/23)

#2 HAYDEN HEFNER G | 6'-6" | 190 | GR.-4L | NEDERLAND, TEXAS

Season Highs		Career Highs	
PTS	13 vs. ETAMU (11/8/24)	24	vs. HCU (12/22/23)
RBS	4 vs. Texas Tech (12/8/24)	7	vs. PVAM (12/30/23)
AST	1 4x, last vs. Texas Tech (12/8/24)	3	4x, last vs. ORU (11/17/23)
STL	2 2x, last vs. Rutgers (11/30/24)	3	vs. Mississippi St. (3/5/22)
BLK	2 vs. ETAMU (11/8/24)	2	vs. ETAMU (11/8/24)
3PM	3 vs. ETAMU (11/8/24)	5	vs. Missouri (2/5/22)
MIN	18 vs. Texas Tech (12/8/24)	28	vs. ORU (11/17/23)

#4 WADE TAYLOR IV G | 6'-0" | 180 | GR.-3L | DALLAS, TEXAS

Season Highs		Career Highs	
PTS	24 vs. Rutgers (11/30/24)	41	at Arkansas (1/16/24)
RBS	6 vs. Oregon (11/26/24)	7	3x, last vs. Houston (3/24/24)
AST	7 at UCF (11/4/24)	9	2x, last vs. Arkansas (2/20/24)
STL	2 2x, last vs. Texas Tech (12/8/24)	6	3x, last vs. LSU (1/6/24)
FTM	8 vs. Rutgers (11/30/24)	16	vs. Tennessee (2/21/23)
FTA	8 vs. Rutgers (11/30/24)	17	vs. Tennessee (2/21/23)
3PM	4 3x, last vs. Wake Forest (12/3/24)	7	vs. Nebraska (3/22/24)
MIN	35 vs. Rutgers (11/30/24)	44	vs. Houston (3/24/24)

#9 SOLOMON WASHINGTON F | 6'-7" | 220 | JR.-2L | NEW ORLEANS, LA.

Season Highs		Career Highs	
PTS	11 vs. Rutgers (11/30/24)	18	2x, last vs. Florida (3/16/23)
RBS	11 vs. Southern (11/20/24)	11	vs. Southern (11/20/24)
AST	2 2x, last vs. Texas Tech (12/8/24)	5	vs. HCU (12/22/23)
STL	1 vs. Creighton (11/27/24)	3	vs. Memphis (12/10/23)
BLK	4 vs. Rutgers (11/30/24)	4	2x, last vs. Rutgers (11/30/24)
3PM	2 vs. Texas Tech (12/8/24)	3	vs. Iowa State (11/26/23)
MIN	31 vs. Texas Tech (12/8/24)	35	at LSU (1/20/24)

#10 CJ WILCHER G | 6'-5" | 210 | GR.-TR | PLAINFIELD, N.J.

Season Highs		Career Highs	
PTS	9 vs. Lamar (11/11/24)	22	2x, last vs. Wisconsin (2/1/24)
RBS	3 vs. Oregon (11/26/24)	6	3x, last vs. Minnesota (2/25/23)
AST	1 3x, last vs. Oregon (11/26/24)	4	3x, last at Rutgers (2/14/23)
STL	1 2x, last vs. Texas Tech (12/8/24)	3	2x, last vs. SC State (12/29/23)
3PM	3 vs. Lamar (11/11/24)	5	2x, last vs. Wisconsin (2/1/24)
3PA	5 3x, last vs. Oregon (11/26/24)	9	at Rutgers (2/14/23)
MIN	17 vs. ETAMU (11/8/24)	38	2x, last at Minnesota (1/7/23)

#11 ANDERSSON GARCIA F | 6'-7" | 215 | SR.-1L | MOCA, DOMINICAN REPUBLIC

Season Highs		Career Highs	
PTS	15 vs. Lamar (11/11/24)	15	vs. Lamar (11/11/24)
RBS	16 vs. Wake Forest (12/3/24)	19	vs. HCU (12/22/23)
O-RBS	5 2x, last vs. Oregon (11/26/24)	9	2x, last vs. Tennessee (2/10/24)
AST	3 2x, last vs. Lamar (11/11/24)	5	at Missouri (2/7/24)
STL	3 vs. Wake Forest (12/3/24)	5	vs. Kentucky (1/13/24)
BLK	2 vs. Creighton (11/27/24)	3	vs. South Carolina (2/28/24)
MIN	35 vs. Oregon (11/26/24)	41	vs. Houston (3/24/24)

#15 HENRY COLEMAN III F | 6'-8" | 250 | GR.-3L | RICHMOND, VA.

Season Highs		Career Highs	
PTS	17 vs. Creighton (11/27/24)	27	vs. North Florida (11/10/21)
RBS	9 vs. Creighton (11/27/24)	15	3x, last at SMU (11/14/23)
O-RBS	6 vs. ETAMU (11/8/24)	8	vs. Alabama (3/4/23)
AST	1 4x, last vs. Texas Tech (12/8/24)	6	at DePaul (11/25/22)
STL	4 vs. Southern (11/20/24)	5	vs. Florida (3/10/22)
BLK	-- --	2	3x, last at LSU (1/26/22)
MIN	28 vs. Creighton (11/27/24)	41	vs. Florida (3/10/22)

#21 PHARREL PAYNE F/C | 6'-9" | 250 | JR.-TR | COTTAGE GROVE, MINN.

Season Highs		Career Highs	
PTS	15 at UCF (11/4/24)	21	vs. Rutgers (2/18/24)
RBS	7 vs. Lamar (11/11/24)	13	vs. Cal Baptist (12/21/22)
O-RBS	4 vs. Southern (11/20/24)	7	vs. Rutgers (2/18/24)
AST	2 vs. Ohio State (11/15/24)	6	vs. Penn State (2/18/23)
STL	2 vs. Creighton (11/27/24)	2	3x, last at Rutgers (2/1/23)
BLK	3 vs. Lamar (11/11/24)	5	at Indiana (1/12/24)
MIN	24 vs. Lamar (11/11/24)	40	vs. Cal Baptist (12/21/22)

#35 MANNY OBASEKI G | 6'-4" | 200 | SR.-3L | ALLEN, TEXAS

Season Highs		Career Highs	
PTS	15 vs. Ohio State (11/15/24)	25	at Ole Miss (3/9/24)
RBS	5 vs. Rutgers (11/30/24)	9	vs. Northwestern St. (12/21/21)
AST	3 vs. Lamar (11/11/24)	4	2x, last at Georgia (3/2/24)
STL	1 2x, last vs. Creighton (11/27/24)	3	vs. Kentucky (3/15/24)
BLK	2 vs. Ohio State (11/15/24)	2	3x, last vs. Ohio State (11/15/24)
3PM	1 2x, last vs. Oregon (11/26/24)	4	at Ole Miss (3/9/24)
MIN	28 vs. Ohio State (11/15/24)	36	vs. Kentucky (3/15/24)



2024-25 SEASON STATS

Game Records

Record	Overall	Home	Away	Neutral
ALL GAMES	8-2	5-0	0-1	3-1
CONFERENCE	0-0	0-0	0-0	0-0
NON-CONFERENCE	8-2	5-0	0-1	3-1

Score by Periods

Team	1st	2nd	OT	TOT
Texas A&M	347	404	0	751
Opponents	294	355	0	649

Team Box Score

No.	Player	Total			3-Point		F-Throw		Rebounds				Other									
		GP-GS	MIN	AVG	FG-FGA	FG%	3FG-3FGA	3FG%	FT-FTA	FT%	OFF	DEF	TOT	AVG	PF	DQ	A	TO	BLK	STL	PTS	AVG
4	TAYLOR IV, Wade	10-10	306:39	30.7	49-128	.383	28-79	.354	35-40	.875	1	34	35	3.5	28	1	45	22	1	9	161	16.1
1	PHHELPS, Zhuric	9-8	251:21	27.9	42-122	.344	8-37	.216	25-39	.641	11	23	34	3.8	23	0	23	31	1	20	117	13.0
15	COLEMAN III, Henry	10-4	221:45	22.2	40-63	.635	0-0	.000	25-33	.758	35	28	63	6.3	14	0	4	9	0	9	105	10.5
35	OBASEKI, Manny	10-0	166:09	16.6	25-74	.338	2-10	.200	21-30	.700	6	15	21	2.1	22	0	10	13	5	1	73	7.3
21	PAYNE, Pharrel	10-6	162:26	16.2	23-40	.575	0-0	.000	17-37	.459	22	19	41	4.1	19	1	4	9	9	4	63	6.3
9	WASHINGTON, Solomon	10-10	230:17	23.0	17-45	.378	4-16	.250	20-23	.870	27	35	62	6.2	19	0	10	11	11	1	58	5.8
11	GARCIA, Andersson	10-3	241:24	24.1	17-36	.472	5-15	.333	15-18	.833	23	51	74	7.4	27	2	13	7	8	9	54	5.4
0	CARTER, Jace	9-6	189:53	21.1	17-39	.436	5-22	.227	8-19	.421	15	22	37	4.1	11	0	7	9	1	12	47	5.2
10	WILCHER, C.J.	10-0	102:58	10.3	11-32	.344	11-32	.344	6-7	.857	0	7	7	0.7	6	0	3	3	0	2	39	3.9
2	HEFNER, Hayden	9-3	101:30	11.3	9-26	.346	6-19	.316	6-10	.600	3	9	12	1.3	8	0	4	2	3	6	30	3.3
3	DOCKERY, Rob	1-0	06:50	6.8	1-4	.250	0-0	.000	0-0	.000	1	0	1	1.0	2	0	1	0	0	0	2	2.0
14	MCDERMOTT, Chris	2-0	12:36	6.3	1-2	.500	0-0	.000	0-0	.000	1	0	1	0.5	0	0	0	1	1	0	2	1.0
24	LEE, Jaelyn	2-0	06:10	3.1	0-0	.000	0-0	.000	0-0	.000	0	1	1	0.5	0	0	1	0	1	0	0	0.0
Team											27	15	42									
Total		10	2000		252-611	.412	69-230	.300	178-256	.695	172	259	431	43.1	179	4	125	122	41	73	751	75.1
Opponents		10	2000		218-573	.380	79-270	.293	134-183	.732	114	225	339	33.9	198	7	133	140	55	81	649	64.9

Team Statistics

	AM	OPP
Scoring	751	649
Points per game	75.1	64.9
Scoring margin	+10.2	-
Field goals-att	252-611	218-573
Field goal pct	.412	.380
3 point fg-att	69-230	79-270
3-point FG pct	.300	.293
3-pt FG made per game	6.9	7.9
Free throws-att	178-256	134-183
Free throw pct	.695	.732
F-Throws made per game	17.8	13.4
Rebounds	431	339
Rebounds per game	43.1	33.9
Rebounding margin	+9.2	-
Assists	125	133
Assists per game	12.5	13.3
Turnovers	122	140
Turnovers per game	12.2	14.0
Turnover margin	+1.8	-
Assist/turnover ratio	1.0	1.0
Steals	73	81
Steals per game	7.3	8.1
Blocks	41	55
Blocks per game	4.1	5.5
Winning streak	4	-
Home win streak	5	-
Attendance	43420	8808
Home games-Avg/Game	5-8684	1-8808
Neutral site-Avg/Game	-	4-5061

Team Results

Date	Opponent		Score	Att.
11/04/2024	at UCF	L	61-64	8808
11/08/2024	East Texas A&M	W	87-55	8673
11/11/2024	Lamar University	W	97-71	7195
11/15/2024	Ohio St.	W	78-64	11658
11/20/2024	Southern U.	W	71-54	7061
11/26/2024	vs Oregon	L	70-80	7602
11/27/2024	vs Creighton	W	77-73	0
11/30/2024	vs Rutgers	W	81-77	0
12/03/2024	Wake Forest	W	57-44	8833
12/08/2024	vs Texas Tech	W	72-67	12642



THE LAST TIME...

TEXAS A&M...

Scored 100 Points	102 vs. Dallas Christian, 12/27/21
Shot 60 Percent From the Field	60% vs. Penn State, 11/23/23
Shot 50 Percent From 3-Point Range (more than 10 attempts)	57% (13-23) vs. Nebraska, 3/22/24
Did Not Make a 3-Pointer	0-for-13 vs. Hartford, 1/3/15
Had 40 Free Throw Attempts	42 vs. Rutgers, 11/30/24
Made 30 Free Throws	31 vs. Rutgers, 11/30/24
Had 50 Rebounds	55 vs. Southern, 11/20/24
Had 30 Assists	32 vs. Savannah State, 12/13/17
Had 15 Steals	16 vs. Loyola Chicago, 11/20/22
Had 10 Blocked Shots	12 vs. Northwestern State, 12/3/18
Had Four Players Score in Double Figures	vs. Lamar, 11/11/24
Had Five or More Players Score in Double Figures	5, vs. Nebraska, 3/22/24
Had Two Players Score 20 Points	vs. Nebraska, 3/22/24
Had 30 Fouls	33 vs. Missouri, 3/13/14
Had 30 Turnovers	30 vs. Texas, 2/3/99
Won on a Buzzer Beater	81-80 on a 3-pointer by Hassan Diarra with 0.9 left vs. ACU, 11/12/21 (College Station)

A TEXAS A&M PLAYER...

Had a Double-Double	Tyrece Radford (20 pts./10 reb.) vs. Nebraska, 3/22/24
Had a Triple-Double	Bernard King (20 pt./10 reb./10 ast.) vs. Texas Tech, 1/9/02
Scored 40 Points	41, Wade Taylor IV at Arkansas, 1/16/24
Scored 30 Points	30, Wade Taylor IV vs. Florida, 3/16/24
Scored 20 Points with 20 Rebounds	27 points & 21 rebounds, Rynn Wright vs. UNLV, 12/15/78
Made 5 Three-Pointers	7, Wade Taylor IV vs. Nebraska, 3/22/24
Had 20 Rebounds	21, Vernon Smith and Rynn Wright vs. UNLV, 12/15/78
Had 15 Rebounds	16, Andersson Garcia vs. Wake Forest, 12/3/24
Had 10 Assists	11, Duane Wilson vs. Buffalo, 12/21/17
Had 5 Steals	5, Andersson Garcia vs. Kentucky, 1/13/24
Had 5 Blocks	8, Josh Nebo vs. Oregon State, 12/21/19
Made 10 Field Goals	10, Wade Taylor IV vs. Florida, 3/16/24
Had 20 Field Goal Attempts	26, Wade Taylor IV vs. Houston, 3/24/24
Made 10 Free Throws	10, Wade Taylor IV at Arkansas, 1/16/24
Had 15 Free Throw Attempts	17, Wade Taylor IV vs. Tennessee, 2/21/23

AN OPPOSING TEAM...

Scored 100 Points	100 (100-95) by Houston, 3/24/24
Shot 60 Percent From the Field	60.0% by Georgia, 2/22/22
Shot Under 30 Percent From the Field	28.3% by Wake Forest, 12/3/24
Had 40 Free Throw Attempts	40 by Arkansas, 1/16/24
Made 30 Free Throws	31 by Arkansas, 1/16/24
Had 50 Rebounds	50 by Tennessee, 2/24/24
Had 30 Assists	30 by Arkansas, 2/23/91
Had 15 Steals	19 by LSU, 1/23/13
Had 10 Blocked Shots	10, by UCF, 11/4/24
Had 30 Fouls	30 by Missouri, 2/4/20
Had 30 Turnovers	33 by Dallas Christian, 12/27/21
Won on a Buzz Beater	74-73 on a short jumper by Ezra Manjon of Vanderbilt, 2/13/2024 (Nashville, Tenn.)

AN OPPOSING PLAYER...

Had a Triple-Double	Walker Kessler of Auburn (12 pts./11 reb./12 blk.), 2/12/22
Scored 40 Points	43, Mike Singletary of Texas Tech, 3/11/09
Scored 30 Points	30, Emanuel Sharp of Houston, 3/24/24
Made 5 Three-Pointers	5, Pop Isaacs of Creighton, 11/27/24
Had 20 Rebounds	20, Eric Chenowith of Kansas, 1/14/98
Had 15 Rebounds	17, Oscar Tshiebwe of Kentucky, 1/21/23
Had 10 Assists	10, Jamal Shead of Houston, 3/24/24
Had 5 Steals	5, Jordan Wright of Vanderbilt, 3/11/23
Had 5 Blocks	5, Ryan Kalkbrenner of Creighton, 11/27/24



2024-25 SEASON SUPERLATIVES

TEXAS A&M

TEAM GAME HIGHS

Points	97	vs. Lamar University (11/11/24)
Field Goals Made	34	vs. East Texas A&M (11/8/24)
Field Goal Attempts	71	vs. Creighton (11/27/24)
Field Goal Percentage	.557	vs. East Texas A&M (11/8/24)
3 Pt Field Goals Made	12	vs. Lamar University (11/11/24)
3 Pt Fg Attempts	35	vs. Oregon (11/26/24)
3 Pt Fg Percentage	.462	vs. Lamar University (11/11/24)
Free Throws Made	32	vs. Ohio State (11/15/24)
Free Throw Attempts	42	vs. Rutgers (11/30/24)
Free Throw Percentage	.824	vs. Wake Forest (12/3/24)
Rebounds	55	vs. Southern (11/20/24)
Assists	21	vs. Lamar University (11/11/24)
Steals	14	vs. Southern (11/20/24)
Blocked Shots	6	vs. Rutgers (11/30/24)
Turnovers	18	vs. Wake Forest (12/3/24)
Fouls	24	at UCF (11/4/24)

TEAM GAME LOWS

Points	57	vs. Wake Forest (12/3/24)
Field Goals Made	19	vs. Wake Forest (12/3/24)
Field Goal Attempts	49	vs. Wake Forest (12/3/24)
Field Goal Percentage	.324	vs. Oregon (11/26/24)
3 Pt Field Goals Made	2	vs. Rutgers (11/30/24)
3 Pt Fg Attempts	15	vs. Rutgers (11/30/24)
3 Pt Fg Percentage	.133	vs. Rutgers (11/30/24)
Free Throws Made	8	at UCF (11/4/24)
Free Throw Attempts	14	at UCF (11/4/24)
Free Throw Percentage	.538	vs. Southern (11/20/24)
Rebounds	.35	vs. Rutgers (11/30/24)
Assists	8	vs. Creighton (11/27/24)
Steals	3	vs. Oregon (11/26/24)
Blocked Shots	1	vs. Wake Forest (12/3/24)
Turnovers	9	vs. Texas Tech (12/8/24)
Fouls	12	vs. Wake Forest (12/3/24)

PLAYER GAME HIGHS

Points	24	Taylor IV vs. Rutgers (11/30/24)
Field Goals Made	8	Coleman III vs. Creighton (11/27/24)
Field Goal Att.	19	Taylor IV vs. Creighton (11/27/24)
Fg Pct (Min. 5 made)	.833	Carter vs. Texas Tech (12/8/24)
3-Point Fg Made	4	Taylor IV vs. Wake Forest (12/3/24)
3-Point Fg Att.	11	Taylor IV at UCF (11/4/24)
3-Pt Fg Pct (Min. 4 made)	1.000	Garcia vs. Lamar (11/11/24)
Free Throws Made	8	Taylor IV vs. Rutgers (11/30/24)
Free Throw Att.	12	Phelps vs. Ohio State (11/15/24)
Ft Pct	8	Taylor IV vs. Rutgers (11/30/24)
Rebounds	16	Garcia vs. Wake Forest (12/3/24)
Assists	7	Phelps vs. Lamar University (11/11/24)
Steals	4	Phelps vs. Wake Forest (12/3/24)
Blocked Shots	4	Washington vs. Rutgers (11/30/24)

OPPONENTS

TEAM GAME HIGHS

Points	80	Oregon (11/26/24)
Field Goals Made	28	Rutgers (11/30/24)
Field Goal Attempts	68	Rutgers (11/30/24)
Field Goal Percentage	.455	Oregon (11/26/24)
3 Pt Field Goals Made	13	Creighton (11/27/24)
3 Pt Fg Attempts	37	Creighton(11/27/24)
3 Pt Fg Percentage	.387	Texas Tech (12/8/24)
Free Throws Made	23	Oregon (11/26/24)
Free Throw Attempts	31	Oregon (11/26/24)
Free Throw Percentage	.882	Rutgers (11/30/24)
Rebounds	42	Rutgers (11/30/24)
Assists	18	Texas Tech (12/8/24)
Steals	10	Wake Forest(12/3/24)
Blocked Shots	10	UCF (11/4/24)
Turnovers	18	Texas Tech (12/8/24)
Fouls	29	Rutgers (11/30/24)

TEAM GAME LOWS

Points	44	Wake Forest (12/3/24)
Field Goals Made	17	Wake Forest (12/3/24)
Field Goal Attempts	50	UCF (11/4/24)
Field Goal Percentage	.283	Wake Forest (12/3/24)
3 Pt Field Goals Made	6	Wake Forest (12/3/24)
3 Pt Fg Attempts	18	Lamar University (11/11/24)
3 Pt Fg Percentage	.214	Wake Forest (12/3/24)
Free Throws Made	4	Wake Forest (12/3/24)
Free Throw Attempts	7	Wake Forest (12/3/24)
Free Throw Percentage	.545	Southern (11/20/24)
Rebounds	24	East Texas A&M (11/8/24)
Assists	10	Wake Forest (12/3/24)
Steals	5	Creighton (11/27/24)
Blocked Shots	1	Rutgers (11/30/24)
Turnovers	9	Oregon (11/26/24)
Fouls	14	East Texas A&M (11/8/24)



RESULTS AND LEADERS

<u>RECORD</u>	<u>OVERALL</u>	<u>HOME</u>	<u>AWAY</u>	<u>NEUTRAL</u>
ALL GAMES	8-2	5-0	0-1	3-1
CONFERENCE	0-0	0-0	0-0	0-0
NON-CONFERENCE	8-2	6-0	0-1	3-1

DATE (DAY)	OPPONENT	RESULT	SCORE	ATT.	HIGH POINTS	HIGH REBOUNDS	HIGH ASSISTS
Nov. 4 (Mon.)	UCF	LOSS	64-61	8,808	P. Payne (15)	S. Washington (9)	W. Taylor IV (7)
Nov. 8 (Fri.)	TAMU-COMMERCE	WIN	87-55	8,673	Z. Phelps (18)	H. Coleman III (8)	W. Taylor IV (6)
Nov. 11 (Mon.)	LAMAR	WIN	97-71	7,195	Z. Phelps (16)	A. Garcia (9)	Z. Phelps (7)
Nov. 15 (Fri.)	OHIO STATE	WIN	78-64	11,658	W. Taylor IV (15)	S. Washington (8)	Z. Phelps (3)
Nov. 20 (Wed.)	SOUTHERN	WIN	71-54	7,061	W. Taylor IV (17)	S. Washington (11)	W. Taylor IV (6)
Nov. 26 (Tue.)	\$ Oregon	LOSS	80-70		Z. Phelps (20)	H. Coleman III (7)	Z. Phelps (4)
Nov. 27 (Wed.)	\$ Creighton	WIN	77-73		W. Taylor IV (18)	H. Coleman III (9)	W. Taylor IV (4)
Nov. 30 (Sat.)	\$ Rutgers	WIN	81-77		W. Taylor IV (24)	H. Coleman III (6)	W. Taylor IV (5)
Dec. 3 (Tue.)	& WAKE FOREST	WIN	57-44	8,833	W. Taylor IV (15)	A. Garcia (16)	W. Taylor IV (4)
Dec. 8 (Sun.)	# vs. Texas Tech	WIN	72-67	12,642	W. Taylor IV (19)	S. Washington (9)	W. Taylor IV (4)
Dec. 14 (Sat.)	% vs. Purdue						
Dec. 20 (Fri.)	HOUSTON CHRISTIAN						
Dec. 28 (Sat.)	ABILENE CHRISTIAN						
Jan. 4 (Sat.)	* TEXAS						
Jan. 8 (Wed.)	* at Oklahoma						
Jan. 11 (Sat.)	* ALABAMA						
Jan. 14 (Tue.)	* at Kentucky						
Jan. 18 (Sat.)	* LSU						
Jan. 22 (Wed.)	* at Ole Miss						
Jan. 25 (Sat.)	* at Texas						
Jan. 28 (Tue.)	* OKLAHOMA						
Feb. 1 (Sat.)	* at South Carolina						
Feb. 8 (Sat.)	* at Missouri						
Feb. 11 (Tue.)	* GEORGIA						
Feb. 15 (Sat.)	* ARKANSAS						
Feb. 18 (Tue.)	* at Mississippi State						
Feb. 22 (Sat.)	* TENNESSEE						
Feb. 26 (Wed.)	* VANDERBILT						
March 1 (Sat.)	* at Florida						
March 4 (Tue.)	* AUBURN						
March 8 (Sat.)	* at LSU						

* - SEC Game
 \$ - Players Era Festival (Las Vegas, Nev.)
 & - SEC-ACC Challenge
 # - USLBM Coast to Coast Challenge (Dickies Arena, Fort Worth)
 % - Indy Classic (Gainbridge Fieldhouse, Indianapolis, Ind.)
 + - SEC Tournament (Bridgestone Arena, Nashville, Tenn.)



STARTING LINEUPS

DATE (DAY)	OPPONENT	STARTER 1	STARTER 2	STARTER 3	STARTER 4	STARTER 5	W-L	FIRST OFF BENCH
Nov. 4 (Mon.)	UCF	P. Payne	S. Washington	J. Carter	H. Hefner	W. Taylor IV	L	AG, HC, MO
Nov. 8 (Fri.)	TAMU-COMMERCE	P. Payne	S. Washington	J. Carter	H. Hefner	W. Taylor IV	W	ZP, HC, AG
Nov. 11 (Mon.)	LAMAR	P. Payne	S. Washington	J. Carter	Z. Phelps	W. Taylor IV	W	AG
Nov. 15 (Fri.)	OHIO STATE	P. Payne	S. Washington	A. Garcia	Z. Phelps	W. Taylor IV	W	HC, MO
Nov. 20 (Wed.)	SOUTHERN	P. Payne	S. Washington	A. Garcia	Z. Phelps	W. Taylor IV	W	JC, HC, MO
Nov. 26 (Tue.)	\$ Oregon	P. Payne	S. Washington	A. Garcia	Z. Phelps	W. Taylor IV	L	MO
Nov. 27 (Wed.)	\$ Creighton	H. Coleman III	S. Washington	J. Carter	Z. Phelps	W. Taylor IV	W	Hefner
Nov. 30 (Sat.)	\$ Rutgers	H. Coleman III	S. Washington	J. Carter	Z. Phelps	W. Taylor IV	W	Payne
Dec. 3 (Tue.)	& WAKE FOREST	H. Coleman III	S. Washington	J. Carter	Z. Phelps	W. Taylor IV	W	AG, CJ, PP
Dec. 8 (Sun.)	# vs. Texas Tech	H. Coleman III	S. Washington	H. Hefner	Z. Phelps	W. Taylor IV	W	PP, AG, CJ
Dec. 14 (Sat.)	% vs. Purdue							
Dec. 20 (Fri.)	HOUSTON CHRISTIAN							
Dec. 28 (Sat.)	ABILENE CHRISTIAN							
Jan. 4 (Sat.)	* TEXAS							
Jan. 8 (Wed.)	* at Oklahoma							
Jan. 11 (Sat.)	* ALABAMA							
Jan. 14 (Tue.)	* at Kentucky							
Jan. 18 (Sat.)	* LSU							
Jan. 22 (Wed.)	* at Ole Miss							
Jan. 25 (Sat.)	* at Texas							
Jan. 28 (Tue.)	* OKLAHOMA							
Feb. 1 (Sat.)	* at South Carolina							
Feb. 8 (Sat.)	* at Missouri							
Feb. 11 (Tue.)	* GEORGIA							
Feb. 15 (Sat.)	* ARKANSAS							
Feb. 18 (Tue.)	* at Mississippi State							
Feb. 22 (Sat.)	* TENNESSEE							
Feb. 26 (Wed.)	* VANDERBILT							
March 1 (Sat.)	* at Florida							
March 4 (Tue.)	* AUBURN							
March 8 (Sat.)	* at LSU							



TEXAS A&M / OPPONENT GAME-BY-GAME STATS

Date	Texas A&M/Opponent	---- TOTAL ----		---- 3-PTRS ----		FT-FTA	Pct	---- REBOUNDS ----			PF	A	TO	Blk	Stl	Pts	Avg
		FG-FGA	Pct	3FG-FGA	Pct			Off-Def-Tot	Avg								
Nov. 4 (Mon.)	Texas A&M	23-63	.365	7-23	.304	8-14	.571	16-27-43	43.0	24	13	12	3	4	61	61.0	
	at UCF	17-50	.340	8-26	.308	22-31	.710	8-27-35	35.0	17	13	11	10	9	64	64.0	
Nov. 8 (Fri.)	at Texas A&M	34-61	.557	5-15	.333	14-24	.583	15-26-41	42.0	15	16	10	6	11	87	74.0	
	TAMU-Commerce	20-52	.385	7-24	.292	8-11	.727	8-16-24	29.5	14	12	18	3	6	55	59.5	
Nov. 11 (Mon.)	at Texas A&M	32-58	.552	12-26	.462	21-32	.656	15-31-46	43.3	19	21	14	6	7	97	81.7	
	Lamar	24-64	.375	6-18	.333	17-25	.680	14-17-31	30.0	21	12	10	2	10	71	63.3	
Nov. 15 (Fri.)	at Texas A&M	19-49	.388	8-21	.381	32-40	.800	12-27-39	42.3	21	11	12	4	3	78	80.8	
	Ohio State	20-59	.339	8-30	.267	16-22	.727	13-20-33	30.8	24	11	10	5	10	64	63.5	
Nov. 20 (Wed.)	at Texas A&M	26-69	.377	5-26	.192	14-26	.538	29-26-55	44.8	16	11	11	4	14	71	78.8	
	Southern	21-54	.389	6-25	.240	6-11	.545	10-21-31	30.8	24	11	18	8	8	54	61.6	
Nov. 26 (Tue.)	Texas A&M	22-68	.324	11-35	.314	15-20	.750	21-23-44	44.7	22	11	13	2	3	70	77.3	
	vs. Oregon	25-55	.455	7-25	.280	23-31	.742	11-27-38	32.0	20	15	9	7	10	80	64.7	
Nov. 27 (Wed.)	Texas A&M	28-71	.394	5-23	.217	16-23	.696	21-27-48	45.1	18	8	10	5	7	77	77.3	
	vs. Creighton	23-60	.383	13-37	.351	14-16	.875	11-26-37	32.7	17	16	15	8	5	73	65.9	
Nov. 30 (Sat.)	Texas A&M	24-56	.429	2-15	.133	31-42	.738	12-23-35	43.9	19	9	13	6	5	81	77.8	
	vs. Rutgers	28-68	.412	6-26	.231	15-17	.882	15-27-42	33.9	29	15	16	1	7	77	67.3	
Dec. 3 (Tue.)	at Texas A&M	19-49	.388	5-22	.227	14-17	.824	13 30 43	43.8	12	12	18	1	10	57	75.4	
	Wake Forest	17-60	.283	6-28	.214	4-7	.571	15-18-33	33.8	16	10	15	4	10	44	64.7	
Dec. 8 (Sun.)	Texas A&M	25-67	.373	9-24	.375	13-18	.722	18-19-37	43.1	13	13	9	4	9	72	75.1	
	vs. Texas Tech	23-51	.451	12-31	.387	9-12	.750	9-26-35	33.9	16	18	18	7	6	67	64.9	
Dec. 14 (Sat.)	Texas A&M																
	vs. Purdue																
Dec. 20 (Fri.)	at Texas A&M																
	Houston Christian																
Dec. 28 (Sat.)	at Texas A&M																
	Abilene Christian																
Jan. 4 (Sat.)	at Texas A&M																
	Texas																
Jan. 8 (Wed.)	Texas A&M																
	at Oklahoma																
Jan. 11 (Sat.)	at Texas A&M																
	Alabama																
Jan. 14 (Tue.)	Texas A&M																
	at Kentucky																
Jan. 18 (Sat.)	at Texas A&M																
	LSU																
Jan. 22 (Wed.)	Texas A&M																
	at Ole Miss																
Jan. 25 (Sat.)	Texas A&M																
	at Texas																
Jan. 28 (Tue.)	at Texas A&M																
	Oklahoma																
Feb. 1 (Sat.)	Texas A&M																
	at South Carolina																
Feb. 8 (Sat.)	Texas A&M																
	at Missouri																
Feb. 11 (Tue.)	at Texas A&M																
	Georgia																
Feb. 15 (Sat.)	at Texas A&M																
	Arkansas																
Feb. 18 (Tue.)	Texas A&M																
	at Mississippi State																
Feb. 22 (Sat.)	at Texas A&M																
	Tennessee																
Feb. 26 (Wed.)	at Texas A&M																
	Vanderbilt																
March 1 (Sat.)	Texas A&M																
	at Florida																
March 4 (Tue.)	at Texas A&M																
	Auburn																
March 8 (Sat.)	Texas A&M																
	at LSU																
Texas A&M		252-611	.412	69-230	.300	178-256	.695	172-259-431	43.1	179	125	122	41	73	751	75.1	
OPPONENTS		218-573	.380	79-270	.293	134-183	.732	114-225-339	33.9	198	133	140	55	81	649	64.9	





JACE CARTER

0

SENIOR (1L) • GUARD • 6-6 • 225

TITUSVILLE, FLA. • ASTRONAUT HS • ILLINOIS-CHICAGO

MAJOR: AG LEADERSHIP EDUCATION DEVELOPMENT

MINOR: COMMUNICATION

jacecarter0

jacecarter0

SEASON HIGHS

CAREER HIGHS

PTS	16	vs. Texas Tech (12/8/24)	PTS	28	vs. Stonehill (11/21/22)
RBS	9	vs. Southern (11/20/24)	RBS	12	4x, last vs. Ole Miss (1/27/24)
AST	2	2x, last vs. Texas Tech (12/8/24)	AST	4	2x, last at Missouri St. (1/24/23)
STL	4	vs. Southern (11/20/24)	STL	4	5x, last vs. Southern (11/20/24)
BLK	1	vs. Southern (11/20/24)	BLK	2	10x, last at SMU (11/14/23)
3PM	3	vs. Texas Tech (12/8/24)	3PM	5	3x, last at Murray St. (1/14/23)
MIN	30	at UCF (11/4/24)	MIN	43	2x, last at Drake (1/10/23)

GAME-BY-GAME STATISTICS

		Min	FG-A-Pct	3FG-A-Pct	FT-A-Pct	O-D-Tot	PF	A	TO	Blk	Stl	Pts
N4	at UCF	30	2-6-.333	1-2-.500	2-4-.500	3-3-6	3	1	0	0	0	7
N8	TAMU-COMMERCE	20	1-2-.500	0-1-.000	0-0-.000	0-2-2	2	1	2	0	2	2
N11	LAMAR	14	2-4-.500	0-2-.000	0-0-.000	0-3-3	0	1	1	0	1	4
N15	OHIO STATE	DNP										
N20	SOUTHERN	22	2-5-.400	0-3-.000	1-6-.167	2-7-9	0	0	0	1	4	5
N26	\$ Oregon	24	3-4-.750	1-2-.500	0-1-.000	2-1-3	3	2	1	0	0	7
N27	\$ Creighton	22	2-6-.333	0-3-.000	1-2-.500	5-1-6	0	0	1	0	2	5
N30	\$ Rutgers	20	0-3-.000	0-3-.000	0-0-.000	0-1-1	2	0	1	0	1	0
D3	& WAKE FOREST	13	0-3-.000	0-2-.000	1-2-.500	1-1-2	1	0	2	0	1	1
D8	# vs. Texas Tech	23	5-6-.833	3-4-.750	3-4-.750	2-3-5	0	2	1	0	1	16
D14	% vs. Purdue											
D20	HOUSTON CHRISTIAN											
D28	ABILENE CHRISTIAN											
J4	* TEXAS											
J8	* at Oklahoma											
J11	* ALABAMA											
J14	* at Kentucky											
J18	* LSU											
J22	* at Ole Miss											
J25	* at Texas											
J28	* OKLAHOMA											
F1	* at South Carolina											
F8	* at Missouri											
F11	* GEORGIA											
F15	* ARKANSAS											
F18	* at Mississippi State											
F22	* TENNESSEE											
F26	* VANDERBILT											
M1	* at Florida											
M4	* AUBURN											
M8	* at LSU											

CAREER STATISTICS - ALL GAMES

	GP-GS	Min	Avg	FG-A	Pct	3FG-A	Pct	FT-A	Pct	O-D-Tot	Avg	PF	FO	A	TO	Blk	Stl	Pts	Avg
2021-22	21-17	527	25.1	61-141	.433	26-68	.382	22-32	.688	47-67-114	5.4	56	2	12	23	12	14	170	8.1
2022-23	30-30	1053	35.1	171-375	.456	53-176	.301	102-149	.685	47-163-210	7.0	74	2	48	65	22	53	497	16.6
2023-24	35-16	875	25.0	79-242	.326	34-141	.241	50-78	.641	53-111-164	4.7	59	2	21	22	7	28	242	6.9
2024-25	9-6	188	20.8	17-39	.436	5-22	.227	8-19	.421	15-22-37	4.1	11	0	7	9	1	12	47	5.2
TOTAL	96-69	2670	27.8	330-799	.413	119-408	.292	182-280	.650	165-365-530	5.5	203	6	88	121	42	108	961	10.0

*Spent two seasons at Illinois -Chicago (2021-23)

Junior (2023-24)

Saw action in all 36 games with 16 starts in his first season in Aggieland ... Averaged 6.9 points and 4.7 rebounds in 24.9 minutes per game ... As a starter, Carter slashed 9.0 points/5.7 rebounds in 30.1 minutes per game ... Tied for second on the team with 35 3-pointers ... Ranked third on the team with 29 steals and his total points (247) and rebounds (169) ranked fifth on the squad ... Hit double figures in points in nine games with a season-high 14 vs. DePaul (12/6) and Arkansas (2/20) ... Had three double-digit rebound games with a season-high 12 vs. HCU (12/22) and Ole Miss (1/27) ... Posted his lone double-double of season vs HCU with 10 points and 12 boards.

at Illinois-Chicago (2021-23)

Earned second-team All-Missouri Valley honors as a sophomore at Illinois-Chicago in 2022-23 while averaging a team-high 16.6 points and 7.0 rebounds per game with team-high 53 steals ... Was one of four players nationally and the lone Missouri Valley Conference player to average more than 16.0 points while also totaling more than 50 steals and 200 rebounds during the 2022-23 campaign ... As a freshman, Carter earned a spot on the Horizon League All-Freshman Team after starting 17 of the final 18 games of the season while contributing 8.1 points and 5.4 rebounds per game ... In two seasons at UIC, Carter averaged 13.1 points and 6.4 rebounds while seeing action in 51 games with 47 appearances in the starting lineup.

High School

Coached by Kyle Gilreath at Astronaut High School ... was the 2020 and 2021 Class 4A Player of the Year by the Florida Athletics Coaches Association (FACA) and the Brevard Sports Network, as well as the 2021 State All-Star MVP ... Was the Florida Today Player of the Year in 2021 (no vote in 2020) ... Class 4A All-State by FACA and Source Hoops ... Named first-team All-Space Coast in 2019 and 2020 by Florida Today ... Four-time All-Cape Coast Conference selection ... As a senior, Carter averaged 24 points, 9 rebounds, 2 assists and 2 steals with a high scoring game of 45 vs. THS ... For his high school career, Carter set Astronaut school records for rebounds (862), field goals (811), 3-pointers (133), steals (224) and free throws (451) ... Was a four-year letterman for the War Eagles and led team to 83 wins in 109 games played.





ZHURIC PHELPS

SENIOR (TR) ▪ F ▪ 6-4 ▪ 190

MIDLAND, TEXAS ▪ DUNCANVILLE HS ▪ SMU

MAJOR: UNIVERSITY STUDIES - RACE, GENDER, & ETHNICITY

MINOR: SPORT MANAGEMENT | PSYCHOLOGY

✉ zhuricclevelan

📍 zville

1

SEASON HIGHS

CAREER HIGHS

PTS	20	vs. Oregon (11/26/24)	PTS	28	vs. Texas A&M Commerce (11/7/22)
RBS	6	vs. Wake Forest (12/3/24)	RBS	12	vs. West Virginia (11/20/23)
AST	7	vs. Lamar (11/11/24)	AST	10	vs. East Carolina (2/19/23)
STL	4	2x, last vs. Wake Forest (12/3/24)	STL	7	at Wichita St. (2/12/23)
BLK	--	--	BLK	2	3x, last at Fla. Atlantic (2/22/24)
3PM	4	vs. Oregon(11/26/24)	3PM	5	at Texas A&M (11/30/22)
MIN	35	vs. Oregon (11/16/24)	MIN	46	at Wichita St. (2/12/23)

GAME-BY-GAME STATISTICS

		Min	FG-A-Pct	3FG-A-Pct	FT-A-Pct	O-D-Tot	PF	A	TO	Blk	Stl	Pts
N4	at UCF	---DNP---										
N8	TAMU-COMMERCE	17	8-13-.615	0-1-.000	2-6-.333	2-3-5	1	1	4	0	3	18
N11	LAMAR	28	6-9-.667	1-2-.500	3-4-.750	0-4-4	1	7	4	0	3	16
N15	OHIO STATE	31	3-12-.250	1-5-.200	7-12-.583	1-3-4	4	3	6	0	2	14
N20	SOUTHERN	29	7-17-.412	0-4-.000	2-3-.667	3-2-5	4	1	2	0	4	16
N26	§ Oregon	35	6-18-.333	4-9-.444	4-4-1.000	3-2-5	4	4	3	0	2	20
N27	§ Creighton	28	2-15-.133	0-4-.000	3-4-.750	0-2-2	4	2	1	0	0	7
N30	§ Rutgers	22	3-12-.250	0-2-.000	2-4-.500	1-1-2	2	0	4	0	0	8
D3	⊕ WAKE FOREST	34	2-9-.222	0-4-.000	2-2-1.000	1-5-6	2	3	5	0	4	6
D8	# vs. Texas Tech	27	5-17-.294	2-6-.333	0-0-.000	0-1-1	1	2	2	1	2	12
D14	% vs. Purdue											
D20	HOUSTON CHRISTIAN											
D28	ABILENE CHRISTIAN											
J4	* TEXAS											
J8	* at Oklahoma											
J11	* ALABAMA											
J14	* at Kentucky											
J18	* LSU											
J22	* at Ole Miss											
J25	* at Texas											
J28	* OKLAHOMA											
F1	* at South Carolina											
F8	* at Missouri											
F11	* GEORGIA											
F15	* ARKANSAS											
F18	* at Mississippi State											
F22	* TENNESSEE											
F26	* VANDERBILT											
M1	* at Florida											
M4	* AUBURN											
M8	* at LSU											

CAREER STATISTICS - ALL GAMES

	GP-GS	Min	Avg	FG-A	Pct	3FG-A	Pct	FT-A	Pct	O-D-Tot	Avg	PF	FO	A	TO	Blk	Stl	Pts	Avg
2021-22	32-1	478	14.9	48-124	.387	9-39	.231	18-30	.600	15-46-61	1.9	28	0	33	32	3	27	123	3.8
2022-23	30-30	940	31.3	187-475	.394	47-152	.309	103-169	.609	28-84-112	3.7	71	0	96	81	10	68	524	17.5
2023-24	33-32	964	29.2	170-440	.386	30-139	.216	120-162	.741	42-93-35	4.1	58	2	89	70	15	63	490	14.8
2024-25	9-8	251	27.8	42-122	.344	8-37	.216	25-39	.641	11-23-34	3.8	23	0	23	31	1	20	117	13.0
TOTAL	104-71	2630	25.3	447-1161	.385	94-367	.256	266-400	.665	96-246-342	3.3	180	2	241	214	29	178	1254	12.1

*Spent three seasons at SMU (2021-2024)

- Has scored 1,137 career points while averaging 12.0 points in 95 games in three collegiate season
- Owns single game career highs of 28 points, 12 rebounds, 10 assists and 7 steals
- Was one of three American Athletic Conference players to post more than 450 points, 80 assists and 60 steals in 2023-24.
- 2024 NABC All-District 24 selection

2023-24 (Junior at SMU)

Played all 33 games with 32 starts ... Averaged 14.8 points (12th AAC), 4.1 rebounds, 2.7 assists and 1.9 steals (5th AAC) to earn first-team NABC All-District and second-team All-AAC honors ... Scored 19+ in 17 games ... Had 5+ assists 8 times, including a season-high 24 with nine rebounds at Arizona State (12/6)...

2022-23 (Sophomore at SMU)

Started all 30 games he played ... Averaged 17.5 points (6th AAC), 3.7 rebounds, 3.2 assists, (11th AAC) 2.3 steals (1st AAC, 16th NCAA) ... Scored 19+ in 17 games ... Had 5+ assists 8 times, including 7 of last 13 games ... Had 15 points and a career-high 10 assists for his first double-double vs ECU (2/19) ... Team-high 26 points and a career-high 7 steals with 5 assists, 3 rebounds and a block at Wichita State (2/12)

2021-22 (Freshman at SMU)

Played 32 games ... averaged 3.8 points, 1.9 rebounds, 1.0 assists ... Had 10 points (3-4 FG, 2-3 3FG, 2-2 FT) with 5 rebounds, 2 blocks and a steal in his first career start at Temple 2/16... Co-game-high 17 points (7-10 FG, 3-5 3FG) with 3 rebounds, 2 assists and a steal in the win vs USF 1/13 ... Had 13 points (6-8 FG, 1-1 3FG) with 2 steals, 2 rebounds and an assist in the win vs Dayton 12/8 ...

High School

Zhuric Phelps was a point guard for Coach David Peavy at Duncanville High School ... Named Mr. Basketball in Texas as a senior after helping lead Duncanville to a 29-1 record and the Texas 6A State Championship ... Named UIL 6A MVP, becoming the first player in Texas to be named Mr. Basketball, win a State Championship and be State Tournament MVP since 2008... He averaged 15.2 points, 5.1 rebounds, 3.9 assists and 2.1 steals... The Duncanville native played AAU for Coach TJ Thomas with the Texas Impact 4:13... ESPN four-star prospect... Was ranked No. 2 in the state by Texas Basketball Review ... Phelps was ranked in No. 9 in Texas and No. 130 nationally by 247sports.





HAYDEN HEFNER

2

GRADUATE (4L) ▪ GUARD ▪ 6-6 ▪ 190

NEDERLAND, TEXAS ▪ NEDERLAND HIGH SCHOOL

BACHELOR'S DEGREE: MARKETING - STRATEGIC RETAILING TRACK

CERTIFICATE: PUBLIC ADMINISTRATION

haydenhefner5 haydenhefner_

SEASON HIGHS			CAREER HIGHS		
PTS	13	vs. East Texas A&M (11/8/24)	PTS	24	vs. HCU (12/22/23)
RBS	2	at UCF (11/4/24)	RBS	7	vs. PVAMU (12/30/23)
AST	1	vs. East Texas A&M (11/8/24)	AST	3	6x, last vs. LSU (1/6/24)
STL	1	at UCF (11/4/24)	STL	3	vs Mississippi State (3/5/22)
BLK	2	vs. East Texas A&M (11/8/24)	BLK	2	vs. East Texas A&M (11/8/24)
3PM	3	vs. East Texas A&M(11/8/24)	3PM	5	vs. Missouri (2/5/22)
MIN	18	2x, last vs. Texas Tech (12/8/24)	MIN	28	vs. ORU (11/17/23)

GAME-BY-GAME STATISTICS

		Min	FG-A-Pct	3FG-A-Pct	FT-A-Pct	O-D-Tot	PF	A	TO	Blk	Stl	Pts
N4	at UCF	14	0-3-.000	0-3-.000	0-0-.000	0-2-2	2	1	2	0	1	0
N8	TAMU-COMMERCE	18	4-6-.667	3-5-.600	2-2-1.000	0-0-0	1	1	0	2	2	13
N11	LAMAR	12	2-7-.286	2-6-.333	0-0-.000	0-1-1	2	1	0	0	0	6
N15	OHIO STATE	10	2-4-.500	1-3-.333	2-2-1.000	1-0-1	0	0	0	0	0	7
N20	SOUTHERN	5	0-3-.000	0-1-.000	1-2-.500	0-0-0	1	0	0	0	0	1
N26	\$ Oregon	DNP										
N27	\$ Creighton	9	0-0-.000	0-0-.000	0-0-.000	0-2-2	1	0	0	0	0	0
N30	\$ Rutgers	10	0-0-.000	0-0-.000	1-2-.500	0-2-2	0	0	0	0	2	1
D3	& WAKE FOREST	7	1-1-1.000	0-0-.000	0-0-.000	0-0-0	1	0	0	0	0	2
D8	# vs. Texas Tech	18	0-2-.000	0-1-.000	0-2-.000	2-2-4	0	1	0	1	1	0
D14	% vs. Purdue											
D20	HOUSTON CHRISTIAN											
D28	ABILENE CHRISTIAN											
J4	* TEXAS											
J8	* at Oklahoma											
J11	* ALABAMA											
J14	* at Kentucky											
J18	* LSU											
J22	* at Ole Miss											
J25	* at Texas											
J28	* OKLAHOMA											
F1	* at South Carolina											
F8	* at Missouri											
F11	* GEORGIA											
F15	* ARKANSAS											
F18	* at Mississippi State											
F22	* TENNESSEE											
F26	* VANDERBILT											
M1	* at Florida											
M4	* AUBURN											
M8	* at LSU											

CAREER STATISTICS - ALL GAMES

	GP-GS	Min	Avg	FG-A	Pct	3FG-A	Pct	FT-A	Pct	O-D-Tot	Avg	PF	FO	A	TO	Blk	Stl	Pts	Avg
2020-21	15-4	176	11.7	10-31	.323	8-26	.308	3-4	.750	0-15-15	1.0	18	1	8	5	0	3	31	2.1
2021-22	29-0	322	11.1	36-93	.387	17-56	.304	12-19	.632	15-16-31	1.1	27	1	17	21	3	18	101	3.5
2022-23	32-1	349	10.9	36-87	.414	19-54	.352	19-24	.792	1-22-23	0.7	35	0	17	27	4	8	110	3.4
2023-24	34-18	497	14.6	60-177	.339	32-111	.288	22-37	.595	21-37-58	1.7	37	0	21	33	2	14	174	5.1
2024-25	9-3	103	11.4	9-26	.346	6-19	.316	6-10	.600	3-9-12	1.3	8	0	4	2	3	6	30	3.3
TOTAL	120-26	1448	12.1	151-415	.364	82-267	.307	62-94	.660	41-99-140	1.2	126	2	68	88	12	49	446	3.7

2023-24 (Senior)

Averaged a career-best 5.0 points per game (174 total) while seeing action in 35 games with 18 starts ... Reached double figures in four games, including a career-high 24 against HCU (12/22) ... Hefner also led all scorers with 19 and chipped in a season-high seven rebounds in the season-opening win over Texas A&M-Commerce ... Hit four 3-pointers on his way to 14 points in just 19 minutes against No. 19 FAU in the ESPN Events Invitational (11/24) For the season, he connected on 32 3-pointers, which was fourth-best on the team ... Logged career highs in minutes (497), field goals (60), 3-pointers, free throws (22), rebounds (59) and assists (22).

2022-23 (Junior)

Was one of the Aggies' top backcourt options off the bench with 102 points and a team-best 17 3-pointers as a reserve ... Saw action in 32 games with a start in the Aggies' win over Loyola-Chicago at the Myrtle Beach Invitational (11/20) ... Chipped in 3.4 points per game and had six games with multiple 3-pointers ... Connected on 79.2 percent of his free throw attempts (19-of-24).

2021-22 (Sophomore)

Appeared in 29 games ... Averaged 3.5 points and 1.1 rebounds per game in 11.0 minutes of action ... Scored a career-high 17 points against Missouri (2/5) while hitting five 3-pointers.

2020-21 (Freshman)

Played in 15 games with four total starts, including three against SEC opponents (UT, MSU, UM) ... Played a season-high 22 minutes against UNO and UTRGV ... Buried three 3-pointers to account for all of his season-high nine points in his collegiate debut against UNO on 11/29 ... Returned to the court for the first time since Dec. 12 and put up six points in the win over Auburn ... Hauled in a season-high five rebounds at South Carolina ... Dished a season-high three assists against Vanderbilt in the SEC Tournament.

High School

Coached by Brian English at Nederland HS ... Three-star prospect by 247Sports, ESPN and Rivals ... Ranked No. 47 shooting guard nationally by 247Sports ... Hefner earned district MVP after leading Nederland to a 21-5A district title as a senior ... Named TABC All-State and a UIL 5A All-State recipient in 2019-20 after averaging 18 points, 6 rebounds and 3 assists ... Earned first-team Super Gold honors by Beaumont Enterprise in 2018-19 and 2019-20 ... Played AAU for the Houston Defenders on the Under Armor Circuit where he averaged 11.0 points, 3.5 rebounds, 1.8 assists and 1.3 steals.





WADE TAYLOR IV

4

SENIOR (3L) ▪ GUARD ▪ 6-0 ▪ 180

DALLAS, TEXAS ▪ LANCASTER HIGH SCHOOL

BACHELOR'S DEGREE: UNIVERSITY STUDIES - RACE, GENDER, & ETHNICITY

MINORS: SPORT MANAGEMENT, COMMUNICATION

MASTER'S: RECREATION AND YOUTH DEVELOPMENT

[wadetaylorIV](#) [thewadetayloriv](#)

SEASON HIGHS			CAREER HIGHS		
PTS	24	vs. Rutgers (11/30/24)	PTS	41	at Arkansas (1/16/24)
RBS	6	vs. Oregon (11/26/24)	RBS	7	3x, last vs. Houston (3/24/24)
AST	7	at UCF (11/4/24)	AST	9	2x, last vs. Arkansas (2/20/24)
STL	2	2x, last vs. Texas Tech (12/8/24)	STL	6	3x, last vs. LSU (1/6/24)
BLK	1	vs. Creighton (11/27/24)	BLK	1	6x, last vs. Creighton (11/27/24)
3PM	4	3x, last vs. Wake Forest (12/3/24)	3PM	7	vs. Nebraska (3/22/24)
MIN	36	vs. Rutgers (11/30/24)	MIN	44	vs. Houston (3/24/24)

GAME-BY-GAME STATISTICS

		Min	FG-A-Pct	3FG-A-Pct	FT-A-Pct	O-D-Tot	PF	A	TO	Blk	Stl	Pts
N4	at UCF	34	4-15-.270	4-11-.360	1-2-.500	0-3-3	3	7	2	0	1	13
N8	TAMU-COMMERCE	21	4-7-.571	2-4-.500	0-0-.000	0-2-2	2	6	1	0	1	10
N11	LAMAR	25	5-8-.625	3-6-.500	2-2-1.000	0-4-4	2	3	3	0	1	15
N15	OHIO STATE	28	3-8-.375	2-4-.500	7-7-1.000	1-3-4	5	2	1	0	1	15
N20	SOUTHERN	30	5-13-.385	4-10-.400	3-4-.750	0-4-4	4	6	3	0	1	17
N26	§ Oregon	33	4-16-.250	2-10-.200	5-6-.833	0-6-6	4	4	3	0	0	15
N27	§ Creighton	34	7-19-.368	3-9-.333	1-2-.500	0-5-5	2	4	2	1	0	18
N30	§ Rutgers	36	7-14-.500	2-8-.250	8-8-1.000	0-0-0	2	5	3	0	0	24
D3	§ WAKE FOREST	33	4-11-.364	4-9-.444	3-4-.750	0-4-4	1	4	3	0	2	15
D8	# vs. Texas Tech	33	6-17-.353	2-8-.250	5-5-1.000	0-3-3	3	4	1	0	2	19
D14	% vs. Purdue											
D20	HOUSTON CHRISTIAN											
D28	ABILENE CHRISTIAN											
J4	* TEXAS											
J8	* at Oklahoma											
J11	* ALABAMA											
J14	* at Kentucky											
J18	* LSU											
J22	* at Ole Miss											
J25	* at Texas											
J28	* OKLAHOMA											
F1	* at South Carolina											
F8	* at Missouri											
F11	* GEORGIA											
F15	* ARKANSAS											
F18	* at Mississippi State											
F22	* TENNESSEE											
F26	* VANDERBILT											
M1	* at Florida											
M4	* AUBURN											
M8	* at LSU											

CAREER STATISTICS - ALL GAMES

	GP-GS	Min	Avg	FG-A	Pct	3FG-A	Pct	FT-A	Pct	O-D-Tot	Avg	PF	FO	A	TO	Blk	Stl	Pts	Avg
2021-22	40-14	699	17.5	106-311	.341	44-158	.278	73-94	.777	13-59-72	1.8	80	0	87	70	3	47	329	8.2
2022-23	35-33	1005	28.7	160-404	.396	79-222	.356	173-197	.878	14-82-96	2.7	96	1	137	92	2	61	572	16.3
2023-24	35-35	1138	32.5	209-559	.374	95-289	.329	153-181	.845	14-104-118	3.4	105	1	142	100	1	65	666	19.0
2024-25	10-10	307	34.1	49-128	.383	28-79	.354	35-40	.875	1-34-35	3.5	28	1	45	22	1	9	161	16.1
TOTAL	121-93	3193	26.4	529-1428	.370	249-761	.327	442-521	.848	45-283-328	2.7	312	3	414	285	7	183	1749	14.5

- Taylor enters his final season with 13 season school records already on his resume and more than 30 career school and SEC Tournament standards within range.
- Taylor is the lone DI player to log 500+ points, 100+ assists and 60+ steals the past two seasons.
- Preseason 2024-25 All-SEC (media)
- Preseason 2024-25 Third-Team All-American (CBSSports.com)

2023-24 (Junior)

Earned first-team All-SEC honors for the second straight year after leading the Aggies in scoring, 3-pointers, free throws, assists and steals ... Also earned SEC All-Tournament honors for the second straight year after leading all scorers with 82 points (27.3 points/G)... Ranked fourth in the SEC with a 19.1 scoring average (687 points)... Had seven 30-point games, including a career-high 41 at Arkansas (1/16) ... Was at his best against the best with a 22.2 scoring average in 10 games against teams in the AP Top 25, which was the fifth-highest among players with at least eight games against ranked foes.

2022-23 (Sophomore)

Was a consensus first-team All-SEC selection and received third-team All-America honors from Stadium.com ... Averaged 16.5 points, which ranked No. 3 in the SEC for the full season, while leading the SEC in free throws made with 168 and FT% with an 87.5% success rate ... Taylor ranked fourth in assists (136) and fifth in steals (60) ... Was one of three NCAA DI players with 500+ points, 125+ assists and 50+ steals while making 85% or better on free throw attempts ... Poured in a career-high 28 points in the Aggies' 67-61 win over No. 2 Alabama (3/4) ... Had 12 games with 20 or more points

2021-22 (Freshman)

Appeared in all 40 games with 14 starts, including the last 13 games ... Averaged 8.2 points, 2.2 assists and 1.8 rebounds per game for the season ... Was named SEC Freshman of the Week after scoring 19 points with five 3-pointers in the win at Oregon State (12/18)

High School

Ranked as a four-star prospect in the 247Sports Composite ... Tabbed as the No. 119 player nationally and No. 18 point guard in the country ... Ranked as the No. 7 player in the state of Texas ... Scored over 2,000 points in his high school career ... Helped lead Lancaster High School to a No. 1 ranking in 5A in 2020 ... Averaged 15.7 points, 4.3 assists and 3.3 steals per game as a junior.





SOLOMON WASHINGTON

9

JUNIOR (2L) ▪ FORWARD ▪ 6-7 ▪ 220

NEW ORLEANS, LA. ▪ CARVER HS

MAJOR: AG LEADERSHIP EDUCATION DEVELOPMENT

MINOR: SPORT MANAGEMENT

nolimitssa_1

nolimit_sa

SEASON HIGHS

CAREER HIGHS

PTS	11	vs. Rutgers (11/30/24)	PTS	18	vs. Iowa State (11/26/23)
RBS	11	vs. Southern (11/20/24)	RBS	10	vs. Arkansas (2/20/24)
AST	2	2x, last vs. Texas Tech (12/8/24)	AST	5	vs. HCU (12/22/23)
STL	1	vs. Creighton (11/27/24)	STL	3	vs. Memphis (12/10/23)
BLK	4	vs. Rutgers (11/30/24)	BLK	4	2x, last vs. Rutgers (11/30/24)
3PM	2	vs. Texas Tech (12/8/24)	3PM	3	vs. Iowa State (11/26/23)
MIN	31	vs. Texas Tech (12/8/24)	MIN	35	at LSU (1/20/24)

GAME-BY-GAME STATISTICS

		Min	FG-A-Pct	3FG-A-Pct	FT-A-Pct	O-D-Tot	PF	A	TO	Blk	Stl	Pts
N4	at UCF	29	3-10-.300	0-1-.000	0-1-.000	3-6-9	2	0	1	1	0	6
N8	TAMU-COMMERCE	18	1-1-1.000	0-0-0.000	2-2-1.000	1-3-4	1	2	2	2	0	4
N11	LAMAR	20	1-4-.250	1-3-.333	4-5-.800	2-2-4	2	1	0	1	0	7
N15	OHIO STATE	30	0-4-.000	0-2-.000	2-2-1.000	1-7-8	3	1	0	0	0	2
N20	SOUTHERN	30	1-5-.200	0-2-.000	3-4-.750	6-5-11	2	1	1	1	0	5
N26	§ Oregon	6	0-2-.000	0-2-.000	0-0-.000	1-1-2	0	0	0	0	0	0
N27	§ Creighton	20	3-5-.600	1-2-.500	3-3-1.000	4-2-6	4	1	3	0	1	10
N30	§ Rutgers	24	4-6-.667	0-0-0.000	3-3-1.000	1-4-5	3	1	1	4	0	11
D3	§ WAKE FOREST	22	2-3-.667	0-1-.000	1-1-1.000	2-2-4	0	1	2	0	0	5
D8	# vs. Texas Tech	31	2-5-.400	2-3-.667	2-2-1.000	6-3-9	2	2	1	2	0	8
D14	% vs. Purdue											
D20	HOUSTON CHRISTIAN											
D28	ABILENE CHRISTIAN											
J4	* TEXAS											
J8	* at Oklahoma											
J11	* ALABAMA											
J14	* at Kentucky											
J18	* LSU											
J22	* at Ole Miss											
J25	* at Texas											
J28	* OKLAHOMA											
F1	* at South Carolina											
F8	* at Missouri											
F11	* GEORGIA											
F15	* ARKANSAS											
F18	* at Mississippi State											
F22	* TENNESSEE											
F26	* VANDERBILT											
M1	* at Florida											
M4	* AUBURN											
M8	* at LSU											

CAREER STATISTICS - ALL GAMES

	GP-GS	Min	Avg	FG-A	Pct	3FG-A	Pct	FT-A	Pct	O-D-Tot	Avg	PF	FO	A	TO	Blk	Stl	Pts	Avg
2022-23	31-4	376	12.1	33-69	.478	4-15	.267	28-35	.800	40-49-89	2.9	58	1	10	15	16	15	98	3.2
2023-24	33-19	775	23.5	84-175	.480	16-57	.281	58-81	.716	78-109-187	5.7	89	4	26	26	38	26	251	7.4
2024-25	10-10	230	23	17-45	.378	4-16	.250	20-23	.870	27-35-62	6.2	19	0	10	11	11	1	58	5.8
TOTAL	75-34	1412	18.8	137-294	.466	25-91	.275	108-143	.755	148-198-346	4.6	166	5	46	53	64	42	407	5.4

- Led the SEC in blocks (37) among 6-foot-7 or shorter players (No. 10 overall) and was No. 6 in rebounds (195) in 2023-24
- Was one of four SEC with more than 250 points, 190 rebounds, 30 blocks and 25 steals last season
- Averaged 10.9 points, 8.0 rebounds and 1.25 steals in the month of March and also posted a career-high four blocks vs. Nebraska in the NCAA Tournament.

2023-24 (Sophomore)

Moved into the starting lineup in mid-January and averaged 8.6 points, 6.4 rebounds and 1.5 blocks in 19 starts as the Aggies advanced to the second round of the NCAA Tournament ... In the month of March, Washington raised his average to 10.9 points, 8.0 rebounds and 2.0 blocks per contest ... In that span, Washington ranked No. 3 in blocks and No. 4 in rebounds among all SEC players ... For the full season, Washington slashed 7.4 points/5.7 rebounds/ 1.1 blocks.... Hit his career high with 18 points against Iowa State in the ESPN Events Invitational (11/26) and vs. Florida in the SEC Tournament semifinals (3/16).

2022-23 (Freshman)

Made four starts while seeing action in 31 games in his first season in Aggieland ... Provided an offensive and defensive spark off the bench ... Consistently strong on the offensive glass, Washington ranked No. 7 in the SEC with 33 offensive boards off the bench ... Among SEC bench players, "Solo" tied for 12th in blocked shots (14) and ranked No. 14 in total rebounds (75) ... Chipped in 3.2 points and 2.9 rebounds per game for the season ... Ranked second on the team in free throw percentage, hitting 28-of-35 from the charity stripe ... Scored a season-high 12 points against Colorado.

High School

Was named the 2022 Gatorade Louisiana Player of the Year ... No. 1 ranked recruit from Louisiana in the 247Sports Composite ... Led the Carver Collegiate Academy to a 33-5 record and a Class 4A state championship after averaging 14.9 points, 11.1 rebounds, 3.0 assists, 2.6 blocks and 2.4 steals per game in 2021-22 ... Recorded 23 double-doubles, including a 14-point, 20-rebound performance in the state championship game in which he also had nine assists and six blocks ... Was a two-time first team all-state selection and amassed 1,642 points and 1,435 rebounds in his career ... Maintained a 3.05 GPA in the classroom, and volunteered locally with Thrive New Orleans and as a youth camp counselor.





CJ WILCHER

10

GRADUATE (TR) • GUARD • 6-5 • 210

PLAINFIELD, N.J. • ROSELLE CATHOLIC HS • NEBRASKA

BACHELOR'S DEGREE: CHILD, YOUTH AND FAMILY STUDIES

GRADUATE PROGRAM: RECREATION AND YOUTH DEVELOPMENT

CJWilcher

cj_wilcher

SEASON HIGHS

CAREER HIGHS

PTS	9	vs. Lamar (11/11/24)	PTS	22	2x, last vs. Wisconsin (2/1/24)
RBS	2	2x, last vs. Ohio State (11/15/24)	RBS	6	2x, last vs. Minnesota (2/25/23)
AST	1	2x, last vs. Ohio State (11/15/24)	AST	4	2x, last vs. Rutgers (2/14/23)
STL	1	vs. Rutgers (11/30/24)	STL	3	South Carolina St. (12/29/23)
BLK	--	--	BLK	2	2x, last vs. Lindenwood (11/6/23)
3PM	3	vs. Lamar (11/11/24)	3PM	5	2x, last vs. Wisconsin (2/1/24)
MIN	17	vs. East Texas A&M (11/8/24)	MIN	38	vs. Minnesota (1/7/23)

GAME-BY-GAME STATISTICS

		Min	FG-A-Pct	3FG-A-Pct	FT-A-Pct	O-D-Tot	PF	A	TO	Blk	Stl	Pts
N4	at UCF	11	2-5-.400	2-5-.400	0-0-.000	0-2-2	0	0	0	0	0	6
N8	TAMU-COMMERCE	17	0-3-.000	0-3-.000	0-0-.000	0-0-0	1	1	0	0	0	0
N11	LAMAR	15	3-5-.600	3-5-.600	0-0-.000	0-1-1	0	0	1	0	0	9
N15	OHIO STATE	11	2-3-.667	2-3-.667	0-0-.000	0-2-2	1	0	0	0	0	6
N20	SOUTHERN	6	1-3-.333	1-3-.333	0-0-.000	0-0-0	1	1	0	0	0	3
N26	\$ Oregon	11	2-5-.400	2-5-.400	2-2-1.000	0-1-1	2	1	1	0	0	8
N27	\$ Creighton	7	0-2-.000	0-2-.000	0-0-.000	0-0-0	0	0	0	0	0	0
N30	\$ Rutgers	8	0-2-.000	0-2-.000	4-5-.800	0-0-0	1	0	0	0	1	4
D3	& WAKE FOREST	9	1-4-.250	1-4-.250	0-0-.000	0-0-0	0	0	1	0	0	3
D8	# vs. Texas Tech	7	0-0-.000	0-0-.000	0-0-.000	0-1-1	0	0	0	0	1	0
D14	% vs. Purdue											
D20	HOUSTON CHRISTIAN											
D28	ABILENE CHRISTIAN											
J4	* TEXAS											
J8	* at Oklahoma											
J11	* ALABAMA											
J14	* at Kentucky											
J18	* LSU											
J22	* at Ole Miss											
J25	* at Texas											
J28	* OKLAHOMA											
F1	* at South Carolina											
F8	* at Missouri											
F11	* GEORGIA											
F15	* ARKANSAS											
F18	* at Mississippi State											
F22	* TENNESSEE											
F26	* VANDERBILT											
M1	* at Florida											
M4	* AUBURN											
M8	* at LSU											

CAREER STATISTICS - ALL GAMES

	GP-GS	Min	Avg	FG-A	Pct	3FG-A	Pct	FT-A	Pct	O-D-Tot	Avg	PF	FO	A	TO	Blk	Stl	Pts	Avg
2020-21	15-1	151	10.1	18-45	.400	10-29	.345	4-4	1.000	7-9-16	1.1	11	0	5	7	1	5	50	3.3
2021-22	32-2	791	24.7	92-199	.462	52-128	.406	22-35	.629	17-56-73	2.3	42	1	26	31	3	25	258	8.1
2022-23	32-24	870	27.1	95-238	.399	42-134	.313	23-36	.639	17-61-78	2.4	52	1	44	47	6	18	255	8.0
2023-24	33-2	591	17.9	87-193	.451	50-127	.394	31-33	.939	12-37-49	1.5	39	0	28	32	6	17	255	7.7
2024-25	10-0	102	12	11-32	.344	11-32	.344	6-7	.857	0-7-7	0.7	6	0	3	3	0	2	39	3.9
TOTAL	122-29	2507	20.6	303-707	.429	165-450	.367	86-115	.748	53-170-223	1.8	150	2	106	120	16	67	857	7.0

*Spent one season at Xavier and three seasons at Nebraska (2020-2024)

- Ranked as the Big Ten's No. 3 bench scorer with 236 points in 2023-24
- Scored a Big Ten-high 520 points off the bench over the past three seasons
- His 103 3-pointers off the bench over the past three seasons ranks No. 7 among all DI players
- Wilcher has hit 43.4% of his 3-point attempts in 20 games against AP Top 25 teams during his career
- Two-time Academic All-Big Ten honoree

2023-24 (Junior at Nebraska)

Emerged as one of the Big Ten's best sixth men in 2023-24 ... Ranked No. 3 in the Big Ten with 236 points off the bench ... For the full season, Wilcher averaged 7.7 points per game on 45 percent shooting, including 39 percent from 3-point range, and 94 percent from the line

2022-23 (Sophomore at Nebraska)

Wilcher was a mainstay in the Husker rotation as a sophomore, as he was one of three Huskers to appear in all 32 games, including 24 starts ... Averaged 8.0 points, 2.4 rebounds and 1.4 assists per game, ranking second on the team with 42 3-pointers.

2021-22 (Freshman at Nebraska)

Wilcher became one of the Big Ten's top scoring reserves, averaging 8.1 points and 2.3 rebounds per game as the Huskers' sixth man ... Paced NU in 3-pointers (52) and 3-point percentage (.406), while he also shot 43 percent from long range in Big Ten play.

2020-21 (Xavier)

Wilcher played in 15 games for the Xavier Musketeers in 2020-21, averaging 3.3 points and 1.1 rebounds per game ... Wilcher saw more action down the stretch, playing double-figure minutes in seven of his last nine contests, including more than 20 minutes per game over the Musketeers' final four games

High School

A four-star recruit coming out of high school by ESPN, Wilcher was ranked No. 81 by ESPN in the class of 2020 ... Played for Dave Boff at Roselle Catholic as a senior, averaging 18.8 points, 4.5 rebounds and 2.8 assists ... Had 50 3-pointers as a senior, highlighted by hitting six 3-pointers in a 59-58 win over Gill St. Bernard's in the sectional championship ... Starred for St. Benedict's Prep in Newark during his sophomore and junior year, averaging 18 points, 5.0 rebounds and 4.5 assists in 2018-19.





ANDERSSON GARCIA

11

SENIOR ▪ FORWARD ▪ 6-7 ▪ 220
 MOCA, DOMINICAN REPUBLIC ▪ HAMILTON HEIGHTS (TENN.) ▪ MISSISSIPPI ST.
 MAJOR: RECREATION, PARK & TOURISM SCIENCE

mamba__11

mamba11

SEASON HIGHS

CAREER HIGHS

PTS	15	vs. Lamar (11/11/24)	PTS	15	vs. Lamar (11/11/24)
RBS	16	vs. Wake Forest (12/3/24)	RBS	19	vs. HCU (12/22/23)
AST	3	vs. Lamar (11/11/24)	AST	5	at Missouri (2/7/24)
STL	3	vs. Wake Forest (12/3/24)	STL	5	vs. Kentucky (1/13/24)
BLK	2	vs. Creighton (11/27/24)	BLK	2	6x, last at Missouri (2/7/24)
3PM	2	vs. Lamar (11/11/24)	3PM	2	2x, last vs. Lamar (11/11/24)
MIN	35	vs. Oregon (11/26/24)	MIN	41	vs. Houston (3/24/24)

GAME-BY-GAME STATISTICS

		Min	FG-A-Pct	3FG-A-Pct	FT-A-Pct	O-D-Tot	PF	A	TO	Blk	Stl	Pts
N4	at UCF	26	2-2-1.000	0-0-0.000	0-0-0.000	2-4-6	5	2	1	1	0	4
N8	TAMU-COMMERCE	22	1-3-.333	0-1-0.000	0-0-0.000	1-7-8	2	3	0	0	2	2
N11	LAMAR	27	5-7-.714	2-2-1.000	3-5-.600	3-6-9	4	3	2	1	1	15
N15	OHIO STATE	21	1-3-.333	1-3-.333	2-2-1.000	0-4-4	4	1	0	0	0	5
N20	SOUTHERN	28	2-2-1.000	0-0-0.000	0-0-0.000	5-3-8	0	1	1	1	1	4
N26	§ Oregon	35	1-5-.200	1-4-.250	0-0-0.000	5-2-7	3	0	1	1	1	3
N27	§ Creighton	22	2-7-.286	1-3-.333	5-6-.833	2-5-7	1	0	0	2	0	10
N30	§ Rutgers	26	2-4-.500	0-0-0.000	2-2-1.000	0-6-6	3	1	0	1	1	6
D3	§ WAKE FOREST	29	1-2-.500	0-1-0.000	3-3-1.000	4-12-16	0	2	1	1	3	5
D8	# vs. Texas Tech	7	0-1-0.000	0-1-0.000	0-0-0.000	1-2-3	5	0	0	0	0	0
D14	% vs. Purdue											
D20	HOUSTON CHRISTIAN											
D28	ABILENE CHRISTIAN											
J4	* TEXAS											
J8	* at Oklahoma											
J11	* ALABAMA											
J14	* at Kentucky											
J18	* LSU											
J22	* at Ole Miss											
J25	* at Texas											
J28	* OKLAHOMA											
F1	* at South Carolina											
F8	* at Missouri											
F11	* GEORGIA											
F15	* ARKANSAS											
F18	* at Mississippi State											
F22	* TENNESSEE											
F26	* VANDERBILT											
M1	* at Florida											
M4	* AUBURN											
M8	* at LSU											

CAREER STATISTICS - ALL GAMES

	GP-GS	Min	Avg	FG-A	Pct	3FG-A	Pct	FT-A	Pct	O-D-Tot	Avg	PF	FO	A	TO	Blk	Stl	Pts	Avg
2020-21	11-0	35	3.2	11-18	.611	2-4	.500	1-4	.250	8-4-12	1.1	2	0	4	3	1	4	25	2.3
2021-22	33-3	486	14.7	49-90	.544	5-16	.313	40-69	.580	47-93-140	4.2	54	1	46	41	7	37	143	4.3
2022-23	34-1	561	16.5	33-65	.508	4-10	.400	38-53	.717	70-79-149	4.4	84	6	27	26	7	20	108	3.2
2023-24	35-4	981	28.0	61-112	.545	8-19	.421	74-105	.705	153-169-322	9.2	103	5	53	30	25	44	204	5.8
2024-25	10-3	243	24.3	17-36	.472	5-15	.333	15-18	.833	23-51-74	7.4	27	2	13	7	8	9	54	5.4
TOTAL	124-11	2351	19.0	174-325	.535	25-65	.385	173-256	.676	304-398-702	5.7	273	14	145	108	49	116	546	4.4

*Spent two seasons at Mississippi State (2020-22)

- The versatile Garcia was the only Power 5 player to post more than 300 rebounds, 200 points, 50 assists, 40 steals and 20 blocked shots in 2023-24.
- SEC All-Defensive Team, 2024

2023-24 (Senior)

Posted a breakout season as he led the SEC in offensive (156) and total rebounds (327) despite coming off the bench in 32 of 36 games... Contributed 7.0 points per game and was the Aggies' top 3-point shooter at 45.0% (9-of-20) ... The versatile Garcia was one of six D-I players, including the only player from the Power 5, to post more than 300 rebounds, 200 points, 50 assists, 40 steals and 20 blocked shots

2022-23 (Junior)

One of the SEC's top rebounders and defenders off the bench ... Was the SEC's top rebounder off the bench with a league-best 69 offensive boards and 142 total rebounds ... Garcia's 69 offensive boards off the bench ranked No. 6 nationally and No. 1 among players in the power five leagues... 4.4 rebounds per game while seeing action in 34 games with one start (at DePaul) ... scored a season-high 11 points twice and grabbed a season-best 10 rebounds vs. Arkansas (2/15) ... team was 15-2 when he scored three or more points and 12-2 when he logged five or more rebounds.

2021-22 (Sophomore at Mississippi State)

Garcia saw action in 33 games where he broke into the starting lineup during State's three postseason contests (March 10-16) ... Improved his season averages to 4.3 points, 4.2 rebounds, 1.4 assists and 1.1 steals per game ... Eight of his top nine scoring efforts came against SEC opponents ... State won 10 of 13 games when Garcia scored at least six points.

2020-21 (Freshman at Mississippi State)

Garcia made 11 appearances off the bench where he averaged 2.3 points, 1.1 rebounds, 0.4 assists and 0.4 steals per game.

High School

Prepped under Zach Ferrell at Hamilton Heights Christian Academy in Chattanooga, Tennessee ... Posted 9.0 points, 9.6 rebounds and 3.7 assists per game and shot 61 percent from the floor during his senior season ... Hamilton Heights went 28-3, won the NACA National Championship and earned a USA Today top 20 national finish in 2019-20...





HENRY COLEMAN III

15

GRADUATE (3L) ▪ FORWARD ▪ 6-8 ▪ 250
 RICHMOND, VA. ▪ TRINITY EPISCOPAL SCHOOL ▪ DUKE
 BACHELOR'S: UNIVERSITY STUDIES - RACE, GENDER, & ETHNICITY
 MINORS: SPORT MANAGEMENT, AG LEADERSHIP DEVELOPMENT
 GRADUATE PROGRAM: U5 - UNIVERSITY STUDIES

[X](#) [hencoleman3](#) [@henrycoleman3](#)

SEASON HIGHS

CAREER HIGHS

PTS	17	vs. Creighton (11/27/24)	PTS	27	vs North Florida (11/10/21)
RBS	9	vs. Creighton (11/27/24)	RBS	15	3x, last at SMU (11/14/23)
AST	1	2x, last vs. Creighton (11/27/24)	AST	6	at DePaul (11/25/22)
STL	4	vs. Southern (11/20/24)	STL	5	vs Florida (3/10/22)
BLK	--	--	BLK	2	3x, last at LSU (1/26/22)
3PM	--	--	3PM	-	-
MIN	28	vs. Creighton (11/27/24)	MIN	41	vs Florida (3/10/22)

GAME-BY-GAME STATISTICS

		Min	FG-A-Pct	3FG-A-Pct	FT-A-Pct	O-D-Tot	PF	A	TO	Blk	Stl	Pts
N4	at UCF	12	2-6-.333	0-0-.000	2-2-1.000	5-1-6	0	0	0	0	1	6
N8	TAMU-COMMERCE	20	6-9-.667	0-0-.000	2-2-1.000	6-2-8	3	1	0	0	0	14
N11	LAMAR	16	5-7-.714	0-0-.000	3-6-.500	5-2-7	1	1	0	0	1	13
N15	OHIO STATE	21	4-6-.667	0-0-.000	4-4-1.000	4-2-6	1	0	1	0	0	12
N20	SOUTHERN	27	4-7-.571	0-0-.000	3-4-.750	3-3-6	2	0	1	0	4	11
N26	§ Oregon	23	3-4-.750	0-0-.000	0-0-.000	2-5-7	1	0	0	0	0	6
N27	§ Creighton	28	8-10-.800	0-0-.000	1-2-.500	4-5-9	2	1	2	0	1	17
N30	§ Rutgers	27	3-4-.750	0-0-.000	5-5-1.000	3-3-6	2	0	3	0	0	11
D3	⊕ WAKE FOREST	21	4-6-.667	0-0-.000	2-3-.667	1-2-3	1	0	1	0	0	10
D8	# vs. Texas Tech	28	1-4-.250	0-0-.000	3-5-.600	2-3-5	1	1	1	0	2	5
D14	% vs. Purdue											
D20	HOUSTON CHRISTIAN											
D28	ABILENE CHRISTIAN											
J4	* TEXAS											
J8	* at Oklahoma											
J11	* ALABAMA											
J14	* at Kentucky											
J18	* LSU											
J22	* at Ole Miss											
J25	* at Texas											
J28	* OKLAHOMA											
F1	* at South Carolina											
F8	* at Missouri											
F11	* GEORGIA											
F15	* ARKANSAS											
F18	* at Mississippi State											
F22	* TENNESSEE											
F26	* VANDERBILT											
M1	* at Florida											
M4	* AUBURN											
M8	* at LSU											

CAREER STATISTICS - ALL GAMES

	GP-GS	Min	Avg	FG-A	Pct	3FG-A	Pct	FT-A	Pct	O-D-Tot	Avg	PF	FO	A	TO	Blk	Stl	Pts	Avg
2020-21	19-0	95	5.0	10-20	.500	0-1	.000	1-5	.200	13-13-26	1.4	5	0	3	5	6	3	21	1.1
2021-22	39-36	1043	26.7	160-285	.561	0-3	.000	109-159	.686	102-140-242	6.2	90	3	24	40	16	50	429	11.0
2022-23	35-31	948	27.1	118-222	.532	0-2	.000	80-113	.708	79-122-201	5.7	63	1	33	53	4	30	316	9.0
2023-24	31-16	734	23.7	101-177	.571	0-2	.000	73-105	.695	72-106-178	5.7	33	0	23	23	2	23	275	8.9
2024-25	10-4	223	22.3	40-63	.635	0-0	.000	25-33	.758	35-28-63	6.3	14	0	4	9	0	9	105	10.5
TOTAL	135-87	3052	22.6	430-768	.560	0-8	.000	291-419	.695	302-410-712	5.3	205	4	87	130	28	115	1151	8.5

*Spent the 2020-21 season at Duke

- Ranks as one of the five players in Texas A&M history to have compiled more than 1,000 points, 600 rebounds and 100 steals
- Has 15 career double-doubles
- Has connected on 50.0% or higher on his field goal attempts in each of his four collegiate seasons

2023-24 (Senior)

Led the team with a 57.3 field goal percentage while ranking third on the team with 8.8 points per game ... ranked fourth in rebounds with 5.6 per game ... Injuries kept him out of four games and limited him to 15 or less minutes in eight other contests ... posted five double-doubles, including three in a row in November when had 20/11 vs. Ohio State (11/10), 13/15 vs. SMU (11/14) and 19/10 vs. Oral Roberts (11/17) ... earned SEC Player of the Week honors on Nov. 20 after the three straight double-doubles ... also had 16/14 at Virginia (11/29) and 20/13 vs. Prairie View (12/30) ... Posted three games with 20 or more points, including a season-high 24 vs. Penn State

2022-23 (Junior)

Averaged 9.0 points and 5.7 rebounds while playing in all 35 games with 31 starts ... team leader in total rebounds with 201 and offensive boards with 79 ... had five double-doubles in points and rebounds, including an 18-point/15-rebound effort on the road against Arkansas (1/31) ... also had double-doubles vs. Abilene Christian (13-11 on 11/11), Missouri (10-10 on 1/11), South Carolina (12-11 on 1/14) and Arkansas (16-11 on 3/10) ... Posted 17 games with double-digit points, including a season-high of 24 vs. NW State (12/27)

2021-22 (Sophomore)

Appeared in 39 games making 26 starts ... Ranked second on the team in scoring at 11.0 points per game and tied for the team lead with 6.2 rebounds per game ... Scored a career-high 27 points in the season-opening win over North Florida (11/10) ... Registered five double-doubles, all of which came against SEC teams.

2020-21 (Freshman at Duke)

Appeared in 19 games as a freshman, including each of the final 11 contests of the season ... Shot 10-of-20 (.500) from the field and averaged 1.1 points with 1.4 rebounds per contest.

High School

A four-star power forward ... Ranked as the No. 52 player overall, the No. 10 power forward and the No. 5 player in the state of Virginia in ESPN 100's rankings for the class of 2020 ... Averaged 22.8 points, 12.8 rebounds and 3.4 assists per game as a senior at Trinity Episcopal School ... Put up 25.6 points and 12.1 rebounds per contest as a junior.



PHARREL PAYNE

21



JUNIOR (TR) ▪ FORWARD/CENTER ▪ 6-9 ▪ 250
 COTTAGE GROVE, MINN. ▪ PARK HS ▪ MINNESOTA
 MAJOR: UNIVERSITY STUDIES - RACE, GENDER, & ETHNICITY
 MINORS: HISTORY | MEDICAL ANTHROPOLOGY

pharrelpayne_22 pharrelpayne_22

SEASON HIGHS

CAREER HIGHS

PTS	15	at UCF (11/4/24)	PTS	21	Rutgers (2/18/24)
RBS	7	vs. Lamar (11/11/24)	RBS	11	Rutgers (2/18/24)
AST	2	vs. Ohio State (11/15/24)	AST	6	vs. Penn St. (2/18/23)
STL	2	vs. Creighton (11/27/24)	STL	1	at Indiana St. (3/24/24)
BLK	3	vs. Lamar (11/11/24)	BLK	5	at Indiana (1/12/24)
3PM	--	--	3PM	--	--
MIN	24	vs. Lamar (11/11/24)	MIN	36	at Northwestern (3/9/24)

GAME-BY-GAME STATISTICS

		Min	FG-A-Pct	3FG-A-Pct	FT-A-Pct	O-D-Tot	PF	A	TO	Blk	Stl	Pts
N4	at UCF	22	6-9-.667	0-0-.000	3-5-.600	1-5-6	5	1	2	1	1	15
N8	TAMU-COMMERCE	17	3-5-.600	0-0-.000	2-6-.333	2-4-6	0	0	0	1	1	8
N11	LAMAR	24	1-3-.333	0-0-.000	2-4-.500	3-4-7	3	0	0	3	0	4
N15	OHIO STATE	19	1-1-1.000	0-0-.000	0-2-.000	3-1-4	2	2	1	2	0	2
N20	SOUTHERN	7	0-3-.000	0-0-.000	0-2-.000	4-1-5	1	0	0	0	0	0
N26	§ Oregon	17	1-5-.200	0-0-.000	4-7-.571	3-1-4	2	0	1	0	0	6
N27	§ Creighton	16	3-5-.600	0-0-.000	1-2-.500	2-1-3	1	0	1	2	2	7
N30	§ Rutgers	8	1-2-.500	0-0-.000	3-7-.429	1-1-2	2	0	0	0	0	5
D3	§ WAKE FOREST	18	4-4-1.000	0-0-.000	2-2-1.000	2-1-3	2	0	2	0	0	10
D8	# vs. Texas Tech	13	3-3-1.000	0-0-.000	0-0-.000	1-0-1	1	1	2	0	0	6
D14	% vs. Purdue											
D20	HOUSTON CHRISTIAN											
D28	ABILENE CHRISTIAN											
J4	* TEXAS											
J8	* at Oklahoma											
J11	* ALABAMA											
J14	* at Kentucky											
J18	* LSU											
J22	* at Ole Miss											
J25	* at Texas											
J28	* OKLAHOMA											
F1	* at South Carolina											
F8	* at Missouri											
F11	* GEORGIA											
F15	* ARKANSAS											
F18	* at Mississippi State											
F22	* TENNESSEE											
F26	* VANDERBILT											
M1	* at Florida											
M4	* AUBURN											
M8	* at LSU											

CAREER STATISTICS - ALL GAMES

	GP-GS	Min	Avg	FG-A	Pct	3FG-A	Pct	FT-A	Pct	O-D-Tot	Avg	PF	FO	A	TO	Blk	Stl	Pts	Avg
2022-23	29-4	622	21.4	91-131	.695	0-0	.000	50-104	.481	46-97-143	4.9	75	2	40	60	32	14	232	8.0
2023-24	32-19	748	23.4	130-216	.602	0-1	.000	60-127	.472	77-117-194	6.1	70	1	37	50	44	10	320	10.0
2024-25	10-6	161	16.1	23-40	.575	0-0	.000	17-37	.459	22-19-41	4.1	19	0	4	9	9	4	63	6.3
Total	72-29	1570	21.8	250-396	.631	0-1	.000	130-273	.476	148-243-391	5.4	166	4	81	122	85	28	630	8.8

*Spent two seasons at Minnesota (2022-2024)

- Was one of only two Big Ten players to average at least 10.0 points and 6.0 rebounds in less than 27 minutes of action per game in 2023-24.
- Averaged 9.1 points, 5.6 rebounds, 1.2 blocks and 1.2 assists in 62 games with five double doubles at UM.
- Was UM's top shot-blocker and No. 2 rebounder the past two seasons
- Owens single game career highs of 21 points, 13 rebounds, 5 blocks and 6 assists
- Was a finalist for Mr. Basketball in the state of Minnesota as a senior at Park High School

2023-24 (Sophomore at Minnesota)

Academic All-Big Ten ... Played in 32 games for the Gophers with 19 starts ... Averaged 10 points and 6.1 rebounds with a team-best 44 blocks ... Posted 15 double-digit scoring games, including a season and career-high 21 points on 8-of-12 shooting against Rutgers (2/18) ... Hit double digits in rebounds three times with a season-high 11 vs. Rutgers ... Had two or more blocks in 11 games with a season and career-high five vs. at Indiana ... Played season-high 35 minutes vs. Nebraska (12/6) and at Northwestern (3/9) ... Produced a 17-point, 10 rebound double-double at Indiana (1/12) ... scored 14 points, nine rebounds, two assists and four blocks in the Northwestern win (2/3) ... added a career-best 21 points and had 11 rebounds in the Rutgers win (2/18)

2022-23 (Freshman at Minnesota)

Played in 30 games with four starts, while averaging 22 minutes played ... ranked fourth on the team in scoring when he had 247 points and averaged 8.2 per game ... ranked second on the team in rebounds with 156 total rebounds and averaged 5.2 per game ... finished the season with 32 blocks, which was first on the team, 12th in the Big Ten and second among freshmen in the league ... shot 69.3 percent from the field and held a team-best 32 blocks

High School

Mr. Basketball Top 10 finalist, which is given to the top boy's basketball player in the state of Minnesota ... First team all-state as a senior at Park High School ... Second Team All-Metro ... Averaged 22 points, 12 rebounds and two blocks per game as a senior ... Helped the Wolfpack to a 20-9 overall record ... had 10 games with at least 20 points his senior year and three 30-point games ... averaged 15 points per game and 10 rebounds as a junior





MANNY OBASEKI 35

SENIOR (3L) ▪ GUARD ▪ 6-4 ▪ 200

ALLEN, TEXAS ▪ JOHN PAUL II

MAJOR: AG LEADERSHIP EDUCATION DEVELOPMENT

MINOR: SPORT MANAGEMENT



SEASON HIGHS

CAREER HIGHS

PTS	15	vs. Ohio State (11/15/24)	PTS	25	at Ole Miss (3/9/24)
RBS	5	vs. Rutgers (11/30/24)	RBS	9	vs. Northwestern State (12/21/21)
AST	3	vs. Lamar (11/11/24)	AST	4	2x, last at Georgia (3/2/24)
STL	1	vs. Creighton (11/27/24)	STL	3	vs. Kentucky (3/15/24)
BLK	2	vs. Ohio State (11/15/24)	BLK	2	3x, last vs. Ohio State (11/15/24)
3PM	1	vs. Ohio State (11/15/24)	3PM	4	at Ole Miss (3/9/24)
MIN	29	vs. Ohio State (11/15/24)	MIN	32	vs. Ole Miss (3/14/24)

GAME-BY-GAME STATISTICS

		Min	FG-A-Pct	3FG-A-Pct	FT-A-Pct	O-D-Tot	PF	A	TO	Blk	Stl	Pts
N4	at UCF	15	1-3-.333	0-1-.000	0-0-.000	0-1-1	2	0	3	0	0	2
N8	TAMU-COMMERCE	17	5-10-.500	0-0-.000	4-6-.667	1-2-3	2	0	0	0	0	14
N11	LAMAR	14	2-4-.500	0-0-.000	4-6-.667	2-1-3	4	3	3	0	0	8
N15	OHIO STATE	29	3-8-.375	1-1-1.000	8-9-.889	0-3-3	1	2	2	2	0	15
N20	SOUTHERN	16	4-11-.364	0-3-.000	1-1-1.000	0-1-1	1	1	2	1	0	9
N26	§ Oregon	16	2-9-.222	1-3-.333	0-0-.000	1-1-2	3	0	2	1	0	5
N27	§ Creighton	14	1-2-.500	0-0-.000	1-2-.500	0-0-0	3	0	0	0	1	3
N30	§ Rutgers	19	4-9-.444	0-0-.000	3-6-.500	2-3-5	2	2	0	1	0	11
D3	& WAKE FOREST	14	0-6-.000	0-1-.000	0-0-.000	0-2-2	4	2	1	0	0	0
D8	# vs. Texas Tech	13	3-12-.250	0-1-.000	0-0-.000	0-1-1	0	0	0	0	0	6
D14	% vs. Purdue											
D20	HOUSTON CHRISTIAN											
D28	ABILENE CHRISTIAN											
J4	* TEXAS											
J8	* at Oklahoma											
J11	* ALABAMA											
J14	* at Kentucky											
J18	* LSU											
J22	* at Ole Miss											
J25	* at Texas											
J28	* OKLAHOMA											
F1	* at South Carolina											
F8	* at Missouri											
F11	* GEORGIA											
F15	* ARKANSAS											
F18	* at Mississippi State											
F22	* TENNESSEE											
F26	* VANDERBILT											
M1	* at Florida											
M4	* AUBURN											
M8	* at LSU											

- Averaged 16.5 points and hit 54.5% of his 3-point tries while starting the final eight games of the season
- The Aggies averaged 86.4 points with Obaseki in the starting lineup, compared to 73.0 in the first 28 games of the season

2023-24 (Junior)

For the full season, Obaseki averaged 7.0 points, 1.4 rebounds while connecting on team-best 41.0% of his 3-point tries... In the Aggies' crucial road victory over Ole Miss in the regular season finale (3/9), Obaseki lit up the Rebels for a career-high 25 points as he connected on 9-of-14 FGA and 4-of-5 3FGA ... Chipped in 22 points in the Aggies' first-round NCAA victory over Nebraska (3/22) as he hit 8-of-17 shots, including a trio of treys ... Came off the bench to spark the Aggies with a then-career high 21 points against Memphis (12/10) ...

2022-23 (Sophomore)

Averaged 5.2 points per game to rank as the Aggies' top scoring option off the bench ... Provided instant offense as his 5.2 points average ranked No. 2 in the SEC among bench players that played less than 15 minutes per game ... Saw action in 20 games, all as a reserve, as he missed 15 games due to a broken bone in his hand suffered in the SEC opener against Florida (1/4) ... Connected on 38.5 percent of his 3-point attempts ... Had a season-high 14 points on the road against Memphis (12/17) ...

2021-22 (Freshman)

Played in 38 games with 17 starts ... Averaged 3.6 points and 1.8 rebounds ... Registered season highs in points (19) and rebounds (9) in the win over Northwestern State (12/21) ...

High School

Ranked as a four-star prospect in the 247Sports Composite ... Tabbed as the No. 33 player nationally and No. 6 shooting guard ... Ranked as the No. 3 player in the state of Texas ... Earned a spot on the TAPPS 6A All-State First Team in 2021 ... Helped lead John Paul II to a state semi-final appearance and scored 19 points with four rebounds, three assists, two steals and a block ... An all-state selection and District 9-6A MVP in 2020 after averaging 12.1 points, 4.4 rebounds and 3.1 assists at Allen High School.

CAREER STATISTICS ▪ ALL GAMES

	GP-GS	Min	Avg	FG-A	Pct	3FG-A	Pct	FT-A	Pct	O-D-Tot	Avg	PF	FO	A	TO	Blk	Stl	Pts	Avg
2021-22	38-17	497	13.1	48-136	.353	7-29	.241	32-54	.593	21-48-69	1.8	43	1	28	24	11	18	135	3.6
2022-23	20-0	276	13.8	36-84	.429	5-13	.385	27-36	.750	3-25-28	1.4	29	1	19	26	3	7	104	5.2
2023-24	35-8	516	14.7	87-212	.410	21-52	.404	49-85	.576	12-38-50	1.4	61	3	26	30	19	6	244	7.0
2024-25	10-0	167	16.7	25-74	.338	2-10	.200	21-30	.700	6-15-21	2.1	22	0	10	13	5	1	73	7.3
TOTAL	103-25	1454	14.1	196-506	.387	35-104	.337	129-205	.629	42-126-168	1.6	155	5	83	93	25	45	556	5.4



– NUMERICAL / ALPHABETICAL ROSTER –

TEXAS A&M BASKETBALL

NUMERICAL

#	Player	Pos.	Ht.	Wt.	Cl.-Exp.	Hometown / High School / Previous School
0	Jace Carter	G	6'-6"	225	Sr.-1L	Titusville, Fla. / Astronaut / Illinois-Chicago
1	Zhuric Phelps	G	6'-4"	190	Sr.-TR	Midland, Texas / Duncanville / SMU
2	Hayden Hefner	G	6'-6"	190	Gr.-4L	Nederland, Texas / Nederland
4	Wade Taylor IV	G	6'-0"	180	Gr.-3L	Dallas, Texas / Lancaster
5	George Turkson Jr.	G/F	6'-7"	220	Fr.-HS	Lowell, Mass. / Bradford Christian Academy
7	Andre Mills	G	6'-4"	205	Fr.-HS	Boston, Mass. / Brimmer and May School
9	Solomon Washington	F	6'-7"	220	Jr.-2L	New Orleans, La. / Carver
10	CJ Wilcher	G	6'-5"	210	Gr.-TR	Plainfield, N.J. / Roselle Catholic / Nebraska
11	Andersson Garcia	F	6'-7"	220	Sr.-2L	Moca, Dominican Republic / Hamilton Heights (Tenn.) / Mississippi State
14	Chris McDermott	F	6'-7"	225	Fr.-HS	Houston, Texas / Booker T. Washington
15	Henry Coleman III	F	6'-8"	250	Gr.-3L	Richmond, Va. / Trinity Episcopal School / Duke
18	Janusz Ratowski	F	6'-11"	225	Fr.-HS	Chotomow, Poland
21	Pharrel Payne	F/C	6'-9"	250	Jr.-TR	Cottage Grove, Minn. / Park / Minnesota
24	Jaelyn Lee	G/F	6'-8"	200	rSo.-1L	Paris, Texas / Paris
35	Manny Obaseki	G	6'-4"	200	Sr.-3L	Allen, Texas / John Paul II

ALPHABETICAL

#	Player	Pos.	Ht.	Wt.	Cl.-Exp.	Hometown / High School / Previous School
0	Jace Carter	G	6'-6"	225	Sr.-1L	Titusville, Fla. / Astronaut / Illinois-Chicago
15	Henry Coleman III	F	6'-8"	250	Gr.-3L	Richmond, Va. / Trinity Episcopal School / Duke
11	Andersson Garcia	F	6'-7"	220	Sr.-2L	Moca, Dominican Republic / Hamilton Heights (Tenn.) / Mississippi State
2	Hayden Hefner	G	6'-6"	190	Gr.-4L	Nederland, Texas / Nederland
24	Jaelyn Lee	G/F	6'-8"	200	rSo.-1L	Paris, Texas / Paris
14	Chris McDermott	F	6'-7"	225	Fr.-HS	Houston, Texas / Booker T. Washington
7	Andre Mills	G	6'-4"	205	Fr.-HS	Boston, Mass. / Brimmer and May School
35	Manny Obaseki	G	6'-4"	200	Sr.-3L	Allen, Texas / John Paul II
21	Pharrel Payne	F/C	6'-9"	250	Jr.-TR	Cottage Grove, Minn. / Park / Minnesota
1	Zhuric Phelps	G	6'-4"	190	Sr.-TR	Midland, Texas / Duncanville / SMU
18	Janusz Ratowski	F	6'-11"	225	Fr.-HS	Chotomow, Poland
4	Wade Taylor IV	G	6'-0"	180	Gr.-3L	Dallas, Texas / Lancaster
5	George Turkson Jr.	G/F	6'-7"	220	Fr.-HS	Lowell, Mass. / Bradford Christian Academy
9	Solomon Washington	F	6'-7"	220	Jr.-2L	New Orleans, La. / Carver
10	CJ Wilcher	G	6'-5"	210	Gr.-TR	Plainfield, N.J. / Roselle Catholic / Nebraska

COACHING STAFF

Head Coach: Buzz Williams (6th season | Oklahoma City '94)

Assoc. Head Coach: Devin Johnson (6th season | UNO '08)

Assistant Coaches: Lyle Wolf (6th season | Transylvania '10), Steve Roccaforte (4th season | Lamar '89), Vince Walden (6th season | Longwood '01)

Special Asst to HC: Dale Layer (6th season | Eckerd College '80)

Head Strength & Conditioning Coach: Steve Gephardt (5th season | Arizona St. '04)

Dir. of Scouting: TJ Ryan (6th season | Franklin College '18)

Dir. of Player Relations: Antonio McKenzie (7th season | UNT '04)

Dir. of Creative: Josh Chambers (6th season | Virginia Tech '14)

Dir. of Operations: Grant Hendrix (1st season | Auburn '17)

Sr. Assoc. Athletic Trainer: Eddie Benion (6th season | Missouri '95)

Administrative Coordinator: Landry Moffett (3rd season | Texas A&M '22)

Program Aide: Wabissa Bede (3rd season | Virginia Tech '20)

Graduate Assistants: Shane Sinon (1st season | Liberty '22), Jelani Spain (5th season | Texas A&M '24)

PRONUNCIATION GUIDE

Manny OBASEKI oh-BASS (as in the fish)-uh-key

PHARRELL Payne FAH-rell

ZHURIC Phelps ZER (as in her)-ick

JANUSZ RATOWSKI jah-NEWS rah-TOW (as in how)-ski

CJ WILCHER WILL-cher (as in her)



— RADIO-TV ROSTER —
TEXAS A&M BASKETBALL



JACE CARTER **0**
 G | 6'-6" | 225 | SR.-1L
 TITUSVILLE, FLA.



ZHURIC PHELPS **1**
 G | 6'-4" | 190 | SR.-TR
 MIDLAND, TEXAS



HAYDEN HEFNER **2**
 G | 6'-6" | 190 | GR.-4L
 NEDERLAND, TEXAS



WADE TAYLOR IV **4**
 G | 6'-0" | 180 | SR.-3L
 DALLAS, TEXAS



GEORGE TURKSON JR. **5**
 G/F | 6'-7" | 220 | FR.-HS
 LOWELL, MASS.



ANDRE MILLS **7**
 G | 6'-4" | 205 | FR.-HS
 BOSTON, MASS.



SOLOMON WASHINGTON **9**
 F | 6'-7" | 220 | JR.-2L
 NEW ORLEANS, LA.



CJ WILCHER **10**
 F | 6'-5" | 210 | GR.-TR
 PLAINFIELD, N.J.



ANDERSSON GARCIA **11**
 F | 6'-7" | 220 | SR.-2L
 MOCA, DOMINICAN REPUBLIC



CHRIS McDERMOTT **14**
 F | 6'-7" | 225 | FR.-HS
 HOUSTON, TEXAS



HENRY COLEMAN III **15**
 F | 6'-8" | 250 | GR.-3L
 RICHMOND, VA.



JANUSZ RATOWSKI **18**
 F | 6'-11" | 225 | FR.-HS
 CHOTOMOW, POLAND



PHARREL PAYNE **21**
 F/C | 6'-9" | 250 | JR.-TR
 COTTAGE GROVE, MINN.



JAELYN LEE **24**
 G | 6'-8" | 200 | RSO.-1L
 PARIS, TEXAS



MANNY OBASEKI **35**
 G | 6'-4" | 195 | SR.-3L
 ALLEN, TEXAS

PRONUNCIATION GUIDE

Manny OBASEKI OH-BASS (AS IN THE FISH)-UH-KEY
 PHARRELL Payne FAH-RELL
 ZHURIC Phelps ZER (AS IN HER)-ICK
 JANUSZ RATOWSKI JAH-NEWS RAH-TOW (AS IN HOW)-SKI
 CJ WILCHER WILL-CHER (AS IN HER)

