

# 1998 TEXAS A&M FOOTBALL STATISTICS

Finals (11-3-0) ♦ Home (6-0-0) ♦ Away (5-1-0) ♦ Big 12 (7-1-0) ♦ Neutral (1-2-0)

## Rushing

	G	Att	Gain	Loss	Net	Avg	TD	Long	Avg/G
Dante Hall	13	243	1098	74	1024	4.2	8	44	78.8
Ja'Mar Toombs	13	86	425	3	422	4.9	3	71	32.5
Sirr Parker	12	69	248	22	226	3.3	1	19	18.8
Randy McCown	10	91	328	189	139	1.5	3	33	13.9
D. Hardeman	2	24	106	1	105	4.4	4	20	52.5
Burnest Rhodes	10	28	84	7	77	2.8	0	11	7.7
Chris Taylor	13	4	74	11	63	15.8	1	61	4.8
Eric Bernard	4	9	40	0	40	4.4	0	11	10.0
Jason Bragg	2	1	0	0	0	0.0	0	0	0.0
Will Simpson	10	1	0	0	0	0.0	0	0	0.0
Chris Cole	13	2	0	14	-14	-7.0	0	0	-1.1
B. Stewart	7	36	34	131	-97	-2.7	1	7	-13.9
<b>Total</b>	13	594	2437	452	1985	3.3	21	71	152.7
<b>Opponents</b>	3	497	1948	366	1582	3.2	11	60	121.7

## Passing

	G	Effic	Att-Comp-Int	Pct	Yds	TD	Lng	Avg/G
Randy McCown	10	127.62	130-66-3	50.8	1025	6	81	102.5
B. Stewart	7	133.15	128-68-2	53.1	992	7	60	141.7
Shane Lechler	13	420.40	2-2-0	100.0	37	1	29	2.8
Sirr Parker	12	572.80	1-1-0	100.0	17	1	17	1.4
Chris Taylor	13	0.00	1-0-0	0.0	0	0	0	0.0
<b>Total</b>	13	133.76	262-137-5	52.3	2071	15	81	159.3
<b>Opponents</b>	13	105.36	374-208-15	55.6	2179	10	66	167.6

## Receiving

	G	No.	Yds	Avg	TD	Long	Avg/G
Chris Cole	13	38	667	17.6	5	60	51.3
Derrick Spiller	13	20	269	13.4	3	36	20.7
Chris Taylor	13	15	306	20.4	2	81	23.5
Leroy Hodge	13	15	214	14.3	1	30	16.5
Matt Bumgardner	11	9	173	19.2	1	36	15.7
Sirr Parker	12	8	106	13.2	2	39	8.8
Daniel Campbell	13	7	68	9.7	1	21	5.2
Dante Hall	13	6	92	15.3	0	55	7.1
Aaron Oliver	13	6	64	10.7	0	28	4.9
Ja'Mar Toombs	13	6	54	9.0	0	17	4.2
Darren Brinkley	12	3	20	6.7	0	12	1.7
Eric Bernard	4	2	6	3.0	0	6	1.5
Rich Coady	13	1	29	29.0	0	29	2.2
Burnest Rhodes	10	1	3	3.0	0	3	0.3
<b>Total</b>	13	137	2071	15.1	15	81	159.3
<b>Opponents</b>	13	208	2179	10.5	10	66	167.6

## Scoring

Player	TD	FGs	Kick	Rush	PATs			Saf	Pts
					Rcv	Pass	DKP		
Russell Bynum	0	16-20	30-31	0-0	0	0-0	0	0	78
Dante Hall	8	0-0	0-0	0-0	0	0-0	0	0	48
Chris Cole	5	0-0	0-0	0-0	0	0-0	0	0	30
D. Hardeman	4	0-0	0-0	0-0	0	0-0	0	0	24
Sirr Parker	3	0-0	0-0	1-1	1	0-0	0	0	22
Derrick Spiller	3	0-0	0-0	0-0	1	0-0	0	0	20
Randy McCown	3	0-0	0-0	0-0	0	1-1	0	0	18
Chris Taylor	3	0-0	0-0	0-1	0	0-0	0	0	18
Ja'Mar Toombs	3	0-0	0-0	0-0	0	0-0	0	0	18
Leroy Hodge	1	0-0	0-0	0-0	1	0-0	0	0	8
Matt Bumgardner	1	0-0	0-0	0-0	0	0-0	0	0	6
Jay Brooks	1	0-0	0-0	0-0	0	0-0	0	0	6
Warrick Holdman	1	0-0	0-0	0-0	0	0-0	0	0	6
Daniel Campbell	1	0-0	0-0	0-0	0	0-0	0	0	6
Jason Webster	1	0-0	0-0	0-0	0	0-0	0	0	6
B. Stewart	1	0-0	0-0	0-0	0	2-3	0	0	6
T. Kitchens	0	0-0	1-1	0-0	0	0-0	0	0	1
Shane Lechler	0	0-1	0-0	0-0	0	0-0	0	0	0
<b>Total</b>	39	16-21	31-32	1-2	3	3-4	0	0	321
<b>Opponents</b>	21	15-21	19-19	0-0	0	0-2	0	0	190

## Team Statistics

Team Statistics	TAMU	OPP
<b>Scoring</b> .....	321	190
Points Per Game .....	24.7	14.6
<b>First Downs</b> .....	215	210
Rushing .....	112	93
Passing .....	80	100
Penalty .....	23	17
<b>Rushing Yardage</b> .....	1985	1582
Yards gained rushing .....	2437	1948
Yards lost rushing .....	452	366
Rushing Attempts .....	594	497
Average Per Rush .....	3.3	3.2
Average Per Game .....	152.7	121.7
TDs Rushing .....	21	11
<b>Passing Yardage</b> .....	2071	2179
Att-Comp-Int .....	262-137-5	374-208-15
Average Per Pass .....	7.9	5.8
Average Per Catch .....	15.1	10.5
Average Per Game .....	159.3	167.6
TDs Passing .....	15	10
<b>Total Offense</b> .....	4056	3761
Total Plays .....	856	871
Average Per Play .....	4.7	4.3
Average Per Game .....	312.0	289.3
<b>Kick Returns: #-Yards</b> .....	27-568	46-966
<b>Punt Returns: #-Yards</b> .....	47-410	35-347
<b>Int Returns: #-Yards</b> .....	15-107	5-45
<b>Kick Return Average</b> .....	21.0	21.0
<b>Punt Return Average</b> .....	8.7	9.9
<b>Interception Return Average</b> .....	7.1	9.0
<b>Fumbles-Lost</b> .....	32-10	29-16
<b>Penalties-Yards</b> .....	87-679	91-779
Average Per Game .....	52.2	59.9
<b>Punts-Yards</b> .....	80-3485	78-3215
Average Per Punt .....	43.6	41.2
Net punt average .....	39.2	36.0
<b>Time Of Possession/Game</b> .....	30:34	29:28
<b>3rd-Down Conversions</b> .....	75/202	65/197
3rd-Down Pct .....	37%	33%
<b>4th-Down Conversions</b> .....	15/19	12/24
4th-Down Pct .....	79%	50%
<b>Sacks By-Yards</b> .....	29-183	41-237
<b>Misc Yards</b> .....	21	4
<b>Touchdowns Scored</b> .....	39	21
<b>Field Goals-Attempts</b> .....	16-21	15-21
<b>PAT-Attempts</b> .....	31-32	19-19
<b>Attendance</b> .....	349,755	242,503
Games/Avg Per Game .....	6/58,292	5/48,501

## Score by Quarters

	1st	2nd	3rd	4th	OT	Total
Texas A&M	55	98	62	97	9	321
Opponents	43	40	41	60	6	190

1-998 TEXAS A&M REVIEW

## All Purpose

	G	Rush	Rec	PR	KOR	IR	FR	Tot	Avg/G
Dante Hall	13	1024	92	28	172	0	0	1316	101.2
Chris Taylor	13	63	306	285	162	0	0	816	62.8
Chris Cole	13	-14	667	0	0	0	0	653	50.2
Sirr Parker	12	226	106	0	200	0	0	532	44.3
Ja'Mar Toombs	13	422	54	0	0	0	0	476	36.6
Total.....	13	1985	2071	410	568	107	21	5162	397.1
Opponents.....	13	1582	2179	347	966	45	4	5123	394.1

## Total Offense

	G	Plays	Rush	Pass	Total	Avg/G
Randy McCown	10	221	139	1025	1164	116.4
Dante Hall	13	243	1024	0	1024	78.8
B. Stewart	7	164	-97	992	895	127.9
Ja'Mar Toombs	13	86	422	0	422	32.5
Sirr Parker	12	70	226	17	243	20.2
Total.....	13	856	1985	2071	4056	312.0
Opponents.....	13	871	1582	2179	3761	289.3

## Field Goals

	FGM-FGA	Pct	01-19	20-29	30-39	40-49	50-99	Lg	Bkd
Russell Bynum	16-20	80.0	2-2	7-8	5-7	2-3	0-0	43	0
Shane Lechler	0-1	0.0	0-0	0-0	0-0	0-0	0-1	0	0

## Punting

	No.	Yds	Avg	Long	TB	FC	I20	Bkld
Shane Lechler	80	3485	43.6	69	13	7	21	0
Total.....	80	3485	43.6	69	13	7	21	0
Opponents.....	78	3215	41.2	61	4	4	12	1

## Interceptions

	No.	Yds	Avg	TD	Long
B. Jennings	4	4	1.0	0	4
Rich Coady	3	16	5.3	0	16
Sedrick Curry	3	10	3.3	0	9
Dat Nguyen	2	28	14.0	0	18
Jason Webster	2	49	24.5	0	30
Warrick Holdman	1	0	0.0	0	0
Total.....	15	107	7.1	0	30
Opponents.....	5	45	9.0	0	43

## Punt Returns

No.	Yds	Avg	TD	Long
Chris Taylor	37	285	7.7	0
Dante Hall	7	28	4.0	0
Jason Webster	3	97	32.3	1
Total.....	47	410	8.7	1
Opponents.....	35	347	9.9	0

## Kick Returns

No.	Yds	Avg	TD	Long
Sirr Parker	9	200	22.2	0
Dante Hall	8	172	21.5	0
Chris Taylor	6	162	27.0	0
Burnest Rhodes	2	8	4.0	0
Toya Jones	1	12	12.0	0
Eric Bernard	1	14	14.0	0
Total.....	27	568	21.0	0
Opponents.....	46	966	21.0	0

## Team Game-By-Game Statistics

Date	Opponent	RUSHING				RECEIVING				PASSING				KICK RET.				PUNT RET.				All Purp		
		No.	Yds	TD	Lg	No.	Yds	TD	Lg	Att	Cmp	Int	Yds	TD	Lg	No	Yds	TD	Lg	No	Yds		TD	Lg
Aug 31, 1998	vs Florida State	31	33	1	14	10	100	0	45	21	10	0	100	0	45	2	68	0	49	1	4	0	4	226
Sep 12, 1998	LOUISIANA TECH	54	210	3	20	15	139	0	19	30	15	0	139	0	19	2	34	0	20	3	9	0	11	408
Sep 19, 1998	at Southern Miss	45	90	2	44	9	81	0	25	14	9	0	81	0	25	0	0	0	5	32	0	10	234	
Sep 26, 1998	NORTH TEXAS	40	185	1	23	15	247	3	60	23	15	1	247	3	60	0	0	0	6	77	0	23	509	
Oct 03, 1998	at Kansas	58	223	3	26	9	89	0	20	18	9	0	89	0	20	4	68	0	32	5	49	0	15	447
Oct 10, 1998	NEBRASKA	57	259	2	71	2	93	1	81	8	2	1	93	1	81	1	13	0	13	4	31	0	14	405
Oct 17, 1998	at Baylor	50	294	4	61	11	241	1	39	16	11	0	241	1	39	1	16	0	16	4	34	0	25	585
Oct 24, 1998	TEXAS TECH	58	153	1	17	4	79	1	55	11	4	1	79	1	55	3	28	0	25	5	62	0	27	322
Oct 31, 1998	at Oklahoma State	49	168	0	31	11	177	2	34	26	11	1	177	2	34	2	104	0	84	1	2	0	2	451
Nov 07, 1998	OKLAHOMA SOONERS	46	121	1	14	15	234	2	47	23	15	0	234	2	47	1	20	0	20	8	65	1	55	459
Nov 14, 1998	MISSOURI	40	128	1	14	10	87	0	27	17	10	0	87	0	27	3	57	0	33	2	16	0	9	292
Nov 27, 1998	at Texas	25	-7	1	9	11	180	2	55	24	11	0	180	2	55	5	119	0	35	2	29	0	35	321
Dec 05, 1998	vs Kansas State	41	128	1	26	15	324	3	36	31	15	1	324	3	36	3	41	0	20	1	0	0	0	503
Totals		594	1985	21	71	137	2071	15	81	262	137	5	2071	15	81	27	568	0	84	47	410	1	55	5162
Opponent		497	1582	11	60	208	2179	10	66	374	208	15	2179	10	66	46	966	0	46	35	347	0	37	5123

Date	Opponent	PUNTING								FIELD GOALS			
		No	Yds	Avg	Long	Bkld	TB	FC	50+	I20	Att-Made	Lg	Bkld
Aug 31, 1998	vs Florida State	9	413	45.9	52	0	2	2	4	1	0	0	0
Sep 12, 1998	LOUISIANA TECH	4	201	50.2	69	0	2	0	2	1	3	2	0
Sep 19, 1998	at Southern Miss	9	451	50.1	62	0	1	0	5	2	3	3	41
Sep 26, 1998	NORTH TEXAS	4	173	43.2	52	0	1	0	1	1	2	0	0
Oct 03, 1998	at Kansas	7	272	38.9	53	0	1	1	2	6	1	1	21
Oct 10, 1998	NEBRASKA	8	362	45.2	64	0	1	0	4	2	0	0	0
Oct 17, 1998	at Baylor	2	90	45.0	48	0	0	0	0	0	1	0	0
Oct 24, 1998	TEXAS TECH	6	254	42.3	54	0	0	1	1	1	2	1	24
Oct 31, 1998	at Oklahoma State	8	341	42.6	0	0	2	0	2	2	1	1	37
Nov 07, 1998	OKLAHOMA SOONERS	6	230	38.3	50	0	1	1	1	2	1	1	43
Nov 14, 1998	MISSOURI	6	264	44.0	69	0	1	1	1	2	3	3	39
Nov 27, 1998	at Texas	8	298	37.2	47	0	1	1	0	1	1	1	30
Dec 05, 1998	vs Kansas State	3	136	45.3	57	0	0	0	1	0	3	3	26
Totals		80	3485	43.6	69	0	13	7	24	21	21	16	43
Opponent		78	3215	41.2	61	1	4	4	12	12	21	15	50

## Field Goal Sequence

Texas A&M	OPPONENTS
Florida St.	(33),(28),(22)
La. Tech	(19),(23),51
S. Miss	(31),(41),(27)
North Texas	35,27
Kansas	(21)
Nebraska	—
Baylor	44
Texas Tech	37,(24)
Oklahoma St.	(37)
Oklahoma	(43)
Missouri	(38),(21),(39)
Texas	(30) (22),(24),(49),50,28,(24)
Kansas St.	(25),(26),(18) (47),59,(45),(22),(25)

( ) — Indicates a made field goal

# DEFENSIVE STATISTICS

#	DEFENSIVE LEADERS	GP	Tackles				Sacks			Pass Def			Fumbles		Blkd	
			UT	AT	Total	ForLoss	No-Yards	Int-Yds	BrUp	QBH	Rcv-Yds	FF	Kick	Saf		
9	Dat Nguyen	13	102	45	147	20-55	4-22	2-28	2	2	2-0	4	.	.		
46	C. Anthony	13	70	30	100	9-23	4-16	.	1	.	4-0	1	.	.		
43	Warrick Holdman	13	57	38	95	16-59	7-35	1-0	8	4	2-0	5	.	.		
48	Rich Coady	13	57	29	86	2-5	.	3-16	4	.	.	1	.	.		
30	B. Jennings	13	58	26	84	2-4	.	4-4	6	.	.	.	.	.		
40	Roylin Bradley	13	59	22	81	15-59	9-46	.	3	2	.	2	.	.		
39	Jason Webster	12	52	20	72	4-13	.	2-49	7	.	2-0	.	.	.		
95	Rocky Bernard	13	23	35	58	6-18	1-2	.	1	1	1-0	2	.	.		
99	Ronald Flemmons	12	20	34	54	3-13	1-10	.	.	1	1-0	.	.	.		
96	Ron Edwards	13	22	28	50	9-47	5-37	.	.	1	.	1	.	.		
1	Michael Jameson	13	23	15	38	3-10	1-7	.	5	.	.	.	.	.		
26	Jay Brooks	13	28	8	36	4-5	.	.	4	.	2-21	.	.	.		
18	Sedrick Curry	13	20	16	36	2-2	.	3-10	5	.	.	1	.	.		
97	Lonnie Madison	12	8	25	33	2-5	.	.	2	1	.	.	.	.		
59	Chad Frantzen	13	24	4	28	2-5	1-5	.	.	1	.	.	.	.		
23	Jason Glenn	12	16	10	26	6-17	1-1	.	1	1	.	.	.	.		
55	Terry Nichols	13	10	12	22	2-9	1-6	.	.	.	.	.	.	.		
90	Stephen Young	13	3	15	18	.	.	.	.	.	.	.	.	.		
5	Toya Jones	13	15	3	18	.	.	.	.	.	1-0	.	.	.		
2	C. Rodriguez	12	9	7	16	2-13	1-11	.	.	1	.	1	.	.		
93	Evan Perroni	8	2	10	12	.	.	.	.	.	.	.	.	.		
52	Amon Simon	13	9	2	11	1-1	.	.	.	.	.	.	.	.		
44	Sean Coryatt	13	5	4	9	1-2	.	.	.	.	.	.	.	.		
92	Mike Kazmierski	12	2	6	8	.	.	.	.	.	.	.	.	.		
36	Ronald Patton	12	7	1	8	.	.	.	.	.	.	.	.	.		
58	Chris Thierry	13	6	.	6	3-23	2-22	.	1	.	.	1	.	.		
21	Shun Horn	10	4	1	5	.	.	.	.	.	.	1	.	.		
41	H. Robertson	8	2	3	5	.	.	.	.	.	.	.	.	.		
12	Drew Bridges	7	.	3	3	.	.	.	.	.	.	.	.	.		
63	Kyle Lednick	13	.	2	2	.	.	.	.	.	.	.	.	.		
45	Greg Knutson	10	1	1	2	1-3	.	.	.	.	.	.	.	.		
28	Ja'Mar Toombs	13	1	.	1	.	.	.	.	.	.	.	.	.		
6	Shane Lechler	13	1	.	1	.	.	.	.	.	.	.	.	.		
56	Toby McCarthy	12	.	1	1	.	.	.	.	.	.	.	.	.		
31	Eric Jennings	11	1	.	1	.	.	.	.	.	.	1	.	.		
53	Rex Tucker	13	1	.	1	.	.	.	.	.	.	.	.	.		
12	Chad Gary	2	1	.	1	.	.	.	.	.	.	.	.	.		
71	Chris Valletta	13	1	.	1	.	.	.	.	.	.	.	.	.		
80	Chris Cole	13	1	.	1	.	.	.	.	.	.	.	.	.		
14	Micheal Price	2	1	.	1	.	.	.	.	.	.	.	.	.		
7	B. Stewart	7	.	.	.	.	.	.	.	.	.	.	.	.		
TM	Texas A&M	1	.	.	.	.	.	.	.	.	1-0	.	.	.		
8	Sirr Parker	12	.	.	.	.	.	.	.	.	.	.	.	.		
34	Dante Hall	13	.	.	.	.	.	.	.	.	.	.	.	.		
Total.....		13	722	456	1178	115-391	29-183	15-107	50	15	16-21	20	1	.		
Opponents.....		13	.	.	.	.	41-237	5-45	45	.	10-4	13	.	.		

## Defensive Top Fives

### Solo Tackles

Dat Nguyen .....	102
Cornelius Anthony .....	70
Roylin Bradley .....	59
Brandon Jennings .....	58
Rich Coady .....	57
Warrick Holdman .....	57

### Assisted Tackles

Dat Nguyen .....	45
Warrick Holdman .....	38
Rocky Bernard .....	35
Ron Flemmons .....	34
Cornelius Anthony .....	30

### Tackles for Loss/Yds

Dat Nguyen .....	20/55
Warrick Holdman .....	16/59
Roylin Bradley .....	15/59
Ron Edwards .....	9/47
Cornelius Anthony .....	9/23

### QB Sacks/Yds

Roylin Bradley .....	9/46
Warrick Holdman .....	7/35
Ron Edwards .....	5/37
Dat Nguyen .....	4/22
Cornelius Anthony .....	4/16

### QB Sacks/Yds

Roylin Bradley .....	9/46
Warrick Holdman .....	7/35
Ron Edwards .....	5/37
Dat Nguyen .....	4/22
Cornelius Anthony .....	4/16

### Passes Broken Up

Warrick Holdman .....	8
Jason Webster .....	7
Brandon Jennings .....	6
Sedrick Curry .....	5
Rich Coady .....	4
Jay Brooks .....	4

## Defensive Game-By-Game Statistics

Date	Opponent	TACKLES				SACKS		FUMBLE		PassBlkd		Kicks				Pts	
		UA	A	Total	ForLoss	No-Yds	Rcv	FR-Yds	Int-Yds	QBH	Def	Kick	Att-Mad	Run	Rcv		Saf
Aug 31, 1998	vs Florida State	71	41	112	5-21	1-11	3	6-21	0-0	1	4	0	2-2	0	0	0	14
Sep 12, 1998	LOUISIANA TECH	40	15	55	2-3	0-0	1	0-0	2-16	3	6	1	2-2	0	1	0	28
Sep 19, 1998	at Southern Miss	59	24	83	11-55	4-40	2	0-0	3-31	3	6	0	1-1	1	0	0	24
Sep 26, 1998	NORTH TEXAS	57	35	92	13-28	3-11	1	0-0	0-0	3	2	0	4-4	0	0	0	28
Oct 03, 1998	at Kansas	48	26	74	9-23	2-9	1	1-0	1-18	1	0	0	3-3	0	0	0	24
Oct 10, 1998	NEBRASKA	63	41	104	12-42	5-27	1	0-0	1-9	1	4	0	4-4	0	0	0	28
Oct 17, 1998	at Baylor	47	50	97	15-52	7-29	0	0-0	1-0	0	7	0	5-5	0	0	0	35
Oct 24, 1998	TEXAS TECH	53	33	86	8-34	5-31	0	0-0	2-0	1	5	0	2-2	0	0	0	17
Oct 31, 1998	at Oklahoma State	50	40	90	8-20	1-6	0	0-0	1-0	1	4	0	2-2	0	0	0	17
Nov 07, 1998	OKLAHOMA SOONERS	49	34	83	11-35	2-15	1	0-0	1-19	0	2	0	3-2	0	0	0	29
Nov 14, 1998	MISSOURI	49	45	94	6-11	2-2	2	0-0	1-4	0	3	0	0-0	0	1	0	17
Nov 27, 1998	at Texas	69	44	113	9-32	3-11	2	0-0	1-0	0	4	0	3-3	0	0	0	24
Dec 05, 1998	vs Kansas State	67	28	95	6-35	3-28	2	0-0	1-10	1	3	0	1-1	0	1	0	36
Totals		722	456	1178	115-391	38-220	16	7-21	15-107	15	50	1	32-31	1	3	0	321
Opponent		510	485	995	112-418	47-271	10	3-4	5-45	0	45	0	19-19	0	0	0	190

# 1998 SUPERLATIVES

## Texas A&M Individual Game Highs


Rushes	36	Dante Hall at Kansas (Oct 03, 1998)
Yards Rushing	177	Dante Hall at Kansas (Oct 03, 1998)
TD Rushes	3	D. Hardeman vs Louisiana Tech (Sep 12, 1998)
		Dante Hall at Kansas (Oct 03, 1998)
Long Rush	71	Ja'Mar Toombs vs Nebraska (Oct 10, 1998)
Pass attempts	31	B. Stewart vs Kansas State (Dec 05, 1998)
Pass completions	15	B. Stewart vs Oklahoma (Nov 07, 1998)
		B. Stewart vs Kansas State (Dec 05, 1998)
Yards Passing	324	B. Stewart vs Kansas State (Dec 05, 1998)
TD Passes	3	B. Stewart vs Kansas State (Dec 05, 1998)
Long Pass	81	Randy McCown vs Nebraska (Oct 10, 1998)
Receptions	6	Chris Cole vs North Texas (Sep 26, 1998)
Yards Receiving	174	Chris Cole vs North Texas (Sep 26, 1998)
TD Receptions	3	Chris Cole vs North Texas (Sep 26, 1998)
Long Reception	81	Chris Taylor vs Nebraska (Oct 10, 1998)
Field Goals	3	Russell Bynum at Southern Miss (Sep 19, 1998)
		Russell Bynum vs Missouri (Nov 14, 1998)
		Russell Bynum vs Kansas State (Dec 05, 1998)
Long Field Goal	43	Russell Bynum vs Oklahoma (Nov 07, 1998)
Punts	9	Shane Lechler at Florida State (Aug 31, 1998)
		Shane Lechler at Southern Miss (Sep 19, 1998)
Punting Avg	50.2	Shane Lechler vs Louisiana Tech (Sep 12, 1998)
Long Punt	69	Shane Lechler vs Louisiana Tech (Sep 12, 1998)
		Shane Lechler vs Missouri (Nov 14, 1998)
Long Punt Return	55	Jason Webster vs Oklahoma (Nov 07, 1998)
Long Kickoff Return	84	Chris Taylor at Oklahoma State (Oct 31, 1998)
Tackles	17	Dat Nguyen vs Missouri (Nov 14, 1998)
		Dat Nguyen vs Kansas State (Dec 05, 1998)
Sacks	2	Roylin Bradley vs Nebraska (Oct 10, 1998)
		Warrick Holdman at Baylor (Oct 17, 1998)
		C. Anthony at Baylor (Oct 17, 1998)
		Ron Edwards vs Texas Tech (Oct 24, 1998)
		Roylin Bradley vs Kansas State (Dec 05, 1998)
Interceptions	2	Rich Coady vs Louisiana Tech (Sep 12, 1998)

## Opponent Individual Game Highs

Rushes	58	at Kansas (Oct 03, 1998)
		vs Texas Tech (Oct 24, 1998)
Yards Rushing	294	at Baylor (Oct 17, 1998)
Yards Per Rush	5.9	at Baylor (Oct 17, 1998)
TD Rushes	4	at Baylor (Oct 17, 1998)
Pass attempts	31	vs Kansas State (Dec 05, 1998)
Pass completions	15	vs Louisiana Tech (Sep 12, 1998)
		vs North Texas (Sep 26, 1998)
		vs Oklahoma (Nov 07, 1998)
		vs Kansas State (Dec 05, 1998)
Yards Passing	324	vs Kansas State (Dec 05, 1998)
Yards Per Pass	15.1	at Baylor (Oct 17, 1998)
TD Passes	3	vs North Texas (Sep 26, 1998)
		vs Kansas State (Dec 05, 1998)
Total Plays	84	vs Louisiana Tech (Sep 12, 1998)
Total Offense	535	at Baylor (Oct 17, 1998)
Yards Per Play	8.1	at Baylor (Oct 17, 1998)
Points	36	vs Kansas State (Dec 05, 1998)
Sacks By	7	at Baylor (Oct 17, 1998)
First Downs	28	vs Louisiana Tech (Sep 12, 1998)
Penalties	11	vs North Texas (Sep 26, 1998)
Penalty Yards	123	vs North Texas (Sep 26, 1998)
Turnovers	3	vs Texas Tech (Oct 24, 1998)
Interceptions By	3	at Southern Miss (Sep 19, 1998)

## Texas A&M Team Game Highs

Rushes	44	Ricky Williams, at Texas (Nov 27, 1998)
Yards Rushing	259	Ricky Williams, at Texas (Nov 27, 1998)
TD Rushes	1	Many players
Long Rush	60	Ricky Williams, at Texas (Nov 27, 1998)
Pass attempts	47	Tim Rattay, vs Louisiana Tech (Sep 12, 1998)
Pass completions	30	Tim Rattay, vs Louisiana Tech (Sep 12, 1998)



**Dante Hall**

Yards Passing	341	Michael Bishop, vs Kansas State (Dec 05, 1998)
TD Passes	2	Zac Wegner, at Kansas (Oct 03, 1998)
		Michael Bishop, vs Kansas State (Dec 05, 1998)
Long Pass	66	Michael Bishop, vs Kansas State (Dec 05, 1998)
Receptions	11	Troy Edwards, vs Louisiana Tech (Sep 12, 1998)
Yards Receiving	167	Matt Davison, vs Nebraska (Oct 10, 1998)
TD Receptions	1	Several players
Long Reception	66	Darnell McDonald, vs Kansas State (Dec 05, 1998)
Field Goals	4	Kris Stockton, at Texas (Nov 27, 1998)
		Martin Gramatica, vs Kansas State (Dec 05, 1998)
Long Field Goal	50	Kris Stockton, at Texas (Nov 27, 1998)
Punts	10	Jeff Ferguson, vs Oklahoma (Nov 07, 1998)
Punting Avg	46.7	Bill Lafleur, vs Nebraska (Oct 10, 1998)
Long Punt	61	Kyle Attebury, at Baylor (Oct 17, 1998)
Long Punt Return	37	Terence Richardson, at Oklahoma St. (Oct 31, 1998)
Long Kickoff Return	46	Troy Edwards, vs Louisiana Tech (Sep 12, 1998)
Sacks	4	Cedric Woodard, at Texas (Nov 27, 1998)
Interceptions	1	Several players

## Opponent Team Game Highs

Rushes	53	at Texas (Nov 27, 1998)
Yards Rushing	251	at Texas (Nov 27, 1998)
Yards Per Rush	4.7	at Texas (Nov 27, 1998)
TD Rushes	3	vs Nebraska (Oct 10, 1998)
Pass attempts	47	vs Louisiana Tech (Sep 12, 1998)
Pass completions	30	vs Louisiana Tech (Sep 12, 1998)
Yards Passing	341	vs Kansas State (Dec 05, 1998)
Yards Per Pass	12.2	vs Kansas State (Dec 05, 1998)
TD Passes	2	at Kansas (Oct 03, 1998)
		vs Kansas State (Dec 05, 1998)
Total Plays	88	at Texas (Nov 27, 1998)
Total Offense	519	vs Kansas State (Dec 05, 1998)
Yards Per Play	6.8	vs Kansas State (Dec 05, 1998)
Points	33	vs Kansas State (Dec 05, 1998)
Sacks By	8	at Texas (Nov 27, 1998)
First Downs	27	at Texas (Nov 27, 1998)
Penalties	13	vs Kansas State (Dec 05, 1998)
Penalty Yards	119	vs Louisiana Tech (Sep 12, 1998)
Turnovers	5	at Southern Miss (Sep 19, 1998)
Interceptions By	1	Several teams

# GAME #14

## #3 Ohio State 24, #8 Texas A&M 14

Jan. 1, 1999 ♦ Louisiana Superdome ♦ New Orleans, La.



Ohio State players, coaches and fans came to the Bayou State with one purpose in mind: To ring in 1999 with a Sugar Bowl victory befitting the Big Easy's nickname.

And in the end, the boisterous, cocksure Buckeyes did indeed get their win. But it wasn't by a big margin, and it certainly wasn't easy. The underdog and under-appreciated Texas Aggies gave their Big Ten-champion counterparts far more than they bargained for in front of 76,503 fans at the Louisiana Superdome.

In fact, for 53 minutes and 25 seconds of play, the Aggies did more than enough to make the Buckeye fans sweat out their New Year's Eve hangovers. Unfortunately for A&M, it was that other 6:35 of play that gave OSU fans a reason to revel throughout all corners of the French Quarter.

"We played a great team, and we played pretty well at times," Texas A&M freshman fullback Ja'Mar Toombs said following the Aggies' 24-14 loss. "They were ranked No. 1 for a long time, and there's a reason for that. They're very talented. But I think we proved we are, too. We just got too far behind."

Ohio State (11-1) used two impressive drives and a key blocked punt to score 21 points in a span of 6:35 in the first quarter. That proved to be enough for the Buckeyes to register a hard-fought win. But it wasn't what OSU had envisioned in the days in weeks leading up to the Sugar Bowl.

The Buckeyes, who spent nine weeks ranked No. 1 in the nation, wanted to destroy the Aggies (11-3) and stake their claim to the national title. That simply wasn't the case, as Texas A&M stood toe-toe with Ohio State and frequently had OSU on its heels.

A&M became only the second team this season to hold the Buckeyes to as few as 24 points (Michigan State also held OSU to that total in the Buckeyes' lone loss). And the Aggies became the first team to hold the high-powered Ohio State offense scoreless in the second half.

In other words, it was a struggle for the Buckeyes, not a stroll.

"If it wouldn't have been for that little scoring outburst they had, it could have been a whole different ballgame," A&M junior running back Dante Hall said. "But we never panicked, and there in the second half, I kind of thought we might be on the verge of another Kansas State-type comeback.

Even with a convincing 24-7 lead at the intermission, Ohio State coach John Cooper spent plenty of time in the locker room

By Rusty Burson, 12th Man Magazine

reminding his players about A&M's heroic, late-season comebacks.

"At halftime, we were talking about the Kansas State game," Cooper said of the Big 12 title game in which the Aggies overcame a 15-point fourth-quarter deficit to win in double overtime. "(The Aggies) were getting the second-half kickoff, and we knew what they did in the second half against Kansas State."

Despite the warning, the Buckeyes appeared to be on the verge of buckling several times in the second half. First, A&M quarterback Brannon Stewart hit Leroy Hodge on a 7-yard scoring pass to cut the lead to 24-14 with 5:24 left in the third quarter.

Then, after stuffing OSU on its next series, A&M drove to as deep as the Ohio State 33, as the Superdome rocked and resembled — in appearance and volume level — Kyle Field with a roof on it.

"We had them on their heels, and this place was going nuts," A&M senior tight end Dan Campbell said. "That's the frustrating thing to me. If we make it 24-21, I really would have liked to have seen (the Superdome) crowd. And I would have like to have seen how (Ohio State) responded to it."

To the Aggies' chagrin, the Buckeyes never had to deal with that kind of pressure late in the game. A&M's late third-quarter drive into Buckeye territory was halted by a penalty and a sack. Then with the Aggies marching early in the fourth quarter, Stewart's lateral pass to Toombs was recovered by OSU at the Aggies' 48.

That killed a promising A&M drive and effectively ended the Aggies' comeback momentum. Ohio State simply held on the rest of the way to send the Aggies to their fifth-straight New Year's Day bowl loss.

"(Ohio State) knew they had been in a war," Campbell said. "That much, I know for sure."

The Buckeyes should have sensed that from the opening kickoff. A&M forced OSU to go three-and-out on its first offensive possession of the game, and then A&M went on an impressive touchdown march. A&M drove 59 yards in six plays, with Hall capping the drive with a 9-yard scoring run to give the Aggies an early 7-0 lead.

Then on OSU's next possession, the Buckeyes faced a third-and-15 at their own 24. But OSU quarterback Joe Germaine completed a 28-yard pass to a wide-open Dee Miller to give the Buckeyes a big first down. Three plays later, Germaine hit Reggie Germany on an 18-yard scoring pass, and OSU's touchdown barrage had officially begun.

If that wasn't the key play of the game, then the blocked punt some six minutes later was. With OSU leading 14-7, Ohio State's Derek Ross blocked Shane Lechler's punt, and Kevin Griffin scooped it up and ran 16 yards for the score to put the Buckeyes up, 21-7. It was the first blocked punt against the Aggies since 1993, and it proved to be devastating.

"That was a significant play," A&M head coach R.C. Slocum said. "Being behind 21-7 is a whole lot different than being behind 14-7. Our team settled down and played a whole lot better in the second half, but it took us too long to get it going."

But unlike most games this year, the Aggies' magic ran out in the end, as a brilliant season met with a bitter end. Still, the Aggies proved all year long — and again in the Sugar Bowl — that they belong on the same center stage with the elite teams of college football.

"It's disappointing to end the season with a loss, but I can't say enough about my team," Slocum said. "We were Big 12 champions, won 11 games and played eight bowl teams. A loss (in the Sugar Bowl) doesn't take away from a tremendous season."



Attendance — 76,503

### Scoring Summary

Texas A&M	7	0	7	0	—	14
Ohio State	21	3	0	0	—	24

### 1st Quarter

**A&M** Dante Hall 9-yard run/Russell Bynum PAT (10:53)  
(6 plays, 59 yards, 2:26 elapsed)

**OSU** R. Germany 18-yard pass from Joe Germaine/D. Stultz PAT (8:34)  
(8 plays, 71 yards, 2:19 elapsed)

**OSU** J. Montgomery 10-yard run/D. Stultz PAT (4:10)  
(6 plays, 71 yards, 2:41 elapsed)

**OSU** K. Griffin 16-yard blocked punt return/D. Stultz PAT (1:59)  
(no drive)

### 2nd Quarter

**OSU** D. Stultz 31-yard FG (0:16)  
(9 plays, 40 yards, 1:45 elapsed)

### 3rd Quarter

**A&M** Leroy Hodge 7-yard pass from Brannon Stewart/Russell Bynum PAT (5:24)  
(11 plays, 68 yards, 4:45 elapsed) 1

### Game Notes

- ♦ Aggie linebacker Dat Nguyen started in his 51st consecutive game, a school record.
- ♦ First quarter punt block by OSU was the first against the Aggies since 1993 and the first time an opponent scored on a blocked punt since 1985.
- ♦ The Superdome's 76,503 fans marked the largest crowd to see an A&M bowl game.
- ♦ The Wrecking Crew defense held the Buckeyes scoreless in the second half, the first team to do so against OSU all season.
- ♦ Brannon Stewart set A&M bowl records for completions and attempts.

### Game Statistics

Team Stats	A&M	OSU	Rushing
First Downs	17	25	<b>A&amp;M</b> — Ja'Mar Toombs, 10-62; Dante Hall, 11-53; Sirr Parker, 1-6, B. Stewart, 5-25.
Rushing	7	10	<b>OSU</b> — J. Montgomery, 9-96; M. Wiley, 16-88; J. Wells, 7-30; M. Keller, 4-15; J. Germaine, 6-19.
Passing	7	13	
Penalty	3	2	
Rushes/Net Yards	27/96	42/210	
Net Passing Yards	187	222	
Passes Comp/Att.	22/39	21/38	
Had Intercepted	0	0	
Total Offense	283	432	
Total Plays	66	80	
Per Play	4.3	5.4	
Fumbles/Lost	1/1	3/0	
Penalties/Yards	6/43	6/61	
Punts/Avg.	10/39.8	6/38.3	
Possession Time	28:18	31:42	
3rd-down Conv.	1-11	3-14	
4th-down Conv.	0-0	0-2	
Sacks by/Yards	5/27	3/17	

#### Passing

**A&M** — Brannon Stewart, 22 of 39 for 187 yards, 1 TD.

**OSU** — Joe Germaine, 21 of 38 for 222 yards, 1 TD.

#### Receiving

**A&M** — C. Taylor, 5-52; D. Spiller, 5-43; S. Parker, 3-9; J. Toombs, 2-19; L. Hodge, 2-15; D. Hall, 2-3; D. Campbell, 1-20; A. Oliver, 1-20; M. Bumgardner, 1-6.

**OSU** — D. Boston, 11-105; M. Wiley, 5-40; R. Germany, 2-34; D. Miller, 1-28; J. Lumpkin, 1-8; M. Keller, 1-7.

#### Interceptions

**A&M** — None  
**OSU** — None

# TEAM GAME-BY-GAME STATISTICS

## Total Offense

Game	Plays	Rush	Pass	Total	Avg.	Game Avg.
vs. Florida State	52	33	100	133	2.6	—
Louisiana Tech	84	210	139	349	4.2	—
at Southern Miss	59	90	81	171	2.9	—
North Texas	63	185	247	432	6.9	—
at Kansas	76	223	89	312	4.1	—
Nebraska	65	259	93	352	5.4	—
at Baylor	66	294	241	535	8.1	—
Texas Tech	69	153	79	232	3.4	—
at Oklahoma State	75	168	177	345	4.6	—
Oklahoma	69	121	234	355	5.1	—
Missouri	57	128	87	215	3.8	—
at Texas	49	-7	180	173	3.5	—
vs. Kansas State	72	128	324	452	6.3	—
vs. Ohio State*	66	96	187	283	4.3	—
<b>Season</b>	<b>856</b>	<b>1985</b>	<b>2071</b>	<b>4056</b>	<b>4.7</b>	<b>312.0</b>

## Total Defense

Game	Plays	Rush	Pass	Total	Avg.	Game Avg.
vs. Florida State	83	153	207	360	4.3	—
Louisiana Tech	66	84	239	323	4.9	—
at Southern Miss	66	34	142	176	2.7	—
North Texas	71	61	165	226	3.2	—
at Kansas	58	127	167	294	5.1	—
Nebraska	71	141	204	345	4.9	—
at Baylor	66	86	156	242	3.7	—
Texas Tech	56	94	111	205	3.7	—
at Oklahoma State	50	116	56	172	3.4	—
Oklahoma	54	43	81	124	2.3	—
Missouri	66	214	78	292	4.4	—
at Texas	88	251	232	483	5.5	—
vs. Kansas State	76	178	341	519	6.8	—
vs. Ohio State*	80	210	222	432	5.4	—
<b>Season</b>	<b>871</b>	<b>1582</b>	<b>2179</b>	<b>3761</b>	<b>4.3</b>	<b>289.3</b>

## Rushing Offense

Game	Att.	Net	Avg.	TDs	LG	Game Avg.
vs. Florida State	31	33	1.0	1	14	—
Louisiana Tech	54	210	3.8	3	20	—
at Southern Miss	45	90	2.0	2	44	—
North Texas	40	185	4.6	1	23	—
at Kansas	58	223	3.8	3	26	—
Nebraska	57	259	4.5	2	71	—
at Baylor	50	294	5.9	4	61	—
Texas Tech	58	153	2.6	1	17	—
at Oklahoma State	49	168	3.4	0	31	—
Oklahoma	46	121	2.6	1	14	—
Missouri	40	128	3.2	1	14	—
at Texas	25	-7	-0.3	1	9	—
vs. Kansas State	41	128	3.1	1	26	—
vs. Ohio State*	27	130	96	1	25	—
<b>Season</b>	<b>594</b>	<b>1985</b>	<b>3.3</b>	<b>21</b>	<b>71</b>	<b>152.7</b>

## Rushing Defense

Game	Att.	Net	Avg.	TDs	LG	Game Avg.
vs. Florida State	47	153	3.3	1	15	—
Louisiana Tech	19	84	4.4	1	14	—
at Southern Miss	30	34	1.1	0	23	—
North Texas	36	61	1.7	0	12	—
at Kansas	38	127	3.3	1	19	—
Nebraska	44	141	3.2	3	22	—
at Baylor	37	86	2.3	1	19	—
Texas Tech	33	94	2.8	1	15	—
at Oklahoma State	33	116	3.5	0	38	—
Oklahoma	32	43	1.3	0	8	—
Missouri	47	214	4.6	1	20	—
at Texas	53	251	4.7	1	60	—
vs. Kansas State	48	178	3.7	1	17	—
vs. Ohio State*	42	210	5.0	1	31	—
<b>Season</b>	<b>497</b>	<b>1582</b>	<b>3.1</b>	<b>11</b>	<b>60</b>	<b>121.7</b>

## Passing Offense

Game	Comp-Att	Pct.	Int	Yards	TD	LP	Game Avg.
vs. Florida State	10-21	.476	0	100	0	45	—
Louisiana Tech	15-30	.500	0	139	0	19	—
at Southern Miss	9-14	.643	0	81	0	25	—
North Texas	15-23	.652	1	247	3	60	—
at Kansas	9-18	.500	0	89	0	20	—
Nebraska	2-8	.250	1	93	1	81	—
at Baylor	11-16	.688	0	241	1	39	—
Texas Tech	4-11	.364	1	79	1	55	—
at Oklahoma State	11-26	.423	1	177	2	34	—
Oklahoma	15-23	.652	0	234	2	47	—
Missouri	10-17	.588	0	87	0	27	—
at Texas	11-24	.458	0	180	2	55	—
vs. Kansas State	15-31	.483	1	324	3	36	—
vs. Ohio State*	22-39	.564	0	187	1	26	—
<b>Season</b>	<b>137-262</b>	<b>52.3</b>	<b>5</b>	<b>2071</b>	<b>15</b>	<b>81</b>	<b>159.3</b>

## Passing Defense

Game	Comp-Att	Pct.	Int	Yards	TD	LP	Game Avg.
vs. Florida State	21-36	.583	0	207	1	30	—
Louisiana Tech	30-47	.638	2	239	0	23	—
at Southern Miss	19-36	.527	3	142	1	17	—
North Texas	19-35	.542	0	165	1	24	—
at Kansas	10-20	.500	1	167	2	58	—
Nebraska	15-27	.556	1	204	0	49	—
at Baylor	17-29	.586	1	156	1	29	—
Texas Tech	9-23	.391	2	111	0	27	—
at Oklahoma State	7-17	.412	1	56	0	20	—
Oklahoma	11-22	.500	1	81	0	21	—
Missouri	7-19	.368	1	78	1	20	—
at Texas	24-35	.686	1	232	1	26	—
vs. Kansas State	19-28	.679	1	341	2	66	—
vs. Ohio State*	21-38	.553	0	222	1	28	—
<b>Season</b>	<b>208-374</b>	<b>55.6</b>	<b>15</b>	<b>2179</b>	<b>10</b>	<b>66</b>	<b>167.6</b>

## Scoring Offense

Game	TD	FG	SF	KXP	ONP	DXPK	DKPO	Pts.	Game Avg.
vs. Florida State	2	0	0	2	0	0	0	14	—
Louisiana Tech	3	2	0	2	1	0	0	28	—
at Southern Miss	2	3	0	1	1	0	0	24	—
North Texas	4	0	0	4	0	0	0	28	—
at Kansas	3	1	0	3	0	0	0	24	—
Nebraska	4	0	0	4	0	0	0	28	—
at Baylor	5	0	0	5	0	0	0	35	—
Texas Tech	2	1	0	2	0	0	0	17	—
at Oklahoma State	2	1	0	2	0	0	0	17	—
Oklahoma	4	1	0	2	0	0	0	29	—
Missouri	1	3	0	0	1	0	0	17	—
at Texas	3	1	0	3	0	0	0	24	—
vs. Kansas State	4	3	0	1	1	0	0	36	—
vs. Ohio State*	2	0	0	2	0	0	0	14	—
<b>Season</b>	<b>39</b>	<b>16</b>	<b>0</b>	<b>31</b>	<b>4</b>	<b>0</b>	<b>0</b>	<b>321</b>	<b>24.7</b>

## Scoring Defense

Game	TD	FG	SF	KXP	ONP	DXPK	DKPO	Pts.	Game Avg.
vs. Florida State	2	3	0	2	0	0	0	23	—
Louisiana Tech	1	0	0	1	0	0	0	7	—
at Southern Miss	1	0	0	0	0	0	0	6	—
North Texas	1	1	0	0	0	0	0	9	—
at Kansas	3	0	0	3	0	0	0	21	—
Nebraska	3	0	0	3	0	0	0	21	—
at Baylor	2	0	0	2	0	0	0	14	—
Texas Tech	1	1	0	1	0	0	0	10	—
at Oklahoma State	0	2	0	0	0	0	0	6	—
Oklahoma	0	0	0	0	0	0	0	0	—
Missouri	2	0	0	2	0	0	0	14	—
at Texas	2	4	0	2	0	0	0	26	—
vs. Kansas State	3	4	0	3	0	0	0	33	—
vs. Ohio State*	3	1	0	3	0	0	0	24	—
<b>Season</b>	<b>21</b>	<b>15</b>	<b>0</b>	<b>19</b>	<b>0</b>	<b>0</b>	<b>0</b>	<b>190</b>	<b>14.6</b>

# INDIVIDUAL GAME-BY-GAME STATISTICS

## Passing

### Randy McCown ♦ QB ♦ Jr-2L

Game	Comp-Att	Pct.	Int	Yards	TD	LP	Avg.	Avg./G
vs. Florida State	did not play							
Louisiana Tech	1-4	25.0	0	5	0	5	5.0	—
at Southern Miss	2-2	100.0	0	19	0	12	9.5	—
North Texas	11-13	84.6	0	167	2	52	15.2	—
at Kansas	9-18	50.0	0	89	0	20	9.9	—
Nebraska	2-8	25.0	1	93	1	81	46.5	—
at Baylor	9-14	64.3	0	195	0	39	21.7	—
Texas Tech	3-10	30.0	1	71	0	55	23.6	—
at Oklahoma State	8-20	40.0	1	119	1	22	14.9	—
Oklahoma	did not play							
Missouri	10-17	58.8	0	87	0	27	8.7	—
at Texas	11-24	45.8	0	180	2	55	16.3	—
vs. Kansas State	did not play							
vs. Ohio State*	did not play							
<b>Season (10 games)</b>	66-130	50.8	3	1025	6	81	15.5	102.5
<b>Career (27 games)</b>	148-278	53.2	3	1813	8	81	12.3	67.1
<b>Bowls (1)</b>	3-6	50.0	1	25	0	11	8.3	25.0

\* bowl statistics not included in season and career statistics

### Brannan Stewart ♦ QB ♦ Sr-2L

Game	Comp-Att	Pct.	Int	Yards	TD	LP	Avg.	Avg./G
vs. Florida State	10-21	47.6	0	100	0	45	10.0	—
Louisiana Tech	14-26	53.8	0	134	0	19	9.6	—
at Southern Miss	7-12	58.3	0	62	0	25	8.9	—
North Texas	4-10	40.0	1	80	1	60	20.0	—
at Kansas	did not play							
Nebraska	did not play							
at Baylor	did not play							
Texas Tech	did not play							
at Oklahoma State	3-5	60.0	0	58	1	34	19.3	—
Oklahoma	15-23	65.2	0	234	2	47	15.6	—
Missouri	did not play							
at Texas	did not play							
vs. Kansas State	15-31	48.4	1	324	3	36	21.6	—
vs. Ohio State*	22-39	.564	0	187	1	26	8.5	—
<b>Season (7 games)</b>	68-128	53.1	2	992	7	60	14.6	141.7
<b>#Career (40 games)</b>	359-774	46.4	15	4759	27	70	13.3	119.0
<b>#Bowls (3)</b>	29-50	58.0	0	259	1	26	8.9	86.3

# Tennessee statistics included \* bowl statistics not included in season and career statistics

## All-Purpose

### Dante' Hall ♦ RB ♦ Jr-2L

Game	Plays	Run	Rec.	KR	PR	Tot.	Avg.	Game Avg.
vs. Florida State	10	13	0	68	4	85	8.5	—
Louisiana Tech	27	83	12	20	9	124	4.6	—
at Southern Miss	8	76	0	0	0	76	9.5	—
North Texas	15	84	2	0	1	87	5.8	—
at Kansas	42	177	-8	55	14	237	5.6	—
Nebraska	33	113	0	13	0	126	3.8	—
at Baylor	19	137	28	16	0	181	9.5	—
Texas Tech	27	67	55	0	0	122	4.5	—
at Oklahoma State	3	-1	0	0	0	-1	0.0	—
Oklahoma	18	70	0	0	0	70	4.2	—
Missouri	25	84	3	0	0	87	3.5	—
at Texas	10	8	0	0	0	8	0.8	—
vs. Kansas State	27	113	0	0	0	113	4.2	—
vs. Ohio State*	13	53	3	0	0	56	4.3	—
<b>Season (13 games)</b>	270	1024	92	172	28	1316	4.9	101.2
<b>Career (37 games)</b>	582	2641	201	953	507	4300	7.4	116.2
<b>Bowls (2)</b>	24	148	3	22	9	182	7.6	74.0

\* bowl statistics not included in season and career statistics

### Chris Taylor ♦ WR ♦ So-1L

Game	Plays	Run	Rec.	KR	PR	Tot.	Avg.	Game Avg.
vs. Florida State	0	0	0	0	0	0	0.0	—
Louisiana Tech	0	0	0	0	0	0	0.0	—
at Southern Miss	5	0	0	0	32	32	6.4	—
North Texas	5	0	0	0	76	76	15.2	—
at Kansas	3	0	0	0	35	35	11.7	—
Nebraska	5	0	81	0	31	112	22.4	—
at Baylor	6	61	2	0	34	97	16.2	—
Texas Tech	8	0	8	40	62	110	13.8	—
at Oklahoma State	6	0	60	84	2	146	14.3	—
Oklahoma	13	13	30	20	10	73	5.6	—
Missouri	5	-11	26	12	9	36	7.2	—
at Texas	2	0	0	6	-6	0	0.0	—
vs. Kansas State	5	0	99	0	0	99	19.8	—
vs. Ohio State*	5	0	52	0	0	52	10.4	—
<b>Season (13 games)</b>	63	63	306	162	285	816	13.0	62.8
<b>Career (25 games)</b>	87	63	335	245	353	982	11.3	39.3
<b>Bowls (2)</b>	5	0	52	0	0	52	10.4	5.2

\* bowl statistics not included in season and career statistics

## Punting

### Shane Lechler ♦ P ♦ Jr-2L

Game	No.	Yds.	Avg.	LP	PR-Yds	Net Avg.
vs. Florida State	9	413	45.9	52	4-65	38.7
Louisiana Tech	4	201	50.3	69	1-1	50.0
at Southern Miss	9	451	50.1	62	5-48	44.8
North Texas	4	173	43.3	52	2-8	41.3
at Kansas	7	272	38.9	53	2-9	37.6
Nebraska	8	362	45.3	64	5-50	39.0
at Baylor	2	90	45.0	48	1-14	38.0
Texas Tech	6	254	42.3	54	3-30	37.3
at Oklahoma State	8	341	42.6	56	4-59	35.2
Oklahoma	6	230	38.3	50	3-31	33.2
Missouri	6	264	44.0	69	2-1	43.8
at Texas	8	298	37.3	47	2-16	35.2
vs. Kansas State	3	136	45.3	57	1-17	39.7
vs. Ohio State*	9	398	44.2	54	2-30	40.9
<b>Season (13 games)</b>	80	3485	43.6	69	35-347	39.2
<b>Career (36 games)</b>	208	9190	44.2	76	917-883	40.0
<b>Bowls (2)</b>	18	806	44.8	54	8-96	39.4

\* bowl statistics not included in season and career statistics

## Placekicking

### Russell Bynum ♦ PK ♦ So-SQ

Game	FG-FGA	Pct.	IFG	PAT/ATL	Pct.	TP
vs. Florida State	0-0	0.00	0	2/2	100.0	2
Louisiana Tech	2-2	100.0	23	2/2	100.0	8
at Southern Miss	3-3	100.0	41	1/1	100.0	10
North Texas	0-2	0.00	0	3/3	100.0	3
at Kansas	1-1	100.0	21	3/3	100.0	6
Nebraska	0-0	0.00	0	4/4	100.0	4
at Baylor	0-1	0.00	0	5/5	100.0	5
Texas Tech	1-2	50.0	24	2/2	100.0	5
at Oklahoma State	1-1	100.0	37	2/2	100.0	5
Oklahoma	1-1	100.0	43	2/3	66.7	5
Missouri	3-3	100.0	39	0/0	0.0	9
at Texas	1-1	100.0	30	3/3	100.0	6
vs. Kansas State	3-3	100.0	26	1/1	100.0	10
vs. Ohio State*	0-0	0.00	0	2-2	100.0	2
<b>Season (13 games)</b>	16-20	80.0	43	30/31	96.8	78
<b>Career (13 games)</b>	16-20	80.0	43	30/31	96.8	78
<b>Bowls (1)</b>	0-0	0.00	0	2-2	100.0	2

\* bowl statistics not included in season and career statistics

# INDIVIDUAL GAME-BY-GAME STATISTICS

## Rushing

### Dante' Hall ♦ RB ♦ Jr-2L

Game	Att.	Net	Avg.	TD	LP	Game Avg.
vs. Florida State	7	13	1.9	0	7	—
Louisiana Tech	22	83	3.8	0	11	—
at Southern Miss	8	76	9.5	2	44	—
North Texas	13	84	6.5	0	20	—
at Kansas	36	177	4.9	3	26	—
Nebraska	32	113	3.5	1	22	—
at Baylor	17	137	8.1	1	38	—
Texas Tech	26	67	2.6	1	9	—
at Oklahoma State	3	-1	-0.3	0	4	—
Oklahoma	18	70	3.9	0	13	—
Missouri	24	84	3.5	0	14	—
at Texas	10	8	0.8	0	7	—
vs. Kansas State	27	113	4.2	0	26	—
vs. Ohio State*	11	53	4.8	1	25	—
<b>Season (13 games)</b>	<b>243</b>	<b>1024</b>	<b>4.2</b>	<b>8</b>	<b>44</b>	<b>78.8</b>
<b>Career (37 games)</b>	<b>469</b>	<b>2639</b>	<b>5.6</b>	<b>20</b>	<b>74</b>	<b>71.3</b>
<b>Bowls (2)</b>	<b>18</b>	<b>146</b>	<b>8.1</b>	<b>2</b>	<b>74</b>	<b>73.0</b>

\* bowl statistics not included in season and career statistics

### Ja'Mar Toombs ♦ RB ♦ Fr-HS

Game	Att.	Net	Avg.	TD	LP	Game Avg.
vs. Florida State	0	0	0	0	0	—
Louisiana Tech	2	8	4.0	0	5	—
at Southern Miss	3	3	1.0	0	3	—
North Texas	1	1	1.0	0	1	—
at Kansas	3	11	3.7	0	6	—
Nebraska	10	110	11.0	1	71	—
at Baylor	9	49	5.4	1	38	—
Texas Tech	10	52	5.2	0	17	—
at Oklahoma State	23	111	4.8	0	24	—
Oklahoma	10	50	5.0	0	14	—
Missouri	6	14	2.3	0	10	—
at Texas	4	4	1.0	0	3	—
vs. Kansas State	5	9	1.8	1	2	—
vs. Ohio State*	10	62	6.2	0	18	—
<b>Season (13 games)</b>	<b>86</b>	<b>422</b>	<b>4.9</b>	<b>3</b>	<b>71</b>	<b>32.5</b>
<b>Career (13 games)</b>	<b>86</b>	<b>422</b>	<b>4.9</b>	<b>3</b>	<b>71</b>	<b>32.5</b>
<b>Bowls (1)</b>	<b>10</b>	<b>62</b>	<b>6.2</b>	<b>0</b>	<b>18</b>	<b>62.0</b>

\* bowl statistics not included in season and career statistics



Ja'Mar Toombs

### Sirr Parker ♦ RB ♦ Sr-3L

Game	Att.	Net	Avg.	TD	LP	Game Avg.
vs. Florida State	8	22	2.8	0	14	—
Louisiana Tech	3	8	2.6	0	6	—
at Southern Miss	11	20	1.8	0	11	—
North Texas	14	49	3.5	1	13	—
at Kansas	6	20	3.3	0	7	—
Nebraska	3	10	3.3	0	5	—
at Baylor	10	33	3.3	0	15	—
Texas Tech	did not play					
at Oklahoma State	4	9	2.3	0	5	—
Oklahoma	4	9	2.3	0	6	—
Missouri	2	8	4.0	0	5	—
at Texas	1	8	8.0	0	8	—
vs. Kansas State	3	30	10.0	0	19	—
vs. Ohio State*	1	6	6.0	0	6	—
<b>Season (12 games)</b>	<b>69</b>	<b>226</b>	<b>3.3</b>	<b>1</b>	<b>19</b>	<b>18.8</b>
<b>Career (47 games)</b>	<b>438</b>	<b>2042</b>	<b>4.7</b>	<b>14</b>	<b>80</b>	<b>43.4</b>
<b>Bowls (3)</b>	<b>33</b>	<b>102</b>	<b>3.1</b>	<b>0</b>	<b>21</b>	<b>34.0</b>

\* bowl statistics not included in season and career statistics

### Burnest Rhodes ♦ RB ♦ So-1L

Game	Att.	Net	Avg.	TD	LP	Game Avg.
vs. Florida State	0	0	0	0	0	—
Louisiana Tech	0	0	0	0	0	—
at Southern Miss	10	18	1.8	0	6	—
North Texas	2	11	5.5	0	11	—
at Kansas	0	0	0	0	0	—
Nebraska	0	0	0	0	0	—
at Baylor	0	0	0	0	0	—
Texas Tech	7	33	4.7	0	9	—
at Oklahoma State	7	9	1.3	0	4	—
Oklahoma	2	6	3.0	0	4	—
Missouri	did not play					
at Texas	did not play					
vs. Kansas State	did not play					
vs. Ohio State*	0	0	0.0	0	0	—
<b>Season (10 games)</b>	<b>28</b>	<b>77</b>	<b>2.8</b>	<b>0</b>	<b>11</b>	<b>7.7</b>
<b>Career (17 games)</b>	<b>47</b>	<b>174</b>	<b>3.7</b>	<b>3</b>	<b>13</b>	<b>10.4</b>
<b>Bowls (1)</b>	<b>0</b>	<b>0</b>	<b>0</b>	<b>0</b>	<b>0</b>	<b>0</b>

\* bowl statistics not included in season and career statistics

# INDIVIDUAL GAME-BY-GAME STATISTICS

## Receiving

### Chris Cole ♦ WR ♦ Jr-1L

Game	No.	Yds.	Avg.	TDs	LP	Game Avg.
vs. Florida State	2	51	25.5	0	45	—
Louisiana Tech	5	39	7.8	0	16	—
at Southern Miss	5	72	14.4	0	25	—
North Texas	6	174	29.0	3	60	—
at Kansas	5	51	10.2	0	16	—
Nebraska	1	12	12.0	0	12	—
at Baylor	1	11	11.0	0	11	—
Texas Tech	1	8	8.0	0	8	—
at Oklahoma State	0	0	0	0	0	—
Oklahoma	5	118	23.6	2	47	—
Missouri	3	10	3.3	0	8	—
at Texas	3	90	30.0	0	55	—
vs. Kansas State	1	31	31.0	0	31	—
vs. Ohio State*	0	0	0.0	0	0	—
<b>Season (13 games)</b>	<b>38</b>	<b>667</b>	<b>17.6</b>	<b>5</b>	<b>60</b>	<b>2.9/51.3</b>
<b>Career (31 games)</b>	<b>63</b>	<b>1000</b>	<b>15.9</b>	<b>8</b>	<b>60</b>	<b>2.0/32.3</b>
<b>Bowls (2)</b>	<b>4</b>	<b>32</b>	<b>8.0</b>	<b>0</b>	<b>16</b>	<b>2.0/16.0</b>

\* bowl statistics not included in season and career statistics

### Derrick Spiller ♦ TE ♦ Sr-3L


Game	No.	Yds.	Avg.	TDs	LP	Game Avg.
vs. Florida State	1	4	4.0	0	4	—
Louisiana Tech	2	16	8.0	0	11	—
at Southern Miss	2	7	3.5	0	7	—
North Texas	0	0	0.0	0	0	—
at Kansas	1	20	20.0	0	20	—
Nebraska	0	0	0	0	0	—
at Baylor	1	17	17.0	1	1	—
Texas Tech	0	0	0	0	0	—
at Oklahoma State	3	44	14.6	0	20	—
Oklahoma	1	9	9.0	0	9	—
Missouri	1	9	9.0	0	9	—
at Texas	4	51	12.8	2	20	—
vs. Kansas State	4	92	23.0	0	36	—
vs. Ohio State*	5	43	8.6	0	19	—
<b>Season (13 games)</b>	<b>20</b>	<b>269</b>	<b>13.5</b>	<b>3</b>	<b>36</b>	<b>1.5/20.7</b>
<b>Career (42 games)</b>	<b>54</b>	<b>872</b>	<b>16.1</b>	<b>7</b>	<b>63</b>	<b>1.3/20.8</b>
<b>Bowls (3)</b>	<b>6</b>	<b>49</b>	<b>8.2</b>	<b>0</b>	<b>19</b>	<b>2.0/16.3</b>

\* bowl statistics not included in season and career statistics

### Chris Taylor ♦ WR ♦ So-1L

Game	No.	Yds.	Avg.	TDs	LP	Game Avg.
vs. Florida State	0	0	0	0	0	—
Louisiana Tech	0	0	0	0	0	—
at Southern Miss	0	0	0	0	0	—
North Texas	0	0	0	0	0	—
at Kansas	0	0	0	0	0	—
Nebraska	1	81	81.0	1	81	—
at Baylor	1	2	2.0	0	2	—
Texas Tech	1	8	8.0	0	8	—
at Oklahoma State	3	60	20.0	1	34	—
Oklahoma	3	30	10.0	0	30	—
Missouri	2	26	13.0	0	22	—
at Texas	0	0	0	0	0	—
vs. Kansas State	4	99	24.8	0	35	—
vs. Ohio State*	5	52	10.4	0	26	—
<b>Season (13 games)</b>	<b>15</b>	<b>306</b>	<b>20.4</b>	<b>2</b>	<b>81</b>	<b>1.2/23.5</b>
<b>Career (25 games)</b>	<b>18</b>	<b>335</b>	<b>18.6</b>	<b>2</b>	<b>81</b>	<b>0.7/13.4</b>
<b>Bowls (2)</b>	<b>5</b>	<b>52</b>	<b>10.4</b>	<b>0</b>	<b>26</b>	<b>2.5/26.0</b>

\* bowl statistics not included in season and career statistics



Chris Cole

### Leroy Hodge ♦ WR ♦ Jr-2L

Game	No.	Yds.	Avg.	TDs	LP	Game Avg.
vs. Florida State	2	16	8.0	0	8	—
Louisiana Tech	3	38	12.7	0	19	—
at Southern Miss	0	0	0.0	0	0	—
North Texas	2	23	11.5	0	16	—
at Kansas	1	17	17.0	0	17	—
Nebraska	0	0	0	0	0	—
at Baylor	3	71	23.7	0	30	—
Texas Tech	0	0	0	0	0	—
at Oklahoma State	1	22	22.0	0	22	—
Oklahoma	1	3	3.0	0	3	—
Missouri	0	0	0	0	0	—
at Texas	1	11	11.0	0	11	—
vs. Kansas State	1	13	13.0	1	13	—
vs. Ohio State*	2	15	7.5	1	8	—
<b>Season (13 games)</b>	<b>15</b>	<b>214</b>	<b>14.3</b>	<b>1</b>	<b>30</b>	<b>1.2/16.5</b>
<b>Career (37 games)</b>	<b>45</b>	<b>650</b>	<b>14.4</b>	<b>2</b>	<b>41</b>	<b>1.2/17.6</b>
<b>Bowls (2)</b>	<b>2</b>	<b>15</b>	<b>7.5</b>	<b>1</b>	<b>8</b>	<b>1.0/7.5</b>

\* bowl statistics not included in season and career statistics

# INDIVIDUAL GAME-BY-GAME STATISTICS

## Receiving

### Daniel Campbell ♦ TE ♦ Sr-3L

Game	No.	Yds.	Avg.	TDs	LP	Game Avg.
vs. Florida State	1	8	8.0	0	8	—
Louisiana Tech	1	8	8.0	0	8	—
at Southern Miss	0	0	0.0	0	0	—
North Texas	2	17	8.5	0	14	—
at Kansas	0	0	0.0	0	0	—
Nebraska	0	0	0	0	0	—
at Baylor	0	0	0	0	0	—
Texas Tech	1	8	8.0	1	8	—
at Oklahoma State	1	21	21.0	0	21	—
Oklahoma	0	0	0	0	0	—
Missouri	1	6	6.0	0	6	—
at Texas	0	0	0	0	0	—
vs. Kansas State	0	0	0	0	0	—
vs. Ohio State*	1	20	20.0	0	20	—
<b>Season (13 games)</b>	<b>7</b>	<b>68</b>	<b>9.7</b>	<b>1</b>	<b>21</b>	<b>0.5/5.2</b>
<b>Career (42 games)</b>	<b>27</b>	<b>314</b>	<b>11.6</b>	<b>1</b>	<b>37</b>	<b>0.6/7.5</b>
<b>Bowls (2)</b>	<b>1</b>	<b>20</b>	<b>20.0</b>	<b>0</b>	<b>20</b>	<b>0</b>

\* bowl statistics not included in season and career statistics

### Dante Hall ♦ RB ♦ Jr-2L

Game	No.	Yds.	Avg.	TDs	LP	Game Avg.
vs. Florida State	0	0	0.0	0	0	—
Louisiana Tech	1	12	12.0	0	12	—
at Southern Miss	0	0	0.0	0	0	—
North Texas	1	2	2.0	0	2	—
at Kansas	1	-8	0.0	0	0	—
Nebraska	0	0	0	0	0	—
at Baylor	1	28	28.0	0	28	—
Texas Tech	1	55	55.0	0	55	—
at Oklahoma State	0	0	0	0	0	—
Oklahoma	0	0	0	0	0	—
Missouri	1	3	3.0	0	3	—
at Texas	0	0	0	0	0	—
vs. Kansas State	0	0	0	0	0	—
vs. Ohio State*	2	3	1.5	0	2	—
<b>Season (13 games)</b>	<b>6</b>	<b>92</b>	<b>15.3</b>	<b>0</b>	<b>55</b>	<b>0.5/7.1</b>
<b>Career (38 games)</b>	<b>17</b>	<b>201</b>	<b>11.8</b>	<b>0</b>	<b>55</b>	<b>0.4/5.3</b>
<b>Bowls (2)</b>	<b>2</b>	<b>3</b>	<b>1.5</b>	<b>0</b>	<b>2</b>	<b>0.5/1.5</b>

\* bowl statistics not included in season and career statistics



**Chris Taylor**

## Kickoff Returns

### Dante' Hall ♦ RB ♦ So-1L

Game	No.	Yds.	Avg.	TD	LP
vs. Florida State	2	68	34.0	0	49
Louisiana Tech	1	20	20.0	0	20
at Southern Miss	0	0	0	0	0
North Texas	0	0	0	0	0
at Kansas	3	55	18.3	0	32
Nebraska	1	13	13.0	0	13
at Baylor	1	16	16.0	0	16
Texas Tech	0	0	0	0	0
at Oklahoma State	0	0	0	0	0
Oklahoma	0	0	0	0	0
Missouri	0	0	0	0	0
at Texas	0	0	0	0	0
vs. Kansas State	0	0	0	0	0
vs. Ohio State*	0	0	0.0	0	0
<b>Season (13 games)</b>	<b>8</b>	<b>172</b>	<b>21.5</b>	<b>0</b>	<b>49</b>
<b>Career (37 games)</b>	<b>29</b>	<b>652</b>	<b>22.5</b>	<b>0</b>	<b>49</b>
<b>Bowls (2)</b>	<b>1</b>	<b>22</b>	<b>22.0</b>	<b>0</b>	<b>29</b>

\* bowl statistics not included in season and career statistics

## Punt Returns

### Chris Taylor ♦ WR ♦ So-1L

Game	No.	Yds.	Avg.	TD	LP
vs. Florida State	0	0	0	0	0
Louisiana Tech	0	0	0	0	0
at Southern Miss	5	32	6.4	0	10
North Texas	5	76	15.2	0	23
at Kansas	3	35	11.6	0	15
Nebraska	4	31	7.8	0	14
at Baylor	4	34	8.5	0	25
Texas Tech	5	62	12.4	0	27
at Oklahoma State	1	2	1.0	0	2
Oklahoma	7	10	1.4	0	4
Missouri	1	9	9.0	0	9
at Texas	1	-6	0.0	0	0
vs. Kansas State	1	0	0.0	0	0
vs. Ohio State*	0	0	0.0	0	0
<b>Season (13 games)</b>	<b>37</b>	<b>285</b>	<b>7.7</b>	<b>0</b>	<b>27</b>
<b>Career (25 games)</b>	<b>43</b>	<b>353</b>	<b>8.2</b>	<b>0</b>	<b>27</b>
<b>Bowls (2)</b>	<b>0</b>	<b>0</b>	<b>0.0</b>	<b>0</b>	<b>0</b>

\* bowl statistics not included in season and career statistics

# INDIVIDUAL GAME-BY-GAME STATISTICS

## Tackles

(From Game Films)

### Dat Nguyen ♦ ILB ♦ Sr-3L

Game	Tot.	Solo	Avg.	QBP	QBS	TFL	INT	PBU
vs. Florida State	13	9	—	1	0/0	1/3	0	1
Louisiana Tech	8	6	—	0	0/0	1/2	0	0
at Southern Miss	8	6	—	0	1/10	2/11	0	0
North Texas	9	6	—	0	0/0	2/5	0	0
at Kansas	10	6	—	0	0/0	0/0	1	0
Nebraska	9	8	—	0	0/0	0/0	0	0
at Baylor	13	7	—	0	0/0	2/3	0	0
Texas Tech	8	6	—	0	1/8	2/9	0	1
at Oklahoma State	13	7	—	1	0/0	3/6	0	0
Oklahoma	10	8	—	0	0/0	3/7	0	0
Missouri	17	10	—	0	1/1	3/6	0	0
at Texas	12	8	—	0	1/3	1/3	0	0
vs. Kansas State	17	15	—	0	0/0	0/0	1	0
vs. Ohio State*	13	11	—	0	1/7	2/8	0	0
<b>Season</b> (13 games)	147	102	11.3	2	4/22	20/55	2	2
<b>Career</b> (48 games)	517	346	10.7	10	5.5/34	49/119	6	12
<b>Bowls</b> (3)	37	30	12.3	0	2/13	8/22	1	0

\* bowl statistics not included in season and career statistics

### Cornelius Anthony ♦ ILB ♦ So-1L

Game	Tot.	Solo	Avg.	QBP	QBS	TFL	INT	PBU
vs. Florida State	10	8	—	0	0/0	0/0	0	0
Louisiana Tech	8	6	—	0	0/0	0/0	0	0
at Southern Miss	1	1	—	0	0/0	0/0	0	0
North Texas	10	9	—	0	0/0	2/2	0	0
at Kansas	6	5	—	0	0/0	0/0	0	0
Nebraska	8	3	—	0	1/5	2/7	0	0
at Baylor	9	5	—	0	2/4	2/4	0	0
Texas Tech	9	7	—	0	1/7	1/7	0	1
at Oklahoma State	8	7	—	0	0/0	0/0	0	0
Oklahoma	10	6	—	0	0/0	1/1	0	0
Missouri	8	5	—	0	0/0	0/0	0	0
at Texas	5	3	—	0	0/0	1/2	0	0
vs. Kansas State	8	5	—	0	0/0	0/0	0	0
vs. Ohio State*	10	6	—	0	0/0	2/3	0	0
<b>Season</b> (13 games)	100	70	7.7	0	4/16	9/23	0	1
<b>Career</b> (21 games)	126	86	5.9	0	4/16	11/26	0	2
<b>Bowls</b> (2)	10	6	5.0	0	0/0	2/3	0	0

\* bowl statistics not included in season and career statistics

### Warrick Holdman ♦ OLB ♦ Sr-3L

Game	Tot.	Solo	Avg.	QBP	QBS	TFL	INT	PBU
vs. Florida State	9	6	—	0	0/0	1/4	0	0
Louisiana Tech	2	1	—	1	0/0	0/0	0	2
at Southern Miss	10	7	—	2	1/5	3/13	0	1
North Texas	8	5	—	1	1/5	1/5	0	0
at Kansas	5	3	—	0	0/0	1/2	0	0
Nebraska	8	5	—	0	1/4	2/5	0	1
at Baylor	11	6	—	0	2/6	2/6	0	3
Texas Tech	7	6	—	0	0/0	2/2	0	1
at Oklahoma State	10	5	—	0	1/6	1/6	1	0
Oklahoma	3	3	—	0	1/9	1/9	0	0
Missouri	6	2	—	0	0/0	1/3	0	0
at Texas	9	4	—	0	0/0	1/4	0	0
vs. Kansas State	7	4	—	0	0/0	0/0	0	0
vs. Ohio State*	8	5	—	0	1/4	2/6	0	0
<b>Season</b> (13 games)	95	57	7.3	4	7/35	16/59	1	8
<b>Career</b> (46 games)	293	181	6.4	12	16.5/76	39/158	1	16
<b>Bowls</b> (3)	23	17	7.7	0	3/21	5/24	0	0

\* bowl statistics not included in season and career statistics

### Rich Coady ♦ SS ♦ Sr-3L

Game	Tot.	Solo	Avg.	QBP	QBS	TFL	INT	PBU
vs. Florida State	11	10	—	0	0/0	0/0	0	0
Louisiana Tech	7	5	—	0	0/0	0/0	2	0
at Southern Miss	7	6	—	0	0/0	0/0	0	0
North Texas	2	2	—	0	0/0	1/4	0	0
at Kansas	3	1	—	0	0/0	0/0	0	0
Nebraska	8	5	—	0	0/0	0/0	0	1
at Baylor	8	4	—	0	0/0	0/0	1	0
Texas Tech	3	2	—	0	0/0	0/0	0	0
at Oklahoma State	6	3	—	0	0/0	0/0	0	1
Oklahoma	2	0	—	0	0/0	0/0	0	0
Missouri	8	5	—	0	0/0	0/0	0	1
at Texas	12	7	—	0	0/0	0/0	0	0
vs. Kansas State	9	7	—	0	0/0	1/1	0	1
vs. Ohio State*	6	3	—	0	0/0	0/0	0	1
<b>Season</b> (13 games)	86	57	6.6	0	0/0	2/5	3	4
<b>Career</b> (48 games)	264	175	5.5	2	0.5/1	7/15	8	12
<b>Bowls</b> (2)	12	5	6.0	0	0/0	1/5	0	0

\* bowl statistics not included in season and career statistics

### Jason Webster ♦ CB ♦ Jr-2L

Game	Tot.	Solo	Avg.	QBP	QBS	TFL	INT	PBU
vs. Florida State	10	6	—	0	0/0	2/3	0	0
Louisiana Tech	4	4	—	0	0/0	0/0	0	0
at Southern Miss	2	1	—	0	0/0	0/0	1	1
North Texas	9	7	—	0	0/0	0/0	0	0
at Kansas	5	4	—	0	0/0	0/0	0	0
Nebraska	12	9	—	0	0/0	1/4	0	1
at Baylor	did not play							
Texas Tech	3	2	—	0	0/0	0/0	0	1
at Oklahoma State	4	2	—	0	0/0	0/0	0	0
Oklahoma	3	2	—	0	0/0	1/6	1	1
Missouri	5	5	—	0	0/0	0/0	0	2
at Texas	11	7	—	0	0/0	0/0	0	0
vs. Kansas State	4	3	—	0	0/0	0/0	0	1
vs. Ohio State*	6	5	—	0	0/0	0/0	0	2
<b>Season</b> (12 games)	72	52	6.0	0	0/0	4/13	2	7
<b>Career</b> (36 games)	159	121	4.4	0	0/0	4/13	3	17
<b>Bowls</b> (2)	14	9	7.0	0	0/0	2/6	0	3

\* bowl statistics not included in season and career statistics

### Brandon Jennings ♦ FS ♦ Jr-2L

Game	Tot.	Solo	Avg.	QBP	QBS	TFL	INT	PBU
vs. Florida State	6	6	—	0	0/0	0/0	0	1
Louisiana Tech	3	3	—	0	0/0	0/0	0	1
at Southern Miss	3	3	—	0	0/0	0/0	1	0
North Texas	6	3	—	0	0/0	0/0	0	0
at Kansas	7	7	—	0	0/0	0/0	0	0
Nebraska	8	2	—	0	0/0	1/3	0	0
at Baylor	6	4	—	0	0/0	0/0	0	1
Texas Tech	5	3	—	0	0/0	0/0	1	1
at Oklahoma State	5	4	—	0	0/0	0/0	0	0
Oklahoma	7	3	—	0	0/0	0/0	0	0
Missouri	6	1	—	0	0/0	0/0	1	0
at Texas	7	7	—	0	0/0	1/1	1	1
vs. Kansas State	15	12	—	0	0/0	0/0	0	1
vs. Ohio State*	9	6	—	0	0/0	0/0	0	1
<b>Season</b> (13 games)	84	58	6.5	0	0/0	2/4	4	6
<b>Career</b> (35 games)	202	141	5.8	0	0/0	3/12	7	15
<b>Bowls</b> (2)	17	11	8.5	0	0/0	0/0	0	2

\* bowl statistics not included in season and career statistics

WEBSTER 898

# INDIVIDUAL GAME-BY-GAME STATISTICS

## Tackles

(Continued)

### Roylin Bradley ♦ OLB ♦ So-1L

Game	Tot.	Solo	Avg.	QBP	QBS	TFL	INT	PBU
vs. Florida State	5	3	—	0	0/0	0/0	0	1
Louisiana Tech	4	1	—	0	0/0	0/0	0	0
at Southern Miss	3	3	—	0	0/0	0/0	0	1
North Texas	6	5	—	1	0/0	1/1	0	0
at Kansas	3	2	—	0	0/0	1/3	0	0
Nebraska	7	7	—	1	2/6	2/6	0	0
at Baylor	8	4	—	0	1/7	1/7	0	0
Texas Tech	4	2	—	0	1/6	1/6	0	0
at Oklahoma State	7	4	—	0	0/0	1/2	0	0
Oklahoma	3	2	—	0	1/6	2/7	0	0
Missouri	8	7	—	0	1/1	2/2	0	0
at Texas	10	8	—	0	1/2	1/2	0	1
vs. Kansas State	13	11	—	0	2/18	3/23	0	0
vs. Ohio State*	2	1	—	0	1/8	1/8	0	0
<b>Season (13 games)</b>	<b>81</b>	<b>59</b>	<b>6.2</b>	<b>2</b>	<b>9/46</b>	<b>15/59</b>	<b>0</b>	<b>3</b>
<b>Career (23 games)</b>	<b>101</b>	<b>75</b>	<b>4.4</b>	<b>2</b>	<b>13/62</b>	<b>21/96</b>	<b>0</b>	<b>3</b>
<b>Bowls (2)</b>	<b>5</b>	<b>4</b>	<b>2.5</b>	<b>0</b>	<b>2/11</b>	<b>2/11</b>	<b>0</b>	<b>0</b>

\* bowl statistics not included in season and career statistics

### Rocky Bernard ♦ LE ♦ So-1L

Game	Tot.	Solo	Avg.	QBP	QBS	TFL	INT	PBU
vs. Florida State	6	3	—	0	0/0	0/0	0	0
Louisiana Tech	0	0	—	0	0/0	0/0	0	0
at Southern Miss	5	3	—	0	0/0	1/1	0	0
North Texas	5	1	—	0	0/0	1/1	0	1
at Kansas	7	3	—	1	1/2	2/4	0	0
Nebraska	3	1	—	0	0/0	0/0	0	0
at Baylor	6	2	—	0	0/0	2/12	0	0
Texas Tech	4	2	—	0	0/0	0/0	0	0
at Oklahoma State	4	1	—	0	0/0	0/0	0	0
Oklahoma	7	3	—	0	0/0	0/0	0	0
Missouri	4	2	—	0	0/0	0/0	0	0
at Texas	6	2	—	0	0/0	0/0	0	0
vs. Kansas State	1	0	—	0	0/0	0/0	0	0
vs. Ohio State*	1	0	—	0	0/0	0/0	0	0
<b>Season (13 games)</b>	<b>58</b>	<b>23</b>	<b>4.5</b>	<b>1</b>	<b>1/2</b>	<b>6/18</b>	<b>0</b>	<b>1</b>
<b>Career (23 games)</b>	<b>75</b>	<b>31</b>	<b>3.3</b>	<b>2</b>	<b>3/9</b>	<b>11/30</b>	<b>0</b>	<b>2</b>
<b>Bowls (2)</b>	<b>1</b>	<b>0</b>	<b>0.5</b>	<b>0</b>	<b>0/0</b>	<b>0/0</b>	<b>0</b>	<b>0</b>

\* bowl statistics not included in season and career statistics

### Ronald Flemons ♦ RE ♦ So-1L

Game	Tot.	Solo	Avg.	QBP	QBS	TFL	INT	PBU
vs. Florida State	6	2	—	0	0/0	0/0	0	0
Louisiana Tech	0	0	—	0	0/0	0/0	0	0
at Southern Miss	6	3	—	0	1/10	2/12	0	0
North Texas	3	0	—	0	0/0	0/0	0	0
at Kansas	4	2	—	0	0/0	0/0	0	0
Nebraska	4	1	—	0	0/0	0/0	0	0
at Baylor	4	1	—	0	0/0	0/0	0	0
Texas Tech	7	4	—	1	0/0	0/0	0	0
at Oklahoma State	did not play							
Oklahoma	3	1	—	0	0/0	0/0	0	0
Missouri	10	2	—	0	0/0	0/0	0	0
at Texas	6	4	—	0	0/0	1/1	0	0
vs. Kansas State	1	0	—	0	0/0	0/0	0	0
vs. Ohio State*	2	1	—	0	0/0	0/0	0	0
<b>Season (12 games)</b>	<b>54</b>	<b>20</b>	<b>4.5</b>	<b>1</b>	<b>1/10</b>	<b>3/13</b>	<b>0</b>	<b>0</b>
<b>Career (25 games)</b>	<b>63</b>	<b>25</b>	<b>2.5</b>	<b>1</b>	<b>1/10</b>	<b>4/23</b>	<b>0</b>	<b>0</b>
<b>Bowls (2)</b>	<b>2</b>	<b>1</b>	<b>0</b>	<b>0</b>	<b>0/0</b>	<b>0</b>	<b>0</b>	<b>0</b>

\* bowl statistics not included in season and career statistics

### Jay Brooks ♦ CB ♦ Fr-RS

Game	Tot.	Solo	Avg.	QBP	QBS	TFL	INT	PBU
vs. Florida State	5	4	—	0	0/0	0/0	0	0
Louisiana Tech	4	3	—	0	0/0	1/1	0	0
at Southern Miss	7	6	—	0	0/0	0/0	0	2
North Texas	4	3	—	0	0/0	0/0	0	1
at Kansas	3	3	—	0	0/0	2/2	0	0
Nebraska	4	3	—	0	0/0	0/0	0	0
at Baylor	3	2	—	0	0/0	1/2	0	1
Texas Tech	0	0	—	0	0/0	0/0	0	0
at Oklahoma State	2	2	—	0	0/0	0/0	0	0
Oklahoma	2	2	—	0	0/0	0/0	0	0
Missouri	0	0	—	0	0/0	0/0	0	0
at Texas	2	0	—	0	0/0	0/0	0	0
vs. Kansas State	0	0	—	0	0/0	0/0	0	0
vs. Ohio State*	6	4	—	0	0/0	0/0	0	0
<b>Season (13 games)</b>	<b>36</b>	<b>28</b>	<b>2.8</b>	<b>0</b>	<b>0/0</b>	<b>4/5</b>	<b>0</b>	<b>4</b>
<b>Career (13 games)</b>	<b>36</b>	<b>28</b>	<b>2.8</b>	<b>0</b>	<b>0/0</b>	<b>4/5</b>	<b>0</b>	<b>4</b>
<b>Bowls (1)</b>	<b>6</b>	<b>4</b>	<b>3.0</b>	<b>0</b>	<b>0/0</b>	<b>0/0</b>	<b>0</b>	<b>0</b>

\* bowl statistics not included in season and career statistics

### Michael Jameson ♦ SS ♦ So-1L

Game	Tot.	Solo	Avg.	QBP	QBS	TFL	INT	PBU
vs. Florida State	3	2	—	0	0/0	0/0	0	0
Louisiana Tech	7	5	—	0	0/0	0/0	0	3
at Southern Miss	3	2	—	0	0/0	0/0	0	1
North Texas	2	1	—	0	0/0	0/0	0	0
at Kansas	2	2	—	0	1/7	2/9	0	0
Nebraska	4	2	—	0	0/0	0/0	0	0
at Baylor	5	2	—	0	0/0	1/1	0	0
Texas Tech	0	0	—	0	0/0	0/0	0	0
at Oklahoma State	4	3	—	0	0/0	0/0	0	1
Oklahoma	2	1	—	0	0/0	0/0	0	0
Missouri	2	1	—	0	0/0	0/0	0	0
at Texas	1	0	—	0	0/0	0/0	0	0
vs. Kansas State	3	2	—	0	0/0	0/0	0	0
vs. Ohio State*	2	1	—	0	0/0	0/0	0	0
<b>Season (13 games)</b>	<b>38</b>	<b>23</b>	<b>2.9</b>	<b>0</b>	<b>1/7</b>	<b>3/10</b>	<b>0</b>	<b>5</b>
<b>Career (22 games)</b>	<b>52</b>	<b>31</b>	<b>2.4</b>	<b>0</b>	<b>1/7</b>	<b>3/10</b>	<b>0</b>	<b>6</b>
<b>Bowls (2)</b>	<b>3</b>	<b>1</b>	<b>1.5</b>	<b>0</b>	<b>0/0</b>	<b>0/0</b>	<b>0</b>	<b>0</b>

\* bowl statistics not included in season and career statistics

### Jason Glenn ♦ OLB ♦ So-1L

Game	Tot.	Solo	Avg.	QBP	QBS	TFL	INT	PBU
vs. Florida State	2	0	—	0	0/0	0/0	0	0
Louisiana Tech	1	0	—	1	0/0	0/0	0	0
at Southern Miss	3	3	—	0	0/0	1/2	0	0
North Texas	5	3	—	0	1/1	2/3	0	0
at Kansas	1	1	—	0	0/0	0/0	0	0
Nebraska	5	4	—	0	0/0	1/1	0	0
at Baylor	5	3	—	0	0/0	1/1	0	1
Texas Tech	1	0	—	0	0/0	0/0	0	0
at Oklahoma State	0	0	—	0	0/0	0/0	0	0
Oklahoma	did not play							
Missouri	0	0	—	0	0/0	0/0	0	0
at Texas	2	1	—	0	0/0	1/10	0	0
vs. Kansas State	1	1	—	0	0/0	0/0	0	0
vs. Ohio State*	3	2	—	0	1/1	1/1	0	0
<b>Season (12 games)</b>	<b>26</b>	<b>16</b>	<b>2.2</b>	<b>1</b>	<b>1/1</b>	<b>6/17</b>	<b>0</b>	<b>1</b>
<b>Career (20 games)</b>	<b>46</b>	<b>23</b>	<b>2.3</b>	<b>1</b>	<b>1/1</b>	<b>6/17</b>	<b>0</b>	<b>3</b>
<b>Bowls (2)</b>	<b>4</b>	<b>2</b>	<b>2.0</b>	<b>0</b>	<b>1/1</b>	<b>1/1</b>	<b>0</b>	<b>0</b>

\* bowl statistics not included in season and career statistics

## Texas A&M Red-Zone Results

Date	Opponent	Score	Times In 20	Times Scored	Total Pts	TDs	Rush TDs	Pass TDs	FGs Made	Failed to score inside 20						
										FGA	Downs	Int	Fumb	Half	Game	
Aug 31	vs Florida State	L 14-23	1	1	6	1	1	0	0	0	0	0	0	0	0	
Sep 12	Louisiana Tech	W 28-7	6	5	24	3	3	0	2	1	0	0	0	0	0	
Sep 19	at Southern Miss	W 24-6	4	4	15	1	1	0	3	0	0	0	0	0	0	
Sep 26	North Texas	W 28-9	4	1	6	1	1	0	0	2	0	1	0	0	0	
*Oct 03	at Kansas	W 24-21	4	4	21	3	3	0	1	0	0	0	0	0	0	
*Oct 10	Nebraska	W 28-21	3	3	18	3	3	0	0	0	0	0	0	0	0	
*Oct 17	at Baylor	W 35-14	5	3	18	3	2	1	0	1	0	0	0	1	0	
*Oct 24	Texas Tech	W 17-10	4	3	15	2	1	1	1	1	0	0	0	0	0	
*Oct 31	at Oklahoma State	W 17-6	2	1	6	1	0	1	0	0	0	0	0	0	1	
*Nov 07	Oklahoma	W 29-0	3	2	9	1	1	0	1	0	0	0	1	0	0	
*Nov 14	Missouri	W 17-14	4	4	15	1	1	0	3	0	0	0	0	0	0	
*Nov 27	at Texas	L 24-26	4	4	22	3	1	2	1	0	0	0	0	0	0	
Dec 05	vs Kansas State	W 36-33	7	6	27	3	1	2	3	0	1	0	0	0	0	
Totals			51	41	202	26	19	7	15	5	1	1	1	1	1	1

## Opponent Red-Zone Results


Date	Opponent	Score	Times In 20	Times Scored	Total Pts	TDs	Rush TDs	Pass TDs	FGs Made	Failed to score inside 20						
										FGA	Downs	Int	Fumb	Half	Game	
Aug 31	vs Florida State	L 14-23	6	5	21	2	1	1	3	0	0	0	1	0	0	
Sep 12	Louisiana Tech	W 28-7	3	1	6	1	1	0	0	0	1	1	0	0	0	
Sep 19	at Southern Miss	W 24-6	1	1	6	1	0	1	0	0	0	0	0	0	0	
Sep 26	North Texas	W 28-9	2	2	9	1	0	1	1	0	0	0	0	0	0	
*Oct 03	at Kansas	W 24-21	2	2	12	2	1	1	0	0	0	0	0	0	0	
*Oct 10	Nebraska	W 28-21	4	3	18	3	3	0	0	0	1	0	0	0	0	
*Oct 17	at Baylor	W 35-14	1	1	6	1	1	0	0	0	0	0	0	0	0	
*Oct 24	Texas Tech	W 17-10	1	1	6	1	1	0	0	0	0	0	0	0	0	
*Oct 31	at Oklahoma State	W 17-6	2	2	6	0	0	0	2	0	0	0	0	0	0	
*Nov 07	Oklahoma Sooners	W 29-0	0	0	0	0	0	0	0	0	0	0	0	0	0	
*Nov 14	Missouri	W 17-14	3	2	12	2	1	1	0	1	0	0	0	0	0	
*Nov 27	at Texas	L 24-26	5	4	15	1	0	1	3	1	0	0	0	0	0	
Dec 05	vs Kansas State	W 36-33	4	4	18	2	1	1	2	0	0	0	0	0	0	
Totals			34	28	135	17	10	7	11	2	2	1	1	0	0	0

## Opponent Game-By-Game Statistics

Date	Opponent	RUSHING				RECEIVING				PASSING				KICK RET				PUNT RET				All Purp		
		No.	Yds	TD	Lg	No.	Yds	TD	Lg	Att	Cmp	Int	Yds	TD	Lg	No	Yds	TD	Lg	No	Yds		TD	Lg
Aug 31, 1998	vs Florida State	47	153	1	15	21	207	1	30	36	21	0	207	1	30	2	54	0	34	4	65	0	32	483
Sep 12, 1998	LOUISIANA TECH	19	84	1	14	30	239	0	23	47	30	2	239	0	23	4	107	0	46	1	1	0	1	431
Sep 19, 1998	at Southern Miss	30	34	0	23	19	142	1	17	36	19	3	142	1	17	4	96	0	32	5	48	0	17	320
Sep 26, 1998	NORTH TEXAS	36	61	0	12	19	165	1	24	35	19	0	165	1	24	4	65	0	26	2	8	0	5	299
Oct 03, 1998	at Kansas	38	127	1	19	10	167	2	58	20	10	1	167	2	58	3	56	0	36	2	9	0	9	359
Oct 10, 1998	NEBRASKA	44	141	3	22	15	204	0	49	27	15	1	204	0	49	4	69	0	40	5	50	0	21	507
Oct 17, 1998	at Baylor	37	86	1	19	17	156	1	29	29	17	1	156	1	29	4	81	0	29	1	14	0	14	337
Oct 24, 1998	TEXAS TECH	33	94	1	15	9	111	0	27	23	9	2	111	0	27	4	86	0	32	3	30	0	13	322
Oct 31, 1998	at Oklahoma State	33	116	0	38	7	56	0	20	17	1	0	56	0	20	3	75	0	40	4	59	0	37	306
Nov 07, 1998	OKLAHOMA SOONERS	32	43	0	8	11	81	0	21	22	11	1	81	0	21	3	82	0	44	3	31	0	21	237
Nov 14, 1998	MISSOURI	47	214	1	20	7	78	1	20	19	7	1	78	1	20	3	39	0	16	2	-1	0	0	330
Nov 27, 1998	at Texas	53	251	1	60	24	232	1	26	35	24	1	232	1	26	2	36	0	19	2	16	0	10	535
Dec 05, 1998	vs Kansas State	48	178	1	17	19	341	2	66	28	19	1	341	2	66	6	120	0	29	1	17	0	17	657
Opponent totals		497	1582	11	60	208	2179	10	66	374	208	15	2179	10	66	46	966	0	46	35	347	0	37	5123
Texas A&M		594	1985	21	71	137	2071	15	81	262	137	5	2071	15	81	27	568	0	84	47	410	1	55	5162

Date	Opponent	PUNTING										FIELD GOALS		
		No	Yds	Avg	Long	Bkld	TB	FC	50+	120	Att	Made	Lg	Bkld
Aug 31, 1998	vs Florida State	9	413	45.9	52	0	2	2	4	1	0	0	0	
Sep 12, 1998	LOUISIANA TECH	4	201	50.2	69	0	2	0	2	1	3	23	0	
Sep 19, 1998	at Southern Miss	9	451	50.1	62	0	1	0	5	2	3	3	41	0
Sep 26, 1998	NORTH TEXAS	4	173	43.2	52	0	1	0	1	1	2	0	0	
Oct 03, 1998	at Kansas	7	272	38.9	53	0	1	1	2	6	1	21	0	
Oct 10, 1998	NEBRASKA	8	362	45.2	64	0	1	0	4	2	0	0	0	
Oct 17, 1998	at Baylor	2	90	45.0	48	0	0	0	0	0	1	0	0	
Oct 24, 1998	TEXAS TECH	6	254	42.3	54	0	0	1	1	1	2	24	0	
Oct 31, 1998	at Oklahoma State	8	341	42.6	0	0	2	0	2	2	1	37	0	
Nov 07, 1998	OKLAHOMA SOONERS	6	230	38.3	50	0	1	1	1	2	1	43	0	
Nov 14, 1998	MISSOURI	6	264	44.0	69	0	1	1	1	2	3	39	0	
Nov 27, 1998	at Texas	8	298	37.2	47	0	1	1	0	1	1	30	0	
Dec 05, 1998	vs Kansas State	3	136	45.3	57	0	0	0	1	0	3	26	0	
Totals		80	3485	43.6	69	0	13	7	24	21	21	16	43	0
Opponent		78	3215	41.2	61	1	4	4	12	12	21	15	50	0

1998 REVIEW



**Attendance — 59,232**

Texas A&M	0	14	0	0	—	14
Florida State	10	0	10	3	—	23

**1st Quarter**

- FSU** Travis Minor 3-yard run/Sebastian Janikowski PAT (7:02)  
(8 plays, 39 yards, 2:33 elapsed)
- FSU** Janikowski 33-yard FG (3:04)  
(6 plays, 20 yards, 2:23 elapsed)

**2nd Quarter**

- A&M** D'Andre Hardeman 1-yard run/Russell Bynum PAT (12:42)  
(6 plays, 58 yards, 2:36 elapsed)
- A&M** Jay Brooks 21-yard fumble return/Bynum PAT (0:29)

**3rd Quarter**

- FSU** Janikowski 28-yard FG (6:43)  
(12 plays, 68 yards, 4:12 elapsed)
- FSU** Peter Warrick 9-yard pass from Chris Weinke/Janikowski PAT (0:05)  
(9 plays, 37 yards, 4:09 elapsed)

**4th Quarter**

- FSU** Janikowski 22-yard FG (3:26)  
(9 plays, 19 yards, 4:52 elapsed)

**Game Notes**

- Opening his campaign for the Butkus Award, senior linebacker Dat Nguyen recorded 13 tackles, his 22nd double-digit tackle game.
- Playing in their first games, linebacker Christian Rodriguez sacked FSU quarterback Chris Weinke, causing a fumble that cornerback Jay Brooks scooped up and returned for a touchdown.
- Preseason All-America punter Shane Lechler continued his assault on the Aggie record book, averaging 45.1 per punt on the night.

# GAME #1

## #2 Florida State 23, #14 Texas A&M 14

Aug. 31, 1998 ♦ Giants Stadium ♦ East Rutherford, N.J.

**L**et the record show that on Aug. 31, 1998 — a day that will long be remembered for the dramatic decline of the Dow — Texas A&M's stock was probably the only one that rose significantly. Across the Hudson River from Wall Street, the Aggies made a major impression on a national television audience, a huge media gathering and 59,232 fans inside Giants Stadium. A&M stood toe-to-toe with No. 2 Florida State in last Monday's Kick-off Classic XVI, building a 14-10 halftime lead that left many FSU fans looking as bewildered as the Big Apple's stock brokers had appeared earlier in the day.

Eventually, the Seminoles' sensational collection of athletes proved to be too much for A&M, as Florida State dominated the second half en route to a 23-14 win. Even in the loss, however, the Aggies earned a significant measure of national respect.

"I was very impressed with A&M," said John Roach of ESPN Magazine. "They're better than I thought," said Don Borst of *Lindy's College Football Annuals*. "I think they showed a lot against a very good team." "I think the Aggies surprised a lot of people," said ABC college football analyst Todd Blackledge.

Even FSU coach Bobby Bowden was impressed. "That's a pretty good football team we beat," Bowden said. "A lot of people probably expected us to blow them out, but I expect some good things from A&M."

Entering the game, the Aggies were 15-point underdogs and primarily viewed — from a national perspective — as sacrificial lambs for the high-powered Seminoles. So, for A&M to be leading at the half was considered a moral victory by many.

But don't include the A&M players in that majority opinion. After losing to a Top 5 team for the third consecutive game, the Aggies were contemplating missed opportunities, not moral victories.

"Any time you play the No. 2 team like we did (Monday night), there's definitely an upside to it, there's a positive you can get out of it," said senior tight end Dan Campbell said. "But I'm not going to see that for a couple days. We came up here to win the game..."

While the final score was identical to the last time A&M played in the Kick-off Classic (a 23-14 loss to Nebraska in 1988), the game seemed more eerily similar to the Aggies' Cotton Bowl loss last January to No. 5 UCLA. In that game, A&M led 16-7 at the half before falling to the more talented Bruins, 29-23.

In other words, the A&M players already believed they had scored their moral victory for 1998 back on New Year's Day. They were ready for a real win against a Top 5 team. And at halftime, it appeared as if the Aggies were well on their way. After spotting Florida State a 10-0 lead — courtesy of two turnovers in A&M territory — D'Andre Hardeman capped a six-play, 58-yard drive with a 1-yard scoring run early in the second quarter.

That got the Seminoles' attention. And toward the end of the first half, the Aggies also got the lead.

Coming on a blitz, linebacker Christian Rodriguez blindsided FSU quarterback Chris Weinke, forcing a fumble that was scooped up by cornerback Jay Brooks, who raced 22 yards into the end zone.

**By Rusty Burson, 12th Man Magazine**

The TD gave A&M a 14-10 lead and marked just the second time in the last two seasons FSU has trailed at the half. But the second half was all Florida State, although FSU didn't take the lead for good until only five seconds remained in the third quarter.

Ironically, FSU beat the Aggies at their own game, utilizing a swarming defense and a strong rushing game — trademarks of A&M's most successful teams.

In the second half, the FSU defense was simply stifling, holding A&M to minus-2 yards rushing and only 20 yards of total offense. For the game, A&M finished with just 133 yards of total offense, the lowest output since last year's Kansas State loss.

Meanwhile, the FSU offense was pounding away at the Aggie defense. While wide receiver Peter Warrick (nine catches for 106 yards) was the most valuable player of the game, FSU running back Travis Minor was an equally painful thorn in A&M's side.

Minor carried 34 times for 146 yards and seemed to get stronger as the game progressed. Furthermore, the Seminoles ran 83 offensive plays as opposed to just 52 for the Aggies.

One play that could have been a deciding factor occurred midway through the third quarter, with the Seminoles driving toward a field goal that brought FSU within 14-13. Weinke drilled a pass directly into the chest of A&M linebacker Roylin Bradley, who had plenty of open field in front of him. The pass was so off-target that Bradley appeared to be the intended receiver. Unfortunately for the Aggies, Bradley displayed the hands of a linebacker, dropping the ball.

"We led at halftime, and we dropped an interception there in the third quarter where Roylin Bradley had some room to run," said A&M head coach R.C. Sluocum. If he catches that ball, who knows?"

Indeed, who knows? That could have been a 10-point swing in a nine-point game.

### Game Statistics

Team Stats	A&M	FSU	Rushing
First Downs	8	24	<b>A&amp;M</b> — D'Andre Hardeman, 10-26; Surr Parker, 8-22; Dante Hall, 7-13; Jason Bragg, 1-0; Chris Cole, 1(-5); Stewart, 4(-23).
Rushing	5	10	<b>FSU</b> — Travis Minor, 34-146; Lamarr Glenn, 4-9; Billy Rhodes, 2-3; Peter Warrick, 1-0; Weinke, 6(-5).
Passing	2	13	
Penalty	1	1	
Rushes/Net Yards	31/33	47/153	
Net Passing Yards	100	207	
Passes Comp/Att.	10/21	21-36	
Had Intercepted	0	0	
Total Offense	133	360	
Total Plays	52	83	
Per Play	2.6	4.3	
Fumbles/Lost	3/2	3/3	
Penalties/Yards	6/27	9/50	
Punts/Avg.	9/45.9	4/40.8	
Possession Time	27:12	32:48	
3rd-down Conv.	3-13	9-19	
4th-down Conv.	1-1	0-1	
Sacks by/Yards	1/11	2/12	
<b>Passing</b>			<b>Interceptions</b>
<b>A&amp;M</b> — Brannon Stewart, 10 of 21 for 100 yards, 0 TD, 0 INT.			<b>A&amp;M</b> — None
<b>FSU</b> — Chris Weinke, 21 for 36 for 207 yards, 1 TD, 0 INT.			<b>FSU</b> — Warrick, 9-106; Ron Dugans, 4-49; Marvin Minnis, 4-35; Minor, 3-11; Dee Feaster, 1-6.
			<b>S&amp;SU</b> — None

# GAME #2

## #18 Texas A&M 28, Louisiana Tech 7

Sept. 12, 1998 ♦ Kyle Field ♦ College Station, Texas



After a terribly long drought, the Bryan/College Station area finally got just what it needed last Saturday night, giving the farmers good reason to rejoice.

No, not the rain. We're talking about an A&M win. For the first time in four games and nearly 10 months, the Aggies' postgame locker room was all smiles — the result of a workmanlike 28-7 victory over Louisiana Tech before 55,073 soaked fans at Kyle Field. It wasn't pretty. In fact, it was ugly at times.

The officiating was questionable. The weather was dismal. Holding onto the football was a nightmare (the Aggies fumbled six times, but lost only one). And the game itself, which featured 16 penalties and 77 pass attempts, seemed to be as long as Kenneth Starr's presidential report.

But none of those things really mattered to the A&M players, coaches and fans. Dating back to last year, the Aggies (now 1-1 in 1998) had lost consecutive games to Nebraska, UCLA and Florida State. So, any win seemed like a thing of beauty.

It took a great defensive effort and a ball-control offensive attack that eventually wore down the outmanned Bulldogs (now 0-3). Of course, the rain didn't hurt A&M's cause, either.

The Aggies took full advantage of the remnants of Tropical Storm Frances, which dumped more than six inches of rain on Kyle Field from Thursday through Saturday. The entire game was played in a steady, dreary drizzle that played in A&M's favor and limited the pass-happy Bulldogs' potent passing attack.

Louisiana Tech, which entered the game with the nation's No. 2 passing offense at 559 yards per contest, was limited to just 239 yards through the damp air on Saturday night.

What's more, trash-talking, record-setting wide receiver Troy Edwards, who had accounted for 21 catches and 405 receiving yards against Nebraska, was held to just 67 receiving yards by the Aggies —

### By Rusty Burson, 12th Man Magazine

238 yards below his average. Edwards' longest reception of the night went for only 16 yards. He came into the A&M game averaging 18 yards per catch.

"(Edwards) did a lot of talking at the beginning of the game," Coady said, clearly implying that the Bulldogs' All-American receiver had little reason to talk "smack" as the game wore on. "He's shown he's a good receiver, but I don't know how much he proved (Saturday) night."

Part of the reason for Edwards' dramatic dropoff had to do with the weather conditions. But the A&M defense was every bit as steady as the drizzle, holding the Bulldogs to their lowest point total since 1995.

As it did against the high-powered Florida State offense in the Kickoff Classic, the Wrecking Crew did not allow any big, back-breaking plays. Louisiana Tech's longest offensive play went for just 23 yards on a pass from Tim Rattay to Sean Cangelosi.

"Our plan going in was to not give up the big plays," said A&M head coach R.C. Slocum. "I thought we did that. Overall, I was very pleased with the way our defense played."

Another part of the Aggies' game plan was centered around keeping the Bulldogs' offense off the field as much as possible. And, for the most part, A&M's ground-oriented offense did just that.

The Aggies struggled offensively at times, but still rushed for 210 yards and accounted for 349 yards of total offense on the slick surface. Most importantly, A&M ran 22 more offensive plays than Louisiana Tech and held the ball more than 11 minutes longer than the Bulldogs.

In the sloppy, soggy conditions of Saturday night, that was more than enough for the A&M defense to protect. Even against one of the most dangerous passing offenses in the country.

"(The A&M defense) ran a great scheme and had great speed at every position." Louisiana Tech head coach Gary Crowton said. "They are good at causing turnovers, and they hit you in the mouth every time. We approached the game a little more conservatively than usual because of the field conditions, but both teams have to play in the same conditions."

Of course, while the conditions were the same for both teams, it seemed much brighter on A&M's sideline. Perhaps it was the result of all the beaming smiles that have been absent since last Thanksgiving.

"In this day in college football, you don't take any win for granted," Slocum said. "Any time you get a win, I'll count it. And I was glad to get this one."

### Game Statistics

Team Stats	A&M	LTU	Rushing
First Downs	28	17	A&M — Dante Hall, 22-83; D'Andre Hardeman, 14-79; Eric Bernard, 5-27; Stewart, 6-9; Ja'Mar Toombs, 2-8; SIRR Parker, 3-8; McCown, 2-(4).
Rushing	14	3	LTU — Bobby Ray Tell, 11-58; John Simon, 6-18; Troy Edwards, 1-8; Kevin Johnson, 1-0.
Passing	9	13	
Penalty	5	1	
Rushes/Net Yards	54/210	19/84	
Net Passing Yards	139	239	
Passes Comp/Att.	15/30	30/47	
Had Intercepted	0	2	
Total Offense	349	323	
Total Plays	84	66	
Per Play	4.2	4.9	
Fumbles/Lost	6/1	2/1	
Penalties/Yards	5/39	11/119	
Punts/Avg.	4/50.3	5/36.6	
Possession Time	35:33	24:27	
3rd-down Conv.	6-18	4-14	
4th-down Conv.	4-4	2-3	
Sacks by/Yards	0/0	2/11	

#### Passing

A&M — Brandon Stewart, 14 of 26 for 134 yards, 0 TD, 0 INT; Randy McCown, 1 of 4 for 5 yards, 0 TD, 0 INT.

LTU — Tim Rattay, 30 of 47 for 239 yards, 0 TD, 2 INT.

#### Receiving

A&M — Chris Cole, 5-39; Leroy Hodge, 3-38; Derrick Spiller, 2-16; Parker, 2-9; Toombs, 1-17; Hall, 1-12; Daniel Campbell, 1-8.

LTU — Edwards, 11-67; James Jordan, 6-58; Simon, 4-37; Sean Cangelosi, 3-32; Steven Hampton, 2-18; Terry Pratt, 2-10; Paul Jenkins, 1-10; Cedric Williams, 1-7.

#### Interceptions

A&M — Rich Coady, 2-16.

LTU — None



Attendance — 55,073

### Scoring Summary

Louisiana Tech	0	0	7	0	—	7
Texas A&M	3	10	15	0	—	28

#### 1st Quarter

A&M Russell Bynum 19-yard FG (0:00)  
(15 plays, 56 yards, 6:51 elapsed)

#### 2nd Quarter

A&M D'Andre Hardeman 1-yard run/  
Bynum PAT (4:31)  
(15 plays, 81 yards, 6:44 elapsed)

A&M Bynum 23-yard FG (0:09)  
(10 plays, 42 yards, 2:42 elapsed)

#### 3rd Quarter

A&M Hardeman 10-yard run/Derrick  
Spiller pass from Brannnon Stewart  
(9:18)  
(7 plays, 78 yards, 2:27 elapsed)

LTU Troy Edwards 8-yard run/K Pond  
PAT (6:20)  
(9 plays, 80 yards, 2:58 elapsed)

A&M Hardeman 9-yard run/Bynum PAT  
(1:10)  
(11 plays, 70 yards, 5:10 elapsed)

#### Game Notes

- ♦ The Wrecking Crew held LaTech's record-setting receiver, Troy Edwards, to "only" 11 catches for 67 yards.
- ♦ Senior safety Rich Coady grabbed a pair of interceptions, matching his career-best two INT performance against North Texas in 1996.
- ♦ Tenth-year head coach R. C. Slocum remained undefeated in home openers with the 28-7 victory.
- ♦ Butkus Award candidate Dat Nguyen recorded eight stops to give him 391 for his career.
- ♦ Senior fullback D'Andre Hardeman scored a trio of touchdowns, giving him 30 career rushing TDs.

TEXAS A&M 1998 REVENUE

**SOUTHERN MISS FOOTBALL**  
 1998  
**THE AGGIES**  
 SOUTHERN MISS vs. TEXAS A&M  
 September 19, 1998  
 M.M. Roberts Stadium  
 Hattiesburg, Mississippi

**Attendance — 33,233**

### Scoring Summary

Texas A&M	3	11	7	3	—	24
Southern Miss	0	0	0	6	—	6

#### 1st Quarter

**A&M** Russell Bynum 31-yard FG (7:54)  
 (4 plays, -7 yards, 0:58 elapsed)

#### 2nd Quarter

**A&M** Bynum 41-yard FG (9:46)  
 11 plays, 43 yards, 5:03 elapsed  
**A&M** Dante Hall 44-yard run/Sirr Parker  
 rush (4:14)  
 (3 plays, 53 yards, 1:02 elapsed)

#### 3rd Quarter

**A&M** Hall 16-yard run/Bynum PAT (4:29)  
 (2 plays, 25 yards, 0:44 elapsed)

#### 4th Quarter

**A&M** Bynum 27-yard FG (9:13)  
 (7 plays, 17 yards, 2:50 elapsed)  
**USM** Sherrod Gideon 6-yard pass from  
 Lee Roberts/pass failed (0:53)  
 (13 plays, 73 yards, 4:43 elapsed)

#### Game Notes

- ◆ A&M forced five turnovers against Southern Miss and turned them into 13 points.
- ◆ Senior linebacker Warrick Holdman posted seven tackles, including two behind the line and a sack.
- ◆ Sophomore placekicker Russell Bynum booted three field goals on the day, bring his season total to a perfect 5-of-5.
- ◆ Junior running back Dante Hall juke'd his way to 76 yards on only eight carries, an average of 9.5 per carry.
- ◆ Texas A&M has now scored in 123 straight games with the 24-6 victory.

# GAME #3

## #17 Texas A&M 24, Southern Miss 6

Sept. 19, 1998 ♦ M.M. Roberts Field ♦ Hattiesburg, Miss.



rior to last Saturday's kickoff, several workers at a sold-out M.M. Roberts Stadium posed the following question to the maroon-clad Texas A&M fans entering through the gates: What's an Aggie?

A few hours later, however, the Aggies were no longer a mystery. Only a source of misery.

A&M made a lasting impression on the Deep South, especially on the 33,233 fans at "The Rock." In fact, many of the Southern Mississippi fans were so impressed that they didn't even bother to stick around for the second half.

The mass exodus at the midway point probably had something to do with the rain that blew through at halftime. But by that point, A&M had put more of a damper on the Eagles' plans than any storm cloud.

In the biggest home game for USM (0-2) in over a decade, the Aggies seized control early and never gave the Eagles an ounce of hope. A dominating defensive performance, a pair of dazzling runs by Dante Hall and some outstanding individual efforts in the kicking game all played major roles in the A&M win.

The Eagles' southern hospitality didn't hurt, either. USM was more generous than the Salvation Army at Christmas, providing five turnovers to aid A&M's cause. "That made all the difference in the world," tight end Dan Campbell said. "We took care of the football, and our defense did a great job of creating turnovers and putting us in good field position. I'm very pleased with how we came in here and took care of business. It was a total team effort."

Indeed it was. But there were individual heroes. For example:

- Warrick Holdman seemed to be in the Southern Miss backfield all day. Holdman had seven tackles, including two for losses and one sack. He also batted down one pass and was a constant thorn in USM's side. "I thought Warrick played a great game, maybe the best of his career here," Dat Nguyen said.

- Hall carried only eight times, but two of those runs touchdown bursts of 44 and 16 yards were about as memorable as they come. He finished with 76 yards an average of 9.5 per carry.

- Junior punter Shane Lechler consistently helped the Aggies win the field position battle, punting nine times for an average of 50.1 yards. Lechler's longest went for 62 yards, but his most impressive may have been a 58-yarder from the back of his own end zone midway through the third quarter. "He's such a weapon," Nguyen said of Lechler.

- And place-kicker Russell Bynum continued to improve on his confidence and extend his range. Bynum was 3-for-3 against the Eagles, including a 41-yarder that had plenty of distance to spare.

It was Bynum who gave the Aggies the lead midway through the first quarter with a 31-yard field goal. But it was Lechler and the A&M defense that set it up.

With the sun still shining and the USM crowd still thinking upset, Lechler pinned the Eagles deep in their own territory with a 42-yard punt his shortest of the day that was killed at the Southern Miss 8.

On the first play of the ensuing drive, Nguyen caused a fumble by USM running back Kelby Nance, which was recovered by sophomore defensive lineman Ronald

### By Rusty Burson, 12th Man Magazine

Flemons at the Eagles' 6. The Aggies then lost seven yards and dropped two potential touchdown passes, but Bynum drilled the field goal to give A&M the lead.

Just as importantly, the Wrecking Crew had set the tone for the day.

"Always, if I look up and see we're going to play pretty good defense against (a team), I feel pretty good," Slocum said. "I think we took some of the momentum out of the crowd early in the game because our defense was getting after them."

That theme continued throughout the entire game. A&M applied constant pressure to Roberts and made Sherrod Gideon, who entered the game as the nation's second-leading receiver, a non-factor.

Against the Aggies, however, Gideon caught just three passes for 25 yards. What's more, the Eagles passed for a total of just 142 yards.

The Aggies' offense, meanwhile, failed to produce 200 yards for the second time in three games. But when A&M needed a spark, Hall was there to provide it.

With the Aggies leading 6-0 late in the second quarter, Hall zigged and zagged his way through the USM defense for a 44-yard TD, leaving defenders grasping at air. Sirr Parker then added a two-point conversion run to give the Aggies a 14-0 lead at the half.

That's when the rains came, and the Aggies' defense continued pouring it on. A Jason Webster INT return set A&M up at the USM 25 late in the third quarter, and Hall did the rest, covering the final 16 yards on another spectacular run that put A&M up, 21-0.

At that point, for all intents and purposes, it was over.

"We showed some killer instinct today," A&M safety Rich Coady said. "We set the tone early and kept the pressure on. This is a big win against a team that started the season ranked in the Top 25, and hopefully, this will give us momentum for the rest of the season. I definitely like how this team is coming together."

### Game Statistics

Team Stats	A&M	USM	Rushing
First Downs	9	15	<b>A&amp;M</b> — Dante Hall, 8-76; Sirr Parker, 11-20; Burnest Rhodes, 10-18, Eric Bernard, 4-13; Ja'Mar Toombs, 3-3; McCown, 2-(-9); Stewart, 7-(-31).
Rushing	6	4	<b>USM</b> — DaWayne Woods, 15-75; Kelby Nance, 2-(-2); Brandon Francis, 8-(-5); Roberts, 5-(-34).
Passing	2	7	
Penalty	1	4	
Rushes/Net Yards	45/90	30/34	
Net Passing Yards	81	142	
Passes Comp/Att.	9/14	19/36	
Had Intercepted	0	3	
Total Offense	171	176	
Total Plays	59	66	
Per Play	2.9	2.7	
Fumbles/Lost	0/0	3/2	
Penalties/Yards	8/81	6/57	
Punts/Avg.	9/50.1	9/42.6	
Possession Time	30:12	29:48	
3rd-down Conv.	2-15	2-14	
4th-down Conv.	1-1	1-1	
Sacks by/Yards	2-15	5-26	
<b>Receiving</b>			<b>A&amp;M</b> — Chris Cole, 5-72; Derrick Spiller, 2-7; Parker, 1-2; Toombs, 1-0.
			<b>USM</b> — Todd Pinkston, 4-33; Brandon Francis, 4-26; Sherrod Gideon, 3-25; Raymond Walls, 3-23; Derrick Nix, 3-18; Eddie Shaw, 1-13; DaWayne Woods, 1-4.

#### Passing

**A&M** — Brannon Stewart, 7 of 12 for 62 yards, 0 TD, 0 INT; Randy McCown, 2 of 2 for 19 yards, 0 TD, 0 INT.  
**USM** — Lee Roberts, 19 of 36 for 142 yards, 1 TD, 3 INT.

#### Interceptions

**A&M** — Sedrick Curry, 1-1; Brandon Jennings, 1-30; Jason Webster, 1-0.  
**USM** — None

# GAME #4

## #17 Texas A&M 28, North Texas 9

Sept. 26, 1998 ♦ Kyle Field ♦ College Station, Texas



After Saturday's offensive struggles, there will probably be considerable debate regarding who should start at quarterback for Texas A&M in this weekend's Big 12 opener. But regardless of who emerges as the Aggies' main man under center against Kansas, the most important thing he should remember is:

Just throw the ball to Chris Cole.

Cole rescued the Aggies' lethargic offense with three long touchdown catches — one from starting quarterback Brannndon Stewart and two from "reliever" Randy McCown — as A&M grinded out an uninspiring 28-9 victory over North Texas before 56,072 mostly restless fans at Kyle Field.

"Without Chris Cole, there's no telling where we'd be," A&M's Dante Hall said. "He was something else."

The rest of the A&M offense, however, often appeared to be somewhere else. In fact, Hall summarized the overall offensive performance against the winless Eagles (0-4) with one word: "Pathetic," he grumbled.

Statistically speaking, it was the most productive day of the season for the Aggies (3-1). A&M, which entered the game with an offense ranked 108th nationally, produced 432 yards and average nearly seven yards per snap against North Texas.

But, with the exception of Cole, the Aggies were far more puzzling than dazzling. And far more frustrating than flashy.

"I'm disappointed in our play," said A&M head coach R.C. Slocum, who improved his career record to 19-0 in non-conference games at Kyle Field. "I thought we were very sloppy. We've got a whole lot of work to get done to get ready to play in the Big 12."

Ironically, the Aggies started the game in extremely impressive fashion. A&M scored on its first offensive play of the night when Stewart hit Cole across the middle for a 60-yard touchdown.

The one-play drive took just nine seconds, and it appeared that the rout was officially on. After all, the

### By Rusty Burson, 12th Man Magazine

Aggies had just made scoring against the Eagles look incredibly easy. And perhaps that was part of the Aggies' problem.

"We did come out and score on the first play, which was a great way to start," A&M offensive coordinator Steve Kragthorpe said. "But that can do two things for you. First, it can give you a spark. Or, especially if you're playing a team like North Texas, it can kind of make things seem too easy.... You're thinking, 'Shoot, we can throw six or seven more of these (long touchdown passes) tonight.' But you can't think that way."

Apparently, though, that's exactly what the Aggies were thinking. And instead of throwing six or seven more touchdown passes, Stewart was pulled out of the game late in the second quarter with A&M clinging to a 7-3 lead.

Following his first touchdown pass, Stewart was just 3-of-9 for 20 yards. And by late in the second quarter, the Aggies turned to McCown to provide a spark.

That's exactly what the junior provided. McCown entered the contest with 2:39 left in the first half and promptly drove the Aggies 80 yards in nine plays, hitting Cole on a 35-yard TD pass to put A&M up 14-3.

McCown, who would later throw a 52-yard touchdown pass to Cole in the third quarter, was 11-of-13 for 167 yards. He was also particularly effective running the football, scrambling for several big gains.

In the postgame setting Saturday night, the A&M coaches quickly diffused any talk of a possible quarterback controversy between Stewart and McCown.

"We have a quarterback luxury. We have two guys at quarterback who we feel very comfortable with, and it's a luxury to be able to use the guy with the hot hand. Tonight, that was Randy."

Of course, the hottest player in an A&M uniform on this muggy night was Cole. The junior from Orange provided virtually every big play the Aggies made on offense, finishing with six catches for 174 yards.

The Wrecking Crew held the Eagles to just 226 total yards and an average of only 3.2 yards per snap. And, as has been the case all season long, the A&M defense took away the big play. North Texas' longest play went for just 24 yards.

But afterward, even the defensive players seemed somewhat dejected.

"Defensively, I think we're playing pretty well," A&M senior safety Rich Coady said. "But we were pretty sloppy out there, too. I felt like we could have shut that team out, but we let them score a field goal after a long drive in the first half and then gave up the touchdown there at the end of the game."

Eliminating some of the penalties would be helpful, too. The Aggies were penalized 11 times for 123 yards.

Nor can the Aggies stand for another offensive performance like they had Saturday night. North Texas could very well be the worst team on A&M's schedule.

"We're going to get it all together," Cole said. "I have no doubt about that. We weren't hitting on all cylinders in this one, but we will be once conference play begins. I think it's only going to get better from here on out."



Attendance — 56,072

### Scoring Summary

North Texas	0	3	0	6	—	9
Texas A&M	7	7	7	7	—	28

### 1st Quarter

**A&M** Chris Cole 60-yard pass from Brannndon Stewart/Russell Bynum PAT (13:05)  
(1 play, 60 yards, 0:09 elapsed)

### 2nd Quarter

**UNT** Garrett Courtney 31-yard FG (2:44)  
(13 plays, 57 yards, 6:38 elapsed)  
**A&M** Cole 35-yard pass from Randy McCown/Bynum PAT (0:37)  
(9 plays, 80 yards, 2:07 elapsed)

### 3rd Quarter

**A&M** Cole 52-yard pass from McCown/Bynum PAT (5:15)  
(1 play, 52 yards, 0:08 elapsed)

### 4th Quarter

**A&M** Sirr Parker 3-yard run/Terence Kitchens PAT (6:30)  
4 plays, 16 yards, 1:43 elapsed)  
**UNT** Hut Allred 9-yard pass from Jason Attaway/pass failed (2:03)  
(12 plays, 85 yards, 4:27 elapsed)

### Game Notes

- ♦ Junior receiver Chris Cole caught six passes for 174 yards and three touchdowns, all career highs.
- ♦ Junior quarterback Randy McCown came off the bench to ignite the Aggie offense, completing 11-of-13 passes for a career high 167 yards and two touchdowns.
- ♦ With the win, the Aggies improved their home record to 45-4-1 (91.0 percent) during the '90s, fourth-best in the nation.

### Game Statistics

Team Stats	A&M	UNT	Rushing
First Downs	19	16	<b>A&amp;M</b> — Dante Hall, 13-84; Sirr Parker, 14-49; McCown, 9-39;
Rushing	10	3	Burnest Rhodes, 2-11; Ja'Mar Toombs, 1-1; Stewart, 1-1.
Passing	9	8	<b>UNT</b> — Tubby Coleman, 17-51;
Penalty	0	5	Ja'Quay Wilburn, 4-9; McClane, 6-2; Hut Allred, 2-1; Attaway, 7-(-2).
Rushes/Net Yards	40/185	36/61	<b>Receiving</b>
Net Passing Yards	247	165	<b>A&amp;M</b> — Chris Cole, 6-174; Leroy Hodge, 2-23; Daniel Campbell, 2-17; Toombs, 2-16; Darren Brinkley, 1-12; Rhodes, 1-3; Hall, 1-2.
Passes Comp/Att.	15/23	19/35	<b>UNT</b> — Jay Young, 11-105;
Had Intercepted	1	0	Broderick McGrew, 3-30; Coleman, 2-14; Allred, 1-9; Kendrick Hollie, 1-4; Brian Futrell, 1-3.
Total Offense	432	226	
Total Plays	63	71	
Per Play	6.9	3.2	
Fumbles/Lost	0/0	3/1	
Penalties/Yards	11/123	12/91	
Punts/Avg.	4/43.3	7/44.4	
Possession Time	26:05	33:55	
3rd-down Conv.	7-15	6-19	
4th-down Conv.	0-0	1-2	
Sacks by/Yards	1/5	3/17	

### Passing

**A&M** — Randy McCown, 11 of 13 for 167 yards, 2 TD, 0 INT; Brannndon Stewart, 4 of 10 for 80 yards, 1 TD, 1 INT.

**UNT** — Jason Attaway, 15 of 27 for 125 yards, 1 TD, 0 INT; LaDarrin McClane, 4 of 8 for 40 yards, 0 TD, 0 INT.

### Interceptions


**A&M** — None.

**UNT** — Lawrence Ellis, 1-0.

1998 REVIEW

# Crimson Blue

MAGAZINE



Attendance — 36,000

## Scoring Summary

Texas A&M	14	0	3	7	— 24
Kansas	7	0	7	7	— 21

### 1st Quarter

- A&M** Dante Hall 8-yard run/Russell Bynum PAT (14:08)  
(2 plays, 11 yards, 0:37 elapsed)
- A&M** Hall 2-yard run/Bynum PAT (8:40)  
9 plays, 70 yards, 3:38 elapsed
- KU** Termaine Fulton 58-yard pass from Zac Wegner/Joe Garcia PAT (7:38)  
3 plays, 79 yards, 1:02

### 3rd Quarter

- A&M** Bynum 21-yard FG (5:38)  
6 plays, 10 yards, 2:49 elapsed
- KU** Byron Gasaway 9-yard pass from Wegner/Garcia PAT (0:25)  
(13 plays, 87 yards, 5:13 elapsed)

### 4th Quarter

- KU** David Winbush 1-yard run/Garcia PAT (8:54)  
(11 plays, 83 yards, 4:48 elapsed)
- A&M** Hall 3-yard run/Bynum PAT (3:24)  
(11 plays, 75 yards, 5:30 elapsed)

### Game Notes

- ◆ Quarterback Randy McCown rallied A&M to victory with a crucial fourth-quarter drive and gave himself his first career win as a starter.
- ◆ Aggie senior linebacker Dat Nguyen picked off a Zac Wegner pass on the game's first offensive play, and returned it 18 yards to set up a TD.
- ◆ Junior running back Dante Hall rushed for 100 yards in the first half, on his way to a 178, three-touchdown performance.
- ◆ Head coach R. C. Slocum improved his record in conference openers to 7-3.

# GAME #5

## #18 Texas A&M 24, Kansas 21

Oct. 3, 1998 ♦ Memorial Stadium ♦ Lawrence, Kan.



exas A&M coaches, players and fans have been asking the same question over and over: What's the deal with the offense?

They've been searching for clues as to why the Aggies have sputtered, even after A&M bolted to quick leads against Southern Miss, North Texas and Kansas.

Well, finally, the answer came to the maroon and white in A&M's Big 12 opener against the Jayhawks before 36,000 at Memorial Stadium.

Get in a hole. Fall behind. Stare defeat in the face.

Then roll down the field on a picture-perfect 75-yard drive for the game-winning touchdown.

That's exactly what the Aggies did, emerging from Memorial Stadium with a 24-21 victory over Kansas.

"It seemed like we were determined to make it exciting," A&M coach R.C. Slocum said. "But when the game was on the line, we buckled up and did what we had to do."

Indeed, it was A&M's most impressive drive of the season, as the Aggies mixed the run and pass and capped the 75-yard march when Dante Hall rushed for a 3-yard score with 3:24 remaining in the game.

Kansas reached the A&M 48-yard line on the ensuing drive, but the Aggie defense stiffened and snuffed the rally. After the clock ran out, the Aggies felt relieved to escape with the narrow win over one of the Big 12's least impressive teams. It hasn't been a textbook ride to 4-1, and with the Cornhuskers coming to Kyle Field, A&M's margin for error slips to zero.

Once again, the Aggies appeared headed for a stat-padding game, as linebacker Dat Nguyen picked off a Wegner pass across the middle on the game's first play from scrimmage. Dante Hall scored the first of his three touchdowns on an untouched 8-yard run, and A&M lead 7-0.

Just five minutes later, the Aggies pulled out to a 14-0 lead on Hall's 2-yard run. The rout, it appeared, was on.

But then the Aggies reverted to their funk on offense — dropping passes, missing blocks and committing penalties. A holding penalty brought back a 64-yard touchdown run by Hall, who still finished with 177 yards on 36 carries.

The best example of A&M's up-and-down offensive ways came in the third quarter with the Aggies leading, 14-7.

After converting a fourth-and-1 at the KU 25-yard line, the Aggies went backward and finally faced a fourth-and-25 from the 39.

Forced to punt, the Aggies turned to one of their biggest weapons, and Shane Lechler bounced a short punt off the backside of KU blocker Henri Childs. Nguyen recovered the muffed ball at the KU 14, and the Aggies quickly moved to the 1.

And that's where they stopped. Kansas stuffed the Aggies on three straight downs, and A&M had to settle for a 21-yard field goal and a 17-7 lead.

"We left them in the game," A&M senior strong safety Rich Coody said. "We could have put the game away earlier, but we didn't take advantage of those opportunities."

While the offense continues to misfire, the Wrecking Crew has been solid

By Homer Jacobs, 12th Man Magazine

this season. And the Aggies were outstanding on KU's final drive.

But uncharacteristically, the A&M defense gave up its longest play of the year — a 58 yard touchdown to Termaine Fulton.

A&M also allowed 87-yard and 83-yard scoring drives from a Kansas team that was one year removed from having Division I-A's worst unit.

Of course, playing Nebraska (a fortunate 24-17 winner of OSU) will require a complete game from the Aggies on offense and defense.

"We're playing a great team next week, and we can't rely on our defense every week," said Hall, whose previous high for carries was 22 against Colorado in 1997.

Quarterback Randy McCown made his first start since the Texas Tech game last year, and he completed 50 percent of his passes (9-18-0) for 89 yards.

But on the Aggies' game-winning drive, McCown looked poised, and his receivers began to hold onto the ball.

And, just as he said on Tuesday of game week, McCown injected some fire and enthusiasm into the huddle on the drive.

"I told the guys let's get it done," McCown said. "We're 1-0 in conference, so we'll take it. But when we get teams down like that, we have to knock them out."

Yes, the upset smell was in the autumn-like air, but it finally dissipated when the Aggies decided to assert themselves.

"Teams lose games like this," Slocum said. "But I thought that was a first-class drive we made on offense. They took it down the field and put points on the board."

Although the Kansas game was played before a weak crowd in a dingy stadium on a gray day, the Aggies avoided the type of loss that can haunt a program. Instead, A&M will head into the Nebraska showdown at Kyle Field with the record most people — including Slocum — expected.

## Game Statistics

Team Stats	A&M	KU	Rushing
First Downs	22	15	A&M — Dante Hall, 36-177; Sirm Parker, 6-20; McCown, 13-15; Ja'Mar Toombs, 3-11.
Rushing	15	7	KU — David Winbush, 19-80; Zac Wegner, 6-27; Mitch Bowles, 13-20.
Passing	6	6	
Penalty	1	2	
Rushes/Net Yards	58/223	38/127	
Net Passing Yards	89	167	
Passes Comp/Att.	9/18	10/20	
Had Intercepted	0	1	
Total Offense	312	294	
Total Plays	76	58	
Per Play	4.1	5.1	
Fumbles/Lost	0/0	1/1	
Penalties/Yards	8/60	2/20	
Punts/Avg.	7/38.9	6/38.5	
Possession Time	36:13	23:47	
3rd-down Conv.	4-15	6-13	
4th-down Conv.	2-3	0-1	
Sacks by/Yards	1/7	4/28	
<b>Receiving</b>			
A&M — Chris Cole, 5-51; Derrick Spiller, 1-20; Leroy Hodge, 1-17; Aaron Oliver, 1-9; Hall, 1-(-8).			
KU — Harrison Hill, 3-48; Henri Childs, 2-40; Termaine Fulton, 1-58; Byron Gasaway, 1-0; Michael Chandler, 1-7; Bowles, 1-5; Jason Gulley, 1-0.			
<b>Interceptions</b>			
A&M — Dat Nguyen, 1-18.			
KU — None			

### Passing

A&M — Randy McCown, 9 of 18 for 89 yards, 0 TD, 0 INT.  
KU — Zac Wegner, 10 of 20 for 167 yards, 1 TD, 1 INT.

# GAME #6

## #18 Texas A&M 28, #2 Nebraska 21

Oct. 10, 1998 ♦ Kyle Field ♦ College Station, Texas



The last seconds of perhaps the most monumental Texas A&M victory in the history of Kyle Field had just elapsed. And, as a sea of 60,798 maroon-clad fans created a deafening roar that could probably be heard as far away as Houston, many of the A&M players began searching for words to accurately describe the magnificence of their 28-21 win over Nebraska.

Senior Dan Campbell, however, didn't even bother. He knew words couldn't do justice to this one.

So, Campbell cried. And cried. And cried some more.

"Tears of joy, baby," Campbell said. "There's no way you can describe this, so I just let it all stream out. There aren't words big enough or important enough to describe how big this is, how much this means to me."

This may have been the Aggies' finest hour. At least in recent memory.

Never before had the Aggies beaten a team ranked as high as the No. 2 Huskers. And never again will this current group of Aggies have to answer the question: Why can't you guys win the big one?

"This was about as big as it gets," safety Rich Coady said. "We'd all gotten pretty sick and tired hearing about how we can't win the big games. I think this will put that question to rest."

The Aggies shoved the ball right down the mighty Cornhuskers' throat, controlling the line of scrimmage and out-rushing Nebraska by a whopping 118 yards.

On defense, A&M didn't just slow Nebraska. The Wrecking Crew suffocated, mauled and battered Big Red.

And when Texas A&M's 260-pound freshman full-back Ja'Mar Toombs pounded into the end zone from three yards out on the first play of the fourth quarter, the Aggies led, 28-7.

In other words, it wasn't just a beating. For three quarters and change, it was a thorough whipping.

And the Aggies needed every bit of that 21-point advantage. The Huskers rallied with two quick, impressive touchdown drives to cut the lead to 28-21 with 4:39 left in the contest.

By Rusty Burson, 12th Man Magazine

But this time unlike the Missouri game of a year ago there would be no miraculous comebacks.

The emotionally charged Wrecking Crew, feeding off the frenzied crowd, closed the door on the Huskers in dramatic fashion. Reserve cornerback Sedric Curry intercepted a Bobby Newcombe near midfield with just 51 seconds left in the game to seal the Aggies' first victory over a top 5 team since 1975.

"That wasn't just the play of my A&M career," Curry said. "That was the play of my life. I'm just thankful I could be the person to make that play. It's something I'll never forget."

If you're trying to determine the play of the day, good luck. There were too many to even recall. For example, there was:

- Chris Taylor's electrifying 81-yard TD reception staked A&M to a lead it would never relinquish..

- Toombs' 71-yard rumble to the Nebraska 1 that enabled the Aggies to take a 14-7 lead at the half.

- Ron Edwards' sack that forced a Nebraska fumble and Warrick Holdman's recovery in the end zone.

- McCown's 33-yard scramble to set up a touchdown and a 28-7 lead.

- Three huge defensive plays to stop the Cornhuskers on fourth-down situations.

The list goes on and on. But perhaps the biggest play of the day came on the Aggies' first offensive snap. It didn't lead to a touchdown, but it did set the day's tone.

After the Wrecking Crew stuffed Nebraska on its opening series, running back Dante Hall went 22 yards on the Aggies' opening offensive play. A&M followed that play up with another first down that sent a clear message to the Huskers, the crowd and the national television audience.

"That was huge for us to get off to a good start," Campbell said. "Right then, right there we knew it wasn't going to be like last year's Big 12 championship game (a 54-15 Nebraska win). Those first few plays of the game told us that they weren't a machine; they were humans. Just like us. Just not as good as us today."

The Aggies were indeed better than the Cornhuskers on this day. A&M won the statistical battle in virtually every category.

And when it mattered most, the Aggie defense and the frenzied A&M fans made all the difference.

"The crowd was absolutely incredible," said linebacker Dat Nguyen. "We fed off the crowd all day long. And I know it had to do both (Nebraska)."

It did, although the Huskers were reluctant to admit as much. On the other side, however, it was only tough to find the words to describe it all.

"This is the biggest win of my career," Holdman said. "This is bigger than beating Michigan in the Alamo Bowl. This is bigger than beating Texas last year. This is bigger than I can describe."

"There's no telling what this can do for us the rest of the season. This could be a huge momentum boost for us. I guarantee you it does a lot for our confidence. We just beat the No. 2 team in the nation. We're on top of the world, and we ain't coming down any time soon."



Attendance — 60,798

### Scoring Summary

Nebraska	0	7	0	14	—	21
Texas A&M	7	7	7	7	—	28

### 1st Quarter

**A&M** Chris Taylor 81-yard pass from Randy McCown/Russell Bynum PAT (7:05)  
(4 plays, 66 yards, 1:55 elapsed)

### 2nd Quarter

**NEB** Correll Buckhalter 7-yard run/Kris Brown PAT (8:35)  
(8 plays, 48 yards, 3:50 elapsed)

**A&M** Dante Hall 1-yard run/Bynum PAT (3:37)  
(4 plays, 80 yards, 1:36 elapsed)

### 3rd Quarter

**A&M** Warrick Holdman fumble recovery in end zone/Bynum PAT (9:13)

### 4th Quarter

**A&M** Ja'Mar Toombs 3-yard run (14:57)  
13 plays, 86 yards, 6:15 elapsed

**NEB** Bobby Newcombe 11-yard run/Brown PAT (8:08)  
(6 plays, 76 yards, 1:11 elapsed)

**NEB** Joel Makovicka 9-yard run/Brown PAT (4:39)  
(10 plays, 66 yards, 1:29 elapsed)

### Game Notes

- ♦ No. 2-ranked Nebraska is the highest-ranked team ever defeated by the Aggies.
- ♦ The win also ended Nebraska's 19-game and 40-game regular season conference winning streaks, both the nation's longest.
- ♦ True freshman Ja'Mar Toombs finished with a career-high 110 yards on 10 carries, including a 71-yard run to the 1-yard line.

### Game Statistics

Team Stats	A&M	NEB
First Downs	12	17
Rushing	9	9
Passing	1	8
Penalty	2	0
Rushes/Net Yards	57/259	44/141
Net Passing Yards	93	204
Passes Comp/Att.	2/8	15/27
Had Intercepted	1	1
Total Offense	352	345
Total Plays	65	71
Per Play	5.4	4.9
Fumbles/Lost	2/0	2/1
Penalties/Yards	8/60	5/67
Punts/Avg.	8/45.3	6/46.7
Possession Time	31:21	28:39
3rd-down Conv.	7-17	5-16
4th-down Conv.	0-0	0-3
Sacks by/Yards	4/26	2/11

Rushing
<b>A&amp;M</b> — Dante Hall, 32-113; Ja'Mar Toombs, 10-110; McCown, 12-26; Sirr Parker, 3-10.
<b>NEB</b> — Newcombe, 23-56; Joel Makovicka, 8-51; DeAngelo Evans, 10-31; Correll Buckhalter, 2-7; Shevin Wiggins, 1-(-4).

Receiving
<b>A&amp;M</b> — Chris Taylor, 1-81, Chris Cole, 1-12.
<b>NEB</b> — Matt Davison, 10-167; Billy Haafke, 3-23; Evans, 1-9; Wiggins, 1-5.

Interceptions
<b>A&amp;M</b> — Sedrick Curry, 1-9.
<b>NEB</b> — Ralph Brown, 1-43.

Passing
<b>A&amp;M</b> — Randy McCown, 2 of 8 for 93 yards, 1 TD, 1 INT.
<b>NEB</b> — Bobby Newcombe, 15 of 27 for 204 yards, 0 TD, 1 INT.

1998 WALKER

\$3.00

# GAME DAY



BEARS VS A&M  
TEXAS A&M vs BAYLOR  
Official sponsor of today's game  
WACO TRIBUNE-HERALD  
Oct. 17, 1998 • Floyd Casey Stadium

Attendance — 42,333

## Scoring Summary

Texas A&M	7	7	7	14	—	35
Baylor	0	0	7	7	—	14

### 1st Quarter

**A&M** Dante Hall 38-yard run/Russell Bynum PAT (11:58)  
(4 plays, 64 yards, 1:27 elapsed)

### 2nd Quarter

**A&M** Randy McCown 2-yard run/Bynum PAT (8:10)  
(12 plays, 84 yards, 6:01 elapsed)

### 3rd Quarter

**A&M** Chris Taylor 61-yard run/Bynum PAT (11:05)  
(4 plays, 79 yards, 1:21 elapsed)  
**BU** Elijah Burkins 1-yard run/Matt Bryant PAT (3:56)  
(15 plays, 72 yards, 7:09 elapsed)

### 4th Quarter

**A&M** Derrick Spiller 17-yard pass from Sirr Parker/Bynum PAT (13:29)  
(10 plays, 80 yards, 5:27 elapsed)  
**BU** Morris Anderson 29-yard pass from Odell James/Bryant PAT (4:24)  
(9 plays, 59 yards, 4:26 elapsed)  
**A&M** Ja'Mar Toombs 3-yard run/Bynum PAT (0:40)  
(10 plays, 70 yards, 3:44 elapsed)

### Game Notes

- Aggie linebacker Warrick Holdman was a disruptive force with six tackles, three quarterback sacks and three passes broken up.
- Junior quarterback Randy McCown posted a career-best 193 passing yards while connecting on 9-of-13 passes.
- With the win, the Aggies extended their winning streak over Baylor to eight games.

# GAME #7

## #10 Texas A&M 35, Baylor 14

Oct. 17, 1998 ♦ Floyd Casey Stadium ♦ Waco, Texas



exas A&M thoroughly dominated virtually every aspect of Saturday night's game, producing season-high totals in points, passing yards (241), rushing yards (294), total offense (535) third-down conversion percentage (8-of-13 for 62 percent, average yard per play (8.1) and quarterback sacks (5).

So much for the concerns about the Aggies suffering an emotional letdown following the Nebraska win.

"We knew this was a dangerous game, and we had heard all about how we might have a letdown after the way we beat Nebraska," said A&M senior linebacker Warrick Holdman. "But as a team, we weren't really worried about a letdown. We knew that if we came out and played the way we're capable of playing, we would be all right."

The Aggies were far better than "all right" on Saturday night. And not just on defense, which has so often been the case this season.

In fact, during many stretches of the game, A&M's offense was down-right dominant, hitting big plays, wearing the Bears down and scoring on drives of 64, 84, 79, 80 and 70 yards. Not even the steady rain that fell throughout much of the contest seemed to bother the Aggies.

Mixing up their plays effectively and converting one third-down situation after another, the Aggies scored on their first offensive series of the game and built a 21-0 lead by early in the second half. In other words, the outcomer was never really in doubt.

"We felt like it was very important to jump out on them early and take away their hopes of an upset," said quarterback Randy McCown. "Overall, I was pleased with how we did that. But (offensively) I still feel like we're only firing on about six of eight cylinders. We can definitely step it up."

McCown, starting his third straight game and the fourth of his career, certainly stepped up his level of play. A week after completing only 2-of-8 passes against Nebraska, the junior signal caller was 9-of-14 for 195 yards against the Bears - the most passing yards by an A&M quarterback since Brannon Stewart threw for 231 yards last year against Baylor.

And McCown's passing was just part of what made his performance so impressive. He also did an extremely effective job of scrambling, running the offense and executing the option.

The Aggies scored their first touchdown of the evening on a perfect option pitch from McCown to Hall, who raced 38 yards for a score. Then midway through the second quarter, McCown kept on the option as he dove into the end zone for a 2-yard touchdown to give the Aggies a 14-0 lead at the half.

"Randy is really playing very well right now," A&M senior safety Rich Coady said. "He's such a games that you can always count on him to make a play when you need it. He's throwing the ball well, his running gives another dimension to our offense, and he's installed a lot of confidence to our team. He's playing as well right now as any quarterback we've seen."

Said Hall: "I don't know where he's getting some of those moves when he takes off and runs, but I like what I'm seeing."

With McCown composed and in com-

### By Rusty Burson, 12th Man Magazine

plete control, the Aggies were able to open their offense up more than they have at any other time this year, implementing a few extremely creative plays that broke Baylor's back in the second half.

Early in the third quarter, for example, Hall took a pitch from McCown and headed to his right. Sophomore wide receiver Chris Taylor then took a reverse handoff from Hall, picked up a key block from left guard Cameron Spikes and turned on the afterburners en route to a 61-yard touchdown. On the play, two defenders appeared to have the angle to prevent a touchdown, but Taylor displayed sprinter's speed that probably has not been seen at Baylor since Michael Johnson was in school in Waco.

Then in the fourth quarter, senior tailback Sirr Parker took a pitch to his right, pulled up and hit a wide-open Derrick Spiller in the end zone for a 17-yard touchdown on the halfback pass.

"To be honest, some of the plays we called (Saturday night) even surprised me," said Taylor. "Obviously, they surprised Baylor, too."

The Bears may have been surprised. But more than anything, they were out-manned and outclassed. And if not for some questionable calls and spots by the officials, this easily could have been a 28- or 35-point margin of victory for A&M.

Regardless, it's on to bigger and better teams for the Aggies, who are now 3-0 in conference play for the first time since 1994. Texas Tech, which lost 19-17 to Colorado on Saturday, comes to Kyle Field this weekend for a game that could eventually determine the Big 12 South champion.

"That's going to be a big game for us," Hall said of the 6-1 Red Raiders. "It always seems like it's a war against Texas Tech. I'm glad we'll be back at home."

And glad to be out of Waco with yet another win.

## Game Statistics

Team Stats	A&M	BU	Rushing
First Downs	24	16	<b>A&amp;M</b> — Dante Hall, 17-137; Chris Taylor, 1-61; Ja'Mar Toombs, 9-49; Parker, 10-33; McCown, 13-14.
Rushing	13	8	<b>BU</b> — James, 16-45; Darrell Bush, 10-25; Derek Lagway, 6-16; Anthony Overstreet, 3-6; Elijah Burkins, 1-1; Alfred, 1(-7).
Passing	9	7	
Penalty	2	1	
Rushes/Net Yards	50/294	37/86	
Net Passing Yards	241	156	
Passes Comp/Att.	11/16	17/29	
Had Intercepted	0	1	
Total Offense	535	242	
Total Plays	66	66	
Per Play	8.1	3.7	
Fumbles/Lost	4/1	0/0	
Penalties/Yards	7/57	6/53	
Punts/Avg.	2/45.0	7/45.0	
Possession Time	31:14	28:46	
3rd-down Conv.	8-13	5-15	
4th-down Conv.	2-2	3-3	
Sacks by/Yards	5/29	4/15	
<b>Receiving</b>			<b>A&amp;M</b> — Leroy Hodge, 3-71; Parker, 1-39; Rich Coady, 1-29; Hall, 1-28; Aaron Oliver, 1-28; Derrick Spiller, 1-17; Matt Bumgardner, 1-16; Chris Cole, 1-11; Taylor, 1-2. <b>BU</b> — Morris Anderson, 5-70; Lagway, 5-20; Derrius Thompson, 3-11; Andra Fuller, 2-18; Garner Simpkins, 1-12; Burkins, 1-5.
<b>Passing</b>			<b>Interceptions</b>
<b>A&amp;M</b> — Randy McCown, 9 of 14 for 195 yards, 0 TD, 0 INT; Shane Lechler, 1 of 1 for 29 yards, 0 TD, 0 INT; Sirr Parker, 1 of 1 for 17 yards, 1 TD, 0 INT.			<b>A&amp;M</b> — Coady, 1-0. <b>BU</b> — None
<b>BU</b> — Odell James, 11 of 17 for 114 yards, 1 TD, 1 INT; Jermaine Alfred,			

# GAME #8

## #8 Texas A&M 17, #25 Texas Tech 10

Oct. 24, 1998 ♦ Kyle Field ♦ College Station, Texas



Over the next 12 months, Texas Tech players, coaches and fans will undoubtedly spend plenty of gut-wrenching, agonizing moments recalling just how close the Red Raiders came to beating Texas A&M before 62,873 fans on Saturday afternoon at Kyle Field.

They will ponder a handful of key plays. They will debate and discuss several close calls. And with great pain, they will relive the "what-ifs" of a game that could have easily gone either way.

They should not, however, call the Aggies looking for any sympathy. From A&M's perspective, the Red Raiders deserve to experience a year's worth of tormenting memories. And then some.

"We definitely know how they feel," Texas A&M safety Rich Coady said in the aftermath of the Aggies' nail-biting 17-10 victory. "It's the exact same way we've felt after the Tech game the last three years."

With the Aggies clinging to a seven-point lead with 1:47 left in the contest, Texas Tech quarterback Rob Peters lofted a third-down pass from the A&M 25-yard-line in the direction of Hart, who made a spectacular, leaping catch in the front corner of the end zone over A&M cornerback Sedrick Curry.

But Hart was ruled to have stepped out of bounds before making the catch, and the Red Raiders were finally out of luck. Hart vehemently argued with the official after the play but replays clearly showed that the proper call had been made. Tech's fourth-down pass attempt also fell incomplete.

"I knew they were going to Donnie Hart (on third down), and I was able to keep my body up against him," said Curry. "He did go up and make a great catch, but I was able to keep him out of bounds. Basically, it was like blocking out in basketball."

Throughout much of the first half, A&M seemed intent on playing into the Red Raiders' South Division title plans. On the first play of the game, for example, A&M quarterback Randy McCown fumbled, and Tech recovered at the Aggies' 25. That led to a Tech field goal, and the Aggies' next turnover, a McCown fumble at the A&M 35, led to the Red Raiders' lone touchdown. McCown also had one pass intercepted midway through the second

By Rusty Burson, 12th Man Magazine

quarter, giving A&M — a team that had only six turnovers in its first seven games — three giveaways in the first half alone.

"We gave them the ball inside the red zone twice, and our defense did a great job," offensive coordinator Steve Kragthorpe said. "But we can't afford turnovers like that. If we don't turn the ball over, we win 17-0."

Despite the barrage of first-half turnovers, the Aggies managed to take a 14-10 halftime lead thanks to a couple of big plays and a surprising call from Slocum.

Trailing 3-0 late in the first quarter, A&M drove to the Tech 8, but was forced to send in the field goal unit when the drive stalled. But instead of attempting to tie the game with a 25-yard field goal, Slocum went to his bag of tricks.

On the Thursday prior to the Tech game, A&M had put a fake field goal attempt into its game plan. And, to the surprise of everyone — including the Aggies' players — Slocum put his plan into action.

"It definitely surprised me that we called it," said punter/field goal holder Shane Lechler. "We had put it in Thursday, and we had probably only worked on it about six times or so. I was pretty shocked."

Lechler also was shocked at how wide open tight end Dan Campbell was in the end zone when he rolled to his right after receiving the snap. Lechler, who was also recruited as a quarterback, almost waited too long to throw the ball and put a little too much loft on the pass.

Another floating pass later in the first half also proved to be a pivotal play for the Aggies. On the first play of A&M's final drive of the first half, McCown lofted a pass in the direction of tailback Dante Hall, who made a nice catch and then proceeded to make a sensational run. After breaking two tackles, Hall was finally brought down at the Tech 6, culminating a 55-yard pass play.

"The run he made after the catch was something else," McCown said. "Any time you get the ball in his hands, something good can happen."

Something good again happened three plays later when Hall burst into the end zone from the 1-yard-line to give the Aggies a lead they would not relinquish.

The Aggies added a 24-yard field goal with just under 10 minutes left in the fourth quarter and turned the game over to their defense to do the rest. And, as has been the case all year long, the Wrecking Crew was up to the challenge.

A&M forced two turnovers in the second half, sacked Tech's Peters five times and limited the Red Raiders to just 205 yards of total offense — and 50 of those yards came on Tech's final desperation drive.

"I think our defense did a great job of winning that game for us," Hall said. "We struggled on offense and turned the ball over way too many times, but our defense did the job."

And the Aggies haven't been able to say that after the Texas Tech game in four seasons. So, although it certainly wasn't a thing of beauty, it was definitely rewarding.

"I'm glad to have this (losing streak to Tech) done, to have this off our backs," Campbell said. "I was sick of hearing all the trash that goes with it. It's a thorn out of my side, this team's side. Now, we can move on to Oklahoma State and not hear about a losing streak to Tech again."



Attendance — 62,873

### Scoring Summary

Texas Tech	3	7	0	0	-	10
Texas A&M	7	7	0	3	-	17

### 1st Quarter

- Tech** Chris Birkholz 46-yard FG (12:42)  
4 plays, -4 yards, 1:56 elapsed
- A&M** Daniel Campbell 8-yard pass from Shane Lechler/Russell Bynum PAT (2:31)  
(11 plays, 74 yards, 4:54 elapsed)

### 2nd Quarter

- Tech** Ricky Williams 11-yard run/Birkholz PAT (13:20)  
3 plays, 35 yards, 0:54 elapsed
- A&M** Dante Hall 1-yard run/Bynum PAT (0:47)  
(4 plays, 61 yards, 1:25 elapsed)

### 4th Quarter

- A&M** Bynum 24-yard FG (9:47)  
(13 plays, 42 yards, 6:05 elapsed)

### Game Notes

- ♦ The Aggies ended a three-game losing streak to Texas Tech with the 17-10 victory.
- ♦ The A&M Wrecking Crew defense held Tech running back Ricky Williams to a season-low 94 rushing yards on 21 carries.
- ♦ Junior Sedrick Curry's third quarter interception was his third of the season, and the sixth of his career.
- ♦ All-American punter Shane Lechler harkened back to his high school quarterback days when he completed a short touchdown pass to Dan Campbell on a fake field goal.
- ♦ All 10 points by the Red Raiders came after Aggie turnovers in the first half.
- ♦ Today's victory was the 90th of Slocum's career (90-26-2).

### Game Statistics

Team Stats	A&M	Tech
First Downs	14	11
Rushing	9	7
Passing	3	4
Penalty	2	0
Rushes/Net Yards	58/153	33/94
Net Passing Yards	79	111
Passes Comp/Att	4/11	9/23
Had Intercepted	1	2
Total Offense	232	205
Total Plays	69	56
Per Play	3.4	3.7
Fumbles/Lost	5/2	2/0
Penalties/Yards	3/15	9/67
Punts/Avg.	6/42.3	8/38.6
Possession Time	35:50	24:10
3rd-down Conv.	5-17	4-14
4th-down Conv.	2-3	0-1
Sacks by/Yards	5/30	2/11

Rushing
<b>A&amp;M</b> — Dante Hall, 26-67; Ja'Mar Toombs, 10-52; Burnest Rhodes, 7-33; McCown, 15-1.
<b>Tech</b> — Ricky Williams, 21-94; Michael Wilborn, 1-2; Rob Peters, 11(-2).

Receiving
<b>A&amp;M</b> — Hall, 1-55; Daniel Campbell, 1-8; Chris Cole, 1-8; Chris Taylor, 1-8.
<b>Tech</b> — Derek Dorris, 3-41; Donnie Hart, 2-34; Jonathan Hawkins, 2-18; Kyle Allamon, 1-11; Tim Baker, 1-7.

Interceptions
<b>A&amp;M</b> — Sedrick Curry, 1-0; Brandon Jennings, 1-0.
<b>Tech</b> — John Norman, 1-1.

Passing
<b>A&amp;M</b> — Randy McCown, 3 of 10 for 71 yards, 0 TD, 1 INT; Shane Lechler, 1 of 1 for 8 yards, 1 TD.
<b>Tech</b> — Rob Peters, 9 of 23 for 111 yards, 0 TD, 2 INT.

1998 REVIEW

# Oklahoma State '98 gameday



Homecoming  
1998

Attendance — 47,250

## Scoring Summary

Texas A&M	0	10	7	0	—	17
Oklahoma St.	3	3	0	0	—	6

### 1st Quarter

**OSU** Tim Sydnes 37-yard FG (10:26)  
(10 plays, 61 yards, 4:34 elapsed)

### 2nd Quarter

**OSU** Sydnes 27-yard FG (8:21)  
(5 plays, 29 yards, 2:18 elapsed)

**A&M** Matt Bumgardner 7-yard pass from Randy McCown/Russell Bynum PAT (6:44)  
(3 plays, 13 yards, 1:37 elapsed)

**A&M** Bynum 37-yard FG (0:46)  
(10 plays, 58 yards, 3:38 elapsed)

### 3rd Quarter

**A&M** Chris Taylor 34-yard pass from Brannan Stewart/Bynum PAT (12:15)  
(10 plays, 80 yards, 2:45 elapsed)

### Game Notes

- ◆ Senior linebacker Dat Nguyen posted 12 tackles to shatter A&M's school record for tackles (455 by Johnny Holland), giving him 460 for his career.
- ◆ The A&M Wrecking Crew defense allowed only two second half first downs and none in the fourth quarter.
- ◆ A&M limited Oklahoma State to 172 yards of total offense, the season-low by an opponent.
- ◆ Brannan Stewart came off the bench and threw a 34-yard touchdown strike on his first play in relief of injured starter Randy McCown.

# GAME #9

## #8 Texas A&M 17, Oklahoma State 6

Oct. 31, 1998 ♦ Lewis Field ♦ Stillwater, Okla.



about an hour had passed since Texas A&M put the finishing touches on its 17-6 victory over Oklahoma State last Saturday night, and as many of the 47,250 fans attempted to leave town, the weather turned from gloomy to downright nasty.

Torrential rains, gusting winds and imposing blasts of lightning made for perilous, white-knuckle driving conditions. Of course, those elements could probably be considered relatively mild compared to the driving hazards OSU faced during the game.

The rain eventually let up. The Wrecking Crew did not.

Playing perhaps its finest defensive game of the season — and that's saying quite a bit, considering all the defensive gems the Aggies have produced this year — A&M limited the Cowboys to just 172 yards of total offense, including only 54 in the second half. What's more, the Cowboys could muster only six first downs in the game, including just two in the second half and none in the fourth quarter.

"I think our defense pretty much smothered them the whole game," A&M senior safety Rich Coady said. "We never gave them any real hope of winning."

Great defense has been a characteristic of virtually every victory in 1998, and on offense and special teams, the Aggies are consistently getting big plays and key performances from a variety of sources.

That was certainly the case Saturday night. While the Wrecking Crew stole the spotlight, several A&M offensive players put on an entertaining sideshow.

For example, wide receiver Chris Taylor was rather spectacular, making three catches for 60 yards and a touchdown and sparking the Aggies with his 84-yard kickoff return midway through the second quarter.

But Taylor was certainly not alone in the big play department. Starting quarterback Randy McCown, Campbell, fellow tight end Derrick Spiller, wide receiver Matt Bumgardner, fullback Ja'Mar Toombs, wide receiver Leroy Hodge and backup quarterback Brannan Stewart all produced plays of 19 yards or more, as A&M generated 345 yards of total offense.

"When you've got so many different players making big plays, it really does make a big difference," Taylor said. "A defense can't focus in on one or two key players against us. It's just been a total team effort."

Indeed, it has. And the Aggies needed every bit of that team effort on offense, especially with running back Dante Hall missing most of the game because of a stinger and McCown missing most of the second half with a sprained shoulder.

McCown left the game during the Aggies' first possession of the second half. Facing third-and-17 for the OSU 34, McCown went to the sidelines and Stewart — without the benefit of warming up — calmly hit Taylor on a perfect slant pass for a 34-yard touchdown.

"I've said all along that we've got a quarterback luxury," offensive coordinator Steve Kragthorpe said. "You can't say enough about Brannan Stewart. Coming out on his first play to throw a touchdown pass, I think it put a nail in (OSU's) coffin on Halloween night."

Said McCown: "Brannan came in and did a real good job. That's a big plus for us, being able to have an experienced guy like him come in and us not have a drop-off or anything. He did a real good job."

## By Rusty Burson, 12th Man Magazine

The TD pass from Stewart to Taylor gave the Aggies a 17-6 lead with 12:15 left in the third quarter.

After an outstanding kickoff return by Willie Grissom, the Cowboys took over at their own 48 on their ensuing drive. And that was the worst field position the Cowboys would have in the third quarter. The next two OSU drives started at the A&M 44 and 47 yard lines.

Despite the short field, the Cowboys scored no points. Two drives ended in punts and the final one was stopped by a sensational, one-handed interception by Holdman.

While the Cowboys were demoralized by their third-quarter failures, the Aggies were invigorated. Utilizing ball-control offense, A&M kept the football for 10:59 of the fourth quarter to secure the win in a game that started off rather inauspiciously for the Aggies.

The Cowboys had built a 6-0 lead on a pair of Tim Sydnes field goals. OSU scored on its first possession of the game and then threatened to take control of the contest midway with an interception at the A&M 39.

On the first play following the interception, OSU running back Nathan Simmons burst through a big hole and appeared to be on his way to the end zone. But Coady made one of the bigger tackles of the game, dragging Simmons down at the A&M 6.

The Wrecking Crew stiffened, forcing the Cowboys to settle for a 27-yard field goal. Then, Taylor lit a fire under the Aggies with his big kickoff return and McCown hit Bumgardner on a 7-yard touchdown pass to give the Aggies a lead they wouldn't relinquish.

"I thought it was very important that we held (OSU) to just two field goals when they were deep in our territory in the first half," A&M head coach R.C. Slocum said. "We had our backs against the wall quite a bit, but I was very pleased with the way we responded... This team really embodies the team concept. It's been a fun team to be around."

But about as fun to play against — especially in recent weeks — as driving through a torrential downpour at night.

## Game Statistics

Team Stats	A&M	OSU	Rushing
First Downs	16	6	<b>A&amp;M</b> — Ja'Mar Toombs, 23-111; McCown, 8-51; Burnest Rhodes, 7-9; Surr Parker, 4-9; Dante Hall, 3-(-1); Stewart 4-(-11).
Rushing	6	4	<b>OSU</b> — Nathan Simmons, 20-97; Lindsay, 10-15; Jeremy Halferty, 1-4; Jamaal Fobbs, 2-0.
Passing	9	2	
Penalty	1	0	
Rushes/Net Yards	49/168	33/116	
Net Passing Yards	177	56	
Passes Comp/Att.	11/26	7/17	
Had Intercepted	1	1	
Total Offense	345	172	
Total Plays	75	50	
Per Play	4.6	3.4	
Fumbles/Lost	5/0	1/0	
Penalties/Yards	6/38	5/25	
Punts/Avg.	8/42.6	8/43.9	
Possession Time	33:48	26:12	
3rd-down Conv.	11-21	0-12	
4th-down Conv.	0-0	1-2	
Sacks by Yards	1/6	0/13	
<b>Passing</b>			<b>Receiving</b>
<b>A&amp;M</b> — Randy McCown, 8 of 20 for 119 yards, 1 TD, 1 INT; Brannan Stewart, 3 of 5 for 58 yards, 1 TD, 0 INT; Chris Taylor, 0 of 1 for 0 yards, 0 TD, 0 INT.			<b>A&amp;M</b> — Taylor, 3-60; Derrick Spiller, 3-44; Matt Bumgardner, 2-26; Leroy Hodge, 1-22; Daniel Campbell, 1-21; Darren Brinkley, 1-4.
<b>OSU</b> — Tony Lindsay, 7 of 17 for 56 yards, 0 TD, 1 INT.			<b>OSU</b> — Willie Grissom, 6-56; Fobbs, 1-0.
			<b>Interceptions</b>
			<b>A&amp;M</b> — Warrick Holdman, 1-0.
			<b>OSU</b> — Trent Alexander, 1-0.

# GAME #10

## #7 Texas A&M 29, Oklahoma 0

Nov. 7, 1998 ♦ Kyle Field ♦ College Station, Texas

**D**uring the closing minutes of Texas A&M's 29-0 victory over Oklahoma on Saturday night, glance along Kyle Field's sidelines revealed players smiling, cracking jokes and laughing.

But here's the ironic thing: That description was of the Oklahoma sidelines.

Perhaps the once-mighty Sooners found reason to celebrate the fact they won't have to see Texas A&M's stifling defense for another year. Or maybe the Oklahoma players were simply prepared for something like this to happen all along.

Either way, Saturday's game was yet another example of the monumental gap that now exists between Texas A&M and Oklahoma, two schools that are separated by about a six-hour drive, but whose football programs are now light years apart. In the last two meetings between the two schools, for example, A&M has outscored OU, 80-7.

And as for Saturday's final score, the Sooners were indeed fortunate that it was not more one-sided. Maybe that's why there were so many smiles on the OU sidelines at the end.

"Oklahoma has struggled this year, but they still have a lot of good athletes on their team," A&M junior cornerback Jason Webster said. "We wanted to jump out on them early and make sure that they never got the feeling that they could win this game. We wanted to take away their hopes."

That's exactly what the Aggies did. In fact, it took less than three minutes for the Aggies to render the hapless Sooners hopeless.

After stuffing Oklahoma on the game's first possession, the Aggies took a 7-0 lead with 12:38 left in the first quarter when Webster returned a punt 55 yards for a touchdown. It was the first punt return of Webster's collegiate career, and it was the first time all season A&M put two punt returners back.

Because A&M's coaches had noticed on films that Oklahoma punter Jeff Ferguson had a tendency of

By Rusty Burson, 12th Man Magazine

kicking the ball away from return men, A&M head coach R.C. Slocum put both Webster and Chris Taylor, the usual punt returner, back in deep formation.

The plan worked to perfection, as Webster caught the ball on his own 45, picked up several blocks and used some excellent moves to get the Aggies on the scoreboard before the A&M offense had taken the field.

And as well as the Wrecking Crew played on Saturday night, that first touchdown was more than enough for the Aggies to record their fourth straight victory over the Sooners.

A&M's defense did not allow Oklahoma to mount a serious scoring threat, did not yield a first down for the first 33 minutes of the contest and did not even give the Sooners a reason to believe they could win.

"What can you say about the Wrecking Crew?" Campbell mused. "All we had to do (offensively) was kick a field goal, really, to win that game. Or the (defense) could have scored a safety and we would have won, 2-0.... With the way our defense was playing, those guys (Oklahoma) didn't have a chance."

"Our defense has been so good that you kind of take them for granted sometimes," said senior quarterback Brannon Stewart, who, because of Randy McCown's second-degree shoulder separation, made his first start since the North Texas game on Sept. 26.

The A&M offense had its struggles against an Oklahoma defense that entered the game ranked eighth nationally. But the Aggies also had some impressive moments while producing 355 yards of total offense.

With McCown taking an extra week to recover from the shoulder injury he suffered against Oklahoma State, Stewart started and played perhaps his best game of the season. He completed 15-of-23 passes for 234 yards and two touchdowns without an interception.

Stewart completed passes to seven different receivers, but his favorite target was Chris Cole, who caught five passes for 118 yards, including a 24-yard touchdown reception and a 47-yard TD catch.

But despite Stewart's strong performance, he spent his time passing out credit to others.

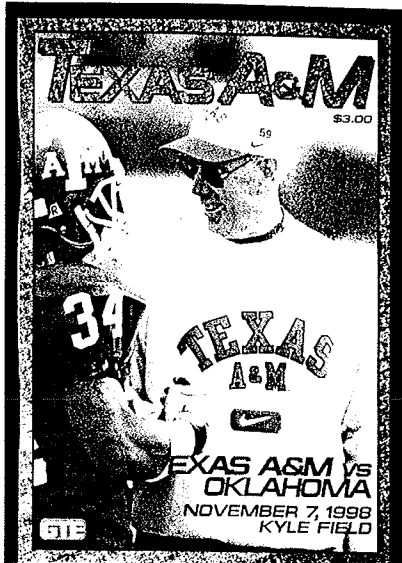
"Randy could have done the same thing," Stewart said. "It wasn't a stellar performance by me. It was a total team effort."

And perhaps the best is still yet to come. With remaining games against Top 25 opponents Missouri and Texas and perhaps a Big 12 title game matchup against a Kansas State team that could be No. 1, the Aggies could make this a most memorable season.

"Everything is shaping up for us very nicely," Campbell said. "There's still a lot of football left to be played, but it's exciting to think about the possibilities. This team has come so far since we lost to Florida State (in the Kickoff Classic on Aug. 31).

"We're playing with a lot of confidence, and we honestly believe we're going to win every game we play. Somehow, some way, we know guys on this team are going to step forward and help us win every week. That's a very good feeling."

And very quickly, A&M has become a very good football team.



Attendance — 54,506

### Scoring Summary

Oklahoma	0	0	0	0	—	0
Texas A&M	7	6	3	13	—	29

#### 1st Quarter

**A&M** Jason Webster 55-yard punt return/  
Russell Bynum PAT (12:38)

#### 2nd Quarter

**A&M** Chris Cole 24-yard pass from  
Brannon Stewart/kick failed (3:04)  
(5 plays, 57 yards, 2:55 elapsed)

#### 3rd Quarter

**A&M** Bynum 43-yard FG (6:22)  
(6 plays, 21 yards, 3:13 elapsed)

#### 4th Quarter

**A&M** Stewart 6-yard run/rush failed (9:24)  
(12 plays, 66 yards, 6:24 elapsed)

**A&M** Chris Cole 47-yard pass from  
Stewart/Bynum PAT (4:48)  
(4 plays, 61 yards, 1:26 elapsed)

### Game Notes

- ♦ Texas A&M senior linebacker Dat Nguyen was named one of four finalists for the Rotary Lombardi Trophy, which annually honors the college football lineman of the year.
- ♦ Nguyen posted nine tackles on the night, giving him 100 for the season, and 470 for his career.
- ♦ A&M's punt return unit used two deep men for the first time this season, and Jason Webster promptly returned the first punt of the game 55 yards for a touchdown.
- ♦ The A&M Wrecking Crew defense now has not allowed a touchdown in the last 10 quarters, and any points in the last six quarters.
- ♦ Head coach R. C. Slocum celebrated his 54th birthday with the win.

### Game Statistics

Team Stats	A&M	OU	Rushing
First Downs	19	5	<b>A&amp;M</b> — Dante Hall, 18-70; Ja'Mar Toombs, 10-50; Chris Taylor, 2-13; Sirr Parker, 4-9; Burnest Rhodes, 2-6; Will Simpson, 1-0; Chris Cole, 1-(-9); Stewart, 8-(-18).
Rushing	9	2	<b>OU</b> — Seth Littrell, 8-24; De'Mond Parker, 14-13; Jermaine Fazande, 4-8; Mike Thornton, 2-4; Sills, 4-(-6).
Passing	8	2	<b>Receiving</b>
Penalty	2	1	<b>A&amp;M</b> — Cole, 5-118; Taylor, 3-30; Matt Bumgardner, 2-44; Toombs, 2-21; Derrick Spiller, 1-9; Aaron Oliver, 1-9; Leroy Hodge, 1-3.
Rushes/Net Yards	46/121	32/43	<b>OU</b> — Parker, 4-2; Jason Freeman, 3-22; Chris Blocker, 2-29; Chris Hammons, 1-21; Jarrail Jackson, 1-7.
Net Passing Yards	234	81	<b>Interceptions</b>
Passes Comp/Att.	15/23	11/22	<b>A&amp;M</b> — Jason Webster, 1-19.
Had Intercepted	0	1	<b>OU</b> — None
Total Offense	355	124	
Total Plays	69	54	
Per Play	5.1	2.3	
Fumbles/Lost	5/2	1/1	
Penalties/Yards	10/68	6/63	
Punts/Avg.	6/38.3	10/37.0	
Possession Time	31:26	28:34	
3rd-down Conv.	6-15	2-14	
4th-down Conv.	0-1	0-2	
Sacks by/Yards	2/15	4/29	

#### Passing

**A&M** — Brannon Stewart, 15 of 23 for 234 yards, 2 TD, 0 INT.

**OU** — Jake Sills, 11 of 22 for 81 yards, 0 TD, 1 INT.

1998 REVIEW



**Attendance — 60,433**

**Scoring Summary**

Missouri	0	7	0	7	— 14
Texas A&M	0	6	0	11	— 17

**2nd Quarter**

- A&M** Russell Bynum 38-yard FG (12:52)  
(11 plays, 59 yards, 4:02 elapsed)
- MU** Corby Jones 10-yard run/Brian Long PAT (8:07)  
(9 plays, 65 yards, 4:45 elapsed)
- A&M** Bynum 21-yard FG (0:44)  
(17 plays, 73 yards, 7:23 elapsed)

**4th Quarter**

- A&M** Randy McCown 1-yard run/Leroy Hodge pass from McCown (13:52)  
(6 plays, 44 yards, 2:52 elapsed)
- MU** Dwayne Blakley 9-yard pass from Jones/Long PAT (7:02)  
(7 plays, 27 yards, 4:30 elapsed)
- A&M** Bynum 39-yard FG (1:30)  
(7 plays, 8 yards, 3:56 elapsed)

**Game Notes**

- ◆ With the 17-14 win, the Aggies clinched at least a share of their second straight South Division crown.
- ◆ Missouri's Devin West rushed for 113 yards on 26 carries, the first individual since Florida State's Travis Minor to top the 100-yard mark against the Aggies.
- ◆ Butkus and Lombardi Award finalist Dat Nguyen finished the game with a season-high 17 tackles, including three for losses of six yards and one sack.
- ◆ Sophomore placekicker Russell Bynum booted three field goals on the day, matching a career high.
- ◆ The Aggies have now posted 13 consecutive wins at home.
- ◆ The Aggies have won three straight games against ranked teams.

**GAME # 11**

**#6 Texas A&M 17, #13 Missouri 14**

*Nov. 14, 1998 ♦ Kyle Field ♦ College Station, Texas*



mid the wild celebration following Texas A&M's nail-biting 17-14 victory over Missouri last Saturday, gritty quarterback Randy McCown looked toward gutsy tight end Dan Campbell and offered a mischievous smile.

Campbell, the normally sure-handed senior, knew exactly what his buddy was thinking and why he was grinning. And McCown simply couldn't resist a little good-natured kidding.

"As we were sawing varsity's horns off there at the end, I told Dan that, now that we had won the game, I'm going to be able to give you a hard time about that dropped pass for a long, long time," McCown said with a laugh. "I won't let him live that one down for a good while."

It looked for a while like Campbell's drop of a sure touchdown pass — as well as numerous other uncharacteristic A&M errors — might cost the Aggies dearly on yet another dreary, rainy day at Kyle Field. But thanks to some big plays by some very unlikely heroes, A&M (10-1 overall, 7-0 in conference play) secured its second-consecutive Big 12 South title and earned a return trip to the conference championship game.

In the end, it was an almost perfect day for the Aggies, who recorded their 10th straight win. Ironically, it had seemed like a disastrous day in the making for A&M for much of the early afternoon, as the Aggies seemed bent on self-destruction with untimely and unusual mistakes.

"It was an unusual game, and we made some mistakes that could have cost us," said Rich Coady. "But the story of our season has been overcoming adversity and doing it what it takes to win. I've lost track of how many times I've said, 'Every week, we have different guys step up and make big plays to help us win.' But I never get tired of saying it."

This game, however, was far from being a case of the same ol' same ol' for the Aggies. Sure, A&M has had a variety of players step forward week after week. But, as much as any other reason, the Aggies beat a good Missouri team because of A&M's superior field goal kicking.

Sophomore place-kicker Russell Bynum was a perfect 3-for-3 on field goal attempts, including the game-winning 39-yarder with 1:30 left. Missouri, on the other hand, missed two field goal attempts — one from 26 yards and a desperation 56-yard attempt on the final play of the game.

The Aggies' final field goal was set up by another unlikely hero, senior safety and special teams player Toya Jones, who recovered a muffed punt at the Missouri 30 with 5:26 left.

Thanks to those unsung heroes, there were no goats in maroon on Saturday afternoon, as 18 A&M seniors played their final game at Kyle Field. One of those seniors breathed a particularly large sigh of relief as Bynum's final kick soared through the uprights.

"I dropped that pass, and it really bothered me," Campbell said afterward. "If we would have lost, that would have been very difficult for me to handle. But the bottom line — thank God — is that we won the ballgame. I can live with all of Randy's kidding, as long as we won."

Campbell may have been the most relieved person among the 60,433 fans inside Kyle Field. Of course, junior safety Brandon Jennings was a close second.

With the Aggies leading 14-7 midway through the fourth, Jennings made a terrific interception, but then tried to lateral the ball to a teammate. The ball fell helplessly to the turf and was recovered by Missouri at the Aggies 27.

Six plays later, the Tigers tied the contest on a 9-yard pass from QB Corby Jones to tight end Dwayne Blakley.

"If we would have lost that game, I think I probably would have transferred to Prairie View A&M," Jennings said. "In the heat of battle, I was just trying to make something happen. But I learned my lesson big time."

The Aggies were indeed fortunate to win this battle

**By Rusty Burson, 12th Man Magazine**

of two of the best, most evenly matched teams in the Big 12. The Tigers, who entered the game ranked 13th nationally, finished with more rushing yards, more total yards and more time of possession than the Aggies.

"Missouri's a very, very good team," said A&M tailback Dante Hall, who had a team-high 84 yards rushing on 24 carries. "They were the best tackling, most physical and probably the most fundamentally sound team we've seen all year long... It was just a big, big win for us. Like I've said before, we're kind of like a steamroller these days. No matter what happens, no matter what team we face, we eventually steamroll over every team we face."

The A&M steamroller simply took a little longer than normal to get started on Saturday afternoon, as the Aggies netted only one first down in the entire first quarter and only two Bynum field goals for the half. As a result, A&M trailed, 7-6, at the intermission.

Early in the fourth quarter, McCown punched it in himself, scoring on a 1-yard run. McCown then hit Leroy Hodge on a crossing pattern for a key two-point conversion to give the Aggies a 14-7 lead.

As would be the case later in the game, the Aggies owed that score, in large part, to superior play in the special teams. Late in the third quarter, A&M junior Shane Lechler unleashed a 69-yard punt that the Aggies downed at the Missouri 2.

Inexplicably, Missouri return man Randy Potter chose not to field the ball at around the 25, allowing the Aggies to pin the Tigers deep in their own territory. The A&M defense held Missouri without a first down, and the Aggies ended up with great field position, starting the next drive at the Tigers' 44. It took just six plays for the Aggies to cover that distance and take the lead.

"In a close game like this, with two evenly matched teams, special teams are always going to play a big part in determining the outcome," said A&M coach R.C. Slocum.

Of course, somebody or some unit has come through for the Aggies all year long. It's a gritty, hard-nosed group that just continues to get it done week after week.

"If you look at this team, they just have as much heart as any team I've ever been associated with," Slocum said.

And we're you winning like these Aggies, you can even laugh at what would otherwise seem like costly mistakes. Just ask Dan Campbell, who probably hasn't heard the last of that dropped pass.

**Game Statistics**

Team Stats	A&M	MU	Rushing
First Downs	11	18	A&M — Dante Hall, 24-84; McCown, 7-33; Ja'Mar Toombs, 6-14; SIRR Parker, 2-8; Chris Taylor, 1-(-11).
Rushing	8	12	MU — Devin West, 26-113; Jones, 18-85; Kent Layman, 1-9; Rob West, 1-4; DeVaughn Black, 1-3.
Passing	3	5	
Penalty	0	1	
Rushes/Net Yards	40/128	47/214	
Net Passing Yards	87	78	
Passes Comp/Att.	10/17	7/19	
Had Intercepted	0	1	
Total Offense	215	292	
Total Plays	57	66	
Per Play	3.8	4.4	
Fumbles/Lost	1/1	2/2	
Penalties/Yards	2/20	1/5	
Punts/Avg.	6/44.0	4/40.5	
Possession Time	28:58	31:02	
3rd-down Conv.	7-16	5-14	
4th-down Conv.	0-0	3-3	
Sacks by/Yards	2/2	0/0	
<b>Passing</b>			<b>Receiving</b>
A&M — Randy McCown, 10 of 17 for 87 yards, 0 TD, 0 INT.			A&M — Chris Cole, 3-10; Taylor, 2-26; Matt Bumgardner, 1-27; Derrick Spiller, 1-9; Daniel Campbell, 1-6; Aaron Oliver, 1-6; Hall, 1-3.
MU — Corby Jones, 7 of 19 for 78 yards, 1 TD, 1 INT.			MU — Layman, 2-32; John Bauman, 2-14; Marcus Wise, 1-12; Rob West, 1-11; Dwayne Blakley, 1-9.
			<b>Interceptions</b>
			A&M — Brandon Jennings, 1-4.
			MU — None

# GAME #12

## Texas 26, #6 Texas A&M 24

Dec. 27, 1998 ♦ DKR-Memorial Stadium ♦ Austin, Texas



Every loss stings. And any loss to Texas burns deeply in the hearts of Texas A&M players, coaches and fans.

But last Friday's 26-24 loss to the Longhorns was especially agonizing, disheartening and downright excruciating for the Aggies to endure.

Not because of Ricky Williams' record-setting rampage and the ensuing "lovefest". Not because of the terribly one-sided statistics that favored Texas in almost all areas. Not even because it ended the Aggies' 10-game winning streak and eliminated all possibilities of A&M playing for a shot at the national title.

Those were contributing factors, sure. But what really twists the knife in A&M's back is that, after playing some of the worst football of the season in the first 51 minutes of the contest, the Aggies needed a miracle to get back in the game.

They got it. Then they wasted it.

Trailing 23-7 with 9:46 left in the fourth quarter, the previously lethargic and suddenly desperate Aggies mounted a spirited and spectacular 17-point comeback. And when quarterback Randy McCown plowed into the end one on a fourth-down option keeper, A&M had an inconceivable 24-23 lead with 2:20 left.

The majority of the 83,687 fans inside Royal Memorial Stadium — the largest crowd to ever witness a football game in the Lone Star State — sat in stunned silence.

From the Aggies' perspective, it may have been the most sensational seven-minute span in the 105-year history of the A&M-Texas series. Had it been a nine-minute span, it would have been enough for the Aggies to pull off the biggest comeback win in school history.

But with just over two minutes left in the contest, the Aggies turned to a bend-but-don't-break defensive philosophy, rushing only three linemen on most plays. That played right into the Longhorns' plans.

With plenty of time in the pocket, redshirt freshman quarterback Major Applewhite calmly directed an 11-play, 70-yard drive. Then, the Aggies' hearts were broken when Texas kicker Kris Stockton drilled the game-winning, 24-yard field goal with only five seconds left.

### By Rusty Burson, 12th Man Magazine

It's amazing that it was ever that close. And for the Aggies, it's incredibly agonizing that it slipped away.

"We had to fight back so hard to get back to the top of the mountain," said a teary-eyed McCown. "To get all the way back, take the lead and then lose... it's just a real hard pill to swallow."

The Aggies certainly showed plenty of guts in that memorable seven-minute comeback. There's no telling how different this game would have been if A&M had played the entire game with such intensity.

Instead, the Aggies seemed to be sleepwalking from the start of the 10 a.m. kickoff. And A&M didn't awaken until it trailed by 16 early in the fourth quarter.

"We finally turned it up, but we waited too long," senior tight end Dan Campbell said. "I don't know why it took us so long. All I know is that it's very frustrating and it hurts."

It didn't get any easier for Campbell and his offensive teammates to stomach after watching the videotape of this one. The Aggies' offense has had some stumbles and struggles throughout this season, but without much doubt, the first three quarters of Friday's game was the low point.

The A&M defense, which entered the game ranked second nationally, had its problems, too. En route to becoming the all-time rushing leader, Ricky Williams also produced the most rushing yards by an individual back (259) ever allowed by an A&M defense.

All told, the Longhorns generated 483 yards of offense against the Aggies — 123 more than Florida State had produced in the season-opener and 233 more than A&M's defensive season average.

Despite not playing well — and despite all those numbers — the Aggies nearly won anyway. A 55-yard pass from McCown to Chris Cole set up a 30-yard field goal by Russell Bynum that closed the Texas lead to 23-10 with 8:29 left in the game.


Then, on Texas' next series, Williams fumbled deep in his own territory again, and A&M recovered at the UT 17. Williams' first fumble of the day led to a 19-yard touchdown pass from McCown to Derrick Spiller early in the second quarter. And his fourth-quarter fumble led to a 17-yard scoring pass from McCown to Spiller that cut the lead to 23-17 with 7:39 left to play.

Incidentally, Williams also had another fumble deep in A&M territory that was ruled to be not a fumble, although replays showed otherwise. The no-fumble call proved to be pivotal, as Texas continued the drive and eventually scored a touchdown early in the fourth quarter.

Following a 35-yard punt return by Jason Webster and a key 16-yard reception by Matt Bumgardner, the Aggies took the lead for the first time with 2:20 left in the game on McCown's quarterback keeper.

But A&M's celebration was short-lived, as Applewhite guided the Horns on the game-winning drive. With three timeouts and just three A&M defenders rushing, Applewhite had plenty of time to hit his receivers on short routes and work the sidelines.

"Obviously, we needed to get more pressure on (Applewhite)," said A&M coach R.C. Slocum. "If you had it to do over, you'd call some different things in those situations. But we did the best we could at the time."



### Scoring Summary

Texas A&M	0	7	0	17	—	24
Texas	10	6	0	10	—	26

#### 1st Quarter

- UT Kris Stockton 22-yard FG (4:44) (13 plays, 51 yards, 4:36 elapsed)
- UT Ricky Williams 60-yard run/Stockton PAT (1:45) (3 plays, 80 yards, 1:13 elapsed)

#### 2nd Quarter

- A&M Derrick Spiller 20 yard pass from Randy McCown/Russell Bynum PAT (14:48) (3 plays, 19 yards, 0:45 elapsed)
- UT Stockton 24-yard FG (8:36) (13 plays, 58 yards, 6:12 elapsed)
- UT Stockton 49-yard FG (0:37) (15 plays, 47 yards, 6:13 elapsed)

#### 4th Quarter

- UT Kwame Cavil 10-yard pass from Major Applewhite/Stockton PAT (9:46) (8 plays, 77 yards, 3:30 elapsed)
- A&M Bynum 30-yard FG (8:29) (5 plays, 50 yards, 1:17 elapsed)
- A&M Spiller 17-yard pass from McCown/Bynum PAT (7:39) (2 plays, 16 yards, 0:37 elapsed)
- A&M McCown 1-yard run/Bynum PAT (2:20) (7 plays, 24 yards, 3:03 elapsed)
- UT Stockton 24-yard FG (0:05) (11 plays, 70 yards, 2:15 elapsed)

#### Game Notes


- ♦ Aggie linebacker Dat Nguyen reached the 500 career tackle plateau with 12 stops today.
- ♦ A&M was limited to a season-low 7 yards rushing.
- ♦ Texas produced 483 yards of total offense, the most given up by the A&M defense this season.

### Game Statistics

Team Stats	A&M	UT	
First Downs	8	27	
Rushing	1	13	
Passing	6	13	
Penalty	1	1	
Rushes/Net Yards	25/7	53/251	
Net Passing Yards	180	232	
Passes Comp/Att.	11/24	24/35	
Had Intercepted	0	1	
Total Offense	173	483	
Total Plays	49	88	
Per Play	3.5	5.5	
Fumbles/Lost	0/0	4/2	
Penalties/Yards	6/40	6/52	
Punts/Avg.	8/37.3	2/37.0	
Possession Time	21:18	38:42	
3rd-down Conv.	3-13	10-19	
4th-down Conv.	1-1	1-1	
Sacks by/Yards	3/16	6/39	
<b>Passing</b>			
A&M	— Randy McCown, 11 of 24 for 180 yards, 2 TD, 0 INT.		
UT	— Major Applewhite, 24 of 35 for 232 yards, 1 TD, 1 INT.		
<b>Rushing</b>			
A&M	— Sirr Parker, 1-8; Dante Hall, 10-8; Ja'Mar Toombs, 4-4; McCown, 10 (-27).		
UT	— Ricky Williams, 44-259; Hodges Mitchell, 2-5; Applewhite, 6 (-3); Kwame Cavil, 1 (-10).		
<b>Receiving</b>			
A&M	— Derrick Spiller, 4-51; Chris Cole, 3-90; Matt Bumgardner 1-16; Leroy Hodge, 1-11; Parker, 1-7; Aaron Oliver 1-5.		
UT	— Wane McGarity, 6-59; Cavil, 5-79; Williams, 5-36; Ryan Nunez, 4-36; Bryan White, 3-16; Derek Lewis, 1-6.		
<b>Interceptions</b>			
A&M	— Brandon Jennings, 1-0.		
UT	— None		

WE'VE NEVER

Big 12



Attendance — 60,798

### Scoring Summary

Texas A&M	0	6	6	15	9-36
Kansas State	10	7	10	0	6-33

#### 1st Quarter

- KSU** Martin Gramatica 47-yard FG (6:31)  
(4 plays, -7 yards, 1:32 elapsed)
- KSU** Justin Swift 16-yard pass from Michael Bishop/Gramatica PAT (2:02)  
(7 plays, 51 yards, 3:28 elapsed)

#### 2nd Quarter

- A&M** Russell Bynum 25-yard FG (11:00)  
(12 plays, 72 yards, 6:02 elapsed)
- KSU** Darnell McDonald 66-yard pass from Bishop/Gramatica PAT (10:37)  
(1 play, 66 yards, 0:23 elapsed)
- A&M** Bynum 26-yard FG (4:16)  
(10 plays, 76 yards, 6:21 elapsed)

#### 3rd Quarter

- A&M** Ja'Mar Toombs 2-yard run/pass failed (8:42)  
(7 plays, 57 yards, 1:50 elapsed)
- KSU** Gramatica 45-yard FG (4:31)  
(8 plays, 49 yards, 4:11 elapsed)
- KSU** Bishop 5-yard run/Gramatica PAT (0:40)  
(5 plays, 49 yards, 2:05 elapsed)

#### 4th Quarter

- A&M** Leroy Hodge 13-yard pass from Brannon Stewart/Bynum PAT (9:20)  
(10 plays, 78 yards, 2:33 elapsed)
- A&M** Sirr Parker 9-yard pass from Stewart/Parker pass from Stewart (1:05)  
(4 plays, 35 yards, 1:21 elapsed)

#### Overtime

- A&M** Bynum 18-yard FG (6 plays, 24 yards)
- KSU** Gramatica 22-yard FG (5 plays, 21 yards)
- KSU** Gramatica 25-yard FG (6 plays, 17 yards)
- A&M** Parker 32-yard pass from Stewart (3 plays, 25 yards)

# GAME #13

## #10 Texas A&M 36, #1 Kansas State 33

Dec. 5, 1998 ♦ Trans World Dome ♦ St. Louis, Mo.



The lights had been dimmed, and 60,798 fans had emptied out of the Trans World Dome as a handful of stadium workers began cleaning up and locking down. It was a typical scene with the exception of one worker who was charged with sweeping tiny pieces of tortilla chips off the artificial turf.

The once-oversized chips had been thrown on the field by overzealous Kansas State fans, anticipating a berth in the Tostitos Fiesta Bowl and a shot at the national title, at the end of the third quarter when their beloved Wildcats took a seemingly insurmountable 27-12 lead.

But now, only minuscule crumbs remained along the sidelines and back of the end zone. Apparently, the chips — like Kansas State's dreams — had been crushed and trampled by the Aggies during one of the wildest post-game celebrations, which followed perhaps the most fantastic finish, in the history of Texas A&M football.

Texas A&M 36, Kansas State 33. In double overtime.

With the entire college football world watching. Call it a "chip-shock" that will be forever revered at Texas A&M and will haunt the previously top-ranked Wildcats forever more.

It was a day — especially after Bob Toledo's defenseless UCLA Bruins had been upset by Miami — that was supposed to be all about the Wildcats. But instead, the day belonged to A&M, the team with the heart of a lion.

"This team has so much heart, and we've shown it all year long," said senior quarterback Brannon Stewart. "And once we got the momentum on our side, we knew we were going to win the football game."

That's not all the Aggies won. They also won their first outright conference title since 1993 and earned their first Sugar Bowl bid since 1939.

The Aggies blurred the entire Bowl Championship Series picture by displaying the resiliency and resolve that has characterized this entire season. A&M trailed 10-0 after one quarter, 17-3 early in the second and 27-12 one-third of the way through the fourth.

But every time it appeared the Wildcats had put the Aggies away, A&M came storming back. And when senior tailback Sirr Parker took a quick slant 32 yards for the game-winning touchdown in the second overtime, maroon mayhem broke loose.

"I've never been a part of anything like that," said junior tailback Dante Hall. Now, we get to take this party to New Orleans."

The Aggies are bound for Bourbon Street because of countless key plays turned in by numerous sources: Chris Taylor and Derrick Spiller each had four catches, totaling more 90 yards apiece. Matt Bumgardner made a spectacular catch that led to the tying score. After KSU held the Aggies to minus-35 yards rushing last year, Hall danced through the 'Cat defense one time after another.

Nguyen had 17 tackles and one key interception. Roylin Bradley had 13 stops and a key sack. Warrick Holdman forced two fumbles, including the critical one late in the fourth quarter. Toya Jones may have had the tackle of the day, and Rich Coady single-handedly destroyed several promising option plays.

Sophomore kicker Russell Bynum was 3-for-3 on field goal attempts. Punter Shane Lechler kept the ball away from lethal K-State returner David Allen all day long.

It certainly produced an incredible finish. Entering the fourth quarter, Stewart was just 4-of-11 for 89 yards and one interception. But he capped a 10-play, 78-yard drive with a 13-yard TD pass to

By Rusty Burson, 12th Man Magazine

Leroy Hodge to cut the lead to 27-19 with 9:20 left and then marched the Aggies from their own 10 to deep inside KSU territory on A&M's next drive.

The Aggies, however, appeared to lose their momentum and the game when Stewart's fourth-down attempt was batted down and the Wildcats took over with just over three minutes left in regulation.

"When we went back out there on defense, we didn't lose faith," Nguyen said. "We knew we had to make something happen on defense."

They did. Holdman stripped K-State QB Michael Bishop of the ball and Cornelius Anthony recovered at the KSU 35. Given another chance, Stewart made the Wildcats pay.

Stewart hit Parker on a 9-yard touchdown pass with 1:05 left to pull the Aggies within 27-25 and then hit Parker again on the two-point conversion to even it up.

"Once we got it tied," Campbell said, "there was no way we were going to let it slip away."

It came perilously close to slipping away on the game's final play. Bishop heaved a pass 70 yards in the air, which was batted around and caught by KSU's Everett Burnett at the A&M 1. But Jones prevented the touchdown when he drove Burnett backward.

In the first overtime, both teams traded field goals, and K-State had to settle for a field goal to begin the second OT. But things still didn't look bright for the Aggies, as A&M faced a third-and-17 from the 32.

That's when Stewart (11-of-20 for 235 yards in the fourth quarter and beyond) hit Parker, who raced toward the end zone and drug a tackler as he stretched the ball toward the goal line and hit the pylon.

"I'm 5-11, but on that play I was at least 6-foot, stretching out," Parker said.

On this day, Parker and all of his A&M teammates stood tall. In fact, the Aggies were soaring so high they probably didn't even need a plane flight to get back to College Station. Of course, the charter flight did make it much easier for the Aggies to carry back the Big 12 championship trophy that most people assumed had K-State's name written all over it.

### Game Statistics

Team Stats	A&M	KSU	Rushing
First Downs	25	23	A&M — Dante Hall, 27-113; Sirr Parker, 3-30; Ja'Mar Toombs, 5-9; Stewart, 6 (-24).
Rushing	7	11	KSU — Bishop, 28-101; Eric Hickson, 16-55; Aaron Lockett, 1-12; David Allen, 2-6; Frank Murphy, 1-4.
Passing	13	12	
Penalty	5	0	
Rushes/Net Yards	41/128	48/178	
Net Passing Yards	324	341	
Passes Comp/Att.	15/31	19/28	
Had Intercepted	1	1	
Total Offense	452	519	
Total Plays	72	76	
Per Play	6.3	6.8	
Fumbles/Lost	1/1	5/2	
Penalties/Yards	7/51	13/110	
Punts/Avg.	3/45.3	2/41.5	
Possession Time	28:16	31:44	
3rd-down Conv.	7-16	7-16	
4th-down Conv.	2-3	1-1	
Sacks by/Yards	2/26	5/25	
Passing			
A&M — Brannon Stewart, 15 of 31 for 324 yards, 3 TD, 1 INT.			
KSU — Michael Bishop, 19 of 28 for 341 yards, 2 TD, 1 INT.			
Receiving			
A&M — Chris Taylor, 4-99; Derrick Spiller, 4-92; Parker, 3-49; Matt Bumgardner, 1-36; Chris Cole, 1-31; Leroy Hodge, 1-13; Darren Brinkley, 1-4.			
KSU — Darnell McDonald, 6-140; Justin Swift, 6-81; Lockett, 3-32; Hickson, 2-29; Everett Burnett, 1-54; Brian Goolsby, 1-5.			
Interceptions			
A&M — Dat Nguyen, 1-10.			
KSU — Jeff Kelly, 1-1.			