

1991 TEXAS A&M FOOTBALL STATISTICS

(Regular Season Only)

TEAM STATISTICS

	A&M	OPP.			
TOTAL FIRST DOWNS	251	145			
Rushing	161	58			
Passing	84	67			
Penalty	6	20			
3rd Down: Made/Att.	70-161	36-160			
3rd Down Pct.	.435	.225			
4th Down: Made/Att.	3-9	6-15			
4th Down Pct.	.333	.400			
TOTAL NET YARDS	4804	2446			
Avg. Per Game	436.7	222.4			
Total Plays	847	683			
Avg. Per Play	5.7	3.6			
NET YARDS RUSHING	2850	946			
Avg. Per Game	259.1	86.0			
Total Rushes	633	393			
Avg. Per Rush	4.5	2.4			
NET YARDS PASSING	1954	1500			
Avg. Per Game	177.6	136.4			
Att./Comp.	214/104	290/129			
Pct. of Comp.	.486	.445			
Had Intercepted	12	14			
PUNTS/YARDS	53/2041	85/3446			
Avg. Per Punt	38.5	40.5			
Net Avg. Per Punt	36.2	35.5			
PENALTIES/YARDS	104/895	66/527			
FUMBLES/BALL LOST	24/11	33/17			
TOUCHDOWNS	52	20			
Rushing	34	13			
Passing	13	6			
Other	5	1			
SCORE BY QUARTERS	1	2	3	4	TOTAL
A&M TOTAL	130	142	86	44	402
Opp. Total	17	27	55	45	144

RUSHING

PLAYER	ATT.	YDS.	TD	AVG.	LP	YPG
Hill	240	1216	12	5.1	42	110.5
Richardson	103	448	10	4.3	41	44.8
McAfee	77	372	3	4.8	27	41.3
Carter	71	359	3	5.1	26	39.9
Thomas	60	294	3	4.9	38	29.4
Simmons	28	130	2	4.6	21	11.8
Groce	22	93	0	4.2	22	8.5
Biggens	7	7	0	1.0	7	0.7
Robinson	1	1	0	1.0	1	0.5
Emerson	1	0	0	0.0	0	0.0
Mitchell	1	-7	0	-7.0	-7	-0.6
Petty	8	-4	0	-0.5	7	-0.7
To Harrison	1	-11	0	-11.0	-11	-1.0
Granger	13	-48	1	-3.7	10	-5.3
A&M TOTAL	633	2850	34	4.5	42	259.1
Opp. Total	393	946	13	2.4	64	86.0

RECEIVING

PLAYER	NO.	YDS.	AVG.	TD	LP	RPG
To Harrison	31	577	18.6	6	49	2.8
Mitchell	19	519	27.3	4	61	1.7
R. Mathews	13	276	21.2	0	41	1.2
Biggens	8	116	14.5	0	25	0.8
Hill	8	121	15.1	0	43	0.7
Schorp	7	114	16.3	0	33	0.6
McKeehan	5	27	5.4	2	10	0.6
Sanders	3	38	12.7	0	17	0.4
Groce	3	47	15.7	1	22	0.3
Carter	3	36	12.0	0	14	0.3
Thomas	2	19	9.5	0	16	0.2
Richardson	1	38	38.0	0	38	0.1
McAfee	1	26	26.0	0	26	0.1
A&M TOTAL	104	1954	18.8	13	61	9.5
Opp. Total	129	1500	11.6	6	63	11.7

PASSING

PLAYER	ATT.	COM.	YDS.	PCT.	AVG./ATT.	TD	INT	LP	YPG	RTG
Granger	48	22	395	.458	8.3	5	2	61	43.9	141.0
Richardson	156	79	1492	.506	9.6	8	10	49	149.2	135.1
Petty	7	2	29	.286	4.1	0	0	19	4.8	—
Mitchell	2	1	38	.500	19.0	0	0	38	3.5	—
Emerson	1	0	0	.000	0.0	0	0	0	0.0	—
A&M TOTAL	214	104	1954	.486	9.1	13	12	61	177.6	133.9
Opp. Totals	290	129	1500	.445	5.2	6	14	63	136.4	85.5

TOTAL OFFENSE

PLAYER	PLAYS	RUSH	PASS	TOTAL	AVG.	LP	YPG
Richardson	259	448	1492	1940	7.5	49	194.0
Hill	240	1216	0	1216	5.1	42	110.5
A&M TOTAL	847	2850	1954	4804	5.7	61	436.7
Opp. Totals	683	946	1500	2446	3.6	64	222.4

TANDEM OFFENSE

PLAYER	RUSH/YDS.	REC./YDS.	PLAYS/YDS.	TD	YPG
Hill	240/1216	8/121	248/1337	12	121.6
To Harrison	1/-11	31/577	32/566	6	51.5
Richardson	103/448	1/38	104/486	10	48.6
Mitchell	1/-7	19/519	20/512	4	46.6
McAfee	77/372	1/26	78/398	3	44.2
Carter	71/359	3/36	74/395	3	43.9
Thomas	60/294	2/19	62/313	3	31.3

ALL-PURPOSE YARDS

PLAYER	RUSH/YDS.	REC./YDS.	PR/YDS.	KR/YDS.	PLAYS/YDS.	YPG
Hill	240/1216	8/121	0/0	1/16	249/1353	123.0
Harrison	1/-11	31/577	0/0	2/16	34/582	52.9
Thomas	60/294	2/19	0/0	2/40	64/353	35.3
Biggens	7/7	8/116	11/122	3/53	29/298	29.8
Simmons	28/130	0/0	0/0	10/181	38/311	28.3

SCORING

NAME	TD RUN	TD CATCH	OTHER YDS	FG	PAT	OTHER X-PT	SFT	TP	PPG
Venetoulis	0	0	0	13-18	49-50	0	0	88	8.0
Hill	12	0	0	0	0	0	0	72	6.6
Richardson	10	0	0	0	0	0	0	60	6.0
To Harrison	0	6	0	0	0	0	0	36	3.3
Mitchell	0	4	0	0	0	0	0	24	2.2
Carter	3	0	0	0	0	0	0	18	2.0
McAfee	3	0	0	0	0	0	0	18	2.0
Thomas	3	0	0	0	0	0	0	18	1.8
K. Smith	0	0	3	0	0	0	0	18	1.6
McKeehan	0	2	0	0	0	0	0	12	1.3
Simmons	2	0	0	0	0	0	0	12	1.1
Granger	1	0	0	0	0	0-1	0	6	0.7
Groce	0	1	0	0	0	0	0	6	0.6
Frazier	0	0	1	0	0	0	0	6	0.6
Buckley	0	0	1	0	0	0	0	6	0.6
Payne	0	0	0	0	0	0-1	0	0	0.0
A&M TOTALS	34	13	5	13-18	49-50	0-2	1	402	36.6
Opp. Totals	13	6	1	3-10	13-13	1-7	0	144	13.1

KICKOFF RETURNS

PLAYER	NO.	YDS.	AVG.	TD	LP
Thomas	2	40	20.0	0	25
Simmons	10	181	18.1	0	34
Biggens	3	53	17.7	0	33
Hill	1	16	16.0	0	16
To Harrison	2	16	8.0	0	16
Haynes	1	5	5.0	0	5
Groce	1	0	0.0	0	0
Bates	1	0	0.0	0	0
Sagraves	1	-3	-3.0	0	-3
A&M TOTALS	22	308	14.0	0	34
Opp. Totals	47	776	16.5	0	58

PUNT RETURNS

PLAYER	NO.	YDS.	AVG.	TD	LP
K. Smith	19	275	14.5	2	73
Biggens	11	122	11.1	0	29
Graham	1	29	29.0	0	29
Shorter	1	4	4.0	0	4
A&M TOTALS	32	430	13.4	2	73
Opp. Totals	26	123	4.7	0	11

FIELD GOAL ACCURACY

PLAYER	RANGE				TOTAL
	20-29	30-39	40-49	50+	
Venetoulis	6-6	2-4	5-8	0-0	13-18
A&M TOTALS	6-6	2-4	5-8	0-0	13-18
Opp. Totals	3-10				

*A&M blocked three (Frazier-2, Nealy-1)

INTERCEPTION RETURNS

PLAYER	NO.	YDS.	AVG.	TD	LP	IPG
Bates	4	37	9.3	0	16	0.4
Vincent	3	34	11.3	0	32	0.3
K. Smith	2	2	1.0	0	2	0.2
Frazier	1	27	27.0	1	27	0.1
Juckley	1	19	19.0	1	19	0.1
Nealy	1	6	6.0	0	6	0.1
Hendricks	1	2	2.0	0	2	0.1
Adams	1	0	0.0	0	0	0.0
A&M TOTALS	14	127	9.1	2	32	1.3
Opp. Totals	12	185	15.4	0	39	1.1

PUNTING

PLAYER	NO.	YDS.	AVG.	NET	LP
D. Davis	52	2035	39.1	36.8	72
Team	1	6	6.0	6.0	6
A&M TOTALS	53	2041	38.5	36.2	72
Opp. Totals	85	3446	40.5	35.5	66

*A&M blocked three against SMU

FINAL 1991 DEFENSIVE STATISTICS


PLAYER	TAC	UT	AT	FR	FC	INT	QBP	QBS/YDS	TFL/YDS.	PBU	HI/OPPONENT
Atkinson, J. (ILB)	95	61	34	0	1	0	1	7/32	7/19	2	15/USL
Coryatt, Q. (ILB)	92	59	33	1	1	0	2	4.5/36	6/10	3	14/ARK
Bates, P. (FS)	64	48	16	0	3	4	0	0/0	1/4	3	13/Rice
Buckley, M. (OLB)	56	33	23	4	2	1	16	13/99	4/11	0	9/Baylor
Crooms, C. (SS)	51	34	17	1	0	0	0	1/3	2/6	5	7/Texas
Wheeler, M. (NG)	41	17	24	0	1	0	3	4.5/28	2/4	2	11/Baylor
England, E. (DE)	39	20	19	0	0	0	5	4/31	8/14	1	6/Rice
Adams, S. (DE)	35	24	11	0	1	1	10	5.5/51	5/10	2	6/Tech
Smith, K. (CB)	34	22	12	2	3	2	0	0/0	1/2	9	7/USL
Henry, P. (NG)	32	21	11	0	0	0	1	4/36	4/7	0	5/three
Teichelman, L. (DE)	30	16	14	2	1	0	4	2/14	4/12	2	4/three
Frazier, D. (CB)	22	18	4	3	0	1	0	0/0	0/0	13	6/UH
Nealy, O. (OLB)	21	11	10	2	0	1	2	2/13	2/3	0	5/Baylor
Graham, R. (ILB)	19	13	6	1	1	0	0	1/13	0/0	0	5/Baylor
Haynes, M. (CB)	17	10	7	1	0	0	0	0/0	0/0	1	4/LSU/RU
Solari, S. (OLB)	16	10	6	0	2	0	2	3/14	1/10	0	6/Texas
Burrell, C. (OLB)	15	9	6	0	0	0	0	0/0	0/0	0	4/Rice
Vincent, K. (CB)	15	11	4	0	1	3	0	0/0	0/0	3	5/UH
Chatham, K. (DE)	13	8	5	0	1	0	0	1/5	0/0	1	4/TT
White, J. (CB)	11	4	7	0	0	0	0	0/0	0/0	1	3/SMU
Bradberry, R. (FS)	10	6	4	0	0	0	0	0/0	0/0	0	2/Baylor
Jackson, L. (OLB)	8	4	4	0	0	0	0	0/0	0/0	0	2/three
Webb, J. (OLB)	8	4	4	0	1	0	1	1.5/9	1/1	0	2/three
Lewis, T. (ILB)	7	6	1	0	0	0	0	1/9	0/0	0	3/USL
Maxfield, K. (CB)	6	3	3	0	0	0	0	0/0	0/0	0	3/Baylor
Shorter, A. (OLB)	6	6	0	0	0	0	0	0/0	0/0	0	2/ARK
Hendricks, M. (CB)	5	1	4	0	0	1	0	0/0	0/0	0	2/SMU
Kenney, S. (CB)	5	3	2	0	0	0	0	0/0	0/0	1	2/SMU
Wallace, L. (DL)	1	1	0	0	0	0	0	1/5	0/0	0	1/SMU

12TH MAN KICKOFF TEAM LEADERS

PLAYER	TAC	UT	AT	FR	FC
Elliott, Jay	1	1	0	0	0
Sanders, Scot	1	1	0	0	0
Bishop, Trent	1	1	0	0	0
Mills, Derek	1	0	1	0	0

TEAM DEFENSIVE LEADERS

BIG PLAYS:	Buckley	40
PBU:	Frazier	13
UT:	Atkinson	61
AT:	Atkinson	34
FR:	Buckley	4
FC:	Bates, Smith	3
INT:	Bates	4
QBP:	Buckley	16
QBS:	Buckley	13
TFL:	England	8



Aggie fans are among the most loyal anywhere.

INDIVIDUAL SUPERLATIVES

(Regular Season Only)

OFFENSE

LONGEST RUN FROM SCRIMMAGE: 42 yards, Greg Hill vs. Texas Tech
LONGEST PASS: 61 yards, Jeff Granger to Brian Mitchell vs. Tulsa
LONGEST TD PASS: 61 yards, Jeff Granger to Brian Mitchell vs. Tulsa
LONGEST KO RETURN: 34 yards, Randy Simmons vs. SMU
LONGEST PUNT RETURN: 73 yards, Kevin Smith vs. Texas
LONGEST INTERCEPTION RETURN: 32 yards, Kary Vincent vs. SMU
LONGEST FIELD GOAL: 44 yards, Terry Venetoulis vs. USL
LONGEST PUNT: 72 yards, David Davis vs. Arkansas
LONGEST SCORING DRIVE (YARDS): 98 yards (14 plays/6:31) vs. Rice
LONGEST SCORING DRIVE (PLAYS): 15 plays (82 yards/7:10) vs. Baylor
MOST RUSHING ATTEMPTS: 30, Greg Hill vs. LSU
MOST RUSHING YARDS: 212, Greg Hill vs. LSU
MOST PASS ATTEMPTS: 28, Jeff Granger vs. Tulsa
MOST PASS COMPLETIONS: 16, Bucky Richardson vs. TCU
MOST PASSING YARDS: 321, Bucky Richardson vs. TCU
MOST PASS RECEPTIONS: 7, Tony Harrison vs. Tulsa
MOST YARDS RECEIVING: 144, Tony Harrison vs. TCU (6 rec.)
MOST YARDS TOTAL OFFENSE: 359, Bucky Richardson vs. Rice (231p/128r)
MOST ALL-PURPOSE YARDS: 184, Greg Hill vs. Houston (160 rush, 8 rec., 16 kr)
MOST TANDEM YARDS: 168, Greg Hill vs. Houston (160 rush, 8 rec.)
MOST POINTS SCORED: 18, Bucky Richardson vs. Texas Tech

DEFENSE

MOST TOTAL TACKLES: 15, Jason Atkinson vs. USL
MOST SOLO TACKLES: 12, Patrick Bates vs. Rice
MOST ASSISTED TACKLES: 9, Mark Wheeler vs. Baylor
MOST TACKLES FOR LOSSES: 3, Jason Atkinson vs. Houston; Quentin Coryatt vs. Arkansas; Lance Teichelman vs. USL
MOST TFL YARDAGE: 11, Lance Teichelman vs. USL
MOST QB SACKS: 3, Marcus Buckley vs. Texas Tech; Mark Wheeler vs. Houston
MOST QB SACK YARDAGE: 27, Marcus Buckley vs. Texas Tech
MOST QB PRESSURES: 5, Marcus Buckley vs. Houston
MOST PASSES BROKEN UP: 4, Derrick Frazier vs. Texas Tech
MOST FUMBLES RECOVERED: 2, Kevin Smith vs. USL
MOST FUMBLES CAUSED: 1, by several players
MOST BIG PLAYS: 9, Marcus Buckley vs. Houston



LANCE TEICHELMAN had three tackles for losses of 11 yards against USL.



DAVID DAVIS nailed a 72-yard punt against Arkansas

TEAM HIGHS AND LOWS

(Regular Season Only)

OFFENSE

	HIGH	LOW
POINTS SCORED	65 vs. SMU	13 vs. Arkansas
FIRST DOWNS	33 vs. TCU	14 vs. Tulsa
BY RUSHING	21 vs. SMU	6 vs. Tulsa
BY PASSING	15 vs. TCU	4 vs. Houston
BY PENALTY	2 vs. USL/Tech	0 vs. seven opponents
RUSHING ATTEMPTS	72 vs. SMU	43 vs. Tulsa
RUSHING YARDS	409 vs. LSU	108 vs. Tulsa
PASSING YARDS	321 vs. TCU	81 vs. Texas
PASS ATTEMPTS	28 vs. Tulsa/USL	13 vs. Arkansas
PASS COMPLETIONS	16 vs. TCU	6 vs. three opponents
HAD INTERCEPTED	2 vs. four opponents	0 vs. three opponents
OFFENSIVE PLAYS	90 vs. TCU	66 vs. Texas
TOTAL NET YARDS	594 vs. TCU	210 vs. Texas
AVG. PER PLAY	7.2 vs. Rice	3.2 vs. Texas
RETURN YARDS	105 vs. USL	11 vs. Baylor
FUMBLES	4 vs. Tulsa/TCU	0 vs. SMU
FUMBLES LOST	2 vs. three opponents	0 vs. three opponents
TOTAL TURNOVERS	4 vs. Tulsa	0 vs. SMU
PENALTIES	14 vs. Texas Tech	4 vs. Arkansas
YARDS PENALIZED	139 vs. Texas Tech	36 vs. Arkansas
PUNTS	8 vs. Tulsa/UH	1 vs. TCU
PUNTING AVERAGE	45.8 vs. Arkansas	24.3 vs. SMU

DEFENSE

	HIGH	LOW
POINTS ALLOWED	35 vs. Tulsa	3 vs. Arkansas
FIRST DOWNS	18 vs. four opponents	6 vs. Arkansas
BY RUSHING	10 vs. Tulsa	1 vs. LSU/TCU
BY PASSING	12 vs. UH/Tech	0 vs. Arkansas
BY PENALTY	4 vs. Tech/Texas	0 vs. LSU/Ark.
RUSHING ATTEMPTS	46 vs. Baylor	26 vs. LSU/SMU
RUSHING YARDS	240 vs. Tulsa	8 vs. Texas Tech
PASSING YARDS	247 vs. Houston	0 vs. Arkansas
TOTAL NET YARDS	427 vs. Tulsa	117 vs. SMU
AVG. PER PLAY	6.8 vs. Tulsa	2.1 vs. SMU
RETURN YARDS	62 vs. TCU	-3 vs. LSU
FUMBLES CAUSED	8 vs. Texas Tech	0 vs. LSU/SMU
FUMBLES RECOVERED	5 vs. USL	0 vs. LSU/TCU/SMU
PASS INTERCEPTIONS	3 vs. LSU/Houston	0 vs. USL/Ark.
OFFENSIVE PLAYS	77 vs. Houston	44 vs. Arkansas

1991 GAME-BY-GAME STATISTICS

RUSHING OFFENSE

	ATT.	NET YARDS	AVG.	TD
Louisiana State	63	409	6.5	5
Tulsa	43	108	2.5	1
SW Louisiana	47	223	4.7	1
Texas Tech	66	322	4.9	4
Baylor	52	218	4.2	4
Houston	50	249	5.0	3
Rice	56	325	5.8	4
TCU	63	273	4.3	3
Arkansas	63	249	4.0	1
SMU	72	355	4.9	6
Texas	51	129	2.5	2

TOTAL	626	2860	4.6	34
Florida State (Cotton Bowl)	42	123	2.9	0

PASSING OFFENSE

	C/ A/ I	YARDS	TD
Louisiana State	7/ 14/ 0	115	1
Tulsa	13/ 28/ 2	255	4
SW Louisiana	10/ 28/ 2	162	2
Texas Tech	6/ 15/ 0	121	0
Baylor	10/ 19/ 1	220	0
Houston	7/ 17/ 2	108	1
Rice	12/ 21/ 1	231	0
TCU	16/ 27/ 1	321	2
Arkansas	6/ 13/ 1	128	0
SMU	11/ 17/ 0	212	3
Texas	6/ 15/ 2	81	0

TOTAL	104/ 214/ 12	1954	13
Florida State (Cotton Bowl)	6/ 24/ 2	57	0

TOTAL OFFENSE

	PLAYS	NET YARDS
Louisiana State	77	524
Tulsa	71	363
SW Louisiana	75	385
Texas Tech	81	443
Baylor	71	438
Houston	67	357
Rice	77	556
TCU	90	594
Arkansas	76	367
SMU	89	567
Texas	66	210

TOTAL	840	4804
Florida State (Cotton Bowl)	66	180

FUMBLES/LOST

	A&M	OPP
Louisiana State	3/2	0/0
Tulsa	4/2	3/3
SW Louisiana	1/0	5/5
Texas Tech	1/1	8/2
Baylor	2/1	4/2
Houston	2/1	2/2
Rice	2/1	4/1
TCU	4/2	1/0
Arkansas	2/1	2/1
SMU	0/0	0/0
Texas	3/0	4/1

TOTAL	24/ 11	33/ 17
Florida State (Cotton Bowl)	7/ 6	3/1

RUSHING DEFENSE

	ATT.	NET YARDS	AVG.	TD
Louisiana State	26	31	1.2	0
Tulsa	41	240	5.9	3
SW Louisiana	39	107	2.7	1
Texas Tech	29	8	0.3	1
Baylor	46	141	3.1	2
Houston	30	30	1.0	2
Rice	43	103	2.4	1
TCU	28	25	0.9	1
Arkansas	41	121	3.0	0
SMU	26	26	1.0	0
Texas	44	114	2.6	2

TOTAL	393	946	2.4	13
Florida State (Cotton Bowl)	48	188	3.9	1

PASSING DEFENSE

	C/ A/ I	YARDS	TD
Louisiana State	15/ 35/ 3	166	1
Tulsa	10/ 21/ 1	187	2
SW Louisiana	11/ 23/ 0	127	0
Texas Tech	17/ 35/ 1	212	0
Baylor	11/ 24/ 1	102	0
Houston	22/ 47/ 3	247	0
Rice	12/ 24/ 1	153	2
TCU	14/ 32/ 2	164	0
Arkansas	0/ 3/ 0	0	0
SMU	11/ 31/ 1	91	1
Texas	6/ 15/ 1	51	0

TOTAL	129/ 290/ 14	1500	6
Florida State (Cotton Bowl)	14/ 32/ 4	92	0

TOTAL DEFENSE

	PLAYS	NET YARDS
Louisiana State	61	197
Tulsa	63	427
SW Louisiana	62	234
Texas Tech	64	220
Baylor	70	243
Houston	77	277
Rice	67	256
TCU	60	189
Arkansas	44	121
SMU	56	117
Texas	59	165

TOTAL	683	2446
Florida State (Cotton Bowl)	80	280

PENALTIES/YARDS

	A&M	OPP
Louisiana State	10/54	7/47
Tulsa	11/100	3/25
SW Louisiana	8/70	6/50
Texas Tech	14/139	4/40
Baylor	13/129	7/59
Houston	12/96	9/91
Rice	10/80	4/25
TCU	9/75	8/53
Arkansas	4/36	4/31
SMU	8/78	9/71
Texas	5/38	5/35

TOTAL	104/ 895	66/ 527
Florida State (Cotton Bowl)	6/50	11/77

1991 INDIVIDUAL GAME-BY-GAME STATISTICS

(* — Bowl statistics not included in season and career statistics)

RUSHING

BUCKY RICHARDSON

GAME	ATT.	GAIN	LOST	NET	AVG	TD	LP
Louisiana State	3	21	0	21	7.0	0	13
Tulsa	Did Not Play (Injured Foot)						
SW Louisiana	6	28	0	28	4.7	0	8
Texas Tech	12	83	7	76	6.3	3	25
Baylor	7	42	0	42	6.0	2	21
Houston	13	22	27	-5	-0.4	0	9
Rice	18	142	14	128	7.1	2	41
TCU	7	27	0	27	3.9	2	14
Arkansas	19	103	20	83	4.4	1	22
SMU	10	49	16	33	3.3	0	11
Texas	8	26	11	15	1.9	0	14
*Florida State	9	22	17	5	0.6	0	6
SEASON	103	543	95	448	4.3	10	41
CAREER	370	2409	314	2095	5.7	30	82
BOWLS (3)	34	247	27	220	6.5	4	34

GREG HILL

GAME	ATT.	GAIN	LOST	NET	AVG	TD	LP
Louisiana State	30	216	4	212	7.1	2	35
Tulsa	25	127	2	125	5.0	1	21
SW Louisiana	11	70	1	69	6.3	1	14
Texas Tech	24	137	0	137	5.7	1	42
Baylor	27	94	6	88	3.3	1	19
Houston	25	160	0	160	6.4	2	24
Rice	18	109	0	109	6.1	1	22
TCU	19	117	2	115	6.1	0	21
Arkansas	25	70	23	47	1.9	0	9
SMU	12	92	4	88	7.3	1	25
Texas	24	69	3	66	2.8	2	8
*Florida State	14	79	8	71	5.1	0	39
SEASON	240	1261	45	1216	5.1	12	42
CAREER	240	1261	45	1216	5.1	12	42
BOWLS (1)	14	79	8	71	5.1	0	39

KEITH MCAFEE

GAME	ATT.	GAIN	LOST	NET	AVG	TD	LP
Louisiana State	Did Not Play						
Tulsa	Did Not Play						
SW Louisiana	14	97	8	89	6.4	0	20
Texas Tech	16	63	0	63	3.9	0	11
Baylor	8	34	1	33	4.1	0	22
Houston	6	41	7	34	5.7	1	27
Rice	5	26	0	26	5.2	0	11
TCU	2	1	0	1	0.5	0	1
Arkansas	10	45	0	45	4.5	0	14
SMU	15	76	7	69	4.6	2	13
Texas	1	12	0	12	12.0	0	12
*Florida State	5	20	1	19	3.8	0	8
SEASON	77	395	23	372	4.8	3	27
CAREER	213	1071	72	999	4.7	7	42
BOWLS (3)	24	146	8	138	5.8	2	31

DOUG CARTER

GAME	ATT.	GAIN	LOST	NET	AVG	TD	LP
Louisiana State	4	50	0	50	12.5	0	26
Tulsa	Did Not Play						
SW Louisiana	Did Not Play						
Texas Tech	7	36	0	36	5.1	0	11
Baylor	2	11	0	11	5.5	1	8
Houston	12	59	0	59	4.9	0	9
Rice	5	24	0	24	4.8	1	12
TCU	11	40	2	38	3.5	0	15
Arkansas	8	52	0	52	6.5	0	18
SMU	10	57	0	57	5.7	1	15
Texas	12	32	0	32	2.7	0	11
*Florida State	7	22	0	22	3.1	0	6
SEASON	71	361	2	359	5.1	3	26
CAREER	101	516	5	511	5.1	4	26
BOWLS (2)	13	49	0	49	3.8	0	8

RODNEY THOMAS

GAME	ATT.	GAIN	LOST	NET	AVG	TD	LP
Louisiana State	12	84	3	81	6.8	1	38
Tulsa	5	22	0	22	4.4	0	7
SW Louisiana	7	33	0	33	4.7	0	9
Texas Tech	5	11	0	11	2.2	0	5
Baylor	2	18	0	18	9.0	0	18
Houston	Did Not Play						
Rice	3	5	5	0	0.0	0	5
TCU	10	49	0	49	4.9	1	15
Arkansas	1	12	0	12	12.0	0	12
SMU	12	69	5	64	5.3	1	16
Texas	3	4	0	4	1.3	0	3
*Florida State	2	0	4	-4	-2.0	0	-2
SEASON	60	307	13	294	4.9	3	38
CAREER	60	307	13	294	4.9	3	38
BOWLS (1)	2	0	4	-4	-2.0	0	-2

RANDY SIMMONS

GAME	ATT.	GAIN	LOST	NET	AVG	TD	LP
Louisiana State	4	32	0	32	8.0	1	12
Tulsa	4	8	2	6	1.5	0	6
SW Louisiana	4	15	2	13	3.3	0	9
Texas Tech	1	0	1	-1	-1.0	0	-1
Baylor	2	21	0	21	10.5	0	21
Houston	1	1	0	1	1.0	0	1
Rice	3	8	0	8	2.7	0	4
TCU	4	26	2	24	6.0	0	12
Arkansas	Did Not Play						
SMU	4	20	0	20	5.0	1	10
Texas	1	6	0	6	6.0	0	6
*Florida State	4	19	0	19	4.8	0	11
SEASON	28	137	7	130	4.6	2	21
CAREER	140	792	38	754	5.4	9	73
BOWLS (3)	18	75	0	75	4.2	1	16

PASSING

BUCKY RICHARDSON

GAME	COMP	ATT	PCT.	INT	YARDS	TD	LP
Louisiana State	1	1	1.000	0	7	0	7
Tulsa	Did Not Play (Injured Foot)						
SW Louisiana	9	24	.375	2	152	2	23
Texas Tech	6	13	.462	0	121	0	39
Baylor	9	15	.600	1	182	0	47
Houston	7	17	.412	2	108	1	48
Rice	12	21	.571	1	231	0	47
TCU	16	25	.640	1	321	2	49
Arkansas	6	13	.462	1	128	0	43
SMU	7	12	.583	0	161	3	46
Texas	6	15	.400	2	81	0	33
*Florida State	6	24	.250	2	57	0	17
SEASON	79	156	.506	10	1492	8	49
CAREER	196	405	.484	23	3039	14	55
BOWLS (3)	17	44	.386	2	275	1	55

JEFF GRANGER

GAME	COMP	ATT	PCT.	INT	YARDS	TD	LP
Louisiana State	5	8	.625	0	89	1	41
Tulsa	13	28	.464	2	255	4	61
SW Louisiana	0	2	.000	0	0	0	0
Texas Tech	0	2	.000	0	0	0	0
Baylor	0	1	.000	0	0	0	0
Houston	Did Not Play						
Rice	0	0	.000	0	0	0	0
TCU	0	2	.000	0	0	0	0
Arkansas	Did Not Play						
SMU	4	5	.800	0	51	0	17
Texas	0	0	.000	0	0	0	0
*Florida State	Did Not Play						
SEASON	22	48	.458	2	395	5	61
CAREER	22	48	.458	2	395	5	61
BOWLS (0)	0	0	.000	0	0	0	—

RECEIVING

TONY HARRISON

GAME	NO.	YARDS	AVG.	TD	LP
Louisiana State	2	26	13.0	0	19
Tulsa	7	125	17.9	2	28
SW Louisiana	3	54	18.0	2	22
Texas Tech	0	0	0.0	0	0
Baylor	3	41	13.7	0	22
Houston	2	25	12.5	0	14
Rice	2	51	25.5	0	32
TCU	6	144	24.0	1	49
Arkansas	1	23	23.0	0	23
SMU	3	71	23.7	1	46
Texas	2	17	8.5	0	9
*Florida State	2	27	13.5	0	17
SEASON	31	577	18.6	6	49
CAREER	36	641	17.8	6	49
BOWLS (2)	3	49	16.3	0	22

RYAN MATHEWS

GAME	NO.	YARDS	AVG.	TD	LP
Louisiana State	1	41	41.0	0	41
Tulsa	0	0	0.0	0	0
SW Louisiana	0	0	0.0	0	0
Texas Tech	1	20	20.0	0	20
Baylor	0	0	0.0	0	0
Houston	1	13	13.0	0	13
Rice	4	71	17.8	0	26
TCU	5	108	21.6	0	32
Arkansas	1	23	23.0	0	23
SMU	0	0	0.0	0	0
Texas	0	0	0.0	0	0
*Florida State	1	10	10.0	0	10
SEASON	13	276	21.2	0	41
CAREER	13	276	21.2	0	41
BOWLS (1)	1	10	10.0	0	10

BRIAN MITCHELL

GAME	NO.	YARDS	AVG.	TD	LP
Louisiana State	0	0	0.0	0	0
Tulsa	2	88	44.0	1	61
SW Louisiana	1	13	13.0	0	13
Texas Tech	2	67	33.5	0	39
Baylor	4	99	24.8	0	47
Houston	2	59	29.5	0	48
Rice	1	47	47.0	0	47
TCU	3	44	14.7	1	18
Arkansas	1	26	26.0	0	26
SMU	3	76	25.3	2	30
Texas	0	0	0.0	0	0
*Florida State	1	3	3.0	0	3
SEASON	19	519	27.3	4	61
CAREER	19	519	27.3	4	61
BOWLS (1)	1	3	3.0	0	3

WILBERT BIGGENS

GAME	NO.	YARDS	AVG.	TD	LP
Louisiana State	0	0	—	0	—
Tulsa	0	0	—	0	—
SW Louisiana	1	23	23.0	0	23
Texas Tech	0	0	—	0	—
Baylor	2	42	21.0	0	25
Houston	0	0	—	0	—
Rice	3	43	14.3	0	23
TCU	0	0	—	0	—
Arkansas	0	0	—	0	—
SMU	2	8	4.0	0	6
Texas	0	0	—	0	—
*Florida State	0	0	—	0	—
SEASON	8	116	14.5	0	25
CAREER	8	116	14.5	0	25
BOWLS (1)	0	0	—	0	—

GREG HILL

GAME	NO.	YARDS	AVG.	TD	LP
Louisiana State	0	0	—	0	—
Tulsa	2	21	10.5	0	21
SW Louisiana	1	18	18.0	0	18
Texas Tech	0	0	—	0	—
Baylor	0	0	—	0	—
Houston	1	8	8.0	0	8
Rice	0	0	—	0	—
TCU	0	0	—	0	—
Arkansas	2	51	25.5	0	43
SMU	0	0	—	0	—
Texas	2	23	11.5	0	12
*Florida State	2	17	8.5	0	11
SEASON	8	121	15.1	0	43
CAREER	8	121	15.1	0	43
BOWLS (1)	2	17	8.5	0	11

GREG SCHORP

GAME	NO.	YARDS	AVG.	TD	LP
Louisiana State	0	0	—	0	—
Tulsa	0	0	—	0	—
SW Louisiana	1	25	25.0	0	25
Texas Tech	2	30	15.0	0	23
Baylor	0	0	—	0	—
Houston	0	0	—	0	—
Rice	1	10	10.0	0	10
TCU	1	11	11.0	0	11
Arkansas	1	5	5.0	0	5
SMU	0	0	—	0	—
Texas	1	33	33.0	0	33
*Florida State	0	0	—	0	—
SEASON	7	114	16.3	0	33
CAREER	9	125	13.9	0	33
BOWLS (1)	0	0	—	0	—

KICKOFF RETURNS

RANDY SIMMONS

GAME	NO.	YARDS	AVG.	TD	LP
Louisiana State	0	0	—	0	—
Tulsa	2	35	17.5	0	26
SW Louisiana	0	0	—	0	—
Texas Tech	0	0	—	0	—
Baylor	0	0	—	0	—
Houston	1	21	21.0	0	21
Rice	4	77	19.3	0	30
TCU	2	14	7.0	0	11
Arkansas	0	0	—	0	—
SMU	1	34	34.0	0	34
Texas	0	0	—	0	—
*Florida State	1	28	28.0	0	28
SEASON	10	181	18.1	0	34
CAREER	20	426	21.3	0	53
BOWLS (3)	3	87	29.0	0	33

WILBERT BIGGENS

GAME	NO.	YARDS	AVG.	TD	LP
Louisiana State	2	53	26.5	0	33
Tulsa	0	0	—	0	—
SW Louisiana	1	0	0.0	0	0
Texas Tech	0	0	—	0	—
Baylor	0	0	—	0	—
Houston	0	0	—	0	—
Rice	0	0	—	0	—
TCU	0	0	—	0	—
Arkansas	0	0	—	0	—
SMU	0	0	—	0	—
Texas	0	0	—	0	—
*Florida State	1	11	11.0	0	11
SEASON	3	53	17.7	0	33
CAREER	3	53	17.7	0	33
BOWLS (1)	1	11	11.0	0	11

PUNT RETURNS

KEVIN SMITH

GAME	NO.	YARDS	AVG.	TD	LP
Louisiana State	0	0	—	0	—
Tulsa	0	0	—	0	—
SW Louisiana	0	0	—	0	—
Texas Tech	3	23	7.7	0	11
Baylor	2	10	5.0	0	6
Houston	4	41	10.3	0	18
Rice	2	81	40.5	1	71
TCU	2	14	7.0	0	11
Arkansas	2	13	6.5	0	14
SMU	3	20	6.7	0	14
Texas	1	73	73.0	1	73
*Florida State	3	8	2.7	0	4
SEASON	19	275	14.5	2	73
CAREER	19	275	14.5	2	73
BOWLS (3)	3	8	2.7	0	4

WILBERT BIGGENS

GAME	NO.	YARDS	AVG.	TD	LP
Louisiana State	5	52	10.4	0	23
Tulsa	1	29	29.0	0	29
SW Louisiana	4	40	10.0	0	15
Texas Tech	0	0	—	0	—
Baylor	1	1	1.0	0	1
Houston	0	0	—	0	—
Rice	0	0	—	0	—
TCU	0	0	—	0	—
Arkansas	0	0	—	0	—
SMU	0	0	—	0	—
Texas	0	0	—	0	—
*Florida State	0	0	—	0	—
SEASON	11	122	11.1	0	29
CAREER	11	122	11.1	0	29
BOWLS (1)	0	0	—	0	—

PUNTING DAVID DAVIS

GAME	NO.	YARDS	AVG.	NET	LP
Louisiana State	6	259	43.2	34.5	59
Tulsa	8	261	32.6	19.6	52
SW Louisiana	4	167	41.8	38.0	47
Texas Tech	4	182	45.5	40.0	57
Baylor	5	186	37.2	34.2	49
Houston	8	334	41.8	38.3	56
Rice	3	125	41.7	39.7	51
TCU	1	30	30.0	30.0	30
Arkansas	5	229	45.8	42.8	72
SMU	3	91	30.3	27.0	43
Texas	5	171	34.2	34.2	44
*Florida State	9	357	39.7	37.9	50
SEASON	52	2035	39.1	36.8	72
CAREER	52	2035	39.1	36.8	72
BOWLS (1)	9	357	39.7	37.9	50

PLACEKICKING TERRY VENETOULIAS


GAME	FG-FGA	PCT.	LONG	X-PT/ATT	TP
Louisiana State	1-1	1.000	34	6-6	9
Tulsa	0-0	.000	—	4-4	4
SW Louisiana	2-3	.667	44	4-4	10
Texas Tech	3-3	1.000	43	4-4	13
Baylor	2-3	.667	41	4-4	10
Houston	0-1	.000	—	3-4	3
Rice	1-3	.333	26	5-5	8
TCU	1-1	1.000	22	5-5	8
Arkansas	2-2	1.000	41	1-1	7
SMU	0-0	.000	—	9-9	9
Texas	1-1	1.000	26	4-4	7
*Florida State	0-0	.000	—	0-0	0
SEASON	13-18	.722	44	49-50	88
CAREER	13-18	.722	44	49-50	88
BOWLS (1)	0-0	.000	—	0-0	0

1991 INDIVIDUAL DEFENSIVE STATISTICS

(* — Bowl statistics not included in season and career statistics)

JASON ATKINSON, ILB

GAME	TAC	UT	FR	FC	INT	QBS	QBP	TFL	PBU
Louisiana State	5	3	0	0	0	0	0	0	0
Tulsa	8	5	0	0	0	0	0	0	0
SW Louisiana	15	10	0	0	0	2	1	0	0
Texas Tech	5	2	0	0	0	0	0	0	0
Baylor	7	5	0	0	0	0	0	0	0
Houston	12	9	0	0	0	2	0	3	1
Rice	8	5	0	0	0	1	0	2	0
TCU	7	2	0	0	0	0	0	0	0
Arkansas	9	6	0	0	0	0	0	1	0
SMU	7	5	0	0	0	2	0	1	0
Texas	12	9	0	1	0	0	0	0	1
*Florida State	8	7	0	0	0	0	0	1	0
SEASON	95	61	0	1	0	7	1	7	2
CAREER	127	80	0	1	0	7	2	7	0
BOWLS (2)	8	7	0	0	0	0	0	1	0



JASON ATKINSON, LB

QUENTIN CORYATT, ILB

GAME	TAC	UT	FR	FC	INT	QBS	QBP	TFL	PBU
Louisiana State	9	5	0	0	0	0	1	0	0
Tulsa	6	3	0	0	0	1	0	0	0
SW Louisiana	Did Not Play (Injury)								
Texas Tech	6	3	0	1	0	0	0	0	1
Baylor	11	6	0	0	0	1	1	0	0
Houston	11	8	0	0	0	1	0	0	0
Rice	11	6	0	0	0	.5	0	1	0
TCU	7	5	0	0	0	0	0	1	2
Arkansas	14	10	1	0	0	0	0	3	0
SMU	5	4	0	0	0	0	0	1	0
Texas	12	9	0	0	0	2	0	0	0
*Florida State	15	10	0	0	0	1	0	2	0
SEASON	92	59	1	1	0	5.5	2	6	3
CAREER	184	115	3	2	0	8.5	2	8	4
BOWLS (2)	22	16	0	0	0	3	0	2	0

PATRICK BATES, FS

GAME	TAC	UT	FR	FC	INT	QBS	QBP	TFL	PBU
Louisiana State	7	4	0	0	2	0	0	0	0
Tulsa	8	6	0	0	0	0	0	0	1
SW Louisiana	4	3	0	0	0	0	0	0	0
Texas Tech	3	3	0	0	1	0	0	0	0
Baylor	9	7	0	1	0	0	0	0	1
Houston	4	2	0	0	1	0	0	0	1
Rice	13	12	0	1	0	0	0	1	0
TCU	4	3	0	0	0	0	0	0	0
Arkansas	7	5	0	1	0	0	0	0	0
SMU	2	2	0	0	0	0	0	0	0
Texas	3	1	0	0	0	0	0	0	0
*Florida State	5	3	0	0	2	0	0	0	0
SEASON	64	48	0	3	4	0	0	1	3
CAREER#	82	57	0	3	5	0	0	1	4
BOWLS (1)	5	3	0	0	2	0	0	0	0

#-includes 1989 season at UCLA

MARCUS BUCKLEY, OLB

GAME	TAC	UT	FR	FC	INT	QBS	QBP	TFL	PBU
Louisiana State	5	1	0	0	0	1	4	0	0
Tulsa	5	3	0	0	0	0	0	1	0
SW Louisiana	3	2	1	0	0	1	0	0	0
Texas Tech	6	4	1	1	0	3	0	1	0
Baylor	9	6	0	0	0	2	1	1	0
Houston	6	3	1	1	0	1	5	1	0
Rice	3	1	0	0	0	1	2	0	0
TCU	2	1	0	0	0	0	4	0	0
Arkansas	5	4	0	0	0	1	0	0	0
SMU	4	2	0	0	0	1	0	0	0
Texas	8	6	1	0	1	2	0	0	0
*Florida State	4	3	0	0	0	0	0	1	0
SEASON	56	33	4	2	1	13	16	4	0
CAREER	103	64	6	3	1	17	24	10	0
BOWLS (2)	4	3	0	0	0	0	0	1	0

CHRIS CROOMS, SS

GAME	TAC	UT	FR	FC	INT	QBS	QBP	TFL	PBU
Louisiana State	2	2	0	0	0	0	0	0	2
Tulsa	6	3	0	0	0	0	0	0	2
SW Louisiana	4	1	0	0	0	0	0	0	0
Texas Tech	6	5	0	0	0	0	0	1	0
Baylor	5	3	1	0	0	0	0	0	0
Houston	4	4	0	0	0	0	0	0	1
Rice	5	3	0	0	0	1	0	1	0
TCU	4	3	0	0	0	0	0	0	0
Arkansas	6	5	0	0	0	0	0	0	0
SMU	2	2	0	0	0	0	0	0	0
Texas	7	3	0	0	0	0	0	0	0
*Florida State	5	3	0	0	2	0	0	0	1
SEASON	51	34	1	0	0	1	0	2	5
CAREER	137	86	2	0	2	3	3	3	12
BOWLS (3)	18	11	0	0	2	0	0	0	4

MARK WHEELER, NG

GAME	TAC	UT	FR	FC	INT	QBS	QBP	TFL	PBU
Louisiana State	4	1	0	0	0	.5	0	0	1
Tulsa	3	2	0	0	0	0	0	1	0
SW Louisiana	0	0	0	0	0	0	0	0	0
Texas Tech	2	1	0	1	0	0	1	0	0
Baylor	11	2	0	0	0	0	0	1	0
Houston	3	3	0	0	0	3	2	0	1
Rice			Did Not Play (Injured)						
TCU	5	4	0	0	0	0	0	0	0
Arkansas	4	2	0	0	0	0	0	0	0
SMU	3	2	0	0	0	1	0	0	0
Texas	6	0	0	0	0	0	0	0	0
*Florida State	10	8	0	0	0	0	0	1	0
SEASON	41	17	0	1	0	4.5	3	2	2
CAREER	51	23	0	2	0	4.5	3	3	2
BOWLS (2)	10	8	0	0	0	0	0	1	0

ERIC ENGLAND, DE

GAME	TAC	UT	FR	FC	INT	QBS	QBP	TFL	PBU
Louisiana State	2	1	0	0	0	0	0	1	0
Tulsa	2	2	0	0	0	0	1	1	0
SW Louisiana	2	1	0	0	0	0	0	0	0
Texas Tech	3	1	0	0	0	0	0	0	0
Baylor	5	2	0	0	0	1	1	1	0
Houston	3	2	0	0	0	2	0	0	0
Rice	6	4	0	0	0	.5	0	1	1
TCU	5	3	0	0	0	0	2	2	0
Arkansas	5	1	0	0	0	0	0	1	0
SMU	2	1	0	0	0	0	1	1	0
Texas	4	2	0	0	0	.5	0	0	0
*Florida State	3	2	0	0	0	0	0	1	1
SEASON	39	20	0	0	0	4	5	8	1
CAREER	57	27	0	0	0	4	5	8	1
BOWLS (2)	3	2	0	0	0	0	0	1	1

SAM ADAMS, DE

GAME	TAC	UT	FR	FC	INT	QBS	QBP	TFL	PBU
Louisiana State	3	3	0	0	0	1	1	0	0
Tulsa	3	2	0	0	0	.5	0	0	0
SW Louisiana	3	1	0	0	0	0	0	1	0
Texas Tech	6	3	0	1	0	2	3	0	0
Baylor	2	1	0	0	1	0	1	0	0
Houston	3	3	0	1	0	1	2	0	1
Rice	2	2	0	0	0	0	2	1	1
TCU	3	2	0	0	0	1	1	2	0
Arkansas	3	2	0	0	0	0	0	0	0
SMU	2	1	0	0	0	0	0	1	0
Texas	5	4	0	0	0	0	0	0	0
*Florida State	6	4	0	0	0	0	0	0	1
SEASON	35	24	0	2	1	5.5	10	5	2
CAREER	35	24	0	2	1	5.5	10	5	2
BOWLS (1)	6	4	0	0	0	0	0	0	1

KEVIN SMITH, CB


GAME	TAC	UT	FR	FC	INT	QBS	QBP	TFL	PBU
Louisiana State	4	2	0	0	0	0	0	0	1
Tulsa	2	1	0	1	1	0	0	0	2
SW Louisiana	7	5	2	1	0	0	0	0	0
Texas Tech	4	3	0	0	0	0	0	0	0
Baylor	3	2	0	0	0	0	0	0	0
Houston	5	3	0	0	0	0	0	0	0
Rice	1	1	0	0	1	0	0	0	1
TCU	1	1	0	0	0	0	0	0	0
Arkansas	2	1	0	0	0	0	0	0	1
SMU	3	2	0	1	0	0	0	1	2
Texas	2	1	0	0	0	0	0	0	2
*Florida State	7	6	0	0	0	0	0	0	2
SEASON	34	22	2	3	2	0	0	1	9
CAREER	133	98	5	5	20	0	0	2	32
BOWLS (3)	17	13	2	0	0	0	0	1	5

NOTE: Listed rankings are the highest by AP or CNN/USA Today.

GAME #1 September 14, 1991
KYLE FIELD
 College Station, Texas

#18 TEXAS A&M 45 LOUISIANA STATE 7

TEXAS A&M



ATTENDANCE: 66,281

Redshirt freshman running back Greg Hill lived up to his pre-season billing as he rushed for 212 yards, the best total ever by a Division 1-A freshman running back in his first collegiate game, to lead the Aggies to a 45-7 swamping of the Louisiana State Tigers before 66,281 fans at Kyle Field and a Raycom regional television audience. Hill broke the previous record of 207 yards set by Baylor's Walter Abercrombie against the Aggies in 1978. With quarterback Bucky Richardson being injured early in the game, Hill and several teammates took up the slack. Kent Petty, Jeff Granger and Steve Emerson, Richardson's backup quarterbacks, combined to complete 6-of-13 passes for 108 yards and one touchdown with no interceptions. Granger, in particular, shined in his first action on the gridiron, as he completed 5-of-8 passes for 89 yards and ran for

Regional
 Telecast on
RAYCOM

another score. The Aggies' defensive domination of LSU was complete; the Tigers managed only 10 first downs (the fewest by an Aggie opponent since Texas Christian had only seven in a 74-10 A&M win in 1986) and totaled 31 yards on the ground and 197 yards of total offense.

LSU	0	0	7	0 - 7
TEXAS A&M	7	28	3	7 - 45

TEAM STATS

	A&M	LSU
First Downs	25	10
Total Net Yards	524	197
Offensive Plays	77	61
Yards Per Play	6.8	3.2
Rushes/Net Yards	63/409	26/31
Net Passing Yards	115	166
Passes Att./Comp.	14/7	35/15
Had Intercepted	0	3
Punts/Average	6/43.2	11/44.5
Return Yards	52	-3
Penalties/Yards	10/54	7/47
Fumbles/Lost	3/2	0/0
3rd Down Conv./Att.	4/12	3/15
Possession Time	36:06	23:54

SCORING

A&M: (1st Qtr./11:15) Hill 22-yard run (Venetoulas kick) [8 plays/67 yards/3:45 elapsed]
A&M: (2nd Qtr./14:10) Simmons 6-yard run (Venetoulas kick) [5 plays/51 yards/1:29 elapsed]
A&M: 2nd Qtr./7:53 Hill 7-yard run (Venetoulas kick) [5 plays/57 yards/2:35 elapsed]
A&M: (2nd Qtr./4:38) Granger 1-yard run (Venetoulas kick) [6 plays/58 yards/2:05 elapsed]
A&M: (2nd Qtr./4:22) Groce 5-yard pass from Granger (Venetoulas kick) [1 play/5 yards/0:05 elapsed]
LSU: (3rd Qtr./14:10) D. Williams 4-yard pass from Daigle (Huerkamp kick) [2 plays/5 yards/0:50 elapsed]
A&M: (3rd Qtr./3:18) Venetoulas 34-yard field goal [9 plays/75 yards/4:01 elapsed]

INDIVIDUAL RUSHING

A&M: Greg Hill, 30-212; Rodney Thomas, 12-81; Doug Carter, 4-50; Randy Simmons, 4-32; Bucky Richardson, 3-21; Jeff Granger, 4-19; Cliff Groce, 4-12; Kent Petty, 1(-7); Wilbert Biggens, 1(-11).
LSU: Vincent Fuller, 5-20; Odell Beckham, 6-13; Jesse Daigle, 2-7; James Jacquet, 4-6; Darrell Williams, 1-2; Germaine Williams, 1-2; Chad Loup, 4-1; Sammy Seamster, 1(-2); Brad Strohm, 2(-18).

INDIVIDUAL PASSING

A&M: Jeff Granger, 5 of 8 for 89 yards, 0 int. 1 TD; Kent Petty, 1 of 4 for 19 yards, 0 int. 0 TD; Bucky Richardson, 1 of 1 for 7 yards, 0 int. 0 TD; Steve Emerson, 0 of 1 for 0 yards, 0 int. 0 TD.
LSU: Brad Strohm, 6 of 11 for 71 yards, 0 int. 0 TD; Jesse Daigle, 6 of 16 for 68 yards, 2 int. 1 TD; Chad Loup, 3 of 8 for 27 yards, 1 int. 0 TD.

INDIVIDUAL RECEIVING

A&M: Ryan Matthews, 1-41; Cliff Groce, 2-27; Tony Harrison, 2-26; Chris Sanders, 1-11; James McKeehan, 1-10.
LSU: Todd Kinchen, 4-61; Wesley Jacob, 3-45; Germaine Williams, 2-27; Marcus Carter, 2-16; James Jacquet, 3-13; Darrell Williams, 1-4.

INTERCEPTIONS

A&M: Patrick Bates, 2-28; Otis Nealy, 1-6.
LSU: None.

GAME #2 September 21, 1991
SKELLY STADIUM
 Tulsa, Oklahoma

TULSA 35 #12 TEXAS A&M 34



ATTENDANCE: 30,122

Tulsa running back Chris Hughley ran for a career-best 231 yards and three touchdowns to lead the fired-up Golden Hurricane to a 35-34 comeback win over the Aggies before another Raycom regional television crowd. The Golden Hurricane trailed at halftime 28-10, but rallied for 25 second-half points. All four second-half Tulsa scoring drives took less than one minute as turnovers, dropped passes and busted assignments spelled defeat for A&M. The game was played before 30,122 at Skelly Stadium in Tulsa. The Aggies started an all-freshmen backfield and quarterback Jeff Granger threw four touchdown passes including a 61-yard effort to Brian Mitchell. Cornerback Kevin Smith intercepted a T.J. Rubley pass to break the all-time SWC record for interceptions.

Regional
 Telecast on
RAYCOM

TEAM STATS

	A&M	TU
First Downs	14	18
Total Net Yards	363	427
Offensive Plays	71	67
Yards Per Play	5.1	6.8
Rushes/Net Yards	43/108	41/240
Net Passing Yards	255	187
Passes Att./Comp.	28/13	22/10
Had Intercepted	2	1
Punts/Average	8/32.6	5/27.8
Return Yards	39	40
Penalties/Yards	11/100	3/25
Fumbles/Lost	4/2	3/2
3rd Down Conv./Att.	9/17	7/19
Possession Time	32:42	27:18

SCORING

A&M: (1st Qtr./11:18) McKeehan 1-yard pass from Granger (Venetoulas kick) [6 plays/33 yards/2:58 elapsed]
TU: (1st Qtr./9:07) Lange 40-yard field goal [5 plays/17 yards/2:11 elapsed]
A&M: (1st Qtr./5:24) Hill 21-yard run (Venetoulas kick) [7 plays/59 yards/3:43 elapsed]
A&M: (1st Qtr./1:44) Br. Mitchell 61-yard pass from Granger (Venetoulas kick) [2 plays/61 yards/0:48 elapsed]
TU: (2nd Qtr./10:01) Hughley 9-yard run (Lange kick) [9 plays/62 yards/4:35 elapsed]
A&M: (2nd Qtr./2:16) To. Harrison 13-yard pass from Granger (Venetoulas) [3 plays/20 yards/0:20 elapsed]
TU: (3rd Qtr./14:50) Hughley 10-yard run (Lange kick) [1 play/10 yards/0:05 elapsed]
TU: (3rd Qtr./10:18) Hughley 53-yard run (pass failed) [1 play/53 yards/0:08 elapsed]
TU: (3rd Qtr./9:27) Wacasey 6-yard pass from Matheson (run failed) [2 plays/6 yards/0:43 elapsed]
A&M: (3rd Qtr./1:33) To. Harrison 28-yard pass from Granger (run failed) [9 plays/66 yards/3:40 elapsed]
TU: (4th Qtr./2:47) Penn 63-yard pass from Rubley (run failed) [3 plays/96 yards/0:58 elapsed]

INDIVIDUAL RUSHING

A&M: Greg Hill, 25-125; Rodney Thomas, 5-22; Randy Simmons, 4-6; Cliff Groce, 3-5; Wilbert Biggens, 1(-7); Jeff Granger, 5(-43).
TU: Chris Hughley, 29-231; T.J. Rubley, 9-7; Mario Fair, 2-3; Ron Jackson, 1(-1).

INDIVIDUAL PASSING

A&M: Jeff Granger, 13 of 28 for 255 yards, 2 int. 4 TD.
TU: T.J. Rubley, 9 of 21 for 182 yards, 1 int. 1 TD; Mark Matheson, 1 for 1 for 5 yards, 0 int. 1 TD.

INDIVIDUAL RECEIVING

A&M: Tony Harrison, 7-125; Brian Mitchell, 2-88; Greg Hill, 2-21; Cliff Groce, 1-20; James McKeehan, 1-1.
TU: Chris Penn, 4-96; Mario Fair, 2-39; Brian Thompson, 2-33; Fallon Wacasey, 2-19.

INTERCEPTIONS

A&M: Kevin Smith, 1-2.
TU: Barry Minter, 1-17; James Blake, 1-5.

TEXAS A&M	21	7	6	0 - 34
TULSA	3	7	19	6 - 35

#24 TEXAS A&M 34 SW LOUISIANA 7

September 28, 1991
KYLE FIELD
College Station, Texas

#3
G
A
M
E


TEAM STATS	A&M	USL
First Downs	25	15
Total Net Yards	385	234
Offensive Plays	75	62
Yards Per Play	5.1	3.77
Rushes/Net Yards	47/223	39/107
Net Passing Yards	162	127
Passes Att./Comp.	28/10	23/11
Had Intercepted	2	0
Punts/Average	4/41.8	6/44.5
Return Yards	105	18
Penalties/Yards	8/70	6/50
Fumbles/Lost	1/0	5/5
3rd Down Conv./Att.	5/13	3/15
Possession Time	32:15	27:45

SCORING

A&M: (1st Qtr./11:11) Venetoulis 43-yard field goal [8 plays/30 yards/2:36 elapsed]
A&M: (2nd Qtr./10:24) Hill 2-yard run (Venetoulis kick) [13 plays/84 yards/6:19 elapsed]
A&M: (2nd Qtr./9:59) K. Smith 63-yard fumble return (Venetoulis kick) [No Drive]
A&M: (2nd Qtr./5:22) To. Harrison 11-yard pass from Richardson (Venetoulis kick) [1 plays/11 yards/0:05 elapsed]
A&M: (2nd Qtr./0:04) Venetoulis 44-yard field goal [8 play/40 yards/1:07 elapsed]
A&M: (3rd Qtr./8:23) To. Harrison 21-yard pass from Richardson (Venetoulis kick) [7 plays/70 yards/3:35 elapsed]
USL: (4th Qtr./14:34) T. Hayes 14-yard run (Cunningham kick) [10 plays/68 yards/5:01 elapsed]

The Aggie defense wanted to prove that it was still the "Wrecking Crew" and the Southwestern Louisiana Ragin' Cajuns happened to be the next opponent. The result was a 34-7 mauling in front of 52,271 at Kyle Field. The swarming Aggie defense recorded six sacks and recovered five fumbles, in limiting USL to 234 total yards. The Aggies turned four of the fumbles into 24 points, including a 63-yard fumble return for a touchdown by Thorpe Award candidate Kevin Smith. The Aggie offense, which saw the return of quarterback Bucky Richardson, generated 385 yards of total offense and moved the ball the entire night. The Aggies moved the ball well in the second half but only added seven more points. Richardson connected with Tony Harrison for a 24-yard touchdown pass to make it 34-0 midway thru the third quarter. USL scored its only touchdown in the fourth quarter on a 14-yard touchdown run by quarterback Tyjuan Hayes as many reserves saw action.

TEXAS A&M



ATTENDANCE: 56,271

INDIVIDUAL RUSHING

A&M: Greg Hill, 11-70; Bucky Richardson, 6-28; Randy Simmons, 4-13; Rodney Thomas, 7-33; Keith McAfee, 14-89; Cliff Groce, 2-6; Kent Petty, 1-1; Jeff Granger, 2-(-16).
USL: Tyjuan Hayes, 16-32; Isaac Benefield, 4-28; Steve Moeck, 4-24; Reginald Francois, 8-20; Damon Denaburg, 2-9; Tori Williams, 2-0; Greg Laxey, 3-(-6).

INDIVIDUAL RECEIVING

A&M: Tony Harrison, 3-54; Greg Schorp, 1-25; Wilbert Biggens, 1-23; Rodney Thomas, 2-19; Greg Hill, 1-18; Br. Mitchell, 1-13; Chris Sanders, 1-10.
USL: Wayde Butler, 6-82; Buck Moncla, 1-22; Charlie Forman, 1-13; Todd Thomas, 1-7; Steve Moeck, 2-3.

INDIVIDUAL PASSING

A&M: Bucky Richardson, 9 of 24 for 152 yards, 2 int. 2 TD; Jeff Granger, 0 of 2 for 0 yards, 0 int. 0 TD; Kent Petty, 1 of 2 for 10 yards, 0 int. 0 TD.
USL: Tyjuan Hayes, 10 of 21 for 109 yards, 0 int. 0 TD; Tori Williams, 1 of 2 for 18 yards, 0 int. 0 TD.

INTERCEPTIONS

A&M: None.
USL: Orlanda Thomas, 1-3; Charles Pool, 1-0.

USL	0	0	0	7-7
TEXAS A&M	3	24	7	0-34

#22 TEXAS A&M 37 TEXAS TECH 14

October 5, 1991
JONES STADIUM
Lubbock, Texas

#4
G
A
M
E

TEAM STATS	A&M	TT
First Downs	25	18
Total Net Yards	443	220
Offensive Plays	81	64
Yards Per Play	5.5	3.4
Rushes/Net Yards	66/330	29/8
Net Passing Yards	121	212
Passes Att./Comp.	15/6	35/17
Had Intercepted	0	1
Punts/Average	4/45.5	6/52.5
Return Yards	23	22
Penalties/Yards	14/139	4/40
Fumbles/Lost	1/1	8/2
3rd Down Conv./Att.	9/16	5/14
Possession Time	38:34	21:26

SCORING

A&M: (1st Qtr./9:34) Venetoulis 30-yard field goal [8 plays/52 yards/2:59 elapsed]
A&M: (1st Qtr./5:25) Richardson 1-yard run (Venetoulis kick) [6 plays/63 yards/2:20 elapsed]
A&M: (1st Qtr./0:17) Richardson 1-yard run (Venetoulis kick) [7 plays/45 yards/3:08 elapsed]
A&M: (2nd Qtr./1:05) Richardson 5-yard run (Venetoulis kick) [12 plays/80 yards/5:37 elapsed]
A&M: (3rd Qtr./8:51) Venetoulis 27-yard field goal [14 plays/71 yards/6:09 elapsed]
TT: (3rd Qtr./6:09) Sheffield 2-yard run (Elliott kick) [8 plays/65 yards/2:42 elapsed]
A&M: (3rd Qtr./1:55) Hill 42-yard run (Venetoulis kick) [4 plays/50 yards/0:34 elapsed]
A&M: (4th Qtr./9:08) Venetoulis 43-yard field goal [11 plays/37 yards/6:17 elapsed]
TT: (4th Qtr./2:47) Blackshear recovers fumble in endzone (Elliott kick) [5 plays/54 yards/0:55 elapsed]

The Aggie defense wanted to prove that it was still the "Wrecking Crew" and the Southwestern Louisiana Ragin' Cajuns happened to be the next opponent. The result was a 34-7 mauling in front of 52,271 at Kyle Field. The swarming Aggie defense recorded six sacks and recovered five fumbles, in limiting USL to 234 total yards. The Aggies turned four of the fumbles into 24 points, including a 63-yard fumble return for a touchdown by Thorpe Award candidate Kevin Smith. The Aggie offense, which saw the return of quarterback Bucky Richardson, generated 385 yards of total offense and moved the ball the entire night. The Aggies moved the ball well in the second half but only added seven more points. Richardson connected with Tony Harrison for a 24-yard touchdown pass to make it 34-0 midway thru the third quarter. USL scored its only touchdown in the fourth quarter on a 14-yard touchdown run by quarterback Tyjuan Hayes as many reserves saw action.



INDIVIDUAL RUSHING

A&M: Greg Hill, 24-137; Bucky Richardson, 12-73; Keith McAfee, 16-63; Doug Carter, 7-36; Rodney Thomas, 5-11; Kent Petty, 1-0; Randy Simmons, 1-(-1).
TT: Anthony Lynn, 7-12; Louis Sheffield, 4-10; Anthony McDowell, 2-2; Byron Morris, 3-24; Donald Marshall, 1-(-1); Jason Clemmons, 2-(-9); Jamie Gill, 2-(-14); Robert Hall, 8-(-16).

INDIVIDUAL RECEIVING

A&M: Brian Mitchell, 2-67; Greg Schorp, 2-30; R. Mathews, 1-20; James McKeckan, 1-4;
TT: Lloyd Hill, 5-106; Vincent Brandon, 3-44; Rodney Blackshear, 5-42; Byron Hooper, 1-22; Louis Sheffield, 1-(-1); Anthony Lynn, 2-(-1).

INDIVIDUAL PASSING

A&M: Bucky Richardson, 6 of 13 for 121 yards, 0 int. 0 TD; Jeff Granger, 0 of 2 for 0 yards, 0 int. 0 TD.
TT: Robert Hall, 15 of 31 for 199 yards, 1 int. 0 TD; Jamie Gill, 1 of 1 for (-1) yards, 0 int. 0 TD; Jason Clemmons, 1 of 3 for 14, 0 int. 0 TD.

INTERCEPTIONS

A&M: Patrick Bates, 1-0.
TT: None.

RED RAIDER FOOTBALL


TEXAS TECH UNIVERSITY



ATTENDANCE: 50,577

TEXAS A&M	17	7	10	3-37
TEXAS TECH	0	0	7	7-14

GAME #5 October 19, 1991
FLOYD CASEY STADIUM
 Waco, Texas



#19 TEXAS A&M 34 #16 BAYLOR 12

Coach R.C. Siocum's youthful Aggies belted the Baylor Bears 34-12 before 50,267 spectators, the second largest crowd ever at Floyd Casey Stadium and an ABC-TV regional television audience. The Aggies continued their first half dominance jumping out to a 27-0 lead against the Bears. To this point in the season, A&M had outscored opponents 141-10 in the first half. Once again, senior quarterback Bucky Richardson guided the Aggie offense as he passed for 182 yards, and rushed for 42 more (including two 1-yard touchdowns). The Aggie defense shut down the high-octane Baylor offense which entered the contest ranked No. 1 in the SWC in total offense. The Bears could muster only 243 yards, and did not score until the game was no longer in doubt. Junior linebacker Marcus Buckley recorded two sacks, and also had three tackles for losses.

Regional
 Telecast on
ABC

TEAM STATS	A&M	BAY
First Downs	20	14
Total Net Yards	438	243
Offensive Plays	71	70
Yards Per Play	6.2	3.5
Rushes/Net Yards	52/218	46/141
Net Passing Yards	220	102
Passes Att./Comp.	19/10	24/11
Had Intercepted	1	1
Punts/Average	5/37.2	6/40.0
Return Yards	11	44
Penalties/Yards	13/129	7/59
Fumbles/Lost	2/1	4/1
3rd Down Conv./Att.	2/12	2/12
Possession Time	33:13	26:47

SCORING
A&M: (1st Qtr./9:36) Venetoulis 28-yard field goal [11 plays/69 yards/5:22 elapsed]
A&M: (2nd Qtr./12:12) Richardson 1-yard run (Venetoulis kick) [15 plays/82 yards/7:10 elapsed]
A&M: (2nd Qtr./3:51) Richardson 1-yard run (Venetoulis kick) [7 plays/72 yards/2:37 elapsed]
A&M: (2nd Qtr./2:21) Carter 8-yard run (Venetoulis kick) [4 plays/45 yards/1:17 elapsed]
A&M: (2nd Qtr./0:14) Venetoulis 41-yard field goal [6 plays/27 yards/0:56 elapsed]
A&M: (3rd Qtr./13:44) Hill 2-yard run (Venetoulis kick) [2 plays/12 yards/0:34 elapsed]
BAY: (4th Qtr./7:16) Pierce 9-yard run (run failed) [5 plays/28 yards/1:29 elapsed]
BAY: (4th Qtr./4:33) Bell 26-yard run (run failed) [7 plays/80 yards/1:28 elapsed]

INDIVIDUAL RUSHING

A&M: Greg Hill, 27-88; Bucky Richardson, 7-42; Keith McAfee, 8-33; Clif Groce, 3-25; Randy Simmons, 2-21; Rodney Thomas, 2-18; Doug Carter, 2-11; Kent Petty, 1(-20).
BAY: Robert Strait, 19-93; Kendrick Bell, 5-46; David Mims, 4-23; Alonzo Pierce, 1-9; Steve Needham, 3-8; John Henry, 1-3; Greg White, 1-3; Melvin Bonner, 1-1; Bradford Lewis, 1-0; J.J. Joe, 10(-45).

INDIVIDUAL PASSING

A&M: Bucky Richardson, 9 of 15 for 182 yards, 1 int., 0 TD; Brian Mitchell, 1 of 2 for 38 yards, 0 int., 0 TD; Jeff Granger, 0 of 1 for 0 yards, 0 int., 0 TD; Kent Petty, 0 of 1 for 0 yards, 0 int., 0 TD.
BAY: J.J. Joe, 7 of 19 for 70 yards, 1 int., 0 TD; Steve Needham, 4 of 5 for 32 yards, 0 int., 0 TD.

INDIVIDUAL RECEIVING

A&M: Brian Mitchell, 4-99; Tony Harrison, 3-41; Wilbert Biggens, 2-42; Bucky Richardson, 1-38.
BAY: Melvin Bonner, 4-52; Lee Miles, 2-37; David Wetzel, 1-6; Reggie Miller, 1-4; Greg White, 1-3; David Mims, 1-1; Kendrick Bell, 1(-1).

INTERCEPTIONS

A&M: Sam Adams, 1-0.
BAY: Farias Walker, 1-29.

TEXAS A&M	3	24	7	0 - 34
BAYLOR	0	0	0	12 - 12

GAME #6 October 26, 1991
KYLE FIELD
 College Station, Texas



#13 TEXAS A&M 27 HOUSTON 18

The Aggie defense showed the 65,812 observers at Kyle Field and a Home Sports Entertainment pay-per-view audience why it has earned the nickname the "Wrecking Crew." The A&M defense sacked UH quarterback David Klingler 11 times and pursued him relentlessly throughout the day. Even when Klingler got off a pass, most of the time he ended up sprawled on the turf. Greg Hill scored on a 24-yard run near the end of the first quarter to give the Aggies a 14-0 lead they would never relinquish. On the day Hill rushed for 160 yards and two touchdowns on 25 carries, giving him 791 on the year and eclipsing A&M's freshman rushing record of 726 set by Curtis Dickey in 1976. Senior cornerback Kary Vincent posted the first two interceptions of his career and also made a touchdown-saving tackle. Bucky Richardson improved his record to 19-5-1 as the Aggies starting quarterback and improved to 5-0 on the 1991 season. The Aggie defense limited the run-and-shoot to 277 yards of total offense, and held David Klingler without a touchdown pass for the first time as a starter. In the last five games against the Houston run-and-shoot, A&M has posted 35 sacks for minus-255 yards and the Aggies are 4-1 in that span.

Pay-Per-View
 Telecast on
HSE

TEAM STATS	A&M	UH
First Downs	18	18
Total Net Yards	357	277
Offensive Plays	67	77
Yards Per Play	5.3	3.6
Rushes/Net Yards	50/249	30/30
Net Passing Yards	108	247
Passes Att./Comp.	17/7	47/22
Had Intercepted	2	3
Punts/Average	8/41.8	9/43.0
Return Yards	44	28
Penalties/Yards	12/96	9/91
Fumbles/Lost	2/1	2/2
3rd Down Conv./Att.	4/16	3/16
Possession Time	32:49	27:11

SCORING
A&M: (1st Qtr./11:01) McKeehan 3-yard pass from Richardson (Venetoulis kick) [7 plays/73 yards/3:01 elapsed]
A&M: (1st Qtr./1:42) Hill 24-yard run (Venetoulis kick) [3 plays/39 yards/0:54 elapsed]
A&M: (2nd Qtr./2:22) McAfee 5-yard run (Venetoulis kick) [1 play/5 yards/0:06 elapsed]
UH: (2nd Qtr./1:20) Anderson 53-yard field goal [9 plays/44 yards/1:02 elapsed]
UH: (3rd Qtr./6:40) Sanders 64-yard run (Sanders run) [2 plays/49 yards/0:16 elapsed]
UH: (3rd Qtr./1:37) Sanders 3-yard run (Anderson kick) [5 plays/58 yards/1:45 elapsed]
A&M: (4th Qtr./4:30) Hill 22-yard run (Venetoulis kick) [5 plays/46 yards/1:50 elapsed]

INDIVIDUAL RUSHING

A&M: Greg Hill, 25-160; Doug Carter, 12-59; Keith McAfee, 6-34; Randy Simmons, 1-1; Bucky Richardson, 13(-5).
UH: TiAndre Sanders, 10-97; Ostell Miles, 3-7; Tommy Guy, 1(-2); Donald Douglas, 1(-6); David Klingler, 15(-66).

INDIVIDUAL RECEIVING

A&M: Brian Mitchell, 2-59; Tony Harrison, 2-25; Ryan Mathews, 1-13; Greg Hill, 1-8; James McKeehan, 1-3.
UH: Marcus Grant, 7-120; Fred Gilbert, 5-24; John Brown III, 4-46; Verland Brown, 2-26; Tracy Good, 2(-3); TiAndre Sanders, 1-20; Ostell Miles, 1-14.

INDIVIDUAL PASSING

A&M: Bucky Richardson, 7 of 17 for 108 yards, 2 int., 1 TD.
UH: David Klingler, 21 of 46 for 231 yards, 3 int., 0 TD; Donald Douglas, 1 of 1 for 16 yards, 0 int., 0 TD.

INTERCEPTIONS

A&M: Kary Vincent, 2-2; Patrick Bates, 1-1.
UH: Kevin Batiste, 1-0; Eric Blount, 1-0.

HOUSTON	0	3	15	0 - 18
TEXAS A&M	14	7	0	6 - 27

#12 TEXAS A&M 38 RICE 21

November 2, 1991
RICE STADIUM
Houston, Texas

GAME #7

TEAM STATS	A&M	RU
First Downs	28	18
Total Net Yards	556	256
Offensive Plays	77	67
Yards Per Play	7.2	3.8
Rushes/Net Yards	56/325	43/103
Net Passing Yards	231	153
Passes Att./Comp.	21/12	24/12
Had Intercepted	1	1
Punts/Average	3/41.7	8/42.9
Return Yards	81	45
Penalties/Yards	10/80	4/25
Fumbles/Lost	2/1	4/1
3rd Down Conv./Att.	5/12	5/15
Possession Time	31:58	28:02

INDIVIDUAL RUSHING

A&M: Bucky Richardson, 18-128; Greg Hill, 18-109; Keith McAfee, 5-26; Doug Carter, 5-24; Cliff Groce, 1-16; Wilbert Biggens, 2-12; Randy Simmons, 3-8; Jeff Granger, 1-2; Rodney Thomas, 3-0.
RU: Trevor Cobb, 31-111; Josh LaRocca, 12-(4-8).

INDIVIDUAL PASSING

A&M: Bucky Richardson, 12 of 21 for 231 yards, 1 int., 0 TD.
RU: Josh LaRocca, 11 of 21 for 146 yards, 1 int., 2 TD; Greg Willig, 1 of 3 for 7 yards, 0 int., 0 TD.

INDIVIDUAL RECEIVING

A&M: Ryan Mathews, 4-71; Wilbert Biggens, 3-43; Tony Harrison, 2-51; Brian Mitchell, 1-47; Greg Schorp, 1-10; James McKeethan, 1-9.
RU: Eric Henley, 4-63; Tim Winn, 3-26; Herschel Crowe, 2-17; Ed Howard, 2-1; Louis Balady, 1-46.

SCORING

A&M: (1st Qtr./11:14) Richardson 1-yard run (Venetoulis kick) [9 plays/64 yards/3:46 elapsed]
RU: (1st Qtr./7:37) Henley 6-yard pass from LaRocca (Richardson kick) [7 plays/69 yards/3:37 elapsed]
RU: (1st Qtr./3:37) LaRocca 2-yard run (Richardson kick) [3 plays/14 yards/1:26 elapsed]
A&M: (1st Qtr./2:55) Hill 6-yard run (Venetoulis kick) [3 plays/75 yards/0:42 elapsed]
A&M: (1st Qtr./0:35) Smith 71-yard punt return (Venetoulis kick)
A&M: (2nd Qtr./1:01) Richardson 6-yard run (Venetoulis kick) [14 plays/98 yards/6:31 elapsed]
A&M: (3rd Qtr./11:47) Carter 12-yard run (Venetoulis kick) [5 plays/72 yards/1:35 elapsed]
RU: (3rd Qtr./9:42) Henley 27-yard pass from LaRocca (Richardson kick) [8 plays/83 yards/2:05 elapsed]
A&M: (3rd Qtr./3:44) Venetoulis 26-yard field goal [11 plays/64 yards/5:58 elapsed]

The young Aggies went to Houston to face the Rice Owls and a couple of veterans provided the spark to lead the Aggies to a 38-21 win before 42,600 fans at Rice Stadium. Senior Kevin Smith returned a punt 71 yards for a score and picked off an Owl pass in the end zone for his 20th of his career. Senior signal caller Bucky Richardson accounted for a career-high 359 yards of total offense (231 pass, 128 rush) and two touchdowns against the Owls. He also became only the second Aggie quarterback to rush and pass for over 100 yards in a single game. The Aggie offense engineered a 14-play, 98-yard touchdown drive, the longest drive of the season. The offense continued its string of scoring on the opening possession when Richardson capped a 64-yard drive with a one-yard run.

RICE OWLS vs. Texas A&M Aggies
November 2, 1991, Rice Stadium, Houston, Texas
ATTENDANCE: 42,600

TEXAS A&M	21	7	10	0 - 38
RICE	14	0	7	0 - 21

#12 TEXAS A&M 44 TEXAS CHRISTIAN 7

November 7, 1991
AMON CARTER STADIUM
Fort Worth, Texas

GAME #8

TEAM STATS	A&M	TCU
First Downs	33	8
Total Net Yards	594	189
Offensive Plays	90	60
Yards Per Play	6.6	3.2
Rushes/Net Yards	63/273	28/25
Net Passing Yards	321	164
Passes Att./Comp.	27/16	32/14
Had Intercepted	1	2
Punts/Average	1/30.0	8/38.5
Return Yards	43	62
Penalties/Yards	9/75	8/53
Fumbles/Lost	4/2	1/0
3rd Down Conv./Att.	10/14	3/16
Possession Time	36:52	23:08

INDIVIDUAL RUSHING

A&M: Greg Hill, 19-115; Rodney Thomas, 10-49; Doug Carter, 11-38; Bucky Richardson, 7-28; Cliff Groce, 6-24; Randy Simmons, 4-24; Kent Petty, 2-12; Keith McAfee, 2-1; Brian Mitchell, 1-(7); Jeff Granger, 1-(10).
TCU: Curtis Modkins, 12-19; Derrick Cullors, 5-16; Michael Jackson, 2-7; Tim Schade, 1-6; Raiford Rattan, 1-3; Craig Garrison, 1-2; Setrick Dickens, 1-0; Darren Schultz, 5-(2-28).

INDIVIDUAL PASSING

A&M: Bucky Richardson, 16 of 25 for 321 yards, 1 int., 2 TD; Jeff Granger, 0 of 2 for 0 yards, 0 int., 0 TD.
TCU: Tim Schade, 4 of 13 for 26 yards, 0 int., 0 TD; Matt Vogler, 4 of 10 for 23 yards, 1 int., 0 TD; Darren Schultz, 6 of 9 for 115 yards, 1 int., 0 TD.

SCORING

A&M: (1st Qtr./10:45) Venetoulis 22-yard field goal [13 plays/79 yards/4:15 elapsed]
A&M: (1st Qtr./10:27) Frazier 27-yard interception return (Venetoulis kick)
A&M: (1st Qtr./1:24) Richardson 4-yard run (Venetoulis kick) [6 plays/52 yards/3:04 elapsed]
TCU: (2nd Qtr./12:11) Modkins 3-yard run (Wilkinson kick) [13 plays/70 yards/4:13 elapsed]
A&M: (2nd Qtr./5:41) Harrison 49-yard pass from Richardson (Venetoulis kick) [5 plays/74 yards/1:53 elapsed]
A&M: (2nd Qtr./0:54) Mitchell 18-yard pass from Richardson (Venetoulis kick) [7 plays/82 yards/2:01 elapsed]
A&M: (3rd Qtr./2:59) Richardson 2-yard run (Venetoulis kick) [10 plays/47 yards/4:03 elapsed]
A&M: (4th Qtr./1:03) Thomas 1-yard run (Venetoulis kick) [12 plays/65 yards/4:58 elapsed]


INDIVIDUAL RECEIVING

A&M: Tony Harrison, 6-144; Ryan Mathews, 5-108; Brian Mitchell, 3-44; Doug Carter, 1-14; Greg Schorp, 1-11.
TCU: Stephen Shipley, 6-80; David Lewis, 2-16; Kelly Blackwell, 2-12; Angel Alvarez, 1-38; Baraka Harper, 1-21; Derrick Cullors, 1-5; Setrick Dickens, 1-2.

INTERCEPTIONS

A&M: Derrick Frazier, 1-27; Michael Hendricks, 1-2.
TCU: Greg Evans, 1-39.

The Aggies scored early and often as they rolled to a 44-7 win in front of 27,762 chilled fans and a national ESPN television audience. Bucky Richardson and the Aggie offense rolled 594 yards of total offense, but the "Wrecking Crew" was equally dominating. Derrick Frazier picked off a pass and returned it 27 yards for a touchdown on TCU's first play from scrimmage, and it only got worse for the Horned Frogs. TCU was limited to only eight first downs and could manage only 189 net yards. Bucky Richardson threw for a career-high 321 yards (previous high was 241 yards vs. Houston in 1990), which was the second-best passing total in school history behind Edd Hargett's 376 yards. Of Richardson's 16 completions, 15 went for first downs, including his first eight. Greg Hill became the first freshman in SWC history to rush for 1,000 yards in a season. His 1,015-yard total broke the SWC record of 928 yards set by Texas' Earl Campbell in 1974. The Aggies posted season highs in total offense (594 yards) and in passing offense (321).




TEXAS CHRISTIAN UNIVERSITY FOOTBALL MAGAZINE • TCU
ATTENDANCE: 27,762

TEXAS A&M	44	7	10	0 - 44
TCU	0	7	0	0 - 7

GAME**#9**November 16, 1991
KYLE FIELD
College Station, Texas**TEXAS A&M**

Official Game Program



The Arkansas Game

November 16, 1991

ATTENDANCE: 62,487

endzone for the game's only touchdown. That was plenty of points for the stingy Aggie defense that did not allow Arkansas to cross midfield on their own the entire game.

ARKANSAS	0	3	0	0 - 3
TEXAS A&M	6	0	7	0 - 13

#10 TEXAS A&M 13 ARKANSAS 3

With a vocal crowd of 62,487 in the stands and the ESPN national television audience, the Aggies' powered to a 13-3 victory in Arkansas' final trip to Kyle Field as a member of the SWC. The Razorbacks tried to surprise A&M by coming out in the wishbone formation on offense, but it had no effect on the "Wrecking Crew." The defense, led by Quentin Coryatt's 14 tackles, did not allow a completed pass and held Arkansas to a season low 121 yards of total offense. While the defense was doing a stellar job of shutting down the Razorbacks, the usually high-powered Aggie offense struggled to put points on the board. The game was still up for grabs in the third quarter, with A&M clinging to a 6-3 lead, when Bucky Richardson decided to take things in his own hands. With A&M facing first-and-goal at the Arkansas' four-yard line, Richardson rolled right and carried three Razorbacks into the

National
Teletext on
ESPN**TEAM STATS**

	A&M	ARK
First Downs	17	6
Total Net Yards	367	121
Offensive Plays	76	44
Yards Per Play	4.8	2.8
Rushes/Net Yards	63/239	41/121
Net Passing Yards	128	0
Passes Att./Comp.	13/6	3/0
Had Intercepted	1	0
Punts/Average	5/45.8	8/47.5
Return Yards	13	28
Penalties/Yards	4/36	4/31
Fumbles/Lost	2/1	2/1
3rd Down Conv./Att.	9/19	1/11
Possession Time	35:07	24:53

SCORING

A&M: (1st Qtr./4:08) Venetoulas 41-yard field goal [7 plays/11 yards/2:30 elapsed]
A&M: (1st Qtr./0:02) Venetoulas 22-yard field goal [5 plays/28 yards/2:58 elapsed]
ARK: (2nd Qtr./8:22) Wright 45-yard field goal [5 plays/20 yards/2:36 elapsed]
A&M: (3rd Qtr./4:40) Richardson 4-yard run (Venetoulas kick) [10 plays/57 yards/3:32 elapsed]

INDIVIDUAL RUSHING

A&M: Bucky Richardson, 19-83; Doug Carter, 8-52; Greg Hill, 25-47; Keith McAfee, 10-45; Rodney Thomas, 1-12.
ARK: Gary Adams, 17-27; Freddie Bradley, 5-25; E.D. Jackson, 6-19; Ron Dickerson, 2-17; Tony Jeffery, 3-15; Chris Kirby, 3-13; Kerwin Price, 4-5; Jared Kaaiohelo, 1-0.

INDIVIDUAL RECEIVING

A&M: Greg Hill, 2-51; Brian Mitchell, 1-26; Tony Harrison, 1-23; Ryan Mathews, 1-23; Greg Schorp, 1-5.
ARK: None.

INDIVIDUAL PASSING

A&M: Bucky Richardson, 6 of 13 for 128 yards, 1 int., 0 TD.
ARK: Gary Adams, 0 of 2 for 0 yards, 0 int., 0 TD; Wade Hill, 0 of 1 for 0 yards, 0 int., 0 TD.

INTERCEPTIONS

A&M: None.
ARK: Curtis Banks, 1-13.

GAME**#10**November 23, 1991
KYLE FIELD
College Station, Texas**TEXAS A&M**

Official Game Program



The Southern Methodist Game

November 23, 1991

ATTENDANCE: 52,523

Shorter had two of the blocks, and Reggie Graham had the other.

SMU	0	0	0	6 - 6
TEXAS A&M	14	21	16	14 - 65

#10 TEXAS A&M 65 SOUTHERN METHODIST 6

The youthful Aggies clinched their first SWC Championship since 1987 with a 65-6 drubbing of rebuilding SMU before 52,523 fans at Kyle Field. The Aggies clinched a berth in the Mobil Cotton Bowl. Staying with the traditional fast-start, the Aggies built a 35-0 halftime lead and actually had quarterback Bucky Richardson sitting on the bench with most of the starters by halftime. Head Coach R.C. Slocum was able to play 75 different players. Richardson led the Aggie offense as he threw a career-high three first-half touchdown passes. The Aggie defense held SMU to a season-low 117 yards of total offense, which helped move the "Wrecking Crew" to the top of the NCAA total defense charts. A&M had seven sacks, which gave them a school record 51 for the season. The Aggies also tied an NCAA record by blocking three punts in one game. True freshman Antonio

Pay-Per-View
Teletext on
HSE**TEAM STATS**

	A&M	SMU
First Downs	30	8
Total Net Yards	567	117
Offensive Plays	89	56
Yards Per Play	4.1	2.1
Rushes/Net Yards	72/355	26/26
Net Passing Yards	212	91
Passes Att./Comp.	17/11	30/11
Had Intercepted	0	1
Punts/Average	4/24.3	12/34.3
Return Yards	85	10
Penalties/Yards	8/78	9/71
Fumbles/Lost	0/0	0/0
3rd Down Conv./Att.	9/14	1/14
Possession Time	37:31	22:29

SCORING

A&M: (1st Qtr./11:43) Carter 13-yard run (Venetoulas kick) [7 plays/53 yards/3:17 elapsed]
A&M: (1st Qtr./5:42) Hill 3-yard run (Venetoulas kick) [11 plays/85 yards/5:03 elapsed]
A&M: (2nd Qtr./8:24) Mitchell 26-yard pass from Richardson (Venetoulas kick) [8 plays/59 yards/2:56 elapsed]
A&M: (2nd Qtr./3:26) Harrison 46-yard pass from Richardson (Venetoulas kick) [5 plays/57 yards/1:24 elapsed]
A&M: (2nd Qtr./1:47) Mitchell 30-yard pass from Richardson (Venetoulas kick) [2 plays/36 yards/0:40 elapsed]
A&M: (3rd Qtr./13:02) Safety, punt blocked in endzone
A&M: (3rd Qtr./6:39) McAfee 9-yard run (Venetoulas kick) [7 plays/51 yards/1:57 elapsed]
A&M: (3rd Qtr./5:38) McAfee 13-yard run (Venetoulas kick) [1 play/13 yards/0:07 elapsed]
A&M: (4th Qtr./14:58) Simmons 1-yard run (Venetoulas kick) [9 plays/53 yards/4:06 elapsed]
A&M: (4th Qtr./4:38) Thomas 1-yard run (Venetoulas kick) [12 plays/53 yards/5:33 elapsed]
SMU: (4th Qtr./0:07) Rossley 4-yard pass from Ritz (run failed) [7 plays/26 yards/0:44 elapsed]

INDIVIDUAL RUSHING

A&M: Greg Hill, 12-88; Keith McAfee, 15-69; Rodney Thomas, 12-64; Doug Carter, 10-57; Bucky Richardson, 10-33; Randy Simmons, 4-20; Kent Petty, 2-10; Wilbert Biggens, 2-8; Cliff Groce, 3-5; Domenick Robinson, 1-1; Steve Emerson, 1-0.
SMU: Rongea Hill, 16-42; Todd Ritz, 10-(1-6).

INDIVIDUAL PASSING

A&M: Bucky Richardson, 7 of 12 for 161 yards, 0 int., 3 TD; Jeff Granger, 4 of 5 for 51 yards, 0 int., 0 TD.
SMU: Todd Ritz, 11 of 30 for 91 yards, 1 int., 1 TD.

INDIVIDUAL RECEIVING

A&M: Brian Mitchell, 3-76; Tony Harrison, 3-71; Keith McAfee, 1-26; Chris Sanders, 1-17; Doug Carter, 1-14; Wilbert Biggens, 2-8.
SMU: John DeVoss, 4-42; Jason Wolf, 3-18; Rongea Hill, 1-11; Mick Rossley, 2-10; Derwin Ware, 1-10.

INTERCEPTIONS

A&M: Kary Vincent, 1-32.
SMU: None.

#9 TEXAS A&M 31 TEXAS 14

November 28, 1991
KYLE FIELD
College Station, Texas

GAME #11

TEAM STATS

	A&M	UT
First Downs	16	12
Total Net Yards	210	165
Offensive Plays	66	59
Yards Per Play	3.2	2.8
Rushes/Net Yards	51/129	44/114
Net Passing Yards	81	51
Passes Att./Comp.	15/6	15/6
Had Intercepted	2	1
Punts/Average	5/34.2	6/36.2
Return Yards	92	37
Penalties/Yards	5/38	5/35
Fumbles/Lost	3/0	4/1
3rd Down Conv./Att.	7/17	6/16
Possession Time	31:18	28:42

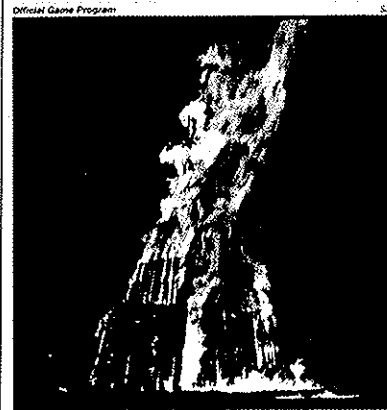
SCORING

A&M: (1st Qtr./12:44) Buckley 19-yard interception return (Venetoulis kick)
A&M: (2nd Qtr./6:00) Venetoulis 26-yard field goal [13 plays/44 yards/5:47 elapsed]
UT: (2nd Qtr./0:13) R. Walker 2-yard run (Dickey kick) [6 plays/20 yards/1:38 elapsed]
A&M: (3rd Qtr./9:59) Hill 2-yard run (Venetoulis kick) [10 plays/80 yards/5:01 elapsed]
A&M: (3rd Qtr./5:59) Smith 73-yard punt return (Venetoulis kick) **UT:** (4th Qtr./8:44) R. Walker 3-yard run (Dickey kick) [10 plays/51 yards/4:37 elapsed]
A&M: (4th Qtr./3:03) Hill 2-yard run (Venetoulis kick) [10 plays/45 yards/5:41 elapsed]

National
Telecast on
ESPN

Coach R.C. Slocum preached patience to his young team all season long. After clinching a Cotton Bowl berth with a victory over SMU, Slocum asked the Cotton Bowl committee to wait until after the Texas game to extend their invitation. The Aggies patience paid off as they dismantled the Longhorns 31-14 in front of 76,532 fans at Kyle Field, and a national ESPN television audience. Junior linebacker Marcus Buckley got the Aggies going early as he intercepted a Peter Gardere swing pass on Texas' first play from scrimmage and returned it 19-yards for a quick 7-0 Aggie lead. The Aggies made it 10-0 midway through the second quarter, as Terry Venetoulis connected from 26 yards out to cap a 44-yard, 13-play drive. The Longhorns closed within 10-7 at the half after an interception set them up at the A&M 20-yard line. The Aggie offense took control to open the second half, as they marched 80 yards in 10 plays. Greg Hill finished the drive from two-yards out. The Aggie defense dominated throughout the game. All-American cornerback Kevin Smith broke the game open in the third quarter as he returned a punt 73 yards for a touchdown to put the Aggies up 24-7. The Aggie defense, which finished No. 1 in the nation in total defense, held Texas to 165 yards of total offense for the game.

TEXAS A&M



The Texas Game November 28, 1991

ATTENDANCE: 76,532

INDIVIDUAL RUSHING

A&M: Greg Hill, 24-66; Doug Carter, 12-32; Bucky Richardson, 8-15; Keith McAfee, 1-12; Randy Simmons, 1-6; Wilbert Biggens, 1-5; Rodney Thomas, 3-4; Tony Harrison 1-(-11).

UT: Rodrick Walker, 7-33; Shane Childers, 7-33; Adrian Walker, 3-18; Phil Brown, 6-27; Darrick Duke, 1-9; Peter Gardere, 11-(-11).

INDIVIDUAL RECEIVING

A&M: Greg Hill, 2-23; Tony Harrison, 2-17; Greg Schorp, 1-33; Doug Carter, 1-8.
UT: Kenneth Neal, 3-34; Rodrick Walker, 1-8; Curtis Thrift, 1-6; Justin McLemore, 1-3.

INDIVIDUAL PASSING

A&M: Bucky Richardson, 6 of 15 for 81 yards, 2 int., 0 TD.
UT: Peter Gardere, 6 of 15 for 51 yards, 1 int., 0 TD.

INTERCEPTIONS

A&M: Marcus Buckley, 1-19.
UT: Boone Powell, 1-22; Grady Cavness, 1-18.

TEXAS	0	7	0	7-14
TEXAS A&M	7	3	14	7-31

#5 FLORIDA STATE 10 #9 TEXAS A&M 2

The 1992 Cotton Bowl

TEAM STATS

	A&M	TSU
First Down	12	17
Total Net Yards	180	280
Offensive Plays	66	80
Yards Per Play	2.7	3.5
Rushes/Net Yards	42/123	48/188
Net Passing Yards	57	92
Passes Att./Comp.	24/6	32/14
Had Intercepted	2	4
Punts/Average	9/39.7	8/43.3
Return Yards	55	16
Penalties/Yards	6/50	11/77
Fumbles/Lost	7/6	3/1
3rd Down Conv./Att.	0/12	3/17
Possession Time	26:01	33:59

SCORING

A&M: (1st Qtr./10:09) Safety, Weldon tackled in endzone by Coryatt
FSU: (1st Qtr./2:08) Weldon 4-yard run (Thomas kick) [6 plays/46 yards/2:21 elapsed]
FSU: (4th Qtr./2:40) Thomas 27-yard field goal [5 plays/30 yards/2:37 elapsed]

National
Telecast on
CBS

On its first possession of the game, A&M drove 36 yards to the Florida State 40-yard line in seven plays. Then, freshman Greg Hill took a pitch from quarterback Bucky Richardson and headed for the endzone and what appeared to be a sure Aggie touchdown. But just before Hill reached paydirt, he was stripped of the ball by FSU's Errol McCorvey and the ball bounced out the endzone. The Seminoles were awarded the ball on the 2-yard line, setting the tone for the day. The Aggies scored their only points of the game on the next play when All-America linebacker Quentin Coryatt sacked FSU's Casey Weldon for a safety. The A&M defense was masterful, proving that it deserved its status as the best in the nation by limiting the Seminoles' potent offense to just 10 points and 280 yards of total offense. FSU converted just three of 17 third down attempts. But the Aggie offense sputtered, gaining just 180 total offensive yards and failing to put a point on the scoreboard for the first time in three years. A&M committed eight turnovers, including a Cotton Bowl record six fumbles, and went 0-for-12 on third down conversion attempts. Crooms was named the game's outstanding defensive player while Coryatt was the runner-up for the award.

January 1, 1992
COTTON BOWL
Dallas, Texas

GAME #12



ATTENDANCE: 73,728

INDIVIDUAL RUSHING

A&M: Greg Hill, 14-71; Doug Carter, 7-22; Randy Simmons, 4-19; Keith McAfee, 5-19; Bucky Richardson, 9-5; Rodney Thomas, 2-(-4); Wilbert Biggens, 1-(-9).
FSU: Sean Jackson, 27-119; Edgar Bennett, 11-47; Tiger McMillion, 2-16; Shannon Baker, 1-16; Casey Weldon, 7-(-8).

INDIVIDUAL RECEIVING

A&M: Tony Harrison, 2-27; Greg Hill, 2-17; Ryan Mathews, 1-10; Brian Mitchell, 1-3.
FSU: Shannon Baker, 4-44; Sean Jackson, 3-20; Kez McCorvey, 2-20; Lonnie Johnson, 2-19; Matt Frier, 1-5; Edgar Bennett, 2-(-16).

INDIVIDUAL PASSING

A&M: Bucky Richardson, 6 of 24 for 57 yards, 2 int., 0 TD.
FSU: Casey Weldon, 14 of 32 for 92 yards, 4 int., 0 TD.

INTERCEPTIONS

A&M: Chris Crooms, 2-31; Patrick Bates, 2-16.
FSU: Terrell Buckley, 1-0; Lavon Brown, 1-0.

FLORIDA STATE	7	0	0	3-10
TEXAS A&M	2	0	0	0-2