

2010 TEXAS A&M FOOTBALL FINAL STATISTICS

SCHEDULE/RESULTS/RECORD BREAKDOWN

Date	Opponent	Score	Overall	Big 12	Start	Time	Temp	Attend
Sat Sep 04	STEPHEN F. AUSTIN	W 48-7	1-0	—	6:05p	3:18	91°	81,287
Sat Sep 11	LOUISIANA TECH	W 48-16	2-0	—	6:05p	3:25	94°	77,579
Sat Sep 18	FIU	W 27-20	3-0	—	6:05p	3:25	87°	79,069
Thu Sep 30	at #24 Oklahoma State	L 38-35	3-1	0-1	6:30p	3:44	76°	48,284
Sat Oct 09	vs. #11/13 Arkansas†	L 24-17	3-2	0-1	2:35p	3:42	-	65,622
Sat Oct 16	#21/19 MISSOURI*	L 30-9	3-3	0-2	11:10a	3:19	73°	83,453
Sat Oct 23	at Kansas*	W 45-10	4-3	1-2	6:00p	3:17	70°	44,239
Sat Oct 30	TEXAS TECH*	W 45-27	5-3	2-2	2:30p	3:36	73°	84,479
Sat Nov 06	#11/9 OKLAHOMA*	W 33-19	6-3	3-2	6:10p	3:41	64°	81,392
Sat Nov 13	at Baylor*	W 42-30	7-3	4-2	6:10p	3:37	55°	45,089
Sat Nov 20	NEBRASKA*	W 9-6	8-3	5-2	7:08p	3:05	70°	90,079
Sat Nov 25	at Texas*	W 24-17	9-3	6-2	7:06p	3:21	46°	100,752
Fri Jan 07	vs. LSU^	L 41-24	9-4	—	7:32p	3:26	-	83,514

* Big 12 Conference game. † Southwest Classic, Cowboys Stadium, Arlington. ^ AT&T Cotton Bowl Classic, Cowboys Stadium, Arlington

Overall.....	9-4
Home	6-1
Away	3-1
Neutral.....	0-2
Big 12	6-2
Non-Conference.....	3-2
Overtime.....	0-0
Day.....	1-2
Night	8-2
Televised	5-4
Non-Televised	4-0
vs Top 25	1-4
vs Top 15	1-2
vs Top 10	2-0
vs Top 5	0-0
Scores First.....	4-3
Opponent Scores First.....	5-1
Leading after 1st Qtr	4-2
Trailing after 1st Qtr.....	5-2
Tied after 1st Qtr	0-0
Leading at Half.....	5-1
Trailing at Half	1-3
Tied at Half.....	3-0
Leading after 3rd Qtr	7-0
Trailing after 3rd Qtr	1-4
Tied after 3rd Qtr	1-0
Wins Coin Toss	5-2
Loses Coin Toss	4-2
Natural Grass	6-1
Artificial Surface.....	3-3

TEAM STATISTICS

	A&M	Opponent
SCORING	406	285
Points Per Game.....	31.2	21.9
FIRST DOWNS	309	263
Rushing.....	123	102
Passing.....	162	141
Penalty	24	20
RUSHING YARDAGE	2145	1692
Yards gained rushing	2567	2097
Yards lost rushing	422	405
Rushing Attempts	519	481
Average Per Rush	4.1	3.5
Average Per Game.....	165.0	130.2
TDs Rushing.....	19	14
PASSING YARDAGE	3599	3044
Comp-Att-Int.....	311-515-15	308-510-16
Average Per Pass	7.0	6.0
Average Per Catch	11.6	9.9
Average Per Game.....	276.8	234.2
TDs Passing.....	28	19
TOTAL OFFENSE	5744	4736
Total Plays.....	1034	991
Average Per Play.....	5.6	4.8
Average Per Game.....	441.8	364.3
KICK RETURNS: #-Yards	50-1206 (24.1)	64-1374 (21.5)
PUNT RETURNS: #-Yards	35-247 (7.1)	19-75 (3.9)
INT RETURNS: #-Yards	16-209	15-182
FUMBLES-LOST	30-15	30-9
PENALTIES-Yards	101-812	94-779
Average Per Game.....	62.5	59.9
PUNTS-Yards	69-2461	85-3401
Average Per Punt.....	35.7	40.0
Net punt average.....	34.0	35.0
TIME OF POSSESSION/Game	29:39	30:21
3RD-DOWN Conversions	84/201 (42%)	80/222 (36%)
4TH-DOWN Conversions	10/20 (50%)	8/27 (30%)
SACKS BY-Yards	30-231	37-272
FIELD GOALS-ATTEMPTS	16-21	14-20
ON-SIDE KICKS	0-1	0-0
RED-ZONE SCORES	(45-51) 88%	(31-48) 65%
PAT-ATTEMPTS	(33-51) 65%	(23-48) 48%
ATTENDANCE AVG	82,477	59,591

SCORE BY QUARTERS

	1st	2nd	3rd	4th	OT	Total
Texas A&M	78	119	103	106	-	406
Opponents	70	89	89	37	-	285

TEXAS A&M GAME-BY-GAME STATISTICS

OFFENSE

Date	Opponent	No.	RUSHING			RECEIVING				PASSING			KICK RETURNS			PUNT RETURNS			tot off			
			Yds	TD	Lg	No.	Yds	TD	Lg	C-A-I	Yds	TD	Lg	No	Yds	TD	Lg	No		Yds	TD	Lg
SEPT 4	STEPHEN F. AUSTIN	55	192	3	15	31	347	2	46	31-44-0	347	2	46	2	25	0	16	5	41	0	12	539
11	LOUISIANA TECH	41	216	1	67	25	349	4	56	25-38-0	349	4	56	4	110	0	41	5	71	1	54	565
18	FIU	45	206	2	40	11	194	1	33	11-31-4	194	1	33	4	85	0	29	4	23	0	12	400
30	at Oklahoma State	44	126	0	20	40	409	5	38	40-62-4	409	5	38	1	47	0	47	4	32	0	20	535
OCT 9	vs. Arkansas	33	112	1	14	15	212	1	69	15-41-1	212	1	69	4	106	0	36	3	1	0	1	324
16	MISSOURI	33	57	0	15	27	322	1	60	27-48-0	322	1	60	5	76	0	27	3	6	0	4	379
23	at Kansas	46	227	3	36	24	294	3	40	24-36-0	294	3	40	3	56	0	24	4	36	0	12	521
30	TEXAS TECH	43	174	2	54	36	449	4	34	36-50-1	449	4	34	3	48	0	18	1	0	0	0	623
NOV 6	OKLAHOMA	38	157	1	48	19	225	2	64	19-32-2	225	2	64	4	140	1	100	1	2	0	2	382
13	at Baylor	35	147	4	29	27	280	1	36	27-38-0	280	1	36	6	185	1	84	0	0	0	0	427
20	NEBRASKA	41	138	0	18	19	172	0	36	19-29-0	172	0	36	2	36	0	20	0	0	0	0	310
25	at Texas	36	238	2	84	14	128	1	32	14-30-0	128	1	32	4	93	0	35	5	35	0	17	366
NOV 7	vs. LSU	29	155	0	32	23	218	3	21	23-36-3	218	3	21	8	196	0	69	0	0	0	0	373
	Texas A&M	519	2145	19	84	311	3599	28	69	69311-515-15	3599	28	69	50	1206	2	100	35	247	1	54	5744
	Opponents	481	1692	14	71	308	3044	19	71	71308-510-16	3044	19	71	64	1374	0	48	19	75	0	31	4736

DEFENSE

Date	Opponent	Solo	TACKLES			SACKS		FUMBLES				Pass Brk	Blkd Kick	Kicks Att-Mad	2-Pt Conv		Saf	Pts
			Ast	Total	TFL-Yds	No-Yds	FF	FR-Yds	Int-Yds	QBH	Run				Rcv			
SEPT 4	STEPHEN F. AUSTIN	30	32	62	6.0-14	1.0-3	1	1.0	1-0	0	2	0	6-6	0	0	0	0	48
11	LOUISIANA TECH	43	48	91	11.0-48	3.0-22	3	2-0	2-0	0	3	0	6-6	0	0	0	0	48
18	FIU	34	50	84	9.0-26	0.0-0	2	0-0	1-13	0	3	0	3-3	0	0	0	0	27
30	at Oklahoma State	58	7	65	4.0-42	1.0-22	2	1-0	2-3	2	2	0	5-5	0	0	0	0	35
OCT 9	vs. Arkansas	35	44	79	6.0-31	3.0-22	0	1-0	1-34	0	3	0	2-2	0	0	0	0	17
16	MISSOURI	28	48	76	8.0-34	2.0-21	0	0-0	0-0	0	3	1	0-0	0	0	0	0	9
23	at Kansas	54	20	74	5.0-28	3.0-23	0	0-0	2-91	6	4	0	6-6	0	0	0	0	45
30	TEXAS TECH	27	60	87	3.0-22	2.0-21	2	2-0	1-35	6	5	0	6-6	0	0	0	0	45
NOV 6	OKLAHOMA	53	60	113	11.0-50	4.0-32	1	0-0	1-0	4	11	0	4-4	0	0	1	33	
13	at Baylor	68	24	92	6.0-27	4.0-20	1	0-0	0-0	1	3	1	6-6	0	0	0	0	42
20	NEBRASKA	33	38	71	6.0-21	2.0-10	1	0-0	2-0	0	3	0	0-0	0	0	0	0	9
25	at Texas	40	24	64	4.0-33	3.0-25	2	2-0	2--1	8	4	0	3-3	0	0	0	0	24
JAN 7	vs. LSU	34	50	84	6.0-16	2.0-10	0	0-0	1--4	0	2	0	3-3	0	0	0	0	24
	Texas A&M	530	512	1042	85.0-392	30.0-231	15	9-0	16-209	27	48	2	50-50	0	0	1	406	
	Opponents	514	580	1094	84.0-401	37.0-272	18	15-77	15-182	16	64	2	34-31	0	0	1	285	

SPECIAL TEAMS

Date	Opponent	No	Yds	PUNTING					FIELD GOALS					KICKOFFS				
				Avg	Long	Blkd	TB	FC	50+	I20	Att-Made	Lg	Blkd	No	Yds	Avg	TB	OB
SEPT 4	STEPHEN F. AUSTIN	3	112	37.3	47	0	1	1	0	2	3-2	32	0	9	477	53.0	0	1
11	LOUISIANA TECH	4	159	39.8	50	0	0	0	1	1	3-2	40	0	8	521	65.1	0	0
18	FIU	6	223	37.2	45	0	0	1	0	0	2-2	39	0	6	374	62.3	0	0
30	at Oklahoma State	4	167	41.8	43	0	0	1	0	0	0-0	0	0	6	369	61.5	0	0
OCT 9	vs. Arkansas	9	348	38.7	52	0	1	5	1	1	1-1	38	0	4	247	61.8	1	0
16	MISSOURI	7	268	38.3	49	0	0	2	0	1	1-1	24	0	3	197	65.7	0	0
23	at Kansas	4	130	32.5	42	0	0	1	0	1	1-1	32	0	7	464	66.3	2	0
30	TEXAS TECH	3	127	42.3	48	0	0	1	0	2	2-1	28	0	8	505	63.1	2	0
NOV 6	OKLAHOMA	7	233	33.3	43	1	0	2	0	0	1-1	27	0	7	424	60.6	1	0
13	at Baylor	4	118	29.5	36	0	0	2	0	1	0-0	0	0	7	459	65.6	1	0
20	NEBRASKA	7	220	31.4	44	0	0	2	0	0	3-3	29	0	4	269	67.2	3	0
25	at Texas	9	300	33.3	53	0	0	2	1	4	2-1	50	0	5	347	69.4	2	0
JAN 7	vs. LSU	2	56	28.0	33	0	0	1	0	1	2-1	39	0	5	299	59.8	1	1
	Texas A&M	69	2461	35.7	53	1	2	21	3	14	21-16	50	0	79	4952	62.7	13	2
	Opponents	85	3401	40.0	70	0	9	14	10	22	20-14	50	1	62	3889	62.7	10	1

RED ZONE

Date	Opponent	Score	Times In RZ	Times Scored	Total Pts	Rush TDs	Pass TDs	TDs	FGs Made	FGA	Downs	Failed to score inside Red Zone				
												Int	Fumb	Half	Game	
SEPT 4	STEPHEN F. AUSTIN	W 48-7	8	7	41	5	3	2	2	1	0	0	0	0	0	0
11	LOUISIANA TECH	W 48-16	7	5	31	4	1	3	1	1	0	0	1	0	0	
18	FIU	W 27-20	2	2	6	0	0	0	2	0	0	0	0	0	0	
30	at Oklahoma State	L 35-38	4	4	28	4	0	4	0	0	0	0	0	0	0	
OCT 9	vs. Arkansas	L 17-24	1	1	7	1	1	0	0	0	0	0	0	0	0	
16	MISSOURI	L 9-30	2	1	3	0	0	0	1	0	1	0	0	0	0	
23	at Kansas	W 45-10	5	5	31	4	3	1	1	0	0	0	0	0	0	
30	TEXAS TECH	W 45-27	6	6	38	5	1	4	1	0	0	0	0	0	0	
NOV 6	OKLAHOMA	W 33-19	2	2	10	1	0	1	1	0	0	0	0	0	0	
13	at Baylor	W 42-30	6	5	35	5	4	1	0	0	0	0	0	1	0	
20	NEBRASKA	W 9-6	3	3	9	0	0	0	3	0	0	0	0	0	0	
25	at Texas	W 24-17	2	1	7	1	0	1	0	1	0	0	0	0	0	
JAN 7	vs. LSU	L 24-41	3	3	21	3	0	3	0	0	0	0	0	0	0	
	Texas A&M	— 45 of 51 (88.2%)	51	45	267	33	13	20	12	3	1	0	1	1	0	
	Opponents	— 31 of 48 (64.6%)	48	31	183	23	12	11	8	3	5	4	4	1	0	



OPPONENT GAME-BY-GAME STATISTICS

OFFENSE

	Date	Opponent	RUSHING				RECEIVING				PASSING			KICK RETURNS			PUNT RETURNS				tot off		
			No.	Yds	TD	Lg	No.	Yds	TD	Lg	C-A-I	Yds	TD	Lg	No	Yds	TD	Lg	No	Yds		TD	Lg
SEPT	4	STEPHEN F. AUSTIN	17	31	0	16	26	235	1	30	26-45-1	235	1	30	8	120	0	25	0	0	0	0	266
	11	LOUISIANA TECH	40	61	1	12	21	208	1	36	21-41-2	208	1	36	8	203	0	48	2	5	0	3	269
	18	FIU	39	115	1	32	14	117	0	23	14-33-1	117	0	23	6	138	0	28	2	9	0	9	232
	30	at Oklahoma State	26	67	2	19	28	284	2	38	28-42-2	284	2	38	6	144	0	45	2	0	0	0	351
OCT	9	vs. Arkansas	36	132	0	45	27	310	3	71	27-38-1	310	3	71	3	47	0	21	1	1	0	1	442
	16	MISSOURI	25	56	1	16	31	361	3	45	31-47-0	361	3	45	3	86	0	39	3	5	0	7	417
	23	at Kansas	46	201	0	25	16	130	1	32	16-31-2	130	1	32	5	99	0	26	1	2	0	2	331
	30	TEXAS TECH	26	96	1	25	34	356	3	54	34-51-1	356	3	54	6	136	0	48	1	-2	0	0	452
NOV	6	OKLAHOMA	44	72	1	17	36	290	1	29	36-60-1	290	1	29	6	124	0	48	4	34	0	31	362
	13	at Baylor	52	291	4	71	28	212	0	19	28-38-0	212	0	19	6	113	0	25	1	0	0	0	503
	20	NEBRASKA	37	142	0	33	17	164	0	24	17-28-2	164	0	24	1	15	0	15	1	8	0	8	306
	25	at Texas	38	140	1	43	20	219	1	35	20-37-2	219	1	35	3	68	0	32	1	13	0	13	359
NOV	7	vs. LSU	55	288	2	32	10	158	3	42	10-19-1	158	3	42	3	81	0	33	0	0	0	0	446
		Opponents	481	1692	14	71	308	3044	19	71	31308-510-16	3044	19	71	64	1374	0	48	19	75	0	31	4736
		Texas A&M	519	2145	19	84	311	3599	28	69	3111-515-15	3599	28	69	50	1206	2	100	35	247	1	54	5744

DEFENSE

	Date	Opponent	TACKLES			SACKS		FUMBLES			Pass Brk	Blkd Kick	Kicks Att-Mad	2-Pt Conv		Saf	Pts	
			Solo	Ast	Total	TFL-Yds	No-Yds	FF	FR-Yds	Int-Yds				QBH	Run			Rcv
SEPT	4	STEPHEN F. AUSTIN	43	76	119	3.0-19	2.0-14	0	0-0	0-0	0	7	0	1-1	0	0	0	7
	11	LOUISIANA TECH	30	64	94	5.0-16	2.0-11	2	4-0	0-0	0	5	0	2-1	0	0	0	16
	18	FIU	41	32	73	10.0-49	6.0-36	3	1-0	4-77	0	6	0	2-2	0	0	0	20
	30	at Oklahoma State	80	6	86	8.0-42	4.0-31	1	1-63	4-50	3	4	0	5-5	0	0	0	38
OCT	9	vs. Arkansas	24	50	74	7.0-25	2.0-12	1	3-0	1-2	0	8	0	3-3	0	0	0	24
	16	MISSOURI	39	44	83	11.0-55	7.0-46	0	0-0	0-0	0	4	0	4-3	0	0	0	30
	23	at Kansas	46	42	88	5.0-25	2.0-21	1	0-0	0-0	6	4	0	1-1	0	0	0	10
	30	TEXAS TECH	34	70	104	8.0-39	2.0-18	4	2-4	1-14	0	7	0	3-3	0	0	0	27
NOV	6	OKLAHOMA	24	62	86	4.0-33	3.0-28	0	0-0	2-5	1	6	1	2-2	0	0	1	19
	13	at Baylor	41	34	75	7.0-15	0.0-0	1	1-0	0-0	1	2	0	4-3	0	0	0	30
	20	NEBRASKA	37	38	75	8.0-33	3.0-23	0	0-0	0-0	1	3	0	0-0	0	0	0	6
	25	at Texas	43	26	69	5.0-32	2.0-16	2	2-0	0-0	4	4	1	2-2	0	0	0	17
JAN	7	vs. LSU	38	30	68	3.0-18	2.0-16	3	1-10	3-34	0	4	0	5-5	0	0	0	41
		Opponents	514	580	1094	84.0-401	37.0-272	18	15-77	15-182	16	64	2	34-31	0	0	1	285
		Texas A&M	530	512	1042	85.0-392	30.0-231	15	9-0	16-209	27	48	2	50-50	0	0	1	406

SPECIAL TEAMS

	Date	Opponent	No	Yds	PUNTING					FIELD GOALS				KICKOFFS					
					Avg	Long	Blkd	TB	FC	50+	I20	Att-Made	Lg	Blkd	No	Yds	Avg	TB	OB
SEPT	4	STEPHEN F. AUSTIN	9	326	36.2	48	0	1	0	0	0	0-0	0	0	2	114	57.0	0	0
	11	LOUISIANA TECH	8	335	41.9	49	0	0	2	0	3	1-1	37	0	4	244	61.0	0	0
	18	FIU	11	391	35.5	59	0	0	3	1	5	2-2	40	0	5	332	66.4	1	0
	30	at Oklahoma State	6	278	46.3	60	0	1	1	2	1	1-1	40	0	6	420	70.0	5	0
OCT	9	vs. Arkansas	8	343	42.9	60	0	2	3	2	4	2-1	39	0	5	327	65.4	1	0
	16	MISSOURI	6	260	43.3	50	0	0	1	1	3	1-1	21	0	6	381	63.5	1	0
	23	at Kansas	7	292	41.7	70	0	1	0	1	1	1-1	20	0	3	172	57.3	0	0
	30	TEXAS TECH	6	230	38.3	47	0	0	3	0	0	0-0	0	0	5	316	63.2	1	1
NOV	6	OKLAHOMA	5	173	34.6	53	0	0	0	1	2	2-1	45	0	5	311	62.2	0	0
	13	at Baylor	3	116	38.7	45	0	1	0	0	0	4-1	38	1	6	334	55.7	0	0
	20	NEBRASKA	6	245	40.8	49	0	1	1	0	2	2-2	48	0	3	192	64.0	1	0
	25	at Texas	9	354	39.3	51	0	1	0	1	1	1-1	24	0	4	235	58.8	0	0
JAN	7	vs. LSU	1	58	58.0	58	0	1	0	1	0	3-2	50	0	8	511	63.9	0	0
		Opponents	85	3401	40.0	70	0	9	14	10	22	20-14	50	1	62	3889	62.7	10	1
		Texas A&M	69	2461	35.7	53	1	2	21	3	14	21-16	50	0	79	4952	62.7	13	2

RED ZONE

	Date	Opponent	Score	Times In RZ	Times Scored	Total Pts	Rush TDs	Pass TDs	TDs	FGs Made	FGA	Failed to score inside Red Zone					
												Downs	Int	Fumb	Half	Game	
SEPT	4	STEPHEN F. AUSTIN	W 48-7	1	1	7	1	0	1	0	0	0	0	0	0	0	0
	11	LOUISIANA TECH	W 48-16	4	2	10	1	1	0	1	0	0	1	1	0	0	0
	18	FIU	W 27-20	3	2	10	1	1	0	1	0	1	0	0	0	0	0
	30	at Oklahoma State	L 35-38	3	2	14	2	2	0	0	0	0	1	0	0	0	0
OCT	9	vs. Arkansas	L 17-24	3	2	14	2	0	2	0	0	0	0	1	0	0	0
	16	MISSOURI	L 9-30	5	5	30	4	1	3	1	0	0	0	0	0	0	0
	23	at Kansas	W 45-10	3	2	10	1	0	1	1	0	0	1	0	0	0	0
	30	TEXAS TECH	W 45-27	5	3	20	3	1	2	0	0	1	0	1	0	0	0
NOV	6	OKLAHOMA	W 33-19	6	2	14	2	1	1	0	1	3	0	0	0	0	0
	13	at Baylor	W 42-30	4	2	14	2	2	0	0	2	0	0	0	0	0	0
	20	NEBRASKA	W 9-6	2	2	6	0	0	0	2	0	0	0	0	0	0	0
	25	at Texas	W 24-17	4	2	10	1	1	0	1	0	0	1	1	0	0	0
JAN	7	vs. LSU	L 24-41	5	4	24	3	2	1	1	0	0	0	0	1	0	0
		Opponents	— 31 of 48 (64.6%)	48	31	183	23	12	11	8	3	5	4	4	1	0	0
		Texas A&M	— 45 of 51 (88.2%)	51	45	267	33	13	20	12	3	1	0	1	1	0	0

TEAM COMPARISON GAME-BY-GAME

	Date	Opponent	Score	FIRST DOWNS			Pen	RUSHING		PASSING		TOTAL OFFENSE		Return Yards	Turnovers
				Total	Rush	Pass		Number-Yards	Comp-Att-Int	Yards	Plays-Yards				
SEPT	4	STEPHEN F. AUSTIN	48-7	33/13	14/3	18/10	1/0	55-192/17-31	31-44-0/26-45-1	347/235	99-539/62-266	107/120	0/2		
	11	LOUISIANA TECH	48-16	27/17	10/3	15/10	2/4	41-216/40-61	25-38-0/21-41-2	349/208	79-565/81-269	181/208	4/4		
	18	FIU	27-20	20/13	9/8	8/5	3/0	45-206/39-115	11-31-4/14-33-1	194/117	76-400/72-232	121/224	5/1		
	30	at Oklahoma State	35-38	29/21	9/6	20/13	0/2	44-126/26-67	40-62-4/28-42-2	409/284	106-535/68-351	82/257	5/3		
OCT	9	vs. Arkansas	17-24	17/18	9/7	6/11	2/0	33-112/36-132	15-41-1/27-38-1	212/310	74-324/74-442	141/50	4/2		
	16	MISSOURI	9-30	22/22	8/5	13/17	1/0	33-57/25-56	27-48-0/31-47-0	322/361	81-379/72-417	82/91	0/0		
	23	at Kansas	45-10	28/22	14/12	12/6	2/4	46-227/46-201	24-36-0/16-31-2	294/130	82-521/77-331	183/101	0/2		
	30	TEXAS TECH	45-27	35/24	9/7	20/15	6/2	43-174/26-96	36-50-1/34-51-1	449/356	93-623/77-452	83/152	3/3		
NOV	6	OKLAHOMA	33-19	17/29	6/10	10/18	1/1	38-157/44-72	19-32-2/36-60-1	225/290	70-382/104-362	142/163	2/1		
	13	at Baylor	42-30	24/26	9/12	13/12	2/2	35-147/52-291	27-38-0/28-38-0	280/212	73-427/90-503	185/113	1/0		
	20	NEBRASKA	9-6	19/15	9/9	7/6	3/0	41-138/37-142	19-29-0/17-28-2	172/164	70-310/65-306	36/23	0/2		
	25	at Texas	24-17	15/19	7/6	8/10	0/3	36-238/38-140	14-30-0/20-37-2	128/219	66-366/75-359	127/81	2/4		
JAN	7	LSU	24-41	23/24	10/14	12/8	1/2	29-155/55-288	23-36-3/10-19-1	218/158	65-373/74-446	192/125	4/1		
TOTALS				406-285	309/263	123/102	162/141	24/20	519-2145/481-1692	311-515-15/308-510-16	3599/3044	1034-5744/991-4736	1662/1708	30/25	

	Date	Opponent	3rd Down		4th Down		Time of Possession	TOP Margin	Avg Yds/Rush	Avg Yds/Pass	Avg Yds/Play	Punting		Penalties	
			Conversions	Attempts	Conversions	Attempts						Number-Avg	Number-Yards		
SEPT	4	STEPHEN F. AUSTIN	12-19/3-15	15	0-1/1-3	3	37:22/22:38	14:44	3.5/1.8	7.9/5.2	5.4/4.3	3-37.3/9-36.2	3-12/11-80		
	11	LOUISIANA TECH	9-16/7-21	21	0-0/1-3	3	29:44/30:16	-0:32	5.3/1.5	9.2/5.1	7.2/3.3	4-39.8/8-41.9	8-76/3-27		
	18	FIU	4-14/3-18	18	0-1/0-1	1	27:29/32:31	-5:02	4.6/2.9	6.3/3.5	5.3/3.2	6-37.2/11-35.5	5-30/7-50		
	30	at Oklahoma State	11-21/5-13	13	4-5/0-1	1	38:32/21:28	17:04	2.9/2.6	6.6/6.8	5.0/5.2	4-41.8/6-46.3	8-65/8-55		
OCT	9	vs. Arkansas	4-17/6-17	17	2-2/0-1	1	25:47/34:13	-8:26	3.4/3.7	5.2/8.2	4.4/6.0	9-38.7/8-42.9	10-65/13-108		
	16	MISSOURI	6-19/3-12	12	1-4/0-1	1	32:00/28:00	4:00	1.7/2.2	6.7/7.7	4.7/5.8	7-38.3/6-43.3	8-46/4-20		
	23	at Kansas	9-15/4-18	18	0-1/2-4	4	30:00/30:00	0:00	4.9/4.4	8.2/4.2	6.4/4.3	4-32.5/7-41.7	12-130/5-56		
	30	TEXAS TECH	5-12/6-16	16	0-1/1-3	3	33:14/26:46	6:28	4.0/3.7	9.0/7.0	6.7/5.9	3-42.3/6-38.3	9-75/8-81		
NOV	6	OKLAHOMA	7-17/11-23	23	1-1/2-6	6	28:34/31:26	-2:52	4.1/1.6	7.0/4.8	5.5/3.5	7-33.3/5-34.6	13-83/4-29		
	13	at Baylor	8-14/12-21	21	1-2/0-2	2	25:10/34:50	-9:40	4.2/5.6	7.4/5.6	5.8/5.6	4-29.5/3-38.7	11-106/8-78		
	20	NEBRASKA	2-13/5-15	15	0-1/1-2	2	28:47/31:13	-2:26	3.4/3.8	5.9/5.9	4.4/4.7	7-31.4/6-40.8	2-10/16-145		
	25	at Texas	4-15/6-18	18	0-0/0-0	0	26:19/33:41	-7:22	6.6/3.7	4.3/5.9	5.5/4.8	9-33.3/9-39.3	8-74/4-25		
JAN	7	LSU	3-9/9-15	15	1-1/0-0	0	22:34/37:26	-14:52	5.3/5.2	6.1/8.3	5.7/6.0	2-28.0/1-58.0	4-40/3-25		
TOTALS			84-201/80-222	222	10-20/8-27	27	385:32/394:28	-8:56	4.1/3.5	7.0/6.0	5.6/4.8	69-35.7/85-40.0	812/779		

numbers formatted in team/opponent format.

TEXAS A&M INDIVIDUAL STATISTICS

RUSHING

	GP	Att	Gain	Loss	Net	Avg	TD	Long	Avg/G
32 Gray, Cyrus	13	200	1180	47	1133	5.7	12	84	87.2
33 Michael, Christine	8	126	653	22	631	5.0	4	67	78.9
1 Johnson, Jerrod	7	79	323	177	146	1.8	2	17	20.9
20 Stephens, Bradley	11	32	130	2	128	4.0	0	11	11.6
17 Tannehill, Ryan	13	51	202	126	76	1.5	1	48	5.8
25 Swope, Ryan	13	11	66	8	58	5.3	0	14	4.5
7 Nwachukwu, Uzoma	13	3	12	0	12	4.0	0	5	0.9
80 Prioleau, Hutson	12	1	1	0	1	1.0	0	1	0.1
TOTAL	13	519	2567	422	2145	4.1	19	84	165.0
OPPONENTS	13	481	2097	405	1692	3.5	14	71	130.2

PASSING

	GP	Effc	Comp-Att-Int	Pct	Yds	TD	Lng	Avg/G
1 Johnson, Jerrod	7	125.36	158-279-9	56.6	1947	14	69	278.1
17 Tannehill, Ryan	13	136.96	152-234-6	65.0	1638	13	64	126.0
TOTAL	13	131.21	311-515-15	60.4	3599	28	69	276.8
OPPONENTS	13	116.55	308-510-16	60.4	3044	19	71	234.2

TOTAL OFFENSE

	G	Plays	Rush	Pass	Total	Avg/G
1 Johnson, Jerrod	7	358	146	1947	2093	299.0
17 Tannehill, Ryan	13	285	76	1638	1714	131.8
32 Gray, Cyrus	13	201	1133	14	1147	88.2
33 Michael, Christine	8	126	631	0	631	78.9
20 Stephens, Bradley	11	32	128	0	128	11.6
25 Swope, Ryan	13	11	58	0	58	4.5
7 Nwachukwu, Uzoma	13	3	12	0	12	0.9
80 Prioleau, Hutson	12	1	1	0	1	0.1
TOTAL	13	1034	2145	3599	5744	441.8
OPPONENTS	13	991	1692	3044	4736	364.3

RECEIVING

	GP	No.	Yds	Avg	TD	Long	Avg/G
8 Fuller, Jeff	13	72	1066	14.8	12	69	82.0
25 Swope, Ryan	13	72	825	11.5	4	64	63.5
7 Nwachukwu, Uzoma	13	36	407	11.3	4	44	31.3
32 Gray, Cyrus	13	34	251	7.4	1	28	19.3
5 McNeal, Kenric	11	23	202	8.8	2	32	18.4
33 Michael, Christine	8	13	174	13.4	0	60	21.8
17 Tannehill, Ryan	13	11	143	13.0	1	38	11.0
87 Hicks, Nehemiah	13	11	141	12.8	0	28	10.8
11 McCoy, Terrence	13	9	110	12.2	1	33	8.5
80 Prioleau, Hutson	12	9	58	6.4	1	18	4.8
4 Jackson, Brandal	11	8	112	14.0	0	32	10.2
20 Stephens, Bradley	11	6	71	11.8	0	22	6.5
19 Lamothe, Michael	12	6	42	7.0	2	12	3.5
70 Allen, Matt	13	1	-3	-3.0	0	0	-0.2
Total	13	311	3599	11.6	28	69	276.8
Opponents	13	308	3044	9.9	19	71	234.2

TEXAS A&M INDIVIDUAL STATISTICS

ALL-PURPOSE

	G	Rush	Rec	PR	KOR	IR	Tot	Avg/G
32 Gray, Cyrus	13	1133	251	0	422	0	1806	138.9
8 Fuller, Jeff	13	0	1066	0	0	0	1066	82.0
25 Swope, Ryan	13	58	825	0	87	0	970	74.6
33 Michael, Christine	8	631	174	0	16	0	821	102.6
5 Judie, Coryell	13	0	0	0	605	31	636	48.9
7 Nwachukwu, Uzoma	13	12	407	0	0	0	419	32.2
5 McNeal, Kenric	11	0	202	138	0	0	340	30.9
17 Tannehill, Ryan	13	76	143	0	0	0	219	16.8
22 Harris, Dustin	13	0	0	92	0	117	209	16.1
20 Stephens, Bradley	11	128	71	0	0	0	199	18.1
87 Hicks, Nehemiah	13	0	141	0	6	0	147	11.3
1 Johnson, Jerrod	7	146	0	0	0	0	146	20.9
4 Jackson, Brandal	11	0	112	0	18	0	130	11.8
11 McCoy, Terrence	13	0	110	0	0	0	110	8.5
80 Prioleau, Hutson	12	1	58	0	0	0	59	4.9
19 Lamothe, Michael	12	0	42	0	11	0	53	4.4
23 Malena, Ben	6	0	0	0	46	0	46	7.7
7 Frederick, Terrence	13	0	0	-6	0	34	28	2.2
9 Askew, Nate	7	0	0	23	0	0	23	3.3
3 Smith, Lionel	13	0	0	0	0	13	13	1.0
94 Moore, Damontre	13	0	0	0	0	8	8	0.6
40 Miller, Von	13	0	0	0	0	3	3	0.2
37 Hodges, Michael	13	0	0	0	0	3	3	0.2
70 Allen, Matt	13	0	-3	0	0	0	-3	-0.2
15 Brown, Kenny	13	0	0	0	-5	0	-5	-0.4
Total	13	2145	3599	247	1206	209	7406	569.7
Opponents	13	1692	3044	75	1374	182	6367	489.8

FIELD GOALS

	FGM-FGA	Pct	01-19	20-29	30-39	40-49	50-99	Lg	Blk
28 Bullock, Randy	16-21	76.2	1-1	8-9	5-7	1-2	1-2	50	0
Total	16-21	76.2	1-1	8-9	5-7	1-2	1-2	50	0

FG SEQUENCE	TEXAS A&M	OPPONENTS
Stephen F. Austin	24,(32),(27)	-
Louisiana Tech	35,(40),(22)	(37)
FIU	(23),(39)	(33),(40)
Oklahoma State	-	(40)
Arkansas	(38)	49,(39)
Missouri	(24)	(21)
Kansas	(32)	(20)
Texas Tech	(28),40	-
Oklahoma	(27)	(45),36
Baylor	-	(38),41,27,39
Nebraska	(29),(28),(19)	(48),(29)
Texas	38,(50)	(24)
LSU	(39),52	44,(50),(26)

Numbers in (parentheses) indicate field goal was made. * blocked

PUNTING

	No.	Yds	Avg	Long	TB	FC	I20	Blkd
48 Epperson, Ryan	41	1541	37.6	52	1	15	5	1
26 Wood, Ken	14	490	35.0	53	0	5	5	0
39 Jaroszewski, Jared	9	355	39.4	50	1	1	3	0
17 Tannehill, Ryan	3	75	25.0	33	0	0	1	0
Total	69	2461	35.7	53	2	21	14	1
Opponents	85	3401	40.0	70	9	14	22	0

KICKOFFS

	No.	Yds	Avg	TB	OB	Retn	Net	YdLn
28 Bullock, Randy	77	4820	62.6	13	2			
31 Serres, Kyle	2	132	66.0	0	0			
Total	79	4952	62.7	13	2	1374	42.0	28
Opponents	62	3889	62.7	10	1	1206	40.0	29

SCORING

	TD	FGs	PATs				DXP	Saf	Points
			Kick	Rush	Rcv	Pass			
28 Bullock, Randy	0	16-21	50-50	0-0	0	0-0	0	0	98
32 Gray, Cyrus	13	0-0	0-0	0-0	0	0-0	0	0	78
8 Fuller, Jeff	12	0-0	0-0	0-0	0	0-0	0	0	72
7 Nwachukwu, Uzoma	4	0-0	0-0	0-0	0	0-0	0	0	24
33 Michael, Christine	4	0-0	0-0	0-0	0	0-0	0	0	24
25 Swope, Ryan	4	0-0	0-0	0-0	0	0-0	0	0	24
17 Tannehill, Ryan	2	0-0	0-0	0-0	0	0-0	0	0	12
5 McNeal, Kenric	2	0-0	0-0	0-0	0	0-0	0	0	12
5 Judie, Coryell	2	0-0	0-0	0-0	0	0-0	0	0	12
19 Lamothe, Michael	2	0-0	0-0	0-0	0	0-0	0	0	12
22 Harris, Dustin	2	0-0	0-0	0-0	0	0-0	0	0	12
1 Johnson, Jerrod	2	0-0	0-0	0-0	0	0-1	0	0	12
11 McCoy, Terrence	1	0-0	0-0	0-0	0	0-0	0	0	6
80 Prioleau, Hutson	1	0-0	0-0	0-0	0	0-0	0	0	6
Total	51	16-21	50-50	0-0	0	0-1	0	1	406
Opponents	35	14-20	31-34	0-0	0	0-1	0	1	285

INTERCEPTIONS

	No.	Yds	Avg	TD	Long
5 Judie, Coryell	4	31	7.8	0	35
22 Harris, Dustin	4	117	29.2	1	83
37 Hodges, Michael	2	3	1.5	0	3
1 Hunter, Trent	2	0	0.0	0	0
94 Moore, Damontre	1	8	8.0	0	8
7 Frederick, Terrence	1	34	34.0	0	34
40 Miller, Von	1	3	3.0	0	3
3 Smith, Lionel	1	13	13.0	0	13
Total	16	209	13.1	1	83
Opponents	15	182	12.1	1	54

PUNT RETURNS

	No.	Yds	Avg	TD	Long
5 McNeal, Kenric	24	138	5.8	0	20
22 Harris, Dustin	8	92	11.5	1	54
7 Frederick, Terrence	2	-6	-3.0	0	0
9 Askew, Nate	1	23	23.0	0	23
Total	35	247	7.1	1	54
Opponents	19	75	3.9	0	31

KICK RETURNS

	No.	Yds	Avg	TD	Long
5 Judie, Coryell	20	605	30.2	2	100
32 Gray, Cyrus	17	422	24.8	0	47
25 Swope, Ryan	5	87	17.4	0	22
23 Malena, Ben	3	46	15.3	0	21
87 Hicks, Nehemiah	2	6	3.0	0	4
33 Michael, Christine	1	16	16.0	0	16
19 Lamothe, Michael	1	11	11.0	0	11
4 Jackson, Brandal	1	18	18.0	0	18
15 Brown, Kenny	0	-5	0.0	0	0
Total	50	1206	24.1	2	100
Opponents	64	1374	21.5	0	48

FUMBLE RETURNS

	No.	Yds	Avg	TD	Long
Total	0	0	0.0	0	0
Opponents	3	77	25.7	1	63

TEXAS A&M DEFENSIVE STATISTICS

	GP-GS	Tackles			TFL/Yds	Sacks No-Yds	Pass Def			Fumbles		Blkd Kick	Saf
		Solo	Ast	Total			Int-Yds	BrUp	QBH	Rcv-Yds	FF		
37 Hodges, Michael	13-13	61	54	115	7.5-44	4.5-34	2-3	3	3	.	1	.	.
8 Williams, Garrick	13-13	54	58	112	5.0-14	.	.	1	.	1-0	1	.	.
10 Porter, Sean	13-13	35	39	74	7.0-20	0.5-2	.	6	1	1-0	.	.	.
40 Miller, Von	13-13	38	30	68	17.5-101	10.5-81	1-3	6	6	2-0	3	.	.
1 Hunter, Trent	13-12	37	25	62	1.5-2	.	2-0	.	.	.	1	.	.
5 Judie, Coryell	13-10	29	28	57	2.0-6	.	4-31	4
7 Frederick, Terrence	13-13	40	17	57	8.0-44	1.0-22	1-34	9	2	1-0	1	.	.
77 Patterson, Lucas	13-13	22	28	50	5.0-21	3.0-15	.	.	5	.	1	.	.
83 Jerod-Eddie, Tony	13-13	22	27	49	2.5-6	.	.	2	.	.	.	1	.
21 Terrell, Steven	13-7	19	27	46	0.5-0	.	.	2	.	1-0	.	.	.
22 Harris, Dustin	13-3	30	13	43	1.5-2	.	4-117	9	.	1-0	.	1	.
92 Mathis, Jonathan	13-7	12	29	41	3.5-20	0.5-1	.	2	3	.	1	.	.
94 Moore, Damontre	13-0	18	22	40	6.5-42	5.5-38	1-8	1	2	.	3	.	.
2 Campbell, Steven	9-7	14	19	33	2.0-15	1.0-11	.	1
19 Brown, Eddie	13-6	11	14	25	5.0-20	1.5-11	.	.	.	1-0	.	.	.
99 Nealy, Spencer	13-0	7	13	20	2.5-7	.	.	1	2
18 Mangan, Kyle	12-0	5	12	17	1.5-5	2	.	.
3 Smith, Lionel	13-0	10	6	16	1.0-1	.	1-13	1	1	.	1	.	.
33 Thompson, DeAndre	13-0	7	6	13	1.0-3
9 Thomas, Charlie	13-0	5	6	11
4 Hurd, Toney	12-0	5	4	9
29 Cheatham, Blane	13-0	3	6	9	1-0	.	.	.
24 Johnson, Malcom	13-0	6	2	8	1.0-1
90 Bass, Ben	13-0	2	5	7	1.0-13	1.0-13
11 Stewart, Jonathan	13-0	4	3	7	1.0-2
15 Brown, Kenny	13-0	3	4	7
27 Jones, CJ	6-0	5	1	6
11 McCoy, Terrence	13-6	4	1	5
47 Russell, Caleb	8-0	1	3	4	1.0-3	1.0-3
9 Askew, Nate	7-0	2	1	3	1
6 Gardiner, Desmond	10-0	.	3	3
95 Bredthauer, Ben	13-0	1	2	3
23 Malena, Ben	6-0	2	.	2
89 Robinson, Ivan	4-0	1	1	2
7 Nwachukwu, Uzoma	13-6	2	.	2
43 Arterburn, Aaron	3-0	2	.	2
28 Bullock, Randy	13-0	1	1	2
32 Gray, Cyrus	13-7	2	.	2
17 Tannehill, Ryan	13-6	1	.	1
8 Fuller, Jeff	13-13	1	.	1
14 Furtch, Keon	1-0	1	.	1
4 Jackson, Brandal	11-1	.	1	1
61 Lewis, Patrick	13-13	1	.	1
80 Prioleau, Hutson	12-3	1	.	1
48 Epperson, Ryan	9-0	1	.	1
30 Bishop, Don	12-0	1	.	1
44 Wolridge, Andrew	3-0	.	1	1
1 Johnson, Jerrod	7-7	1	.	1
19 Lamothe, Michael	12-0	1
TM Team	10-0	1
Total.....	13-0	530	512	1042	85-392	30-231	16-209	48	27	9-0	15	2	1
Opponents.....	13-0	514	580	1094	84.0-401	37-272	15-182	64	16	15-77	18	2	1

LEADERS

SOLO TACKLES

37 M. Hodges	61
8 G. Williams.....	54
7 T. Frederick	40
40 V. Miller	38
1 T. Hunter	37
10 S. Porter.....	35

ASSISTED TACKLES

37 M. Hodges	54
8 G. Williams.....	58
10 S. Porter.....	39
40 V. Miller	30
92 J. Mathis	29
5 C. Judie	28
77 L Patterson.....	28

TACKLES FOR LOSS/YDS

40 V. Miller	14.5
7 T. Frederick	8.0
37 M. Hodges	7.5
10 S. Porter.....	7.0
94 D. Moore	6.5

QB SACKS/YDS

40 V. Miller	10.5
94 D. Moore	5.5
37 M. Hodges	4.5
77 L Patterson.....	2.0
19 E. Brown	1.5
90 B. Bass	1.0
2 S. Campbell.....	1.0
7 T. Frederick	1.0
47 C. Russell	1.0

SPECIAL TEAMS TACKLES

10 S. Porter.....	12
33 D. Thompson	12
15 K. Brown	7
29 B. Cheatham	7
3 L. Smith.....	6
22 D. Harris.....	5
4 T. Hurd	5
24 M. Johnson.....	5
27 C. Jones.....	5
9 C. Thomas.....	5

PARTICIPATION CHART

Name	GP/GS	SFA	LA TECH	FIU	OSU	ARK	MIZ	KU	TT	OU	BU	NU	UT	LSU
82 Adame, David	3/-	XXX	XXX	XXX
70 Allen, Matt	13/13	START	START	START	START	START	START	START	START	START	START	START	START	START
43 Arterburn,Aar.	3/-	XXX	XXX	XXX
9 Askew, Nate	7/-	XXX	XXX	XXX	XXX	XXX	XXX	...	XXX
74 Baker, Danny	13/-	XXX	XXX	XXX	XXX	XXX	XXX	XXX	XXX	XXX	XXX	XXX	XXX	XXX
90 Bass, Ben	13/-	XXX	XXX	XXX	XXX	XXX	XXX	XXX	XXX	XXX	XXX	XXX	XXX	XXX
10 Beyer, Cody	1/-	...	XXX
30 Bishop, Don	12/-	XXX	XXX	XXX	XXX	XXX	...	XXX	XXX	XXX	XXX	XXX	XXX	XXX
95 Bredthauer, Ben	13/-	XXX	XXX	XXX	XXX	XXX	XXX	XXX	XXX	XXX	XXX	XXX	XXX	XXX
19 Brown, Eddie	13/6	START	START	START	START	START	START	START	START	START	START	START	START	START
15 Brown, Kenny	13/-	XXX	XXX	XXX	XXX	XXX	XXX	XXX	XXX	XXX	XXX	XXX	XXX	XXX
28 Bullock, Randy	13/-	XXX	XXX	XXX	XXX	XXX	XXX	XXX	XXX	XXX	XXX	XXX	XXX	XXX
17 Cafilisch, Chris	4/-	XXX	XXX	XXX	XXX
2 Campbell,S.	9/7	XXX	XXX	START	START	START	START	...	START	START	START
29 Cheatham, Blane	13/-	XXX	XXX	XXX	XXX	XXX	XXX	XXX	XXX	XXX	XXX	XXX	XXX	XXX
79 Childress,Wel.	1/-	XXX
13 Dorman, Tommy	2/-	XXX	XXX
55 Dube, Chase	1/-	XXX
96 Ebbitt, Michael	1/-	XXX
65 Eike, Evan	7/6	START	START	START	START	START	START	START	START	START	START	START	START	START
48 Epperson, Ryan	9/-	XXX	XXX	XXX	XXX	XXX	XXX	XXX	XXX	XXX
7 Frederick,T.	13/13	START	START	START	START	START	START	START	START	START	START	START	START	START
8 Fuller, Jeff	13/13	START	START	START	START	START	START	START	START	START	START	START	START	START
14 Furtch, Keon	1/-	XXX
6 Gardiner,Des.	10/-	...	XXX	XXX	XXX	XXX	XXX	XXX	XXX	XXX	XXX	XXX
32 Gray, Cyrus	13/7	XXX	XXX	XXX	XXX	XXX	XXX	START	START	START	START	START	START	START
22 Harris, Dustin	13/3	XXX	XXX	XXX	XXX	XXX	XXX	START	START	START	START	XXX	XXX	XXX
87 Hicks, Nehemiah	13/9	START	START	START	START	START	START	START	XXX	START	START	XXX	XXX	START
37 Hodges, Michael	13/13	START	START	START	START	START	START	START	START	START	START	START	START	START
1 Hunter, Trent	13/12	START	START	START	START	START	START	START	XXX	START	START	START	START	START
4 Hurd, Toney	12/-	XXX	XXX	...	XXX	XXX	XXX	XXX	XXX	XXX	XXX	XXX	XXX	XXX
62 Hyde, Jeffrey	1/-	XXX
4 Jackson,Bran.	11/1	XXX	XXX	XXX	...	XXX	XXX	START	XXX	...	XXX	XXX	XXX	XXX
39 Jaroszewski,J.	3/-	XXX	XXX	XXX
83 Jerod-Eddie,T.	13/13	START	START	START	START	START	START	START	START	START	START	START	START	START
76 Joeckel, Luke	13/13	START	START	START	START	START	START	START	START	START	START	START	START	START
1 Johnson, Jerrod	7/7	START	START	START	START	START	START	START	START
24 Johnson, Malcom	13/-	XXX	XXX	XXX	XXX	XXX	XXX	XXX	XXX	XXX	XXX	XXX	XXX	XXX
27 Jones, CJ	6/-	XXX	XXX	XXX	XXX	XXX	XXX
5 Judie, Coryell	13/10	START	START	START	START	START	START	START	XXX	XXX	XXX	START	START	START
77 Klinke, Shep	3/-	XXX	XXX	XXX
19 Lamothe,Mich.	12/-	...	XXX	XXX	XXX	XXX	XXX	XXX	XXX	XXX	XXX	XXX	XXX	XXX
61 Lewis, Patrick	13/13	START	START	START	START	START	START	START	START	START	START	START	START	START
23 Malena, Ben	6/-	XXX	...	XXX	XXX	XXX	XXX	XXX
18 Mangan, Kyle	12/-	XXX	XXX	XXX	XXX	XXX	XXX	...	XXX	XXX	XXX	XXX	XXX	XXX
92 Mathis,Jonath.	13/7	XXX	XXX	XXX	XXX	XXX	XXX	START	START	START	START	START	START	START
75 Matthews, Jake	10/7	XXX	XXX	XXX	START	START	START	START	START	START	START
11 McCoy, Terrence	13/6	XXX	START	START	START	START	START	START	XXX	XXX	START	XXX	XXX	XXX
5 McNeal, Kenric	11/1	XXX	XXX	XXX	XXX	START	XXX	XXX	XXX	XXX	XXX	XXX
33 Michael,Chr.	8/6	START	START	START	START	START	START	START	XXX	XXX
40 Miller, Von	13/13	START	START	START	START	START	START	START	START	START	START	START	START	START
94 Moore, Damontre	13/-	XXX	XXX	XXX	XXX	XXX	XXX	XXX	XXX	XXX	XXX	XXX	XXX	XXX
99 Nealy, Spencer	13/-	XXX	XXX	XXX	XXX	XXX	XXX	XXX	XXX	XXX	XXX	XXX	XXX	XXX
7 Nwachukwu,U.	13/6	START	START	START	START	START	START	START	START	START	START	START	START	START
23 Patterson,Dom.	5/-	XXX	XXX	XXX	XXX	XXX
77 Patterson,L.	13/13	START	START	START	START	START	START	START	START	START	START	START	START	START
12 Porter, Sean	13/13	START	START	START	START	START	START	START	START	START	START	START	START	START
80 Prioleau,Hut.	12/3	...	XXX	XXX	XXX	XXX	XXX	XXX	XXX	XXX	START	START	XXX	START
24 Randle, Taylor	2/-	...	XXX	XXX
89 Robinson, Ivan	4/-	XXX	XXX	XXX	...	XXX
47 Russell, Caleb	8/-	XXX	XXX	XXX	XXX	...	XXX	XXX	XXX	XXX
73 Scales, Rhontae	13/-	XXX	XXX	XXX	XXX	XXX	XXX	XXX	XXX	XXX	XXX	XXX	XXX	XXX
31 Serres, Kyle	1/-	...	XXX
45 Sherman, Matt	1/-	XXX
3 Smith,Lionel	13/-	XXX	XXX	XXX	XXX	XXX	XXX	XXX	XXX	XXX	XXX	XXX	XXX	XXX
20 Stephens,Brad.	11/-	XXX	XXX	...	XXX	...	XXX	XXX	XXX	XXX	XXX	XXX	XXX	XXX
11 Stewart,Jonat.	13/-	XXX	XXX	XXX	XXX	XXX	XXX	XXX	XXX	XXX	XXX	XXX	XXX	XXX
25 Swope, Ryan	13/13	START	START	START	START	START	START	START	START	START	START	START	START	START
17 Tannehill, Ryan	13/6	XXX	XXX	XXX	XXX	XXX	XXX	XXX	START	START	START	START	START	START
21 Terrell, Steven	13/7	START	START	START	START	START	START	XXX	START	XXX	START	XXX	XXX	XXX
71 Thomas, Brian	13/13	START	START	START	START	START	START	START	START	START	START	START	START	START
9 Thomas, Charlie	13/-	XXX	XXX	XXX	XXX	XXX	XXX	XXX	XXX	XXX	XXX	XXX	XXX	XXX
33 Thompson, DeAn.	13/-	XXX	XXX	XXX	XXX	XXX	XXX	XXX	XXX	XXX	XXX	XXX	XXX	XXX
29 Vela, Anthony	1/-	XXX	...
67 Villavisencio	4/-	XXX	XXX	...	XXX	XXX
8 Williams,Garr.	13/13	START	START	START	START	START	START	START	START	START	START	START	START	START
44 Wolridge,And.	3/-	XXX	XXX	...	XXX
26 Wood, Ken	3/-	XXX	XXX	XXX
59 Woodum, Allen	1/-	XXX



RUSHING/RECEIVING/PASSING GAME-BY-GAME

RUSHING

Name	No-Yds/TD	SFA	La Tech	FIU	OSU	ARK	MIZ	KU	TT	OU	BU	NU	UT	LSU
32 Gray, Cyrus	200-1133/12	16-61/0	13-42/1	9-85/1	5--3/0	5-7/0	1-3/0	13-117/1	16-102/2	21-122/1	28-137/4	26-137/0	27-223/2	20-100/0
33 Michael,Chr.	126-631/4	22-105/2	14-107/0	21-119/1	24-97/0	18-79/1	14-52/0	6-33/0	7-39/0	DNP	DNP	DNP	DNP	DNP
1 Johnson, Jerrod	79-146/2	9-6/1	8-50/0	13-4/0	13-13/0	8-40/0	17-5/0	11-28/1	DNP	DNP	DNP	DNP	DNP	DNP
20 Stephens,Brad.	32-128/0	7-17/0	4-14/0	DNP	-	DNP	-	8-38/0	9-46/0	1-0/0	-	1-1/0	-	2-12/0
17 Tannehill, Ryan	51-76/1	-	-	-	-	-	-	5-13/1	9-0/0	12-24/0	3-5/0	10--8/0	5--1/0	7-43/0
25 Swope, Ryan	11-58/0	-	-	-	2-19/0	1--2/0	-	-	-	1-12/0	1-3/0	2-10/0	4-16/0	-
7 Nwachukwu,U.	3-12/0	1-3/0	1-5/0	-	-	-	-	-	-	-	1-4/0	-	-	-
80 Prioleau,Hut.	1-1/0	DNP	-	-	-	-	-	-	-	1-1/0	-	-	-	-

RECEIVING

Name	No-Yds/TD	SFA	La Tech	FIU	OSU	ARK	MIZ	KU	TT	OU	BU	NU	UT	LSU
8 Fuller, Jeff	72-1066/12	4-47/2	10-160/1	4-73/0	8-69/2	8-154/1	5-63/1	5-121/2	11-171/2	3-28/0	3-37/0	1-36/0	3-24/1	7-83/0
25 Swope, Ryan	72-825/4	13-106/0	5-50/0	3-46/0	6-80/1	2-12/0	4-50/0	9-70/1	7-105/0	8-136/1	4-56/1	4-49/0	2-20/0	5-45/0
7 Nwachukwu,U.	36-407/4	2-11/0	2-45/2	1-19/0	5-60/0	1-17/0	1-7/0	4-39/0	5-69/0	1-14/0	8-73/0	1-4/0	1-11/0	4-38/2
32 Gray, Cyrus	34-251/1	4-54/0	1-7/0	1-17/0	2-5/1	2-17/0	4-25/0	-	4-11/0	2-13/0	3-24/0	9-65/0	1-4/0	1-9/0
5 McNeal, Kenric	23-202/2	2-17/0	DNP	DNP	3-26/1	-	3-20/0	2-8/0	-	1-4/0	4-50/0	-	6-64/0	2-13/1
33 Michael,Chr.	13-174/0	1-46/0	1--3/0	1-6/0	3-12/0	1--2/0	4-94/0	-	2-21/0	DNP	DNP	DNP	DNP	DNP
17 Tannehill, Ryan	11-143/1	1-9/0	3-32/1	-	3-68/0	1-14/0	3-20/0	-	-	-	-	-	-	-
87 Hicks, Nehemiah	11-141/0	3-38/0	1-28/0	-	3-47/0	-	1-6/0	-	1-14/0	-	1-5/0	1-3/0	-	-
4 Jackson,Bran.	8-112/0	-	-	-	DNP	-	1-28/0	3-45/0	1-11/0	DNP	-	1-8/0	-	2-20/0
11 McCoy, Terrence	9-110/1	-	1-12/0	1-33/1	4-35/0	-	1-9/0	-	2-21/0	-	-	-	-	-
20 Stephens,Brad.	6-71/0	1-19/0	-	DNP	-	DNP	-	-	1-22/0	1-11/0	2-16/0	1-3/0	-	-
80 Prioleau,Hut.	9-58/1	DNP	1-18/0	-	2-10/0	-	-	-	-	2-14/1	1-7/0	1-4/0	1-5/0	1-0/0
19 Lamothe,Mich.	6-42/2	DNP	-	-	-	-	-	1-11/0	2-4/2	1-5/0	1-12/0	-	-	1-10/0
70 Allen, Matt	1--3/0	-	-	-	1--3/0	-	-	-	-	-	-	-	-	-

PASSING

#1 JERROD JOHNSON

	Att	Comp	Int	Pct	Yards	TD	Long	Sack	Yds	Effic
STEPHEN F. AUSTIN	40	28	0	70.0	322	2	46	2	14	154.1
LOUISIANA TECH	38	25	0	65.8	349	4	56	2	11	177.7
FIU	31	11	4	35.5	194	1	33	6	36	72.9
at Oklahoma State	62	40	4	64.5	409	5	38	4	31	133.6
vs Arkansas	40	15	1	37.5	212	1	69	2	12	85.3
MISSOURI	48	27	0	56.2	322	1	60	7	46	119.5
at Kansas	20	12	0	60.0	139	0	40	2	21	118.4
TEXAS TECH	0	0	0	-	0	0	-	0	0	-
OKLAHOMA	0	0	0	-	0	0	-	0	0	-
at Baylor	0	0	0	-	0	0	-	0	0	-
NEBRASKA	0	0	0	-	0	0	-	0	0	-
at Texas	0	0	0	-	0	0	-	0	0	-
vs LSU	0	0	0	-	0	0	-	0	0	-
TOTALS	279	158	9	56.6	1947	14	69	25	171	125.4

#17 RYAN TANNEHILL

	Att	Comp	Int	Pct	Yards	TD	Long	Sack	Yds	Effic
STEPHEN F. AUSTIN	4	3	0	75.0	25	0	19	0	0	127.5
Louisiana Tech	0	0	0	-	0	0	-	0	0	-
FIU	0	0	0	-	0	0	-	0	0	-
at Oklahoma State	0	0	0	-	0	0	-	0	0	-
vs Arkansas	0	0	0	-	0	0	-	0	0	-
MISSOURI	0	0	0	-	0	0	-	0	0	-
at Kansas	16	12	0	75.0	155	3	39	0	0	218.2
TEXAS TECH	50	36	1	72.0	449	4	34	2	18	169.8
OKLAHOMA	32	19	2	59.4	225	2	64	3	28	126.6
at Baylor	38	27	0	71.1	280	1	36	0	0	141.6
NEBRASKA	29	19	0	65.5	172	0	36	3	23	115.3
at Texas	30	14	0	46.7	128	1	32	2	16	93.5
vs LSU	35	22	3	62.9	204	2	21	2	16	113.5
TOTALS	234	152	6	65.0	1638	13	64	12	101	137.0

#32 CYRUS GRAY

	Att	Comp	Int	Pct	Yards	TD	Long	Sack	Yds	Effic
STEPHEN F. AUSTIN	0	0	0	-	0	0	-	0	0	-
LOUISIANA TECH	0	0	0	-	0	0	-	0	0	-
FIU	0	0	0	-	0	0	-	0	0	-
at Oklahoma State	0	0	0	-	0	0	-	0	0	-
vs Arkansas	0	0	0	-	0	0	-	0	0	-
MISSOURI	0	0	0	-	0	0	-	0	0	-
at Kansas	0	0	0	-	0	0	-	0	0	-
TEXAS TECH	0	0	0	-	0	0	-	0	0	-
OKLAHOMA	0	0	0	-	0	0	-	0	0	-
at Baylor	0	0	0	-	0	0	-	0	0	-
NEBRASKA	0	0	0	-	0	0	-	0	0	-
at Texas	0	0	0	-	0	0	-	0	0	-
vs LSU	1	1	0	100.0	14	1	14	0	0	547.6
TOTALS	1	1	0	100.0	14	1	14	0	0	547.6

TACKLES GAME-BY-GAME

Name	Solo/Ast	Total	SFA	La Tech	FIU	OSU	ARK	MIZ	KU	TT	OU	BU	NU	UT	LSU
37 Hodges, Michael	61-54	115	1-2	3-3	4-6	4-1	2-3	2-8	9-3	1-5	8-11	5-3	12-2	8-5	2-2
8 Williams, Garr.	54-58	112	3-4	5-4	6-5	4-4	2-2	1-8	3-4	3-5	4-3	9-2	2-7	6-1	6-9
10 Porter, Sean	35-39	74	1-2	3-2	3-5	7-3	1-4	1-2	3-0	2-6	2-5	4-0	1-5	4-2	3-3
40 Miller, Von	38-30	68	0-1	0-2	3-0	1-1	6-0	2-4	2-2	4-1	3-5	5-4	4-2	4-3	4-5
1 Hunter, Trent	37-25	62	2-2	3-2	1-3	5-1	1-1	2-2	0-1	6-2	2-0	7-2	3-1	1-3	4-5
5 Judie, Coryell	29-28	57	2-1	0-4	2-2	2-0	4-4	3-5	1-0	1-2	5-1	2-1	3-4	3-0	1-4
7 Frederick, T.	40-17	57	2-1	4-2	2-1	3-1	5-2	4-1	3-1	2-1	4-4	5-0	0-1	3-0	3-2
77 Patterson, L.	22-28	50	-	2-3	1-1	3-0	2-4	1-1	0-2	0-2	4-4	6-0	1-7	0-2	2-2
83 Jerod-Eddie, T.	22-27	49	3-2	0-1	0-6	2-0	1-1	0-1	3-0	2-5	5-3	3-2	1-3	2-0	0-3
21 Terrell, Steven	19-27	46	2-2	2-1	0-5	3-1	0-8	2-1	3-1	0-2	-	6-3	-	0-1	1-2
22 Harris, Dustin	30-13	43	1-1	2-2	-	3-0	4-0	2-1	4-0	1-3	1-3	6-1	2-0	2-0	2-2
92 Mathis, Jonath.	12-29	41	0-1	1-4	1-5	2-0	0-1	2-0	4-2	0-6	1-4	1-2	0-2	-	0-2
94 Moore, Damontre	18-22	40	3-2	4-3	0-4	1-0	2-2	0-1	2-3	0-2	2-3	1-1	1-0	2-0	0-1
2 Campbell, S.	14-19	33	DNP	DNP	DNP	-	0-1	2-3	3-0	2-4	4-3	DNP	2-4	0-1	1-3
19 Brown, Eddie	11-14	25	1-2	1-1	2-2	2-0	2-2	0-1	-	0-1	0-3	3-1	-	0-1	-
99 Nealy, Spencer	7-13	20	0-2	1-5	2-0	-	1-0	1-0	1-0	-	0-2	-	-	1-4	-
18 Mangan, Kyle	5-12	17	1-2	0-1	1-0	-	0-6	-	DNP	0-1	-	-	-	1-0	2-2
3 Smith, Lionel	10-6	16	1-0	2-0	1-0	2-1	1-1	1-1	1-0	-	1-2	-	-	-	0-1
33 Thompson, DeAn.	7-6	13	3-0	0-1	1-1	-	1-0	-	2-0	0-2	0-1	0-1	-	-	-
9 Thomas, Charlie	5-6	11	1-0	2-1	2-0	-	-	0-1	-	0-3	-	-	-	0-1	-
29 Cheatham, Blane	3-6	9	1-1	0-1	-	-	-	0-1	-	0-2	2-0	-	-	-	0-1
4 Hurd, Toney	5-4	9	0-1	1-1	DNP	1-0	-	-	1-0	0-2	-	-	-	1-0	1-0
24 Johnson, Malcom	6-2	8	1-0	3-0	0-1	1-0	-	1-0	-	-	-	0-1	-	-	-
15 Brown, Kenny	3-4	7	-	-	-	0-1	0-1	0-1	-	1-0	1-0	-	-	1-0	0-1
11 Stewart, Jonat.	4-3	7	-	0-1	-	1-0	-	0-2	1-0	-	-	1-0	-	-	1-0
90 Bass, Ben	2-5	7	-	1-1	0-2	-	-	-	-	-	0-2	-	-	1-0	-
27 Jones, CJ	5-1	6	DNP	DNP	DNP	DNP	DNP	DNP	DNP	1-0	1-1	3-0	-	-	-
11 McCoy, Terrence	4-1	5	-	0-1	1-0	1-0	-	-	1-0	-	-	-	1-0	-	-
47 Russell, Caleb	1-3	4	0-2	DNP	DNP	DNP	DNP	0-1	-	-	DNP	1-0	-	-	-
9 Askew, Nate	2-1	3	-	-	-	1-0	DNP	DNP	1-1	-	DNP	-	DNP	DNP	DNP
86 Gardiner, Des.	0-3	3	DNP	-	DNP	DNP	0-1	-	-	0-2	-	-	-	-	-
95 Bredthauer, Ben	1-2	3	-	1-1	0-1	-	-	-	-	-	-	-	-	-	-
7 Nwachukwu, U.	2-0	2	-	-	-	-	-	-	2-0	-	-	-	-	-	-
32 Gray, Cyrus	2-0	2	-	-	-	1-0	-	-	-	1-0	-	-	-	-	-
28 Bullock, Randy	1-1	2	-	-	-	1-0	-	0-1	-	-	-	-	-	-	-
23 Malena, Ben	2-0	2	DNP	DNP	DNP	DNP	DNP	DNP	2-0	DNP	-	-	-	-	-
43 Arterburn, Aar.	2-0	2	-	2-0	-	DNP	DNP	DNP	DNP	DNP	DNP	DNP	DNP	DNP	DNP
89 Robinson, Ivan	1-1	2	-	-	DNP	DNP	DNP	1-1	DNP	-	DNP	DNP	DNP	DNP	DNP
61 Lewis, Patrick	1-0	1	-	-	-	-	-	-	-	-	1-0	-	-	-	-
4 Jackson, Bran.	0-1	1	-	-	-	DNP	-	-	-	0-1	DNP	-	-	-	-
80 Prioleau, Hut.	1-0	1	DNP	-	1-0	-	-	-	-	-	-	-	-	-	-
44 Wolridge, And.	0-1	1	0-1	DNP	DNP	DNP	DNP	-	DNP	-	DNP	DNP	DNP	DNP	DNP
30 Bishop, Don	1-0	1	1-0	-	-	-	-	DNP	-	-	-	-	-	-	-
8 Fuller, Jeff	1-0	1	-	-	-	-	-	-	-	-	1-0	-	-	-	-
48 Epperson, Ryan	1-0	1	DNP	DNP	-	-	-	-	-	-	1-0	-	-	DNP	DNP
14 Furtch, Keon	1-0	1	DNP	DNP	DNP	DNP	DNP	DNP	1-0	DNP	DNP	DNP	DNP	DNP	DNP
1 Johnson, Jerrod	1-0	1	-	-	-	-	-	-	1-0	DNP	DNP	DNP	DNP	DNP	DNP
17 Tannehill, Ryan	1-0	1	-	-	-	-	-	-	-	-	-	-	-	-	1-0

SUPERLATIVES

TEXAS A&M

INDIVIDUAL GAME HIGHS

Rushes	28	Gray, Cyrus at Baylor (Nov 13, 2010)
Yards Rushing	223	Gray, Cyrus at Texas (Nov 25, 2010)
TD Rushes	4	Gray, Cyrus at Baylor (Nov 13, 2010)
Long Rush	84	Gray, Cyrus at Texas (Nov 25, 2010)
Pass attempts	62	Johnson, Jerrod at Oklahoma State (Sep 30, 2010)
Pass completions	40	Johnson, Jerrod at Oklahoma State (Sep 30, 2010)
Yards Passing	449	Tannehill, Ryan vs Texas Tech (Oct 30, 2010)
TD Passes	5	Johnson, Jerrod at Oklahoma State (Sep 30, 2010)
Long Pass	69	Johnson, Jerrod vs Arkansas (Oct 09, 2010)
Receptions	13	Swope, Ryan vs Stephen F. Austin (Sep 04, 2010)
Yards Receiving	171	Fuller, Jeff vs Texas Tech (Oct 30, 2010)
TD Receptions	2	Fuller, Jeff vs Stephen F. Austin (Sep 04, 2010) Nwachukwu, Uzoma vs Louisiana Tech (Sep 11, 2010) Fuller, Jeff at Oklahoma State (Sep 30, 2010) Fuller, Jeff at Kansas (Oct 23, 2010) Fuller, Jeff vs Texas Tech (Oct 30, 2010) Lamothe, Michael vs Texas Tech (Oct 30, 2010) Nwachukwu, Uzoma vs LSU (Jan 07, 2011)
Long Reception	69	Fuller, Jeff vs Arkansas (Oct 09, 2010)
Field Goals	3	Bullock, Randy vs Nebraska (Nov 20, 2010)
Long Field Goal	50	Bullock, Randy at Texas (Nov 25, 2010)
Punts	9	Epperson, Ryan vs Arkansas (Oct 09, 2010)
Punting Avg	47.0	Epperson, Ryan vs Texas Tech (Oct 30, 2010)
Long Punt	53	Wood, Ken at Texas (Nov 25, 2010)
Long Punt Return	54	Harris, Dustin vs Louisiana Tech (Sep 11, 2010)
Long Kickoff Return	100	Judie, Coryell vs Oklahoma (Nov 06, 2010)
Tackles	19	Hodges, Michael vs Oklahoma (Nov 06, 2010)
Sacks	2.0	Moore, Damontre vs Louisiana Tech (Sep 11, 2010) Hodges, Michael vs Oklahoma (Nov 06, 2010) Miller, Von vs Nebraska (Nov 20, 2010) Miller, Von at Texas (Nov 25, 2010)
Tackles For Loss	3.0	Moore, Damontre vs Louisiana Tech (Sep 11, 2010) Miller, Von vs Arkansas (Oct 09, 2010) Miller, Von vs Oklahoma (Nov 06, 2010) Miller, Von at Texas (Nov 25, 2010) Miller, Von vs LSU (Jan 07, 2011)
Interceptions	2	Hunter, Trent vs Nebraska (Nov 20, 2010)

TEAM GAME HIGHS

Rushes	55	vs Stephen F. Austin (Sep 04, 2010)
Yards Rushing	238	at Texas (Nov 25, 2010)
Yards Per Rush	6.6	at Texas (Nov 25, 2010)
TD Rushes	4	at Baylor (Nov 13, 2010)
Pass attempts	62	at Oklahoma State (Sep 30, 2010)
Pass completions	40	at Oklahoma State (Sep 30, 2010)
Yards Passing	449	vs Texas Tech (Oct 30, 2010)
Yards Per Pass	9.2	vs Louisiana Tech (Sep 11, 2010)
TD Passes	5	at Oklahoma State (Sep 30, 2010)
Total Plays	106	at Oklahoma State (Sep 30, 2010)
Total Offense	623	vs Texas Tech (Oct 30, 2010)
Yards Per Play	7.2	vs Louisiana Tech (Sep 11, 2010)
Points	48	vs Stephen F. Austin (Sep 04, 2010) vs Louisiana Tech (Sep 11, 2010)
Sacks By	4	vs Oklahoma (Nov 06, 2010) at Baylor (Nov 13, 2010)
First Downs	35	vs Texas Tech (Oct 30, 2010)
Penalties	13	vs Oklahoma (Nov 06, 2010)
Penalty Yards	130	at Kansas (Oct 23, 2010)
Turnovers	5	vs FIU (Sep 18, 2010)
Interceptions By	2	at Oklahoma State (Sep 30, 2010) vs Louisiana Tech (Sep 11, 2010) at Oklahoma State (Sep 30, 2010) at Kansas (Oct 23, 2010) vs Nebraska (Nov 20, 2010) at Texas (Nov 25, 2010)

OPPONENTS

INDIVIDUAL GAME HIGHS

Rushes	28	Finley, Jay, at Baylor (Nov 13, 2010)
Yards Rushing	169	Finley, Jay, at Baylor (Nov 13, 2010)
TD Rushes	3	Finley, Jay, at Baylor (Nov 13, 2010)
Long Rush	71	Griffin III, R., at Baylor (Nov 13, 2010)
Pass attempts	59	Jones, Landry, vs Oklahoma (Nov 06, 2010)
Pass completions	36	Jones, Landry, vs Oklahoma (Nov 06, 2010)
Yards Passing	361	Gabbert, Blaine, vs Missouri (Oct 16, 2010)
TD Passes	3	Ryan Mallett, vs Arkansas (Oct 09, 2010) Gabbert, Blaine, vs Missouri (Oct 16, 2010) Jo. Jefferson, vs LSU (Jan 07, 2011)
Long Pass	71	Ryan Mallett, vs Arkansas (Oct 09, 2010)
Receptions	10	Blackmon, J., at Oklahoma State (Sep 30, 2010) Kemp, Wes, vs Missouri (Oct 16, 2010) Egnew, Michael, vs Missouri (Oct 16, 2010) Murray, Demarco, vs Oklahoma (Nov 06, 2010)
Yards Receiving	127	Blackmon, J., at Oklahoma State (Sep 30, 2010)
TD Receptions	3	Leong, Lyle, vs Texas Tech (Oct 30, 2010) T. Toliver, vs LSU (Jan 07, 2011)
Long Reception	71	Cobi Hamilton, vs Arkansas (Oct 09, 2010)
Field Goals	2	Griffin, Jack, vs FIU (Sep 18, 2010) Henery, Alex, vs Nebraska (Nov 20, 2010) Josh Jasper, vs LSU (Jan 07, 2011)
Long Field Goal	50	Josh Jasper, vs LSU (Jan 07, 2011)
Punts	10	Brisk, Josh, vs FIU (Sep 18, 2010)
Punting Avg	58.0	Derek Helton, vs LSU (Jan 07, 2011)
Long Punt	70	Rojas, Alonso, at Kansas (Oct 23, 2010)
Long Punt Return	31	Broyles, Ryan, vs Oklahoma (Nov 06, 2010)
Long Kickoff Return	48	Phillip Livas, vs Louisiana Tech (Sep 11, 2010) Stephens, Eric, vs Texas Tech (Oct 30, 2010) Murray, Demarco, vs Oklahoma (Nov 06, 2010)
Tackles	14	Lemon, Orie, at Oklahoma State (Sep 30, 2010) David, Lavonte, vs Nebraska (Nov 20, 2010)
Sacks	3.0	Madison, Brad, vs Missouri (Oct 16, 2010)
Tackles For Loss	3.5	Chinasa, Ugo, at Oklahoma State (Sep 30, 2010)
Interceptions	2	Fleming, Jamell, vs Oklahoma (Nov 06, 2010)

TEAM GAME HIGHS

Rushes	55	vs LSU (Jan 07, 2011)
Yards Rushing	291	at Baylor (Nov 13, 2010)
Yards Per Rush	5.6	at Baylor (Nov 13, 2010)
TD Rushes	4	at Baylor (Nov 13, 2010)
Pass attempts	60	vs Oklahoma (Nov 06, 2010)
Pass completions	36	vs Oklahoma (Nov 06, 2010)
Yards Passing	361	vs Missouri (Oct 16, 2010)
Yards Per Pass	8.3	vs LSU (Jan 07, 2011)
TD Passes	3	vs Arkansas (Oct 09, 2010) vs Missouri (Oct 16, 2010) vs Texas Tech (Oct 30, 2010) vs LSU (Jan 07, 2011)
Total Plays	104	vs Oklahoma (Nov 06, 2010)
Total Offense	503	at Baylor (Nov 13, 2010)
Yards Per Play	6.0	vs LSU (Jan 07, 2011)
Points	41	vs LSU (Jan 07, 2011)
Sacks By	7	vs Missouri (Oct 16, 2010)
First Downs	29	vs Oklahoma (Nov 06, 2010)
Penalties	16	vs Nebraska (Nov 20, 2010)
Penalty Yards	145	vs Nebraska (Nov 20, 2010)
Turnovers	4	vs Louisiana Tech (Sep 11, 2010) at Texas (Nov 25, 2010)
Interceptions By	4	vs FIU (Sep 18, 2010) at Oklahoma State (Sep 30, 2010)

MISCELLANEOUS STATISTICS

STARTING FIELD POSITION

	A&M Avg. Start	Opp. Avg. Start	A&M Advantage
STEPHEN F. AUSTIN	own 38	own 27	+ 11
LOUISIANA TECH	own 30	own 36	- 6
FIU	own 24	own 43	- 19
at Oklahoma State	own 28	own 36	- 8
vs Arkansas	own 26	own 33	- 7
MISSOURI	own 24	own 29	- 5
at Kansas	own 37	own 26	+ 11
TEXAS TECH	own 31	own 33	- 2
OKLAHOMA	own 23	own 39	- 16
at Baylor	own 43	own 28	+ 15
NEBRASKA	own 31	own 24	- 7
at Texas	own 32	own 28	+ 4
vs LSU	own 26	own 40	-14
Totals	own 30.2	own 32.5	- 2.3

GAME-OPENING DRIVES

	TEXAS A&M					OPONENTS				
	Pts	Res	1Dn	Pl-Yds	Time	Pts	Res	1Dn	Pl-Yds	Time
STEPHEN F. AUSTIN	0	FG miss	4	10-74	3:05	0	punt	0	3-4	1:10
LOUISIANA TECH	0	FG miss	0	4-7	1:25	0	INT	0	2-0	0:21
FIU	0	downs	1	5-13	2:09	0	punt	0	3-1	1:29
at Oklahoma State	0	INT	3	8-35	2:50	0	punt	0	3(-3)	1:43
vs Arkansas	0	punt	3	9-41	4:21	7	TD	4	8-80	4:09
MISSOURI	0	punt	0	3-0	1:12	0	punt	1	5-17	2:20
at Kansas	7	TD	3	8-40	2:28	0	punt	0	3-5	0:57
TEXAS TECH	0	punt	0	3(-4)	1:37	0	punt	1	3-1	0:48
OKLAHOMA	7	TD	2	6-70	2:47	0	safety	0	1(-19)	0:11
at Baylor	0	punt	0	3-4	1:21	3	FG	3	11-36	3:37
NEBRASKA	0	punt	0	3-2	1:20	3	FG	4	12-49	6:07
at Texas	0	FG miss	2	9-52	3:06	0	punt	1	6-13	2:52
vs LSU	7	TD	2	5-31	1:59	0	INT	3	10-58	5:01
Totals	21		19	6-28*	2:17*	13		17	5-19*	2:22*

* average

POINTS OFF TURNOVERS

Opponent	TEXAS A&M				OPONENTS			
	TOs	TDs	FG-Att	Pts.	A&M TOs	TDs	FG-Att	Pts.
STEPHEN F. AUSTIN	2	2	0-0	14	0	0	0-0	0
LOUISIANA TECH	4	1	0-1	7	4	1	0-0	7
FIU	1	0	1-1	3	5	2	1-1	17
at Oklahoma State	3	2	0-0	14	5	2	1-1	17
vs Arkansas	2	1	0-0	7	3	0	1-2	3
MISSOURI	0	0	0-0	0	0	0	0-0	0
at Kansas	2	1	1-1	10	0	0	0-0	0
TEXAS TECH	3	0	1-1	3	3	1	0-0	7
OKLAHOMA	1	0	0-0	0	2	0	1-1	3
at Baylor	0	0	0-0	0	1	1	0-0	7
NEBRASKA	2	0	1-1	3	0	0	0-0	0
at Texas	4	2	1-1	17	2	1	0-0	7
vs LSU	1	0	1-1	3	4	1	1-1	10
Totals	25 (30/9, 16 int)	9	6-7	81	30 (30/15, 15 int)	9	5-6	78

F/L: total fumbles/fumbles lost

SECOND HALF-OPENING DRIVES

	TEXAS A&M					OPONENTS				
	Pts	Res	1Dn	Pl-Yds	Time	Pts	Res	1Dn	Pl-Yds	Time
STEPHEN F. AUSTIN	7	TD	5	15-69	5:03	0	fumble	† 0	-	0:00
LOUISIANA TECH	7	TD	1	5-83	1:31	0	downs	2	7-30	1:57
FIU	0	INT	0	2(-3)	0:35	7	TD	1	3-19	1:17
at Oklahoma State	0	punt	1	6-11	2:18	7	TD	4	13-73	3:56
vs Arkansas	0	punt	0	3(-1)	0:51	0	punt	2	9-36	3:50
MISSOURI	0	punt	3	11-21	5:50	7	TD	3	6-76	1:45
at Kansas	0	punt	1	5-21	1:46	0	punt	0	3-2	1:12
TEXAS TECH	0	punt	3	11-41	3:12	0	fumble	1	4-80	2:08
OKLAHOMA	7	TD^	0	-	-	7	TD	5	15-71	3:44
at Baylor	0	TD	5	12-80	3:41	0	missed FG	4	15-74	4:52
NEBRASKA	0	downs	2	6-33	2:04	0	punt	0	3-7	1:18
at Texas	3	FG	2	6-6	2:08	0	INT	0	3-1	0:46
vs LSU	0	punt	2	13-43	5:02	7	TD	2	5-67	2:47
Totals	24		25	8-34*	2:38*	35		24	7-45*	2:28*

* average † fumble on opening kickoff ^ returned kickoff for touchdown

PENALTIES

	A&M Pen.-Yds.	Opp. Pen.-Yds.	A&M Yd Diff
STEPHEN F. AUSTIN	3-12 (4.0)	11-80 (2.3)	+ 68
LOUISIANA TECH	11-88 (8.0)	14-107 (7.6)	+ 19
FIU	5-30 (6.0)	7-50 (7.1)	+ 20
at Oklahoma State	8-65 (8.0)	8-55 (7.6)	- 10
vs Arkansas	10-65 (6.5)	13-108 (8.3)	- 43
MISSOURI	8-46 (5.8)	4-20 (5.0)	- 26
at Kansas	12-130 (10.8)	5-56 (11.2)	- 74
TEXAS TECH	9-75 (8.3)	8-81 (10.1)	- 26
OKLAHOMA	13-83 (6.4)	4-29 (7.3)	- 54
at Baylor	11-106 (9.6)	8-78 (9.8)	- 28
NEBRASKA	2-10 (5.0)	16-145 (9.1)	+ 135
at Texas	8-74 (9.3)	4-25 (6.3)	- 49
vs LSU	4-40 (10.0)	3-25 (8.3)	- 15
Totals (per gm avg.)	101-812 (62.5)	94-779 (59.9)	- 33 (-2.5)

A&M SCORING DRIVES

	Scoring Drives	TIME		PLAYS		5 or less	1-Play
		Total	Avg	Total	Avg		
STEPHEN F. AUSTIN	7	23:59	3:24	67	9.6	1	0
LOUISIANA TECH	7	18:08	2:35	52	7.4	1	0
FIU	5	12:11	2:26	33	6.6	3	0
at Oklahoma State	5	15:32	3:06	43	8.6	2	0
vs Arkansas	3	4:01	1:20	15	5.0	2	0
MISSOURI	2	7:54	3:57	18	9.0	0	0
at Kansas	7	13:16	1:53	46	6.6	2	0
TEXAS TECH	7	15:43	2:14	50	7.1	2	0
OKLAHOMA	4	9:31	1:54	25	5.6	0	0
at Baylor	5	12:18	2:27	40	8.0	0	0
NEBRASKA	3	13:50	4:36	36	12.0	0	0
at Texas	4	4:08	1:02	13	3.3	3	1
vs LSU	4	12:10	3:02	34	8.5	1	0
Totals	63	162:41	2:34	472	7.5	17	1

TEXAS A&M DRIVE CHART

STEPHEN F. AUSTIN

Opponent	Plays	Yds	Time	Result	Qtr/Time	Start
SFA	10	74	3:05	missed FG	1st/13:50	own 20
SFA	5	15	1:02	punt	1st/9:36	own 39
SFA	3	9	1:17	punt	1st/6:24	own 44
SFA	10	80	3:11	TD (Michael 15 run)	1st/4:01	own 20
SFA	6	12	2:12	punt	2nd/14:14	own 37
SFA	8	33	3:04	FG (Bullock 32)	2nd/11:06	opp 48
SFA†	—	—	—	TD (Harris 38 INT return)	2nd/7:45	—
SFA	10	52	3:25	FG (Bullock 27)	2nd/4:24	own 38
SFA	15	69	5:03	TD (Johnson 1 run)	3rd/15:00	own 31
SFA†	7	39	3:05	TD (7 pass - Johnson to Fuller)	3rd/9:57	opp 39
SFA	3	50	0:43	TD (Michael 4 run)	3rd/4:45	own 50
SFA	14	74	5:28	TD (6 pass - Johnson to Fuller)	3rd/2:06	own 26
SFA	9	36	4:26	downs	4th/8:46	own 43
SFA	2	6	1:21	end of half	4th/1:21	own 38

† obtained possession on turnover

LOUISIANA TECH

Opponent	Plays	Yds	Time	Result	Qtr/Time	Start
Louisiana Tech†4	7	1:25	missed FG	1st/14:39	opp 24	
Louisiana Tech	4	60	1:09	fumble	1st/11:44	own 31
Louisiana Tech	0	0	0:00	fumble	1st/9:11	own 42
Louisiana Tech†3	5	1:15	punt	1st/6:23	own 20	
Louisiana Tech 7	50	2:16	TD (Gray 3 run)	1st/2:58	own 50	
Louisiana Tech 9	78	2:59	TD (10 pass - Johnson to Tannehill)	2nd/13:33	own 22	
Louisiana Tech	6	20	1:36	punt	2nd/9:24	own 11
Louisiana Tech^0	(-6)	0:00	fumble	2nd/6:02	own 7	
Louisiana Tech^0	2	0:00	fumble	2nd/4:32	own 34	
Louisiana Tech†3	(-2)	1:08	punt	2nd/3:35	own 7	
Louisiana Tech†2	76	0:18	TD (44 pass - Johnson to Nwachukwu)	2nd/0:18	own 24	
Louisiana Tech 5	83	1:31	TD (3 pass - Johnson to Fuller)	3rd/15:00	own 17	
Louisiana Tech 9	31	3:13	FD (Bullock 40)	3rd/11:32	own 46	
Louisiana Tech	5	26	1:57	punt	3rd/6:12	own 33
Louisiana Tech 0	0	0:00	TD (Harris 54 punt return)	3rd/2:40	—	
Louisiana Tech 8	54	2:32	TD (1 pass - Johnson to Nwachukwu)	3rd/0:51	own 46	
Louisiana Tech 12	87	5:19	FG (Bullock 22)	4th/11:03	own 8	
Louisiana Tech	5	12	3:06	end of half	4th/3:06	own 38

† obtained possession on turnover ^Texas A&M fumbled kick return

FIU

Opponent	Plays	Yds	Time	Result	Qtr/Time	Start
FIU	5	13	2:09	downs	1st/13:31	opp 44
FIU	2	(-4)	0:12	fumble	1st/9:01	own 25
FIU	3	(-10)	1:51	punt	1st/7:30	own 24
FIU	13	80	4:41	FG (Bullock 23)	1st/3:53	own 14
FIU	3	4	0:53	punt	2nd/11:39	own 4
FIU	4	7	1:25	punt	2nd/6:46	own 17
FIU†	5	12	1:59	FG (Bullock 39)	2nd/3:42	opp 35
FIU	5	10	0:44	punt	2nd/0:46	own 25
FIU	2	(-3)	0:35	INT	3rd/15:00	own 20
FIU	5	27	1:43	INT	3rd/13:08	own 32
FIU	5	38	1:48	INT	3rd/8:42	own 14
FIU	3	0	0:48	INT	3rd/6:54	own 30
FIU	3	5	1:02	punt	3rd/5:03	own 1
FIU	8	87	2:25	TD (Michael 37 run)	3rd/1:16	own 13
FIU	3	0	0:51	punt	4th/11:39	own 32
FIU	5	59	2:02	TD (33 pass - Johnson to McCoy)	4th/9:09	own 41
FIU	3	72	1:04	TD (Gray 40 run)	4th/5:33	own 28
FIU	2	(-2)	1:17	end of half	4th/1:17	own 4

† obtained possession on turnover

AT OKLAHOMA STATE

Opponent	Plays	Yds	Time	Result	Qtr/Time	Start
OSU	8	35	2:50	INT	1st/15:00	own 20
OSU	3	1	1:23	punt	1st/10:27	own 31
OSU†	2	5	0:40	TD (5 pass - Johnson to Fuller)	1st/8:21	opp 5
OSU	3	7	0:34	punt	1st/6:27	own 15
OSU†	11	55	3:00	TD (3 pass - Johnson to Gray)	1st/5:08	own 45
OSU	12	51	5:16	INT	1st/0:34	own 21
OSU†	6	15	3:19	punt	2nd/8:52	own 9
OSU	10	53	2:58	TD (6 pass - Johnson to Fuller)	2nd/3:07	own 47
OSU	6	11	2:52	punt	3rd/11:04	own 20
OSU	10	47	2:56	downs	3rd/5:54	own 20
OSU	1	0	0:08	INT	3rd/1:34	own 21
OSU	9	43	2:42	fumble	3rd/0:29	own 20
OSU	16	80	7:28	TD (4 pass - Johnson to McNeal)	4th/12:47	own 20
OSU	4	80	1:28	TD (28 pass - Johnson to Swope)	4th/4:20	own 20
OSU	5	17	1:00	INT	4th/1:16	own 29

† obtained possession on turnover

VS. ARKANSAS

Opponent	Plays	Yds	Time	Result	Qtr/Time	Start
Arkansas	9	41	4:21	punt	1st/10:51	own 22
Arkansas †	4	2	0:53	TD (Michael 1 run)	1st/6:20	opp 2
Arkansas	7	26	1:51	punt	1st/4:04	own 20
Arkansas	7	31	3:02	punt	2nd/13:25	own 8
Arkansas	2	17	0:44	fumble	2nd/7:50	own 20
Arkansas	3	(-11)	0:42	fumble	2nd/4:57	own 32
Arkansas †	3	(-2)	0:52	punt	2nd/2:48	own 26
Arkansas 4	64	0:45	TD (31 pass - Johnson to Fuller)	2nd/0:53	own 36	
Arkansas	3	(-1)	0:51	punt	3rd/15:00	own 33
Arkansas 7	69	2:23	FG (Bullock 38)	3rd/10:19	own 10	
Arkansas	1	5	0:05	fumble	3rd/6:39	own 25
Arkansas	3	5	1:27	punt	3rd/5:04	own 13
Arkansas	3	4	1:52	punt	3rd/1:08	own 17
Arkansas	8	36	3:50	punt	4th/11:41	own 20
Arkansas	3	(-3)	0:49	punt	4th/3:55	own 12
Arkansas	8	41	1:18	INT	4th/1:18	own 20

† obtained possession on turnover

MISSOURI

Opponent	Plays	Yds	Time	Result	Qtr/Time	Start
Missouri	3	0	1:12	punt	1st/12:40	own 14
Missouri	4	13	1:44	punt	1st/9:45	own 7
Missouri	7	32	3:12	punt	1st/5:28	own 13
Missouri	3	3	0:51	punt	1st/1:19	own 31
Missouri	3	3	1:19	punt	2nd/13:40	own 36
Missouri	9	31	3:07	punt	2nd/6:38	own 27
Missouri	5	16	1:08	downs	2nd/2:44	own 46
Missouri	11	21	5:50	punt	3rd/15:00	own 20
Missouri 12	64	4:53	FG (Bullock 24)	3rd/7:25	own 29	
Missouri	8	35	2:49	downs	3rd/0:14	own 19
Missouri 7	82	3:01	TD (26 pass - Johnson to Fuller)	4th/11:38	own 18	
Missouri	10	58	2:49	downs	4th/6:11	own 29

AT KANSAS

Opponent	Plays	Yds	Time	Result	Qtr/Time	Start
Kansas 8	40	2:28	TD (Gray 9 run)	1st/14:03	opp 40	
Kansas 6	59	1:51	TD (J. Johnson 1 run)	1st/8:11	own 41	
Kansas †	14	43	4:03	FG (Bullock 32)	1st/2:45	own 42
Kansas	3	4	1:13	punt	2nd/12:26	own 39
Kansas 7	72	1:47	TD (27 pass - Tannehill to Fuller)	2nd/10:30	own 28	
Kansas †	3	17	0:57	TD (12 pass - Tannehill to Swope)	2nd/3:31	opp 17
Kansas	1	0	0:19	end of half	2nd/0:19	own 25
Kansas	5	21	1:46	punt	3rd/14:54	own 25
Kansas	9	23	2:23	downs	3rd/2:23	own 38
Kansas	3	1	1:56	punt	3rd/7:46	own 40
Kansas 5	80	1:23	TD (39 pass - Tannehill to Fuller)	3rd/3:24	own 20	
Kansas	4	24	0:57	punt	3rd/0:20	own 5
Kansas 3	57	0:47	TD (Tannehill 6 run)	4th/13:07	own 43	
Kansas	12	43	7:55	end of half	4th/7:55	own 32

† obtained possession on turnover

TEXAS TECH

Opponent	Plays	Yds	Time	Result	Qtr/Time	Start
Texas Tech	3	(-4)	1:37	punt	1st/15:00	own 20
Texas Tech	5	29	1:28	downs	1st/12:35	own 23
Texas Tech	2	17	0:39	fumble	1st/7:37	own 22
Texas Tech †	11	69	3:55	FG (Bullock 28)	1st/4:31	own 20
Texas Tech 7	70	2:58	TD (3 pass - Tannehill to Lamothe)	2nd/13:36	own 30	
Texas Tech 4	57	1:15	TD (6 pass - Tannehill to Fuller)	2nd/1:15	own 43	
Texas Tech	7	16	3:54	punt	2nd/5:33	own 21
Texas Tech 8	60	0:53	TD (2 pass - Tannehill to Fuller)	2nd/1:02	own 40	
Texas Tech †	11	41	3:12	punt	3rd/12:57	own 20
Texas Tech 2	60	0:45	TD (Gray 54 run)	3rd/8:21	own 40	
Texas Tech 12	60	3:53	TD (Gray 2 run)	3rd/5:29	own 40	
Texas Tech	4	29	0:48	INT	3rd/0:15	own 27
Texas Tech 6	81	2:04	TD (1 pass - Tannehill to Lamothe)	4th/11:30	own 19	
Texas Tech	9	44	4:06	missed FG	4th/6:59	own 33
Texas Tech	3	16	1:25	fumble	4th/2:14	own 40
Texas Tech †	1	(-1)	0:22	end of half	4th/0:22	opp 48

† obtained possession on turnover

TEXAS A&M DRIVE CHART

OKLAHOMA

Opponent	Plays	Yds	Time	Result	Qtr/Time	Start
Oklahoma	6	70	2:47	TD (1 pass - Tannehill to Prioleau)	1st/14:49	own 30
Oklahoma	10	58	3:09	INT	1st/10:08	own 3
Oklahoma	6	15	2:15	punt	1st/1:28	own 1
Oklahoma	3	(-10)	2:04	punt	2nd/12:49	own 15
Oklahoma	6	35	3:03	punt	2nd/8:03	own 14
Oklahoma	7	45	2:04	FG (Bullock 27)	2nd/3:29	own 45
Oklahoma †	2	2	1:05	end of half	2nd/1:05	own 20
Oklahoma	0	0	0:00	TD (Judie 100 KO return)	3rd/15:00	-
Oklahoma	4	(-3)	1:39	INT	3rd/11:03	own 16
Oklahoma	3	3	1:36	punt	3rd/8:25	own 17
Oklahoma	3	4	0:56	punt	3rd/4:12	own 26
Oklahoma	4	(-15)	1:49	punt	3rd/1:58	own 34
Oklahoma	6	68	2:01	TD (Gray 23 run)	4th/13:37	own 32
Oklahoma	6	80	1:48	TD (64 pass - Tannehill to Swope)	4th/9:38	own 20
Oklahoma	3	2	0:51	Safety (blocked punt)	4th/4:23	own 1
Oklahoma	2	(-2)	1:14	end of half	4th/1:14	own 4

† obtained possession on turnover

AT BAYLOR

Opponent	Plays	Yds	Time	Result	Qtr/Time	Start
Baylor	3	4	1:21	punt	1st/15:00	own 22
Baylor	5	37	1:14	downs	1st/10:02	own 34
Baylor	0	0	0:00	TD (Judie 84 KO return)	1st/8:24	-
Baylor	4	6	1:22	punt	1st/4:31	own 20
Baylor	8	64	2:22	TD (Gray 4 run)	1st/2:22	own 36
Baylor	4	5	1:55	punt	2nd/9:06	own 47
Baylor	12	68	4:11	TD (12 pass - Tannehill to Swope)	2nd/6:11	own 32
Baylor	12	80	3:41	TD (Gray 12 run)	3rd/3:41	own 20
Baylor	2	27	0:33	TD (Gray 10 run)	3rd/4:35	opp 27
Baylor	3	(-4)	0:52	punt	3rd/1:28	own 45
Baylor	6	26	2:10	punt	4th/11:28	own 22
Baylor	6	44	1:31	TD (Gray 1 run)	4th/7:33	opp 44
Baylor	8	27	3:44	end of half	4th/3:44	opp 36

NEBRASKA

Opponent	Plays	Yds	Time	Result	Qtr/Time	Start
Nebraska	3	2	1:20	punt	1st/8:53	own 24
Nebraska	3	0	0:57	punt	1st/6:11	own 20
Nebraska	4	15	1:26	punt	1st/1:34	own 21
Nebraska	3	(-1)	0:46	punt	2nd/14:06	own 20
Nebraska	9	62	3:00	FG (Bullock 29)	2nd/12:08	own 26
Nebraska	3	3	1:52	punt	2nd/5:06	own 8
Nebraska	5	17	2:02	punt	2nd/2:20	own 34
Nebraska	6	33	2:04	downs	3rd/15:00	own 20
Nebraska	8	56	3:20	punt	3rd/11:38	own 6
Nebraska	15	79	5:21	FG (Bullock 28)	3rd/4:54	own 10
Nebraska	12	68	5:29	FG (Bullock 19)	4th/8:31	own 30
Nebraska	2	(-2)	1:10	end of half	4th/1:10	opp 30

AT TEXAS

Opponent	Plays	Yds	Time	Result	Qtr/Time	Start
Texas	9	52	3:06	missed FG	1st/15:00	own 27
Texas	6	24	1:54	punt	1st/9:02	own 32
Texas	3	(-2)	2:06	punt	1st/5:16	own 30
Texas	4	16	2:00	punt	1st/1:15	own 34
Texas	3	7	1:22	punt	2nd/9:49	own 23
Texas	2	90	0:46	TD (Gray 84 run)	2nd/5:54	own 10
Texas	3	11	0:59	end of half	2nd/0:59	own 8
Texas	6	6	2:08	FG (Bullock 50)	3rd/14:14	opp 39
Texas	4	22	1:23	TD (2 pass - Tannehill to Fuller)	3rd/11:58	opp 22
Texas	3	2	1:17	punt	3rd/9:31	own 44
Texas	1	48	0:08	TD (Gray 48 run)	3rd/4:31	opp 48
Texas	5	19	1:46	punt	3rd/1:23	own 43
Texas	3	2	0:39	punt	4th/11:39	own 20
Texas	10	31	3:47	punt	4th/9:39	own 15
Texas	6	18	2:37	punt	4th/2:37	own 11

VS LSU

Opponent	Plays	Yds	Time	Result	Qtr/Time	Start
LSU	5	31	1:59	TD (1 pass - Tannehill to Nwachukwu)	1st/15:00	opp 31
LSU †	9	76	2:52	FG (Bullock 39)	1st/7:55	own 2
LSU	8	31	1:54	missed FG	1st/1:42	own 34
LSU	7	78	2:23	TD (14 pass - Gray to Nwachukwu)	2nd/10:07	own 22
LSU	2	4	0:34	INT	2nd/4:37	own 30
LSU	3	11	0:43	INT	2nd/3:02	own 20
LSU	4	28	0:50	punt	2nd/1:16	own 19
LSU	13	43	5:02	punt	3rd/12:01	own 20
LSU	13	73	4:56	TD (4 pass - Tannehill to McNeal)	4th/15:00	own 27
LSU	2	8	0:33	INT	4th/6:07	own 16
LSU	1	0	0:06	fumble	4th/3:01	own 35

† obtained possession on turnover

OPPONENT DRIVE CHART

STEPHEN F. AUSTIN

Opponent	Plays	Yds	Time	Result	Qtr/Time	StartSFA
SFA	3	4	1:10	punt	1st/15:00	own 40
SFA	3	9	1:09	punt	1st/10:45	own 20
SFA	6	11	2:10	punt	1st/8:34	own 19
SFA	4	32	1:06	punt	1st/5:07	own 29
SFA	3	5	1:36	punt	1st/0:50	own 20
SFA	3	(-3)	0:56	punt	2nd/12:02	own 13
SFA	1	0	0:17	interception	2nd/8:02	own 36
SFA	10	56	3:21	TD (12 pass - Moses to Roberson)	2nd/7:45	own 44
SFA	5	15	0:59	punt	2nd/0:59	own 32
SFA [^]	0	8	0:00	fumble	3rd/9:57	own 31
SFA	6	19	2:07	downs	3rd/6:52	own 31
SFA	7	27	1:56	punt	3rd/4:02	own 35
SFA	4	10	2:52	punt	4th/11:38	own 26
SFA	7	41	2:59	downs	4th/4:20	own 21

† obtained possession on turnover [^]SFA fumbled kick return

LOUISIANA TECH

Opponent	Plays	Yds	Time	Result	Qtr/Time	Start
Louisiana Tech	2	0	0:21	interception	1st/15:00	own 18
Louisiana Tech	3	8	1:30	punt	1st/13:14	own 20
Louisiana Tech [†]	11	1:24	punt	1st/10:35	own 9	
Louisiana Tech [†]	32	2:48	interception	1st/9:11	opp 42	
Louisiana Tech	7	38	2:10	FG (Nelson 37)	1st/5:08	own 42
Louisiana Tech	6	12	2:09	punt	1st/0:42	own 19
Louisiana Tech	4	15	1:10	punt	2nd/10:34	own 34
Louisiana Tech	3	9	1:46	punt	2nd/7:48	own 38
Louisiana Tech[†]	1	1:30	TD (Hakmi 1 run)	2nd/6:02	opp 1	
Louisiana Tech [†]	29	0:57	fumble	2nd/4:32	opp 36	
Louisiana Tech	8	31	2:09	fumble	2nd/2:27	own 45
Louisiana Tech	7	30	1:57	downs	3rd/13:29	own 24
Louisiana Tech	5	74	2:07	TD (35 pass - Hakmi to Harper)	3rd/8:19	own 26
Louisiana Tech	3	4	1:35	punt	3rd/4:15	own 1
Louisiana Tech	4	0	1:49	downs	3rd/2:40	opp 46
Louisiana Tech	5	14	2:16	punt	4th/13:19	own 41
Louisiana Tech	6	22	2:38	punt	4th/5:44	own 26

† obtained possession on turnover [^]SFA fumbled kickoff

FIU

Opponent	Plays	Yds	Time	Result	Qtr/Time	Start
FIU	3	1	1:29	punt	1st/15:00	own 17
FIU	6	19	2:21	punt	1st/2:21	own 31
FIU[†]	4	5	1:19	FG (Griffin 33)	1st/8:49	opp 21
FIU	4	10	1:46	punt	1st/5:39	opp 47
FIU	3	(-1)	2:33	punt	2nd/14:12	own 38
FIU	9	27	4:00	FG (Griffin 40)	2nd/10:46	own 50
FIU	3	(-2)	1:39	INT	2nd/5:21	own 34
FIU	3	(-4)	0:57	punt	2nd/1:43	own 48
FIU	1	32	0:02	end of half	2nd/0:02	opp 44
FIU[†]	3	19	1:17	TD (Perry 1 run)	3rd/14:25	opp 19
FIU [†]	5	16	2:43	punt	3rd/11:25	own 39
FIU[†]	0	0	0:00	TD (Gaitor 54 INT return)	3rd/6:54	-
FIU [†]	3	(-1)	1:03	punt	3rd/6:06	opp 32
FIU	4	20	2:45	punt	3rd/4:01	own 39
FIU	3	3	2:12	punt	4th/13:51	own 25
FIU	3	4	1:39	punt	4th/10:48	own 25
FIU	6	9	1:34	punt	4th/7:07	own 20
FIU	11	60	3:12	downs	4th/4:29	own 36

† obtained possession on turnover

OKLAHOMA STATE

Opponent	Plays	Yds	Time	Result	Qtr/Time	Start
OSU [†]	3	(-3)	1:43	punt	1st/12:10	own 33
OSU	2	(-20)	0:43	fumble	1st/9:04	own 25
OSU	6	27	1:14	punt	1st/7:41	own 21
OSU	3	3	0:45	INT	1st/5:53	own 35
OSU	3	0	1:34	punt	1st/2:08	own 29
OSU [†]	5	32	1:26	INT	2nd/10:18	opp 45
OSU	8	65	2:26	TD (38 pass - Weeden to Randle)	2nd/5:33	own 35
OSU	1	(-2)	0:09	end of half	2nd/0:09	own 41
OSU	13	73	3:56	TD (Hunter 2 run)	3rd/15:00	own 27
OSU	8	71	2:18	TD (29 pass - Weeden to Blackmon)	3rd/8:12	own 29
OSU	3	9	1:24	punt	3rd/2:58	own 33
OSU[†]	5	48	0:57	TD (Hunter 7 run)	3rd/1:26	opp 48
OSU[†]	0	0	0:00	TD (J. Thomas 63 fumble return)	4th/12:47	-
OSU	3	6	0:59	punt	4th/5:19	opp 43
OSU	4	15	1:38	punt	4th/2:54	own 10
OSU[†]	3	17	0:16	FG (Bailey 40)	4th/0:16	opp 40

† obtained possession on turnover

VS. ARKANSAS

Opponent	Plays	Yds	Time	Result	Qtr/Time	Start
Arkansas	8	80	4:09	TD (9 pass - Mallett to Adams)	1st/15:00	own 20
Arkansas	1	0	0:10	INT	1st/6:30	own 20
Arkansas	3	84	1:23	TD (71 pass - Mallett to Hamilton)	1st/5:27	own 16
Arkansas	7	44	3:48	punt	1st/2:13	own 12
Arkansas	6	17	2:33	punt	2nd/10:23	own 23
Arkansas [†]	4	5	2:09	missed FG	2nd/7:06	opp 37
Arkansas [†]	4	(-5)	1:27	fumble	2nd/4:15	opp 21
Arkansas	5	57	1:03	TD (6 pass - Mallett to Cleveland)	2nd/1:56	own 43
Arkansas	9	36	3:50	punt	3rd/14:09	own 26
Arkansas	3	9	1:17	punt	3rd/7:56	own 19
Arkansas[†]	4	8	1:28	FG (Hocker 39)	3rd/6:32	opp 30
Arkansas	5	12	2:29	punt	3rd/3:37	own 31
Arkansas	6	22	2:35	punt	4th/14:16	own 38
Arkansas	8	26	3:56	punt	4th/7:51	own 11
Arkansas	3	(-8)	1:48	punt	4th/3:06	own 48

† obtained possession on turnover

MISSOURI

Opponent	Plays	Yds	Time	Result	Qtr/Time	Start
Missouri	5	17	2:20	punt	1st/15:00	own 25
Missouri	3	6	1:43	punt	1st/11:28	own 37
Missouri	6	57	2:33	TD (5 pass - Gabbert to Kemp)	1st/8:01	own 43
Missouri	3	7	0:57	punt	1st/2:16	own 29
Missouri	7	41	1:48	downs	1st/0:28	own 23
Missouri	12	77	5:43	TD (Lawrence 2 run)	2nd/12:21	own 23
Missouri	3	2	0:47	punt	2nd/3:31	own 8
Missouri	9	59	1:31	FG (Ressel 21)	2nd/1:36	own 38
Missouri	6	76	1:45	TD (10 pass - Gabbert to Kemp)	3rd/9:10	own 24
Missouri	6	56	2:18	TD (20 pass - Gabbert to Moe)	3rd/2:32	own 44
Missouri	3	(-6)	0:47	punt	4th/12:25	own 46
Missouri	3	0	2:26	punt	4th/8:37	own 30
Missouri	7	29	3:22	end of half	4th/3:22	own 13

AT KANSAS

Opponent	Plays	Yds	Time	Result	Qtr/Time	Start
Kansas	3	5	0:57	punt	1st/15:00	own 20
Kansas	10	71	3:15	FG (Branstetter 20)	1st/11:30	own 26
Kansas	10	40	3:35	INT	1st/6:20	own 20
Kansas	3	6	1:09	punt	2nd/13:35	own 16
Kansas	3	62	0:38	TD (16 pass - Webb to Biere)	2nd/11:13	own 38
Kansas	13	67	5:06	INT	2nd/8:37	own 26
Kansas	5	17	2:09	punt	2nd/2:28	own 25
Kansas	3	2	1:12	punt	3rd/13:08	own 26
Kansas	5	21	1:47	downs	3rd/9:33	own 39
Kansas	6	34	2:26	punt	3rd/5:50	own 18
Kansas	3	(-7)	1:41	punt	3rd/2:01	own 27
Kansas	3	(-3)	1:16	punt	4th/14:23	own 31
Kansas	11	46	4:19	downs	4th/12:14	own 22

TEXAS TECH

Opponent	Plays	Yds	Time	Result	Qtr/Time	Start
Texas Tech	3	1	0:48	punt	1st/13:23	own 38
Texas Tech	11	52	3:30	TD (Stephens 1 run)	1st/11:07	own 48
Texas Tech [†]	6	35	2:27	fumble	1st/6:58	opp 35
Texas Tech	5	19	2:00	downs	1st/0:36	opp 49
Texas Tech	3	2	1:05	punt	2nd/10:38	own 30
Texas Tech	10	88	2:45	TD (15 pass - Potts to Leong)	2nd/8:18	own 12
Texas Tech	3	3	0:37	punt	2nd/1:39	own 13
Texas Tech	0	0	0:09	end of half	2nd/0:09	own 32
Texas Tech	4	80	2:03	fumble	3rd/15:00	own 20
Texas Tech	3	7	1:24	punt	3rd/9:45	own 6
Texas Tech	3	4	2:07	punt	3rd/7:36	own 19
Texas Tech	4	14	1:21	punt	3rd/1:36	own 20
Texas Tech[†]	8	42	2:57	TD (11 pass - Sheffield to Leong)	4th/14:27	opp 42
Texas Tech	7	20	2:27	downs	4th/9:26	own 47
Texas Tech	3	77	0:39	TD (35 pass - Sheffield to Leong)	4th/2:53	own 23
Texas Tech [†]	4	23	0:27	INT	4th/0:49	own 44

OPPONENT DRIVE CHART

OKLAHOMA

Opponent	Plays	Yds	Time	Result	Qtr/Time	Start
Oklahoma	1	(-19)	0:11	Safety (Snapped out back of endzone)	1st/15:00	own 19
Oklahoma	7	36	1:54	punt	1st/12:02	own 20
Oklahoma	15	61	5:31	downs	1st/5:31	own 38
Oklahoma	3	3	1:24	punt	2nd/14:13	own 45
Oklahoma	6	9	2:42	punt	2nd/10:45	opp 48
Oklahoma	4	8	1:31	punt	2nd/5:00	own 20
Oklahoma	2	17	0:20	INT	2nd/1:15	own 27
Oklahoma	15	71	3:44	TD (Murray 1 run)	3rd/14:47	own 29
Oklahoma	4	(-2)	0:59	FG (O'Hara 45)	3rd/9:24	opp 26
Oklahoma	10	32	2:37	TD (5 pass - Jones to Franks)	3rd/6:49	opp 32
Oklahoma	3	(-16)	1:18	punt	3rd/3:16	own 31
Oklahoma	8	25	1:32	downs	3rd/0:09	own 43
Oklahoma	6	20	1:58	missed FG	4th/11:36	opp 39
Oklahoma	11	60	3:27	downs	4th/7:50	own 39
Oklahoma	11	66	2:18	downs	4th/3:32	own 30

VS LSU

Opponent	Plays	Yds	Time	Result	Qtr/Time	Start
LSU	10	58	5:01	INT	1st/12:56	own 18
LSU	8	80	3:15	TD (42 pass - Jefferson to Toliver)	1st/5:03	own 20
LSU	9	65	4:35	TD (Jefferson 1 run)	2nd/14:48	own 35
LSU	7	67	2:52	TD (Ridley 17 run)	2nd/7:35	own 33
LSU	3	2	1:01	punt	2nd/4:03	own 40
LSU	3	2	0:52	TD (2 pass - Jefferson to Toliver)	2nd/2:19	opp 2
LSU	1	(-1)	0:26	end of half	2nd/0:26	own 20
LSU	5	67	2:47	TD (41 pass - Jefferson to Toliver)	3rd/14:53	own 33
LSU	12	59	6:59	missed FG	3rd/6:59	own 14
LSU	7	19	3:51	FG (Jasper 50)	4th/10:03	own 48
LSU	7	19	2:30	FG (Jasper 26)	4th/5:34	opp 28
LSU	5	19	2:55	end of half	4th/2:55	opp 40

AT BAYLOR

Opponent	Plays	Yds	Time	Result	Qtr/Time	Start
Baylor	11	36	3:37	FG (Jones 38)	1st/13:39	own 43
Baylor	1	71	0:10	TD (Griffin III 71 run)	1st/8:48	own 29
Baylor	7	30	3:53	punt	1st/8:24	own 25
Baylor	6	26	2:14	TD (Finley 1 run)	1st/3:09	opp 26
Baylor	12	74	4:27	TD (Finley 1 run)	2nd/13:33	own 26
Baylor	3	88	1:00	TD (Finley 69 run)	2nd/7:11	own 12
Baylor	11	47	2:00	missed FG	2nd/2:00	own 29
Baylor	15	74	4:52	missed FG	3rd/15:00	own 17
Baylor	3	(-17)	1:52	punt	3rd/6:27	own 25
Baylor	5	6	2:34	punt	3rd/4:02	own 12
Baylor	11	53	4:08	missed FG	3rd/0:36	own 25
Baylor	4	9	1:45	downs	4th/9:18	own 35
Baylor	5	16	2:18	downs	4th/6:02	own 20

NEBRASKA

Opponent	Plays	Yds	Time	Result	Qtr/Time	Start
Nebraska	12	49	6:07	FG (Henery 48)	1st/15:00	own 20
Nebraska	3	5	1:22	punt	1st/7:33	own 38
Nebraska	6	(-11)	3:30	punt	1st/5:14	own 43
Nebraska	3	3	1:02	punt	1st/0:08	own 48
Nebraska	3	4	1:12	punt	2nd/13:20	own 38
Nebraska	8	26	4:02	punt	2nd/9:08	own 26
Nebraska	2	(-9)	0:54	INT	2nd/3:14	opp 49
Nebraska	1	(-2)	0:18	end of half	2nd/0:18	own 22
Nebraska	3	7	1:18	punt	3rd/12:56	own 47
Nebraska	7	43	3:24	INT	3rd/8:18	own 23
Nebraska	12	83	6:02	FG (Henery 29)	4th/14:33	own 5
Nebraska	7	10	1:52	downs	4th/3:02	own 20

AT TEXAS

Opponent	Plays	Yds	Time	Result	Qtr/Time	Start
Texas	6	13	2:52	punt	1st/11:54	own 21
Texas	3	9	1:52	punt	1st/7:08	own 12
Texas	4	66	1:49	TD (31 pass - Gilbert to Goodwin)	1st/3:12	own 34
Texas	9	33	4:26	punt	2nd/14:15	own 15
Texas	3	8	1:27	punt	2nd/8:27	own 26
Texas	3	27	1:06	fumble	2nd/7:00	opp 37
Texas	9	37	4:04	punt	2nd/5:03	own 23
Texas	3	1	0:46	INT	3rd/15:00	own 20
Texas	1	2	0:08	fumble	3rd/12:06	own 20
Texas	3	1	0:57	punt	3rd/10:28	own 32
Texas	4	4	1:28	punt	3rd/8:14	own 1
Texas	5	52	2:07	TD (Gilbert 1 run)	3rd/6:46	own 48
Texas	6	13	2:56	punt	3rd/4:19	own 16
Texas	5	52	2:58	punt	4th/14:37	own 6
Texas	4	2	1:14	FG (Tucker 24)	4th/11:00	opp 9
Texas	8	68	3:15	INT	4th/5:52	own 20

STARTING LINEUPS

OFFENSIVE STARTERS

	WR	LT	LG	C	RG	RT	TE	WR	WR	QB	RB
SFA	Fuller	L. Joeckel	Eike	Allen	Lewis	Thomas	Hicks	Nwachuku	Swope	J. Johnson	Michael
LOUISIANA TECH	Fuller	L. Joeckel	Eike	Allen	Lewis	Thomas	Hicks	McCoy	Swope	J. Johnson	Michael
FIU	Fuller	L. Joeckel	Eike	Allen	Lewis	Thomas	Hicks	McCoy	Swope	J. Johnson	Michael
at Oklahoma State	Fuller	L. Joeckel	Eike	Allen	Lewis	Thomas	Hicks	McCoy	Swope	J. Johnson	Michael
vs. Arkansas	Fuller	L. Joeckel	Eike	Allen	Lewis	Thomas	Hicks	McCoy	Swope	J. Johnson	Michael
MISSOURI	Fuller	L. Joeckel	Eike	Allen	Lewis	Thomas	Hicks	McCoy	Swope	J. Johnson	Michael
at Kansas	Fuller	L. Joeckel	Thomas	Allen	Lewis	Matthews	B. Jackson	McNeal	Swope	J. Johnson	Gray
TEXAS TECH	Fuller	L. Joeckel	Thomas	Allen	Lewis	Matthews	Hicks	Nwachuku	Swope	Tannehill	Gray
OKLAHOMA	Fuller	L. Joeckel	Thomas	Allen	Lewis	Matthews	Hicks	McCoy	Swope	Tannehill	Gray
at Baylor	Fuller	L. Joeckel	Thomas	Allen	Lewis	Matthews	Prioleau	Nwachuku	Swope	Tannehill	Gray
NEBRASKA	Fuller	L. Joeckel	Thomas	Allen	Lewis	Matthews	Prioleau	Nwachuku	Swope	Tannehill	Gray
at Texas	Fuller	L. Joeckel	Thomas	Allen	Lewis	Matthews	Hicks	Nwachuku	Swope	Tannehill	Gray
vs. LSU	Fuller	L. Joeckel	Thomas	Allen	Lewis	Matthews	Prioleau	Nwachuku	Swope	Tannehill	Gray

DEFENSIVE STARTERS

	DE	DT	DE	JACK	ILB	ILB	OLB	CB	CB	SS	FS
SFA	Patterson	Brown	Jerod-Eddie	Miller	Hodges	G. Williams	Porter	Frederick	Judie	Terrell	T. Hunter
LOUISIANA TECH	Patterson	Brown	Jerod-Eddie	Miller	Hodges	G. Williams	Porter	Frederick	Judie	Terrell	T. Hunter
FIU	Patterson	Brown	Jerod-Eddie	Miller	Hodges	G. Williams	Porter	Frederick	Judie	Terrell	T. Hunter
at Oklahoma State	Patterson	Brown	Jerod-Eddie	Miller	Hodges	G. Williams	Porter	Frederick	Judie	Terrell	T. Hunter
vs. Arkansas	Patterson	Brown	Jerod-Eddie	Miller	Hodges	G. Williams	Porter	Frederick	Judie	Terrell	T. Hunter
MISSOURI	Patterson	Brown	Jerod-Eddie	Miller	Hodges	G. Williams	Porter	Frederick	Judie	Campbell	T. Hunter
at Kansas	Patterson	Mathis	Jerod-Eddie	Miller	Hodges	G. Williams	Porter	Frederick	Harris	Campbell	Terrell
TEXAS TECH	Patterson	Mathis	Jerod-Eddie	Miller	Hodges	G. Williams	Porter	Frederick	Harris	Campbell	T. Hunter
OKLAHOMA	Patterson	Mathis	Jerod-Eddie	Miller	Hodges	G. Williams	Porter	Frederick	Harris	Campbell	T. Hunter
at Baylor	Patterson	Mathis	Jerod-Eddie	Miller	Hodges	G. Williams	Porter	Frederick	Judie	Terrell	T. Hunter
NEBRASKA	Patterson	Mathis	Jerod-Eddie	Miller	Hodges	G. Williams	Porter	Frederick	Judie	Campbell	T. Hunter
at Texas	Patterson	Mathis	Jerod-Eddie	Miller	Hodges	G. Williams	Porter	Frederick	Judie	Campbell	T. Hunter
vs. LSU	Patterson	Mathis	Jerod-Eddie	Miller	Hodges	G. Williams	Porter	Frederick	Judie	Campbell	T. Hunter

START CHART

	Career Starts	Consec Starts
Trent Hunter	34	6
Terrence Frederick	32	26
Jerrod Johnson	30	—
Von Miller	30	26
Garrick Williams	29	13
Jeff Fuller	28	18
Evan Eike	26	—
Cyrus Gray	25	7
Tony Jerod-Eddie	25	13
Michael Hodges	23	19
Patrick Lewis	22	22
Matt Allen	19	13
Uzoma Nwachuku	19	4
Eddie Brown	16	—
Dustin Harris	14	—
Terrence McCoy	14	—
Ryan Swope	14	13
Luke Joeckel	13	13
Sean Porter	13	13
Brian Thomas	13	13
Ryan Tannehill	12	6
Kyle Mangan	10	—
Christine Michael	10	—
Coryell Judie	10	4
Nehemiah Hicks	9	—
Brandal Jackson	7	—
Jonathan Stewart	7	—
Stephen Campbell	7	2
Jake Matthews	7	7
Steven Terrell	6	—
Danny Baker	4	—
Stephen Barrera	3	—
Hudson Prioleau	3	1
Kendric McNeal	1	—
Anthony Vela	1	—
Joe Villavisencio	1	—

12TH MAN REP

	12th Man	#
SFA	Bishop	2
La. Tech	Bishop	3
FIU	Dea. Thompson	1
at OSU	Dea. Thompson	2
vs. Ark	Dea. Thompson	3
Mizzou	Dea. Thompson	4
at KU	Dea. Thompson	5
TT	Dea. Thompson	6
OU	Dea. Thompson	7
at BU	Dea. Thompson	8
NU	Dea. Thompson	9
at UT	Dea. Thompson	10
vs LSU	Dea. Thompson	11

- appearances as 12th Man representative

TEXAS A&M'S 20-PLUS YARD PLAYS (91)

Yards	Type	Player(s)	Opponent
*100	KR	Judie, Coryell	Oklahoma
*84	KR	Judie, Coryell	Baylor
*84	Rush	Gray, Cyrus	Texas
83	INT	Harris, Dustin	Kansas
71	FGR	Frederick, Terrence	Baylor
69	KR	Judie, Coryell	LSU
69	Pass	Fuller, Jeff from Johnson, Jerrod	Arkansas
67	Rush	Michael, Christine	Louisiana Tech
*64	Pass	Swope, Ryan from Tannehill, Ryan	Oklahoma
60	Pass	Michael, Christine from Johnson, Jerrod	Missouri
56	Pass	Fuller, Jeff from Johnson, Jerrod	Louisiana Tech
*54	PR	Harris, Dustin	Louisiana Tech
*54	Rush	Gray, Cyrus	Texas Tech
48	Rush	Tannehill, Ryan	Oklahoma
*48	Rush	Gray, Cyrus	Texas
47	KR	Gray, Cyrus	Oklahoma State
46	Pass	Michael, Christine from Johnson, Jerrod	Stephen F. Austin
*44	Pass	Nwachukwu, Uzoma from Johnson, Jerrod	Louisiana Tech
41	KR	Gray, Cyrus	Louisiana Tech
40	Pass	Fuller, Jeff from Johnson, Jerrod	Kansas
*40	Rush	Gray, Cyrus	FIU
39	Pass	Fuller, Jeff from Johnson, Jerrod	Louisiana Tech
*39	Pass	Fuller, Jeff from Tannehill, Ryan	Kansas
*38	INT	Harris, Dustin	Stephen F. Austin
38	Pass	Tannehill, Ryan from Johnson, Jerrod	Oklahoma State
*37	Rush	Michael, Christine	FIU
36	KR	Judie, Coryell	Baylor
36	Pass	Swope, Ryan from Tannehill, Ryan	Baylor
36	KR	Gray, Cyrus	Arkansas
36	Pass	Fuller, Jeff from Tannehill, Ryan	Nebraska
36	Rush	Gray, Cyrus	Kansas
35	KR	Judie, Coryell	Texas
35	INT	Judie, Coryell	Texas Tech
34	INT	Frederick, Terrence	Arkansas
34	Pass	Fuller, Jeff from Tannehill, Ryan	Texas Tech
*33	Pass	McCoy, Terrence from Johnson, Jerrod	FIU
33	KR	Gray, Cyrus	Arkansas
32	Pass	McNeal, Kenric from Tannehill, Ryan	Texas
32	Rush	Tannehill, Ryan	LSU
32	Pass	Jackson, Brandal from Johnson, Jerrod	Kansas
31	Pass	Fuller, Jeff from Tannehill, Ryan	Texas Tech
31	Pass	Fuller, Jeff from Johnson, Jerrod	FIU
*31	Pass	Fuller, Jeff from Johnson, Jerrod	Arkansas
30	KR	Judie, Coryell	LSU
29	KR	Gray, Cyrus	FIU
29	Pass	Swope, Ryan from Tannehill, Ryan	Oklahoma
29	Rush	Gray, Cyrus	Baylor
28	Pass	Gray, Cyrus from Johnson, Jerrod	Stephen F. Austin
28	KR	Judie, Coryell	Texas
28	Pass	Hicks, Nehemiah from Johnson, Jerrod	Louisiana Tech
28	KR	Judie, Coryell	LSU
28	Pass	Jackson, Brandal from Johnson, Jerrod	Missouri
28	Pass	Hicks, Nehemiah from Johnson, Jerrod	Stephen F. Austin
28	KR	Gray, Cyrus	FIU
*28	Pass	Swope, Ryan from Johnson, Jerrod	Oklahoma State
*27	Pass	Fuller, Jeff from Tannehill, Ryan	Kansas
27	Pass	McNeal, Kenric from Tannehill, Ryan	Baylor
27	Pass	Fuller, Jeff from Tannehill, Ryan	Texas Tech
27	KR	Gray, Cyrus	Missouri
*26	Pass	Fuller, Jeff from Johnson, Jerrod	Missouri
26	Pass	Swope, Ryan from Tannehill, Ryan	Texas Tech
24	KR	Gray, Cyrus	Kansas
23	KR	Judie, Coryell	LSU
23	KR	Gray, Cyrus	Louisiana Tech
*23	Rush	Gray, Cyrus	Oklahoma
23	PR	Askew, Nate	Louisiana Tech
22	KR	Gray, Cyrus	Missouri
22	KR	Gray, Cyrus	Louisiana Tech
22	Pass	Stephens, Bradley from Tannehill, Ryan	Texas Tech
22	KR	Swope, Ryan	Louisiana Tech
22	KR	Judie, Coryell	LSU
22	Pass	Fuller, Jeff from Johnson, Jerrod	Louisiana Tech
22	Pass	Swope, Ryan from Johnson, Jerrod	FIU
22	Pass	Hicks, Nehemiah from Johnson, Jerrod	Oklahoma State
22	KR	Swope, Ryan	Arkansas

* touchdown scored on play

BY LENGTH

Yards	No.	TD
100+	1	1
90-99	0	0
80-89	3	2
70-79	1	0
60-69	5	1
50-59	3	2
40-49	8	3
30-39	23	5
20-29	47	4

BY PLAY TYPE

Type	No.	TD
Rushing	14	6
Passing	42	8
Punt returns	3	1
Kick returns	27	2
Interceptions	4	1
Fumble returns	0	0
Other	1	0
TOTAL	91	18

20-YARD PLUS BY PLAYER

Player	No.	TD	R	P	KR	PR	IR	FR
Gray, Cyrus	23	5	9	2	12	0	0	0
Fuller, Jeff	15	4	0	15	0	0	0	0
Judie, Coryell	13	2	0	0	12	0	1	0
Swope, Ryan	10	2	0	8	2	0	0	0
Michael, Christine	6	1	3	3	0	0	0	0
Tannehill, Ryan	4	0	2	2	0	0	0	0
Harris, Dustin	3	2	0	0	0	1	2	0
Nwachukwu, Uzoma	3	1	0	3	0	0	0	0
Hicks, Nehemiah	3	0	0	3	0	0	0	0
McNeal, Kenric	3	0	0	2	0	1	0	0
Jackson, Brandal	2	0	0	2	0	0	0	0
Frederick, Terrence	2	0	0	0	0	0	1	1
McCoy, Terrence	1	1	0	1	0	0	0	0
Askew, Nate	1	0	0	0	0	1	0	0
Malena, Ben	1	0	0	0	1	0	0	0
Stephens, Bradley	1	0	0	1	0	0	0	0
TOTAL	91	18	14	42	27	3	4	1

LONGEST PLAYS OF 2010

RUSHING

84 Cyrus Gray at Texas Nov. 25

RUSHING TOUCHDOWN

84 Cyrus Gray at Texas Nov. 25

PASSING

69 Jerrod Johnson to Jeff Fuller vs Arkansas Oct. 9

PASSING TOUCHDOWN

64 Swope, Ryan from Tannehill, Ryan vs Oklahoma Nov. 11

PUNT RETURN

54 Dustin Harris vs Louisiana Tech Sept. 11

KICK RETURN

100 Judie, Coryell vs Oklahoma Nov. 6

INTERCEPTION RETURN

83 Dustin Harris at Kansas Oct. 23

FUMBLE RETURN

n/a

FIELD GOAL RETURN

71 Frederick, Terrence at Baylor Nov. 13

PUNT

53 Ken Wood at Texas Nov. 25

FIELD GOAL

50 Randy Bullock at Texas Nov. 25

THE LAST TIME...

100-YARD RUSHER

by A&M 100, Cyrus Gray vs LSU, 2010
 by Opp. 105, Stevan Ridley of LSU at the Cotton Bowl, 2010
 102, Spencer Ware of LSU at the Cotton Bowl, 2010

TWO 100-YARD RUSHERS

by A&M 116, Christine Michael vs Baylor, 2009
 107, Cyrus Gray vs Baylor, 2009
 by Opp. 105, Stevan Ridley of LSU at the Cotton Bowl, 2010
 102, Spencer Ware of LSU at the Cotton Bowl, 2010

200-YARD RUSHER

by A&M 223, Cyrus Gray at Texas, 2010
 by Opp. 283, Cedric Benson of Texas in College Station, 2003

60-YARD RUSH PLAY

by A&M 84, Cyrus Gray at Texas, 2010
 by Opp. 71, Robert Griffin III of Baylor in Waco, 2010

THREE-OR-MORE RUSHING TDs

by A&M 4, Cyrus Gray at Baylor, 2010
 by Opp. 3, Jay Finley of Baylor in Waco, 2010

TEAM RUSHED FOR 300 YARDS

by A&M 321 at Texas Tech, 2009
 by Opp. 328 by Oklahoma in College Station, 2008

TEAM RUSHED FOR LESS THAN 100 YARDS

by A&M 59 at Oklahoma, 2009
 by Opp. 72, Oklahoma in College Station, 2010

300-YARD PASSER

by A&M 449, Ryan Tannehill vs. Texas Tech, 2010
 by Opp. 361, Blaine Gabbert of Missouri in College Station, 2010

400-YARD PASSER

by A&M 449, Ryan Tannehill vs. Texas Tech, 2010
 by Opp. 450, Graham Harrell of Texas Tech in College Station, 2008

SCORED ON OVER A 50-YARD PASS PLAY

by A&M 70, Jeff Fuller from Jerrod Johnson, vs Texas, 2009
 by Opp. 67, Ryan Mallett of Arkansas to Cobi Hamilton, in Arlington, 2010

30 PASS COMPLETIONS

by A&M 36, Ryan Tannehill vs. Texas Tech, 2010
 by Opp. 36, Landry Jones of Oklahoma in College Station, 2010

40 PASS ATTEMPTS

by A&M 50, Ryan Tannehill vs. Texas Tech, 2010
 by Opp. 59, Landry Jones of Oklahoma in College Station, 2010

THREE-OR-MORE TD PASSES

by A&M 4, Ryan Tannehill vs. Texas Tech, 2010
 by Opp. 3, Blaine Gabbert of Missouri in College Station, 2010

FOUR-OR-MORE TD PASSES

by A&M 4, Ryan Tannehill vs. Texas Tech, 2010
 by Opp. 4, Colt McCoy of Texas in College Station, 2009

100-YARD RECEIVER

by A&M 136, Ryan Swope vs. Oklahoma, 2010
 by Opp. 110, T.J. Moe of Missouri in College Station, 2010

10-OR-MORE RECEIVERS

by A&M 11 at Oklahoma State, 2010
 by Opp. 10 by Baylor in Waco, 2010

10-OR-MORE RECEPTIONS

by A&M 11, Jeff Fuller vs. Texas Tech, 2010
 by Opp. Wes Kemp of Missouri in College Station, 2010
 Michael Egnew of Missouri in College Station, 2010

FOUR FIELD GOALS

by A&M 5, Todd Pegram vs. Colorado, 2004
 by Opp. 4, Josh Arauco of Arkansas State in College Station, 2008

50-YARD FIELD GOAL

by A&M 50, Randy Bullock at Texas, 2010
 by Opp. 52, Dusty Mangum of Texas in Austin, 2005

60-YARD FIELD GOAL

by A&M 62, Terence Kitchens vs. Southern Miss, 1999

RECORDED A BLOCKED PUNT

by A&M K.J. Williams at Texas (4th Qtr), 2008
 by Opp. Baccari Rambo of Georgia (2nd Qtr) in Shreveport, 2009

RECORDED A BLOCKED FIELD GOAL ATTEMPT

by A&M Dustin Harris at Baylor, 2010
blocked attempt by Aaron Jones of Baylor (2nd Quarter)
 by Opp. Geno Atkins of Georgia in Shreveport, 2009
blocked Randy Bullock's attempt (4th Quarter)

A KICKOFF WAS RETURNED FOR A TD

by A&M Coryell Judie, 84 yards at Baylor, 2010
 by Opp. Brandon Boykin of Georgia, 81 yards, in Shreveport, 2009

PUNT RETURN FOR A TD

by A&M Dustin Harris, 54 yards, vs. Louisiana Tech, 2010
 by Opp. Dez Bryant of Oklahoma State in Stillwater, 78 yards, 2008

BLOCKED PUNT RETURN FOR A TD

by A&M Jaxson Appel, 1 yard, vs. SMU, 2005
 by Opp. Courtney Herndon of Kansas State, 10 yards, in College Station, 2008

INTERCEPTION RETURNED FOR A TD

by A&M Dustin Harris, 38 yards vs Stephen F. Austin, 2010
 by Opp. Anthony Gaitor, 54 yards, FIU in College Station, 2010

FUMBLE RECOVERY FOR A TD

by A&M Paul Freaney, 58 yards vs Army, 2008
 by Opp. James Thomas of Oklahoma State, 63 yards, in Stillwater, 2010

A TEAM SCORED A SAFETY

by A&M vs Oklahoma in College Station, 2010
(Bad snap over OU quarterback Landry Jones out back of endzone)
 by Opp. Oklahoma in College Station, 2010
(A&M punt blocked and recoverd in endzone)

OVERTIME HISTORY

(7-4 overall, 5-2 home, 1-1 away, 1-1 neutral)

Nov. 1, 1997	A&M 28, Oklahoma State 25	1 OT	College Station
Dec. 5, 1998	A&M 36, Kansas State 33	2 OT	St. Louis (<i>Big 12 Championship</i>)
Dec. 31, 2000	Mississippi State 43, A&M 41	1 OT	Shreveport, La. (<i>Independence Bowl</i>)
Oct. 5, 2002	Texas Tech 48, A&M 47	1 OT	College Station
Nov. 16, 2002	Missouri 33, A&M 27	2 OT	College Station
Oct. 23, 2004	A&M 29, Colorado 26	1 OT	College Station
Oct. 30, 2004	Baylor 35, A&M 34	1 OT	Waco
Nov. 13, 2004	A&M 32, Texas Tech 25	1 OT	College Station
Oct. 1, 2005	A&M 16, Baylor 13	1 OT	College Station
Oct. 21, 2006	A&M 34, Oklahoma State 33	1 OT	Stillwater, Okla.
Sept. 8, 2007	A&M 47, Fresno State 45	3 OT	College Station

SEASON/CAREER STATISTICS

OFFENSE

	SEASON STATISTICS									CAREER STATISTICS								
	GP	Att	Gain	Loss	Net	Avg	TD	Long	Avg/G	GP	Att	Gain	Loss	Net	Avg	TD	Long	Avg/G
RUSHING																		
Gray, Cyrus	13	200	1180	47	1133	5.7	12	84	87.2	38	434	2363	110	2253	5.2	18	84	59.3
Michael, Christine	8	126	653	22	631	5.0	4	67	78.9	20	292	1531	56	1475	5.1	14	97	73.8
Johnson, Jerrod	7	79	323	177	146	1.8	2	17	20.9	37	331	1563	686	877	2.6	16	43	23.7
Stephens, Bradley	11	32	130	2	128	4.0	0	11	11.6	36	74	341	13	328	4.4	1	28	9.1
Tannehill, Ryan	13	51	202	126	76	1.5	1	48	5.8	37	57	211	148	63	1.1	1	48	1.7
Swope, Ryan	13	11	66	8	58	5.3	0	14	4.5	25	11	66	8	58	5.3	0	14	2.3
Nwachukwu, Uzoma	13	3	12	0	12	4.0	0	5	0.9	26	11	102	3	99	9.0	1	39	3.8
Prioleau, Hutson	12	1	1	0	1	1.0	0	1	0.1	12	1	1	0	1	1.0	0	1	0.1
Total	13	519	2567	422	2145	4.1	19	84	165.0									
Opponents	13	481	2097	405	1692	3.5	14	71	130.2									
PASSING																		
Johnson, Jerrod	7	125.36	158-279-9	56.6	1947	14	69	278.1	37	134.36	1109-650-27	58.6	8011	67	70	216.5		
Tannehill, Ryan	13	136.96	152-234-6	65.0	1638	13	64	126.0	37	136.30	243-157-6	64.6	1706	13	64	46.1		
Total	13	131.21	311-515-15	60.4	3599	28	69	276.8										
Opponents	13	116.55	308-510-16	60.4	3044	19	71	234.2										
RECEIVING																		
Fuller, Jeff	13	72	1066	14.8	12	69	82.0	33	163	2264	13.9	28	70	68.6				
Swope, Ryan	13	72	825	11.5	4	64	63.5	25	91	997	11.0	5	64	39.9				
Nwachukwu, Uzoma	13	36	407	11.3	4	44	31.3	26	76	1115	14.7	10	66	42.9				
Gray, Cyrus	13	34	251	7.4	1	28	19.3	38	72	537	7.5	3	28	14.1				
McNeal, Kenric	11	23	202	8.8	2	32	18.4	21	29	299	10.3	3	44	14.2				
Michael, Christine	8	13	174	13.4	0	60	21.8	20	28	240	8.6	0	60	12.0				
Tannehill, Ryan	13	11	143	13.0	1	38	11.0	37	112	1596	14.2	10	58	43.1				
Hicks, Nehemiah	13	11	141	12.8	0	28	10.8	13	11	141	12.8	0	28	10.8				
McCoy, Terrence	13	9	110	12.2	1	33	8.5	47	41	441	10.8	3	35	9.4				
Prioleau, Hutson	12	9	58	6.4	1	18	4.8	12	9	58	6.4	1	18	4.8				
Jackson, Brandal	11	8	112	14.0	0	32	10.2	22	24	384	16.0	1	60	17.5				
Stephens, Bradley	11	6	71	11.8	0	22	6.5	36	10	117	11.7	0	28	3.2				
Lamothe, Michael	12	6	42	7.0	2	12	3.5	24	6	42	7.0	2	12	1.8				
Allen, Matt	13	1	-3	-3.0	0	0	-0.2	21	1	-3	-3.0	0	0	-0.1				
Total	13	311	3599	11.6	28	69	276.8											
Opponents	13	308	3044	9.9	19	71	234.2											
TOTAL OFFENSE																		
Johnson, Jerrod	7	358	146	1947	2093	299.0	37	1440	877	8011	8888	240.2						
Tannehill, Ryan	13	285	76	1638	1714	131.8	37	300	63	1706	1769	47.8						
Gray, Cyrus	13	201	1133	14	1147	88.2	38	435	2253	14	2267	59.7						
Michael, Christine	8	126	631	0	631	78.9	20	292	1475	0	1475	73.8						
Stephens, Bradley	11	32	128	0	128	11.6	36	74	328	0	328	9.1						
Swope, Ryan	13	11	58	0	58	4.5	25	11	58	0	58	2.3						
Nwachukwu, Uzoma	13	3	12	0	12	0.9	26	11	99	0	99	3.8						
Prioleau, Hutson	12	1	1	0	1	0.1	12	1	1	0	1	0.1						
Total	13	1034	2145	3599	5744	441.8												
Opponents	13	991	1692	3044	4736	364.3												

SEASON/CAREER STATISTICS

OFFENSE

SEASON STATISTICS

CAREER STATISTICS

SCORING	SEASON STATISTICS									CAREER STATISTICS									
	TD	FGs	Kick	Rush	Rcv	Pass	PATs	DXP	Saf	Points	TD	FGs	Kick	Rush	Rcv	Pass	DXP	Saf	Points
Bullock, Randy	0	16-21	50-50	0-0	0	0-0	0	0	98	0	34-47	121-122	0-0	0	0-0	0	0	223
Gray, Cyrus	13	0-0	0-0	0-0	0	0-0	0	0	78	23	0-0	0-0	0-0	0	0-0	0	0	138
Fuller, Jeff	12	0-0	0-0	0-0	0	0-0	0	0	72	28	0-0	0-0	0-0	1	0-0	0	0	170
Nwachukwu, Uzoma	4	0-0	0-0	0-0	0	0-0	0	0	24	11	0-0	0-0	0-0	0	0-0	0	0	66
Michael, Christine	4	0-0	0-0	0-0	0	0-0	0	0	24	14	0-0	0-0	0-0	0	0-0	0	0	84
Swope, Ryan	4	0-0	0-0	0-0	0	0-0	0	0	24	5	0-0	0-0	0-0	0	0-0	0	0	30
Judie, Coryell	2	0-0	0-0	0-0	0	0-0	0	0	12	2	0-0	0-0	0-0	0	0-0	0	0	12
Lamothe, Michael	2	0-0	0-0	0-0	0	0-0	0	0	12	2	0-0	0-0	0-0	0	0-0	0	0	12
Johnson, Jerrod	2	0-0	0-0	0-0	0	0-1	0	0	12	16	0-0	0-0	0-1	0	2-8	0	0	96
McNeal, Kenric	2	0-0	0-0	0-0	0	0-0	0	0	12	3	0-0	0-0	0-0	0	0-0	0	0	18
Tannehill, Ryan	2	0-0	0-0	0-0	0	0-0	0	0	12	11	0-0	0-0	1-1	1	0-0	0	0	70
Harris, Dustin	2	0-0	0-0	0-0	0	0-0	0	0	12	2	0-0	0-0	0-0	0	0-0	0	0	12
McCoy, Terrence	1	0-0	0-0	0-0	0	0-0	0	0	6	3	0-0	0-0	0-0	0	0-0	0	0	18
Prioleau, Hutson	1	0-0	0-0	0-0	0	0-0	0	0	6	1	0-0	0-0	0-0	0	0-0	0	0	6
Total.....	51	16-21	50-50	0-0	0	0-1	0	1	406										
Opponents.....	35	14-20	31-34	0-0	0	0-1	0	1	285										

ALL PURPOSE	SEASON STATISTICS								CAREER STATISTICS								
	G	Rush	Rec	PR	KOR	IR	Tot	Avg/G	G	Rush	Rec	PR	KOR	IR	Tot	Avg/G	
Gray, Cyrus	13	1133	251	0	422	0	1806	138.9	38	2253	537	0	2233	0	5023	132.2
Fuller, Jeff	13	0	1066	0	0	0	1066	82.0	33	0	2264	0	0	0	2264	68.6
Swope, Ryan	13	58	825	0	87	0	970	74.6	25	58	997	0	285	0	1340	53.6
Michael, Christine	8	631	174	0	16	0	821	102.6	20	1475	240	0	217	0	1932	96.6
Judie, Coryell	13	0	0	0	605	31	636	48.9	14	0	0	0	605	31	636	45.4
Nwachukwu, Uzoma	13	12	407	0	0	0	419	32.2	26	99	1115	0	0	0	1214	46.7
McNeal, Kenric	11	0	202	138	0	0	340	30.9	21	0	299	138	0	0	437	20.8
Tannehill, Ryan	13	76	143	0	0	0	219	16.8	37	63	1596	0	0	0	1659	44.8
Harris, Dustin	13	0	0	92	0	117	209	16.1	25	0	0	218	0	156	374	15.0
Stephens, Bradley	11	128	71	0	0	0	199	18.1	36	328	117	4	364	0	813	22.6
Hicks, Nehemiah	13	0	141	0	6	0	147	11.3	13	0	141	0	6	0	147	11.3
Johnson, Jerrod	7	146	0	0	0	0	146	20.9	37	877	41	0	0	0	918	24.8
Jackson, Brandal	11	0	112	0	18	0	130	11.8	22	0	384	0	18	0	402	18.3
McCoy, Terrence	13	0	110	0	0	0	110	8.5	47	0	441	0	0	0	441	9.4
Prioleau, Hutson	12	1	58	0	0	0	59	4.9	12	1	58	0	0	0	59	4.9
Lamothe, Michael	12	0	42	0	11	0	53	4.4	24	0	42	0	11	0	53	2.2
Malena, Ben	6	0	0	0	46	0	46	7.7	6	0	0	0	46	0	46	7.7
Frederick, Terrence	13	0	0	-6	0	34	28	2.2	37	0	0	-2	0	35	33	0.9
Askew, Nate	7	0	0	23	0	0	23	3.3	7	0	0	23	0	0	23	3.3
Smith, Lionel	13	0	0	0	0	13	13	1.0	27	0	0	14	385	13	412	15.3
Moore, Damontre	13	0	0	0	0	8	8	0.6	13	0	0	0	0	8	8	0.6
Hodges, Michael	13	0	0	0	0	3	3	0.2	25	0	0	0	0	31	31	1.2
Miller, Von	13	0	0	0	0	3	3	0.2	47	0	0	0	0	3	3	0.1
Allen, Matt	13	0	-3	0	0	0	-3	-0.2	21	0	-3	0	0	0	-3	-0.1
Brown, Kenny	13	0	0	0	-5	0	-5	-0.4	49	5	21	24	-5	0	45	0.9
Total.....	13	2145	3599	247	1206	209	7406	569.7									
Opponents.....	13	1692	3044	75	1374	182	6367	489.8									

SEASON/CAREER STATISTICS

DEFENSE

DEFENSIVE LEADERS	SEASON STATISTICS											CAREER STATISTICS										
	GP	So	Ast	Total	TFL	Sacks	Int	PBU	FR	FF	Blk	GP	So	Ast	Total	TFL	Sacks	Int	PBU	FR	FF	Blk
37 Hodges, Michael	13	61	54	115	7.5	4.5	2	3	1		25	92	90	182	8.0	4.5	3	4	1			
8 Williams, Garrick	13	54	58	112	5.0			1	1	1	38	122	100	222	16.0	2.5	1	2	1	3		
10 Porter, Sean	13	35	39	74	7.0	0.5		6	1		26	58	58	116	11.0	1.5		6	1			
40 Miller, Von	13	38	30	68	17.5	10.5	1	6	2	3	47	104	78	182	50.5	33.0	1	11	4	10		
1 Hunter, Trent	13	37	25	62	1.5		2			1	37	141	81	222	5.0		5	4		1		
5 Judie, Coryell	13	29	28	57	2.0		4	4			14	29	28	57	2.0		4	4				
7 Frederick, Terrence	13	40	17	57	8.0	1.0	1	9	1	1	37	112	39	151	13.0	2.0	3	17	1	2		
77 Patterson, Lucas	13	22	28	50	5.0	3.0				1	50	56	75	131	10.0	4.5		1	2	2	1	
83 Jerod-Eddie, Tony	13	22	27	49	2.5			2			38	40	52	92	7.5	2.0		4	2		3	
21 Terrell, Steven	13	19	27	46	0.5			2	1		26	25	29	54	0.5			2	1			
22 Harris, Dustin	13	30	13	43	1.5		4	9	1		25	54	29	83	3.5	1.0	5	11	1		1	
92 Mathis, Jonathan	13	12	29	41	3.5	0.5		2		1	13	12	29	41	3.5	0.5		2		1		
94 Moore, Damontre	13	18	22	40	6.5	5.5	1	1		3	13	18	22	40	6.5	5.5	1			3		
2 Campbell, Steven	9	14	19	33	2.0	1.0					22	29	29	58	2.5	1.0		2				
19 Brown, Eddie	13	11	14	25	5.0	1.5			1		38	46	37	83	13.0	5.5		1	1			
99 Nealy, Spencer	13	7	13	20	2.5			1			26	18	21	39	5.5	1.0		1				
18 Mangan, Kyle	12	5	12	17	1.5					2	25	34	53	87	8.0	2.5	2	7	1	3		
3 Smith, Lionel	13	10	6	16	1.0		1	1		1	27	17	12	29	1.0		1	1		2		
33 Thompson, DeAndre	13	7	6	13	1.0						13	7	6	13	1.0							
9 Thomas, Charlie	13	5	6	11	0.0						13	5	6	11	0.0							
29 Cheatham, Blane	13	3	6	9	0.0				1		26	3	9	12	0.0				1			
4 Hurd, Toney	12	5	4	9	0.0						12	5	4	9	0.0							
24 Johnson, Malcom	13	6	2	8	1.0						13	6	2	8	1.0							
90 Bass, Ben	13	2	5	7	1.0	1.0					23	2	6	8	1.0	1.0						
15 Brown, Kenny	13	3	4	7	0.0						49	24	24	48	0.5			1	2	1	2	
11 Stewart, Jonathan	13	4	3	7	1.0						26	19	16	35	2.0			1				
27 Jones, CJ	6	5	1	6	0.0						6	5	1	6	0.0							
11 McCoy, Terrence	13	4	1	5	0.0						47	4	1	5	0.0							
47 Russell, Caleb	8	1	3	4	1.0	1.0					9	1	3	4	1.0	1.0						
95 Bredthauer, Ben	13	1	2	3	0.0						22	1	2	3	0.0							
6 Gardiner, Desmond	10		3	3	0.0						10		3	3	0.0							
9 Askew, Nate	7	2	1	3	0.0						7	2	1	3	0.0							
89 Robinson, Ivan	4	1	1	2	0.0						4	1	1	2	0.0							
43 Arterburn, Aaron	3	2		2	0.0						8	4	4	8	0.0							
23 Malena, Ben	6	2		2	0.0						6	2		2	0.0							
7 Nwachukwu, Uzoma	13	2		2	0.0						26	2		2	0.0							
32 Gray, Cyrus	13	2		2	0.0						38	2		2	0.0							
28 Bullock, Randy	13	1	1	2	0.0						33	5	1	6	0.0							
80 Prioleau, Hutson	12	1		1	0.0						12	1		1	0.0							
14 Furtch, Keon	1	1		1	0.0						1	1		1	0.0							
61 Lewis, Patrick	13	1		1	0.0						25	1		1	0.0							
8 Fuller, Jeff	13	1		1	0.0						33	1		1	0.0							
48 Epperson, Ryan	9	1		1	0.0						15	1		1	0.0							
44 Wolridge, Andrew	3		1	1	0.0						3		1	1	0.0							
30 Bishop, Don	12	1		1	0.0						23	3	1	4	0.0							
1 Johnson, Jerrod	7	1		1	0.0						37	1		1	0.0							
17 Tannehill, Ryan	13	1		1	0.0						37	3		3	0.0							
4 Jackson, Brandal	11		1	1	0.0						22	1	1	2	0.0							
19 Lamothe, Michael	12				0.0						24		1	1	0.0							
Total.....	13	530	512	1042	85	30	16	48	9	15	2											
Opponents.....	13	514	580	1094	84	37	15	64	15	18	2											

INTERCEPTIONS	No.	Yds	Avg	TD	Long	No.	Yds	Avg	TD	Long
Harris, Dustin	4	117	29.2	1	83	5	156	31.2	1	83
Judie, Coryell	4	31	7.8	0	35	4	31	7.8	0	35
Hunter, Trent	2	0	0.0	0	0	5	23	4.6	0	23
Hodges, Michael	2	3	1.5	0	3	3	31	10.3	0	28
Smith, Lionel	1	13	13.0	0	13	1	13	13.0	0	13
Frederick, Terrence	1	34	34.0	0	34	3	35	11.7	0	34
Moore, Damontre	1	8	8.0	0	8	1	8	8.0	0	8
Miller, Von	1	3	3.0	0	3	1	3	3.0	0	3
Total.....	16	209	13.1	1	83					
Opponents.....	15	182	12.1	1	54					

FUMBLE RETURNS	No.	Yds	Avg	TD	Long	No.	Yds	Avg	TD	Long
Total.....	0	0	0.0	0	0					
Opponents.....	3	77	25.7	1	63					

SEASON/CAREER STATISTICS

SPECIAL TEAMS

SEASON STATISTICS

CAREER STATISTICS

PUNT RETURNS	SEASON STATISTICS					CAREER STATISTICS				
	No.	Yds	Avg	TD	Long	No.	Yds	Avg	TD	Long
McNeal, Kenric	24	138	5.8	0	20	24	138	5.8	0	20
Harris, Dustin	8	92	11.5	1	54	24	218	9.1	1	54
Frederick, Terrence	2	-6	-3.0	0	0	4	-2	-0.5	0	1
Askew, Nate	1	23	23.0	0	23	1	23	23.0	0	23
Total	35	247	7.1	1	54					
Opponents	19	75	3.9	0	31					

KICK RETURNS	SEASON STATISTICS					CAREER STATISTICS				
	No.	Yds	Avg	TD	Long	No.	Yds	Avg	TD	Long
Judie, Coryell	20	605	30.2	2	100	20	605	30.2	2	100
Gray, Cyrus	17	422	24.8	0	47	93	2233	24.0	2	99
Swope, Ryan	5	87	17.4	0	22	13	285	21.9	0	39
Malena, Ben	3	46	15.3	0	21	3	46	15.3	0	21
Hicks, Nehemiah	2	6	3.0	0	4	2	6	3.0	0	4
Jackson, Brandal	1	18	18.0	0	18	1	18	18.0	0	18
Lamothe, Michael	1	11	11.0	0	11	1	11	11.0	0	11
Michael, Christine	1	16	16.0	0	16	10	217	21.7	0	44
Brown, Kenny	0	-5	0.0	0	0	0	-5	0.0	0	0
Total	50	1206	24.1	2	100					
Opponents	64	1374	21.5	0	48					

FIELD GOALS	SEASON STATISTICS				CAREER STATISTICS				
	Att	Good	Long	Blkd	Att	Good	Long	Blkd	Pct.
Bullock, Randy	21	16	50	0	47	34	50	2	72.3
Total	21	16	50	0					
Opponents	20	14	50	1					

PUNTING	SEASON STATISTICS								CAREER STATISTICS							
	No.	Yds	Avg	Long	TB	FC	I20	Blkd	No.	Yds	Avg	Long	TB	FC	I20	Blkd
Epperson, Ryan	41	1541	37.6	52	1	15	5	1	66	2420	36.7	52	1	24	11	2
Wood, Ken	14	490	35.0	53	0	5	5	0	44	1654	37.6	55	1	11	12	0
Jaroszewski, Jared	9	355	39.4	50	1	1	3	0	9	355	39.4	50	1	1	3	0
Tannehill, Ryan	3	75	25.0	33	0	0	1	0	3	75	25.0	33	0	0	1	0
Total	69	2461	35.7	53	2	21	14	1								
Opponents	85	3401	40.0	70	9	14	22	0								

KICKOFFS	SEASON STATISTICS								CAREER STATISTICS				
	No.	Yds	Avg	TB	OB	Retn	Net	YdLn	No.	Yds	Avg	TB	OB
Bullock, Randy	77	4820	62.6	13	2				192	11912	62.0	27	4
Serres, Kyle	2	132	66.0	0	0				2	132	66.0	0	0
Total	79	4952	62.7	13	2	1374	42.0	28					
Opponents	62	3889	62.7	10	1	1206	40.0	29					

2010 RECAPS AND BOXSCORES



—/— STEPHEN F. AUSTIN (0-1) 7
 —/— TEXAS A&M (1-0) 48

SATURDAY, SEPTEMBER 4 • KYLE FIELD • COLLEGE STATION, TEXAS
 ATTENDANCE: 81,287 • TV: NONE

COLLEGE STATION (AP) — Christine Michael rushed for 105 yards and Texas A&M's defense showed obvious improvement from last season in the Aggies' 48-7 season-opening victory Saturday night over lower-division Stephen F. Austin.

A&M senior quarterback Jerrod Johnson, who set eight school records in 2009, completed 23 of 35 passes for 278 yards and two touchdowns. The Aggies finished with 539 yards - 236 coming on 60 running plays.

The A&M defense, one of the nation's worst last year, held Stephen F. Austin to 266 yards and 13 first downs. The Aggies have switched to a 3-4 alignment this season under new coordinator Tim DeRuyter, who replaced the retired Joe Kines in the offseason.

Jeremy Moses, Stephen F. Austin's all-time leading passer, went 19-of-37 for 171 yards with a touchdown and an interception. The Lumberjacks led the FCS in passing yards (343 per game) in 2009.

	1	2	3	4	SCORE
Stephen F. Austin	0	7	0	0	7
Texas A&M	7	13	21	7	48

SCORING SUMMARY

1st	00:50	A&M	Michael 15 yd run (Bullock kick)	10-20 3:11
2nd	08:02	A&M	Bullock 32 yd field goal	8-33 3:04
	07:45	A&M	Harris 38 yd INT return (Bullock kick)	
	4:24	SFA	Roberson 21 yd pass from Moses (Barrett kick)	10-56 3:21
	00:59	A&M	Bullock 27 yd field goal	10-52 3:25
3rd	09:57	A&M	J. Johnson 1 yd run (Bullock kick)	15-69 5:03
	06:52	A&M	Fuller 7 yd pass from J. Johnson (Bullock kick)	7-39 3:05
	04:02	A&M	Michael 4 yd rush (Bullock kick)	3-50 0:43
4th	11:38	A&M	Fuller 6 yd pass from J. Johnson (Bullock kick)	14-74 5:28

	SFA	TAMU
FIRST DOWNS	13	33
RUSHES-YARDS (NET)	17-31	55-192
PASSING YDS (NET)	235	347
Passes Att-Comp-Int	45-26-1	44-31-0
TOTAL OFFENSE PLAYS-YARDS	62-266	99-539
Fumble Returns-Yards	0-0	0-0
Punt Returns-Yards	0-0	5-41
Kickoff Returns-Yards	8-120	2-28
Interception Returns-Yards	0-0	1-38
Punts (Number-Avg)	9-36.2	3-37.3
Fumbles-Lost	3-1	1-0
Penalties-Yards	11-80	3-12
Possession Time	22:38	37:22
Third-Down Conversions	3 of 15	12 of 19
Fourth-Down Conversions	1 of 3	0 of 1
Red-Zone Scores-Chances	1-1	7-8
Sacks By: Number-Yards	2-14	1-3

RUSHING: Stephen F. Austin-Hampton, Romonte 11-18; Lawson, Keith 2-10; Barnes, Jeremy 3-6; Moses, Jeremy 1-minus 3. Texas A&M-Michael, Christine 22-105; Gray, Cyrus 16-61; Stephens, Bradley 7-17; Johnson, Jerrod 9-6; Nwachukwu, Uzoma 1-3.

PASSING: Stephen F. Austin-Moses, Jeremy 19-37-1-171; Attaway, Brady 4-5-0-54; Riley, Garrett 2-2-0-5; Curry, Tim 1-1-0-5. Texas A&M-Johnson, Jerrod 28-40-0-322; Tannehill, Ryan 3-4-0-25.

RECEIVING: Stephen F. Austin-Crawford, Gralyn 5-52; Foster, Anthony 4-26; Morgan, Ayrton 3-15; Gambel, Ryan 2-47; Roberson, Cordell 2-38; Williams, Garret 2-7; Scott, Brandon 1-30; Brooks, Mike 1-12; Dozier, Lance 1-5; Walker, Travis 1-4; Hampton, Romonte 1-3; Lott, Kris 1-1; Finley, Vencent 1-minus 2; Barnes, Jeremy 1-minus 3. Texas A&M-Swope, Ryan 13-106; Gray, Cyrus 4-54; Fuller, Jeff 4-47; Hicks, Nehemiah 3-38; McNeal, Kenric 2-17; Nwachukwu, Uzoma 2-11; Michael, Christine 1-46; Stephens, Bradley 1-19; Tannehill, Ryan 1-9.

INTERCEPTIONS: Stephen F. Austin-None. Texas A&M-Harris, Dustin 1-38.

FUMBLES: Stephen F. Austin-Mattox, Malcolm 2-1; Brooks, Mike 1-0. Texas A&M-Swope, Ryan 1-0.



—/— LOUISIANA TECH (1-1) 16
 —/— TEXAS A&M (2-0) 48

SATURDAY, SEPTEMBER 11 • KYLE FIELD • COLLEGE STATION, TEXAS
 ATTENDANCE: 77,579 • TV: NONE

COLLEGE STATION (AP) — Jerrod Johnson had 349 yards passing and four touchdowns and Texas A&M overcame a sloppy start to get a 48-16 win over Louisiana Tech on Saturday night.

The Aggies (2-0) fumbled five times and missed a field goal in the first half but still led 21-10 at halftime thanks to a solid defensive effort.

They cleaned things up after halftime with Johnson connecting on a 3-yard touchdown pass to Jeff Fuller, who finished with 160 yards receiving, to push the lead to 28-10 early in the third quarter. That was Fuller's 19th career touchdown reception, which ties a 42-year-old school record. He is tied with Bob Long, whose record has stood since 1968. That score was set up by a 67-yard run by Christine Michael.

Texas A&M added a score on a 54-yard punt return by Dustin Harris in the third quarter and Johnson added another touchdown toss early in the fourth quarter. The return by Harris was the first punt return for a touchdown by the Aggies since 1998.

Texas A&M's defense, which ranked among the nation's worst last season, turned in another strong performance. The Aggies allowed just 269 yards and forced seven fumbles and had two interceptions.

It was an ugly first half with the teams combining for 10 fumbles. A&M lost four of its fumbles and Louisiana Tech lost two before halftime.

Louisiana Tech lined three defenders up at the goal line to defend a deep throw. That didn't keep Johnson from finding Uzoma Nwachukwu in a swarm of defenders for a 44-yard touchdown pass to give A&M a 21-10 halftime lead.

Cyrus Gray scored on a 3-yard run late in the first quarter before Tannehill's 10-yard reception in the second pushed the lead to 14-3.

	1	2	3	4	SCORE
Louisiana Tech	3	7	6	0	16
Texas A&M	7	14	17	10	48

SCORING SUMMARY

1st	02:58	LATECH	Nelson 37 yd field goal	7-38 2:10
	00:42	TAMU	Cyrus 3 yd run (Bullock kick)	7-50 2:16
2nd	10:34	TAMU	Tannehill 10 yd pass from Johnson (Bullock kick)	9-78 2:59
	04:32	LATECH	Tarik Hakmi 1 yd run (Nelson kick)	4-1 1:30
	00:00	TAMU	Nwachukwu 44 yd pass from Johnson (Bullock kick)	2-76 0:18
3rd	13:29	TAMU	Fuller 3 yd pass from Johnson (Bullock kick)	5-83 1:31
	08:19	TAMU	Bullock 40 yd field goal	9-31 3:13
	06:12	LATECH	Harper 35 yd pass from Hakmi (Nelson kick failed)	5-74 2:07
	02:40	TAMU	Harris 54 yd punt return (Bullock kick)	
4th	13:19	TAMU	Nwachukwu 1 yd pass from Johnson (Bullock kick)	8-54 2:32
	05:44	TAMU	Bullock 22 yd field goal	12-87 5:19

	LTU	TAMU
FIRST DOWNS	17	27
RUSHES-YARDS (NET)	40-61	41-216
PASSING YDS (NET)	208	349
Passes Att-Comp-Int	41-21-2	38-25-0
TOTAL OFFENSE PLAYS-YARDS	81-269	79-565
Fumble Returns-Yards	0-0	0-0
Punt Returns-Yards	2-5	5-71
Kickoff Returns-Yards	8-203	4-110
Interception Returns-Yards	0-0	2-0
Punts (Number-Avg)	8-41.9	4-39.8
Fumbles-Lost	7-2	5-4
Penalties-Yards	3-27	8-76
Possession Time	30:16	29:44
Third-Down Conversions	7 of 21	9 of 16
Fourth-Down Conversions	1 of 3	0 of 0
Red-Zone Scores-Chances	2-4	5-7
Sacks By: Number-Yards	2-11	3-22

RUSHING: Louisiana Tech-Lennon Creer 7-31; Colby Cameron 14-21; Tarik Hakmi 10-10; Ray Holley 2-5; Lyle Fitte 2-4; Myke Compton 4-minus 2; TEAM 1-minus 8. Texas A&M-Michael, Christine 14-107; Johnson, Jerrod 8-50; Gray, Cyrus 13-42; Stephens, Bradley 4-14; Nwachukwu, Uzoma 1-5; Team 1-minus 2.

PASSING: Louisiana Tech-Colby Cameron 15-31-2-115; Tarik Hakmi 6-8-0-93; Tim Molton 0-1-0-0; Ray Holley 0-1-0-0. Texas A&M-Johnson, Jerrod 25-38-0-349.

RECEIVING: Louisiana Tech-Eric Harper 4-56; Taulib Ikharo 4-52; Tim Molton 3-36; Andrew Guillot 3-19; David Gru 2-14; Phillip Livas 2-14; Ahmad Paige 1-10; Myke Compton 1-6; Lennon Creer 1-1. Texas A&M-Fuller, Jeff 10-160; Swope, Ryan 5-50; Tannehill, Ryan 3-32; Nwachukwu, Uzoma 2-45; Hicks, Nehemiah 1-28; Prioleau, Hutson 1-18; McCoy, Terrence 1-12; Gray, Cyrus 1-7; Michael, Christine 1-(-3).

INTERCEPTIONS: Louisiana Tech-None. Texas A&M-Judie, Coryell 1-0; Hodges, Michael 1-0.

FUMBLES: Louisiana Tech-Tarik Hakmi 3-0; Colby Cameron 2-1; Lennon Creer 1-1; Stephen Warner 1-0. Texas A&M-Frederick, Terrence 2-1; Swope, Ryan 1-1; Harris, Dustin 1-1; Michael, Christine 1-1.

2010 RECAPS AND BOXSCORES



—/—	FIU (0-2)	20
—/—	TEXAS A&M (3-0)	27

SATURDAY, SEPTEMBER 18 • KYLE FIELD • COLLEGE STATION, TEXAS
ATTENDANCE: 79,069 • TV: NONE

COLLEGE STATION (AP) — Cyrus Gray scored the go-ahead touchdown on a 40-yard run with about 4 1/2 minutes remaining and Texas A&M rallied to escape with a 27-20 win over Florida International on Saturday night.

The Panthers (0-2) drove to the Texas A&M 7-yard line after Gray's TD, but the Aggies held them on fourth down to get the victory.

The Aggies (3-0) were down 20-6 entering the fourth quarter after Johnson threw interceptions on A&M's first four possessions of the second half.

Christine Michael shed a tackler and ran 37 yards up the middle to get the Aggies within 20-13 early in the fourth quarter. Johnson found Terrence McCoy in double coverage on a 33-yard touchdown pass that tied it at 20 with about seven minutes left.

The Aggies forced the Panthers to punt and Gray gave A&M its first lead of the game with his scoring run that made it 27-20.

	1	2	3	4	SCORE
FIU	3	3	14	0	20
Texas A&M	0	6	0	21	27

SCORING SUMMARY

1st	00:50	FIU	Griffin 33 yd field goal	4-5	1:19
2nd	14:12	TAMU	Bullock 23 yd field goal	12-80	4:41
	06:46	FIU	Griffin 40 yd field goal	9-27	4:00
	01:43	TAMU	Bullock 39 yd field goal	5-12	1:59
3rd	13:08	FIU	Perry 1 yd run (Griffin kick)	3-19	1:17
	06:54	FIU	Gaitor 54 yd INT return (Griffin kick)		
4th	13:51	TAMU	Michael 37 yd run (Bullock kick)	8-87	2:25
	07:07	TAMU	McCoy 33 yd pass from Johnson (Bullock kick)	5-59	2:02
	04:29	TAMU	Gray 40 yd run (Bullock kick)	3-72	1:04

	FIU	TAMU
FIRST DOWNS	13	20
RUSHES-YARDS (NET)	39-115	45-206
PASSING YDS (NET)	117	194
Passes Att-Comp-Int	33-14-1	31-11-4
TOTAL OFFENSE PLAYS-YARDS	72-232	76-400
Fumble Returns-Yards	0-0	0-0
Punt Returns-Yards	2-9	4-23
Kickoff Returns-Yards	6-138	4-85
Interception Returns-Yards	4-77	1-13
Punts (Number-Avg)	11-35.5	6-37.2
Fumbles-Lost	2-0	4-1
Penalties-Yards	7-50	5-30
Possession Time	32:31	27:29
Third-Down Conversions	3 of 18	4 of 14
Fourth-Down Conversions	0 of 1	0 of 1
Red-Zone Scores-Chances	2-3	2-2
Sacks By: Number-Yards	6-36	0-0

RUSHING: FIU-Harden, J. 22-57; Rhodes, Kedrick 2-41; Carroll, Wes 3-7; Mallary, Darrian 7-4; Perry, Darriet 3-4; Hilton, T.Y. 1-3; Mertile, Junior 1-minus 1. Texas A&M-Michael, Christine 21-119; Gray, Cyrus 9-85; Johnson, Jerrod 13-4; Team 2-minus 2.

PASSING: FIU-Carroll, Wes 14-33-1-117. Texas A&M-Johnson, Jerrod 11-31-4-194.

RECEIVING: FIU-Hilton, T.Y. 3-47; Younger, Jacob 3-23; Mertile, Junior 2-16; Harden, J. 2-11; Mallary, Darrian 1-12; Williams, Jairo 1-7; Times, Wayne 1-5; Rhodes, Kedrick 1-minus 4. Texas A&M-Fuller, Jeff 4-73; Swope, Ryan 3-46; McCoy, Terrence 1-33; Nwachukwu, Uzoma 1-19; Gray, Cyrus 1-17; Michael, Christine 1-6.

INTERCEPTIONS: FIU-Gaitor, Anthony 1-54; Souarin, Emmanu 1-18; Parker, Ashlyn 1-4; Johnson, Dez 1-1. Texas A&M-Smith, Lionel 1-13.

FUMBLES: FIU-Harden, J. 1-0; Younger, Jacob 1-0. Texas A&M-Michael, Christine 2-0; Harris, Dustin 1-0; Johnson, Jerrod 1-1.



—/—	TEXAS A&M (3-1; 0-1)	35
—/24	OKLAHOMA STATE (4-0; 1-0)	38

THURSDAY, SEPTEMBER 30 • BOONE PICKENS STADIUM • STILLWATER, OKLA.
ATTENDANCE: 48,284 • TV: ESPN

STILLWATER (AP) — Shaun Lewis intercepted Jerrod Johnson's pass in the final seconds and Dan Bailey kicked a 40-yard field goal as time expired to lift Oklahoma State to a 38-35 victory over Texas A&M on Thursday night.

Johnson turned the ball over five times, including a key fumble that led to a Cowboys touchdown in the fourth quarter and his fourth interception that Lewis returned 28 yards to set up the game-winner.

Brandon Weeden also had turnover problems early, but shrugged them off to throw for 284 yards and two touchdowns as the Cowboys rallied from a 14-point deficit only to let Texas A&M do the same.

Johnson threw for 409 yards and a career-best five touchdowns but ended up making one mistake too many in a meeting of surging Big 12 South rivals.

Johnson threw two touchdown passes in the final 5 1/2 minutes and had a chance to lead the Aggies on a winning drive of their own before he overthrew a pass into the arms of Lewis, who fell down at the 40-yard line. Oklahoma State picked up 17 yards on two plays before sending on Bailey.

The Cowboys flooded onto the field to celebrate their first three-game winning streak in a series that had been dominated by Texas A&M until recently. The Aggies had won 10 of the first 12 games between the teams following the creation of the Big 12.

After fumbling and throwing two interceptions to help Texas A&M build an early 14-0 lead, Weeden was able to rally the Cowboys in a Thursday night showcase game for the second time in as many tries.

Weeden's first action outside of mop-up duty came while bringing Oklahoma State back from an 11-point, second-half deficit to beat Colorado on a Thursday night last season. That's also the only other time in recent years that the Cowboys wore the black jerseys they sported against the Aggies.

Weeden completed 13 of 15 passes for 184 yards on three scoring drives as Oklahoma State rallied to tie it at 21. Kendall Hunter had a 2-yard TD run in between Weeden's 38-yard scoring pass to tailback Joseph Randle and the tying 29-yard strike to Justin Blackmon.

Oklahoma State went up 28-21 after Johnson's third interception of the game led to Hunter's 7-yard touchdown run late in the third quarter.

On A&M's next drive, Johnson dropped the ball, clutched in his right hand, while trying to fight off pressure from Jamie Blatnick. Oklahoma State's Darius Hart rolled on top of the ball, and James Thomas came running up to grab it and race 63 yards to put the Cowboys up by two touchdowns.

Johnson bounced back to lead an 80-yard drive that spanned 7 1/2 minutes, zipping a 4-yard TD pass to Kenric McNeal on fourth down to keep the Aggies alive. Oklahoma State went three-and-out, and Johnson needed just four passes to tie it again on a 28-yard score to Ryan Swope.

OSU got one first down before punting the ball back to A&M with 1:16 left, and the Aggies were near midfield when Johnson committed his 10th turnover in the past two games - and it finally cost him.

	1	2	3	4	SCORE
Texas A&M	14	7	0	14	35
Oklahoma State	0	7	21	10	38

SCORING SUMMARY

1st	07:41	TAMU	Fuller 5 yd pass from Johnson (Bullockkick)	2-5	0:40
	02:08	TAMU	Gray 3 yd pass from Johnson (Bullock kick)	11-55	3:00
2nd	03:07	OSU	Randle 38 yd pass from Weeden (Bailey kick)	7-65	2:26
	00:09	TAMU	Fuller 6 yd pass from Johnson (Bullock kick)	10-53	2:58
3rd	11:04	OSU	Hunter 2 yd run (Bailey kick)	13-73	3:56
	05:54	OSU	Blackmon 29 yd pass from Weeden (Bailey kick)	8-71	2:18
	00:29	OSU	Hunter 7 yd run (Bailey kick)	5-48	0:57
4th	12:47	OSU	Thomas 63 yd fumble recovery (Bailey kick)		
	05:19	TAMU	McNeal 4 yd pass from Johnson (Bullock kick)	16-80	7:28
	02:54	TAMU	Swope 28 yd pass from Johnson (Bullock kick)	4-80	1:26
	00:00	OSU	Bailey 40 yd field goal	3-17	0:16

	TAMU	OSU
FIRST DOWNS	29	21
RUSHES-YARDS (NET)	44-126	26-67
PASSING YDS (NET)	409	284
Passes Att-Comp-Int	62-40-4	42-28-2
TOTAL OFFENSE PLAYS-YARDS	106-535	68-351
Fumble Returns-Yards	0-0	1-63
Punt Returns-Yards	4-32	2-0
Kickoff Returns-Yards	1-47	6-144
Interception Returns-Yards	2-3	4-50
Punts (Number-Avg)	4-41.8	6-46.3
Fumbles-Lost	1-1	2-1
Penalties-Yards	8-65	8-55
Possession Time	38:32	21:28
Third-Down Conversions	11 of 21	5 of 13
Fourth-Down Conversions	4 of 5	0 of 1
Red-Zone Scores-Chances	4-4	2-3
Sacks By: Number-Yards	1-22	4-31

RUSHING: Texas A&M-Michael, Christine 24-97; Swope, Ryan 2-19; Johnson, Jerrod 13-13; Gray, Cyrus 5-minus 3. Oklahoma State-Hunter, Kendall 22-101; Randle, Joseph 1-5; TEAM 1-minus 2; Blackmon, J. 1-minus 15; Weeden, Brandon 1-minus 22.

PASSING: Texas A&M-Johnson, Jerrod 40-62-4-409. Oklahoma State-Weeden, Brandon 28-42-2-284.

RECEIVING: Texas A&M-Fuller, Jeff 8-69; Swope, Ryan 6-80; Nwachukwu, Uzoma 5-60; McCoy, Terrence 4-35; Tannehill, Ryan 3-68; Hicks, Nehemiah 3-47; McNeal, Kenric 3-26; Michael, Christine 3-12; Prioleau, Hutson 2-10; Gray, Cyrus 2-5; Allen, Matt 1-minus 3. Oklahoma State-Blackmon, J. 10-127; Bowling, Bo 4-46; Cooper, Josh 4-26; Randle, Joseph 3-47; Moore, Tracy 2-18; Ward, Bryant 2-1; Anyiam, Hubert 1-10; Chelf, Colton 1-8; Hunter, Kendall 1-1.

INTERCEPTIONS: Texas A&M-Hodges, Michael 1-3; Harris, Dustin 1-0. Oklahoma State-Lewis, Shaun 1-28; Chinasa, Ugo 1-22; McGee, Andrew 1-0; Martin, M. 1-0.

FUMBLES: Texas A&M-Johnson, Jerrod 1-1. Oklahoma State-Weeden, Brandon 1-1; Gilbert, Justin 1-0.

2010 RECAPS AND BOXSCORES



11/13	ARKANSAS (4-1)	24
—/—	TEXAS A&M (3-2)	17

SATURDAY, SEPTEMBER 9 • COWBOYS STADIUM • ARLINGTON, TEXAS
ATTENDANCE: 65,622 • TV: ABC

ARLINGTON (AP) — Ryan Mallett threw three touchdown passes in the first half then struggled to do anything else, and safety Tramain Thomas intercepted a pass in the end zone on the game's final play to give No. 11 Arkansas a 24-17 victory over Texas A&M.

The Razorbacks (4-1) had plenty of chances to break the game open. They recovered three fumbles inside the Aggies 40-yard line, but managed only one field goal out of it, their only points in the second half.

Arkansas' defense was hurt by a few big plays by A&M (3-2), but came through when it mattered most.

The Razorbacks were coming off a narrow loss to No. 1 Alabama, and are headed into a game at No. 8 Auburn.

Mallett was 27 of 38 for 310 yards, with an interception that set up A&M's first touchdown.

	1	2	3	4	SCORE
Arkansas	14	7	3	0	24
Texas A&M	7	7	3	0	17

SCORING SUMMARY

1st	10:51	ARK	Adams 9 yd pass from Mallett (Hocker kick)	8-80 4:09
	05:27	TAMU	Michael, Christine 1 yd run (Bullock, Randy kick)	4-2 0:53
	04:04	ARK	Hamilton 71 yd pass from Mallett (Hocker kick)	3-84 1:23
2nd	00:53	ARK	Cleveland 6 yd pass from Mallett (Hocker kick)	5-57 1:03
	00:08	TAMU	Fuller 31 yd pass from Johnson (Bullock kick)	4-64 0:45
3rd	07:56	TAMU	Bullock 38 yd field goal	7-69 2:23
	05:04	ARK	Hocker 39 yd field goal	4-8 1:28

	ARK	TAMU
FIRST DOWNS	18	17
RUSHES-YARDS (NET)	36-132	33-112
PASSING YDS (NET)	310	212
Passes Att-Comp-Int	38-27-1	41-15-1
TOTAL OFFENSE PLAYS-YARDS	74-442	74-324
Fumble Returns-Yards	0-0	0-0
Punt Returns-Yards	1-1	3-1
Kickoff Returns-Yards	3-47	4-106
Interception Returns-Yards	1-2	1-34
Punts (Number-Avg)	8-42.9	9-38.7
Fumbles-Lost	2-1	3-3
Penalties-Yards	13-108	10-65
Possession Time	34:13	25:47
Third-Down Conversions	6 of 17	4 of 17
Fourth-Down Conversions	0 of 1	2 of 2
Red-Zone Scores-Chances	2-3	1-1
Sacks By: Number-Yards	2-12	3-22

RUSHING: Arkansas-Knile Davis 10-82; Broderick Green 18-58; Jarius Wright 1-9; R. Wingo Jr. 1-3; Austin Tucker 1-minus 6; Ryan Mallett 5-minus 14. Texas A&M-Michael, Christine 18-79; Johnson, Jerrod 8-40; Gray, Cyrus 5-7; Swope, Ryan 1-minus 2; Team 1-minus 12.

PASSING: Arkansas-Knile Davis 10-82; Broderick Green 18-58; Jarius Wright 1-9; R. Wingo Jr. 1-3; Austin Tucker 1-minus 6; Ryan Mallett 5-minus 14. Texas A&M-Michael, Christine 18-79; Johnson, Jerrod 8-40; Gray, Cyrus 5-7; Swope, Ryan 1-minus 2; Team 1-minus 12.

RECEIVING: Arkansas-Greg Childs 6-65; Cobi Hamilton 5-98; R. Wingo Jr. 4-56; Jarius Wright 3-29; D.J. Williams 3-23; Joe Adams 2-19; J. Herndon 1-16; Ben Cleveland 1-6; D. Curtis 1-2; Knile Davis 1-minus 4. Texas A&M-Fuller, Jeff 8-154; Gray, Cyrus 2-17; Swope, Ryan 2-12; Nwachukwu, Uzoma 1-17; Tannehill, Ryan 1-14; Michael, Christine 1-minus 2.

INTERCEPTIONS: Arkansas-Tramain Thomas 1-2. Texas A&M-Frederick, Terrence 1-34.

FUMBLES: Arkansas-Broderick Green 1-0; Austin Tucker 1-1. Texas A&M-Michael, Christine 1-1; Fuller, Jeff 1-1; Team 1-1.



21/19	MISSOURI (6-0; 2-0)	30
—/—	TEXAS A&M (3-3; 0-2)	9

SATURDAY, OCTOBER 16 • KYLE FIELD • COLLEGE STATION, TEXAS
ATTENDANCE: 83,453 • TV: FOX SPORTS

COLLEGE STATION (AP) — Blaine Gabbert threw for a 361 yards and three touchdowns and No. 21 Missouri remained undefeated with a 30-9 win over struggling Texas A&M on Saturday.

Gabbert connected with Wes Kemp for touchdowns in the first and third quarters to help the Tigers (6-0, 2-0 Big 12) improve to 6-0 for the fifth time in school history.

Texas A&M (3-3, 0-2) finally got going in the fourth quarter, with Johnson throwing a 26-yard touchdown pass to Jeff Fuller, but it was much too late to avoid a third straight loss.

Gabbert's third touchdown pass was a 20-yard strike to T.J. Moe that made it 30-3 in the third quarter. Moe finished with six receptions for 110 yards.

The Tigers got the ball in the second half after Johnson was sacked three times on Texas A&M's first possession after halftime. Gabbert hit Kemp for his second touchdown on a 10-yard pass that pushed Missouri's lead to 23-0.

Texas A&M had first-and-goal from the 10 after that, but the offense stalled again and the Aggies kicked a 24-yard field goal to make it 23-3. That score ended a streak of six straight shutout quarters for Missouri's defense after a 26-0 win over Colorado last week.

Johnson finished 27 of 48 for 322 yards, but was just 15 of 31 for 141 yards entering the fourth quarter.

That gave Missouri the ball back with about 1 1/2 minutes before halftime. Texas A&M's defense held and Missouri settled for a 21-yard field goal and a 16-0 halftime lead.

Kendall Lawrence pushed Missouri's lead to 13-0 when he scored from two yards out early in the second quarter. That score was set up by a 24-yard reception by Kemp.

Gabbert found Kemp on a 5-yard touchdown reception in the first quarter, but the extra point attempt was blocked so the Tigers led 6-0. It was the first time Missouri had an extra point attempt blocked since 2005.

	1	2	3	4	SCORE
Missouri	6	20	14	0	30
Texas A&M	0	0	3	6	9

SCORING SUMMARY

1st	05:28	MU	Kemp 5 yd pass from Gabbert (kick blockd)	6-57 2:33
2nd	06:38	MU	Lawrence 2 yd run (Ressel kick)	12-77 5:43
	00:05	MU	Ressel 21 yd field goal	9-59 1:31
3rd	07:25	MU	Kemp 10 yd pass from Gabbert (Ressel kick)	6-76 1:45
	02:32	TAMU	Bullock 24 yd field goal	12-64 4:53
	00:14	MU	Moe 20 yd pass from Gabbert (Ressel kick)	6-56 2:18
4th	08:37	TAMU	Fuller 26 yd pass from Johnson (pass failed)	7-82 3:01

	MU	TAMU
FIRST DOWNS	22	22
RUSHES-YARDS (NET)	25-56	33-57
PASSING YDS (NET)	361	322
Passes Att-Comp-Int	47-31-0	48-27-0
TOTAL OFFENSE PLAYS-YARDS	72-417	81-379
Fumble Returns-Yards	0-0	0-0
Punt Returns-Yards	3-5	3-6
Kickoff Returns-Yards	3-86	5-76
Interception Returns-Yards	0-0	0-0
Punts (Number-Avg)	6-43.3	7-38.3
Fumbles-Lost	2-0	1-0
Penalties-Yards	4-20	8-46
Possession Time	28:00	32:00
Third-Down Conversions	3 of 12	6 of 19
Fourth-Down Conversions	0 of 1	1 of 4
Red-Zone Scores-Chances	5-5	1-2
Sacks By: Number-Yards	7-46	2-21

RUSHING: Missouri-Lawrence, Kendall 11-44; Josey, Henry 5-29; Moore, De'Vion 4-4; Franklin, James 1-1; Gabbert, Blaine 4-minus 22. Texas A&M-Michael, Christine 14-52; Johnson, Jerrod 17-5; Gray, Cyrus 1-3; Team 1-minus 3.

PASSING: Missouri-Gabbert, Blaine 31-47-0-361. Texas A&M-Johnson, Jerrod 27-48-0-322.

RECEIVING: Missouri-Kemp, Wes 10-89; Egnew, Michael 10-87; Moe, T.J. 6-110; Jackson, Jerrell 4-55; Gerau, Brandon 1-20. Texas A&M-Fuller, Jeff 5-63; Michael, Christine 4-94; Swope, Ryan 4-50; Gray, Cyrus 4-25; McNeal, Kenric 3-20; Tannehill, Ryan 3-20; Jackson, Brandal 1-28; McCoy, Terrence 1-9; Nwachukwu, Uzoma 1-7; Hicks, Nehemiah 1-6.

INTERCEPTIONS: Missouri-None. Texas A&M-None.

FUMBLES: Missouri-Gettis, Carl 1-0; Gabbert, Blaine 1-0. Texas A&M-Team 1-0.

2010 RECAPS AND BOXSCORES



—/—	TEXAS A&M (4-3; 1-2)	45
—/—	KANSAS (2-5; 0-3)	10

SATURDAY, OCTOBER 23 • MEMORIAL STADIUM • LAWRENCE, KAN.
ATTENDANCE: 44,239 • TV: FOX SPORTS

LAWRENCE, KAN. (AP) — Jerrod Johnson broke Texas A&M's career record for total offense, and backup Ryan Tannehill threw three touchdown passes to help the Aggies roll past hapless Kansas 45-10 Saturday night.

Johnson, a senior who'd been having turnover problems during a three-game Aggie losing streak, started the game and scored on a 3-yard TD run for a 14-3 lead in the first quarter. With 139 yards passing and 28 rushing, he raised his career total to 8,888 yards, snapping the record of 8,876 Reggie McNeal compiled from 2002-05.

Tannehill, who has played mostly wide receiver his first three years at A&M and had thrown only 13 passes, replaced Johnson in the second quarter and led the Aggies (4-3, 1-2 Big 12) on two quick scoring drives for a 31-10 halftime lead. He also scored on a 6-yard run in the fourth quarter to put A&M on top 45-10.

	1	2	3	4	SCORE
Texas A&M	14	17	7	7	45
Kansas	3	7	0	0	10

SCORING SUMMARY

1st	11:35	TAMU	Gray 9 yd run (Bullock kick)	8-40 2:28
	08:15	KU	Branstetter 20 yd field goal	10-71 3:15
	06:20	TAMU	Johnson 3 yd run (Bullock kick)	6-59 1:51
2nd	13:42	TAMU	Bullock 32 yd field goal	14-43 4:03
	10:35	KU	Biere 16 yd pass from Webb (Branstetter kick)	3-62 0:38
	08:43	TAMU	Fuller 27 yd pass from Tannehill (Bullock kick)	7-72 1:47
	02:34	TAMU	Swope 12 yd pass from Tannehill (Bullock kick)	3-17 0:57
3rd	02:01	TAMU	Fuller 39 yd pass from Tannehill (Bullock kick)	5-80 1:23
4th	12:20	TAMU	Tannehill 6 yd run (Bullock kick)	3-57 0:47

	TAMU	KU
FIRST DOWNS	28	22
RUSHES-YARDS (NET)	46-227	46-201
PASSING YDS (NET)	294	130
Passes Att-Comp-Int	36-24-0	31-16-2
TOTAL OFFENSE PLAYS-YARDS	82-521	77-331
Fumble Returns-Yards	0-0	0-0
Punt Returns-Yards	4-36	1-2
Kickoff Returns-Yards	3-56	5-99
Interception Returns-Yards	2-91	0-0
Punts (Number-Avg)	4-32.5	7-41.7
Fumbles-Lost	1-0	1-0
Penalties-Yards	12-130	5-56
Possession Time	30:00	30:00
Third-Down Conversions	9 of 15	4 of 18
Fourth-Down Conversions	0 of 1	2 of 4
Red-Zone Scores-Chances	5-5	2-3
Sacks By: Number-Yards	3-23	2-21

RUSHING: Texas A&M-Gray, Cyrus 13-117; Stephens, Bradley 8-38; Michael, Christine 6-33; Johnson, Jerrod 11-28; Tannehill, Ryan 5-13; Team 3-minus 2. Kansas-Webb, Jordan 7-75; Beshears, D.J. 12-64; Sands, Deshaun 6-26; Quigley, Angus 9-25; Sims, James 5-23; Mecham, Quinn 1-minus 4; Pick, Kale 6-minus 8.

PASSING: Texas A&M-Johnson, Jerrod 12-20-0-139; Tannehill, Ryan 12-16-0-155. Kansas-Webb, Jordan 9-18-2-90; Pick, Kale 7-12-0-40; Mecham, Quinn 0-1-0-0.

RECEIVING: Texas A&M-Swope, Ryan 9-70; Fuller, Jeff 5-121; Nwachukwu, Uzoma 4-39; Jackson, Brandal 3-45; McNeal, Kenric 2-8; Lamothe, Michael 1-11. Kansas-Patterson, Daym 5-17; Biere, Tim 4-67; Sims, James 3-13; Quigley, Angus 1-15; McDougald, Brad 1-10; Beshears, D.J. 1-5; Wilson, Johnath 1-3.

INTERCEPTIONS: Texas A&M-Harris, Dustin 1-83; Moore, Damontre 1-8. Kansas-None.

FUMBLES: Texas A&M-Harris, Dustin 1-0. Kansas-Beshears, D.J. 1-0.



—/—	TEXAS TECH (4-4; 2-4)	27
—/—	TEXAS A&M (5-3; 2-2)	45

SATURDAY, OCTOBER 30 • KYLE FIELD • COLLEGE STATION, TEXAS
ATTENDANCE: 84,479 • TV: NONE

COLLEGE STATION, Texas (AP) - Ryan Tannehill had a school-record 449 yards passing and four touchdowns in his first career start and Cyrus Gray ran for two more scores as Texas A&M beat mistake-prone Texas Tech 45-27 on Saturday.

Aggies coach Mike Sherman wouldn't reveal whether Tannehill, the former backup, or senior Jerrod Johnson would start leading up to the game after using both quarterbacks in last week's win over Kansas. Tannehill played the entire game while Johnson, who holds the school record for career yards passing, watched from the sideline.

The Aggies (5-3, 2-2 Big 12) trailed 7-0 early, but Tannehill threw three touchdown passes in the first half to give Texas A&M a 24-14 halftime lead. Gray had touchdown runs of 54 and 2 yards in the third quarter to stretch the lead to 38-14.

Taylor Potts threw for 227 yards and a touchdown for the Red Raiders (4-4, 2-4). But Texas Tech fumbled twice near the goal line and Potts was replaced by Steven Sheffield in the fourth quarter. Sheffield had 129 yards passing and two touchdowns.

Jeff Fuller caught two of Tannehill's touchdown passes and finished with 11 receptions for 171 yards to become the second player in Texas A&M history to reach 2000 career yards receiving.

The Red Raiders opened the second half with a drive that included a 54-yard reception by Detron Lewis. It was halted when Lewis caught an 11-yard pass on the next play and fumbled the ball, which was recovered in the end zone by the Aggies. It was the second time Texas A&M recovered a fumble in their own end zone.

Texas A&M's offense got going in the second quarter with Tannehill finding Michael Lamothe on a 3-yard touchdown pass for a 10-7 lead. Lamothe added a touchdown on a 1-yard reception that made it 45-20 in the fourth quarter.

Fuller's first touchdown was on a 6-yard reception that pushed A&M's lead to 17-7.

Tech cut the lead to 17-14 when Lyle Leong caught a short pass from Potts and dashed untouched into the end zone about three minutes later. Adam James made his first catch of the season on a 12-yard reception on that drive. He took a hard hit on the play that drew a flag on Texas A&M's Von Miller. Former Tech coach Mike Leach was fired in December amid allegations that he mistreated James after he suffered a concussion.

Fuller gave the Aggies a 24-14 lead after a 2-yard touchdown catch with 9 seconds left in the first half. That drive was helped by two personal fouls on Tech for targeting defenseless receivers.

Texas Tech jumped out to an early 7-0 lead when Eric Stephens scored on a 1-yard run midway through the first quarter. The Red Raiders took possession after Texas A&M's pass on fourth-and-1 from the Tech 48 was batted down.

Texas Tech forced a fumble by the Aggies on its next possession and was about to stretch the lead to two touchdowns, but Stephens fumbled near the goal line and Texas A&M recovered. The Aggies capitalized on that error with a 28-yard field goal by Randy Bullock that cut the lead to 7-3.

	1	2	3	4	SCORE
Texas Tech	7	7	0	13	27
Texas A&M	3	21	14	7	45

SCORING SUMMARY

1st	07:37	TTU	Stephens 1 yd run (Williams kick)	11-52 3:30
	00:36	TAMU	Bullock 28 yd field goal	11-69 3:55
2nd	10:38	TAMU	Lamothe 3 yd pass from Tannehill (Bullock kick)	7-70 2:58
	08:18	TAMU	Fuller 6 yd pass from Tannehill (Bullock kick)	4-57 1:15
	05:33	TTU	Leong 15 yd pass from Potts (Williams kick)	10-88 2:45
	00:09	TAMU	Fuller 2 yd pass from Tannehill (Bullock kick)	8-60 0:53
3rd	07:36	TAMU	Gray 54 yd run (Bullock kick)	2-60 0:45
	01:36	TAMU	Gray 2 yd run (Bullock kick)	12-60 3:53
4th	11:30	TTU	Leong 11 yd pass from Sheffield (Sheffield pass failed)	8-42 2:57
	09:26	TAMU	Lamothe 1 yd pass from Tannehill (Bullock kick)	6-81 2:04

	TTU	TAMU
FIRST DOWNS	24	35
RUSHES-YARDS (NET)	26-96	43-174
PASSING YDS (NET)	356	449
Passes Att-Comp-Int	51-34-1	50-36-1
TOTAL OFFENSE PLAYS-YARDS	77-452	93-623
Fumble Returns-Yards	1-4	0-0
Punt Returns-Yards	1--2	1-0
Kickoff Returns-Yards	6-136	3-48
Interception Returns-Yards	1-14	1-35
Punts (Number-Avg)	6-38.3	3-42.3
Fumbles-Lost	3-2	5-2
Penalties-Yards	8-81	9-75
Possession Time	26:46	33:14
Third-Down Conversions	6 of 16	5 of 12
Fourth-Down Conversions	1 of 3	0 of 1
Red-Zone Scores-Chances	3-5	6-6
Sacks By: Number-Yards	2-18	2-21

RUSHING: Texas Tech-Stephens, Eric 10-47; Batch, Baron 10-30; Crawford, Aaron 1-25; Sheffield, Steven 4-4; Potts, Taylor 1-minus 10. Texas A&M-Gray, Cyrus 16-102; Stephens, Bradley 9-46; Michael, Christine 7-39; Tannehill, Ryan 9-0; Team 2-minus 13.

PASSING: Texas Tech-Potts, Taylor 23-37-0-227; Sheffield, Steven 11-14-1-129. Texas A&M-Tannehill, Ryan 36-50-1-449.


RECEIVING: Texas Tech-Lewis, Detron 8-111; Leong, Lyle 5-67; Torres, Alex 5-66; Stephens, Eric 4-22; Batch, Baron 3-12; Moore, Darrin 2-26; Crawford, Aaron 2-18; Swindall, Tramain 2-8; James, Adam 1-12; Douglas, Cornelius 1-11; Zouzalik, Austin 1-3. Texas A&M-Fuller, Jeff 11-171; Swope, Ryan 7-105; Nwachukwu, Uzoma 5-69; Gray, Cyrus 4-11; McCoy, Terrence 2-21; Michael, Christine 2-21; Lamothe, Michael 2-4; Stephens, Bradley 1-22; Hicks, Nehemiah 1-14; Jackson, Brandal 1-11.

INTERCEPTIONS: Texas Tech-Bird, Bront 1-14. Texas A&M-Judie, Coryell 1-35.

FUMBLES: Texas Tech-Lewis, Detron 2-1; Stephens, Eric 1-1. Texas A&M-Jackson, Brandal 1-1; Tannehill, Ryan 1-0; Team 1-0; Swope, Ryan 1-0; Stephens, Bradley 1-1.



2010 RECAPS AND BOXSCORES

	11/9	OKLAHOMA (7-2; 3-2)	19
	—/—	TEXAS A&M (6-3; 3-2)	33

SATURDAY, NOVEMBER 6 • KYLE FIELD • COLLEGE STATION, TEXAS
ATTENDANCE: 81,392 • TV: FOX SPORTS

COLLEGE STATION, Texas (AP) — Ryan Tannehill threw for 225 yards and two touchdowns, Cyrus Gray added 122 yards rushing another score and Texas A&M broke a seven-game losing streak to No. 11 Oklahoma with a 33-19 win over the Sooners on Saturday night.

The Aggies built a 19-0 lead and withstood a 17-point third quarter rally by Oklahoma before adding two touchdowns early in the fourth quarter.

Texas A&M never trailed and was up 9-0 just three minutes into the game after a bad snap on Oklahoma's first play resulted in a safety and Tannehill threw a quick touchdown pass.

It ends a string of misery against the Sooners that included being outscored 131-38 in the last two meetings. A&M's improved defense was key in this one, holding Oklahoma on fourth-and-1 from the 1 three times.

Landry Jones threw for 290 yards with a touchdown and an interception and DeMarco Murray ran for 80 yards and a touchdown for Oklahoma.

Tannehill hit Ryan Swope on a 64-yard touchdown on third-and-4 in the fourth quarter to put the Aggies comfortably ahead, 33-17, after a missed field goal by Oklahoma. Swope finished with a career-high 136 yards receiving.

Patrick O'Hara's field goal attempt from 36 yards wasn't even close and left Oklahoma down 26-17 with about nine minutes remaining.

Then A&M's defense took control, stopping the Sooners twice from 1-yard out with about five minutes left. The Aggies took over from there, but couldn't get anything going and had to punt. The punt was blocked for a safety to leave the score at 33-19.

Oklahoma gambled with a fake field goal when the holder John Nimmo overthrew James Hanna in the end zone, giving A&M the ball at its own 32 earlier in the fourth quarter.

The Aggies stopped a streak of 17 straight unanswered points when the Gray spun into the end zone for a 23-yard touchdown run after that miscue to make it 26-17 with about 11 minutes remaining. Gray spun all the way around to evade one tackler and did a second 360 degree spin to roll in for the score.

Jones connected with Trey Franks on a 5-yard touchdown to make it 19-17 A&M in the third quarter.

Oklahoma got the offense going when it capped a 15-play, 71-yard drive with a 1-yard touchdown run by Murray to get within 19-7. Jamell Fleming intercepted Tannehill for the second time of the night on A&M's next drive. The Sooners lost 2 yards on three plays and settled for a 45-yard field goal to cut the lead to 19-10 with about 9 1/2 minutes left in the third quarter.

The Aggies made it 19-0 when Coryell Judie returned the opening kickoff of the second half 100 yards for a score. He broke away from the pack and dashed down the sideline for the touchdown.

A&M had 222 yards to Oklahoma's 111 as the Sooners were shut out in a first half for the first time since 2007.

Oklahoma's first play ended with a bad snap flying over the head of Jones and out of the back of the end zone for a safety. Tannehill's first play turned out a lot better with the quarterback running for 48 yards to get to the Oklahoma 22. Tannehill stretched A&M's lead to 9-0 with a 1-yard touchdown pass to Hutson Prioleau a few plays later.

	1	2	3	4	SCORE
Oklahoma	0	0	17	2	19
Texas A&M	9	3	7	14	33

SCORING SUMMARY

1st	14:49	TAMU	Team safety	
	12:02	TAMU	Prioleau 1 yd pass from Tannehill (Bullock kick)	6-70 2:47
2nd	01:25	TAMU	Bullock, Randy 27 yd field goal	7-45 2:04
3rd	14:47	TAMU	Judie 100 yd kickoff return (Bullock kick)	
	05:04	ARK	Hocker 39 yd field goal	4-8 1:28
	11:03	OU	Murray 1 yd run (Stevens kick)	15-71 3:44
	08:25	OU	O'Hara 45 yd field goal	4--2 0:59
	04:12	OU	Franks 5 yd pass from Jones (Stevens kick)	10-32 2:37
4th	11:36	TAMU	Gray 23 yd run (Bullock kick)	6-68 2:01
	07:50	TAMU	Swope 64 yd pass from Tannehill (Bullock kick)	6-80 1:48
	03:32	OU	team safety	

	OU	TAMU
FIRST DOWNS	29	17
RUSHES-YARDS (NET)	44-72	38-157
PASSING YDS (NET)	290	225
Passes Att-Comp-Int	60-36-1	32-19-2
TOTAL OFFENSE PLAYS-YARDS	104-362	70-382
Fumble Returns-Yards	0-0	0-0
Punt Returns-Yards	4-34	1-2
Kickoff Returns-Yards	6-124	4-140
Interception Returns-Yards	2-5	1-0
Punts (Number-Avg)	5-34.6	7-33.3
Fumbles-Lost	2-0	1-0
Penalties-Yards	4-29	13-83
Possession Time	31:26	28:34
Third-Down Conversions	11 of 23	7 of 17
Fourth-Down Conversions	2 of 6	1 of 1
Red-Zone Scores-Chances	2-6	2-2
Sacks By: Number-Yards	3-28	4-32


RUSHING: Oklahoma-Murray, Demarco 25-80; Finch, Roy 4-9; Millard, Trey 3-3; team 1-minus 10; Jones, Landry 11-minus 10. Texas A&M-Gray, Cyrus 21-122; Tannehill, Ryan 12-24; Swope, Ryan 1-12; Prioleau, Hutson 1-1; Stephens, Bradley 1-0; Team 2-minus 2.

PASSING: Oklahoma-Jones, Landry 36-59-1-290; Nimmo, John 0-1-0-0. Texas A&M-Tannehill, Ryan 19-32-2-225.

RECEIVING: Oklahoma-Murray, Demarco 10-67; Franks, Trey 8-66; Broyles, Ryan 8-59; Stills, Kenny 6-77; Millard, Trey 2-9; Hanna, James 1-15; Finch, Roy 1-minus 3. Texas A&M-Swope, Ryan 8-136; Fuller, Jeff 3-28; Prioleau, Hutson 2-14; Gray, Cyrus 2-13; Nwachukwu, Uzoma 1-14; Stephens, Bradley 1-11; Lamothe, Michael 1-5; McNeal, Kenric 1-4.

INTERCEPTIONS: Oklahoma-Fleming, Jamell 2-5. Texas A&M-Judie, Coryell 1-0.

FUMBLES: Oklahoma-team 1-0; Jones, Landry 1-0. Texas A&M-Tannehill, Ryan 1-0.

	23/25	TEXAS A&M (7-3; 4-2)	42
	—/—	Baylor (7-4; 4-3)	30

SATURDAY, NOVEMBER 13 • FLOYD CASEY STADIUM • WACO, TEXAS
ATTENDANCE: 45,089 • TV: FOX SPORTS

WACO (AP) — Cyrus Gray ran for 137 yards and scored three of his career-high four touchdowns in the second half as No. 23 Texas A&M rallied from a 16-point first-half deficit for a 42-30 win over Baylor on Saturday night.

The Aggies trailed 30-21 at halftime before Gray scored on runs of 13 and 10 yards in the third quarter to give Texas A&M its first lead at 35-30. Baylor led 30-14 midway through the second quarter after Jay Finley's third touchdown.

Gray's fourth score came on a 1-yard run with about 6 minutes remaining. It was set up when Baylor turned the ball over on downs. His first score came in the second quarter.

The Bears were foiled by problems in the kicking game. Aaron Jones missed field-goal attempts from 27 and 39 yards in the second half, had a third one blocked just before halftime and missed an extra point.

It was Gray's fourth consecutive 100-yard game and his most touchdown since scoring three against Texas Tech last season.

Robert Griffin had 212 yards passing and ran for 92 yards and a touchdown. His 3,071 yards passing this season make him the first Baylor player to pass for 3,000 yards. Finley had 169 yards rushing to bring his season total to 1,073 to become the seventh player in school history to rush for 1,000 yards in a season.

Texas A&M quarterback Ryan Tannehill threw for 280 yards and a touchdown to improve to 3-0 since taking over as starter.

Texas A&M's defense improved after halftime and held Finley to just 23 yards rushing in the second half. Gray's third touchdown put Texas A&M on top for the first time, 35-30, with about four minutes left in the third quarter.

That score came after Baylor was forced to punt from its end zone after Von Miller sacked Griffin and forced a fumble on third down. After the kick and a 15-yard penalty for interference on the catch, Texas A&M got the ball at the Baylor 23.

Texas A&M cut Baylor's lead to 30-28 when Gray scored his second touchdown on a 13-yard scamper in the third quarter.

Jones missed a 27-yard field goal attempt on Baylor's first drive of the third quarter.

Finley leapt over the line and into the end zone on a 1-yard score late in the first quarter to make it 17-7.

That play was set up by a fumble by Ryan Swope that gave Baylor the ball the Texas A&M 26. Gray's 4-yard run early in the second quarter got Texas A&M within 17-14.

Finley's second score, also a 1-yard run, stretched the lead to 24-14 in the second quarter.

Texas A&M had Swope's touchdown called back when he was penalized for offensive pass interference. Finley's 69-yard touchdown run came after that, but Aaron Jones missed the extra point and it was 30-14.

Texas A&M's Kenric McNeal had two touchdowns called back on the Aggies' last drive before halftime because of penalties. The Aggies finally scored later in that drive when Tannehill found Swope on a 12-yard pass to make it 30-21 two minutes before halftime.

A field goal attempt by Jones on the last play of the first half was blocked and Terrance Frederick returned it 71 yards to the Baylor 1.

Griffin's 71-yard run, where he hustled straight through the line and up the field, pushed Baylor's lead to 10-0 with about 8 1/2 minutes in the first quarter. That run came on Baylor's first play after a failed fourth down attempt by Texas A&M.

The Aggies answered quickly after Griffin's long run, with Coryell Judie returning the ensuing kickoff 84 yards for a score. It was his second straight game with a kickoff return for a touchdown after taking one back 100 yards last week.

	1	2	3	4	SCORE
Texas A&M	7	14	14	7	42
Baylor	17	13	0	0	30

SCORING SUMMARY

1st	10:02	BU	Jones 38 yd field goal	11-36 3:37
	08:38	BU	Griffin 71 yd run (Jones kick)	1-71 0:10
	08:24	TAMU	Judie 84 yd kickoff return (Bullock kick)	
	00:55	BU	Finley 1 yd run (Jones kick)	6-26 2:14
2nd	13:33	TAMU	Gray 4 yd run (Bullock kick)	8-64 2:22
	09:06	BU	Finley 1 yd run (Jones kick)	12-74 4:27
	06:11	BU	Finley 69 yd run (Jones kick failed)	3-88 1:00
	02:00	TAMU	Swope 12 yd pass from Tannehill (Bullock kick)	12-68 4:11
3rd	06:27	TAMU	Gray 13 yd run (Bullock kick)	12-80 3:41
	04:02	TAMU	Gray 10 yd run (Bullock kick)	2-27 0:33
4th	06:02	TAMU	Gray 1 yd run (Bullock kick)	6-44 1:31

	TAMU	BU
FIRST DOWNS	24	26
RUSHES-YARDS (NET)	35-147	52-291
PASSING YDS (NET)	280	212
Passes Att-Comp-Int	38-27-0	38-28-0
TOTAL OFFENSE PLAYS-YARDS	73-427	90-503
Fumble Returns-Yards	0-0	0-0
Punt Returns-Yards	0-0	1-0
Kickoff Returns-Yards	6-185	6-113
Interception Returns-Yards	0-0	0-0
Punts (Number-Avg)	4-29.5	3-38.7
Fumbles-Lost	1-1	1-0
Penalties-Yards	11-106	8-78
Possession Time	25:10	34:50
Third-Down Conversions	8 of 14	12 of 21
Fourth-Down Conversions	1 of 2	0 of 2
Red-Zone Scores-Chances	5-6	2-4
Sacks By: Number-Yards	4-20	0-0

RUSHING: Texas A&M-Gray, Cyrus 28-137; Tannehill, Ryan 3-5; Nwachukwu, Uzoma 1-4; Swope, Ryan 1-3; Team 2-minus 2. Baylor-Finley, Jay 28-169; Griffin III, R. 20-92; Salubi, Jarred 3-29; Ganaway, T. 1-1.


PASSING: Texas A&M-Tannehill, Ryan 27-38-0-280. Baylor-Griffin III, R. 28-38-0-212.

RECEIVING: Texas A&M-Nwachukwu, Uzoma 8-73; Swope, Ryan 4-56; McNeal, Kenric 4-50; Fuller, Jeff 3-37; Gray, Cyrus 3-24; Stephens, Bradley 2-16; Lamothe, Michael 1-12; Prioleau, Hutson 1-7; Hicks, Nehemiah 1-5. Baylor-Sampson, Laneer 5-49; Wright, Kendall 4-18; Williams, T. 4-12; Taylor, Brad 3-35; Gordon, Josh 3-35; Finley, Jay 3-16; Reese, Tevin 2-21; Salubi, Jarred 2-2; Monk, Jerod 1-12; Jones, Darius 1-12.

INTERCEPTIONS: Texas A&M-None. Baylor-None.

FUMBLES: Texas A&M-Swope, Ryan 1-1. Baylor-Griffin III, R. 1-0.

2010 RECAPS AND BOXSCORES

	9/9	NEBRASKA (9-2; 5-2)	6
	18/19	TEXAS A&M (8-3; 5-2)	9

SATURDAY, NOVEMBER 20 • KYLE FIELD • COLLEGE STATION, TEXAS
ATTENDANCE: 90,079 • TV: ABC REGIONAL

COLLEGE STATION (AP) — Texas A&M's goal this season was to return to national prominence for the first time in years. Cyrus Gray and the 18th-ranked Aggies have done that, picking up their fifth straight win with a 9-6 victory over No. 9 Nebraska.

Gray ran for a career high-tying 137 yards and Randy Bullock kicked the go-ahead field goal with about three minutes left for the Aggies. Gray added a career-high 65 yards receiving in his fifth consecutive 100-yard rushing game.

The game was tied at 6 when the Aggies took the lead on Bullock's 19-yard field goal. The Cornhuskers were plagued by turnovers all night and Texas A&M's go-ahead drive was no exception. The drive was kept alive by a roughing the passer penalty on Nebraska on third-and-11 at the Cornhuskers' 49.

The Aggies had third-and-goal at the Nebraska 2 and Gray was stopped for no gain to bring on Bullock.

Taylor Martinez missed the last five minutes of the first quarter and the entire second quarter after injuring his right ankle. He returned for the third quarter and played the rest of the game despite looking hobbled. He was flagged for intentional grounding on first down on Nebraska's last drive and then sacked on third down.

His desperation heave on fourth down was incomplete, and the record crowd of 90,079 stormed the field after the game as the Aggies trickled to the locker room through a sea of maroon.

Nebraska finished with 16 penalties for 145 yards, a situation that had Pelini irate and yelling at the officials for much of the game. He was called for unsportsmanlike conduct early in the fourth quarter after a particularly long tirade.

Texas A&M quarterback Ryan Tannehill was 19 of 29 for 172 yards to improve to 4-0 since taking over as starter.

The Aggies took the lead on an 84-yard drive capped by a 28-yard field goal by Bullock early in the fourth quarter. Gray accounted for 55 yards on that drive, which was set up by Trent Hunter's second interception of the game.

Nebraska answered with a long drive of its own, going 78 yards for a 29-yard field goal by Alex Henery to make it 6-6. Dustin Harris knocked down a pass by Martinez on third-and-7 to force the kick.

Martinez finished with 107 yards passing and 17 yards rushing.

Nebraska took an early 3-0 lead when Henery hit a 48-yard field goal on the Cornhuskers' first drive of the game. Texas A&M tied it at 3 when Bullock had a 29-yard field goal about nine minutes before halftime.

	1	2	3	4	SCORE
Nebraska	3	0	0	3	6
Texas A&M	0	3	0	6	9

SCORING SUMMARY

1st	08:53	NU	Henery, Alex 48 yd field goal	12-49 6:07
2nd	09:08	TAMU	Bullock, Randy 29 yd field goal	9-62 3:00
4th	14:33	TAMU	Bullock, Randy 28 yd field goal	15-79 5:21
	08:31	NU	Henery, Alex 29 yd field goal	12-83 6:02
	03:02	TAMU	Bullock, Randy 19 yd field goal	12-68 5:29

	NU	TAMU
FIRST DOWNS	15	19
RUSHES-YARDS (NET)	37-142	41-138
PASSING YDS (NET)	164	172
Passes Att-Comp-Int	28-17-2	29-19-0
TOTAL OFFENSE PLAYS-YARDS	65-306	70-310
Fumble Returns-Yards	0-0	0-0
Punt Returns-Yards	1-8	0-0
Kickoff Returns-Yards	1-15	2-36
Interception Returns-Yards	0-0	2-0
Punts (Number-Avg)	6-40.8	7-31.4
Fumbles-Lost	2-0	0-0
Penalties-Yards	16-145	2-10
Possession Time	31:13	28:47
Third-Down Conversions	5 of 15	2 of 13
Fourth-Down Conversions	1 of 2	0 of 1
Red-Zone Scores-Chances	2-2	3-3
Sacks By: Number-Yards	3-23	2-10


RUSHING: Nebraska-Burkhead, Rex 13-74; Helu Jr., Roy 9-52; Martinez, Taylor 11-17; Green, Cody 3-1; TEAM 1-minus 2. Texas A&M-Gray, Cyrus 26-137; Swope, Ryan 2-10; Stephens, Bradley 1-1; Team 2-minus 2; Tannehill, Ryan 10-minus 8.

PASSING: Nebraska-Martinez, Taylor 11-17-1-107; Green, Cody 6-11-1-57. Texas A&M-Tannehill, Ryan 19-29-0-172.

RECEIVING: Nebraska-Kinnie, Brandon 5-24; Paul, Niles 4-53; Reed, Tyler 3-29; Helu Jr., Roy 2-22; Burkhead, Rex 2-16; McNeill, Mike 1-20. Texas A&M-Gray, Cyrus 9-65; Swope, Ryan 4-49; Fuller, Jeff 1-36; Jackson, Brandal 1-8; Prioleau, Hutson 1-4; Nwachukwu, Uzoma 1-4; Stephens, Bradley 1-3; Hicks, Nehemiah 1-3.

INTERCEPTIONS: Nebraska-None. Texas A&M-Hunter, Trent 2-0.

FUMBLES: Nebraska-Green, Cody 2-0. Texas A&M-None.

	17/18	TEXAS A&M (9-3; 6-2)	24
	—/—	TEXAS (5-7; 2-6)	17

THURSDAY, NOVEMBER 25 • ROYAL-TEXAS MEMORIAL • AUSTIN, TEXAS
ATTENDANCE: 100,752 • TV: ESPN

AUSTIN (AP) — Cyrus Gray rushed for 223 yards and had two long touchdown runs to help No. 17 Texas A&M beat Texas 24-17 on Thursday night, sending the Longhorns to their first losing season since 1997.

Gray had touchdown runs of 84 yards in the second quarter and 48 yards in the third. Von Miller intercepted a tipped pass at the Texas A&M 11 with 2:37 left to kill what looked like a drive for the tying touchdown.

Jeff Fuller also caught a touchdown pass and Randy Bullock kicked a 50-yard field goal for the Aggies. Cody Johnson rushed for 107 yards for Texas. Gilbert was 20 of 37 passing for 219 yards.

Gray is the first Texas A&M running back to reach 200 yards since 1995.

Texas A&M scored 17 points off three Texas turnovers and led 24-14 after Gray's second touchdown. Texas kicked a field goal after a blocked punt and used a long drive to march toward a touchdown before Garrett Gilbert's pass was tipped at the line of scrimmage. Miller, a defensive end who drifted back into coverage, leaped high to grab it.

Texas A&M punted the ball back to Texas with about 10 seconds left and Ken Wood had to pick the snap off the ground to get it away. Texas tried to block it and freshman returner Adrian Phillips let the ball bounce on the ground.

Time ran out in a mistake fitting of Texas' miserable season and several players threw up their hands in frustration.

Texas scored first on Gilbert's 31-yard touchdown pass to Marquise Goodwin. Texas A&M cornerback Terrence Frederick bit on a ball fake, leaving Goodwin wide open for his first touchdown of the season.

Gilbert seemed to be gaining confidence with his arm and feet with every play, then made a huge mistake.

Texas recovered a fumbled punt and moved to the Texas A&M 8 before a botched handoff with Johnson caused a fumble. Two plays later, Gray swept to his right, cut back left, and was in the clear for an 84-yard touchdown run.

Gilbert threw an interception on Texas' opening drive of the third. He threw well behind wide receiver James Kirkendoll and Dustin Harris got a hand up to tip the ball to himself on the Texas 38. The Aggies went up 10-7 on a Bullock's field goal.

Fuller's touchdown catch made it 17-7 but the Aggies couldn't find the drive to put the Longhorns away. After another fumbled punt, Gilbert scored on a 1-yard run to pull Texas to 17-14 in the third.

Then Gray ripped off another big run.

And just like before, the Aggies got it right up the middle of the Texas defense. Ryan Tannehill faked a quick pass then turned to hand off to Gray, who took three steps and had open field to the end zone.

	1	2	3	4	SCORE
Texas A&M	0	7	17	0	24
Texas	7	0	7	3	17

SCORING SUMMARY

1st	01:21	UT	Goodwin 31 yd pass from Gilbert (Tucker kick)	4-66 1:49
2nd	05:08	TAMU	Gray 84 yd run (Bullock kick)	2-90 0:46
3rd	12:06	TAMU	Bullock 50 yd field goal	6-6 2:08
	10:35	TAMU	Fuller 2 yd pass from Tannehill (Bullock kick)	4-22 1:23
	04:39	UT	Gilbert 1 yd run (Tucker kick)	5-52 2:07
4th	09:46	UT	Tucker 24 yd field goal	4-2 1:14

	UT	TAMU
FIRST DOWNS	15	19
RUSHES-YARDS (NET)	36-238	38-140
PASSING YDS (NET)	128	219
Passes Att-Comp-Int	30-14-0	37-20-2
TOTAL OFFENSE PLAYS-YARDS	66-366	75-359
Fumble Returns-Yards	0-0	0-0
Punt Returns-Yards	5-35	1-13
Kickoff Returns-Yards	4-93	3-68
Interception Returns-Yards	2--1	0-0
Punts (Number-Avg)	9-33.3	9-39.3
Fumbles-Lost	4-2	3-2
Penalties-Yards	8-74	4-25
Possession Time	26:19	33:41
Third-Down Conversions	4 of 15	6 of 18
Fourth-Down Conversions	0 of 0	0 of 0
Red-Zone Scores-Chances	1-2	2-4
Sacks By: Number-Yards	3-25	2-16

RUSHING: Texas A&M-Gray, Cyrus 27-223; Swope, Ryan 4-16; Tannehill, Ryan 5-minus 1. Texas-Johnson, Cody 14-107; Whittaker, Fosw 10-35; Monroe, D.J. 1-2; Goodwin, Marqui 1-0; Gilbert, Garret 12-minus 4.

PASSING: Texas A&M-Tannehill, Ryan 14-30-0-128. Texas-Gilbert, Garret 20-37-2-219.

RECEIVING: Texas A&M-McNeal, Kenric 6-64; Fuller, Jeff 3-24; Swope, Ryan 2-20; Nwachukwu, Uzoma 1-11; Prioleau, Hutson 1-5; Gray, Cyrus 1-4. Texas-Kirkendoll, Jam 7-52; Whittaker, Fosw 5-59; Chiles, John 2-33; Goodwin, Marqui 2-32; Davis, Mike 2-14; Williams, Malco 1-23; Smith, Greg 1-6.

INTERCEPTIONS: Texas A&M-Miller, Von 1-3; Harris, Dustin 1-minus 4. Texas-None.

FUMBLES: Texas A&M-McNeal, Kenric 1-1; Harris, Dustin 1-1; Tannehill, Ryan 1-0; Judie, Coryell 1-0. Texas-Gilbert, Garret 2-1; Monroe, D.J. 1-1.

2010 RECAPS AND BOXSCORES



11/11	LSU (11-2)	41
17/18	TEXAS A&M (9-4)	24

FRIDAY, JANUARY 7 • COWBOYS STADIUM • ARLINGTON, TEXAS
ATTENDANCE: 83,514 • TV: FOX NATIONAL

ARLINGTON (AP) — Jordan Jefferson threw three touchdown passes to Terrence Toliver and ran for a score to help the 11th-ranked Tigers rally for a 41-24 victory over No. 18 Texas A&M in the 75th Cotton Bowl on Friday night.

Texas A&M (9-4) led 10-0 in the first quarter, including a field goal after Jefferson threw an interception, but had its six-game winning streak snapped.

Jefferson was 10 of 19 for 158 yards with scoring passes of 42, 2 and 41 yards to Toliver, who had only two TD catches in the regular season.

LSU went ahead for good when Stevan Ridley had a 17-yard TD run, jumping over a defender near the line and then sweeping right untouched into the end zone for a 21-17 lead with 4:43 left in the first half.

Ryan Tannehill, who had been 5-0 since taking over as the Aggies starting quarterback, then threw two interceptions in a span of three throws - after 127 consecutive attempts without a pick. The second interception was by Eric Reid, who returned it 34 yards to the 2 to set up Jefferson's short TD pass to Toliver for a 28-17 halftime lead.

Ridley had 24 carries for 105 yards. Spencer Ware ran for 102 yards on 10 carries as LSU got its first Cotton Bowl win since beating Arkansas 14-7 in the 1966 game.

Uzoma Nwachukwu had two TD catches for the Aggies to match his regular-season total. He caught a 6-yarder from Tannehill and a 14-yarder on a halfback pass by Cyrus Gray, who also had his seventh consecutive 100-yard rushing game - 100 yards on 20 carries.

Coryell Judie help set up A&M's two first-quarter scores.

Judie returned the opening kickoff 69 yards to the 31, setting up Nwachukwu's first TD. It was the first time all season that LSU's defense gave up a score on the opening drive.

After the Tigers' opening offensive drive was extended by a roughing the punter penalty, Judie had a one-handed interception near the end zone when he leaped and fully extended his right arm. That led to Randy Bullock's 39-yard field goal for a 10-0 lead.

When LSU got the ball back, Oliver had both arms stretched over his head when he caught a 42-yard touchdown pass. He had the 41-yarder on the opening drive of the second half.

The Tigers took their first lead on Jefferson's 1-yard TD run early in the second quarter after Bullock missed a 52-yarder. On that drive, Ware had a 24-yard run when he spun to avoid a tackler at the line and shed two different defenders before being driven out of bounds and Jefferson converted a third-and-11 with a 13-yard scramble.

	1	2	3	4	SCORE
LSU	7	21	7	6	41
Texas A&M	10	7	0	7	24

SCORING SUMMARY

1st	13:01	TAMU	Nwachukwu yd pass from Tannehill (Bullock kick)	5-31 1:59
	05:03	TAMU	Bullock 39 yd field goal	9-76 2:52
	01:48	LSU	Toliver 42 yd pass from Jefferson (Jasper kick)	8-80 3:15
2nd	10:13	LSU	Jefferson 1 yd run (Jasper kick)	9-65 4:35
	07:44	TAMU	Nwachukwu 14 yd pass from Gray (Bullock kick)	7-78 2:23
	04:43	LSU	Ridley 17 yd run (Jasper kick)	7-67 2:52
	01:27	LSU	Toliver 2 yd pass from Jefferson (Jasper kick)	3-2 0:52
3rd	12:06	LSU	Toliver 41 yd pass from Jefferson (Jasper kick)	5-67 2:47
4th	10:04	TAMU	McNeal 4 yd pass from Tannehill (Bullock kick)	13-73 4:56
	06:12	LSU	Jasper 50 yd field goal	7-19 3:51
	03:04	LSU	Jasper 26 yd field goal	7-19 2:30

	LSU	TAMU
FIRST DOWNS	24	23
RUSHES-YARDS (NET)	55-288	29-155
PASSING YDS (NET)	158	218
Passes Att-Comp-Int	19-10-1	36-23-3
TOTAL OFFENSE PLAYS-YARDS	74-446	65-373
Fumble Returns-Yards	1-10	0-0
Punt Returns-Yards	0-0	0-0
Kickoff Returns-Yards	3-81	8-196
Interception Returns-Yards	3-34	1--4
Punts (Number-Avg)	1-58.0	2-28.0
Fumbles-Lost	0-0	3-1
Penalties-Yards	3-25	4-40
Possession Time	37:26	22:34
Third-Down Conversions	9 of 15	3 of 9
Fourth-Down Conversions	0 of 0	1 of 1
Red-Zone Scores-Chances	4-5	3-3
Sacks By: Number-Yards	2-16	2-10

RUSHING: LSU-Stevan Ridley 24-105; Spencer Ware 10-102; Jo. Jefferson 12-67; Michael Ford 4-9; Russell Shepard 1-4; Richard Murphy 2-3; TEAM 2-minus 2. Texas A&M-Gray, Cyrus 20-100; Tannehill, Ryan 7-43; Stephens, Bradley 2-12.

PASSING: LSU-Jo. Jefferson 10-19-1-158. Texas A&M-Tannehill, Ryan 22-35-3-204; Gray, Cyrus 1-1-0-14.

RECEIVING: LSU-T. Toliver 5-112; Rueben Randle 2-19; Spencer Ware 2-17; Tyler Edwards 1-10. Texas A&M-Fuller, Jeff 7-83; Swope, Ryan 5-45; Nwachukwu, Uzoma 4-38; Jackson, Brandal 2-20; McNeal, Kenric 2-13; Lamothe, Michael 1-10; Gray, Cyrus 1-9; Prioleau, Hutson 1-0.

INTERCEPTIONS: LSU-Eric Reid 1-34; Tharold Simon 1-0; Tyrann Mathieu 1-0. Texas A&M-Judie, Coryell 1-minus 4.

FUMBLES: LSU-None. Texas A&M-Tannehill, Ryan 1-0; Judie, Coryell 1-0; Prioleau, Hutson 1-1.