



**2017**



**FOOTBALL  
FACT BOOK**



**FOOTBALL**

# COVERING THE BULLDOGS

The 2017 Southwestern Oklahoma State University Football Fact Book is intended to provide information for broadcasters, writers, sports editors, sports information personnel and fans that follow the Bulldogs. Material in the guide is current as of August 9, 2017.

Additional information is available through the SWOSU Sports Information Office and through press releases available to accredited media outlets. Additional information can be found on the SWOSU Athletics Website.

## Contact Information

SWOSU Sports Information  
Attn: Doug Self, SID  
100 Campus Drive  
Weatherford, OK 73096  
Phone: 580-774-7162  
Cell: 785-640-8471  
Email: doug.self@swosu.edu

The SWOSU Sports Information office is located in the Pioneer Cellular Event Center, office 231.

## SWOSU Online

**Website:** www.swosuathletics.com  
**Facebook:** www.facebook.com/SWOSUATHletics  
**Twitter:** www.twitter.com/SWOSUATHletics  
**Instagram:** instagram.com/swosuathletics  
**YouTube:** www.youtube.com/user/SWOSUATHletics

The SWOSU Sports Information department is responsible for providing public and media relation services for the Bulldogs' 13 athletic programs. Sports Information Director Doug Self is the primary contact for each SWOSU Athletic program. The following guidelines have been established to help provide a professional working environment for members of the media wishing to follow the Bulldogs.

## Media Credentials

Credentials for Southwestern Oklahoma State University home games are available to personnel from working media outlets by contacting Sports Information Director Doug Self at least 24 hours prior to the start of an event. Credentials can be left at the gate or picked up from the Sports Information office in advance of the game. Media wishing to take photos must also obtain a credential from the SWOSU Sports Information office.

## Pre-Game Services

Complete team and individual statistics, scoring summaries, play-by-play and post-game quotes are provided by the SWOSU Sports Information Office. A pre-game meal is available approximately 30 minutes prior to kickoff, with beverages available throughout the game. This service is provided as a courtesy to working media.

## Internet/Courtesy Line

A limited number of telephone lines are available for filing and wireless internet access is also available in Milam Stadium Pressbox. As a service to visiting media and sports information directors, the SWOSU Sports Information Staff will either fax or e-mail an NCAA official box, play-by-play and game recap as requested.

## Interview Policy

Postgame interviews with SWOSU coaches and players are available to media personnel following a brief cooling off period. Requests must be made to the Sports Information Director prior to the end of contest. Requested athletes and coaches will be made available for interviews on the playing field or outside of the locker room following a contest.

Interviews during the week will be made on arrangement with the Sports Information Director. Please allow 24 hour notice for all such interviews.

## MEDIA OUTLETS


RADIO STATIONS	CONTACT	PHONE	TWITTER
KWEY 95.5	Mike Hammett	580-772-5939	@955TheCoyote
The Score 95.5 HD2	Mike Hammett	580-772-5939	@HammettSports

PRINT MEDIA	CONTACT	PHONE	TWITTER
Weatherford Daily News	Josh Burton	580-772-3301	@WDNOnline
Clinton Daily News	Collin Wieder	580-323-5151	@ClintonDNSports
Daily Oklahoman	Scott Munn	405-475-3311	@NewsOKSports
Elk City Daily News	Blake Colston	580-225-3000	@ECDNSports
Lawton Constitution	Joey Goodman	580-353-0620	@LawtonConst
Tulsa World	Michael Peters	918-581-8400	@TWSportsExtra

WEBSITE	CONTACT	PHONE	TWITTER
OklahomaSports.net	Joey McWilliams	580-920-5917	@OklaSports_Joey

WIRE SERVICES	CONTACT	PHONE	TWITTER
Associated Press (OKC)	Cliff Brunt	405-525-2121	@CliffBruntAP

## DAWGS ON THE DIAL



**Mike Hammett**

fill-in spot to broadcast Kansas State University baseball for two seasons.

A native of Marysville, Kan., Hammett resides in Weatherford with his wife, Desi and their two young children.

All SWOSU Football and Men's and Women's Basketball games can be broadcast on KWEY 95.5 FM "The Coyote" in Western Oklahoma. Those outside the listening area can access streaming audio online at www.kwey.com.

Mike Hammett is in his second year as the "Voice of the Bulldogs" after joining the Wright Wradio staff in August 2016 as the Sports Director. He is also the voice of Weatherford High School athletics, an account executive and broadcast coordinator on all locally produced live sports by Wright Wradio.

A graduate of Fort Hays State University, Hammett previously spent five years as the Sports Director at Alpha Media in Salina, Kan., serving as the play-by-play voice for NIAA institution Kansas Wesleyan University and local high schools while also being used in a

## SWOSU SPORTS INFORMATION



**Doug Self**

in the categories of Sports Writing and Best Headline.

A native of Valley, Falls, Kan., Self holds two degrees from Fort Hays State, where he earned a bachelor's degree in 2010 before completing work on a master's degree in 2012. He worked as an assistant SID at FHSU for three years before serving as the Media and Public Relations Coordinator for the Valero Alamo Bowl during the 2012 bowl season.

Doug Self is in his fifth year as the Sports Information Director at SWOSU after joining the staff in January 2013.

Self serves as the primary media contact for all 12 of SWOSU's intercollegiate athletic programs and is responsible for updating the athletics website and helping to promote Bulldogs teams, coaches and athletes to the local media. In addition, he manages the Bulldogs official website -- www.swosuathletics.com -- and all of the SWOSU Athletics official social media accounts.

In June 2017, Self was selected as the Grant Burger Media Award winner for the NCAA Division II SID category by the American Volleyball Coaches Association (AVCA) and he has garnered four awards from the Oklahoma College Public Relations Association (OCPRA)



**Jon Chidester**

Northern Oklahoma College-Enid where he played in the Junior College World Series with the Jets.

A native of Rhome, Texas, Chidester earned his Bachelor's degree in Business Entrepreneurship from SWOSU in 2016 and he is currently pursuing his Master's degree in Sports Management.

Jon Chidester is in his second year as a Graduate Assistant for the SWOSU Sports Information Department.

In his role, Chidester serves as a secondary media contact for each of SWOSU's intercollegiate athletic programs along with assisting in game day operations and promotions.

Chidester spent two years at SWOSU prior as a pitcher on the baseball team. He was a First Team All-Conference selection for the GAC in both seasons as a member of the pitching staff. He tied the conference record of number of GAC Pitcher of the Week awards with five in his short two-year spurt with the Bulldogs as well as collecting two Central Region Pitcher of the Week honors.

Prior to SWOSU, Chidester played two years at



# 2017 SWOSU FOOTBALL FACT BOOK

## GENERAL

School: .....Southwestern Oklahoma State  
 Address: .....100 Campus Drive  
 City/Zip: ..... Weatherford, OK 73096  
 Founded: ..... 1901  
 Enrollment: ..... 4,995  
 Nickname: .....Bulldogs  
 School Colors: .....Navy Blue and White  
 Field: .....ASAP Energy Field  
 Playing Surface: .....AstroTurf  
 Capacity: ..... 9,000  
 Affiliation: .....NCAA Division II  
 Conference: ...Great American Conference  
 President: .....Randy Beutler  
 Alma Mater: .....SWOSU, 1983  
 Web Site: .....www.swosuathletics.com  
 Twitter: ..... @SWOSUathletics

## ATHLETICS ADMINISTRATION

Athletics Director: ..... Todd Thurman  
 Alma Mater: .....Bethany Nazarene, 1983  
 580-774-3701  
 Athletics Phone: .....580-774-3068  
 Athletics Fax: .....580-774-7106  
 Assistant AD/Compliance: ..... Todd Helton  
 580-774-3277  
 Sports Information Director: .....Doug Self  
 580-774-7162  
 Operations Manager: ..... Pam Nichols  
 580-774-3068  
 Director of Gameday Ops: ..... Josh Collins  
 580-774-3050  
 Coord./External Affairs: .....Jessica Heard  
 580-774-6330  
 Head Athletic Trainer: .....Edwin Detweiler  
 580-774-3073  
 Strength & Conditioning: ..... Jared Jackson  
 580-774-3213

## SWOSU FOOTBALL HISTORY

First Year of Football: ..... 1905  
 Seasons Played: ..... 108  
 All-Time Record: .....459-488-36 (.485)  
 NCAA Division II Record: .....83-130 (.390)  
 Years in NCAA Playoffs: .....None  
 Last Postseason Appearance: ..... 2015  
 L, 21-38 vs. Central Oklahoma  
 (Live United Texarkana Bowl)  
 Last Playoff Appearance: ..... 1996  
 W, 33-31 over Montana Tech  
 (NAIA Championship Game)

## COACHING STAFF

Head Coach: ..... Dan Cocannouer  
 Alma Mater: .....SWOSU, 1978  
 Record (at SWOSU): ..34-53 (9th year)  
 Record (Career):.....34-53 (9th year)  
 Office Phone: .....580-774-7190  
 Email: .....dan.cocannouer@swosu.edu  
 Assistant Coach: .....Eric Gibson  
 Position: .....Defensive Coordinator  
 Alma Mater: .. Central Oklahoma, 2003  
 Office Phone: .....580-774-7034  
 Assistant Coach: ..... Justin Iske  
 Position: ..... Offensive Line  
 Alma Mater: .. Nebraska-Omaha, 2001  
 Office Phone: ..... 580-774-7118  
 Assistant Coach: ..... Jon Garfield  
 Position: ..... Quarterbacks  
 Alma Mater: ..... Menlo College, 2013  
 Office Phone: .....580-774-3288  
 Assistant Coach: ..... Hank Campbell  
 Position: .....Defensive Backs  
 Alma Mater: .....South Carolina, 1995  
 Office Phone: .....580-774-3702  
 Assistant Coach: ..... Robert Adan  
 Position: ..... Wide Receivers  
 Alma Mater: ..... Menlo College, 2012  
 Assistant Coach: ..... Ryan Feller  
 Position: ..... Linebackers  
 Alma Mater: .....SWOSU, 2014  
 Assistant Coach: ..... Julian Washington  
 Position: ..... Cornerbacks  
 Alma Mater: ..... Savannah State, 2014  
 Assistant Coach: ..... Gregory Nwoko  
 Position: ..... Running Backs  
 Alma Mater: ..... Arizona, 2012

## TEAM INFORMATION

2016 Record: ..... 5-6  
 Conference Record/Finish: ..... 5-6/7th  
 Starters Returning/Lost:  
 Offense: ..... 8/3  
 Defense: ..... 4/7  
 Specialists Returning: ..... 2  
 Lettermen Returning: ..... 39

## TABLE OF CONTENTS

Media Information: ..... Inside Cover  
 2016 Roster: ..... 2-3  
 Coaches: ..... 4-10  
 Head Coach Dan Cocannouer: ..... 4-5  
 Eric Gibson: ..... 6  
 Justin Iske: ..... 7  
 Jon Garfield: ..... 8  
 Hank Campbell: ..... 9  
 Graduate Assistants: ..... 10  
 All-Time Assistant Coaches: ..... 10  
 Coaching History: ..... 11  
 Preseason Depth Chart: ..... 12  
 Returning Experience: ..... 12  
 Opponent Profiles: ..... 13-14  
 Records: ..... 15-19  
 Passing Records: ..... 15  
 Rushing Records: ..... 16  
 Receiving Records: ..... 17  
 Defensive Records: ..... 18  
 Special Teams Records: ..... 19  
 Postseason History: ..... 20-22  
 All-Americans: ..... 23-24  
 NAIA Era: ..... 23  
 NCAA Division II Era: ..... 24  
 Regional Awards: ..... 25  
 Other Honors: ..... 26  
 All-Conference Honors: ..... 27-30  
 Oklahoma Collegiate Athletic: ..... 27  
 Oklahoma Intercollegiate: ..... 27-29  
 Lone Star Conference: ..... 29-30  
 Great American Conference: ..... 30  
 Specialty Honors: ..... 30  
 Year-by-Year Statistical Leaders: ..... 31-32  
 SWOSU vs. Opponents: ..... 33  
 Year-by-Year Standings: ..... 34-35  
 Year-by-Year Game Results: ..... 36-40  
 The Great American Conference: .....  
 Inside Back Cover

**2017 BULLDOG FOOTBALL ROSTER**

No	Name	Pos.	#	Name	Pos.	Ht.	Wt.	Yr.	Hometown (Previous School)
	Antoine Albert	DB	1	Joel Blumenthal	QB	6-1	200	Sr.	Edmond, Okla. (Northwestern State)
19	Marcus Anderson II	RB	2	Ethan Savoy	DB	6-0	200	Jr.	Douglass, Kan. (Fort Scott CC)
93	Jakeldon Babers	DL	3	BJ Kellogg	DB	5-10	190	Sr.	North Minneapolis, Minn. (Rochester CC)
24	Kedron Banks	RB	4	Dillon Bauer	WR	5-10	180	R-Jr.	Willis, Texas (McNeese State)
4	Dillon Bauer	WR	5	Jared Rayburn	WR	5-10	180	R-Jr.	Edmond, Okla. (Deer Creek HS)
	Tate Beuthien	OL	6	Casey Freeman	QB	6-2	185	R-So.	Newcastle, Okla. (Newcastle HS)
	Hunter Bigelow	LB	7	Karltrrell Henderson	RB	5-11	205	Jr.	Moore, Okla. (Southmoore HS)
56	Justin Bigelow	OL	8	JR Omigie	WR	6-2	175	Jr.	Arlington, Texas (Martin HS)
	Jaimarian Biscoe	RB	9	Cedric Cooper	RB	5-11	180	Jr.	Seattle, Wash. (Santa Barbara City College)
73	Kevin Blessing	OL	10	Jaytron Phillips	LB	6-0	200	So.	Fort Worth, Texas (Chisholm Trail HS)
35	Dominic Blue	DB	11	Tyler Marr	QB	6-3	195	So.	Beggs, Okla. (Beggs HS)
1	Joel Blumenthal	QB	12	Colin Watford	QB	6-1	215	R-Fr.	Prague, Okla. (Prague HS)
85	Kameron Bradley	TE	13	Marcellous Dowell	WR	6-3	190	So.	Cache, Okla. (Cache HS)
68	Elijah Britton	OL	14	Quinton Gale	DB	5-11	175	Jr.	Arlington, Texas (Seguin HS)
	Austin Brown	DL	15	Zach Hill	WR	6-4	220	R-Jr.	Blanchard, Okla. (Central Oklahoma)
81	Jordan Bryant	WR	16	Dalton Jackson	K/P	5-11	165	Sr.	Willis, Texas (Willis HS)
45	Greydon Buhlig	TE	17	Dylan Power	TE	6-5	225	R-Sr.	North Las Vegas, Nev. (Menlo College)
59	Colten Buie	DL	18	Derrick Styles	WR	6-3	190	Sr.	Arlington, Texas (Mansfield Summit HS)
	Bailey Burdick	DL	19	Marcus Anderson II	RB	5-10	210	Jr.	Killeen, Texas (Navarro College)
	Kendall Burt	RB	20	Nick Ward	DB	6-2	210	Sr.	Moore, Okla. (Wofford College)
	Courtland Clark	DB	21	Clay Wilkerson	LB	6-0	215	Jr.	Rockwall, Texas (Rockwall-Heath HS)
77	Tristyn Close	OL	22	Sheldon Wilson	RB	5-11	190	Sr.	Anadarko, Okla. (Northeastern Oklahoma A&M)
33	Julian Cole	LB	23	Terry McMillon	DB	6-2	195	Jr.	Daytona, Fla. (Fort Scott CC)
9	Cedric Cooper	RB	24	Kedron Banks	RB	5-9	180	R-Jr.	Richardson, Texas (Proctor Academy)
43	Dalton Cooper	LB	25	Jelani Heath	DB	5-11	165	So.	Carrollton, Texas (Hebron HS)
	Blake Culver	DL	26	Skye Singleton	DB	6-1	185	So.	Fort Worth, Texas (Arlington Heights HS)
52	Malcolm Davis	LB	27	Shecari Johnson	DB	5-11	180	Sr.	Pittsburg, Calif. (Panhandle State)
	Dalton Dawson	LB	28	Alex Ramirez	TE	6-2	220	So.	Fort Worth, Texas (Brewer HS)
38	Trent Dennis	K	29	Daylan Dial	DB	6-0	205	Sr.	Frisco, Texas (Frisco Heritage HS)
29	Daylan Dial	DB	30	Braden Sweet	DB	5-10	195	So.	Perry, Okla. (Perry HS)
13	Marcellous Dowell	WR	31	Julian Cole	LB	6-1	220	R-Sr.	Kansas City, Kan. (Fort Scott CC)
	Jaylen Ellis	DB	35	Dominic Blue	DB	6-1	210	Jr.	Roland, Okla. (Muldrow HS)
	Tony Escobar	DL	38	Trent Dennis	K	5-7	160	Fr.	Muskogee, Okla. (Muskogee HS)
55	Jordan Finn	OL	39	Gerald White	DB	5-8	165	So.	Tipton, Okla. (Tipton HS)
99	Tyler Follis	DL	40	Riley Julian	DL	6-2	225	R-Fr.	Marlow, Okla. (Marlow HS)
6	Casey Freeman	QB	41	Tyreik Lusk	DL	6-2	235	So.	Arlington, Texas (The Colony HS)
72	Blake Furman	OL	42	Cory Wilkerson	LB	5-10	195	R-Fr.	Rockwall, Texas (Rockwall-Heath HS)
14	Quinton Gale	DB	43	Dalton Cooper	LB	6-0	205	R-Fr.	Tuttle, Okla. (Tuttle HS)
89	Corey Ganz	TE	44	Johnson Miller	LB	5-11	215	So.	Bethany, Okla. (Oklahoma City Legion)
	Jermaine Gardner	LB	45	Zach Moore	LS	6-0	210	Jr.	Kingfisher, Okla. (Kingfisher HS)
50	Derrick Gibbs	DL	47	TJ Harris	DL	6-2	225	Jr.	Midfield, Ala. (Garden City CC)
	Trey Gooch	QB	49	Derrick Gibbs	DL	6-1	230	Jr.	Kansas City, Kan. (Highland CC)
	Jarvis Graham	DL	50	Jason Hessler	DL	6-5	320	Fr.	Galveston, Texas (Ball HS)
64	Bo Granger	OL	51	Malcolm Davis	LB	6-3	215	So.	Fort Worth, Texas (Brewer HS)
79	Parrish Grant	OL	54	Austin Loomis	LB	6-1	240	Sr.	Edmond, Okla. (Deer Creek HS)
90	Jonathan Harris	DL	55	Jordan Finn	OL	6-2	260	Fr.	Moore, Okla. (Westmoore HS)
49	TJ Harris	DL	56	Justin Bigelow	OL	6-0	275	Jr.	Denison, Texas (Denison HS)
25	Jelani Heath	DB	58	Reggie Mayes, Jr.	DL	6-1	240	R-Fr.	Tulsa, Okla. (Washington HS)
7	Karltrrell Henderson	RB	59	Colten Buie	DL	6-3	275	So.	San Angelo, Texas (Christoval HS)
51	Jason Hessler	DL	64	Bo Granger	DL	6-0	250	Fr.	Anadarko, Okla. (Anadarko HS)
15	Zach Hill	WR	65	Onosai Pule	OL	6-3	285	Jr.	Pago Pago, American Samoa (Wentworth Military)
	Kevin Ixpanel	OL	68	Elijah Britton	OL	6-5	330	So.	Keller, Texas (Keller Central HS)
16	Dalton Jackson	K/P	69	Ace McMahan	OL	6-1	275	Jr.	Ringling, Okla. (Ringling HS)
	Jordan Jackson	WR	70	Trey Rodgers	OL	6-4	270	Fr.	Spiro, Okla. (Spiro HS)
92	Rashad Jackson	DL	71	Chandler Pavlik	OL	6-7	320	R-Fr.	Fort Worth, Texas (Chisholm Trail HS)
	Jonathan Jensen	OL	72	Blake Furman	OL	6-2	275	Fr.	San Angelo, Texas (San Angelo Central HS)
86	Beau Jinkens	WR	73	Kevin Blessing	OL	6-2	310	Sr.	Flower Mound, Texas (Marcus HS)
97	Dejai Johnson	DL	74	Garrett Luke	OL	6-3	285	Sr.	Willis, Texas (Willis HS)
96	Dustin Johnson	DL	76	Brandon Roe	OL	6-3	285	Jr.	Choctaw, Okla. (Choctaw HS)
27	Shecari Johnson	DB	77	Tristyn Close	OL	6-7	385	So.	Stroud, Okla. (Stroud HS)
	Tony Johnson	DB	78	Robert Ricks	OL	6-3	290	Jr.	San Jose, Calif. (West Hills College)
40	Riley Julian	DL	79	Parrish Grant	OL	6-3	320	Sr.	Stockton, Calif. (San Joaquin Delta College)
			80	Jordan Rolin	WR	6-2	175	R-Fr.	Purcell, Okla. (Purcell HS)
			81	Jordan Bryant	WR	6-2	200	R-Fr.	Crandall, Texas (Crandall HS)

## 2017 BULLDOG FOOTBALL ROSTER

#	Name	Pos.	Ht.	Wt.	Yr.	Hometown (Previous School)
82	Kellan Smith	WR	6-1	190	R-Fr.	Hobart, Okla. (Hobart HS)
83	Eddie Thomas IV	WR	5-10	195	Jr.	North Richland Hills, Texas (Panhandle State)
85	Kameron Bradley	TE	6-4	240	Jr.	Chico, Calif. (Butte College)
86	Beau Jinkens	WR	6-0	175	R-Fr.	Kingfisher, Okla. (Panhandle State)
87	Sam Phillips	TE	6-5	220	So.	Clinton, Ark. (Clinton HS)
88	Saivon McCauley	WR	6-1	200	R-Fr.	Dallas, Texas (Hillcrest HS)
89	Corey Ganz	TE	6-6	245	So.	Enid, Okla. (Enid HS)
90	Jonathan Harris	DL	6-0	275	R-Fr.	Tulsa, Okla. (Washington HS)
92	Rashad Jackson	DL	6-5	260	Sr.	Titusville, Fla. (Fort Scott CC)
93	Jakeldon Babers	DL	6-1	220	Sr.	Frisco, Texas (Frisco Heritage HS)
94	Bailey McKay	DL	6-0	245	Jr.	Claremore, Okla. (Sequoyah HS)
96	Dustin Johnson	DL	6-3	235	Sr.	Taylor, Texas (Taylor HS)
97	Dejai Johnson	DL	5-11	260	Jr.	Midwest City, Okla. (Midwest City HS)
99	Tyler Follis	DL	6-3	305	Sr.	Edmond, Okla. (Deer Creek HS)
	Antoine Albert	DB	6-1	180	Sr.	Oakland, Calif. (California-Berkeley)
	Kameron Arnold	OL	6-4	310	Fr.	Texarkana, Texas (Texas HS)
	Tate Beuthien	OL	6-4	300	So.	Era, Texas (Era HS)
	Hunter Bigelow	LB	6-1	200	Fr.	Denison, Texas (Denison HS)
	Jaimarian Biscoe	RB	5-10	200	Fr.	Crowley, Texas (Crowley HS)
	Austin Brown	DL	6-1	230	Fr.	Mustang, Okla. (Mustang HS)
	Bailey Burdick	DL	6-2	215	Fr.	Perry, Okla. (Perry HS)
	Kendall Burt	RB	6-1	185	Fr.	Arlington, Texas (Lamar HS)
	Courtland Clark	DB	5-8	170	Fr.	Arlington, Texas (Seguin HS)
	Blake Culver	DL	6-1	275	Fr.	Rowlett, Texas (Rowlett HS)
	Dalton Dawson	LB	6-2	215	Fr.	Edmond, Okla. (Deer Creek HS)
	Jaylen Ellis	DB	5-11	170	Fr.	Dallas, Texas (Allen HS)
	Tony Escobar	DL	6-1	255	Fr.	Arlington, Texas (Mansfield Summit HS)
	Jermaine Gardner	LB	6-1	215	Fr.	Dallas, Texas (Terrell HS)
	Trey Gooch	QB	6-5	230	Fr.	Oklahoma City, Okla. (Putnam City West HS)
	Jarvis Graham	DL	6-4	260	So.	North Lauderdale, Fla. (Northwestern Okla.)
	Kevin Ixpanel	OL	6-2	225	Fr.	Haltom City, Texas (Haltom City HS)
	Jordan Jackson	WR	6-4	205	Jr.	Oakland, Calif. (Santa Rosa JC)
	Jonathan Jensen	OL	6-2	300	Jr.	Hutchinson, Kan. (Garden City CC)
	Tony Johnson	DB	5-10	170	Fr.	Arlington, Texas (Mansfield Summit HS)
	Junior Kabela	DB	6-0	175	Fr.	Arlington, Texas (Sam Houston HS)
	Garrett Kilpatrick	DB	6-1	185	Fr.	Yukon, Okla. (Mustang HS)
	Seth Lawrence	OL	6-4	270	Fr.	Madill, Okla. (Madill HS)
	Nikolas Lee	WR	6-2	195	Fr.	Detroit, Mich. (Loyola HS)
	Brycen Lowe	OL	6-4	285	Fr.	Muldrow, Okla. (Muldrow HS)
	Darrien Mack	DB	5-8	165	Fr.	Moore, Okla. (Southmoore HS)
	Jermaine Mask	RB	5-9	180	Fr.	Dallas, Texas (Bishop Lynch HS)
	Brock Mason	OL	6-1	270	Fr.	Tuttle, Okla. (Tuttle HS)
	Karber Miller	LB	6-2	220	Fr.	Bethany, Okla. (Bethany HS)
	Paul Moore	K	5-10	185	Fr.	Christoval, Texas (Christoval HS)
	Charles Mosley	LB	6-1	215	Fr.	Chickasha, Okla. (Chickasha HS)
	Ethan Newby	OL	6-4	255	Fr.	Oklahoma City, Okla. (Westmoore HS)
	Jovan Ochoa	WR	6-3	205	Fr.	Guymon, Okla. (Guymon HS)
	Chamberlen Parker	DL	6-4	220	Fr.	Arlington, Texas (Mansfield Timberview HS)
	Wallace Payton	DB	5-10	195	Jr.	Kenner, La. (Fullerton College)
	Micah Phillips	DB	6-0	180	Fr.	Dallas, Texas (Kimball HS)
	Stone Ramsey	TE	6-4	230	Fr.	Dallas, Texas (Bryan Adams HS)
	Da'Sean Randle	DL	6-3	285	Fr.	Clinton, Okla. (Putnam City North HS)
	Darion Richards	DB	5-10	155	Fr.	Mustang, Okla. (Mustang HS)
	Diondre Scott	DB	6-0	170	Fr.	Ardmore, Okla. (Ardmore HS)
	DeReco Sells	WR	5-8	155	Fr.	Tulsa, Okla. (Tulsa Memorial HS)
	Relijah Sherman	LB	5-11	190	Fr.	Midwest City, Okla. (Carl Albert HS)
	Devin Stentz	DL	6-2	225	Fr.	Lipan, Texas (Brock HS)
	Pierce Warn	LS	5-8	180	Fr.	Lawton, Okla. (Lawton HS)
	Adrian Williams	WR	5-7	150	Fr.	Port Arthur, Texas (Port Arthur Memorial HS)
	Wyatt Witmarsh	OL	6-6	265	R-Fr.	Oklahoma City, Okla. (Lindenwood)
	Wilbur Young	DB	6-1	180	Jr.	Baltimore, Md. (Hartnell College)

Roster Current as of August 6th, 2017

No	Name	Pos.
	Junior Kabela	DB
3	BJ Kellogg	DB
	Garrett Kilpatrick	DB
	Seth Lawrence	OL
	Nikolas Lee	WR
54	Austin Loomis	LB
	Brycen Lowe	OL
74	Garrett Luke	OL
41	Tyreik Lusk	DL
	Darrien Mack	DB
11	Tyler Marr	QB
	Jermaine Mask	RB
	Brock Mason	OL
58	Reggie Mayes, Jr.	DL
88	Saivon McCauley	WR
94	Bailey McKay	DL
69	Ace McMahan	OL
23	Terry McMillon	DB
46	Johnson Miller	LB
	Karber Miller	LB
	Paul Moore	K
47	Zach Moore	LS
	Charles Mosley	LB
	Ethan Newby	OL
	Jovan Ochoa	WR
8	JR Omigie	WR
	Chamberlen Parker	DL
71	Chandler Pavlik	OL
	Wallace Payton	DB
10	Jaytron Phillips	LB
	Micah Phillips	DB
17	Dylan Power	TE
65	Onosai Pule	OL
28	Alex Ramirez	TE
	Stone Ramsey	TE
	Da'Sean Randle	DL
5	Jared Rayburn	WR
	Darion Richards	DB
78	Robert Ricks	OL
70	Trey Rodgers	OL
76	Brandon Roe	OL
80	Jordan Rolin	WR
2	Ethan Savoy	DB
	Diondre Scott	DB
	DeReco Sells	WR
	Relijah Sherman	LB
26	Skye Singleton	DB
82	Kellan Smith	WR
	Devin Stentz	DL
18	Derrick Styles	WR
30	Braden Sweet	DB
83	Eddie Thomas IV	WR
20	Nick Ward	DB
	Pierce Warn	LS
12	Colin Watford	QB
39	Gerald White	DB
21	Clay Wilkerson	LB
42	Cory Wilkerson	LB
	Adrian Williams	WR
22	Sheldon Wilson	RB
	Wyatt Witmarsh	OL
	Wilbur Young	DB



# **DAN COCANNOUER**

## **HEAD COACH (9TH SEASON, 34-53)**

SWOSU alum Dan Cocannouer enters his ninth season as the head coach of the Southwestern Oklahoma State football team in 2017, where he has led his alma mater to a record of 34-53 since returning in Weatherford prior to the 2009 season.

Cocannouer earned three Coach of the Year awards in 2015 after leading the Bulldogs to the Live United Texarkana Bowl, garnering the award from the Great American Conference, American Football Coaches Association (AFCA) for Region 4 and OklahomaSports.Net for all small colleges throughout the state. He enters the 2017 season with 34 career wins, which ranks him fourth all-time among SWOSU Football coaches.

Cocannouer has led the Bulldogs to a winning record twice in his tenure, going 6-5 in 2013 and 8-4 in 2015, and his teams have won at least five games in four of his eight seasons. He bettered the Bulldogs win-loss total in each of his first three seasons, improving his team from 1-10 in his inaugural season to 5-6 in 2011, their first season in the GAC.

The Bulldogs had eight players earn All-Great American Conference status in 2016, including two with First Team honors, three Second Team selections and three who earned honorable mention. Cocannouer has now coached 65 players to all-conference honors, including one Freshman

of the Year, one Defensive Player of the Year and 15 First Team All-Conference selections. Additionally, he has seen six players earn All-America recognition along with four Academic All-District honorees and one Academic All-American.

The breakthrough season of 2015 came with accolades as Cocannouer was named the Great American Conference Coach of the Year and the American Football Coaches Association (AFCA) Region 4 Coach of the Year after leading the Bulldogs to a five-win turnaround and second-place finish in the GAC after being picked to finish seventh. SWOSU ended the season with a defeat at the Live United Texarkana Bowl, which was just the eighth postseason game in Bulldog football's 107-year history.

Resilience was the key for SWOSU in 2015 as the Bulldogs bounced back from starting the season 2-3 to win six straight games and earn their postseason appearance. The winning streak is the longest by the Bulldogs as members of the NCAA and helped break a postseason draught of nearly 20 years. SWOSU's offense set records for scoring as they went undefeated at ASAP Energy Field and earned their best Great American Conference finish since the formation of the league.

The resume for Cocannouer added another significant honor in the spring of 2015 as it was announced that he

# HEAD COACH DAN COCANNOUER

would be inducted into the Oklahoma Coaches Association (OCA) Hall of Fame as part of the Class of 2015. He is one of 13 inductees from across the state of Oklahoma to be selected for induction following his storied coaching career at the prep level.

The 2013 season saw the Bulldogs open the year with an exciting 27-23 come-from-behind win over Harding – an NCAA Division II playoff team the previous season – in the Fast Lane Kickoff Classic. SWOSU then defeated Arkansas Tech on the road to improve to 2-0 for the first time since 2007. The Bulldogs then lost two of their next three games before alternating wins and losses the final six games of the season, including a 62-17 throttling of Northwestern Oklahoma State in the season finale that secured the winning season.

Prior to coming back to SWOSU, Cocannouer had spent 25 seasons as a high school head coach in the state of Oklahoma, establishing a reputation as one of the most prominent and well-respected coaching leaders in the state. He came to SWOSU after eight years at Edmond Santa Fe High School where he compiled a 70-26 record (.729 winning percentage) and led the Wolves to the Class 6A finals in 2003.

His other high school stops included lead high school programs at John Marshall, Chandler, Alva, Pauls Valley and Walters High Schools. All total, he has coached more than 36 years, including the last 30 as a head coach. He led five different schools to the state playoffs and served on the Oklahoma Football Coaches Association (OFCA) Advisory Board for several years and he is a past President of the Oklahoma Coaches Association (OCA) and the OFCA. With his prep success came the opportunity to coach in numerous all-star games, including the Oklahoma All-State game (1988), Jim Thorpe Classic (2000, 2002), Oil Bowl (1997-98) and Enid Shriner All-Star Game (1992-96).

Cocannouer played at SWOSU from 1974-77 under legendary head coach Otis Delaporte, helping the Bulldogs to conference titles in 1974 and 1977. He was a senior leader on the Bulldog team that won a school-record 11 games and finished as the NAIA National Runner-up in 1997 after playing in the Apple Bowl at the Seattle Kingdome. By returning to lead his alma mater, he became the first SWOSU graduate to lead the Bulldogs since Joe Metcalf did the same from 1952-57.

Cocannouer holds two degrees from SWOSU. He earned a bachelor's degree in Health and Physical Education in 1978 before serving as a graduate assistant for the Bulldog football team while until he earned a master's degree in Education in 1983. He also later obtained a secondary administrative certificate from Northwestern Oklahoma State in 1996.

Dan is a native of Tuttle, Oklahoma. The Cocannouer family lost their beloved wife and mother, Jeri Lyn, in early August 2015. She now has the best seat in all stadiums to cheer on the Bulldogs! They have two adult daughters and son-in-laws: Cory and Janie Pence of Dallas, and Colton and Josie Blackburn of Edmond along with two grandsons.

## THE COCANNOUER FILE

### PERSONAL

Name	Dan Cocannouer
Born	May 31, 1956
Hometown	Tuttle, Okla.
High School	Tuttle HS, 1974
College	SWOSU
	BS, Health & Physical Education, 1978
	M. Ed., in Education, 1983

### COACHING EXPERIENCE

2009-Present	Head Coach	SWOSU
2001-08	Head Coach	Edmond Santa Fe HS
1999-00	Head Coach	John Marshall HS
1997-99	Head Coach	Chandler HS
1994-96	Head Coach/Athletic Director	Alva HS
1992-94	Head Coach/Athletic Director	Pauls Valley HS
1991-92	Offensive Coordinator	Comanche HS
1984-90	Head Coach	Walters HS
1979-84	Assistant Coach	Altus HS/JH
1978	Assistant Coach	Watonga HS
1978-79	Graduate Assistant	SWOSU

### COACHING AWARDS

2015	Great American Conference Coach of the Year
2015	AFCA Region 4 Coach of the Year
2015	HERO Sports Region 3 Coach of the Year
2015	OSN Small College Coach of the Year
2015	Oklahoma Coaches Association Hall of Fame

### HEAD COACHING RECORD

Year	School	Record	Conf.	Finish
2009	SWOSU	1-10	1-4	5th/LSC
2010	SWOSU	3-8	3-3	T-3rd/LSC
2011	SWOSU	5-6	3-5	7th/GAC
2012	SWOSU	3-7	2-6	T-7th/GAC
2013	SWOSU	6-5	6-4	T-4th/GAC
2014	SWOSU	3-7	3-7	T-7th/GAC
2015	SWOSU	8-4	8-3	T-2nd/GAC
2016	SWOSU	5-6	5-6	7th/GAC
<b>Totals</b>		<b>34-53</b>	<b>31-39</b>	<b>(.391)</b>

### RECORD VS. OPPONENTS

Opponent	Record	Last
Abilene Christian	0-1	2010
Angelo State	0-1	2009
Arkansas-Monticello	3-2	2015
Arkansas Tech	4-2	2016
Central Oklahoma	2-3	2015
East Central	4-4	2016
Eastern New Mexico	1-1	2010
Emporia State	0-2	2010
Harding	2-4	2016
Henderson State	1-5	2016
Midwestern State	0-1	2010
Northeastern State	0-3	2011
Northwestern Okla.	4-1	2016
Oklahoma Baptist	2-0	2016
Ouachita Baptist	1-5	2016
Panhandle State	0-1	2009
Southern Arkansas	1-5	2016
Southern Nazarene	5-0	2016
Southeastern Okla.	3-5	2016
Stephen F. Austin	0-1	2012
Tarleton State	0-2	2013
Texas A&M-Commerce	1-1	2010
Texas A&M-Kingsville	0-1	2010
West Texas A&M	0-2	2010



**ERIC GIBSON**  
**DEFENSIVE COORDINATOR**  
**4TH SEASON**

Eric Gibson is in his fourth year as the Defensive Coordinator at SWOSU in 2017 and he will coach the Bulldog defensive backs this season. Gibson also serves as the Bulldogs recruiting coordinator.

In three seasons with Gibson coordinating the Bulldogs defense, Gibson has had several players earn postseason recognition, including: Seven All-Great American Conference selections, four All-Region honorees, two All-Americans, two Cliff Harris Award finalists, one GAC Defensive Player of the Year and one Academic All-American.

The 2016 season saw SWOSU safety Conner Bays set a new single-season NCAA Division II era school record with 128 tackles, which also gave him the new school record for career tackles with 295. For his efforts, Bays earned an Honorable Mention All-America selection by the Don Hansen Gazette and was named a finalist for the Cliff Harris Award.

His second season at SWOSU was a breakthrough for the football program as the Bulldogs won their final six games to finish the regular season second place in the Great American Conference at 8-3. SWOSU was then invited to the 2015 Live United Texarkana Bowl, the program's first postseason game as a member of NCAA Division II. The Bulldogs defense was led by First Team All-GAC cornerback Trevon Hartfield, who set a new single-season school and conference record with 25 passes defended (five interceptions, 20 pass breakups) before signing as an undrafted free agent with the Arizona Cardinals.

In his first year with the Bulldogs, Gibson had a defense anchored by 2014 GAC Defensive Player of the Year Devin Benton, who also earned All-America honors from four outlets and was named a finalist for the Gene Upshaw Division II Lineman of the Year and Cliff Harris Small College Defensive Player of the Year awards.

Gibson came to SWOSU after four successful seasons in the junior college ranks of Kansas and Texas. He spent the 2013 season as the Defensive Coordinator and Defensive Backs Coach at Fort Scott Community College after two years at Garden City Community College and one at Blinn College.

He led a defense at Fort Scott CC last season that had eight players sign with four-year colleges, including three NCAA Division I signees, and the Greyhounds had one player earn First Team All-Kansas Jayhawk Conference honors. Prior to his year at Fort Scott,

**THE GIBSON FILE**

**EDUCATION**

College University of Central Oklahoma  
BA, Social Studies Education, 2000  
M. Ed., Adult Education, 2003

**COACHING EXPERIENCE**

2014-Present	Defensive Coordinator	SWOSU
2013	Defensive Coordinator/DBs	Fort Scott (Kan.) CC
2011-12	Special Teams/LBs/Video	Garden City (Kan.) CC
2010	Linebackers/Video	Blinn (Texas) College
2005-10	Defensive Coordinator	Putnam City HS
2004	Assistant Coach	El Reno HS
2002-03	Graduate Assistant	Central Oklahoma

**COACHING CAREER**

Year	School	Record	Conf.	Finish
2010	Blinn College	8-3	4-2	
2011	Garden City CC	2-7	2-4	5th/KJCCC
2012	Garden City CC	7-4	4-3	T-3rd/KJCCC
2013	Fort Scott CC	2-7	1-6	T-7th/KJCCC
2014	SWOSU	3-7	3-7	T-7th/GAC
2015	SWOSU	8-4	8-3	T-2nd/GAC
2016	SWOSU	5-6	5-6	7th/GAC

he spent two years on the other side of Kansas, serving as the Special Teams Coordinator, Linebackers Coach and Video Coordinator for Garden City CC.

While at Garden City, Gibson helped the Broncbusters to a 7-4 record in 2012 and a No. 20 final National Junior College Athletic Association (NJCAA) national ranking after they defeated No. 7 Copiah-Lincoln in the 2012 Mississippi Bowl. While working at Garden City, Gibson was also a member of the KJCCC Coaching Staff of the Year in 2012 and he coached six players to all-conference status and one All-American return specialist – Tyreek Hill. Additionally, he guided three special team players that earned conference or national player of the week awards during his two seasons.

The first full-time collegiate job for Gibson came at Blinn College, where he served as the Linebackers Coach and Video Coordinator for the 2010 season under head coach Brad Franchione. Gibson had four linebackers earn All-SWJCF, including the SWJCF Defensive Player of the Year and NJCAA All-American Princeton Jackson. The Buccaneers went on to finish the season ranked No. 10 in the national NJCAA poll after defeating No. 4 Arizona Western in the C.H.A.M.P.S Heart of Texas Bowl.

Gibson spent six seasons coaching high school football in Oklahoma at Putnam City HS and El Reno HS prior to returning to the college ranks. He was the defensive coordinator for his final three seasons with the Pirates, helping the school to two OSSAA quarterfinal appearances and he coached two players that earned Linebacker of the Year Awards for District 6A-2 (2008 & 2009) and he had 14 players earn postseason accolades during his five seasons.

Gibson started his coaching career at his alma mater, Central Oklahoma, where he served as a graduate assistant in 2002-03, assisting with the linebackers and defensive line. He had various recruiting and administrative duties while with the Bronchos and he was a member of the coaching staff in 2003 as UCO advanced to the NCAA Division II playoff quarterfinals.

A native of Ashland, Kan., Gibson holds two degrees from the University of Central Oklahoma, where he earned a bachelor's degree in Social Studies Education in 2000 and a master's degree of Adult Education in 2003. He and his wife, Jennifer, were married in 2016 and they reside in Weatherford.



## JUSTIN ISKE

### OFFENSIVE LINE COACH

### 3TH SEASON

Justin Iske enters his third season as a member of the SWOSU Football coaching staff, where he will again serve as the Bulldogs offensive line coach in 2017.

In two seasons with the Bulldogs, Iske has helped to drastically improve SWOSU's offensive production, including the top two single-season rushing touchdown totals of the NCAA Division II era. Additionally, Iske has tutored three offensive linemen who earned All-Great American Conference honors along with two CoSIDA Academic All-District selections.

SWOSU set a new single-season school record by averaging 4.57 yards per rush in 2016 behind Kartrell Henderson, a Second Team All-GAC selection after rushing for 881 yards and a single-season school record 17 touchdowns. The Bulldogs offensive line was anchored by All-GAC honorees Garrett Luke (Second Team) and Kevin Blessing (Honorable Mention) while Brandon Roe earned CoSIDA Academic All-District honors.

Iske's first season with the Bulldogs was a breakthrough for the program as SWOSU finished second place in the Great American Conference and earned a berth in the 2015 Live United Texarkana Bowl – the program's first postseason game since joining NCAA Division II.

A 20-year veteran of the coaching profession, Iske came to Weatherford after coaching the offensive line at Fort Hays State for the four seasons. While at FHSU, Iske helped the Tigers increase their win total in all four seasons while mentoring eight All-MIAA selections and one All-Super Region 3 honoree. During Iske's tenure in Hays, the FHSU offensive line helped produce an average of better than 2,000 yards rushing and 2,000 passing per season.

Iske is no stranger to the state of Oklahoma after spending two seasons at Northwestern Oklahoma State as the offensive coordinator, special teams coordinator and offensive line coach. The Rangers won a CSFL Championship and advanced to the NAIA Playoffs in 2010, his final season in Alva, and had an overall record of 15-6 during his two seasons. Iske helped five offensive linemen – including former SWOSU graduate assistant Adam Aguirre - to All-CSFL honors in two seasons.

## THE ISKE FILE

### EDUCATION

College University of Nebraska-Omaha  
BS, Mathematics, 1999  
MS, Public Administration, 2001

### COACHING EXPERIENCE

2015-Present	Offensive Line	SWOSU
2011-14	Offensive Line	Fort Hays State
2009-10	Offensive Coordinator	Northwestern Okla. State
2008	Offensive Line/Tight Ends	Fort Scott (Kan.) CC
2006-07	Offensive Line/Tight Ends	Southwest Minn. State
2003-05	Assistant Coach	Northern State
2002	Offensive Line/Tight Ends	Midland Lutheran
1996-01	Student & Graduate Assistant	Nebraska-Omaha

### COACHING CAREER

Year	School	Record	Conf.	Finish
2002	Midland Lutheran	4-7	3-5	7th/GPAC
2003	Northern State	7-4	5-3	T-4th/NSIC
2004	Northern State	6-5	5-2	T-2nd/NSIC
2005	Northern State	6-5	5-2	3rd/NSIC
2006	SW Minn. State	4-7	3-5	T-6th/NSIC
2007	SW Minn. State	2-9	2-7	T-8th/NSIC
2008	Fort Scott CC	9-2	6-1	2nd/KJCCC
2009	Northwestern Okla.	7-3	5-0	1st/CSFL
2010	Northwestern Okla.	8-3	5-0	1st/CSFL
2011	Fort Hays State	4-7	3-6	T-6th/MIAA
2012	Fort Hays State	5-6	4-6	T-9th/MIAA
2013	Fort Hays State	6-5	4-5	8th/MIAA
2014	Fort Hays State	7-4	7-4	T-4th/MIAA
2015	SWOSU	8-4	8-3	T-2nd/GAC
2016	SWOSU	5-6	5-6	7th/GAC

Iske spent the 2008 season at Fort Scott (Kan.) Community College where he served as the special teams coordinator while coaching the tight ends and offensive line. The Greyhounds finished 9-2 that season and ranked No. 6 in the National Junior College Athletic Association (NJCAA) following a victory in the Heart of Texas Bowl.

Before coming to Fort Scott, Iske spent two seasons as the offensive line and tight ends coach at Southwest Minnesota State while also serving as the Mustangs recruiting coordinator. He coached five all-conference offensive lineman and an all-region tight end during his stint with SMSU.

Iske also spent three seasons at another Northern Sun Intercollegiate Conference (NSIC) school, Northern State in Aberdeen, S.D., as an assistant under coach Ken Heupel from 2003-05. While at NSU, Iske helped the Wolves set more than a dozen school records while leading the nation in total offense in 2003 and appearing in the 2004 Mineral Water Bowl.

He spent the 2002 season at Midland Lutheran College – an NAIA school in Nebraska – as the offensive line and tight ends coach, helping four players to all-conference recognition while producing the first 1,000-yard rusher at the school in more than 20 years.

From 1996-2001, Iske got his coaching career started at Nebraska-Omaha. He played for the Mavericks for two seasons before a knee injury in the spring of 1996 ended his playing career. He then spent the 1996-98 seasons as a student assistant for UNO before joining the staff as a graduate assistant from 1999-2001. As a graduate assistant, Iske worked with the tight ends and offensive line while also serving as the Mavericks video coordinator.

A native of Omaha, Iske graduated from the University of Nebraska-Omaha in 1999 with a Bachelor of General Studies with an emphasis on Mathematics. He later received a Master's Degree in Public Administration with emphasis in Public Management from UNO in 2001. Iske and his wife, Kelley, have one son, Hunter.



## **JON GARFIELD**

### **QUARTERBACKS COACH**

### **4TH SEASON**

Jon Garfield enters his fourth season with the SWOSU football coaching staff and his third year as a full-time assistant in 2017. Garfield will be coaching the SWOSU quarterbacks for the second straight season after working with the Bulldogs wide receivers the past two years.

During his time on staff, Garfield has seen a drastic improvement in the SWOSU offense, with the Bulldogs putting up two of the top three seasons for passing yards in school history. Last season, SWOSU quarterback Marc Evans set a new single-season school record with 3,048 passing yards and he finished his two-year career with the Bulldogs after tossing 47 touchdown passes.

In Garfield's first season as full-time coach at SWOSU, he helped the Bulldogs set a new single-season school record by averaging 32.2 points per game. The offensive resurgence helped SWOSU earn a berth in the 2015 Live United Texarkana Bowl – the first NCAA postseason game in school history.

Garfield, who was promoted to a full-time coach at SWOSU after serving as a graduate assistant in 2014, has tutored four wide receivers who have garnered All-Great American Conference honors at SWOSU, including All-American D.J. Jones, a two-time All-GAC selection as wide receiver who also earned accolades for his punt returns. Three receivers coached by Garfield – Jones (2015-16), Brad Smithey (2014) and Teverick Boyd (2014-15) rank in the top ten at SWOSU for career receiving yards and receptions.

Garfield previously spent two seasons at Menlo College coaching wide receivers, assisting with an offense that averaged 168.9 passing yards per game. He tutored three players who have earned invites to postseason all-star games, with one competing in the NAIA vs. DII Bowl and two in the All-American Bowl in the past two years.

## **THE GARFIELD FILE**

### **EDUCATION**

College	Menlo College
Bachelors, Management, 2013	SWOSU
Masters, Sports Management, 2017	

### **PLAYING EXPERIENCE**

2007-08	Chadron State
2004-05	De Anza Junior College

### **COACHING EXPERIENCE**

2016-Present	Quarterbacks	SWOSU
2015	Wide Receivers	SWOSU
2014	Graduate Assistant (WRs)	SWOSU
2012-13	Wide Receivers/Special Teams	Menlo College
2011	Player Personnel Assistant	San Jose Sabercats
2010-11	Assistant Coach/Special Teams	Oak Grove HS
2009	Offensive Coordinator	Prospect HS
2008	Offensive Coordinator	Lynbrooks HS

### **COACHING CAREER**

<b>Year</b>	<b>School</b>	<b>Record</b>	<b>Conf.</b>	<b>Finish</b>
2012	Menlo College	4-6	-	-
2013	Menlo College	5-5	-	-
2014	SWOSU	3-7	3-7	T-7th/GAC
2015	SWOSU	8-4	8-3	T-2nd/GAC
2016	SWOSU	5-6	5-6	7th/GAC

Before entering coaching at the collegiate level, Garfield spent the 2011 season as a player personnel assistant with the San Jose Sabercats of the Arena Football League and four years coaching at the high school level in California. He was an assistant coach and special teams coordinator at Oak Grove HS (2010-11) for two seasons, spent 2009 as the offensive coordinator at Prospect HS and he held the same position for Lynbrook HS in 2008.

As a player, Garfield spent two years as the quarterback for De Anza Junior College in California before transferring to Chadron State (Neb.) College where he spent the 2007 season with the Eagles.

A native of Cupertino, Calif., Garfield completed his bachelor's degree in Management from Menlo College in 2013 and he is now pursuing a master's degree from SWOSU.



## HANK CAMPBELL

### DEFENSIVE BACKS COACH 1ST SEASON

Hank Campbell is the newest member of the SWOSU Football coaching staff, joining the Bulldogs as the Defensive Backs coach for the 2017 season.

Campbell joins the Bulldogs with 18 years of coaching experience at the collegiate and high school levels, including the last three years coaching in the state of Oklahoma. For the past two seasons, Campbell has served as the Defensive Coordinator at Bacone College after spending the 2014 season coaching linebackers at Langston University.

Before joining the collegiate coaching ranks, Campbell had a long, successful tenure as a high school coach in South Carolina, where he held a variety of positions from 2002-13, including one season as a head coach at Charleston Collegiate High School. He also has six seasons of experience as a defensive coordinator along with one year of offensive coordinator to his credit.

Campbell got his start in coaching at East Tennessee State, where he coached defensive ends for the Bucs for two seasons in 1997-98.

As a player, Campbell was a four-year letterwinner and three-year starter at linebacker for the South Carolina Gamecocks from 1991-95. In his time with the Gamecocks, Campbell played in one bowl game and he served as a team captain during his senior season.

A native of James Island, S.C., Campbell earned his bachelor's degree in Criminal Justice from the University of South Carolina in 1995.

## THE CAMPBELL FILE

### EDUCATION

College University of South Carolina  
BS, Criminal Justice, 1995

### PLAYING EXPERIENCE

1991-95 South Carolina  
Four-year letterwinner  
Three-year starter  
Team Captain (1995)


### COACHING EXPERIENCE

2017-Present	Defensive Backs	SWOSU
2015-16	Defensive Coordinator	Bacone
2014	Linebackers	Langston
2012-13	Defensive Backs	Colleton County HS
2008	Head Coach	Charleston Collegiate HS
2006-07	Defensive Coordinator	Charleston Collegiate HS
2003-05	Defensive Coordinator/LBs	West Ashley HS
2002	Defensive Coordinator/LBs	Battery Creek HS
1997-98	Defensive Ends	East Tennessee State


### COACHING CAREER

Year	School	Record	Conf.	Finish
1997	ETSU	7-4	5-3	3rd/Southern
1998	ETSU	4-7	3-5	6th/Southern
2014	Langston	7-4	5-0	1st/CSFL
2015	Bacone	2-9	2-4	T-4th/CSFL
2016	Bacone	2-8	2-4	T-4th/CSFL

# GRADUATE ASSISTANT COACHES



**ROBERT ADAN**  
Wide Receivers



**RYAN FELLER**  
Linebackers



**JULIAN WASHINGTON**  
Cornerbacks



**GREGORY NWOKO**  
Running Backs

## SWOSU FOOTBALL ASSISTANT COACHES (1976 - PRESENT)

### Full-Time Assistants

Roy Bell	.....	1977
Ed Buffum	.....	1979-85
<b>Hank Campbell</b>	.....	<b>2017-Present</b>
Mike Clyde	.....	1987-88
John Cosgrove	.....	1978
Bob Densmore	.....	1978-79
Jonathan Darby	.....	2014-16
Steve Day	.....	2012-14
Cecil Devine	.....	1967-76
<b>Jon Garfield</b>	.....	<b>2015-Present</b>
Russell Gaskamp	.....	2006-08
Larry Geurkink	.....	1977-81
<b>Eric Gibson</b>	.....	<b>2014-Present</b>
Dustin Hada	.....	2009-14
Brett Hauser	.....	2004-05
Todd Helton	.....	1993-13
Steve Hilterbran	.....	1985-86
Randy Huffstickler	.....	1986
<b>Justin Iske</b>	.....	<b>2015-Present</b>
Dick Kaiser	.....	1977-78
Jerry Keeling	.....	1997-03
Larry Kueck	.....	1980
Bob Mazie	.....	1976-77
Steve Mullins	.....	1986-87
Nelson Perkins	.....	1989-91
Jim Phillips	.....	1981-83

Rocky Powell	.....	1986-05
Judd Remmers	.....	2006-08
Woody Roof	.....	1979-83
Charles Teasley	.....	1998
Jim Thomas	.....	1971-77
Ted Thomas	.....	1976
Toby Trotter	.....	2009-13
Mike Whaley	.....	1983-85
Steve Williams	.....	1989-98

### Graduate Assistants

<b>Robert Adan</b>	.....	<b>2016-present</b>
Adam Aguirre	.....	2012-13
Lucas Aslin	.....	2000-01
Charles Black	.....	2006-07
Kyle Bolyard	.....	1986
Nathan Butler	.....	2016
Bill Byford	.....	1990
Dee Dee Carter	.....	2004
Stephen Coleman	.....	2010
Michael Collins	.....	2012-13
Jim Cummings	.....	1984
Jonathan Darby	.....	2013
Steve Day	.....	2010-11
Chez Evans	.....	1983
<b>Ryan Feller</b>	.....	<b>2016-Present</b>
Chuck Felts	.....	1997
Jon Garfield	.....	2014

Woody Glass	.....	1989-90
D.K. Guyton	.....	1985
Nate Haremza	.....	2015-16
Gary Harper	.....	1982, 84
Todd Helton	.....	1991-92
Danny Howard	.....	2006
Todd Hudson	.....	1989-91
Todd Kerkhoff	.....	1992
Luke Jaicks	.....	2014
Eric Johnson	.....	2006
Al Kilgore	.....	1982
Jim Lamb	.....	1984
Buddy McBride	.....	1984
Tony McFarland	.....	1983
Doug Melton	.....	1986-87
Louis Mendoza	.....	1979-80
Tom Middlebrooks	.....	1983-84
Jeff Mills	.....	1987-88
Jeff Morris	.....	1989
Jason Munoz	.....	2005-06
Tod Nix	.....	1983

Anthony Randle	.....	2010
Bradley Reents	.....	2009-10
Judd Remmers	.....	2005
Fred Rezaie	.....	1985
Brian Robertson	.....	2005-08
Rick Roop	.....	1982
Tony Savino	.....	2011-12
Scott Seybold	.....	2002
Austin Smithey	.....	2013
Roderic Smith	.....	2011
Carlton Stewart	.....	2014-15
Rod Taylor	.....	2008
Scott Taylor	.....	2003
Greg Thrasher	.....	2015
Kenry Tolbert	.....	2014
<b>Julian Washington</b>	....	<b>2017-Present</b>
Dee Wilhelm	.....	1991
Pete Wilkening	.....	2006-07
Don Willis	.....	1981
Mike Whaley	.....	1978
Alex Wierzbicki	.....	2015-16

<b>Gregory Nwoko</b>	.....	<b>2017-Present</b>
Stephen Papp	.....	2009
Nelson Perkins	.....	1987-88
Roy Piper	.....	1985
David Potts	.....	1997-98
Russell Radford	.....	2002-04

# SWOSU COACHING HISTORY

YEARS	COACH	RECORD	WIN PCT
1905-06	Len Whitcomb	1-2-0	.333
1907	Edward Hickox	0-3-1	.125
1909	Adolph Shultz	2-3-0	.400
1910-13	Moses Gaskell	4-7-0	.364
1913	Howard Cross	0-0-1	.500
1914-15	Claude Reeds	3-7-1	.350
1916-17	Sam Burton	3-11-0	.214
1918-21	John Lance	12-14-3	.466
1922-25	Carl Voyles	19-15-1	.557
1926-31	Joe Milam	21-25-8	.435
1932-38	Rankin Williams	31-30-7	.507
1939-48	Jake Spann	30-22-5	.570
1949-50	Keith Ransport	9-10-0	.474
1951	W.C. Whiteside	4-7-0	.364
1952-57	Joe Metcalf	32-21-2	.600
1958-63	J.W. Cole	17-39-2	.310
1964-77	Otis Delaporte	89-54-2	.620
1978-85	Bob Mazie	39-37-2	.513
1986-2004	Paul Sharp	93-100-1	.482
2005-08	Ryan Held	16-28-0	.364
2009-Pres.	Dan Cocannouer	34-53-0	.391
<b>108 Years</b>	<b>21 Coaches</b>	<b>459-488-36</b>	<b>.485</b>

## NCAA DIVISION II ONLY

1997-2004	Paul Sharp	33-49	.402
2005-08	Ryan Held	16-28	.364
2009-Pres.	Dan Cocannouer	34-53	.391
<b>20 Years</b>	<b>3 Coaches</b>	<b>83-130</b>	<b>.390</b>

## TOP 10 WINNING PERCENTAGES (MIN. 2 YRS)

YEARS	COACH	RECORD	WIN PCT
1964-77	Otis Delaporte	89-54-2	.620
1952-57	Joe Metcalf	32-21-2	.600
1939-48	Jake Spann	30-22-5	.570
1922-25	Carl Voyles	19-15-1	.557
1978-85	Bob Mazie	39-37-2	.513
1932-38	Rankin Williams	31-30-7	.507
1986-2004	Paul Sharp	93-100-1	.482
1949-50	Keith Ransport	9-10-0	.474
1918-21	John Lance	12-14-3	.466
1926-31	Joe Milam	21-25-8	.435

## RANKED BY WINS

COACH	YEARS	WINS
Paul Sharp	1986-2004	93
Otis Delaporte	1964-77	89
Bob Mazie	1978-85	39
<b>Dan Cocannouer</b>	<b>2009-Pres.</b>	<b>34</b>
Joe Metcalf	1952-57	32
Rankin Williams	1932-38	31
Jake Spann	1939-48	30
Joe Milam	1926-31	21
Carl Voyles	1922-25	19
J.W. Cole	1958-63	17
Ryan Held	2005-08	16
John Lance	1918-21	12
Keith Ransport	1949-50	9
Moses Gaskell	1910-13	4
W.C. Whiteside	1951	4
Claude Reeds	1914-15	3
Sam Burton	1916-17	3
Adolph Shultz	1909	2
Len Whitcomb	1905-06	1

# PRESEASON DEPTH CHART

## OFFENSE

<b>WR</b>	<b>8</b>	<b>J.R. Omigie</b>	<b>6-2</b>	<b>175</b>	<b>Jr.</b>	<b>Arlington, Texas</b>
	13	Marcellous Dowell	6-3	190	So.	Cache, Okla.
<b>WR</b>	<b>4</b>	<b>Dillon Bauer</b>	<b>5-10</b>	<b>180</b>	<b>R-Jr.</b>	<b>Willis, Texas</b>
	82	Kellan Smith	6-1	190	R-Fr.	Hobart, Okla.
<b>LT</b>	<b>75</b>	<b>Garrett Luke</b>	<b>6-3</b>	<b>285</b>	<b>Sr.</b>	<b>Willis, Texas</b>
	71	Chandler Pavlik	6-7	320	R-Fr.	Fort Worth, Texas
<b>LG</b>	<b>76</b>	<b>Brandon Roe</b>	<b>6-3</b>	<b>285</b>	<b>Jr.</b>	<b>Choctaw, Okla.</b>
	77	Tristyn Close	6-7	385	So.	Stroud, Okla.
<b>C</b>	<b>56</b>	<b>Justin Bigelow</b>	<b>6-0</b>	<b>275</b>	<b>Jr.</b>	<b>Denison, Texas</b>
	69	Ace McMahan	6-1	275	Jr.	Ringling, Okla.
<b>RG</b>	<b>73</b>	<b>Kevin Blessing</b>	<b>6-2</b>	<b>310</b>	<b>Sr.</b>	<b>Flower Mound, Texas</b>
	78	Robert Ricks	6-3	290	Jr.	San Jose, Calif.
<b>RT</b>	<b>68</b>	<b>Elijah Britton</b>	<b>6-5</b>	<b>330</b>	<b>So.</b>	<b>Keller, Texas</b>
	79	Parrish Grant	6-3	320	Sr.	Stockton, Calif.
<b>TE</b>	<b>17</b>	<b>Dylan Power</b>	<b>6-5</b>	<b>225</b>	<b>R-Sr.</b>	<b>North Las Vegas, Nev.</b>
	28	Alex Ramirez	6-2	220	So.	Fort Worth, Texas
<b>RB</b>	<b>7</b>	<b>Kartrell Henderson</b>	<b>5-11</b>	<b>205</b>	<b>Jr.</b>	<b>Moore, Okla.</b>
	9	Cedric Cooper	5-11	180	Jr.	Seattle, Wash.
<b>QB</b>	<b>11</b>	<b>Tyler Marr</b>	<b>6-3</b>	<b>195</b>	<b>So.</b>	<b>Beggs, Okla.</b>
or	6	Casey Freeman	6-2	185	R-So.	Newcastle, Okla.
or	1	Joel Blumenthal	6-1	200	Sr.	Edmond, Okla.
<b>WR</b>	<b>18</b>	<b>Derrick Styles</b>	<b>6-3</b>	<b>190</b>	<b>Sr.</b>	<b>Arlington, Texas</b>
	88	Saivion McCauley	6-1	200	R-Fr.	Dallas, Texas

## DEFENSE

<b>DE</b>	<b>96</b>	<b>Dustin Johnson</b>	<b>6-3</b>	<b>235</b>	<b>Jr.</b>	<b>Taylor, Texas</b>
	41	Tyriek Lusk	6-2	235	So.	Arlington, Texas
<b>NG</b>	<b>99</b>	<b>Tyler Follis</b>	<b>6-2</b>	<b>320</b>	<b>Jr.</b>	<b>Edmond, Okla.</b>
	59	Colten Buie	6-3	275	So.	San Angelo, Texas
<b>DT</b>	<b>97</b>	<b>Dejai Johnson</b>	<b>5-11</b>	<b>260</b>	<b>So.</b>	<b>Midwest City, Okla.</b>
	90	Jonathan Harris	6-0	275	R-Fr.	Tulsa, Okla.
<b>DE</b>	<b>49</b>	<b>TJ Harris</b>	<b>6-2</b>	<b>225</b>	<b>Jr.</b>	<b>Midfield, Ala.</b>
	94	Bailey McKay	6-0	245	So.	Claremore, Okla.
<b>DAWG</b>	<b>35</b>	<b>Dominic Blue</b>	<b>6-1</b>	<b>210</b>	<b>So.</b>	<b>Roland, Okla.</b>
	30	Braden Sweet	5-10	195	So.	Perry, Okla.
or	39	Gerald White	5-8	165	So.	Tipton, Okla.
<b>LB</b>	<b>54</b>	<b>Austin Loomis</b>	<b>6-1</b>	<b>235</b>	<b>Jr.</b>	<b>Edmond, Okla.</b>
	33	Julian Cole	6-1	220	R-Sr.	Kansas City, Kan.
<b>LB</b>	<b>21</b>	<b>Clay Wilkerson</b>	<b>5-10</b>	<b>205</b>	<b>So.</b>	<b>Rockwall, Texas</b>
	43	Dalton Cooper	6-0	205	R-Fr.	Tuttle, Okla.
<b>CB</b>	<b>3</b>	<b>BJ Kellogg</b>	<b>5-10</b>	<b>190</b>	<b>Sr.</b>	<b>North Minneapolis, Minn.</b>
	23	Terry McMillon	6-2	195	Jr.	Daytona, Fla.
<b>SS</b>	<b>10</b>	<b>Jaytron Phillips</b>	<b>6-0</b>	<b>200</b>	<b>So.</b>	<b>Fort Worth, Texas</b>
	2	Ethan Savoy	6-0	200	Jr.	Douglass, Kan.
<b>FS</b>	<b>26</b>	<b>Skye Singleton</b>	<b>6-1</b>	<b>185</b>	<b>So.</b>	<b>Fort Worth, Texas</b>
	27	Shecari Johnson	5-11	180	Sr.	Pittsburg, Calif.
<b>CB</b>	<b>14</b>	<b>Quinton Gale</b>	<b>5-11</b>	<b>175</b>	<b>So.</b>	<b>Arlington, Texas</b>
	25	Jelani Heath	5-11	165	R-Fr.	Carrollton, Texas

## SPECIAL TEAMS

<b>K</b>	<b>16</b>	<b>Dalton Jackson</b>	<b>5-11</b>	<b>165</b>	<b>Sr.</b>	<b>Willis, Texas</b>
<b>P</b>	<b>16</b>	<b>Dalton Jackson</b>	<b>5-11</b>	<b>165</b>	<b>Sr.</b>	<b>Willis, Texas</b>
<b>LS</b>	<b>47</b>	<b>Zach Moore</b>	<b>6-0</b>	<b>220</b>	<b>Jr.</b>	<b>Kingfisher, Okla.</b>
<b>H</b>	<b>4</b>	<b>Dillon Bauer</b>	<b>5-10</b>	<b>180</b>	<b>R-Jr.</b>	<b>Willis, Texas</b>
<b>KR</b>	<b>7</b>	<b>Kartrell Henderson</b>	<b>5-11</b>	<b>205</b>	<b>Jr.</b>	<b>Moore, Okla.</b>
	22	Sheldon Wilson	5-11	190	Sr.	Anadarko, Okla.
<b>PR</b>	<b>9</b>	<b>Cedric Cooper</b>	<b>5-11</b>	<b>180</b>	<b>Jr.</b>	<b>Seattle, Wash.</b>

## RETURNING EXPERIENCE

Player	Games Played	2014	2015	2016	Career Starts
Austin Loomis	30	10	12	8	27
Garrett Luke	30	7	12	11	27
Dalton Jackson	26	10	5	11	0
Derrick Styles	25	4	10	11	17
Kevin Blessing	23	0	12	11	23
Dominic Blue	23	-	12	11	1
Kartrell Henderson	23	-	12	11	12
Dejai Johnson	23	-	12	11	4
JR Omigie	23	-	12	11	17
Quinton Gale	22	-	12	10	4
Clay Wilkerson	22	-	11	11	0
Zach Moore	21	-	11	10	0
Brandon Roe	19	-	8	11	17
Dustin Johnson	18	0	8	10	10
Daylan Dial	17	2	7	8	0
Tyler Follis	17	10	3	4	15
Justin Bigelow	15	-	4	11	14
Dylan Power	14	-	12	2	4
Bailey McKay	12	-	7	5	1
Julian Cole	11	-	11	-	0
Ace McMahan	11	-	3	8	4
TJ Harris	11	-	-	11	10
Terry McMillon	11	-	-	11	2
Braden Sweet	11	-	-	11	0
Tyriek Lusk	10	-	-	10	1
Kedron Banks	9	5	4	-	0
Elijah Britton	9	-	-	9	7
Malcolm Davis	9	-	-	9	0
BJ Kellogg	9	-	-	9	7
Skye Singleton	8	-	-	8	0
Parrish Grant	7	-	-	7	0
Jaytron Phillips	6	-	-	6	0
Alex Ramirez	6	-	-	6	0
Sheldon Wilson	5	-	-	5	0
Marcellous Dowell	4	-	-	4	0
Tristyn Close	3	-	-	3	0
Tyler Marr	3	-	-	3	0
Gerald White	3	-	-	3	0
Corey Ganz	2	-	-	2	0
Rashad Jackson	2	-	-	2	0
Jakeldon Babers	1	0	1	-	0
Jelani Heath	1	-	-	1	0



# 2017 OPPONENT PROFILES

## ARKANSAS-MONTICELLO

**Saturday, Sept. 2, 6:00 pm**  
**Monticello, Ark. (Cotton Boll Stadium)**

### UNIVERSITY INFORMATION

School: ..... University of Arkansas at Monticello  
 Location: ..... Monticello, Ark.  
 Founded: ..... 1909  
 Enrollment: ..... 3,700  
 Nickname: ..... Boll Weevils  
 School Colors: ..... Kelly Green & White  
 Field: ..... Willis "Convoy" Leslie Cotton Boll Stadium  
 Playing Surface: ..... Grass  
 Capacity: ..... 4,500  
 Conference: ..... Great American Conference  
 President: ..... Karla Hughes  
 Athletic Director: ..... John Harvey

### TEAM INFORMATION

Head Coach: ..... Hud Jackson  
 Record (at school): ..... 18-47 (6 years)  
 Record (Overall): ..... 18-47 (6 years)

### SERIES HISTORY

Date	Location	Result
11/12/11	Monticello	L 21-35
11/3/12	Weatherford	W 38-21
9/28/13	Weatherford	W 35-17
9/27/14	Monticello	L 14-33
9/12/15	Weatherford	W 50-20
9/10/16	Monticello	L 28-35

All-Time: 3-3  
 In Weatherford: 3-0  
 In Monticello: 0-3

## OUACHITA

**Saturday, Sept. 9, 6:00 pm**  
**Weatherford, Okla. (ASAP Energy Field)**

### UNIVERSITY INFORMATION

School: ..... Ouachita Baptist University  
 Location: ..... Arkadelphia, Ark.  
 Founded: ..... 1886  
 Enrollment: ..... 1,700  
 Nickname: ..... Tigers  
 School Colors: ..... Purple & Gold  
 Field: ..... Cliff Harris Stadium  
 Playing Surface: ..... Natural Grass  
 Capacity: ..... 5,800  
 Conference: ..... Great American Conference  
 President: ..... Dr. Ben Sells  
 Athletic Director: ..... David Sharp

### TEAM INFORMATION

Head Coach: ..... Todd Knight  
 Record (at school): ..... 92-90 (17 years)  
 Record (Overall): ..... 120-122-2 (23 years)

### SERIES HISTORY

Date	Location	Result
10/15/11	Weatherford	L 38-48
10/5/12	Arkadelphia	L 12-33
10/5/13	Weatherford	L 14-31
10/4/14	Arkadelphia	L 21-54
9/19/15	Weatherford	W 58-38
9/17/16	Arkadelphia	L 28-48

All-Time: Ouachita Leads 9-4  
 D2 Era: 3-6  
 In Weatherford: 4-3  
 In Arkadelphia: 0-6

## SOUTHERN ARKANSAS

**Saturday, Sept. 16, 6:00 pm**  
**Magnolia, Ark. (Wilkins Stadium)**

### UNIVERSITY INFORMATION

School: ..... Southern Arkansas University  
 Location: ..... Magnolia, Ark.  
 Founded: ..... 1909  
 Enrollment: ..... 3,382  
 Nickname: ..... Muleriders  
 School Colors: ..... Royal Blue & Old Gold  
 Field: ..... Wilkins Stadium  
 Playing Surface: ..... RealGrass Turf  
 Capacity: ..... 6,000  
 Conference: ..... Great American Conference  
 President: ..... Dr. Trey Berry  
 Athletic Director: ..... Steve Browning

### TEAM INFORMATION

Head Coach: ..... Bill Keopple  
 Record (at school): ..... 42-42 (9 years)  
 Record (Overall): ..... 42-42 (9 years)

### SERIES HISTORY

Date	Location	Result
9/10/11	Weatherford	L 22-31
9/22/12	Magnolia	L 34-35
9/21/13	Magnolia	L 17-20
9/20/14	Weatherford	W 27-24
9/5/15	Magnolia	L 24-28
9/1/16	Weatherford	L 17-21

All-Time: SAU leads 5-1  
 In Weatherford: 1-2  
 In Magnolia: 0-3

## HENDERSON STATE

**Saturday, Sept. 23, 6:00 pm**  
**Weatherford, Okla. (ASAP Energy Field)**

### UNIVERSITY INFORMATION

School: ..... Henderson State University  
 Location: ..... Arkadelphia, Ark.  
 Founded: ..... 1890  
 Enrollment: ..... 3,500  
 Nickname: ..... Reddies  
 School Colors: ..... Red & Gray  
 Field: ..... Carpenter-Haygood Stadium  
 Playing Surface: ..... GeoSurface  
 Capacity: ..... 9,600  
 Conference: ..... Great American Conference  
 President: ..... Dr. Glen Jones, Jr.  
 Athletic Director: ..... Shawn Jones

### TEAM INFORMATION

Head Coach: ..... Scott Maxfield  
 Record (at school): ..... 88-43 (12 years)  
 Record (Overall): ..... 116-54 (16 years)

### SERIES HISTORY

Date	Location	Result
9/17/11	Arkadelphia	W 17-13
9/29/12	Weatherford	L 22-50
10/12/13	Arkadelphia	L 17-45
10/11/14	Weatherford	L 14-28
9/26/15	Arkadelphia	L 0-33
9/24/16	Weatherford, Okla.	L 17-45

All-Time: HSU Leads 6-2  
 D2 Era: 1-5  
 In Weatherford: 1-3  
 In Arkadelphia: 1-4

## EAST CENTRAL

**Saturday, Sept. 30, 6:00 pm**  
**Weatherford, Okla. (ASAP Energy Field)**

### UNIVERSITY INFORMATION

School: ..... East Central University  
 Location: ..... Ada, Okla.  
 Founded: ..... 1909  
 Enrollment: ..... 4,800  
 Nickname: ..... Tigers  
 School Colors: ..... Orange & Black  
 Field: ..... Norris Field  
 Playing Surface: ..... Turf  
 Capacity: ..... 5,000  
 Conference: ..... Great American Conference  
 President: ..... Dr. Katricia Pierson  
 Athletic Director: ..... Dr. Jeff Williams

### TEAM INFORMATION

Head Coach: ..... Tim McCarty  
 Record (at school): ..... 46-61 (10 years)  
 Record (Overall): ..... 69-89 (15 years)

### SERIES HISTORY

Date	Location	Result
10/8/11	Weatherford	L 12-29
9/15/12	Weatherford	W 13-10
10/26/13	Weatherford	L 21-24
10/25/14	Ada	L 13-36
10/10/15	Weatherford	W 38-31
10/8/16	Ada	W 41-7

All-Time: ECU Leads 49-43-2  
 D2 Era: 8-12  
 In Weatherford: 5-6  
 In Ada: 3-6

## SOUTHEASTERN OKLAHOMA STATE

**Saturday, Oct. 7, 2:00 pm**  
**Durant, Okla. (Paul Laird Field)**

### UNIVERSITY INFORMATION

School: ..... Southeastern Okla. State University  
 Location: ..... Durant, Okla.  
 Founded: ..... 1909  
 Enrollment: ..... 4,000  
 Nickname: ..... Savage Storm  
 School Colors: ..... Blue & Yellow  
 Field: ..... Paul Laird Field  
 Playing Surface: ..... Field Turf  
 Capacity: ..... 4,500  
 Conference: ..... Great American Conference  
 President: ..... Sean Burrage  
 Athletic Director: ..... Keith Baxter

### TEAM INFORMATION

Head Coach: ..... Bo Atterberry  
 Record (at school): ..... 20-14 (3 years)  
 Record (Overall): ..... 61-42 (9 years)

### SERIES HISTORY

Date	Location	Result
10/1/11	Durant	W 23-20
10/20/12	Durant	L 16-26
10/18/13	Durant	W 37-27
10/18/14	Weatherford	L 24-28
10/3/15	Durant	L 0-8
10/1/16	Weatherford	W 37-33

All-Time: SE Leads 46-36-3  
 D2 Era: 6-14  
 In Weatherford: 2-6  
 In Durant: 4-8

# 2017 OPPONENT PROFILES

## ARKANSAS TECH

**Saturday, Oct. 14, 2:00 pm**
**Weatherford, Okla. (ASAP Energy Field)**
**UNIVERSITY INFORMATION**

School: ..... Arkansas Tech University  
 Location: ..... Russellville, Ark.  
 Founded: ..... 1909  
 Enrollment: ..... 11,379  
 Nickname: ..... Wonder Boys  
 School Colors: ..... Green & Gold  
 Field: ..... Thone Stadium/Buerkle Field  
 Playing Surface: ..... Sprin turf  
 Capacity: ..... 6,500  
 Conference: ..... Great American Conference  
 President: ..... Dr. Robin Bowen  
 Athletic Director: ..... Steve Mullins

**TEAM INFORMATION**

Head Coach: ..... Raymond Monica  
 Record (at school): ..... 23-22 (4 years)  
 Record (Overall): ..... 68-56 (11 years)

**SERIES HISTORY**

Date	Location	Result
11/5/11	Weatherford	W 23-20
10/13/12	Weatherford	L 37-45
9/14/13	Russellville	W 28-17
9/13/14	Weatherford	W 27-23
11/7/15	Russellville	W 28-14
11/5/16	Weatherford	W 24-20

*All-Time: SWOSU Leads 7-6*
*D2 Era: 4-2*
*In Weatherford: 2-2*
*In Russellville: 2-0*

## HARDING

**Saturday, Oct. 29, 2:00 pm**
**Searcy, Ark. (First Security Stadium)**
**UNIVERSITY INFORMATION**

School: ..... Harding University  
 Location: ..... Searcy, Ark.  
 Founded: ..... 1924  
 Enrollment: ..... 6,885  
 Nickname: ..... Bisons  
 School Colors: ..... Black & Gold  
 Field: ..... First Security Stadium  
 Playing Surface: ..... Turf  
 Capacity: ..... 5,000  
 Conference: ..... Great American Conference  
 President: ..... Dr. Bruce McLarty  
 Athletic Director: ..... Greg Harnden

**TEAM INFORMATION**

Head Coach: ..... Paul Simmons  
 Record (at school): ..... 0-0 (1st year)  
 Record (Overall): ..... 0-0 (1st year)

**SERIES HISTORY**

Date	Location	Result
10/22/11	Searcy	L 28-70
11/10/12	Searcy	L 7-38
9/5/13	Weatherford	W 27-23
9/6/14	Searcy	L 6-42
10/31/15	Weatherford	W 21-13
10/29/16	Searcy	L 27-42

*All-Time: Harding Leads 7-5*
*D2 Era: 4-5*
*In Searcy: 2-6*
*In Weatherford: 3-1*

## OKLAHOMA BAPTIST

**Saturday, Oct. 22, 2:00 pm**
**Weatherford, Okla. (ASAP Energy Field)**
**UNIVERSITY INFORMATION**

School: ..... Oklahoma Baptist University  
 Location: ..... Shawnee, Okla.  
 Founded: ..... 1910  
 Enrollment: ..... 1,979  
 Nickname: ..... Bison  
 School Colors: ..... Green & Gold  
 Field: ..... Hurt Field  
 Playing Surface: ..... Natural Grass  
 Capacity: ..... NA  
 Conference: ..... Great American Conference  
 President: ..... David W. Whitlock  
 Athletic Director: ..... Robert Davenport

**TEAM INFORMATION**

Head Coach: ..... Chris Jensen  
 Record (at school): ..... 16-28 (4 years)  
 Record (Overall): ..... 16-28 (4 years)

**SERIES HISTORY**

Date	Location	Result
10/24/15	Shawnee	W 42-14
10/20/16	Weatherford	W 37-35

*All-Time: Series Tied 10-10-2*
*D2 Era: 2-0*
*In Weatherford: 1-0*
*In Shawnee: 1-0*

## SOUTHERN NAZARENE

**Saturday, Oct. 15, 2:00 pm**
**Bethany, Okla. (SNU Football Stadium)**
**UNIVERSITY INFORMATION**

School: ..... Southern Nazarene University  
 Location: ..... Bethany, Okla.  
 Founded: ..... 1899  
 Enrollment: ..... 2,110  
 Nickname: ..... Crimson Storm  
 School Colors: ..... Crimson & White  
 Field: ..... SNU Football Stadium  
 Playing Surface: ..... Turf  
 Capacity: ..... 2,500  
 Conference: ..... Great American Conference  
 President: ..... Dr. Loren P. Gresham  
 Athletic Director: ..... Bobby Martin

**TEAM INFORMATION**

Head Coach: ..... Andy Lambert  
 Record (at school): ..... 2-9 (1 year)  
 Record (Overall): ..... 104-105 (20 years)

**SERIES HISTORY**

Date	Location	Result
10/18/03	Bethany	W 32-6
10/27/12	Weatherford	W 19-12
11/2/13	Weatherford	W 42-14
11/1/14	Bethany	W 27-24 (ot)
10/17/15	Weatherford	W 73-7
10/15/16	Bethany	W 35-14

*All-Time: SWOSU Leads 6-0*
*D2 Era: 6-0*
*In Weatherford: 3-0*
*In Bethany: 3-0*

## NORTHWESTERN OKLAHOMA STATE

**Saturday, Nov. 12, 5:30 pm**
**Weatherford, Okla. (ASAP Energy Field)**
**UNIVERSITY INFORMATION**

School: ..... Northwestern Okla. State University  
 Location: ..... Alva, Okla.  
 Founded: ..... 1897  
 Enrollment: ..... 2,233  
 Nickname: ..... Rangers  
 School Colors: ..... Black & Red  
 Field: ..... Ranger Field  
 Playing Surface: ..... Turf  
 Capacity: ..... 6,000  
 Conference: ..... Great American Conference  
 President: ..... Dr. Janet Cunningham  
 Athletic Director: ..... Brad Franz

**TEAM INFORMATION**

Head Coach: ..... Matt Walter  
 Record (at school): ..... 7-15 (2 years)  
 Record (Overall): ..... 7-15 (2 years)

**SERIES HISTORY**

Date	Location	Result
8/23/07	Weatherford	W 33-7
8/28/08	Alva	W 29-15
9/1/11	Alva	W 31-28
11/16/13	Alva	W 62-17
11/15/14	Weatherford	L 6-28
11/14/15	Alva	W 31-17
11/12/16	Weatherford	W 47-16

*All-Time: SWOSU Leads 52-28-4*
*D2 Era: 6-1*
*In Weatherford: 2-1*
*In Alva: 4-0*



# SWOSU FOOTBALL RECORDS

## PASSING RECORDS

### CAREER (NCAA DIVISION II ONLY)

**Pass attempts**

1.	1510	Dustin Stenta (839-1510-52)	2009-13
2.	1334	Steve Day (692-1334-56)	2005-09
3.	<b>775</b>	<b>Marc Evans (433-775-21)</b>	<b>2015-16</b>
4.	541	Reade Box (284-541-16)	1999-03
5.	432	Josh Allen (236-432-23)	1999-00

**Pass completions**

1.	839	Dustin Stenta (839-1510-52)	2009-13
2.	692	Steve Day (692-1334-56)	2005-09
3.	<b>433</b>	<b>Marc Evans (433-775-21)</b>	<b>2015-16</b>
4.	284	Reade Box (284-541-16)	1999-03
5.	236	Josh Allen (236-432-23)	1999-00

**Passing yards**

1.	9516	Dustin Stenta (839-1510-52)	2009-13
2.	7482	Steve Day (692-1334-56)	2005-09
3.	<b>5729</b>	<b>Marc Evans (433-775-21)</b>	<b>2015-16</b>
4.	4224	Reade Box (284-541-16)	1999-03
5.	3601	Josh Allen (236-432-23)	1999-00

**Passing TDs**

1.	64	Dustin Stenta	2009-13
2.	<b>47</b>	<b>Marc Evans</b>	<b>2015-16</b>
3.	46	Steve Day	2005-09
4.	23	Reade Box	1999-03
5.	17	Josh Allen	1999-00

**Passes Intercepted**

1.	56	Steve Day (692-1334-56)	2005-09
2.	52	Dustin Stenta (839-1510-52)	2009-13
3.	23	Josh Allen (236-432-23)	1999-00
4.	18	Beau Dodson (169-361-18)	2004-06
	18	Matt Stowers (104-289-18)	1998-01

**Pass completion pct**

1.	<b>55.9</b>	<b>Marc Evans</b>	<b>2015-16</b>
2.	55.6	Dustin Stenta	2009-13
3.	54.6	Josh Allen	1999-00
4.	52.5	Reade Box	1999-03
5.	51.9	Steve Day	2005-09

**Passing yards/game**

1.	<b>272.8</b>	<b>Marc Evans (21 games)</b>	<b>2015-16</b>
2.	216.3	Dustin Stenta (44 games)	2009-13
3.	180.1	Josh Allen (20 games)	1999-00
4.	170.0	Steve Day (44 games)	2005-09
5.	150.9	Reade Box (28 games)	1999-03

### SINGLE SEASON (NCAA DIVISION II ONLY)

**Pass attempts**

1.	451	Dustin Stenta (263-451-17)	2011
2.	449	Steve Day (232-449-21)	2009
3.	448	Steve Day (225-448-17)	2008
4.	<b>401</b>	<b>Marc Evans (223-401-13)</b>	<b>2016</b>
5.	397	Dustin Stenta (234-397-10)	2013

**Pass completions**

1.	263	Dustin Stenta (263-451-17)	2011
2.	234	Dustin Stenta (234-397-10)	2013
3.	232	Steve Day (232-449-21)	2009
4.	225	Steve Day (225-448-17)	2008
5.	<b>223</b>	<b>Marc Evans (223-401-13)</b>	<b>2016</b>

**Passing yards**

1.	<b>3048</b>	<b>Marc Evans (223-401-13)</b>	<b>2016</b>
2.	3003	Dustin Stenta (234-397-10)	2013
3.	2869	Dustin Stenta (263-451-17)	2011
4.	2681	Marc Evans (210-374-10)	2015
5.	2561	Steve Day (225-448-17)	2008

**Passing TDs**

1.	27	Dustin Stenta	2013
2.	25	Marc Evans	2015
3.	<b>22</b>	<b>Marc Evans</b>	<b>2016</b>
4.	19	Dustin Stenta	2011
5.	18	Steve Day	2008

**Passes had intercepted**

1.	21	Steve Day (232-449-21)	2009
2.	17	Steve Day (225-448-17)	2008
	17	Dustin Stenta (263-451-17)	2011
4.	15	Dustin Stenta (190-366-15)	2012
	15	Beau Dodson (118-249-15)	2004

**Pass completion pct**

1.	58.9	Dustin Stenta	2013
2.	58.3	Dustin Stenta	2011
3.	56.1	Marc Evans	2015
4.	<b>55.6</b>	<b>Marc Evans</b>	<b>2016</b>
5.	55.6	Josh Allen	2000

**Passing yards/game**

1.	66.7	Mike Freeman	1966
		Pre-NCAA Record	
1.	<b>277.1</b>	<b>Marc Evans (11 games)</b>	<b>2016</b>
2.	273.0	Dustin Stenta (11 games)	2013
3.	268.1	Marc Evans (10 games)	2015
4.	260.8	Dustin Stenta (11 games)	2011
5.	232.8	Steve Day (11 games)	2008

### SINGLE GAME (NCAA DIVISION II ONLY)

**Pass attempts**

1.	63	Dustin Stenta	at Tarleton State, 11/9/13
2.	60	Dustin Stenta	at Southeastern Okla., 10/9/10
3.	56	Steve Day	at Eastern New Mexico, 9/6/08
4.	55	Dustin Stenta	at Ouachita Baptist, 10/5/12
5.	54	Dustin Stenta	Southern Arkansas, 9/10/11
	54	Steve Day	East Central, 10/24/09

**Most passes completed**

1.	39	Dustin Stenta	at Tarleton State, 11/9/13
2.	37	Dustin Stenta	at Henderson State, 9/17/11
3.	36	Dustin Stenta	at Harding, 10/22/11
4.	34	Steve Day	East Central, 10/24/09
5.	31	Dustin Stenta	Ouachita Baptist, 10/15/11
	31	Marc Evans	Ouachita Baptist, 9/19/15

**Highest Completion Pct**

1.	76.2	Reade Box	at Southern Nazarene, 10/18/03
2.	75.9	Dustin Stenta	Southern Nazarene, 11/02/13
3.	73.7	Dustin Stenta	Arkansas-Monticello, 11/3/12
4.	72.2	Brooks Robertson	at Okla. Baptist, 10/24/15
5.	71.9	Marc Evans	Arkansas-Monticello, 9/12/15
	<b>71.9</b>	<b>Marc Evans</b>	<b>at East Central, 10/8/16</b>

**Most passing yards**

1.	445	Dustin Stenta	Ouachita Baptist, 10/15/11
2.	443	Dustin Stenta	at Tarleton State, 11/9/13
3.	438	Dustin Stenta	at Harding, 10/22/11
4.	<b>414</b>	<b>Marc Evans</b>	<b>at East Central, 10/8/16</b>
5.	<b>371</b>	<b>Marc Evans</b>	<b>Arkansas Tech, 11/5/16</b>

**Most touchdown passes**

1.	4	Josh Allen	West Texas A&M, 9/18/99
	4	Dustin Stenta	Ouachita Baptist, 10/15/11
	4	Dustin Stenta	at Harding, 10/22/11
	4	Dustin Stenta	at Arkansas Tech, 9/14/13
	4	Dustin Stenta	at Southeastern 10/18/13
	4	Dustin Stenta	Southern Nazarene, 11/2/13
	4	Dustin Stenta	at Northwestern Okla. 11/16/13
	4	Marc Evans	Ouachita Baptist, 9/19/15
	<b>4</b>	<b>Marc Evans</b>	<b>Northwestern Okla., 11/12/16</b>

**Pre-NCAA Record**

1.	5	Todd Ritz	Panhandle State, 1995
----	---	-----------	-----------------------

**Most passes had intercepted**

1.	5	Marc Evans	at Henderson State, 9/26/15
2.	4	Steve Day	Eastern New Mexico, 9/5/09
3.	3	Five Tied	13 Occurrences

**Longest pass completion**

1.	95	Josh Allen	at Southeastern Okla., 10/16/99
2.	89	Reade Box	at Central Oklahoma, 10/4/03
3.	<b>86</b>	<b>Marc Evans</b>	<b>Southern Arkansas, 9/1/16</b>
4.	82	Dustin Stenta	at Midwestern State, 9/18/10
5.	80	Beau Dodson	Central Oklahoma, 10/2/04
	80	Jimmy Sangster	at Texas A&M-Kings., 9/2/06
	80	Dustin Stenta	Ouachita Baptist, 10/15/11

**Pre-NCAA Record**

1.	99	Brad Woodard	East Central, 1996
----	----	--------------	--------------------

### 400-YARD PASSING GAMES (NCAA II Only)

445	Dustin Stenta	Ouachita Baptist, 10/15/11
443	Dustin Stenta	at Tarleton State, 11/9/13
438	Dustin Stenta	at Harding, 10/22/11
414	<b>Marc Evans</b>	<b>at East Central, 10/8/16</b>

### 300-YARD PASSING GAMES (NCAA II Only)

371	<b>Marc Evans</b>	<b>Arkansas Tech, 11/5/16</b>
369	Marc Evans	East Central, 10/10/15
365	Josh Allen	at Southeastern Okla., 10/16/99
365	Marc Evans	Ouachita Baptist, 9/19/15
362	<b>Marc Evans</b>	<b>Oklahoma Baptist, 10/20/16</b>
352	Dustin Stenta	at Southeastern Okla., 10/18/13
343	Dustin Stenta	Arkansas-Monticello, 9/28/13
336	Dustin Stenta	Southern Nazarene, 11/2/13
335	<b>Marc Evans</b>	<b>at Harding, 10/29/16</b>
331	Marc Evans	Arkansas-Monticello, 9/12/15

330	Dustin Stenta	at Henderson State, 9/17/11
327	Dustin Stenta	at Ouachita Baptist, 10/5/12
326	Steve Day	at Southeastern Okla., 10/4/08
325	Marc Evans	Southern Nazarene, 10/17/15
321	Beau Dodson	Central Oklahoma, 10/2/04
320	Reade Box	at Tarleton State, 11/9/03
318	Dustin Stenta	East Central, 10/26/13
317	Steve Day	at Northeastern State, 10/29/05
316	Steve Day	at Northeastern State, 10/20/07
305	Brad Woodard	at Harding, 11/15/97
301	Marc Evans	vs. Central Oklahoma, 12/5/15

# SWOSU FOOTBALL RECORDS

## RUSHING RECORDS

### CAREER (NCAA DIVISION II ONLY)

**Rushing yards**

1.	2033	Jimmy Jenkins (525-2033)	2000-04
2.	1836	D.C. Walker (503-1836)	2009-13
3.	<b>1710</b>	<b>Karltrrell Henderson (361-1710) 2015-Pres.</b>	
4.	1700	Karl Hodge (361-1700)	2009-14
5.	1517	Anthony Davis (341-1517)	1999-00
Pre-NCAA Record			
1.	4233	Charles Hicks	1968-71

**Rushing attempts**

1.	525	Jimmy Jenkins (525-2033)	2000-04
2.	503	D.C. Walker (503-1836)	2009-13
3.	361	Karl Hodge (361-1700)	2009-14
4.	<b>361</b>	<b>Karltrrell Henderson (361-1710) 2015-Pres.</b>	
5.	341	Anthony Davis (341-1517)	1999-00
Pre-NCAA Record			
1.	766	Charles Hicks	1968-71

**Rushing TDs**

1.	<b>28</b>	<b>Karltrrell Henderson</b>	<b>2015-Pres.</b>
2.	20	Jimmy Jenkins	2000-04
3.	17	Dustin Stenta	2009-13
4.	14	Anthony Davis	1999-00
5.	13	Karl Hodge	2009-14
Pre-NCAA Record			
1.	37	Eric Royal	1989-92

**Average yards/rush**

1.	5.00	Aaron Wilson (223-1116)	2011-12
2.	4.71	Karl Hodge (361-1700)	2009-14
3.	4.60	Patrick Weaver (132-607)	2005-08
4.	<b>4.58</b>	<b>Kenneth Martey (132-607) 2015-16</b>	
5.	4.45	Anthony Davis (341-1517)	1999-00

**Rushing yards/game**

1.	75.8	Anthony Davis (20 games)	1999-00
2.	65.6	Jimmy Jenkins (31 games)	2000-04
3.	62.0	Aaron Wilson (18 games)	2011-12
4.	59.1	Reshard Dudley (11 games)	2006
5.	55.2	Luke Lundy (10 games)	2008

### SINGLE SEASON (NCAA DIVISION II ONLY)

**Rushing yards**

1.	983	Jimmy Jenkins (242-983)	2002
2.	980	Karl Hodge (206-980)	2014
3.	971	Aaron Wilson (189-971)	2012
4.	<b>881</b>	<b>Karltrrell Henderson (181-881) 2016</b>	
5.	874	Anthony Davis (206-874)	2000
Pre-NCAA Record			
1.	1511	Charles Hicks	1971

**Rushing attempts**

1.	242	Jimmy Jenkins (242-983)	2002
2.	206	Anthony Davis (206-874)	2000
3.	206	Karl Hodge (206-980)	2014
4.	189	Aaron Wilson (189-971)	2012
5.	186	D.C. Walker (186-622)	2011
Pre-NCAA Record			
1.	288	James Hicks	1986

**Rushing TDs**

1.	<b>17</b>	<b>Karltrrell Henderson</b>	<b>2016</b>
2.	12	Jimmy Jenkins	2002
3.	11	Karl Hodge	2014
4.	11	Karltrrell Henderson	2015
5.	10	Anthony Davis	2000
Pre-NCAA Record			
1.	17	Eric Royal	1991

**Average yards/rush**

1.	7.62	Jeff Kirven (21-160)	2004
2.	6.78	C. Stillings (27-183)	1997
3.	6.54	Kwame Tate (35-229)	2015
4.	5.37	Cameron Nix (54-290)	2014
5.	<b>5.29</b>	<b>Sheldon Wilson (24-127) 2016</b>	

**Rushing yards/game**

1.	98.0	Karl Hodge (10 games)	2014
2.	97.1	Aaron Wilson (10 games)	2012
3.	89.4	Jimmy Jenkins (11 games)	2002
4.	87.4	Anthony Davis (10 games)	2000
5.	84.1	Jimmy Jenkins (10 games)	2001
Pre-NCAA Record			
1.	114.7	Eric Royal (10 games)	1992

### SINGLE GAME (NCAA DIVISION II ONLY)

**Most carries**

1.	39	Reade Box	Tarleton State, 11/8/03
2.	34	Jimmy Jenkins	Panhandle State, 9/14/02
3.	31	Anthony Davis	Texas A&M-Comm., 9/30/00
4.	31	Jimmy Jenkins	Angelo State, 9/28/02
5.	30	Aaron Wilson	Arkansas-Monticello, 11/3/12
Pre-NCAA Record			
1.	44	Eric Royal	Southeastern Okla., 1991

**Yards Rushing**

1.	290	Aaron Wilson	Arkansas Tech, 10/13/12
2.	289	Aaron Wilson	Arkansas-Monticello, 11/3/12
3.	217	Jimmy Jenkins	Panhandle State, 9/14/02
4.	180	Karl Hodge	Northwestern Okla., 11/15/14
5.	178	Jimmy Jenkins	at East Central, 10/12/02
Pre-NCAA Record			
1.	294	Charles Hicks	Eastern New Mexico, 1970

**Highest average gain per rush**

1.	<b>11.3</b>	<b>Karltrrell Henderson</b>	<b>at Ark-Monticello, 9/10/16</b>
1.	10.7	Aaron Wilson	Arkansas Tech, 10/13/12
2.	10.2	Anthony Davis	Panhandle State, 10/21/12
3.	10.0	Karl Hodge	Southern Nazarene, 11/2/13
4.	9.6	Aaron Wilson	Arkansas-Monticello, 11/3/12
9.6		Kenneth Martey	at Northwestern Okla., 11/14/15

**Most rushing TDs scored**

1.	<b>4</b>	<b>Karltrrell Henderson</b>	<b>at Southern Naz., 10/15/16</b>
2.	3	9 Times, Most Recently	
Pre-NCAA Record			
1.	4	7 Times, Most Recently:	
		Eric Royal	New Mexico Highlands, 1991

**Longest rush from scrimmage**

1.	93	Kenneth Martey	at Northwestern Okla., 11/14/15
2.	82	Beau Dodson	East Central, 10/8/05
3.	81	Jeff Kirven	West Texas A&M, 9/18/04
4.	75	Karl Hodge	at Northwestern Okla., 11/16/13
5.	66	Karltrrell Henderson	at Northwestern Okla., 11/14/15

**200-YARD RUSHING GAMES (NCAA II Only)**

290	Aaron Wilson	Arkansas Tech, 10/13/12
289	Aaron Wilson	Arkansas-Monticello, 11/3/12
217	Jimmy Jenkins	Panhandle State, 9/14/02

**100-YARD RUSHING GAMES (NCAA II Only)**

180	Karl Hodge	Northwestern Okla., 11/15/14
178	Jimmy Jenkins	at East Central, 10/12/02
173	Dwight Pete	Central Oklahoma, 11/6/10
172	Karl Hodge	at Southern Nazarene, 11/1/14
171	Jimmy Jenkins	Southeastern Okla., 10/27/01
<b>170</b>	<b>Karltrrell Henderson</b>	<b>at Ark.-Monticello, 9/10/16</b>
168	Karltrrell Henderson	at Northwestern Okla., 11/14/15
167	Karl Hodge	Arkansas Tech, 9/13/14
152	Karltrrell Henderson	Ouachita, 9/19/15
149	Reade Box	Tarleton State, 11/8/03

144	Kedron Banks	Southern Nazarene, 10/17/15
143	Jimmy Jenkins	East Central, 10/13/01
142	Jimmy Jenkins	at West Texas A&M, 9/7/02
134	Kenneth Martey	at Northwestern Okla., 11/14/15
<b>133</b>	<b>Kenneth Martey</b>	<b>Northwestern Okla., 11/12/16</b>
132	Christian Stillings	at Southeastern Okla., 10/18/97
130	Travis Cole	Bacone, 9/13/03
129	Kirk Talley	at Harding, 11/15/97
129	Beaux Daville	at Southern Nazarene, 10/18/03
128	Anthony Davis	Texas A&M-Commerce, 10/21/00
126	Jeff Kirven	West Texas A&M, 9/18/04
122	Anthony Davis	Panhandle State, 10/21/00
122	Anthony Davis	at Southeastern Okla., 10/28/00
122	Jimmy Jenkins	at Bacone, 9/22/01
118	Reshard Dudley	at Panhandle State, 9/16/06
118	Ovie Esalomi	Panhandle State, 11/1/08

117	Jimmy Jenkins	at Central Oklahoma, 10/6/01
<b>117</b>	<b>Karltrrell Henderson</b>	<b>at Southern Nazarene, 10/15/16</b>
<b>116</b>	<b>Karltrrell Henderson</b>	<b>Southeastern Okla., 10/1/16</b>
110	Reshard Dudley	Missouri-Rolla, 10/7/06
106	DC Walker	at Southern Arkansas, 9/22/12
106	Karl Hodge	at Northwestern Okla., 11/16/13
106	Kenneth Martey	Harding, 10/31/15
104	Anthony Davis	Northeastern State, 10/23/99
103	DC Walker	Arkansas Tech, 11/5/11
102	Christian Stillings	Abilene Christian, 9/5/98
101	Anthony Davis	at Adams State 9/2/00
101	Dwight Pete	Eastern New Mexico, 10/2/10
101	DC Walker	at Arkansas Tech, 9/14/13
100	Karl Hodge	Southern Nazarene, 11/2/13



# SWOSU FOOTBALL RECORDS

## RECEIVING RECORDS

### CAREER (NCAA DIVISION II ONLY)

Receiving yards		
1.	2726	John Haggerty (173-2726)
2.	2199	Chase Pratt (137-2199)
3.	1959	Danny Howard (116-1959)
4.	<b>1871</b>	<b>D.J. Jones (115-1871)</b>
5.	1850	Ryan Corbin (183-1850)
6.	1577	Shevron Glover (81-1577)
7.	1420	Brad Smithey (140-1420)
8.	1250	Teverick Boyd (117-1250)
9.	1224	Walter Oliver (79-1224)
10.	1136	Bruce Hatton (155-1136)

Pass receptions		
1.	183	Ryan Corbin (183-1850)
2.	173	John Haggerty (173-2726)
3.	155	Bruce Hatton (155-1136)
4.	140	Brad Smithey (140-1420)
5.	137	Chase Pratt (137-2199)
6.	117	Teverick Boyd (117-1250)
7.	116	Danny Howard (116-1959)
8.	<b>115</b>	<b>D.J. Jones (115-1871)</b>

Pass reception TDs		
1.	23	John Haggerty
2.	<b>15</b>	<b>D.J. Jones</b>
3.	13	Shevron Glover
4.	11	Chase Pratt
5.	10	Ryan Corbin

Average yards/catch		
1.	19.47	Shevron Glover (81-1577)
2.	17.71	M.J. Porter (28-496)
3.	16.89	Danny Howard (116-1959)
4.	16.70	Damon Willis (57-952)
5.	<b>16.27</b>	<b>D.J. Jones (115-1871)</b>

Receptions/game		
1.	<b>5.00</b>	<b>D.J. Jones (23 games)</b>
2.	4.26	Ryan Corbin (43 games)
3.	4.12	John Haggerty (42 games)
4.	3.95	Walter Oliver (20 games)
5.	3.73	Joe Sawyer (22 games)

### SINGLE SEASON (NCAA DIVISION II ONLY)

Receiving yards		
1.	<b>968</b>	<b>D.J. Jones (61-968)</b>
2.	914	Ryan Corbin (78-914)
3.	908	Chase Pratt (46-908)
4.	903	D.J. Jones (54-903)
5.	887	Danny Howard (50-887)

Pass receptions		
1.	78	Ryan Corbin (78-914)
2.	63	Bruce Hatton (63-427)
3.	<b>61</b>	<b>D.J. Jones (61-968)</b>
4.	54	John Haggerty (54-748)
5.	54	D.J. Jones (54-903)

Pass reception TDs		
1.	10	Chase Pratt
2.	8	Shevron Glover
3.	<b>8</b>	<b>D.J. Jones</b>
4.	7	Ryan Corbin
5.	7	John Haggerty
6.	7	DJ Jones
7.	7	Derrick Styles

Receptions/game		
1.	7.09	Ryan Corbin (11 games)
2.	6.00	Brad Smithey (6 games)
3.	5.73	Bruce Hatton (11 games)
4.	<b>5.55</b>	<b>D.J. Jones (11 games)</b>
5.	4.91	John Haggerty (11 games)

### SINGLE GAME (NCAA DIVISION II ONLY)

Most passes caught		
1.	12	Bruce Hatton at Henderson State, 9/17/11
2.	12	Danny Howard at Northeastern State, 10/29/05
3.	12	Eric Charles at Henderson State, 10/17/11
4.	11	John Haggerty Texas A&M-Comm., 10/5/09
5.	11	Ryan Corbin at Tarleton State, 10/9/13
6.	11	Walter Oliver Tarleton State, 9/16/00

Most yards receiving		
1.	248	Danny Howard at Northeastern State, 10/29/05
2.	220	Shevron Glover at Southeastern Okla., 10/16/99
3.	211	James Sadler Central Oklahoma, 10/2/04
4.	188	Shevron Glover Central Oklahoma, 10/7/00
5.	170	Esau Bauknight at Northwestern Okla., 9/1/11
6.	168	Chase Pratt at Central Oklahoma, 10/4/03
7.	164	Ryan Corbin at Southeastern Okla., 10/18/13
8.	160	Chase Pratt at Northeastern State, 11/1/03
9.	158	Ryan Corbin Arkansas-Monticello, 9/28/13
10.	157	Kyle Wimberly at Southeastern Okla., 10/4/08

Most TD receptions		
1.	3	John Haggerty at Northeastern State, 10/20/07
2.	3	Ryan Corbin at Southeastern Okla., 10/18/13
3.	3	Shevron Glover West Texas A&M, 9/18/99
4.	2	27 Occurrences

Longest pass reception		
1.	95	Shevron Glover at Southeastern Okla., 10/16/99
2.	89	Chase Pratt at Central Oklahoma, 10/4/03
3.	<b>86</b>	<b>D.J. Jones Southern Arkansas, 9/1/16</b>
4.	82	Isaac Tucker at Midwestern State, 9/18/10
5.	80	Andrew Murga Ouachita Baptist, 10/15/11
6.	80	James Sadler Central Oklahoma, 10/2/04
7.	80	John Haggerty at Texas A&M-Kingsville, 9/2/06
Pre-NCAA Record		
1.	99	Reggie Jackson East Central, 1996

200-YARD RECEIVING GAMES (NCAA II Only)		
130	Kyle Wimberly	Central Oklahoma, 10/18/08
107	Walter Oliver	at Southeastern Okla., 10/28/00
129	Eric Charles	at Henderson State, 9/17/11
105	Damon Willis	at Harding, 11/15/97
127	Chase Pratt	West Texas A&M, 9/6/03
104	Chase Pratt	Midwestern State, 9/20/03
104	D.J. Jones	East Central, 10/10/15
104	Steve Carbello	Tarleton State, 11/8/03
126	Esau Bauknight	at Harding, 10/22/11
104	Ryan Corbin	at Ouachita Baptist, 10/5/12
124	John Haggerty	East Central, 10/24/09
104	Kirk Jones	at Southeastern Okla., 10/20/12
123	John Haggerty	at Northeastern State, 10/20/07
103	Shevron Glover	at Texas A&M-Kingsville, 9/9/00
122	Walter Oliver	Tarleton State, 9/16/00
103	John Haggerty	Tarleton State, 9/30/06
121	John Haggerty	Abilene Christian, 9/20/07
103	Eric Charles	at Southeastern Okla., 10/9/10
120	Teverick Boyd	Southern Nazarene, 11/2/13
102	<b>D.J. Jones</b>	<b>Northwestern Okla., 11/12/16</b>
118	James Sadler	Northeastern State, 10/30/04
101	Damon Willis	Southeastern Okla., 10/17/98
117	Chase Pratt	East Central, 10/11/03
100	Danny Howard	at Tarleton State, 11/6/04
116	Joe Sawyer	at Northwestern Okla., 8/28/08
100	Ryan Corbin	at Northwestern Okla., 11/16/13
116	D.J. Jones	Arkansas-Monticello, 9/12/15
114	Aaron Wilson	Ouachita Baptist, 10/15/11
114	MJ Porter	at Southern Arkansas, 9/21/13
112	Danny Howard	Texas A&M-Commerce, 11/5/05
112	D.J. Jones	vs. Central Oklahoma, 12/5/15
112	<b>D.J. Jones</b>	<b>at East Central, 10/8/16</b>
111	Kirk Jones	Henderson State, 9/29/12
111	Teverick Boyd	Arkansas-Monticello, 9/28/13
111	Brian Robinson	East Central, 10/26/13
111	Chase Pratt	at Southeastern Okla., 10/23/04
110	Damon Willis	Ouachita Baptist, 10/3/98
109	Ryan Corbin	Tarleton State, 11/9/13

# SWOSU FOOTBALL RECORDS

## DEFENSIVE RECORDS

### CAREER (NCAA DIVISION II ONLY)

<i>Interceptions</i>			
1.	11	Cecil Deckard (11-149)	1999-00
2.	10	Clarence Laster (10-297)	2010-11
3.	8	Jeff Lemon (8-101)	2008-09
	<b>8</b>	<b>Kevin Joseph (8-134)</b>	<b>2014, 16</b>
5.	7	Marvin Tribble (7-69)	2010-11
	7	Tony Goodman (7-38)	2001-02

Pre-NCAA Record

1.	16	Lloyd Dismuke	1974-76
----	----	---------------	---------

### *Interception return yards*

1.	297	Clarence Laster (10-297)	2010-11
2.	149	Cecil Deckard (11-149)	1999-00
3.	<b>134</b>	<b>Kevin Joseph (8-134)</b>	<b>2014, 16</b>
4.	127	Michael Hart (4-127)	2002-05
5.	115	B. Montgomery (3-115)	1997

### *Interception return TDs*

1.	2	Clarence Laster	2010-11
	2	Desmond Baker	2005-07
	<b>2</b>	<b>Conner Bays</b>	<b>2012-16</b>
3.	1	12 Tied	

### *Total tackles*

1.	<b>295</b>	<b>Conner Bays (167-128)</b>	<b>2012-16</b>
2.	290	Michael Hart (119-171)	2002-05
3.	283	Ruzell McCoy (165-118)	2005-08
4.	282	Ryan Feller (127-155)	2010-13
5.	249	Greg Franklin (97-152)	2005-08
6.	228	Kale Sawatzky (105-123)	2011-14
7.	225	Charles Thomas (70-155)	2003-04
8.	219	Bennie Mims (125-94)	1997-00
9.	215	Devin Benton (110-105)	2011-14
10.	213	Tyler George (104-109)	2011-15

Pre-NCAA Record

1.	507	Yohance Brown	1993-96
----	-----	---------------	---------

### *Unassisted tackles*

1.	<b>167</b>	<b>Conner Bays (167-128)</b>	<b>2012-16</b>
2.	165	Ruzell McCoy (165-118)	2005-08
3.	127	Ryan Feller (127-155)	2010-13
4.	125	Bennie Mims (125-94)	1997-00
5.	119	Michael Hart (119-171)	2002-05

### *Assisted tackles*

1.	171	Michael Hart	2002-05
2.	155	Charles Thomas	2003-04
	155	Ryan Feller	2010-13
4.	152	Greg Franklin	2005-08
5.	<b>128</b>	<b>Conner Bays</b>	<b>2012-16</b>

### *Tackles for loss*

1.	50.0	Devin Benton (42-16/229)	2011-14
2.	45.0	Russell Radford (45-0/185)	1997-00
3.	44.5	Ruzell McCoy (35-19/161)	2005-08
4.	41.0	Emmons Johnson (41-0/157)	1997,99-01
5.	31.0	Zach Hensley (31-0/78)	2000-01

### *Quarterback sacks*

1.	18.0	Devin Benton (17-2/118)	2011-14
2.	15.5	Russell Radford (12-7/121)	1997-00
	15.5	Terry Joiner (14-3/108)	2004-05
4.	12.0	Collier Ward (12-0/74)	2011-15
5.	10.0	Cory Summers (9-2/88)	2005-06,08-09
	10.0	Jim O'Brien (9-2/82)	2011-13

Pre-NCAA Record

1.	41	Anthony Cathey	1990-93
----	----	----------------	---------

### SINGLE SEASON (NCAA DIVISION II ONLY)

<i>Interception return yards</i>			
1.	244	Clarence Laster (8-244)	2011
2.	134	Kevin Joseph (4-134)	2014
3.	117	Cecil Deckard (5-117)	1999
4.	115	B. Montgomery (3-115)	1997
5.	102	Steven Townsley (3-102)	2014

### *Interceptions*

1.	8	Clarence Laster (8-244)	2011
2.	6	Cecil Deckard (6-32)	2000
3.	5	Cecil Deckard (5-117)	1999
	5	Landon Curtis (5-63)	1997
	5	Demarcus Render (5-41)	2008
	5	Jeff Lemon (5-37)	2008
	5	Trevon Hartfield (5-87)	2015

Pre-NCAA Record

1.	11	David Thompkins	1980
----	----	-----------------	------

### *Interception return TDs*

1.	2	Desmond Baker	2006
	2	Clarence Laster	2011
3.	1	14 Tied	

### *Total tackles*

1.	<b>128</b>	<b>Conner Bays (80-48)</b>	<b>2016</b>
2.	122	Charles Thomas (34-88)	2004
3.	115	Conner Bays (59-56)	2015
4.	107	Ruzell McCoy (68-39)	2008
5.	103	Charles Thomas (36-67)	2003
6.	102	Ryan Feller (43-59)	2013
7.	100	Michael Hart (43-57)	2004
	100	Shane Scott (61-39)	2009

Pre-NCAA Record

1.	150	Yohance Brown	1996
----	-----	---------------	------

### *Unassisted tackles*

1.	<b>80</b>	<b>Conner Bays (80-48)</b>	<b>2016</b>
2.	68	Ruzell McCoy (68-39)	2008
3.	61	Clarence Laster (61-36)	2011
	61	Shane Scott (61-39)	2009
5.	59	Conner Bays (59-56)	2015

### *Assisted tackles*

1.	88	Charles Thomas (34-88)	2004
2.	67	Charles Thomas (36-67)	2003
3.	59	Ryan Feller (43-59)	2013
4.	57	Michael Hart (43-57)	2004
5.	56	Michael Hart (35-56)	2003
	56	Conner Bays (59-56)	2015

### *Tackles for loss*

1.	23.0	Emmons Johnson (23-0/98)	2000
	23.0	Devin Benton (19-8/71)	2014
3.	21.0	Russell Radford (21-0/87)	2000
4.	20.0	Ruzell McCoy (18-4/64)	2008
5.	18.0	Terry Joiner (16-4/102)	2004

### *Quarterback sacks*

1.	11.0	Terry Joiner (10-2/76)	2004
2.	9.0	Gabe Terry (9-0/67)	1998
3.	8.0	Russell Radford (7-2/53)	1999
	<b>8.0</b>	<b>Collier Ward (8-0/50)</b>	<b>2015</b>
4.	7.0	Emmons Johnson (5-4/61)	2000
	7.0	A. Picirillo (7-0/60)	2002

### SINGLE GAME (NCAA DIVISION II ONLY)

### *Most interceptions*

1.	3	Clarence Laster	Central Oklahoma, 9/23/11
	3	Terr. Franklin	East Central, 9/15/12
3.	2	J. Featherstone	at Southeastern Okla., 10/18/97
	2	Jeremy Williams	at Ouachita Baptist, 10/3/98
	2	Cecil Deckard	Ouachita Baptist, 10/2/99
	2	S. Winchester	at West Texas A&M, 9/7/02
	2	Dustin Wall	West Texas A&M, 9/6/03
	2	Demarcus Render	Tarleton State, 9/27/08
	2	Marvin Tribble	Emporia State, 9/26/10
	2	DeMarcus Miller	Eastern New Mexico, 10/2/10
	2	Clarence Laster	at Southeastern Okla., 10/1/11
	2	B. Washington	Southern Nazarene, 10/27/12
	2	Steven Townsley	Southern Nazarene, 11/2/13
	2	Kevin Joseph	Arkansas Tech, 9/13/14
	2	Kevin Joseph	Henderson State, 10/11/14
	2	Conner Bays	Southeastern Okla., 10/18/14
	2	Trevon Hartfield	at Arkansas Tech, 11/7/15
	<b>2</b>	<b>Kevin Joseph</b>	<b>Southern Ark., 9/1/16</b>

### *Most interception return yards*

1.	109	Kevin Joseph	Henderson State, 10/11/14
2.	96	Cecil Deckard	Ouachita Baptist, 10/2/99
3.	92	Greg Franklin	at East Central, 11/4/06
4.	85	Clarence Laster	Central Oklahoma, 9/23/11
5.	<b>71</b>	<b>Trevon Hartfield</b>	<b>at Arkansas Tech, 11/7/15</b>

### *Most tackles*

1.	22	Mark Patterson	at Eastern New Mexico, 9/20/97
2.	18	Anthony Laws	Emporia State, 9/26/10
	18	Greg Franklin	at Texas A&M-Comm., 11/11/06
	18	Jeremy Williams	at Eastern New Mexico, 9/20/97
	18	Jonathan Darby	Texas A&M-Kings., 10/30/10
	<b>18</b>	<b>Conner Bays</b>	<b>at Ark.-Monticello, 9/10/16</b>

### *Most quarterback sacks*

1.	3.5	Emmons Johnson	Northeastern State, 11/4/00
2.	3.0	A. Picirillo	Panhandle State, 9/14/02
	3.0	Gabe Terry	at East Central, 11/07/1998
	3.0	Jarrod Tippens	at East Central, 11/07/1998
	3.0	Jim O'Brien	at Southern Arkansas, 9/22/12
	3.0	Russell Radford	at Harding, 11/13/99
	3.0	Russell Radford	West Texas A&M, 9/18/99
	3.0	Terry Joiner	at Panhandle State, 9/28/04

### *Most tackles for loss*

1.	7.0	Emmons Johnson	Northeastern State, 11/4/00
2.	6.0	Gabe Terry	at East Central, 11/07/1998
3.	5.0	Russell Radford	at Texas A&M-Kings., 9/9/00
	5.0	Russell Radford	West Texas A&M, 9/18/99
	5.0	Devin Benton	Arkansas Tech, 9/13/14

### *Longest interception return*

1.	92	Greg Franklin	at East Central, 11/4/06
2.	85	Clarence Laster	Central Oklahoma, 9/23/11
3.	65	C. Williams	Central Oklahoma, 10/5/02
4.	63	Steven Townsley	Arkansas Tech, 9/13/14
5.	60	Michael Hart	Midwestern State, 9/4/04
	60	Kevin Joseph	Henderson State, 10/11/14

### *Longest fumble return*

1.	58	Demarcus Render	Panhandle State, 11/1/08
2.	50	Tommy Musa	Tarleton State, 9/24/05
3.	49	Steven Townsley	Southern Arkansas, 9/20/14
4.	43	Brandon Wicks	at Panhandle State, 9/15/07
5.	41	Tony Goodman	East Central, 10/13/01

# SWOSU FOOTBALL RECORDS

## SPECIAL TEAMS RECORDS

### CAREER (NCAA DIVISION II ONLY)

<i>Total points scored</i>			
1.	186	Karltrrell Henderson (31 TD)	2015-Pres.
2.	164	Colton Rainey (71 PAT, 31 FG)	2008-12
3.	138	Johnathan Haggerty (23 TD)	2006-09
4.	122	Jimmy Jenkins (20 TD, 1 PAT)	2000-04
5.	121	Spenser Daniel (58 PAT, 21 FG)	2006-08

<i>PAT kicks made</i>			
1.	71	Colton Rainey (71-77)	2008-12
2.	63	Tyler Peterson (63-70)	2015-16
3.	58	Spenser Daniel (58-64)	2006-08
4.	50	Scott Poole (50-64)	2002-04

<i>Field goals made</i>			
1.	31	Colton Rainey (31-48)	2008-12
2.	21	Spenser Daniel (21-35)	2006-08
3.	18	Stephen Nelson (18-25)	1997-00
4.	18	Scott Poole (18-38)	2002-04

<i>Field goal pct</i>			
1.	72.0	Stephen Nelson (18-25)	1997-00
2.	71.4	Chad McIntosh (15-21)	2008-09
3.	70.0	Bryan Poole (7-10)	2001
4.	64.6	Colton Rainey (31-48)	2008-12

<i>Punt yards</i>			
1.	8832	Josh Blackmon (231-8832)	1998-01
2.	6496	Scott Poole (164-6496)	2002-04
3.	5769	Chad McIntosh (152-5769)	2008-09
4.	4562	Colton Rainey (139-4562)	2008-12

<i>Punt attempts</i>			
1.	231	Josh Blackmon (231-8832)	1998-01
2.	164	Scott Poole (164-6496)	2002-04
3.	152	Chad McIntosh (152-5769)	2008-09
4.	139	Colton Rainey (139-4562)	2008-12

<i>Average yards/punt</i>			
1.	41.04	Corey Lenahan (57-2339)	2007
2.	40.16	D. Richardson (73-2932)	1997-01
3.	39.61	Scott Poole (164-6496)	2002-04
4.	39.54	Ken Woodriddle (48-1898)	2011
5.	38.23	Josh Blackmon (231-8832)	1998-01

<i>Punt return yards</i>			
1.	606	Chase Pratt (62-606)	2001-05
2.	581	Patrick Weaver (54-581)	2005-08
3.	361	Jeremi Calip (53-361)	1997-99
4.	299	D.J. Jones (20-299)	2015-16
5.	218	Bruce Hatton (28-218)	2008-11

<i>Punt returns</i>			
1.	62	Chase Pratt (62-606)	2001-05
2.	54	Patrick Weaver (54-581)	2005-08
3.	53	Jeremi Calip (53-361)	1997-99
4.	33	Brad Smithey (33-191)	2011-13

<i>Punt return TDs</i>			
1.	2	Chase Pratt	2001-05
2.	2	Patrick Weaver	2005-08
2.	2	DJ Jones	2015-16

<i>Kick return yards</i>			
1.	1724	Bruce Hatton (79-1724)	2008-11
2.	1253	Patrick Weaver (55-1253)	2005-08
3.	875	D.J. Jones (39-875)	2015-16

<i>Kick returns</i>			
1.	79	Bruce Hatton (79-1724)	2008-11
2.	55	Patrick Weaver (55-1253)	2005-08
3.	40	Chase Pratt (40-837)	2001-05

<i>Kick return TDs</i>			
1.	1	Terrance Franklin	2012-13
1.	1	Patrick Weaver	2005-08
1.	1	Teverick Boyd	2012-14
1.	1	Chase Pratt	2001-05

### SINGLE SEASON (NCAA DIVISION II ONLY)

<i>Total points scored</i>			
1.	102	Karltrrell Henderson (17 TD)	2016
2.	84	Karltrrell Henderson (14 TD)	2015
3.	72	Jimmy Jenkins (12 TD)	2002
72		Ryan Corbin (12 TD)	2013

<i>Touchdowns scored</i>			
1.	7	Karltrrell Henderson (17 rush)	2016
2.	14	Karltrrell Henderson (11 rush, 3 rec.)	2015
3.	12	Jimmy Jenkins (12 rush)	2002
12		Ryan Corbin (5 rush, 7 rcv)	2013

<i>PAT kicks made</i>			
1.	37	Tyler Peterson (37-43)	2016
2.	28	Colton Rainey (28-31)	2011
3.	26	Scott Poole (26-30)	2003
3.	26	Tyler Peterson (26-27)	2015
5.	25	Kevin Cantrell (25-30)	2013
25		Spenser Daniel (25-26)	2007

<i>Field goals made</i>			
1.	13	Colton Rainey (13-16)	2012
2.	11	Colton Rainey (11-18)	2011
3.	10	Chad McIntosh (10-13)	2009
10		Scott Poole (10-20)	2002

<i>Field goal pct</i>			
1.	81.2	Colton Rainey (13-16)	2012
2.	80.0	Stephen Nelson (4-5)	1998
3.	77.8	Stephen Nelson (7-9)	1999
4.	76.9	Chad McIntosh (10-13)	2009
5.	75.0	Kyle Bengs (9-12)	1997

<i>Punt yards</i>			
1.	3159	Chad McIntosh (83-3159)	2009
2.	2932	D. Richardson (73-2932)	1997
3.	2610	Chad McIntosh (69-2610)	2008
4.	2505	Scott Poole (67-2505)	2004
5.	2498	Colton Rainey (77-2498)	2010

<i>Average yards/punt</i>			
1.	41.90	Scott Poole (48-2011)	2003
2.	41.04	Corey Lenahan (57-2339)	2007
3.	40.41	Scott Poole (49-1980)	2002
4.	40.18	Josh Blackmon (56-2250)	2001
5.	40.16	D. Richardson (73-2932)	1997

<i>Punt return yards</i>			
1.	285	Chase Pratt (21-285)	2002
2.	275	DJ Jones (14-275)	2015
3.	234	Patrick Weaver (17-234)	2006
4.	203	Chase Pratt (23-203)	2003

<i>Punt returns</i>			
1.	23	Chase Pratt (23-203)	2003
2.	21	Chase Pratt (21-285)	2002
3.	20	Jeremi Calip (20-153)	1999

<i>Punt return TDs</i>			
1.	2	DJ Jones	2015
2.	1	Six Tied	

<i>Kick return yards</i>			
1.	645	Bruce Hatton (30-645)	2010
2.	533	DJ Jones (22-533)	2015
3.	501	Bruce Hatton (21-501)	2009
4.	465	Bruce Hatton (22-465)	2011

<i>Kick returns</i>			
1.	30	Bruce Hatton (30-645)	2010
2.	22	Three Tied	

<i>Kick return TDs</i>			
1.	1	Patrick Weaver	2006
1		Chase Pratt	2004
1		Teverick Boyd	2012
1		Terrance Franklin	2013
1		Sheldon Wilson	2016

### SINGLE GAME (NCAA DIVISION II ONLY)

<i>Most Touchdowns Scored</i>			
1.	4	Karltrrell Henderson	at Southern Naz, 10/15/16
1.	3	18 Occurrences	
		Kenneth Martey	Northwestern Okla., 11/12/16

<i>Most points scored (kicking)</i>			
1.	13	Colton Rainey	Arkansas Tech, 10/13/12
13		Dalton Jackson	Southern Nazarene, 10/17/15
3.	12	Kyle Bengs	Ouachita Baptist, 10/4/97
12		Scott Poole	at Tarleton State, 11/9/02

<i>Most field goals made</i>			
1.	4	Kyle Bengs	Ouachita Baptist, 10/4/97
2.	3	Bryan Poole	at Central Oklahoma, 10/6/01
3		Scott Poole	at Tarleton State, 11/9/02
3		Spenser Daniel	at Northwestern Okla., 9/28/08
3		Chad McIntosh	Central Oklahoma, 10/18/08
3		Colton Rainey	at Southeastern Okla., 10/11/11
3		Colton Rainey	Arkansas Tech, 10/13/12

<i>Longest field goal made</i>			
1.	53	Scott Poole	at Southern Nazarene, 10/18/03
2.	48	Chad McIntosh	Texas A&M-Comm., 11/5/09
3.	47	Four Occurrences	

<i>Most punts</i>			
1.	13	Colton Rainey	at Stephen F. Austin, 9/31/12
2.	12	Josh Blackmon	East Central, 11/6/99
12		Kirby Humphrey	at Midwestern State, 9/3/05

<i>Most yards punting</i>			
1.	476	Kirby Humphrey	at Midwestern State, 9/3/05
2.	457	Scott Poole	at Northwestern State, 10/19/02
3.	447	Josh Blackmon	East Central, 11/6/99

<i>Longest punt</i>			
1.	77	Josh Blackmon	at East Central, 11/07/98
3.	75	Scott Poole	at Central Oklahoma, 10/4/03
4.	74	D. Richardson	Ouachita Baptist, 10/4/97

<i>Longest punt return</i>			
1.	87	Patrick Weaver	Northwestern Okla., 9/23/07
2.	83	Chase Pratt	at West Texas A&M, 9/7/02
3.	80	Chase Pratt	at Angelo State, 9/27/03

<i>Longest kick return</i>			
1.	98	Patrick Weaver	at East Central, 11/4/06
2.	97	Terrance Franklin	at Southeastern., 10/18/13
3.	96	Chase Pratt	at Tarleton State, 11/6/04
96		Sheldon Wilson	at Ouachita, 9/17/16
4.	90	Teverick Boyd	Southern Nazarene, 10/27/12

<i>Most punt return yards</i>			
1.	141	Patrick Weaver	Tarleton State, 9/30/06
2.	129	Chase Pratt	at West Texas A&M, 9/7/02
3.	89	Patrick Weaver	Northwestern Okla., 9/23/07
4.	86	DJ Jones	at Oklahoma Baptist, 10/24/15
5.	83	Chase Pratt	at Angelo State, 9/27/03

<i>Most kick return yards</i>			
1.	159	Chase Pratt	at Tarleton State, 11/6/04
159		Patrick Weaver	at Eastern New Mexico, 9/6/08
3.	139	Patrick Weaver	at Tarleton, 9/29/07
4.	131	Bruce Hatton	at East Central, 9/25/10
5.	129	Terrance Franklin	at Southeastern, 10/18/13

# POSTSEASON HISTORY

## SWOSU IN THE POSTSEASON

### NAIA Playoffs

1977	Dec. 3 vs. Nebraska-Kearney	W 21-7
	Dec. 10 vs. Abilene Christian	L 7-24
1992	Nov. 21 vs. Central Arkansas	L 2-14
1996	Nov. 23 vs. Northwestern Oklahoma St.	W 17-7
	Dec. 7 vs. Montana Tech	W 33-31

### Bowl Games

1977	Apple Bowl (Seattle, Wash.)	
	Abilene Christian 24, SWOSU 7	Dec. 10, 1977
1991	Aztec Bowl (Mexico City)	
	Mexico All-Stars 35, SWOSU 28	Dec. 14, 1991
2015	Live United Texarkana Bowl (Texarkana, Texas)	
	Central Oklahoma 38, SWOSU 21	Dec. 5, 2015

## SWOSU FOOTBALL TRADITION

### NAIA National Champions:

1996

### NAIA National Playoffs:

1977      1992      1996

### Conference Champions:


1926	1932	1933	1950
1954	1955	1957	1968
1969	1970	1971	1974
1977	1980	1985	1992
1996	1997	2007	

### Apple Bowl:

1977

### Aztec Bowl:

1991



### 1977 NAIA Semifinals

Dec. 3, 1977, Weatherford, Okla.  
SWOSU 21, Nebraska-Kearney 7

#### Score By Quarters

UNK	0	0	7	0	7
SWOSU	7	7	7	0	21

Attendance: 4,300

**Summary:** SWOSU took the opening kickoff 80 yards in 16 plays to go ahead 7-0 midway through the first quarter and added touchdowns in the second and third quarters on short runs by fullback Jerome Newry to down Kearney State College 21-7 in the NAIA Division I semifinal at Weatherford, Okla., on Dec. 3, 1977.

Led by senior quarterback Mike Sekul and senior defensive tackle David Denning, the Bulldogs dominated the first half as Kearney failed to mount a single serious scoring threat. Sekul and Denning were named offensive and defensive players of the game for their efforts.

Team	Qtr	Time	Scoring play (Conversion)	UNK-SWOSU
SWOSU	1st	9:06	Sekul 8-yd run (Washmon kick)	0-7
SWOSU	2nd	3:33	Newry 3-yard run (Washmon kick)	0-14
SWOSU	3rd	6:22	Newry 6-yard run (Washmon kick)	0-21
UNK	3rd	2:40	Roach 4-yard run (Waggoner kick)	7-21

	UNK	SWOSU
FIRST DOWNS	15	20
NET YARDS RUSHING	189	298
NET YARDS PASSING	55	76
TOTAL OFFENSE YARDS	244	374
PUNTS-YARDS	5-35.2	5-43.2
Penalties-Yards	3-25	10-90
Interceptions: Number-Yds-TD	0-0-0	2-12-0

### Rushing (No-Yds-TD)

**SWOSU:** Mike Sekul, 16-66-1; Jerome Newry, 10-28-2; Mike Brown, 10-77-0; Roy Ellison, 8-21; Freddie Hurd, 10-52; Don Willis, 7-57

### Passing (Comp-Att-Int, Yds-TD)

**SWOSU:** Mike Sekul, 4-10-0, 76-0

### Receiving (Rec-Yds-TD)

**SWOSU:** Mike Brown, 3-34-0; Greg Demmert, 1-31-0; Don Willis, 1-11-0

### Defense (Solo-Assist-Total)

**SWOSU:** David Denning, 2-8-10; Al Riggins, 3-7-10; Robert Bridges, 5-4-9; Willie White, 3-6-9; Gary Calip, 5-3-8; Louis Mendoza, 4-4-8



### 1977 Apple Bowl\*

Dec. 10, 1977, Seattle, Wash.

Abilene Christian 24, SWOSU 7

\* NAIA National Championship Game

#### Score By Quarters

SWOSU	0	7	0	0	7
ACU	10	7	0	7	24

Attendance: 12,980

**Summary:** Abilene Christian's 24-7 Apple Bowl victory over previously unbeaten Southwestern Oklahoma State left little doubt as to the NAIA's Division I top-ranked team for 1977.

SWOSU finished the year ranked second in the country with a record of 11-1. Abilene Christian built a 10-0 lead before the Bulldogs go on the board with a 2-yard touchdown run by Jerome Newry early in the second quarter. ACU responded with a touchdown later in the quarter and took a 10-point lead to the break. Neither team would score in the second half until ACU put the game away with an insurance score in the final few minutes.

Team	Qtr	Time	Scoring play (Conversion)	SWOSU-ACU
ACU	1st	9:10	Davis 7-yd run (Nunez kick)	0-7
ACU	1st	0:49	Nunez 27-yd FG	0-10
SWOSU	2nd	11:48	Newry 2-yd run (Washmon kick)	7-10
ACU	2nd	6:15	Davis 8-yd run (Nunez kick)	7-17
ACU	4th	2:23	Tindoll 7-yd run (Nunez kick)	7-24

	SWOSU	ACU
FIRST DOWNS	14	19
NET YARDS RUSHING	169	210
NET YARDS PASSING	97	159
TOTAL OFFENSE YARDS	266	369
PUNTS-YARDS	7-41.2	6-37.8
Penalties-Yards	3-45	5-35
Interceptions: Number-Yds-TD	1-9-0	2-0-0

### Rushing (No-Yds-TD)

**SWOSU:** Jerome Newry, 9-18-1; Roy Ellison, 3-5-0; Mike Sekul, 9-(-4)-0; Mike Brown, 2-10-0; Don Willis, 10-67-0; Fred Hurd, 11-73-0

### Passing (Comp-Att-Int, Yds-TD)

**SWOSU:** Mike Sekul, 6-16-2, 92-0; David Ream, 1-4-0, 5-0


### Receiving (Rec-Yds-TD)

**SWOSU:** Mike Brown, 4-68-0; Jerome Newry, 1-17-0; Doug Brown 1-7-0; Greg Demmert, 1-5-0

### Defense (Solo-Assist-Total)

**SWOSU:** Willie White, 10-3-13; Gary Calip, 8-3-11; Herbert Watson, 5-5-10; Louis Mendoza, 6-4-10; Scott Funk, 8-2-10

# SWOSU FOOTBALL POSTSEASON HISTORY



## 1991 Aztec Bowl

Dec. 14, 1991, Mexico City  
Mexico All-Stars 35, SWOSU 28

**Score By Quarters**

SWOSU	14	0	14	0	28
Mexico All-Stars	7	7	14	7	35

Attendance: 42,000

**Summary:** Angel Medina caught a 73-yard touchdown pass from Eduardo Gonzalez with 4:45 remaining to help the Mexico All-Stars pull out an exciting 35-28 victory over Southwestern Oklahoma State University in the 22nd annual Aztec Bowl in Mexico City, Mexico.

SWOSU was playing before the largest crowd in its history as Aztec Bowl officials said the crowd

numbered 42,000 in Olympic Stadium, home of the 1968 Olympics.


Team	Qtr	Time	Scoring play (Conversion)	SWOSU-MEX
SWOSU	1st	10:15	Boyd 38-yd pass from Pitt (Porter kick)	7-0
SWOSU	1st	6:20	Royal 2-yd run (Porter kick)	14-0
MEX	1st	4:20	Araiza 32-yd pass from Del Valle (Garcia kick)	14-7
MEX	2nd	2:55	Ledezma 42-yd pass from Garcia (Garcia kick)	14-14
MEX	3rd	10:00	Lara 27-yd run (Garcia kick)	14-21
MEX	3rd	6:15	Gonzalez 5-yd run (Olvera kick)	14-28
SWOSU	3rd	0:57	Norman 1-yd run (Porter kick)	21-28
SWOSU	3rd	0:35	Robinson 45-yd pass from Pitt (Porter kick)	28-28
MEX	4th	4:45	Medina 73-yd pass from Gonzalez (Garcia kick)	28-35

**Rushing (No-Yds-TD) SWOSU:** Eric Royal, 14-39-1; Brad Norman, 10-17-1; Lenard Leviston, 3-9-0

**Passing (Comp-Att-Int, Yds-TD) SWOSU:** Grant Pitt, 15-43-2; 230-2

**Receiving (Rec-Yds-TD) SWOSU:** Nathan Robinson, 6-107-1; Robert Maney, 3-34-0; Scott Boyd, 1-38-1

**Defense (Solo-Assist-Total) SWOSU:** Stephen Buford, 11-1-12; Brandin Beers, 6-2-8; Mongo Allen, 3-2-5



## 1992 NAIA Quarterfinals

Nov. 21, 1992, Weatherford, Okla.  
Central Arkansas 14, SWOSU 2

**Score By Quarters**

UCA	0	6	8	0	14
SWOSU	0	2	0	0	2

Attendance: 1,000

**Summary:** Central Arkansas advanced to the semifinal round of the 1992 NAIA football playoffs with a hard-fought 14-2 victory over SWOSU in a first-round contest in Weatherford.

The game was played in horrible weather conditions with temperature in the 30s with constant rain and light snow.

Team	Qtr	Time	Scoring play (Conversion)	UCA-SWOSU
UCA	2nd	12:11	Knowlton 18-yd run (Failed)	6-0
SWOSU	2nd	2:31	Team Safety	6-2
UCA	3rd	3:37	Robnett 47-yd pass from Collums (Pass complete)	14-2

**Rushing (No-Yds-TD) SWOSU:** Eric Royal, 21-39-0; Sylvester Journey, 5-8-0

**Passing (Comp-Att-Int, Yds-TD) SWOSU:** Grant Pitt, 3-13-0, 40-0

**Receiving (Rec-Yds-TD) SWOSU:** Junior Lowden, 3-40-0

**Defense (Solo-Assist-Total) SWOSU:** Mongo Allen, 9-2-11; Brandin Beers, 8-2-10; Stephen Buford, 4-3-7; Tim Buben, 6-1-7



## 1996 NAIA Semifinals

Nov. 23, 1996, Weatherford, Okla.  
SWOSU 17, Northwestern Okla. 7

**Score By Quarters**

NWOSU	0	0	0	7	7
SWOSU	0	7	0	10	17

Attendance: 4,000

**Summary:** SWOSU defeated Northwestern Oklahoma State for the second straight time, claiming a 17-7 victory over the Rangers in the first round of the NAIA Playoffs. The Bulldogs previously upset No. 1 Northwestern 16-10 in the final regular season game to earn the OIC's automatic bid to the postseason.

SWOSU scored the only points of the first three quarter early in the second on a one-yard TD run from Brad Woodard. Ten fourth-quarter points enabled SWOSU to hold off the Rangers, who scored their lone touchdown in the final two minutes of the game.


Team	Qtr	Time	Scoring play (Conversion)	NWOSU-SWOSU
SWOSU	2nd	10:58	Woodard 1-yd run (Steindorf kick)	0-7
SWOSU	4th	10:15	Brown 11-yd run (Steindorf kick)	0-14
SWOSU	4th	3:55	Steindorf 28-yd field goal	0-17
NWOSU	4th	1:49	Blachford 3-yd pass from Porter (Schale kick)	7-17

**Rushing (No-Yds-TD) SWOSU:** Willie Brown, 9-63-1; Keith Kizzie, 19-32-0; Kirk Talley, 7-31-0; Brad Woodard, 6-(-10)-1

**Passing (Comp-Att-Int, Yds-TD) SWOSU:** Brad Woodard, 12-22-1, 204-0

**Receiving (Rec-Yds-TD) SWOSU:** Keith Kizzie, 2-30-0; Charwick Reed, 3-76-0; Reggie Jackson, 2-26-0; Damon Willis, 2-51-0; Willie Brown, 2-11-0; Kirk Talley, 1-10-0

**Defense (Solo-Assist-Total) SWOSU:** Yohance Brown, 6-4-10; Landon Curtis, 6-2-8; Jake Jensen, 6-1-7; David Womack, 5-1-6; Mark Patterson 4-1-5; Robert Newberg, 5-0-5



## 1996 NAIA National Championship Game

Dec. 7, 1996, Weatherford, Okla.  
SWOSU 33, Montana Tech 31

**Score By Quarters**

MT	7	14	10	0	31
SWOSU	6	12	7	8	33

Attendance: 4,500

**Summary:** SWOSU linebacker Mark Patterson tackled Chris Turner of Montana Tech in the endzone for a safety with 4:17 remaining and the Bulldogs pulled out an exciting 33-31 victory over the Orediggers at Milan Stadium in the NAIA Division I national championship contest.

The victory gave Southwestern its first-ever NAIA National Championship in football, with around 4,500 fans in attendance at Milan Stadium. The game saw nine lead changes, with the final one coming thanks to the SWOSU defense. SWOSU running back Keith Kizzie was named the game's outstanding offensive player after carrying the ball 24 times for 100 yards and two touchdowns.

Team	Qtr	Time	Scoring play (Conversion)	MT-SWOSU
SWOSU	1st	8:59	Kizzie 1-yd run (Kick failed)	0-6
MT	1st	3:51	Larson 25-yd pass from Jensen (Sersland kick)	7-6
SWOSU	2nd	13:14	Willis 59-yd pass from Woodard (Pass failed)	7-12
MT	2nd	7:42	Vincent 17-yd pass from Jensen (Sersland kick)	14-12
SWOSU	2nd	2:04	Kizzie 3-yd run (Pass failed)	14-18
MT	2nd	0:17	Poirier 11-yd pass from Jensen (Sersland kick)	21-18
SWOSU	3rd	10:14	Brown 4-yd run (Steindorf kick)	21-25
MT	3rd	3:07	Sersland 42-yd field goal	24-25
MT	3rd	0:19	Turner 18-yd run (Sersland kick)	31-25
SWOSU	4th	8:02	Reed 10-yd pass from Woodard (kick failed)	31-31
SWOSU	4th	4:17	Turner sacked in end zone by Patterson	31-33

**Rushing (No-Yds-TD) SWOSU:** Keith Kizzie, 24-100-2; Brown 17-51-1  
**Passing (Comp-Att-Int, Yds-TD) SWOSU:** Brad Woodard, 8-19-0, 171-2  
**Receiving (Rec-Yds-TD) SWOSU:** Charwick Reed, 3-29-1; Damon Willis, 1-59-1

**Defense (Solo-Assist-Total) SWOSU:** Yohance Brown, 12-5-17; Mark Patterson, 8-1-9; Brandon Tucker 6-1-7; Landon Curtis 4-2-6; Jake Jensen, 5-1-6

# SWOSU FOOTBALL POSTSEASON HISTORY



## 2015 LIVE UNITED TEXARKANA BOWL

Dec. 5, 2015  
Texarkana, Ark.  
Razorback Stadium

Central Oklahoma 38  
SWOSU 21

### Score By Quarters

Central Okla.	7	21	3	7	38
SWOSU	7	14	0	0	21

Attendance: 5,583

Team	Qtr	Time	Scoring play (Conversion)	UCO-SWOSU
UCO	1st	07:04	Stallard 3 yd run (Hiddink kick)	7-0
SWOSU	1st	02:29	K. Henderson 10 yd pass from Evans (Peterson kick)	7-7
SWOSU	2nd	13:34	Smith 4 yd pass from Evans (Peterson kick)	7-14
UCO	2nd	11:56	Pulley 10 yd pass from Eckert (Hiddink kick)	14-14
UCO	2nd	04:35	Crockett 13 yd pass from Eckert (Hiddink kick)	21-14
UCO	2nd	01:45	McKenzie 1 yd run (Hiddink kick)	28-14
SWOSU	2nd	00:33	Boyd 11 yd pass from Evans (Peterson kick)	28-21
UCO	3rd	06:11	Hiddink 25 yd field goal	31-21
UCO	4th	01:34	McKenzie 2 yd run (Hiddink kick)	38-21

### Rushing (No-Yds-TD)

**UCO:** Clay McKenzie, 23-89-2; JT Luper, 1-42-0; TJ Eckert, 17-42-0; Chas Stallard, 2-5-0

**SWOSU:** Karltrrell Henderson, 11-58-0; Kenneth Martey 9-31-0

### Passing (Comp-Att-Int, Yds-TD)

**UCO:** TJ Eckert, 21-28-1, 293-2

**SWOSU:** Marc Evans, 30-46-1, 301-3; Brooks Robertson, 0-2-0, 0-0

### Receiving (Rec-Yds-TD)

**UCO:** Connor Pulley, 5-128-1; Clay McKenzie, 4-58-0; Caden Locke, 4-67-0; JT Luper, 4-29-0

**SWOSU:** Carlos Smith, 9-93-1; D.J. Jones, 8-112; Karltrrell Henderson, 3-29-1; Teverick Boyd, 3-26-1; Dylan Power, 3-24-0; Derrick Styles, 2-11-0; Kenneth Martey, 2-6-0

### Defense (Solo-Assist-Total)

**UCO:** Malcolm Howard, 6-5-11; Cade Shearwood, 6-2-8; David Busby, 4-2-6; Omari Cole, 2-4-6; Colton Lindsey, 2-4-6

**SWOSU:** Conner Bays, 4-6-10; Tyler George, 3-6-9; Trevon Hartfield, 4-4-8; Austin Loomis, 1-7-8; Kapena Olsen, 5-1-6; Ja'Vaughn Mitchell, 3-3-6; Collier Ward, 3-3-6; Jake Doyle, 2-4-6

### RECAP:

**TEXARKANA, Ark.** – After a high-scoring first half, the SWOSU Football team was held scoreless by Central Oklahoma after halftime and fell to the Bronchos 38-21 in the Live United Texarkana Bowl, played at Razorback Stadium.

After UCO scored midway through the first quarter, SWOSU scored on back-to-back drives to take a 14-7 lead on a four-yard touchdown pass from Marc Evans to Carlos Smith with 13:34 to play in the first half. UCO scored the next 21 points, including one touchdown after a controversial and confusing play that left the Bronchos with possession following a deflected punt that was recovered by UCO.

The Bronchos took a 28-14 lead on a one-yard touchdown run from Clay McKenzie with 1:45 to play in the half, but that left enough time for the Dawgs to get back on the board. Evans threw seven passes on the Bulldogs next drive, eventually finding Teverick Boyd on fourth and four from the 11-yard line for a touchdown with 33 seconds to play to take the game to halftime with SWOSU trailing 28-21.


Halftime adjustments on both sides enabled the defenses to dominate the second half, which saw just three points scored before UCO scored the clinching touchdown with 94 seconds to play.

SWOSU had their chances to score but turnovers cost them twice in the red zone. After the Bulldogs had marched to the UCO 19, Karltrrell Henderson mishandled a handoff from Evans and the Bronchos pounced on top to halt the Bulldogs with 12:14 to play in the game. SWOSU's defense was up to the task, however, as George Woods forced a fumble that Collier Ward jumped on top of to get the Bulldogs back in business deep in UCO territory.

On the ensuing play, however, Marc Evans pass intended for D.J. Jones in the back of the end zone was intercepted by UCO's Cody Jones, ending another Bulldog threat. SWOSU's defense again forced a punt and got the ball back, but the Bronchos punt went out of bounds at the SWOSU one-yard line, backing the Dawgs up for a drive that ended as a three-and-out. After SWOSU punted, UCO needed six plays to cover 58 yards and score the final touchdown, which put the final margin at 38-21.

SWOSU finished with 390 yards of total offense, most of which came through the air as Evans finished 30-for-46 passing for 301 yards and three touchdowns. Carlos Smith was his top receiver, set a Live United Texarkana Bowl record with nine receptions and a touchdown while Jones had eight receptions for 112 yards as he set a new Great American Conference single-season record for all-purpose yardage.

The Bulldogs defense finished with six sacks and 10 tackles for loss, with Conner Bays leading the way with 10 tackles, giving him 115 for his junior season, the second-best single-season tackle total at SWOSU in the NCAA era. Tyler George added nine stops while Trevon Hartfield and Austin Loomis had eight apiece. Collier Ward secured two tackles and a fumble recovery in his final game as a Bulldog while fellow seniors Jake Doyle and Tanner Thompson also notched a sack.



# NAIA ALL-AMERICANS



**OT Truman Smith**  
1954 (1st Team)




**QB John Buck**  
1955 (1st), 1956 (3rd)




**DL Jerry Craig**  
1965 (2nd Team)



**DT Dennis Skinner**  
1966 (2nd Team)



**DL Charles Stevens**  
1968 (2nd Team)




**LB Joe Shegog**  
1972 (2nd Team)



**DL Tom Bergman**  
1974 (1st), 1975 (1st)




**LB Louis Mendoza**  
1977 (1st Team)




**DB Glen Stallings**  
1977 (2nd Team)




**DB Alonzo McMillan**  
1979 (1st Team)



**LB Gary Harper**  
1980 (1st Team)



**P Carl Birdsong**  
1980 (2nd Team)



**DB David Thompkins**  
1980 (2nd Team)



**LB Ed Farmer**  
1981 (1st Team)




**LB Richard Lockman**  
1982 (1st Team)




**DL Randy Webster**  
1985 (1st Team)



**RB James Hicks**  
1986 (2nd Team)




**DL Todd Helton**  
1989 (1st Team)




**LB Mark Bay**  
1990 (1st Team)




**OL Damon Sartor**  
1992 (1st Team)




**RB Eric Royal**  
1992 (1st Team)




**LB Stephen Buford**  
1992 (1st Team)



**DL John Wichert**  
1992 (1st), 1993 (2nd)




**TE Junior Lowden**  
1992 (1st), 1994 (2nd),  
1995 (1st)




**LB Yohance Brown**  
1994 (2nd), 1995 (1st),  
1996 (1st)



**WR Reggie Jackson**  
1996 (1st Team)




**KR Willie Brown**  
1996 (1st Team)



**DL Robert Newberg**  
1996 (1st Team)

# NCAA DIVISION II ALL-AMERICANS




**DB Landon Curtis**  
2017

Don Hansen Football Gazette (HM)



**CB Cecil Deckard**  
2000

Don Hansen Football Gazette (2nd)



**KR Patrick Weaver**  
2006

Don Hansen Football Gazette (3rd)



**LB Ruzell McCoy**  
2008

Don Hansen Football Gazette (1st)



**DB Clarence Laster**  
2011

Beyond Sports Network (1st)  
Daktronics (1st)  
Associated Press Little (2nd)  
D2Football.com (2nd)  
Don Hansen Football Gazette (2nd)



**K Colton Rainey**  
2012

Beyond Sports Network (3rd)



**TE Ryan Corbin**  
2013

Beyond Sports Network (1st)  
Daktronics (2nd)  
D2Football.com (2nd)  
Don Hansen Football Gazette (3rd)  
Associated Press Little (3rd)



**DT Devin Benton**  
2014

Beyond Sports Network (1st)  
Daktronics (2nd)  
D2Football.com (HM)  
Don Hansen Football Gazette (1st)

### ASSOCIATED PRESS LITTLE ALL-AMERICA

Year	Pos.	Player (Hometown)	Team
2011	DB	Clarence Laster (Hemet, Calif.)	Second
2013	TE	Ryan Corbin (Newcastle, Okla.)	Third
2015	AP	DJ Jones (Oakland, Calif.)	Second

### BEYOND SPORTS NETWORK ALL-AMERICA

Year	Pos.	Player (Hometown)	Team
2011	DB	Clarence Laster (Hemet, Calif.)	First
2012	K	Colton Rainey (Lawton, Okla.)	Third
2013	TE	Ryan Corbin (Newcastle, Okla.)	First
2014	DL	Devin Benton (Arlington, Texas)	First

### D2FOOTBALL.COM ALL-AMERICA

Year	Pos.	Player (Hometown)	Team
2011	DB	Clarence Laster (Hemet, Calif.)	Second
2013	TE	Ryan Corbin (Newcastle, Okla.)	Second
2014	DL	Devin Benton (Arlington, Texas)	HM
2015	AP	DJ Jones (Oakland, Calif.)	HM

### D2CCA ALL-AMERICA (formerly Daktronics)

Year	Pos.	Player (Hometown)	Team
2011	DB	Clarence Laster (Hemet, Calif.)	First
2013	TE	Ryan Corbin (Newcastle, Okla.)	Second
2014	DL	Devin Benton (Arlington, Texas)	Second
2015	RS	DJ Jones (Oakland, Calif.)	First



**WR/KR DJ Jones**  
2015

D2CCA (1st)  
Associated Press Little (Second)  
D2Football.com (HM)  
Don Hansen Football Gazette (HM)



**DB Conner Bays**  
2016

Don Hansen Football Gazette (HM)

### DON HANSEN FOOTBALL GAZETTE ALL-AMERICA

Year	Pos.	Player (Hometown)	Team
1997	DB	Landon Curtis (Oklahoma City)	HM
2000	CB	Cecil Deckard (Palo Alto, Calif.)	Second
2006	KR	Patrick Weaver (Oklahoma City)	Third
2008	LB	Ruzell McCoy (Frederick, Okla.)	First
2011	DB	Clarence Laster (Hemet, Calif.)	First
2013	TE	Ryan Corbin (Newcastle, Okla.)	Third
2014	DL	Devin Benton (Arlington, Texas)	First
2015	RS	DJ Jones (Oakland, Calif.)	HM
2016	DB	Conner Bays (Edmond, Okla.)	HM

# REGIONAL AWARDS

## DAKTRONICS ALL-WEST REGION

Year	Pos.	Player (Hometown)	Team
2000	CB	Cecil Deckard (Palo Alto, Calif.)	First
2000	DL	Russell Radford (Laverne, Okla.)	First
2001	LB	Zach Hensley (Ford, Kan.)	Second

## DAKTRONICS ALL-SUPER REGION 4

Year	Pos.	Player (Hometown)	Team
2008	LB	Ruzell McCoy (Frederick, Okla.)	First
2008	TE	Joe Sawyer (Ogden, Utah)	Second
2011	DB	Clarence Laster (Hemet, Calif.)	First

## D2CCA ALL-SUPER REGION 3 (previously Daktronics)

Year	Pos.	Player (Hometown)	Team
2013	TE	Ryan Corbin (Newcastle, Okla.)	First
2014	DL	Devin Benton (Arlington, Texas)	First
2015	RS	DJ Jones (Oakland, Calif.)	First
2015	DB	Trevon Hartfield (Watonga, Okla.)	Second
2015	DB	Conner Bays (Edmond, Okla.)	Second
2016	DB	Conner Bays (Edmond, Okla.)	Second

## D2FOOTBALL.COM ALL-WEST REGION

Year	Pos.	Player (Hometown)	Team
2001	LB	Zach Hensley (Ford, Kan.)	Second

## DON HANSEN FOOTBALL GAZETTE ALL-SUPER REGION 3

Year	Pos.	Player (Hometown)	Team
2011	DB	Clarence Laster (Hemet, Calif.)	First
2012	TE	Ryan Corbin (Newcastle, Okla.)	Third
2013	TE	Ryan Corbin (Newcastle, Okla.)	Second
2013	DL	Devin Benton (Arlington, Texas)	Third
2014	DL	Devin Benton (Arlington, Texas)	First
2015	RS	DJ Jones (Oakland, Calif.)	Second
2015	AP	DJ Jones (Oakland, Calif.)	Third
2015	DB	Trevon Hartfield (Watonga, Okla.)	Third
2016	DB	Conner Bays (Edmond, Okla.)	Second
2016	WR	DJ Jones (Oakland, Calif.)	Third

## BEYOND SPORTS NETWORK ALL-SUPER REGION 3

Year	Pos.	Player (Hometown)	Team
2014	DL	Devin Benton (Arlington, Texas)	First
2014	DB	Kevin Joseph (Miami, Fla.)	Second

## CoSIDA ACADEMIC ALL-DISTRICT

Year	Pos.	Player (Hometown)	Team
1999	LB	Lucas Aslin (Manhattan, Kan.)	Second
1999	P	Josh Blackmon (Pampa, Texas)	Second
2001	LB	Zach Hensley (Ford, Kan.)	First
2003	OL	Josh Werth (Hays, Kan.)	Second
2006	RB	Tyson Bryant (Cordell, Okla.)	First
2007	RB	Josh Postin (Andover, Kan.)	Second
2015	OL	Kaleb Prough (Edmond, Okla.)	First
2015	DB	Cameron Nix (Carnegie, Okla.)	First
2016	DB	Cameron Nix (Carnegie, Okla.)	First
2016	OL	Brandon Roe (Choctaw, Okla.)	First

## SPECIALTY HONORS (NCAA DIVISION II ERA)

### AMERICAN FOOTBALL COACHES ASSOCIATION

2015	Dan Cocannouer	Region 4 Coach of the Year
------	----------------	----------------------------

### HERO SPORTS

2015	Dan Cocannouer	Super Region 3 Coach of the Year
------	----------------	----------------------------------

### OKLAHOMASPORTS.NET

2015	Dan Cocannouer	Small College Coach of the Year
2016	DB Conner Bays (Edmond, Okla.)	Defensive POY

### CLIFF HARRIS AWARD

2014	DL Devin Benton (Arlington, Texas)	Finalist
2015	DB Conner Bays (Edmond, Okla.)	Nominee
2016	DB Conner Bays (Edmond, Okla.)	Finalist

### GENE UPSHAW AWARD

2014	DL Devin Benton (Arlington, Texas)	Finalist
------	------------------------------------	----------

### SUPER REGION 3

#### (Beyond Sports Network)

2014	DL Devin Benton	Defensive Player of the Year
------	-----------------	------------------------------

## CoSIDA ACADEMIC ALL-AMERICA

Year	Pos.	Player (Hometown)	Team
2016	DB	Cameron Nix (Carnegie, Okla.)	Second

## BEYOND SPORTS NETWORK PRESEASON ALL-AMERICA

Year	Pos.	Player (Hometown)	Team
2013	TE	Ryan Corbin (Newcastle, Okla.)	Second

## Great American Conference Players of the Week

Year	Week of	Player	Award
2011	Sept. 5	Clarence Laster	Defense
2011	Sept. 26	Clarence Laster	Defense
2011	Sept. 26	Colton Rainey	Special Teams
2011	Oct. 3	Clarence Laster	Defense
2011	Oct. 3	Colton Rainey	Special Teams
2011	Oct. 17	Dustin Stenta	Offense
2012	Sept. 17	Terrance Franklin	Defense
2013	Oct. 21	Terrance Franklin	Special Teams
2013	Nov. 4	Dustin Stenta	Offense
2013	Nov. 18	Jim O'Brien	Defense
2014	Sept. 15	Devin Benton	Defense
2014	Oct. 13	Kevin Joseph	Defense
2014	Nov. 3	Karl Hodge	Offense
2015	Sept. 21	Marc Evans	Offense
2015	Oct. 19	DJ Jones	Special Teams
2015	Oct. 26	Conner Bays	Defense
2015	Nov. 9	Trevon Hartfield	Defense
2016	Oct. 3	Conner Bays	Defense
2016	Oct. 24	Marc Evans	Offense
2016	Oct. 24	Deric Robertson	Defense

# OTHER HONORS

**DAILY OKLAHOMAN COLLEGE ALL-STAR TEAM**

Year	Pos.	Player (Hometown)
2010	DB	Jonathan Darby (San Diego, Calif.)
2011	DB	Clarence Laster (Hemet, Calif.)
2012	TE	Ryan Corbin (Newcastle, Okla. )
2012	DL	Devin Benton (Arlington, Texas)
2012	K	Colton Rainey (Lawton, Okla.)
2013	QB	Dustin Stenta (Fort Worth, Texas)
2013	TE	Ryan Corbin (Newcastle, Okla.)
2013	OL	Mack Cannon (Arlington, Texas)
2013	OL	Derrick Shelton (Clarendon, Texas)
2013	DL	Devin Benton (Arlington, Texas)
2014	DL	Devin Benton* (Arlington, Texas)
2014	OL	Derrick Shelton (Clarendon, Texas)

\*Defensive Player of the Year

**ALL-OKLAHOMASPORTS.NET TEAM**

Year	Pos.	Player (Hometown)	Team
2014	OL	Mack Cannon (Arlington, Texas)	First
2014	DL	Devin Benton (Arlington, Texas)	First
2014	DB	Steven Townsley (Thousand Oaks, Calif.)	First
2014	RB	Karl Hodge (Dallas, Texas)	Second
2015	DB	Conner Bays (Edmond, Okla.)	First
2015	DB	Trevon Hartfield (Watonga, Okla.)	First
2015	RB	Karltrell Henderson (Moore, Okla.)	Second
2015	WR	DJ Jones (Oakland, Calif.)	Second
2015	OL	Garrett Luke (Willis, Texas)	Second
2015	DL	Collier Ward (Bedford, Texas)	Second
2016	LB	Michael Adefolarin (Mansfield, Texas)	First
2016	DB	Conner Bays (Edmond, Okla.)	First
2016	TE	Collin Bricker (Piedmont, Okla.)	First
2016	RB	Karltrell Henderson (Moore, Okla.)	First
2016	WR	DJ Jones (Oakland, Calif.)	First
2016	OL	Garrett Luke (Willis, Texas)	First
2016	QB	Marc Evans (Ventura, Calif.)	Second
2016	DE	TJ Harris (Midfield, Ala.)	Second
2016	DT	Navajo Smith (Trophy Club, Texas)	Second

**NATIONAL ALL-STAR BOWL COLLEGE FOOTBALL CLASSIC  
(Las Vegas, Nev.)**

Year	Pos.	Player (Hometown)
1996	OL	Marcus Royster (Sunnyvale, Calif.)

**SNOW BOWL  
(Fargo, N.D.)**

Year	Pos.	Player (Hometown)
1996	LB	Yohance Brown (Altus, Okla.)

**CACTUS BOWL  
(Kingsville, Texas)**

Year	Pos.	Player (Hometown)
2001	DB	Cecil Deckard (Palo Alto, Calif.)
2001	WR	Shevron Glover (Newcastle, Okla.)

**EAST COAST BOWL GAME  
(Petersburg, Va.)**

Year	Pos.	Player (Hometown)
2009	WR	Johnathan Haggerty (Dallas, Texas)
2009	DB	Jeff Lemon (Columbus, Ga.)
2009	TE	Joe Sawyer (Ogden, Utah)

**PLAYERS ALL-STAR CLASSIC  
(Little Rock, Ark.)**

Year	Pos.	Player (Hometown)
2011	DB	Clarence Laster (Hemet, Calif.)

**NATIONAL BOWL GAME  
(Miami, Fla.)**

Year	Pos.	Player (Hometown)
2013	TE	Ryan Corbin (Newcastle, Okla.)*
2013	DL	Jim O'Brien (Lake Arrowhead, Calif.)
2014	WR	Brad Smithey (Mesquite, Texas)

\*Earned James Pratt Faith & Courage Award

**USA COLLEGE FOOTBALL BOWL  
(Jackson, Miss.)**

Year	Pos.	Player (Hometown)
2014	WR	Brad Smithey (Mesquite, Texas)

**UNITED STATES NATIONAL FOOTBALL TEAM  
International Federation of American Football (IFAF)  
World Championships  
(Canton, Ohio)**

Year	Pos.	Player (Hometown)
2015	WR	Brad Smithey (Mesquite, Texas)

**DREAM BOWL  
(Virginia Beach, Va.)**

Year	Pos.	Player (Hometown)
2015	DB	Trevon Hartfield (Watonga, Okla.)
2016	WR	DJ Jones (Oakland, Calif.)
2016	DB	Kevin Joseph (Miami, Fla.)
2016	DB	Deric Robertson (Killeen, Texas)



# ALL-CONFERENCE HONORS

## OKLAHOMA COLLEGIATE ATHLETIC CONFERENCE (OCAC)

Year	Pos.	Player	Team
1920	C	Harris	First
1920	C	Roberts	Second
1921	FB	Thomas	First
1921	C	Harris	Second
1922	FB	Thomas	First
1922	End	Malone	Second
1922	HB	Eubanks	Second
1923	T	Holland	Second
1923	C	Farmer	Second
1924	End	Cook	First
1924	G	Schultz	First
1924	HB	Simmons	First
1925	G	Umbach	First
1925	HB	Mayhew	First
1925	G	Jackson	Second
1926	End	Cooks	First
1926	T	Jackson	First
1926	HB	Simmons	First
1926	T	Shockley	Second
1927	G	Shockley	First
1927	T	Jackson	Second
1928	C	Keller	Second
1929	End	Joe Ross	Second
1929	T	Cooper	Second
1929	HB	Dowdy	Second
1930	End	Cochran	First
1931	End	Joe Ross	First
1931	G	Cotton Vickers	First
1931	FB	Curb	Second
1932	End	Joe Ross	First
1932	G	Orville England	First
1933	T	Arthur Sweet	First
1933	G	Steve England	First
1933	C	Gordon Kaiser	First
1933	HB	Cake Gore	First
1933	FB	Carl Beason	First
1934	G	Steve England	First
1934	C	Jam McCullough	First
1934	HB	Francis Young	First
1934	FB	Gordon Gore	First
1934	QB	Marshall	Second
1935	GB	Gordon Gore	First
1935	GB	Gano Tubb	Second
1936	G	Louis Benson	Second
1937	HB	Jack Huffman	First
1938	G	Kenneth Simms	First
1938	QB	Smith Williams	First
1938	T	Bob Kygar	Second
1938	HB	Jack Huffman	Second
1939	T	Musley Simms	First
1939	FB	Smith Williams	Second
1940	T	Mose Simms	First
1940	C	Pete Tillman	Second
1940	Back	LeRoy Duvall	Second
1941	End	Harold Springer	First
1941	T	Travis Rhodes	First
1941	G	Alvin Hand	First
1946	T	Albert Stover	First
1946	QB	Bill Thompson	First
1946	G	H.J. Zackaries	Second
1946	Back	LeRoy Duvall	Second
1947	T	Albert Stover	First
1947	G	H.J. Zackaries	First
1947	Back	Howard Guyer	First
1947	Back	Roy Coble	First
1947	End	Ralph Riley	Second
1947	T	Len Chapman	Second
1947	C	C. White	Second
1947	Back	Harold Stinson	Second
1948	T	H.J. Zackaries	First

1948	Back	Harold Stinson	First
1948	End	Mike Riley	Second
1948	T	Leonard Chapman	Second
1948	C	Don Prock	Second
1949	T	Leonard Chapman	First
1949	Back	Harold Stinson	First
1949	End	Orville Long	Second
1950	End	Wayne McCree	First
1950	T	Raymond Ware	First
1950	Back	Jim McKoy	First
1951	C	Don Torbett	First
1951	QB	Jim McKoy	First
1951	End	Bill Davis	Second
1952	End	Bill Davis	First
1952	T	Truman Smith	First
1952	QB	Jim McKoy	First
1953	End	Bill Davis	First
1953	QB	John Buck	First
1953	T	Truman Smith	Second
1953	HB	Don Stutters	Second
1954	QB	John Buck	First
1954	HB	Hayden Battles	First
1954	FB	Roy Hobbs	First
1954	T	Charles McClure	Second
1954	End	Ladd Morris	Second
1954	G	Bud Bahner	Second
1955	T	Gary Laird	First
1955	T	Charles McClure	First
1955	G	Bud Bahner	First
1955	QB	John Buck	First
1955	HB	Roy Hobbs	First
1956	QB	John Buck	First
1956	HB	Hayden Battles	First
1956	End	Gary Laird	Second
1956	HB	Mack Choate	Second
1957	End	Gary Laird	First
1957	G	John Jennings	First
1957	C	Leonard Selvidge	First
1957	FB	Terrill	First
1957	T	Jerry Ayers	Second
1957	QB	Leo Canaday	Second
1958	T	Jerry Ayers	Second
1958	G	Rusty Romines	Second
1959	End	Ken Wion	Second
1960	C	Jack Smalley	Second
1962	G	Malcolm Griffin	First
1963	End	Virgil Mason	First
1963	T	Bill Gravitt	First
1964	T	Jerry Craig	First
1964	G	Dennis Skinner	First
1964	T	Roger Newberry	Second
1964	HB	Mutual Bryant	Second
1965	T	Richard Boone	First
1965	End	Charles Porter	First
1965	G	Dennis Skinner	First
1965	Back	Mutual Bryant	First
1966	QB	Mike Freeman	First
1967	End	Jack Rose	First
1967	T	Mike Blaser	First
1967	HB	Gene Dillman	First
1967	G	George Slaczka	First
1967	K	Lynn Alexander	First
1967	LB	Bill Henly	Second
1967	HB	Eugene McGlory	Second
1968	G	Phil Tuttle	First
1968	FB	David Davis	First
1968	T	Charles Stevens	First
1968	G	Rudy Thompkins	First
1968	C	Tom Painter	Second
1968	G	John Stevens	Second
1968	S	Lee Brower	Second
1969	T	Bill Davis	First
1969	G	Max Dippel	First

1969	HB	Charles Hicks	First
1969	T	Chuck Stevens	First
1969	G	Rudy Thompkins	First
1969	LB	John Stevens	First
1969	HB	Eugene McGlory	First
1969	End	Teddy Bentz	Second
1969	G	Bob Densmore	Second
1969	End	Eugene Wilton	Second
1969	T	Roy Resler	Second
1970	T	Randy Lawrence	First
1970	HB	Charles Hicks	First
1970	End	Joe Shogog	First
1970	G	Eldavis Colbert	First
1970	GB	Eugene McGlory	First
1970	G	Bob Densmore	Second
1970	HB	Jim Calip	Second
1970	End	Eugene Wilton	Second
1971	QB	Ford Farris	First
1971	HB	Charles Hicks	First
1971	End	Eugene Wilton	First
1971	T	Roy Resler	First
1972	QB	Ford Farris	First

## OKLAHOMA INTERCOLLEGIATE CONFERENCE (OIC)

Year	Pos.	Player	Team
1974	QB	Jeff Trout	First
1974	TE	Bobby Rose	First
1974	DL	Tom Bergman	First
1974	LB	Judson McHenry	First
1974	FB	Willie Lee	Second
1974	FB	Ron Morgan	Second
1974	OT	John Mjoseh	Second
1974	C	Tom McElhane	Second
1974	DT	Tom Randolph	Second
1975	FB	Willie Lee	First
1975	DE	Scott Hallman	First
1975	DB	Lloyd Dismuke	First
1975	OT	Fred Bangs	Second
1975	SE	Bobby Moore	Second
1976	WB	Mike Brown	HM
1976	TB	Roy Ellison	First
1976	LB	Louis Mendoza	First
1976	C	Albert Walz	HM
1976	SE	Doug Brown	Second
1977	DB	Lewis Blanton	First
1977	DE	Robert Bridges	First
1977	OL	Butch Groves	First
1977	LB	Louis Mendoza	First
1977	QB	Mike Sekul	First
1977	DB	Glenn Stallings	First
1977	OL	Albert Walz	First
1977	NG	Willie White	First
1977	RB	Don Willis	First
1977	SE	Doug Brown	Second
1977	DB	Gary Calip	Second
1977	DT	David Denning	Second
1977	RB	Roy Ellison	Second
1977	DB	Scott Funk	Second
1977	RB	Freddie Hurd	Second
1977	LB	Al Riggins	Second
1979	P	Carl Birdsong	First
1979	LB	Gary Harper	First
1979	DB	Alfonzo McMillian	First
1979	DL	Willie White	First
1979	LB	Biff Beard	Second
1979	DL	Don Bentz	Second
1979	DB	Jeff Blake	Second
1979	RB	Myron Cook	Second
1979	OL	Mike Meinert	Second
1979	DL	Rocky Powell	Second
1979	RB	Joe Quinn	Second
1979	OL	Brian Vaverka	Second

# ALL-CONFERENCE HONORS

1979	DL	Herbert Watson	Second	1984	FB	William Hicks	HM	1989	DB	Shawn Peters	First
1979	DB	Mark Williams	Second	1984	RB	Ricki Byars	HM	1989	OL	Dee Wilhelm	Second
1979	QB	Dave Greenhalgh	HM	1985	OL	James Phillips	First	1989	DL	Doug Nelson	Second
1979	LB	Vic Hodge	HM	1985	C	Dave Storm	First	1989	LB	Chris Norman	Second
1979	SE	Al Kilgore	HM	1985	RB	Lonnie May	First	1989	DE	Randy Messer	HM
1979	TE	Doug Miller	HM	1985	DL	Randy Webster	First	1989	LB	Mark Bay	HM
1979	DL	Otis Miller	HM	1985	LB	Marty Irland	First	1989	QB	J. Taylor	HM
1979	DB	David Thompkins	HM	1985	DB	Simmy Cooley	First	1989	WR	Bob Ward	HM
1979	RB	Don Willis	HM	1985	TE	Felix Melendez	Second	1989	NG	Don Matthews	HM
1980	P	Carl Birdsong	First	1985	OL	Dud Robertson	Second	1989	DB	Earnest Baker	HM
1980	LB	Gary Harper	First	1985	DL	Mark Beisel	Second	1990	OL	Dee Wilhelm	First
1980	DL	Vic Hodge	First	1985	DB	Ricky Gross	Second	1990	WR	Nathan Robinson	First
1980	OL	Tom Schneider	First	1985	OL	Brad Farrow	HM	1990	P	Larry Talbott	First
1980	DB	David Thompkins	First	1985	OL	David Plumlee	HM	1990	NG	Don Matthews	First
1980	DB	Jim Blake	Second	1985	WR	Brad Cox	HM	1990	LB	Mark Bay	First
1980	RB	Myron Cook	Second	1985	RB	William Hicks	HM	1990	OL	Damon Sartor	Second
1980	OL	Rick Hatfield	Second	1985	RB	James Hicks	HM	1990	RB	Marc Williams	Second
1980	K	Tom Middlebrooks	Second	1985	RB	Lamar Mina	HM	1990	DL	John Wichert	Second
1980	RB	Joe Quinn	Second	1985	QB	Marion Brown	HM	1990	OL	Jim George	HM
1980	DL	Herbert Watson	Second	1985	DL	Sam Woodfork	HM	1990	RB	Eric Royal	HM
1981	LB	Ed Farmer	First	1985	DL	Bryan Cooper	HM	1990	DL	Lance Rumsey	HM
1981	DB	D.K. Guyton	First	1985	LB	Darrell Manigo	HM	1990	DB	Earnest Baker	HM
1981	SE	Pat Lewis	First	1985	LB	Cliff Ice	HM	1990	LB	Brent Thorton	HM
1981	OL	Tod Nix	First	1985	LB	Darrell Pickich	HM	1991	OL	Damon Sartor	First
1981	DL	Jerry Williams	First	1985	SS	Randy Simmons	HM	1991	OL	Bob Bruce	First
1981	DL	Mark Daniels	Second	1985	SS	Joe Don Litsch	HM	1991	WR	Nathan Robinson	First
1981	OL	Butch Phillips	Second	1985	DB	John Dill	HM	1991	RB	Eric Royal	First
1981	LB	Randy Roberts	Second	1985	P	Devon Cross	HM	1991	DL	John Wichert	First
1981	DB	Tony Shelton	Second	1986	RB	James Hicks	First	1991	LB	Stephen Buford	First
1981	RB	Amos Tate	Second	1986	OL	David Plumlee	First	1991	P	Larry Talbott	First
1981	LB	Mark Williams	Second	1986	DL	Mark Baetz	First	1991	OL	Rob Fletcher	Second
1981	DB	Reggie Giddings	HM	1986	LB	Chris Norman	First	1991	DL	Anthony Cathey	Second
1981	TE	Rick Leutjen	HM	1986	WR	Derrick Bailey	Second	1991	LB	Mongo Allen	Second
1981	OL	Clay Loosen	HM	1986	DL	John McCoy	Second	1991	DB	Brandin Beers	Second
1981	K	Tom Middlebrooks	HM	1986	DB	Randy Simmons	Second	1991	TE	Todd Kerkhoff	HM
1981	TE	Al Kilgore	HM	1986	TE	Felix Melendez	HM	1991	DB	Troy Appling	HM
1981	QB	Steve Price	HM	1986	OL	Danny Walker	HM	1991	DB	Stacy Hunt	HM
1981	LB	Lee Washington	HM	1986	OL	Brad Farrow	HM	1991	DE	Russell Whittaker	HM
1982	WR	Mark Hoffman	First	1986	WR	Jeff Jackson	HM	1991	DB	Michael Walker	HM
1982	C	Tod Nix	First	1986	DL	Barrett Lewis	HM	1991	QB	Grant Pitt	HM
1982	OL	Clay Loosen	First	1986	LB	Anthony Johnston	HM	1992	OL	Damon Sartor	First
1982	RB	Wayne Ellenberg	First	1986	DB	Shawn Peters	HM	1992	OL	Bob Bruce	First
1982	OL	Dan Walker	Second	1986	DB	Don Richard	HM	1992	TE	Junior Lowden	First
1982	QB	Stever Price	Second	1986	DL	Willie Harris	HM	1992	WR	Brian Parker	First
1982	RB	Mackie Dedeaux	Second	1987	OL	Kefrin Rusk	First	1992	RB	Eric Royal	First
1982	DL	Mark Daniels	First	1987	DL	Mark Baetz	First	1992	DL	John Wichert	First
1982	LB	Richard Lockman	First	1987	LB	Anthony Johnston	First	1992	LB	Stephen Buford	First
1982	DB	Tony Shelton	First	1987	P	Sohn Seifried	First	1992	DB	Michael Walker	First
1982	DL	Steve Easterling	Second	1987	OL	Bill Fitch	Second	1992	DB	Brandin Beers	First
1982	DL	Greg Hinkle	Second	1987	WR	Jeff Jackson	Second	1992	OL	Robby Fletcher	Second
1982	LB	James Johnson	Second	1987	LB	Chris Norman	Second	1992	DL	Jason Meskimen	Second
1982	DB	Terry Johnson	Second	1987	DB	Bret Cabbiness	HM	1992	DL	Anthony Cathey	Second
1982	DB	David Thompkins	Second	1987	DL	Randy Messer	HM	1992	LB	Mongo Allen	Second
1982	RB	Reggie Masters	HM	1988	OL	Kefrin Rusk	First	1992	QB	Grant Pitt	HM
1982	OL	Butch Phillips	HM	1988	DL	Todd Helton	First	1992	C	John Jensen	HM
1982	OL	John Cuffin	HM	1988	LB	A.J. Johnson	First	1992	WR	Lenard Leviston	HM
1982	OL	Tom Middlebrooks	HM	1988	DB	David Johnson	First	1992	DL	Tim Buben	HM
1982	DL	Joe Dobes	HM	1988	OL	Jeff Morris	Second	1992	DB	Ronnie Troglin	HM
1982	LB	Rhett Caviel	HM	1988	QB	Todd Hudson	Second	1993	OL	Rob Fletcher	First
1982	DB	Reggie Giddings	HM	1988	RB	James Hicks	Second	1993	DL	John Wichert	First
1984	DB	Nate Bowens	First	1988	K	Jim George	Second	1993	DL	Anthony Cathey	First
1984	K	Kioumars Reziae	First	1988	DL	Doug Nelson	Second	1993	LB	Yohance Brown	First
1984	DE	Randy Webster	First	1988	LB	John McCoy	Second	1993	DB	Michael Walker	First
1984	OL	Mark Guinn	Second	1988	DB	Shawn Peters	Second	1993	OL	John Buckendorf	Second
1984	WR	Mike Kroeker	Second	1988	WR	Bob Ward	HM	1993	K	Keith Wood	Second
1984	DB	Clarence Mosely	Second	1988	WR	Derrick Bailey	HM	1993	DL	Jason Meskimen	Second
1984	LB	Rhett Caviel	HM	1988	RB	Tim Stroud	HM	1993	RB	Sylbester Journey	HM
1984	OL	Bryan Cooper	HM	1988	DB	Don Richard	HM	1993	QB	Grant Pitt	HM
1984	OG	Tony Franklin	HM	1988	OL	Rex Ross	HM	1993	DL	Eric Garmond	HM
1984	DE	Greg Hinkle	HM	1988	LB	George Woodward	HM	1993	DB	Stacey Hunt	HM
1984	DB	Marty Irland	HM	1989	RB	Marc Williams	First	1994	TE	Junior Lowden	First
1984	OL	Dud Robertson	HM	1989	SE	Derrick Bailey	First	1994	LB	Yohance Brown	First
1984	RB	Lonnie May	HM	1989	DL	Todd Helton	First	1994	OL	Shane Ellick	Second



# ALL-CONFERENCE HONORS

1994	WR	Craig Schlessman	Second	1995	QB	Todd Ritz	Second	1996	OL	Matt Etters	Second
1994	DL	Garrett Davis	Second	1995	DL	Robert Newberg	Second	1996	OL	Jason Penny	Second
1994	DB	Michael Walker	HM	1995	DE	Shane Garner	HM	1996	DL	Gary Bigelow	Second
1994	LB	David Wells	HM	1995	DB	Jake Jensen	HM	1996	LB	Mark Patterson	Second
1994	TE	Tim Martin	HM	1995	DT	Jeff Frazier	HM	1996	DB	Jake Jensen	Second
1994	OL	Jay Buck	HM	1995	FB	Donnie Kerr	HM	1996	P	Jeff Steindorf	Second
1994	WR	Mark Folks	HM	1995	DB	Marshall Oliver	HM	1996	DB	David Wommack	HM
1994	QB	Grant Pitt	HM	1995	WR	Reggie Jackson	HM	1996	DE	J.J. Carrethers	HM
1995	OL	Scott Williams	First	1996	RB	Willie Brown	First	1996	TB	Keith Kizzie	HM
1995	TE	Junior Lowden	First	1996	WR	Reggie Jackson	First	1996	OT	Kevin Gatewood	HM
1995	WR	Alvin Milton	First	1996	DL	Robert Newberg	First	1996	SS	Marshall Oliver	HM
1995	DL	Chuck Felts	First	1996	LB	Yohance Brown	First	1996	DT	Brandon Tucker	HM
1995	LB	Yohance Brown	First	1996	DB	Landon Curtis	First	1996	OT	Robert Graves	HM
1995	OL	Kevin Carey	Second	1996	WR	Alvin Milton	First	1996	FB	Kirk Talley	HM
1995	RB	Keith Kizzie	Second	1996	QB	Brad Woodard	Second				

## NCAA DIVISION II (1997-Pres.)

LONE STAR CONFERENCE				NCAA DIVISION II (1997-Pres.)			
Year	Pos.	Player (Hometown)	Team	Year	Pos.	Player (Hometown)	Team
1997	DL	Brandon Tucker (Los Angeles, Calif.)	First	2001	DL	Scott Junk (Kailua, Hawaii)	HM
1997	LB	Mark Patterson (Tuttle, Okla.)	First	2001	TE	Chad Headrick (Turpin, Okla.)	HM
1997	DB	Landon Curtis (Oklahoma City)	First	2002	OT	Scott Junk (Kailua, Hawaii)	First
1997	QB	Brad Woodard (Dewey, Okla.)	Second	2002	DL	Anthony Piccirillo (Watonga, Okla.)	First
1997	WR	Damon Willis (Houston, Texas)	Second	2002	LB	Shane Winchester (Lumberton, Texas)	First
1997	TE	Charwick Reed (Cleveland, Texas)	Second	2002	P	Scott Poole (Moore, Okla.)	First
1997	OL	Jason Penny (Norman, Okla.)	Second	2002	DB	Courtney Williams (Oklahoma City)	Second
1997	C	Matt Etters (Norman, Okla.)	Second	2002	OL	Josh Werth (Hays, Kan.)	HM
1997	FB	Kirk Talley (Farmersville, Texas)	HM	2002	RB	Jimmy Jenkins (Watonga, Okla.)	HM
1997	P	Dewayne Richardson (Watonga, Okla.)	HM	2003	DL	Rick Washington (San Antonio, Texas)	First
1998	WR	Damon Willis (Houston, Texas)	Second	2003	LB	Charles Thomas (Fort Worth, Texas)	First
1998	TE	Charwick Reed (Cleveland, Texas)	Second	2003	DB	Dustin Wall (Owasso, Okla.)	First
1998	DL	Tripler Letuligasenoa (San Leandro, Calif.)	Second	2003	P	Scott Poole (Moore, Okla.)	First
1999	LB	Lucas Aslin (Manhattan, Kan.)	First	2003	WR	Chase Pratt (Olney, Texas)	Second
1999	DB	Cecil Deckard (Palo Alto, Calif.)	First	2003	QB	Reade Box (Mangum, Okla.)	HM
1999	DL	Russell Radford (Laverne, Okla.)	First	2003	OL	Zac Bryant (Edmond, Okla.)	HM
1999	RB	Kirk Talley (Farmersville, Texas)	Second	2003	DL	Colt Allison (Washington, Okla.)	HM
1999	WR	Shevron Glover (Newcastle, Okla.)	Second	2004	DL	Terry Joiner (Fort Lewis, Wash.)	First
1999	OL	Greg Erpelding (Pampa, Texas)	Second	2004	LB	Charles Thomas (Fort Worth, Texas)	First
1999	WR	Walter Oliver (Tulsa, Calif.)	HM	2004	WR	James Sadler (Lathorp, Calif.)	Second
1999	LB	Jeremy Williams (Altus, Okla.)	HM	2005	WR	Danny Howard (Oklahoma City)	First
1999	LB	Bennie Mims (Rockwall, Texas)	HM	2005	DB	Tommy Musa (Laverne, Calif.)	First
1999	DB	Scott Seybold (Weatherford, Okla.)	HM	2005	DL	Terry Joiner (Fort Lewis, Wash.)	Second
2000	WR	Shevron Glover (Newcastle, Okla.)	First	2005	LB	Michael Hart (Oklahoma City)	Second
2000	DL	Russell Radford (Laverne, Okla.)	First	2006	OL	Austin Ellis (Burns Flat, Okla.)	First
2000	LB	Bennie Mims (Rockwall, Texas)	First	2006	RS	Patrick Weaver (Oklahoma City)	First
2000	DB	Cecil Deckard (Palo Alto, Calif.)	First	2006	DB	Desmond Baker (Garland, Texas)	First
2000	OL	Scott Mullins (Medicine Lodge, Kan.)	Second	2006	QB	Jimmy Sangster (Macon, Mo.)	Second
2000	DL	Jeff Parker (Napa, Calif.)	Second	2006	RB	Reshard Dudley (Marianna, Fla.)	Second
2000	FB	Nick Hamar (Thomas, Okla.)	HM	2006	FB	Tyson Bryant (Cordell, Okla.)	Second
2000	TE	Bruce Bartlett (Altus, Okla.)	HM	2006	WR	Jonathan Haggerty (Dallas, Texas)	Second
2000	QB	Josh Allen (Edmond, Okla.)	HM	2006	OL	Jonathan Dobrinski (Thomas, Okla.)	Second
2000	WR	Walter Oliver (Tulsa, Calif.)	HM	2006	DL	Cory Summers (Oklahoma City)	Second
2000	DL	Emmons Johnson (Cleveland, Texas)	HM	2006	DL	Joe Castle (Beaumont, Texas)	Second
2000	DB	Scott Seybold (Weatherford, Okla.)	HM	2006	LB	Greg Franklin (Oklahoma City)	Second
2001	DL	Emmons Johnson (Cleveland, Texas)	First	2006	LB	Jon Patterson (Plano, Texas)	Second
2001	LB	Zach Hensley (Ford, Kan.)	First	2007	FB	Josh Postin (Andover, Kan.)	First
2001	DB	Scott Seybold (Weatherford, Okla.)	First	2007	WR	Jonathan Haggerty (Dallas, Texas)	First
2001	P	Josh Blackmon (Pampa, Texas)	First	2007	OL	Austin Ellis (Burns Flat, Okla.)	First
2001	FB	Nick Hamar (Thomas, Okla.)	Second	2007	LB	Ruzell McCoy (Frederick, Okla.)	First
2001	DB	Courtney Williams (Oklahoma City)	Second	2007	P	Corey Lenahan (La Mirada, Calif.)	First
				2007	K	Spenser Danie (Sulpher Springs, Texas)	Second

# ALL-CONFERENCE HONORS

Year	Pos.	Player (Hometown)	Team
2007	RS	Patrick Weaver (Oklahoma City)	Second
2007	DL	Eddie Walton (Irving, Texas)	Second
2007	DL	Joe Castle (Beaumont, Texas)	Second
2007	LB	Greg Franklin (Oklahoma City)	Second
2007	LB	Andre Morgan (Garland, Texas)	Second
2007	DB	Jonathan Thomas (Irving, Texas)	Second
2007	DB	Desmond Baker (Garland, Texas)	Second
2007	QB	Steve Day (Edmond, Okla.)	HM
2007	OL	Jake Olivarez (Edmond, Okla.)	HM
2008	RB	Luke Lundy (Auburn, Neb.)	First
2008	WR	Kyle Wimberly (Indianapolis, Ind.)	First
2008	TE	Joe Sawyer (Ogden, Utah)	First
2008	OL	Jerrold Hunt (Garden Plain, Kan.)	First
2008	LB	Ruzell McCoy (Frederick, Okla.)	First
2008	LB	Jaron Burgess (Norman, Okla.)	First
2008	OL	Jordan Pettit (Bethany, Okla.)	Second
2008	DL	Justin Cannon (Midland, Texas)	Second
2008	DB	Demarcus Render (Newman, Ga.)	Second
2008	QB	Steve Day (Edmond, Okla.)	HM
2008	DB	Jeff Lemon (Columbus, Ga.)	HM
2009	WR	Jonathan Haggerty (Dallas, Texas)	First
2009	TE	Joe Sawyer (Ogden, Utah)	First
2009	LB	Fred Leak (Palestine, Ark.)	First
2009	OL	Stephen Speer (Arlington, Texas)	Second
2009	P	Chad McIntosh (Grand Prairie, Texas)	Second
2009	RS	Bruce Hatton (Mesquite, Texas)	HM
2009	DL	Cory Summers (Oklahoma City)	HM
2009	DL	Nick Walker (Altus, Okla.)	HM
2010	DB	Jonathan Darby (San Diego, Calif.)	First
2010	FB	Marshall Fraley (Bixby, Okla.)	Second
2010	OL	Stephen Speer (Arlington, Texas)	Second
2010	RS	Bruce Hatton (Dallas, Texas)	Second
2010	DL	Henry Niutel (Eules, Texas)	Second
2010	LB	Jaron Burgess (Norman, Okla.)	Second
2010	DB	Marvin Tribble (Fort Lauderdale, Fla.)	Second
2010	TE	Ryan Corbin (Newcastle, Okla.)	HM
2010	OL	Kane Bryen (Thomas, Okla.)	HM
2010	DL	Cash Johnson (Kingfisher, Okla.)	HM
2010	LB	Preston Margain (Los Angeles, Calif.)	HM
2010	LS	Colton Dickinson (Tulsa, Okla.)	HM

## GREAT AMERICAN CONFERENCE

Year	Pos.	Player (Hometown)	Team
2011	DB	Marvin Tribble (Fort Lauderdale, Fla.)	First
2011	DB	Clarence Laster (Hemet, Calif.)	First
2011	WR	Esau Bauknight (Columbus, Ga.)	Second
2011	UT	Bruce Hatton (Mesquite, Texas)	Second
2011	DL	Devin Benton (Arlington, Texas)	Second
2011	K	Colton Rainey (Lawton, Okla.)	Second
2011	QB	Dustin Stenta (Fort Worth, Texas)	HM
2011	DL	Lis Leota (Salt Lake City, Utah)	HM
2012	TE	Ryan Corbin (Newcastle, Okla.)	First
2012	DL	Devin Benton (Arlington, Texas)	First
2012	K	Colton Rainey (Lawton, Okla.)	Second
2012	ST	Colton Dickinson (Tulsa, Okla.)	Second
2012	RB	Aaron Wilson (Wichita, Kan.)	HM

## SPECIALTY HONORS (NCAA DIVISION II ERA)

### LONE STAR CONFERENCE

1997	DB	Landon Curtis	Defensive Back of the Year
2000	WR	Shevron Glover	Receiver of the Year
2000	DB	Cecil Deckard	Defensive Back of the Year
2001	RB	Jimmy Jenkins	Freshman of the Year
2004	OL	Drew Rigsby	Co-Freshman of the Year
2005	WR	Danny Howard	Co-Receiver of the Year
2006		Ryan Held	Coach of the Year
2007	OL	Austin Ellis	Co-Offensive Lineman of the Year
2008	LB	Ruzell McCoy	Co-Linebacker of the Year
2008	RB	Luke Lundy	Freshman of the Year

### GREAT AMERICAN CONFERENCE

2011	DL	Devin Benton	Freshman of the Year
2014	DL	Devin Benton	Defensive Player of the Year
2015		Dan Cocannouer	Coach of the Year

Year	Pos.	Player (Hometown)	Team
2012	OL	Kane Bryen (Thomas, Okla.)	HM
2013	TE	Ryan Corbin (Newcastle, Okla.)	First
2013	DL	Devin Benton (Arlington, Texas)	First
2013	QB	Dustin Stenta (Fort Worth, Texas)	Second
2013	LB	Ryan Feller (Altus, Okla.)	Second
2013	WR	Brad Smithey (Mesquite, Texas)	HM
2013	OL	Nathan Butler (Southlake, Texas)	HM
2013	OL	Mack Cannon (Arlington, Texas)	HM
2013	OL	Derrick Shelton (Clarendon, Texas)	HM
2013	DL	Jacolby Robinson (Mansfield, Texas)	HM
2014	DL	Devin Benton (Arlington, Texas)	First
2014	RB	Karl Hodge (Dallas, Texas)	Second
2014	OL	Derrick Shelton (Clarendon, Texas)	Second
2014	DB	Kevin Joseph (Miami, Fla.)	Second
2014	WR	Brad Smithey (Mesquite, Texas)	HM
2014	OL	Mack Cannon (Arlington, Texas)	HM
2014	DB	Steven Townsley (Thousand Oaks, Calif.)	HM
2015	DB	Trevon Hartfield (Watonga, Okla.)	First
2015	RS	DJ Jones (Oakland, Calif.)	First
2015	DB	Conner Bays (Edmond, Okla.)	Second
2015	RB	Karltrill Henderson (Moore, Okla.)	HM
2015	RB	Kenneth Martey (San Diego, Calif.)	HM
2015	WR	DJ Jones (Oakland, Calif.)	HM
2015	OL	Garrett Luke (Willis, Texas)	HM
2016	TE	Collin Bricker (Piedmont, Okla.)	First
2016	WR	DJ Jones (Oakland, Calif.)	First
2016	RB	Karltrill Henderson (Moore, Okla.)	Second
2016	DB	Kevin Joseph (Miami, Fla.)	Second
2016	OL	Garrett Luke (Willis, Texas)	Second
2016	DB	Conner Bays (Edmond, Okla.)	HM
2016	OL	Kevin Blessing (Flower Mound, Texas)	HM
2016	WR	JR Omigie (Arlington, Texas)	HM



# YEAR-BY-YEAR STATISTICAL LEADERS

### Total Offense Leaders

Year	Player	Plays	Rush	Pass	Total
1997	Brad Woodard	227	-86	1034	948
1998	Christian Stillings	183	179	615	794
1999	Josh Allen	251	-130	1795	1665
2000	Josh Allen	276	-150	1806	1656
2001	Jimmy Jenkins	185	841	0	841
2002	Reade Box	300	99	1397	1496
2003	Reade Box	450	437	2325	2762
2004	Beau Dodson	326	-6	1669	1663
2005	Steve Day	308	-61	1423	1362
2006	Jimmy Sangster	343	26	1857	1883
2007	Steve Day	241	-84	1410	1326
2008	Steve Day	478	-69	2561	2492
2009	Steve Day	544	-13	2088	2075
2010	Dustin Stenta	378	251	1477	1728
2011	Dustin Stenta	532	225	2869	3094
2012	Dustin Stenta	441	144	2157	2301
2013	Dustin Stenta	459	278	3003	3281
2014	Karl Hodge	206	980	0	980
2015	Marc Evans	389	-47	2681	2634
2016	Marc Evans	411	2	3048	3050

### Receiving Leaders

Year	Player	Rec.	Yards	Avg.	TDs
1997	Damon Willis	25	403	16.1	5
1998	Damon Willis	32	549	17.2	3
1999	Shevron Glover	35	774	22.1	8
2000	Shevron Glover	43	762	17.7	5
2001	Chad Headrick	15	286	19.1	0
2002	Chase Pratt	34	514	15.1	0
2003	Chase Pratt	46	908	19.7	10
2004	Danny Howard	32	533	16.7	1
2005	Danny Howard	50	887	17.7	3
2006	John Haggerty	45	804	17.9	7
2007	John Haggerty	46	782	17	6
2008	Kyle Wimberly	51	678	13.3	5
2009	John Haggerty	54	748	13.9	9
2010	Ryan Corbin	36	389	10.8	2
2011	Esau Bauknight	48	732	15.2	4
2012	Ryan Corbin	47	400	8.5	1
2013	Ryan Corbin	78	914	11.7	7
2014	Brad Smithy	35	285	8.1	1
2015	D.J. Jones	54	903	16.7	7
2016	D.J. Jones	61	968	15.9	8

### Rushing Leaders

Year	Player	Att	Net Gain	TDs	Avg.	Yds/Gm
1997	Kirk Talley	113	552	2	4.9	55.2
1998	Malcolm Mathis	164	467	2	3.1	46.7
1999	Anthony Davis	135	643	4	4.8	64.3
2000	Anthony Davis	206	874	10	4.2	87.4
2001	Jimmy Jenkins	185	841	6	4.5	84.1
2002	Jimmy Jenkins	242	983	12	4.1	89.4
2003	Beaux Daville	143	527	1	3.7	52.7
2004	Jimmy Jenkins	98	209	2	2.1	23.2
2005	Steve Ihekona	102	270	0	2.6	24.5
2006	Reshard Dudley	155	650	4	4.2	59.1
2007	Patrick Weaver	100	472	1	4.7	42.9
2008	Luke Lundy	127	552	2	4.3	55.2
2009	J.R. Hammond	52	150	1	2.9	21.4
2010	Dwight Pete	129	489	6	3.8	48.9
2011	D.C. Walker	186	622	5	3.3	62.2
2012	Aaron Wilson	189	961	6	5.1	96.1
2013	Karl Hodge	142	673	2	4.7	61.2
2014	Karl Hodge	206	980	11	4.8	98.0
2015	Karltrell Henderson	180	829	11	4.6	69.1
2016	Karltrell Henderson	181	881	17	4.9	80.1

### Punting Leaders

Year	Player	Punts	Yds	Avg
1997	Dewayne Richardson	73	2932	40.2
1998	Josh Blackmon	69	2767	40.1
1999	Josh Blackmon	66	2373	36
2000	Josh Blackmon	56	1999	35.7
2001	Josh Blackmon	56	2250	40.2
2002	Scott Poole	49	1980	40.4
2003	Scott Poole	48	2011	41.9
2004	Scott Poole	67	2505	37.4
2005	Kirby Humphrey	68	2480	36.5
2006	Marcos Ortega	41	1355	33
2007	Corey Lenahan	57	2339	41
2008	Chad McIntosh	69	2610	37.8
2009	Chad McIntosh	83	3159	38.1
2010	Colton Rainey	77	2498	32.4
2011	Ken Wooldridge	48	1898	39.5
2012	Colton Rainey	58	1944	33.5
2013	Michael Perez	24	907	37.8
2014	Dalton Jackson	57	1989	34.9
2015	Michael Perez	45	1541	34.2
2016	Dalton Jackson	41	1497	36.5

### Passing Leaders

Year	Player	Att-Comp	Pct.	Yds	TDs	INTs	Yds/Gm
1997	Brad Woodard	201-72	35.8	1,034	9	9	129.3
1998	Christian Stillings	123-41	33.3	615	2	11	61.5
1999	Josh Allen	198-106	53.5	1,795	10	10	179.5
2000	Josh Allen	234-130	55.6	1,806	7	13	180.6
2001	Matt Stowers	138-51	37	711	2	9	71.1
2002	Reade Box	190-104	54.7	1,397	5	3	155.2
2003	Reade Box	292-155	53.1	2,325	16	12	211.4
2004	Beau Dodson	249-118	47.4	1,669	6	15	166.9
2005	Steve Day	227-123	54.2	1,423	6	8	129.4
2006	Jimmy Sangster	274-140	51.1	1,857	11	9	168.8
2007	Steve Day	210-112	53.3	1,410	13	10	128.2
2008	Steve Day	448-225	50.2	2,561	18	17	232.8
2009	Steve Day	449-232	51.7	2,088	9	21	189.8
2010	Dustin Stenta	296-152	51.4	1,477	7	10	134.3
2011	Dustin Stenta	451-263	58.3	2,869	19	17	260.8
2012	Dustin Stenta	366-190	51.9	2,157	11	15	215.7
2013	Dustin Stenta	234-397	58.9	3,003	27	10	273.0
2014	Ryley Claborn	68-133	51.1	624	3	7	124.8
2015	Marc Evans	210-374	56.1	2,681	25	8	268.1
2016	Marc Evans	223-401	55.6	3,048	22	13	277.1

### Scoring Leaders

Year	Player	TDs	PATs	FGs	Total
1997	Kyle Bengs	0	10	9	37
1998	Damon Willis	3	0	0	18
	Malcolm Mathis	3	0	0	18
1999	Shevron Glover	8	0	0	48
2000	Anthony Davis	10	0	0	60
2001	Bryan Poole	0	17	7	38
	Jimmy Jenkins	6	1	0	38
2002	Jimmy Jenkins	12	0	0	72
2003	Chase Pratt	11	0	0	66
2004	James Sadler	4	1	0	26
2005	Rusty Voight	0	10	8	34
2006	Spenser Daniel	0	23	8	47
2007	Spenser Daniel	0	25	7	46
2008	Chad McIntosh	0	15	5	30
	Joe Sawyer	5	0	0	30
	Kyle Wimberly	5	0	0	30
2009	Chad McIntosh	0	13	10	43
2010	Colton Rainey	0	22	7	43
2011	Colton Rainey	0	28	11	61
2012	Colton Rainey	0	21	13	60
2013	Ryan Corbin	12	0	0	72
2014	Karl Hodge	11	0	0	66
2015	Karltrell Henderson	14	0	0	84
2016	Karltrell Henderson	17	0	0	102

# YEAR-BY-YEAR STATISTICAL LEADERS

**All-Purpose Yards Leaders**

Year	Player	Rush	Rec.	PR	KR	Total	Avg.
1997	Kirk Talley	552	71	0	0	623	62.3
1998	Damon Willis	54	549	0	453	1056	105.6
1999	Anthony Davis	643	146	0	33	822	82.2
2000	Anthony Davis	874	75	0	26	975	97.5
2001	Jimmy Jenkins	841	76	0	0	917	91.7
2002	Jimmy Jenkins	983	85	27	0	1095	99.5
2003	Chase Pratt	11	908	203	167	1289	117.2
2004	Chase Pratt	13	388	109	330	840	84
2005	Danny Howard	0	887	0	47	934	84.9
2006	John Haggerty	0	804	0	0	804	73.1
2007	Patrick Weaver	472	132	159	276	1039	94.5
2008	Luke Lundy	552	210	0	0	762	76.2
2009	Bruce Hatton	107	332	68	501	1008	91.6
2010	Bruce Hatton	-5	344	60	645	1044	94.9
2011	Bruce Hatton	5	427	0	465	897	81.5
2012	Aaron Wilson	961	65	0	50	1076	107.6
2013	Ryan Corbin	13	914	0	15	942	85.6
2014	Karl Hodge	980	55	0	0	1035	103.5
2015	D.J. Jones	86	903	275	533	1797	149.8
2016	D.J. Jones	157	968	24	342	1491	135.5

**Leading Tacklers**

Year	Player	Total	Solo	Assist
1997	Landon Curtis	97	54	43
1998	Lucas Aslin	62	42	20
1999	Lucas Aslin	98	45	43
2000	Zach Hensley	70	27	43
2001	Zach Hensley	99	47	52
2002	Shane Winchester	94	51	43
2003	Charles Thomas	103	36	67
2004	Charles Thomas	122	34	88
2005	Michael Hart	88	33	55
2006	Greg Franklin	85	33	52
2007	Greg Franklin	83	35	48
	Ruzell McCoy	83	46	37
2008	Ruzell McCoy	107	68	39
2009	Shane Scott	100	61	39
2010	Jonathan Darby	91	43	48
2011	Clarence Laster	97	61	36
2012	Ryan Feller	86	41	45
2013	Ryan Feller	102	43	59
2014	Tanner Thompson	87	42	45
2015	Conner Bays	115	59	56
2016	Conner Bays	128	80	48

**Kick Return Leaders**

Year	Player	Ret.	Yds	Avg.	TD
1997	Damon Willis	4	114	28.5	0
1998	Damon Willis	22	453	20.6	0
1999	Jerimi Calip	10	171	17.1	0
2000	Walter Oliver	12	202	16.8	0
2001	Beaux Daville	9	145	16.1	0
2002	Tony Goodman	14	338	24.1	0
2003	Chase Pratt	9	167	18.6	0
2004	Chase Pratt	15	330	22	1
2005	Patrick Weaver	17	289	17	0
2006	Patrick Weaver	12	313	26.1	1
2007	Patrick Weaver	12	276	23	0
2008	Patrick Weaver	14	375	26.8	0
2009	Bruce Hatton	21	501	23.9	0
2010	Bruce Hatton	30	645	21.5	0
2011	Bruce Hatton	22	465	21.1	0
2012	DeMarcus Miller	12	222	18.5	0
2013	Teverick Boyd	17	332	19.5	0
2014	Teverick Boyd	15	309	20.6	0
2015	D.J. Jones	22	533	24.2	0
2016	D.J. Jones	17	342	20.1	0

**Interceptions Leaders**

Year	Player	INTs	Yds	Avg.	TD
1997	Landon Curtis	5	63	12.6	0
1998	Jeremy Williams	3	0	0	0
1999	Cecil Deckard	5	117	23.4	1
2000	Cecil Deckard	6	32	5.3	0
2001	Courtney Williams	3	37	12.3	0
2002	Tony Goodman	4	8	2	1
2003	Michael Hart	2	27	13.5	0
	Dustin Wall	2	14	7	1
	Chris Browner	2	0	0	0
2004	Michael Hart	2	100	50	0
	Sean Cole	2	0	0	0
2005	Trent Pratt	2	57	28.5	0
	Tommy Musa	2	46	23	0
	Desmond Baker	2	2	1	0
2006	Desmond Baker	3	38	12.7	2
2007	Nine Tied	1	-	-	-
2008	Demarcus Render	5	41	8.2	0
	Jeff Lemon	5	37	7.4	0
2009	Jeff Lemon	3	64	21.3	0
2010	Marvin Tribble	4	54	13.5	0
2011	Clarence Laster	8	244	30.5	2
2012	Terrance Franklin	4	74	18.5	1
	Brandon Washington	4	65	16.2	0
2013	Steven Townsley	3	5	1.7	0
2014	Kevin Joseph	4	134	33.5	0
2015	Trevon Hartfield	5	87	17.4	0
2016	Kevin Joseph	4	0	0	0

**Punt Return Leaders**

Year	Player	Ret.	Yds	Avg.	TD
1997	Jerimi Calip	16	137	8.6	0
1998	Jerimi Calip	17	71	4.2	0
1999	Jerimi Calip	20	153	7.7	0
2000	Walter Oliver	14	91	6.5	0
2001	Robert Bernard	14	104	7.4	0
2002	Chase Pratt	21	285	13.6	1
2003	Chase Pratt	23	203	8.8	1
2004	Chase Pratt	17	109	6.4	0
2005	Patrick Weaver	12	73	6.1	0
2006	Patrick Weaver	17	234	13.8	1
2007	Patrick Weaver	11	259	14.5	1
2008	Patrick Weaver	14	115	8.2	0
2009	Bruce Hatton	9	68	7.6	0
2010	Eric Charles	8	80	10	0
2011	Eric Charles	11	22	2	0
2012	Brad Smithey	7	26	3.7	0
2013	Brad Smithey	8	37	4.6	0
2014	Brad Smithey	18	128	7.1	0
2015	D.J. Jones	14	275	19.6	2
2016	D.J. Jones	6	24	4.0	0

**Sacks**

Year	Player	Sacks	Yds
1997	Jarrod Tippens	5.0	27
1998	Gabe Terry	9.0	NA
1999	Russell Radford	9.0	NA
2000	Emmons Johnson	10.0	71
2001	Zach Hensley	3.0	20
2002	Anthony Piccirillo	7.0	60
2003	Rick Washington	3.0	20
2004	Terry Joiner	11.0	76
2005	Roddrick Sheppard	5.0	42
2006	Steven Strobel	3.5	32
2007	Eddie Walton	5.0	25
2008	Ruzell McCoy	5.0	33
2009	Nick Walker	5.0	27
2010	Ozzie Donato	2.0	25
	Jaron Burgess	2.0	11
	Sean Gordon	2.0	8
2011	Devin Benton	5.0	34
2012	Jim O'Brien	6.0	39
2013	Jim O'Brien	5.0	43
2014	Devin Benton	5.5	30
2015	Collier Ward	8.0	50
2016	TJ Harris	5.0	47

# SWOSU VS. OPPONENTS ALL-TIME

Opponent	First	No.	Won	Lost	Tied	Last	Opponent	First	No.	Won	Lost	Tied	Last
Abilene Christian	1929	11	1	10	0	2010	Oklahoma	1915	2	0	2	0	1916
Adams State (Colo.)	1955	7	4	3	0	2000	<b>Oklahoma Baptist</b>	<b>1912</b>	<b>22</b>	<b>10</b>	<b>10</b>	<b>2</b>	<b>2016</b>
Angelo State	1972	5	2	3	0	2009	Oklahoma City	1907	15	8	4	3	1941
<b>Arkansas-Monticello</b>	<b>2011</b>	<b>6</b>	<b>3</b>	<b>3</b>	<b>0</b>	<b>2016</b>	Oklahoma State	1909	9	1	8	0	1932
<b>Arkansas Tech</b>	<b>1968</b>	<b>13</b>	<b>7</b>	<b>6</b>	<b>0</b>	<b>2016</b>	<b>Ouachita Baptist</b>	<b>1988</b>	<b>13</b>	<b>4</b>	<b>9</b>	<b>0</b>	<b>2016</b>
Austin College (Texas)	1918	2	0	2	0	1951	Panhandle State	1928	57	39	15	3	2009
Bacone	1933	3	2	1	0	2003	Phillips	1915	13	5	8	0	1927
Bethany (Kan.)	1949	1	1	0	0	1949	Pittsburg State (Kan.)	1930	2	0	2	0	1935
Bethel (Kan.)	1952	1	1	0	0	1952	Regis (Colo.)	1940	1	1	0	0	1940
Bishop College (Texas)	1980	2	1	1	0	1981	Sam Houston State	1941	16	7	9	0	1984
Blackwell HS	1915	1	0	1	0	1915	<b>Southeastern Oklahoma St.</b>	<b>1923</b>	<b>85</b>	<b>36</b>	<b>46</b>	<b>3</b>	<b>2016</b>
Cameron	1928	19	8	11	0	1986	<b>Southern Arkansas</b>	<b>2011</b>	<b>6</b>	<b>1</b>	<b>5</b>	<b>0</b>	<b>2016</b>
Catholic	1916	2	1	1	0	1920	<b>Southern Nazarene</b>	<b>2003</b>	<b>6</b>	<b>6</b>	<b>0</b>	<b>0</b>	<b>2016</b>
Carver HS	1922	1	1	0	0	1922	Southwestern College (Kan.)	1926	7	5	2	0	1954
Central Arkansas	1986	5	1	3	1	1992	Southwestern Univ. (Texas)	1936	1	0	0	1	1936
Central Oklahoma	1905	89	26	60	3	2015	St. Mary's (Texas)	1941	1	0	1	0	1941
Chilocco	1920	1	1	0	0	1920	Stephen F. Austin	2012	1	0	1	0	2012
Clarendon (Texas)	1917	6	3	3	0	1926	Sterling (Kan.)	1949	1	1	0	0	1949
Colorado College	1957	2	1	1	0	1958	Tarleton State	1932	26	11	15	0	2013
Connors JC	1938	1	0	0	1	1938	Texas	1926	2	0	2	0	1927
Cordell Christian	1926	4	3	1	0	1933	Texas-Arlington	1959	3	0	3	0	1964
Daniel Baker (Texas)	1936	1	0	1	0	1936	Texas A&M	1925	1	1	0	0	1925
<b>East Central</b>	<b>1915</b>	<b>94</b>	<b>43</b>	<b>49</b>	<b>2</b>	<b>2016</b>	Texas A&M-Commerce	1952	14	4	10	0	2010
Eastern New Mexico	1939	47	27	18	2	2010	Texas A&M-Kingsville	2000	5	3	2	0	2010
Eastern Oklahoma	1929	1	1	0	0	1929	Texas Christian	1911	3	0	2	1	1913
Emporia State (Kan.)	1930	5	1	4	0	2010	Texas Lutheran	1977	6	4	2	0	1982
Fort Hays State (Kan.)	1937	8	4	4	0	1967	Thomas HS	1910	1	1	0	0	1910
Friends (Kan.)	1925	1	0	1	0	1925	Trinity (Texas)	1929	1	0	1	0	1929
Kingfisher College	1905	10	5	3	2	1921	Tulsa	1915	3	0	3	0	1922
Hardin-Simmons (Texas)	1925	1	0	1	0	1925	Wayland Baptist	1923	1	1	0	0	1923
<b>Harding</b>	<b>1994</b>	<b>12</b>	<b>5</b>	<b>7</b>	<b>0</b>	<b>2016</b>	West Texas A&M	1920	21	10	9	2	2010
<b>Henderson State</b>	<b>1980</b>	<b>8</b>	<b>2</b>	<b>6</b>	<b>0</b>	<b>2016</b>	Western New Mexico	1988	2	2	0	0	1989
Howard Payne (Texas)	1917	4	2	1	1	1987	Western State (Colo.)	1946	4	2	2	0	1949
Lamar (Texas)	1950	2	0	2	0	1951							
Langston	1956	33	20	13	0	1996							
Mangum HS	1914	1	0	1	0	1914							
McMurry (Texas)	1936	3	1	2	0	1940							
McNeese State (La.)	1956	1	0	1	0	1956							
Mexico All-Stars	1991	1	0	1	0	1991							
Midwestern State	1924	20	6	14	0	2010							
Missouri S&T	2005	2	1	1	0	2006							
Missouri Southern	1984	4	3	1	0	1987							
Montana Tech	1996	1	1	0	0	1996							
Mountain View HS	1915	1	1	0	0	1915							
Murray JC	1919	3	2	1	0	1933							
Nebraska-Kearney	1977	1	1	0	0	1977							
New Mexico Highlands	1990	2	1	1	0	1991							
New Mexico Military	1950	2	2	0	0	1951							
New Mexico State	1950	2	2	0	0	1954							
North Texas	1934	2	0	1	1	1950							
Northeastern State	1918	81	40	38	3	2011							
Northern Oklahoma JC	1920	6	5	0	1	1940							
<b>Northwestern Oklahoma St.</b>	<b>1907</b>	<b>84</b>	<b>52</b>	<b>28</b>	<b>4</b>	<b>2016</b>							
Northwestern State (La.)	1970	5	1	4	0	2002							
Nuevo Leon	1984	1	1	0	0	1984							

## SWOSU VS. 2017 OPPONENTS

Opponent	First	No.	Won	Lost	Tied	Last
Arkansas-Monticello	2011	6	3	3	0	2016
Arkansas Tech	1968	13	7	6	0	2016
East Central	1915	94	43	49	2	2016
Harding	1994	12	5	7	0	2016
Henderson State	1980	8	2	6	0	2016
Northwestern Okla. State	1907	84	52	28	4	2016
Oklahoma Baptist	1912	22	10	10	2	2016
Ouachita Baptist	1988	13	4	9	0	2016
Southeastern Okla. State	1923	85	36	46	3	2016
Southern Arkansas	2011	6	1	5	0	2016
Southern Nazarene	2003	6	6	0	0	2016

# SWOSU FOOTBALL YEAR-BY-YEAR RESULTS

Year	Coach	Record	Conf	Place	Conference	Champion
1905	Len Whitcomb	1-1	0-0	-	-	-
1906	Len Whitcomb	0-1	0-0	-	-	-
1907	Edward Hickox	0-3-1	0-0	-	-	-
1908	No Games			-	-	-
1909	Adolph Schulz	2-3	0-0	-	Oklahoma Collegiate (OCAC)	-
1910	Moses Gaskell	3-2	0-0	-	OCAC	-
1911	Moses Gaskell	0-3	0-0	-	OCAC	-
1912	Moses Gaskell	1-2	0-0	-	OCAC	-
1913	Howard Cross	0-0-1	0-0	-	OCAC	-
1914	Claude Reeds	0-2	0-0	-	OCAC	-
1915	Claude Reeds	3-5-1	0-0	-	OCAC	-
1916	Sam Burton	2-7	0-0	-	OCAC	-
1917	Sam Burton	1-4	0-0	-	OCAC	-
1918	John Lance	0-4	0-0	-	OCAC	-
1919	John Lance	4-4	0-0	-	OCAC	-
1920	John Lance	5-3-1	1-3	-	OCAC	Tulsa, Phillips
1921	John Lance	3-3-2	1-3-1	-	OCAC	Central Oklahoma
1922	Carl Voyles	5-4	4-3	6th	OCAC	Phillips
1923	Carl Voyles	4-4	3-3	4th	OCAC	Central Oklahoma
1924	Carl Voyles	5-3	3-2	4th	OCAC	Central Oklahoma
1925	Carl Voyles	5-4-1	3-1-1	3rd	OCAC	Tulsa
<b>1926</b>	<b>Joe Milam</b>	<b>7-2</b>	<b>5-0</b>	<b>1st</b>	<b>OCAC</b>	<b>SWOSU</b>
1927	Joe Milam	1-6-2	1-5-1	9th	OCAC	Oklahoma City Oklahoma Baptist
1928	Joe Milam	4-2-3	2-2-2	7th	OCAC	Phillips
1929	Joe Milam	2-7-1	1-4	5th	OCAC	Central Oklahoma
1930	Joe Milam	2-6-1	0-4-1	6th	OCAC	East Central
1931	Joe Milam	5-2-1	2-2-1	4th	OCAC	Central Oklahoma
<b>1932</b>	<b>Rankin Williams</b>	<b>7-3</b>	<b>4-1</b>	<b>T-1st</b>	<b>OCAC</b>	<b>SWOSU</b>
						Central Oklahoma
<b>1933</b>	<b>Rankin Williams</b>	<b>7-2-1</b>	<b>4-0</b>	<b>1st</b>	<b>OCAC</b>	<b>SWOSU</b>
1934	Rankin Williams	7-2-1	3-2	2nd	OCAC	Central Oklahoma
1935	Rankin Williams	3-5-1	1-3-1	5th	OCAC	Central Oklahoma East Central
1936	Rankin Williams	0-7-3	0-4-2	7th	OCAC	Central Oklahoma
1937	Rankin Williams	4-5	3-3	3rd	OCAC	Central Oklahoma
1938	Marion Surbeck	3-6-1	2-4	5th	OCAC	Central Oklahoma
1939	Jake Spann	2-5-3	2-3-1	5th	OCAC	Central Oklahoma
1940	Jake Spann	9-2	4-2	2nd	OCAC	Oklahoma Baptist
1941	Jake Spann	9-2	4-1	2nd	OCAC	Central Oklahoma
1942-45	No Teams (World War II)					
1946	Jake Spann	5-3-1	2-2-1	3rd	OCAC	Southeastern Okla.
1947	Jake Spann	4-3-1	2-2-1	4th	OCAC	Southeastern Okla.
1948	Jake Spann	1-7	1-3	4th	OCAC	Southeastern Okla. Central Oklahoma
1949	Keith Ransport	3-6	1-4	5th	OCAC	Central Oklahoma
<b>1950</b>	<b>Keith Ransport</b>	<b>6-4</b>	<b>4-1</b>	<b>1st</b>	<b>OCAC</b>	<b>SWOSU</b>
						Central Oklahoma
1951	W.C. Whiteside	4-7	3-2	2nd	OCAC	Northeastern State
1952	Joe Metcalf	3-6	2-3	4th	OCAC	Northeastern State
1953	Joe Metcalf	4-6	1-4	5th	OCAC	Northeastern State
<b>1954</b>	<b>Joe Metcalf</b>	<b>7-2</b>	<b>4-1</b>	<b>1st</b>	<b>OCAC</b>	<b>SWOSU</b>
						Central Oklahoma
<b>1955</b>	<b>Joe Metcalf</b>	<b>6-3</b>	<b>4-1</b>	<b>T-1st</b>	<b>OCAC</b>	<b>SWOSU</b>
						Central Oklahoma Northeastern State
1956	Joe Metcalf	5-3-1	3-1-1	3rd	OCAC	Central Oklahoma Northeastern State
<b>1957</b>	<b>Joe Metcalf</b>	<b>7-1-1</b>	<b>4-1</b>	<b>1st</b>	<b>OCAC</b>	<b>SWOSU</b>
1958	J.W. Cole	2-6-1	2-4	5th	OCAC	Northeastern State
1959	J.W. Cole	3-6-1	3-3	4th	OCAC	Langston
1960	J.W. Cole	1-9	1-5	6th	OCAC	Langston
1961	J.W. Cole	2-7	2-5	7th	OCAC	Central Oklahoma Langston
1962	J.W. Cole	6-4	5-2	3rd	OCAC	Central Oklahoma
1963	J.W. Cole	3-7	1-6	8th	OCAC	Northeastern State

# SWOSU FOOTBALL YEAR-BY-YEAR RESULTS

Year	Coach	Record	Conf	Place	Conference	Champion
1964	Otis Delaporte	5-5-1	4-2-1	3rd	OCAC	East Central
1965	Otis Delaporte	5-5	3-4	T-4th	OCAC	East Central
1966	Otis Delaporte	7-3	5-2	2nd	OCAC	East Central
1967	Otis Delaporte	4-6	1-6	T-7th	OCAC	East Central
<b>1968</b>	<b>Otis Delaporte</b>	<b>7-4</b>	<b>6-1</b>	<b>1st</b>	<b>OCAC</b>	<b>SWOSU</b>
<b>1969</b>	<b>Otis Delaporte</b>	<b>9-1</b>	<b>6-1</b>	<b>T-1st</b>	<b>OCAC</b>	<b>SWOSU</b>
						Northeastern State
<b>1970</b>	<b>Otis Delaporte</b>	<b>7-2-1</b>	<b>7-1-1</b>	<b>1st</b>	<b>OCAC</b>	<b>SWOSU</b>
<b>1971</b>	<b>Otis Delaporte</b>	<b>8-2</b>	<b>7-1</b>	<b>1st</b>	<b>OCAC</b>	<b>SWOSU</b>
1972	Otis Delaporte	8-3	5-3	T-3rd	OCAC	Central Oklahoma
1973	Otis Delaporte	3-7	2-6	8th	OCAC	-
<b>1974</b>	<b>Otis Delaporte</b>	<b>6-3</b>	<b>4-1</b>	<b>1st</b>	<b>Oklahoma Intercollegiate (OIC)</b>	<b>SWOSU</b>
1975	Otis Delaporte	5-5	2-3	3rd	OIC	East Central
1976	Otis Delaporte	4-7	0-4	5th	OIC	Southeastern Okla.
<b>1977</b>	<b>Otis Delaporte</b>	<b>11-1</b>	<b>4-0</b>	<b>T-1st</b>	<b>OIC</b>	<b>SWOSU</b>
1978	Bob Mazie	3-5-1	1-2-1		OIC	East Central
1979	Bob Mazie	7-2	3-1	2nd	OIC	East Central
<b>1980</b>	<b>Bob Mazie</b>	<b>7-4</b>	<b>3-1</b>	<b>T-1st</b>	<b>OIC</b>	<b>SWOSU</b>
						East Central
						Northeastern State
1981	Bob Mazie	3-8	2-2	3rd	OIC	Northeastern State
1982	Bob Mazie	7-3	3-1	2nd	OIC	Northeastern State
1983	Bob Mazie	3-6	3-1	T-2nd	OIC	Northeastern State
1984	Bob Mazie	4-6	1-3	4th	OIC	East Central
<b>1985</b>	<b>Bob Mazie</b>	<b>5-3-1</b>	<b>3-1</b>	<b>T-1st</b>	<b>OIC</b>	<b>SWOSU</b>
						East Central
1986	Paul Sharp	4-6	0-4	5th	OIC	East Central
						Northwestern Okla.
1987	Paul Sharp	3-7	0-4	5th	OIC	Northeastern State
1988	Paul Sharp	6-4	2-2	T-2nd	OIC	Southeastern Okla.
1989	Paul Sharp	6-4	2-2	2nd	OIC	Southeastern Okla.
						Northwestern Okla.
1990	Paul Sharp	5-5	1-3	4th	OIC	Northeastern State
1991	Paul Sharp	6-4-1	3-2	3rd	OIC	Northeastern State
<b>1992</b>	<b>Paul Sharp</b>	<b>8-2</b>	<b>4-1</b>	<b>T-1st</b>	<b>OIC</b>	<b>SWOSU</b>
						East Central
1993	Paul Sharp	6-4	2-3	T-4th	OIC	Langston
1994	Paul Sharp	2-7	1-4	5th	OIC	Southeastern Okla.
1995	Paul Sharp	5-5	2-3	T-4th	OIC	Northeastern State
<b>1996</b>	<b>Paul Sharp</b>	<b>9-3</b>	<b>4-1</b>	<b>T-1st</b>	<b>OIC</b>	<b>SWOSU</b>
<b>NCAA DIVISION II</b>						
<b>1997</b>	<b>Paul Sharp</b>	<b>5-5</b>	<b>5-1</b>	<b>T-1st</b>	<b>Lone Star North (LSC)</b>	<b>SWOSU</b>
						Central Oklahoma
1998	Paul Sharp	0-10	0-9	7th	LSC	Central Oklahoma
1999	Paul Sharp	5-5	4-5	4th	LSC	Southeastern Okla.
2000	Paul Sharp	6-4	2-3	4th	LSC	Northeastern State
2001	Paul Sharp	4-6	2-3	T-4th	LSC	Midwestern State
2002	Paul Sharp	7-4	3-2	T-2nd	LSC	Tarleton State
2003	Paul Sharp	5-6	1-4	6th	LSC	Tarleton State
2004	Paul Sharp	1-9	1-4	5th	LSC	Southeastern Okla.
2005	Ryan Held	1-10	0-5	6th	LSC	Southeastern Okla.
2006	Ryan Held	6-5	3-2	2nd	LSC	Southeastern Okla.
<b>2007</b>	<b>Ryan Held</b>	<b>6-5</b>	<b>3-2</b>	<b>T-1st</b>	<b>LSC</b>	<b>SWOSU</b>
						UCO/NSU/SE/Comm.
2008	Ryan Held	3-8	1-4	5th	LSC	Central Oklahoma
2009	Dan Cocannouer	1-10	1-4	5th	LSC	Texas A&M-Commerce
2010	Dan Cocannouer	3-8	3-3	T-3rd	LSC	Northeastern State
2011	Dan Cocannouer	5-6	3-5	7th	Great American (GAC)	Ouachita Baptist
2012	Dan Cocannouer	3-7	2-6	T-7th	GAC	Henderson State
2013	Dan Cocannouer	6-5	6-4	T-4th	GAC	Henderson State
2014	Dan Cocannouer	3-7	3-7	T-7th	GAC	Ouachita Baptist
2015	Dan Cocannouer	8-4	8-3	T-2nd	GAC	Henderson State
2016	Dan Cocannouer	5-6	5-6	7th	GAC	Harding

# SWOSU FOOTBALL YEAR-BY-YEAR RESULTS

<b>Head Coach: LEN WHITCOMB</b> 2 Seasons//1-2 (-333)		<b>Head Coach: CLAUDE REEDS</b> 2 Seasons//3-7-1 (-350)		Phillips Catholic Kingfisher Northern Okla. J.C. Chilocco	L 0-37 W 63-0 W 14-0 W 6-0 W 47-0	<b>Head Coach: JOE MILAM</b> 6 Seasons//21-25-3 (435)	
<b>1905 (1-1)</b> <b>Lem Whitcomb</b> Central State Kingfisher	<b>Score</b> L 0-41 W 3-0	<b>1914 (0-2-0)</b> <b>Claude Reeds</b> Northwestern Mangum	<b>Score</b> L 0-33 L 0-75	<b>1921 (3-3-2, 1-3-1)</b> <b>John Lance</b> Oklahoma City Oklahoma Baptist Central State Oklahoma State Northwestern Phillips Northern Oklahoma Kingfisher	<b>Score</b> T 7-7 W 13-0 L 14-21 L 0-53 T 14-14 L 0-14 W 21-7 W 14-0	<b>1926 (7-2-0, 5-0-0, 1st)</b> <b>Joe Milam</b> Oklahoma City Oklahoma Baptist Central State Northwestern Cordell Christian Texas Southwestern (KS) Phillips Clarendon (TX)	<b>Score</b> W 20-13 W 9-3 W 6-3 W 13-0 W 28-0 L 7-31 L 0-6 W 16-14 W 20-0
<b>1906 (0-1)</b> <b>Lem Whitcomb</b> Central State	<b>Score</b> L 0-12	<b>1915 (3-5-1)</b> <b>Claude Reeds</b> Tulsa Central State Oklahoma Oklahoma Baptist Kingfisher Mountain View East Central Blackwell Phillips	<b>Score</b> L 7-45 L 0-76 L 0-55 W 67-0 T 14-14 W 51-0 L 9-14 L 0-26 W 27-0	<b>Head Coach: CARL VOYLES</b> 4 Seasons//19-15-1 (-557)		<b>1927 (1-6-2, 1-5-1, 9th)</b> <b>Joe Milam</b> Oklahoma City Oklahoma Baptist West Texas State Central State East Central Northwestern Northeastern Texas Phillips	<b>Score</b> L 0-32 L 6-9 T 6-6 L 13-16 T 6-6 W 9-0 L 10-15 L 0-43 L 0-13
<b>Head Coach: EDWARD HICKOX</b> 1 Season//0-3-1 (-125)		<b>1907 (0-3-1)</b> <b>Edward Hickox</b> Central State Northwestern Epworth Kingfisher	<b>Score</b> L 0-6 L 4-41 L 0-6 T 0-0	<b>1922 (5-4-0, 4-3-0, 6th)</b> <b>Carl Voyles</b> Central State East Central Northwestern Oklahoma City Phillips Carver Clarendon (TX) Tulsa Oklahoma Baptist	<b>Score</b> L 0-34 W 39-0 W 12-6 W 74-7 L 12-34 W 81-0 L 19-20 L 14-21 W 51-0	<b>1928 (4-2-3, 2-2-2, T7th)</b> <b>Joe Milam</b> Oklahoma City Oklahoma Baptist West Texas State Central State East Central Northwestern Panhandle Southeastern Cameron	<b>Score</b> T 7-7 L 0-39 W 26-0 L 0-32 T 0-0 W 6-0 T 13-13 W 6-0 W 19-0
<b>1908 (No Games)</b>		<b>Head Coach: SAM BURTON</b> 2 Seasons//3-11 (-214)		<b>1923 (4-4-0, 3-3-0, T4th)</b> <b>Carl Voyles</b> Oklahoma Baptist Central State Southeastern Phillips Northwestern East Central Wayland Baptist Clarendon (TX)	<b>Score</b> L 0-14 L 0-7 L 7-16 W 12-0 W 20-0 W 7-0 W 21-0 L 3-6	<b>1929 (2-7-1, 1-4-0, 5th)</b> <b>Joe Milam</b> Abilene Christian Central State East Central Northwestern Northeastern Panhandle Southeastern Eastern Oklahoma Cordell Christian Trinity (TX)	<b>Score</b> L 14-25 L 0-7 L 0-3 L 0-54 W 14-6 T 13-13 L 0-31 W 32-0 L 13-14 L 0-12
<b>Head Coach: ADOLPH SHULTZ</b> 1 Season//2-3 (-400)		<b>1909 (2-3-0)</b> <b>Adolph Shultz</b> Central State Oklahoma State Northwestern Kingfisher Epworth	<b>Score</b> W 6-0 W 2-0 L 0-78 L 2-29 L 0-43	<b>1916 (2-7-0)</b> <b>Sam Burton</b> Kingfisher Central State East Central Oklahoma Oklahoma State Northwestern Okla. Methodist Phillips Catholic	<b>Score</b> L 7-13 L 3-24 W 16-0 L 6-140 L 0-117 L 7-13 W 33-0 L 0-54 L 0-19	<b>1930 (2-6-1, 0-4-1, 6th)</b> <b>Joe Milam</b> Abilene Christian Central State East Central Northwestern Northeastern Panhandle Southeastern Eastern Oklahoma Cordell Christian Pittsburg State	<b>Score</b> W 12-0 L 6-13 L 0-6 T 7-7 L 6-16 L 6-13 W 35-0 L 13-27 L 6-20
<b>Head Coach: MOSES GASKELL</b> 4 Season//4-7 (-364)		<b>1910 (3-2-0)</b> <b>Moses Gaskell</b> Oklahoma State Central State Northwestern Kingfisher Thomas H.S	<b>Score</b> L 0-32 W 10-0 L 0-33 W 28-0 W 17-5	<b>1917 (1-4-0)</b> <b>Sam Burton</b> Central State Clarendon (TX) Howard Payne (TX) East Central Phillips	<b>Score</b> L 6-66 L 0-32 W 13-6 L 0-54 L 2-34	<b>1931 (5-2-1, 2-2-1, 4th)</b> <b>Joe Milam</b> Oklahoma Baptist Central State East Central Northwestern	<b>Score</b> W 10-7 L 0-27 W 9-7 T 7-7
<b>Head Coach: HOWARD CROSS</b> 1 Season//0-0-1 (-500)		<b>1911 (0-3-0)</b> <b>Moses Gaskell</b> Texas Christian Texas Christian Oklahoma State	<b>Score</b> L 0-25 L 0-24 L 16-61	<b>1918 (0-4-0)</b> <b>John Lance</b> Austin Central State Phillips Northeastern	<b>Score</b> L 0-25 L 0-59 L 0-109 L 0-101	<b>1932 (5-3-1, 2-2-1, 4th)</b> <b>Joe Milam</b> Oklahoma Baptist Central State East Central Northwestern	<b>Score</b> W 9-6 T 0-0 L 0-34 L 7-27
<b>1912 (1-2-0)</b> <b>Moses Gaskell</b> Kingfisher Okla. Baptist Okla. Methodist	<b>Score</b> L 6-7 W 9-6 L 7-21	<b>1919 (4-4-0)</b> <b>John Lance</b> Phillips Central State Oklahoma State East Central Murray J.C Kingfisher Oklahoma Baptist Tulsa	<b>Score</b> L 0-74 L 0-19 L 0-37 W 16-2 W 31-0 W 7-0 W 20-0 L 0-60	<b>1924 (5-3-0, 3-2-0, 4th)</b> <b>Carl Voyles</b> Oklahoma Baptist Central State East Central Oklahoma State Phillips Wichita Falls J.C. (TX) Oklahoma City Clarendon	<b>Score</b> L 0-8 L 0-6 W 14-3 L 0-9 W 13-0 W 54-0 W 48-2 W 27-6	<b>1933 (5-2-1, 2-2-1, 4th)</b> <b>Joe Milam</b> Oklahoma Baptist Central State East Central Northwestern	<b>Score</b> W 10-7 L 0-27 W 9-7 T 7-7
<b>1913 (0-0-1)</b> <b>Howard Cross</b> Texas Christian	<b>Score</b> T 0-0	<b>1920 (5-3-1, 1-3-0)</b> <b>John Lance</b> Oklahoma Baptist West Texas State Central State Northwestern	<b>Score</b> W 9-6 T 0-0 L 0-34 L 7-27	<b>1925 (5-4-1, 3-1-1, 3rd)</b> <b>Carl Voyles</b> Oklahoma City Oklahoma Baptist Central State East Central Oklahoma State Texas A&M Friends (KS) Phillips Hardin-Simmons (TX) Clarendon (TX)	<b>Score</b> W 6-0 L 0-48 T 7-7 W 9-0 L 2-9 W 6-3 L 0-6 W 17-13 L 0-19 W 15-0		

# SWOSU FOOTBALL YEAR-BY-YEAR RESULTS

Southeastern L 0-12  
Fort Sill W 52-0  
Northeastern W 21-6  
Panhandle W 25-0

**Head Coach: RANKIN WILLIAMS**  
**7 Seasons / 31-30-7 (.507)**

## 1932 (7-3-0, 4-1-0, T1st)

**Rankin Williams** **Score**  
Central State L 0-13  
East Central W 3-0  
Northwestern W 20-0  
Northeastern W 10-0  
Oklahoma State L 3-33  
Southeastern W 13-0  
Murray J.C. W 14-0  
Panhandle W 33-6  
Oklahoma Baptist L 0-20  
Tarleton State W 12-7

## 1933 (7-2-1, 4-0-0, 1st)

**Rankin Williams** **Score**  
West Texas State W 27-6  
Central State W 14-6  
East Central W 20-0  
Northwestern W 28-0  
Northeastern W 21-3  
Cordell Christian W 64-0  
Panhandle W 3-0  
Bacone J.C. L 6-13  
Oklahoma Baptist T 6-6  
Murray J.C. L 2-12

## 1934 (7-2-1, 3-2-0, 2nd)

**Rankin Williams** **Score**  
West Texas State W 10-0  
East Central L 0-7  
Southwestern (KS) W 18-6  
North Texas State T 7-7  
Northwestern W 7-6  
Northeastern W 14-13  
Southeastern W 25-6  
Central State L 7-20  
Panhandle W 14-0  
Oklahoma City W 12-0

## 1935 (3-5-1, 1-3-1, 5th)

**Rankin Williams** **Score**  
Pittsburg State L 0-7  
East Central L 7-15  
Panhandle L 7-9  
Northeastern W 8-0  
Central State L 0-7  
West Texas State W 13-7  
Southeastern L 0-12  
Northwestern T 0-0  
Southwestern (KS) W 41-0

## 1936 (0-7-3, 0-4-2, 7th)

**Rankin Williams** **Score**  
McMurry (TX) L 0-7  
Daniel Baker (TX) L 6-20  
Southwestern (TX) T 6-6  
Panhandle State L 0-7  
Central State L 6-21  
Northwestern L 0-14  
East Central L 0-9  
Southeastern L 6-7  
Oklahoma Baptist T 0-0  
Northeastern T 7-7

## 1937 (4-5-0, 3-3-0, T3rd)

**Rankin Williams** **Score**  
East Central W 26-6  
Northwestern L 20-27  
Central State L 0-14  
Fort Hays State L 6-12  
McMurry (TX) L 12-42  
Oklahoma Baptist L 13-16  
Northeastern W 12-0  
Northern Oklahoma W 9-0  
Southeastern W 7-0

## 1938 (3-6-1, 2-4-0, 5th)

**Rankin Williams** **Score**  
Oklahoma Baptist L 2-6  
East Central W 27-7  
Central State L 3-25  
Northern Oklahoma W 18-14  
Northwestern L 0-7  
Southeastern L 7-47  
Northeastern W 21-7  
Cameron L 0-39  
West Texas State L 14-19  
Connors J.C. T 13-13

**Head Coach: JAKE SPANN**  
**6 Seasons / 30-22-5 (.570)**

## 1939 (2-5-3, 2-3-1, 5th)

**Jake Spann** **Score**  
Northern Oklahoma T 0-0  
Oklahoma Baptist L 0-26  
East Central L 6-27  
Oklahoma City T 0-0  
Central State L 0-6  
Northwestern W 39-0  
Cameron L 0-6  
Eastern New Mexico L 12-16  
Southeastern T 0-0  
Northeastern W 6-0

## 1940 (9-2-0, 4-2-0, 2nd)

**Jake Spann** **Score**  
Oklahoma Baptist L 0-20  
Northern Oklahoma W 20-12  
East Central L 0-31  
Oklahoma City W 28-7  
Northeastern W 24-2  
Central State W 27-7  
Northwestern W 7-0  
Regis (CO) W 40-7  
Southeastern W 18-7  
Eastern New Mexico W 12-0  
McMurry (TX) W 7-0

## 1941 (9-2-0, 4-1-0, 2nd)

**Jake Spann** **Score**  
St. Mary's (TX) L 0-13  
Cameron W 20-0  
Emporia State W 13-12  
East Central W 14-6  
Oklahoma City W 3-0  
Northeastern W 14-0  
Central State L 6-7  
Northwestern W 20-0  
Sam Houston (TX) W 19-6  
Fort Hays State W 19-0  
Southeastern W 14-0

## 1942-45 (No Games)

## 1946 (5-3-1, 2-2-1, 3rd)

**Jake Spann** **Score**  
Abilene Christian L 0-28  
Western Colorado W 19-0  
East Central L 2-6  
Southwestern (KS) W 33-0  
Northwestern W 7-0  
Central State T 20-20  
Northeastern L 6-7  
Southeastern W 12-7  
Eastern New Mexico W 47-12

## 1947 (4-3-1, 2-2-1, 4th)

**Jake Spann** **Score**  
Eastern New Mexico W 33-0  
Cameron L 7-20  
Western Colorado W 14-7  
East Central W 13-0  
Northwestern W 12-0  
Central State T 12-12  
Northeastern L 6-13  
Southeastern L 0-20

## 1948 (1-7-0, 1-3-0, 4th)

**Jake Spann** **Score**  
Midwestern (TX) L 0-27  
East Central L 6-33  
Southwestern (KS) L 7-21  
Central State W 20-13  
Northeastern L 6-20  
Southeastern L 6-12  
Western Colorado L 6-12  
Cameron L 0-6

**Head Coach: KEITH RANSFORT**  
**2 Seasons / 9-10 (.474)**

## 1949 (3-6-0, 1-4-0, 5th)

**Keith Ransfort** **Score**  
Abilene Christian L 6-34  
Western Colorado L 16-19  
East Central L 13-26  
Central State L 13-37  
Northeastern W 21-7  
Southeastern L 0-47  
Bethany (KS) W 28-13  
Northwestern L 14-22  
Sterling (KS) W 52-6

## 1950 (6-4-0, 4-1-0, T1st)

**Keith Ransfort** **Score**  
Midwestern (TX) L 6-40  
Lamar Univ. (TX) L 7-34  
East Central W 13-0  
North Texas State L 6-76  
Central State W 34-21  
Northeastern W 46-12  
Southeastern L 13-14  
New Mexico State W 18-16  
New Mexico Military W 13-0  
Northwestern W 7-3

**Head Coach: W.C. WHITESIDE**  
**1 Season / 4-7 (.364)**

## 1951 (4-7-0, 3-2-0, T2nd)

**W.C. Whiteside** **Score**  
Emporia State L 6-26  
East Central W 26-0  
New Mexico Military W 14-0  
Northwestern W 34-7

Austin College (TX) L 7-28  
Central State W 32-26  
Southeastern L 6-33  
Panhandle L 7-13  
Midwestern (TX) L 8-77  
Northeastern L 0-65  
Lamar Univ. (TX) L 21-42

**Head Coach: JOE METCALF**  
**6 Seasons / 32-21-2 (.600)**

## 1952 (3-6-0, 2-3-0, T4th)

**Joe Metcalf** **Score**  
Bethel (KS) W 53-12  
Eastern New Mexico L 6-14  
East Central L 7-19  
Northwestern W 21-14  
Central State W 32-28  
Panhandle L 0-7  
Northeastern L 7-27  
East Texas State L 0-65  
Southeastern L 6-7

## 1953 (4-6-0, 1-4-0 T5th)

**Joe Metcalf** **Score**  
Midwestern (TX) L 24-32  
Southwestern (KS) W 20-13  
Northwestern W 26-0  
Central State L 28-33  
Southeastern L 6-7  
Panhandle L 0-7  
Northwestern W 26-19  
East Central L 12-13  
Eastern New Mexico W 19-0  
Northeastern L 6-7

## 1954 (7-2-0, 4-1-0, T1st)

**Joe Metcalf** **Score**  
Eastern New Mexico. L 7-13  
East Central W 21-0  
Southwestern (KS) W 7-0  
Northwestern W 13-0  
Central State L 7-12  
Northeastern W 42-19  
Southeastern W 54-20  
Panhandle W 34-19  
New Mexico State W 20-14

## 1955 (6-3-0, 4-1-0, T1st)

**Joe Metcalf** **Score**  
Midwestern (TX) L 20-32  
East Central W 30-0  
Eastern New Mexico W 6-0  
Northwestern W 15-0  
Central State W 14-7  
Northeastern L 7-13  
Southeastern W 59-13  
Panhandle W 47-26  
Adams State (CO) L 13-24

## 1956 (5-3-1, 3-1-1, 3rd)

**Joe Metcalf** **Score**  
Langston W 40-20  
McNeese State (LA) L 7-24  
East Central W 40-6  
Northwestern W 31-6  
Central State W 19-7  
Northeastern L 6-9  
Southeastern T 6-6  
Panhandle L 31-32  
Eastern New Mexico W 7-0

# SWOSU FOOTBALL YEAR-BY-YEAR RESULTS

**1957 (7-1-1, 4-1-0, 1st)**

<b>Joe Metcalf</b>	<b>Score</b>
Langston	W 7-0
Colorado College	W 21-7
East Central	W 14-0
Northwestern	W 28-7
Central State	L 0-7
Northeastern	W 19-7
Southeastern	W 7-0
Panhandle.	W 21-7
Eastern New Mexico	T 14-14

**Head Coach: J.W. COLE**  
**6 Seasons // 17-39-2 (-310)**

**1958 (2-6-1, 2-4-0, T5th)**

<b>J.W. Cole</b>	<b>Score</b>
Colorado College	L 0-13
East Central	W 26-0
Northwestern	W 24-14
Central State	L 0-6
Northeastern	L 14-34
Southeastern	L 0-11
Panhandle	L 0-34
Eastern New Mexico	T 7-7
Langston	L 0-8

**1959 (3-6-1, 3-3-0, 4th)**

<b>J.W. Cole</b>	<b>Score</b>
Sam Houston (TX)	L 6-31
East Central	L 7-34
Northwestern	W 13-9
Central State	L 6-25
Northeastern	W 20-19
Southeastern	W 21-20
Panhandle	T 13-13
Eastern New Mexico	L 6-7
Langston	L 7-38
Texas-Arlington	L 7-28

**1960 (1-9-0, 1-5-0, 6th)**

<b>J. W. Cole</b>	<b>Score</b>
Sam Houston (TX)	L 0-28
East Central	L 21-33
Northwestern	L 6-33
Central State	L 6-26
Northeastern	W 27-26
Southeastern	L 13-14
Panhandle	L 7-14
Eastern New Mexico	L 0-27
Langston	L 7-46
Texas-Arlington	L 0-27

**1961 (2-7-0, 2-5-0, 7th)**

<b>J.W. Cole</b>	<b>Score</b>
Tarleton State	L 14-20
East Central	L 12-26
Northwestern	W 21-0
Central State	L 0-20
Northeastern	W 13-7
Southeastern	L 0-20
Panhandle	L 0-40
Eastern New Mexico	L 0-14
Langston	L 20-26

**1962 (6-4-0, 5-2-0, 3rd)**

<b>J.W. Cole</b>	<b>Score</b>
Tarleton State	W 20-13
Northwestern	W 26-0
Northeastern	W 20-0
Fort Hays State	L 6-14

Central State	L 6-20
Southeastern	W 25-20
Eastern New Mexico	L 0-20
East Central	L 13-19
Panhandle	W 28-7
Langston	W 7-0

**1963 (3-7-0, 1-6-0, 8th)**

<b>J.W. Cole</b>	<b>Score</b>
Central State	L 14-19
Tarleton State	W 14-7
East Central	L 0-28
Northwestern	L 7-20
Northeastern	L 0-7
Panhandle	L 7-13
Eastern New Mexico	L 6-14
Langston	W 17-7
Fort Hays State	W 19-14
Southeastern	L 13-20

**Head Coach: OTIS DELAPORTE**  
**14 Seasons // 89-54-2 (-620)**

**1964 (5-5-1, 4-2-1, 3rd)**

<b>Otis Delaporte</b>	<b>Score</b>
at Fort Hays State	L 19-27
East Central	L 7-35
at Northwestern	W 18-6
Central State	W 6-0
at Northeastern	L 0-14
Southeastern	T 13-13
Panhandle	W 34-0
at Eastern New Mexico	W 23-20
Langston	W 14-0
at Tarleton State	L 0-31
Texas-Arlington	L 0-27

**1965 (5-5-0, 3-4-0, T4th)**

<b>Otis Delaporte</b>	<b>Score</b>
Fort Hays State	L 6-7
at East Central	L 10-20
Northwestern.	W 14-0
at Central State	L 13-34
Northeastern	L 17-20
at Southeastern	W 26-14
at Panhandle	W 20-13
Eastern New Mexico	W 28-7
Langston	L 7-14
Tarleton State	W 43-7

**1966 (7-3-0, 5-2-0, T2nd)**

<b>Otis Delaporte</b>	<b>Score</b>
at Fort Hays State	W 13-7
East Central	L 13-14
at Northwestern	L 7-14
Central State	W 21-14
at Northeastern	W 34-13
Southeastern	W 28-14
Panhandle	W 35-14
at Eastern New Mexico	W 21-6
at Langston	W 14-13
at Tarleton State	L 6-42

**1967 (8-2-0, 5-2-0) (4-6-0, 1-6-0 due to forfeits\*)**

<b>Otis Delaporte</b>	<b>Score</b>
Fort Hays State	W 27-20
at East Central.	L 14-19
Northwestern	L 17-0*
at Central State	L 13-6*
Northeastern	W 42-6

at Southeastern	L 3-7
at Panhandle	L 27-13*
Eastern New Mexico	W 20-0
Langston	L 45-7*
Tarleton State	W 24-16

**1968 (7-4-0, 6-1-0, 1st)**

<b>Otis Delaporte</b>	<b>Score</b>
at Arkansas Tech	L 7-21
at Sam Houston (TX)	L 0-7
East Central	L 6-10
at Northwestern	W 31-0
Central State	W 31-7
at Northeastern	W 17-9
Southeastern	W 28-9
Panhandle	W 30-7
at Tarleton State	L 28-42
at Langston	W 21-13
at Eastern New Mexico	W 21-20

**1969 (9-1-0, 6-1-0, T1st)**

<b>Otis Delaporte</b>	<b>Score</b>
Sam Houston (TX)	W 31-0
at East Central	W 24-14
Northwestern	W 21-0
at Central State	L 6-7
Northeastern	W 22-15
at Southeastern	W 40-7
at Panhandle	W 28-7
Tarleton St. (TX)	W 52-7
Langston	W 56-0
Eastern New Mexico	W 66-0

**1970 (7-2-1, 6-1-1, 1st)**

<b>Otis Delaporte</b>	<b>Score</b>
at Panhandle	W 24-21
Northwest Louisiana	L 14-22
Southeastern	W 42-13
at Northeastern	T 7-7
at Eastern New Mexico	W 31-20
East Central	W 30-19
at Langston	W 28-13
Northwestern	L 7-13
at Cameron	W 14-13
Central State	W 17-16

**1971 (8-2-0, 7-1-0, 1st)**

<b>Otis Delaporte</b>	<b>Score</b>
Panhandle	W 31-7
at Northwest Louisiana	L 10-17
at Southeastern	W 40-0
Northeastern	W 31-14
Eastern New Mexico	W 45-28
at East Central	W 17-7
Langston	W 52-0
at Northwestern	L 0-21
Cameron	W 24-21
at Central State	W 10-7

**1972 (8-3, 5-3-0, T3rd)**

<b>Otis Delaporte</b>	<b>Score</b>
Northwest Louisiana	W 7-3
at Panhandle	W 28-0
Southeastern	W 21-7
at Northeastern	L 7-26
at Eastern New Mexico	W 6-0
East Central	L 0-2
at Langston	W 22-21
Northwestern	W 35-0
at Cameron	W 24-6
Central State	L 7-26

*Angelo State	W 28-6
*Shrine Bowl at Ardmore, Okla.	

**1973 (3-7-0, 2-6-0, 8th)**

<b>Otis Delaporte</b>	<b>Score</b>
at Northwest Louisiana.	L 7-23
Panhandle	W 14-0
at Southeastern	L 2-3
Northeastern	L 3-10
Eastern New Mexico	W 10-7
at East Central	L 0-41
Langston	L 0-17
at Northwestern	W 13-3
Cameron	L 7-11
at Central State	L 6-21

**1974 (6-3-0, 4-1-0, 1st)**

<b>Otis Delaporte</b>	<b>Score</b>
Sam Houston (TX)	W 37-14
at Panhandle	W 21-3
Southeastern	W 48-7
at Northeastern	W 14-13
at Eastern New Mexico	L 6-17
East Central	W 28-6
Northwestern	W 28-14
at Cameron	L 14-31
Central State	L 0-14

**1975 (5-5-0, 2-3-0, T3rd)**

<b>Otis Delaporte</b>	<b>Score</b>
at Sam Houston (TX)	W 24-0
Panhandle	W 47-6
at Southeastern	L 14-39
Northeastern	W 21-14
Eastern New Mexico	W 48-18
at East Central	L 6-27
Langston	L 7-27
at Northwestern	W 19-14
Cameron	L 7-12
at Central State	L 14-16

**1976 (4-7-0, 0-4-0, 5th)**

<b>Otis Delaporte</b>	<b>Score</b>
Cameron	L 15-18
at Sam Houston (TX)	L 14-21
at Panhandle	W 14-0
Tarleton St. (TX)	W 10-0
at Northeastern	L 8-21
Eastern New Mexico	W 21-8
East Central	L 20-21
at Langston	L 10-24
Northwestern	L 3-10
Southeastern	L 28-48
Central State	W 17-15

**1977 (11-1-0, 4-0-0, 1st)**

<b>Otis Delaporte</b>	<b>Score</b>
Sam Houston (TX)	W 16-0
at Central State	W 14-13
Panhandle	W 48-12
at Tarleton St. (TX)	W 17-14
Northeastern	W 17-14
Eastern New Mexico	W 41-0
at East Central	W 37-14
Texas Lutheran	W 21-0
at Northwestern	W 34-0
Southeastern	W 52-8
*Nebraska-Kearney	W 21-7
**Abilene Christian	L 7-24
*NAIA Semifinal Playoff Game	
**NAIA Championship Game	



# SWOSU FOOTBALL YEAR-BY-YEAR RESULTS

**Head Coach: BOB MAZIE**  
**8 Seasons//89-37-2 (4513)**

**1978 (3-5-1, 1-2-1, T3rd)**

<b>Bob Mazie</b>	<b>Score</b>
Sam Houston (TX)	L 0-12
Central State	L 13-16
at Panhandle	W 26-3
Northeastern	T 10-10
at Eastern N.M.	W 24-14
East Central	L 20-29
at Texas Lutheran	L 8-22
Northwestern	L 20-44
at Southeastern	W 29-24

**1979 (7-2-0, 3-1-0, 2nd)**

<b>Bob Mazie</b>	<b>Score</b>
at Sam Houston (TX)	W 33-29
at Central State	L 0-28
Panhandle	W 24-9
Northeastern	W 22-13
Eastern New Mexico	W 30-6
at East Central	L 14-28
Texas Lutheran	W 16-7
at Northwestern	W 27-0
Southeastern	W 35-20

**1980 (7-4-0, 3-1-0, T1st)**

<b>Bob Mazie</b>	<b>Score</b>
Bishop College	W 37-9
Central State	L 16-18
at Panhandle	L 7-10
Sam Houston (TX)	W 14-9
Henderson State (AR)	W 24-0
at Eastern N.M.	W 30-10
at Southeastern	W 14-13
at Northeastern	W 21-17
at Texas Lutheran	L 27-38
Northwestern	W 28-17
East Central	L 7-16

**1981 (9-2-0, 4-0-0, T2nd)**  
**(3-8-0, 2-2-0 due to forfeit\*)**

<b>Bob Mazie</b>	<b>Score</b>
Bishop College	L 9-0*
Central State	L 6-13
Panhandle	L 23-12*
Sam Houston (TX)	L 23-14*
Henderson State (AR)	L 16-23
Eastern New Mexico	L 43-14*
Southeastern	L 26-20*
Northeastern	L 14-7*
Texas Lutheran	W 26-20
Northwestern	W 25-7
East Central	W 48-28

**1982 (7-3-0, 3-1-0, 2nd)**

<b>Bob Mazie</b>	<b>Score</b>
Central State	W 13-7
Panhandle State	L 6-13
Sam Houston (TX)	L 17-19
Cameron	W 16-9
Eastern New Mexico	W 24-7
Southeastern	W 43-16
Northeastern	L 13-30
Texas Lutheran	W 34-8
Northwestern	W 37-7
East Central	W 53-14

**1983 (3-6-0, 2-2-0, T2nd)**

<b>Bob Mazie</b>	<b>Score</b>
Central State	L 17-45
Panhandle State	W 27-14
Sam Houston (TX)	L 15-52
Cameron	L 3-21
Eastern New Mexico	L 7-38
Southeastern	W 25-2
Northwestern	L 20-23
Northwestern	W 14-13
East Central	L 31-43

**1984 (4-6-0, 1-3-0)**

<b>Bob Mazie</b>	<b>Score</b>
Eastern New Mexico	L 10-14
Missouri Southern	L 7-27
Sam Houston (TX)	L 6-44
Cameron	W 19-12
Univ. of Nuevo Leon	W 27-0
Southeastern	W 22-14
Northeastern	L 8-26
Langston	W 31-20
Northwestern	L 0-12
East Central	L 38-41

**1985 (5-3-1, 3-1-0, T1st)**

<b>Bob Mazie</b>	<b>Score</b>
Eastern New Mexico	W 25-14
Missouri Southern	W 34-7
Cameron	L 10-12
Howard Payne (TX)	T 7-7
East Central	W 20-7
Southeastern	W 24-17
Northeastern	W 20-17
Langston	L 14-30
Northwestern	L 10-16

**Head Coach: PAUL SHARP**  
**19 Seasons//93-100-1 (482)**

**1986 (4-6-0, 0-4-0, 5th)**

<b>Paul Sharp</b>	<b>Score</b>
Missouri Southern	W 17-14
Central Arkansas	L 7-20
Cameron	L 22-43
Howard Payne (TX)	W 28-20
East Texas State	W 19-6
East Central	L 3-26
Southeastern	L 23-38
Northeastern	L 0-28
Langston	W 38-6
Northwestern	L 0-3

**1987 (3-7-0, 0-4-0, 5th)**

<b>Paul Sharp</b>	<b>Score</b>
Missouri Southern	W 9-7
Central Arkansas	L 0-13
Panhandle	W 19-6
East Texas State	L 14-26
Howard Payne (TX)	L 6-15
East Central	L 9-32
Southeastern	L 22-27
Northeastern	L 13-25
Langston	W 50-20
Northwestern	L 7-21

**1988 (6-4-0, 2-2-0, T2nd)**

<b>Paul Sharp</b>	<b>Score</b>
Ouachita Baptist (AR)	L 6-17
Western New Mexico	W 20-7
Panhandle	W 17-13

Arkansas Tech	W 6-0
Adams State (CO)	L 18-27
East Central	W 45-10
Southeastern	L 0-36
Northeastern	L 0-23
Langston	W 9-0
Northwestern	W 27-15

**1989 (6-4-1, 2-2-0, T2nd)**

<b>Paul Sharp</b>	<b>Score</b>
Adams State	W 27-20
Ouachita Baptist	L 0-13
Western New Mexico	W 5-0
Langston	W 23-14
Arkansas Tech	L 12-14
Panhandle State	W 31-10
Northwestern	L 14-39
East Central	W 20-23*
Southeastern	L 7-16
Northeastern	W 6-0
* ECU Forfeit	

**1990 (5-5-0, 1-3-0, 4th)**

<b>Paul Sharp</b>	<b>Score</b>
Arkansas Tech	L 10-21
Ouachita Baptist (AR)	W 21-25*
Central Arkansas	W 18-13
Langston	W 17-6
New Mexico Highlands	L 23-24
Panhandle	W 35-7
Northwestern	L 10-13
East Central	W 34-13
Southeastern	L 3-6
Northeastern	L 10-50
* OBU forfeit	

**1991 (6-4-1, 3-2, 2nd)**

<b>Paul Sharp</b>	<b>Score</b>
Arkansas Tech	W 20-23*
Ouachita Baptist (AR)	L 10-21
Central Arkansas	T 17-17
Panhandle	W 28-0
New Mexico Highlands	W 37-17
Langston	W 31-18
Northwestern	L 14-20
East Central	W 31-6
Southeastern	W 22-10
Northeastern	L 14-24
Mexico All Stars	L 28-35
* ATU Forfeit	

**1992 (8-2-0, 4-1-0, T1st)**

<b>Paul Sharp</b>	<b>Score</b>
West Texas State	W 37-0
Adams State (CO)	W 21-10
Midwestern (TX)	W 13-10
Tarleton St. (TX)	W 27-0
Langston	W 22-3
Northwestern	W 24-21
East Central	W 27-7
Southeastern	L 17-27
Northeastern	W 27-20
* Central Arkansas	L 2-14
* NAIA Playoffs	

**1993 (6-4-0, 2-3-0, T4th)**

<b>Paul Sharp</b>	<b>Score</b>
Adams State (CO)	L 0-19
Midwestern St. (TX)	W 13-9
West Texas A&M	W 47-24
Tarleton St. (TX)	W 12-7

Arkansas Tech	W 46-22
Northwestern	W 10-0
East Central	L 21-28
Southeastern	L 9-20
Northeastern	W 19-7
Langston	L 41-44

**1994 (2-7-0, 1-4-0, 5th)**

<b>Paul Sharp</b>	<b>Score</b>
Central Oklahoma	L 8-36
Midwestern St. (TX)	W 24-6
Harding (AR)	L 27-39
Arkansas Tech	L 20-24
Northwestern	W 31-0
East Central	L 10-16
Southeastern	L 16-31
Northeastern	L 0-21
Langston	L 28-31

**1995 (5-5-0, 2-3-0, 4th)**

<b>Paul Sharp</b>	<b>Score</b>
Central Oklahoma	L 5-20
Midwestern St. (TX)	W 35-25
West Texas A&M	L 21-38
Harding (AR)	W 18-0
Panhandle	W 55-20
Southeastern	L 20-36
East Central	W 27-12
Langston	W 26-6
Northeastern	L 10-17
Northwestern	L 7-30

**1996 (9-3-0, 4-1-0, T1st)**

<b>**NAIA NATIONAL CHAMPIONS</b>	
<b>Paul Sharp</b>	<b>Score</b>
Central Oklahoma	L 14-23
at West Texas A&M	W 31-21
Midwestern State	W 31-15
Panhandle	W 29-10
at Harding	L 23-35
at Southeastern	W 19-13
East Central	W 19-15
at Langston	L 6-20
at Northeastern	W 7-3
Northwestern	W 16-10
* Northwestern	W 17-7
* Montana Tech	W 33-31
* NAIA Playoffs	

# SWOSU FOOTBALL YEAR-BY-YEAR RESULTS

**NCAA DIVISION II**
**1997 (5-5-0, 5-1-0 T1st)**

Paul Sharp	Score
S6 at Abilene Christian	L 17-25
S13 West Texas A&M	L 7-34
S20 at Eastern N.M.	L 12-21
S27 Texas A&M-Comm.	L 7-17
O4 Ouachita Baptist	W 12-6
O18 at Southeastern Okla.	W 21-11
O25 Northeastern State	L 6-7
N1 at Central Oklahoma	W 33-17
N8 East Central	W 20-14
N15 at Harding	W 42-33

**1998 (0-10-0, 0-9-0)**

Paul Sharp	Score
S5 Abilene Christian	L 13-31
S12 at West Texas A&M	L 0-42
S19 Eastern New Mexico	L 6-34
S26 at Texas A&M-Comm.	L 12-52
O3 at Ouachita Baptist	L 17-34
O17 Southeastern	L 7-27
O24 at Northeastern	L 10-30
O31 Central Oklahoma	L 6-20
N7 at East Central	L 8-13
N14 Harding	L 9-20

**1999 (5-5-0, 4-5-0)**

Paul Sharp	Score
S4 Adams State	W 17-13
S11 at Tarleton State	L 3-7
S18 West Texas A&M	W 25-20
S25 at Abilene Christian	L 18-28
O2 Ouachita Baptist	W 14-3
O16 at Southeastern Okla.	L 16-21
O23 Northeastern State	W 15-12
O30 at Central Oklahoma	L 16-18
N6 East Central	L 7-17
N13 at Harding	W 31-22

**2000 (6-4-0, 2-3-0, T4th LSC)**

Paul Sharp	Score
S2 at Adams State	W 16-9
S9 at Texas A&M-Kings.	W 16-13
S16 Tarleton State	L 22-27
S30 Texas A&M-Comm.	W 24-14
O7 Central Oklahoma	W 27-21
O14 at East Central	L 6-13
O21 Panhandle State	W 65-0
O28 at Southeastern Okla.	W 10-6
N4 Northeastern State	L 0-26
N11 at Midwestern State	L 7-40

**2001 (4-6-0, 2-3-0, T4th LSC)**

Paul Sharp	Score
S8 Texas A&M-Kingsville	L 0-24
S15 at Tarleton State	L 20-21
S22 at Bacone	W 49-13
S29 at Texas A&M-Comm.	L 21-27
O6 at Central Oklahoma	W 37-36
O13 East Central	L 9-28
O20 at Panhandle State	W 15-12
O27 Southeastern Okla.	W 22-15
N3 at Northeastern St	L 6-14
N10 Midwestern State	L 5-29

**2002 (7-4-0, 3-2-0, T2nd)**

Paul Sharp	Score
S7 at West Texas A&M	W 39-21
S14 Panhandle State	W 15-0
S21 at Midwestern State	L 0-6
S28 Angelo State	W 31-24
O5 Central Oklahoma	W 24-21
O12 at East Central	W 31-17
O19 at Northwestern La.	L 0-38
O26 at Southeastern Okla.	L 13-36
N2 Northeastern State	W 13-10
N9 at Tarleton State	L 30-33
N16 Eastern New Mexico	W 25-14

**2003 (5-6-0, 1-4-0, 6th LSC)**

Paul Sharp	Score
S6 West Texas A&M	W 30-14
S13 Bacone College	W 35-6
S20 Midwestern State	L 10-24
S27 at Angelo State	L 24-28
O4 at Central Oklahoma	L 17-20
O11 East Central	L 8-15
O18 at Southern Nazarene	W 32-6
O25 Southeastern Okla.	L 14-47
N1 at Northeastern St	L 38-48
N8 Tarleton State	W 21-17
N15 at Eastern N.M.	W 17-14

**2004 (1-9, 1-4, 5th LSC)**

Paul Sharp	Score
A28 at Panhandle State	L 7-21
S4 Midwestern State	L 14-19
S11 at Eastern N.M.	L 0-39
S18 West Texas A&M	L 6-23
S25 at Texas A&M-Comm.	L 0-26
O2 Central Oklahoma	L 19-37
O9 at East Central	L 14-31
O16 at Southeastern Okla.	L 7-49
O23 Northeastern State	W 21-16
N6 at Tarleton State	L 12-46

**Head Coach: RYAN HELD**  
**4 Seasons // 16-28 (364)**

**2005 (1-10, 0-5, 6th, LSC)**

Ryan Held	Score
A25 Panhandle State	W 13-10
S3 at Midwestern State	L 0-49
S10 Eastern New Mexico	L 0-28
S17 at West Texas A&M	L 14-41
S24 Tarleton State	L 9-16
O1 at Central Oklahoma	L 20-37
O8 East Central	L 20-37
O15 at Missouri Rolla	L 9-20
O22 Southeastern	L 13-42
O29 at Northeastern State	L 13-17
N5 Texas A&M-Comm.	L 16-37

**2006 (6-5-0, 3-2, T2nd LSC)**

Ryan Held	Score
S2 at Texas A&M-Kings.	W 23-17
S9 Midwestern State	L 10-31
S16 at Panhandle State	W 33-14
S23 at Abilene Christian	L 0-31
S30 Tarleton State	L 19-21
O7 Missouri Rolla	W 31-29
O14 at Southeastern	L 7-35
O21 Northeastern	W 32-6
O28 Central Oklahoma	W 25-22
N4 at East Central	W 38-28
N11 at Texas A&M-Comm.	L 7-13

**2007 (6-5, 3-2, T1st LSC)**

Ryan Held	Score
A23 Northwestern Okla.	W 33-7
A31 Texas A&M-Kingsville	W 7-3
S8 at Midwestern State	L 10-47
S15 at Panhandle State	W 38-8
S20 Abilene Christian	L 14-50
S29 at Tarleton State	L 19-43
O13 Southeastern	L 24-40
O20 at Northeastern	W 31-24
O27 at Central Oklahoma	L 7-10
N3 East Central	W 24-18
N10 Texas A&M-Comm.	W 21-14

**2008 (3-8, 1-4, 5th LSC)**

Ryan Held	Score
A28 at Northwestern Okla.	W 29-15
S6 at Eastern New Mexico	L 24-37
S13 Angelo State	L 2-24
S20 at West Texas A&M	L 20-42
S27 Tarleton State	L 21-24
O4 at Southeastern Okla.	L 21-29
O11 Northeastern State	W 17-16
O18 Central Oklahoma	L 16-23
O25 at East Central	L 21-42
N1 Oklahoma Panhandle	W 42-7
N8 at Texas A&M-Comm.	L 3-21

**Head Coach: DAN COCANNOUER**  
**7 Seasons // 34-53 (391)**

**2009 (1-10, 1-4, 5th LSC)**

Dan Cocannouer	Score
A28 at Emporia State	L 14-48
S5 Eastern New Mexico	L 7-45
S12 at Angelo State	L 10-55
S19 West Texas A&M	L 15-41
S26 at Tarleton State	L 3-66
O3 Southeastern Okla.	L 10-33
O10 at Northeastern State	L 6-13
O17 at Central Oklahoma	L 23-41
O24 East Central	W 14-13
O31 Okla. Panhandle	L 24-28
N5 Texas A&M-Comm.	L 12-15

**2010 (3-8, 3-3, T-3rd/LSC)**

Dan Cocannouer	Score
A26 Emporia State	L 7-27
S11 West Texas A&M	L 14-77
S18 at Midwestern State	L 9-46
S25 at East Central	L 0-23
O2 Eastern New Mexico	W 21-10
O9 at Southeastern Okla.	L 35-42
O15 Northeastern State	L 10-20
O24 at A&M-Commerce	W 24-10
O30 Texas A&M-Kingsville	L 17-56
N6 Central Oklahoma	W 31-24
N13 at Abilene Christian	L 17-47

**2011 (5-6, 3-5, 7th/GAC)**

Dan Cocannouer	Score
S1 at Northwestern Okla.	W 31-28
S10 Southern Arkansas	L 22-31
S17 at Henderson State	W 17-13
S23 Central Oklahoma	W 27-20
O1 at Southeastern Okla.	W 23-20
O8 East Central	L 12-29
O15 Ouachita Baptist	L 38-48
O22 at Harding	L 28-70
O29 at Northeastern State	L 13-42
N5 Arkansas Tech	W 23-20

N12 at Ark.-Monticello L 21-35

**2012 (3-7, 2-6, T-7th/GAC)**

Dan Cocannouer	Score
A31 at Stephen F. Austin	L 14-49
S15 East Central	W 13-10
S22 at Southern Arkansas	L 34-35
S29 Henderson State	L 22-50
O5 at Ouachita Baptist	L 12-33
O13 Arkansas Tech	L 37-45
O20 at Southeastern Okla.	L 16-26
O27 Southern Nazarene	W 19-12
N3 Arkansas-Monticello	W 38-21
N10 at Harding	L 7-38

**2013 (6-5, 6-4, T-4th/GAC)**

Dan Cocannouer	Score
S5 Harding	W 27-23
S14 at Arkansas Tech	W 28-17
S21 at Southern Arkansas	L 17-20
S28 Arkansas-Monticello	W 35-17
O5 Ouachita Baptist	L 14-31
O12 at Henderson State	L 17-45
O18 at Southeastern Okla.	W 37-27
O26 East Central	L 21-24
N2 Southern Nazarene	W 42-14
N9 at Tarleton State	L 32-49
N16 at Northwestern Okla.	W 62-17

**2014 (3-7, 3-7, T-7th/GAC)**

Dan Cocannouer	Score
S6 at Harding	L 6-42
S13 Arkansas Tech	W 27-23
S20 Southern Arkansas	W 27-24
S27 at Ark.-Monticello	L 14-33
O4 at Ouachita Baptist	L 21-54
O11 Henderson State	L 14-28
O18 Southeastern Okla.	L 24-28
O25 at East Central	L 13-36
N1 at Southern Naz.	W 27-24 (ot)
N8 Northwestern Okla.	L 6-28

**2015 (8-4, 8-3, T-2nd/GAC)**

Dan Cocannouer	Score
S5 at Southern Arkansas	L 24-28
S12 Ark.-Monticello	W 50-20
S19 Ouachita Baptist	W 58-38
S26 at Henderson State	L 0-33
O3 at Southeastern Okla.	L 0-8
O10 East Central	W 38-31
O17 Southern Nazarene	W 73-7
O24 at Oklahoma Baptist	W 42-14
O31 Harding	W 21-13
N7 at Arkansas Tech	W 28-14
N14 at Northwestern Okla.	W 31-17
*D5 vs. Central Oklahoma	L 21-38
*Live United Texarkana Bowl	

**2016 (5-6, 5-6, 7th/GAC)**

Dan Cocannouer	Score
S1 Southern Arkansas	L 17-21
S10 at Ark.-Monticello	L 28-35
S17 at Ouachita Baptist	L 28-48
S24 Henderson State	L 17-45
O1 Southeastern Okla.	W 37-33
O8 at East Central	W 41-7
O15 at Southern Nazarene	W 35-14
O20 Oklahoma Baptist	W 37-35
O29 at Harding	L 27-42
N5 Arkansas Tech	L 20-24
N12 Northwestern Okla.	W 47-16

# GREAT AMERICAN CONFERENCE

The **Great American Conference** is one of the newest in NCAA Division II, first taking the field in the fall of 2011. Entering its seventh year of competition, the GAC continues to establish itself on the field of play against the very tough Central Region/Super Region 3. The NCAA announced on March 9, 2011 that the Great American Conference was officially accepted as the 23rd NCAA Division II athletics conference. Although the new league was new, it was a concept that had been informally discussed since the early 1990's between institutions from Arkansas and Oklahoma.

Nine charter members (Arkansas-Monticello, Arkansas Tech, East Central, Harding, Henderson State, Ouachita Baptist, Southeastern Oklahoma State, Southern Arkansas and Southwestern Oklahoma State) agreed to form a new NCAA Division II athletic conference in July 2010 and notified their respective leagues of the decision. In November of 2010, the league was stamped as the Great American Conference and announced in March of 2011 that it would become the 23rd active member conference in NCAA Division II.

Will Prewitt, previously an associate commissioner of the West Virginia Intercollegiate Athletic Conference (WVIAC), was selected as the first GAC Commissioner and appointed to his post one month before the league had officially been named. He is joined on staff by Associate Commissioner for Compliance Audra Tope, Assistant Commissioner for Communications Eric Moyer and Assistant Commissioner for Operations Stephanie Prewitt.

The nine founding members began active membership within the NCAA Division II ranks on September 1, 2011. Earlier that summer, Southern Nazarene was accepted into the NCAA Division II membership process and they were extended a provisional invitation to join the GAC. Northwestern Oklahoma State also received a provisional invitation after being accepted into the process in the summer of 2012 and Oklahoma Baptist became the league's 12th member when they started the process in 2015. The 2017-18 athletic campaign will mark the first year that the GAC has all 12 institutions with full NCAA Division II membership after Oklahoma Baptist completed the transition in the summer of 2017.



**Founded:** 2011

**Phone:** 479-567-5422

**Commissioner:**  
Will Prewitt

**Associate Commissioner / Compliance:**  
Audra Tope

**Assistant Commissioner / Communications:**  
Eric Moyer

**Assistant Commissioner / Operations:**  
Stephanie Prewitt

**Website:** www.greatamericanconference.com

**Mailing Address:**  
PO Box 863  
Russellville, Ark. 72811

## GAC Champions

2011: Ouachita Baptist	6-1	2014: Ouachita Baptist	10-0
2012: Henderson State	8-0	2015: Henderson State	10-1
2013: Henderson State	10-0	2016: Harding	11-0

## GAC Schools in the NCAA II Playoffs\*

School	Appearances	Years
Harding	3	2012, 2014, 2016
Henderson State	2	2012, 2013, 2015
Ouachita Baptist	1	2014

\*Only accounts for playoff appearances since GAC formed in 2011



## Great American Conference Member Information

School	Enrollment	Location	Population	Colors	Nickname	Joined
Arkansas Tech	11,379	Russellville, Ark.	27,920	Green & Gold	Wonder Boys/Golden Suns	2011
Arkansas-Monticello	3,400	Monticello, Ark.	9,778	Green & White	Boll Weevils/Cotton Blossoms	2011
East Central	5,727	Ada, Okla.	16,810	Orange & Black	Tigers	2011
Harding	6,810	Searcy, Ark	22,858	Black & Gold	Bisons	2011
Henderson State	3,584	Arkadelphia, Ark	10,714	Red & Gray	Reddies	2011
Northwestern Oklahoma State	1,889	Alva, Okla.	4,945	Red & Black	Rangers	2012
Oklahoma Baptist	1,979	Shawnee, Okla.	29,857	Green & Gold	Bison	2015
Ouachita Baptist	1,448	Arkadelphia, Ark.	10,714	Purple & Gold	Tigers	2011
Southeastern Oklahoma State	3,889	Durant, Okla.	15,856	Blue & Gold	Savage Storm	2011
Southern Arkansas	3,404	Magnolia, Ark.	11,577	Royal Blue & Old Gold	Muleriders	2011
Southern Nazarene	2,110	Bethany, Okla.	20,307	Crimson & White	Crimson Storm	2012
Southwestern Oklahoma State	4,850	Weatherford, Okla.	10,833	Navy & White	Bulldogs	2011

## Great American Conference Yearly Awards

Offensive		Defensive		Freshman		Coach	
2011	Casey Cooper, QB, OBU	2011	Jason Catchings, LB, ECU	2011	Devin Benton, DL, SWOSU	2011	Todd Knight, OBU
2012	Kevin Rodgers, QB, HSU	2012	Maxie Graham, LB, HSU	2012	Tim Llewellyn, LB, HSU	2012	Scott Maxfield, HSU
2013	Kevin Rodgers, QB, HSU	2013	Keaton Stigger, LB, HSU	2013	Devlon Wortham, RB, SE	2013	Scott Maxfield, HSU
2014	Kevin Rodgers, QB, HSU	2014	<b>Devin Benton, DL, SWOSU</b>	2014	Zach Shelley, RB, HU	2014	Todd Knight, OBU
2015	JaQuan Cole, RB, HSU	2015	Logan Genz, LB, ATU	2015	Barrett Renner, QB, SAU	2015	<b>Dan Cocannouer, SWOSU</b>
2016	Park Parish, QB, HU	2016	Trevon Biglow, DE, HU	2016	Allie Freeman, WR, OUA	2016	Ronnie Huckeba, HU



BULLDOG BLUE

EARN

IT

