

GAME 10: SOUTHERN NAZARENE (4-5, 4-5 GAC) AT SWOSU (2-7, 2-7 GAC)

Nov. 4, 2017 • 5:30 pm • Weatherford, Okla. • ASAP Energy Field (6,000)
 Radio: 100.3 FM • Live Stats: <http://www.sidearmstats.com/swosu/football/>



SOUTHERN NAZARENE

Rankings (AFCA/D2Football) - / -
 Record 4-5
 Head Coach Andy Lambert
 Record 6-14 (2nd)
 Coach vs. SWOSU 0-1

Location: Weatherford, Okla.
 Site: ASAP Energy Field
 Capacity: 6,000
 Surface: AstroTurf
 All-Time Series: SWOSU leads 6-0
 D2 Era Series: SWOSU leads 6-0
 In Weatherford: SWOSU leads 3-0
 In Searcy: SWOSU leads 3-0
 Streak: SWOSU won last 6
 Last Meeting: SWOSU 35-14
 10/15/16 in Shawnee



SWOSU

Rankings (AFCA/D2Football) - / -
 Record 2-7
 Head Coach Dan Cocannouer
 Record 36-60 (9th)
 Cocannouer vs. SNU 5-0

SETTING THE SCENE

- SWOSU Football returns home on Saturday evening for Senior Day at ASAP Energy Field against Southern Nazarene, which kicks off at 5:30 pm
- The game is also the culmination of Homecoming at Southwestern Oklahoma State University and a weekend full of events
- SWOSU enters the game on a four-game slide, which was continued with a 28-24 setback against Oklahoma Baptist last Saturday in Shawnee
- Southern Nazarene ended a three-game losing skid last Saturday with a 44-37 victory over Northwestern Oklahoma State that improved the Crimson Storm to 4-5 on the year
- The Bulldogs look to maintain their dominance against Southern Nazarene, who they are 6-0 all-time against, which includes a 5-0 mark against the Crimson Storm since they both became members of the Great American Conference
- Members of the 2017 Senior Class will be honored with an on-field ceremony approximately 30 minutes prior to kickoff

THE SERIES

- SWOSU and Southern Nazarene have faced off six times on the gridiron in a series that dates back to the 2003 season
- The Bulldogs have won the six meetings by an average of 25.2 points per game, a mark that is even larger at ASAP Energy Field, where the Dawgs have defeated SNU by an average of 33.7 points in three prior meetings
- SNU's last visit to Weatherford resulted in SWOSU scoring 73 points - the Bulldogs most of the NCAA Division II era and their largest margin of victory since 1969

Media Contact Information

Southern Nazarene "CRIMSON STORM"

Sports Information Director: David Noblett
 Email: dnoblett@snu.edu
 Phone: 405-491-6619
 Website: www.snuathletics.com
 Twitter: @SNUAthletics

SWOSU "BULLDOGS"

Sports Information Director: Doug Self
 Email: doug.self@swosu.edu
 Phone: 580-774-7162
 Website: www.swosuathletics.com
 Twitter: @SWOSUathletics

2017 SCHEDULE/RESULTS

9/2	*at Arkansas-Monticello	W 20-19
9/9	*Ouachita	L 10-38
9/16	*at Southern Arkansas	L 14-38
9/23	*Henderson State	L 14-37
9/30	*East Central	W 48-37
10/7	*at #23 Southeastern Oklahoma State	L 24-31
10/14	*Arkansas Tech	L 21-38
10/21	*at Harding	L 0-42
10/28	*at Oklahoma Baptist	L 24-28
11/4	*Southern Nazarene	5:30 pm
11/11	*at Northwestern Oklahoma State	4:00 pm

HOW TO FOLLOW

Live Audio*
<https://kweyam.com/>

Live Stats
<http://www.sidearmstats.com/swosu/football/>

Watch Live
<http://www.citylinktv.com/channel/weatherford-coyote-tv/>

Social Media
 Facebook: /SWOSUathletics
 Twitter: @SWOSUathletics

*All SWOSU Football games are broadcast on
 100.3 FM "Coyote Classic"

QUICK FACTS

School: Southwestern Oklahoma State
 City/Zip: Weatherford, OK 73096
 Founded: 1901
 Enrollment: 4,995
 Nickname: Bulldogs
 School Colors: Navy Blue and White
 Field: ASAP Energy Field
 Playing Surface: AstroTurf
 Capacity: 6,000
 Affiliation: NCAA Division II
 Conference: Great American Conference
 President: Randy Beutler
 Alma Mater: SWOSU, 1983
 Athletics Director: Todd Thurman
 Alma Mater: Bethany Nazarene, 1983

HISTORY

First Year of Football: 1905
 Seasons Played: 107
 Overall All-Time Record: 461-495-36 (.485)
 NCAA All-Time Record: 85-137 (.390)
 Years in NCAA Playoffs: None
 Last Postseason Appearance: 2015
 L, 21-38 vs. Central Oklahoma
 Live United Texarkana Bowl
 Last Playoff Appearance: 1996
 W, 33-31 over Montana Tech
 NAIA Championship Game

The Southwestern Oklahoma State University Sports Information department is responsible for providing public and media relation services for the Bulldogs' 12 athletic programs. Sports Information Director Doug Self is the primary contact for each SWOSU Athletic program.



Media Credentials

Credentials for Southwestern Oklahoma State University home games are available to personnel from working media outlets by contacting Sports Information Director Doug Self at least 24 hours prior to the start of an event. Credentials can be left at the gate or picked up from the Sports Information office in advance of the game. Media wishing to take photos must also obtain a credential from the SWOSU Sports Information office.

Interview Policy

Postgame interviews with SWOSU coaches and players are available to media personnel following a brief cooling off period. Requests must be made to the Sports Information Director prior to the end of contest. Requested athletes and coaches will be made available for interviews on the playing field or outside of the locker room following a contest.

Interviews during the week will be made on arrangement with the Sports Information Director. Please allow 24 hour notice for all such interviews.



Broadcast Information

All SWOSU Football games are broadcast on 100.3 FM "Coyote Classic" in Weatherford or they can be found online at KWEYAM.com. In addition, a brand new video stream will be unveiled by Wright Wradio in 2017 and links to follow the games can be found at www.swosuathletics.com.

Mike Hammett is in his second season as the 'Voice of the Bulldogs' after joining Wright Wradio in August 2016 as the Sports Director. He is joined on the broadcast by color commentator Les Crall and sideline reporter Hailey Tucker.

For further game updates, be sure to follow @SWOSUathletics and @SWOSUFootball on Twitter.

THE COACHES

SWOSU: Dan Cocannouer, 36-60 (9th Season)

- Has announced that he will retire following the 2017, his ninth as the head coach at his alma mater
- Earned four Coach of the Year Awards following the 2015 season, including: Great American Conference, AFCA Region 4, HERO Sports Region 3 and OklahomaSports.Net Small College
- Ranked fourth in SWOSU Football history for coaching victories with 36, three shy of Bob Mazie (39-37-2; 1978-85) for third place on the list
- Has a record of 5-0 against Southern Nazarene as the Bulldogs head coach, including a mark of 3-0 against the Crimson Storm in Weatherford

Southern Nazarene: Andy Lambert, 6-14 (2nd Season)

- Became the fourth coach in SNU Football history prior to the 2016 season and he has already doubled the Crimson Storm's win total from his first season
- Spent the previous 12 seasons as the head coach at Sterling College in Kansas, where he compiled a record of 72-51 and was a three-time KCAC Coach of the Year

THE LAST MEETING (OCT. 15, 2016)

- Karltrrell Henderson scored once in each quarter for a school-record four rushing touchdowns, leading the Bulldogs to a 35-14 victory over Southern Nazarene on Saturday
- Henderson becomes the first Bulldog of the NCAA era to record four rushing touchdowns and the first SWOSU player since 1991 to accomplish the feat
- The Bulldogs totaled 399 yards of total offense, with 203 yards through the air and 196 yards rushing, led by Henderson with 117 yards on 19 carries
- Marc Evans was 18-for-31 passing for 192 yards with a touchdown pass to D.J. Jones in the second quarter and one interception
- Jones and JR Omigie tied for team-high honors with five receptions apiece and Hunter Dinkines had three catches for 23 yards
- Colton Wright set a new career-high with nine tackles

LAST TIME OUT (OCT. 28, 2017)

- Oklahoma Baptist scored a touchdown with 57 seconds remaining to defeat SWOSU 28-24 on Saturday afternoon at Crain Stadium in Shawnee
- OBU Scored the first 14 points of the game, taking a 14-0 lead with 11:35 to play in the second quarter before the Dawgs scored the next 14 to knot the score at 14-14 right before halftime
- SWOSU took their first lead 24-21 with 6:36 remaining on a nine-yard touchdown pass from Casey Freeman to Jared Rayburn on fourth down
- As the Dawgs tried to run out the clock, Freeman was stripped of the ball and OBU recovered, setting up the game-scoring four-yard touchdown run with 57 seconds to play
- Karltrrell Henderson rushed for a career-high 180 yards and two touchdowns on 29 carries, averaging 6.2 yards per carry
- Gerald White led the Bulldogs defensively with eight tackles (six solo, two assist) while BJ Kellogg, Clay Wilkerson and TJ Harris had seven stops apiece

CHECKING THE STANDINGS

- Losses by Southeastern Oklahoma State and Southern Arkansas have left Arkansas Tech and Ouachita tied atop the GAC standings at 7-2
- Harding is the hottest team in the GAC with six consecutive wins and they've moved into a tie for third place with Southeastern and Southern Arkansas
- Arkansas-Monticello and Henderson State are both above .500 at 5-4 and tied for sixth in the league standings with two weeks to play
- Southern Nazarene moved into sole possession of eighth place at 4-5 with a victory over Northwestern Oklahoma State, who is now one game behind at 3-6
- SWOSU is again tied with East Central for 10th in the standings at 2-7, one game ahead of Oklahoma Baptist in 12th

SWOSU OFFENSIVE NOTES

- Karltrrell Henderson rushed for a career-high 180 yards and two touchdowns at Oklahoma Baptist last Saturday, averaging 6.2 yards per carry on 29 attempts
- Henderson now ranks ninth in the Great American Conference with 610 rushing yards - an average of 67.8 yards per game - and he has six rushing touchdowns to his credit
- Casey Freeman has been held to less than 50% completions in three consecutive games, dropping him to eighth in the GAC with 185.4 passing yards per game
- Jared Rayburn has been the top target for Freeman with a team-leading 34 receptions for 291 yards, while JR Omigie leads the team with 405 yards receiving on 25 catches and Jordan Jackson has a team-best four touchdowns among his 11 receptions
- SWOSU has two senior offensive linemen who will be starting their final game at home on Saturday in LT Garrett Luke and RG Kevin Blessing
- Luke is a two-time All-GAC selection who has started 35 consecutive games on SWOSU's offensive line while Blessing has made 31 starts over the past three seasons

SWOSU DEFENSIVE NOTES

- Sophomore safety Gerald White has matched his career high with eight tackles three times in the past four games and he's fifth on the team with 40 stops (24 solo, 16 assist) for the season
- Colten Buie has recorded a turnover in back-to-back games, recovering a fumble at Harding before snagging his first career interception last Saturday at OBU
- Austin Loomis climbed into the Top 5 for Career Tackles at SWOSU in the NCAA era at Oklahoma Baptist and he enters Senior Day with 250 career stops to his credit
- Loomis leads the Bulldogs and ranks 13th in the conference with 62 tackles (33 solo, 29 assist) this season, an average of 6.9 stops per game
- The Bulldogs rank fifth in the GAC in Total Defense, allowing 381.3 yards per game, but they are tied for eighth with a Scoring Defense of 34.2 points per game
- Antoine Albert is currently third in the league with 10 passes defended - all pass breakups - for the year

RECORD WATCH

CAREER TACKLES (NCAA DIVISION II ERA)

1	295	Conner Bays (2013-16)
2	290	Michael Hart (2002-05)
3	283	Ruzell McCoy (2005-08)
4	282	Ryan Feller (2010-13)
5	250	Austin Loomis (2014-Pres.)

SWOSU SPECIAL TEAMS NOTES

- Jared Rayburn is ranked fourth in the GAC in Kickoff Returns, averaging 28.3 yards per on 18 returns this season with one touchdown
- SWOSU kickers have combined to hit 20-of-21 extra points and 3-of-4 field goal attempts this season

LOOKING AHEAD

- SWOSU concludes the 2017 season with a rivalry game at Northwestern Oklahoma State, kicking off at 4:00 pm next Saturday (Nov. 11) in Alva

SINGLE-GAME MILESTONES

10+ Tackles

Austin Loomis (4)	
at East Central, 10/25/14	12
Southern Arkansas, 9/1/16	11
at Ouachita, 9/17/16	11
at Southern Arkansas, 9/16/17	10
at Southeastern Okla., 10/7/17	10
Dominic Blue (1)	
at Harding, 10/29/16	13

100-Yard Rushing Games

Karltrrell Henderson (7)	
at Oklahoma Baptist, 10/28/17	180
at Arkansas-Monticello, 9/10/16	170
at Northwestern Okla., 11/14/15	168
Ouachita, 9/19/15	152
Arkansas Tech, 10/14/17	127
at Southern Nazarene, 10/15/16	117
Southeastern, 10/1/16	116

Kedron Banks (2)

Southern Nazarene, 10/17/15	144
at Harding, 10/21/17	106

2+ Rushing Touchdowns

Karltrrell Henderson (12)	
at Southern Nazarene, 10/15/16	4
at Arkansas-Monticello, 9/10/16	3
Arkansas-Monticello, 9/12/15	2
Ouachita, 9/19/15	2
Southern Nazarene, 10/17/15	2
at Northwestern Okla., 11/14/15	2
at Ouachita, 9/17/16	2
at East Central, 10/8/16	2
Oklahoma Baptist, 10/20/16	2
at Harding, 10/29/16	2
Arkansas Tech, 10/14/17	2
at Oklahoma Baptist, 10/28/17	2

Kedron Banks (1)

Southern Nazarene, 10/17/15	3
Cedric Cooper (1)	
East Central, 9/30/17	2

2+ Receiving Touchdowns

JR Omigie (1)	
Ouachita, 9/19/15	2
Jordan Jackson (1)	
East Central, 9/30/17	2

300-Yard Passing Games

Casey Freeman (1)	
East Central, 9/30/17	314

3+ Passing Touchdowns

Casey Freeman (1)	
East Central, 9/30/17	3
at Southeastern Okla., 10/7/17	3



QUICK FACTS

School:	Southern Nazarene University
Location:	Bethany, Okla.
Founded:	1899
Enrollment:	2,110
Nickname:	Crimson Storm
School Colors:	Crimson & White
Field:	SNU Football Stadium
Playing Surface:	Turf
Capacity:	2,500
Conference:	Great American Conference
President:	Dr. Loren P. Gresham
Athletic Director:	Bobby Martin

COACHING STAFF

Head Coach:	Andy Lambert
Record (at school):	6-14 (2nd year)
Record (Overall):	108-110 (5th year)

Assistant Coaches:

Kyle Schenk	Defensive Coordinator
Adam Langvardt	Special Teams
Dustin Hada	Offensive Coordinator
Davis Hodam	Safeties
Kenneth West	Cornerbacks
Bryce Rusler	Offensive Skill
Cadron Davis	Inside Linebackers
Austin Maly	Tight Ends
Denton Hudspeth	Offensive GA
Indy Siehndel	Defensive GA

CRIMSON STORM IN 2017

(4-5, 4-5 GAC)

Date	Opponent	Time/Result
Aug. 31	Southeastern Okla.	L 0-58
Sept. 9	at East Central	W 33-30
Sept. 16	at Harding	W 28-27
Sept. 23	Arkansas Tech	L 0-52
Sept. 30	at Henderson State	W 42-24
Oct. 7	Southern Arkansas	L 15-27
Oct. 12	Ouachita	L 14-21
Oct. 21	at Arkansas-Monticello	L 23-35
Oct. 28	Northwestern Okla.	W 44-37
Nov. 4	at SWOSU	5:30 pm
Nov. 11	Oklahoma Baptist	1:00 pm

SERIES HISTORY

(SWOSU LEADS 6-0)

DATE	LOCATION	RESULT
10/18/03	Bethany	W 32-6
10/27/12	Weatherford	W 19-12
11/2/13	Weatherford	W 42-14
11/1/14	Bethany	W 27-24 (ot)
10/17/15	Weatherford	W 73-7
10/15/16	Bethany	W 35-14

All-Time: SWOSU Leads 6-0

D2 Era: 6-0

In Weatherford: 3-0

In Bethany: 3-0

AFCA Top 25 Poll

(Oct. 30, 2017)

#	Team (First-Place Votes)	Rec.	Pts.	Prev.
1	Minnesota State (10)	9-0	822	3
2	Shepherd (22)	8-0	820	2
3	Indiana (Pa.) (2)	9-0	777	4
4	Midwestern State	7-0	717	5
5	Indianapolis	9-0	710	6
6	Fort Hays State	9-0	683	7
7	Central Washington	9-0	625	8
8	Northwest Missouri State	8-1	577	1
9	Texas A&M-Commerce	7-1	558	9
10	Assumption	8-0	516	T-12
11	Ashland	8-1	510	T-12
12	Ferris State	7-1	483	11
13	Sioux Falls	8-1	405	14
14	Wingate	8-0	402	16
15	Colorado Mesa	8-1	399	15
16	Virginia State	8-0	347	17
17	Humboldt State	7-1	295	18
18	Winona State	8-1	289	10
19	Grand Valley State	7-2	215	19
20	Bowie State	8-1	214	20
21	Eastern New Mexico	7-1	190	21
22	Findlay	8-1	159	22
23	West Alabama	7-2	100	25
24	Colorado St.-Pueblo	7-2	88	24
25	West Georgia	7-2	48	NR

Super Region III Rankings

(Oct. 30, 2017)

#	Team	D2 Rec.	Overall
1	Fort Hays St.	9-0	9-0
2	UIndy	9-0	9-0
3	Ashland	8-1	8-1
4	Ferris St.	7-1	7-1
5	Northwest Mo. St.	8-1	8-1
6	Grand Valley St.	7-2	7-2
7	Ouachita Baptist	7-2	7-2
8	Arkansas Tech	7-2	7-2
9	Central Mo.	6-3	6-3
10	Harding	6-3	6-3

D2Football.com Top 25 Poll

(Oct. 24, 2017)

#	Team	Rec.	Prev.
1	Northwest Missouri	8-0	1
2	IUP	8-0	2
3	Minnesota State	8-0	3
4	Ashland	7-1	5
5	Shepherd	7-0	6
6	Midwestern State	6-0	7
7	Ferris State	6-1	8
8	Fort Hays	8-0	9
9	Texas A&M-Commerce	6-1	10
10	Indianapolis	8-0	11
11	Winona State	8-0	12
12	Central Washington	8-0	14
13	Sioux Falls	7-1	15
14	Grand Valley	6-2	4
15	Assumption	7-0	16
16	Wingate	7-0	18
17	Central Missouri	6-2	20
18	Virginia State	7-0	21
19	Colorado Mesa	7-1	22
20	West Georgia	6-2	24
21	Humboldt State	6-1	25
22	CSU-Pueblo	6-2	23
23	West Alabama	6-2	13
24	Minnesota Duluth	6-2	NR
25	California	6-2	NR

GREAT AMERICAN CONFERENCE STANDINGS

		GAC	Pct.	Overall Pct.	H	A	N	Strk	
1	Arkansas Tech	7-2	0.778	7-2	0.778	3-1	4-1	0-0	W3
	Ouachita	7-2	0.778	7-2	0.778	3-2	4-0	0-0	W3
3	Harding	6-3	0.667	6-3	0.667	2-2	4-1	0-0	W6
	Southeastern Oklahoma State	6-3	0.667	6-3	0.667	3-2	3-1	0-0	L3
	Southern Arkansas	6-3	0.667	6-3	0.667	4-0	2-3	0-0	L1
6	Arkansas-Monticello	5-4	0.556	5-4	0.556	3-1	2-3	0-0	L1
	Henderson State	5-4	0.556	5-4	0.556	1-4	4-0	0-0	W1
8	Southern Nazarene	4-5	0.444	4-5	0.444	1-4	3-1	0-0	W1
9	Northwestern Oklahoma State	3-6	0.333	3-6	0.333	1-3	2-3	0-0	L3
10	Southwestern Oklahoma State	2-7	0.222	2-7	0.222	1-3	1-4	0-0	L4
	East Central	2-7	0.222	2-7	0.222	0-5	2-2	0-0	L1
12	Oklahoma Baptist	1-8	0.111	1-8	0.111	1-4	0-4	0-0	W1

This Week's #GACtion

November 4

Ouachita at Southern Arkansas	2:00 pm
Okla. Baptist at Northwestern	2:00 pm
East Central at Harding	2:00 pm
Southeastern at Arkansas Tech	2:00 pm
Henderson State at Ark.-Monticello	3:00 pm
Southern Nazarene at SWOSU	5:30 pm

Upcoming Schedule

November 11

Okla. Baptist at Southern Nazarene	1:00 pm
Henderson St. at Ouachita	1:00 pm
East Central at Southeastern	2:00 pm
Ark-Monticello at Southern Ark.	2:00 pm
Harding at Arkansas Tech	2:00 pm
SWOSU at Northwestern Okla.	4:00 pm

Last Week's Results

Ouachita def. Ark.-Monticello, 55-21
Okla. Baptist def. SWOSU, 28-24
Harding def. Southeastern Okla., 42-3
Henderson State def. Southern Ark., 36-30
Arkansas Tech def. East Central, 38-10
Southern Naz. def. Northwestern, 44-37

GAC PLAYERS OF THE WEEK

OFFENSE

Week	Player
1 (Sept. 4)	Noah Holle, QB, ECU
2 (Sept. 11)	Cole Sears, QB, UAM Jacob Spady, QB, SNU
3 (Sept. 18)	Isiah Weed, QB, NWOSU
4 (Sept. 25)	Evan Lassiter, QB, HSU
5 (Oct. 2)	Drew Harris, WR, OUA Barrett Renner, QB, SAU
6 (Oct. 9)	Jalen Tolliver, WR, UAM Isiah Weed, QB, NWOSU
7 (Oct. 16)	Cole Sears, QB, UAM
8 (Oct. 23)	Tevin McKenzie, WR, ATU
9 (Oct. 30)	Bryce Bray, C, HU Austin Warford, QB, OUA

DEFENSE

Week	Player
1 (Sept. 4)	Sheldon Watson, S, HSU
2 (Sept. 11)	Cua' Rose, DB, ATU
3 (Sept. 18)	Davondrick Lison, DL, SAU Jeremy Jackson, DB, UAM
4 (Sept. 25)	Justin Young, LB, SE
5 (Oct. 2)	Derrick Carmouche, DB, SNU
6 (Oct. 9)	Maurice Wright, DB, NWOSU
7 (Oct. 16)	Christian Jefferson, DB, UAM
8 (Oct. 23)	Sam Blankenship, LB, HU
9 (Oct. 30)	Daniel Moniz, DE, OBU
10 (Nov. 6)	
11 (Nov. 13)	

SPECIAL TEAMS

Week	Player
1 (Sept. 4)	Dominic Blue, LB, SWOSU
2 (Sept. 11)	Davondrick Lison, DL, SAU
3 (Sept. 18)	Carlos Anguiano, K/P, SNU
4 (Sept. 25)	Brayden Stringer, PR, ATU
5 (Oct. 2)	Joel Carlos, P/K, SE
6 (Oct. 9)	Tristan Parsley, K/P, HU
7 (Oct. 16)	Tristan Parsley, K/P, HU
8 (Oct. 23)	Braden Stringer, PR, ATU
9 (Oct. 30)	Jakel Davis, KR, SNU
10 (Nov. 6)	
11 (Nov. 13)	

HEAD COACH DAN COCANNOUER



SWOSU alum **Dan Cocannouer** enters his ninth season as the head coach of the Southwestern Oklahoma State football team in 2017, where he has led his alma mater to a record of 34-53 since returning in Weatherford prior to the 2009 season.

Cocannouer earned three Coach of the Year awards in 2015 after leading the Bulldogs to the Live United Texarkana Bowl, garnering the award from the Great American Conference, American Football Coaches Association (AFCA) for Region 4 and OklahomaSports.Net for all small colleges throughout the state. He enters

the 2017 season with 34 career wins, which ranks him fourth all-time among SWOSU Football coaches.

Cocannouer has led the Bulldogs to a winning record twice in his tenure, going 6-5 in 2013 and 8-4 in 2015, and his teams have won at least five games in four of his eight seasons. He bettered the Bulldogs win-loss total in each of his first three seasons, improving his team from 1-10 in his inaugural season to 5-6 in 2011, their first season in the GAC.

Prior to coming back to SWOSU, Cocannouer had spent 25 seasons as a high school head coach in the state of Oklahoma, establishing a reputation as one of the most prominent and well-respected coaching leaders in the state. He came to SWOSU after eight years at Edmond Santa Fe High School where he compiled a 70-26 record (.729 winning percentage) and led the Wolves to the Class 6A finals in 2003.

His other high school stops included lead high school programs at John Marshall, Chandler, Alva, Pauls Valley and Walters High Schools. All total, he has coached more than 36 years, including the last 30 as a head coach. He led five different schools to the state playoffs and served on the Oklahoma Football Coaches Association (OFCA) Advisory Board for several years and he is a past President of the Oklahoma Coaches Association (OCA) and the OFCA. With his prep success came the opportunity to coach in numerous all-star games, including the Oklahoma All-State game (1988), Jim Thorpe Classic (2000, 2002), Oil Bowl (1997-98) and Enid Shriner All-Star Game (1992-96).

Cocannouer played at SWOSU from 1974-77 under legendary head coach Otis Delaporte, helping the Bulldogs to conference titles in 1974 and 1977. He was a senior leader on the Bulldog team that won a school-record 11 games and finished as the NAIA National Runner-up in 1997 after playing in the Apple Bowl at the Seattle Kingdome. By returning to lead his alma mater, he became the first SWOSU graduate to lead the Bulldogs since Joe Metcalf did the same from 1952-57.

Cocannouer holds two degrees from SWOSU. He earned a bachelor's degree in Health and Physical Education in 1978 before serving as a graduate assistant for the Bulldog football team while until he earned a master's degree in Education in 1983. He also later obtained a secondary administrative certificate from Northwestern Oklahoma State in 1996.

Dan is a native of Tuttle, Oklahoma. The Cocannouer family lost their beloved wife and mother, Jeri Lyn, in early August 2015. She now has the best seat in all stadiums to cheer on the Bulldogs! They have two adult daughters and son-in-laws: Cory and Janie Pence of Dallas, and Colton and Josie Blackburn of Edmond along with two grandsons.

PERSONAL

Name	Dan Cocannouer
Born	May 31, 1956
Hometown	Tuttle, Okla.
High School	Tuttle HS, 1974
College	SWOSU
	BS, Health & Physical Education, 1978
	M. Ed., in Education, 1983

COACHING EXPERIENCE

Year	Position	School
2009-Present	Head Coach	SWOSU
2001-08	Head Coach	Edmond Santa Fe HS
1999-00	Head Coach	John Marshall HS
1997-99	Head Coach	Chandler HS
1994-96	Head Coach/Athletic Director	Alva HS
1992-94	Head Coach/Athletic Director	Pauls Valley HS
1991-92	Offensive Coordinator	Comanche HS
1984-90	Head Coach	Walters HS
1979-84	Assistant Coach	Altus HS/JH
1978	Assistant Coach	Watonga HS
1978-79	Graduate Assistant	SWOSU

COACHING AWARDS

2015	Great American Conference Coach of the Year
2015	AFCA Region 4 Coach of the Year
2015	HERO Sports Region 3 Coach of the Year
2015	OSN Small College Coach of the Year
2015	Oklahoma Coaches Association Hall of Fame

HEAD COACHING RECORD

Year	School	Record	Conf.	Finish
2009	SWOSU	1-10	1-4	5th/LSC
2010	SWOSU	3-8	3-3	T-3rd/LSC
2011	SWOSU	5-6	3-5	7th/GAC
2012	SWOSU	3-7	2-6	T-7th/GAC
2013	SWOSU	6-5	6-4	T-4th/GAC
2014	SWOSU	3-7	3-7	T-7th/GAC
2015	SWOSU	8-4	8-3	T-2nd/GAC
2016	SWOSU	5-6	5-6	7th/GAC
2017	SWOSU	2-7	2-7	
Totals		36-60	33-46	(.375)

RECORD VS. OPPONENTS

Opponent	Record	Last
Abilene Christian	0-1	2010
Angelo State	0-1	2009
Arkansas-Monticello	4-3	2017
Arkansas Tech	4-3	2017
Central Oklahoma	2-3	2015
East Central	5-4	2017
Eastern New Mexico	1-1	2010
Emporia State	0-2	2010
Harding	2-5	2017
Henderson State	1-6	2017
Midwestern State	0-1	2010
Northeastern State	0-3	2011
Northwestern Okla.	4-1	2016
Oklahoma Baptist	2-1	2017
Ouachita Baptist	1-6	2017
Panhandle State	0-1	2009
Southern Arkansas	1-6	2017
Southern Nazarene	5-0	2016
Southeastern Okla.	3-6	2017
Stephen F. Austin	0-1	2012
Tarleton State	0-2	2013
Texas A&M-Commerce	1-1	2010
Texas A&M-Kingsville	0-1	2010
West Texas A&M	0-2	2010

2017 GAME NOTES • SOUTHERN NAZARENE (4-5, 4-5 GAC) AT SWOSU (2-7, 2-7 GAC)

No	Name	Pos.	#	Name	Pos.	Ht.	Wt.	Yr.	Hometown (Previous School)
14	Antoine Albert	DB	1	Colin Watford	QB	6-1	215	R-Fr.	Prague, Okla. (Prague HS)
19	Marcus Anderson II	RB	2	Trey Gooch	QB	6-5	230	Fr.	Oklahoma City, Okla. (Putnam City West HS)
93	Jakeldon Babers	DL	3	BJ Kellogg	DB	5-10	190	Sr.	North Minneapolis, Minn. (Rochester CC)
24	Kedron Banks	RB	4	Adrian Williams	WR	5-7	150	Fr.	Port Arthur, Texas (Port Arthur Memorial HS)
	Tate Beuthien	OL	5	Jared Rayburn	WR	5-10	180	R-Jr.	Edmond, Okla. (Deer Creek HS)
	Hunter Bigelow	LB	6	Casey Freeman	QB	6-2	185	R-So.	Newcastle, Okla. (Newcastle HS)
56	Justin Bigelow	OL	7	Karltrill Henderson	RB	5-11	205	Jr.	Moore, Okla. (Southmoore HS)
27	Jaimarian Biscoe	RB	8	JR Omigie	WR	6-2	175	Jr.	Arlington, Texas (Martin HS)
73	Kevin Blessing	OL	9	Cedric Cooper	RB	5-11	180	Jr.	Seattle, Wash. (Santa Barbara City College)
35	Dominic Blue	DB	10	Jaytron Phillips	LB	6-0	200	So.	Fort Worth, Texas (Chisholm Trail HS)
	Joel Blumenthal	QB	11	Tyler Marr	QB	6-3	195	So.	Beggs, Okla. (Beggs HS)
85	Kameron Bradley	TE	12	Wilbur Young	DB	6-1	180	Jr.	Baltimore, Md. (Hartnell College)
68	Elijah Britton	OL	13	Marcellous Dowell	WR	6-3	190	So.	Cache, Okla. (Cache HS)
95	Austin Brown	DL	14	Antoine Albert	DB	6-1	180	Sr.	Oakland, Calif. (California-Berkeley)
81	Jordan Bryant	WR	15	Zach Hill	WR	6-4	220	R-Jr.	Blanchard, Okla. (Central Oklahoma)
	Greydon Buhlig	TE	16	Dalton Jackson	K/P	5-11	165	Sr.	Willis, Texas (Willis HS)
59	Colten Buie	DL	17	Dylan Power	TE	6-5	225	R-Sr.	North Las Vegas, Nev. (Menlo College)
31	Kendall Burt	RB	18	Sheldon Wilson	RB	5-11	190	Sr.	Anadarko, Okla. (Northeastern Oklahoma A&M)
	Courtland Clark	DB	19	Marcus Anderson II	RB	5-10	210	Jr.	Killeen, Texas (Navarro College)
77	Tristyn Close	OL	20	Nick Ward	DB	6-2	210	Sr.	Moore, Okla. (Wofford College)
33	Julian Cole	LB	21	Clay Wilkerson	LB	6-0	215	Jr.	Rockwall, Texas (Rockwall-Heath HS)
9	Cedric Cooper	RB	22	Daylan Dial	DB	6-0	205	Sr.	Frisco, Texas (Frisco Heritage HS)
43	Dalton Cooper	LB	23	Terry McMillon	DB	6-2	195	Jr.	Daytona, Fla. (Fort Scott CC)
44	Malcolm Davis	LB	24	Kedron Banks	RB	5-9	180	R-Jr.	Richardson, Texas (Proctor Academy)
51	Dalton Dawson	LB	25	Jelani Heath	DB	5-11	165	So.	Carrollton, Texas (Hebron HS)
38	Trent Dennis	K	26	Skye Singleton	DB	6-1	185	So.	Fort Worth, Texas (Arlington Heights HS)
22	Daylan Dial	DB	27	Jaimarian Biscoe	RB	5-10	200	Fr.	Crowley, Texas (Crowley HS)
13	Marcellous Dowell	WR	28	Diondre Scott	DB	6-0	170	Fr.	Ardmore, Okla. (Ardmore HS)
37	Jaylen Ellis	DB	29	Darion Richards	DB	5-10	155	Fr.	Mustang, Okla. (Mustang HS)
91	Anthony Escobar	DL	30	Braden Sweet	DB	5-10	195	So.	Perry, Okla. (Perry HS)
	Jordan Finn	OL	31	Kendall Burt	RB	6-1	185	Fr.	Arlington, Texas (Lamar HS)
99	Tyler Follis	DL	32	Tony Johnson	DB	5-10	170	Fr.	Arlington, Texas (Mansfield Summit HS)
6	Casey Freeman	QB	33	Julian Cole	LB	6-1	220	R-Sr.	Kansas City, Kan. (Fort Scott CC)
72	Blake Furman	OL	35	Dominic Blue	DB	6-1	210	Jr.	Roland, Okla. (Muldrow HS)
	Quinton Gale	DB	36	Darrien Mack	DB	5-8	165	Fr.	Moore, Okla. (Southmoore HS)
89	Corey Ganz	TE	37	Jaylen Ellis	DB	5-11	170	Fr.	Dallas, Texas (Allen HS)
52	Jermaine Gardner	LB	38	Trent Dennis	K	5-7	160	Fr.	Muskogee, Okla. (Muskogee HS)
50	Derrick Gibbs	DL	39	Gerald White	DB	5-8	165	So.	Tipton, Okla. (Tipton HS)
2	Trey Gooch	QB	40	Riley Julian	DL	6-2	225	R-Fr.	Marlow, Okla. (Marlow HS)
98	Jarvis Graham	DL	41	Tyreik Lusk	DL	6-2	235	So.	Arlington, Texas (The Colony HS)
64	Bo Granger	DL	42	Cory Wilkerson	LB	5-10	195	R-Fr.	Rockwall, Texas (Rockwall-Heath HS)
79	Parrish Grant	OL	43	Dalton Cooper	LB	6-0	205	R-Fr.	Tuttle, Okla. (Tuttle HS)
90	Jonathan Harris	DL	44	Malcolm Davis	LB	6-3	215	So.	Fort Worth, Texas (Brewer HS)
49	TJ Harris	DL	45	Pierce Warn	LS	5-8	180	Fr.	Lawton, Okla. (Lawton HS)
25	Jelani Heath	DB	46	Johnson Miller	LB	5-11	215	So.	Bethany, Okla. (Oklahoma City Legion)
7	Karltrill Henderson	RB	47	Zach Moore	LS	6-0	210	Jr.	Kingfisher, Okla. (Kingfisher HS)
	Jason Hessler	DL	48	Stone Ramsey	TE	6-4	230	Fr.	Dallas, Texas (Bryan Adams HS)
15	Zach Hill	WR	49	TJ Harris	DL	6-2	225	Jr.	Midfield, Ala. (Garden City CC)
	Kevin Ixpanel	OL	50	Derrick Gibbs	DL	6-1	230	Jr.	Kansas City, Kan. (Highland CC)
16	Dalton Jackson	K/P	51	Dalton Dawson	LB	6-2	215	Fr.	Edmond, Okla. (Deer Creek HS)
84	Jordan Jackson	WR	52	Jermaine Gardner	LB	6-1	215	Fr.	Dallas, Texas (Terrell HS)
92	Rashad Jackson	DL	53	Garrett Kilpatrick	DB	6-1	185	Fr.	Yukon, Okla. (Mustang HS)
62	Jonathan Jensen	OL	54	Austin Loomis	LB	6-1	240	Sr.	Edmond, Okla. (Deer Creek HS)
86	Beau Jinkens	WR	55	Karber Miller	LB	6-2	220	Fr.	Bethany, Okla. (Bethany HS)
97	Dejai Johnson	DL	56	Justin Bigelow	OL	6-0	275	Jr.	Denison, Texas (Denison HS)
96	Dustin Johnson	DL	57	Paul Moore	K	5-10	185	Fr.	Christoval, Texas (Christoval HS)
32	Tony Johnson	DB	58	Reggie Mayes, Jr.	DL	6-1	240	R-Fr.	Tulsa, Okla. (Washington HS)
40	Riley Julian	DL	59	Colten Buie	DL	6-3	275	So.	San Angelo, Texas (Christoval HS)
			60	Brock Mason	OL	6-1	270	Fr.	Tuttle, Okla. (Tuttle HS)
			61	Charles Mosley	LB	6-1	215	Fr.	Chickasha, Okla. (Chickasha HS)
			62	Jonathan Jensen	OL	6-2	300	Jr.	Hutchinson, Kan. (Garden City CC)
			63	Devin Stentz	DL	6-2	225	Fr.	Lipan, Texas (Brock HS)
			64	Bo Granger	DL	6-0	250	Fr.	Anadarko, Okla. (Anadarko HS)
			65	Onosai Pule	OL	6-3	285	Jr.	Pago Pago, American Samoa (Wentworth Military)

2017 GAME NOTES • SOUTHERN NAZARENE (4-5, 4-5 GAC) AT SWOSU (2-7, 2-7 GAC)

#	Name	Pos.	Ht.	Wt.	Yr.	Hometown (Previous School)
66	Wyatt Whitmarsh	OL	6-6	265	R-Fr.	Oklahoma City, Okla. (Lindenwood)
67	Brycen Lowe	OL	6-4	285	Fr.	Muldrow, Okla. (Muldrow HS)
68	Elijah Britton	OL	6-5	330	So.	Keller, Texas (Keller Central HS)
69	Ace McMahan	OL	6-1	275	Jr.	Ringling, Okla. (Ringling HS)
70	Trey Rodgers	OL	6-4	270	Fr.	Spiro, Okla. (Spiro HS)
71	Chandler Pavlik	OL	6-7	320	R-Fr.	Fort Worth, Texas (Chisholm Trail HS)
72	Blake Furman	OL	6-2	275	Fr.	San Angelo, Texas (San Angelo Central HS)
73	Kevin Blessing	OL	6-2	310	Sr.	Flower Mound, Texas (Marcus HS)
74	Garrett Luke	OL	6-3	285	Sr.	Willis, Texas (Willis HS)
75	Seth Lawrence	OL	6-4	270	Fr.	Madill, Okla. (Madill HS)
76	Brandon Roe	OL	6-3	285	Jr.	Choctaw, Okla. (Choctaw HS)
77	Tristyn Close	OL	6-7	385	So.	Stroud, Okla. (Stroud HS)
78	Robert Ricks	OL	6-3	290	Jr.	San Jose, Calif. (West Hills College)
79	Parrish Grant	OL	6-3	320	Sr.	Stockton, Calif. (San Joaquin Delta College)
80	Jordan Rolin	WR	6-2	175	R-Fr.	Purcell, Okla. (Purcell HS)
81	Jordan Bryant	WR	6-2	200	R-Fr.	Crandall, Texas (Crandall HS)
82	Kellan Smith	WR	6-1	190	R-Fr.	Hobart, Okla. (Hobart HS)
83	Eddie Thomas IV	WR	5-10	195	Jr.	North Richland Hills, Texas (Panhandle State)
84	Jordan Jackson	WR	6-4	205	Jr.	Oakland, Calif. (Santa Rosa JC)
85	Kameron Bradley	TE	6-4	240	Jr.	Chico, Calif. (Butte College)
86	Beau Jinkens	WR	6-0	175	R-Fr.	Kingfisher, Okla. (Panhandle State)
87	Alex Ramirez	TE	6-2	220	So.	Fort Worth, Texas (Brewer HS)
88	Saivion McCauley	WR	6-1	200	R-Fr.	Dallas, Texas (Hillcrest HS)
89	Corey Ganz	TE	6-6	245	So.	Enid, Okla. (Enid HS)
90	Jonathan Harris	DL	6-0	275	R-Fr.	Tulsa, Okla. (Washington HS)
91	Anthony Escobar	DL	6-1	255	Fr.	Arlington, Texas (Mansfield Summit HS)
92	Rashad Jackson	DL	6-5	260	Sr.	Titusville, Fla. (Fort Scott CC)
93	Jakeldon Babers	DL	6-1	220	Sr.	Frisco, Texas (Frisco Heritage HS)
94	Bailey McKay	DL	6-0	245	Jr.	Claremore, Okla. (Sequoyah HS)
95	Austin Brown	DL	6-1	230	Fr.	Mustang, Okla. (Mustang HS)
96	Dustin Johnson	DL	6-3	235	Sr.	Taylor, Texas (Taylor HS)
97	Dejai Johnson	DL	5-11	260	Jr.	Midwest City, Okla. (Midwest City HS)
98	Jarvis Graham	DL	6-4	305	So.	North Lauderdale, Fla. (Northwestern Okla.)
99	Tyler Follis	DL	6-3	305	Sr.	Edmond, Okla. (Deer Creek HS)
	Tate Beuthien	OL	6-4	300	So.	Era, Texas (Era HS)
	Hunter Bigelow	LB	6-1	200	Fr.	Denison, Texas (Denison HS)
	Joel Blumenthal	QB	6-1	200	Sr.	Edmond, Okla. (Northwestern State)
	Greydon Buhlig	TE	6-5	230	Fr.	Elgin, Okla. (Elgin HS)
	Courtland Clark	DB	5-8	170	Fr.	Arlington, Texas (Seguin HS)
	Jordan Finn	OL	6-2	260	Fr.	Moore, Okla. (Westmoore HS)
	Quinton Gale	DB	5-11	175	Jr.	Arlington, Texas (Seguin HS)
	Jason Hessler	DL	6-5	320	Fr.	Galveston, Texas (Ball HS)
	Kevin Ixpanel	OL	6-2	225	Fr.	Haltom City, Texas (Haltom City HS)
	Nikolas Lee	WR	6-2	195	Fr.	Detroit, Mich. (Loyola HS)
	Jermaine Mask	RB	5-9	180	Fr.	Dallas, Texas (Bishop Lynch HS)
	Chamberlen Parker	DL	6-4	220	Fr.	Arlington, Texas (Mansfield Timberview HS)
	Micah Phillips	DB	6-0	180	Fr.	Dallas, Texas (Kimball HS)
	Da'Sean Randle	DL	6-3	285	Fr.	Clinton, Okla. (Putnam City North HS)
	Ethan Savoy	DB	6-0	200	Jr.	Douglass, Kan. (Fort Scott CC)
	Relijah Sherman	LB	5-11	190	Fr.	Midwest City, Okla. (Carl Albert HS)

No	Name	Pos.
3	BJ Kellogg	DB
53	Garrett Kilpatrick	DB
75	Seth Lawrence	OL
	Nikolas Lee	WR
54	Austin Loomis	LB
67	Brycen Lowe	OL
74	Garrett Luke	OL
41	Tyreik Lusk	DL
36	Darrien Mack	DB
11	Tyler Marr	QB
	Jermaine Mask	RB
60	Brock Mason	OL
58	Reggie Mayes, Jr.	DL
88	Saivion McCauley	WR
94	Bailey McKay	DL
69	Ace McMahan	OL
23	Terry McMillon	DB
46	Johnson Miller	LB
55	Karber Miller	LB
57	Paul Moore	K
47	Zach Moore	LS
61	Charles Mosley	LB
8	JR Omigie	WR
	Chamberlen Parker	DL
71	Chandler Pavlik	OL
10	Jaytron Phillips	LB
	Micah Phillips	DB
17	Dylan Power	TE
65	Onosai Pule	OL
87	Alex Ramirez	TE
48	Stone Ramsey	TE
	Da'Sean Randle	DL
5	Jared Rayburn	WR
29	Darion Richards	DB
78	Robert Ricks	OL
70	Trey Rodgers	OL
76	Brandon Roe	OL
80	Jordan Rolin	WR
	Ethan Savoy	DB
28	Diondre Scott	DB
	Relijah Sherman	LB
26	Skye Singleton	DB
82	Kellan Smith	WR
63	Devin Stentz	DL
30	Braden Sweet	DB
83	Eddie Thomas IV	WR
20	Nick Ward	DB
45	Pierce Warn	LS
1	Colin Watford	QB
39	Gerald White	DB
66	Wyatt Whitmarsh	OL
21	Clay Wilkerson	LB
42	Cory Wilkerson	LB
4	Adrian Williams	WR
18	Sheldon Wilson	RB
12	Wilbur Young	DB

PRONUNCIATION GUIDE

No.	Name	Pronunciation	No.	Name	Pronunciation
78	Tate BEUTHIEN	bee-OOTH-ee-un	41	TYRIEK Lusk	tie-REEK
59	Colten BUIE	BOO-E		SAIVION McCauley	SIE-vee-on
1	Joel BLUMENTHAL	BLUE-men-thall	8	JR OMIGIE	oh-ME-gee
7	KARLTRELL Henderson	car-TRELL	65	ONOSAI PULE	oh-no-SIGH POO-lay
97	DEJAI Johnson	DEE-Jay	2	Ethan SAVOY	suh-VOY

2017 GAME NOTES • SOUTHERN NAZARENE (4-5, 4-5 GAC) AT SWOSU (2-7, 2-7 GAC)

SOUTHERN NAZARENE DEPTH CHART

OFFENSE

QB	12	Jacob Spady	6-5	195	Jr.	Hinton, Okla.
	4	Jackson Hopking	6-0	195	Jr.	Wheatland, Calif.
RB	30	Daniel Ramos III	5-8	200	Jr.	Arlington, Texas
	2	Nate Walker	5-7	160	So.	Hitchcock, Texas
TE	80	Devan Brady	6-3	225	So.	Waxahachie, Texas
	88	C.J. White	6-3	235	Sr.	Gulfport, Miss.
WR	15	Reese Carlson	6-4	210	Jr.	Gig Harbor, Wash.
	6	Trey Hills	6-1	175	So.	Zachary, La.
WR	2	Nate Walker	5-7	160	So.	Hitchcock, Texas
	35	Steven Gordon	5-7	150	Fr.	Oklahoma City, Okla.
SE	11	Reid Roelofs	6-5	180	So.	University Place, Wash.
	85	Jacoby Hicks	6-3	188	Jr.	Tulsa, Okla.
LT	70	Ivan Maysonet	5-10	270	Sr.	Saginaw, Texas
	68	Gennard Johnson	6-0	353	Sr.	Waxahachie, Texas
LG	62	Will House	6-2	284	Sr.	Cleburne, Texas
	68	Gennard Johnson	6-0	353	Sr.	Waxahachie, Texas
C	54	Hunter Jones	5-9	260	Jr.	Davis, Okla.
	71	Will Bates	6-0	280	Fr.	Locust Grove, Okla.
RG	71	Will Bates	6-0	280	Fr.	Locust Grove, Okla.
	65	Jordan Harding	6-1	310	Fr.	Cleburne, Texas
RT	76	Blake Kalman	6-5	285	Jr.	Edmond, Okla.
	65	Jordan Harding	6-1	310	Fr.	Cleburne, Texas

DEFENSE

DE	45	Zack Loyd	6-2	200	Jr.	Bartlesville, Okla.
	93	Anthony Bryant	6-3	180	Sr.	Oklahoma City, Okla.
NG	60	Marin Biletic	5-11	264	Sr.	Killeen, Texas
	63	Dristin McCubbins	6-1	230	So.	Monrovia, Ind.
DE	36	Stephen Price	5-9	190	Sr.	Duncan, Okla.
	56	Coalton Knox	6-1	200	Sr.	Wewoka, Okla.
OLB	5	Breyon Jackson	5-10	185	Jr.	Copperas Cove, Texas
	22	Daniel Flynn	5-10	178	Jr.	Crowley, Texas
ILB	44	Trystan Slinker	5-11	205	So.	Cache, Okla.
	34	Jake Hanson	6-2	218	Fr.	Elk River, Minn.
ILB	23	Myles Roll	5-11	225	Jr.	Cypress, Texas
	46	Dylan Meador	5-10	200	Fr.	Piedmont, Okla.
OLB	19	Angel Hernandez	6-0	200	Fr.	Huntington Beach, Calif.
	22	Daniel Flynn	5-10	178	Jr.	Crowley, Texas
CB	9	Derrick Carmouche	5-11	142	Sr.	Houston, Texas
	20	Jakel Davis	5-7	145	Fr.	Rowlett, Texas
S	31	Anthony Stephens	5-10	156	So.	Harker Heights, Texas
	21	Doryan Harris	5-9	150	So.	Mansfield, Texas
S	1	Josh Jordan	5-8	155	So.	Mansfield, Texas
	14	Gustavo Sanchez	5-9	141	Fr.	Oklahoma City, Okla.
CB	21	Doryan Harris	5-9	150	So.	Mansfield, Texas
	20	Jakel Davis	5-7	145	Fr.	Rowlett, Texas

SPECIAL TEAMS

K/P	10	Carlos Anguiano	5-8	160	Jr.	Ashdown, Ark.
	90	Ryan Reid	6-6	240	Fr.	Henderson, Texas
LS	41	Josh Lessner	5-10	205	So.	Burleson, Texas
	80	Devan Brady	6-3	225	So.	Waxahachie, Texas
KR	20	Jakel Davis	5-7	145	Fr.	Rowlett, Texas
	35	Steven Gordon	5-7	150	Fr.	Oklahoma City, Okla.
	21	Doryan Harris	5-9	150	So.	Mansfield, Texas
PR	21	Doryan Harris	5-9	150	So.	Mansfield, Texas
	2	Nate Walker	5-7	160	So.	Hitchcock, Texas

SWOSU DEPTH CHART

OFFENSE

WR	8	J.R. Omigie	6-2	175	Jr.	Arlington, Texas
	84	Jordan Jackson	6-4	205	Jr.	Oakland, Calif.
WR	4	Adrian Williams	5-7	150	Fr.	Port Arthur, Texas
	5	Jared Rayburn	5-10	180	R-Jr.	Edmond, Okla.
LT	74	Garrett Luke	6-3	285	Sr.	Willis, Texas
	71	Chandler Pavlik	6-7	320	R-Fr.	Fort Worth, Texas
LG	69	Ace McMahan	6-1	275	Jr.	Ringling, Okla.
	79	Parrish Grant	6-3	320	Sr.	Stockton, Calif.
C	56	Justin Bigelow	6-0	275	Jr.	Denison, Texas
	69	Ace McMahan	6-1	275	Jr.	Ringling, Okla.
RG	73	Kevin Blessing	6-2	310	Sr.	Flower Mound, Texas
	77	Tristyn Close	6-7	385	So.	Stroud, Okla.
RT	76	Brandon Roe	6-3	285	Jr.	Choctaw, Okla.
	68	Elijah Britton	6-5	335	So.	Keller, Texas
TE	17	Dylan Power	6-5	225	Sr.	North Las Vegas, Nev.
	89	Corey Ganz	6-6	245	So.	Enid, Okla.
RB	7	Karltrrell Henderson	5-11	205	Jr.	Moore, Okla.
	24	Kedron Banks	5-9	180	R-Jr.	Richardson, Texas
QB	6	Casey Freeman	6-2	185	R-So.	Newcastle, Okla.
	11	Tyler Marr	6-3	195	So.	Beggs, Okla.
WR	13	Marcellous Dowell	6-3	190	So.	Cache, Okla.
	83	Eddie Thomas	5-10	195	Jr.	N. Richland Hills, Texas

DEFENSE

DE	41	Tyriek Lusk	6-2	235	So.	Arlington, Texas
	96	Dustin Johnson	6-3	235	Sr.	Taylor, Texas
DT	59	Colten Buie	6-3	275	So.	San Angelo, Texas
	98	Jarvis Graham	6-4	260	So.	North Lauderdale, Fla.
NG	97	Dejai Johnson	5-11	260	Jr.	Midwest City, Okla.
	99	Tyler Follis	6-2	320	Sr.	Edmond, Okla.
DE	49	TJ Harris	6-2	225	Jr.	Midfield, Ala.
	94	Bailey McKay	6-0	245	Jr.	Claremore, Okla.
LB	21	Clay Wilkerson	6-0	215	Jr.	Rockwall, Texas
	35	Dominic Blue	6-1	210	Jr.	Roland, Okla.
LB	54	Austin Loomis	6-1	240	Sr.	Edmond, Okla.
	44	Malcolm Davis	6-3	215	So.	Fort Worth, Texas
DAWG	30	Braden Sweet	5-10	195	So.	Perry, Okla.
	10	Jaytron Phillips	6-0	200	So.	Fort Worth, Texas
CB	3	BJ Kellogg	5-10	190	Sr.	North Minneapolis, Minn.
	32	Tony Johnson	5-10	170	Fr.	Arlington, Texas
FS	23	Terry McMillon	6-2	195	Jr.	Daytona, Fla.
	37	Jaylen Ellis	5-11	170	Fr.	Dallas, Texas
SS	39	Gerald White	5-8	165	So.	Tipton, Okla.
	20	Nick Ward	6-2	210	Sr.	Moore, Okla.
CB	14	Antoine Albert	6-1	180	Sr.	Oakland, Calif.
	25	Jelani Heath	5-11	165	So.	Carrollton, Texas

SPECIAL TEAMS

K	16	Dalton Jackson	5-11	165	Sr.	Willis, Texas
	38	Trent Dennis	5-7	160	Fr.	Muskogee, Okla.
P	16	Dalton Jackson	5-11	165	Sr.	Willis, Texas
	38	Trent Dennis	5-7	160	Fr.	Muskogee, Okla.
LS	47	Zach Moore	6-0	220	Jr.	Kingfisher, Okla.
H	11	Tyler Marr	6-3	195	So.	Beggs, Okla.
KR	8	JR Omigie	6-2	175	Jr.	Arlington, Texas
	5	Jared Rayburn	5-10	180	R-Jr.	Edmond, Okla.
PR	83	Eddie Thomas	5-10	195	Jr.	N. Richland Hills, Texas
	5	Jared Rayburn	5-10	180	R-Jr.	Edmond, Okla.

The Last Time it Happened for SWOSU

400+ Passing Yards

Marc Evans (414) - Oct. 8, 2016 at East Central

300-399 Passing Yards

Casey Freeman (314) - Sept. 30, 2017 vs. East Central

40+ Pass Attempts

Casey Freeman (41) - Sept. 23, 2017 vs. Henderson State

4+ TD passes

Marc Evans (4) - Nov. 12, 2016 vs. Northwestern Okla.

30+ Completions

Marc Evans (30) - Dec. 5, 2015 vs. Central Okla.

200+ Rushing Yards

Aaron Wilson (289) - Nov. 3, 2012 vs. Arkansas-Monticello

150-199 Rushing Yards

Karltrill Henderson (180) - Oct. 28, 2017 at Oklahoma Baptist

100-149 Rushing Yards

Kedron Banks (106) - Oct. 21, 2017 at Harding

20+ Rushing Attempts

Karltrill Henderson (20) - Sept. 9, 2017 vs. Ouachita

3+ Rushing TDs

Karltrill Henderson (4) - Oct. 15, 2016 at Southern Nazarene

Rush of 50+ Yards

Karltrill Henderson (54) - Oct. 14, 2017 vs. Arkansas Tech

200+ Receiving Yards

Danny Howard (248) - Oct. 29, 2005 at Northeastern State

150-199 Receiving Yards

Ryan Corbin (164) - Oct. 18, 2013 at Southeastern Okla.

100-149 Receiving Yards

D.J. Jones (102) - Nov. 12, 2016 vs. Northwestern Okla.

10+ Receptions

Ryan Corbin (11) - Nov. 9, 2013 at Tarleton State

3+ Receiving Touchdowns

Ryan Corbin (3) - Oct. 18, 2013 at Southeastern Okla.

50+ Yard Reception

Jordan Jackson from Casey Freeman (55) - Sept. 23, 2017 vs. East Central

3 Interceptions

Terrance Franklin - Sept. 15, 2012 vs. East Central

2 Interceptions

Kevin Joseph - Sept. 1, 2016 vs. Southern Arkansas

Interception Returned for Touchdown

Conner Bays (41 yards) - Oct. 24, 2015 at Oklahoma Baptist

Fumble Returned for Touchdown

Brandon Wicks (43 yards) - Sept. 15, 2007 vs. Panhandle State

Greg Franklin (25 yards) - Sept 15, 2007 vs. Panhandle State

Safety Forced

Team (Blocked Punt by Tanner Thompson) - Sept. 5, 2015 at Southern Arkansas

20+ Tackles

Mark Patterson (22) - Sept. 9, 1997 at Eastern New Mexico

15-19 Tackles

Conner Bays (16) - Sept. 24, 2016 vs. Henderson State

10-14 Tackles

Austin Loomis (10) - Oct. 7, 2017 at Southeastern Okla.

3+ Sacks

TJ Harris (3.0) - Nov. 12, 2016 vs. Northwestern Okla.

5+ Tackles for Loss

Devin Benton (5.0) - Sept. 13, 2014 vs Arkansas Tech

Kick Return for Touchdown

Jared Rayburn (99 yards) - Sept. 30, 2017 vs. East Central

Punt Return for Touchdown

D.J. Jones (69 yards) - Oct. 24, 2015 at Oklahoma Baptist

Field Goal Blocked

Dominic Blue - Sept. 2, 2017 at Arkansas-Monticello

Punt Blocked

Dustin Johnson - Sept. 1, 2016 vs. Southern Arkansas

40+ Yard Field Goal

Colton Rainey (44) - Oct. 20, 2012 at Southeastern Oklahoma State

50+ Yard Field Goal

Scott Poole (53) - Oct. 18, 2003 at Southern Nazarene

3+ FGs in a Game


Colton Rainey (3) - Oct. 13, 2012 vs. Arkansas Tech

50+ Yard Punt

Dalton Jackson (56) - Oct. 14, 2017 vs. Arkansas Tech

Last Time vs Southern Nazarene

Game 7: Oct. 15, 2016, Bethany, Okla. (SNU Football Stadium, 2,155)

	SWOSU	35
	SOUTHERN NAZARENE	7

Score by Quarters	1	2	3	4	Score
Southwestern Okla.	7	14	7	7	35
Southern Nazarene	7	0	7	0	14

Team	Qtr	Time	Scoring play (Conversion)	SWOSU-SNU
SWOSU	1st	10:02	Henderson 1 yd run (Peterson kick)	7-0
SNU	1st	08:02	Olds 60 yd pass from Spady (Anguiano kick)	7-7
SWOSU	2nd	08:33	Henderson 7 yd run (Peterson kick)	14-7
SWOSU	2nd	00:08	Jones 20 yd pass from Evans (Peterson kick)	21-7
SNU	3rd	10:16	Harris 64 yd INT return (Anguiano kick)	21-14
SWOSU	3rd	05:58	Henderson 11 yd run (Peterson kick)	28-14
SWOSU	4th	06:37	Henderson 2 yd run (Peterson kick)	35-14

	SWOSU	SNU
FIRST DOWNS	22	12
NET YARDS RUSHING	196	180
NET YARDS PASSING	203	75
TOTAL OFFENSE YARDS	399	255
Fumbles: Number-Lost	0-0	1-1
Penalties: Number-Yards	8-110	10-74
PUNTS-YARDS	3-151	4-155
KICKOFFS-YARDS	7-374	2-70
Punt returns: Number-Yards-TD	2-17-0	1-4-0
Kickoff returns: Number-Yds-TD	1-26-0	3-33-0
Interceptions: Number-Yds-TD	0-0-0	2-77-1
Fumble Returns: Number-Yds-TD	1-14-0	0-0-0
Miscellaneous Yards	0	0
Possession Time	26:21	33:39
Third-Down Conversions	4 of 11	1 of 13
Fourth-Down Conversions	1 of 3	2 of 7
Red-Zone Scores-Chances	5-6	0-0
Sacks By: Number-Yards	0-0	0-0
PAT Kicks	5-5	2-2
Field Goals	0-0	0-0
Points off turnovers	0	7

Rushing (No-Yds-TD)

SWOSU: Karltrill Henderson, 19-117-4; Kenneth Martey, 13-51-0; Kwame Tate, 3-16-0

Southern Nazarene: Terence Olds, 13-81-0; Jacob Spady, 16-57-0; Alec Laffoon, 10-23-0

Passing (Comp-Att-Int, Yds-TD)

SWOSU: Marc Evans, 18-31-1, 192-1; Tyler Marr, 1-2-1, 11-1

Southern Nazarene: Jacob Spady, 2-10-0, 67-1; Alec Laffoon, 2-3-0, 8-0

Receiving (Rec-Yds-TD)

SWOSU: D.J. Jones, 5-63-1; JR Omigie, 5-56-0; Hunter Dinkines, 3-23-0; Derrick Styles, 2-16-0

Southern Nazarene: Terence Olds, 3-68-1; Reese Carlson, 1-7-0

Defense (Solo-Assist-Total)

SWOSU: Colton Wright, 7-2-9; Clay Wilkerson, 5-2-7; Conner Bays, 6-0-6; Clinton Horn, 4-2-6; Deric Robertson, 4-2-6; Gentry Rogers, 2-4-6

Southern Nazarene: Noah Wells, 6-2-8; Breylon Jackson 2-5-7; Josh Jordan, 3-3-6; Damion Willis, 4-1-5; D. Carmouche, 4-1-5

2017 SWOSU Football Southwestern Okla. Combined Team Statistics (as of Oct 29, 2017) All games

Date	Opponent	Score	Att.	Record:	Overall	Home	Away	Neutral
* Sep 02, 201	at Ark.-Monticello	W 20-19	3175	All games	2-7	1-3	1-4	0-0
* Sep 09, 201	OUACHITA BAPTIST	L 10-38	4214	Conference	2-7	1-3	1-4	0-0
* Sep 16, 201	at Southern Arkansas	L 14-38	4143	Non-Conference	0-0	0-0	0-0	0-0
* Sep 23, 201	HENDERSON STATE	L 14-37	2119					
* Sep 30, 201	EAST CENTRAL	W 48-37	4163					
* Oct 07, 201	at #23 Southeastern Okla.	L 24-31	3827					
* Oct 14, 201	ARKANSAS TECH	L 21-38	2113					
* Oct 21, 201	at Harding	L 0-42	5100					
* Oct 28, 201	at Okla. Baptist	L 24-28	2658					

Rushing	g	att	gain	loss	net	avg	td	lg	avg/g
K. Henderson	9	124	636	26	610	4.9	6	54	67.8
Cedric Cooper	5	51	238	7	231	4.5	3	24	46.2
Kedron Banks	3	21	150	6	144	6.9	0	31	48.0
Sheldon Wilson	5	24	98	3	95	4.0	1	18	19.0
Casey Freeman	9	63	209	150	59	0.9	1	22	6.6
Joel Blumenthal	3	17	72	45	27	1.6	0	23	9.0
Garrett Luke	9	1	15	0	15	15.0	0	15	1.7
Jared Rayburn	8	5	13	3	10	2.0	0	8	1.2
Adrian Williams	3	1	9	0	9	9.0	0	9	3.0
Kendall Burt	1	4	6	2	4	1.0	0	6	4.0
Kevin Blessing	8	0	2	0	2	0.0	0	0	0.2
Total	9	323	1453	299	1154	3.6	11	54	128.2
Opponents	9	340	1808	179	1629	4.8	24	83	181.0

Passing	g	effic	comp	att	int	pct	yds	td	lg	avg/g
Casey Freeman	9	105.64	150	287	10	52.3	1669	10	55	185.4
Tyler Marr	8	94.40	7	16	1	43.8	81	1	22	10.1
Joel Blumenthal	3	154.12	8	13	0	61.5	104	1	26	34.7
TEAM	5	0.00	0	1	0	0.0	0	0	0	0.0
Total	9	106.73	165	317	11	52.1	1854	12	55	206.0
Opponents	9	125.99	152	258	9	58.9	1803	12	63	200.3

Receiving	g	no.	yds	avg	td	lg	avg/g
Jared Rayburn	8	34	291	8.6	3	28	36.4
JR Omigie	9	25	405	16.2	2	38	45.0
Dylan Power	9	18	192	10.7	0	33	21.3
Zach Hill	8	15	121	8.1	1	30	15.1
M. Dowell	9	13	136	10.5	0	25	15.1
K. Henderson	9	12	69	5.8	0	26	7.7
Jordan Jackson	9	11	217	19.7	4	55	24.1
Cedric Cooper	5	11	93	8.5	1	29	18.6
Dillon Bauer	3	8	93	11.6	0	45	31.0
E. Thomas IV	7	7	59	8.4	1	22	8.4
Kellan Smith	7	4	54	13.5	0	33	7.7
Adrian Williams	3	4	49	12.2	0	40	16.3
Sheldon Wilson	5	2	58	29.0	0	32	11.6
Kedron Banks	3	1	17	17.0	0	17	5.7
Total	9	165	1854	11.2	12	55	206.0
Opponents	9	152	1803	11.9	12	63	200.3

Field Goals	fg	pct.	01-19	20-29	30-39	40-49	50-99	lg	blk
Trent Dennis	2-3	66.7	0-0	2-2	0-1	0-0	0-0	26	0
Dalton Jackson	1-1	100.	0-0	1-1	0-0	0-0	0-0	22	0

Scoring	td	fg	kick	rush	rcv	pass	dxp	saf	pts
K. Henderson	6	-	-	-	-	-	-	-	36
Jared Rayburn	4	-	-	-	-	-	-	-	24
Jordan Jackson	4	-	-	-	-	-	-	-	24
Cedric Cooper	4	-	-	-	-	-	-	-	24
Trent Dennis	-	2-3	16-17	-	-	-	-	-	22
JR Omigie	2	-	-	-	-	-	-	-	12
Dalton Jackson	-	1-1	4-4	-	-	-	-	-	7
Casey Freeman	1	-	-	-	-	1-2	-	-	6
E. Thomas IV	1	-	-	-	-	-	-	-	6
Sheldon Wilson	1	-	-	-	-	0-1	-	-	6

Team Statistics	SWOSU	OPP
FIRST DOWNS	169	169
Rushing	60	82
Passing	85	75
Penalty	24	12
RUSHING YARDAGE	1154	1629
Rushing Attempts	323	340
Average Per Rush	3.6	4.8
Average Per Game	128.2	181.0
TDs Rushing	11	24
PASSING YARDAGE	1854	1803
Comp-Att-Int	165-317-11	152-258-9
Average Per Pass	5.8	7.0
Average Per Catch	11.2	11.9
Average Per Game	206.0	200.3
TDs Passing	12	12
TOTAL OFFENSE	3008	3432
Average Per Play	4.7	5.7
Average Per Game	334.2	381.3
KICK RETURNS: #-Yards	37-838	31-514
PUNT RETURNS: #-Yards	9-15	13-129
INT RETURNS: #-Yards	9-13	11-267
FUMBLES-LOST	10-7	12-9
PENALTIES-Yards	53-500	69-766
PUNTS-AVG	47-33.4	40-39.8
TIME OF POSSESSION/G	29:38	30:21
3RD-DOWN Conversions	44/133	52/122
4TH-DOWN Conversions	8/31	8/11

Interceptions	no.	yds	avg	td	lg
Austin Loomis	2	4	2.0	0	4
Terry McMillon	1	0	0.0	0	0
Dominic Blue	1	0	0.0	0	0
Braden Sweet	1	0	0.0	0	0
Gerald White	1	0	0.0	0	0
Colten Buie	1	1	1.0	0	1
Wilbur Young	1	8	8.0	0	8
BJ Kellogg	1	0	0.0	0	0

Punting	no.	yds	avg	lg	tb	fc	i20	50+	blk
Dalton Jackson	39	135	34.7	56	4	6	9	2	1
Casey Freeman	5	159	31.8	39	0	0	0	0	0
Tyler Marr	2	59	29.5	41	0	0	0	0	0
TEAM	1	0	0.0	0	0	0	0	0	0

Punt Returns	no.	yds	avg	td	lg
Cedric Cooper	4	14	3.5	0	14
E. Thomas IV	4	1	0.2	0	2
Adrian Williams	1	0	0.0	0	0
Total	9	15	1.7	0	14
Opponents	13	129	9.9	1	25

Kick Returns	no.	yds	avg	td	lg
Jared Rayburn	18	510	28.3	1	99
Cedric Cooper	5	79	15.8	0	24
JR Omigie	4	110	27.5	0	58
Sheldon Wilson	4	66	16.5	0	19
Adrian Williams	3	59	19.7	0	23
Malcolm Davis	2	5	2.5	0	4
Dalton Cooper	1	9	9.0	0	9
Total	37	838	22.6	1	99
Opponents	31	514	16.6	0	78

2017 SWOSU Football
Southwestern Okla. Overall Defensive Statistics (as of Oct 29, 2017)
All games

#	Defensive Leaders	gp	Tackles				Sacks	Pass defense			Fumbles		blkd	
			ua	a	tot	tfl/yds		int-yds	brup	qbh	rcv-yds	ff	kick	saf
54	Austin Loomis	9	33	29	62	3.5-8	.	2-4	2	1
35	Dominic Blue	9	22	26	48	8.0-19	1.0-5	1-0	4	1	.	.	2	.
14	Antoine Albert	8	27	18	45	1.5-5	.	.	10	.	1-0	1	.	.
49	TJ Harris	8	17	25	42	4.5-18	1.0-8	.	2
39	Gerald White	9	24	16	40	3.5-10	1.0-4	1-0	2	.	1-0	.	.	.
59	Colten Buie	9	13	20	33	3.0-16	2.0-14	1-1	.	.	1-0	1	.	.
30	Braden Sweet	9	17	10	27	4.0-27	2.0-21	1-0	.	1	.	1	.	.
97	Dejai Johnson	6	6	18	24	0.5-1	.	.	1	2
44	Malcolm Davis	9	10	13	23	0.5-1	1-0	1	.	.
3	BJ Kellogg	5	15	7	22	.	.	1-0	3	.	1-0	1	.	.
21	Clay Wilkerson	9	11	11	22	1.5-1
94	Bailey McKay	8	8	12	20	3.5-5	1.0-2	.	.	1	1-0	.	.	.
26	Skye Singleton	8	14	6	20
20	Nick Ward	4	4	14	18	1.0-0	.	.	1	.	1-0	.	.	.
41	Tyreik Lusk	9	11	6	17	3.5-6	.	.	1	1
99	Tyler Follis	7	7	7	14	1.5-3	.	.	.	1	1-0	.	.	.
10	J. Phillips	9	7	6	13	1.0-5	.	.	2	.	.	1	.	.
37	Jaylen Ellis	5	9	3	12	1	.	.
96	Dustin Johnson	5	7	4	11	1.5-3	.	.	1	2
23	Terry McMillon	8	7	4	11	.	.	1-0	.	.	.	1	.	.
90	Jonathan Harris	8	2	7	9	0.5-0
12	Wilbur Young	5	7	2	9	.	.	1-8	1
46	Johnson Miller	7	7	1	8	1-0	.	.	.
25	Jelani Heath	6	5	2	7	.	.	.	1
92	Rashad Jackson	5	4	2	6	1.0-4
29	Darion Richards	2	3	2	5	.	.	.	2
32	Tony Johnson	4	4	.	4	.	.	.	1
43	Dalton Cooper	8	2	2	4
98	Jarvis Graham	6	1	3	4	1.0-1
8	JR Omigie	9	3	.	3
15	Zach Hill	8	.	3	3
2X	Shecari Johnson	2	2	1	3
82	Kellan Smith	7	1	1	2
34	Wallace Payton	2	.	2	2
47	Zach Moore	8	1	1	2
5	Jared Rayburn	8	1	1	2
17	Dylan Power	9	.	1	1
9	Cedric Cooper	5	1	.	1
58	R. Mayes Jr	1	1	.	1
69	Ace McMahan	9	.	1	1
73	Kevin Blessing	8	1	.	1
16	Dalton Jackson	8	1	.	1
4B	Dillon Bauer	3	1	.	1
13	M. Dowell	9	.	1	1
Total		9	317	288	605	45-133	8-54	9-13	34	10	9-0	8	2	.
Opponents		9	375	242	617	57-279	29-203	11-267	50	8	7-125	9	1	3

2017 GAME NOTES • SOUTHERN NAZARENE (4-5, 4-5 GAC) AT SWOSU (2-7, 2-7 GAC)

SWOSU SCORING DRIVES

Opponent	Qtr	TD	FG	Player	Scoring Play	Plays	Yds	TOP
Ark.-Monticello	2	X		Jordan Jackson	42-yd pass	5	61	0:50
Ark.-Monticello	3	X		Cedric Cooper	3-yd run	13	80	5:51
Ark.-Monticello	4	X		Zach Hill	22-yd pass	14	80	5:29
Ouachita	1	X		Sheldon Wilson	7-yd run	7	75	3:17
Ouachita	3		X	Trent Dennis	26-yd FG	11	62	4:31
Southern Ark.	1	X		Jared Rayburn	5-yd pass	12	47	5:15
Southern Ark.	4	X		Eddie Thomas IV	22-yd pass	8	70	2:30
Henderson St.	2	X		K. Henderson	6-yd run	6	82	2:31
Henderson St.	2	X		JR Omigie	23-yd pass	7	72	1:13
East Central	1	X		Jared Rayburn	99-yd KOR	-	-	-
East Central	2	X		K. Henderson	7-yd run	14	83	5:57
East Central	3	X		Cedric Cooper	24-yd run	7	72	3:22
East Central	3	X		Jordan Jackson	7-yd pass	6	56	2:42
East Central	4	X		Jared Rayburn	23-yd pass	6	60	2:54
East Central	4	X		Jordan Jackson	55-yd pass	3	69	1:00
East Central	4	X		Cedric Cooper	8-yd run	4	31	1:12
Southeastern	1	X		JR Omigie	38-yd pass	2	61	0:36
Southeastern	1	X		Cedric Cooper	17-yd pass	2	24	0:33
Southeastern	2		X	Trent Dennis	26-yd FG	7	56	0:59
Southeastern	4	X		Jordan Jackson	28-yd pass	4	29	0:59
Arkansas Tech	2	X		K. Henderson	3-yd run	7	75	3:15
Arkansas Tech	3	X		Casey Freeman	6-yd run	5	75	1:43
Arkansas Tech	4	X		K. Henderson	1-yd run	7	65	2:19
Okla. Baptist	2	X		K. Henderson	44-yd run	4	66	1:56
Okla. Baptist	2	X		K. Henderson	7-yd run	8	60	3:35
Okla. Baptist	4		X	Dalton Jackson	22-yd FG	14	57	6:19
Okla. Baptist	4	X		Jared Rayburn	9-yd pass	8	77	3:48

OPPONENT SCORING DRIVES

Opponent	Qtr	TD	FG	Player	Scoring Play	Plays	Yds	TOP
Ark.-Monticello	1		X	Josh Marini	36-yd FG	8	50	3:27
Ark.-Monticello	1	X		Cole Sears	1-yd run	9	59	3:20
Ark.-Monticello	2		X	Josh Marini	22-yd FG	7	44	3:38
Ark.-Monticello	3	X		Trevon Smith	37-yd pass	5	73	3:53
Ouachita	1		X	Cole Antley	25-yd FG	9	31	4:05
Ouachita	2	X		Drew Harris	3-yd run	5	45	1:12
Ouachita	3	X		Drew Harris	1-yd run	3	7	1:10
Ouachita	3	X		Austin Warford	34-yd run	3	71	1:12
Ouachita	4	X		Drew Harris	51-yd run	3	60	5:34
Ouachita	4	X		Brockton Brown	3-yd run	5	19	2:36
Southern Ark.	1	X		K. Purifoy	4-yd run	10	64	4:49
Southern Ark.	2	X		Jared Lancaster	20-yd pass	3	26	0:44
Southern Ark.	2	X		Karonce Higgins	43-yd pass	5	67	2:36
Southern Ark.	2		X	Bradford Grems	25-yd FG	10	37	3:54
Southern Ark.	2	X		Tanner Hudson	9-yd pass	2	34	0:20
Southern Ark.	4	X		Michael Nunnery	2-yd run	8	72	2:32
Henderson St.	1			TEAM	Safety	-	-	-
Henderson St.	1	X		Darion Gray	21-yd pass	8	70	2:59
Henderson St.	2	X		Darion Gray	53-yd pass	3	55	0:50
Henderson St.	2	X		Blake Faulk	1-yd run	10	52	4:27
Henderson St.	4	X		Ben Johnson	2-yd pass	10	58	4:59
Henderson St.	4	X		Sheldon Watson	93-yd INT return	-	-	-
East Central	1		X	Wyatt Austin	24-yd FG	12	53	6:31
East Central	1	X		Tony Garland	25-yd blocked punt	-	-	-
East Central	2	X		Ontario Douglas	1-yd run	10	47	5:37
East Central	3	X		Ontario Douglas	26-yd run	2	61	0:33
East Central	3	X		Ontario Douglas	83-yd run	2	81	0:53
East Central	4	X		Ontario Douglas	25-yd run	4	81	1:24
Southeastern	1	X		Ryan Taylor	10-yd run	8	64	3:27
Southeastern	4		X	Joel Carlos	30-yd FG	14	68	5:13
Southeastern	4	X		Rashod Polk	6-yd run	2	40	0:38
Southeastern	4	X		Codey McElroy	22-yd pass	4	64	0:46
Southeastern	4	X		Drake White	63-yd pass	1	63	0:08
Arkansas Tech	1	X		Braden Stringer	48-yd run	4	64	1:24
Arkansas Tech	2	X		Braden Stringer	11-yd run	14	80	5:25
Arkansas Tech	2	X		Bryan Allen	16-yd run	5	51	1:12
Arkansas Tech	3	X		Jakcob Dean	9-yd pass	9	59	3:28
Arkansas Tech	3	X		Justin Bailey	4-yd run	7	57	2:54
Arkansas Tech	3		X	Eric Perez	31-yd FG	8	42	2:56
Harding	1			TEAM	Safety	-	-	-
Harding	1			TEAM	Safety	-	-	-
Harding	1	X		Dra Smith	96-yd fumble return	-	-	-
Harding	2	X		Tristan Tucker	2-yd run	8	68	4:29
Harding	2	X		Terrence Dingle	4-yd run	2	8	0:12
Harding	3		X	Tristan Parsley	40-yd FG	13	62	6:54
Harding	4	X		Terrence Dingle	2-yd run	10	53	5:51
Harding	4	X		Brandon Brice	99-yd INT return	-	-	-
Okla. Baptist	1	X		E. Adesokan	8-yd pass	9	55	3:37
Okla. Baptist	2	X		Isaiah Mallory	32-yd run	8	70	3:14
Okla. Baptist	3	X		Alex Lewis	25-yd pass	11	85	4:59
Okla. Baptist	4	X		Frankie Edwards	4-yd run	7	40	1:33

Game-By-Game Starters

	WR	LT	LG	C	RG	RT	TE/WR	RB	QB	TE/WR	WR
UAM	Jackson	Luke	Roe	Bigelow	Blessing	Britton	Power	Cooper	Freeman	Hill	Bauer
OUA	Jackson	Luke	Roe	Bigelow	Blessing	Britton	Rayburn	Henderson	Freeman	Dowell	Bauer
SAU	Omigie	Luke	Roe	Bigelow	Blessing	Britton	Power	Henderson	Freeman	Dowell	Bauer
HSU	Omigie	Luke	Roe	Bigelow	McMahan	Britton	Power	Burt	Freeman	Hill	Dowell
ECU	Omigie	Luke	Roe	Bigelow	Blessing	Britton	Power	Henderson	Freeman	Rayburn	Dowell
SOSU	Omigie	Luke	Roe	Bigelow	Blessing	Britton	Power	Cooper	Freeman	Hill	Dowell
ATU	Omigie	Luke	Close	Bigelow	Blessing	Britton	Power	Henderson	Freeman	Jackson	Thomas IV
HU	Omigie	Luke	Close	Bigelow	Blessing	Britton	Power	Henderson	Freeman	Hill	Jackson
OBU	Jackson	Luke	McMahan	Bigelow	Blessing	Roe	Power	Henderson	Freeman	Ganz	Dowell
SNU											
NWOSU											

	DE	NG	DT	DE	DAWG	LB	LB	CB	SS	FS	CB
UAM	Du. Johnson	Follis	De. Johnson	TJ Harris	Phillips	Loomis	Blue	Kellogg	Ward	Singleton	Albert
OUA	Du. Johnson	Follis	De. Johnson	TJ Harris	Phillips	Loomis	Blue	Kellogg	Ward	Singleton	Albert
SAU	Du. Johnson	Follis	Buie	TJ Harris	Sweet	Loomis	Blue	Kellogg	Ward	Singleton	Albert
HSU	Du. Johnson	Follis	Buie	McKay	Sweet	Loomis	Blue	Young	White	McMillon	Albert
ECU	Lusk	Follis	Buie	TJ Harris	Sweet	Loomis	Blue	Young	White	Ellis	Albert
SOSU	McKay	Follis	Buie	TJ Harris	Sweet	Loomis	Blue	Johnson	White	Ellis	Albert
ATU	Lusk	De. Johnson	Buie	TJ Harris	Sweet	Loomis	Cl. Wilkerson	Richards	White	Ellis	Heath
HU	McKay	De. Johnson	Buie	TJ Harris	Sweet	Loomis	Blue	Kellogg	White	Singleton	McMillon
OBU	Lusk	De. Johnson	Buie	TJ Harris	Sweet	Loomis	Cl. Wilkerson	Kellogg	White	McMillon	Albert
SNU											
NWOSU											

Team Game-by-Game

Date	Opponent	[---RUSHING---			[--RECEIVING--]			[-----PASSING-----]			[--KICK RET--]			[--PUNT RET--]			tot					
		No.	Yds	TD	Lg	No.	Yds	TD	Lg	Cmp-Att-Int	Yds	TD	Lg	No	Yds	TD	Lg	No	Yds	TD	Lg	off
Sep 02, 2017	at Ark.-Monticello	40	188	1	35	14	139	2	42	14-28-1	139	2	42	5	86	0	24	0	0	0	0	327
Sep 09, 2017	OUACHITA	46	157	1	35	25	295	0	45	25-41-1	295	0	45	5	94	0	29	1	0	0	0	452
Sep 16, 2017	at Southern Ark	39	110	0	23	17	168	2	26	17-32-1	168	2	26	4	79	0	24	1	0	0	0	278
Sep 23, 2017	HENDERSON ST	30	52	1	12	24	289	1	33	24-42-3	289	1	33	4	76	0	31	1	2	0	2	341
Sep 30, 2017	EAST CENTRAL	41	164	3	24	25	314	3	55	25-36-0	314	3	55	6	202	1	99	2	14	0	14	478
Oct 07, 2017	at Southeastern	24	56	0	23	22	266	3	38	22-45-2	266	3	38	3	85	0	58	0	0	0	0	322
Oct 14, 2017	ARKANSAS TECH	30	113	3	54	13	163	0	40	13-30-0	163	0	40	2	35	0	23	3	-1	0	1	276
Oct 21, 2017	at Harding	29	87	0	31	13	137	0	29	13-37-3	137	0	29	5	121	0	36	1	0	0	0	224
Oct 28, 2017	at Okla. Baptist	44	227	2	44	12	83	1	18	12-26-0	83	1	18	3	60	0	36	0	0	0	0	310
	Totals	323	1154	11	54	165	1854	12	55	165-317-11	1854	12	55	37	838	1	99	9	15	0	14	3008
	Opponent	340	1629	24	83	152	1803	12	63	152-258-9	1803	12	63	31	514	0	78	13	129	1	25	3432

Date	Opponent	[-----TACKLES-----]			[--SACKS--]		[--FUMBLE--]		[--Pass Blkd		[--Kicks--XPTS--]			Run	Rcv	Saf	Pts
		Solo	Ast	Total	TFL-Yds	No-Yds	FF	FR-Yds	Int-Yds	QBH	Brk	Kick	Att-Mad				
Sep 02, 2017	at Ark.-Monticello	35	38	73	8.0-27	2.0-10	2	3-0	0-0	0	9	1	2-2	0	0	0	20
Sep 09, 2017	OUACHITA	28	30	58	1.0-1	0.0-0	1	2-0	0-0	1	0	0	1-1	0	0	0	10
Sep 16, 2017	at Southern Ark.	32	34	66	2.0-4	0.0-0	0	0-0	3-0	0	2	0	2-2	0	0	0	14
Sep 23, 2017	HENDERSON ST	36	22	58	2.0-7	1.0-6	1	0-0	1-0	2	4	0	2-2	0	0	0	14
Sep 30, 2017	EAST CENTRAL	35	20	55	6.0-22	2.0-14	0	1-0	2-8	2	2	1	6-6	0	0	0	48
Oct 07, 2017	at Southeastern	37	36	73	6.0-21	1.0-12	0	0-0	1-4	1	9	0	3-3	0	0	0	24
Oct 14, 2017	ARKANSAS TECH	47	34	81	9.0-29	2.0-12	1	1-0	0-0	4	2	0	2-1	0	1	0	21
Oct 21, 2017	at Harding	38	36	74	2.0-2	0.0-0	3	2-0	0-0	0	2	0	0-0	0	0	0	0
Oct 28, 2017	at Okla. Baptist	29	38	67	9.0-20	0.0-0	0	0-0	2-1	0	4	0	3-3	0	0	0	24
	Totals	317	288	605	45.0-133	8.0-54	8	9-0	9-13	10	34	2	21-20	0	1	0	175
	Opponent	375	242	617	57.0-279	29.0-203	9	7-125	11-267	8	50	1	40-38	0	0	3	308

Opponent Game-by-Game

Date	Opponent	[---RUSHING---			[--RECEIVING--]			[-----PASSING-----]			[--KICK RET--]			[--PUNT RET--]			tot					
		No.	Yds	TD	Lg	No.	Yds	TD	Lg	Cmp-Att-Int	Yds	TD	Lg	No	Yds	TD	Lg	No	Yds	TD	Lg	off
Sep 02, 2017	at Ark.-Monticello	37	166	1	42	16	230	1	37	16-30-0	230	1	37	3	57	0	13	3	13	0	6	396
Sep 09, 2017	OUACHITA	33	232	5	51	13	118	0	28	13-20-0	118	0	28	3	109	0	78	1	14	0	14	350
Sep 16, 2017	at Southern Ark.	37	198	2	27	19	197	3	43	19-30-3	197	3	43	3	36	0	14	0	0	0	0	395
Sep 23, 2017	HENDERSON ST	25	45	1	9	29	301	3	53	29-45-1	301	3	53	3	29	0	15	0	0	0	0	346
Sep 30, 2017	EAST CENTRAL	33	217	4	83	14	202	0	54	14-28-2	202	0	54	6	76	0	29	3	41	1	25	419
Oct 07, 2017	at Southeastern	36	148	2	27	22	299	2	63	22-37-1	299	2	63	3	36	0	20	2	10	0	5	447
Oct 14, 2017	ARKANSAS TECH	49	229	4	48	18	211	1	25	18-31-0	211	1	25	4	86	0	35	3	32	0	24	440
Oct 21, 2017	at Harding	56	272	3	22	1	5	0	5	1-5-0	5	0	5	2	8	0	16	1	19	0	19	277
Oct 28, 2017	at Okla. Baptist	34	122	2	32	20	240	2	30	20-32-2	240	2	30	4	77	0	49	0	0	0	0	362
	Opponent totals	340	1629	24	83	152	1803	12	63	152-258-9	1803	12	63	31	514	0	78	13	129	1	25	3432
	Southwestern Okla.	323	1154	11	54	165	1854	12	55	165-317-11	1854	12	55	37	838	1	99	9	15	0	14	3008

Date	Opponent	[-----TACKLES-----]			[--SACKS--]		[--FUMBLE--]		[--Pass Blkd		[--Kicks--XPTS--]			Run	Rcv	Saf	Pts
		Solo	Ast	Total	TFL-Yds	No-Yds	FF	FR-Yds	Int-Yds	QBH	Brk	Kick	Att-Mad				
Sep 02, 2017	at Ark.-Monticello	45	29	74	4.0-8	1.0-5	0	0-0	1-18	0	7	0	2-1	0	0	0	19
Sep 09, 2017	OUACHITA	57	30	87	9.0-51	6.0-43	0	0-0	1-19	1	3	0	5-5	0	0	0	38
Sep 16, 2017	at Southern Ark.	45	22	67	10.0-62	7.0-55	2	2-25	1-5	4	7	0	5-5	0	0	0	38
Sep 23, 2017	HENDERSON ST	48	14	62	6.0-21	4.0-18	0	0-0	3-94	1	6	0	5-5	0	0	1	37
Sep 30, 2017	EAST CENTRAL	50	29	79	5.0-18	1.0-4	0	0-0	0-0	1	3	1	5-4	0	0	0	37
Oct 07, 2017	at Southeastern	34	22	56	3.0-15	2.0-12	0	0-0	2-8	1	5	0	4-4	0	0	0	31
Oct 14, 2017	ARKANSAS TECH	27	26	53	7.0-31	1.0-11	0	1-0	0-0	0	5	0	5-5	0	0	0	38
Oct 21, 2017	at Harding	33	28	61	6.0-41	6.0-41	4	3-100	3-123	0	10	0	5-5	0	0	2	42
Oct 28, 2017	at Okla. Baptist	36	42	78	7.0-32	1.0-14	3	1-0	0-0	0	4	0	4-4	0	0	0	28
	Opponent totals	375	242	617	57.0-279	29.0-203	9	7-125	11-267	8	50	1	40-38	0	0	3	308
	Southwestern Okla.	317	288	605	45.0-133	8.0-54	8	9-0	9-13	10	34	2	21-20	0	1	0	175

SWOSU Individual Game Highs

Rushes	29	K. Henderson at Okla. Baptist (Oct 28, 2017)
Yards Rushing	180	K. Henderson at Okla. Baptist (Oct 28, 2017)
TD Rushes	2	Cedric Cooper vs East Central (Sep 30, 2017) K. Henderson vs Arkansas Tech (Oct 14, 2017) K. Henderson at Okla. Baptist (Oct 28, 2017)
Long Rush	54	K. Henderson vs Arkansas Tech (Oct 14, 2017)
Pass attempts	44	Casey Freeman at Southeastern Okla. (Oct 07, 2017)
Pass completions	25	Casey Freeman vs East Central (Sep 30, 2017)
Yards Passing	314	Casey Freeman vs East Central (Sep 30, 2017)
TD Passes	3	Casey Freeman vs East Central (Sep 30, 2017) Casey Freeman at Southeastern Okla. (Oct 07, 2017)
Long Pass	55	Casey Freeman vs East Central (Sep 30, 2017)
Receptions	9	Jared Rayburn vs Henderson State (Sep 23, 2017)
Yards Receiving	97	JR Omigie at Southeastern Okla. (Oct 07, 2017)
TD Receptions	2	Jordan Jackson vs East Central (Sep 30, 2017)
Long Reception	55	Jordan Jackson vs East Central (Sep 30, 2017)
Field Goals	1	Trent Dennis vs Ouachita Baptist (Sep 09, 2017) Trent Dennis at Southeastern Okla. (Oct 07, 2017) Dalton Jackson at Okla. Baptist (Oct 28, 2017)
Long Field Goal	26	Trent Dennis vs Ouachita Baptist (Sep 09, 2017) Trent Dennis at Southeastern Okla. (Oct 07, 2017)
Punts	10	Dalton Jackson vs Arkansas Tech (Oct 14, 2017)
Punting Avg	41.0	Tyler Marr at Ark.-Monticello (Sep 02, 2017)
Long Punt	56	Dalton Jackson at Southeastern Okla. (Oct 07, 2017) Dalton Jackson vs Arkansas Tech (Oct 14, 2017)
Punts inside 20	2	Dalton Jackson at Southeastern Okla. (Oct 07, 2017) Dalton Jackson vs Arkansas Tech (Oct 14, 2017) Dalton Jackson at Okla. Baptist (Oct 28, 2017)
Long Punt Return	14	Cedric Cooper vs East Central (Sep 30, 2017)
Long Kickoff Return	99	Jared Rayburn vs East Central (Sep 30, 2017)
Tackles	10	Austin Loomis at Southern Arkansas (Sep 16, 2017) Austin Loomis at Southeastern Okla. (Oct 07, 2017)
Sacks	1.0	Eight Occurrences
Tackles For Loss	2.5	TJ Harris at Ark.-Monticello (Sep 02, 2017) Tyreik Lusk at Okla. Baptist (Oct 28, 2017)
Interceptions	1	Nine Occurrences

SWOSU Team Game Highs

Rushes	46	vs Ouachita Baptist (Sep 09, 2017)
Yards Rushing	227	at Okla. Baptist (Oct 28, 2017)
Yards Per Rush	5.2	at Okla. Baptist (Oct 28, 2017)
TD Rushes	3	vs East Central (Sep 30, 2017) vs Arkansas Tech (Oct 14, 2017)
Pass attempts	45	at Southeastern Okla. (Oct 07, 2017)
Pass completions	25	vs Ouachita Baptist (Sep 09, 2017) vs East Central (Sep 30, 2017)
Yards Passing	314	vs East Central (Sep 30, 2017)
Yards Per Pass	8.7	vs East Central (Sep 30, 2017)
TD Passes	3	vs East Central (Sep 30, 2017) at Southeastern Okla. (Oct 07, 2017)
Total Plays	87	vs Ouachita Baptist (Sep 09, 2017)
Total Offense	478	vs East Central (Sep 30, 2017)
Yards Per Play	6.2	vs East Central (Sep 30, 2017)
Points	48	vs East Central (Sep 30, 2017)
Sacks By	2	Three Occurrences
First Downs	24	vs East Central (Sep 30, 2017)
Penalties	11	at Okla. Baptist (Oct 28, 2017)
Penalty Yards	106	at Okla. Baptist (Oct 28, 2017)
Turnovers	6	at Harding (Oct 21, 2017)
Interceptions By	3	at Southern Arkansas (Sep 16, 2017)
Punts	10	vs Arkansas Tech (Oct 14, 2017)
Punting Avg	37.9	vs Arkansas Tech (Oct 14, 2017)
Long Punt	56	at Southeastern Okla. (Oct 07, 2017) vs Arkansas Tech (Oct 14, 2017)
Punts inside 20	2	Three Occurrences
Long Punt Return	14	vs East Central (Sep 30, 2017)

Opponent Individual Game Highs

Rushes	18	Ontario Douglas, vs East Central (Sep 30, 2017) Rashod Polk, at Southeastern Okla. (Oct 07, 2017)
Yards Rushing	206	Ontario Douglas, vs East Central (Sep 30, 2017)
TD Rushes	4	Ontario Douglas, vs East Central (Sep 30, 2017)
Long Rush	83	Ontario Douglas, vs East Central (Sep 30, 2017)
Pass attempts	45	Evan Lassiter, vs Henderson State (Sep 23, 2017)
Pass completions	29	Evan Lassiter, vs Henderson State (Sep 23, 2017)
Yards Passing	301	Evan Lassiter, vs Henderson State (Sep 23, 2017)
TD Passes	3	Barrett Renner, at Southern Arkansas (Sep 16, 2017) Evan Lassiter, vs Henderson State (Sep 23, 2017)
Long Pass	63	Austin Skinner, at Southeastern Okla. (Oct 07, 2017)
Receptions	6	Ben Johnson, vs Henderson State (Sep 23, 2017) Stephan Turner, at Okla. Baptist (Oct 28, 2017)
Yards Receiving	101	Drake White, at Southeastern Okla. (Oct 07, 2017)
TD Receptions	2	Darion Gray, vs Henderson State (Sep 23, 2017)
Long Reception	63	Drake White, at Southeastern Okla. (Oct 07, 2017)
Field Goals	2	Josh Marini, at Ark.-Monticello (Sep 02, 2017)
Long Field Goal	40	Tristan Parsley, at Harding (Oct 21, 2017)
Punts	6	Joel Carlos, at Southeastern Okla. (Oct 07, 2017)
Punting Avg	53.5	Tanner Hudson, at Southern Arkansas (Sep 16, 2017)
Long Punt	63	Tanner Hudson, at Southern Arkansas (Sep 16, 2017)
Punts inside 20	3	Tristan Parsley, at Harding (Oct 21, 2017)
Long Punt Return	25	Tony Garland, vs East Central (Sep 30, 2017)
Long Kickoff Return	78	Allie Freeman, vs Ouachita Baptist (Sep 09, 2017)
Tackles	12	Luke Holt, vs Ouachita Baptist (Sep 09, 2017) Sam Blankenship, at Harding (Oct 21, 2017)
Sacks	3.0	D. Lison, at Southern Arkansas (Sep 16, 2017)
Tackles For Loss	3.0	D. Lison, at Southern Arkansas (Sep 16, 2017)
Interceptions	2	Malik Brown, vs Henderson State (Sep 23, 2017)

Opponent Team Game Highs

Rushes	56	at Harding (Oct 21, 2017)
Yards Rushing	272	at Harding (Oct 21, 2017)
Yards Per Rush	7.0	vs Ouachita Baptist (Sep 09, 2017)
TD Rushes	5	vs Ouachita Baptist (Sep 09, 2017)
Pass attempts	45	vs Henderson State (Sep 23, 2017)
Pass completions	29	vs Henderson State (Sep 23, 2017)
Yards Passing	301	vs Henderson State (Sep 23, 2017)
Yards Per Pass	8.1	at Southeastern Okla. (Oct 07, 2017)
TD Passes	3	at Southern Arkansas (Sep 16, 2017) vs Henderson State (Sep 23, 2017)
Total Plays	80	vs Arkansas Tech (Oct 14, 2017)
Total Offense	447	at Southeastern Okla. (Oct 07, 2017)
Yards Per Play	6.9	vs East Central (Sep 30, 2017)
Points	42	at Harding (Oct 21, 2017)
Sacks By	7	at Southern Arkansas (Sep 16, 2017)
First Downs	24	at Southern Arkansas (Sep 16, 2017)
Penalties	12	at Southeastern Okla. (Oct 07, 2017)
Penalty Yards	132	at Okla. Baptist (Oct 28, 2017)
Turnovers	3	at Ark.-Monticello (Sep 02, 2017) at Southern Arkansas (Sep 16, 2017) vs East Central (Sep 30, 2017)
Interceptions By	3	vs Henderson State (Sep 23, 2017) at Harding (Oct 21, 2017)
Punts	6	at Southeastern Okla. (Oct 07, 2017)
Punting Avg	53.5	at Southern Arkansas (Sep 16, 2017)
Long Punt	63	at Southern Arkansas (Sep 16, 2017)
Punts inside 20	3	vs Henderson State (Sep 23, 2017) at Harding (Oct 21, 2017)
Long Punt Return	25	vs East Central (Sep 30, 2017)

2017 Game Recaps

Game 1: Sept. 2, 2017; Monticello, Ark. (Cotton Boll Stadium, 3,175)

	SWOSU	20
	ARKANSAS-MONTICELLO	19

Score by Quarters	1	2	3	4	Score
Southwestern Okla.	0	7	7	6	20
Ark.-Monticello	10	3	6	0	19

Team	Qtr	Time	Scoring play (Conversion)	SWOSU-UAM
UAM	1st	11:33	Marini 36 yd FG	0-3
UAM	1st	06:32	Sears 1 yd run (Marini kick)	0-10
UAM	2nd	14:55	Marini 22 yd field goal	0-13
SWOSU	2nd	00:09	Jackson 42 yd pass from Freeman (Dennis kick)	7-13
SWOSU	3rd	09:03	Cooper 3 yd run (Dennis kick)	14-13
UAM	3rd	02:38	Smith 37 yd pass from Sears (kick failed)	14-19
SWOSU	4th	06:23	Hill 22 yd pass from Marr (pass failed)	20-19

	SWOSU	UAM
FIRST DOWNS	17	19
NET YARDS RUSHING	188	166
NET YARDS PASSING	139	230
TOTAL OFFENSE YARDS	327	396
Fumbles: Number-Lost	0-0	3-3
Penalties: Number-Yards	6-45	9-117
PUNTS-YARDS	6-200	5-188
KICKOFFS-YARDS	4-153	5-294
Punt returns: Number-Yards-TD	0-0-0	3-13-0
Kickoff returns: Number-Yds-TD	5-86-0	3-57-0
Interceptions: Number-Yds-TD	0-0-0	1-18-0
Fumble Returns: Number-Yds-TD	0-0-0	0-0-0
Miscellaneous Yards	55	0
Possession Time	28:22	31:31
Third-Down Conversions	5 of 16	4 of 14
Fourth-Down Conversions	2 of 4	2 of 2
Red-Zone Scores-Chances	1-1	3-5
Sacks By: Number-Yards	2-10	1-5
PAT Kicks	2-2	1-2
Field Goals	0-0	2-3
Points off turnovers	7	0

Rushing (No-Yds-TD)

SWOSU: Karltrrell Henderson, 14-85-0; Cedric Cooper, 12-46-1; Casey Freeman, 4-33-0

Arkansas-Monticello: Imani Riley, 14-66-0; Deo. Brown, 8-42-0; Cole Sears, 12-29-1

Passing (Comp-Att-Int, Yds-TD)

SWOSU: Casey Freeman, 11-24-1, 110-1; Tyler Marr, 2-3-0, 24-1

Arkansas-Monticello: Cole Sears, 16-29-0, 230-1

Receiving (Rec-Yds-TD)

SWOSU: Dylan Power, 4-31-0; Zach Hill, 2-23-1; Jordan Jackson, 1-42-1


Arkansas-Monticello: Jalen Tolliver, 5-82-0; Jamal Chevis, 5-45-0; Trevon Smith, 1-37-1

Defense (Solo-Assist-Total)

SWOSU: Austin Loomis, 6-3-9; Antoine Albert, 6-2-8; Nick Ward, 2-4-6; TJ Harris, 2-4-6; Dejai Johnson, 2-4-6; Dominic Blue, 2-4-6

Arkansas-Monticello: Jalon Watts, 5-5-10; Wesley Williams, 6-3-9; Chris Calcote, 4-1-5

Game 2: Sept. 9, 2017; Weatherford, Okla. (ASAP Energy Field, 4,214)

	OUACHITA	38
	SWOSU	10

Score by Quarters	1	2	3	4	Score
Ouachita	3	7	14	14	38
Southwestern Okla.	7	0	3	0	10

Team	Qtr	Time	Scoring play (Conversion)	OUA-SWOSU
OUA	1st	05:09	Antley 25 yd field goal	3-0
SWOSU	1st	01:52	Wilson 7 yd run (Dennis kick)	3-7
OUA	2nd	01:00	Harris 3 yd run (Antley kick)	10-7
SWOSU	3rd	10:22	Dennis 26 yd field goal	10-10
OUA	3rd	08:56	Harris 1 yd run (Antley kick)	17-10
OUA	3rd	04:02	Warford 34 yd run (Antley kick)	24-10
OUA	4th	06:50	Harris 51 yd run (Antley kick)	31-10
OUA	4th	03:17	Brown 3 yd run (Antley kick)	38-10

	OUA	SWOSU
FIRST DOWNS	13	23
NET YARDS RUSHING	232	157
NET YARDS PASSING	118	295
TOTAL OFFENSE YARDS	350	452
Fumbles: Number-Lost	2-2	0-0
Penalties: Number-Yards	5-55	9-98
PUNTS-YARDS	4-181	5-177
KICKOFFS-YARDS	7-437	3-126
Punt returns: Number-Yards-TD	1-14-0	1-0-0
Kickoff returns: Number-Yds-TD	3-109-0	5-94-0
Interceptions: Number-Yds-TD	1-19-0	0-0-0
Fumble Returns: Number-Yds-TD	0-0-0	0-0-0
Miscellaneous Yards	0	0
Possession Time	28:49	31:11
Third-Down Conversions	6 of 11	5 of 16
Fourth-Down Conversions	0 of 0	0 of 5
Red-Zone Scores-Chances	4-4	2-3
Sacks By: Number-Yards	6-43	0-0
PAT Kicks	5-5	1-1
Field Goals	1-1	1-1
Points off turnovers	7	0

Rushing (No-Yds-TD)

Ouachita: Austin Warford, 8-79-1; Drew Harris, 6-67-3; Shun'cee Thomas, 11-39-0

SWOSU: Karltrrell Henderson, 20-98-0; Sheldon Wilson, 13-66-1; Cedric Cooper, 3-10-0

Passing (Comp-Att-Int, Yds-TD)

Ouachita: Austin Warford, 13-20-0, 118-0

SWOSU: Casey Freeman, 24-40-1, 291-0

Receiving (Rec-Yds-TD)

Ouachita: Allie Freeman, 5-40-0; Drew Harris, 4-65-0; Shun'cee Thomas, 3-5-0

SWOSU: Dillon Bauer, 6-85-0; Jared Rayburn, 6-44-0; Dylan Power, 3-32-0; Jordan Jackson, 3-30-0; Zach Hill, 3-28-0

Defense (Solo-Assist-Total)

Ouachita: Luke Holt, 10-2-12; Elijah Jones, 5-5-10; Shaq Hunter, 4-2-6

SWOSU: TJ Harris, 2-5-7; Antoine Albert, 3-3-6; Dominic Blue, 2-4-6

2017 Game Recaps

Game 3: Sept. 16, 2017; Magnolia, Ark. (Wilkins Stadium, 4,143)

	SWOSU	14
	SOUTHERN ARKANSAS	38

Score by Quarters	1	2	3	4	Score
Southwestern Okla.	7	0	0	7	14
Southern Arkansas	7	24	0	7	38

Team	Qtr	Time	Scoring play (Conversion)	SWOSU-SAU
SWOSU	1st	05:54	Rayburn 5 yd pass from Freeman (Dennis kick)	7-0
SAU	1st	00:59	Purifoy 4 yd run (Grems kick)	7-7
SAU	2nd	13:03	Lancaster 20 yd pass from Renner (Grems kick)	7-14
SAU	2nd	06:16	Higgins 43 yd pass from Renner (Grems kick)	7-21
SAU	2nd	01:52	Grems 26 yd field goal	7-24
SAU	2nd	00:22	Hudson 9 yd pass from Renner (Grems kick)	7-31
SAU	4th	13:18	Nunnery 2 yd run (Grems kick)	7-38
SWOSU	4th	10:39	Thomas 22 yd pass from Blumenthal (Dennis kick)	14-38

	SWOSU	SAU
FIRST DOWNS	18	24
NET YARDS RUSHING	110	198
NET YARDS PASSING	168	197
TOTAL OFFENSE YARDS	278	395
Fumbles: Number-Lost	2-2	1-0
Penalties: Number-Yards	6-35	8-80
PUNTS-YARDS	3-112	2-107
KICKOFFS-YARDS	3-139	7-433
Punt returns: Number-Yards-TD	1-0-0	0-0-0
Kickoff returns: Number-Yds-TD	4-79-0	3-36-0
Interceptions: Number-Yds-TD	3-0-0	1-5-0
Fumble Returns: Number-Yds-TD	0-0-0	1-25-0
Miscellaneous Yards	0	0
Possession Time	29:52	30:08
Third-Down Conversions	10 of 17	8 of 14
Fourth-Down Conversions	1 of 4	0 of 0
Red-Zone Scores-Chances	2-3	5-6
Sacks By: Number-Yards	0-0	7-55
PAT Kicks	2-2	5-5
Field Goals	0-0	1-1
Points off turnovers	7	17

Rushing (No-Yds-TD)

SWOSU: Cedric Cooper, 9-45-0; Karltrrell Henderson, 7-34-0; Joel Blumenthal, 12-40-0

Southern Arkansas: Michael Nunnery, 11-102-1; K. Purifoy, 14-56-1

Passing (Comp-Att-Int, Yds-TD)

SWOSU: Casey Freeman, 11-20-1, 73-1; Joel Blumenthal, 6-11-0, 95-1

Southern Arkansas: Barrett Renner, 18-29-3, 188-3

Receiving (Rec-Yds-TD)

SWOSU: Marcellous Dowell, 5-77-0; Jared Rayburn, 3-20-1; Eddie Thomas IV, 2-29-1; Dillon Bauer, 2-8-0


Southern Arkansas: Karonce Higgins, 4-60-1; J. Weisheit, 3-13-0; K. Purifoy, 2-28-0; Tanner Hudson, 2-25-1

Defense (Solo-Assist-Total)

SWOSU: Austin Loomis, 3-7-10; Antoine Albert, 5-4-9; Nick Ward, 1-4-5; Tyler Follis, 3-1-4; Colten Buie, 3-1-4; Skye Singleton, 3-1-4

Southern Arkansas: Dominique Scott, 4-4-8; Devondrick Lison, 4-2-6; Kaseem Smith, 4-2-6; Elgin Moore, 3-3-6

Game 4: Sept. 23, 2017, Weatherford, Okla. (ASAP Energy Field 2,119)

	HENDERSON STATE	37
	SWOSU	14

Score by Quarters	1	2	3	4	Score
Henderson State	9	14	0	14	37
Southwestern Okla.	0	14	0	0	14

Team	Qtr	Time	Scoring play (Conversion)	HSU-SWOSU
HSU	1st	10:55	Johnson safety	2-0
HSU	1st	07:49	Gray 21 yd pass from Lassiter (Cervantes kick)	9-0
HSU	2nd	14:05	Gray 53 yd pass from Lassiter (Cervantes kick)	16-0
SWOSU	2nd	06:15	Henderson 6 yd run (Dennis kick)	16-7
HSU	2nd	01:43	Faulk 1 yd run (Cervantes kick)	23-7
SWOSU	2nd	00:24	Omigie 23 yd pass from Freeman (Dennis kick)	23-14
HSU	4th	09:53	Johnson 2 yd pass from Lassiter (Cervantes kick)	30-14
HSU	4th	04:11	Watson 93 yd INT return (Cervantes kick)	37-14

	HSU	SWOSU
FIRST DOWNS	19	18
NET YARDS RUSHING	45	52
NET YARDS PASSING	301	289
TOTAL OFFENSE YARDS	346	341
Fumbles: Number-Lost	1-0	0-0
Penalties: Number-Yards	10-90	2-16
PUNTS-YARDS	5-235	4-104
KICKOFFS-YARDS	6-295	4-136
Punt returns: Number-Yards-TD	0-0-0	1-2-0
Kickoff returns: Number-Yds-TD	3-29-0	4-76-0
Interceptions: Number-Yds-TD	3-94-1	1-0-0
Fumble Returns: Number-Yds-TD	0-0-0	0-0-0
Miscellaneous Yards	0	0
Possession Time	29:41	30:19
Third-Down Conversions	8 of 15	8 of 16
Fourth-Down Conversions	1 of 1	0 of 3
Red-Zone Scores-Chances	2-2	1-3
Sacks By: Number-Yards	4-18	1-6
PAT Kicks	5-5	2-2
Field Goals	0-0	0-0
Points off turnovers	21	0

Rushing (No-Yds-TD)

HSU: Cobra Jones, 11-35-0; Ricky Henderson, 6-24-0; Blake Faulk, 2-1-1

SWOSU: Karltrrell Henderson, 11-39-1; Sheldon Wilson, 5-11-0

Passing (Comp-Att-Int, Yds-TD)

HSU: Evan Lassiter, 29-45-1, 301-3

SWOSU: Casey Freeman, 23-41-3, 273-1; Tyler Marr, 1-1-0, 16-0

Receiving (Rec-Yds-TD)

HSU: Ben Johnson, 6-51-1; N. Hernandez, 5-20-0; Chase Lodree, 4-37-0; Austin Bennett, 4-27-0; Darion Gray, 3-89-2

SWOSU: Jared Rayburn, 9-80-0; Kellan Smith, 4-54-0; JR Omigie, 3-71-1; Marcellous Dowell, 3-30-0

Defense (Solo-Assist-Total)

HSU: Malik Brown, 6-1-7; Cam Sonnier, 4-2-6; B. Quinterro, 4-1-5

SWOSU: Antoine Albert, 5-2-7; Malcolm Davis, 4-2-6; Gerald White, 3-3-6; Wilbur Young, 4-1-5; Braden Sweet, 3-2-5

2017 Game Recaps

Game 5: Sept. 30, 2017, Weatherford, Okla. (ASAP Energy Field, 4,163)

**EAST CENTRAL 37****SWOSU 48**

Score by Quarters	1	2	3	4	Score
East Central	10	7	13	7	37
Southwestern Okla.	7	7	13	21	48

Team	Qtr	Time	Scoring play (Conversion)	ECU-SWOSU
ECU	1st	08:29	Austin 24 yd field goal	3-0
ECU	1st	02:04	Garland 25 yd blocked punt return (Austin kick)	10-0
SWOSU	1st	01:50	Rayburn 99 yd kickoff return (Dennis kick)	10-7
ECU	2nd	11:13	Douglas 1 yd run (Austin kick)	17-7
SWOSU	2nd	01:02	Henderson 7 yd run (Dennis kick)	17-14
SWOSU	3rd	06:32	Cooper 24 yd run (Dennis kick)	17-21
ECU	3rd	05:50	Douglas 26 yd run (kick blocked)	23-21
SWOSU	3rd	03:02	Jackson 7 yd pass from Freeman (pass failed)	23-27
ECU	3rd	02:05	Douglas 83 yd run (Austin kick)	30-27
SWOSU	4th	14:07	Rayburn 23 yd pass from Freeman (Dennis kick)	30-34
ECU	4th	06:54	Douglas 25 yd run (Austin kick)	37-34
SWOSU	4th	05:48	Jackson 55 yd pass from Freeman (Dennis kick)	37-41
SWOSU	4th	01:43	Cooper 8 yd run (Dennis kick)	37-48

	ECU	SWOSU
FIRST DOWNS	16	24
NET YARDS RUSHING	217	164
NET YARDS PASSING	202	314
TOTAL OFFENSE YARDS	419	478
Fumbles: Number-Lost	1-1	0-0
Penalties: Number-Yards	6-67	6-55
PUNTS-YARDS	5-188	3-81
KICKOFFS-YARDS	7-403	8-358
Punt returns: Number-Yards-TD	3-41-1	2-14-0
Kickoff returns: Number-Yds-TD	6-76-0	6-202-1
Interceptions: Number-Yds-TD	0-0-0	2-8-0
Fumble Returns: Number-Yds-TD	0-0-0	0-0-0
Miscellaneous Yards	0	0
Possession Time	26:29	33:31
Third-Down Conversions	2 of 12	2 of 11
Fourth-Down Conversions	2 of 3	2 of 5
Red-Zone Scores-Chances	2-3	4-5
Sacks By: Number-Yards	1-4	2-14
PAT Kicks	4-5	6-6
Field Goals	1-1	0-0
Points off turnovers	0	7

Rushing (No-Yds-TD)**ECU:** Ontario Douglas, 18-206-4**SWOSU:** Cedric Cooper, 16-93-2; Casey Freeman, 7-47-0; Karltrrell Henderson, 14-32-1**Passing (Comp-Att-Int, Yds-TD)****ECU:** Noah Holle, 14-28-2, 202-0**SWOSU:** Casey Freeman, 25-36-0, 314-3**Receiving (Rec-Yds-TD)****ECU:** Ontario Douglas, 4-74-0; Trinity Benson, 4-27-0; Devyn Williams, 2-23-0**SWOSU:** Jared Rayburn, 7-86-1; Jordan Jackson, 4-83-2; JR Omigie, 4-54-0; Cedric Cooper, 3-39-0**Defense (Solo-Assist-Total)****ECU:** Corey Williams, 5-5-10; Justin Hayden, 5-5-10; Vernon Johnson, 6-3-9**SWOSU:** Austin Loomis, 6-2-8; Jaylen Ellis, 5-1-6; Antoine Albert, 3-2-5; Braden Sweet, 2-3-5; TJ Harris, 2-3-5

Game 6: Oct. 7, 2017, Durant, Okla. (Paul Laird Field, 3,827)

**SWOSU 48****SOUTHEASTERN OKLA. 37**

Score by Quarters	1	2	3	4	Score
Southwestern Okla.	14	3	0	7	24
Southeastern Okla.	7	0	0	24	31

Team	Qtr	Time	Scoring play (Conversion)	SWOSU-SE
SOSU	1st	04:48	Taylor 10 yd run (Carlos kick)	0-7
SWOSU	1st	04:12	Omigie 38 yd pass from Freeman (Dennis kick)	7-7
SWOSU	1st	02:19	Cooper 17 yd pass from Freeman (Dennis kick)	14-7
SWOSU	2nd	00:00	Dennis 26 yd field goal	17-7
SOSU	4th	13:46	Carlos 30 yd field goal	17-10
SOSU	4th	11:02	Polk 6 yd run (Carlos kick)	17-17
SOSU	4th	05:17	McElroy 22 yd pass from Skinner (Carlos kick)	17-24
SWOSU	4th	04:07	Jackson 28 yd pass from Freeman (Dennis kick)	24-24
SOSU	4th	00:25	White 63 yd pass from Skinner (Carlos kick)	24-31

	SWOSU	SE
FIRST DOWNS	18	20
NET YARDS RUSHING	56	148
NET YARDS PASSING	266	299
TOTAL OFFENSE YARDS	322	447
Fumbles: Number-Lost	0-0	0-0
Penalties: Number-Yards	8-80	12-125
PUNTS-YARDS	7-223	6-230
KICKOFFS-YARDS	4-170	6-269
Punt returns: Number-Yards-TD	0-0-0	2-10-0
Kickoff returns: Number-Yds-TD	3-85-0	3-36-0
Interceptions: Number-Yds-TD	1-4-0	2-8-0
Fumble Returns: Number-Yds-TD	0-0-0	0-0-0
Miscellaneous Yards	0	0
Possession Time	27:21	32:39
Third-Down Conversions	3 of 15	6 of 18
Fourth-Down Conversions	1 of 3	1 of 1
Red-Zone Scores-Chances	2-3	3-5
Sacks By: Number-Yards	1-12	2-12
PAT Kicks	3-3	4-4
Field Goals	1-2	1-3
Points off turnovers	7	0

Rushing (No-Yds-TD)**SWOSU:** Cedric Cooper, 11-37-0; Karltrrell Henderson, 5-12-0**SE:** Rashod Polk, 18-60-1; Jaylen Sims, 2-27-0; Austin Skinner, 6-27-0**Passing (Comp-Att-Int, Yds-TD)****SWOSU:** Casey Freeman, 22-44-2, 266-4**SOSU:** Austin Skinner, 21-36-1, 262-2; Joel Carlos, 1-1-0, 37-0**Receiving (Rec-Yds-TD)****SWOSU:** JR Omigie, 5-97-1; Cedric Cooper, 4-35-0; Zach Hill, 4-26-0; Eddie Thomas IV, 3-22-0**SOSU:** Codey McElroy, 4-91-1; Drake White, 3-101-1; Ryan Ronces, 3-22-0; Rashod Polk, 3-15-0**Defense (Solo-Assist-Total)****SWOSU:** Austin Loomis, 4-6-10; Dominic Blue, 4-4-8; Gerald White, 3-5-8; TJ Harris, 3-4-7; Colten Buie, 2-5-7**SOSU:** Hunter Powell, 5-2-7; Luke Craddock, 5-1-6; Troy Parker, 3-2-5; Justin Young, 3-2-5

2017 Game Recaps

Game 7: Oct. 14, Weatherford, Okla. (ASAP Energy Field, 2,113)



ARKANSAS TECH	38
SWOSU	21

Score by Quarters	1	2	3	4	Score
Arkansas Tech	7	14	17	0	38
Southwestern Okla.	0	6	8	7	21

Team	Qtr	Time	Scoring play (Conversion)	ATU-SWOSU
ATU	1st	13:36	Stringer 48 yd run (Perez kick)	7-0
ATU	2nd	10:08	Stringer 11 yd run (Perez kick)	14-0
ATU	2nd	03:52	Allen 16 yd run (Perez kick)	21-0
SWOSU	2nd	00:37	Henderson 3 yd run (kick failed)	21-6
ATU	3rd	09:07	Dean 9 yd pass from Reasnor (Perez kick)	28-6
SWOSU	3rd	07:24	Freeman 6 yd run (Power pass)	28-14
ATU	3rd	04:22	Bailey 4 yd run (Perez kick)	35-14
ATU	3rd	00:00	Perez 31 yd field goal	38-14
SWOSU	4th	12:33	Henderson 1 yd run (Jackson kick)	38-21

	ATU	SWOSU
FIRST DOWNS	22	13
NET YARDS RUSHING	229	113
NET YARDS PASSING	211	163
TOTAL OFFENSE YARDS	440	276
Fumbles: Number-Lost	1-1	1-1
Penalties: Number-Yards	5-45	3-35
PUNTS-YARDS	5-170	10-379
KICKOFFS-YARDS	7-420	4-195
Punt returns: Number-Yards-TD	3-32-0	3--1-0
Kickoff returns: Number-Yds-TD	4-86-0	2-35-0
Interceptions: Number-Yds-TD	0-0-0	0-0-0
Fumble Returns: Number-Yds-TD	0-0-0	0-0-0
Miscellaneous Yards	0	0
Possession Time	32:05	27:55
Third-Down Conversions	8 of 16	4 of 15
Fourth-Down Conversions	0 of 1	0 of 0
Red-Zone Scores-Chances	5-6	3-3
Sacks By: Number-Yards	1-11	2-12
PAT Kicks	5-5	1-2
Field Goals	1-1	0-0
Points off turnovers	0	0

Rushing (No-Yds-TD)

Arkansas Tech: Braden Stringer, 12-111-2; Bryan Allen, 17-68-1; Ty Reasnor, 10-37-0

SWOSU: Karltrrell Henderson, 19-127-2

Passing (Comp-Att-Int, Yds-TD)

Arkansas Tech: Ty Reasnor, 18-31-0, 211-0

SWOSU: Casey Freeman, 13-30-0, 163-0

Receiving (Rec-Yds-TD)

Arkansas Tech: Tevin McKenzie, 5-58-0; Jakob Dean, 4-36-1; Tremel Glasper, 3-44-0

SWOSU: Dylan Power, 3-22-0; Karltrrell Henderson, 3-15-0; Adrian Williams, 2-44-0; JR Omigie, 2-43-0; Zach Hill, 2-34-0

Defense (Solo-Assist-Total)

Arkansas Tech: Eric McPherson, 2-7-9; K. Trammell, 4-1-5

SWOSU: Austin Loomis, 6-2-8; Dominic Blue, 4-3-7; TJ Harris, 5-0-5; Braden Sweet, 3-2-5; Colten Buie, 2-3-5

Game 8: Oct. 21, Searcy, Ark. (First Security Stadium, 5,100)



SWOSU	0
HARDING	42

Score by Quarters	1	2	3	4	Score
Southwestern Okla.	0	0	0	0	0
Harding	11	14	3	14	42

Team	Qtr	Time	Scoring play (Conversion)	SWOSU-HU
HU	1st	09:39	TEAM safety	0-2
HU	1st	06:19	TEAM safety	0-4
HU	1st	02:33	Smith 96 yd fumble recovery (Parsley kick)	0-11
HU	2nd	10:18	Tucker 2 yd run (Parsley kick)	0-18
HU	2nd	01:00	Dingle 4 yd run (Parsley kick)	0-25
HU	3rd	05:48	Parsley 40 yd field goal	0-28
HU	4th	08:55	Dingle 2 yd run (Parsley kick)	0-35
HU	4th	04:38	Brice 99 yd INT return (Parsley kick)	0-42

	SWOSU	HU
FIRST DOWNS	16	14
NET YARDS RUSHING	87	272
NET YARDS PASSING	137	5
TOTAL OFFENSE YARDS	224	277
Fumbles: Number-Lost	4-3	3-2
Penalties: Number-Yards	2-30	6-55
PUNTS-YARDS	5-155	5-209
KICKOFFS-YARDS	3-130	6-366
Punt returns: Number-Yards-TD	1-0-0	1-19-0
Kickoff returns: Number-Yds-TD	5-121-0	2-8-0
Interceptions: Number-Yds-TD	0-0-0	3-123-1
Fumble Returns: Number-Yds-TD	0-0-0	2-100-1
Miscellaneous Yards	0	0
Possession Time	25:40	34:20
Third-Down Conversions	2 of 13	3 of 10
Fourth-Down Conversions	0 of 3	1 of 1
Red-Zone Scores-Chances	0-3	3-4
Sacks By: Number-Yards	0-0	6-41
PAT Kicks	0-0	5-5
Field Goals	0-0	1-1
Points off turnovers	0	21

Rushing (No-Yds-TD)

SWOSU: Kedron Banks, 11-106-0

Harding: Grant Kimberlin, 6-57-0; Tristan Tucker, 5-55-1; Terrence Dingle, 13-55-2; Cole Chancey, 13-55-0

Passing (Comp-Att-Int, Yds-TD)

SWOSU: Casey Freeman, 9-26-2, 96-0; Tyler Marr, 4-11-1, 41-1

Harding: Terrence Dingle, 1-5-0, 5-0

Receiving (Rec-Yds-TD)

SWOSU: JR Omigie, 6-65-0; Jared Rayburn, 2-13-0

Harding: Andrew Dather, 1-5-0

Defense (Solo-Assist-Total)

SWOSU: Dominic Blue, 4-5-9; Bailey McKay, 5-3-8; Gerald White, 4-4-8; Colten Buie, 1-5-6; Austin Loomis, 1-5-6

Harding: Sam Blankenship, 7-5-12; Brandon Brice, 4-3-7; Devyn Comer, 3-2-5

2017 Game Recaps

Game 9: Oct. 28, 2017, Shawnee, Okla. (Crain Family Stadium, 2,658)

**SWOSU****24****OKLAHOMA BAPTIST****28**

Score by Quarters	1	2	3	4	Score
Southwestern Okla.	0	14	0	10	24
Okla. Baptist	7	7	7	7	28

Team	Qtr	Time	Scoring play (Conversion)	SWOSU-OKBU
OKBU	1st	11:23	Adesokan 8 yd pass from Haire (Wendl kick)	0-7
OKBU	2nd	11:35	Mallory 32 yd run (Wendl kick)	0-14
SWOSU	2nd	05:56	Henderson 44 yd run (Jackson kick)	7-14
SWOSU	2nd	00:33	Henderson 7 yd run (Jackson kick)	14-14
OKBU	3rd	07:16	Lewis 25 yd pass from Haire (Wendl kick)	14-21
SWOSU	4th	11:53	Jackson 22 yd field goal	17-21
SWOSU	4th	06:36	Rayburn 9 yd pass from Freeman (Jackson kick)	24-21
OKBU	4th	00:57	Edwards 4 yd run (Wendl kick)	24-28

	SWOSU	OKBU
FIRST DOWNS	22	22
NET YARDS RUSHING	227	122
NET YARDS PASSING	83	240
TOTAL OFFENSE YARDS	310	362
Fumbles: Number-Lost	3-1	0-0
Penalties: Number-Yards	11-106	8-132
PUNTS-YARDS	4-139	3-82
KICKOFFS-YARDS	5-210	5-260
Punt returns: Number-Yards-TD	0-0-0	0-0-0
Kickoff returns: Number-Yds-TD	3-60-0	4-77-0
Interceptions: Number-Yds-TD	2-1-0	0-0-0
Fumble Returns: Number-Yds-TD	0-0-0	0-0-0
Miscellaneous Yards	0	0
Possession Time	32:29	27:31
Third-Down Conversions	5 of 14	7 of 12
Fourth-Down Conversions	2 of 4	1 of 2
Red-Zone Scores-Chances	3-4	2-3
Sacks By: Number-Yards	0-0	1-14
PAT Kicks	3-3	4-4
Field Goals	1-1	0-0
Points off turnovers	10	7

Rushing (No-Yds-TD)**SWOSU:** Karltrell Henderson, 29-180-2; Kedron Banks, 7-37-0**Oklahoma Baptist:** Isaiah Mallory, 15-78-1; Frankie Edwards, 8-17-1**Passing (Comp-Att-Int, Yds-TD)****SWOSU:** Casey Freeman, 12-26-0, 83-1**Oklahoma Baptist:** Preston Haire, 20-32-2, 240-2**Receiving (Rec-Yds-TD)****SWOSU:** Jared Rayburn, 5-20-1; Dylan Power, 3-37-0; Adrian Williams, 2-5-0**Oklahoma Baptist:** Stephan Turner, 6-72-0; Cagney Roberson, 5-62-0; Isaiah Mallory, 2-32-0; Josh Pettijohn, 2-31-0**Defense (Solo-Assist-Total)****SWOSU:** Gerald White, 6-2-8; BJ Kellogg, 4-3-7; Clay Wilkerson, 2-5-7; TJ Harris, 1-6-7; Antoine Albert, 2-4-6**Oklahoma Baptist:** Myles Russell, 6-5-11; Lane Martin, 4-4-8; Landon Rowlett, 3-5-8