

GAME 7: ARKANSAS TECH (4-2, 4-2 GAC) AT SWOSU (2-4, 2-4 GAC)

Oct. 14, 2017 • 2:00 pm • Weatherford, Okla. • ASAP Energy Field (6,000)
 Radio: 100.3 FM • Live Stats: <http://www.sidearmstats.com/swosu/football/>



ARKANSAS TECH

Rankings (AFCA/D2Football) / -
 Record 4-2
 Head Coach Raymond Monica
 Record 27-24 (5th)
 Coach vs. SWOSU 1-3

Location: Weatherford, Okla.
 Site: ASAP Energy Field
 Capacity: 6,000
 Surface: AstroTurf
 All-Time Series: SWOSU leads 7-5
 D2 Era Series: SWOSU leads 4-2
 In Weatherford: Series Tied 2-2
 In Ada: SWOSU leads 2-0
 Streak: ATU won last 1
 Last Meeting: ATU 24-20
 11/5/16 in Weatherford



SWOSU

Rankings (AFCA/D2Football) / -
 Record 2-4
 Head Coach Dan Cocannouer
 Record 36-57 (9th)
 Cocannouer vs. Arkansas Tech 4-2

SETTING THE SCENE

- SWOSU Football plays a top team from the Great American Conference for the second straight week with Arkansas Tech coming to ASAP Energy Field on Saturday afternoon
- This will mark the Bulldogs second consecutive afternoon game and their first and only afternoon kickoff at home during the 2017 season
- Saturday's contest also marks the Bulldog's lone home game during the month of October with two consecutive road games upcoming to close out the month
- Arkansas Tech comes to town following back-to-back defeats after starting the season 4-0 and rising to a No. 11 national ranking in the AFCA Top 25
- The Wonder Boys have suffered their two defeats by a combined six points, falling 35-31 against Ouachita and 46-45 at Arkansas-Monticello last Saturday
- SWOSU has had their top two offensive performances of the season during the last two weeks, but the Bulldogs upset bid of No. 23-ranked Southeastern Oklahoma State came up just short in a 31-24 setback on Saturday in Durant
- The Bulldogs enter Saturday's contest with a record of 2-3, which includes a 1-2 mark in games played at ASAP Energy Field

THE SERIES

- SWOSU and Arkansas Tech have met 13 times on the gridiron in a series that dates back to the 1968 season
- The Bulldogs currently hold a 7-6 advantage in the all-time series, having won five of the last eight meetings dating back to 1993
- Arkansas Tech won four of the first five meetings between the schools, but ATU forfeited their 23-20 win in 1991 which is currently the difference in the series
- SWOSU has a record of 4-2 against Arkansas Tech since the teams helped form the Great American Conference in 2011, but ATU won last year's meeting 24-20 in Weatherford

Media Contact Information

Arkansas Tech "WONDER BOYS"
 Sports Information Director: Paul Smith
 Email: psmith6@atu.edu
 Phone: 479-968-0645
 Website: www.arkanstechsports.com
 Twitter: @ATU_Athletics

SWOSU "BULLDOGS"
 Sports Information Director: Doug Self
 Email: doug.self@swosu.edu
 Phone: 580-774-7162
 Website: www.swosuathletics.com
 Twitter: @SWOSUathletics

2017 SCHEDULE/RESULTS

9/2	*at Arkansas-Monticello	W 20-19
9/9	*Ouachita	L 10-38
9/16	*at Southern Arkansas	L 14-38
9/23	*Henderson State	L 14-37
9/30	*East Central	W 48-37
10/7	*at #23 Southeastern Oklahoma State	L 24-31
10/14	*Arkansas Tech	2:00 pm
10/21	*at Harding	2:00 pm
10/28	*at Oklahoma Baptist	2:00 pm
11/4	*Southern Nazarene	5:30 pm
11/11	*at Northwestern Oklahoma State	4:00 pm

HOW TO FOLLOW

Live Audio*
<https://kweyam.com/>

Live Stats
<http://www.sidearmstats.com/se/football/>

Watch Live
<http://www.citylinktv.com/channel/durant-southeastern-sports/>

Social Media
 Facebook: /SWOSUathletics
 Twitter: @SWOSUathletics

*All SWOSU Football games are broadcast on
 100.3 FM "Coyote Classic"

QUICK FACTS

School: Southwestern Oklahoma State
 City/Zip: Weatherford, OK 73096
 Founded: 1901
 Enrollment: 4,995
 Nickname: Bulldogs
 School Colors: Navy Blue and White
 Field: ASAP Energy Field
 Playing Surface: AstroTurf
 Capacity: 6,000
 Affiliation: NCAA Division II
 Conference: Great American Conference
 President: Randy Beutler
 Alma Mater: SWOSU, 1983
 Athletics Director: Todd Thurman
 Alma Mater: Bethany Nazarene, 1983

HISTORY

First Year of Football: 1905
 Seasons Played: 107
 Overall All-Time Record: 461-492-36 (.485)
 NCAA All-Time Record: 85-134 (.390)
 Years in NCAA Playoffs: None
 Last Postseason Appearance: 2015
 L, 21-38 vs. Central Oklahoma
Live United Texarkana Bowl
 Last Playoff Appearance: 1996
 W, 33-31 over Montana Tech
NAIA Championship Game

The Southwestern Oklahoma State University Sports Information department is responsible for providing public and media relation services for the Bulldogs' 12 athletic programs. Sports Information Director Doug Self is the primary contact for each SWOSU Athletic program.



Media Credentials

Credentials for Southwestern Oklahoma State University home games are available to personnel from working media outlets by contacting Sports Information Director Doug Self at least 24 hours prior to the start of an event. Credentials can be left at the gate or picked up from the Sports Information office in advance of the game. Media wishing to take photos must also obtain a credential from the SWOSU Sports Information office.

Interview Policy

Postgame interviews with SWOSU coaches and players are available to media personnel following a brief cooling off period. Requests must be made to the Sports Information Director prior to the end of contest. Requested athletes and coaches will be made available for interviews on the playing field or outside of the locker room following a contest.

Interviews during the week will be made on arrangement with the Sports Information Director. Please allow 24 hour notice for all such interviews.



Broadcast Information

All SWOSU Football games are broadcast on 100.3 FM "Coyote Classic" in Weatherford or they can be found online at KWEYAM.com. In addition, a brand new video stream will be unveiled by Wright Wradio in 2017 and links to follow the games can be found at www.swosuathletics.com.

Mike Hammett is in his second season as the 'Voice of the Bulldogs' after joining Wright Wradio in August 2016 as the Sports Director. He is joined on the broadcast by color commentator Les Crall and sideline reporter Hailey Tucker.

For further game updates, be sure to follow @SWOSUathletics and @SWOSUFootball on Twitter.

THE COACHES

SWOSU: Dan Cocannouer, 36-57 (9th Season)

- Has been the head coach at his alma mater since 2009, leading the Bulldogs to two winning seasons in the past four years
- Earned four Coach of the Year Awards following the 2015 season, including: Great American Conference, AFCA Region 4, HERO Sports Region 3 and OklahomaSports.Net Small College
- Ranked fourth in SWOSU Football history for coaching victories with 36, three shy of Bob Mazie (39-37-2; 1978-85) for third place on the list
- Has a record of 4-2 against Arkansas Tech as the Bulldogs head coach, including a mark of 2-2 against the Wonder Boys in Weatherford

Arkansas Tech: Raymond Monica, 27-24 (5th Season)

- Led the Wonder Boys to a 9-3 record in 2015, a six-win improvement and a victory in the Heart of Texas Bowl that was the first postseason appearance for the program since 2009
- Last season, Monica guided ATU to their second straight winning season at 6-5
- Previously spent seven seasons as the head coach at Kutztown University, leading the Golden Bears to two playoff appearances and their first PSAC Championship

THE LAST MEETING (NOV. 5, 2016)

- Two SWOSU turnovers in the fourth quarter were turned into 10 points for Arkansas Tech and the Wonder Boys held off the Dawgs for a 24-20 victory at ASAP Energy Field
- SWOSU took a 20-14 lead on a one-yard touchdown plunge from Karltrell Henderson in the third quarter, but Tyler Peterson's extra point was blocked to keep it a six-point game
- Arkansas Tech converted a SWOSU fumble into the go-ahead touchdown with 7:46 to play and added a field goal after an interception to make it 24-20 with 1:13 to play
- The Bulldogs moved into position for another last-second victory and had two chances from the four-yard line with seven seconds to play but threw two incompletions in the final seconds
- Marc Evans completed 25-of-46 passes for 371 yards and two touchdowns with D.J. Jones (139) and JR Omigie (106) each going over 100 yards receiving

LAST TIME OUT (OCT. 7, 2017)

- SWOSU Football fell to No. 23-ranked Southeastern Oklahoma State 31-24 on Saturday afternoon in Durant despite leading for a majority of the contest
- The Savage Storm scored 24 points in the fourth quarter, including the go-ahead 63-yard touchdown pass with 25 seconds left to play in the game
- The Bulldogs took a 17-7 lead on a 26-yard field goal from Trent Dennis right before halftime and maintained that lead into the fourth quarter
- Southeastern scored the first 17 points of the fourth before SWOSU tied the game on a 28-yard touchdown pass from Casey Freeman to Jordan Jackson with 4:07 to play
- SWOSU failed on a fourth down conversion in the final minute and Southeastern responded on the next play with the game-winning touchdown pass
- Freeman completed 22-of-44 passes for 266 yards and he tossed three touchdown passes for the second straight week
- Austin Loomis had 10 tackles to move up to 6th on the Dawgs NCAA era tackle list

CHECKING THE STANDINGS

- Southeastern Oklahoma State now has a two-game lead on the pack at 6-0 after defeating SWOSU last Saturday
- Arkansas Tech falls into a three-way tie for second place with Ouachita and Southern Arkansas at 4-2
- Five teams are currently tied for fifth place in the standings with a 3-3 record: Arkansas-Monticello, Harding, Henderson, Northwestern Oklahoma State and Southern Nazarene
- SWOSU is holding down sole possession of 10th place in the league standings at 2-4
- East Central is alone in 11th at 1-5 while Oklahoma Baptist is currently in the league cellar and looking for their first conference victory of the season

SWOSU OFFENSIVE NOTES

- SWOSU has had their two highest-scoring games of the season over the past two weeks, raising their scoring average to 21.7 points per game, which ranks 10th in the GAC
- Sophomore QB Casey Freeman has thrown for 580 yards and six touchdowns over the past two games to rise to third in the conference with 221.2 passing yards per game
- JR Omigie hauled in a season-best five receptions for 97 yards and a touchdown against Southeastern and he's now second on the team with 16 receptions this season
- Karltrell Henderson continues to inch closer to SWOSU's NCAA Division II era rushing record, needing 24 yards to surpass Jimmy Jenkins (2000-04) for the top spot on the list
- SWOSU has had 12 different receivers catch a pass this year, led by Jared Rayburn with 27 for 258 yards

RECORD WATCH

**CAREER RUSHING YARDS
(NCAA DIVISION II ERA)**

1. 2033 Jimmy Jenkins (2000-04)
2. **2010 Karltrell Henderson (2015-17)**
3. 1836 D.C. Walker (2009-13)
4. 1700 Karl Hodge (2009-14)
5. 1517 Anthony Davis (1999-00)

SWOSU DEFENSIVE NOTES

- A 10-tackle game at Southeastern moved SWOSU senior LB Austin Loomis into the team lead with 44 tackles (25 solo, 19 assist) for the season
- Loomis also climbed two spots on SWOSU's NCAA era tackles list, moving into sixth place with 232 tackles, 18 away from the fifth-place spot which is currently occupied by Greg Franklin (249, 2005-08)

RECORD WATCH

**CAREER TACKLES
(NCAA DIVISION II ERA)**

1. 295 Conner Bays (2013-16)
2. 290 Michael Hart (2002-05)
3. 283 Ruzell McCoy (2005-08)
4. 282 Ryan Feller (2010-13)
5. 249 Greg Franklin (2005-08)
6. **232 Austin Loomis (2014-Pres.)**

- Dominic Blue and Gerald White each had eight tackles and combined for 2.5 tackles for loss at Southeastern
- Braden Sweet recorded his second sack of the season last Saturday and he's now SWOSU's team leader in the category
- SWOSU ranks eighth in the GAC in Scoring Defense (33.3 points per game) and sixth in Total Defense (392.2 yards per game) but have forced the third-most turnovers with 13 takeaways (six fumbles, seven interceptions) on the year

SWOSU SPECIAL TEAMS NOTES

- Trent Dennis knocked through his second field goal of the year on Saturday, hitting a 26-yard attempt late in the first half before missing his first kick of the season when a 31-yard try in the third quarter misfired
- Dennis is now 16-for-16 on extra point attempts and 2-for-3 on field goal opportunities in his freshman season
- JR Omigie and Jared Rayburn handled the bulk of return duties against Southeastern

LOOKING AHEAD

- SWOSU will play three of their final four games on the road, beginning next Saturday with a trip to Searcy to face Harding
- The following weekend, the Bulldogs head to Oklahoma Baptist before returning home for Homecoming against Southern Nazarene during the first weekend in November

SINGLE-GAME MILESTONES

10+ Tackles Austin Loomis (4) at East Central, 10/25/14 12 Southern Arkansas, 9/1/16 11 at Ouachita, 9/17/16 11 at Southern Arkansas, 9/16/17 10 at Southeastern Okla., 10/7/17 10 Dominic Blue (1) at Harding, 10/29/16 13	Kedron Banks (1) Southern Nazarene, 10/17/15 144	Cedric Cooper (1) East Central, 9/30/17 2
2+ Rushing Touchdowns Karltrell Henderson (10) at Southern Nazarene, 10/15/16 4 at Arkansas-Monticello, 9/10/16 3 Arkansas-Monticello, 9/12/15 2 Ouachita, 9/19/15 2 Southern Nazarene, 10/17/15 2 at Northwestern Okla., 11/14/15 2 at Ouachita, 9/17/16 2 at East Central, 10/8/16 2 Oklahoma Baptist, 10/20/16 2 at Harding, 10/29/16 2	2+ Receiving Touchdowns JR Omigie (1) Ouachita, 9/19/15 2 Jordan Jackson (1) East Central, 9/30/17 2	300-Yard Passing Games Casey Freeman (1) East Central, 9/30/17 314
100-Yard Rushing Games Karltrell Henderson (5) at Arkansas-Monticello, 9/10/16 170 at Northwestern Okla., 11/14/15 168 Ouachita, 9/19/15 152 at Southern Nazarene, 10/15/16 117 Southeastern, 10/1/16 116	3+ Passing Touchdowns Casey Freeman (1) East Central, 9/30/17 3 at Southeastern Okla., 10/7/17 3	



QUICK FACTS

School: Arkansas Tech University
 Location: Russellville, Ark.
 Founded: 1909
 Enrollment: 11,379
 Nickname: Wonder Boys
 School Colors: Green & Gold
 Field: Thone Stadium/Buerkle Field
 Playing Surface: Sprin turf
 Capacity: 6,500
 Conference: Great American Conference
 President: Dr. Robin Bowen
 Athletic Director: Steve Mullins

COACHING STAFF

Head Coach: Raymond Monica
 Record (at school): 27-24 (5th year)
 Record (Overall): 72-58 (12th year)
 Assistant Coaches:
 Kurt Corbin Co-Defensive Coordinator/DL
 Brent Dearmon Offensive Coordinator
 Chris Franklin Defensive Backs
 Raleigh Jackson Co-Defensive Coordinator
 Jared Haas Receivers
 Georgejo Milam Offensive Line
 Jason Boyles Strong Safeties
 Justin Brown Tight Ends/Fullbacks
 Richard Hutchings Graduate Assistant
 Brandon Keaton Graduate Assistant

**WONDER BOYS IN 2017
(4-2, 4-2 GAC)**

Date	Opponent	Time/Result
Aug. 31	#22 Southern Arkansas	W 28-21
Sept. 9	at #23 Henderson State	W 26-3
Sept. 16	Oklahoma Baptist	W 58-21
Sept. 23	at Southern Nazarene	W 52-0
Sept. 30	Ouachita	L 31-35
Oct. 7	at Arkansas-Monticello	L 45-46
Oct. 14	at SWOSU	2:00 pm
Oct. 21	Northwestern Okla.	2:00 pm
Oct. 28	at East Central	4:00 pm
Nov. 4	Southeastern Okla.	2:00 pm
Nov. 11	at Harding	2:00 pm

**SERIES HISTORY
(SWOSU LEADS 7-6)**

DATE	LOCATION	RESULT
1968	Russellville	L 7-21
10/1/88	Weatherford	W 6-0
9/30/89	Russellville	L 12-14
9/1/90	Weatherford	L 10-21
9/7/91	Russellville	W 20-23*
10/9/93	Russellville	W 46-22
10/8/94	Weatherford	L 20-24
11/5/11	Weatherford	W 23-20
10/13/12	Weatherford	L 37-45
9/14/13	Russellville	W 28-17
9/13/14	Weatherford	W 27-23
11/7/15	Russellville	W 28-14
11/5/16	Weatherford	L 20-24

* SWOSU win by forfeit
 All-Time: SWOSU Leads 7-6
 D2 Era: 4-2
 In Weatherford: 2-2
 In Russellville: 2-0

AFC Top 25 Poll
(Oct. 9, 2017)

#	Team (First-Place Votes)	Rec.	Pts.	Prev.
1.	Northwest Missouri St. (34)	6-0	850	1
2.	Shepherd	5-0	797	3
3.	Indiana (Pa.)	6-0	780	4
4.	Minnesota St.	6-0	750	5
5.	Indianapolis	6-0	688	7
6.	Midwestern St.	4-0	682	10
7.	Grand Valley St.	5-1	615	8
8.	Fort Hays State	6-0	600	11
9.	Slippery Rock	6-0	516	12
10.	Central Washington	6-0	507	13
11.	Texas A&M-Commerce	4-1	483	2
12.	Colorado St.-Pueblo	5-1	417	14
13.	Winona State	6-0	367	22
14.	Bowie State	6-0	358	19
15.	Ferris State	4-1	356	15
16.	Ashland	5-1	319	18
17.	Assumption	5-0	306	20
18.	Sioux Falls (S.D.)	5-1	287	6
19.	Southeastern Oklahoma St.	6-0	223	23
20.	Colorado Mesa	5-1	216	21
21.	Delta State	5-1	206	9
22.	West Georgia	5-1	175	25
23.	West Alabama	5-1	172	NR
24.	Wingate	5-0	88	NR
25.	Humboldt St. (Calif.)	4-1	82	17

Receiving Votes: California (Pa.), 43; Virginia St., 39; Washburn (Kan.), 35; Central Missouri, 22; West Chester (Pa.), 22; Azusa Pacific (Calif.), 18; Eastern New Mexico, 17; Catawba (N.C.), 10; Notre Dame (Ohio), 3; Arkansas Tech, 1.

D2Football.com Top 25 Poll
(Oct. 10, 2017)

#	Team	Rec.	Prev.
1	Northwest Missouri	6-0	1
2	IUP	6-0	3
3	Minnesota State	6-0	5
4	Grand Valley	5-1	7
5	Ashland	5-1	8
6	Shepherd	5-0	6
7	CSU-Pueblo	5-1	9
8	Midwestern State	4-0	11
9	Ferris State	4-1	10
10	Fort Hays	6-0	12
11	Texas A&M-Commerce	4-1	2
12	Indianapolis	6-0	13
13	Slippery Rock	6-0	15
14	Winona State	6-0	17
15	West Alabama	5-1	21
16	Central Washington	6-0	18
17	West Georgia	5-1	23
18	Sioux Falls	5-1	4
19	Bowie State	6-0	19
20	Delta State	5-1	14
21	Assumption	5-0	22
22	Washburn	5-1	25
23	Southeastern Oklahoma	6-0	NR
24	Central Missouri	4-2	NR
25	Wingate	5-0	NR

GREAT AMERICAN CONFERENCE STANDINGS

		GAC	Pct.	Overall Pct.	H	A	N	Strk	
1	Southeastern Oklahoma State	6-0	1.000	6-0	1.000	3-0	3-0	0-0	W6
2	Arkansas Tech	4-2	0.667	4-2	0.667	2-1	2-1	0-0	L2
	Ouachita	4-2	0.667	4-2	0.667	1-2	3-0	0-0	L1
	Southern Arkansas	4-2	0.667	4-2	0.667	3-0	1-2	0-0	W2
5	Arkansas-Monticello	3-3	0.500	3-3	0.500	2-1	1-2	0-0	W1
	Harding	3-3	0.500	3-3	0.500	1-2	2-1	0-0	W3
	Henderson State	3-3	0.500	3-3	0.500	0-3	3-0	0-0	W1
	Northwestern Oklahoma State	3-3	0.500	3-3	0.500	1-2	2-1	0-0	W1
	Southern Nazarene	3-3	0.500	3-3	0.500	0-3	3-0	0-0	L1
10	Southwestern Oklahoma State	2-4	0.333	2-4	0.333	1-2	1-2	0-0	L1
11	East Central	1-5	0.167	1-5	0.167	0-3	1-2	0-0	L5
12	Oklahoma Baptist	0-6	0.000	0-6	0.000	0-3	0-3	0-0	L6

This Week's #GACtion

October 12
Ouachita at Southern Nazarene 6:00 pm

October 14
Ark. Monticello at Okla. Baptist 1:00 pm
Arkansas Tech at SWOSU 2:00 pm
Henderson St. at Southeastern 2:00 pm
Harding at Northwestern 2:00 pm
Southern Arkansas at East Central 2:00 pm

Upcoming Schedule

October 21
Oklahoma Baptist at Ouachita 1:00 pm
SWOSU at Harding 2:00 pm
East Central at Henderson State 2:00 pm
Southern Naz. at Ark.-Monticello 2:00 pm
Northwestern Okla. at Ark. Tech 2:00 pm
Southeastern at Southern Arkansas 2:30 pm

Last Week's Results

Harding def. Ouachita, 31-28
Henderson State def. Okla. Baptist, 14-13
Southern Ark. def. Southern Nazarene, 27-15
Northwestern Okla. def. East Central, 38-20
Southeastern def. SWOSU, 31-24
Ark.-Monticello def. Arkansas Tech 46-45

GAC PLAYERS OF THE WEEK

OFFENSE

Week	Player
1 (Sept. 4)	Noah Holle, QB, ECU
2 (Sept. 11)	Cole Sears, QB, UAM Jacob Spady, QB, SNU
3 (Sept. 18)	Isiah Weed, QB, NWOSU
4 (Sept. 25)	Evan Lassiter, QB, HSU
5 (Oct. 2)	Drew Harris, WR, OUA Barrett Renner, QB, SAU
6 (Oct. 9)	Jalen Tolliver, WR, UAM Isiah Weed, QB, NWOSU

DEFENSE

Week	Player
1 (Sept. 4)	Sheldon Watson, S, HSU
2 (Sept. 11)	Cua' Rose, DB, ATU
3 (Sept. 18)	Davondrick Lison, DL, SAU Jeremy Jackson, DB, UAM
4 (Sept. 25)	Justin Young, LB, SE
5 (Oct. 2)	Derrick Carmouche, DB, SNU
6 (Oct. 9)	Maurice Wright, DB, NWOSU
7 (Oct. 16)	
8 (Oct. 23)	
9 (Oct. 30)	
10 (Nov. 6)	
11 (Nov. 13)	

SPECIAL TEAMS

Week	Player
1 (Sept. 4)	Dominic Blue, LB, SWOSU
2 (Sept. 11)	Davondrick Lison, DL, SAU
3 (Sept. 18)	Carlos Anguiano, K/P, SNU
4 (Sept. 25)	Brayden Stringer, PR, ATU
5 (Oct. 2)	Joel Carlos, P/K, SE
6 (Oct. 9)	Tristan Parsley, K/P, HU
7 (Oct. 16)	
8 (Oct. 23)	
9 (Oct. 30)	
10 (Nov. 6)	
11 (Nov. 13)	

HEAD COACH DAN COCANNOUER



SWOSU alum **Dan Cocannouer** enters his ninth season as the head coach of the Southwestern Oklahoma State football team in 2017, where he has led his alma mater to a record of 34-53 since returning in Weatherford prior to the 2009 season.

Cocannouer earned three Coach of the Year awards in 2015 after leading the Bulldogs to the Live United Texarkana Bowl, garnering the award from the Great American Conference, American Football Coaches Association (AFCA) for Region 4 and OklahomaSports.Net for all small colleges throughout the state. He enters

the 2017 season with 34 career wins, which ranks him fourth all-time among SWOSU Football coaches.

Cocannouer has led the Bulldogs to a winning record twice in his tenure, going 6-5 in 2013 and 8-4 in 2015, and his teams have won at least five games in four of his eight seasons. He bettered the Bulldogs win-loss total in each of his first three seasons, improving his team from 1-10 in his inaugural season to 5-6 in 2011, their first season in the GAC.

Prior to coming back to SWOSU, Cocannouer had spent 25 seasons as a high school head coach in the state of Oklahoma, establishing a reputation as one of the most prominent and well-respected coaching leaders in the state. He came to SWOSU after eight years at Edmond Santa Fe High School where he compiled a 70-26 record (.729 winning percentage) and led the Wolves to the Class 6A finals in 2003.

His other high school stops included lead high school programs at John Marshall, Chandler, Alva, Pauls Valley and Walters High Schools. All total, he has coached more than 36 years, including the last 30 as a head coach. He led five different schools to the state playoffs and served on the Oklahoma Football Coaches Association (OFCA) Advisory Board for several years and he is a past President of the Oklahoma Coaches Association (OCA) and the OFCA. With his prep success came the opportunity to coach in numerous all-star games, including the Oklahoma All-State game (1988), Jim Thorpe Classic (2000, 2002), Oil Bowl (1997-98) and Enid Shriner All-Star Game (1992-96).

Cocannouer played at SWOSU from 1974-77 under legendary head coach Otis Delaporte, helping the Bulldogs to conference titles in 1974 and 1977. He was a senior leader on the Bulldog team that won a school-record 11 games and finished as the NAIA National Runner-up in 1997 after playing in the Apple Bowl at the Seattle Kingdome. By returning to lead his alma mater, he became the first SWOSU graduate to lead the Bulldogs since Joe Metcalf did the same from 1952-57.

Cocannouer holds two degrees from SWOSU. He earned a bachelor's degree in Health and Physical Education in 1978 before serving as a graduate assistant for the Bulldog football team while until he earned a master's degree in Education in 1983. He also later obtained a secondary administrative certificate from Northwestern Oklahoma State in 1996.

Dan is a native of Tuttle, Oklahoma. The Cocannouer family lost their beloved wife and mother, Jeri Lyn, in early August 2015. She now has the best seat in all stadiums to cheer on the Bulldogs! They have two adult daughters and son-in-laws: Cory and Janie Pence of Dallas, and Colton and Josie Blackburn of Edmond along with two grandsons.

PERSONAL

Name	Dan Cocannouer
Born	May 31, 1956
Hometown	Tuttle, Okla.
High School	Tuttle HS, 1974
College	SWOSU
	BS, Health & Physical Education, 1978
	M. Ed., in Education, 1983

COACHING EXPERIENCE

2009-Present	Head Coach	SWOSU
2001-08	Head Coach	Edmond Santa Fe HS
1999-00	Head Coach	John Marshall HS
1997-99	Head Coach	Chandler HS
1994-96	Head Coach/Athletic Director	Alva HS
1992-94	Head Coach/Athletic Director	Pauls Valley HS
1991-92	Offensive Coordinator	Comanche HS
1984-90	Head Coach	Walters HS
1979-84	Assistant Coach	Altus HS/JH
1978	Assistant Coach	Watonga HS
1978-79	Graduate Assistant	SWOSU

COACHING AWARDS

2015	Great American Conference Coach of the Year
2015	AFCA Region 4 Coach of the Year
2015	HERO Sports Region 3 Coach of the Year
2015	OSN Small College Coach of the Year
2015	Oklahoma Coaches Association Hall of Fame

HEAD COACHING RECORD

Year	School	Record	Conf.	Finish
2009	SWOSU	1-10	1-4	5th/LSC
2010	SWOSU	3-8	3-3	T-3rd/LSC
2011	SWOSU	5-6	3-5	7th/GAC
2012	SWOSU	3-7	2-6	T-7th/GAC
2013	SWOSU	6-5	6-4	T-4th/GAC
2014	SWOSU	3-7	3-7	T-7th/GAC
2015	SWOSU	8-4	8-3	T-2nd/GAC
2016	SWOSU	5-6	5-6	7th/GAC
2017	SWOSU	2-4	2-4	
Totals		36-57	33-43	(.387)

RECORD VS. OPPONENTS

Opponent	Record	Last
Abilene Christian	0-1	2010
Angelo State	0-1	2009
Arkansas-Monticello	4-3	2017
Arkansas Tech	4-2	2016
Central Oklahoma	2-3	2015
East Central	5-4	2017
Eastern New Mexico	1-1	2010
Emporia State	0-2	2010
Harding	2-4	2016
Henderson State	1-6	2017
Midwestern State	0-1	2010
Northeastern State	0-3	2011
Northwestern Okla.	4-1	2016
Oklahoma Baptist	2-0	2016
Ouachita Baptist	1-6	2017
Panhandle State	0-1	2009
Southern Arkansas	1-6	2017
Southern Nazarene	5-0	2016
Southeastern Okla.	3-6	2017
Stephen F. Austin	0-1	2012
Tarleton State	0-2	2013
Texas A&M-Commerce	1-1	2010
Texas A&M-Kingsville	0-1	2010
West Texas A&M	0-2	2010

2017 GAME NOTES • ARKANSAS TECH (4-2, 4-2 GAC) AT SWOSU (2-4, 2-4 GAC)

No	Name	Pos.	#	Name	Pos.	Ht.	Wt.	Yr.	Hometown (Previous School)
14	Antoine Albert	DB	1	Colin Watford	QB	6-1	215	R-Fr.	Prague, Okla. (Prague HS)
19	Marcus Anderson II	RB	2	Trey Gooch	QB	6-5	230	Fr.	Oklahoma City, Okla. (Putnam City West HS)
93	Jakeldon Babers	DL	3	BJ Kellogg	DB	5-10	190	Sr.	North Minneapolis, Minn. (Rochester CC)
24	Kedron Banks	RB	4	Adrian Williams	WR	5-7	150	Fr.	Port Arthur, Texas (Port Arthur Memorial HS)
	Tate Beuthien	OL	5	Jared Rayburn	WR	5-10	180	R-Jr.	Edmond, Okla. (Deer Creek HS)
	Hunter Bigelow	LB	6	Casey Freeman	QB	6-2	185	R-So.	Newcastle, Okla. (Newcastle HS)
56	Justin Bigelow	OL	7	Karltrrell Henderson	RB	5-11	205	Jr.	Moore, Okla. (Southmoore HS)
	Jaimarian Biscoe	RB	8	JR Omigie	WR	6-2	175	Jr.	Arlington, Texas (Martin HS)
73	Kevin Blessing	OL	9	Cedric Cooper	RB	5-11	180	Jr.	Seattle, Wash. (Santa Barbara City College)
35	Dominic Blue	DB	10	Jaytron Phillips	LB	6-0	200	So.	Fort Worth, Texas (Chisholm Trail HS)
	Joel Blumenthal	QB	11	Tyler Marr	QB	6-3	195	So.	Beggs, Okla. (Beggs HS)
85	Kameron Bradley	TE	12	Wilbur Young	DB	6-1	180	Jr.	Baltimore, Md. (Hartnell College)
68	Elijah Britton	OL	13	Marcellous Dowell	WR	6-3	190	So.	Cache, Okla. (Cache HS)
95	Austin Brown	DL	14	Antoine Albert	DB	6-1	180	Sr.	Oakland, Calif. (California-Berkeley)
81	Jordan Bryant	WR	15	Zach Hill	WR	6-4	220	R-Jr.	Blanchard, Okla. (Central Oklahoma)
	Greydon Buhlig	TE	16	Dalton Jackson	K/P	5-11	165	Sr.	Willis, Texas (Willis HS)
59	Colten Buie	DL	17	Dylan Power	TE	6-5	225	R-Sr.	North Las Vegas, Nev. (Menlo College)
31	Kendall Burt	RB	18	Sheldon Wilson	RB	5-11	190	Sr.	Anadarko, Okla. (Northeastern Oklahoma A&M)
	Courtland Clark	DB	19	Marcus Anderson II	RB	5-10	210	Jr.	Killeen, Texas (Navarro College)
77	Tristyn Close	OL	20	Nick Ward	DB	6-2	210	Sr.	Moore, Okla. (Wofford College)
33	Julian Cole	LB	21	Clay Wilkerson	LB	6-0	215	Jr.	Rockwall, Texas (Rockwall-Heath HS)
9	Cedric Cooper	RB	22	Daylan Dial	DB	6-0	205	Sr.	Frisco, Texas (Frisco Heritage HS)
43	Dalton Cooper	LB	23	Terry McMillon	DB	6-2	195	Jr.	Daytona, Fla. (Fort Scott CC)
44	Malcolm Davis	LB	24	Kedron Banks	RB	5-9	180	R-Jr.	Richardson, Texas (Proctor Academy)
51	Dalton Dawson	LB	25	Jelani Heath	DB	5-11	165	So.	Carrollton, Texas (Hebron HS)
38	Trent Dennis	K	26	Skye Singleton	DB	6-1	185	So.	Fort Worth, Texas (Arlington Heights HS)
22	Daylan Dial	DB	28	Diondre Scott	DB	6-0	170	Fr.	Ardmore, Okla. (Ardmore HS)
13	Marcellous Dowell	WR	29	Darion Richards	DB	5-10	155	Fr.	Mustang, Okla. (Mustang HS)
37	Jaylen Ellis	DB	30	Braden Sweet	DB	5-10	195	So.	Perry, Okla. (Perry HS)
91	Anthony Escobar	DL	31	Kendall Burt	RB	6-1	185	Fr.	Arlington, Texas (Lamar HS)
	Jordan Finn	OL	32	Tony Johnson	DB	5-10	170	Fr.	Arlington, Texas (Mansfield Summit HS)
99	Tyler Follis	DL	33	Julian Cole	LB	6-1	220	R-Sr.	Kansas City, Kan. (Fort Scott CC)
6	Casey Freeman	QB	35	Dominic Blue	DB	6-1	210	Jr.	Roland, Okla. (Muldrow HS)
72	Blake Furman	OL	36	Darrien Mack	DB	5-8	165	Fr.	Moore, Okla. (Southmoore HS)
	Quinton Gale	DB	37	Jaylen Ellis	DB	5-11	170	Fr.	Dallas, Texas (Allen HS)
89	Corey Ganz	TE	38	Trent Dennis	K	5-7	160	Fr.	Muskogee, Okla. (Muskogee HS)
52	Jermaine Gardner	LB	39	Gerald White	DB	5-8	165	So.	Tipton, Okla. (Tipton HS)
50	Derrick Gibbs	DL	40	Riley Julian	DL	6-2	225	R-Fr.	Marlow, Okla. (Marlow HS)
2	Trey Gooch	QB	41	Tyreik Lusk	DL	6-2	235	So.	Arlington, Texas (The Colony HS)
98	Jarvis Graham	DL	42	Cory Wilkerson	LB	5-10	195	R-Fr.	Rockwall, Texas (Rockwall-Heath HS)
64	Bo Granger	DL	43	Dalton Cooper	LB	6-0	205	R-Fr.	Tuttle, Okla. (Tuttle HS)
79	Parrish Grant	OL	44	Malcolm Davis	LB	6-3	215	So.	Fort Worth, Texas (Brewer HS)
90	Jonathan Harris	DL	45	Pierce Warn	LS	5-8	180	Fr.	Lawton, Okla. (Lawton HS)
49	TJ Harris	DL	46	Johnson Miller	LB	5-11	215	So.	Bethany, Okla. (Oklahoma City Legion)
25	Jelani Heath	DB	47	Zach Moore	LS	6-0	210	Jr.	Kingfisher, Okla. (Kingfisher HS)
7	Karltrrell Henderson	RB	48	Stone Ramsey	TE	6-4	230	Fr.	Dallas, Texas (Bryan Adams HS)
	Jason Hessler	DL	49	TJ Harris	DL	6-2	225	Jr.	Midfield, Ala. (Garden City CC)
15	Zach Hill	WR	50	Derrick Gibbs	DL	6-1	230	Jr.	Kansas City, Kan. (Highland CC)
	Kevin Ixpanel	OL	51	Dalton Dawson	LB	6-2	215	Fr.	Edmond, Okla. (Deer Creek HS)
16	Dalton Jackson	K/P	52	Jermaine Gardner	LB	6-1	215	Fr.	Dallas, Texas (Terrell HS)
84	Jordan Jackson	WR	53	Garrett Kilpatrick	DB	6-1	185	Fr.	Yukon, Okla. (Mustang HS)
92	Rashad Jackson	DL	54	Austin Loomis	LB	6-1	240	Sr.	Edmond, Okla. (Deer Creek HS)
62	Jonathan Jensen	OL	55	Karber Miller	LB	6-2	220	Fr.	Bethany, Okla. (Bethany HS)
86	Beau Jinkens	WR	56	Justin Bigelow	OL	6-0	275	Jr.	Denison, Texas (Denison HS)
97	Dejai Johnson	DL	57	Paul Moore	K	5-10	185	Fr.	Christoval, Texas (Christoval HS)
96	Dustin Johnson	DL	58	Reggie Mayes, Jr.	DL	6-1	240	R-Fr.	Tulsa, Okla. (Washington HS)
32	Tony Johnson	DB	59	Colten Buie	DL	6-3	275	So.	San Angelo, Texas (Christoval HS)
40	Riley Julian	DL	60	Brock Mason	OL	6-1	270	Fr.	Tuttle, Okla. (Tuttle HS)
			61	Charles Mosley	LB	6-1	215	Fr.	Chickasha, Okla. (Chickasha HS)
			62	Jonathan Jensen	OL	6-2	300	Jr.	Hutchinson, Kan. (Garden City CC)
			63	Devin Stentz	DL	6-2	225	Fr.	Lipan, Texas (Brock HS)
			64	Bo Granger	DL	6-0	250	Fr.	Anadarko, Okla. (Anadarko HS)
			65	Onosai Pule	OL	6-3	285	Jr.	Pago Pago, American Samoa (Wentworth Military)

2017 GAME NOTES • ARKANSAS TECH (4-2, 4-2 GAC) AT SWOSU (2-4, 2-4 GAC)

#	Name	Pos.	Ht.	Wt.	Yr.	Hometown (Previous School)
66	Wyatt Whitmarsh	OL	6-6	265	R-Fr.	Oklahoma City, Okla. (Lindenwood)
67	Brycen Lowe	OL	6-4	285	Fr.	Muldrow, Okla. (Muldrow HS)
68	Elijah Britton	OL	6-5	330	So.	Keller, Texas (Keller Central HS)
69	Ace McMahan	OL	6-1	275	Jr.	Ringling, Okla. (Ringling HS)
70	Trey Rodgers	OL	6-4	270	Fr.	Spiro, Okla. (Spiro HS)
71	Chandler Pavlik	OL	6-7	320	R-Fr.	Fort Worth, Texas (Chisholm Trail HS)
72	Blake Furman	OL	6-2	275	Fr.	San Angelo, Texas (San Angelo Central HS)
73	Kevin Blessing	OL	6-2	310	Sr.	Flower Mound, Texas (Marcus HS)
74	Garrett Luke	OL	6-3	285	Sr.	Willis, Texas (Willis HS)
75	Seth Lawrence	OL	6-4	270	Fr.	Madill, Okla. (Madill HS)
76	Brandon Roe	OL	6-3	285	Jr.	Choctaw, Okla. (Choctaw HS)
77	Tristyn Close	OL	6-7	385	So.	Stroud, Okla. (Stroud HS)
78	Robert Ricks	OL	6-3	290	Jr.	San Jose, Calif. (West Hills College)
79	Parrish Grant	OL	6-3	320	Sr.	Stockton, Calif. (San Joaquin Delta College)
80	Jordan Rolin	WR	6-2	175	R-Fr.	Purcell, Okla. (Purcell HS)
81	Jordan Bryant	WR	6-2	200	R-Fr.	Crandall, Texas (Crandall HS)
82	Kellan Smith	WR	6-1	190	R-Fr.	Hobart, Okla. (Hobart HS)
83	Eddie Thomas IV	WR	5-10	195	Jr.	North Richland Hills, Texas (Panhandle State)
84	Jordan Jackson	WR	6-4	205	Jr.	Oakland, Calif. (Santa Rosa JC)
85	Kameron Bradley	TE	6-4	240	Jr.	Chico, Calif. (Butte College)
86	Beau Jinkens	WR	6-0	175	R-Fr.	Kingfisher, Okla. (Panhandle State)
87	Alex Ramirez	TE	6-2	220	So.	Fort Worth, Texas (Brewer HS)
88	Saivion McCauley	WR	6-1	200	R-Fr.	Dallas, Texas (Hillcrest HS)
89	Corey Ganz	TE	6-6	245	So.	Enid, Okla. (Enid HS)
90	Jonathan Harris	DL	6-0	275	R-Fr.	Tulsa, Okla. (Washington HS)
91	Anthony Escobar	DL	6-1	255	Fr.	Arlington, Texas (Mansfield Summit HS)
92	Rashad Jackson	DL	6-5	260	Sr.	Titusville, Fla. (Fort Scott CC)
93	Jakeldon Babers	DL	6-1	220	Sr.	Frisco, Texas (Frisco Heritage HS)
94	Bailey McKay	DL	6-0	245	Jr.	Claremore, Okla. (Sequoyah HS)
95	Austin Brown	DL	6-1	230	Fr.	Mustang, Okla. (Mustang HS)
96	Dustin Johnson	DL	6-3	235	Sr.	Taylor, Texas (Taylor HS)
97	Dejai Johnson	DL	5-11	260	Jr.	Midwest City, Okla. (Midwest City HS)
98	Jarvis Graham	DL	6-4	305	So.	North Lauderdale, Fla. (Northwestern Okla.)
99	Tyler Follis	DL	6-3	305	Sr.	Edmond, Okla. (Deer Creek HS)
	Tate Beuthien	OL	6-4	300	So.	Era, Texas (Era HS)
	Hunter Bigelow	LB	6-1	200	Fr.	Denison, Texas (Denison HS)
	Jaimarian Biscoe	RB	5-10	200	Fr.	Crowley, Texas (Crowley HS)
	Joel Blumenthal	QB	6-1	200	Sr.	Edmond, Okla. (Northwestern State)
	Greydon Buhlig	TE	6-5	230	Fr.	Elgin, Okla. (Elgin HS)
	Courtland Clark	DB	5-8	170	Fr.	Arlington, Texas (Seguin HS)
	Jordan Finn	OL	6-2	260	Fr.	Moore, Okla. (Westmoore HS)
	Quinton Gale	DB	5-11	175	Jr.	Arlington, Texas (Seguin HS)
	Jason Hessler	DL	6-5	320	Fr.	Galveston, Texas (Ball HS)
	Kevin Ixpanel	OL	6-2	225	Fr.	Haltom City, Texas (Haltom City HS)
	Nikolas Lee	WR	6-2	195	Fr.	Detroit, Mich. (Loyola HS)
	Jermaine Mask	RB	5-9	180	Fr.	Dallas, Texas (Bishop Lynch HS)
	Chamberlen Parker	DL	6-4	220	Fr.	Arlington, Texas (Mansfield Timberview HS)
	Micah Phillips	DB	6-0	180	Fr.	Dallas, Texas (Kimball HS)
	Da'Sean Randle	DL	6-3	285	Fr.	Clinton, Okla. (Putnam City North HS)
	Ethan Savoy	DB	6-0	200	Jr.	Douglass, Kan. (Fort Scott CC)
	Relijah Sherman	LB	5-11	190	Fr.	Midwest City, Okla. (Carl Albert HS)

No	Name	Pos.
3	BJ Kellogg	DB
53	Garrett Kilpatrick	DB
75	Seth Lawrence	OL
	Nikolas Lee	WR
54	Austin Loomis	LB
67	Brycen Lowe	OL
74	Garrett Luke	OL
41	Tyreik Lusk	DL
36	Darrien Mack	DB
11	Tyler Marr	QB
	Jermaine Mask	RB
60	Brock Mason	OL
58	Reggie Mayes, Jr.	DL
88	Saivion McCauley	WR
94	Bailey McKay	DL
69	Ace McMahan	OL
23	Terry McMillon	DB
46	Johnson Miller	LB
55	Karber Miller	LB
57	Paul Moore	K
47	Zach Moore	LS
61	Charles Mosley	LB
8	JR Omigie	WR
	Chamberlen Parker	DL
71	Chandler Pavlik	OL
10	Jaytron Phillips	LB
	Micah Phillips	DB
17	Dylan Power	TE
65	Onosai Pule	OL
87	Alex Ramirez	TE
48	Stone Ramsey	TE
	Da'Sean Randle	DL
5	Jared Rayburn	WR
29	Darion Richards	DB
78	Robert Ricks	OL
70	Trey Rodgers	OL
76	Brandon Roe	OL
80	Jordan Rolin	WR
	Ethan Savoy	DB
28	Diondre Scott	DB
	Relijah Sherman	LB
26	Skye Singleton	DB
82	Kellan Smith	WR
63	Devin Stentz	DL
30	Braden Sweet	DB
83	Eddie Thomas IV	WR
20	Nick Ward	DB
45	Pierce Warn	LS
1	Colin Watford	QB
39	Gerald White	DB
66	Wyatt Whitmarsh	OL
21	Clay Wilkerson	LB
42	Cory Wilkerson	LB
4	Adrian Williams	WR
18	Sheldon Wilson	RB
12	Wilbur Young	DB

PRONUNCIATION GUIDE

No.	Name	Pronunciation	No.	Name	Pronunciation
78	Tate BEUTHIEN	bee-OOTH-ee-un	41	TYRIEK Lusk	tie-REEK
59	Colten BUIE	BOO-E		SAIVION McCauley	SIE-vee-on
1	Joel BLUMENTHAL	BLUE-men-thall	8	JR OMIGIE	oh-ME-gee
7	KARLTRELL Henderson	car-TRELL	65	ONOSAI PULE	oh-no-SIGH POO-lay
97	DEJAI Johnson	DEE-Jay	2	Ethan SAVOY	suh-VOY

2017 GAME NOTES • ARKANSAS TECH (4-2, 4-2 GAC) AT SWOSU (2-4, 2-4 GAC)

ARKANSAS TECH DEPTH CHART

SWOSU DEPTH CHART

OFFENSE

QB	12	Ty Reasnor	6-2	204	Sr.	Cashion, Okla.
	18	Cale Fulson	6-3	175	Fr.	Russellville, Ark.
HB	26	Chris Eastburn	6-0	244	Jr.	Pearcy, Ark.
	42	Jerry Ewing	5-11	249	So.	Green Forest, Ark.
TB	25	Bryan Allen	5-11	191	Jr.	Forrest City, Ark.
	20	Braden Stringer	5-7	188	Sr.	Blanchard, Okla.
TE	85	Austin McNeely	6-5	216	R-Fr.	Pottsville, Ark.
	23	Royce Finley	6-0	205	Sr.	Las Vegas, Nev.
WR	2	Jakob Dean	5-10	190	Jr.	Norman, Okla.
	3	Terrez Hampton	6-0	193	Jr.	Warren, Ark.
WR	19	J.V. Davis	6-0	193	Jr.	Benton, Ark.
	82	Drew Wade	5-8	158	Fr.	Pine Bluff, Ark.
LT	78	Trey Bradley	6-4	270	Jr.	Conway, Ark.
	76	Denton Foster	6-2	261	Fr.	Fayetteville, Ark.
LG	72	Mitch Williams	6-0	317	Sr.	Bentonville, Ark.
	51	Drew Turner	6-4	315	So.	Russellville, Ark.
C	56	Mason Minnix	6-2	294	So.	Tulsa, Okla.
	73	Madison Shelton	6-3	284	Fr.	Jacksonville, Ark.
RG	60	Myron Pruitt	6-0	317	Sr.	Arlington, Texas
	77	Sam Williams	6-3	317	R-Fr.	Batesville, Ark.
RT	79	Cole Fritschen	6-6	322	So.	Bryant, Ark.
	54	Toriaun Samuels	6-2	296	Sr.	Hazlehurst, Miss.

OFFENSE

WR	8	J.R. Omigie	6-2	175	Jr.	Arlington, Texas
	84	Jordan Jackson	6-4	205	Jr.	Oakland, Calif.
WR	5	Jared Rayburn	5-10	180	R-Jr.	Edmond, Okla.
	82	Kellan Smith	6-1	190	R-Fr.	Hobart, Okla.
LT	74	Garrett Luke	6-3	285	Sr.	Willis, Texas
	71	Chandler Pavlik	6-7	320	R-Fr.	Fort Worth, Texas
LG	76	Brandon Roe	6-3	285	Jr.	Choctaw, Okla.
	79	Parrish Grant	6-3	320	Jr.	Stockton, Calif.
C	56	Justin Bigelow	6-0	275	Jr.	Denison, Texas
	69	Ace McMahan	6-1	275	Jr.	Ringling, Okla.
RG	73	Kevin Blessing	6-2	310	Sr.	Flower Mound, Texas
	77	Tristyn Close	6-7	385	So.	Stroud, Okla.
RT	68	Elijah Britton	6-5	335	So.	Keller, Texas
	78	Robert Ricks	6-3	290	Jr.	San Jose, Calif.
TE	17	Dylan Power	6-5	225	Sr.	North Las Vegas, Nev.
	15	Zach Hill	6-4	220	R-Jr.	Blanchard, Okla.
RB	9	Cedrick Cooper	5-11	180	Jr.	Seattle, Wash.
	7	Karltrill Henderson	5-11	205	Jr.	Moore, Okla.
QB	6	Casey Freeman	6-2	185	R-So.	Newcastle, Okla.
	11	Tyler Marr	6-3	195	So.	Beggs, Okla.
WR	13	Marcellous Dowell	6-3	190	So.	Cache, Okla.
	83	Eddie Thomas	5-10	195	Jr.	N. Richland Hills, Texas

DEFENSE

DE	44	Harrison Lester	6-2	259	Jr.	Clinton, Ark.
	53	Jared Loftis	6-0	242	Jr.	Dallas, Texas
DT	52	Hakeem Enis	5-11	240	Fr.	Decatur, Ga.
	49	Tre Chism	5-11	273	R-Fr.	Little Rock, Ark.
NG	75	Byron Pruitt	6-0	317	Sr.	Arlington, Texas
	33	Dylan Davis	6-2	280	Jr.	Hurley, Miss.
BAN	39	Brian Scott	6-3	242	Jr.	Nacogdoches, Texas
	34	Jerry Henry	6-1	222	Jr.	Osceola, Ark.
MLB	27	Seth Culp	6-1	260	Sr.	Temple, Texas
	50	Eric McPherson	5-11	218	Sr.	Jackson, Miss.
WLB	40	K.J. Reid	6-1	219	Jr.	Texarkana, Ark.
	48	Gio Williams	6-1	210	Fr.	Denton, Texas
SS	5	Darryn Cain	5-10	195	So.	Houston, Texas
	21	Deeandra Ervin	5-11	180	Fr.	Daphne, Ala.
ROV	8	Cua' Rose	5-10	183	Jr.	McGehee, Ark.
	23	Andrew Craig	6-0	197	Jr.	Corinth, Texas
FS	4	Jordan Hill	5-11	189	Jr.	Mesquite, Texas
	1	Kristen Trammell	5-9	181	Jr.	Pine Bluff, Ark.
CB	6	Mike Sherwood	5-10	178	Sr.	Atlanta, Ga.
	9	Jarrett Clayton	5-10	192	Sr.	Memphis, Tenn.
CB	13	Jandt Weary	5-11	179	Jr.	Mesquite, Texas
	24	Dio Williams	6-1	188	Fr.	Denton, Texas

DEFENSE

DE	41	Tyriek Lusk	6-2	235	So.	Arlington, Texas
	96	Dustin Johnson	6-3	235	Sr.	Taylor, Texas
DT	97	Dejai Johnson	5-11	260	Jr.	Midwest City, Okla.
	99	Tyler Follis	6-2	320	Sr.	Edmond, Okla.
NG	59	Colten Buie	6-3	275	So.	San Angelo, Texas
	98	Jarvis Graham	6-4	305	So.	N. Lauderdale, Fla.
DE	49	TJ Harris	6-2	225	Jr.	Midfield, Ala.
	94	Bailey McKay	6-0	245	Jr.	Claremore, Okla.
LB	35	Dominic Blue	6-1	210	Jr.	Roland, Okla.
	21	Clay Wilkerson	6-0	215	Jr.	Rockwall, Texas
LB	54	Austin Loomis	6-1	240	Sr.	Edmond, Okla.
	44	Malcolm Davis	6-3	215	So.	Fort Worth, Texas
DAWG	30	Braden Sweet	5-10	195	So.	Perry, Okla.
	10	Jaytron Phillips	6-0	200	So.	Fort Worth, Texas
CB	32	Tony Johnson	5-10	170	Fr.	Arlington, Texas
	29	Darion Richards	5-10	155	Fr.	Mustang, Okla.
FS	37	Jaylen Ellis	5-11	170	Fr.	Dallas, Texas
	23	Terry McMillon	6-2	195	Jr.	Daytona, Fla.
SS	39	Gerald White	5-8	165	So.	Tipton, Okla.
	20	Nick Ward	6-2	210	Sr.	Moore, Okla.
CB	14	Antoine Albert	6-1	180	Sr.	Oakland, Calif.
	25	Jelani Heath	5-11	165	So.	Carrollton, Texas

SPECIAL TEAMS

PK	47	Eric Perez	5-11	181	Sr.	Green Forest, Ark.
	12	Ty Reasnor	6-2	204	Sr.	Cashion, Okla.
P	81	Clayton Watson	6-3	220	Sr.	Green Forest, Ark.
	12	Ty Reasnor	6-2	204	Sr.	Cashion, Okla.
LS	63	Brady Barbay	6-1	282	Jr.	Coldspring, Texas
	67	Harrison Wade	6-0	181	So.	Malvern, Ark.
HLD	81	Clayton Watson	6-3	220	Sr.	Green Forest, Ark.
KR	20	Braden Stringer	5-7	188	Sr.	Blanchard, Okla.
	13	Jandt Weary	5-11	179	Jr.	Mesquite, Texas
PR	20	Braden Stringer	5-7	188	Sr.	Blanchard, Okla.

SPECIAL TEAMS

K	38	Trent Dennis	5-7	160	Fr.	Muskogee, Okla.
	16	Dalton Jackson	5-11	165	Sr.	Willis, Texas
P	16	Dalton Jackson	5-11	165	Sr.	Willis, Texas
	38	Trent Dennis	5-7	160	Fr.	Muskogee, Okla.
LS	47	Zach Moore	6-0	220	Jr.	Kingfisher, Okla.
H	11	Tyler Marr	6-3	195	So.	Beggs, Okla.
KR	9	Cedric Cooper	5-11	180	Jr.	Seattle, Wash.
	5	Jared Rayburn	5-10	180	Jr.	Edmond, Okla.
PR	83	Eddie Thomas	5-10	195	Jr.	N. Richland Hills, Texas
	9	Cedric Cooper	5-11	180	Jr.	Seattle, Wash.

The Last Time it Happened for SWOSU

400+ Passing Yards
 Marc Evans (414) - Oct. 8, 2016 at East Central

300-399 Passing Yards
 Casey Freeman (314) - Sept. 30, 2017 vs. East Central

40+ Pass Attempts
 Casey Freeman (41) - Sept. 23, 2017 vs. Henderson State

4+ TD passes
 Marc Evans (4) - Nov. 12, 2016 vs. Northwestern Okla.

30+ Completions
 Marc Evans (30) - Dec. 5, 2015 vs. Central Okla.

200+ Rushing Yards
 Aaron Wilson (289) - Nov. 3, 2012 vs. Arkansas-Monticello

150-199 Rushing Yards
 Karltrell Henderson (170) - Sept. 10, 2016 at Arkansas-Monticello

100-149 Rushing Yards
 Kenneth Martey (133) - Nov. 12, 2016 vs. Northwestern Okla.

20+ Rushing Attempts
 Karltrell Henderson (20) - Sept. 9, 2017 vs. Ouachita

3+ Rushing TDs
 Karltrell Henderson (4) - Oct. 15, 2016 at Southern Nazarene

Rush of 50+ Yards
 Kenneth Martey (64) - Nov. 12, 2016 vs. Northwestern Okla.

200+ Receiving Yards
 Danny Howard (248) - Oct. 29, 2005 at Northeastern State

150-199 Receiving Yards
 Ryan Corbin (164) - Oct. 18, 2013 at Southeastern Okla.

100-149 Receiving Yards
 D.J. Jones (102) - Nov. 12, 2016 vs. Northwestern Okla.

10+ Receptions
 Ryan Corbin (11) - Nov. 9, 2013 at Tarleton State

3+ Receiving Touchdowns
 Ryan Corbin (3) - Oct. 18, 2013 at Southeastern Okla.

50+ Yard Reception
 Jordan Jackson from Casey Freeman (55) - Sept. 23, 2017 vs. East Central

3 Interceptions
 Terrance Franklin - Sept. 15, 2012 vs. East Central

2 Interceptions
 Kevin Joseph - Sept. 1, 2016 vs. Southern Arkansas

Interception Returned for Touchdown
 Conner Bays (41 yards) - Oct. 24, 2015 at Oklahoma Baptist

Fumble Returned for Touchdown
 Brandon Wicks (43 yards) - Sept. 15, 2007 vs. Panhandle State
 Greg Franklin (25 yards) - Sept 15, 2007 vs. Panhandle State

Safety Forced
 Team (Blocked Punt by Tanner Thompson) - Sept. 5, 2015 at Southern Arkansas

20+ Tackles
 Mark Patterson (22) - Sept. 9, 1997 at Eastern New Mexico

15-19 Tackles
 Conner Bays (16) - Sept. 24, 2016 vs. Henderson State

10-14 Tackles
 Austin Loomis (10) - Oct. 7, 2017 at Southeastern Okla.

3+ Sacks
 TJ Harris (3.0) - Nov. 12, 2016 vs. Northwestern Okla.

5+ Tackles for Loss
 Devin Benton (5.0) - Sept. 13, 2014 vs Arkansas Tech

Kick Return for Touchdown
 Jared Rayburn (99 yards) - Sept. 30, 2017 vs. East Central

Punt Return for Touchdown
 D.J. Jones (69 yards) - Oct. 24, 2015 at Oklahoma Baptist

Field Goal Blocked
 Dominic Blue - Sept. 2, 2017 at Arkansas-Monticello

Punt Blocked
 Dustin Johnson - Sept. 1, 2016 vs. Southern Arkansas

40+ Yard Field Goal
 Colton Rainey (44) - Oct. 20, 2012 at Southeastern Oklahoma State

50+ Yard Field Goal
 Scott Poole (53) - Oct. 18, 2003 at Southern Nazarene

3+ FGs in a Game
 Colton Rainey (3) - Oct. 13, 2012 vs. Arkansas Tech

50+ Yard Punt
 Dalton Jackson (56) - Oct. 7, 2017 at Southeastern Okla.

Last Time vs Arkansas Tech

Game 10: Nov. 7, Russellville, Ark. (Thone Stadium, 2,892)

	ARKANSAS TECH	24
	SWOSU	20

Score by Quarters	1	2	3	4	Score
Arkansas Tech	0	7	7	10	24
Southwestern Okla.	7	7	6	0	20

Team	Qtr	Time	Scoring play (Conversion)	ATU-SWOSU
SWOSU	1st	08:10	Styles 6 yd pass from Evans (Peterson kick)	0-7
ATU	2nd	10:19	Bailey 68 yd pass from Cross (Perez kick)	7-7
SWOSU	2nd	00:54	Omigie 23 yd pass from Evans (Peterson kick)	7-14
ATU	3rd	08:03	Thompson 1 yd run (Perez kick)	14-14
SWOSU	3rd	05:45	Henderson 1 yd run (kick blocked)	14-20
ATU	4th	07:46	Thompson 3 yd run (Perez kick)	21-20
ATU	4th	01:13	Perez 38 yd field goal	24-20

	ATU	SWOSU
FIRST DOWNS	24	22
NET YARDS RUSHING	235	43
NET YARDS PASSING	143	371
TOTAL OFFENSE YARDS	378	414
Fumbles: Number-Lost	2-1	2-2
Penalties: Number-Yards	7-58	9-90
PUNTS-YARDS	2-81	3-124
KICKOFFS-YARDS	5-290	4-237
Punt returns: Number-Yards-TD	1-21-0	0-0-0
Kickoff returns: Number-Yds-TD	2-30-0	3-95-0
Interceptions: Number-Yds-TD	2-42-0	0-0-0
Fumble Returns: Number-Yds-TD	1-40-0	0-0-0
Miscellaneous Yards	0	0
Possession Time	33:45	26:15
Third-Down Conversions	10 of 19	7 of 13
Fourth-Down Conversions	2 of 4	0 of 1
Red-Zone Scores-Chances	2-2	2-3
Sacks By: Number-Yards	2-15	4-20
PAT Kicks	3-3	2-3
Field Goals	1-3	0-0
Points off turnovers	10	0

Rushing (No-Yds-TD)

Arkansas Tech: Kristian Thompson, 18-70-2; Braden Stringer, 17-63-0; Justin Bailey, 13-52-0

SWOSU: Karltrell Henderson, 15-21-1; D.J. Jones, 1-16-0; Kwame Tate, 1-14-0

Passing (Comp-Att-Int, Yds-TD)

Arkansas Tech: Jabyes Cross, 7-10-0, 134-1; Joshua Qualls, 3-5-0, 9-0

SWOSU: Marc Evans, 25-46-2, 371-2

Receiving (Rec-Yds-TD)

Arkansas Tech: Jakob Dean, 2-29-0; Henry Wesley, 2-11-0

SWOSU: D.J. Jones, 8-139-0; JR Omigie, 6-109-1; Derrick Styles, 3-55-1; Hunter Dinkines, 3-31-0, Kwame Tate, 2-19-0

Defense (Solo-Assist-Total)

Arkansas Tech: Jandt Weary, 5-3-8; D'Vonte Derricott, 4-4-8; K. Trammell, 6-1-7; Demetris Ford, 2-4-6

SWOSU: Conner Bays, 8-6-14; Colton Wright, 4-7-11; Kevin Joseph, 5-4-9; Deric Robertson, 2-7-9; TJ Harris, 3-5-8

2017 SWOSU Football
Southwestern Okla. Overall Defensive Statistics (as of Oct 08, 2017)
All games

#	Defensive Leaders	gp	Tackles				Sacks no-yds	Pass defense			Fumbles		blkd	
			ua	a	tot	tfl/yds		int-yds	brup	qbh	rcv-yds	ff	kick	saf
54	Austin Loomis	6	25	19	44	3.0-7	.	2-4	2
14	Antoine Albert	6	25	14	39	1.5-5	.	.	7	.	1-0	1	.	.
35	Dominic Blue	6	13	17	30	5.5-12	1.0-5	1-0	4	1	.	.	2	.
49	TJ Harris	5	10	17	27	3.0-13	1.0-8
39	Gerald White	6	11	9	20	1.0-1	.	1-0	2
59	Colten Buie	6	9	10	19	1.5-8	1.0-6
30	Braden Sweet	6	12	7	19	3.0-23	2.0-21	1-0	.	.	.	1	.	.
26	Skye Singleton	6	11	5	16
44	Malcolm Davis	6	6	9	15	1-0	.	.	.
99	Tyler Follis	6	7	7	14	1.5-3	.	.	.	1	1-0	.	.	.
20	Nick Ward	3	3	11	14	1.0-0	.	.	1	.	1-0	.	.	.
97	Dejai Johnson	3	3	9	12	0.5-1	.	.	1
94	Bailey McKay	6	3	9	12	1.5-3	1.0-2	.	.	1
10	J. Phillips	6	6	4	10	1.0-5	.	.	2	.	.	1	.	.
3	BJ Kellogg	3	7	3	10	.	.	.	2	.	1-0	1	.	.
12	Wilbur Young	5	7	2	9	.	.	1-8	1
37	Jaylen Ellis	3	7	2	9
21	Clay Wilkerson	6	4	4	8
96	Dustin Johnson	4	5	3	8	1.0-1	.	.	1	2
41	Tyreik Lusk	6	3	3	6	.	.	.	1	1
23	Terry McMillon	5	2	3	5	.	.	1-0
32	Tony Johnson	3	4	.	4	.	.	.	1
90	Jonathan Harris	5	1	3	4
43	Dalton Cooper	6	2	1	3
27	Shecari Johnson	2	2	1	3
25	Jelani Heath	4	2	1	3
46	Johnson Miller	4	2	1	3	1-0	.	.	.
5	Jared Rayburn	6	1	1	2
8	JR Omigie	6	2	.	2
34	Wallace Payton	2	.	2	2
4B	Dillon Bauer	3	1	.	1
73	Kevin Blessing	5	1	.	1
69	Ace McMahan	6	.	1	1
29	Darion Richards	1	1	.	1	.	.	.	1
17	Dylan Power	6	.	1	1
58	R. Mayes Jr	1	1	.	1
92	Rashad Jackson	3	1	.	1
9	Cedric Cooper	5	1	.	1
47	Zach Moore	6	.	1	1
16	Dalton Jackson	5	1	.	1
82	Kellan Smith	5	1	.	1
Total		6	203	180	383	25-82	6-42	7-12	26	6	6-0	4	2	.
Opponents		6	279	146	425	37-175	21-137	8-144	31	8	2-25	2	1	1

2017 SWOSU Football
Southwestern Okla. Overall Defensive Statistics (as of Oct 08, 2017)
All games

#	Defensive Leaders	gp	Tackles			tfl/yds	Sacks no-yds	Pass defense			Fumbles		blkd	
			ua	a	tot			int-yds	brup	qbh	rcv-yds	ff	kick	saf
54	Austin Loomis	6	25	19	44	3.0-7	.	2-4	2	
14	Antoine Albert	6	25	14	39	1.5-5	.	.	7	.	1-0	1	.	
35	Dominic Blue	6	13	17	30	5.5-12	1.0-5	1-0	4	1	.	.	2	
49	TJ Harris	5	10	17	27	3.0-13	1.0-8	
39	Gerald White	6	11	9	20	1.0-1	.	1-0	2	
59	Colten Buie	6	9	10	19	1.5-8	1.0-6	
30	Braden Sweet	6	12	7	19	3.0-23	2.0-21	1-0	.	.	.	1	.	
26	Skye Singleton	6	11	5	16	
44	Malcolm Davis	6	6	9	15	1-0	.	.	
20	Nick Ward	3	3	11	14	1.0-0	.	.	1	.	1-0	.	.	
99	Tyler Follis	6	7	7	14	1.5-3	.	.	.	1	1-0	.	.	
94	Bailey McKay	6	3	9	12	1.5-3	1.0-2	.	.	1	.	.	.	
97	Dejai Johnson	3	3	9	12	0.5-1	.	.	1	
3	BJ Kellogg	3	7	3	10	.	.	.	2	.	1-0	1	.	
10	J. Phillips	6	6	4	10	1.0-5	.	.	2	.	.	1	.	
37	Jaylen Ellis	3	7	2	9	
12	Wilbur Young	5	7	2	9	.	.	1-8	1	
96	Dustin Johnson	4	5	3	8	1.0-1	.	.	1	2	.	.	.	
21	Clay Wilkerson	6	4	4	8	
41	Tyreik Lusk	6	3	3	6	.	.	.	1	1	.	.	.	
23	Terry McMillon	5	2	3	5	.	.	1-0	
32	Tony Johnson	3	4	.	4	.	.	.	1	
90	Jonathan Harris	5	1	3	4	
46	Johnson Miller	4	2	1	3	1-0	.	.	
25	Jelani Heath	4	2	1	3	
27	Shecari Johnson	2	2	1	3	
43	Dalton Cooper	6	2	1	3	
8	JR Omigie	6	2	.	2	
5	Jared Rayburn	6	1	1	2	
34	Wallace Payton	2	.	2	2	
82	Kellan Smith	5	1	.	1	
16	Dalton Jackson	5	1	.	1	
47	Zach Moore	6	.	1	1	
9	Cedric Cooper	5	1	.	1	
92	Rashad Jackson	3	1	.	1	
58	R. Mayes Jr	1	1	.	1	
17	Dylan Power	6	.	1	1	
29	Darion Richards	1	1	.	1	.	.	.	1	
73	Kevin Blessing	5	1	.	1	
4B	Dillon Bauer	3	1	.	1	
69	Ace McMahan	6	.	1	1	
Total		6	203	180	383	25-82	6-42	7-12	26	6	6-0	4	2	
Opponents		6	279	146	425	37-175	21-137	8-144	31	8	2-25	2	1	

2017 GAME NOTES • ARKANSAS TECH (4-2, 4-2 GAC) AT SWOSU (2-4, 2-4 GAC)

SWOSU SCORING DRIVES

Opponent	Qtr	TD	FG	Player	Scoring Play	Plays	Yds	TOP
Ark.-Monticello	2	X		Jordan Jackson	42-yd pass	5	61	0:50
Ark.-Monticello	3	X		Cedric Cooper	3-yd run	13	80	5:51
Ark.-Monticello	4	X		Zach Hill	22-yd pass	14	80	5:29
Ouachita	1	X		Sheldon Wilson	7-yd run	7	75	3:17
Ouachita	3		X	Trent Dennis	26-yd FG	11	62	4:31
Southern Ark.	1	X		Jared Rayburn	5-yd pass	12	47	5:15
Southern Ark.	4	X		Eddie Thomas IV	22-yd pass	8	70	2:30
Henderson St.	2	X		K. Henderson	6-yd run	6	82	2:31
Henderson St.	2	X		JR Omigie	23-yd pass	7	72	1:13
East Central	1	X		Jared Rayburn	99-yd KOR	-	-	-
East Central	2	X		K. Henderson	7-yd run	14	83	5:57
East Central	3	X		Cedric Cooper	24-yd run	7	72	3:22
East Central	3	X		Jordan Jackson	7-yd pass	6	56	2:42
East Central	4	X		Jared Rayburn	23-yd pass	6	60	2:54
East Central	4	X		Jordan Jackson	55-yd pass	3	69	1:00
East Central	4	X		Cedric Cooper	8-yd run	4	31	1:12
Southeastern	1	X		JR Omigie	38-yd pass	2	61	0:36
Southeastern	1	X		Cedric Cooper	17-yd pass	2	24	0:33
Southeastern	2		X	Trent Dennis	26-yd FG	7	56	0:59
Southeastern	4	X		Jordan Jackson	28-yd pass	4	29	0:59

OPPONENT SCORING DRIVES

Opponent	Qtr	TD	FG	Player	Scoring Play	Plays	Yds	TOP
Ark.-Monticello	1		X	Josh Marini	36-yd FG	8	50	3:27
Ark.-Monticello	1	X		Cole Sears	1-yd run	9	59	3:20
Ark.-Monticello	2		X	Josh Marini	22-yd FG	7	44	3:38
Ark.-Monticello	3	X		Trevon Smith	37-yd pass	5	73	3:53
Ouachita	1		X	Cole Antley	25-yd FG	9	31	4:05
Ouachita	2	X		Drew Harris	3-yd run	5	45	1:12
Ouachita	3	X		Drew Harris	1-yd run	3	7	1:10
Ouachita	3	X		Austin Warford	34-yd run	3	71	1:12
Ouachita	4	X		Drew Harris	51-yd run	3	60	5:34
Ouachita	4	X		Brockton Brown	3-yd run	5	19	2:36
Southern Ark.	1	X		K. Purifoy	4-yd run	10	64	4:49
Southern Ark.	2	X		Jared Lancaster	20-yd pass	3	26	0:44
Southern Ark.	2	X		Karonce Higgins	43-yd pass	5	67	2:36
Southern Ark.	2		X	Bradford Grems	26-yd FG	10	37	3:54
Southern Ark.	2	X		Tanner Hudson	9-yd pass	2	34	0:20
Southern Ark.	4	X		Michael Nunnery	2-yd run	8	72	2:32
Henderson St.	1			Safety	-	-	-	-
Henderson St.	1	X		Darion Gray	21-yd pass	8	70	2:59
Henderson St.	2	X		Darion Gray	53-yd pass	3	55	0:50
Henderson St.	2	X		Blake Faulk	1-yd run	10	52	4:27
Henderson St.	4	X		Ben Johnson	2-yd pass	10	58	4:59
Henderson St.	4	X		Sheldon Watson	93-yd INT return	-	-	-
East Central	1		X	Wyatt Austin	24-yd FG	123	53	6:31
East Central	1	X		Tony Garland	25-yd blocked punt	-	-	-
East Central	2	X		Ontario Douglas	1-yd run	10	47	5:37
East Central	3	X		Ontario Douglas	26-yd run	2	61	0:33
East Central	3	X		Ontario Douglas	83-yd run	2	81	0:53
East Central	4	X		Ontario Douglas	25-yd run	4	81	1:24
Southeastern	1	X		Ryan Taylor	10-yd run	8	64	3:27
Southeastern	4		X	Joel Carlos	30-yd FG	14	68	5:13
Southeastern	4	X		Rashod Polk	6-yd run	2	40	0:38
Southeastern	4	X		Codey McElroy	22-yd pass	4	64	0:46
Southeastern	4	X		Drake White	63-yd pass	1	63	0:08

Game-By-Game Starters

	WR	LT	LG	C	RG	RT	TE/WR	RB	QB	TE/WR	WR
UAM	Jackson	Luke	Roe	Bigelow	Blessing	Britton	Power	Cooper	Freeman	Hill	Bauer
OUA	Jackson	Luke	Roe	Bigelow	Blessing	Britton	Rayburn	Henderson	Freeman	Dowell	Bauer
SAU	Omigie	Luke	Roe	Bigelow	Blessing	Britton	Power	Henderson	Freeman	Dowell	Bauer
HSU	Omigie	Luke	Roe	Bigelow	McMahan	Britton	Power	Burt	Freeman	Hill	Dowell
ECU	Omigie	Luke	Roe	Bigelow	Blessing	Britton	Power	Henderson	Freeman	Rayburn	Dowell
SOSU	Omigie	Luke	Roe	Bigelow	Blessing	Britton	Power	Cooper	Freeman	Hill	Dowell

ATU
HU
OBU
SNU
NWOSU

	DE	NG	DT	DE	DAWG	LB	LB	CB	SS	FS	CB
UAM	Du. Johnson	Follis	De. Johnson	TJ Harris	Phillips	Loomis	Blue	Kellogg	Ward	Singleton	Albert
OUA	Du. Johnson	Follis	De. Johnson	TJ Harris	Phillips	Loomis	Blue	Kellogg	Ward	Singleton	Albert
SAU	Du. Johnson	Follis	Buie	TJ Harris	Sweet	Loomis	Blue	Kellogg	Ward	Singleton	Albert
HSU	Du. Johnson	Follis	Buie	McKay	Sweet	Loomis	Blue	Young	White	McMillon	Albert
ECU	Lusk	Follis	Buie	TJ Harris	Sweet	Loomis	Blue	Young	White	Ellis	Albert
SOSU	McKay	Follis	Buie	TJ Harris	Sweet	Loomis	Blue	Johnson	White	Ellis	Albert

ATU
HU
OBU
SNU
NWOSU

Team Game-by-Game

Date	Opponent	---RUSHING---			--RECEIVING--			-----PASSING-----				--KICK RET--			--PUNT RET--			tot				
		No.	Yds	TD	Lg	No.	Yds	TD	Lg	Cmp-Att-Int	Yds	TD	Lg	No	Yds	TD	Lg	No	Yds	TD	Lg	off
Sep 02, 2017	at Ark.-Monticello	40	188	1	35	14	139	2	42	14-28-1	139	2	42	5	86	0	24	0	0	0	0	327
Sep 09, 2017	OUACHITA	46	157	1	35	25	295	0	45	25-41-1	295	0	45	5	94	0	29	1	0	0	0	452
Sep 16, 2017	at Southern Ark	39	110	0	23	17	168	2	26	17-32-1	168	2	26	4	79	0	24	1	0	0	0	278
Sep 23, 2017	HENDERSON ST	30	52	1	12	24	289	1	33	24-42-3	289	1	33	4	76	0	31	1	2	0	2	341
Sep 30, 2017	EAST CENTRAL	41	164	3	24	25	314	3	55	25-36-0	314	3	55	6	202	1	99	2	14	0	14	478
Oct 07, 2017	at Southeastern	24	56	0	23	22	266	3	38	22-45-2	266	3	38	3	85	0	58	0	0	0	0	322
	Totals	220	727	6	35	127	1471	11	55	127-224-8	1471	11	55	27	622	1	99	5	16	0	14	2198
	Opponent	201	1006	15	83	113	1347	9	63	113-190-7	1347	9	63	21	343	0	78	9	78	1	25	2353

Date	Opponent	-----TACKLES-----			-SACKS-		-FUMBLE-		--Pass Blkd			-Kicks--XPTS-			Run	Rcv	Saf	Pts
		Solo	Ast	Total	TFL-Yds	No-Yds	FF	FR-Yds	Int-Yds	QBH	Brk	Kick	Att-Mad					
Sep 02, 2017	at Ark.-Monticello	35	38	73	8.0-27	2.0-10	2	3-0	0-0	0	9	1	2-2	0	0	0	20	
Sep 09, 2017	OUACHITA	28	30	58	1.0-1	0.0-0	1	2-0	0-0	1	0	0	1-1	0	0	0	10	
Sep 16, 2017	at Southern Ark.	32	34	66	2.0-4	0.0-0	0	0-0	3-0	0	2	0	2-2	0	0	0	14	
Sep 23, 2017	HENDERSON ST	36	22	58	2.0-7	1.0-6	1	0-0	1-0	2	4	0	2-2	0	0	0	14	
Sep 30, 2017	EAST CENTRAL	35	20	55	6.0-22	2.0-14	0	1-0	2-8	2	2	1	6-6	0	0	0	48	
Oct 07, 2017	at Southeastern	37	36	73	6.0-21	1.0-12	0	0-0	1-4	1	9	0	3-3	0	0	0	24	
	Totals	203	180	383	25.0-82	6.0-42	4	6-0	7-12	6	26	2	16-16	0	0	0	130	
	Opponent	279	146	425	37.0-175	21.0-137	2	2-25	8-144	8	31	1	26-24	0	0	1	200	

Opponent Game-by-Game

Date	Opponent	---RUSHING---			--RECEIVING--			-----PASSING-----				--KICK RET--			--PUNT RET--			tot				
		No.	Yds	TD	Lg	No.	Yds	TD	Lg	Cmp-Att-Int	Yds	TD	Lg	No	Yds	TD	Lg	No	Yds	TD	Lg	off
Sep 02, 2017	at Ark.-Monticello	37	166	1	42	16	230	1	37	16-30-0	230	1	37	3	57	0	13	3	13	0	6	396
Sep 09, 2017	OUACHITA	33	232	5	51	13	118	0	28	13-20-0	118	0	28	3	109	0	78	1	14	0	14	350
Sep 16, 2017	at Southern Ark.	37	198	2	27	19	197	3	43	19-30-3	197	3	43	3	36	0	14	0	0	0	0	395
Sep 23, 2017	HENDERSON ST	25	45	1	9	29	301	3	53	29-45-1	301	3	53	3	29	0	15	0	0	0	0	346
Sep 30, 2017	EAST CENTRAL	33	217	4	83	14	202	0	54	14-28-2	202	0	54	6	76	0	29	3	41	1	25	419
Oct 07, 2017	at Southeastern	36	148	2	27	22	299	2	63	22-37-1	299	2	63	3	36	0	20	2	10	0	5	447
	Opponent totals	201	1006	15	83	113	1347	9	63	113-190-7	1347	9	63	21	343	0	78	9	78	1	25	2353
	Southwestern Okla.	220	727	6	35	127	1471	11	55	127-224-8	1471	11	55	27	622	1	99	5	16	0	14	2198

Date	Opponent	-----TACKLES-----			-SACKS-		-FUMBLE-		--Pass Blkd			-Kicks--XPTS-			Run	Rcv	Saf	Pts
		Solo	Ast	Total	TFL-Yds	No-Yds	FF	FR-Yds	Int-Yds	QBH	Brk	Kick	Att-Mad					
Sep 02, 2017	at Ark.-Monticello	45	29	74	4.0-8	1.0-5	0	0-0	1-18	0	7	0	2-1	0	0	0	19	
Sep 09, 2017	OUACHITA	57	30	87	9.0-51	6.0-43	0	0-0	1-19	1	3	0	5-5	0	0	0	38	
Sep 16, 2017	at Southern Ark.	45	22	67	10.0-62	7.0-55	2	2-25	1-5	4	7	0	5-5	0	0	0	38	
Sep 23, 2017	HENDERSON ST	48	14	62	6.0-21	4.0-18	0	0-0	3-94	1	6	0	5-5	0	0	1	37	
Sep 30, 2017	EAST CENTRAL	50	29	79	5.0-18	1.0-4	0	0-0	0-0	1	3	1	5-4	0	0	0	37	
Oct 07, 2017	at Southeastern	34	22	56	3.0-15	2.0-12	0	0-0	2-8	1	5	0	4-4	0	0	0	31	
	Opponent totals	279	146	425	37.0-175	21.0-137	2	2-25	8-144	8	31	1	26-24	0	0	1	200	
	Southwestern Okla.	203	180	383	25.0-82	6.0-42	4	6-0	7-12	6	26	2	16-16	0	0	0	130	

SWOSU Individual Game Highs

Rushes	20	K. Henderson vs Ouachita Baptist (Sep 09, 2017)
Yards Rushing	98	K. Henderson vs Ouachita Baptist (Sep 09, 2017)
TD Rushes	2	Cedric Cooper vs East Central (Sep 30, 2017)
Long Rush	35	K. Henderson at Ark.-Monticello (Sep 02, 2017) K. Henderson vs Ouachita Baptist (Sep 09, 2017)
Pass attempts	44	Casey Freeman at Southeastern Okla. (Oct 07, 2017)
Pass completions	25	Casey Freeman vs East Central (Sep 30, 2017)
Yards Passing	314	Casey Freeman vs East Central (Sep 30, 2017)
TD Passes	3	Casey Freeman vs East Central (Sep 30, 2017) Casey Freeman at Southeastern Okla. (Oct 07, 2017)
Long Pass	55	Casey Freeman vs East Central (Sep 30, 2017)
Receptions	9	Jared Rayburn vs Henderson State (Sep 23, 2017)
Yards Receiving	97	JR Omigie at Southeastern Okla. (Oct 07, 2017)
TD Receptions	2	Jordan Jackson vs East Central (Sep 30, 2017)
Long Reception	55	Jordan Jackson vs East Central (Sep 30, 2017)
Field Goals	1	Trent Dennis vs Ouachita Baptist (Sep 09, 2017) Trent Dennis at Southeastern Okla. (Oct 07, 2017)
Long Field Goal	26	Trent Dennis vs Ouachita Baptist (Sep 09, 2017) Trent Dennis at Southeastern Okla. (Oct 07, 2017)
Punts	7	Dalton Jackson at Southeastern Okla. (Oct 07, 2017)
Punting Avg	41.0	Tyler Marr at Ark.-Monticello (Sep 02, 2017)
Long Punt	56	Dalton Jackson at Southeastern Okla. (Oct 07, 2017)
Punts inside 20	2	Dalton Jackson at Southeastern Okla. (Oct 07, 2017)
Long Punt Return	14	Cedric Cooper vs East Central (Sep 30, 2017)
Long Kickoff Return	99	Jared Rayburn vs East Central (Sep 30, 2017)
Tackles	10	Austin Loomis at Southern Arkansas (Sep 16, 2017) Austin Loomis at Southeastern Okla. (Oct 07, 2017)
Sacks	1.0	Six Occurrences
Tackles For Loss	2.5	TJ Harris at Ark.-Monticello (Sep 02, 2017)
Interceptions	1	Terry McMillon at Southern Arkansas (Sep 16, 2017) Braden Sweet at Southern Arkansas (Sep 16, 2017) Austin Loomis at Southern Arkansas (Sep 16, 2017) Gerald White vs Henderson State (Sep 23, 2017) Wilbur Young vs East Central (Sep 30, 2017) Dominic Blue vs East Central (Sep 30, 2017) Austin Loomis at Southeastern Okla. (Oct 07, 2017)

SWOSU Team Game Highs

Rushes	46	vs Ouachita Baptist (Sep 09, 2017)
Yards Rushing	188	at Ark.-Monticello (Sep 02, 2017)
Yards Per Rush	4.7	at Ark.-Monticello (Sep 02, 2017)
TD Rushes	3	vs East Central (Sep 30, 2017)
Pass attempts	45	at Southeastern Okla. (Oct 07, 2017)
Pass completions	25	vs Ouachita Baptist (Sep 09, 2017) vs East Central (Sep 30, 2017)
Yards Passing	314	vs East Central (Sep 30, 2017)
Yards Per Pass	8.7	vs East Central (Sep 30, 2017)
TD Passes	3	vs East Central (Sep 30, 2017) at Southeastern Okla. (Oct 07, 2017)
Total Plays	87	vs Ouachita Baptist (Sep 09, 2017)
Total Offense	478	vs East Central (Sep 30, 2017)
Yards Per Play	6.2	vs East Central (Sep 30, 2017)
Points	48	vs East Central (Sep 30, 2017)
Sacks By	2	at Ark.-Monticello (Sep 02, 2017) vs East Central (Sep 30, 2017)
First Downs	24	vs East Central (Sep 30, 2017)
Penalties	9	vs Ouachita Baptist (Sep 09, 2017)
Penalty Yards	98	vs Ouachita Baptist (Sep 09, 2017)
Turnovers	3	at Southern Arkansas (Sep 16, 2017) vs Henderson State (Sep 23, 2017)
Interceptions By	3	at Southern Arkansas (Sep 16, 2017)
Punts	7	at Southeastern Okla. (Oct 07, 2017)
Punting Avg	37.3	at Southern Arkansas (Sep 16, 2017)
Long Punt	56	at Southeastern Okla. (Oct 07, 2017)
Punts inside 20	2	at Southeastern Okla. (Oct 07, 2017)
Long Punt Return	14	vs East Central (Sep 30, 2017)

Opponent Individual Game Highs

Rushes	18	Ontario Douglas, vs East Central (Sep 30, 2017) Rashod Polk, at Southeastern Okla. (Oct 07, 2017)
Yards Rushing	206	Ontario Douglas, vs East Central (Sep 30, 2017)
TD Rushes	4	Ontario Douglas, vs East Central (Sep 30, 2017)
Long Rush	83	Ontario Douglas, vs East Central (Sep 30, 2017)
Pass attempts	45	Evan Lassiter, vs Henderson State (Sep 23, 2017)
Pass completions	29	Evan Lassiter, vs Henderson State (Sep 23, 2017)
Yards Passing	301	Evan Lassiter, vs Henderson State (Sep 23, 2017)
TD Passes	3	Barrett Renner, at Southern Arkansas (Sep 16, 2017) Evan Lassiter, vs Henderson State (Sep 23, 2017)
Long Pass	63	Austin Skinner, at Southeastern Okla. (Oct 07, 2017)
Receptions	6	Ben Johnson, vs Henderson State (Sep 23, 2017)
Yards Receiving	101	Drake White, at Southeastern Okla. (Oct 07, 2017)
TD Receptions	2	Darion Gray, vs Henderson State (Sep 23, 2017)
Long Reception	63	Drake White, at Southeastern Okla. (Oct 07, 2017)
Field Goals	2	Josh Marini, at Ark.-Monticello (Sep 02, 2017)
Long Field Goal	36	Josh Marini, at Ark.-Monticello (Sep 02, 2017)
Punts	6	Joel Carlos, at Southeastern Okla. (Oct 07, 2017)
Punting Avg	53.5	Tanner Hudson, at Southern Arkansas (Sep 16, 2017)
Long Punt	63	Tanner Hudson, at Southern Arkansas (Sep 16, 2017)
Punts inside 20	2	Tanner Hudson, at Southern Arkansas (Sep 16, 2017) Evan Lassiter, vs Henderson State (Sep 23, 2017)
Long Punt Return	25	Tony Garland, vs East Central (Sep 30, 2017)
Long Kickoff Return	78	Allie Freeman, vs Ouachita Baptist (Sep 09, 2017)
Tackles	12	Luke Holt, vs Ouachita Baptist (Sep 09, 2017)
Sacks	3.0	D. Lison, at Southern Arkansas (Sep 16, 2017)
Tackles For Loss	3.0	D. Lison, at Southern Arkansas (Sep 16, 2017)
Interceptions	2	Malik Brown, vs Henderson State (Sep 23, 2017)

Opponent Team Game Highs

Rushes	37	at Ark.-Monticello (Sep 02, 2017) at Southern Arkansas (Sep 16, 2017)
Yards Rushing	232	vs Ouachita Baptist (Sep 09, 2017)
Yards Per Rush	7.0	vs Ouachita Baptist (Sep 09, 2017)
TD Rushes	5	vs Ouachita Baptist (Sep 09, 2017)
Pass attempts	45	vs Henderson State (Sep 23, 2017)
Pass completions	29	vs Henderson State (Sep 23, 2017)
Yards Passing	301	vs Henderson State (Sep 23, 2017)
Yards Per Pass	8.1	at Southeastern Okla. (Oct 07, 2017)
TD Passes	3	at Southern Arkansas (Sep 16, 2017) vs Henderson State (Sep 23, 2017)
Total Plays	73	at Southeastern Okla. (Oct 07, 2017)
Total Offense	447	at Southeastern Okla. (Oct 07, 2017)
Yards Per Play	6.9	vs East Central (Sep 30, 2017)
Points	38	vs Ouachita Baptist (Sep 09, 2017) at Southern Arkansas (Sep 16, 2017)
Sacks By	7	at Southern Arkansas (Sep 16, 2017)
First Downs	24	at Southern Arkansas (Sep 16, 2017)
Penalties	12	at Southeastern Okla. (Oct 07, 2017)
Penalty Yards	125	at Southeastern Okla. (Oct 07, 2017)
Turnovers	3	at Ark.-Monticello (Sep 02, 2017) at Southern Arkansas (Sep 16, 2017) vs East Central (Sep 30, 2017)
Interceptions By	3	vs Henderson State (Sep 23, 2017)
Punts	6	at Southeastern Okla. (Oct 07, 2017)
Punting Avg	53.5	at Southern Arkansas (Sep 16, 2017)
Long Punt	63	at Southern Arkansas (Sep 16, 2017)
Punts inside 20	3	vs Henderson State (Sep 23, 2017)
Long Punt Return	25	vs East Central (Sep 30, 2017)

2017 Game Recaps

Game 1: Sept. 2, 2017; Monticello, Ark. (Cotton Boll Stadium, 3,175)

	SWOSU	20
	ARKANSAS-MONTICELLO	19

Score by Quarters	1	2	3	4	Score
Southwestern Okla.	0	7	7	6	20
Ark.-Monticello	10	3	6	0	19

Team	Qtr	Time	Scoring play (Conversion)	SWOSU-UAM
UAM	1st	11:33	Marini 36 yd FG	0-3
UAM	1st	06:32	Sears 1 yd run (Marini kick)	0-10
UAM	2nd	14:55	Marini 22 yd field goal	0-13
SWOSU	2nd	00:09	Jackson 42 yd pass from Freeman (Dennis kick)	7-13
SWOSU	3rd	09:03	Cooper 3 yd run (Dennis kick)	14-13
UAM	3rd	02:38	Smith 37 yd pass from Sears (kick failed)	14-19
SWOSU	4th	06:23	Hill 22 yd pass from Marr (pass failed)	20-19

	SWOSU	UAM
FIRST DOWNS	17	19
NET YARDS RUSHING	188	166
NET YARDS PASSING	139	230
TOTAL OFFENSE YARDS	327	396
Fumbles: Number-Lost	0-0	3-3
Penalties: Number-Yards	6-45	9-117
PUNTS-YARDS	6-200	5-188
KICKOFFS-YARDS	4-153	5-294
Punt returns: Number-Yards-TD	0-0-0	3-13-0
Kickoff returns: Number-Yds-TD	5-86-0	3-57-0
Interceptions: Number-Yds-TD	0-0-0	1-18-0
Fumble Returns: Number-Yds-TD	0-0-0	0-0-0
Miscellaneous Yards	55	0
Possession Time	28:22	31:31
Third-Down Conversions	5 of 16	4 of 14
Fourth-Down Conversions	2 of 4	2 of 2
Red-Zone Scores-Chances	1-1	3-5
Sacks By: Number-Yards	2-10	1-5
PAT Kicks	2-2	1-2
Field Goals	0-0	2-3
Points off turnovers	7	0

Rushing (No-Yds-TD)

SWOSU: Karltrell Henderson, 14-85-0; Cedric Cooper, 12-46-1; Casey Freeman, 4-33-0

Arkansas-Monticello: Imani Riley, 14-66-0; Deo. Brown, 8-42-0; Cole Sears, 12-29-1

Passing (Comp-Att-Int, Yds-TD)

SWOSU: Casey Freeman, 11-24-1, 110-1; Tyler Marr, 2-3-0, 24-1

Arkansas-Monticello: Cole Sears, 16-29-0, 230-1

Receiving (Rec-Yds-TD)

SWOSU: Dylan Power, 4-31-0; Zach Hill, 2-23-1; Jordan Jackson, 1-42-1


Arkansas-Monticello: Jalen Tolliver, 5-82-0; Jamal Chevis, 5-45-0; Trevon Smith, 1-37-1

Defense (Solo-Assist-Total)

SWOSU: Austin Loomis, 6-3-9; Antoine Albert, 6-2-8; Nick Ward, 2-4-6; TJ Harris, 2-4-6; Dejai Johnson, 2-4-6; Dominic Blue, 2-4-6

Arkansas-Monticello: Jalon Watts, 5-5-10; Wesley Williams, 6-3-9; Chris Calcote, 4-1-5

Game 2: Sept. 9, 2017; Weatherford, Okla. (ASAP Energy Field, 4,214)

	OUACHITA	38
	SWOSU	10

Score by Quarters	1	2	3	4	Score
Ouachita	3	7	14	14	38
Southwestern Okla.	7	0	3	0	10

Team	Qtr	Time	Scoring play (Conversion)	OUA-SWOSU
OUA	1st	05:09	Antley 25 yd field goal	3-0
SWOSU	1st	01:52	Wilson 7 yd run (Dennis kick)	3-7
OUA	2nd	01:00	Harris 3 yd run (Antley kick)	10-7
SWOSU	3rd	10:22	Dennis 26 yd field goal	10-10
OUA	3rd	08:56	Harris 1 yd run (Antley kick)	17-10
OUA	3rd	04:02	Warford 34 yd run (Antley kick)	24-10
OUA	4th	06:50	Harris 51 yd run (Antley kick)	31-10
OUA	4th	03:17	Brown 3 yd run (Antley kick)	38-10

	OUA	SWOSU
FIRST DOWNS	13	23
NET YARDS RUSHING	232	157
NET YARDS PASSING	118	295
TOTAL OFFENSE YARDS	350	452
Fumbles: Number-Lost	2-2	0-0
Penalties: Number-Yards	5-55	9-98
PUNTS-YARDS	4-181	5-177
KICKOFFS-YARDS	7-437	3-126
Punt returns: Number-Yards-TD	1-14-0	1-0-0
Kickoff returns: Number-Yds-TD	3-109-0	5-94-0
Interceptions: Number-Yds-TD	1-19-0	0-0-0
Fumble Returns: Number-Yds-TD	0-0-0	0-0-0
Miscellaneous Yards	0	0
Possession Time	28:49	31:11
Third-Down Conversions	6 of 11	5 of 16
Fourth-Down Conversions	0 of 0	0 of 5
Red-Zone Scores-Chances	4-4	2-3
Sacks By: Number-Yards	6-43	0-0
PAT Kicks	5-5	1-1
Field Goals	1-1	1-1
Points off turnovers	7	0

Rushing (No-Yds-TD)

Ouachita: Austin Warford, 8-79-1; Drew Harris, 6-67-3; Shun'cee Thomas, 11-39-0

SWOSU: Karltrell Henderson, 20-98-0; Sheldon Wilson, 13-66-1; Cedric Cooper, 3-10-0

Passing (Comp-Att-Int, Yds-TD)

Ouachita: Austin Warford, 13-20-0, 118-0

SWOSU: Casey Freeman, 24-40-1, 291-0

Receiving (Rec-Yds-TD)

Ouachita: Allie Freeman, 5-40-0; Drew Harris, 4-65-0; Shun'cee Thomas, 3-5-0

SWOSU: Dillon Bauer, 6-85-0; Jared Rayburn, 6-44-0; Dylan Power, 3-32-0; Jordan Jackson, 3-30-0; Zach Hill, 3-28-0


Defense (Solo-Assist-Total)

Ouachita: Luke Holt, 10-2-12; Elijah Jones, 5-5-10; Shaq Hunter, 4-2-6

SWOSU: TJ Harris, 2-5-7; Antoine Albert, 3-3-6; Dominic Blue, 2-4-6

2017 Game Recaps

Game 3: Sept. 16, 2017; Magnolia, Ark. (Wilkins Stadium, 4,143)

	SWOSU	14
	SOUTHERN ARKANSAS	38

Score by Quarters	1	2	3	4	Score
Southwestern Okla.	7	0	0	7	14
Southern Arkansas	7	24	0	7	38

Team	Qtr	Time	Scoring play (Conversion)	SWOSU-SAU
SWOSU	1st	05:54	Rayburn 5 yd pass from Freeman (Dennis kick)	7-0
SAU	1st	00:59	Purifoy 4 yd run (Grems kick)	7-7
SAU	2nd	13:03	Lancaster 20 yd pass from Renner (Grems kick)	7-14
SAU	2nd	06:16	Higgins 43 yd pass from Renner (Grems kick)	7-21
SAU	2nd	01:52	Grems 26 yd field goal	7-24
SAU	2nd	00:22	Hudson 9 yd pass from Renner (Grems kick)	7-31
SAU	4th	13:18	Nunnery 2 yd run (Grems kick)	7-38
SWOSU	4th	10:39	Thomas 22 yd pass from Blumenthal (Dennis kick)	14-38

	SWOSU	SAU
FIRST DOWNS	18	24
NET YARDS RUSHING	110	198
NET YARDS PASSING	168	197
TOTAL OFFENSE YARDS	278	395
Fumbles: Number-Lost	2-2	1-0
Penalties: Number-Yards	6-35	8-80
PUNTS-YARDS	3-112	2-107
KICKOFFS-YARDS	3-139	7-433
Punt returns: Number-Yards-TD	1-0-0	0-0-0
Kickoff returns: Number-Yds-TD	4-79-0	3-36-0
Interceptions: Number-Yds-TD	3-0-0	1-5-0
Fumble Returns: Number-Yds-TD	0-0-0	1-25-0
Miscellaneous Yards	0	0
Possession Time	29:52	30:08
Third-Down Conversions	10 of 17	8 of 14
Fourth-Down Conversions	1 of 4	0 of 0
Red-Zone Scores-Chances	2-3	5-6
Sacks By: Number-Yards	0-0	7-55
PAT Kicks	2-2	5-5
Field Goals	0-0	1-1
Points off turnovers	7	17

Rushing (No-Yds-TD)

SWOSU: Cedric Cooper, 9-45-0; Karltrrell Henderson, 7-34-0; Joel Blumenthal, 12-40-0

Southern Arkansas: Michael Nunnery, 11-102-1; K. Purifoy, 14-56-1

Passing (Comp-Att-Int, Yds-TD)

SWOSU: Casey Freeman, 11-20-1, 73-1; Joel Blumenthal, 6-11-0, 95-1

Southern Arkansas: Barrett Renner, 18-29-3, 188-3

Receiving (Rec-Yds-TD)

SWOSU: Marcellous Dowell, 5-77-0; Jared Rayburn, 3-20-1; Eddie Thomas IV, 2-29-1; Dillon Bauer, 2-8-0

Southern Arkansas: Karonce Higgins, 4-60-1; J. Weisheit, 3-13-0; K. Purifoy, 2-28-0; Tanner Hudson, 2-25-1

Defense (Solo-Assist-Total)

SWOSU: Austin Loomis, 3-7-10; Antoine Albert, 5-4-9; Nick Ward, 1-4-5; Tyler Follis, 3-1-4; Colten Buie, 3-1-4; Skye Singleton, 3-1-4

Southern Arkansas: Dominique Scott, 4-4-8; Devondrick Lison, 4-2-6; Kaseem Smith, 4-2-6; Elgin Moore, 3-3-6

Game 4: Sept. 23, 2017, Weatherford, Okla. (ASAP Energy Field 2,119)

	HENDERSON STATE	37
	SWOSU	14

Score by Quarters	1	2	3	4	Score
Henderson State	9	14	0	14	37
Southwestern Okla.	0	14	0	0	14

Team	Qtr	Time	Scoring play (Conversion)	HSU-SWOSU
HSU	1st	10:55	Johnson safety	2-0
HSU	1st	07:49	Gray 21 yd pass from Lassiter (Cervantes kick)	9-0
HSU	2nd	14:05	Gray 53 yd pass from Lassiter (Cervantes kick)	16-0
SWOSU	2nd	06:15	Henderson 6 yd run (Dennis kick)	16-7
HSU	2nd	01:43	Faulk 1 yd run (Cervantes kick)	23-7
SWOSU	2nd	00:24	Omigie 23 yd pass from Freeman (Dennis kick)	23-14
HSU	4th	09:53	Johnson 2 yd pass from Lassiter (Cervantes kick)	30-14
HSU	4th	04:11	Watson 93 yd INT return (Cervantes kick)	37-14

	HSU	SWOSU
FIRST DOWNS	19	18
NET YARDS RUSHING	45	52
NET YARDS PASSING	301	289
TOTAL OFFENSE YARDS	346	341
Fumbles: Number-Lost	1-0	0-0
Penalties: Number-Yards	10-90	2-16
PUNTS-YARDS	5-235	4-104
KICKOFFS-YARDS	6-295	4-136
Punt returns: Number-Yards-TD	0-0-0	1-2-0
Kickoff returns: Number-Yds-TD	3-29-0	4-76-0
Interceptions: Number-Yds-TD	3-94-1	1-0-0
Fumble Returns: Number-Yds-TD	0-0-0	0-0-0
Miscellaneous Yards	0	0
Possession Time	29:41	30:19
Third-Down Conversions	8 of 15	8 of 16
Fourth-Down Conversions	1 of 1	0 of 3
Red-Zone Scores-Chances	2-2	1-3
Sacks By: Number-Yards	4-18	1-6
PAT Kicks	5-5	2-2
Field Goals	0-0	0-0
Points off turnovers	21	0

Rushing (No-Yds-TD)

HSU: Cobra Jones, 11-35-0; Ricky Henderson, 6-24-0; Blake Faulk, 2-1-1

SWOSU: Karltrrell Henderson, 11-39-1; Sheldon Wilson, 5-11-0

Passing (Comp-Att-Int, Yds-TD)

HSU: Evan Lassiter, 29-45-1, 301-3

SWOSU: Casey Freeman, 23-41-3, 273-1; Tyler Marr, 1-1-0, 16-0

Receiving (Rec-Yds-TD)

HSU: Ben Johnson, 6-51-1; N. Hernandez, 5-20-0; Chase Lodree, 4-37-0; Austin Bennett, 4-27-0; Darion Gray, 3-89-2

SWOSU: Jared Rayburn, 9-80-0; Kellan Smith, 4-54-0; JR Omigie, 3-71-1; Marcellous Dowell, 3-30-0


Defense (Solo-Assist-Total)

HSU: Malik Brown, 6-1-7; Cam Sonnier, 4-2-6; B. Quinterro, 4-1-5

SWOSU: Antoine Albert, 5-2-7; Malcolm Davis, 4-2-6; Gerald White, 3-3-6; Wilbur Young, 4-1-5; Braden Sweet, 3-2-5

2017 Game Recaps

Game 5: Sept. 30, 2017, Weatherford, Okla. (ASAP Energy Field, 4,163)

	EAST CENTRAL	37
	SWOSU	48

Score by Quarters	1	2	3	4	Score
East Central	10	7	13	7	37
Southwestern Okla.	7	7	13	21	48

Team	Qtr	Time	Scoring play (Conversion)	ECU-SWOSU
ECU	1st	08:29	Austin 24 yd field goal	3-0
ECU	1st	02:04	Garland 25 yd blocked punt return (Austin kick)	10-0
SWOSU	1st	01:50	Rayburn 99 yd kickoff return (Dennis kick)	10-7
ECU	2nd	11:13	Douglas 1 yd run (Austin kick)	17-7
SWOSU	2nd	01:02	Henderson 7 yd run (Dennis kick)	17-14
SWOSU	3rd	06:32	Cooper 24 yd run (Dennis kick)	17-21
ECU	3rd	05:50	Douglas 26 yd run (kick blocked)	23-21
SWOSU	3rd	03:02	Jackson 7 yd pass from Freeman (pass failed)	23-27
ECU	3rd	02:05	Douglas 83 yd run (Austin kick)	30-27
SWOSU	4th	14:07	Rayburn 23 yd pass from Freeman (Dennis kick)	30-34
ECU	4th	06:54	Douglas 25 yd run (Austin kick)	37-34
SWOSU	4th	05:48	Jackson 55 yd pass from Freeman (Dennis kick)	37-41
SWOSU	4th	01:43	Cooper 8 yd run (Dennis kick)	37-48

	ECU	SWOSU
FIRST DOWNS	16	24
NET YARDS RUSHING	217	164
NET YARDS PASSING	202	314
TOTAL OFFENSE YARDS	419	478
Fumbles: Number-Lost	1-1	0-0
Penalties: Number-Yards	6-67	6-55
PUNTS-YARDS	5-188	3-81
KICKOFFS-YARDS	7-403	8-358
Punt returns: Number-Yards-TD	3-41-1	2-14-0
Kickoff returns: Number-Yds-TD	6-76-0	6-202-1
Interceptions: Number-Yds-TD	0-0-0	2-8-0
Fumble Returns: Number-Yds-TD	0-0-0	0-0-0
Miscellaneous Yards	0	0
Possession Time	26:29	33:31
Third-Down Conversions	2 of 12	2 of 11
Fourth-Down Conversions	2 of 3	2 of 5
Red-Zone Scores-Chances	2-3	4-5
Sacks By: Number-Yards	1-4	2-14
PAT Kicks	4-5	6-6
Field Goals	1-1	0-0
Points off turnovers	0	7

Rushing (No-Yds-TD)

ECU: Ontario Douglas, 18-206-4
SWOSU: Cedric Cooper, 16-93-2; Casey Freeman, 7-47-0; Karltrell Henderson, 14-32-1

Passing (Comp-Att-Int, Yds-TD)

ECU: Noah Holle, 14-28-2, 202-0
SWOSU: Casey Freeman, 25-36-0, 314-3

Receiving (Rec-Yds-TD)

ECU: Ontario Douglas, 4-74-0; Trinity Benson, 4-27-0; Devyn Williams, 2-23-0
SWOSU: Jared Rayburn, 7-86-1; Jordan Jackson, 4-83-2; JR Omigie, 4-54-0; Cedric Cooper, 3-39-0

Defense (Solo-Assist-Total)

ECU: Corey Williams, 5-5-10; Justin Hayden, 5-5-10; Vernon Johnson, 6-3-9
SWOSU: Austin Loomis, 6-2-8; Jaylen Ellis, 5-1-6; Antoine Albert, 3-2-5; Braden Sweet, 2-3-5; TJ Harris, 2-3-5

Game 6: Oct. 7, 2017, Durant, Okla. (Paul Laird Field, 3,827)

	SWOSU	48
	SOUTHEASTERN OKLA.	37

Score by Quarters	1	2	3	4	Score
Southwestern Okla.	14	3	0	7	24
Southeastern Okla.	7	0	0	24	31

Team	Qtr	Time	Scoring play (Conversion)	SWOSU-SE
SOSU	1st	04:48	Taylor 10 yd run (Carlos kick)	0-7
SWOSU	1st	04:12	Omigie 38 yd pass from Freeman (Dennis kick)	7-7
SWOSU	1st	02:19	Cooper 17 yd pass from Freeman (Dennis kick)	14-7
SWOSU	2nd	00:00	Dennis 26 yd field goal	17-7
SOSU	4th	13:46	Carlos 30 yd field goal	17-10
SOSU	4th	11:02	Polk 6 yd run (Carlos kick)	17-17
SOSU	4th	05:17	McElroy 22 yd pass from Skinner (Carlos kick)	17-24
SWOSU	4th	04:07	Jackson 28 yd pass from Freeman (Dennis kick)	24-24
SOSU	4th	00:25	White 63 yd pass from Skinner (Carlos kick)	24-31

	SWOSU	SE
FIRST DOWNS	18	20
NET YARDS RUSHING	56	148
NET YARDS PASSING	266	299
TOTAL OFFENSE YARDS	322	447
Fumbles: Number-Lost	0-0	0-0
Penalties: Number-Yards	8-80	12-125
PUNTS-YARDS	7-223	6-230
KICKOFFS-YARDS	4-170	6-269
Punt returns: Number-Yards-TD	0-0-0	2-10-0
Kickoff returns: Number-Yds-TD	3-85-0	3-36-0
Interceptions: Number-Yds-TD	1-4-0	2-8-0
Fumble Returns: Number-Yds-TD	0-0-0	0-0-0
Miscellaneous Yards	0	0
Possession Time	27:21	32:39
Third-Down Conversions	3 of 15	6 of 18
Fourth-Down Conversions	1 of 3	1 of 1
Red-Zone Scores-Chances	2-3	3-5
Sacks By: Number-Yards	1-12	2-12
PAT Kicks	3-3	4-4
Field Goals	1-2	1-3
Points off turnovers	7	0

Rushing (No-Yds-TD)

SWOSU: Cedric Cooper, 11-37-0; Karltrell Henderson, 5-12-0
SE: Rashod Polk, 18-60-1; Jaylen Sims, 2-27-0; Austin Skinner, 6-27-0

Passing (Comp-Att-Int, Yds-TD)

SWOSU: Casey Freeman, 22-44-2, 266-4
SOSU: Austin Skinner, 21-36-1, 262-2; Joel Carlos, 1-1-0, 37-0

Receiving (Rec-Yds-TD)

SWOSU: JR Omigie, 5-97-1; Cedric Cooper, 4-35-0; Zach Hill, 4-26-0; Eddie Thomas IV, 3-22-0
SOSU: Cody McElroy, 4-91-1; Drake White, 3-101-1; Ryan Ronces, 3-22-0; Rashod Polk, 3-15-0

Defense (Solo-Assist-Total)

SWOSU: Austin Loomis, 4-6-10; Dominic Blue, 4-4-8; Gerald White, 3-5-8; TJ Harris, 3-4-7; Colten Buie, 2-5-7
SOSU: Hunter Powell, 5-2-7; Luke Craddock, 5-1-6; Troy Parker, 3-2-5; Justin Young, 3-2-5