

The Southwestern Oklahoma State University Sports Information department is responsible for providing public and media relation services for the Bulldogs' 12 athletic programs. Sports Information Director Doug Self is the primary contact for each SWOSU Athletic program.



Media Credentials

Credentials for Southwestern Oklahoma State University home games are available to personnel from working media outlets by contacting Sports Information Director Doug Self at least 24 hours prior to the start of an event. Credentials can be left at the gate or picked up from the Sports Information office in advance of the game. Media wishing to take photos must also obtain a credential from the SWOSU Sports Information office.

Interview Policy

Postgame interviews with SWOSU coaches and players are available to media personnel following a brief cooling off period. Requests must be made to the Sports Information Director prior to the end of contest. Requested athletes and coaches will be made available for interviews on the playing field or outside of the locker room following a contest.

Interviews during the week will be made on arrangement with the Sports Information Director. Please allow 24 hour notice for all such interviews.



Broadcast Information

All SWOSU Football games are broadcast on KWEY 95.5 FM "The Coyote" in Western Oklahoma. Those outside the listening area can access streaming audio online at www.kwey.com. In addition, a webstream and live stats of home games can be found at www.swosuathletics.com.

Mike Hammett is in his first season as the 'Voice of the Bulldogs' after joining Wright Wradio in August 2016 as the Sports Director. He is joined on the broadcast by color commentator Les Crall and sideline reporter Jared Jones

For further game updates, be sure to follow @SWOSUAthletics and @SWOSUFootball on Twitter.

- Ranked 7th in career wins at SWOSU with 29, needing one more to move into a share of sixth place on the list with Jake Spann (30, 1939-48)
- Has a record of 1-4 against Henderson State, including a record of 0-2 against the Reddies in Weatherford

Henderson State: Scott Maxfield, 83-40 (12th Season)

- Winningest coach in Great American Conference history and has the second-most wins of any coach at Henderson State
- Has led the Reddies to three of the five regular season GAC Championships and three appearances in the NCAA Division II Playoffs (2012, 2013, 2015)
- Two-time GAC Coach of the Year (2012, 2013) who was also named the AFCA Super Region 3 Coach of the Year in 2013

THE LAST MEETING (SEPT. 26, 2015)

- After committing just one turnover in the first three games of the season, SWOSU was done in by their five turnovers in a 33-0 defeat at Henderson State
- SWOSU's best chance for points was on their opening drive, which ended on an interception deep in HSU territory
- The Bulldogs were held to a season-low 220 yards of offense and they were shut out for the first time in five years
- Evans finished 23-for-43 for 178 yards, but he was held without a touchdown pass for the first time this season and set a new school record with five interceptions thrown
- Karltrrell Henderson had 80 yards on three receptions and 33 yards rushing on 14 carries
- Conner Bays led the Bulldog defense with 11 tackles and one tackle for loss while Austin Loomis had nine tackles, including a sack and 1.5 tackles for loss

LAST TIME OUT (SEPT. 17, 2016)

- Ouachita scored 21 unanswered points to end the first half and held off a SWOSU comeback attempt to retake the Paul Sharp Cup with a 48-28 win on Saturday evening
- The game went back-and-forth in the first half, with each team trading offensive blows and SWOSU went up 14-10 with 10:38 to play before halftime
- Ouachita scored three touchdowns in the final 4:09 of the first half, taking a 31-14 lead to the break and they never led by less than 10 points in the second half
- Karltrrell Henderson carried the ball 14 times for the Bulldogs, rushing for 47 yards and two touchdowns
- Derrick Styles caught eight passes for a career-best 112 yards while D.J. Jones added six receptions and his second touchdown pass of the year

CHECKING THE STANDINGS

- Henderson State and Harding are tied atop the Great American Conference standings at 3-0 while four teams are right behind with a 2-1 conference mark
- SWOSU, meanwhile, is tied with Southern Nazarene at the other end of the standings list as both teams are still searching for their first win of 2016
- Two teams that the Bulldogs have faced in the first two weeks (Southern Arkansas, Ouachita) are currently 2-1 while Arkansas-Monticello is 1-2
- The next two opponents for SWOSU (Henderson State & Southeastern) are a combined 5-1, with the lone loss coming when they faced off on opening night

SWOSU OFFENSIVE NOTES

- The Bulldogs were held to a season-low 74 rushing yards on 27 attempts against Ouachita, but two Karltrrell Henderson touchdowns extended SWOSU's streak to nine straight regular season games with a rushing touchdown
- In scoring 28 points for the second straight week, the Bulldogs upped their season scoring average to 24.3 points per game, which ranks eighth in the GAC
- SWOSU's total offense (371.3 ypg) is ranked ninth in the GAC, with rushing offense (146.7 ypg) ranked seventh and passing offense (224.7 ypg) in ninth
- Marc Evans threw for a season-high 287 yards on 21-of-39 completions, but with two more interceptions he is now tied for the GAC lead with six this season
- Karltrrell Henderson is the third-leading rusher in the GAC with 297 yards (99.0 ypg) and five

2016 GAME NOTES • HENDERSON STATE (3-0, 3-0 GAC) AT SWOSU (0-3, 0-3 GAC)

touchdowns on the season, giving him 1,164 yards and 16 rushing touchdowns at SWOSU

- With six receptions for 79 yards and one touchdown at Ouachita, D.J. Jones is now the third-leading receiver in the GAC with 16 receptions for 319 yards to date
- SWOSU's offensive line allowed their first sack of the season at Ouachita, but they remain tied with Harding for the fewest in the league with one
- Derrick Styles caught a career-high eight passes for 112 yards against Ouachita, moving him to second on the team with 14 receptions on the year

SWOSU DEFENSIVE NOTES

- The 560 yards of total offense allowed by the Bulldogs at Ouachita is the most since SWOSU gave up 523 total yards at Southern Arkansas in the 2015 season opener
- SWOSU is now ranked seventh in the GAC in total defense, allowing 411.3 yards per game, while the scoring defense of 34.7 points per game is ranked ninth in the league
- Austin Loomis finished one tackle off his career high at Ouachita with 11 stops, giving him 30 for the year, a number ranking him second on the team and fifth in the GAC
- The Bulldogs are holding opponents to 38.3% (18-of-47) on third-down conversions, but SWOSU opponents are 6-for-7 when attempting to convert on fourth down
- Kevin Joseph leads the Great American Conference and ranks second in NCAA Division II with three interceptions, helping the Bulldogs lead the league with five interceptions as a team
- Seven different players have helped SWOSU record six sacks over the first three games and the Bulldogs have totaled 19.0 tackles for loss
- With 10 tackles at Ouachita, Conner Bays surpassed the 200-career tackle mark and recorded the 10th 10+ tackle game of his SWOSU career
- Bays leads the Great American Conference and ranks eight nationally with 37 tackles (23 solo, 14 assist) this season
- Somali Smith made a career-best six stops (three solo, three assist) at Ouachita, including one-half sack and tackle for loss

SWOSU SPECIAL TEAMS NOTES

- Sheldon Wilson helped breathe life into the SWOSU return game, returning his first kickoff in a Bulldog uniform 96 yards for a touchdown in the fourth quarter at Ouachita
- SWOSU is ranked sixth in the league in kickoff returns, averaging 22.9 yards per return, but the Dawgs have only returned three punts this season for an average of 1.0 yard per
- Tyler Peterson remains perfect on kicks this season, hitting his lone field goal attempts and all 10 extra points while averaging 58.3 yards on 15 kickoffs

LOOKING AHEAD

- SWOSU is back at home next Saturday to host Southeastern Oklahoma State at 2:00 pm from ASAP Energy Field
- The Bulldogs are then on the road at East Central and Southern Nazarene before closing the season with three of their final four games at home

SINGLE-GAME MILESTONES

10+ Tackles Conner Bays (10) <ul style="list-style-type: none">at Arkansas-Monticello, 9/10/16.....18Ouachita, 9/19/15.....14at Arkansas Tech, 11/7/15.....14at Southern Arkansas, 9/5/15.....13at Southeastern, 10/3/15.....12at Henderson State, 9/26/15.....11at East Central, 10/25/14.....10East Central, 10/10/15.....10vs. Central Okla., 12/5/15.....10at Ouachita, 9/17/16.....10 Austin Loomis (3) <ul style="list-style-type: none">at East Central, 10/25/14.....12Southern Arkansas, 9/1/16.....11at Ouachita, 9/17/16.....11 Michael Adefolarin (2) <ul style="list-style-type: none">at Southeastern, 10/3/15.....11Southern Arkansas, 9/1/16.....10 Gentry Rogers (1) <ul style="list-style-type: none">at Arkansas Tech, 11/7/15.....12	100-Yard Rushing Games Karltrill Henderson (3) <ul style="list-style-type: none">at Arkansas-Monticello, 9/10/16.....170at Northwestern Okla., 11/14/15.....168Ouachita, 9/19/15.....152 Kenneth Martey (2) <ul style="list-style-type: none">at Northwestern Okla., 11/14/15.....134Harding, 10/31/15.....106 Kedron Banks (1) <ul style="list-style-type: none">Southern Nazarene, 10/17/15.....144	3+ Passing Touchdowns Marc Evans (7) <ul style="list-style-type: none">Ouachita, 9/19/15.....4at Southern Arkansas, 9/5/15.....3Arkansas-Monticello, 9/5/15.....3East Central, 10/10/15.....3Southern Nazarene, 10/17/15.....3at Arkansas Tech, 11/7/15.....3vs. Central Okla., 12/5/15.....3
300-Yard Passing Games Marc Evans (5) <ul style="list-style-type: none">East Central, 10/10/15.....369Ouachita, 9/19/15.....365Arkansas-Monticello, 9/12/15.....331Southern Nazarene, 10/17/15.....325vs. Central Okla., 12/5/15.....301	2+ Rushing Touchdowns Karltrill Henderson (6) <ul style="list-style-type: none">at Arkansas-Monticello, 9/10/16.....3Arkansas-Monticello, 9/12/15.....2Ouachita, 9/19/15.....2Southern Nazarene, 10/17/15.....2at Northwestern Okla., 11/14/15.....2at Ouachita, 9/17/16.....2 Kenneth Martey (2) <ul style="list-style-type: none">Arkansas-Monticello, 9/12/15.....2at Oklahoma Baptist, 10/24/15.....2 Kedron Banks (1) <ul style="list-style-type: none">Southern Nazarene, 10/17/15.....3 Matt Farris (1) <ul style="list-style-type: none">at Northwestern Okla., 11/16/13.....2 Cameron Nix (1) <ul style="list-style-type: none">Southeastern, 10/18/14.....2	100-Yard Receiving Games D.J. Jones (4) <ul style="list-style-type: none">Southern Arkansas, 9/1/16.....141East Central, 10/10/15.....127Arkansas-Monticello, 9/12/15.....116vs. Central Okla., 12/5/15.....112 Derrick Styles <ul style="list-style-type: none">at Ouachita, 9/17/16.....112
	2+ Receiving Touchdowns D.J. Jones (2) <ul style="list-style-type: none">vs. Arkansas-Monticello, 9/12/15.....2vs. Southern Nazarene, 10/17/15.....2 Derrick Styles (2) <ul style="list-style-type: none">at Southern Arkansas, 9/5/15.....2 JR Omigie (1) <ul style="list-style-type: none">vs. Ouachita, 9/19/15.....2	



QUICK FACTS

School: Henderson State University
Location: Arkadelphia, Ark.
Founded: 1890
Enrollment: 3,500
Nickname: Reddies
School Colors: Red & Gray
Field: Carpenter-Haygood Stadium
Playing Surface: GeoSurface
Capacity: 9,600
Conference: Great American Conference
President: Dr. Glen Jones, Jr.
Athletic Director: Shawn Jones

COACHING STAFF

Head Coach: Scott Maxfield
Record (at school): 83-40 (12th year)
Record (Overall): 111-51 (16th year)
Assistant Coaches:
Matt Gordon Defensive Coordinator/DBs
Jeremiah Fiscus Offensive Coordinator/OL
Darren Drago Linebackers
Ryan Lusby Wide Receivers
Bradley Hollis Director of Football Ops
Dom Mirocke Outside Receivers
Kenrick Burns Cornerbacks
Taylor Paxton Tight Ends

REDDIES IN 2016 (3-0, 3-0 GAC)

Date	Opponent	Time/Result
Sept. 1	Southeastern Oklahoma State W 13-11
Sept. 10	at East Central W 34-7
Sept. 17	Northwestern Oklahoma State W 62-13
Sept. 24	at SWOSU 6:00 pm
Oct. 1	at Arkansas Tech 6:00 pm
Oct. 8	Harding 2:00 pm
Oct. 15	Arkansas-Monticello 2:00 pm
Oct. 22	vs. Southern Arkansas 2:00 pm
Oct. 29	Oklahoma Baptist 2:00 pm
Nov. 5	at Southern Nazarene 1:00 pm
Nov. 12	Ouachita 1:00 pm

SERIES HISTORY (HENDERSON STATE LEADS 5-2)

DATE	LOCATION	RESULT
10/4/80	Weatherford W 24-0
10/3/81	Arkadelphia L 16-23
9/17/11	Arkadelphia W 17-13
9/29/12	Weatherford L 22-50
10/12/13	Arkadelphia L 17-45
10/11/14	Weatherford L 14-28
9/26/15	Arkadelphia L 0-33

D2 Era: 1-4
In Weatherford: 1-2
In Arkadelphia: 1-3

AFCA Top 25 Poll

(September 19, 2016)

#	Team (First-Place Votes)	Rec.	Prev.
1.	Northwest Missouri St. (30)	3-0	1
2.	Grand Valley St. (Mich.)	3-0	2
3.	West Georgia	3-0	3
4.	Shepherd (W.Va.)	3-0	4
5.	Ashland (Ohio)	3-0	5
6.	Texas A&M-Commerce	2-0	7
7.	Ferris St. (Mich.)	3-0	6
8.	Henderson St. (Ark.)	3-0	8
9.	Indiana (Pa.)	2-0	9
10.	Slippery Rock (Pa.)	3-0	11
11.	Midwestern St. (Texas)	2-0	12
12.	Tuskegee (Ala.)	3-0	13
13.	Central Missouri	3-0	14
14.	Sioux Falls (S.D.)	3-0	15
15.	Azusa Pacific (Calif.)	3-0	16
16.	Augustana (S.D.)	3-0	18
17.	Assumption (Mass.)	3-0	17
18.	Colorado Mesa	3-0	23
T19.	Florida Tech	3-0	19
T19.	North Alabama	1-1	20
21.	Minnesota St.	2-1	21
22.	Bemidji St. (Minn.)	3-0	24
23.	Colorado School of Mines	2-1	10
24.	Humboldt St. (Calif.)	2-1	25
25.	Harding (Ark.)	3-0	NR

Receiving Votes: North Carolina-Pembroke, 28; Emporia St. (Kan.), 20; California (Pa.), 15; Valdosta St. (Ga.), 9; Wingate (N.C.), 8; Notre Dame (Ohio), 7; Southwest Baptist (Mo.), 7; West Texas A&M, 7; Fort Hays St. (Kan.), 4; Texas A&M-Kingsville, 4; Virginia St., 4.

D2Football.com Top 25 Poll

(September 13, 2016)

#	Team	Rec.	Prev.
1	Northwest Missouri	2-0	1
2	West Georgia	2-0	2
3	Grand Valley	2-0	3
4	Ashland	2-0	5
5	Shepherd	2-0	6
6	Central Missouri	2-0	8
7	Ferris State	2-0	7
8	Colorado Mines	2-0	12
9	North Alabama	0-1	9
10	Midwestern State	1-0	11
11	Texas A&M-Commerce	1-0	16
12	Henderson State	2-0	13
13	IUP	1-0	14
14	Slippery Rock	2-0	15
15	Sioux Falls	2-0	18
16	Tuskegee	2-0	17
17	Augustana	2-0	19
18	Valdosta State	1-0	21
19	Minnesota State	1-1	4
20	Emporia State	1-1	22
21	Azusa Pacific	2-0	NR
22	Humboldt State	1-1	10
23	Minnesota Duluth	1-1	23
24	Assumption	2-0	24
25	Florida Tech	2-0	NR

GREAT AMERICAN CONFERENCE STANDINGS

		GAC	Pct.	Overall Pct.	H	A	N	Strk	
1	Harding	3-0	1.000	3-0	1.000	2-0	1-0	0-0	W3
	Henderson State	3-0	1.000	3-0	1.000	2-0	1-0	0-0	W3
3	Arkansas Tech	2-1	0.667	2-1	0.667	2-0	0-1	0-0	W1
	Ouachita	2-1	0.667	2-1	0.667	2-0	0-1	0-0	W1
	Southeastern Oklahoma State	2-1	0.667	2-1	0.667	1-0	1-1	0-0	W2
	Southern Arkansas	2-1	0.667	2-1	0.667	1-0	1-1	0-0	L1
7	Arkansas-Monticello	1-2	0.333	1-2	0.333	1-0	0-2	0-0	L1
	East Central	1-2	0.333	1-2	0.333	0-1	1-1	0-0	W1
	Northwestern Oklahoma State	1-2	0.333	1-2	0.333	1-0	0-2	0-0	L2
	Oklahoma Baptist	1-2	0.333	1-2	0.333	1-1	0-1	0-0	L1
11	Southwestern Oklahoma State	0-3	0.000	0-3	0.000	0-1	0-2	0-0	L3
	Southern Nazarene	0-3	0.000	0-3	0.000	0-2	0-1	0-0	L3

This Week's #GACtion

September 24

2:00 PM	Southern Naz. at Southeastern
6:00 PM	Harding at Arkansas-Monticello
6:00 PM	Henderson State at SWOSU
6:00 PM	Ark. Tech at Southern Arkansas
6:00 PM	Okl. Baptist at East Central
7:00 PM	Ouachita at Northwestern

Upcoming Schedule

October 1

2:00 PM	Southeastern Okla at SWOSU
2:30 PM	Southern Naz. at Southern Ark
3:00 PM	Okl. Baptist at Ark.-Monticello
4:00 PM	East Central at Northwestern
6:00 PM	Henderson St at Arkansas Tech
6:00 PM	Ouachita at Harding

Last Week's Results

Southeastern def. Okla. Baptist 42-22
Henderson State def. Northwestern 62-23
Harding def. Southern Arkansas 35-14
Ark. Tech def. Ark.-Monticello 38-31
East Central def. Southern Nazarene 23-6
Ouachita def. SWOSU 48-28

GAC PLAYERS OF THE WEEK

OFFENSE


Week	Player
1 (Sept. 5)	Reid Miller, QB, NWOSU
2 (Sept. 12)	Kaymon Farmer, WR, SE
3 (Sept. 19)	
4 (Sept. 26)	
5 (Oct. 3)	
6 (Oct. 10)	
7 (Oct. 17)	
8 (Oct. 24)	
9 (Oct. 31)	
10 (Nov. 7)	
11 (Nov. 14)	

DEFENSE

Week	Player
1 (Sept. 5)	Cameron Sonnier, LB, HSU
2 (Sept. 12)	Sam Johnson, DL, HSU
	Charles Taylor III, DB, OBU
3 (Sept. 19)	
4 (Sept. 26)	
5 (Oct. 3)	
6 (Oct. 10)	
7 (Oct. 17)	
8 (Oct. 24)	
9 (Oct. 31)	
10 (Nov. 7)	
11 (Nov. 14)	

SPECIAL TEAMS

Week	Player
1 (Sept. 5)	Ke'Vontae Pope, RS, OUA
2 (Sept. 12)	Bradford Grems, K, SAU
3 (Sept. 19)	
4 (Sept. 26)	
5 (Oct. 3)	
6 (Oct. 10)	
7 (Oct. 17)	
8 (Oct. 24)	
9 (Oct. 31)	
10 (Nov. 7)	
11 (Nov. 14)	



HEAD COACH DAN COCANNOUER

SWOSU alum Dan Cocannouer enters his eighth season as the head coach of the Southwestern Oklahoma State football team in 2016. The Bulldogs are coming off record-setting 2015 season that included an 8-4 record and the Bulldogs first-ever NCAA Postseason appearance in the Live United Texarkana Bowl. Cocannouer, who returned home to lead his alma mater in 2009, has a career record of 29-47 at SWOSU.

The breakthrough season of 2015 came with accolades as Cocannouer was named the Great American Conference Coach of the Year and the American Football Coaches Association (AFCA) Region 4 Coach of the Year after leading the Bulldogs to a five-win turnaround and second-place finish in the GAC after being picked to finish seventh. SWOSU ended the season with a defeat at the Live United Texarkana Bowl, which was just the eighth postseason game in Bulldog football's 107-year history.

Resilience was the key for SWOSU in 2015 as the Bulldogs bounced back from starting the season 2-3 to win six straight games and earn their postseason appearance. The winning streak is the longest by the Bulldogs as members of the NCAA and helped break a postseason draught of nearly 20 years. SWOSU's offense set records for scoring as they went undefeated at ASAP Energy Field and earned their best Great American Conference finish since the formation of the league.

SWOSU had seven players earn GAC postseason honors as well as Cocannouer being named the conference Coach of the Year. Leading the honors were First Team All-GAC cornerback Trevon Hartfield and return specialist D.J. Jones, who also become SWOSU's ninth All-American of the NCAA Division II era, earning First Team honors as a return specialist from the D2CCA and second team Associated Press Little All-America honors as an all-purpose player.

The resume for Cocannouer added another significant honor in the spring of 2015 as it was announced that he would be inducted into the Oklahoma Coaches Association (OCA) Hall of Fame as part of the Class of 2015. He is one of 13 inductees from across the state of Oklahoma to be selected for induction following his storied coaching career at the prep level.

Cocannouer has led the Bulldogs to a winning record in two of the past three seasons and he is alone in seventh-place for all-time wins at SWOSU, just two wins shy of moving into the top-five on the career wins list. He bettered the Bulldogs win-loss total in each of his first three seasons, improving his team from 1-10 in his inaugural season to 5-6 in 2011, their first season in the GAC.

Prior to coming back to SWOSU, Cocannouer had spent 25 seasons as a high school head coach in the state of Oklahoma, establishing a reputation as one of the most prominent and well-respected coaching leaders in the state. He came to SWOSU after eight years at Edmond Santa Fe High School where he compiled a 70-26 record (.729 winning percentage) and led the Wolves to the Class 6A finals in 2003.

His other high school stops included lead high school programs at John Marshall, Chandler, Alva, Pauls Valley and Walters High Schools. All total, he has coached more than 36 years, including the last 30 as a head coach. He led five different schools to the state playoffs and served on the Oklahoma Football Coaches Association (OFCA) Advisory Board for several years and he is a past President of the Oklahoma Coaches Association (OCA) and the OFCA. With his prep success came the opportunity to coach in numerous all-star games, including the Oklahoma All-State game (1988), Jim Thorpe Classic (2000, 2002), Oil Bowl (1997-98) and Enid Shriner All-Star Game (1992-96).

Cocannouer played at SWOSU from 1974-77 under legendary head coach Otis Delaporte, helping the Bulldogs to conference titles in 1974 and 1977. He was a senior leader on the Bulldog team that won a school-record 11 games and finished as the NAIA National Runner-up in 1997 after playing in the Apple Bowl at the Seattle Kingdome. By returning to lead his alma mater, he became the first SWOSU graduate to lead the Bulldogs since Joe Metcalf did the same from 1952-57.

Cocannouer holds two degrees from SWOSU. He earned a bachelor's degree in Health and Physical Education in 1978 before serving as a graduate assistant for the Bulldog football team while until he earned a master's degree in Education in 1983. He also later obtained a secondary administrative certificate from Northwestern Oklahoma State in 1996.

Dan is a native of Tuttle, Oklahoma. The Cocannouer family lost their beloved wife and mother, Jeri Lyn, in early August 2015. She now has the best seat in all stadiums to cheer on the Bulldogs! They have two adult daughters and son-in-laws Cory and Janie Pence of Weatherford, and Colton and Josie Blackburn of Edmond.

Cocannouer vs. Opponents

Team	Record	Last
Abilene Christian	0-1	2010
Angelo State	0-1	2009
Arkansas-Monticello	3-3	2016
Arkansas Tech	4-1	2015
Central Oklahoma.....	2-2	2015
East Central.....	3-4	2015
Eastern New Mexico.....	1-1	2010
Emporia State.....	0-2	2010
Harding.....	2-3	2015
Henderson State.....	1-4	2015
Midwestern State.....	0-1	2010
Northeastern State	0-3	2011
Northwestern Okla.	3-1	2015
Oklahoma Baptist	1-0	2015
Ouachita Baptist	1-5	2016
Panhandle State	0-1	2009
Southern Arkansas	1-5	2016
Southern Nazarene	4-0	2015
Southeastern Okla.	2-5	2015
Stephen F. Austin.....	0-1	2012
Tarleton State	0-2	2013
Texas A&M-Commerce	1-1	2010
Texas A&M-Kingsville	0-1	2010
West Texas A&M	0-2	2010

Year-by-Year Results

Year	Overall		Conference		Result
	Won	Lost	Won	Lost	
2009	1	10	1	4	5th LSC
2010	3	8	3	3	T-3rd LSC
2011	5	6	3	5	7th GAC
2012	3	7	2	6	T-7th GAC
2013	6	5	6	5	T-4th GAC
2014	3	7	3	7	T-7th GAC
2015	8	4	8	3	T-2nd GAC
2016	0	3	0	3	
7+ Seasons	29	50	26	36	(.367)

2016 BULLDOG FOOTBALL ROSTER

No	Name	Pos.	#	Name	Pos.	Ht.	Wt.	Yr.	Hometown (Previous School)
18	Michael Adefolarin	DB	1	Kevin Joseph	DB	5-10	180	R-Sr.	North Miami Beach, Fla. (Santa Ana College)
48	Connor Adkins	LB	2	D.J. Jones	WR	5-7	155	Sr.	Oakland, Calif. (Menlo (Calif.) College)
	Ini Akpabot	DB	3	Talo Pascal	RB	5-8	175	R-Sr.	Arlington, Texas (Minnesota-Crookston)
93	Jakeldon Babers	DL	4	Tyson McDaniel	WR	6-1	185	Fr.	Fort Worth, Texas (Chisholm Trail HS)
82	Dillon Bauer	WR	5	Matt Farris	RB	6-0	210	Sr.	Ringling, Okla. (Ringling HS)
34	Conner Bays	DB	6	Jamorian Rose	DB	6-2	180	Jr.	Waxahatchie, Texas (Waxahatchie HS)
78	Tate Beuthien	OL	7	Karltrill Henderson	RB	5-11	205	Jr.	Moore, Okla. (Southmoore HS)
56	Justin Bigelow	OL	8	JR Omigie	WR	6-2	175	So.	Arlington, Texas (Martin HS)
73	Kevin Blessing	OL	9	Tyler Peterson	K/P	5-11	175	Sr.	Stockton, Kan. (Garden City (Kan.) CC)
35	Dominic Blue	DB	10	Cameron Nix	DB	6-1	185	Sr.	Carnegie, Okla. (Carnegie HS)
58	Korbin Boles	OL	11	Tyler Marr	QB	6-3	195	R-Fr.	Beggs, Okla. (Beggs HS)
	Kevin Bowie	RB	12	Marc Evans	QB	6-3	220	Sr.	Ventura, Calif. (Ventura (Calif.) College)
88	Collin Bricker	TE	13	Deric Robertson	DB	6-2	205	Sr.	Killeen, Texas (Oklahoma State University)
68	Elijah Britton	OL	14	Hunter Dinkines	WR	6-1	180	Sr.	Edmond, Okla. (Deer Creek HS)
80	Jordan Bryant	WR	15	Caleb Collins	QB	6-0	185	Fr.	Fort Worth, Texas (Timber Creek HS)
59	Colten Buie	DL	16	Dalton Jackson	K/P	5-11	165	Jr.	Willis, Texas (Willis HS)
75	Zakeius Clerk	DL	17	Somali Smith	DB	6-0	180	Sr.	Birmingham, Ala. (Iowa Central CC)
77	Tristyn Close	OL	18	Michael Adefolarin	DB	5-10	205	Sr.	Mansfield, Texas (Timberview HS)
15	Caleb Collins	QB	19	De'Veon Hunter	DB	6-1	190	Fr.	Dallas, Texas (Kimball HS)
	Jake Combest	DB	20	Sheldon Wilson	RB	5-11	190	Sr.	Anadarko, Okla. (Northeastern Oklahoma A&M)
43	Dalton Cooper	LB	21	Clay Wilkerson	LB	6-0	215	So.	Rockwall, Texas (Rockwall-Heath HS)
52	Malcolm Davis	LB	22	BJ Kellogg	DB	5-10	190	Jr.	North Minneapolis, Minn. (Rochester CC)
57	A.J. Dawson	DL	23	Terry McMillon	DB	6-2	195	Jr.	Daytona, Fla. (Fort Scott CC)
29	Daylan Dial	DB	24	Kenneth Martey	RB	6-0	210	Sr.	San Diego, Calif. (Menlo (Calif.) College)
14	Hunter Dinkines	WR	25	Jelani Heath	DB	5-11	165	R-Fr.	Carrollton, Texas (Hebron HS)
83	Marcellous Dowell	WR	26	Skye Singleton	DB	6-1	185	R-Fr.	Fort Worth, Texas (Arlington Heights HS)
12	Marc Evans	QB	27	Quinton Gale	DB	5-11	175	So.	Arlington, Texas (Seguin HS)
5	Matt Farris	RB	28	Alex Ramirez	TE	6-2	220	R-Fr.	Fort Worth, Texas (Brewer HS)
99	Tyler Follis	DL	29	Daylan Dial	DB	6-0	205	Jr.	Frisco, Texas (Frisco Heritage HS)
	Casey Freeman	QB	30	Braden Sweet	DB	5-10	195	R-Fr.	Perry, Okla. (Perry HS)
27	Quinton Gale	DB	31	Jaytron Phillips	LB	6-0	200	Fr.	Fort Worth, Texas (Chisholm Trail HS)
45	Corey Ganz	TE	32	Ryan Lemmons	DB	6-0	205	R-Fr.	Cedar Park, Texas (Cedar Park HS)
	Cody Gentry	DB	33	Kwame Tate	RB	5-8	205	Sr.	Elgin, Okla. (Central Oklahoma)
98	Joe Gonzales	DL	34	Conner Bays	DB	6-0	190	Sr.	Edmond, Okla. (Santa Fe HS)
79	Parrish Grant	OL	35	Dominic Blue	DB	6-1	210	So.	Roland, Okla. (Muldrow HS)
46	Spencer Grider	TE	36	Cory Wilkerson	LB	5-10	195	Fr.	Rockwall, Texas (Rockwall-Heath HS)
53	Jonathan Harris	DL	37	Gentry Rogers	LB	5-11	230	Sr.	Rockwall, Texas (Heath HS)
49	TJ Harris	DL	38	Chaz McGuire	LB	5-11	215	Fr.	Lone Grove, Okla. (Lone Grove HS)
25	Jelani Heath	DB	39	Gerald White	DB	5-8	165	R-Fr.	Tipton, Okla. (Tipton HS)
7	Karltrill Henderson	RB	40	Riley Julian	DL	6-2	225	Fr.	Marlow, Okla. (Marlow HS)
91	Jordan Hill	DL	41	Tyreik Lusk	DL	6-2	235	R-Fr.	Arlington, Texas (The Colony HS)
55	Clinton Horn	DL	42	Colton Wright	LB	6-1	215	So.	Tahlequah, Okla. (Tahlequah HS)
19	De'Veon Hunter	DB	43	Dalton Cooper	LB	6-0	205	Fr.	Tuttle, Okla. (Tuttle HS)
	Dezion Hunter	WR	44	Sam Phillips	TE	6-5	220	R-Fr.	Clinton, Ark. (Clinton HS)
	Brandon Ingram	WR	45	Corey Ganz	TE	6-6	245	R-Fr.	Enid, Okla. (Enid HS)
16	Dalton Jackson	K/P	46	Spencer Grider	TE	6-1	230	R-Fr.	Lewisville, Texas (Lewisville HS)
92	Rashad Jackson	DL	47	Zach Moore	LS	6-0	210	So.	Kingfisher, Okla. (Kingfisher HS)
97	Dejai Johnson	DL	48	Connor Adkins	LB	6-4	230	Fr.	Lubbock, Texas (Lubbock Christian HS)
96	Dustin Johnson	DL	49	TJ Harris	DL	6-2	225	Jr.	Midfield, Ala. (Garden City CC)
2	D.J. Jones	WR	50	Johnson Miller	LB	5-11	215	R-Fr.	Bethany, Okla. (Oklahoma City Legion)
1	Kevin Joseph	DB	51	Kolton Mueggenborg	DL	6-3	245	Fr.	Kingfisher, Okla. (Kingfisher HS)
40	Riley Julian	DL	52	Malcolm Davis	LB	6-3	215	R-Fr.	Fort Worth, Texas (Brewer HS)
22	BJ Kellogg	DB	53	Jonathan Harris	DL	6-0	275	Fr.	Tulsa, Okla. (Washington HS)
32	Ryan Lemmons	DB	54	Austin Loomis	LB	6-1	240	Jr.	Edmond, Okla. (Deer Creek HS)
			55	Clinton Horn	DL	6-0	285	Sr.	Ft. Cobb, Okla. (Carnegie HS)
			56	Justin Bigelow	OL	6-0	275	So.	Denison, Texas (Denison HS)
			57	A.J. Dawson	DL	6-2	245	R-Fr.	Frisco, Texas (Heritage HS)
			58	Korbin Boles	OL	6-3	315	Fr.	Palestine, Texas (Palestine HS)
			59	Colten Buie	DL	6-3	275	R-Fr.	San Angelo, Texas (Christoval HS)
			60	Reggie Mayes, Jr.	DL	6-1	240	Fr.	Tulsa, Okla. (Washington HS)
			66	Connor O'Neil	OL	6-1	275	So.	Trophy Club, Texas (Byron Nelson HS)
			68	Elijah Britton	OL	6-5	330	R-Fr.	Keller, Texas (Keller Central HS)
			69	Ace McMahan	OL	6-1	275	So.	Ringling, Okla. (Ringling HS)

2016 BULLDOG FOOTBALL ROSTER

#	Name	Pos.	Ht.	Wt.	Yr.	Hometown (Previous School)
70	Brent Williams	OL	6-6	325	R-Jr.	San Diego, Calif. (Grossmont (Calif.) College)
71	Chandler Pavlik	OL	6-7	320	Fr.	Fort Worth, Texas (Chisholm Trail HS)
72	Cordarius Smith	OL	6-2	295	Jr.	Columbus, Ga. (Eastern Arizona College)
73	Kevin Blessing	OL	6-2	310	Jr.	Flower Mound, Texas (Marcus HS)
74	Garrett Luke	OL	6-3	285	Jr.	Willis, Texas (Willis HS)
75	Zakeius Clerk	DL	6-0	305	Jr.	Desoto, Texas (Red Oak HS)
76	Brandon Roe	OL	6-3	285	So.	Choctaw, Okla. (Choctaw HS)
77	Tristyn Close	OL	6-7	385	R-Fr.	Stroud, Okla. (Stroud HS)
78	Tate Beuthien	OL	6-4	300	R-Fr.	Era, Texas (Era HS)
79	Parrish Grant	OL	6-3	320	Jr.	Stockton, Calif. (San Joaquin Delta College)
80	Jordan Bryant	WR	6-2	200	Fr.	Crandall, Texas (Crandall HS)
81	Dylan Power	TE	6-5	225	Sr.	North Las Vegas, Nev. (Menlo (Calif.) College)
82	Dillon Bauer	WR	5-10	180	Jr.	Willis, Texas (McNeese State)
83	Marcellous Dowell	WR	6-3	190	R-Fr.	Cache, Okla. (Cache HS)
85	Marcus Mosi	TE	6-3	265	Sr.	San Lorenzo, Calif. (Menlo (Calif.) College)
86	Saivion McCauley	WR	6-1	200	Fr.	Dallas, Texas (Hillcrest HS)
87	Derrick Styles	WR	6-3	190	Jr.	Arlington, Texas (Mansfield Summit HS)
88	Collin Bricker	TE	6-3	240	Sr.	Piedmont, Okla. (Piedmont HS)
90	George Woods	DL	6-0	275	Sr.	Houston, Texas (Abilene Christian Univ.)
91	Jordan Hill	DL	6-2	260	So.	Rockwall, Texas (Rockwall-Heath HS)
92	Rashad Jackson	DL	6-5	260	Jr.	Titusville, Fla. (Fort Scott CC)
93	Jakeldon Babers	DL	6-1	220	Jr.	Frisco, Texas (Frisco Heritage HS)
94	Bailey McKay	DL	6-0	245	So.	Claremore, Okla. (Sequoyah HS)
95	Navajo Smith	DL	6-2	300	R-So.	Trophy Club, Texas (Byron Nelson HS)
96	Dustin Johnson	DL	6-3	235	Jr.	Taylor, Texas (Taylor HS)
97	Dejai Johnson	DL	5-11	260	So.	Midwest City, Okla. (Midwest City HS)
98	Joe Gonzales	DL	5-10	270	So.	Justin, Texas (Northwest HS)
99	Tyler Follis	DL	6-2	305	Jr.	Edmond, Okla. (Deer Creek HS)
	Ini Akpabot	DB	5-10	190	Fr.	Dallas, Texas (Bishop Lynch HS)
	Kevin Bowie	RB	6-0	215	Fr.	Fort Worth, Texas (Arlington Heights HS)
	Jake Combest	DB	5-9	195	Fr.	Purcell, Okla. (Purcell HS)
	Casey Freeman	QB	6-2	185	R-Fr.	Newcastle, Okla. (Newcastle HS)
	Cody Gentry	DB	6-2	185	Fr.	Fort Worth, Texas (Brewer HS)
	Dezion Hunter	WR	6-2	175	Fr.	Dallas, Texas (A-Plus Academy)
	Brandon Ingram	WR	6-0	175	Fr.	Burkburnett, Texas (Burkburnett HS)
	Squire Logan	WR	6-1	195	Fr.	Enid, Okla. (Enid HS)
	Vessy Parrish	DL	6-0	305	Fr.	Edmond, Okla. (Santa Fe HS)
	DeWayne Rhodes	DL	6-2	280	Fr.	Luther, Okla. (Luther HS)
	Jordan Rolin	WR	6-2	175	Fr.	Purcell, Okla. (Purcell HS)
	Kellan Smith	WR	6-1	190	Fr.	Hobart, Okla. (Hobart HS)
	Colin Watford	QB	6-1	215	Fr.	Prague, Okla. (Prague HS)

No	Name	Pos.
	Squire Logan	WR
54	Austin Loomis	LB
74	Garrett Luke	OL
41	Tyreik Lusk	DL
11	Tyler Marr	QB
24	Kenneth Martey	RB
60	Reggie Mayes, Jr.	DL
86	Saivion McCauley	WR
4	Tyson McDaniel	WR
38	Chaz McGuire	LB
94	Bailey McKay	DL
69	Ace McMahan	OL
23	Terry McMillon	DL
50	Johnson Miller	LB
47	Zach Moore	LS
	Jalyn Morgan	DB
85	Marcus Mosi	TE
	Kolton Mueggenborg	DL
10	Cameron Nix	DB
66	Connor O'Neil	OL
8	JR Omigie	WR
	Vessy Parrish	DL
3	Talo Pascal	RB
71	Chandler Pavlik	OL
9	Tyler Peterson	K/P
31	Jaytron Phillips	LB
44	Sam Phillips	TE
81	Dylan Power	TE
28	Alex Ramirez	TE
	DeWayne Rhodes	DL
13	Deric Robertson	DB
76	Brandon Roe	OL
37	Gentry Rogers	LB
	Jordan Rolin	WR
6	Jamorion Rose	DB
26	Skye Singleton	DB
95	Navajo Smith	DL
72	Cordarius Smith	OL
	Kellan Smith	WR
17	Somali Smith	DB
87	Derrick Styles	WR
30	Braden Sweet	DB
33	Kwame Tate	RB
	Colin Watford	QB
39	Gerald White	DB
21	Clay Wilkerson	LB
36	Cory Wilkerson	LB
70	Brent Williams	OL
20	Sheldon Wilson	RB
90	George Woods	DL
42	Colton Wright	LB

PRONUNCIATION GUIDE

No.	Name.....	Pronunciation	No.	Name.....	Pronunciation
18	Michael ADEFOLARIN.....	add-uh-foe-LAIR-in		SAIVION McCauley	SIE-vee-on
	INI AKPABOT	EE-nee ACK-puh-bot	85	Marcus MOSI	MOE-see
78	Tate BEUTHIEN	bee-OOTH-ee-un		Kolton MUEGGENBORG	MUG-en-borg
59	Colten BUIE	BOO-E	8	JR OMIGIE	oh-ME-gee
75	ZAKEIUS Clerk.....	Zuh-KEY-us	26	TALO PASCAL	TAL-oh PASS-cal
97	DEJAI Johnson	DEE-Jay	6	JAMORION Rose	juh-MORE-ee-on
41	TYRIEK Lusk	tie-REEK			
24	Kenneth MARTEY	MAR-Tee			

2016 GAME NOTES • HENDERSON STATE (3-0, 3-0 GAC) AT SWOSU (0-3, 0-3 GAC)

HENDERSON STATE DEPTH CHART

OFFENSE

QB	14	Andrew Black	6-1	180	So.	Tyler, Texas
	13	Evan Lassiter	6-5	220	Jr.	Coral Springs, Fla.
RB	23	Jaquan Cole	5-8	185	Sr.	Duncanville, Texas
	26	Jeremy Wilson	5-8	165	Fr.	Madill, Okla.
X	8	Austin Bennett	5-11	175	Jr.	Manvel, Texas
	18	Al Lasker	6-3	205	Sr.	Conway, Ark.
H	12	Jacoby Lewis	5-6	149	So.	Pearland, Texas
	24	Darion Gray	5-10	170	So.	Huffman, Texas
Y	15	AJ Smith	6-5	215	Jr.	Port Neches, Texas
	84	Ben Johnson	6-2	210	So.	Sapulpa, Okla.
Z	1	Courtney Whitehead	6-3	215	Sr.	Athens, Texas
	20	Zacari Lavender	5-11	190	Sr.	Gulfport, Miss.
LT	65	Jojo Grant	6-3	280	So.	Hot Springs, Ark.
	56	Darren Franklin	6-3	315	Jr.	Rusk, Texas
LG	70	John Michael McGee	6-4	280	Sr.	Texarkana, Texas
	59	Tucker Cross	6-3	315	So.	Denton, Texas
C	53	Cory Stittle	6-2	270	So.	Aledo, Texas
	73	Will Brogdon	6-0	285	Fr.	Van Alstyne, Texas
RG	63	Daniel Moore	6-1	280	So.	Duncan, Okla.
	72	Charles Korn	6-4	305	Jr.	San Antonio, Texas
RT	79	Justin Carpenter	6-4	290	Jr.	Lonoke, Ark.
	67	John Laubacher	6-3	325	Jr.	Corinth, Texas

DEFENSE

DE	77	Daquellan Scott	5-11	260	So.	Kilgore, Texas
	93	Jordan Dominguez	6-2	265	Sr.	Mission Viejo, Calif.
NT	94	Henry Davis	6-2	270	Jr.	Denton, Texas
	78	Derrick Muldrow	6-0	315	Jr.	Mineral Springs, Ark.
DE	91	Sam Johnson	6-4	250	Jr.	Sapulpa, Okla.
	44	Robert Thomas	6-0	235	Fr.	Cedar Hill, Texas
SLB	99	Josh Davis	5-11	215	Sr.	El Dorado, Ark.
	28	Miles Kirksey	6-1	225	Sr.	Missouri City, Texas
MLB	50	Cameron Sonnier	6-1	210	So.	Webster, Texas
	39	Mac McCaskill	6-0	215	Fr.	Austin, Texas
WLB	27	Terrance Bailey	6-2	210	Jr.	Miami, Fla.
	35	Benny McCall	6-2	225	Sr.	Lake Cormorant, Miss.
NB	22	Dondre Wright	5-11	210	Sr.	Ajax, Ontario
	34	Cornelius Barber	6-2	202	Jr.	Brenham, Texas
CB	2	Tavares Garner	6-0	195	Sr.	Missouri City, Texas
	9	A.J. Tucker	6-3	210	Jr.	Little Rock, Ark.
CB	21	Tiyun Avery	5-9	180	Sr.	Forsyth, Ga.
	4	Jonathan Edouard	6-0	165	Jr.	Orlando, Fla.
FS	10	Sheldon Watson	6-2	185	So.	Palestine, Texas
	36	Malik Brown	6-1	185	So.	Huntsville, Texas
ROV	3	Gary Vines	5-11	190	Sr.	North Little Rock, Ark.
	11	Darius Thomas	6-2	190	Sr.	Dublin, Ga.

SPECIAL TEAMS

P	49	Cody Mikell	6-0	215	Jr.	Poplarville, Miss.
K	47	Houston Ray	6-0	175	Jr.	Owensboro, Ky.
LS	16	Trent Williams	6-3	190	Fr.	Whitehouse, Texas
	53	Cory Stittle	6-2	270	So.	Aledo, Texas
H	49	Cody Mikell	6-0	215	Jr.	Poplarville, Miss.
PR	1	Courtney Whitehead	6-3	215	Sr.	Athens, Texas
	18	Al Lasker	6-3	205	Sr.	Conway, Ark.
KR	20	Zacari Lavender	5-11	190	Sr.	Gulfport, Miss.
	12	Jacoby Lewis	5-6	149	So.	Pearland, Texas

SWOSU DEPTH CHART

OFFENSE

WR	8	J.R. Omigie	6-2	175	So.	Arlington, Texas
	83	Marcellous Dowell	6-3	190	R-Fr.	Cache, Okla.
WR	2	D.J. Jones	5-7	155	Sr.	Oakland, Calif.
	4	Tyson McDaniel	6-1	185	Fr.	Fort Worth, Texas
LT	74	Garrett Luke	6-3	285	Jr.	Willis, Texas
	70	Brent Williams	6-6	315	R-Jr.	San Diego, Calif.
LG	76	Brandon Roe	6-3	285	So.	Choctaw, Okla.
	79	Parrish Grant	6-3	320	Jr.	Stockton, Calif.
C	56	Justin Bigelow	6-0	275	So.	Denison, Texas
	69	Ace McMahan	6-1	275	So.	Ringling, Okla.
RG	73	Kevin Blessing	6-2	310	Jr.	Flower Mound, Texas
	66	Connor O'Neil	6-1	275	So.	Trophy Club, Texas
RT	68	Elijah Britton	6-5	335	R-Fr.	Keller, Texas
	78	Tate Beuthien	6-4	300	R-Fr.	Era, Texas
TE	88	Collin Bricker	6-3	235	Sr.	Piedmont, Okla.
	85	Marcus Mosi	6-3	265	Sr.	San Lorenzo, Calif.
RB	7	Karltrrell Henderson	5-11	205	Jr.	Moore, Okla.
	24	Kenneth Martey	6-0	210	Sr.	San Diego, Calif.
QB	12	Marc Evans	6-3	220	Sr.	Ventura, Calif.
	11	Tyler Marr	6-3	195	R-Fr.	Beggs, Okla.
WR	87	Derrick Styles	6-3	190	Jr.	Arlington, Texas
	14	Hunter Dinkines	6-1	180	Sr.	Edmond, Okla.

DEFENSE

DE	49	TJ Harris	6-2	225	Jr.	Midfield, Ala.
	94	Bailey McKay	6-0	245	So.	Claremore, Okla.
DT	90	George Woods	6-0	275	Sr.	Houston, Texas
	55	Clinton Horn	6-0	285	Sr.	Ft. Cobb, Okla.
NG	75	Zakeius Clerk	6-0	305	Jr.	DeSoto, Texas
	99	Tyler Follis	6-2	320	Jr.	Edmond, Okla.
DE	96	Dustin Johnson	6-3	235	Jr.	Taylor, Texas
	93	Jakeldon Babers	6-1	220	Jr.	Frisco, Texas
LB	37	Gentry Rogers	5-11	230	Sr.	Rockwall, Texas
	21	Clay Wilkerson	6-0	215	So.	Rockwall, Texas
LB	54	Austin Loomis	6-1	240	Jr.	Edmond, Okla.
	42	Colton Wright	6-1	215	So.	Tahlequah, Okla.
DAWG	18	Michael Adefolarin	5-10	205	Sr.	Mansfield, Texas
	35	Dominic Blue	6-1	210	So.	Roland, Okla.
CB	1	Kevin Joseph	5-10	180	R-Sr.	North Miami Beach, Fla.
	23	Terry McMillon	6-2	195	Jr.	Daytona, Fla.
SS	34	Conner Bays	6-0	190	Sr.	Edmond, Okla.
	10	Cameron Nix	6-1	185	Sr.	Carnegie, Okla.
FS	13	Deric Robertson	6-2	205	Sr.	Killeen, Texas
	6	Jamorian Rose	6-2	180	Jr.	Waxahatchie, Texas
CB	27	Quinton Gale	5-11	175	So.	Arlington, Texas
	17	Somali Smith	6-0	180	Sr.	Birmingham, Ala.

SPECIAL TEAMS

K	9	Tyler Peterson	5-11	175	Sr.	Stockton, Kan.
P	16	Dalton Jackson	5-11	165	Jr.	Willis, Texas
LS	47	Zach Moore	6-0	220	So.	Kingfisher, Okla.
KR	2	D.J. Jones	5-7	155	Sr.	Oakland, Calif.
	20	Sheldon Wilson	5-11	190	Sr.	Anadarko, Okla.
PR	2	D.J. Jones	5-7	155	Sr.	Oakland, Calif.
	14	Hunter Dinkines	6-1	180	Sr.	Edmond, Okla.
H	14	Hunter Dinkines	6-1	180	Sr.	Edmond, Okla.

The Last Time it Happened for SWOSU

400+ Passing Yards

Dustin Stenta (443) - Nov. 9, 2013 at Tarleton State

300-399 Passing Yards

Marc Evans (301) - Dec. 5, 2015 vs. Central Okla.

40+ Pass Attempts

Marc Evans (41) - Sept. 1, 2016 vs. Southern Arkansas

4+ TD passes

Marc Evans (4) Sept. 19, 2015 vs. Ouachita Baptist

30+ Completions

Marc Evans (30) - Dec. 5, 2015 vs. Central Okla.

200+ Rushing Yards

Aaron Wilson (289) - Nov. 3, 2012 vs. Arkansas-Monticello

150-199 Rushing Yards

Karltrill Henderson (170) - Sept. 10, 2016 at Arkansas-Monticello

100-149 Rushing Yards

Kenneth Martey (134) - Nov. 14, 2015 at Northwestern Okla.

20+ Rushing Attempts

Karltrill Henderson (22) - Nov. 14, 2015 at Northwestern Okla.

3+ Rushing TDs

Karltrill Henderson (3) - Sept. 10, 2016 at Arkansas-Monticello

Rush of 50+ Yards

Karltrill Henderson (50) - Sept. 10, 2016 at Arkansas-Monticello

200+ Receiving Yards

Danny Howard (248) - Oct. 29, 2005 at Northeastern State

150-199 Receiving Yards

Ryan Corbin (164) - Oct. 18, 2013 at Southeastern Oklahoma State

100-149 Receiving Yards

Derrick Styles (112) - Sept. 17, 2016 at Ouachita

10+ Receptions

Ryan Corbin (11) - Nov. 9, 2013 at Tarleton State

3+ Receiving Touchdowns

Ryan Corbin (3) - Oct. 18, 2013 at Southeastern Oklahoma State

50+ Yard Reception

DJ Jones from Marc Evans (86) - Sept. 1, 2016 vs. Southern Arkansas

3 Interceptions

Terrance Franklin - Sept. 15, 2012 vs. East Central

2 Interceptions

Kevin Joseph - Sept. 1, 2016 vs. Southern Arkansas

Interception Returned for Touchdown

Conner Bays (41 yards) - Oct. 24, 2015 at Oklahoma Baptist

Fumble Returned for Touchdown

Brandon Wicks (43 yards) - Sept. 15, 2007 vs. Panhandle State

Greg Franklin (25 yards) - Sept 15, 2007 vs. Panhandle State

Safety Forced

Team (Blocked Punt by Tanner Thompson) - Sept. 5, 2015 at Southern Arkansas

20+ Tackles

Mark Patterson (22) - Sept. 9, 1997 at Eastern New Mexico

15-19 Tackles

Conner Bays (18) - Sept. 10, 2015 at Arkansas-Monticello

10-14 Tackles

Austin Loomis (11) & Conner Bays (10) - Sept. 17, 2016 at Ouachita

3+ Sacks

Jim O'Brien (3.0) - Sept. 22, 2012 at Southern Arkansas

5+ Tackles for Loss

Devin Benton (5.0) - Sept. 13, 2014 vs Arkansas Tech

Kick Return for Touchdown

Sheldon Wilson (96 yards) - Sept. 17, 2016 at Ouachita

Punt Return for Touchdown

D.J. Jones (69 yards) - Oct. 24, 2015 at Oklahoma Baptist

Punt Blocked

Dustin Johnson - Sept. 1, 2016 vs. Southern Arkansas

40+ Yard Field Goal

Colton Rainey (44) - Oct. 20, 2012 at Southeastern Oklahoma State

50+ Yard Field Goal

Scott Poole (53) - Oct. 18, 2003 at Southern Nazarene

3+ FGs in a Game


Colton Rainey (3) - Oct. 13, 2012 vs. Arkansas Tech

50+ Yard Punt

Dalton Jackson (51) - Sept. 1, 2016 vs. Southern Arkansas

Last Time vs Henderson State

Game 4: Sept. 26, 2015, Arkadelphia, Ark. (Carpenter-Haygood, 5,300)

	SWOSU	0
	Henderson State	33

Score by Quarters	1	2	3	4	Score
Southwestern Okla.	0	0	0	0	0
Henderson State	0	17	3	13	33

Team	Qtr	Time	Scoring play (Conversion)	SWOSU-HSU
HSU	2nd	10:10	Cole 72 yd run (Ray kick)	0-7
HSU	2nd	05:23	Cole 11 yd pass from Hardison (Ray kick)	0-14
HSU	2nd	01:28	Houston Ray 23 yd field goal	0-17
HSU	3rd	01:29	Houston Ray 36 yd field goal	0-20
HSU	4th	09:34	Houston Ray 44 yd field goal	0-23
HSU	4th	04:09	Houston Ray 34 yd field goal	0-26
HSU	4th	01:13	Peters 6 yd run (Ray kick)	0-33

	SWOSU	HSU
FIRST DOWNS	11	14
NET YARDS RUSHING	42	227
NET YARDS PASSING	178	96
TOTAL OFFENSE YARDS	220	323
Fumbles: Number-Lost	0-0	0-0
Penalties: Number-Yards	5-30	3-35
PUNTS-YARDS	7-223	6-266
KICKOFFS-YARDS	1-55	8-425
Punt returns: Number-Yards-TD	1-18-0	2-27-0
Kickoff returns: Number-Yds-TD	6-112-0	1-30-0
Interceptions: Number-Yds-TD	0-0-0	5-56-0
Fumble Returns: Number-Yds-TD	0-0-0	0-0-0
Miscellaneous Yards	0	0
Possession Time	26:02	33:58
Third-Down Conversions	8 of 18	4 of 17
Fourth-Down Conversions	0 of 1	2 of 3
Red-Zone Scores-Chances	0-1	5-5
Sacks By: Number-Yards	1-5	1-3
PAT Kicks	0-0	3-3
Field Goals	0-1	4-4
Points off turnovers	0	0

Rushing (No-Yds-TD)

SWOSU: Karltrill Henderson, 14-33-0

HSU: Jaquan Cole, 21-143-1; Rodney Bryson, 11-35-0; Calen Peters, 4-29-1

Passing (Comp-Att-Int, Yds-TD)

SWOSU: Marc Evans, 23-42-5, 178-0

HSU: Dallas Hardison, 14-24-0, 86-1; Andrew Black, 1-2-0, 10-0

Receiving (Rec-Yds-TD)

SWOSU: DJ Jones, 6-34-0; JR Omigie, 6-32-0; Karltrill Henderson, 3-80-0

HSU: Mark Czaus, 4-29-0; Joseph Snapp, 3-9-0; Jaquan Cole, 2-12-1

Defense (Solo-Assist-Total)

SWOSU: Conner Bays, 5-6-11; Austin Loomis, 5-4-9; Tyler George, 5-1-6

HSU: Lawson Schulz, 4-3-7; Tavares Garner, 3-3-6; Josh Davis, 2-4-6; Sheldon Watson, 2-4-6

2016 SWOSU Football Southwestern Okla. Combined Team Statistics (as of Sep 19, 2016) All games

Date	Opponent	Score	Att.	Record:	Overall	Home	Away	Neutral
* Sep 01, 201	SOUTHERN ARKANSAS	L 17-21	4129	All games	0-3	0-1	0-2	0-0
* Sep 10, 201	at Arkansas-Monticello	L 28-35	2725	Conference	0-3	0-1	0-2	0-0
* Sep 17, 201	at Ouachita Baptist	L 28-48	3108	Non-Conference	0-0	0-0	0-0	0-0

Rushing	g	att	gain	loss	net	avg	td	lg	avg/g
K. Henderson	3	44	305	8	297	6.8	5	50	99.0
Kenneth Martey	3	25	99	6	93	3.7	0	11	31.0
Sheldon Wilson	2	10	46	5	41	4.1	0	12	20.5
D.J. Jones	3	5	22	2	20	4.0	0	8	6.7
Kwame Tate	1	9	17	1	16	1.8	0	5	16.0
Total	3	98	494	54	440	4.5	6	50	146.7
Opponents	3	149	715	96	619	4.2	7	76	206.3

Passing	g	eff	comp	att	int	pct	yds	td	lg	avg/g
Marc Evans	3	96.03	54	113	6	47.8	674	3	86	224.7
Total	3	96.03	54	113	6	47.8	674	3	86	224.7
Opponents	3	130.67	47	83	5	56.6	615	6	54	205.0

Receiving	g	no.	yds	avg	td	lg	avg/g
D.J. Jones	3	16	248	15.5	2	86	82.7
Derrick Styles	3	14	171	12.2	0	30	57.0
Hunter Dinkines	3	6	93	15.5	1	27	31.0
JR Omigie	3	6	59	9.8	0	15	19.7
K. Henderson	3	4	24	6.0	0	11	8.0
Dylan Power	2	2	22	11.0	0	14	11.0
Collin Bricker	3	2	12	6.0	0	8	4.0
Tyson McDaniel	1	1	41	41.0	0	41	41.0
Marcus Mosi	2	1	5	5.0	0	5	2.5
Kenneth Martey	3	1	3	3.0	0	3	1.0
Kwame Tate	1	1	-4	-4.0	0	0	-4.0
Total	3	54	674	12.5	3	86	224.7
Opponents	3	47	615	13.1	6	54	205.0

Field Goals	fg	pct.	01-19	20-29	30-39	40-49	50-99	lg	blk
Tyler Peterson	1-1	100.	0-0	1-1	0-0	0-0	0-0	21	0

Scoring	td	fg	PAT				dxp	saf	pts
			kick	rush	rcv	pass			
K. Henderson	5	-	-	-	-	-	-	-	30
Tyler Peterson	-	1-1	10-10	-	-	-	-	-	13
D.J. Jones	2	-	-	-	-	-	-	-	12
Hunter Dinkines	1	-	-	-	-	-	-	-	6
Sheldon Wilson	1	-	-	-	-	-	-	-	6
Garrett Luke	1	-	-	-	-	-	-	-	6
Total	10	1-1	10-10	-	-	-	-	-	73
Opponents	14	2-4	10-12	-	1	1-2	-	1	104

Score by Quarters	1st	2nd	3rd	4th	OT	Total
Southwestern Okla.	28	17	14	14	0	73
Opponents	10	49	20	25	0	104

Team Statistics	SWOSU	OPP
FIRST DOWNS	61	68
Rushing	25	34
Passing	27	29
Penalty	9	5
RUSHING YARDAGE	440	619
Rushing Attempts	98	149
Average Per Rush	4.5	4.2
Average Per Game	146.7	206.3
TDs Rushing	6	7
PASSING YARDAGE	674	615
Comp-Att-Int	54-113-6	47-83-5
Average Per Pass	6.0	7.4
Average Per Catch	12.5	13.1
Average Per Game	224.7	205.0
TDs Passing	3	6
TOTAL OFFENSE	1114	1234
Average Per Play	5.3	5.3
Average Per Game	371.3	411.3
KICK RETURNS: #-Yards	15-343	9-181
PUNT RETURNS: #-Yards	3-3	1-34
INT RETURNS: #-Yards	5-14	6-64
FUMBLES-LOST	6-2	2-2
PENALTIES-Yards	21-173	26-267
PUNTS-AVG	11-28.2	12-39.6
TIME OF POSSESSION/G	24:29	35:29
3RD-DOWN Conversions	12/36	18/47
4TH-DOWN Conversions	3/11	6/7

Interceptions	no.	yds	avg	td	lg
Kevin Joseph	3	0	0.0	0	0
Quinton Gale	1	12	12.0	0	12
Conner Bays	1	2	2.0	0	2

Punting	no.	yds	avg	lg	tb	fc	i20	50+	blk
Dalton Jackson	10	327	32.7	51	0	3	1	1	0
TEAM	1	-17	-17.	0	0	0	0	0	0

Punt Returns	no.	yds	avg	td	lg
D.J. Jones	3	3	1.0	0	12
Total	3	3	1.0	0	12
Opponents	1	34	34.0	1	34

Kick Returns	no.	yds	avg	td	lg
D.J. Jones	7	146	20.9	0	29
Kevin Joseph	3	62	20.7	0	29
Sheldon Wilson	1	96	96.0	1	96
Colton Wright	1	9	9.0	0	9
Collin Bricker	1	15	15.0	0	15
Dominic Blue	1	15	15.0	0	15
Gentry Rogers	1	0	0.0	0	0
Total	15	343	22.9	1	96
Opponents	9	181	20.1	0	38

All Purpose	g	rush	rcv	pr	kr	ir	total	avg/g
D.J. Jones	3	20	248	3	146	0	417	139.0
K. Henderson	3	297	24	0	0	0	321	107.0
Derrick Styles	3	0	171	0	0	0	171	57.0
Sheldon Wils	2	41	0	0	96	0	137	68.5
Kenneth Mart	3	93	3	0	0	0	96	32.0
Total	3	440	674	3	343	14	1474	491.3
Opponents	3	619	615	34	181	64	1513	504.3

2016 SWOSU Football
Southwestern Okla. Overall Defensive Statistics (as of Sep 19, 2016)
All games

#	Defensive Leaders	gp	Tackles				Sacks	Pass defense			Fumbles		blkd	
			ua	a	tot	tfl/yds		int-yds	brup	qbh	rcv-yds	ff	kick	saf
34	Conner Bays	3	23	14	37	3.0-6	.	1-2
54	Austin Loomis	3	12	18	30	0.5-9	0.5-9	.	.	.	1-0	.	.	.
18	M. Adefolarin	3	13	8	21	3.0-5
1	Kevin Joseph	3	11	7	18	.	.	3-0	1
96	Dustin Johnson	3	6	7	13	1.5-6	1.0-4	.	.	1	.	.	1	.
42	Colton Wright	3	8	3	11	1.0-4
21	Clay Wilkerson	3	2	8	10
95	Navajo Smith	3	3	5	8	1.5-12	1.0-11
49	TJ Harris	3	5	3	8	1.5-7	1.0-7
37	Gentry Rogers	3	4	4	8	1.5-3	.	.	1
13	Deric Robertson	3	6	1	7	.	.	.	2	.	1-27	.	.	.
94	Bailey McKay	3	4	3	7	1.0-5
17	Somali Smith	2	3	3	6	0.5-9	0.5-9
97	Dejai Johnson	3	3	3	6	1.0-6	1.0-6	.	.	1	.	1	.	.
75	Zakeius Clerk	3	1	4	5	0.5-3	.	.	1
55	Clinton Horn	3	1	4	5
90	George Woods	3	2	2	4	1.5-3	1.0-2	.	.	1
27	Quinton Gale	3	4	.	4	.	.	1-12
10	Cameron Nix	3	3	1	4
35	Dominic Blue	3	.	3	3
23	Terry McMillon	3	3	.	3	.	.	.	1
22	BJ Kellogg	1	3	.	3
41	Tyreik Lusk	2	1	1	2	1.0-1	.	.	.	1
TM	TEAM	2	2	.	2
26	Skye Singleton	2	.	2	2
6	Jamorion Rose	1	1	.	1
12	Marc Evans	3	1	.	1
57	AJ Dawson	1	1	.	1
8	JR Omigie	3	1	.	1
92	Rashad Jackson	1	.	1	1
30	Braden Sweet	3	1	.	1
7	K. Henderson	3	1	.	1
29	Daylan Dial	2	1	.	1
Total		3	130	105	235	19-79	6-48	5-14	6	4	2-27	1	1	.
Opponents		3	126	52	178	10-29	1-5	6-64	10	6	2-36	2	.	1

2016 GAME NOTES • HENDERSON STATE (3-0, 3-0 GAC) AT SWOSU (0-3, 0-3 GAC)

SWOSU SCORING DRIVES

Opponent	Qtr	TD	FG	Player	Scoring Play	Plays	Yds	TOP
Southern Ark.	1	X		Garrett Luke	Fumble Rec.	6	39	1:52
Southern Ark.	1	X		D.J. Jones	86-yd pass	2	88	0:46
Southern Ark.	2		X	Tyler Peterson	21-yd FG	13	61	5:05
Ark.-Monticello	1	X		K. Henderson	44-yd run	6	67	2:24
Ark.-Monticello	2	X		Hunter Dinkines	27-yd pass	7	71	1:52
Ark.-Monticello	3	X		K. Henderson	50-yd run	3	59	1:19
Ark.-Monticello	4	X		K. Henderson	3-yd run	12	66	4:39
Ouachita	1	X		D.J. Jones	16-yd pass	5	67	1:46
Ouachita	2	X		K. Henderson	1-yd run	10	67	4:15
Ouachita	3	X		K. Henderson	10-yd run	10	77	3:59
Ouachita	4	X		Sheldon Wilson	96-yd KO Return	-	-	-

OPPONENT SCORING DRIVES

Opponent	Qtr	TD	FG	Player	Scoring Play	Plays	Yds	TOP
Southern Ark.	2	X		M. Nunnery	12-yd run	9	51	4:24
Southern Ark.	3	X		G. Turnbull	12-yd pass	9	74	3:41
Southern Ark.	4	X		K. Higgins	26-yd pass	3	31	1:16
Ark.-Monticello	2	X		Cole Sears	3-yd run	2	3	0:12
Ark.-Monticello	2	X		Jalen Tolliver	14-yd pass	13	79	5:08
Ark.-Monticello	2	X		K. Fitzpatrick	34-yd punt return	-	-	-
Ark.-Monticello	3	X		Jalen Tolliver	19-yd pass	10	69	4:42
Ark.-Monticello	4	X		Cole Sears	6-yd run	9	65	4:13
Ouachita	1		X	Cole Antley	27-yd FG	15	62	8:48
Ouachita	1	X		Kris Oliver	6-yd run	8	78	4:10
Ouachita	2	X		Kris Oliver	5-yd run	12	76	6:20
Ouachita	2	X		Kris Oliver	4-yd run	4	22	1:49
Ouachita	2	X		Allie Freeman	45-yd pass	7	78	1:33
Ouachita	3	X		J. Moorehead	54-yd pass	5	69	2:59
Ouachita	4		X	Cole Antley	27-yd FG	4	9	1:43
Ouachita	4	X		Austin Warford	76-yd run	1	76	0:12

Game-By-Game Starters

	WR	LT	LG	C	RG	RT	TE/WR	RB	QB	WR	WR
SAU	Dinkines	Luke	Roe	Bigelow	Blessing	Britton	Bricker	Martey	Evans	Jones	Styles
UAM	Dinkines	Luke	Roe	Bigelow	Blessing	Britton	Omigie	Martey	Evans	Jones	Styles
OUA	Omigie	Luke	Roe	Bigelow	Blessing	Britton	Bricker	Henderson	Evans	Jones	Styles
HSU											
SOSU											
ECU											
SNU											
OBU											
HU											
ATU											
NWOSU											
	DE	NG	DT	DE	DAWG	LB	LB	CB	SS	FS	CB
SAU	Harris	Follis	Horn	Johnson	Adefolarin	Rogers	Loomis	Joseph	Bays	Robertson	Gale
UAM	McKay	Clerk	Woods	Johnson	Adefolarin	Rogers	Loomis	Joseph	Bays	Robertson	Gale
OUA	Harris	Clerk	Woods	Johnson	Adefolarin	Rogers	Loomis	Joseph	Bays	Robertson	Gale
HSU											
SOSU											
ECU											
SNU											
OBU											
HU											
ATU											
NWOSU											

Team Game-by-Game

Date	Opponent	--RUSHING--			--RECEIVING--			-----PASSING-----			--KICK RET--			--PUNT RET--			tot					
		No.	Yds	TD	Lg	No.	Yds	TD	Lg	Cmp-Att-Int	Yds	TD	Lg	No	Yds	TD	Lg	No	Yds	TD	Lg	off
Sep 01, 2016	SOUTHERN ARK.	38	146	1	17	18	234	1	86	18-41-3	234	1	86	1	17	0	17	1	12	0	12	380
Sep 10, 2016	at Ark-Monticello	33	220	3	50	15	153	1	27	15-33-1	153	1	27	6	117	0	29	2	-9	0	3	373
Sep 17, 2016	at Ouachita	27	74	2	10	21	287	1	41	21-39-2	287	1	41	8	209	1	96	0	0	0	0	361
	Totals	98	440	6	50	54	674	3	86	54-113-6	674	3	86	15	343	1	96	3	3	0	12	1114
	Opponent	149	619	7	76	47	615	6	54	47-83-5	615	6	54	9	181	0	38	1	34	1	34	1234

Date	Opponent	-----TACKLES-----			-SACKS-		-FUMBLE-		--Pass Blkd		-Kicks--XPTS-			Run	Rcv	Saf	Pts
		Solo	Ast	Total	TFL-Yds	No-Yds	FF	FR-Yds	Int-Yds	QBH	Brk	Kick	Att-Mad				
Sep 01, 2016	SOUTHERN ARK.	30	40	70	4.0-18	1.0-7	1	2-27	4-14	2	3	1	2-2	0	0	0	17
Sep 10, 2016	at Ark.-Monticello	49	41	90	10.0-29	3.0-19	0	0-0	1-0	2	2	0	4-4	0	0	0	28
Sep 17, 2016	at Ouachita	51	24	75	5.0-32	2.0-22	0	0-0	0-0	0	1	0	4-4	0	0	0	28
	Totals	130	105	235	19.0-79	6.0-48	1	2-27	5-14	4	6	1	10-10	0	0	0	73
	Opponent	126	52	178	10.0-29	1.0-5	2	2-36	6-64	6	10	0	12-10	0	1	1	104

Opponent Game-by-Game

		--RUSHING--			--RECEIVING--			-----PASSING-----			--KICK RET--			--PUNT RET--			tot					
Date	Opponent	No.	Yds	TD	Lg	No.	Yds	TD	Lg	Cmp-Att-Int	Yds	TD	Lg	No	Yds	TD	Lg	No	Yds	TD	Lg	off
Sep 01, 2016	SOUTHERN ARK.	40	146	1	21	17	187	2	30	17-34-4	187	2	30	1	38	0	38	0	0	0	0	333
Sep 10, 2016	at Ark.-Monticello	59	181	2	18	14	160	2	21	14-27-1	160	2	21	3	39	0	19	1	34	1	34	341
Sep 17, 2016	at Ouachita Baptist	50	292	4	76	16	268	2	54	16-22-0	268	2	54	5	104	0	24	0	0	0	0	560
	Opponent totals	149	619	7	76	47	615	6	54	47-83-5	615	6	54	9	181	0	38	1	34	1	34	1234
	Southwestern Okla.	98	440	6	50	54	674	3	86	54-113-6	674	3	86	15	343	1	96	3	3	0	12	1114

Date	Opponent	-----TACKLES-----			-SACKS-		-FUMBLE-		--Pass Blkd		-Kicks--XPTS-			Run	Rcv	Saf	Pts
		Solo	Ast	Total	TFL-Yds	No-Yds	FF	FR-Yds	Int-Yds	QBH	Brk	Kick	Att-Mad				
Sep 01, 2016	SOUTHERN ARK.	44	30	74	5.0-10	0.0-0	2	1-36	3-25	4	6	0	3-3	0	0	0	21
Sep 10, 2016	at Ark.-Monticello	41	12	53	2.0-8	0.0-0	0	1-0	1-0	2	2	0	3-1	0	1	1	35
Sep 17, 2016	at Ouachita Baptist	41	10	51	3.0-11	1.0-5	0	0-0	2-39	0	2	0	6-6	0	0	0	48
	Opponent totals	126	52	178	10.0-29	1.0-5	2	2-36	6-64	6	10	0	12-10	0	1	1	104
	Southwestern Okla.	130	105	235	19.0-79	6.0-48	1	2-27	5-14	4	6	1	10-10	0	0	0	73

SWOSU Individual Game Highs

Rushes	15	K. Henderson vs Southern Arkansas (Sep 01, 2016)
Yards Rushing	170	K. Henderson at Arkansas-Monticello (Sep 10, 2016)
TD Rushes	3	K. Henderson at Arkansas-Monticello (Sep 10, 2016)
Long Rush	50	K. Henderson at Arkansas-Monticello (Sep 10, 2016)
Pass attempts	41	Marc Evans vs Southern Arkansas (Sep 01, 2016)
Pass completions	21	Marc Evans at Ouachita Baptist (Sep 17, 2016)
Yards Passing	287	Marc Evans at Ouachita Baptist (Sep 17, 2016)
TD Passes	1	Marc Evans vs Southern Arkansas (Sep 01, 2016) Marc Evans at Arkansas-Monticello (Sep 10, 2016) Marc Evans at Ouachita Baptist (Sep 17, 2016)
Long Pass	86	Marc Evans vs Southern Arkansas (Sep 01, 2016)
Receptions	8	Derrick Styles at Ouachita Baptist (Sep 17, 2016)
Yards Receiving	141	D.J. Jones vs Southern Arkansas (Sep 01, 2016)
TD Receptions	1	D.J. Jones vs Southern Arkansas (Sep 01, 2016) Hunter Dinkines at Arkansas-Monticello (Sep 10, 2016) D.J. Jones at Ouachita Baptist (Sep 17, 2016)
Long Reception	86	D.J. Jones vs Southern Arkansas (Sep 01, 2016)
Field Goals	1	Tyler Peterson vs Southern Arkansas (Sep 01, 2016)
Long Field Goal	21	Tyler Peterson vs Southern Arkansas (Sep 01, 2016)
Punts	4	Dalton Jackson vs Southern Arkansas (Sep 01, 2016)
Punting Avg	42.7	Dalton Jackson at Ouachita Baptist (Sep 17, 2016)
Long Punt	51	Dalton Jackson vs Southern Arkansas (Sep 01, 2016)
Punts inside 20	1	Dalton Jackson at Arkansas-Monticello (Sep 10, 2016)
Long Punt Return	12	D.J. Jones vs Southern Arkansas (Sep 01, 2016)
Long Kickoff Return	96	Sheldon Wilson at Ouachita Baptist (Sep 17, 2016)
Tackles	18	Conner Bays at Arkansas-Monticello (Sep 10, 2016)
Sacks	1.0	TJ Harris vs Southern Arkansas (Sep 01, 2016) George Woods at Arkansas-Monticello (Sep 10, 2016) Navajo Smith at Arkansas-Monticello (Sep 10, 2016) Dejai Johnson at Arkansas-Monticello (Sep 10, 2016) Dustin Johnson at Ouachita Baptist (Sep 17, 2016)
Tackles For Loss	2.5	Conner Bays at Arkansas-Monticello (Sep 10, 2016)
Interceptions	2	Kevin Joseph vs Southern Arkansas (Sep 01, 2016)

SWOSU Team Game Highs

Rushes	38	vs Southern Arkansas (Sep 01, 2016)
Yards Rushing	220	at Arkansas-Monticello (Sep 10, 2016)
Yards Per Rush	6.7	at Arkansas-Monticello (Sep 10, 2016)
TD Rushes	3	at Arkansas-Monticello (Sep 10, 2016)
Pass attempts	41	vs Southern Arkansas (Sep 01, 2016)
Pass completions	21	at Ouachita Baptist (Sep 17, 2016)
Yards Passing	287	at Ouachita Baptist (Sep 17, 2016)
Yards Per Pass	7.4	at Ouachita Baptist (Sep 17, 2016)
TD Passes	1	vs Southern Arkansas (Sep 01, 2016) at Arkansas-Monticello (Sep 10, 2016) at Ouachita Baptist (Sep 17, 2016)
Total Plays	79	vs Southern Arkansas (Sep 01, 2016)
Total Offense	380	vs Southern Arkansas (Sep 01, 2016)
Yards Per Play	5.7	at Arkansas-Monticello (Sep 10, 2016)
Points	28	at Arkansas-Monticello (Sep 10, 2016) at Ouachita Baptist (Sep 17, 2016)
Sacks By	3	at Arkansas-Monticello (Sep 10, 2016)
First Downs	22	vs Southern Arkansas (Sep 01, 2016)
Penalties	11	at Arkansas-Monticello (Sep 10, 2016)
Penalty Yards	99	at Arkansas-Monticello (Sep 10, 2016)
Turnovers	4	vs Southern Arkansas (Sep 01, 2016)
Interceptions By	4	vs Southern Arkansas (Sep 01, 2016)
Punts	4	vs Southern Arkansas (Sep 01, 2016) at Arkansas-Monticello (Sep 10, 2016)
Punting Avg	42.7	at Ouachita Baptist (Sep 17, 2016)
Long Punt	51	vs Southern Arkansas (Sep 01, 2016)
Punts inside 20	1	at Arkansas-Monticello (Sep 10, 2016)
Long Punt Return	12	vs Southern Arkansas (Sep 01, 2016)

Opponent Individual Game Highs


Rushes	25	Imani Riley, at Arkansas-Monticello (Sep 10, 2016)
Yards Rushing	144	Austin Warford, at Ouachita Baptist (Sep 17, 2016)
TD Rushes	3	Kris Oliver, at Ouachita Baptist (Sep 17, 2016)
Long Rush	76	Austin Warford, at Ouachita Baptist (Sep 17, 2016)
Pass attempts	34	Barrett Renner, vs Southern Arkansas (Sep 01, 2016)
Pass completions	17	Barrett Renner, vs Southern Arkansas (Sep 01, 2016)
Yards Passing	268	Austin Warford, at Ouachita Baptist (Sep 17, 2016)
TD Passes	2	Barrett Renner, vs Southern Arkansas (Sep 01, 2016) Cole Sears, at Arkansas-Monticello (Sep 10, 2016) Austin Warford, at Ouachita Baptist (Sep 17, 2016)
Long Pass	54	Austin Warford, at Ouachita Baptist (Sep 17, 2016)
Receptions	11	Jalen Tolliver, at Arkansas-Monticello (Sep 10, 2016)
Yards Receiving	134	Jalen Tolliver, at Arkansas-Monticello (Sep 10, 2016)
TD Receptions	2	Jalen Tolliver, at Arkansas-Monticello (Sep 10, 2016)
Long Reception	54	Jerry Moorehead, at Ouachita Baptist (Sep 17, 2016)
Field Goals	2	Cole Antley, at Ouachita Baptist (Sep 17, 2016)
Long Field Goal	27	Cole Antley, at Ouachita Baptist (Sep 17, 2016)
Punts	4	Tanner Hudson, vs Southern Arkansas (Sep 01, 2016) Chris Manser, at Arkansas-Monticello (Sep 10, 2016)
Punting Avg	49.0	Shelton Wooley, at Ouachita Baptist (Sep 17, 2016)
Long Punt	62	Shelton Wooley, at Ouachita Baptist (Sep 17, 2016)
Punts inside 20	3	Tanner Hudson, vs Southern Arkansas (Sep 01, 2016) Shelton Wooley, at Ouachita Baptist (Sep 17, 2016)
Long Punt Return	34	K. Fitzpatrick, at Arkansas-Monticello (Sep 10, 2016)
Long Kickoff Return	38	Karonce Higgins, vs Southern Arkansas (Sep 01, 2016)
Tackles	9	Q'Niko Thomas, vs Southern Arkansas (Sep 01, 2016)
Sacks	1.0	Demet. Jennings, at Ouachita Baptist (Sep 17, 2016)
Tackles For Loss	2.0	Corey Jenkins, vs Southern Arkansas (Sep 01, 2016)
Interceptions	2	Devin Price, at Ouachita Baptist (Sep 17, 2016)

Opponent Team Game Highs

Rushes	59	at Arkansas-Monticello (Sep 10, 2016)
Yards Rushing	292	at Ouachita Baptist (Sep 17, 2016)
Yards Per Rush	5.8	at Ouachita Baptist (Sep 17, 2016)
TD Rushes	4	at Ouachita Baptist (Sep 17, 2016)
Pass attempts	34	vs Southern Arkansas (Sep 01, 2016)
Pass completions	17	vs Southern Arkansas (Sep 01, 2016)
Yards Passing	268	at Ouachita Baptist (Sep 17, 2016)
Yards Per Pass	12.2	at Ouachita Baptist (Sep 17, 2016)
TD Passes	2	vs Southern Arkansas (Sep 01, 2016) at Arkansas-Monticello (Sep 10, 2016) at Ouachita Baptist (Sep 17, 2016)
Total Plays	86	at Arkansas-Monticello (Sep 10, 2016)
Total Offense	560	at Ouachita Baptist (Sep 17, 2016)
Yards Per Play	7.8	at Ouachita Baptist (Sep 17, 2016)
Points	48	at Ouachita Baptist (Sep 17, 2016)
Sacks By	1	at Ouachita Baptist (Sep 17, 2016)
First Downs	27	at Arkansas-Monticello (Sep 10, 2016)
Penalties	12	vs Southern Arkansas (Sep 01, 2016)
Penalty Yards	119	at Ouachita Baptist (Sep 17, 2016)
Turnovers	6	vs Southern Arkansas (Sep 01, 2016)
Interceptions By	3	vs Southern Arkansas (Sep 01, 2016)
Punts	5	vs Southern Arkansas (Sep 01, 2016)
Punting Avg	49.0	at Ouachita Baptist (Sep 17, 2016)
Long Punt	62	at Ouachita Baptist (Sep 17, 2016)
Punts inside 20	3	vs Southern Arkansas (Sep 01, 2016) at Ouachita Baptist (Sep 17, 2016)
Long Punt Return	34	at Arkansas-Monticello (Sep 10, 2016)

2016 Game Recaps

Game 1: Sept. 1, 2016; Weatherford, Okla. (ASAP Energy Field, 4,129)

	Southern Arkansas	21
	SWOSU	17

Score by Quarters	1	2	3	4	Score
Southern Arkansas	0	7	7	7	21
Southwestern Okla.	14	3	0	0	17

Team	Qtr	Time	Scoring play (Conversion)	SAU-SWOSU
SWOSU	1st	12:08	Luke 0 yd fumble recovery (Peterson kick)	0-7
SWOSU	1st	09:01	Jones 86 yd pass from Evans (Peterson kick)	0-14
SWOSU	2nd	10:55	Peterson 21 yd field goal	0-17
SAU	2nd	04:15	Nunnery 12 yd run (Grems kick)	7-17
SAU	3rd	08:29	Turnbull 12 yd pass from Renner (Grems kick)	14-17
SAU	4th	07:06	Higgins 26 yd pass from Renner (Grems kick)	21-17

	SAU	SWOSU
FIRST DOWNS	17	22
NET YARDS RUSHING	146	146
NET YARDS PASSING	187	234
TOTAL OFFENSE YARDS	333	380
Fumbles: Number-Lost	2-2	2-1
Penalties: Number-Yards	12-98	10-74
PUNTS-YARDS	5-164	4-126
KICKOFFS-YARDS	4-246	4-232
Punt returns: Number-Yards-TD	0-0-0	1-12-0
Kickoff returns: Number-Yds-TD	1-38-0	1-17-0
Interceptions: Number-Yds-TD	3-25-0	4-14-0
Fumble Returns: Number-Yds-TD	1-36-0	1-27-0
Miscellaneous Yards	0	0
Possession Time	30:30	29:30
Third-Down Conversions	4 of 16	3 of 12
Fourth-Down Conversions	3 of 4	0 of 4
Red-Zone Scores-Chances	2-3	2-3
Sacks By: Number-Yards	0-0	1-7
PAT Kicks	3-3	2-2
Field Goals	0-0	1-1
Points off turnovers	0	10

Rushing (No-Yds-TD)

Southern Arkansas: Michael Nunnery, 20-84-1; Dajunn Harris, 10-42-0; Barrett Renner, 7-24-0

SWOSU: Karltrell Henderson, 15-80-0; Kenneth Martey, 11-32-0; D.J. Jones, 3-18-0; Kwame Tate, 9-16-0

Passing (Comp-Att-Int, Yds-TD)

Southern Arkansas: Barrett Renner, 17-34-4, 187-2

SWOSU: Marc Evans, 18-41-3, 234-1

Receiving (Rec-Yds-TD)

Southern Arkansas: J. Weisheit, 6-52-0; Tanner Hudson, 3-53-0; Karonce Higgins, 3-40-1; Jaylon Tews, 2-18-0; G. Turnbull, 1-12-0

SWOSU: D.J. Jones, 7-141-1; Hunter Dinkines, 3-51-0; Derrick Styles, 2-16-0; Collin Bricker, 2-12-0; JR Omigie, 2-10-0

Defense (Solo-Assist-Total)

Southern Arkansas: Q'Niko Thomas, 6-3-9; Malik Preston, 5-3-8; Elgin Moore, 4-4-8; Corey Jenkins, 3-4-7

SWOSU: Austin Loomis, 6-5-11; Michael Adefolarin, 6-4-10; Conner Bays, 2-7-9; Kevin Joseph, 3-3-6; Dustin Johnson, 2-4-6

Game 2: Sept. 10, 2016; Monticello, Ark. (Cotton Boll Stadium, 2,725)

	SWOSU	28
	Arkansas-Monticello	35

Score by Quarters	1	2	3	4	Score
Southwestern Okla.	7	7	7	7	28
Arkansas-Monticello	0	21	6	8	35

Team	Qtr	Time	Scoring play (Conversion)	SWOSU-UAM
SWOSU	1st	12:36	Henderson 44 yd run (Peterson kick)	7-0
UAM	2nd	13:50	Sears 3 yd run (Marini kick failed)	7-6
SWOSU	2nd	11:52	Dinkines 27 yd pass from Evans (Peterson kick)	14-6
UAM	2nd	03:02	Tolliver 14 yd pass from Sears (McFarland pass)	14-14
UAM	2nd	01:21	Fitzpatrick 34 yd punt return (Marini kick)	14-21
UAM	3rd	05:01	Tolliver 19 yd pass from Sears (kick failed)	14-27
SWOSU	3rd	03:37	Henderson 50 yd run (Peterson kick)	21-27
UAM	4th	14:24	Sears 6 yd run (pass failed)	21-33
SWOSU	4th	09:35	Henderson 3 yd run (Peterson kick)	28-33
UAM	4th	05:42	TEAM safety	28-35

	SWOSU	UAM
FIRST DOWNS	19	27
NET YARDS RUSHING	220	181
NET YARDS PASSING	153	160
TOTAL OFFENSE YARDS	373	341
Fumbles: Number-Lost	3-1	0-0
Penalties: Number-Yards	11-99	4-50
PUNTS-YARDS	4-56	4-164
KICKOFFS-YARDS	6-329	6-316
Punt returns: Number-Yards-TD	2--9-0	1-34-1
Kickoff returns: Number-Yds-TD	6-117-0	3-39-0
Interceptions: Number-Yds-TD	1-0-0	1-0-0
Fumble Returns: Number-Yds-TD	0-0-0	0-0-0
Miscellaneous Yards	0	0
Possession Time	20:55	39:05
Third-Down Conversions	4 of 12	8 of 18
Fourth-Down Conversions	2 of 4	2 of 2
Red-Zone Scores-Chances	1-1	4-6
Sacks By: Number-Yards	3-19	0-0
PAT Kicks	4-4	1-3
Field Goals	0-0	0-2
Points off turnovers	0	0

Rushing (No-Yds-TD)

SWOSU: Karltrell Henderson, 15-170-3; Kenneth Martey 11-46-0; Sheldon Wilson, 4-29-0

Arkansas-Monticello: Imani Riley, 25-86-0; Jeremy Jackson, 18-71-0; Cole Sears, 13-26-2

Passing (Comp-Att-Int, Yds-TD)

SWOSU: Marc Evans, 15-33-, 153-1

Arkansas-Monticello: Cole Sears, 14-27-1, 160-2

Receiving (Rec-Yds-TD)

SWOSU: Derrick Styles, 4-43-0; Hunter Dinkines, 3-42-1; D.J. Jones, 3-28-0; JR Omigie, 2-29-0

Arkansas-Monticello: Jalen Tolliver, 11-134-2

Defense (Solo-Assist-Total)

SWOSU: Conner Bays, 11-7-18; Michael Adefolarin, 5-4-9; Kevin Joseph, 5-3-8; Austin Loomis, 1-7-8; Navajo Smith, 3-4-7

Arkansas-Monticello: Scooter Jones, 5-2-7; Wesley Williams, 4-2-6; Ja'Lon Watts, 4-0-4; Stacey Warren, 4-0-4; Lloyd Robinson, 3-1-4

2016 Game Recaps

Game 3: Sept. 17, 2016; Arkadelphia, Ark. (Cliff Harris Stadium, 3,108)

	SWOSU	28
	Ouachita	48

Score by Quarters	1	2	3	4	Score
Southwestern Okla.	7	7	7	7	28
Ouachita	10	21	7	10	48

Team	Qtr	Time	Scoring play (Conversion)	SWOSU-OUA
OUA	1st	06:12	Antley 27 yd field goal	0-3
SWOSU	1st	04:17	Jones 16 yd pass from Evans (Peterson kick)	7-3
OUA	1st	00:00	Oliver 6 yd run (Antley kick)	7-10
SWOSU	2nd	10:38	Henderson 1 yd run (Peterson kick)	14-10
OUA	2nd	04:09	Oliver 5 yd run (Antley kick)	14-17
OUA	2nd	02:10	Oliver 4 yd run (Antley kick)	14-24
OUA	2nd	00:12	Freeman 45 yd pass from Warford (Antley kick)	14-31
SWOSU	3rd	11:01	Henderson 10 yd run (Peterson kick)	21-31
OUA	3rd	03:03	Moorehead 54 yd pass Warford (Antley kick)	21-38
OUA	4th	11:00	Antley 17 yd field goal	21-41
SWOSU	4th	10:46	Wilson 96 yd kickoff return (Peterson kick)	28-41
OUA	4th	10:26	Warford 76 yd run (Antley kick)	28-48

	SWOSU	OUA
FIRST DOWNS	20	24
NET YARDS RUSHING	74	292
NET YARDS PASSING	287	268
TOTAL OFFENSE YARDS	361	560
Fumbles: Number-Lost	1-0	0-0
Penalties: Number-Yards	0-0	10-119
PUNTS-YARDS	3-128	3-147
KICKOFFS-YARDS	5-314	9-494
Punt returns: Number-Yards-TD	0-0-0	0-0-0
Kickoff returns: Number-Yds-TD	8-209-1	5-104-0
Interceptions: Number-Yds-TD	0-0-0	2-39-0
Fumble Returns: Number-Yds-TD	0-0-0	0-0-0
Miscellaneous Yards	0	0
Possession Time	23:01	36:52
Third-Down Conversions	5 of 12	6 of 13
Fourth-Down Conversions	1 of 3	1 of 1
Red-Zone Scores-Chances	3-4	5-5
Sacks By: Number-Yards	2-22	1-5
PAT Kicks	4-4	6-6
Field Goals	0-0	2-2
Points off turnovers	0	10

Rushing (No-Yds-TD)

SWOSU: Karltrrell Henderson, 14-47-2; Kenneth Martey, 3-15-0; Sheldon Wilson, 6-12-0

Ouachita: Austin Warford, 18-144-1; Kris Oliver, 19-110-3; Brandon Marks 9-37-0

Passing (Comp-Att-Int, Yds-TD)

SWOSU: Marc Evans, 21-39-2, 287-1

Ouachita: Austin Warford, 16-22-0, 268-2

Receiving (Rec-Yds-TD)

SWOSU: Derrick Styles, 8-112-0; D.J. Jones, 6-79-1; Karltrrell Henderson 3-30-0

Ouachita: KeVontae Pope, 7-90-0; Drew Harris, 4-48-0; Allie Freeman, 2-54-1

Defense (Solo-Assist-Total)

SWOSU: Austin Loomis, 5-6-11; Conner Bays, 10-0-10; Somali Smith, 3-3-6

Ouachita: Luke Holt, 5-2-7; Elijah Jones, 5-2-7; Tevin Jones, 5-1-6