



2016 GAME NOTES

MEDIA CONTACT: Doug Self, Sports Information Director
Office: 580-774-7162 • Email: doug.self@swosu.edu • www.swosuathletics.com
Twitter: @SWOSUAthletics • @SWOSUFootball • #SWOSURising

GAME 11: NORTHWESTERN OKLA. (4-6, 4-6 GAC) AT SWOSU (4-6, 4-6 GAC)

Nov. 12, 2016 • 5:30 pm • Weatherford, Okla. • ASAP Energy Field (6,000)
 Radio: 95.5 FM • Live Stats: <http://www.sidearmstats.com/swosu/football/>



NORTHWESTERN OKLA.

Rankings (AFCA/D2Football) - / -
 Record 4-6
 Head Coach Matt Walter
 Record 7-14 (2nd)
 Coach vs. SWOSU 0-1

Location: Weatherford, Okla.
 Site: ASAP Energy Field
 Capacity: 6,000
 Surface: AstroTurf
 All-Time Series: .SWOSU leads 51-28-4
 D2 Era Series: SWOSU leads 5-1
 In Weatherford: SWOSU leads 1-1
 In Alva: SWOSU leads 4-0
 Last Meeting: SWOSU 31-17
 11/12/15 in Alva



SWOSU

Rankings (AFCA/D2Football) - / -
 Record 4-6
 Head Coach Dan Cocannouer
 Record 33-53 (8th)
 Cocannouer vs. NWOSU 3-1

SETTING THE SCENE

- Homecoming at Southwestern Oklahoma State University will be this Saturday, culminating with a rivalry game between the Bulldogs and the Rangers of Northwestern Oklahoma State
- Both teams enter the game following a pair of setbacks and the teams have matching records of 4-6 heading into the season finale
- SWOSU is looking to snap a two-game slide and even their record at home to 3-3 after they went unbeaten at ASAP Energy Field last season
- The Bulldogs are 5-1 against Northwestern Oklahoma State since joining NCAA Division II, but the Rangers won the last meeting between the teams in Weatherford, a 28-6 victory in the final game of the 2014 season
- The winner of Saturday's game will finish in seventh place in the GAC standings

THE SERIES

- The longtime rivalry between SWOSU and Northwestern Oklahoma State dates back to 1907, making it the Bulldogs oldest rivalry among GAC foes
- The teams have faced off 83 times on the gridiron, with SWOSU holding an advantage of 51-28-4 in the all-time series
- SWOSU has won 10 of the last 12 meetings against Northwestern Oklahoma State, dating back to 1992 and they have a 5-1 advantage during the NCAA Division II era
- Since Northwestern joined the GAC in 2013, SWOSU holds a series edge of 2-1, but the Rangers victory came in the 2014 season finale in Weatherford

THE COACHES

SWOSU: Dan Cocannouer, 33-53 (Eighth Season)

- Has been the head coach at his alma mater since 2009, leading the Bulldogs to two winning seasons in the past three years
- Earned four Coach of the Year Awards following the 2015 season, including: Great American

Media Contact Information

Northwestern Okla. "RANGERS"

Sports Information Director: Jay Lee
 Email: jtleee@nwosu.edu
 Phone: 580-327-8639
 Website: www.riderangersride.com
 Twitter: @NWOSUAthletics

SWOSU "BULLDOGS"

Sports Information Director: Doug Self
 Email: doug.self@swosu.edu
 Phone: 580-774-7162
 Website: www.swosuathletics.com
 Twitter: @SWOSUAthletics

2016 SCHEDULE/RESULTS

9/1	*Southern Arkansas	L 17-21
9/10	*at Arkansas-Monticello	L 28-35
9/17	*at Ouachita	L 28-48
9/24	*#8/11 Henderson State	L 17-45
10/1	*Southeastern Oklahoma State	W 37-33
10/8	*at East Central	W 41-7
10/15	*at Southern Nazarene	W 35-14
10/20	*Oklahoma Baptist	W 37-35
10/29	*at #5/10 Harding	L 27-42
11/5	*Arkansas Tech	L 20-24
11/12	*Northwestern Oklahoma State	5:30 pm

HOW TO FOLLOW

Live Audio*
<http://streamdb2web.securenetsystems.net/v5/KWEY>

Live Stats
<http://www.sidearmstats.com/swosu/football/>

Watch Live
<http://livestream.com/accounts/5503429>

Social Media
 Facebook: /SWOSUAthletics
 Twitter: @SWOSUAthletics

*All SWOSU Football games are broadcast on KWEY
 95.5 FM "The Coyote" in Western Oklahoma

QUICK FACTS

School: Southwestern Oklahoma State
 City/Zip: Weatherford, OK 73096
 Founded: 1901
 Enrollment: 4,995
 Nickname: Bulldogs
 School Colors: Navy Blue and White
 Field: ASAP Energy Field
 Playing Surface: AstroTurf
 Capacity: 6,000
 Affiliation: NCAA Division II
 Conference: Great American Conference
 President: Randy Beutler
 Alma Mater: SWOSU, 1983
 Athletics Director: Todd Thurman
 Alma Mater: Bethany Nazarene, 1983
 Athletics Dept. Phone: 580-774-3068

HISTORY

First Year of Football: 1905
 Seasons Played: 106
 Overall All-Time Record: 458-488-5 (.486)
 Years in NCAA Playoffs: None
 Last Postseason Appearance: 2015
 L 21-38 vs. Central Oklahoma
 Live United Texarkana Bowl
 Last Playoff Appearance: 1996
 W, 33-31 over Montana Tech
 NAIA Championship Game

The Southwestern Oklahoma State University Sports Information department is responsible for providing public and media relation services for the Bulldogs' 12 athletic programs. Sports Information Director Doug Self is the primary contact for each SWOSU Athletic program.



Media Credentials

Credentials for Southwestern Oklahoma State University home games are available to personnel from working media outlets by contacting Sports Information Director Doug Self at least 24 hours prior to the start of an event. Credentials can be left at the gate or picked up from the Sports Information office in advance of the game. Media wishing to take photos must also obtain a credential from the SWOSU Sports Information office.

Interview Policy

Postgame interviews with SWOSU coaches and players are available to media personnel following a brief cooling off period. Requests must be made to the Sports Information Director prior to the end of contest. Requested athletes and coaches will be made available for interviews on the playing field or outside of the locker room following a contest.

Interviews during the week will be made on arrangement with the Sports Information Director. Please allow 24 hour notice for all such interviews.



Broadcast Information

All SWOSU Football games are broadcast on KWEY 95.5 FM "The Coyote" in Western Oklahoma. Those outside the listening area can access streaming audio online at www.kwey.com. In addition, a webstream and live stats of home games can be found at www.swosuathletics.com.

Mike Hammett is in his first season as the 'Voice of the Bulldogs' after joining Wright Wradio in August 2016 as the Sports Director. He is joined on the broadcast by color commentator Les Crall and sideline reporter Jared Jones

For further game updates, be sure to follow @SWOSUAthletics and @SWOSUFootball on Twitter.

Conference, AFCA Region 4, HERO Sports Region 3 and OklahomaSports.Net Small College

- After the victory over Oklahoma Baptist on October 20, Cocannouer is now alone in sole possession of fourth place on SWOSU's all-time win list with 33 victories
- Has a record of 3-1 against Northwestern Oklahoma State as the Bulldogs head coach, including an 0-1 mark against the Rangers in Weatherford

Northwestern Oklahoma State: Matt Walter, 7-14 (2nd Season)

- In his second season as the head coach and offensive coordinator at Northwestern Oklahoma State, his alma mater
- Standout athlete at NWOSU in the late 1990's and early 2000's, where he was a member of the 1999 NAIA National Championship team and an honorable mention All-American in 2000
- Previously served as the offensive coordinator at Emporia State for six seasons, helping the Hornets turn around their program and reach the NCAA Division II playoffs in 2013

THE LAST MEETING (NOV. 14, 2015)

- Big plays helped the SWOSU Football team build a 21-3 halftime advantage, but the Bulldogs still had to hold off the rival Rangers of Northwestern Oklahoma State for a 31-17 victory in the regular season finale
- Kenneth Martey and Karltrill Henderson each broke off long touchdown runs and finished with over 100 yards rushing as SWOSU controlled the ground game with 299 rushing yards
- Trevon Hartfield finished with a career-high 14 tackles, including 13 solo stops as the Rangers passing attack continually tried to test the Bulldogs star cornerback
- The Bulldogs defense was swarming and finished with seven sacks, better than a quarter of their total number of sacks for the season
- SWOSU finished the regular season with a six-game winning streak and their best single-season record since they transitioned to NCAA Division II in 1997

LAST TIME OUT (NOV. 5, 2016)

- Two SWOSU turnovers in the fourth quarter were turned into 10 points for Arkansas Tech and the Wonder Boys held off the Dawgs for a 24-20 victory on Saturday at ASAP Energy Field
- SWOSU took a 20-14 lead on a one-yard touchdown plunge from Karltrill Henderson in the third quarter, but Tyler Peterson's extra point was blocked to keep it a six-point game
- Arkansas Tech converted a SWOSU fumble into the go-ahead touchdown with 7:46 to play and added a field goal after an interception to make it 24-20 with 1:13 to play
- The Bulldogs moved into position for another last-second victory and had two chances from the four-yard line with seven seconds to play but threw two incompletions in the final seconds
- Marc Evans completed 25-of-46 passes for 371 yards and two touchdowns with D.J. Jones (139) and JR Omigie (106) each going over 100 yards receiving
- Conner Bays made a team-high 14 stops while Colton Wright 11 and Kevin Joseph and Deric Robertson each added nine tackles

CHECKING THE STANDINGS

- Harding clinched the 2016 Great American Conference Championship outright with their victory at Northwestern Oklahoma State last Saturday
- The Bisons are perfect at 10-0, two games ahead of Southern Arkansas and Henderson State at 8-2
- Three teams are tied for fourth place at 6-4, with SWOSU among three teams tied for seventh with a 4-6 league record
- SWOSU and Northwestern are both tied at 4-6, meaning the winner of Saturday's game will finish seventh in the league standings

SWOSU OFFENSIVE NOTES

- Mark Evans enters his final collegiate game with 5,455 yards and 43 touchdowns as the Bulldogs quarterback, marks that rank third at SWOSU in the NCAA era
- Evans is three passing touchdowns away from tying Steve Day (46, 2005-09) for third on the career touchdowns list
- SWOSU's running game has been limited to 43 rushing yards in back-to-back games, dropping their season average to 145.0 yards per game
- Karltrill Henderson is the seventh-leading rusher in the GAC with 822 yards (82.2 yards per game) but he's tied for the conference lead with 17 rushing touchdowns this season

2016 GAME NOTES • NORTHWESTERN OKLA. (4-6, 4-6 GAC) AT SWOSU (4-6, 4-6 GAC)

- Henderson is fourth in career rushing yards at SWOSU for the NCAA era with 1,651 and he's already set the rushing touchdowns record with 28
- D.J. Jones has caught 110 passes for 1,769 yards and 14 touchdowns as a Bulldog, ranking him fifth in career receiving yards and second in receiving touchdowns at SWOSU
- Jones had his fourth 100-yard receiving game of the season and seventh of his career against Arkansas Tech and he is now within 82 yards away from surpassing Ryan Corbin (1,850, 2009-13) for fourth place on the career yardage list

SWOSU DEFENSIVE NOTES

- Conner Bays recorded his 15th career game with 10 or more tackles against Arkansas Tech, moving him into a tie for second place on SWOSU's NCAA era tackles list with 283 stops
- Bays leads the GAC and ranks sixth in NCAA Division II with 116 tackles (70 solo, 46 assist) this season and he enters his final collegiate game seven stops away from tying Michael Hart (290, 2002-05) for the most tackles at SWOSU in the NCAA era
- SWOSU's other safety, Deric Robertson, has had at least six tackles in six consecutive games and he's the Bulldogs second-leading tackler with 61 stops (39 solo, 22 assist)
- Michael Adefolarin is the Bulldogs third-leading tackler with 56 stops (33 solo, 23 assist) for the year and he leads SWOSU while ranking second in the GAC with 11.0 tackles for loss
- Colton Wright set a new career-high with 11 tackles against Arkansas Tech, giving him 52 tackles (35 solo, 17 assist) for the year to rank fourth on the team
- SWOSU is ranked sixth in the GAC with 10 interceptions, led by three apiece from Robertson and Kevin Joseph
- The Bulldogs had 9.0 tackles for loss against Arkansas Tech, the sixth consecutive game that SWOSU's defense has recorded at least seven tackles for loss
- Navajo Smith has a team-leading 4.0 sacks while SWOSU has 17 sacks for the year

SWOSU SPECIAL TEAMS NOTES

- Tyson McDaniel broke a 72-yard kickoff return against ATU, upping the Bulldogs season average to 21.7 yards per return for the year, which ranks fourth in the GAC
- Dalton Jackson averaged 41.3 yards per punt on three attempts against Arkansas Tech and he's now averaging 37.4 yards per punt on 35 attempts for the year
- Tyler Peterson missed an extra point for the second straight game making him now 35-for-39 on extra points and 4-for-6 on field goal attempts this season



QUICK FACTS

School: Northwestern Okla. State University
Location: Alva, Okla.
Founded: 1897
Enrollment: 2,233
Nickname: Rangers
School Colors: Black & Red
Field: Ranger Field
Playing Surface: Turf
Capacity: 6,000
Conference: Great American Conference
President: Dr. Janet Cunningham
Athletic Director: Brad Franz

COACHING STAFF

Head Coach: Matt Walter
Record (at school): 7-14 (2nd year)
Record (Overall): 7-14 (2nd year)
Assistant Coaches:
Dan Lemke Assistant Head Coach/DC
Ben McKaig Offensive Line
Cory Sullivan Special Teams Coordinator
Deandre Wynn Running Backs
Anthony Weeden Wide Receivers
TJ Andrade Quarterbacks
Trey Rodgers H Backs
Mike Mancino Linebackers
Keenan Lott Cornerbacks
Andrew Stewart Wide Receivers

RANGERS IN 2016 (4-6, 4-6 GAC)

Date	Opponent	Time/Result
Sept. 1	Arkansas-Monticello	W 59-56
Sept. 10	at Southern Arkansas	L 14-33
Sept. 17	at Henderson State	L 23-62
Sept. 24	Ouachita Baptist	L 34-42
Oct. 1	East Central	W 42-26
Oct. 8	at Southeastern Oklahoma	L 34-55
Oct. 15	at Oklahoma Baptist	W 55-42
Oct. 22	Southern Nazarene	W 42-9
Oct. 29	at Arkansas Tech	L 35-41
Nov. 5	Harding	L 7-24
Nov. 12	at SWOSU	2 PM

SERIES HISTORY (SWOSU LEADS 51-28-4)

DATE	LOCATION	RESULT
8/23/07	Weatherford	W 33-7
8/28/08	Alva	W 29-15
9/1/11	Alva	W 31-28
11/16/13	Alva	W 62-17
11/15/14	Weatherford	L 6-28
11/14/15	Alva	W 31-17

All-Time: SWOSU Leads 51-28-4

D2 Era: 5-1

In Weatherford: 1-1

In Alva: 4-0

SINGLE-GAME MILESTONES

10+ Tackles Conner Bays (15) at Arkansas-Monticello, 9/10/16 18 Henderson State, 9/24/16 16 Ouachita, 9/19/15 14 at Arkansas Tech, 11/7/15 14 Arkansas Tech, 11/5/16 14 at Southern Arkansas, 9/5/15 13 at Southeastern, 10/3/15 12 Southeastern, 10/1/16 12 Oklahoma Baptist, 10/20/16 12 at Henderson State, 9/26/15 11 at Harding, 10/29/16 11 at East Central, 10/25/14 10 East Central, 10/10/15 10 vs. Central Okla., 12/5/15 10 at Ouachita, 9/17/16 10 Austin Loomis (3) at East Central, 10/25/14 12 Southern Arkansas, 9/1/16 11 at Ouachita, 9/17/16 11 Michael Adefolarin (2) at Southeastern, 10/3/15 11 Southern Arkansas, 9/1/16 10 Deric Robertson (2) Oklahoma Baptist, 10/20/16 12 at Harding, 10/29/16 12 Gentry Rogers (1) at Arkansas Tech, 11/7/15 12 Dominic Blue (1) at Harding, 10/29/16 13 Colton Wright (1) Arkansas Tech, 11/5/16 11 100-Yard Rushing Games Karltrill Henderson (5) at Arkansas-Monticello, 9/10/16 170 at Northwestern Okla., 11/14/15 168 Ouachita, 9/19/15 152	at Southern Nazarene, 10/15/16 117 Southeastern, 10/1/16 116 Kenneth Martey (2) at Northwestern Okla., 11/14/15 134 Harding, 10/31/15 106 2+ Rushing Touchdowns Karltrill Henderson (10) at Southern Nazarene, 10/15/16 4 at Arkansas-Monticello, 9/10/16 3 Arkansas-Monticello, 9/12/15 2 Ouachita, 9/19/15 2 Southern Nazarene, 10/17/15 2 at Northwestern Okla., 11/14/15 2 at Ouachita, 9/17/16 2 at East Central, 10/8/16 2 Oklahoma Baptist, 10/20/16 2 at Harding, 10/29/16 2 Kenneth Martey (2) Arkansas-Monticello, 9/12/15 2 at Oklahoma Baptist, 10/24/15 2 Matt Farris (1) at Northwestern Okla., 11/16/13 2 Cameron Nix (1) Southeastern, 10/18/14 2 300-Yard Passing Games Marc Evans (9) at East Central, 10/8/16 414 Arkansas Tech, 11/5/16 371 East Central, 10/10/15 369 Ouachita, 9/19/15 365 Oklahoma Baptist, 10/20/16 362 at Harding, 10/29/16 335 Arkansas-Monticello, 9/12/15 331 Southern Nazarene, 10/17/15 325 vs. Central Okla., 12/5/15 301	3+ Passing Touchdowns Marc Evans (8) Ouachita, 9/19/15 4 at Southern Arkansas, 9/5/15 3 Arkansas-Monticello, 9/5/15 3 East Central, 10/10/15 3 Southern Nazarene, 10/17/15 3 at Arkansas Tech, 11/7/15 3 vs. Central Okla., 12/5/15 3 Southeastern, 10/1/16 3 at East Central, 10/8/16 3 100-Yard Receiving Games D.J. Jones (7) Southern Arkansas, 9/1/16 141 Arkansas Tech, 11/5/16 139 at Harding, 10/29/16 136 East Central, 10/10/15 127 Arkansas-Monticello, 9/12/15 116 vs. Central Okla., 12/5/15 112 at East Central, 10/8/16 112 Derrick Styles at Ouachita, 9/17/16 112 2+ Receiving Touchdowns D.J. Jones (3) Arkansas-Monticello, 9/12/15 2 Southern Nazarene, 10/17/15 2 at Harding, 10/29/16 2 Derrick Styles (2) at Southern Arkansas, 9/5/15 2 Oklahoma Baptist, 10/20/16 2 JR Omigie (1) Ouachita, 9/19/15 2
--	--	--

AFCA Top 25 Poll

(November 7, 2016)

#	Team (First-Place Votes)	Rec.	Prev.
1.	Northwest Missouri St. (30)	10-0	1
2.	Grand Valley St. (Mich.)	10-0	2
3.	Shepherd (W.Va.)	9-0	3
4.	Sioux Falls (S.D.)	10-0	4
5.	Harding (Ark.)	10-0	5
6.	California (Pa.)	9-0	6
7.	North Alabama	7-1	7
8.	Texas A&M-Commerce	8-1	8
9.	Emporia St. (Kan.)	9-1	9
10.	LIU-Post (N.Y.)	10-0	10
11.	Indiana (Pa.)	8-1	11
12.	Midwestern St. (Texas)	8-1	12
13.	Azusa Pacific (Calif.)	9-1	13
14.	Tuskegee (Ala.)	8-1	14
15.	Assumption (Mass.)	9-1	15
16.	North Carolina-Pembroke	8-1	16
17.	Minnesota-Duluth	9-1	18
18.	Ferris St. (Mich.)	8-2	19
19.	Newberry (S.C.)	9-1	20
20.	Ashland (Ohio)	8-2	21
21.	Southwest Baptist (Mo.)	9-1	22
22.	Fairmont St. (W.Va.)	9-1	17
23.	Valdosta St. (Ga.)	7-2	23
24.	Central Missouri	8-2	25
25.	Colorado School of Mines	8-2	NR

Super Region III Rankings

(October 31, 2016)

#	Team	D2 Rec.	Overall
1	Northwest Mo. St.	10-0	10-0
2	Sioux Falls	10-0	10-0
3	Harding	10-0	10-0
4	Emporia St.	9-1	9-1
5	Minn. Duluth	9-1	9-1
6	Azusa Pacific	8-1	9-1
7	Central Mo.	8-2	8-2
8	Southern Ark.	8-2	8-2
9	Henderson St.	8-2	8-2
10	Augustana (SD)	7-3	7-3

D2Football.com Top 25 Poll

(November 8, 2016)

#	Team	Rec.	Prev.
1	Northwest Missouri	10-0	1
2	Grand Valley	10-0	2
3	North Alabama	7-1	3
4	Shepherd	9-0	4
5	Sioux Falls	10-0	5
6	Emporia State	9-1	6
7	Texas A&M-Commerce	8-1	7
8	California	9-0	8
9	Harding	10-0	9
10	Midwestern State	8-1	10
11	IUP	8-1	11
12	Minnesota Duluth	9-1	12
13	Central Missouri	8-2	13
14	LIU-Post	10-0	14
15	Azusa Pacific	9-1	15
16	Ferris State	8-2	16
17	Ashland	8-2	17
18	Tuskegee	8-1	18
19	Valdosta State	7-2	19
20	UNC-Pembroke	8-1	20
21	Assumption	8-1	22
22	Southwest Baptist	9-1	24
23	Florida Tech	7-2	25
24	Colorado Mines	8-2	NR
25	Newberry	9-1	NR

GREAT AMERICAN CONFERENCE STANDINGS

		GAC	Pct.	Overall	Pct.	H	A	N	Strk
1	Harding	10-0	1.000	10-0	1.000	5-0	5-0	0-0	W10
2	Henderson State	8-2	0.800	8-2	0.800	4-1	4-0	0-1	W2
	Southern Arkansas	8-2	0.800	8-2	0.800	4-0	3-2	1-0	W3
4	Arkansas Tech	6-4	0.600	6-4	0.600	4-1	2-3	0-0	W2
	Ouachita	6-4	0.600	6-4	0.600	4-1	2-3	0-0	W2
	Southeastern Oklahoma State	6-4	0.600	6-4	0.600	5-0	1-4	0-0	W1
7	Southwestern Oklahoma State	4-6	0.400	4-6	0.400	2-3	2-3	0-0	L2
	Arkansas-Monticello	4-6	0.400	4-6	0.400	4-1	0-5	0-0	L1
	Northwestern Oklahoma State	4-6	0.400	4-6	0.400	3-2	1-4	0-0	L2
10	Oklahoma Baptist	2-8	0.200	2-8	0.200	1-4	1-4	0-0	L6
11	East Central	1-9	0.100	1-9	0.100	0-5	1-4	0-0	L7
	Southern Nazarene	1-9	0.100	1-9	0.100	1-4	0-5	0-0	L4

This Week's #GACtion

November 12

1:00 PM	SNU at Oklahoma Baptist
1:00 PM	Ouachita at Henderson State
2:00 PM	Arkansas Tech at Harding
2:00 PM	Southeastern at East Central
3:00 PM	Southern Ark at Ark.-Monticello
5:30 PM	Northwestern Okla at SWOSU

Upcoming Schedule

November 19

NCAA Playoff First Round

November 26

NCAA Playoff Second Round

December 3

NCAA Playoff Quarterfinals

12:00 pm: Live United Bowl

December 10

NCAA Playoff Semifinals

December 17

NCAA Playoff Championship

Last Week's Results

Henderson St. def. Southern Nazarene 40-7
Harding def. Northwestern Okla. 24-7
Arkansas Tech def. SWOSU 24-20
Ouachita def. Oklahoma Baptist 51-28
Southeastern def. Ark.-Monticello 44-26
Southern Arkansas def. East Central 37-24

GAC PLAYERS OF THE WEEK

OFFENSE


Week	Player
1 (Sept. 5)	Reid Miller, QB, NWOSU
2 (Sept. 12)	Kaymon Farmer, WR, SE
3 (Sept. 19)	Austin Warford, QB, OUA
4 (Sept. 26)	Isaiah Mallory, RB, OBU
	Kris Oliver, RB, OUA
5 (Oct. 3)	Evan Lassiter, QB, HSU
	Park Parish, QB, HU
6 (Oct. 10)	Devlon Wortham, RB, SE
7 (Oct. 17)	Reid Miller, QB, NWOSU
8 (Oct. 24)	Marc Evans, QB, SWOSU
9 (Oct. 31)	Andrew Black, QB, HSU
	Tanner Hudson, TE, SAU
10 (Nov. 7)	Andrew Black, QB, HSU
	Shun'cee Thomas, RB, OUA
11 (Nov. 14)	

DEFENSE

Week	Player
1 (Sept. 5)	Cameron Sonnier, LB, HSU
2 (Sept. 12)	Sam Johnson, DL, HSU
	Charles Taylor III, DB, OBU
3 (Sept. 19)	Corey Bassett, CB, HU
4 (Sept. 26)	Stacy Lawrence, DB, SAU
5 (Oct. 3)	Conner Bays, S, SWOSU
6 (Oct. 10)	Scott Middleton, DB, HU
7 (Oct. 17)	Maurice Wright, DB, NWOSU
8 (Oct. 24)	Deric Robertson, S, SWOSU
9 (Oct. 31)	D'Vonta Derricott, LB, ATU
10 (Nov. 7)	Raheem Wilson, CB, SE
11 (Nov. 14)	

SPECIAL TEAMS

Week	Player
1 (Sept. 5)	Ke'Vontae Pope, RS, OUA
2 (Sept. 12)	Bradford Grems, K, SAU
3 (Sept. 19)	Jarod Haynes, K/P, ECU
4 (Sept. 26)	Tanner Hudson, P, SAU
5 (Oct. 3)	Joel Carlos, K/P, SE
6 (Oct. 10)	Joel Carlos, K/P, SE
7 (Oct. 17)	Cole Antley, K, OUA
8 (Oct. 24)	Jamal Chevis, KR, UAM
9 (Oct. 31)	Tanner Hudson, P, SAU
10 (Nov. 7)	Jonathan Weisheit, KR, SAU
11 (Nov. 14)	



HEAD COACH DAN COCANNOUER

SWOSU alum Dan Cocannouer enters his eighth season as the head coach of the Southwestern Oklahoma State football team in 2016. The Bulldogs are coming off record-setting 2015 season that included an 8-4 record and the Bulldogs first-ever NCAA Postseason appearance in the Live United Texarkana Bowl. Cocannouer, who returned home to lead his alma mater in 2009, has a career record of 29-47 at SWOSU.

The breakthrough season of 2015 came with accolades as Cocannouer was named the Great American Conference Coach of the Year and the American Football Coaches Association (AFCA) Region 4 Coach of the Year after leading the Bulldogs to a five-win turnaround and second-place finish in the GAC after being picked to finish seventh. SWOSU ended the season with a defeat at the Live United Texarkana Bowl, which was just the eighth postseason game in Bulldog football's 107-year history.

Resilience was the key for SWOSU in 2015 as the Bulldogs bounced back from starting the season 2-3 to win six straight games and earn their postseason appearance. The winning streak is the longest by the Bulldogs as members of the NCAA and helped break a postseason draught of nearly 20 years. SWOSU's offense set records for scoring as they went undefeated at ASAP Energy Field and earned their best Great American Conference finish since the formation of the league.

SWOSU had seven players earn GAC postseason honors as well as Cocannouer being named the conference Coach of the Year. Leading the honors were First Team All-GAC cornerback Trevon Hartfield and return specialist D.J. Jones, who also become SWOSU's ninth All-American of the NCAA Division II era, earning First Team honors as a return specialist from the D2CCA and second team Associated Press Little All-America honors as an all-purpose player.

The resume for Cocannouer added another significant honor in the spring of 2015 as it was announced that he would be inducted into the Oklahoma Coaches Association (OCA) Hall of Fame as part of the Class of 2015. He is one of 13 inductees from across the state of Oklahoma to be selected for induction following his storied coaching career at the prep level.

Cocannouer has led the Bulldogs to a winning record in two of the past three seasons and he is alone in seventh-place for all-time wins at SWOSU, just two wins shy of moving into the top-five on the career wins list. He bettered the Bulldogs win-loss total in each of his first three seasons, improving his team from 1-10 in his inaugural season to 5-6 in 2011, their first season in the GAC.

Prior to coming back to SWOSU, Cocannouer had spent 25 seasons as a high school head coach in the state of Oklahoma, establishing a reputation as one of the most prominent and well-respected coaching leaders in the state. He came to SWOSU after eight years at Edmond Santa Fe High School where he compiled a 70-26 record (.729 winning percentage) and led the Wolves to the Class 6A finals in 2003.

His other high school stops included lead high school programs at John Marshall, Chandler, Alva, Pauls Valley and Walters High Schools. All total, he has coached more than 36 years, including the last 30 as a head coach. He led five different schools to the state playoffs and served on the Oklahoma Football Coaches Association (OFCA) Advisory Board for several years and he is a past President of the Oklahoma Coaches Association (OCA) and the OFCA. With his prep success came the opportunity to coach in numerous all-star games, including the Oklahoma All-State game (1988), Jim Thorpe Classic (2000, 2002), Oil Bowl (1997-98) and Enid Shriner All-Star Game (1992-96).

Cocannouer played at SWOSU from 1974-77 under legendary head coach Otis Delaporte, helping the Bulldogs to conference titles in 1974 and 1977. He was a senior leader on the Bulldog team that won a school-record 11 games and finished as the NAIA National Runner-up in 1997 after playing in the Apple Bowl at the Seattle Kingdome. By returning to lead his alma mater, he became the first SWOSU graduate to lead the Bulldogs since Joe Metcalf did the same from 1952-57.

Cocannouer holds two degrees from SWOSU. He earned a bachelor's degree in Health and Physical Education in 1978 before serving as a graduate assistant for the Bulldog football team while until he earned a master's degree in Education in 1983. He also later obtained a secondary administrative certificate from Northwestern Oklahoma State in 1996.

Dan is a native of Tuttle, Oklahoma. The Cocannouer family lost their beloved wife and mother, Jeri Lyn, in early August 2015. She now has the best seat in all stadiums to cheer on the Bulldogs! They have two adult daughters and son-in-laws Cory and Janie Pence of Weatherford, and Colton and Josie Blackburn of Edmond.

Cocannouer vs. Opponents

Team	Record	Last
Abilene Christian	0-1	2010
Angelo State	0-1	2009
Arkansas-Monticello	3-3	2016
Arkansas Tech	4-2	2016
Central Oklahoma.....	2-2	2015
East Central.....	4-4	2016
Eastern New Mexico.....	1-1	2010
Emporia State.....	0-2	2010
Harding.....	2-4	2016
Henderson State.....	1-5	2016
Midwestern State.....	0-1	2010
Northeastern State	0-3	2011
Northwestern Okla.	3-1	2015
Oklahoma Baptist	2-0	2016
Ouachita Baptist	1-5	2016
Panhandle State	0-1	2009
Southern Arkansas	1-5	2016
Southern Nazarene	5-0	2016
Southeastern Okla.	3-5	2016
Stephen F. Austin.....	0-1	2012
Tarleton State	0-2	2013
Texas A&M-Commerce	1-1	2010
Texas A&M-Kingsville ..	0-1	2010
West Texas A&M	0-2	2010

Year-by-Year Results

Year	Overall		Conference		Result
	Won	Lost	Won	Lost	
2009	1	10	1	4	5th LSC
2010	3	8	3	3	T-3rd LSC
2011	5	6	3	5	7th GAC
2012	3	7	2	6	T-7th GAC
2013	6	5	6	5	T-4th GAC
2014	3	7	3	7	T-7th GAC
2015	8	4	8	3	T-2nd GAC
2016	4	6	4	6	
7+ Seasons	33	53	30	39	(.384)

2016 BULLDOG FOOTBALL ROSTER

No	Name	Pos.	#	Name	Pos.	Ht.	Wt.	Yr.	Hometown (Previous School)
18	Michael Adefolarin	DB	1	Kevin Joseph	DB	5-10	180	R-Sr.	North Miami Beach, Fla. (Santa Ana College)
48	Connor Adkins	LB	2	D.J. Jones	WR	5-7	155	Sr.	Oakland, Calif. (Menlo (Calif.) College)
	Ini Akpabot	DB	3	Talo Pascal	RB	5-8	175	R-Sr.	Arlington, Texas (Minnesota-Crookston)
93	Jakeldon Babers	DL	4	Tyson McDaniel	WR	6-1	185	Fr.	Fort Worth, Texas (Chisholm Trail HS)
82	Dillon Bauer	WR	5	Matt Farris	RB	6-0	210	Sr.	Ringling, Okla. (Ringling HS)
34	Conner Bays	DB	6	Jamorion Rose	DB	6-2	180	Jr.	Waxahatchie, Texas (Waxahatchie HS)
78	Tate Beuthien	OL	7	Karltrill Henderson	RB	5-11	205	Jr.	Moore, Okla. (Southmoore HS)
56	Justin Bigelow	OL	8	JR Omigie	WR	6-2	175	So.	Arlington, Texas (Martin HS)
73	Kevin Blessing	OL	9	Tyler Peterson	K/P	5-11	175	Sr.	Stockton, Kan. (Garden City (Kan.) CC)
35	Dominic Blue	DB	10	Cameron Nix	DB	6-1	185	Sr.	Carnegie, Okla. (Carnegie HS)
58	Korbin Boles	OL	11	Tyler Marr	QB	6-3	195	R-Fr.	Beggs, Okla. (Beggs HS)
	Kevin Bowie	RB	12	Marc Evans	QB	6-3	220	Sr.	Ventura, Calif. (Ventura (Calif.) College)
88	Collin Bricker	TE	13	Deric Robertson	DB	6-2	205	Sr.	Killeen, Texas (Oklahoma State University)
68	Elijah Britton	OL	14	Hunter Dinkines	WR	6-1	180	Sr.	Edmond, Okla. (Deer Creek HS)
80	Jordan Bryant	WR	15	Caleb Collins	QB	6-0	185	Fr.	Fort Worth, Texas (Timber Creek HS)
59	Colten Buie	DL	16	Dalton Jackson	K/P	5-11	165	Jr.	Willis, Texas (Willis HS)
75	Zakeius Clerk	DL	17	Somali Smith	DB	6-0	180	Sr.	Birmingham, Ala. (Iowa Central CC)
77	Tristyn Close	OL	18	Michael Adefolarin	DB	5-10	205	Sr.	Mansfield, Texas (Timberview HS)
15	Caleb Collins	QB	20	Sheldon Wilson	RB	5-11	190	Sr.	Anadarko, Okla. (Northeastern Oklahoma A&M)
	Jake Combest	DB	21	Clay Wilkerson	LB	6-0	215	So.	Rockwall, Texas (Rockwall-Heath HS)
43	Dalton Cooper	LB	22	BJ Kellogg	DB	5-10	190	Jr.	North Minneapolis, Minn. (Rochester CC)
52	Malcolm Davis	LB	23	Terry McMillon	DB	6-2	195	Jr.	Daytona, Fla. (Fort Scott CC)
57	A.J. Dawson	DL	24	Kenneth Martey	RB	6-0	210	Sr.	San Diego, Calif. (Menlo (Calif.) College)
29	Daylan Dial	DB	25	Jelani Heath	DB	5-11	165	R-Fr.	Carrollton, Texas (Hebron HS)
14	Hunter Dinkines	WR	26	Skye Singleton	DB	6-1	185	R-Fr.	Fort Worth, Texas (Arlington Heights HS)
83	Marcellous Dowell	WR	27	Quinton Gale	DB	5-11	175	So.	Arlington, Texas (Seguin HS)
12	Marc Evans	QB	28	Alex Ramirez	TE	6-2	220	R-Fr.	Fort Worth, Texas (Brewer HS)
5	Matt Farris	RB	29	Daylan Dial	DB	6-0	205	Jr.	Frisco, Texas (Frisco Heritage HS)
99	Tyler Follis	DL	30	Braden Sweet	DB	5-10	195	R-Fr.	Perry, Okla. (Perry HS)
	Casey Freeman	QB	31	Jaytron Phillips	LB	6-0	200	Fr.	Fort Worth, Texas (Chisholm Trail HS)
27	Quinton Gale	DB	32	Ryan Lemmons	DB	6-0	205	R-Fr.	Cedar Park, Texas (Cedar Park HS)
45	Corey Ganz	TE	33	Kwame Tate	RB	5-8	205	Sr.	Elgin, Okla. (Central Oklahoma)
	Cody Gentry	DB	34	Conner Bays	DB	6-0	190	Sr.	Edmond, Okla. (Santa Fe HS)
98	Joe Gonzales	DL	35	Dominic Blue	DB	6-1	210	So.	Roland, Okla. (Muldrow HS)
79	Parrish Grant	OL	36	Cory Wilkerson	LB	5-10	195	Fr.	Rockwall, Texas (Rockwall-Heath HS)
46	Spencer Grider	TE	37	Gentry Rogers	LB	5-11	230	Sr.	Rockwall, Texas (Heath HS)
53	Jonathan Harris	DL	38	Chaz McGuire	LB	5-11	215	Fr.	Lone Grove, Okla. (Lone Grove HS)
49	TJ Harris	DL	39	Gerald White	DB	5-8	165	R-Fr.	Tipton, Okla. (Tipton HS)
25	Jelani Heath	DB	40	Riley Julian	DL	6-2	225	Fr.	Marlow, Okla. (Marlow HS)
7	Karltrill Henderson	RB	41	Tyreik Lusk	DL	6-2	235	R-Fr.	Arlington, Texas (The Colony HS)
91	Jordan Hill	DL	42	Colton Wright	LB	6-1	215	So.	Tahlequah, Okla. (Tahlequah HS)
55	Clinton Horn	DL	43	Dalton Cooper	LB	6-0	205	Fr.	Tuttle, Okla. (Tuttle HS)
	Dezion Hunter	WR	44	Sam Phillips	TE	6-5	220	R-Fr.	Clinton, Ark. (Clinton HS)
	Brandon Ingram	WR	45	Corey Ganz	TE	6-6	245	R-Fr.	Enid, Okla. (Enid HS)
16	Dalton Jackson	K/P	46	Spencer Grider	TE	6-1	230	R-Fr.	Lewisville, Texas (Lewisville HS)
92	Rashad Jackson	DL	47	Zach Moore	LS	6-0	210	So.	Kingfisher, Okla. (Kingfisher HS)
97	Dejai Johnson	DL	48	Connor Adkins	LB	6-4	230	Fr.	Lubbock, Texas (Lubbock Christian HS)
96	Dustin Johnson	DL	49	TJ Harris	DL	6-2	225	Jr.	Midfield, Ala. (Garden City CC)
2	D.J. Jones	WR	50	Johnson Miller	LB	5-11	215	R-Fr.	Bethany, Okla. (Oklahoma City Legion)
1	Kevin Joseph	DB	51	Kolton Mueggenborg	DL	6-3	245	Fr.	Kingfisher, Okla. (Kingfisher HS)
40	Riley Julian	DL	52	Malcolm Davis	LB	6-3	215	R-Fr.	Fort Worth, Texas (Brewer HS)
22	BJ Kellogg	DB	53	Jonathan Harris	DL	6-0	275	Fr.	Tulsa, Okla. (Washington HS)
32	Ryan Lemmons	DB	54	Austin Loomis	LB	6-1	240	Jr.	Edmond, Okla. (Deer Creek HS)
			55	Clinton Horn	DL	6-0	285	Sr.	Ft. Cobb, Okla. (Carnegie HS)
			56	Justin Bigelow	OL	6-0	275	So.	Denison, Texas (Denison HS)
			57	A.J. Dawson	DL	6-2	245	R-Fr.	Frisco, Texas (Heritage HS)
			58	Korbin Boles	OL	6-3	315	Fr.	Palestine, Texas (Palestine HS)
			59	Colten Buie	DL	6-3	275	R-Fr.	San Angelo, Texas (Christoval HS)
			60	Reggie Mayes, Jr.	DL	6-1	240	Fr.	Tulsa, Okla. (Washington HS)
			66	Connor O'Neil	OL	6-1	275	So.	Trophy Club, Texas (Byron Nelson HS)
			68	Elijah Britton	OL	6-5	330	R-Fr.	Keller, Texas (Keller Central HS)
			69	Ace McMahan	OL	6-1	275	So.	Ringling, Okla. (Ringling HS)
			70	Brent Williams	OL	6-6	325	R-Jr.	San Diego, Calif. (Grossmont (Calif.) College)

2016 BULLDOG FOOTBALL ROSTER

#	Name	Pos.	Ht.	Wt.	Yr.	Hometown (Previous School)
71	Chandler Pavlik	OL	6-7	320	Fr.	Fort Worth, Texas (Chisholm Trail HS)
72	Cordarius Smith	OL	6-2	295	Jr.	Columbus, Ga. (Eastern Arizona College)
73	Kevin Blessing	OL	6-2	310	Jr.	Flower Mound, Texas (Marcus HS)
74	Garrett Luke	OL	6-3	285	Jr.	Willis, Texas (Willis HS)
75	Zakeius Clerk	DL	6-0	305	Jr.	Desoto, Texas (Red Oak HS)
76	Brandon Roe	OL	6-3	285	So.	Choctaw, Okla. (Choctaw HS)
77	Tristyn Close	OL	6-7	385	R-Fr.	Stroud, Okla. (Stroud HS)
78	Tate Beuthien	OL	6-4	300	R-Fr.	Era, Texas (Era HS)
79	Parrish Grant	OL	6-3	320	Jr.	Stockton, Calif. (San Joaquin Delta College)
80	Jordan Bryant	WR	6-2	200	Fr.	Crandall, Texas (Crandall HS)
81	Dylan Power	TE	6-5	225	Sr.	North Las Vegas, Nev. (Menlo (Calif.) College)
82	Dillon Bauer	WR	5-10	180	Jr.	Willis, Texas (McNeese State)
83	Marcellous Dowell	WR	6-3	190	R-Fr.	Cache, Okla. (Cache HS)
85	Marcus Mosi	TE	6-3	265	Sr.	San Lorenzo, Calif. (Menlo (Calif.) College)
86	Saivion McCauley	WR	6-1	200	Fr.	Dallas, Texas (Hillcrest HS)
87	Derrick Styles	WR	6-3	190	Jr.	Arlington, Texas (Mansfield Summit HS)
88	Collin Bricker	TE	6-3	240	Sr.	Piedmont, Okla. (Piedmont HS)
90	George Woods	DL	6-0	275	Sr.	Houston, Texas (Abilene Christian Univ.)
91	Jordan Hill	DL	6-2	260	So.	Rockwall, Texas (Rockwall-Heath HS)
92	Rashad Jackson	DL	6-5	260	Jr.	Titusville, Fla. (Fort Scott CC)
93	Jakeldon Babers	DL	6-1	220	Jr.	Frisco, Texas (Frisco Heritage HS)
94	Bailey McKay	DL	6-0	245	So.	Claremore, Okla. (Sequoyah HS)
95	Navajo Smith	DL	6-2	300	R-So.	Trophy Club, Texas (Byron Nelson HS)
96	Dustin Johnson	DL	6-3	235	Jr.	Taylor, Texas (Taylor HS)
97	Dejai Johnson	DL	5-11	260	So.	Midwest City, Okla. (Midwest City HS)
98	Joe Gonzales	DL	5-10	270	So.	Justin, Texas (Northwest HS)
99	Tyler Follis	DL	6-2	305	Jr.	Edmond, Okla. (Deer Creek HS)
	Ini Akpabot	DB	5-10	190	Fr.	Dallas, Texas (Bishop Lynch HS)
	Kevin Bowie	RB	6-0	215	Fr.	Fort Worth, Texas (Arlington Heights HS)
	Jake Combest	DB	5-9	195	Fr.	Purcell, Okla. (Purcell HS)
	Casey Freeman	QB	6-2	185	R-Fr.	Newcastle, Okla. (Newcastle HS)
	Cody Gentry	DB	6-2	185	Fr.	Fort Worth, Texas (Brewer HS)
	Dezion Hunter	WR	6-2	175	Fr.	Dallas, Texas (A-Plus Academy)
	Brandon Ingram	WR	6-0	175	Fr.	Burkburnett, Texas (Burkburnett HS)
	Squire Logan	WR	6-1	195	Fr.	Enid, Okla. (Enid HS)
	Vessy Parrish	DL	6-0	305	Fr.	Edmond, Okla. (Santa Fe HS)
	DeWayne Rhodes	DL	6-2	280	Fr.	Luther, Okla. (Luther HS)
	Jordan Rolin	WR	6-2	175	Fr.	Purcell, Okla. (Purcell HS)
	Kellan Smith	WR	6-1	190	Fr.	Hobart, Okla. (Hobart HS)
	Colin Watford	QB	6-1	215	Fr.	Prague, Okla. (Prague HS)

No	Name	Pos.
	Squire Logan	WR
54	Austin Loomis	LB
74	Garrett Luke	OL
41	Tyreik Lusk	DL
11	Tyler Marr	QB
24	Kenneth Martey	RB
60	Reggie Mayes, Jr.	DL
86	Saivion McCauley	WR
4	Tyson McDaniel	WR
38	Chaz McGuire	LB
94	Bailey McKay	DL
69	Ace McMahan	OL
23	Terry McMillon	DL
50	Johnson Miller	LB
47	Zach Moore	LS
	Jalyn Morgan	DB
85	Marcus Mosi	TE
	Kolton Mueggenborg	DL
10	Cameron Nix	DB
66	Connor O'Neil	OL
8	JR Omigie	WR
	Vessy Parrish	DL
3	Talo Pascal	RB
71	Chandler Pavlik	OL
9	Tyler Peterson	K/P
31	Jaytron Phillips	LB
44	Sam Phillips	TE
81	Dylan Power	TE
28	Alex Ramirez	TE
	DeWayne Rhodes	DL
13	Deric Robertson	DB
76	Brandon Roe	OL
37	Gentry Rogers	LB
	Jordan Rolin	WR
6	Jamorian Rose	DB
26	Skye Singleton	DB
95	Navajo Smith	DL
72	Cordarius Smith	OL
	Kellan Smith	WR
17	Somali Smith	DB
87	Derrick Styles	WR
30	Braden Sweet	DB
33	Kwame Tate	RB
	Colin Watford	QB
39	Gerald White	DB
21	Clay Wilkerson	LB
36	Cory Wilkerson	LB
70	Brent Williams	OL
20	Sheldon Wilson	RB
90	George Woods	DL
42	Colton Wright	LB

PRONUNCIATION GUIDE

No.	Name.....	Pronunciation	No.	Name.....	Pronunciation
18	Michael ADEFOLARIN.....	add-uh-foe-LAIR-in		SAIVION McCauley	SIE-vee-on
	INI AKPABOT	EE-nee ACK-puh-bot	85	Marcus MOSI	MOE-see
78	Tate BEUTHIEN	bee-OOTH-ee-un		Kolton MUEGGENBORG	MUG-en-borg
59	Colten BUIE	BOO-E	8	JR OMIGIE	oh-ME-gee
75	ZAKEIUS Clerk.....	Zuh-KEY-us	26	TALO PASCAL	TAL-oh PASS-cal
97	DEJAI Johnson	DEE-Jay	6	JAMORION Rose	juh-MORE-ee-on
41	TYRIEK Lusk	tie-REEK			
24	Kenneth MARTEY	MAR-Tee			

2016 GAME NOTES • NORTHWESTERN OKLA. (4-6, 4-6 GAC) AT SWOSU (4-6, 4-6 GAC)

NORTHWESTERN OKLA. DEPTH CHART

OFFENSE						
RT	57	Scott Batchelder	SR	6-4	301	Orland, Calif.
	71	Joey Kammerer	R - FR	6-2	259	Keller, Texas
RG	65	Carlos Torres	JR	6-3	312	El Reno, Okla.
	74	Kenny Stewart	SR	6-3	358	Yalee, Fla.
C	53	Petar Stosic	JR	6-4	285	Canberra, Australia
	72	Sebastian Escalante	R - FR	6-2	260	Keller, Texas
LG	63	Joe Wintrick	R - FR	6-1	283	Rochester, Minn.
	55	Matt McGrew	SR	6-0	291	Arkansas City, Kan.
LT	50	Lorenzo Allen	SR	6-7	296	Denver, Colo.
	79	Xavier Rodriguez	R - FR	6-6	258	Houston, Texas
QB	8	Reid Miller	SR	6-3	231	Pampa, Texas
	12	Cody Weinzheimer	SR	6-0	206	Patterson, Calif.
TB	32	Jacob Peyton	R - FR	5-10	176	Perkins, Okla.
	22	Jalen Williams	R - FR	5-11	205	Rayne, La.
TE	27	Riley Hess	JR	6-4	220	Alva, Okla.
	48	Raphael Edwards	SO	6-4	230	Brooklyn, N.Y.
WR	28	Arte Miura	SR	5-8	171	Los Angeles, Calif.
	17	Kerry Hall	FR	5-8	170	Allen, Texas
X	18	Horatio Smith	SO	5-9	163	Amarillo, Texas
	10	Dashawn Gordon	JR	5-10	161	Long Beach, Fla.
Z	19	Tamarick Courtney	R JR	6-0	180	Lubbock, Texas
	11	Michael Jordan	JR	6-6	196	Los Angeles, Calif.

DEFENSE						
DE	4	Theodis Williams	SR	6-5	235	Arcola, Texas
	59	Ira Hill	SR	6-2	263	Shreveport, La.
NG	98	Xavier Banks	JR	5-11	355	Pittsburg, Calif.
	90	Olukuyode Fasehun	JR	6-0	332	Baltimore, Md.
DT	56	Christian Ferratti	SR	6-0	263	Burbank, Calif.
	94	Tyler Trussell	SO	6-2	280	Athens, Texas
DE	9	Joby Saint Fleur	SR	6-5	250	Winter Haven, Fla.
	76	Marcus Brent	FR	6-6	230	Tulsa, Okla.
MLB	39	Kyler Ferguson	R - SO	5-10	213	Woodward, Okla.
	15	Rontez Smith	SR	6-1	222	Oklahoma City, Okla.
WLB	15	Rontez Smith	SR	6-1	222	Oklahoma City, Okla.
	46	Manuel Gallo	JR	5-9	191	Miami, Fla.
CB	2	Jordan Norris	SR	5-11	178	Garland, Texas
	30	Mikal Thompson	R - FR	6-0	165	Lawton, Okla.
FS	26	Shane Collins	R - JR	5-11	193	Elmore City, Okla.
	14	Doc Harvey	SO	5-6	177	Amarillo, Texas
SS	1	Dom Blackmon	SR	5-11	190	Avon, Ind.
	13	Teofilio Freeman	JR	5-11	194	Fresno City, Calif.
WS	24	Maurice Wright	FR	6-1	206	Luther, Okla.
	34	Caden Gacek	SR	6-1	198	Bixby, Okla.
CB	23	Aahron Barnes	R - FR	5-10	168	Duncanville, Texas
	7	Jeson Jeanty	JR	5-11	165	Florida City, Fla.

SPECIAL TEAMS						
K	99	Andrew Lesnick	SO	5-11	169	Ponca City, Okla.
DS	97	Caleb Longest	R - JR	6-1	261	Duncan, Okla.
P	99	Andrew Lesnick	SO	5-11	169	Ponca City, Okla.

SWOSU DEPTH CHART

OFFENSE						
WR	8	J.R. Omigie	6-2	175	So.	Arlington, Texas
	14	Hunter Dinkines	6-1	180	Sr.	Edmond, Okla.
WR	2	D.J. Jones	5-7	155	Sr.	Oakland, Calif.
	4	Tyson McDaniel	6-1	185	Fr.	Fort Worth, Texas
LT	74	Garrett Luke	6-3	285	Jr.	Willis, Texas
	70	Brent Williams	6-6	315	R-Jr.	San Diego, Calif.
LG	76	Brandon Roe	6-3	285	So.	Choctaw, Okla.
	77	Tristyn Close	6-7	385	R-Fr.	Stroud, Okla.
C	56	Justin Bigelow	6-0	275	So.	Denison, Texas
	69	Ace McMahan	6-1	275	So.	Ringling, Okla.
RG	73	Kevin Blessing	6-2	310	Jr.	Flower Mound, Texas
	66	Connor O'Neil	6-1	275	So.	Trophy Club, Texas
RT	68	Elijah Britton	6-5	335	R-Fr.	Keller, Texas
	79	Parrish Grant	6-3	320	Jr.	Stockton, Calif.
TE	88	Collin Bricker	6-3	235	Sr.	Piedmont, Okla.
	5	Matt Farris	6-0	210	Sr.	Ringling, Okla.
RB	7	Karltrrell Henderson	5-11	205	Jr.	Moore, Okla.
	24	Kenneth Martey	6-0	210	Sr.	San Diego, Calif.
QB	12	Marc Evans	6-3	220	Sr.	Ventura, Calif.
	11	Tyler Marr	6-3	195	R-Fr.	Beggs, Okla.
WR	87	Derrick Styles	6-3	190	Jr.	Arlington, Texas
	83	Marcellous Dowell	6-3	190	R-Fr.	Cache, Okla.

DEFENSE						
DE	49	TJ Harris	6-2	225	Jr.	Midfield, Ala.
	94	Bailey McKay	6-0	245	So.	Claremore, Okla.
DT	55	Clinton Horn	6-0	285	Sr.	Ft. Cobb, Okla.
	90	George Woods	6-0	275	Sr.	Houston, Texas
NG	95	Navajo Smith	6-2	300	R-So.	Trophy Club, Texas
	97	Dejai Johnson	5-11	270	So.	Midwest City, Okla.
DE	96	Dustin Johnson	6-3	235	Jr.	Taylor, Texas
	41	Tyriek Lusk	6-2	235	R-Fr.	Arlington, Texas
LB	37	Gentry Rogers	5-11	230	Sr.	Rockwall, Texas
	21	Clay Wilkerson	6-0	215	So.	Rockwall, Texas
LB	54	Austin Loomis	6-1	240	Jr.	Edmond, Okla.
	42	Colton Wright	6-1	215	So.	Tahlequah, Okla.
DAWG	18	Michael Adefolarin	5-10	205	Sr.	Mansfield, Texas
	35	Dominic Blue	6-1	210	So.	Roland, Okla.
CB	1	Kevin Joseph	5-10	180	R-Sr.	North Miami Beach, Fla.
	27	Quinton Gale	5-11	175	So.	Arlington, Texas
SS	34	Conner Bays	6-0	190	Sr.	Edmond, Okla.
	26	Skye Singleton	6-1	185	R-Fr.	Fort Worth, Texas
FS	13	Deric Robertson	6-2	205	Sr.	Killeen, Texas
	10	Cameron Nix	6-1	185	Sr.	Carnegie, Okla.
CB	22	BJ Kellogg	5-10	190	Jr.	North Minneapolis, Minn.
	23	Terry McMillon	6-2	195	Jr.	Daytona, Fla.

SPECIAL TEAMS						
K	9	Tyler Peterson	5-11	175	Sr.	Stockton, Kan.
P	16	Dalton Jackson	5-11	165	Jr.	Willis, Texas
LS	47	Zach Moore	6-0	220	So.	Kingfisher, Okla.
KR	2	D.J. Jones	5-7	155	Sr.	Oakland, Calif.
	8	J.R. Omigie	6-2	175	So.	Arlington, Texas
PR	2	D.J. Jones	5-7	155	Sr.	Oakland, Calif.
	14	Hunter Dinkines	6-1	180	Sr.	Edmond, Okla.
H	14	Hunter Dinkines	6-1	180	Sr.	Edmond, Okla.

The Last Time it Happened for SWOSU

400+ Passing Yards

Marc Evans (414) - Oct. 8, 2016 at East Central

300-399 Passing Yards

Marc Evans (371) - Nov. 5, 2016 vs. Arkansas Tech

40+ Pass Attempts

Marc Evans (46) - Nov. 5, 2016 vs. Arkansas Tech

4+ TD passes

Marc Evans (4) Sept. 19, 2015 vs. Ouachita Baptist

30+ Completions

Marc Evans (30) - Dec. 5, 2015 vs. Central Okla.

200+ Rushing Yards

Aaron Wilson (289) - Nov. 3, 2012 vs. Arkansas-Monticello

150-199 Rushing Yards

Karltrrell Henderson (170) - Sept. 10, 2016 at Arkansas-Monticello

100-149 Rushing Yards

Karltrrell Henderson (117) - Oct. 15, 2016 at Southern Nazarene

20+ Rushing Attempts

Karltrrell Henderson (20) - Oct. 20, 2016 vs. Oklahoma Baptist

3+ Rushing TDs

Karltrrell Henderson (4) - Oct. 15, 2016 at Southern Nazarene

Rush of 50+ Yards

Karltrrell Henderson (51) - Oct. 1, 2016 vs. Southeastern Okla.

200+ Receiving Yards

Danny Howard (248) - Oct. 29, 2005 at Northeastern State

150-199 Receiving Yards

Ryan Corbin (164) - Oct. 18, 2013 at Southeastern Oklahoma State

100-149 Receiving Yards

D.J. Jones (139) - Nov. 5, 2016 vs. Arkansas Tech

JR Omigie (109) - Nov. 5, 2016 vs. Arkansas Tech

10+ Receptions

Ryan Corbin (11) - Nov. 9, 2013 at Tarleton State

3+ Receiving Touchdowns

Ryan Corbin (3) - Oct. 18, 2013 at Southeastern Oklahoma State

50+ Yard Reception

D.J. Jones from Marc Evans (55) - Oct. 29, 2016 at Harding

3 Interceptions

Terrance Franklin - Sept. 15, 2012 vs. East Central

2 Interceptions

Kevin Joseph - Sept. 1, 2016 vs. Southern Arkansas

Interception Returned for Touchdown

Conner Bays (41 yards) - Oct. 24, 2015 at Oklahoma Baptist

Fumble Returned for Touchdown

Brandon Wicks (43 yards) - Sept. 15, 2007 vs. Panhandle State

Greg Franklin (25 yards) - Sept 15, 2007 vs. Panhandle State

Safety Forced

Team (Blocked Punt by Tanner Thompson) - Sept. 5, 2015 at Southern Arkansas

20+ Tackles

Mark Patterson (22) - Sept. 9, 1997 at Eastern New Mexico

15-19 Tackles

Conner Bays (16) - Sept. 24, 2016 vs. Henderson State

10-14 Tackles

Conner Bays (14) / Colton Wright (11) - Nov. 5, 2016 vs. Arkansas Tech

3+ Sacks

Jim O'Brien (3.0) - Sept. 22, 2012 at Southern Arkansas

5+ Tackles for Loss

Devin Benton (5.0) - Sept. 13, 2014 vs Arkansas Tech

Kick Return for Touchdown

Sheldon Wilson (96 yards) - Sept. 17, 2016 at Ouachita

Punt Return for Touchdown

D.J. Jones (69 yards) - Oct. 24, 2015 at Oklahoma Baptist

Punt Blocked

Dustin Johnson - Sept. 1, 2016 vs. Southern Arkansas

40+ Yard Field Goal

Colton Rainey (44) - Oct. 20, 2012 at Southeastern Oklahoma State

50+ Yard Field Goal

Scott Poole (53) - Oct. 18, 2003 at Southern Nazarene

3+ FGs in a Game

Colton Rainey (3) - Oct. 13, 2012 vs. Arkansas Tech

50+ Yard Punt

Dalton Jackson (59) - Oct. 15, 2016 at Southern Nazarene

Last Time vs Northwestern Okla.

Game 11: Nov. 14, 2015, Alva, Okla. (Ranger Field, 4,800)



SWOSU

31

Northwestern Okla.

17

Score by Quarters	1	2	3	4	Score
Southwestern Okla.	7	14	0	10	31
Northwestern Okla.	3	0	7	7	17

Team	Qtr	Time	Scoring play (Conversion)	SWOSU-NWOSU
SWOSU	1st	14:18	Martey 93 yd run (Peterson kick)	7-0
NWOSU	1st	09:34	Hawkins 21 yd field goal	7-3
SWOSU	2nd	10:30	Henderson 66 yd run (Peterson kick)	14-3
SWOSU	2nd	07:16	Styles 51 yd pass from Evans (Peterson kick)	21-3
NWOSU	3rd	03:43	Miller 1 yd run (Hawkins kick)	21-10
SWOSU	4th	11:36	Peterson 32 yd field goal	24-10
NWOSU	4th	07:05	Miller 22 yd run (Hawkins kick)	24-17
SWOSU	4th	02:11	Henderson 25 yd run (Peterson kick)	31-17

	SWOSU	NWOSU
FIRST DOWNS	18	20
NET YARDS RUSHING	299	109
NET YARDS PASSING	205	244
TOTAL OFFENSE YARDS	504	353
Fumbles: Number-Lost	0-0	3-2
Penalties: Number-Yards	8-50	10-89
PUNTS-YARDS	6-211	8-395
KICKOFFS-YARDS	5-295	5-304
Punt returns: Number-Yards-TD	1-14-0	2-17-0
Kickoff returns: Number-Yds-TD	1-12-0	2-27-0
Interceptions: Number-Yds-TD	0-0-0	0-0-0
Fumble Returns: Number-Yds-TD	0-0-0	0-0-0
Miscellaneous Yards	0	0
Possession Time	28:59	31:01
Third-Down Conversions	8 of 18	7 of 22
Fourth-Down Conversions	0 of 3	3 of 5
Red-Zone Scores-Chances	1-1	3-3
Sacks By: Number-Yards	7-56	2-9
PAT Kicks	4-4	2-2
Field Goals	1-1	1-1
Points off turnovers	3	0

Rushing (No-Yds-TD)

SWOSU: Karltrrell Henderson, 22-168-2; Kenneth Martey, 14-134-1; Kwame Tate, 5-10-0

NWOSU: Zachary Doyle, 10-83-0; C. Davis, Jr., 9-43-0

Passing (Comp-Att-Int, Yds-TD)

SWOSU: Marc Evans, 13-27-0, 205-1

NWOSU: Reid Miller, 27-53-0, 244-0

Receiving (Rec-Yds-TD)

SWOSU: DJ Jones, 6-91-0; Carlos Smith, 2-31-0; Collin Bricker, 2-25-0

NWOSU: Jarion Tudman, 5-31-0; Arte Miura, 4-49-0; Riley Hess, 4-42-0; Justin Schanbacher, 4-16-0

Defense (Solo-Assist-Total)

SWOSU: Trevon Hartfield, 13-1-14; Tyler George, 3-2-5; Tanner Thompson, 4-0-4; Michael Adefolarin, 4-0-4; Jake Doyle, 3-1-4

NWOSU: Devin Peyton, 4-7-11; Joby Saint Fleur, 6-2-8; Brandon Cannon, 5-3-8; Shane Collins, 5-3-8; Chris Ladd, 4-4-8

2016 SWOSU Football Southwestern Okla. Combined Team Statistics (as of Nov 07, 2016) All games

Date	Opponent	Score	Att.	Record:	Overall	Home	Away	Neutral					
* Sep 01, 201	SOUTHERN ARKANSAS	L 17-21	4129	All games	4-6	2-3	2-3	0-0					
* Sep 10, 201	at Arkansas-Monticello	L 28-35	2725	Conference	4-6	2-3	2-3	0-0					
* Sep 17, 201	at Ouachita Baptist	L 28-48	3108	Non-Conference	0-0	0-0	0-0	0-0					
* Sep 24, 201	#8 HENDERSON STATE	L 17-45	2663										
* Oct. 1, 2016	SOUTHEASTERN OKLA.	W 37-33	3167										
* Oct 08, 201	at East Central	W 41-7	2557										
* Oct 15, 201	at Southern Nazarene	W 35-14	2155										
* Oct 20, 201	OKLA. BAPTIST	W 37-35	2673										
* Oct 29, 201	at #5 Harding	L 27-42	5100										
* Nov 05, 201	ARKANSAS TECH	L 20-24	2874										
Rushing	g	att	gain	loss	net	avg	td	lg avg/g					
K. Henderson	1	165	865	43	822	5.0	17	51 82.2					
Kenneth Martey	1	85	347	33	314	3.7	2	19 31.4					
D.J. Jones	1	13	148	2	146	11.2	0	36 14.6					
Sheldon Wilson	5	24	134	7	127	5.3	0	22 25.4					
Kwame Tate	5	16	85	1	84	5.2	0	18 16.8					
Talo Pascal	1	3	8	0	8	2.7	0	5 8.0					
JR Omigie	1	1	5	0	5	5.0	0	5 0.5					
Marc Evans	1	10	24	22	2	0.2	0	7 0.2					
Total	1	325	1620	170	1450	4.5	20	51 145.0					
Opponents	1	481	2312	287	2025	4.2	22	76 202.5					
Passing	g	effic	comp	att	int	pct	yds	td	lg avg/g				
Marc Evans	1	130.76	203	359	13	56.5	2774	18	86 277.4				
Tyler Marr	3	79.17	14	29	2	48.3	115	1	27 38.3				
Total	1	126.90	217	388	15	55.9	2889	19	86 288.9				
Opponents	1	129.89	150	261	10	57.5	1899	15	68 189.9				
Receiving	g	no.	yds	avg	td	lg	avg/g						
D.J. Jones	1	56	866	15.5	7	86	86.6						
JR Omigie	1	38	520	13.7	3	40	52.0						
Derrick Styles	1	36	458	12.7	3	43	45.8						
Collin Bricker	9	19	315	16.6	2	57	35.0						
K. Henderson	1	19	220	11.6	0	40	22.0						
Hunter Dinkines	1	16	180	11.2	1	27	18.0						
Kenneth Martey	1	11	90	8.2	0	16	9.0						
Matt Farris	9	7	61	8.7	3	21	6.8						
Tyson McDaniel	8	5	68	13.6	0	41	8.5						
M. Dowell	4	3	59	19.7	0	27	14.8						
Kwame Tate	5	3	15	5.0	0	12	3.0						
Dylan Power	2	2	22	11.0	0	14	11.0						
Alex Ramirez	5	1	10	10.0	0	10	2.0						
Marcus Mosi	7	1	5	5.0	0	5	0.7						
Total	1	217	2889	13.3	19	86	288.9						
Opponents	1	150	1899	12.7	15	68	189.9						
Field Goals	fg	pct.	01-19	20-29	30-39	40-49	50-99	lg	blk				
Tyler Peterson	4-6	66.7	0-0	1-2	3-4	0-0	0-0	37	1				
Scoring	td	fg	PAT				kick	rush	rcv	pass	dxp	saf	pts
K. Henderson	17	-	-	-	-	-	-	-	-	-	-	-	102
Tyler Peterson	-	4-6	35-39	-	-	-	-	-	-	-	-	-	47
D.J. Jones	7	-	-	-	-	-	-	-	-	-	-	-	42
JR Omigie	3	-	-	-	-	-	-	-	-	-	-	-	18
Matt Farris	3	-	-	-	-	-	-	-	-	-	-	-	18
Derrick Styles	3	-	-	-	-	-	-	-	-	-	-	-	18
Collin Bricker	2	-	-	-	-	-	-	-	-	-	-	-	12
Kenneth Martey	2	-	-	-	-	-	-	-	-	-	-	-	12
Garrett Luke	1	-	-	-	-	-	-	-	-	-	-	-	6
Sheldon Wilson	1	-	-	-	-	-	-	-	-	-	-	-	6
Hunter Dinkines	1	-	-	-	-	-	-	-	-	-	-	-	6
Total	40	4-6	35-39	-	-	-	-	-	-	-	-	-	287
Opponents	40	8-13	36-38	-	-	1	1-2	-	-	1	304	-	304
Score by Quarters	1st	2nd	3rd	4th	OT	Total							
Southwestern Okla.	77	101	44	65	0	287							
Opponents	58	115	65	66	0	304							
Team Statistics	SWOSU			OPP									
FIRST DOWNS	227			208									
Rushing	71			106									
Passing	135			84									
Penalty	21			18									
RUSHING YARDAGE	1450			2025									
Rushing Attempts	325			481									
Average Per Rush	4.5			4.2									
Average Per Game	145.0			202.5									
TDs Rushing	20			22									
PASSING YARDAGE	2889			1899									
Comp-Att-Int	217-388-15			150-261-10									
Average Per Pass	7.4			7.3									
Average Per Catch	13.3			12.7									
Average Per Game	288.9			189.9									
TDs Passing	19			15									
TOTAL OFFENSE	4339			3924									
Average Per Play	6.1			5.3									
Average Per Game	433.9			392.4									
KICK RETURNS: #-Yards	38-825			40-700									
PUNT RETURNS: #-Yards	7-28			8-77									
INT RETURNS: #-Yards	10-42			15-296									
FUMBLES-LOST	17-10			13-9									
PENALTIES-Yards	69-652			72-686									
PUNTS-AVG	37-35.2			39-40.7									
TIME OF POSSESSION/G	26:46			33:14									
3RD-DOWN Conversions	58/130			64/154									
4TH-DOWN Conversions	8/25			17/30									
Interceptions	no.	yds	avg	td	lg								
Kevin Joseph	3	0	0.0	0	0								
Deric Robertson	3	0	0.0	0	0								
Quinton Gale	2	14	7.0	0	12								
BJ Kellogg	1	26	26.0	0	26								
Conner Bays	1	2	2.0	0	2								
Punting	no.	yds	avg	lg	tb	fc	i20	50+	blk				
Dalton Jackson	35	130	37.4	59	1	6	8	2	0				
Marc Evans	1	11	11.0	11	0	0	0	0	0				
TEAM	1	-17	-17.0	0	0	0	0	0	0				
Punt Returns	no.	yds	avg	td	lg								
D.J. Jones	5	11	2.2	0	12								
Hunter Dinkines	2	17	8.5	0	13								
Total	7	28	4.0	0	13								
Opponents	8	77	9.6	1	34								
Kick Returns	no.	yds	avg	td	lg								
D.J. Jones	16	318	19.9	0	29								
Collin Bricker	5	82	16.4	0	23								
Sheldon Wilson	5	174	34.8	1	96								
JR Omigie	3	56	18.7	0	35								
Kevin Joseph	3	62	20.7	0	29								
Tyson McDaniel	2	89	44.5	0	72								
Colton Wright	1	9	9.0	0	9								
Gentry Rogers	1	0	0.0	0	0								
Matt Farris	1	20	20.0	0	20								
Dominic Blue	1	15	15.0	0	15								
Total	38	825	21.7	1	96								
Opponents	40	700	17.5	0	42								
All Purpose	g	rush	rcv	pr	kr	ir	total	avg/g					
D.J. Jones	10	146	866	11	318	0	1341	134.1					
K. Henderson	10	822	220	0	0	0	1042	104.2					
JR Omigie	10	5	520	0	56	0	581	58.1					
Derrick Styles	10	0	458	0	0	0	458	45.8					

2016 SWOSU Football
Southwestern Okla. Overall Defensive Statistics (as of Nov 07, 2016)
All games

#	Defensive Leaders	gp	Tackles				Sacks no-yds	Pass defense			Fumbles		blkd	
			ua	a	tot	tfl/yds		int-yds	brup	qbh	rcv-yds	ff	kick	saf
34	Conner Bays	10	70	46	116	5.5-10	.	1-2	2	.	.	2	.	.
13	Deric Robertson	10	39	22	61	1.0-2	.	3-0	3	.	2-41	.	.	.
18	M. Adefolarin	10	33	23	56	11.0-28	1.0-3	.	2	1	.	3	.	.
42	Colton Wright	10	35	17	52	4.0-9	.	.	.	1	.	1	.	.
37	Gentry Rogers	10	26	26	52	4.5-8	.	.	1	1	2-0	.	.	.
1	Kevin Joseph	8	28	14	42	.	.	3-0	2
54	Austin Loomis	7	17	25	42	1.5-10	0.5-9	.	.	.	1-0	.	.	.
49	TJ Harris	10	19	19	38	5.5-13	2.0-10	.	.	1	1-0	1	.	.
21	Clay Wilkerson	10	15	18	33	2.5-8	.	.	.	1	1-7	.	.	.
35	Dominic Blue	10	13	17	30	2.5-28	2.0-28	.	.	1
96	Dustin Johnson	9	13	14	27	5.0-18	3.0-13	.	1	2	.	1	1	.
95	Navajo Smith	10	10	15	25	5.5-34	4.0-31	.	.	.	1-14	.	.	.
22	BJ Kellogg	8	17	7	24	.	.	1-26	5	1	.	1	.	.
55	Clinton Horn	10	11	12	23	6.0-21	1.5-10
10	Cameron Nix	10	9	8	17
97	Dejai Johnson	10	6	11	17	2.5-11	1.0-6	.	.	1	.	1	.	.
17	Somali Smith	9	8	6	14	0.5-9	0.5-9
23	Terry McMillon	10	9	4	13	.	.	.	3
75	Zakeius Clerk	10	5	8	13	1.5-4	.	.	1
27	Quinton Gale	9	11	2	13	.	.	2-14
57	AJ Dawson	7	9	3	12	4.0-16	0.5-2	.	.	1
90	George Woods	7	5	4	9	1.5-3	1.0-2	.	.	1
94	Bailey McKay	5	4	4	8	1.0-5
41	Tyreik Lusk	9	4	3	7	1.5-1	.	.	.	2
52	Malcom Davis	8	5	2	7	1.0-1
99	Tyler Follis	4	1	3	4	1.0-1
29	Daylan Dial	7	4	.	4
88	Collin Bricker	9	4	.	4
31	J. Phillips	5	1	2	3
30	Braden Sweet	10	3	.	3
12	Marc Evans	10	2	.	2
7	K. Henderson	10	2	.	2
8	JR Omigie	10	2	.	2
9	Tyler Peterson	10	2	.	2
TM	TEAM	6	2	.	2	1-0	.	.	.
25	Jelani Heath	1	2	.	2
26	Skye Singleton	7	.	2	2
47	Zach Moore	9	.	1	1
92	Rashad Jackson	2	.	1	1
39	Gerald White	2	1	.	1
87	Derrick Styles	10	1	.	1
6	Jamorion Rose	1	1	.	1
73	Kevin Blessing	10	1	.	1
83	M. Dowell	4	1	.	1
5	Matt Farris	9	1	.	1
Total		10	452	339	791	69-240	17-123	10-42	20	14	9-62	10	1	.
Opponents		10	388	272	660	37-120	5-32	15-296	37	19	10-75	9	3	1

2016 GAME NOTES • NORTHWESTERN OKLA. (4-6, 4-6 GAC) AT SWOSU (4-6, 4-6 GAC)

SWOSU SCORING DRIVES

Opponent	Qtr	TD	FG	Player	Scoring Play	Plays	Yds	TOP
Southern Ark.	1	X		Garrett Luke	Fumble Rec.	6	39	1:52
Southern Ark.	1	X		D.J. Jones	86-yd pass	2	88	0:46
Southern Ark.	2		X	Tyler Peterson	21-yd FG	13	61	5:05
Ark.-Monticello	1	X		K. Henderson	44-yd run	6	67	2:24
Ark.-Monticello	2	X		Hunter Dinkines	27-yd pass	7	71	1:52
Ark.-Monticello	3	X		K. Henderson	50-yd run	3	59	1:19
Ark.-Monticello	4	X		K. Henderson	3-yd run	12	66	4:39
Ouachita	1	X		D.J. Jones	16-yd pass	5	67	1:46
Ouachita	2	X		K. Henderson	1-yd run	10	67	4:15
Ouachita	3	X		K. Henderson	10-yd run	10	77	3:59
Ouachita	4	X		Sheldon Wilson	96-yd KO Return	-	-	-
Henderson St	2		X	Tyler Peterson	36-yd FG	11	60	4:38
Henderson St	2	X		D.J. Jones	30-yd pass	8	78	2:23
Henderson St	4	X		Collin Bricker	11-yd pass	15	77	5:46
Southeastern	1	X		K. Henderson	51-yd run	6	75	2:08
Southeastern	2	X		Matt Farris	9-yd pass	9	90	3:06
Southeastern	2	X		JR Omigie	2-yd pass	11	65	4:21
Southeastern	3		X	Tyler Peterson	37-yd FG	17	71	6:36
Southeastern	4	X		D.J. Jones	20-yd pass	4	80	2:08
Southeastern	4	X		Kenneth Martey	9-yd run	14	75	3:53
East Central	1	X		K. Henderson	33-yd run	3	76	1:00
East Central	1	X		JR Omigie	19-yd pass	2	27	0:36
East Central	2	X		K. Henderson	1-yd run	3	36	0:55
East Central	2	X		Matt Farris	5-yd pass	9	83	2:58
East Central	2	X		Kenneth Martey	1-yd run	11	88	2:47
East Central	4	X		Matt Farris	21-yd pass	4	59	1:38
Southern Naz	1	X		K. Henderson	1-yd run	9	51	2:48
Southern Naz	2	X		K. Henderson	7-yd run	5	49	1:44
Southern Naz	2	X		D.J. Jones	20-yd pass	6	81	1:03
Southern Naz	3	X		K. Henderson	11-yd run	9	57	4:16
Southern Naz	4	X		K. Henderson	2-yd run	9	73	4:30
Okla. Baptist	1	X		Derrick Styles	11-yd pass	11	62	4:38
Okla. Baptist	2	X		K. Henderson	4-yd run	8	53	3:21
Okla. Baptist	2	X		Derrick Styles	19-yd pass	10	62	2:01
Okla. Baptist	3	X		K. Henderson	2-yd run	8	48	3:51
Okla. Baptist	4		X	Tyler Peterson	32-yd FG	13	58	5:59
Okla. Baptist	4	X		Collin Bricker	41-yd pass	2	36	0:10
Harding	1	X		D.J. Jones	55-yd pass	3	77	1:13
Harding	2	X		K. Henderson	1-yd run	4	52	1:02
Harding	3	X		D.J. Jones	46-yd pass	1	46	0:08
Harding	4	X		K. Henderson	7-yd run	8	87	3:10
Arkansas Tech	1	X		Derrick Styles	6-yd pass	5	80	1:52
Arkansas Tech	2	X		JR Omigie	23-yd pass	8	71	0:50
Arkansas Tech	3	X		K. Henderson	1-yd run	4	11	2:07

OPPONENT SCORING DRIVES

Opponent	Qtr	TD	FG	Player	Scoring Play	Plays	Yds	TOP
Southern Ark.	2	X		M. Nunnery	12-yd run	9	51	4:24
Southern Ark.	3	X		G. Turnbull	12-yd pass	9	74	3:41
Southern Ark.	4	X		K. Higgins	26-yd pass	3	31	1:16
Ark.-Monticello	2	X		Cole Sears	3-yd run	2	3	0:12
Ark.-Monticello	2	X		Jalen Tolliver	14-yd pass	13	79	5:08
Ark.-Monticello	2	X		K. Fitzpatrick	34-yd punt return	-	-	-
Ark.-Monticello	3	X		Jalen Tolliver	19-yd pass	10	69	4:42
Ark.-Monticello	4	X		Cole Sears	6-yd run	9	65	4:13
Ouachita	1		X	Cole Antley	27-yd FG	15	62	8:48
Ouachita	1	X		Kris Oliver	6-yd run	8	78	4:10
Ouachita	2	X		Kris Oliver	5-yd run	12	76	6:20
Ouachita	2	X		Kris Oliver	4-yd run	4	22	1:49
Ouachita	2	X		Allie Freeman	45-yd pass	7	78	1:33
Ouachita	3	X		J. Moorehead	54-yd pass	5	69	2:59
Ouachita	4		X	Cole Antley	27-yd FG	4	9	1:43
Ouachita	4	X		Austin Warford	76-yd run	1	76	0:12
Henderson St	1		X	Houston Ray	31-yd FG	6	50	3:06
Henderson St	2	X		C. Whitehead	11-yd pass	12	76	5:18
Henderson St	2	X		Al Lasker	31-yd pass	9	63	1:59
Henderson St	3	X		Jeremy Wilson	6-yd run	6	53	2:12
Henderson St	3	X		Sheldon Watson	74-yd INT return	-	-	-
Henderson St	4	X		Jeremy Wilson	11-yd run	2	14	0:48
Southeastern	1	X		James Revada	1-yd run	5	35	2:00
Southeastern	1	X		D. Wortham	5-yd run	8	61	3:33
Southeastern	1		X	Joel Carlos	26-yd FG	4	5	1:24
Southeastern	2		X	Joel Carlos	39-yd FG	9	41	4:41
Southeastern	2	X		Bryce Steele	16-yd pass	7	61	1:05
Southeastern	3		X	Joel Carlos	39-yd FG	10	46	4:00
Southeastern	4		X	Joel Carlos	38-yd FG	12	32	5:07
East Central	2	X		David Moore	57-yd pass	2	60	0:32
Southern Naz	1	X		Terrance Olds	60-yd pass	4	75	2:00
Southern Naz	3	X		Doryan Harris	64-yd INT return	-	-	-
Okla. Baptist	1	X		Dezmon Stegall	1-yd run	13	70	5:06
Okla. Baptist	2	X		J. Pettijohn	10-yd pass	11	90	2:53
Okla. Baptist	2	X		Isaiah Mallory	1-yd run	8	89	2:55
Okla. Baptist	4	X		Stephan Turner	7-yd pass	10	82	3:52
Okla. Baptist	4	X		J. Pettijohn	7-yd pass	10	78	1:50
Harding	1	X		Park Parish	3-yd run	9	47	4:33
Harding	1	X		Zach Shelley	66-yd run	1	66	0:12
Harding	2	X		Michael Latu	2-yd run	9	59	4:34
Harding	2	X		Dwayne Carter	4-yd run	2	11	0:45
Harding	3	X		Zach Shelley	58-yd run	2	57	0:57
Harding	4	X		Park Parish	23-yd run	10	61	5:22
Arkansas Tech	2	X		Justin Bailey	68-yd pass	9	89	3:41
Arkansas Tech	3	X		K. Thompson	1-yd run	8	57	3:33
Arkansas Tech	4	X		K. Thompson	3-yd run	7	49	2:29
Arkansas Tech	4		X	Eric Perez	38-yd FG	8	17	3:43

Game-By-Game Starters

	WR	LT	LG	C	RG	RT	TE/WR	RB	QB	WR	WR
SAU	Dinkines	Luke	Roe	Bigelow	Blessing	Britton	Bricker	Martey	Evans	Jones	Styles
UAM	Dinkines	Luke	Roe	Bigelow	Blessing	Britton	Omigie	Martey	Evans	Jones	Styles
OUA	Omigie	Luke	Roe	Bigelow	Blessing	Britton	Bricker	Henderson	Evans	Jones	Styles
HSU	Omigie	Luke	McMahan	Bigelow	Blessing	Roe	Bricker	Henderson	Evans	Jones	Styles
SOSU	Omigie	Luke	McMahan	Bigelow	Blessing	Roe	Bricker	Martey	Evans	Jones	Styles
ECU	Omigie	Luke	McMahan	Bigelow	Blessing	Roe	Bricker	Henderson	Evans	Jones	Styles
SNU	Omigie	Luke	McMahan	Bigelow	Blessing	Roe	McDaniel	Henderson	Evans	Jones	Dinkines
OBU	Omigie	Luke	Roe	Bigelow	Blessing	Britton	McDaniel	Henderson	Evans	Jones	Styles
HU	Omigie	Luke	Roe	Bigelow	Blessing	Britton	Bricker	Henderson	Evans	Jones	Styles
ATU	Omigie	Luke	Roe	Bigelow	Blessing	Britton	Dinkines	Henderson	Evans	Jones	Styles

	DE	NG	DT	DE	DAWG	LB	LB	CB	SS	FS	CB
SAU	Harris	Follis	Horn	Du. Johnson	Adefolarin	Rogers	Loomis	Joseph	Bays	Robertson	Gale
UAM	McKay	Clerk	Woods	Du. Johnson	Adefolarin	Rogers	Loomis	Joseph	Bays	Robertson	Gale
OUA	Harris	Clerk	Woods	Du. Johnson	Adefolarin	Rogers	Loomis	Joseph	Bays	Robertson	Gale
HSU	Harris	N. Smith	Horn	Du. Johnson	Adefolarin	Rogers	Loomis	Kellogg	Bays	Robertson	Gale
SOSU	Harris	Horn	Clerk	Lusk	Adefolarin	Rogers	Wright	McMillon	Bays	Nix	S. Smith
ECU	Harris	Horn	Follis	Du. Johnson	Adefolarin	Rogers	Wright	McMillon	Bays	Robertson	Kellogg
SNU	Harris	Horn	Follis	Du. Johnson	Adefolarin	Rogers	Wright	Joseph	Bays	Robertson	Kellogg
OBU	Harris	Horn	N. Smith	Du. Johnson	Adefolarin	Rogers	Wright	Joseph	Bays	Robertson	Kellogg
HU	Harris	Horn	N. Smith	Du. Johnson	Adefolarin	Rogers	Blue	Joseph	Bays	Robertson	Kellogg
ATU	Harris	Horn	N. Smith	Du. Johnson	Adefolarin	Rogers	Loomis	Joseph	Bays	Robertson	Kellogg

Team Game-by-Game

		[--RUSHING--]			[--RECEIVING--]			[-----PASSING-----]			[--KICK RET--]			[--PUNT RET--]			tot					
Date	Opponent	No.	Yds	TD	Lg	No.	Yds	TD	Lg	Cmp-Att-Int	Yds	TD	Lg	No	Yds	TD	Lg	No	Yds	TD	Lg	off
Sep 01, 2016	SOUTHERN ARK.	38	146	1	17	18	234	1	86	18-41-3	234	1	86	1	17	0	17	1	12	0	12	380
Sep 10, 2016	at Ark-Monticello	33	220	3	50	15	153	1	27	15-33-1	153	1	27	6	117	0	29	2	-9	0	3	373
Sep 17, 2016	at Ouachita	27	74	2	10	21	287	1	41	21-39-2	287	1	41	8	209	1	96	0	0	0	0	361
Sep 24, 2016	HENDERSON ST	34	129	0	15	21	210	2	30	21-42-1	210	2	30	5	100	0	21	0	0	0	0	339
Oct. 1, 2016	SOUTHEASTERN	37	208	2	51	25	295	3	40	25-37-2	295	3	40	2	38	0	20	0	0	0	0	503
Oct 08, 2016	at East Central	46	243	3	35	26	439	3	57	26-38-0	439	3	57	2	37	0	20	1	0	0	0	682
Oct 15, 2016	at Southern Naz	36	196	4	45	19	203	1	24	19-33-2	203	1	24	1	26	0	26	2	17	0	13	399
Oct 20, 2016	OKLA. BAPTIST	34	148	2	24	27	362	3	41	27-46-1	362	3	41	4	96	0	35	1	8	0	8	510
Oct 29, 2016	at Harding	17	43	2	7	20	335	2	55	20-33-1	335	2	55	6	90	0	20	0	0	0	0	378
Nov 05, 2016	ARKANSAS TECH	23	43	1	16	25	371	2	44	25-46-2	371	2	44	3	95	0	72	0	0	0	0	414
	Totals	325	1450	20	51	217	2889	19	86	217-388-15	2889	19	86	38	825	1	96	7	28	0	13	4339
	Opponent	481	2025	22	76	150	1899	15	68	150-261-10	1899	15	68	40	700	0	42	8	77	1	34	3924

Date	Opponent	[-----TACKLES-----]			[--SACKS--]		[--FUMBLE--]		[--Pass Blkd		[--Kicks--XPTS--]			Run	Rcv	Saf	Pts
		Solo	Ast	Total	TFL-Yds	No-Yds	FF	FR-Yds	Int-Yds	QBH	Brk	Kick	Att-Mad				
Sep 01, 2016	SOUTHERN ARK.	30	40	70	4.0-18	1.0-7	1	2-27	4-14	2	3	1	2-2	0	0	0	17
Sep 10, 2016	at Ark.-Monticello	49	41	90	10.0-29	3.0-19	0	0-0	1-0	2	2	0	4-4	0	0	0	28
Sep 17, 2016	at Ouachita	51	24	75	5.0-32	2.0-22	0	0-0	0-0	0	1	0	4-4	0	0	0	28
Sep 24, 2016	HENDERSON ST	33	53	86	4.0-6	0.0-0	0	1-0	1-26	1	2	0	2-2	0	0	0	17
Oct. 1, 2016	SOUTHEASTERN	51	24	75	7.0-39	2.0-28	2	1-7	1-0	3	4	0	5-4	0	0	0	37
Oct 08, 2016	at East Central	32	26	58	7.0-27	4.0-21	2	2-0	2-2	1	3	0	6-5	0	0	0	41
Oct 15, 2016	at Southern Naz	46	22	68	8.0-21	0.0-0	1	1-14	0-0	3	0	0	5-5	0	0	0	35
Oct 20, 2016	OKLA. BAPTIST	58	17	75	8.0-24	1.0-6	1	0-0	1-0	2	1	0	4-4	0	0	0	37
Oct 29, 2016	at Harding	54	40	94	7.0-17	0.0-0	1	1-14	0-0	0	1	0	4-3	0	0	0	27
Nov 05, 2016	ARKANSAS TECH	48	52	100	9.0-27	4.0-20	2	1-0	0-0	0	3	0	3-2	0	0	0	20
	Totals	452	339	791	69.0-240	17.0-123	10	9-62	10-42	14	20	1	39-35	0	0	0	287
	Opponent	388	272	660	37.0-120	5.0-32	9	10-75	15-296	19	37	3	38-36	0	1	1	304

Opponent Game-by-Game

		[---RUSHING---			[--RECEIVING--]			[-----PASSING-----]			[--KICK RET--]			[--PUNT RET--]			tot					
Date	Opponent	No.	Yds	TD	Lg	No.	Yds	TD	Lg	Cmp-Att-Int	Yds	TD	Lg	No	Yds	TD	Lg	No	Yds	TD	Lg	off
Sep 01, 2016	SOUTHERN ARK.	40	146	1	21	17	187	2	30	17-34-4	187	2	30	1	38	0	38	0	0	0	0	333
Sep 10, 2016	at Ark.-Monticello	59	181	2	18	14	160	2	21	14-27-1	160	2	21	3	39	0	19	1	34	1	34	341
Sep 17, 2016	at Ouachita Baptist	50	292	4	76	16	268	2	54	16-22-0	268	2	54	5	104	0	24	0	0	0	0	560
Sep 24, 2016	HENDERSON ST	47	219	3	24	15	186	2	45	15-24-1	186	2	45	4	62	0	32	1	16	0	16	405
Oct. 1, 2016	SOUTHEASTERN	40	121	2	16	21	226	1	31	21-36-1	226	1	31	5	100	0	37	0	0	0	0	347
Oct 08, 2016	at East Central	15	4	0	8	24	268	1	57	24-45-2	268	1	57	7	133	0	42	1	0	0	0	272
Oct 15, 2016	at Southern Naz	51	180	0	30	4	75	1	60	4-13-0	75	1	60	3	33	0	17	1	4	0	4	255
Oct 20, 2016	OKLA. BAPTIST	44	141	2	22	25	332	3	47	25-39-1	332	3	47	5	84	0	24	0	0	0	0	473
Oct 29, 2016	at Harding	72	506	6	66	4	54	0	19	4-6-0	54	0	19	5	77	0	26	3	2	0	3	560
Nov 05, 2016	ARKANSAS TECH	63	235	2	27	10	143	1	68	10-15-0	143	1	68	2	30	0	25	1	21	0	21	378
	Opponent totals	481	2025	22	76	150	1899	15	68	150-261-10	1899	15	68	40	700	0	42	8	77	1	34	3924
	Southwestern Okla.	325	1450	20	51	217	2889	19	86	217-388-15	2889	19	86	38	825	1	96	7	28	0	13	4339

Date	Opponent	[-----TACKLES-----]			[--SACKS--]		[--FUMBLE--]		[--Pass Blkd		[--Kicks--XPTS--]			Run	Rcv	Saf	Pts
		Solo	Ast	Total	TFL-Yds	No-Yds	FF	FR-Yds	Int-Yds	QBH	Brk	Kick	Att-Mad				
Sep 01, 2016	SOUTHERN ARK.	44	30	74	5.0-10	0.0-0	2	1-36	3-25	4	6	0	3-3	0	0	0	21
Sep 10, 2016	at Ark.-Monticello	41	12	53	2.0-8	0.0-0	0	1-0	1-0	2	2	0	3-1	0	1	1	35
Sep 17, 2016	at Ouachita Baptist	41	10	51	3.0-11	1.0-5	0	0-0	2-39	0	2	0	6-6	0	0	0	48
Sep 24, 2016	HENDERSON ST	39	34	73	4.0-14	2.0-12	2	2-0	1-74	0	0	0	6-6	0	0	0	45
Oct. 1, 2016	SOUTHEASTERN	43	26	69	5.0-16	0.0-0	1	3--1	2-7	2	3	1	3-3	0	0	0	33
Oct 08, 2016	at East Central	37	62	99	5.0-9	0.0-0	1	1-0	0-0	0	4	1	1-1	0	0	0	7
Oct 15, 2016	at Southern Naz	40	22	62	2.0-4	0.0-0	0	0-0	2-77	1	3	0	2-2	0	0	0	14
Oct 20, 2016	OKLA. BAPTIST	51	18	69	3.0-8	0.0-0	1	0-0	1-0	4	6	0	5-5	0	0	0	35
Oct 29, 2016	at Harding	25	24	49	2.0-5	0.0-0	0	0-0	1-32	0	7	0	6-6	0	0	0	42
Nov 05, 2016	ARKANSAS TECH	27	34	61	6.0-35	2.0-15	2	2-40	2-42	6	4	1	3-3	0	0	0	24
	Opponent totals	388	272	660	37.0-120	5.0-32	9	10-75	15-296	19	37	3	38-36	0	1	1	304
	Southwestern Okla.	452	339	791	69.0-240	17.0-123	10	9-62	10-42	14	20	1	39-35	0	0	0	287

SWOSU Individual Game Highs

Rushes	21	K. Henderson at East Central (Oct 08, 2016)
Yards Rushing	170	K. Henderson at Arkansas-Monticello (Sep 10, 2016)
TD Rushes	4	K. Henderson at Southern Nazarene (Oct 15, 2016)
Long Rush	51	K. Henderson vs Southeastern Okla. (Oct. 1, 2016)
Pass attempts	46	Marc Evans vs Okla. Baptist (Oct 20, 2016)
		Marc Evans vs Arkansas Tech (Nov 05, 2016)
Pass completions	27	Marc Evans vs Okla. Baptist (Oct 20, 2016)
Yards Passing	414	Marc Evans at East Central (Oct 08, 2016)
TD Passes	3	Marc Evans vs Southeastern Okla. (Oct. 1, 2016)
		Marc Evans at East Central (Oct 08, 2016)
		Marc Evans vs Okla. Baptist (Oct 20, 2016)
Long Pass	86	Marc Evans vs Southern Arkansas (Sep 01, 2016)
Receptions	8	Derrick Styles at Ouachita Baptist (Sep 17, 2016)
		D.J. Jones vs Henderson State (Sep 24, 2016)
		D.J. Jones vs Arkansas Tech (Nov 05, 2016)
Yards Receiving	141	D.J. Jones vs Southern Arkansas (Sep 01, 2016)
TD Receptions	2	Matt Farris at East Central (Oct 08, 2016)
		Derrick Styles vs Okla. Baptist (Oct 20, 2016)
		D.J. Jones at Harding (Oct 29, 2016)
Long Reception	86	D.J. Jones vs Southern Arkansas (Sep 01, 2016)
Field Goals	1	Four Occurrences
Long Field Goal	37	Tyler Peterson vs Southeastern Okla. (Oct. 1, 2016)
Punts	7	Dalton Jackson at Harding (Oct 29, 2016)
Punting Avg	50.3	Dalton Jackson at Southern Nazarene (Oct 15, 2016)
Long Punt	59	Dalton Jackson at Southern Nazarene (Oct 15, 2016)
Punts inside 20	2	Dalton Jackson at Harding (Oct 29, 2016)
		Dalton Jackson vs Arkansas Tech (Nov 05, 2016)
Long Punt Return	13	Hunter Dinkines at Southern Nazarene (Oct 15, 2016)
Long Kickoff Return	96	Sheldon Wilson at Ouachita Baptist (Sep 17, 2016)
Tackles	18	Conner Bays at Arkansas-Monticello (Sep 10, 2016)
Sacks	2.0	Dominic Blue vs Southeastern Okla. (Oct. 1, 2016)
		Dustin Johnson at East Central (Oct 08, 2016)
Tackles For Loss	3.0	Clinton Horn at East Central (Oct 08, 2016)
		M. Adefolarin vs Okla. Baptist (Oct 20, 2016)
		M. Adefolarin at Harding (Oct 29, 2016)
Interceptions	2	Kevin Joseph vs Southern Arkansas (Sep 01, 2016)

SWOSU Team Game Highs

Rushes	46	at East Central (Oct 08, 2016)
Yards Rushing	243	at East Central (Oct 08, 2016)
Yards Per Rush	6.7	at Arkansas-Monticello (Sep 10, 2016)
TD Rushes	4	at Southern Nazarene (Oct 15, 2016)
Pass attempts	46	vs Okla. Baptist (Oct 20, 2016)
		vs Arkansas Tech (Nov 05, 2016)
Pass completions	27	vs Okla. Baptist (Oct 20, 2016)
Yards Passing	439	at East Central (Oct 08, 2016)
Yards Per Pass	11.6	at East Central (Oct 08, 2016)
TD Passes	3	vs Southeastern Okla. (Oct. 1, 2016)
		at East Central (Oct 08, 2016)
		vs Okla. Baptist (Oct 20, 2016)
Total Plays	84	at East Central (Oct 08, 2016)
Total Offense	682	at East Central (Oct 08, 2016)
Yards Per Play	8.1	at East Central (Oct 08, 2016)
Points	41	at East Central (Oct 08, 2016)
Sacks By	4	at East Central (Oct 08, 2016)
		vs Arkansas Tech (Nov 05, 2016)
First Downs	31	vs Okla. Baptist (Oct 20, 2016)
Penalties	11	at Arkansas-Monticello (Sep 10, 2016)
Penalty Yards	110	at Southern Nazarene (Oct 15, 2016)
Turnovers	5	vs Southeastern Okla. (Oct. 1, 2016)
Interceptions By	4	vs Southern Arkansas (Sep 01, 2016)
Punts	7	at Harding (Oct 29, 2016)
Punting Avg	50.3	at Southern Nazarene (Oct 15, 2016)
Long Punt	59	at Southern Nazarene (Oct 15, 2016)
Punts inside 20	2	at Harding (Oct 29, 2016)
		vs Arkansas Tech (Nov 05, 2016)
Long Punt Return	13	at Southern Nazarene (Oct 15, 2016)

Opponent Individual Game Highs


Rushes	27	Isaiah Mallory, vs Okla. Baptist (Oct 20, 2016)
Yards Rushing	153	Park Parish, at Harding (Oct 29, 2016)
TD Rushes	3	Kris Oliver, at Ouachita Baptist (Sep 17, 2016)
Long Rush	76	Austin Warford, at Ouachita Baptist (Sep 17, 2016)
Pass attempts	39	Dezmond Stegall, vs Okla. Baptist (Oct 20, 2016)
Pass completions	25	Dezmond Stegall, vs Okla. Baptist (Oct 20, 2016)
Yards Passing	332	Dezmond Stegall, vs Okla. Baptist (Oct 20, 2016)
TD Passes	3	Dezmond Stegall, vs Okla. Baptist (Oct 20, 2016)
Long Pass	68	Jabyes Cross, vs Arkansas Tech (Nov 05, 2016)
Receptions	11	Jalen Tolliver, at Arkansas-Monticello (Sep 10, 2016)
Yards Receiving	134	Jalen Tolliver, at Arkansas-Monticello (Sep 10, 2016)
TD Receptions	2	Jalen Tolliver, at Arkansas-Monticello (Sep 10, 2016)
		Josh Pettijohn, vs Okla. Baptist (Oct 20, 2016)
Long Reception	68	Justin Bailey, vs Arkansas Tech (Nov 05, 2016)
Field Goals	4	Joel Carlos, vs Southeastern Okla. (Oct. 1, 2016)
Long Field Goal	39	Joel Carlos, vs Southeastern Okla. (Oct. 1, 2016)
Punts	10	Jarod Haynes, at East Central (Oct 08, 2016)
Punting Avg	49.0	Shelton Wooley, at Ouachita Baptist (Sep 17, 2016)
		Cody Mikell, vs Henderson State (Sep 24, 2016)
Long Punt	62	Shelton Wooley, at Ouachita Baptist (Sep 17, 2016)
Punts inside 20	5	Jarod Haynes, at East Central (Oct 08, 2016)
Long Punt Return	34	K. Fitzpatrick, at Arkansas-Monticello (Sep 10, 2016)
Long Kickoff Return	42	David Moore, at East Central (Oct 08, 2016)
Tackles	16	Camnik Campbell, at East Central (Oct 08, 2016)
Sacks	1.0	Demet. Jennings, at Ouachita Baptist (Sep 17, 2016)
		Terrance Bailey, vs Henderson State (Sep 24, 2016)
		Javion Manos, vs Henderson State (Sep 24, 2016)
		D. Derricott, vs Arkansas Tech (Nov 05, 2016)
Tackles For Loss	2.0	Corey Jenkins, vs Southern Arkansas (Sep 01, 2016)
		Cameron Sonnier, vs Henderson State (Sep 24, 2016)
		Lovis Hall, vs Arkansas Tech (Nov 05, 2016)
		Demetris Ford, vs Arkansas Tech (Nov 05, 2016)
Interceptions	2	Devin Price, at Ouachita Baptist (Sep 17, 2016)
		Raheem Wilson, vs Southeastern Okla. (Oct. 1, 2016)

Opponent Team Game Highs

Rushes	72	at Harding (Oct 29, 2016)
Yards Rushing	506	at Harding (Oct 29, 2016)
Yards Per Rush	7.0	at Harding (Oct 29, 2016)
TD Rushes	6	at Harding (Oct 29, 2016)
Pass attempts	45	at East Central (Oct 08, 2016)
Pass completions	25	vs Okla. Baptist (Oct 20, 2016)
Yards Passing	332	vs Okla. Baptist (Oct 20, 2016)
Yards Per Pass	12.2	at Ouachita Baptist (Sep 17, 2016)
TD Passes	3	vs Okla. Baptist (Oct 20, 2016)
Total Plays	86	at Arkansas-Monticello (Sep 10, 2016)
Total Offense	560	at Ouachita Baptist (Sep 17, 2016)
		at Harding (Oct 29, 2016)
Yards Per Play	7.8	at Ouachita Baptist (Sep 17, 2016)
Points	48	at Ouachita Baptist (Sep 17, 2016)
Sacks By	2	vs Henderson State (Sep 24, 2016)
		vs Arkansas Tech (Nov 05, 2016)
First Downs	27	at Arkansas-Monticello (Sep 10, 2016)
Penalties	12	vs Southern Arkansas (Sep 01, 2016)
Penalty Yards	119	at Ouachita Baptist (Sep 17, 2016)
Turnovers	6	vs Southern Arkansas (Sep 01, 2016)
Interceptions By	3	vs Southern Arkansas (Sep 01, 2016)
Punts	10	at East Central (Oct 08, 2016)
Punting Avg	49.0	at Ouachita Baptist (Sep 17, 2016)
		vs Henderson State (Sep 24, 2016)
Long Punt	62	at Ouachita Baptist (Sep 17, 2016)
Punts inside 20	5	at East Central (Oct 08, 2016)
Long Punt Return	34	at Arkansas-Monticello (Sep 10, 2016)

2016 Game Recaps

Game 1: Sept. 1, 2016; Weatherford, Okla. (ASAP Energy Field, 4,129)

	Southern Arkansas	21
	SWOSU	17

Score by Quarters	1	2	3	4	Score
Southern Arkansas	0	7	7	7	21
Southwestern Okla.	14	3	0	0	17

Team	Qtr	Time	Scoring play (Conversion)	SAU-SWOSU
SWOSU	1st	12:08	Luke 0 yd fumble recovery (Peterson kick)	0-7
SWOSU	1st	09:01	Jones 86 yd pass from Evans (Peterson kick)	0-14
SWOSU	2nd	10:55	Peterson 21 yd field goal	0-17
SAU	2nd	04:15	Nunnery 12 yd run (Grems kick)	7-17
SAU	3rd	08:29	Turnbull 12 yd pass from Renner (Grems kick)	14-17
SAU	4th	07:06	Higgins 26 yd pass from Renner (Grems kick)	21-17

	SAU	SWOSU
FIRST DOWNS	17	22
NET YARDS RUSHING	146	146
NET YARDS PASSING	187	234
TOTAL OFFENSE YARDS	333	380
Fumbles: Number-Lost	2-2	2-1
Penalties: Number-Yards	12-98	10-74
PUNTS-YARDS	5-164	4-126
KICKOFFS-YARDS	4-246	4-232
Punt returns: Number-Yards-TD	0-0-0	1-12-0
Kickoff returns: Number-Yds-TD	1-38-0	1-17-0
Interceptions: Number-Yds-TD	3-25-0	4-14-0
Fumble Returns: Number-Yds-TD	1-36-0	1-27-0
Miscellaneous Yards	0	0
Possession Time	30:30	29:30
Third-Down Conversions	4 of 16	3 of 12
Fourth-Down Conversions	3 of 4	0 of 4
Red-Zone Scores-Chances	2-3	2-3
Sacks By: Number-Yards	0-0	1-7
PAT Kicks	3-3	2-2
Field Goals	0-0	1-1
Points off turnovers	0	10

Rushing (No-Yds-TD)

Southern Arkansas: Michael Nunnery, 20-84-1; Dajunn Harris, 10-42-0; Barrett Renner, 7-24-0

SWOSU: Karltrell Henderson, 15-80-0; Kenneth Martey, 11-32-0; D.J. Jones, 3-18-0; Kwame Tate, 9-16-0

Passing (Comp-Att-Int, Yds-TD)

Southern Arkansas: Barrett Renner, 17-34-4, 187-2

SWOSU: Marc Evans, 18-41-3, 234-1

Receiving (Rec-Yds-TD)

Southern Arkansas: J. Weisheit, 6-52-0; Tanner Hudson, 3-53-0; Karonce Higgins, 3-40-1; Jaylon Tews, 2-18-0; G. Turnbull, 1-12-0

SWOSU: D.J. Jones, 7-141-1; Hunter Dinkines, 3-51-0; Derrick Styles, 2-16-0; Collin Bricker, 2-12-0; JR Omigie, 2-10-0

Defense (Solo-Assist-Total)

Southern Arkansas: Q'Niko Thomas, 6-3-9; Malik Preston, 5-3-8; Elgin Moore, 4-4-8; Corey Jenkins, 3-4-7

SWOSU: Austin Loomis, 6-5-11; Michael Adefolarin, 6-4-10; Conner Bays, 2-7-9; Kevin Joseph, 3-3-6; Dustin Johnson, 2-4-6

Game 2: Sept. 10, 2016; Monticello, Ark. (Cotton Boll Stadium, 2,725)

	SWOSU	28
	Arkansas-Monticello	35

Score by Quarters	1	2	3	4	Score
Southwestern Okla.	7	7	7	7	28
Arkansas-Monticello	0	21	6	8	35

Team	Qtr	Time	Scoring play (Conversion)	SWOSU-UAM
SWOSU	1st	12:36	Henderson 44 yd run (Peterson kick)	7-0
UAM	2nd	13:50	Sears 3 yd run (Marini kick failed)	7-6
SWOSU	2nd	11:52	Dinkines 27 yd pass from Evans (Peterson kick)	14-6
UAM	2nd	03:02	Tolliver 14 yd pass from Sears (McFarland pass)	14-14
UAM	2nd	01:21	Fitzpatrick 34 yd punt return (Marini kick)	14-21
UAM	3rd	05:01	Tolliver 19 yd pass from Sears (kick failed)	14-27
SWOSU	3rd	03:37	Henderson 50 yd run (Peterson kick)	21-27
UAM	4th	14:24	Sears 6 yd run (pass failed)	21-33
SWOSU	4th	09:35	Henderson 3 yd run (Peterson kick)	28-33
UAM	4th	05:42	TEAM safety	28-35

	SWOSU	UAM
FIRST DOWNS	19	27
NET YARDS RUSHING	220	181
NET YARDS PASSING	153	160
TOTAL OFFENSE YARDS	373	341
Fumbles: Number-Lost	3-1	0-0
Penalties: Number-Yards	11-99	4-50
PUNTS-YARDS	4-56	4-164
KICKOFFS-YARDS	6-329	6-316
Punt returns: Number-Yards-TD	2--9-0	1-34-1
Kickoff returns: Number-Yds-TD	6-117-0	3-39-0
Interceptions: Number-Yds-TD	1-0-0	1-0-0
Fumble Returns: Number-Yds-TD	0-0-0	0-0-0
Miscellaneous Yards	0	0
Possession Time	20:55	39:05
Third-Down Conversions	4 of 12	8 of 18
Fourth-Down Conversions	2 of 4	2 of 2
Red-Zone Scores-Chances	1-1	4-6
Sacks By: Number-Yards	3-19	0-0
PAT Kicks	4-4	1-3
Field Goals	0-0	0-2
Points off turnovers	0	0

Rushing (No-Yds-TD)

SWOSU: Karltrell Henderson, 15-170-3; Kenneth Martey 11-46-0; Sheldon Wilson, 4-29-0

Arkansas-Monticello: Imani Riley, 25-86-0; Jeremy Jackson, 18-71-0; Cole Sears, 13-26-2

Passing (Comp-Att-Int, Yds-TD)

SWOSU: Marc Evans, 15-33-, 153-1

Arkansas-Monticello: Cole Sears, 14-27-1, 160-2

Receiving (Rec-Yds-TD)

SWOSU: Derrick Styles, 4-43-0; Hunter Dinkines, 3-42-1; D.J. Jones, 3-28-0; JR Omigie, 2-29-0

Arkansas-Monticello: Jalen Tolliver, 11-134-2

Defense (Solo-Assist-Total)

SWOSU: Conner Bays, 11-7-18; Michael Adefolarin, 5-4-9; Kevin Joseph, 5-3-8; Austin Loomis, 1-7-8; Navajo Smith, 3-4-7

Arkansas-Monticello: Scooter Jones, 5-2-7; Wesley Williams, 4-2-6; Ja'Lon Watts, 4-0-4; Stacey Warren, 4-0-4; Lloyd Robinson, 3-1-4

2016 Game Recaps

Game 3: Sept. 17, 2016; Arkadelphia, Ark. (Cliff Harris Stadium, 3,108)

	SWOSU	28
	Ouachita	48

Score by Quarters	1	2	3	4	Score
Southwestern Okla.	7	7	7	7	28
Ouachita	10	21	7	10	48

Team	Qtr	Time	Scoring play (Conversion)	SWOSU-OUA
OUA	1st	06:12	Antley 27 yd field goal	0-3
SWOSU	1st	04:17	Jones 16 yd pass from Evans (Peterson kick)	7-3
OUA	1st	00:00	Oliver 6 yd run (Antley kick)	7-10
SWOSU	2nd	10:38	Henderson 1 yd run (Peterson kick)	14-10
OUA	2nd	04:09	Oliver 5 yd run (Antley kick)	14-17
OUA	2nd	02:10	Oliver 4 yd run (Antley kick)	14-24
OUA	2nd	00:12	Freeman 45 yd pass from Warford (Antley kick)	14-31
SWOSU	3rd	11:01	Henderson 10 yd run (Peterson kick)	21-31
OUA	3rd	03:03	Moorehead 54 yd pass Warford (Antley kick)	21-38
OUA	4th	11:00	Antley 17 yd field goal	21-41
SWOSU	4th	10:46	Wilson 96 yd kickoff return (Peterson kick)	28-41
OUA	4th	10:26	Warford 76 yd run (Antley kick)	28-48

	SWOSU	OUA
FIRST DOWNS	20	24
NET YARDS RUSHING	74	292
NET YARDS PASSING	287	268
TOTAL OFFENSE YARDS	361	560
Fumbles: Number-Lost	1-0	0-0
Penalties: Number-Yards	0-0	10-119
PUNTS-YARDS	3-128	3-147
KICKOFFS-YARDS	5-314	9-494
Punt returns: Number-Yards-TD	0-0-0	0-0-0
Kickoff returns: Number-Yds-TD	8-209-1	5-104-0
Interceptions: Number-Yds-TD	0-0-0	2-39-0
Fumble Returns: Number-Yds-TD	0-0-0	0-0-0
Miscellaneous Yards	0	0
Possession Time	23:01	36:52
Third-Down Conversions	5 of 12	6 of 13
Fourth-Down Conversions	1 of 3	1 of 1
Red-Zone Scores-Chances	3-4	5-5
Sacks By: Number-Yards	2-22	1-5
PAT Kicks	4-4	6-6
Field Goals	0-0	2-2
Points off turnovers	0	10

Rushing (No-Yds-TD)

SWOSU: Karltrrell Henderson, 14-47-2; Kenneth Martey, 3-15-0; Sheldon Wilson, 6-12-0

Ouachita: Austin Warford, 18-144-1; Kris Oliver, 19-110-3; Brandon Marks 9-37-0

Passing (Comp-Att-Int, Yds-TD)

SWOSU: Marc Evans, 21-39-2, 287-1

Ouachita: Austin Warford, 16-22-0, 268-2

Receiving (Rec-Yds-TD)

SWOSU: Derrick Styles, 8-112-0; D.J. Jones, 6-79-1; Karltrrell Henderson 3-30-0


Ouachita: KeVontae Pope, 7-90-0; Drew Harris, 4-48-0; Allie Freeman, 2-54-1

Defense (Solo-Assist-Total)

SWOSU: Austin Loomis, 5-6-11; Conner Bays, 10-0-10; Somali Smith, 3-3-6

Ouachita: Luke Holt, 5-2-7; Elijah Jones, 5-2-7; Tevin Jones, 5-1-6

Game 4: Sept. 24, 2016, Weatherford, Okla. (ASAP Energy Field 2,663)

	#8/11 Henderson State	45
	SWOSU	17

Score by Quarters	1	2	3	4	Score
Henderson State	3	14	21	7	45
Southwestern Okla.	0	10	0	7	17

Team	Qtr	Time	Scoring play (Conversion)	HSU-SWOSU
HSU	1st	04:20	Ray 31 yd field goal	3-0
SWOSU	2nd	14:35	Peterson 36 yd field goal	3-3
HSU	2nd	09:09	Whitehead 11 yd pass from Black (Ray kick)	10-3
SWOSU	2nd	02:05	Jones 30 yd pass from Evans (Peterson kick)	10-10
HSU	2nd	00:00	Lasker 31 yd pass from Black (Ray kick)	17-10
HSU	3rd	11:02	Wilson 6 yd run (Ray kick)	24-10
HSU	3rd	07:10	Watson 74 yd interception return (Ray kick)	31-10
HSU	3rd	01:34	Thomas 5 yd run (Ray kick)	38-10
SWOSU	4th	10:42	Bricker 11 yd pass from Marr (Peterson kick)	38-17
HSU	4th	00:25	Wilson 11 yd run (Ray kick)	45-17

	HSU	SWOSU
FIRST DOWNS	23	20
NET YARDS RUSHING	219	129
NET YARDS PASSING	186	210
TOTAL OFFENSE YARDS	405	339
Fumbles: Number-Lost	1-1	2-2
Penalties: Number-Yards	4-25	6-62
PUNTS-YARDS	1-49	4-125
KICKOFFS-YARDS	7-424	4-214
Punt returns: Number-Yards-TD	1-16-0	0-0-0
Kickoff returns: Number-Yds-TD	4-62-0	5-100-0
Interceptions: Number-Yds-TD	1-74-1	1-26-0
Fumble Returns: Number-Yds-TD	0-0-0	0-0-0
Miscellaneous Yards	0	0
Possession Time	32:05	27:55
Third-Down Conversions	5 of 13	8 of 17
Fourth-Down Conversions	4 of 6	1 of 3
Red-Zone Scores-Chances	5-6	2-2
Sacks By: Number-Yards	2-12	0-0
PAT Kicks	6-6	2-2
Field Goals	1-1	1-1
Points off turnovers	7	0

Rushing (No-Yds-TD)

HSU: Jeremy Wilson, 15-100-2; JaQuan Cole, 8-58-0; Andrew Black, 8-43-0

SWOSU: Karltrrell Henderson, 16-86-0; Kenneth Martey, 7-28-0

Passing (Comp-Att-Int, Yds-TD)

HSU: Andrew Black, 13-21-1, 149-2; Evan Lassiter, 2-3-0, 37-0

SWOSU: Marc Evans, 11-21-0, 131-1; Tyler Marr, 10-21-1, 79-1

Receiving (Rec-Yds-TD)

HSU: Jeremy Wilson, 3-57-0; Jacoby Lewis, 3-17-0; C. Whitehead, 3-12-1

SWOSU: DJ Jones, 8-78-1; Collin Bricker, 4-43-1; JR Omigie, 4-31-0

Defense (Solo-Assist-Total)

HSU: Josh Davis, 5-3-8; Javion Manos, 3-4-7; Adrian Tucker, 3-4-7; Dondre Wright, 3-4-7; Gary Vines, 2-5-7

SWOSU: Conner Bays, 6-10-16; Gentry Rogers, 5-4-9; Clay Wilkerson, 2-5-7; Colton Wright, 2-3-5; Navajo Smith, 1-4-5

2016 Game Recaps

Game 5: Oct. 1, 2016, Weatherford, Okla. (ASAP Energy Field, 3,167)



Southeastern	33
SWOSU	37

Score by Quarters	1	2	3	4	Score
Southeastern Okla.	17	10	3	3	33
Southwestern Okla.	7	13	3	14	37

Team	Qtr	Time	Scoring play (Conversion)	SE-SWOSU
SOSU	1st	12:24	Revada 1 yd run (Carlos kick)	7-0
SWOSU	1st	10:16	Henderson 51 yd run (Peterson kick)	7-7
SOSU	1st	06:36	Wortham 5 yd run (Carlos kick)	14-7
SOSU	1st	05:03	Carlos 26 yd field goal	17-7
SWOSU	2nd	11:56	Farris 9 yd pass from Evans (Peterson kick)	17-14
SOSU	2nd	07:06	Carlos 39 yd field goal	20-14
SWOSU	2nd	02:45	Omigie 2 yd pass from Evans (kick blocked)	20-20
SOSU	2nd	00:12	Steele 16 yd pass from Cantwell (Carlos kick)	27-20
SOSU	3rd	11:00	Carlos 39 yd field goal	30-20
SWOSU	3rd	00:00	Peterson 37 yd field goal	30-23
SWOSU	4th	09:26	Jones 20 yd pass from Evans (Peterson kick)	30-30
SOSU	4th	04:13	Carlos 38 yd field goal	33-30
SWOSU	4th	00:20	Martey 9 yd run (Peterson kick)	33-37

	SE	SWOSU
FIRST DOWNS	23	28
NET YARDS RUSHING	121	208
NET YARDS PASSING	226	295
TOTAL OFFENSE YARDS	347	503
Fumbles: Number-Lost	3-1	3-3
Penalties: Number-Yards	3-35	7-84
PUNTS-YARDS	3-138	2-60
KICKOFFS-YARDS	8-456	7-360
Punt returns: Number-Yards-TD	0-0-0	0-0-0
Kickoff returns: Number-Yds-TD	5-100-0	2-38-0
Interceptions: Number-Yds-TD	2-7-0	1-0-0
Fumble Returns: Number-Yds-TD	1-1-0	1-7-0
Miscellaneous Yards	0	0
Possession Time	32:24	27:36
Third-Down Conversions	10 of 18	9 of 13
Fourth-Down Conversions	0 of 1	1 of 1
Red-Zone Scores-Chances	6-7	5-5
Sacks By: Number-Yards	0-0	2-28
PAT Kicks	3-3	4-5
Field Goals	4-4	1-1
Points off turnovers	10	3

Rushing (No-Yds-TD)

SE: Devlon Wortham, 18-90-1; Ronnie Green, 12-31-0

SWOSU: Karltrrell Henderson, 17-116-1; Kenneth Martey, 15-57-1; D.J. Jones, 2-38-0

Passing (Comp-Att-Int, Yds-TD)

SOSU: CB Cantwell, 21-36-1, 226-1

SWOSU: Marc Evans, 25-37-2, 295-3

Receiving (Rec-Yds-TD)

SOSU: Ronnie Green, 5-63-0; Anterric Maxey, 4-45-0; Bryce Steele, 4-44-1

SWOSU: JR Omigie, 5-55-1; Collin Bricker, 4-59-0; Derrick Styles, 4-23-0; Karltrrell Henderson, 3-61-0; D.J. Jones, 2-27-1

Defense (Solo-Assist-Total)

SOSU: Nicholas Sierra, 5-4-9; Troy Parker, 5-3-8; Kevin Jones, 4-2-6

SWOSU: Conner Bays, 9-3-12; TJ Harris, 5-4-9; Deric Robertson, 4-3-7; Gentry Rogers, 4-2-6

Game 6: Oct. 8, 2016, Ada, Okla. (Koi Ishto Stadium, 2,557)



SWOSU	41
East Central	7

Score by Quarters	1	2	3	4	Score
Southwestern Okla.	14	20	0	7	41
East Central	0	7	0	0	7

Team	Qtr	Time	Scoring play (Conversion)	SWOSU-ECU
SWOSU	1st	14:00	Henderson 33 yd run (Peterson kick)	7-0
SWOSU	1st	09:53	Omigie 19 yd pass from Evans (Peterson kick)	14-0
SWOSU	2nd	14:05	Henderson 1 yd run (kick failed)	20-0
ECU	2nd	13:23	Moore 57 yd pass from Lamb (Haynes kick)	20-7
SWOSU	2nd	06:06	Farris 5 yd pass from Evans (Peterson kick)	27-7
SWOSU	2nd	00:37	Martey 1 yd run (Peterson kick)	34-7
SWOSU	4th	14:53	Farris 21 yd pass from Evans (Peterson kick)	41-7

	SWOSU	ECU
FIRST DOWNS	27	14
NET YARDS RUSHING	243	4
NET YARDS PASSING	439	268
TOTAL OFFENSE YARDS	682	272
Fumbles: Number-Lost	2-1	2-2
Penalties: Number-Yards	8-54	8-69
PUNTS-YARDS	5-216	10-438
KICKOFFS-YARDS	7-349	2-122
Punt returns: Number-Yards-TD	1-0-0	1-0-0
Kickoff returns: Number-Yds-TD	2-37-0	7-133-0
Interceptions: Number-Yds-TD	2-2-0	0-0-0
Fumble Returns: Number-Yds-TD	0-0-0	0-0-0
Miscellaneous Yards	0	10
Possession Time	35:33	24:27
Third-Down Conversions	8 of 15	3 of 12
Fourth-Down Conversions	0 of 2	0 of 0
Red-Zone Scores-Chances	4-5	0-1
Sacks By: Number-Yards	4-21	0-0
PAT Kicks	5-6	1-1
Field Goals	0-1	0-0
Points off turnovers	13	0

Rushing (No-Yds-TD)

SWOSU: Karltrrell Henderson, 21-93-2; Sheldon Wilson, 11-80-0; Kenneth Martey, 10-40-1

ECU: Seth Handley, 3-13-0; Tre'von Jackson, 3-9-0

Passing (Comp-Att-Int, Yds-TD)

SWOSU: Marc Evans, 23-32-0, 414-3

ECU: Jackson Lamb, 18-31-1, 221-1; Brooks Holder, 6-14-1, 47-0

Receiving (Rec-Yds-TD)

SWOSU: DJ Jones, 7-112-0; JR Omigie, 3-74-1; Karltrrell Henderson, 3-47-0; Matt Farris, 3-33-2; Tyson McDaniel, 3-20-0; Derrick Styles, 2-74-0

ECU: David Moore, 6-101-1; Dexmon Jackson, 4-39-0; Jason Gaines, 3-23-0

Defense (Solo-Assist-Total)

SWOSU: Conner Bays, 4-6-10; Ja'Vaughn Mitchell, 5-1-6; Austin Loomis, 2-4-6; Kapena Olsen, 3-2-5; Tanner Thompson, 2-3-5; Clinton Horn, 2-3-5

ECU: Jameel Whitney, 5-3-8; Spencer Bond, 3-5-8; Blake Summers, 4-3-7; Cole Weber, 3-2-5; Mariano Dillard, 3-1-4; Francisco Silva, 2-2-4

2016 Game Recaps

Game 7: Oct. 15, 2016, Bethany, Okla. (SNU Football Stadium, 2,155)

**SWOSU****35****Southern Nazarene****7****Score by Quarters**

	1	2	3	4	Score
Southwestern Okla.	7	14	7	7	35
Southern Nazarene	7	0	7	0	14

Team	Qtr	Time	Scoring play (Conversion)	SWOSU-SNU
SWOSU	1st	10:02	Henderson 1 yd run (Peterson kick)	7-0
SNU	1st	08:02	Olds 60 yd pass from Spady (Anguiano kick)	7-7
SWOSU	2nd	08:33	Henderson 7 yd run (Peterson kick)	14-7
SWOSU	2nd	00:08	Jones 20 yd pass from Evans (Peterson kick)	21-7
SNU	3rd	10:16	Harris 64 yd INT return (Anguiano kick)	21-14
SWOSU	3rd	05:58	Henderson 11 yd run (Peterson kick)	28-14
SWOSU	4th	06:37	Henderson 2 yd run (Peterson kick)	35-14

	SWOSU	SNU
FIRST DOWNS	22	12
NET YARDS RUSHING	196	180
NET YARDS PASSING	203	75
TOTAL OFFENSE YARDS	399	255
Fumbles: Number-Lost	0-0	1-1
Penalties: Number-Yards	8-110	10-74
PUNTS-YARDS	3-151	4-155
KICKOFFS-YARDS	7-374	2-70
Punt returns: Number-Yards-TD	2-17-0	1-4-0
Kickoff returns: Number-Yds-TD	1-26-0	3-33-0
Interceptions: Number-Yds-TD	0-0-0	2-77-1
Fumble Returns: Number-Yds-TD	1-14-0	0-0-0
Miscellaneous Yards	0	0
Possession Time	26:21	33:39
Third-Down Conversions	4 of 11	1 of 13
Fourth-Down Conversions	1 of 3	2 of 7
Red-Zone Scores-Chances	5-6	0-0
Sacks By: Number-Yards	0-0	0-0
PAT Kicks	5-5	2-2
Field Goals	0-0	0-0
Points off turnovers	0	7

Rushing (No-Yds-TD)

SWOSU: Karltrrell Henderson, 19-117-4; Kenneth Martey, 13-51-0; Kwame Tate, 3-16-0

Southern Nazarene: Terence Olds, 13-81-0; Jacob Spady, 16-57-0; Alec Laffoon, 10-23-0

Passing (Comp-Att-Int, Yds-TD)

SWOSU: Marc Evans, 18-31-1, 192-1; Tyler Marr, 1-2-1, 11-1

Southern Nazarene: Jacob Spady, 2-10-0, 67-1; Alec Laffoon, 2-3-0, 8-0

Receiving (Rec-Yds-TD)

SWOSU: D.J. Jones, 5-63-1; JR Omigie, 5-56-0; Hunter Dinkines, 3-23-0; Derrick Styles, 2-16-0

Southern Nazarene: Terence Olds, 3-68-1; Reese Carlson, 1-7-0

Defense (Solo-Assist-Total)

SWOSU: Colton Wright, 7-2-9; Clay Wilkerson, 5-2-7; Conner Bays, 6-0-6; Clinton Horn, 4-2-6; Deric Robertson, 4-2-6; Gentry Rogers, 2-4-6

Southern Nazarene: Noah Wells, 6-2-8; Breylon Jackson 2-5-7; Josh Jordan, 3-3-6; Damion Willis, 4-1-5; D. Carmouche, 4-1-5

Game 8: Oct. 20, 2010, Weatherford, Okla. (ASAP Energy Field, 2,673)

**Oklahoma Baptist****35****SWOSU****37****Score by Quarters**

	1	2	3	4	Score
Okla. Baptist	7	14	0	14	35
Southwestern Okla.	7	14	7	9	37

Team	Qtr	Time	Scoring play (Conversion)	OBU-SWOSU
SWOSU	1st	10:22	Styles 11 yd pass from Evans (Peterson kick)	0-7
OKBU	1st	05:16	Stegall 1 yd run (Tully kick)	7-7
SWOSU	2nd	13:44	Henderson 4 yd run (Peterson kick)	7-14
OKBU	2nd	10:40	Pettijohn 10 yd pass from Stegall (Tully kick)	14-14
OKBU	2nd	02:38	Mallory 1 yd run (Tully kick)	21-14
SWOSU	2nd	00:33	Styles 19 yd pass from Evans (Peterson kick)	21-21
SWOSU	3rd	02:53	Henderson 2 yd run (Peterson kick)	21-28
OKBU	4th	13:55	Turner 7 yd pass from Stegall (Tully kick)	28-28
SWOSU	4th	07:49	Peterson 32 yd field goal	28-31
OKBU	4th	00:15	Pettijohn 7 yd pass from Stegall (Tully kick)	35-31
SWOSU	4th	00:00	Bricker 41 yd pass from Evans	35-37

	OBU	SWOSU
FIRST DOWNS	22	31
NET YARDS RUSHING	141	148
NET YARDS PASSING	332	362
TOTAL OFFENSE YARDS	473	510
Fumbles: Number-Lost	1-0	2-0
Penalties: Number-Yards	6-58	6-44
PUNTS-YARDS	3-121	2-56
KICKOFFS-YARDS	5-269	6-339
Punt returns: Number-Yards-TD	0-0-0	1-8-0
Kickoff returns: Number-Yds-TD	5-84-0	4-96-0
Interceptions: Number-Yds-TD	1-0-0	1-0-0
Fumble Returns: Number-Yds-TD	0-0-0	0-0-0
Miscellaneous Yards	0	0
Possession Time	28:42	31:18
Third-Down Conversions	11 of 18	8 of 15
Fourth-Down Conversions	1 of 2	2 of 3
Red-Zone Scores-Chances	5-6	5-7
Sacks By: Number-Yards	0-0	1-6
PAT Kicks	5-5	4-4
Field Goals	0-1	1-2
Points off turnovers	0	7

Rushing (No-Yds-TD)

Oklahoma Baptist: Isaiah Mallory, 27-97-1; Dawson Myers, 9-23-0; Dezmond Stegall, 5-17-1

SWOSU: Karltrrell Henderson, 20-63-2; Kwame Tate, 3-38-0; Kenneth Martey, 9-31-0

Passing (Comp-Att-Int, Yds-TD)

Oklahoma Baptist: Dezmond Stegall, 25-39-1, 332-3

SWOSU: Marc Evans, 27-46-1, 362-3

Receiving (Rec-Yds-TD)

Oklahoma Baptist: Cagney Roberson, 8-86-0; Stephan Turner, 6-47-1; Josh Pettijohn, 4-102-2

SWOSU: JR Omigie, 6-70-0; D.J. Jones, 6-63-0; Derrick Styles, 5-72-2; Karltrrell Henderson, 5-52-0; Collin Bricker, 3-76-1

Defense (Solo-Assist-Total)

Oklahoma Baptist: Phillip Spess, 8-4-12; D'Ante Meeking, 8-1-9; Charles Taylor, 6-3-9; Levi Jennings, 6-2-8

SWOSU: Deric Robertson, 9-3-12; Conner Bays, 8-4-12; Michael Adefolarin, 6-1-7; Colton Wright, 6-0-6; Kevin Joseph, 4-1-5

2016 Game Recaps

Game 9: Oct. 29, Searcy, Ark. (First Security Stadium, 5,100)



SWOSU

27

#5/10 Harding

42

Score by Quarters	1	2	3	4	Score
Southwestern Okla.	7	6	7	7	27
Harding	14	14	7	7	42

Team	Qtr	Time	Scoring play (Conversion)	SWOSU-HU
HU	1st	04:24	Parish 3 yd run (Parsley kick)	0-7
SWOSU	1st	03:05	Jones 55 yd pass from Evans (Peterson kick)	7-7
HU	1st	02:46	Shelley 66 yd run (Parsley kick)	7-14
HU	2nd	11:58	Latu 2 yd run (Parsley kick)	7-21
SWOSU	2nd	04:30	Henderson 1 yd run (kick failed)	13-21
HU	2nd	01:36	Carter 4 yd run (Parsley kick)	13-28
HU	3rd	14:07	Shelley 58 yd run (Parsley kick)	13-35
SWOSU	3rd	08:27	Jones 46 yd pass from Evans (Peterson kick)	20-35
SWOSU	4th	07:49	Henderson 7 yd run (Peterson kick)	27-35
HU	4th	02:23	Parish 23 yd run (Parsley kick)	27-42

	SWOSU	HU
FIRST DOWNS	16	22
NET YARDS RUSHING	43	506
NET YARDS PASSING	335	54
TOTAL OFFENSE YARDS	378	560
Fumbles: Number-Lost	0-0	1-1
Penalties: Number-Yards	4-35	8-100
PUNTS-YARDS	7-260	4-129
KICKOFFS-YARDS	5-226	7-388
Punt returns: Number-Yards-TD	0-0-0	3-2-0
Kickoff returns: Number-Yds-TD	6-90-0	5-77-0
Interceptions: Number-Yds-TD	0-0-0	1-32-0
Fumble Returns: Number-Yds-TD	1-14-0	0-0-0
Miscellaneous Yards	0	0
Possession Time	19:05	40:55
Third-Down Conversions	2 of 10	6 of 14
Fourth-Down Conversions	0 of 1	2 of 3
Red-Zone Scores-Chances	2-3	3-3
Sacks By: Number-Yards	0-0	0-0
PAT Kicks	3-4	6-6
Field Goals	0-0	0-0
Points off turnovers	7	7

Rushing (No-Yds-TD)

SWOSU: Karltrrell Henderson, 16-64-1; 13-29-2; Kenneth Martey, 4-14-0

Harding: Park Parish, 22-153-2; Zach Shelley, 7-133-2; Michael Latu, 13-61-1; Romar Reades, 6-50-0; Dwayne Carter, 10-39-1

Passing (Comp-Att-Int, Yds-TD)

SWOSU: Marc Evans, 20-33-1, 335-2

Harding: Park Parish, 4-6-0, 54-0

Receiving (Rec-Yds-TD)

SWOSU: Derrick Styles, 5-39-0; D.J. Jones, 4-136-2; JR Omigie, 3-66-0; Collin Bricker, 3-54-0

Harding: Davis Holliman, 1-19-0; Zach Shelley, 1-19-0; Grant Kimberlin, 1-17-0

Defense (Solo-Assist-Total)

SWOSU: Dominic Blue, 7-6-13; Deric Robertson, 10-2-12; Conner Bays, 5-6-11; Michael Adefolarin, 5-4-9; Gentry Rogers, 2-6-8; Kevin Joseph, 4-2-6

Harding: Scott Middleton, 3-4-7; Daylon Markham, 3-2-5

Game 10: Nov. 7, Russellville, Ark. (Thone Stadium, 2,892)



Arkansas Tech

24

SWOSU

20

Score by Quarters	1	2	3	4	Score
Arkansas Tech	0	7	7	10	24
Southwestern Okla.	7	7	6	0	20

Team	Qtr	Time	Scoring play (Conversion)	ATU-SWOSU
SWOSU	1st	08:10	Styles 6 yd pass from Evans (Peterson kick)	0-7
ATU	2nd	10:19	Bailey 68 yd pass from Cross (Perez kick)	7-7
SWOSU	2nd	00:54	Omigie 23 yd pass from Evans (Peterson kick)	7-14
ATU	3rd	08:03	Thompson 1 yd run (Perez kick)	14-14
SWOSU	3rd	05:45	Henderson 1 yd run (kick blocked)	14-20
ATU	4th	07:46	Thompson 3 yd run (Perez kick)	21-20
ATU	4th	01:13	Perez 38 yd field goal	24-20

	ATU	SWOSU
FIRST DOWNS	24	22
NET YARDS RUSHING	235	43
NET YARDS PASSING	143	371
TOTAL OFFENSE YARDS	378	414
Fumbles: Number-Lost	2-1	2-2
Penalties: Number-Yards	7-58	9-90
PUNTS-YARDS	2-81	3-124
KICKOFFS-YARDS	5-290	4-237
Punt returns: Number-Yards-TD	1-21-0	0-0-0
Kickoff returns: Number-Yds-TD	2-30-0	3-95-0
Interceptions: Number-Yds-TD	2-42-0	0-0-0
Fumble Returns: Number-Yds-TD	1-40-0	0-0-0
Miscellaneous Yards	0	0
Possession Time	33:45	26:15
Third-Down Conversions	10 of 19	7 of 13
Fourth-Down Conversions	2 of 4	0 of 1
Red-Zone Scores-Chances	2-2	2-3
Sacks By: Number-Yards	2-15	4-20
PAT Kicks	3-3	2-3
Field Goals	1-3	0-0
Points off turnovers	10	0

Rushing (No-Yds-TD)

Arkansas Tech: Kristian Thompson, 18-70-2; Braden Stringer, 17-63-0; Justin Bailey, 13-52-0

SWOSU: Karltrrell Henderson, 15-21-1; D.J. Jones, 1-16-0; Kwame Tate, 1-14-0

Passing (Comp-Att-Int, Yds-TD)

Arkansas Tech: Jabbyes Cross, 7-10-0, 134-1; Joshua Qualls, 3-5-0, 9-0

SWOSU: Marc Evans, 25-46-2, 371-2

Receiving (Rec-Yds-TD)

Arkansas Tech: Jakob Dean, 2-29-0; Henry Wesley, 2-11-0

SWOSU: D.J. Jones, 8-139-0; JR Omigie, 6-109-1; Derrick Styles, 3-55-1; Hunter Dinkines, 3-31-0, Kwame Tate, 2-19-0

Defense (Solo-Assist-Total)

Arkansas Tech: Jandt Weary, 5-3-8; D'Vonte Derricott, 4-4-8; K. Trammell, 6-1-7; Demetris Ford, 2-4-6

SWOSU: Conner Bays, 8-6-14; Colton Wright, 4-7-11; Kevin Joseph, 5-4-9; Deric Robertson, 2-7-9; TJ Harris, 3-5-8