



2016 GAME NOTES

MEDIA CONTACT: Doug Self, Sports Information Director
Office: 580-774-7162 • Email: doug.self@swosu.edu • www.swosuathletics.com
Twitter: @SWOSUAthletics • @SWOSUFootball • #SWOSURising

GAME 7: SWOSU (2-4, 2-4 GAC) AT SOUTHERN NAZARENE (1-5, 1-5 GAC)

Oct. 15, 2016 • 2:00 pm • Bethany, Okla. • SNU Football Stadium (2,500)
 Radio: 95.5 FM • Live Stats: <http://sidearmstats.com/snu/football/>



SWOSU

Rankings (AFCA/D2Football) - / -
 Record 2-4
 Head Coach Dan Cocannouer
 Record 31-51 (8th)
 Cocannouer vs. SNU 4-0

Location: Bethany, Okla.
 Site: SNU Football Stadium
 Capacity: 2,500
 Surface: Turf
 All-Time Series: SWOSU leads 5-0
 D2 Era Series: SWOSU leads 5-0
 In Weatherford: SWOSU leads 3-0
 In Bethany: SWOSU leads 2-0
 Last Meeting: SWOSU 73-7
 10/17/15 in Weatherford



SOUTHERN NAZARENE

Rankings (AFCA/D2Football) - / -
 Record 1-5
 Head Coach Andy Lambert
 Record 1-5 (1st)
 Coach vs. SWOSU 0-0

SETTING THE SCENE

- Coming off back-to-back wins over Southeastern Oklahoma State and East Central, the Bulldog Football team has their sites on another in-state victory when they face Southern Nazarene this Saturday
- The Bulldogs, now 2-4 on the year, will be looking for their third straight victory while SNU is coming off their first victory of the season, a 31-17 win over Arkansas-Monticello
- SWOSU is 5-0 all-time against the Crimson Storm, including a 73-7 win last season in Weatherford, but the Dawgs needed overtime to defeat SNU in their last trip to Bethany, a 27-24 victory in 2014
- After going winless in September, the Bulldogs are now 2-0 in the month of October and they've won six straight games played overall in October, dating back to last season

THE SERIES

- SWOSU and Southern Nazarene have faced off five times on the gridiron in a series that dates back to 2003
- The Bulldogs won the first meeting 32-6 and the teams would not meet again until the Crimson Storm joined the Great American Conference for the 2012 season
- Last season's meeting had the widest margin of victory in series history as the Bulldogs triumphed past SNU by 66 points (73-7)
- SWOSU's last trip to Bethany resulted in the closest margin of victory for the Dawgs, who needed overtime to escape with a 27-24 victory on November 1st, 2014

THE COACHES

SWOSU: Dan Cocannouer, 31-51 (Eighth Season)

- Has been the head coach at his alma mater since 2009, leading the Bulldogs to two winning seasons in the past three years
- Earned four Coach of the Year Awards following the 2015 season, including: Great American

Media Contact Information

Southern Nazarene "CRIMSON STORM"

Sports Information Director: David Noblett
 Email: dnoblett@snu.edu
 Phone: 405-491-6619
 Website: www.snuathletics.com
 Twitter: @SNUAthletics

SWOSU "BULLDOGS"

Sports Information Director: Doug Self
 Email: doug.self@swosu.edu
 Phone: 580-774-7162
 Website: www.swosuathletics.com
 Twitter: @SWOSUAthletics

2016 SCHEDULE/RESULTS

9/1	*Southern Arkansas	L 17-21
9/10	*at Arkansas-Monticello	L 28-35
9/17	*at Ouachita	L 28-48
9/24	*#8/11 Henderson State	L 17-45
10/1	*Southeastern Oklahoma State	W 37-33
10/8	*at East Central	W 41-7
10/15	*at Southern Nazarene	2:00 pm
10/20	*Oklahoma Baptist	6:00 pm
10/29	*at Harding	2:00 pm
11/5	*Arkansas Tech	2:00 pm
11/12	*Northwestern Oklahoma State	5:30 pm

HOW TO FOLLOW

Live Audio*
<http://streamdb2web.securenetsystems.net/v5/KWEY>

Live Stats
<http://sidearmstats.com/snu/football/>

Watch Live
<https://www.youtube.com/user/SNUCrimsonStorm>

Social Media
 Facebook: /SWOSUAthletics
 Twitter: @SWOSUAthletics

*All SWOSU Football games are broadcast on KWEY
 95.5 FM "The Coyote" in Western Oklahoma

QUICK FACTS

School: Southwestern Oklahoma State
 City/Zip: Weatherford, OK 73096
 Founded: 1901
 Enrollment: 4,995
 Nickname: Bulldogs
 School Colors: Navy Blue and White
 Field: ASAP Energy Field
 Playing Surface: AstroTurf
 Capacity: 6,000
 Affiliation: NCAA Division II
 Conference: Great American Conference
 President: Randy Beutler
 Alma Mater: SWOSU, 1983
 Athletics Director: Todd Thurman
 Alma Mater: Bethany Nazarene, 1983
 Athletics Dept. Phone: 580-774-3068

HISTORY

First Year of Football: 1905
 Seasons Played: 106
 Overall All-Time Record: 456-486-5 (.486)
 Years in NCAA Playoffs: None
 Last Postseason Appearance: 2015
 L 21-38 vs. Central Oklahoma
 Live United Texarkana Bowl
 Last Playoff Appearance: 1996
 W, 33-31 over Montana Tech
 NAIA Championship Game

The Southwestern Oklahoma State University Sports Information department is responsible for providing public and media relation services for the Bulldogs' 12 athletic programs. Sports Information Director Doug Self is the primary contact for each SWOSU Athletic program.



Media Credentials

Credentials for Southwestern Oklahoma State University home games are available to personnel from working media outlets by contacting Sports Information Director Doug Self at least 24 hours prior to the start of an event. Credentials can be left at the gate or picked up from the Sports Information office in advance of the game. Media wishing to take photos must also obtain a credential from the SWOSU Sports Information office.

Interview Policy

Postgame interviews with SWOSU coaches and players are available to media personnel following a brief cooling off period. Requests must be made to the Sports Information Director prior to the end of contest. Requested athletes and coaches will be made available for interviews on the playing field or outside of the locker room following a contest.

Interviews during the week will be made on arrangement with the Sports Information Director. Please allow 24 hour notice for all such interviews.



Broadcast Information

All SWOSU Football games are broadcast on KWEY 95.5 FM "The Coyote" in Western Oklahoma. Those outside the listening area can access streaming audio online at www.kwey.com. In addition, a webstream and live stats of home games can be found at www.swosuathletics.com.

Mike Hammett is in his first season as the 'Voice of the Bulldogs' after joining Wright Wradio in August 2016 as the Sports Director. He is joined on the broadcast by color commentator Les Crall and sideline reporter Jared Jones

For further game updates, be sure to follow @SWOSUAthletics and @SWOSUFootball on Twitter.

Conference, AFCA Region 4, HERO Sports Region 3 and OklahomaSports.Net Small College

- After the victory at East Central on October 8th, Cocannouer is now tied with Rankin Williams (1932-38) for fifth place on SWOSU's all-time wins list with 31
- Has a record of 4-0 against Southern Nazarene as the Bulldogs head coach, including a record of 1-0 against the Crimson Storm in Bethany

Southern Nazarene: Andy Lambert, 1-5 (1st Season)

- Became the fourth coach in Southern Nazarene football history as the program is now in it's 17th season in 2016
- Spent the last 12 seasons at Sterling College in Sterling, Kansas, where he helped the Warriors compile a 72-51 record and eight top-three finishes in the KCAC
- Three-time KCAC Coach of the Year and led his team to the 2013 conference championship
- Previously spent seven seasons as the head coach at Trinity International in Illinois

THE LAST MEETING (OCT. 17, 2015)

- SWOSU Football dismantled Southern Nazarene 73-7 last Saturday, earning their fourth consecutive win at ASAP Energy Field
- The Bulldogs scored their most points in the NCAA era, and third-most all-time, while recording their largest margin of victory since 1969
- Other NCAA era records set by the SWOSU offense: Most yards of total offense (659), most rushing touchdowns scored (six), most all-purpose yards gained (807), most touchdowns scored (10), and most points scored (73)
- DJ Jones scored three touchdowns, including the first punt return TD by a Bulldog since 2007 and was rewarded as the GAC Special Teams Player of the Week
- Marc Evans threw for 325 yards on 23-of-35 passing with three touchdowns, recording his fourth 300-yard passing game of the season
- The Bulldogs limited SNU to 152 yards of total offense and just seven points, with the Crimson Storm barely averaging 2.0 yards per play

LAST TIME OUT (OCT. 8, 2016)

- SWOSU scored on their third play from scrimmage and never looked back in a dominating 41-7 victory at East Central on Saturday night
- The Bulldogs built a 20-0 lead on two touchdown runs by Karltrell Henderson and a TD pass from Marc Evans to JR Omigie before ECU got their lone score of the game in the second quarter
- Before halftime, the Bulldogs tacked on two more scores with a TD pass from Evans to Matt Farris and a Kenneth Martey scoring run right before the break that made it 34-7
- SWOSU finished with 682 yards of total offense on 84 plays, with 439 yards through the air and 243 rushing yards
- Marc Evans was 23-for-32 passing for a career-high 414 yards and three touchdowns, hitting D.J. Jones for seven receptions and 112 yards
- The Dawgs defense held ECU to four net rushing yards and had seven tackles for loss, with three TFL and one sack coming from Clinton Horn

CHECKING THE STANDINGS

- With back-to-back wins, SWOSU has improved to 2-4 on the year and they're locked in a four-way tie for seventh place in the league standings
- On the heels of their first win, Southern Nazarene is now tied with East Central for 11th in the GAC at 1-5
- Harding remains atop the standings after knocking off Henderson State in a battle for first place last weekend
- Henderson State and Southern Arkansas are tied for second place, one game behind Harding, while Southeastern is alone in fourth place at 4-2

SWOSU OFFENSIVE NOTES

- SWOSU's rolled up 682 yards of total offense against East Central, the highest offensive yardage output in Dan Cocannouer's tenure with the Bulldogs
- Leading the charge was quarterback Marc Evans, who completed 23-of-32 passes for a career-high 414 yards, the fourth-highest total at SWOSU in the NCAA era
- Evans also threw for three touchdowns and now has 35 TD passes in his career at SWOSU

2016 GAME NOTES • SWOSU (2-4, 2-4 GAC) AT SOUTHERN NAZARENE (1-5, 1-5 GAC)

- Karltrell Henderson rushed for 93 yards against ECU and he's now fifth in the GAC in rushing with 592 yards (98.7 yards per game) and eight touchdowns
- Henderson has 19 rushing touchdowns as a Bulldog, one behind Jimmy Jenkins (20, 2000-04) record for the NCAA era
- D.J. Jones has climbed into multiple top ten categories as well, currently ranking sixth in receiving yards (1,368) and tied for third in receiving touchdowns (11) for SWOSU's NCAA era
- SWOSU ranks ninth in the GAC in scoring offense (28.0 points per game) but their total offense average of 439.7 yards per game is now third in the league

SWOSU DEFENSIVE NOTES

- SWOSU had seven tackles for loss and a season-best four sacks as they held East Central to four net rushing yards on Saturday
- Clinton Horn had three tackles against ECU, all tackles for loss, and he recorded one sack in the outing
- Dustin Johnson returned to the lineup with three tackles, two sacks and one forced fumble and he now leads the team with 3.0 sacks for the year
- Deric Robertson and Quinton Gale both snagged their second interception of the year at ECU and they both now trail Kevin Joseph by one for the team lead in INTs
- Conner Bays added eight tackles to his team-leading total of 73 (43 solo, 30 assist) and he also leads the team with 5.5 tackles for loss
- For his career, Bays has 240 tackles, nine behind Greg Franklin (249, 2005-08) for fourth place on SWOSU's NCAA era tackles list
- SWOSU's defense has forced 15 turnovers (six fumbles, nine interceptions) this season, a mark that ranks fourth in the conference

SWOSU SPECIAL TEAMS NOTES

- The Bulldogs are sixth in the league in kickoff returns, averaging 21.6 yards per on 24 returns, led by Sheldon Wilson with a 34.8 yard per return average
- Tyler Peterson had a field goal blocked by East Central, his first missed field goal of the year, and he's now 21-for-23 on extra point attempts this season
- Dalton Jackson averaged 43.2 yards on five punts at ECU, upping his season average to 34.7 yards per punt on 21 attempts with a long of 51 yards

LOOKING AHEAD

- SWOSU's next game against Oklahoma Baptist has been moved to Thursday, October 20th at 6:00 pm from ASAP Energy Field
- The Bulldogs finish the season with three of their final four games at home, but they will make their final road trip on October 29th to Harding

SINGLE-GAME MILESTONES

10+ Tackles Conner Bays (12) at Arkansas-Monticello, 9/10/16.....18 Henderson State, 9/24/16.....16 Ouachita, 9/19/15.....14 at Arkansas Tech, 11/7/15.....14 at Southern Arkansas, 9/5/15.....13 at Southeastern, 10/3/15.....12 Southeastern, 10/1/16.....12 at Henderson State, 9/26/15.....11 at East Central, 10/25/14.....10 East Central, 10/10/15.....10 vs. Central Okla., 12/5/15.....10 at Ouachita, 9/17/16.....10 Austin Loomis (3) at East Central, 10/25/14.....12 Southern Arkansas, 9/1/16.....11 at Ouachita, 9/17/16.....11 Michael Adefolarin (2) at Southeastern, 10/3/15.....11 Southern Arkansas, 9/1/16.....10 Gentry Rogers (1) at Arkansas Tech, 11/7/15.....12	100-Yard Rushing Games Karltrill Henderson (4) at Arkansas-Monticello, 9/10/16.....170 at Northwestern Okla., 11/14/15.....168 Ouachita, 9/19/15.....152 Southeastern, 10/1/16.....116 Kenneth Martey (2) at Northwestern Okla., 11/14/15.....134 Harding, 10/31/15.....106 Kedron Banks (1) Southern Nazarene, 10/17/15.....144	3+ Passing Touchdowns Marc Evans (8) Ouachita, 9/19/15.....4 at Southern Arkansas, 9/5/15.....3 Arkansas-Monticello, 9/5/15.....3 East Central, 10/10/15.....3 Southern Nazarene, 10/17/15.....3 at Arkansas Tech, 11/7/15.....3 vs. Central Okla., 12/5/15.....3 Southeastern, 10/1/16.....3 at East Central, 10/8/16.....3
2+ Rushing Touchdowns Karltrill Henderson (7) at Arkansas-Monticello, 9/10/16.....3 Arkansas-Monticello, 9/12/15.....2 Ouachita, 9/19/15.....2 Southern Nazarene, 10/17/15.....2 at Northwestern Okla., 11/14/15.....2 at Ouachita, 9/17/16.....2 at East Central, 10/8/16.....2 Kenneth Martey (2) Arkansas-Monticello, 9/12/15.....2 at Oklahoma Baptist, 10/24/15.....2 Kedron Banks (1) Southern Nazarene, 10/17/15.....3 Matt Farris (1) at Northwestern Okla., 11/16/13.....2 Cameron Nix (1) Southeastern, 10/18/14.....2	100-Yard Receiving Games D.J. Jones (5) Southern Arkansas, 9/1/16.....141 East Central, 10/10/15.....127 Arkansas-Monticello, 9/12/15.....116 vs. Central Okla., 12/5/15.....112 at East Central, 10/8/16.....112 Derrick Styles at Ouachita, 9/17/16.....112	2+ Receiving Touchdowns D.J. Jones (2) vs. Arkansas-Monticello, 9/12/15.....2 vs. Southern Nazarene, 10/17/15.....2 Derrick Styles (2) at Southern Arkansas, 9/5/15.....2 JR Omigie (1) vs. Ouachita, 9/19/15.....2
300-Yard Passing Games Marc Evans (6) at East Central, 10/8/16.....414 East Central, 10/10/15.....369 Ouachita, 9/19/15.....365 Arkansas-Monticello, 9/12/15.....331 Southern Nazarene, 10/17/15.....325 vs. Central Okla., 12/5/15.....301		



QUICK FACTS

School: Southern Nazarene University
Location: Bethany, Okla.
Founded: 1899
Enrollment: 2,110
Nickname: Crimson Storm
School Colors: Crimson & White
Field: SNU Football Stadium
Playing Surface: Turf
Capacity: 2,500
Conference: Great American Conference
President: Dr. Loren P. Gresham
Athletic Director: Bobby Martin

COACHING STAFF

Head Coach: Andy Lambert
Record (at school): 1-5 (1st year)
Record (Overall): 103-101 (20th year)
Assistant Coaches:
Kyle Schenk Defensive Coordinator
Dustin Hada Offensive Coordinator/OL
Adam Langvardt Special Teams
Davis Hodam Safeties
Kenneth West Cornerbacks
Bryce Rusler Offensive Skill Positions
Farold Smith Assistant Offensive Line
Austin Maly Graduate Assistant/TE

CRIMSON STORM IN 2016 (1-5, 1-5 GAC)

Date	Opponent	Time/Result
Sept. 1	at Arkansas Tech	L 0-46
Sept. 10	Harding	L 7-63
Sept. 17	East Central	L 6-23
Sept. 24	at Southeastern Oklahoma State	L 14-45
Oct. 1	at Southern Arkansas	L 20-37
Oct. 8	Arkansas-Monticello	W 31-17
Oct. 15	SWOSU	2:00 pm
Oct. 22	at Northwestern Oklahoma State	4:00 pm
Oct. 27	at Ouachita	6:00 pm
Nov. 5	Henderson State	1:00 pm
Nov. 12	at Oklahoma Baptist	1:00 pm

SERIES HISTORY (SWOSU LEADS 5-0)

DATE	LOCATION	RESULT
10/18/03	Bethany	W 32-6
10/27/12	Weatherford	W 19-12
11/2/13	Weatherford	W 42-14
11/1/14	Bethany	W 27-24 (ot)
10/17/15	Weatherford	W 73-7

All-Time: SWOSU Leads 5-0
D2 Era: 5-0
In Weatherford: 3-0
In Bethany: 2-0

AFCA Top 25 Poll

(October 10, 2016)

#	Team (First-Place Votes)	Rec.	Prev.
1.	Northwest Missouri St. (30)	6-0	1
2.	Grand Valley St. (Mich.)	6-0	2
3.	Shepherd (W.Va.)	5-0	3
4.	Midwestern St. (Texas)	5-0	7
5.	Tuskegee (Ala.)	6-0	8
6.	Sioux Falls (S.D.)	6-0	9
7.	California (Pa.)	5-0	15
8.	Harding (Ark.)	6-0	16
9.	Texas A&M-Commerce	4-1	4
10.	North Alabama	3-1	11
11.	Ashland (Ohio)	5-1	17
12.	Emporia St. (Kan.)	5-1	18
13.	Indiana (Pa.)	4-1	6
14.	LIU-Post (N.Y.)	6-0	21
15.	Henderson St. (Ark.)	5-1	5
16.	Slippery Rock (Pa.)	5-1	19
17.	Valdosta St. (Ga.)	4-1	25t
18.	Assumption (Mass.)	5-1	22
19.	Azusa Pacific (Calif.)	5-1	10
20.	Florida Tech	4-1	23
21.	North Carolina-Pembroke	5-1	24
22.	Bemidji St. (Minn.)	5-1	25t
23.	Colorado Mesa	5-1	13
24.	West Georgia	4-2	12
25.	Wayne St. (Mich.)	5-1	NR

Receiving Votes: Ferris St. (Mich.), 76; Fort Hays St. (Kan.), 48; Minnesota-Duluth, 46; Fairmont St. (W.Va.), 24; Newberry (S.C.), 23; Southwest Baptist (Mo.), 14; Black Hills St. (S.D.), 9; Colorado School of Mines, 9; Truman St. (Mo.), 9; Southern Arkansas, 4; Notre Dame (Ohio), 2; Central Missouri, 1.

D2Football.com Top 25 Poll

(October 11, 2016)

#	Team	Rec.	Prev.
1	Northwest Missouri	6-0	1
2	Grand Valley	6-0	2
3	North Alabama	3-1	3
4	Shepherd	5-0	4
5	Midwestern State	5-0	5
6	Sioux Falls	6-0	7
7	Emporia State	5-1	11
8	Ashland	5-1	14
9	Texas A&M-Commerce	4-1	6
10	Tuskegee	6-0	13
11	California	5-0	16
12	Harding	6-0	17
13	IUP	4-1	9
14	Minnesota Duluth	5-1	19
15	Central Missouri	4-2	20
16	Valdosta State	4-1	21
17	West Georgia	4-2	10
18	Henderson State	5-1	8
19	LIU-Post	6-0	22
20	Azusa Pacific	5-1	12
21	Bemidji State	5-1	23
22	Slippery Rock	5-1	24
23	Fort Hays State	5-1	NR
24	Ferris State	4-2	15
25	Wayne State (Mich.)	5-1	NR

GREAT AMERICAN CONFERENCE STANDINGS

		GAC	Pct.	Overall Pct.	H	A	N	Strk
1	Harding	6-0	1.000	6-0	1.000	3-0	3-0	0-0 W6
2	Henderson State	5-1	0.833	5-1	0.833	2-1	3-0	0-0 L1
	Southern Arkansas	5-1	0.833	5-1	0.833	3-0	2-1	0-0 W3
4	Southeastern Oklahoma State	4-2	0.667	4-2	0.667	3-0	1-2	0-0 W1
5	Arkansas Tech	3-3	0.500	3-3	0.500	2-1	1-2	0-0 W1
	Ouachita	3-3	0.500	3-3	0.500	2-1	1-2	0-0 L2
7	Southwestern Oklahoma State	2-4	0.333	2-4	0.333	1-2	1-2	0-0 W2
	Arkansas-Monticello	2-4	0.333	2-4	0.333	2-1	0-3	0-0 L1
	Northwestern Oklahoma State	2-4	0.333	2-4	0.333	2-1	0-3	0-0 L1
	Oklahoma Baptist	2-4	0.333	2-4	0.333	1-2	1-2	0-0 L2
11	East Central	1-5	0.167	1-5	0.167	0-3	1-2	0-0 L3
	Southern Nazarene	1-5	0.167	1-5	0.167	1-2	0-3	0-0 W1

This Week's #GACtion

October 15

12:00 PM	Southern Arkansas at Ouachita
2:00 PM	Northwestern at Okla. Baptist
2:00 PM	Ark.-Monticello at Henderson St
2:00 PM	SWOSU at Southern Nazarene
6:00 PM	Southeastern at Harding
6:00 PM	East Central at Arkansas Tech

Upcoming Schedule

October 20

6:00 PM	Harding at East Central
6:00 PM	Oklahoma Baptist at SWOSU

October 22

2:00 PM	Southern Ark. vs Henderson St
2:00 PM	Arkansas Tech at Southeastern
3:00 PM	Ouachita at Ark.-Monticello
4:00 PM	SNU at Northwestern Okla.

Last Week's Results

Arkansas Tech def. Ouachita 49-17
SNU def. Ark.-Monticello 31-17
Southeastern def. Northwestern 55-34
Southern Ark. def. Okla. Baptist 52-7
Harding def. Henderson State 35-3
SWOSU def. East Central 41-7

GAC PLAYERS OF THE WEEK

OFFENSE


Week	Player
1 (Sept. 5)	Reid Miller, QB, NWOSU
2 (Sept. 12)	Kaymon Farmer, WR, SE
3 (Sept. 19)	Austin Warford, QB, OUA
4 (Sept. 26)	Isaiah Mallory, RB, OBU
	Kris Oliver, RB, OUA
5 (Oct. 3)	Evan Lassiter, QB, HSU
	Park Parish, QB, HU
6 (Oct. 10)	Devlon Wortham, RB, SE
7 (Oct. 17)	
8 (Oct. 24)	
9 (Oct. 31)	
10 (Nov. 7)	
11 (Nov. 14)	

DEFENSE

Week	Player
1 (Sept. 5)	Cameron Sonnier, LB, HSU
2 (Sept. 12)	Sam Johnson, DL, HSU
	Charles Taylor III, DB, OBU
3 (Sept. 19)	Corey Bassett, CB, HU
4 (Sept. 26)	Stacy Lawrence, DB, SAU
5 (Oct. 3)	Conner Bays, S, SWOSU
6 (Oct. 10)	Scott Middleton, DB, HU
7 (Oct. 17)	
8 (Oct. 24)	
9 (Oct. 31)	
10 (Nov. 7)	
11 (Nov. 14)	

SPECIAL TEAMS

Week	Player
1 (Sept. 5)	Ke'Vontae Pope, RS, OUA
2 (Sept. 12)	Bradford Grems, K, SAU
3 (Sept. 19)	Jarod Haynes, K/P, ECU
4 (Sept. 26)	Tanner Hudson, P, SAU
5 (Oct. 3)	Joel Carlos, K/P, SE
6 (Oct. 10)	Joel Carlos, K/P, SE
7 (Oct. 17)	
8 (Oct. 24)	
9 (Oct. 31)	
10 (Nov. 7)	
11 (Nov. 14)	



HEAD COACH DAN COCANNOUER

SWOSU alum Dan Cocannouer enters his eighth season as the head coach of the Southwestern Oklahoma State football team in 2016. The Bulldogs are coming off record-setting 2015 season that included an 8-4 record and the Bulldogs first-ever NCAA Postseason appearance in the Live United Texarkana Bowl. Cocannouer, who returned home to lead his alma mater in 2009, has a career record of 29-47 at SWOSU.

The breakthrough season of 2015 came with accolades as Cocannouer was named the Great American Conference Coach of the Year and the American Football Coaches Association (AFCA) Region 4 Coach of the Year after leading the Bulldogs to a five-win turnaround and second-place finish in the GAC after being picked to finish seventh. SWOSU ended the season with a defeat at the Live United Texarkana Bowl, which was just the eighth postseason game in Bulldog football's 107-year history.

Resilience was the key for SWOSU in 2015 as the Bulldogs bounced back from starting the season 2-3 to win six straight games and earn their postseason appearance. The winning streak is the longest by the Bulldogs as members of the NCAA and helped break a postseason draught of nearly 20 years. SWOSU's offense set records for scoring as they went undefeated at ASAP Energy Field and earned their best Great American Conference finish since the formation of the league.

SWOSU had seven players earn GAC postseason honors as well as Cocannouer being named the conference Coach of the Year. Leading the honors were First Team All-GAC cornerback Trevon Hartfield and return specialist D.J. Jones, who also become SWOSU's ninth All-American of the NCAA Division II era, earning First Team honors as a return specialist from the D2CCA and second team Associated Press Little All-America honors as an all-purpose player.

The resume for Cocannouer added another significant honor in the spring of 2015 as it was announced that he would be inducted into the Oklahoma Coaches Association (OCA) Hall of Fame as part of the Class of 2015. He is one of 13 inductees from across the state of Oklahoma to be selected for induction following his storied coaching career at the prep level.

Cocannouer has led the Bulldogs to a winning record in two of the past three seasons and he is alone in seventh-place for all-time wins at SWOSU, just two wins shy of moving into the top-five on the career wins list. He bettered the Bulldogs win-loss total in each of his first three seasons, improving his team from 1-10 in his inaugural season to 5-6 in 2011, their first season in the GAC.

Prior to coming back to SWOSU, Cocannouer had spent 25 seasons as a high school head coach in the state of Oklahoma, establishing a reputation as one of the most prominent and well-respected coaching leaders in the state. He came to SWOSU after eight years at Edmond Santa Fe High School where he compiled a 70-26 record (.729 winning percentage) and led the Wolves to the Class 6A finals in 2003.

His other high school stops included lead high school programs at John Marshall, Chandler, Alva, Pauls Valley and Walters High Schools. All total, he has coached more than 36 years, including the last 30 as a head coach. He led five different schools to the state playoffs and served on the Oklahoma Football Coaches Association (OFCA) Advisory Board for several years and he is a past President of the Oklahoma Coaches Association (OCA) and the OFCA. With his prep success came the opportunity to coach in numerous all-star games, including the Oklahoma All-State game (1988), Jim Thorpe Classic (2000, 2002), Oil Bowl (1997-98) and Enid Shriner All-Star Game (1992-96).

Cocannouer played at SWOSU from 1974-77 under legendary head coach Otis Delaporte, helping the Bulldogs to conference titles in 1974 and 1977. He was a senior leader on the Bulldog team that won a school-record 11 games and finished as the NAIA National Runner-up in 1997 after playing in the Apple Bowl at the Seattle Kingdome. By returning to lead his alma mater, he became the first SWOSU graduate to lead the Bulldogs since Joe Metcalf did the same from 1952-57.

Cocannouer holds two degrees from SWOSU. He earned a bachelor's degree in Health and Physical Education in 1978 before serving as a graduate assistant for the Bulldog football team while until he earned a master's degree in Education in 1983. He also later obtained a secondary administrative certificate from Northwestern Oklahoma State in 1996.

Dan is a native of Tuttle, Oklahoma. The Cocannouer family lost their beloved wife and mother, Jeri Lyn, in early August 2015. She now has the best seat in all stadiums to cheer on the Bulldogs! They have two adult daughters and son-in-laws Cory and Janie Pence of Weatherford, and Colton and Josie Blackburn of Edmond.

Cocannouer vs. Opponents

Team	Record	Last
Abilene Christian	0-1	2010
Angelo State	0-1	2009
Arkansas-Monticello	3-3	2016
Arkansas Tech	4-1	2015
Central Oklahoma.....	2-2	2015
East Central.....	4-4	2016
Eastern New Mexico.....	1-1	2010
Emporia State.....	0-2	2010
Harding.....	2-3	2015
Henderson State.....	1-5	2016
Midwestern State.....	0-1	2010
Northeastern State	0-3	2011
Northwestern Okla.	3-1	2015
Oklahoma Baptist	1-0	2015
Ouachita Baptist	1-5	2016
Panhandle State	0-1	2009
Southern Arkansas	1-5	2016
Southern Nazarene	4-0	2015
Southeastern Okla.	3-5	2016
Stephen F. Austin.....	0-1	2012
Tarleton State	0-2	2013
Texas A&M-Commerce	1-1	2010
Texas A&M-Kingsville	0-1	2010
West Texas A&M	0-2	2010

Year-by-Year Results

Year	Overall		Conference		Result
	Won	Lost	Won	Lost	
2009	1	10	1	4	5th LSC
2010	3	8	3	3	T-3rd LSC
2011	5	6	3	5	7th GAC
2012	3	7	2	6	T-7th GAC
2013	6	5	6	5	T-4th GAC
2014	3	7	3	7	T-7th GAC
2015	8	4	8	3	T-2nd GAC
2016	2	4	2	4	
7+ Seasons	31	51	28	37	(.378)

2016 BULLDOG FOOTBALL ROSTER

No	Name	Pos.	#	Name	Pos.	Ht.	Wt.	Yr.	Hometown (Previous School)
18	Michael Adefolarin	DB	1	Kevin Joseph	DB	5-10	180	R-Sr.	North Miami Beach, Fla. (Santa Ana College)
48	Connor Adkins	LB	2	D.J. Jones	WR	5-7	155	Sr.	Oakland, Calif. (Menlo (Calif.) College)
	Ini Akpabot	DB	3	Talo Pascal	RB	5-8	175	R-Sr.	Arlington, Texas (Minnesota-Crookston)
93	Jakeldon Babers	DL	4	Tyson McDaniel	WR	6-1	185	Fr.	Fort Worth, Texas (Chisholm Trail HS)
82	Dillon Bauer	WR	5	Matt Farris	RB	6-0	210	Sr.	Ringling, Okla. (Ringling HS)
34	Conner Bays	DB	6	Jamorian Rose	DB	6-2	180	Jr.	Waxahatchie, Texas (Waxahatchie HS)
78	Tate Beuthien	OL	7	Karltrill Henderson	RB	5-11	205	Jr.	Moore, Okla. (Southmoore HS)
56	Justin Bigelow	OL	8	JR Omigie	WR	6-2	175	So.	Arlington, Texas (Martin HS)
73	Kevin Blessing	OL	9	Tyler Peterson	K/P	5-11	175	Sr.	Stockton, Kan. (Garden City (Kan.) CC)
35	Dominic Blue	DB	10	Cameron Nix	DB	6-1	185	Sr.	Carnegie, Okla. (Carnegie HS)
58	Korbin Boles	OL	11	Tyler Marr	QB	6-3	195	R-Fr.	Beggs, Okla. (Beggs HS)
	Kevin Bowie	RB	12	Marc Evans	QB	6-3	220	Sr.	Ventura, Calif. (Ventura (Calif.) College)
88	Collin Bricker	TE	13	Deric Robertson	DB	6-2	205	Sr.	Killeen, Texas (Oklahoma State University)
68	Elijah Britton	OL	14	Hunter Dinkines	WR	6-1	180	Sr.	Edmond, Okla. (Deer Creek HS)
80	Jordan Bryant	WR	15	Caleb Collins	QB	6-0	185	Fr.	Fort Worth, Texas (Timber Creek HS)
59	Colten Buie	DL	16	Dalton Jackson	K/P	5-11	165	Jr.	Willis, Texas (Willis HS)
75	Zakeius Clerk	DL	17	Somali Smith	DB	6-0	180	Sr.	Birmingham, Ala. (Iowa Central CC)
77	Tristyn Close	OL	18	Michael Adefolarin	DB	5-10	205	Sr.	Mansfield, Texas (Timberview HS)
15	Caleb Collins	QB	20	Sheldon Wilson	RB	5-11	190	Sr.	Anadarko, Okla. (Northeastern Oklahoma A&M)
	Jake Combest	DB	21	Clay Wilkerson	LB	6-0	215	So.	Rockwall, Texas (Rockwall-Heath HS)
43	Dalton Cooper	LB	22	BJ Kellogg	DB	5-10	190	Jr.	North Minneapolis, Minn. (Rochester CC)
52	Malcolm Davis	LB	23	Terry McMillon	DB	6-2	195	Jr.	Daytona, Fla. (Fort Scott CC)
57	A.J. Dawson	DL	24	Kenneth Martey	RB	6-0	210	Sr.	San Diego, Calif. (Menlo (Calif.) College)
29	Daylan Dial	DB	25	Jelani Heath	DB	5-11	165	R-Fr.	Carrollton, Texas (Hebron HS)
14	Hunter Dinkines	WR	26	Skye Singleton	DB	6-1	185	R-Fr.	Fort Worth, Texas (Arlington Heights HS)
83	Marcellous Dowell	WR	27	Quinton Gale	DB	5-11	175	So.	Arlington, Texas (Seguin HS)
12	Marc Evans	QB	28	Alex Ramirez	TE	6-2	220	R-Fr.	Fort Worth, Texas (Brewer HS)
5	Matt Farris	RB	29	Daylan Dial	DB	6-0	205	Jr.	Frisco, Texas (Frisco Heritage HS)
99	Tyler Follis	DL	30	Braden Sweet	DB	5-10	195	R-Fr.	Perry, Okla. (Perry HS)
	Casey Freeman	QB	31	Jaytron Phillips	LB	6-0	200	Fr.	Fort Worth, Texas (Chisholm Trail HS)
27	Quinton Gale	DB	32	Ryan Lemmons	DB	6-0	205	R-Fr.	Cedar Park, Texas (Cedar Park HS)
45	Corey Ganz	TE	33	Kwame Tate	RB	5-8	205	Sr.	Elgin, Okla. (Central Oklahoma)
	Cody Gentry	DB	34	Conner Bays	DB	6-0	190	Sr.	Edmond, Okla. (Santa Fe HS)
98	Joe Gonzales	DL	35	Dominic Blue	DB	6-1	210	So.	Roland, Okla. (Muldrow HS)
79	Parrish Grant	OL	36	Cory Wilkerson	LB	5-10	195	Fr.	Rockwall, Texas (Rockwall-Heath HS)
46	Spencer Grider	TE	37	Gentry Rogers	LB	5-11	230	Sr.	Rockwall, Texas (Heath HS)
53	Jonathan Harris	DL	38	Chaz McGuire	LB	5-11	215	Fr.	Lone Grove, Okla. (Lone Grove HS)
49	TJ Harris	DL	39	Gerald White	DB	5-8	165	R-Fr.	Tipton, Okla. (Tipton HS)
25	Jelani Heath	DB	40	Riley Julian	DL	6-2	225	Fr.	Marlow, Okla. (Marlow HS)
7	Karltrill Henderson	RB	41	Tyreik Lusk	DL	6-2	235	R-Fr.	Arlington, Texas (The Colony HS)
91	Jordan Hill	DL	42	Colton Wright	LB	6-1	215	So.	Tahlequah, Okla. (Tahlequah HS)
55	Clinton Horn	DL	43	Dalton Cooper	LB	6-0	205	Fr.	Tuttle, Okla. (Tuttle HS)
	Dezion Hunter	WR	44	Sam Phillips	TE	6-5	220	R-Fr.	Clinton, Ark. (Clinton HS)
	Brandon Ingram	WR	45	Corey Ganz	TE	6-6	245	R-Fr.	Enid, Okla. (Enid HS)
16	Dalton Jackson	K/P	46	Spencer Grider	TE	6-1	230	R-Fr.	Lewisville, Texas (Lewisville HS)
92	Rashad Jackson	DL	47	Zach Moore	LS	6-0	210	So.	Kingfisher, Okla. (Kingfisher HS)
97	Dejai Johnson	DL	48	Connor Adkins	LB	6-4	230	Fr.	Lubbock, Texas (Lubbock Christian HS)
96	Dustin Johnson	DL	49	TJ Harris	DL	6-2	225	Jr.	Midfield, Ala. (Garden City CC)
2	D.J. Jones	WR	50	Johnson Miller	LB	5-11	215	R-Fr.	Bethany, Okla. (Oklahoma City Legion)
1	Kevin Joseph	DB	51	Kolton Mueggenborg	DL	6-3	245	Fr.	Kingfisher, Okla. (Kingfisher HS)
40	Riley Julian	DL	52	Malcolm Davis	LB	6-3	215	R-Fr.	Fort Worth, Texas (Brewer HS)
22	BJ Kellogg	DB	53	Jonathan Harris	DL	6-0	275	Fr.	Tulsa, Okla. (Washington HS)
32	Ryan Lemmons	DB	54	Austin Loomis	LB	6-1	240	Jr.	Edmond, Okla. (Deer Creek HS)
			55	Clinton Horn	DL	6-0	285	Sr.	Ft. Cobb, Okla. (Carnegie HS)
			56	Justin Bigelow	OL	6-0	275	So.	Denison, Texas (Denison HS)
			57	A.J. Dawson	DL	6-2	245	R-Fr.	Frisco, Texas (Heritage HS)
			58	Korbin Boles	OL	6-3	315	Fr.	Palestine, Texas (Palestine HS)
			59	Colten Buie	DL	6-3	275	R-Fr.	San Angelo, Texas (Christoval HS)
			60	Reggie Mayes, Jr.	DL	6-1	240	Fr.	Tulsa, Okla. (Washington HS)
			66	Connor O'Neil	OL	6-1	275	So.	Trophy Club, Texas (Byron Nelson HS)
			68	Elijah Britton	OL	6-5	330	R-Fr.	Keller, Texas (Keller Central HS)
			69	Ace McMahan	OL	6-1	275	So.	Ringling, Okla. (Ringling HS)
			70	Brent Williams	OL	6-6	325	R-Jr.	San Diego, Calif. (Grossmont (Calif.) College)

2016 BULLDOG FOOTBALL ROSTER

#	Name	Pos.	Ht.	Wt.	Yr.	Hometown (Previous School)
71	Chandler Pavlik	OL	6-7	320	Fr.	Fort Worth, Texas (Chisholm Trail HS)
72	Cordarius Smith	OL	6-2	295	Jr.	Columbus, Ga. (Eastern Arizona College)
73	Kevin Blessing	OL	6-2	310	Jr.	Flower Mound, Texas (Marcus HS)
74	Garrett Luke	OL	6-3	285	Jr.	Willis, Texas (Willis HS)
75	Zakeius Clerk	DL	6-0	305	Jr.	Desoto, Texas (Red Oak HS)
76	Brandon Roe	OL	6-3	285	So.	Choctaw, Okla. (Choctaw HS)
77	Tristyn Close	OL	6-7	385	R-Fr.	Stroud, Okla. (Stroud HS)
78	Tate Beuthien	OL	6-4	300	R-Fr.	Era, Texas (Era HS)
79	Parrish Grant	OL	6-3	320	Jr.	Stockton, Calif. (San Joaquin Delta College)
80	Jordan Bryant	WR	6-2	200	Fr.	Crandall, Texas (Crandall HS)
81	Dylan Power	TE	6-5	225	Sr.	North Las Vegas, Nev. (Menlo (Calif.) College)
82	Dillon Bauer	WR	5-10	180	Jr.	Willis, Texas (McNeese State)
83	Marcellous Dowell	WR	6-3	190	R-Fr.	Cache, Okla. (Cache HS)
85	Marcus Mosi	TE	6-3	265	Sr.	San Lorenzo, Calif. (Menlo (Calif.) College)
86	Saivion McCauley	WR	6-1	200	Fr.	Dallas, Texas (Hillcrest HS)
87	Derrick Styles	WR	6-3	190	Jr.	Arlington, Texas (Mansfield Summit HS)
88	Collin Bricker	TE	6-3	240	Sr.	Piedmont, Okla. (Piedmont HS)
90	George Woods	DL	6-0	275	Sr.	Houston, Texas (Abilene Christian Univ.)
91	Jordan Hill	DL	6-2	260	So.	Rockwall, Texas (Rockwall-Heath HS)
92	Rashad Jackson	DL	6-5	260	Jr.	Titusville, Fla. (Fort Scott CC)
93	Jakeldon Babers	DL	6-1	220	Jr.	Frisco, Texas (Frisco Heritage HS)
94	Bailey McKay	DL	6-0	245	So.	Claremore, Okla. (Sequoyah HS)
95	Navajo Smith	DL	6-2	300	R-So.	Trophy Club, Texas (Byron Nelson HS)
96	Dustin Johnson	DL	6-3	235	Jr.	Taylor, Texas (Taylor HS)
97	Dejai Johnson	DL	5-11	260	So.	Midwest City, Okla. (Midwest City HS)
98	Joe Gonzales	DL	5-10	270	So.	Justin, Texas (Northwest HS)
99	Tyler Follis	DL	6-2	305	Jr.	Edmond, Okla. (Deer Creek HS)
	Ini Akpabot	DB	5-10	190	Fr.	Dallas, Texas (Bishop Lynch HS)
	Kevin Bowie	RB	6-0	215	Fr.	Fort Worth, Texas (Arlington Heights HS)
	Jake Combest	DB	5-9	195	Fr.	Purcell, Okla. (Purcell HS)
	Casey Freeman	QB	6-2	185	R-Fr.	Newcastle, Okla. (Newcastle HS)
	Cody Gentry	DB	6-2	185	Fr.	Fort Worth, Texas (Brewer HS)
	Dezion Hunter	WR	6-2	175	Fr.	Dallas, Texas (A-Plus Academy)
	Brandon Ingram	WR	6-0	175	Fr.	Burkburnett, Texas (Burkburnett HS)
	Squire Logan	WR	6-1	195	Fr.	Enid, Okla. (Enid HS)
	Vessy Parrish	DL	6-0	305	Fr.	Edmond, Okla. (Santa Fe HS)
	DeWayne Rhodes	DL	6-2	280	Fr.	Luther, Okla. (Luther HS)
	Jordan Rolin	WR	6-2	175	Fr.	Purcell, Okla. (Purcell HS)
	Kellan Smith	WR	6-1	190	Fr.	Hobart, Okla. (Hobart HS)
	Colin Watford	QB	6-1	215	Fr.	Prague, Okla. (Prague HS)

No	Name	Pos.
	Squire Logan	WR
54	Austin Loomis	LB
74	Garrett Luke	OL
41	Tyreik Lusk	DL
11	Tyler Marr	QB
24	Kenneth Martey	RB
60	Reggie Mayes, Jr.	DL
86	Saivion McCauley	WR
4	Tyson McDaniel	WR
38	Chaz McGuire	LB
94	Bailey McKay	DL
69	Ace McMahan	OL
23	Terry McMillon	DL
50	Johnson Miller	LB
47	Zach Moore	LS
	Jalyn Morgan	DB
85	Marcus Mosi	TE
	Kolton Mueggenborg	DL
10	Cameron Nix	DB
66	Connor O'Neil	OL
8	JR Omigie	WR
	Vessy Parrish	DL
3	Talo Pascal	RB
71	Chandler Pavlik	OL
9	Tyler Peterson	K/P
31	Jaytron Phillips	LB
44	Sam Phillips	TE
81	Dylan Power	TE
28	Alex Ramirez	TE
	DeWayne Rhodes	DL
13	Deric Robertson	DB
76	Brandon Roe	OL
37	Gentry Rogers	LB
	Jordan Rolin	WR
6	Jamorian Rose	DB
26	Skye Singleton	DB
95	Navajo Smith	DL
72	Cordarius Smith	OL
	Kellan Smith	WR
17	Somali Smith	DB
87	Derrick Styles	WR
30	Braden Sweet	DB
33	Kwame Tate	RB
	Colin Watford	QB
39	Gerald White	DB
21	Clay Wilkerson	LB
36	Cory Wilkerson	LB
70	Brent Williams	OL
20	Sheldon Wilson	RB
90	George Woods	DL
42	Colton Wright	LB

PRONUNCIATION GUIDE

No.	Name.....	Pronunciation	No.	Name.....	Pronunciation
18	Michael ADEFOLARIN.....	add-uh-foe-LAIR-in		SAIVION McCauley	SIE-vee-on
	INI AKPABOT	EE-nee ACK-puh-bot	85	Marcus MOSI	MOE-see
78	Tate BEUTHIEN	bee-OOTH-ee-un		Kolton MUEGGENBORG	MUG-en-borg
59	Colten BUIE	BOO-E	8	JR OMIGIE	oh-ME-gee
75	ZAKEIUS Clerk.....	Zuh-KEY-us	26	TALO PASCAL	TAL-oh PASS-cal
97	DEJAI Johnson	DEE-Jay	6	JAMORION Rose	juh-MORE-ee-on
41	TYRIEK Lusk	tie-REEK			
24	Kenneth MARTEY	MAR-Tee			

2016 GAME NOTES • SWOSU (2-4, 2-4 GAC) AT SOUTHERN NAZARENE (1-5, 1-5 GAC)

SOUTHERN NAZARENE DEPTH CHART

OFFENSE

QB	12	Jacob Spady	6-5	195	So.	Hinton, Okla.
	3	Zach Walker	5-11	180	Fr.	Houston, Texas
RB	34	Terence Olds	6-1	225	Jr.	Oklahoma City, Okla.
	20	Quincey Whitfield	5-11	215	So.	Fort Smith, Ark.
WR	15	Reese Carlson	6-4	210	So.	Gig Harbor, Wash.
	82	Matthew Serrate	5-7	188	Fr.	Cache, Okla.
WR	1	Johnathan Martin	5-11	191	Sr.	Moore, Okla.
	6	Trevor Smith	5-7	175	Sr.	Pleasant Hill, Calif.
SE	88	Derrick Gillis	6-0	206	Jr.	Houston, Texas
	85	Jacoby Hicks	6-3	188	So.	Tulsa, Okla.
TE	48	Pierson Waugh	6-4	235	So.	Merritt, Okla.
	80	Devan Brady	6-3	225	Fr.	Waxahachie, Texas
LT	62	Will House	6-2	284	Jr.	Cleburne, Texas
	76	Blake Kalman	6-5	285	So.	Edmond, Okla.
LG	61	John Clark	6-2	266	Sr.	Allen, Texas
	71	Ivan Maysonet	5-10	270	Jr.	Saginaw, Texas
C	59	Emilio Primera	5-11	280	Jr.	Irving, Texas
	71	Ivan Maysonet	5-10	270	Jr.	Saginaw, Texas
RG	52	Hunter Baskett	5-11	279	Sr.	Yukon, Okla.
	54	Hunter Jones	5-9	260	So.	Davis, Okla.
RT	77	Mark Roll	6-3	260	Sr.	Cypress, Texas
	76	Blake Kalman	6-5	285	So.	Edmond, Okla.

DEFENSE

DE	45	Zack Loyd	6-2	200	So.	Bartlesville, Okla.
	56	Coaltion Knox	6-1	200	Jr.	Wewoka, Okla.
NG	60	Marin Biletic	5-11	264	Jr.	Killeen, Texas
	99	Gennard Johnson	6-0	353	Sr.	Waxahachie, Texas
DE	94	Ruben Demosthene	6-3	235	Sr.	New City, N.Y.
	22	Justin Breitling	6-0	225	So.	Amarillo, Texas
LB	23	Myles Roll	5-11	225	So.	Cypress, Texas
	44	Trystan Slinker	5-11	205	Fr.	Cache, Okla.
LB	36	Stephen Price	5-9	190	Jr.	Duncan, Okla.
	22	Justin Breitling	6-0	225	So.	Amarillo, Texas
OLB	33	Damion Willis	6-0	190	Sr.	McKinney, Texas
	22	Justin Breitling	6-0	225	So.	Amarillo, Texas
OLB	18	Noah Wells	6-0	185	Fr.	Oklahoma City, Okla.
	21	Mikey McClung	5-11	195	So.	Washington, Okla.
S	5	Breyon Jackson	5-10	185	So.	Copperas Cove, Texas
	39	Daniel Flynn	5-10	170	So.	Crowley, Texas
S	31	Anthony Stephens	5-10	156	Fr.	Harker Heights, Texas
	17	Jacob Rutter	5-10	175	Jr.	Chandler, Ariz.
CB	9	Derrick Carmouche	5-11	142	Sr.	Houston, Texas
	26	Jacob Unsicker	6-1	175	So.	Oklahoma City, Okla.
CB	49	Doryan Harris	5-9	150	Fr.	Mansfield, Texas
	8	Greg Johnson	6-0	160	Jr.	Tyler, Texas

SPECIAL TEAMS

K/P	10	Carlos Anguiano	5-8	160	So.	Ashdown, Ark.
	23	Myles Roll	5-11	225	So.	Cypress, Texas
LS	95	Josh Lessner	5-10	205	Fr.	Burleson, Texas
	80	Devan Brady	6-3	225	Fr.	Waxahachie, Texas
KR	84	Derrick Arrington	6-0	180	Fr.	Houston, Texas
	88	Derrick Gillis	6-0	206	Jr.	Houston, Texas
PR	1	Johnathan Martin	5-11	191	Sr.	Moore, Okla.
	37	Josh Jordan	5-8	155	Fr.	Mansfield, Texas

SWOSU DEPTH CHART

OFFENSE

WR	8	J.R. Omigie	6-2	175	So.	Arlington, Texas
	14	Hunter Dinkines	6-1	180	Sr.	Edmond, Okla.
WR	2	D.J. Jones	5-7	155	Sr.	Oakland, Calif.
	4	Tyson McDaniel	6-1	185	Fr.	Fort Worth, Texas
LT	74	Garrett Luke	6-3	285	Jr.	Willis, Texas
	70	Brent Williams	6-6	315	R-Jr.	San Diego, Calif.
LG	69	Ace McMahan	6-1	275	So.	Ringling, Okla.
	77	Tristyn Close	6-7	385	R-Fr.	Stroud, Okla.
C	56	Justin Bigelow	6-0	275	So.	Denison, Texas
	79	Parrish Grant	6-3	320	Jr.	Stockton, Calif.
RG	73	Kevin Blessing	6-2	310	Jr.	Flower Mound, Texas
	66	Connor O'Neil	6-1	275	So.	Trophy Club, Texas
RT	76	Brandon Roe	6-3	285	So.	Choctaw, Okla.
	68	Elijah Britton	6-5	335	R-Fr.	Keller, Texas
TE	88	Collin Bricker	6-3	235	Sr.	Piedmont, Okla.
	5	Matt Farris	6-0	210	Sr.	Ringling, Okla.
RB	7	Karltrrell Henderson	5-11	205	Jr.	Moore, Okla.
	24	Kenneth Martey	6-0	210	Sr.	San Diego, Calif.
QB	12	Marc Evans	6-3	220	Sr.	Ventura, Calif.
	11	Tyler Marr	6-3	195	R-Fr.	Beggs, Okla.
WR	87	Derrick Styles	6-3	190	Jr.	Arlington, Texas
	83	Marcellous Dowell	6-3	190	R-Fr.	Cache, Okla.

DEFENSE

DE	49	TJ Harris	6-2	225	Jr.	Midfield, Ala.
	94	Bailey McKay	6-0	245	So.	Claremore, Okla.
DT	55	Clinton Horn	6-0	285	Sr.	Ft. Cobb, Okla.
	97	Dejai Johnson	5-11	270	So.	Midwest City, Okla.
NG	99	Tyler Follis	6-2	305	Jr.	Edmond, Okla.
	95	Navajo Smith	6-2	300	R-So.	Trophy Club, Texas
DE	96	Dustin Johnson	6-3	235	Jr.	Taylor, Texas
	41	Tyriek Lusk	6-2	235	R-Fr.	Arlington, Texas
LB	37	Gentry Rogers	5-11	230	Sr.	Rockwall, Texas
	21	Clay Wilkerson	6-0	215	So.	Rockwall, Texas
LB	42	Colton Wright	6-1	215	So.	Tahlequah, Okla.
	54	Austin Loomis	6-1	240	Jr.	Edmond, Okla.
DAWG	18	Michael Adefolarin	5-10	205	Sr.	Mansfield, Texas
	35	Dominic Blue	6-1	210	So.	Roland, Okla.
CB	1	Kevin Joseph	5-10	180	R-Sr.	North Miami Beach, Fla.
	23	Terry McMillon	6-2	195	Jr.	Daytona, Fla.
SS	34	Conner Bays	6-0	190	Sr.	Edmond, Okla.
	26	Skye Singleton	6-1	185	R-Fr.	Fort Worth, Texas
FS	13	Deric Robertson	6-2	205	Sr.	Killeen, Texas
	10	Cameron Nix	6-1	185	Sr.	Carnegie, Okla.
CB	27	Quinton Gale	5-11	175	So.	Arlington, Texas
	22	BJ Kellogg	5-10	190	Jr.	North Minneapolis, Minn.

SPECIAL TEAMS

K	9	Tyler Peterson	5-11	175	Sr.	Stockton, Kan.
P	16	Dalton Jackson	5-11	165	Jr.	Willis, Texas
LS	47	Zach Moore	6-0	220	So.	Kingfisher, Okla.
KR	2	D.J. Jones	5-7	155	Sr.	Oakland, Calif.
	20	Sheldon Wilson	5-11	190	Sr.	Anadarko, Okla.
PR	2	D.J. Jones	5-7	155	Sr.	Oakland, Calif.
	14	Hunter Dinkines	6-1	180	Sr.	Edmond, Okla.
H	14	Hunter Dinkines	6-1	180	Sr.	Edmond, Okla.

The Last Time it Happened for SWOSU

400+ Passing Yards

Marc Evans (414) - Oct. 8, 2016 at East Central

300-399 Passing Yards

Marc Evans (301) - Dec. 5, 2015 vs. Central Okla.

40+ Pass Attempts

Marc Evans (41) - Sept. 1, 2016 vs. Southern Arkansas

4+ TD passes

Marc Evans (4) Sept. 19, 2015 vs. Ouachita Baptist

30+ Completions

Marc Evans (30) - Dec. 5, 2015 vs. Central Okla.

200+ Rushing Yards

Aaron Wilson (289) - Nov. 3, 2012 vs. Arkansas-Monticello

150-199 Rushing Yards

Karltrill Henderson (170) - Sept. 10, 2016 at Arkansas-Monticello

100-149 Rushing Yards

Karltrill Henderson (116) - Oct. 1, 2016 vs. Southeastern Okla.

20+ Rushing Attempts

Karltrill Henderson (21) - Oct. 8, 2016 at East Central

3+ Rushing TDs

Karltrill Henderson (3) - Sept. 10, 2016 at Arkansas-Monticello

Rush of 50+ Yards

Karltrill Henderson (51) - Oct. 1, 2016 vs. Southeastern Okla.

200+ Receiving Yards

Danny Howard (248) - Oct. 29, 2005 at Northeastern State

150-199 Receiving Yards

Ryan Corbin (164) - Oct. 18, 2013 at Southeastern Oklahoma State

100-149 Receiving Yards

D.J. Jones (112) - Oct. 8, 2016 at East Central

10+ Receptions

Ryan Corbin (11) - Nov. 9, 2013 at Tarleton State

3+ Receiving Touchdowns

Ryan Corbin (3) - Oct. 18, 2013 at Southeastern Oklahoma State

50+ Yard Reception

Collin Bricker from Marc Evans (57) - Oct. 8, 2016 at East Central

3 Interceptions

Terrance Franklin - Sept. 15, 2012 vs. East Central

2 Interceptions

Kevin Joseph - Sept. 1, 2016 vs. Southern Arkansas

Interception Returned for Touchdown

Conner Bays (41 yards) - Oct. 24, 2015 at Oklahoma Baptist

Fumble Returned for Touchdown

Brandon Wicks (43 yards) - Sept. 15, 2007 vs. Panhandle State

Greg Franklin (25 yards) - Sept 15, 2007 vs. Panhandle State

Safety Forced

Team (Blocked Punt by Tanner Thompson) - Sept. 5, 2015 at Southern Arkansas

20+ Tackles

Mark Patterson (22) - Sept. 9, 1997 at Eastern New Mexico

15-19 Tackles

Conner Bays (16) - Sept. 24, 2016 vs. Henderson State

10-14 Tackles

Conner Bays (12) - Oct. 1, 2016 vs. Southeastern Okla.

3+ Sacks

Jim O'Brien (3.0) - Sept. 22, 2012 at Southern Arkansas

5+ Tackles for Loss

Devin Benton (5.0) - Sept. 13, 2014 vs Arkansas Tech

Kick Return for Touchdown

Sheldon Wilson (96 yards) - Sept. 17, 2016 at Ouachita

Punt Return for Touchdown

D.J. Jones (69 yards) - Oct. 24, 2015 at Oklahoma Baptist

Punt Blocked

Dustin Johnson - Sept. 1, 2016 vs. Southern Arkansas

40+ Yard Field Goal

Colton Rainey (44) - Oct. 20, 2012 at Southeastern Oklahoma State

50+ Yard Field Goal

Scott Poole (53) - Oct. 18, 2003 at Southern Nazarene

3+ FGs in a Game

Colton Rainey (3) - Oct. 13, 2012 vs. Arkansas Tech

50+ Yard Punt

Dalton Jackson (51) - Sept. 1, 2016 vs. Southern Arkansas

Last Time vs Southern Nazarene

Game 7: Oct. 17, 2015, Weatherford, Okla. (ASAP Energy Field, 2,125)

	Southern Nazarene	7
	SWOSU	73

Score by Quarters	1	2	3	4	Score
Southern Nazarene	0	0	7	0	7
Southwestern Okla.	14	17	21	21	73

Team	Qtr	Time	Scoring play (Conversion)	SNU-SWOSU
SWOSU	1st	06:13	Omigie 6 yd pass from Evans (Jackson kick)	0-7
SWOSU	1st	01:03	Jones 22 yd pass from Evans (Jackson kick)	0-14
SWOSU	2nd	10:38	Henderson 15 yd run (Jackson kick)	0-21
SWOSU	2nd	06:54	Henderson 9 yd run (Jackson kick)	0-28
SWOSU	2nd	02:42	Dalton Jackson 34 yd field goal	0-31
SWOSU	3rd	13:11	Jones 54 yd punt return (Jackson kick)	0-38
SNU	3rd	06:23	Hudson 15 yd pass from Mauro (Anguiano kick)	7-38
SWOSU	3rd	05:15	Jones 37 yd pass from Evans (Jackson kick)	7-45
SWOSU	3rd	00:16	Martey 1 yd run (Jackson kick)	7-52
SWOSU	4th	09:47	Banks 60 yd run (Jackson kick)	7-59
SWOSU	4th	08:59	Banks 56 yd run (Jackson kick)	7-66
SWOSU	4th	04:53	Banks 12 yd run (Jackson kick)	7-73

	SNU	SWOSU
FIRST DOWNS	8	32
NET YARDS RUSHING	26	315
NET YARDS PASSING	126	344
TOTAL OFFENSE YARDS	152	659
Fumbles: Number-Lost	1-0	0-0
Penalties: Number-Yards	12-115	12-84
PUNTS-YARDS	11-402	1-32
KICKOFFS-YARDS	2-93	12-604
Punt returns: Number-Yards-TD	0-0-0	6-82-1
Kickoff returns: Number-Yds-TD	8-156-0	2-48-0
Interceptions: Number-Yds-TD	2-10-0	2-18-0
Fumble Returns: Number-Yds-TD	0-0-0	0-0-0
Miscellaneous Yards	0	0
Possession Time	31:40	28:20
Third-Down Conversions	6 of 21	8 of 13
Fourth-Down Conversions	0 of 3	1 of 3
Red-Zone Scores-Chances	1-1	6-8
Sacks By: Number-Yards	0-0	3-19
PAT Kicks	1-1	10-10
Field Goals	0-0	1-2
Points off turnovers	0	14

Rushing (No-Yds-TD)

Southern Nazarene: Daniel Ramos, 16-29-0; James Mauro, 10-9-0

SWOSU: Kedron Banks, 8-144-3; Kenneth Martey, 15-78-1; Kwame Tate, 7-56-0; Karltrill Henderson, 7-43-2

Passing (Comp-Att-Int, Yds-TD)

Southern Nazarene: James Mauro, 18-36-2, 126-1

SWOSU: Marc Evans, 23-35-2, 325-3; Brooks Robertson, 1-3-0, 19-0

Receiving (Rec-Yds-TD)

Southern Nazarene: John Martin, 5-45-0; Kristian Stitt, 3-24-0; Chris Hudson, 3-20-1

SWOSU: JR Omigie, 5-58-1; DJ Jones, 4-98-2; Kenneth Martey, 4-79-0; Carlos Smith, 2-39-0; Karltrill Henderson, 2-14-0

Defense (Solo-Assist-Total)

Southern Nazarene: Larry Butler, 5-5-10; Jordan Harding, 4-5-9; Isaiah Young, 4-5-9; Konner Bent, 1-5-6

SWOSU: Conner Bays, 8-1-9; Colton Wright, 4-2-6; George Woods, 4-1-5; Tyler George, 4-1-5; Dominic Blue, 3-2-5; Clinton Horn, 2-3-5

2016 SWOSU Football Southwestern Okla. Combined Team Statistics (as of Oct 09, 2016) All games

Date	Opponent	Score	Att.
* Sep 01, 201	SOUTHERN ARKANSAS	L 17-21	4129
* Sep 10, 201	at Arkansas-Monticello	L 28-35	2725
* Sep 17, 201	at Ouachita Baptist	L 28-48	3108
* Sep 24, 201	HENDERSON STATE	L 17-45	2663
* Oct. 1, 2016	SOUTHEASTERN OKLA.	W 37-33	3167
* Oct 08, 201	at East Central	W 41-7	2557

Rushing	g	att	gain	loss	net	avg	td	lg	avg/g
K. Henderson	6	98	605	13	592	6.0	8	51	98.7
Kenneth Martey	6	57	244	26	218	3.8	2	19	36.3
Sheldon Wilson	5	24	134	7	127	5.3	0	22	25.4
D.J. Jones	6	10	96	2	94	9.4	0	36	15.7
Kwame Tate	1	9	17	1	16	1.8	0	5	16.0
Marc Evans	6	6	17	7	10	1.7	0	7	1.7
Talo Pascal	1	3	8	0	8	2.7	0	5	8.0
JR Omigie	6	1	5	0	5	5.0	0	5	0.8
Total	6	215	1130	110	1020	4.7	11	51	170.0
Opponents	6	251	1152	189	963	3.8	12	76	160.5

Passing	g	effic	comp	att	int	pct	yds	td	lg	avg/g
Marc Evans	6	126.69	113	203	8	55.7	1514	10	86	252.3
Tyler Marr	2	85.32	13	27	1	48.1	104	1	27	52.0
Total	6	121.83	126	230	9	54.8	1618	11	86	269.7
Opponents	6	122.76	107	188	9	56.9	1295	10	57	215.8

Receiving	g	no.	yds	avg	td	lg	avg/g
D.J. Jones	6	33	465	14.1	4	86	77.5
Derrick Styles	6	21	276	13.1	0	43	46.0
JR Omigie	6	18	219	12.2	2	40	36.5
Collin Bricker	6	11	171	15.5	1	57	28.5
K. Henderson	6	10	132	13.2	0	40	22.0
Hunter Dinkines	6	9	113	12.6	1	27	18.8
Kenneth Martey	6	9	58	6.4	0	13	9.7
Tyson McDaniel	4	4	61	15.2	0	41	15.2
Matt Farris	5	4	42	10.5	3	21	8.4
M. Dowell	3	2	48	24.0	0	27	16.0
Dylan Power	2	2	22	11.0	0	14	11.0
Alex Ramirez	1	1	10	10.0	0	10	10.0
Marcus Mosi	5	1	5	5.0	0	5	1.0
Kwame Tate	1	1	-4	-4.0	0	0	-4.0
Total	6	126	1618	12.8	11	86	269.7
Opponents	6	107	1295	12.1	10	57	215.8

Field Goals	fg	pct.	01-19	20-29	30-39	40-49	50-99	lg	blk
Tyler Peterson	3-4	75.0	0-0	1-2	2-2	0-0	0-0	37	1

Scoring	td	fg	PAT					pts
			kick	rush	rcv	pass	dxp saf	
K. Henderson	8	-	-	-	-	-	-	48
Tyler Peterson	-	3-4	21-23	-	-	-	-	30
D.J. Jones	4	-	-	-	-	-	-	24
Matt Farris	3	-	-	-	-	-	-	18
Kenneth Martey	2	-	-	-	-	-	-	12
JR Omigie	2	-	-	-	-	-	-	12
Collin Bricker	1	-	-	-	-	-	-	6
Sheldon Wilson	1	-	-	-	-	-	-	6
Garrett Luke	1	-	-	-	-	-	-	6
Hunter Dinkines	1	-	-	-	-	-	-	6
Total	23	3-4	21-23	-	-	-	-	168
Opponents	24	7-9	20-22	-	1	1-2	-	189

Score by Quarters	1st	2nd	3rd	4th	OT	Total
Southwestern Okla.	49	60	17	42	0	168
Opponents	30	80	44	35	0	189

Record:	Overall	Home	Away	Neutral
All games	2-4	1-2	1-2	0-0
Conference	2-4	1-2	1-2	0-0
Non-Conference	0-0	0-0	0-0	0-0

Team Statistics	SWOSU	OPP
FIRST DOWNS	136	128
Rushing	52	58
Passing	72	61
Penalty	12	9
RUSHING YARDAGE	1020	963
Rushing Attempts	215	251
Average Per Rush	4.7	3.8
Average Per Game	170.0	160.5
TDs Rushing	11	12
PASSING YARDAGE	1618	1295
Comp-Att-Int	126-230-9	107-188-9
Average Per Pass	7.0	6.9
Average Per Catch	12.8	12.1
Average Per Game	269.7	215.8
TDs Passing	11	10
TOTAL OFFENSE	2638	2258
Average Per Play	5.9	5.1
Average Per Game	439.7	376.3
KICK RETURNS: #-Yards	24-518	25-476
PUNT RETURNS: #-Yards	4-3	3-50
INT RETURNS: #-Yards	9-42	9-145
FUMBLES-LOST	13-8	8-6
PENALTIES-Yards	42-373	41-396
PUNTS-AVG	22-32.3	26-42.3
TIME OF POSSESSION/G	27:26	32:34
3RD-DOWN Conversions	37/81	36/90
4TH-DOWN Conversions	5/17	10/14

Interceptions	no.	yds	avg	td	lg
Kevin Joseph	3	0	0.0	0	0
Deric Robertson	2	0	0.0	0	0
Quinton Gale	2	14	7.0	0	12
Conner Bays	1	2	2.0	0	2
BJ Kellogg	1	26	26.0	0	26

Punting	no.	yds	avg	lg	tb	fc	i20	50+	blk
Dalton Jackson	21	728	34.7	51	0	5	2	1	0
TEAM	1	-17	-17.	0	0	0	0	0	0

Punt Returns	no.	yds	avg	td	lg
D.J. Jones	4	3	0.8	0	12
Total	4	3	0.8	0	12
Opponents	3	50	16.7	1	34

Kick Returns	no.	yds	avg	td	lg
D.J. Jones	11	223	20.3	0	29
Sheldon Wilson	5	174	34.8	1	96
Kevin Joseph	3	62	20.7	0	29
Colton Wright	1	9	9.0	0	9
Matt Farris	1	20	20.0	0	20
Collin Bricker	1	15	15.0	0	15
Gentry Rogers	1	0	0.0	0	0
Dominic Blue	1	15	15.0	0	15
Total	24	518	21.6	1	96
Opponents	25	476	19.0	0	42

All Purpose	g	rush	rcv	pr	kr	ir	total	avg/g
D.J. Jones	6	94	465	3	223	0	785	130.8
K. Henderson	6	592	132	0	0	0	724	120.7
Sheldon Wils	5	127	0	0	174	0	301	60.2
Derrick Styles	6	0	276	0	0	0	276	46.0
Kenneth Mart	6	218	58	0	0	0	276	46.0
Total	6	1020	1618	3	518	42	3201	533.5
Opponents	6	963	1295	50	476	145	2929	488.2

2016 SWOSU Football
Southwestern Okla. Overall Defensive Statistics (as of Oct 09, 2016)
All games

#	Defensive Leaders	gp	Tackles				Sacks	Pass defense			Fumbles		blkd	
			ua	a	tot	tfl/yds		int-yds	brup	qbh	rcv-yds	ff	kick	saf
34	Conner Bays	6	43	30	73	5.5-10	.	1-2	1	.	.	1	.	.
54	Austin Loomis	4	12	20	32	0.5-9	0.5-9	.	.	.	1-0	.	.	.
18	M. Adefolarin	6	18	13	31	3.0-5	.	.	1
37	Gentry Rogers	6	14	13	27	3.5-7	.	.	1	1	1-0	.	.	.
42	Colton Wright	6	17	6	23	1.0-4	.	.	.	1	.	1	.	.
13	Deric Robertson	6	14	8	22	.	.	2-0	3	.	1-27	.	.	.
21	Clay Wilkerson	6	8	14	22	1-7	.	.	.
96	Dustin Johnson	5	10	10	20	4.0-16	3.0-13	.	1	2	.	1	1	.
1	Kevin Joseph	4	13	7	20	.	.	3-0	1
49	TJ Harris	6	10	9	19	2.5-8	1.0-7	.	.	.	1-0	.	.	.
95	Navajo Smith	6	4	12	16	3.0-15	1.5-12
35	Dominic Blue	6	4	9	13	2.0-28	2.0-28	.	.	1
55	Clinton Horn	6	5	7	12	3.0-14	1.0-9
97	Dejai Johnson	6	5	7	12	2.5-11	1.0-6	.	.	1	.	1	.	.
22	BJ Kellogg	4	10	2	12	.	.	1-26	3	.	.	1	.	.
10	Cameron Nix	6	5	6	11
17	Somali Smith	5	7	4	11	0.5-9	0.5-9
27	Quinton Gale	5	7	2	9	.	.	2-14
23	Terry McMillon	6	6	2	8	.	.	.	3
75	Zakeius Clerk	6	1	7	8	0.5-3	.	.	1
94	Bailey McKay	4	4	4	8	1.0-5
52	Malcom Davis	4	4	2	6	1.0-1
41	Tyreik Lusk	5	2	3	5	1.5-1	.	.	.	2
57	AJ Dawson	3	2	2	4	0.5-2	0.5-2
90	George Woods	4	2	2	4	1.5-3	1.0-2	.	.	1
12	Marc Evans	6	2	.	2
TM	TEAM	5	2	.	2	1-0	.	.	.
88	Collin Bricker	6	2	.	2
29	Daylan Dial	3	2	.	2
26	Skye Singleton	4	.	2	2
9	Tyler Peterson	6	2	.	2
25	Jelani Heath	1	2	.	2
99	Tyler Follis	3	.	2	2
7	K. Henderson	6	2	.	2
47	Zach Moore	5	.	1	1
30	Braden Sweet	6	1	.	1
5	Matt Farris	5	1	.	1
8	JR Omigie	6	1	.	1
31	J. Phillips	2	.	1	1
87	Derrick Styles	6	1	.	1
6	Jamorion Rose	1	1	.	1
92	Rashad Jackson	2	.	1	1
Total		6	246	208	454	37-151	12-97	9-42	15	9	6-34	5	1	.
Opponents		6	245	174	419	24-68	3-17	9-145	17	8	8-35	6	2	1

2016 GAME NOTES • SWOSU (2-4, 2-4 GAC) AT SOUTHERN NAZARENE (1-5, 1-5 GAC)

SWOSU SCORING DRIVES

Opponent	Qtr	TD	FG	Player	Scoring Play	Plays	Yds	TOP
Southern Ark.	1	X		Garrett Luke	Fumble Rec.	6	39	1:52
Southern Ark.	1	X		D.J. Jones	86-yd pass	2	88	0:46
Southern Ark.	2		X	Tyler Peterson	21-yd FG	13	61	5:05
Ark.-Monticello	1	X		K. Henderson	44-yd run	6	67	2:24
Ark.-Monticello	2	X		Hunter Dinkines	27-yd pass	7	71	1:52
Ark.-Monticello	3	X		K. Henderson	50-yd run	3	59	1:19
Ark.-Monticello	4	X		K. Henderson	3-yd run	12	66	4:39
Ouachita	1	X		D.J. Jones	16-yd pass	5	67	1:46
Ouachita	2	X		K. Henderson	1-yd run	10	67	4:15
Ouachita	3	X		K. Henderson	10-yd run	10	77	3:59
Ouachita	4	X		Sheldon Wilson	96-yd KO Return	-	-	-
Henderson St	2		X	Tyler Peterson	36-yd FG	11	60	4:38
Henderson St	2	X		D.J. Jones	30-yd pass	8	78	2:23
Henderson St	4	X		Collin Bricker	11-yd pass	15	77	5:46
Southeastern	1	X		K. Henderson	51-yd run	6	75	2:08
Southeastern	2	X		Matt Farris	9-yd pass	9	90	3:06
Southeastern	2	X		JR Omigie	2-yd pass	11	65	4:21
Southeastern	3		X	Tyler Peterson	37-yd FG	17	71	6:36
Southeastern	4	X		D.J. Jones	20-yd pass	4	80	2:08
Southeastern	4	X		Kenneth Martey	9-yd run	14	75	3:53
East Central	1	X		K. Henderson	33-yd run	3	76	1:00
East Central	1	X		JR Omigie	19-yd pass	2	27	0:36
East Central	2	X		K. Henderson	1-yd run	3	36	0:55
East Central	2	X		Matt Farris	5-yd pass	9	83	2:58
East Central	2	X		Kenneth Martey	1-yd run	11	88	2:47
East Central	4	X		Matt Farris	21-yd pass	4	59	1:38

OPPONENT SCORING DRIVES

Opponent	Qtr	TD	FG	Player	Scoring Play	Plays	Yds	TOP
Southern Ark.	2	X		M. Nunnery	12-yd run	9	51	4:24
Southern Ark.	3	X		G. Turnbull	12-yd pass	9	74	3:41
Southern Ark.	4	X		K. Higgins	26-yd pass	3	31	1:16
Ark.-Monticello	2	X		Cole Sears	3-yd run	2	3	0:12
Ark.-Monticello	2	X		Jalen Tolliver	14-yd pass	13	79	5:08
Ark.-Monticello	2	X		K. Fitzpatrick	34-yd punt return	-	-	-
Ark.-Monticello	3	X		Jalen Tolliver	19-yd pass	10	69	4:42
Ark.-Monticello	4	X		Cole Sears	6-yd run	9	65	4:13
Ouachita	1		X	Cole Antley	27-yd FG	15	62	8:48
Ouachita	1	X		Kris Oliver	6-yd run	8	78	4:10
Ouachita	2	X		Kris Oliver	5-yd run	12	76	6:20
Ouachita	2	X		Kris Oliver	4-yd run	4	22	1:49
Ouachita	2	X		Allie Freeman	45-yd pass	7	78	1:33
Ouachita	3	X		J. Moorehead	54-yd pass	5	69	2:59
Ouachita	4		X	Cole Antley	27-yd FG	4	9	1:43
Ouachita	4	X		Austin Warford	76-yd run	1	76	0:12
Henderson St	1		X	Houston Ray	31-yd FG	6	50	3:06
Henderson St	2	X		C. Whitehead	11-yd pass	12	76	5:18
Henderson St	2	X		Al Lasker	31-yd pass	9	63	1:59
Henderson St	3	X		Jeremy Wilson	6-yd run	6	53	2:12
Henderson St	3	X		Sheldon Watson	74-yd INT return	-	-	-
Henderson St	4	X		Jeremy Wilson	11-yd run	2	14	0:48
Southeastern	1	X		James Revada	1-yd run	5	35	2:00
Southeastern	1	X		D. Wortham	5-yd run	8	61	3:33
Southeastern	1		X	Joel Carlos	26-yd FG	4	5	1:24
Southeastern	2		X	Joel Carlos	39-yd FG	9	41	4:41
Southeastern	2	X		Bryce Steele	16-yd pass	7	61	1:05
Southeastern	3		X	Joel Carlos	39-yd FG	10	46	4:00
Southeastern	4		X	Joel Carlos	38-yd FG	12	32	5:07
East Central	2	X		David Moore	57-yd pass	2	60	0:32

Game-By-Game Starters

	WR	LT	LG	C	RG	RT	TE/WR	RB	QB	WR	WR
SAU	Dinkines	Luke	Roe	Bigelow	Blessing	Britton	Bricker	Martey	Evans	Jones	Styles
UAM	Dinkines	Luke	Roe	Bigelow	Blessing	Britton	Omigie	Martey	Evans	Jones	Styles
OUA	Omigie	Luke	Roe	Bigelow	Blessing	Britton	Bricker	Henderson	Evans	Jones	Styles
HSU	Omigie	Luke	McMahan	Bigelow	Blessing	Roe	Bricker	Henderson	Evans	Jones	Styles
SOSU	Omigie	Luke	McMahan	Bigelow	Blessing	Roe	Bricker	Martey	Evans	Jones	Styles
ECU	Omigie	Luke	McMahan	Bigelow	Blessing	Roe	Bricker	Henderson	Evans	Jones	Styles
SNU											
OBU											
HU											
ATU											
NWOSU											

	DE	NG	DT	DE	DAWG	LB	LB	CB	SS	FS	CB
SAU	Harris	Follis	Horn	Du. Johnson	Adefolarin	Rogers	Loomis	Joseph	Bays	Robertson	Gale
UAM	McKay	Clerk	Woods	Du. Johnson	Adefolarin	Rogers	Loomis	Joseph	Bays	Robertson	Gale
OUA	Harris	Clerk	Woods	Du. Johnson	Adefolarin	Rogers	Loomis	Joseph	Bays	Robertson	Gale
HSU	Harris	N. Smith	Horn	Du. Johnson	Adefolarin	Rogers	Loomis	Kellogg	Bays	Robertson	Gale
SOSU	Harris	Horn	Clerk	Lusk	Adefolarin	Rogers	Wright	McMillon	Bays	Nix	S. Smith
ECU	Harris	Horn	Follis	Du. Johnson	Adefolarin	Rogers	Wright	McMillon	Bays	Robertson	Kellogg
SNU											
OBU											
HU											
ATU											
NWOSU											

Team Game-by-Game

Date	Opponent	---RUSHING---			--RECEIVING--			-----PASSING-----			--KICK RET--			--PUNT RET--			tot					
		No.	Yds	TD	Lg	No.	Yds	TD	Lg	Cmp-Att-Int	Yds	TD	Lg	No	Yds	TD	Lg	No	Yds	TD	Lg	off
Sep 01, 2016	SOUTHERN ARK.	38	146	1	17	18	234	1	86	18-41-3	234	1	86	1	17	0	17	1	12	0	12	380
Sep 10, 2016	at Ark-Monticello	33	220	3	50	15	153	1	27	15-33-1	153	1	27	6	117	0	29	2	-9	0	3	373
Sep 17, 2016	at Ouachita	27	74	2	10	21	287	1	41	21-39-2	287	1	41	8	209	1	96	0	0	0	0	361
Sep 24, 2016	HENDERSON ST	34	129	0	15	21	210	2	30	21-42-1	210	2	30	5	100	0	21	0	0	0	0	339
Oct. 1, 2016	SOUTHEASTERN	37	208	2	51	25	295	3	40	25-37-2	295	3	40	2	38	0	20	0	0	0	0	503
Oct 08, 2016	at East Central	46	243	3	35	26	439	3	57	26-38-0	439	3	57	2	37	0	20	1	0	0	0	682
	Totals	215	1020	11	51	126	1618	11	86	126-230-9	1618	11	86	24	518	1	96	4	3	0	12	2638
	Opponent	251	963	12	76	107	1295	10	57	107-188-9	1295	10	57	25	476	0	42	3	50	1	34	2258

Date	Opponent	-----TACKLES-----			--SACKS--		--FUMBLE--		--Pass Blkd		--Kicks--XPTS--			Run	Rcv	Saf	Pts
		Solo	Ast	Total	TFL-Yds	No-Yds	FF	FR-Yds	Int-Yds	QBH	Brk	Kick	Att-Mad				
Sep 01, 2016	SOUTHERN ARK.	30	40	70	4.0-18	1.0-7	1	2-27	4-14	2	3	1	2-2	0	0	0	17
Sep 10, 2016	at Ark.-Monticello	49	41	90	10.0-29	3.0-19	0	0-0	1-0	2	2	0	4-4	0	0	0	28
Sep 17, 2016	at Ouachita	51	24	75	5.0-32	2.0-22	0	0-0	0-0	0	1	0	4-4	0	0	0	28
Sep 24, 2016	HENDERSON ST	33	53	86	4.0-6	0.0-0	0	1-0	1-26	1	2	0	2-2	0	0	0	17
Oct. 1, 2016	SOUTHEASTERN	51	24	75	7.0-39	2.0-28	2	1-7	1-0	3	4	0	5-4	0	0	0	37
Oct 08, 2016	at East Central	32	26	58	7.0-27	4.0-21	2	2-0	2-2	1	3	0	6-5	0	0	0	41
	Totals	246	208	454	37.0-151	12.0-97	5	6-34	9-42	9	15	1	23-21	0	0	0	168
	Opponent	245	174	419	24.0-68	3.0-17	6	8-35	9-145	8	17	2	22-20	0	1	1	189

Opponent Game-by-Game

Date	Opponent	---RUSHING---			--RECEIVING--			-----PASSING-----			--KICK RET--			--PUNT RET--			tot					
		No.	Yds	TD	Lg	No.	Yds	TD	Lg	Cmp-Att-Int	Yds	TD	Lg	No	Yds	TD	Lg	No	Yds	TD	Lg	off
Sep 01, 2016	SOUTHERN ARK.	40	146	1	21	17	187	2	30	17-34-4	187	2	30	1	38	0	38	0	0	0	0	333
Sep 10, 2016	at Ark.-Monticello	59	181	2	18	14	160	2	21	14-27-1	160	2	21	3	39	0	19	1	34	1	34	341
Sep 17, 2016	at Ouachita Baptist	50	292	4	76	16	268	2	54	16-22-0	268	2	54	5	104	0	24	0	0	0	0	560
Sep 24, 2016	HENDERSON ST	47	219	3	24	15	186	2	45	15-24-1	186	2	45	4	62	0	32	1	16	0	16	405
Oct. 1, 2016	SOUTHEASTERN	40	121	2	16	21	226	1	31	21-36-1	226	1	31	5	100	0	37	0	0	0	0	347
Oct 08, 2016	at East Central	15	4	0	8	24	268	1	57	24-45-2	268	1	57	7	133	0	42	1	0	0	0	272
	Opponent totals	251	963	12	76	107	1295	10	57	107-188-9	1295	10	57	25	476	0	42	3	50	1	34	2258
	Southwestern Okla.	215	1020	11	51	126	1618	11	86	126-230-9	1618	11	86	24	518	1	96	4	3	0	12	2638

Date	Opponent	-----TACKLES-----			--SACKS--		--FUMBLE--		--Pass Blkd		--Kicks--XPTS--			Run	Rcv	Saf	Pts
		Solo	Ast	Total	TFL-Yds	No-Yds	FF	FR-Yds	Int-Yds	QBH	Brk	Kick	Att-Mad				
Sep 01, 2016	SOUTHERN ARK.	44	30	74	5.0-10	0.0-0	2	1-36	3-25	4	6	0	3-3	0	0	0	21
Sep 10, 2016	at Ark.-Monticello	41	12	53	2.0-8	0.0-0	0	1-0	1-0	2	2	0	3-1	0	1	1	35
Sep 17, 2016	at Ouachita Baptist	41	10	51	3.0-11	1.0-5	0	0-0	2-39	0	2	0	6-6	0	0	0	48
Sep 24, 2016	HENDERSON ST	39	34	73	4.0-14	2.0-12	2	2-0	1-74	0	0	0	6-6	0	0	0	45
Oct. 1, 2016	SOUTHEASTERN	43	26	69	5.0-16	0.0-0	1	3--1	2-7	2	3	1	3-3	0	0	0	33
Oct 08, 2016	at East Central	37	62	99	5.0-9	0.0-0	1	1-0	0-0	0	4	1	1-1	0	0	0	7
	Opponent totals	245	174	419	24.0-68	3.0-17	6	8-35	9-145	8	17	2	22-20	0	1	1	189
	Southwestern Okla.	246	208	454	37.0-151	12.0-97	5	6-34	9-42	9	15	1	23-21	0	0	0	168

SWOSU Individual Game Highs

Rushes	21	K. Henderson at East Central (Oct 08, 2016)
Yards Rushing	170	K. Henderson at Arkansas-Monticello (Sep 10, 2016)
TD Rushes	3	K. Henderson at Arkansas-Monticello (Sep 10, 2016)
Long Rush	51	K. Henderson vs Southeastern Okla. (Oct. 1, 2016)
Pass attempts	41	Marc Evans vs Southern Arkansas (Sep 01, 2016)
Pass completions	25	Marc Evans vs Southeastern Okla. (Oct. 1, 2016)
Yards Passing	414	Marc Evans at East Central (Oct 08, 2016)
TD Passes	3	Marc Evans vs Southeastern Okla. (Oct. 1, 2016) Marc Evans at East Central (Oct 08, 2016)
Long Pass	86	Marc Evans vs Southern Arkansas (Sep 01, 2016)
Receptions	8	Derrick Styles at Ouachita Baptist (Sep 17, 2016) D.J. Jones vs Henderson State (Sep 24, 2016)
Yards Receiving	141	D.J. Jones vs Southern Arkansas (Sep 01, 2016)
TD Receptions	2	Matt Farris at East Central (Oct 08, 2016)
Long Reception	86	D.J. Jones vs Southern Arkansas (Sep 01, 2016)
Field Goals	1	Tyler Peterson vs Southern Arkansas (Sep 01, 2016) Tyler Peterson vs Henderson State (Sep 24, 2016) Tyler Peterson vs Southeastern Okla. (Oct. 1, 2016)
Long Field Goal	37	Tyler Peterson vs Southeastern Okla. (Oct. 1, 2016)
Punts	5	Dalton Jackson at East Central (Oct 08, 2016)
Punting Avg	43.2	Dalton Jackson at East Central (Oct 08, 2016)
Long Punt	51	Dalton Jackson vs Southern Arkansas (Sep 01, 2016)
Punts inside 20	1	Dalton Jackson at Arkansas-Monticello (Sep 10, 2016) Dalton Jackson at East Central (Oct 08, 2016)
Long Punt Return	12	D.J. Jones vs Southern Arkansas (Sep 01, 2016)
Long Kickoff Return	96	Sheldon Wilson at Ouachita Baptist (Sep 17, 2016)
Tackles	18	Conner Bays at Arkansas-Monticello (Sep 10, 2016)
Sacks	2.0	Dominic Blue vs Southeastern Okla. (Oct. 1, 2016) Dustin Johnson at East Central (Oct 08, 2016)
Tackles For Loss	3.0	Clinton Horn at East Central (Oct 08, 2016)
Interceptions	2	Kevin Joseph vs Southern Arkansas (Sep 01, 2016)

SWOSU Team Game Highs

Rushes	46	at East Central (Oct 08, 2016)
Yards Rushing	243	at East Central (Oct 08, 2016)
Yards Per Rush	6.7	at Arkansas-Monticello (Sep 10, 2016)
TD Rushes	3	at Arkansas-Monticello (Sep 10, 2016) at East Central (Oct 08, 2016)
Pass attempts	42	vs Henderson State (Sep 24, 2016)
Pass completions	26	at East Central (Oct 08, 2016)
Yards Passing	439	at East Central (Oct 08, 2016)
Yards Per Pass	11.6	at East Central (Oct 08, 2016)
TD Passes	3	vs Southeastern Okla. (Oct. 1, 2016) at East Central (Oct 08, 2016)
Total Plays	84	at East Central (Oct 08, 2016)
Total Offense	682	at East Central (Oct 08, 2016)
Yards Per Play	8.1	at East Central (Oct 08, 2016)
Points	41	at East Central (Oct 08, 2016)
Sacks By	4	at East Central (Oct 08, 2016)
First Downs	28	vs Southeastern Okla. (Oct. 1, 2016)
Penalties	11	at Arkansas-Monticello (Sep 10, 2016)
Penalty Yards	99	at Arkansas-Monticello (Sep 10, 2016)
Turnovers	5	vs Southeastern Okla. (Oct. 1, 2016)
Interceptions By	4	vs Southern Arkansas (Sep 01, 2016)
Punts	5	at East Central (Oct 08, 2016)
Punting Avg	43.2	at East Central (Oct 08, 2016)
Long Punt	51	vs Southern Arkansas (Sep 01, 2016)
Punts inside 20	1	at Arkansas-Monticello (Sep 10, 2016) at East Central (Oct 08, 2016)
Long Punt Return	12	vs Southern Arkansas (Sep 01, 2016)

Opponent Individual Game Highs


Rushes	25	Imani Riley, at Arkansas-Monticello (Sep 10, 2016)
Yards Rushing	144	Austin Warford, at Ouachita Baptist (Sep 17, 2016)
TD Rushes	3	Kris Oliver, at Ouachita Baptist (Sep 17, 2016)
Long Rush	76	Austin Warford, at Ouachita Baptist (Sep 17, 2016)
Pass attempts	36	CB Cantwell, vs Southeastern Okla. (Oct. 1, 2016)
Pass completions	21	CB Cantwell, vs Southeastern Okla. (Oct. 1, 2016)
Yards Passing	268	Austin Warford, at Ouachita Baptist (Sep 17, 2016)
TD Passes	2	Barrett Renner, vs Southern Arkansas (Sep 01, 2016) Cole Sears, at Arkansas-Monticello (Sep 10, 2016) Austin Warford, at Ouachita Baptist (Sep 17, 2016) Andrew Black, vs Henderson State (Sep 24, 2016)
Long Pass	57	Jackson Lamb, at East Central (Oct 08, 2016)
Receptions	11	Jalen Tolliver, at Arkansas-Monticello (Sep 10, 2016)
Yards Receiving	134	Jalen Tolliver, at Arkansas-Monticello (Sep 10, 2016)
TD Receptions	2	Jalen Tolliver, at Arkansas-Monticello (Sep 10, 2016)
Long Reception	57	David Moore, at East Central (Oct 08, 2016)
Field Goals	4	Joel Carlos, vs Southeastern Okla. (Oct. 1, 2016)
Long Field Goal	39	Joel Carlos, vs Southeastern Okla. (Oct. 1, 2016)
Punts	10	Jarod Haynes, at East Central (Oct 08, 2016)
Punting Avg	49.0	Shelton Wooley, at Ouachita Baptist (Sep 17, 2016) Cody Mikell, vs Henderson State (Sep 24, 2016)
Long Punt	62	Shelton Wooley, at Ouachita Baptist (Sep 17, 2016)
Punts inside 20	5	Jarod Haynes, at East Central (Oct 08, 2016)
Long Punt Return	34	K. Fitzpatrick, at Arkansas-Monticello (Sep 10, 2016)
Long Kickoff Return	42	David Moore, at East Central (Oct 08, 2016)
Tackles	16	Camnik Campbell, at East Central (Oct 08, 2016)
Sacks	1.0	Demet. Jennings, at Ouachita Baptist (Sep 17, 2016) Terrance Bailey, vs Henderson State (Sep 24, 2016) Javion Manos, vs Henderson State (Sep 24, 2016)
Tackles For Loss	2.0	Corey Jenkins, vs Southern Arkansas (Sep 01, 2016) Cameron Sonnier, vs Henderson State (Sep 24, 2016)
Interceptions	2	Devin Price, at Ouachita Baptist (Sep 17, 2016) Raheem Wilson, vs Southeastern Okla. (Oct. 1, 2016)

Opponent Team Game Highs

Rushes	59	at Arkansas-Monticello (Sep 10, 2016)
Yards Rushing	292	at Ouachita Baptist (Sep 17, 2016)
Yards Per Rush	5.8	at Ouachita Baptist (Sep 17, 2016)
TD Rushes	4	at Ouachita Baptist (Sep 17, 2016)
Pass attempts	45	at East Central (Oct 08, 2016)
Pass completions	24	at East Central (Oct 08, 2016)
Yards Passing	268	at Ouachita Baptist (Sep 17, 2016) at East Central (Oct 08, 2016)
Yards Per Pass	12.2	at Ouachita Baptist (Sep 17, 2016)
TD Passes	2	vs Southern Arkansas (Sep 01, 2016) at Arkansas-Monticello (Sep 10, 2016) at Ouachita Baptist (Sep 17, 2016) vs Henderson State (Sep 24, 2016)
Total Plays	86	at Arkansas-Monticello (Sep 10, 2016)
Total Offense	560	at Ouachita Baptist (Sep 17, 2016)
Yards Per Play	7.8	at Ouachita Baptist (Sep 17, 2016)
Points	48	at Ouachita Baptist (Sep 17, 2016)
Sacks By	2	vs Henderson State (Sep 24, 2016)
First Downs	27	at Arkansas-Monticello (Sep 10, 2016)
Penalties	12	vs Southern Arkansas (Sep 01, 2016)
Penalty Yards	119	at Ouachita Baptist (Sep 17, 2016)
Turnovers	6	vs Southern Arkansas (Sep 01, 2016)
Interceptions By	3	vs Southern Arkansas (Sep 01, 2016)
Punts	10	at East Central (Oct 08, 2016)
Punting Avg	49.0	at Ouachita Baptist (Sep 17, 2016) vs Henderson State (Sep 24, 2016)
Long Punt	62	at Ouachita Baptist (Sep 17, 2016)
Punts inside 20	5	at East Central (Oct 08, 2016)
Long Punt Return	34	at Arkansas-Monticello (Sep 10, 2016)

2016 Game Recaps

Game 1: Sept. 1, 2016; Weatherford, Okla. (ASAP Energy Field, 4,129)

	Southern Arkansas	21
	SWOSU	17

Score by Quarters	1	2	3	4	Score
Southern Arkansas	0	7	7	7	21
Southwestern Okla.	14	3	0	0	17

Team	Qtr	Time	Scoring play (Conversion)	SAU-SWOSU
SWOSU	1st	12:08	Luke 0 yd fumble recovery (Peterson kick)	0-7
SWOSU	1st	09:01	Jones 86 yd pass from Evans (Peterson kick)	0-14
SWOSU	2nd	10:55	Peterson 21 yd field goal	0-17
SAU	2nd	04:15	Nunnery 12 yd run (Grems kick)	7-17
SAU	3rd	08:29	Turnbull 12 yd pass from Renner (Grems kick)	14-17
SAU	4th	07:06	Higgins 26 yd pass from Renner (Grems kick)	21-17

	SAU	SWOSU
FIRST DOWNS	17	22
NET YARDS RUSHING	146	146
NET YARDS PASSING	187	234
TOTAL OFFENSE YARDS	333	380
Fumbles: Number-Lost	2-2	2-1
Penalties: Number-Yards	12-98	10-74
PUNTS-YARDS	5-164	4-126
KICKOFFS-YARDS	4-246	4-232
Punt returns: Number-Yards-TD	0-0-0	1-12-0
Kickoff returns: Number-Yds-TD	1-38-0	1-17-0
Interceptions: Number-Yds-TD	3-25-0	4-14-0
Fumble Returns: Number-Yds-TD	1-36-0	1-27-0
Miscellaneous Yards	0	0
Possession Time	30:30	29:30
Third-Down Conversions	4 of 16	3 of 12
Fourth-Down Conversions	3 of 4	0 of 4
Red-Zone Scores-Chances	2-3	2-3
Sacks By: Number-Yards	0-0	1-7
PAT Kicks	3-3	2-2
Field Goals	0-0	1-1
Points off turnovers	0	10

Rushing (No-Yds-TD)

Southern Arkansas: Michael Nunnery, 20-84-1; Dajunn Harris, 10-42-0; Barrett Renner, 7-24-0

SWOSU: Karltrell Henderson, 15-80-0; Kenneth Martey, 11-32-0; D.J. Jones, 3-18-0; Kwame Tate, 9-16-0

Passing (Comp-Att-Int, Yds-TD)

Southern Arkansas: Barrett Renner, 17-34-4, 187-2

SWOSU: Marc Evans, 18-41-3, 234-1

Receiving (Rec-Yds-TD)

Southern Arkansas: J. Weisheit, 6-52-0; Tanner Hudson, 3-53-0; Karonce Higgins, 3-40-1; Jaylon Tews, 2-18-0; G. Turnbull, 1-12-0

SWOSU: D.J. Jones, 7-141-1; Hunter Dinkines, 3-51-0; Derrick Styles, 2-16-0; Collin Bricker, 2-12-0; JR Omigie, 2-10-0

Defense (Solo-Assist-Total)

Southern Arkansas: Q'Niko Thomas, 6-3-9; Malik Preston, 5-3-8; Elgin Moore, 4-4-8; Corey Jenkins, 3-4-7

SWOSU: Austin Loomis, 6-5-11; Michael Adefolarin, 6-4-10; Conner Bays, 2-7-9; Kevin Joseph, 3-3-6; Dustin Johnson, 2-4-6

Game 2: Sept. 10, 2016; Monticello, Ark. (Cotton Boll Stadium, 2,725)

	SWOSU	28
	Arkansas-Monticello	35

Score by Quarters	1	2	3	4	Score
Southwestern Okla.	7	7	7	7	28
Arkansas-Monticello	0	21	6	8	35

Team	Qtr	Time	Scoring play (Conversion)	SWOSU-UAM
SWOSU	1st	12:36	Henderson 44 yd run (Peterson kick)	7-0
UAM	2nd	13:50	Sears 3 yd run (Marini kick failed)	7-6
SWOSU	2nd	11:52	Dinkines 27 yd pass from Evans (Peterson kick)	14-6
UAM	2nd	03:02	Tolliver 14 yd pass from Sears (McFarland pass)	14-14
UAM	2nd	01:21	Fitzpatrick 34 yd punt return (Marini kick)	14-21
UAM	3rd	05:01	Tolliver 19 yd pass from Sears (kick failed)	14-27
SWOSU	3rd	03:37	Henderson 50 yd run (Peterson kick)	21-27
UAM	4th	14:24	Sears 6 yd run (pass failed)	21-33
SWOSU	4th	09:35	Henderson 3 yd run (Peterson kick)	28-33
UAM	4th	05:42	TEAM safety	28-35

	SWOSU	UAM
FIRST DOWNS	19	27
NET YARDS RUSHING	220	181
NET YARDS PASSING	153	160
TOTAL OFFENSE YARDS	373	341
Fumbles: Number-Lost	3-1	0-0
Penalties: Number-Yards	11-99	4-50
PUNTS-YARDS	4-56	4-164
KICKOFFS-YARDS	6-329	6-316
Punt returns: Number-Yards-TD	2--9-0	1-34-1
Kickoff returns: Number-Yds-TD	6-117-0	3-39-0
Interceptions: Number-Yds-TD	1-0-0	1-0-0
Fumble Returns: Number-Yds-TD	0-0-0	0-0-0
Miscellaneous Yards	0	0
Possession Time	20:55	39:05
Third-Down Conversions	4 of 12	8 of 18
Fourth-Down Conversions	2 of 4	2 of 2
Red-Zone Scores-Chances	1-1	4-6
Sacks By: Number-Yards	3-19	0-0
PAT Kicks	4-4	1-3
Field Goals	0-0	0-2
Points off turnovers	0	0

Rushing (No-Yds-TD)

SWOSU: Karltrell Henderson, 15-170-3; Kenneth Martey 11-46-0; Sheldon Wilson, 4-29-0

Arkansas-Monticello: Imani Riley, 25-86-0; Jeremy Jackson, 18-71-0; Cole Sears, 13-26-2

Passing (Comp-Att-Int, Yds-TD)

SWOSU: Marc Evans, 15-33-, 153-1

Arkansas-Monticello: Cole Sears, 14-27-1, 160-2

Receiving (Rec-Yds-TD)

SWOSU: Derrick Styles, 4-43-0; Hunter Dinkines, 3-42-1; D.J. Jones, 3-28-0; JR Omigie, 2-29-0

Arkansas-Monticello: Jalen Tolliver, 11-134-2

Defense (Solo-Assist-Total)

SWOSU: Conner Bays, 11-7-18; Michael Adefolarin, 5-4-9; Kevin Joseph, 5-3-8; Austin Loomis, 1-7-8; Navajo Smith, 3-4-7

Arkansas-Monticello: Scooter Jones, 5-2-7; Wesley Williams, 4-2-6; Ja'Lon Watts, 4-0-4; Stacey Warren, 4-0-4; Lloyd Robinson, 3-1-4

2016 Game Recaps

Game 3: Sept. 17, 2016; Arkadelphia, Ark. (Cliff Harris Stadium, 3,108)

	SWOSU	28
	Ouachita	48

Score by Quarters	1	2	3	4	Score
Southwestern Okla.	7	7	7	7	28
Ouachita	10	21	7	10	48

Team	Qtr	Time	Scoring play (Conversion)	SWOSU-OUA
OUA	1st	06:12	Antley 27 yd field goal	0-3
SWOSU	1st	04:17	Jones 16 yd pass from Evans (Peterson kick)	7-3
OUA	1st	00:00	Oliver 6 yd run (Antley kick)	7-10
SWOSU	2nd	10:38	Henderson 1 yd run (Peterson kick)	14-10
OUA	2nd	04:09	Oliver 5 yd run (Antley kick)	14-17
OUA	2nd	02:10	Oliver 4 yd run (Antley kick)	14-24
OUA	2nd	00:12	Freeman 45 yd pass from Warford (Antley kick)	14-31
SWOSU	3rd	11:01	Henderson 10 yd run (Peterson kick)	21-31
OUA	3rd	03:03	Moorehead 54 yd pass Warford (Antley kick)	21-38
OUA	4th	11:00	Antley 17 yd field goal	21-41
SWOSU	4th	10:46	Wilson 96 yd kickoff return (Peterson kick)	28-41
OUA	4th	10:26	Warford 76 yd run (Antley kick)	28-48

	SWOSU	OUA
FIRST DOWNS	20	24
NET YARDS RUSHING	74	292
NET YARDS PASSING	287	268
TOTAL OFFENSE YARDS	361	560
Fumbles: Number-Lost	1-0	0-0
Penalties: Number-Yards	0-0	10-119
PUNTS-YARDS	3-128	3-147
KICKOFFS-YARDS	5-314	9-494
Punt returns: Number-Yards-TD	0-0-0	0-0-0
Kickoff returns: Number-Yds-TD	8-209-1	5-104-0
Interceptions: Number-Yds-TD	0-0-0	2-39-0
Fumble Returns: Number-Yds-TD	0-0-0	0-0-0
Miscellaneous Yards	0	0
Possession Time	23:01	36:52
Third-Down Conversions	5 of 12	6 of 13
Fourth-Down Conversions	1 of 3	1 of 1
Red-Zone Scores-Chances	3-4	5-5
Sacks By: Number-Yards	2-22	1-5
PAT Kicks	4-4	6-6
Field Goals	0-0	2-2
Points off turnovers	0	10

Rushing (No-Yds-TD)

SWOSU: Karltrrell Henderson, 14-47-2; Kenneth Martey, 3-15-0; Sheldon Wilson, 6-12-0

Ouachita: Austin Warford, 18-144-1; Kris Oliver, 19-110-3; Brandon Marks 9-37-0

Passing (Comp-Att-Int, Yds-TD)

SWOSU: Marc Evans, 21-39-2, 287-1

Ouachita: Austin Warford, 16-22-0, 268-2

Receiving (Rec-Yds-TD)

SWOSU: Derrick Styles, 8-112-0; D.J. Jones, 6-79-1; Karltrrell Henderson 3-30-0


Ouachita: KeVontae Pope, 7-90-0; Drew Harris, 4-48-0; Allie Freeman, 2-54-1

Defense (Solo-Assist-Total)

SWOSU: Austin Loomis, 5-6-11; Conner Bays, 10-0-10; Somali Smith, 3-3-6

Ouachita: Luke Holt, 5-2-7; Elijah Jones, 5-2-7; Tevin Jones, 5-1-6

Game 4: Sept. 24, 2016, Weatherford, Okla. (ASAP Energy Field 2,663)

	#8/11 Henderson State	45
	SWOSU	17

Score by Quarters	1	2	3	4	Score
Henderson State	3	14	21	7	45
Southwestern Okla.	0	10	0	7	17

Team	Qtr	Time	Scoring play (Conversion)	HSU-SWOSU
HSU	1st	04:20	Ray 31 yd field goal	3-0
SWOSU	2nd	14:35	Peterson 36 yd field goal	3-3
HSU	2nd	09:09	Whitehead 11 yd pass from Black (Ray kick)	10-3
SWOSU	2nd	02:05	Jones 30 yd pass from Evans (Peterson kick)	10-10
HSU	2nd	00:00	Lasker 31 yd pass from Black (Ray kick)	17-10
HSU	3rd	11:02	Wilson 6 yd run (Ray kick)	24-10
HSU	3rd	07:10	Watson 74 yd interception return (Ray kick)	31-10
HSU	3rd	01:34	Thomas 5 yd run (Ray kick)	38-10
SWOSU	4th	10:42	Bricker 11 yd pass from Marr (Peterson kick)	38-17
HSU	4th	00:25	Wilson 11 yd run (Ray kick)	45-17

	HSU	SWOSU
FIRST DOWNS	23	20
NET YARDS RUSHING	219	129
NET YARDS PASSING	186	210
TOTAL OFFENSE YARDS	405	339
Fumbles: Number-Lost	1-1	2-2
Penalties: Number-Yards	4-25	6-62
PUNTS-YARDS	1-49	4-125
KICKOFFS-YARDS	7-424	4-214
Punt returns: Number-Yards-TD	1-16-0	0-0-0
Kickoff returns: Number-Yds-TD	4-62-0	5-100-0
Interceptions: Number-Yds-TD	1-74-1	1-26-0
Fumble Returns: Number-Yds-TD	0-0-0	0-0-0
Miscellaneous Yards	0	0
Possession Time	32:05	27:55
Third-Down Conversions	5 of 13	8 of 17
Fourth-Down Conversions	4 of 6	1 of 3
Red-Zone Scores-Chances	5-6	2-2
Sacks By: Number-Yards	2-12	0-0
PAT Kicks	6-6	2-2
Field Goals	1-1	1-1
Points off turnovers	7	0

Rushing (No-Yds-TD)

HSU: Jeremy Wilson, 15-100-2; JaQuan Cole, 8-58-0; Andrew Black, 8-43-0

SWOSU: Karltrrell Henderson, 16-86-0; Kenneth Martey, 7-28-0

Passing (Comp-Att-Int, Yds-TD)

HSU: Andrew Black, 13-21-1, 149-2; Evan Lassiter, 2-3-0, 37-0

SWOSU: Marc Evans, 11-21-0, 131-1; Tyler Marr, 10-21-1, 79-1

Receiving (Rec-Yds-TD)

HSU: Jeremy Wilson, 3-57-0; Jacoby Lewis, 3-17-0; C. Whitehead, 3-12-1

SWOSU: DJ Jones, 8-78-1; Collin Bricker, 4-43-1; JR Omigie, 4-31-0

Defense (Solo-Assist-Total)

HSU: Josh Davis, 5-3-8; Javion Manos, 3-4-7; Adrian Tucker, 3-4-7; Dondre Wright, 3-4-7; Gary Vines, 2-5-7

SWOSU: Conner Bays, 6-10-16; Gentry Rogers, 5-4-9; Clay Wilkerson, 2-5-7; Colton Wright, 2-3-5; Navajo Smith, 1-4-5

2016 Game Recaps

Game 5: Oct. 1, 2016, Weatherford, Okla. (ASAP Energy Field, 3,167)



Southeastern	33
SWOSU	37

Score by Quarters	1	2	3	4	Score
Southeastern Okla.	17	10	3	3	33
Southwestern Okla.	7	13	3	14	37

Team	Qtr	Time	Scoring play (Conversion)	SE-SWOSU
SOSU	1st	12:24	Revada 1 yd run (Carlos kick)	7-0
SWOSU	1st	10:16	Henderson 51 yd run (Peterson kick)	7-7
SOSU	1st	06:36	Wortham 5 yd run (Carlos kick)	14-7
SOSU	1st	05:03	Carlos 26 yd field goal	17-7
SWOSU	2nd	11:56	Farris 9 yd pass from Evans (Peterson kick)	17-14
SOSU	2nd	07:06	Carlos 39 yd field goal	20-14
SWOSU	2nd	02:45	Omigie 2 yd pass from Evans (kick blocked)	20-20
SOSU	2nd	00:12	Steele 16 yd pass from Cantwell (Carlos kick)	27-20
SOSU	3rd	11:00	Carlos 39 yd field goal	30-20
SWOSU	3rd	00:00	Peterson 37 yd field goal	30-23
SWOSU	4th	09:26	Jones 20 yd pass from Evans (Peterson kick)	30-30
SOSU	4th	04:13	Carlos 38 yd field goal	33-30
SWOSU	4th	00:20	Martey 9 yd run (Peterson kick)	33-37

	SE	SWOSU
FIRST DOWNS	23	28
NET YARDS RUSHING	121	208
NET YARDS PASSING	226	295
TOTAL OFFENSE YARDS	347	503
Fumbles: Number-Lost	3-1	3-3
Penalties: Number-Yards	3-35	7-84
PUNTS-YARDS	3-138	2-60
KICKOFFS-YARDS	8-456	7-360
Punt returns: Number-Yards-TD	0-0-0	0-0-0
Kickoff returns: Number-Yds-TD	5-100-0	2-38-0
Interceptions: Number-Yds-TD	2-7-0	1-0-0
Fumble Returns: Number-Yds-TD	1-1-0	1-7-0
Miscellaneous Yards	0	0
Possession Time	32:24	27:36
Third-Down Conversions	10 of 18	9 of 13
Fourth-Down Conversions	0 of 1	1 of 1
Red-Zone Scores-Chances	6-7	5-5
Sacks By: Number-Yards	0-0	2-28
PAT Kicks	3-3	4-5
Field Goals	4-4	1-1
Points off turnovers	10	3

Rushing (No-Yds-TD)**SE:** Devlon Wortham, 18-90-1; Ronnie Green, 12-31-0**SWOSU:** Karltrrell Henderson, 17-116-1; Kenneth Martey, 15-57-1; D.J. Jones, 2-38-0**Passing (Comp-Att-Int, Yds-TD)****SOSU:** CB Cantwell, 21-36-1, 226-1**SWOSU:** Marc Evans, 25-37-2, 295-3**Receiving (Rec-Yds-TD)****SOSU:** Ronnie Green, 5-63-0; Anterric Maxey, 4-45-0; Bryce Steele, 4-44-1**SWOSU:** JR Omigie, 5-55-1; Collin Bricker, 4-59-0; Derrick Styles, 4-23-0; Karltrrell Henderson, 3-61-0; D.J. Jones, 2-27-1**Defense (Solo-Assist-Total)****SOSU:** Nicholas Sierra, 5-4-9; Troy Parker, 5-3-8; Kevin Jones, 4-2-6**SWOSU:** Conner Bays, 9-3-12; TJ Harris, 5-4-9; Deric Robertson, 4-3-7; Gentry Rogers, 4-2-6

Game 6: Oct. 8, 2018, Ada, Okla. (Koi Ishto Stadium, 2,557)



SWOSU	41
East Central	7

Score by Quarters	1	2	3	4	Score
Southwestern Okla.	14	20	0	7	41
East Central	0	7	0	0	7

Team	Qtr	Time	Scoring play (Conversion)	SWOSU-ECU
SWOSU	1st	14:00	Henderson 33 yd run (Peterson kick)	7-0
SWOSU	1st	09:53	Omigie 19 yd pass from Evans (Peterson kick)	14-0
SWOSU	2nd	14:05	Henderson 1 yd run (kick failed)	20-0
ECU	2nd	13:23	Moore 57 yd pass from Lamb (Haynes kick)	20-7
SWOSU	2nd	06:06	Farris 5 yd pass from Evans (Peterson kick)	27-7
SWOSU	2nd	00:37	Martey 1 yd run (Peterson kick)	34-7
SWOSU	4th	14:53	Farris 21 yd pass from Evans (Peterson kick)	41-7

	SWOSU	ECU
FIRST DOWNS	27	14
NET YARDS RUSHING	243	4
NET YARDS PASSING	439	268
TOTAL OFFENSE YARDS	682	272
Fumbles: Number-Lost	2-1	2-2
Penalties: Number-Yards	8-54	8-69
PUNTS-YARDS	5-216	10-438
KICKOFFS-YARDS	7-349	2-122
Punt returns: Number-Yards-TD	1-0-0	1-0-0
Kickoff returns: Number-Yds-TD	2-37-0	7-133-0
Interceptions: Number-Yds-TD	2-2-0	0-0-0
Fumble Returns: Number-Yds-TD	0-0-0	0-0-0
Miscellaneous Yards	0	10
Possession Time	35:33	24:27
Third-Down Conversions	8 of 15	3 of 12
Fourth-Down Conversions	0 of 2	0 of 0
Red-Zone Scores-Chances	4-5	0-1
Sacks By: Number-Yards	4-21	0-0
PAT Kicks	5-6	1-1
Field Goals	0-1	0-0
Points off turnovers	13	0

Rushing (No-Yds-TD)**SWOSU:** Karltrrell Henderson, 21-93-2; Sheldon Wilson, 11-80-0; Kenneth Martey, 10-40-1**ECU:** Seth Handley, 3-13-0; Tre'von Jackson, 3-9-0**Passing (Comp-Att-Int, Yds-TD)****SWOSU:** Marc Evans, 23-32-0, 414-3**ECU:** Jackson Lamb, 18-31-1, 221-1; Brooks Holder, 6-14-1, 47-0**Receiving (Rec-Yds-TD)****SWOSU:** DJ Jones, 7-112-0; JR Omigie, 3-74-1; Karltrrell Henderson, 3-47-0; Matt Farris, 3-33-2; Tyson McDaniel, 3-20-0; Derrick Styles, 2-74-0**ECU:** David Moore, 6-101-1; Dexmon Jackson, 4-39-0; Jason Gaines, 3-23-0**Defense (Solo-Assist-Total)****SWOSU:** Conner Bays, 4-6-10; Ja'Vaughn Mitchell, 5-1-6; Austin Loomis, 2-4-6; Kapena Olsen, 3-2-5; Tanner Thompson, 2-3-5; Clinton Horn, 2-3-5**ECU:** Jameel Whitney, 5-3-8; Spencer Bond, 3-5-8; Blake Summers, 4-3-7; Cole Weber, 3-2-5; Mariano Dillard, 3-1-4; Francisco Silva, 2-2-4