

GENERAL

School:Southwestern Oklahoma State
City/Zip: Weatherford, OK 73096
Founded: 1901
Enrollment: 4,995
Nickname:Bulldogs
School Colors:Navy Blue and White
Field:Fast Lane Field
Playing Surface:AstroTurf
Capacity: 9,000
Affiliation: NCAA Division II
Conference:Great American Conference
President:Randy Beutler
Alma Mater:SWOSU, 1983
Athletics Director: Todd Thurman
Alma Mater:Bethany Nazarene, 1983
Athletics Dept. Phone:580-774-3068

HISTORY

First Year of Football: 1905
Seasons Played: 105
Overall All-Time Record:446-478-5 (.483)
Years in NCAA Playoffs:None
Last Post-Season Appearance: 1996
W, 33-31 over Montana Tech (NAIA Champ.)



The Southwestern Oklahoma State University Sports Information department is responsible for providing public and media relation services for the Bulldogs' 12 athletic programs. Sports Information Director Doug Self is the primary contact for each SWOSU Athletic program.

Media Credentials

Credentials for Southwestern Oklahoma State University home games are available to personnel from working media outlets by contacting Sports Information Director Doug Self at least 24 hours prior to the start of an event. Credentials can be left at the gate or picked up from the Sports Information office in advance of the game. Media wishing to take photos must also obtain a credential from the SWOSU Sports Information office.

Interview Policy

Postgame interviews with SWOSU coaches and players are available to media personnel following a brief cooling off period. Requests must be made to the Sports Information Director prior to the end of contest. Requested athletes and coaches will be made available for interviews on the playing field or outside of the locker room following a contest.

Interviews during the week will be made on arrangement with the Sports Information Director. Please allow 24 hour notice for all such interviews.

The Coaches

SWOSU: Dan Cocannouer, 28-46 (Seventh Season)

- Has been the head coach at his alma mater since 2009, leading the Bulldogs to two winning seasons in the past three years
- Earned his 22nd win as the Bulldogs head man against Arkansas-Monticello (Sept. 12, 2015), moving into seventh on the all-time wins list at SWOSU
- Has a record of 2-1 against Northwestern Oklahoma State, with both wins coming on Ranger Field in Alva

Northwestern Okla.: Matt Walter, 3-7 (First Season)

- Concluding his first season as the head coach and offensive coordinator at Northwestern Oklahoma State, his alma mater
- Standout athlete at NWOSU in the late 1990's and early 2000's, where he was a member of the 1999 NAIA National Championship team and an honorable mention All-American in 2000
- Previously served as the offensive coordinator at Emporia State for six seasons, helping the Hornets turn around their program and reach the NCAA Division II playoffs in 2013

The Last Meeting (Nov. 15, 2014)

- SWOSU concluded the 2014 season with a 28-6 setback against Northwestern Oklahoma State in Weatherford, finishing the year 3-7
- The Rangers scored 28 unanswered points to end the game after SWOSU scored late in the second quarter on a 3-yard TD run by Karl Hodge
- Hodge led the Bulldogs with 180 yards rushing on 28 carries, ending his senior season just shy of 1,000 yards rushing for the year
- Steven Townsley had a team-high 11 tackles for the Bulldogs while Austin Loomis added nine

Last Time Out (Nov. 7, 2015)

- SWOSU picked up their fifth consecutive win on Saturday, defeating Arkansas Tech 28-14 to improve to 7-3 on the year
- The win gave the Bulldogs their first five-game winning streak since 1993 and moved them into a tie for second place in the GAC standings
- SWOSU scored 14 points off of turnovers, turning two interceptions by Trevon Hartfield into touchdowns, including the game-clinching TD pass from Marc Evans to Derrick Styles with 2:38 to play
- Five different defenders reached double figures tackles, led by Conner Bays with 14, Tyler George with 13 and Gentry Rogers with 12
- Marc Evans finished 16-for-37 passing for 276 yards and three touchdowns

Checking the Standings

- SWOSU has steadily climbed up the Great American Conference standings the past five weeks and they are now tied for second with Arkansas Tech, Harding and Ouachita, all teams the Bulldogs have a head-to-head victory over
- Henderson State clinched the GAC Championship last weekend and they can secure their spot in the NCAA Division II Playoffs with a win over Ouachita on Saturday
- If the Reddies make the playoffs, SWOSU needs to defeat Northwestern Oklahoma State on Saturday and the Bulldogs would earn a bid to the Live United Texarkana Bowl
- Northwestern Oklahoma State is alone in ninth place in the standings at 3-7

Bulldog Offensive Notes

- With one game still remaining on the schedule, SWOSU has already set a new single-season scoring record for the NCAA era with 334 points (33.4/game) this season
- The previous record of 332 points was set just two years ago as the Bulldogs went 6-5 in 2013 by averaging 30.2 points per game
- SWOSU also set a single-season record for rushing touchdowns with 21 this season, topping the previous NCAA era mark of 18, which was set in both 2001 and 2002
- Quarterback Marc Evans has his name in several of SWOSU's single-season passing

Broadcast Information

All SWOSU Football games are broadcast on KWEY 95.5 FM "The Coyote" in Western Oklahoma. Those outside the listening area can access streaming audio online at www.kwey.com. In addition, a webstream and live stats of home games can be found at www.swosuathletics.com.

John Liddle is in his 8th year serving as the "Voice of the Bulldogs" after joining Wright Wradio in August 2008 as the Sports Director.

For further game updates, be sure to follow @SWOSUAthletics and @SWOSUFootball on Twitter.

2015 BULLDOG FOOTBALL GAME NOTES • GAME 11 AT NORTHWESTERN OKLA.

categories as he ranks fifth in passing yards, second in yards per game, second in passing touchdowns and fourth in completion percentage

- D.J. Jones has already set a single-season school record for all-purpose yards with 1,454 (145.4/game), a mark that ranks first in the Great American Conference
- SWOSU's rushing attack, which averages 152.4 yards per game, was held to their second-lowest yardage output of the season against Arkansas Tech, totaling just 43 yards on the ground
- Karltrrell Henderson leads the Bulldogs in rushing with 603 yards and nine touchdowns, while Kenneth Martey, Kwame Tate and Kedron Banks have better than 155 yards and two touchdowns apiece
- Six different receivers have combined for 21 touchdown receptions this season, led by D.J. Jones with seven and Derrick Styles with six
- SWOSU has three wide receivers (Jones, Styles, Carlos Smith) averaging better than 14 yards per reception while Henderson also averages 11.8 yards per catch
- In finishing unbeaten at ASAP Energy Field, SWOSU outscored their opponents 240-109 at home this season, averaging 48.0 points per game with three games of better than 50 points scored

Bulldog Defensive Notes

- SWOSU has held their last four opponents to 14 points or less, the longest such streak since the Bulldogs held five straight opponents to less than two touchdowns to open the 1992 season
- Senior Cornerback Trevon Hartfield was named the GAC Defensive Player of the Week on Monday after recording a career-best 10 tackles and two interceptions at Arkansas Tech on Saturday
- Hartfield has set a new single-season school record for the NCAA era with 21 passes defended (17 pass breakups, four interceptions) this season
- The Bulldogs have improved to third in the conference in scoring defense (20.6 points per game) and fourth in total defense (347.2 yards per game)
- Without a turnover in the past two games, SWOSU has moved back into a tie for second in the GAC with a turnover margin of +7 that includes six fumble recoveries and 12 interceptions this season
- Conner Bays tied a career-high with 14 tackles against Arkansas Tech, his seventh career game with 10 or more tackles, giving him 104 (54 solo, 50 assist) for the season
- Bays becomes the first Bulldog since Ryan Feller in 2013 to reach the 100-tackle plateau and he's currently ranked third on the single-season list at SWOSU for the NCAA era
- The Bulldogs rank ninth in the GAC with 17 sacks on the year, led by Collier Ward with five and Clinton Horn with four
- SWOSU's current scoring defense average of 20.6 points per game would rank as the fourth-best of the NCAA era

Bulldog Special Team Notes

- The GAC's leading punt return man, D.J. Jones, needs just 25 yards to set a new single-season record for punt return yards at SWOSU (285: Chase Pratt, 2002) and he currently ranks third in NCAA Division II with an average of 20.1 yards per punt return
- SWOSU's three kickers (Dalton Jackson, Tyler Peterson, Michael Perez) have combined to make 42-of-44 extra point attempts and 4-of-9 field goals
- Michael Perez booted a career-long 67 yard punt against Arkansas Tech and he is now averaging 34.7 yards per punt on 32 attempts

Scouting Northwestern Oklahoma State

- Ranked 10th in the GAC in scoring offense with an average of 29.5 points per game, while opponents are putting up 37.4 points per game against the Rangers
- Top passing offense in the conference with 318.2 yards per game through and 31 touchdowns through the air
- Linebacker Devin Peyton leads the GAC with 108 tackles on the year while cornerback Jordan Norris is the league-leader with seven interceptions
- The NWOSU defense has forced 32 turnovers this season, the most in the GAC, but they've also turned the ball over 30 times for a turnover margin of just +2

Looking Ahead

- SWOSU's postseason fate likely rides on the outcome of Saturday's game. A victory likely means the Bulldogs will play in their first NCAA Division II postseason game and their first postseason game since the 1996 NAIA National Championship game



QUICK FACTS

School: Northwestern Okla. State University
 Location: Alva, Okla.
 Founded: 1897
 Enrollment: 2,233
 Nickname: Rangers
 School Colors: Black & Red
 Field: Ranger Field
 Playing Surface: Natural Grass
 Capacity: 6,000
 Conference: Great American Conference
 President: Dr. Janet Cunningham
 Athletic Director: Andy Carter

COACHING STAFF

Head Coach: Matt Walter
 Record (at school): 3-7 (1st year)
 Record (Overall): 3-7 (1st year)
 Assistant Coaches:
 Dan Lemke Defensive Coordinator
 Ben McKaig Offensive Line
 Cory Sullivan Defensive Backs
 Deandre Wynn Running Backs
 TJ Andrade Offensive Line
 Joseph Foteh Wide Receivers
 Trey Rodgers H Backs
 Mike Brown Defensive Line
 Mike Mancino Linebackers

RANGERS IN 2015 (3-7, 3-7 GAC)

Date	Opponent	Time/Result
Sept. 3	at Arkansas-Monticello	W 52-31
Sept. 12	Southern Arkansas	L 14-49
Sept. 19	Henderson State	L 17-25
Sept. 26	at Ouachita Baptist	L 13-55
Oct. 3	at East Central	L 30-42
Oct. 10	Southeastern Oklahoma State	W 31-16
Oct. 17	Oklahoma Baptist	L 38-41
Oct. 24	at Southern Nazarene	W 49-20
Oct. 31	Arkansas Tech	L 21-53
Nov. 7	at Harding	L 30-42
Nov. 14	Southwestern Oklahoma State	2 P.M.

SERIES HISTORY (SWOSU LEADS 50-28-4)

DATE	LOCATION	RESULT
8/23/07	Weatherford	W 33-7
8/28/08	Alva	W 29-15
9/1/11	Alva	W 31-28
11/16/13	Alva	W 62-17
11/15/14	Weatherford	L 6-28

D2 History Only: 4-1
 In Weatherford: 1-1
 In Alva: 3-0

AFCA Top 25 Poll

(November 9, 2015)

#	Team (First-Place Votes)	Rec.	Prev.
1.	Northwest Missouri St. (29)	10-0	2
2.	Ferris St. (Mich.) (2)	9-0	3
3.	Ashland (Ohio) (1)	10-0	5
4.	Colorado St.-Pueblo	9-1	4
5.	Shepherd (W.Va.)	9-0	6
6.	Minnesota St.	9-1	7
7.	West Georgia	9-1	1
8.	Henderson St. (Ark.)	9-1	9
9.	Slippery Rock (Pa.)	9-1	10
10.	Midwestern St. (Texas)	9-1	11
11.	Texas A&M-Commerce	8-2	12
12.	Humboldt St. (Calif.)	8-1	13
13.	Indianapolis (Ind.)	9-1	18
14.	Grand Valley St. (Mich.)	8-2	17
15.	North Alabama	7-2	19
16.	Charleston (W.Va.)	9-1	20
17.	Sioux Falls (S.D.)	8-2	8
18.	Valdosta St. (Ga.)	7-2	23
19.	Emporia St. (Kan.)	8-2	14
20.	Central Missouri	8-2	24
21.	Colorado Mesa	8-2	16
22.	Bowie St. (Md.)	9-1	25
23.	Assumption (Mass.)	9-1	NR
24.	Tuskegee (Ala.)	8-2	15
25.	Carson-Newman (Tenn.)	8-2	NR

Super Region III Rankings

(November 2, 2015)

#	Team	D2 Rec.	Overall
1	Northwest Mo. St.	10-0	10-0
2	Minn. St. Mankato	9-1	9-1
3	Humboldt St.	8-0	8-1
4	Henderson St.	9-1	9-1
5	Augustana (SD)	8-2	8-2
6	Emporia St.	8-2	8-2
7	Sioux Falls	8-2	8-2
8	Central Mo.	8-2	8-2
9	Southwest Minn. St.	7-3	7-3
10	Western Ore.	6-2	7-2

D2Football.com Top 25 Poll

(November 10, 2015)

#	Team	Rec.	Prev.
1	Ferris State	9-0	2
2	Northwest Missouri	10-0	3
3	CSU-Pueblo	9-1	4
4	Ashland	10-0	5
5	Minnesota State	9-1	6
6	West Georgia	9-1	1
7	Shepherd	9-0	8
8	Texas A&M-Commerce	8-2	9
9	Slippery Rock	9-1	10
10	North Alabama	7-2	11
11	Midwestern State	9-1	12
12	Humboldt State	8-1	14
13	Central Missouri	8-2	15
14	Grand Valley	8-2	17
15	Henderson State	9-1	18
16	Valdosta State	7-2	19
17	Sioux Falls	8-2	7
18	Assumption	9-1	21
19	Minnesota Duluth	7-3	23
20	Tuskegee	8-2	13
21	Charleston	9-1	25
22	Augustana	8-2	NR
23	Emporia State	8-2	16
24	Florida Tech	7-3	NR
25	Indianapolis	9-1	NR

GREAT AMERICAN CONFERENCE STANDINGS

		GAC	Pct.	Overall Pct.	H	A	N	Strk	
1	Henderson State	9-1	0.900	9-1	0.900	4-1	5-0	0-0	W8
2	Southwestern Oklahoma State	7-3	0.700	7-3	0.700	5-0	2-3	0-0	W5
	Arkansas Tech	7-3	0.700	7-3	0.700	4-1	3-2	0-0	L1
	Harding	7-3	0.700	7-3	0.700	4-1	3-2	0-0	W1
	Ouachita	7-3	0.700	7-3	0.700	5-0	2-2	0-1	W3
6	East Central	6-4	0.600	6-4	0.600	4-1	2-3	0-0	L1
	Southern Arkansas	6-4	0.600	6-4	0.600	3-1	2-3	1-0	W1
8	Southeastern Oklahoma State	5-5	0.500	5-5	0.500	3-2	2-3	0-0	W2
9	Northwestern Oklahoma State	3-7	0.300	3-7	0.300	1-4	2-3	0-0	L2
10	Oklahoma Baptist	2-8	0.200	2-8	0.200	1-4	1-4	0-0	L3
11	Arkansas-Monticello	1-9	0.100	1-9	0.100	1-4	0-5	0-0	L4
12	Southern Nazarene	0-10	0.000	0-10	0.000	0-5	0-5	0-0	L10

This Week's #GACtion

November 14

Oklahoma Baptist at Southern Nazarene
SWOSU at Northwestern Oklahoma State
Harding at Arkansas Tech
East Central at Southeastern Okla.
Henderson State at Ouachita Baptist
Arkansas-Monticello at Southern Arkansas

Upcoming Schedule

NCAA Division II Playoffs

Nov. 21 First Round
Nov. 28 Second Round
Dec. 5 Quarterfinals
Dec. 12 Semifinals
Dec. 19 Championship Game

Live United Texarkana Bowl

Dec. 5 Texarkana, Arkansas

Last Week's Results

Harding def. Northwestern Okla. 42-30
Henderson St def. Oklahoma Baptist 22-14
Southern Arkansas def. East Central 35-26
SWOSU def. Arkansas Tech 28-14
Ouachita def. Southern Nazarene 58-7
Southeastern def. Ark.-Monticello 37-0

GAC PLAYERS OF THE WEEK

OFFENSE

Week	Player
1 (Sept. 7)	Reid Miller, QB, NWOSU
2 (Sept. 14)	Arsenio Favor, QB, ATU
3 (Sept. 21) ...	Marc Evans, QB, SWOSU
	Rocky Moore, QB, ECU
4 (Sept. 28)	Arsenio Favor, QB, ATU
	Park Parrish, QB, HU
5 (Oct. 5)	Jaquan Cole, RB, HSU
6 (Oct. 12)	Hunter Leppert, QB, UAM
	Bryan Allen, RB, ATU
7 (Oct. 19)	Barrett Renner, QB, SAU
8 (Oct. 26) ...	Kristian Thompson, RB, ATU
9 (Nov. 2)	Kris Oliver, RB, OUA
10 (Nov. 9)	Barrett Renner, QB, SAU
11 (Nov. 16)	

DEFENSE

Week	Player
1 (Sept. 7)	Nick Akins, LB, ATU
2 (Sept. 14)	Trebor Gainwell, LB, SAU
3 (Sept. 21)	Gary Vines, DB, HSU
4 (Sept. 28)	Gary Vines, DB, HSU
5 (Oct. 5)	Brynden Pitzer, LB, OBU
6 (Oct. 12)	Joby Saint Fleur, DL, NWOSU
7 (Oct. 19)	Brynden Pitzer, LB, OBU
8 (Oct. 26) ...	Conner Bays, DB, SWOSU
9 (Nov. 2)	Jameel Whitney, LB, ECU
10 (Nov. 9)	Trevon Bigelow, DL, HU
	Trevon Hartfield, DB, SWOSU
11 (Nov. 16)	

SPECIAL TEAMS

Week	Player
1 (Sept. 7)	Corey Bassett, KR, HU
2 (Sept. 14)	Spencer Bond, P, ECU
3 (Sept. 21)	Corey Chappell, KR, HSU
4 (Sept. 28)	Houston Ray, K, HSU
5 (Oct. 5)	Joel Carlos, K/P, SE
6 (Oct. 12) ...	Jonathan Weisheit, KR, SAU
7 (Oct. 19)	D.J. Jones, PR, SWOSU
8 (Oct. 26)	Houston Ray, K, HSU
9 (Nov. 2)	Houston Ray, K, HSU
10 (Nov. 9)	Cole Antley, K, OUA
11 (Nov. 16)	

2015 BULLDOG FOOTBALL GAME NOTES • GAME 11 AT NORTHWESTERN OKLA.

MILESTONE WATCH (SINGLE SEASON RECORDS)

PASSING TDs

1.	27	Dustin Stenta	2013
2.	21	Marc Evans	2015
3.	19	Dustin Stenta	2011
4.	18	Steve Day	2008
5.	16	Reade Box	2003

RUSHING TDs

1.	12	Jimmy Jenkins	2002
2.	11	Karl Hodge	2014
3.	10	Anthony Davis	2000
4.	9	Kartrell Henderson	2015
5.	7	Travis Cole	2003

RECEIVING TDs

1.	10	Chase Pratt	2003
2.	8	Shevron Glover	1999
3.	7	D.J. Jones	2015
	7	Ryan Corbin	2013
	7	John Haggerty	2006

PASSING YARDS

1.	3003	Dustin Stenta	2013
2.	2869	Dustin Stenta	2011
3.	2561	Steve Day	2008
4.	2325	Reade Box	2003
5.	2173	Marc Evans	2012

PASS COMPLETION PCT

1.	58.9	Dustin Stenta	2013
2.	58.3	Dustin Stenta	2011
3.	55.6	Josh Allen	2000
4.	55.5	Marc Evans	2005
5.	54.7	Reade Box	2002

PASSING YARDS/GAME

1.	273.0	Dustin Stenta (11 games)	2013
2.	271.9	Marc Evans (8 games)	2015
3.	260.8	Dustin Stenta (11 games)	2011
4.	232.8	Steve Day (11 games)	2008
5.	216.7	Dustin Stenta (10 games)	2012

TOUCHDOWNS SCORED

1.	12	Jimmy Jenkins	2002
	12	Ryan Corbin	2013
3.	11	Chase Pratt	2003
	11	Karl Hodge	2014
	11	Kartrell Henderson	2015

PUNT RETURN YARDS

1.	285	Chase Pratt	2002
2.	261	D.J. Jones	2015
3.	234	Patrick Weaver	2006

PUNT RETURN TDS

1.	2	D.J. Jones	2015
2.	1	Four Tied	

TOTAL TACKLES

1.	122	Charles Thomas (34-88)	2004
2.	107	Ruzell McCoy (68-39)	2008
3.	104	Conner Bays (54-50)	2015
4.	103	Charles Thomas (36-67)	2003

PASSES DEFENDED

1.	21	Trevon Hartfield	2015
2.	16	Kevin Joseph	2014
3.	14	Clarence Laster	2011
4.	13	Courtney Williams	2002

SWOSU IN THE GAC RANKINGS

TEAM RANKINGS

- Scoring Offense: 5th (33.4 ppg)
- Scoring Defense: 3rd (20.6 ppg)
- Total Offense: 7th (391.3 ypg)
- Total Defense: 4th (347.2 ypg)
- Rushing Offense: 8th (152.4 ypg)
- Rushing Defense: 4th (153.6 ypg)
- Pass Offense: 6th (238.9 ypg)
- Pass Defense: 5th (193.6 ypg)
- Kickoff Returns: 3rd (23.9 yards/return)
- Punt Returns: 1st (19.7 yards/return)
- Interceptions: 6th (12)
- Punting: 9th (31.8 yards/punt)
- Field Goals: 10th (4-for-10)
- PAT Kicking: 6th (42-for-44)
- Sacks By: 9th (17)
- Sacks Against: 2nd (12)
- First Downs: 8th (20.3/game)
- 3rd-Down Conversions: 8th (64-for-156, 41.0%)
- 4th-Down Conversions: 2nd (15-for-26, 57.7%)
- Penalties: 5th (68.8 ypg)
- Time of Possession: 12th (27:21/game)
- Turnover Margin: T-2nd (+7)

INDIVIDUAL RANKINGS

Kartrell Henderson

- Rushing: 10th (60.3 ypg)
- Rushing TDs: 3rd (9)
- Scoring: 9th (66 points)

Marc Evans

- Passing Average: 4th (271.9 ypg)
- Passing TDs: 4th (21)
- Completion Pct: 6th (55.5%)
- Total Offense: 5th (267.1 ypg)

D.J. Jones

- Receiving Yards: 3rd (70.0 ypg)
- All-Purpose Yards: 1st (145.4 ypg)

Conner Bays

- Tackles: 2nd (104)

Collier Ward

- Sacks: 7th (5.0)

Clinton Horn

- Sacks: 9th (4.0)

Trevon Hartfield

- Passes Defended: 1st (21)
- Interceptions: T-4th (4)
- Fumbles Forced: T-7th (2)

Tyler George

- Fumbles Recovered: T-6th (2)

Single-Game Milestones

10+ Tackles

Conner Bays (7)	
vs. Ouachita Baptist, 9/19/15	14
at Arkansas Tech, 11/7/15	14
at Southern Arkansas, 9/5/15	13
at Southeastern, 10/3/15	12
at Henderson State, 9/26/15	11
at East Central, 10/25/14	10
vs. East Central, 10/10/15	10

Tyler George (5)

at Southern Nazarene, 11/1/14	16
at Arkansas Tech, 11/7/15	13
at Southeastern Okla., 10/20/12	10
at Southern Arkansas, 9/21/13	10
at Southern Arkansas, 9/5/15	10

Tanner Thompson (4)

at Southern Nazarene, 11/1/14	16
at Southern Arkansas, 9/5/15	13
vs. Southeastern, 10/18/14	12
vs. Southern Arkansas, 9/20/14	11

Kapena Olsen (4)

at Ouachita Baptist, 10/4/14	12
vs. Henderson State, 10/11/14	10
at Southern Arkansas, 9/5/15	10
at Arkansas Tech, 11/7/15	10

Michael Adefolarin (1)

at Southeastern, 10/3/15	11
--------------------------	----

Trevon Hartfield (1)

at Arkansas Tech, 11/7/15	10
---------------------------	----

Austin Loomis (1)

at East Central, 10/25/14	12
---------------------------	----

Gentry Rogers (1)

at Arkansas Tech, 11/7/15	12
---------------------------	----

300-Yard Passing Games

Marc Evans (4)	
vs. East Central, 10/10/15	369
vs. Ouachita Baptist, 9/19/15	365
vs. Arkansas-Monticello, 9/12/15	331
vs. Southern Nazarene, 10/17/15	325

100-Yard Rushing Games

Kedron Banks (1)	
vs. Southern Nazarene, 10/17/15	144
Kartrell Henderson (1)	
vs. Ouachita Baptist, 9/19/15	152
Kenneth Martey (1)	
vs. Harding, 10/31/15	106

100-Yard Receiving Games

D.J. Jones (2)	
vs. East Central, 10/10/15	127
vs. Arkansas-Monticello, 9/12/15	116

3+ Passing Touchdowns

Marc Evans (6)	
vs. Ouachita Baptist, 9/19/15	4
at Southern Arkansas, 9/5/15	3
vs. Arkansas-Monticello, 9/5/15	3
vs. East Central, 10/10/15	3
vs. Southern Nazarene, 10/17/15	3
at Arkansas Tech, 11/7/15	3

2+ Rushing Touchdowns

Kartrell Henderson (3)	
vs. Arkansas-Monticello, 9/12/15	2
vs. Ouachita Baptist, 9/19/15	2
vs. Southern Nazarene, 10/17/15	2

Kenneth Martey (2)

vs. Arkansas-Monticello, 9/12/15	2
at Oklahoma Baptist, 10/24/15	2

Kedron Banks (1)

vs. Southern Nazarene, 10/17/15	3
---------------------------------	---

Matt Farris (1)

at Northwestern Okla., 11/16/13	2
---------------------------------	---

Cameron Nix (1)

vs. Southeastern, 10/18/14	2
----------------------------	---

2+ Receiving Touchdowns

D.J. Jones (2)	
vs. Arkansas-Monticello, 9/12/15	2
vs. Southern Nazarene, 10/17/15	2
JR Omigie (1)	
vs. Ouachita Baptist, 9/19/15	2
Derrick Styles (1)	
at Southern Arkansas, 9/5/15	2

2015 BULLDOG FOOTBALL GAME NOTES • GAME 11 AT NORTHWESTERN OKLA.

NORTHWESTERN OKLA. DEPTH CHART

OFFENSE

RT	50	Kervin Brown	R-So.	6-4	299	San Antonio, Texas
	74	Kenny Stewart	Sr.	6-4	323	Yalee, Fla.
RG	75	Stefan Simpson	Sr.	6-3	315	Frederick, Okla.
	78	Henry Hornsby	Jr.			Guthrie, Okla.
C	77	Austin Maly	Sr.	6-4	300	Edmond, Okla.
	55	Matt McGrew	Jr.			Arkansas City, Kan.
LG	79	Jonte Berry	Sr.	6-5	320	Missouri City, Texas
	66	Philip Romano	Sr.	6-0	285	West Covina, Calif.
LT	57	Scott Batchelder	Jr.	6-4	240	Orland, Calif.
	76	Kerry Washington	Jr.			Wichita, Kan.
QB	8	Reid Miller	Jr.	6-3	220	Pampa, Texas
	7	Ty Hooper	So.	5-10	181	Alva, Okla.
RB	31	Zachry Doyle	Sr.	5-6	172	Savannah, Okla.
	10	Janari Glover	So.	5-8	175	Oklahoma City, Okla.
TE	24	Justin Schanbacher	Sr.	6-2	215	Cherokee, Okla.
	27	Riley Hess	So.	6-3	200	Alva, Okla.
WR	22	Justin Lord	Sr.	5-8	181	Augusta, Ga.
	5	Kale Hixon	Fr.			Woodward, Okla.
WR	80	Jeson Jeanty	Jr.	5-11	170	Florida City, Fla.
	19	Tamarick Courtney	R-So.	6-1	180	Lubbock, Texas
WR	27	Riley Hess	So.	6-3	200	Alva, Okla.
	83	Lorenzo Rosario	Fr.			Sachse, Texas

DEFENSE

DE	4	Theodis Williams	Jr.	6-6	250	Arcola, Texas
	53	Derrick Thompson	Sr.	6-3	226	Houston, Texas
NG	94	Tyler Trussell	Fr.			Athens, Texas
	73	Cole Cronin	So.			Coldwater, Kan.
DT	54	Jacoby Beasley	Jr.	6-1	280	Dallas, Texas
	51	Mickal Arvie	So.			Euless, Texas
DE	9	Joby Saint Fleur	Jr.	6-5	245	Winter Haven, Fla.
	3	Rayfield Smith	R-Jr.			Chicago, Ill.
MLB	41	Brandon Cannon	Sr.	6-0	230	Auburn, Ala.
	39	Kyler Ferguson	R-Fr.	5-10	203	Woodward, Okla.
WLB	40	Devin Peyton	R-So.	6-1	205	Perkins, Okla.
	46	Manuel Gallo	So.	5-10	185	Miami, Fla.
CB	25	Jordan Norris	Jr.	5-11	150	Garland, Texas
	21	Reggie Winfield	Jr.	5-11	190	Wichita, Kan.
FS	26	Shane Collins	R-So.	5-11	170	Elmore City, Okla.
	14	Doc Harvey	Fr.			Seminole, Okla.
SS	15	Rontez Smith	Sr.	6-1	197	Oklahoma City, Okla.
	13	Teofilio Freeman	So.	5-10	180	Fresno, Calif.
WS	33	Chris Ladd	Sr.	5-9	174	Broken Arrow, Okla.
	17	Austin Hawkins	R-Fr.			Houston, Texas
CB	20	Erick Cook	Fr.			Pensacola, Fla.
	34	Caden Gacek	Jr.	6-0	185	Bixby, Okla.

SPECIAL TEAMS

K	16	Will Hawkins	Sr.	6-1	210	California City, Calif.
LS	97	Caleb Longest	R-So.	6-2	230	Duncan, Okla.
P	16	Will Hawkins	Sr.	6-1	210	California City, Calif.

SWOSU DEPTH CHART

OFFENSE

WR	11	Carlos Smith	6-3	185	Sr.	Louisville, Ky.
	87	Derrick Styles	6-3	185	So.	Arlington, Texas
WR	2	DJ Jones	5-7	155	Jr.	Oakland, Calif.
	3	Teverick Boyd	5-8	165	Sr.	Dallas, Texas
LT	74	Garrett Luke	6-3	285	So.	Willis, Texas
	76	Brandon Roe	6-3	285	R-Fr.	Choctaw, Okla.
LG	76	Brandon Roe	6-3	285	R-Fr.	Choctaw, Okla.
	71	Chase Snyder	6-3	295	R-Fr.	Arlington, Texas
C	65	Zach Britton	6-2	290	R-So.	Keller, Texas
	56	Justin Bigelow	6-0	275	R-Fr.	Denison, Texas
RG	73	Kevin Blessing	6-2	310	So.	Flower Mound, Texas
	72	Marcus Burk	6-4	330	Jr.	Amarillo, Texas
RT	79	Kaleb Prough	6-3	275	So.	Edmond, Okla.
	61	Connor O'Neil	6-1	275	R-Fr.	Trophy Club, Texas
TE	88	Collin Bricker	6-3	235	Jr.	Piedmont, Okla.
	81	Dylan Power	6-5	225	Jr.	North Las Vegas, Nev.
RB	25	Karltrrell Henderson	5-11	205	So.	Moore, Okla.
	24	Kenneth Martey	6-0	210	Jr.	San Diego, Calif.
QB	12	Marc Evans	6-3	220	Jr.	Ventura, Calif.
	15	Brooks Robertson	6-2	220	So.	Roland, Okla.
WR	8	JR Omigie	6-2	175	R-Fr.	Arlington, Texas
	84	Chasen Starnes	6-4	210	R-So.	Boyd, Texas

DEFENSE

DE	43	Jake Doyle	6-2	230	Sr.	Yukon, Okla.
	96	Dustin Johnson	6-3	235	So.	Taylor, Texas
NG	95	George Woods	5-11	300	Jr.	Houston, Texas
	75	Zakeius Clerk	6-1	305	So.	Desoto, Texas
DT	55	Clinton Horn	6-0	285	Jr.	Ft. Cobb, Okla.
	97	Dejai Johnson	5-11	260	Fr.	Midwest City, Okla.
DE	31	Collier Ward	6-2	225	Sr.	Bedford, Texas
	41	Zac Maynard	6-1	230	Sr.	Davis, Okla.
Dawg	48	Tanner Thompson	5-11	215	Sr.	Cache, Okla.
	18	Michael Adefolarin	5-10	200	Jr.	Mansfield, Texas
LB	46	Tyler George	6-1	215	Sr.	Altus, Okla.
	36	Julian Cole	6-1	220	Jr.	Kansas City, Kan.
LB	54	Austin Loomis	6-1	235	So.	Edmond, Okla.
	37	Gentry Rogers	5-11	230	Jr.	Rockwall, Texas
CB	1	Trevon Hartfield	6-2	195	Sr.	Watonga, Okla.
	27	Quinton Gale	5-11	175	R-Fr.	Arlington, Texas
SS	34	Conner Bays	6-0	175	Jr.	Edmond, Okla.
	13	Lee Pigrum	6-2	205	Sr.	Lawton, Okla.
FS	21	Kapena Olsen	6-0	180	Sr.	Orange, Calif.
	10	Cameron Nix	6-1	185	Jr.	Carnegie, Okla.
CB	17	Ja'Vaughn Mitchell	6-1	205	Sr.	Baltimore, Md.
	23	Adrian Miles	5-8	155	Sr.	Tulsa, Okla.

SPECIAL TEAMS

K	9	Tyler Peterson	5-11	175	Jr.	Stockton, Kan.
P	26	Dalton Jackson	5-11	165	So.	Willis, Texas
LS	47	Zach Moore	6-0	220	R-Fr.	Kingfisher, Okla.
KR	2	DJ Jones	5-7	155	Jr.	Oakland, Calif.
	1	Trevon Hartfield	6-2	195	Sr.	Watonga, Okla.
PR	2	DJ Jones	5-7	155	Jr.	Oakland, Calif.
H	3	Teverick Boyd	5-8	165	Sr.	Dallas, Texas



HEAD COACH DAN COCANNOUER

SWOSU alum Dan Cocannouer enters his seventh season as the head coach of the Southwestern Oklahoma State University football team in 2015. He returned home to lead his alma mater in 2009 following a long, successful high school career and he will begin his seventh season with a record of 21-43, which includes an 18-30 record in conference games.

Cocannouer led the Bulldogs to a 6-5 record and fourth-place finish in the Great American Conference in 2013, the program's first winning since 2007, but slipped back to 3-7 in 2014. Cocannouer is currently tied for seventh in career wins at SWOSU with Joe Milam (1926-31), nine shy of the next coach on the list. He bettered the Bulldogs win-loss total in each of his first three seasons, improving his team from 1-10 in his inaugural season to 5-6 in 2011, their first season in the GAC.

The resume for Cocannouer added another significant honor as he was inducted into the Oklahoma Coaches Association (OCA) Hall of Fame as part of the Class of 2015. He was one of 13 inductees from across the state of Oklahoma to be selected for induction following his storied coaching career at the prep level.

The 2014 season was highlighted by the All-American season of senior defensive tackle Devin Benton, who was named the GAC Defensive Player of the Year and Super Region 3 Defensive Player of the Year by one outlet after a dominating and record-setting season. He became the fourth All-American coached by Cocannouer at SWOSU as he earned consensus honors with four different honors, including first team selections from Beyond Sports Network and Don Hansen, a second team choice by Daktronics and an honorable mention pick by D2Football.com

With seven players earning All-Great American Conference honors in 2014, SWOSU has now had 28 all-conference honorees in the four-year history of the conference. Benton is also leading that list as the only four-time all-conference selection in the brief history of the league.

Prior to coming back to SWOSU, Cocannouer had spent 25 seasons as a high school head coach in the state of Oklahoma, establishing a reputation as one of the most prominent and well-respected coaching leaders in the state. He came to SWOSU after eight years at Edmond Santa Fe High School where he compiled a 70-26 record (.729 winning percentage) and led the Wolves to the Class 6A finals in 2003.

His other high school stops included lead high school programs at John Marshall, Chandler, Alva, Pauls Valley and Walters High Schools. All total, he has coached more than 36 years, including the last 30 as a head coach. He led five different schools to the state playoffs and served on the Oklahoma Football Coaches Association (OFCA) Advisory Board for several years and he is a past President of the Oklahoma Coaches Association (OCA) and the OFCA. With his prep success came the opportunity to coach numerous all-star games, including the Oklahoma All-State game (1988), Jim Thorpe Classic (2000,2002), Oil Bowl (1997-98) and Enid Shriner All-Star Game (1992-96).

Cocannouer played at SWOSU from 1974-77 under legendary head coach Otis Delaporte, helping the Bulldogs to conference titles in 1974 and 1977. He was a senior leader on the Bulldog team that won a school-record 11 games and finished as the NAIA National Runner-up in 1977 after playing in the Apple Bowl at the Seattle Kingdome. By returning to lead his alma mater, he became the first SWOSU graduate to lead the Bulldogs since Joe Metcalf did the same from 1952-57.

Cocannouer holds two degrees from SWOSU. He earned a bachelor's degree in Health and Physical Education in 1978 before serving as a graduate assistant for the Bulldog football team while until he earned a master's degree in Education in 1983. He also later obtained a secondary administrative certificate from Northwestern Oklahoma State in 1996.

Dan is a native of Tuttle, Oklahoma. The Cocannouer family lost their beloved wife and mother, Jeri Lyn, in early August 2015. She now has the best seat in all stadiums to cheer on the Bulldogs! They have two adult daughters and son-in-laws Cory and Janie Pence of Weatherford, and Colton and Josie Blackburn of Edmond.

Year-by-Year Results					
Year	Overall		Conference		Result
	Won	Lost	Won	Lost	
2009	1	10	1	4	5th LSC
2010	3	8	3	3	T-3rd LSC
2011	5	6	3	5	7th GAC
2012	3	7	2	6	T-7th GAC
2013	6	5	6	5	T-4th GAC
2014	3	7	3	7	T-7th GAC
2015	7	3	7	3	
6+ Seasons	28	46	25	33	(.378)

Cocannouer vs. Opponents

Team	Record	Last
Abilene Christian	0-1	2010
Angelo State	0-1	2009
Arkansas-Monticello	3-2	2015
Arkansas Tech	4-1	2015
Central Oklahoma.....	2-1	2011
East Central.....	3-4	2015
Eastern New Mexico.....	1-1	2010
Emporia State.....	0-2	2010
Harding.....	2-3	2015
Henderson State.....	1-4	2015
Midwestern State.....	0-1	2010
Northeastern State	0-3	2011
Northwestern Okla.....	2-1	2014
Oklahoma Baptist.....	1-0	2015
Ouachita Baptist.....	1-4	2015
Panhandle State.....	0-1	2009
Southern Arkansas	1-4	2015
Southern Nazarene	4-0	2015
Southeastern Okla.....	2-5	2015
Stephen F. Austin.....	0-1	2012
Tarleton State	0-2	2013
Texas A&M-Commerce	1-1	2010
Texas A&M-Kingsville	0-1	2010
West Texas A&M	0-2	2010

2015 BULLDOG FOOTBALL ROSTER

No	Name	Pos.	#	Name	Pos.	Ht.	Wt.	Yr.	Hometown (Previous School)
18	Michael Adefolarin	DB	1	Trevon Hartfield	DB	6-2	195	Sr.	Watonga, Okla. (Southern Nazarene)
4	Klark Ashmore	QB	2	D.J. Jones	WR	5-7	155	Jr.	Oakland, Calif. (Menlo (Calif.) College)
93	Jakeldon Babers	DL	3	Teverick Boyd	WR	5-8	155	Sr.	Dallas, Texas (Life School)
20	Kedron Banks	RB	4	Klark Ashmore	QB	6-1	205	So.	Wellington, Texas (Wellington HS)
34	Conner Bays	DB	5	Matt Farris	RB	6-0	215	Jr.	Ringling, Okla. (Ringling HS)
	Kevin Bell	WR	6	Casey Freeman	QB	6-2	195	Fr.	Newcastle, Okla. (Newcastle HS)
78	Tate Beuthien	OL	7	Trevin Kelley	WR	5-11	175	Jr.	Shrewsbury, Mass. (Gavilan (Calif.) College)
56	Justin Bigelow	OL	8	JR Omigie	WR	6-0	175	R-Fr.	Arlington, Texas (Martin HS)
73	Kevin Blessing	OL	9	Tyler Peterson	K/P	5-11	175	Jr.	Stockton, Kan. (Garden City (Kan.) CC)
35	Dominic Blue	DB	10	Cameron Nix	DB	6-1	185	Jr.	Carnegie, Okla. (Carnegie HS)
80	Qwoy Blunt	WR	11	Carlos Smith	WR	6-3	185	Sr.	Louisville, Ky. (Merced (Calif.) College)
3	Teverick Boyd	WR	12	Marc Evans	QB	6-3	220	Jr.	Ventura, Calif. (Ventura (Calif.) College)
88	Collin Bricker	TE	13	Lee Pigrum	DB	6-2	195	Sr.	Lawton, Okla. (Lawton HS)
68	Elijah Britton	OL	14	Hunter Dinkines	WR	6-1	180	Jr.	Edmond, Okla. (Deer Creek HS)
65	Zach Britton	OL	15	Brooks Robertson	QB	6-2	220	So.	Roland, Okla. (Central Oklahoma)
28	K.C. Brown	DB	16	Michael Perez	K	6-0	165	R-So.	Altus, Okla. (Altus HS)
59	Colten Buie	DL	17	Ja'Vaughn Mitchell	DB	6-1	205	Sr.	Baltimore, Md. (Hartnell (Calif.) College)
72	Marcus Burk	OL	18	Michael Adefolarin	DB	5-10	200	Jr.	Mansfield, Texas (Timberview HS)
60	Nathan Butler	OL	19	Jalen Gilbert	DB	6-0	185	Jr.	Copperas Cove, Texas (Copperas Cove HS)
62	Landen Carson	OL	20	Kedron Banks	RB	5-9	180	So.	Richardson, Texas (Proctor Academy)
75	Zakeius Clerk	DL	21	Kapena Olsen	DB	6-0	180	Sr.	Orange, Calif. (Golden West (Calif.) College)
77	Tristyn Close	OL	22	Terry Gilbreath	RB	5-9	185	R-Fr.	Wellington, Texas (Wellington HS)
36	Julian Cole	LB	23	Adrian Miles	DB	5-8	155	Sr.	Tulsa, Okla. (Southern Nazarene)
	Jeremy Collins	WR	24	Kenneth Martey	RB	6-0	210	Jr.	San Diego, Calif. (Menlo (Calif.) College)
92	Jeremy Cox	DL	25	Kartrell Henderson	RB	5-11	205	So.	Moore, Okla. (Southmoore HS)
52	Malcolm Davis	LB	26	Talo Pascal	RB	5-8	175	Sr.	Arlington, Texas (Minnesota-Crookston)
57	A.J. Dawson	DL	27	Quinton Gale	DB	5-11	175	R-Fr.	Arlington, Texas (Seguin HS)
29	Daylan Dial	DB	28	K.C. Brown	DB	5-10	175	Fr.	Frisco, Texas (Frisco Heritage HS)
14	Hunter Dinkines	WR	29	Daylan Dial	DB	6-0	205	So.	Frisco, Texas (Frisco Heritage HS)
83	Marcellous Dowell	WR	30	Gene Gilbert	DB	5-9	175	Sr.	Copperas Cove, Texas (Copperas Cove HS)
43	Jake Doyle	DL	31	Collier Ward	DL	6-2	225	Sr.	Bedford, Texas (L.D. Bell HS)
	Trent Dunaway	QB	32	Jamarion Rose	DB	6-2	190	So.	Waxahatchie, Texas (Waxahatchie HS)
12	Marc Evans	QB	33	Somali Smith	DB	5-10	175	Jr.	Birmingham, Ala. (Iowa Central CC)
5	Matt Farris	RB	34	Conner Bays	DB	6-0	190	Jr.	Edmond, Okla. (Santa Fe HS)
44	Zach Finley	LB	35	Dominic Blue	DB	6-1	210	R-Fr.	Roland, Okla. (Muldrow HS)
99	Tyler Follis	DL	36	Julian Cole	LB	6-1	220	Jr.	Kansas City, Kan. (Fort Scott (Kan.) CC)
	Jordan Fredrickson	DB	37	Gentry Rogers	LB	5-11	230	Jr.	Rockwall, Texas (Heath HS)
6	Casey Freeman	QB	38	Skye Singleton	DB	6-1	185	Fr.	Fort Worth, Texas (Arlington Heights HS)
27	Quinton Gale	DB	39	Gerald White	DB	5-8	165	Fr.	Tipton, Okla. (Tipton HS)
45	Corey Ganz	TE	40	Nick Yates	DB	5-9	170	Fr.	Marlow, Okla. (Marlow HS)
	Bo Garver	DB	41	Zac Maynard	DL	6-1	230	Sr.	Davis, Okla. (Northeastern Oklahoma A&M)
46	Tyler George	LB	42	Colton Wright	LB	6-1	215	R-Fr.	Tahlequah, Okla. (Tahlequah HS)
30	Gene Gilbert	DB	43	Jake Doyle	DL	6-2	230	Sr.	Yukon, Okla. (Yukon HS)
19	Jalen Gilbert	DB	44	Zach Finley	LB	6-1	230	Fr.	Wolfforth, Texas (Frenship HS)
22	Terry Gilbreath	RB	45	Corey Ganz	TE	6-6	245	Fr.	Enid, Okla. (Enid HS)
98	Joe Gonzales	DL	46	Tyler George	LB	6-1	215	Sr.	Altus, Okla. (Altus HS)
67	Noah Gregory	DL	47	Zach Moore	LS	6-0	220	R-Fr.	Kingfisher, Okla. (Kingfisher HS)
	Spencer Grider	TE	48	Tanner Thompson	LB	5-11	215	Sr.	Cache, Okla. (Cache HS)
1	Trevon Hartfield	DB	49	Clay Wilkerson	LB	5-10	195	R-Fr.	Rockwall, Texas (Heath HS)
	Jelani Heath	DB	50	Johnson Miller	LB	5-11	215	Fr.	Bethany, Okla. (Oklahoma City Legion)
25	Kartrell Henderson	RB	52	Malcolm Davis	LB	6-3	200	Fr.	Fort Worth, Texas (Brewer HS)
91	Jordan Hill	DL	54	Austin Loomis	LB	6-1	235	So.	Edmond, Okla. (Deer Creek HS)
64	Ke'Dric Holloway	DL	55	Clinton Horn	DL	6-0	285	Jr.	Ft. Cobb, Okla. (Carnegie HS)
55	Clinton Horn	DL	56	Justin Bigelow	OL	6-0	275	R-Fr.	Denison, Texas (Denison HS)
	Dalton Jackson	K/P	57	A.J. Dawson	DL	6-2	245	Fr.	Frisco, Texas (Heritage HS)
97	Dejai Johnson	DL	58	Andre Matthews	OL	6-1	300	So.	Camden, N.J. (Menlo (Calif.) College)
			59	Colten Buie	DL	6-3	275	Fr.	San Angelo, Texas (Christoval HS)
			60	Nathan Butler	OL	6-2	295	Sr.	Southlake, Texas (Abilene Christian)
			61	Connor O'Neil	OL	6-1	275	R-Fr.	Trophy Club, Texas (Byron Nelson HS)
			62	Landen Carson	OL	6-0	310	Sr.	Midwest City, Okla. (Midwest City HS)
			64	Ke'Dric Holloway	DL	6-3	260	Fr.	Fort Worth, Texas (Chisholm Trail HS)
			65	Zach Britton	OL	6-2	290	Jr.	Keller, Texas (Northwestern State)
			66	Brandon Rolin	DL	6-2	280	Fr.	Purcell, Okla. (Purcell HS)

2015 BULLDOG FOOTBALL ROSTER

#	Name	Pos.	Ht.	Wt.	Yr.	Hometown (Previous School)
67	Noah Gregory	DL	6-3	245	Fr.	Thomas, Okla. (Thomas HS)
68	Elijah Britton	OL	6-5	335	Fr.	Keller, Texas (Keller Central HS)
69	Ace McMahan	OL	6-0	275	R-Fr.	Ringling, Okla. (Ringling HS)
70	Brent Williams	OL	6-6	315	Jr.	San Diego, Calif. (Grossmont (Calif.) College)
71	Chase Snyder	OL	6-3	295	R-Fr.	Arlington, Texas (Mansfield Summit HS)
72	Marcus Burk	OL	6-4	330	Jr.	Amarillo, Texas (Randall HS)
73	Kevin Blessing	OL	6-2	310	So.	Flower Mound, Texas (Marcus HS)
74	Garrett Luke	OL	6-3	285	So.	Willis, Texas (Willis HS)
75	Zakeius Clerk	DL	6-1	305	So.	Desoto, Texas (Red Oak HS)
76	Brandon Roe	OL	6-3	285	R-Fr.	Choctaw, Okla. (Choctaw HS)
77	Tristyn Close	OL	6-7	385	Fr.	Stroud, Okla. (Stroud HS)
78	Tate Beuthien	OL	6-4	300	Fr.	Era, Texas (Era HS)
79	Kaleb Prough	OL	6-3	275	So.	Edmond, Okla. (Edmond North HS)
80	Qwoy Blunt	WR	5-10	185	R-Fr.	Killeen, Texas (Shoemaker HS)
81	Dylan Power	TE	6-5	225	Jr.	North Las Vegas, Nev. (Menlo (Calif.) College)
82	Kwame Tate	WR	5-8	195	Jr.	Elgin, Okla. (Central Oklahoma)
83	Marcellous Dowell	WR	6-3	185	Fr.	Cache, Okla. (Cache HS)
84	Chasen Starnes	WR	6-4	210	R-So.	Boyd, Texas (Boyd HS)
85	Marcus Mosi	TE	6-3	265	Jr.	San Lorenzo, Calif. (Menlo (Calif.) College)
86	Jarech Page	TE	6-2	210	So.	Edmond, Okla. (Edmond North HS)
87	Derrick Styles	WR	6-3	185	So.	Arlington, Texas (Mansfield Summit HS)
88	Collin Bricker	TE	6-3	235	Jr.	Piedmont, Okla. (Piedmont HS)
90	Tyreik Lusk	DL	6-2	235	Fr.	Arlington, Texas (The Colony HS)
91	Jordan Hill	DL	6-2	260	R-Fr.	Rockwall, Texas (Heath HS)
92	Jeremy Cox	DL	6-1	235	Fr.	Edmond, Okla. (Santa Fe HS)
93	Jakeldon Babers	DL	6-1	220	So.	Frisco, Texas (Frisco Heritage HS)
94	Bailey McKay	DL	6-0	245	R-Fr.	Claremore, Okla. (Sequoyah HS)
95	George Woods	DL	5-11	300	Jr.	Houston, Texas (Abilene Christian)
96	Dustin Johnson	DL	6-3	235	So.	Taylor, Texas (Taylor HS)
97	Dejai Johnson	DL	5-11	260	Fr.	Midwest City, Okla. (Midwest City HS)
98	Joe Gonzales	DL	5-10	270	R-Fr.	Justin, Texas (Northwest HS)
99	Tyler Follis	DL	6-2	320	So.	Edmond, Okla. (Deer Creek HS)
	Kevin Bell	WR	5-11	185	Fr.	Duncanville, Texas (Duncanville HS)
	Jeremy Collins	WR	5-8	165	Fr.	Schertz, Texas (Clemens HS)
	Trent Dunaway	QB	6-3	220	Fr.	Thomas, Okla. (Thomas HS)
	Jordan Fredrickson	DB	6-2	210	Fr.	Harrah, Okla. (Harrah HS)
	Bo Garver	DB	6-0	185	Fr.	Norman, Okla. (Norman North HS)
	Spencer Grider	TE	6-1	230	Fr.	Lewisville, Texas (Lewisville HS)
	Jelani Heath	DB	5-11	165	Fr.	Carrollton, Texas (Hebron HS)
	Dalton Jackson	K/P	5-11	165	So.	Willis, Texas (Willis HS)
	Joel Kabongo	DB	5-10	195	Fr.	Trophy Club, Texas (Byron Nelson HS)
	Ryan Lemmons	DB	6-0	205	Fr.	Cedar Park, Texas (Cedar Park HS)
	Tyler Marr	QB	6-3	195	Fr.	Beggs, Okla. (Beggs HS)
	Alex Ramirez	TE	6-2	220	Fr.	Fort Worth, Texas (Brewer HS)
	Braden Sweet	DB	5-10	190	Fr.	Perry, Okla. (Perry HS)
	Justin Tharp	K/P	5-8	175	So.	Custer, Okla. (Thomas HS)
	Jailand Thompson	DB	6-0	170	Fr.	The Colony, Texas (The Colony HS)
	Keaton White	WR	6-2	180	Fr.	Frisco, Texas (Heritage HS)

No	Name	Pos.
96	Dustin Johnson	DL
2	D.J Jones	WR
	Joel Kabongo	DB
7	Trevin Kelley	WR
	Ryan Lemmons	DB
54	Austin Loomis	LB
74	Garrett Luke	OL
90	Tyreik Lusk	DL
	Tyler Marr	QB
24	Kenneth Martey	RB
58	Andre Matthews	OL
41	Zac Maynard	DL
64	Bailey McKay	DL
69	Ace McMahan	OL
23	Adrian Miles	DB
50	Johnson Miller	LB
17	Ja'Vaughn Mitchell	DB
47	Zach Moore	LS
85	Marcus Mosi	TE
10	Cameron Nix	DB
61	Connor O'Neil	OL
21	Kapena Olsen	DB
8	JR Omigie	WR
86	Jarech Page	TE
26	Talo Pascal	RB
16	Michael Perez	K
9	Tyler Peterson	K/P
13	Lee Pigrum	DB
81	Dylan Power	TE
79	Kaleb Prough	OL
	Alex Ramirez	TE
15	Brooks Robertson	QB
76	Brandon Roe	OL
37	Gentry Rogers	LB
66	Brandon Rolin	DL
32	Jamarion Rose	DB
38	Skye Singleton	DB
11	Carlos Smith	WR
33	Somali Smith	DB
71	Chase Snyder	OL
84	Chasen Starnes	WR
87	Derrick Styles	WR
	Braden Sweet	DB
82	Kwame Tate	WR
	Justin Tharp	K/P
	Jailand Thompson	DB
48	Tanner Thompson	LB
31	Collier Ward	DL
39	Gerald White	DB
	Keaton White	WR
57	Clay Wilkerson	LB
70	Brent Williams	OL
95	George Woods	DL
42	Colton Wright	LB
40	Nick Yates	DB

PRONUNCIATION GUIDE

No.	Name.....	Pronunciation	No.	Name.....	Pronunciation
18	Michael ADEFOLARIN.....	add-uh-foe-LAIR-in	17	JA'VAUGHN Mitchell.....	Juh-VON
80	QWOY Blunt	COY	85	Marcus MOSI	MOE-see
3	TEVERICK Boyd	TEV-rick	21	KAPENA Olsen	kuh-PEN-uh
59	Colten BUIE	BOO-E	8	JR OMIGIE	oh-ME-gee
75	ZAKEIUS Clerk.....	Zuh-KEY-us	86	JARECH Page.....	JARE-ick
64	KE'DRIC Holloway	KEY-drick	26	TALO PASCAL	TAL-oh PASS-cal
97	DEJAI Johnson	DEE-Jay	79	Kaleb PROUGH.....	PRO
24	Kenneth MARTEY	MAR-Tee			

The Last Time it Happened for SWOSU

400+ Passing Yards

Dustin Stenta (443) - Nov. 9, 2013 at Tarleton State

300-399 Passing Yards

Marc Evans (325) - Oct. 17, 2015 vs. Southern Nazarene

40+ Pass Attempts

Marc Evans (46) - Oct. 10, 2015 vs. East Central

4+ TD passes

Marc Evans (4) Sept. 19, 2015 vs. Ouachita Baptist

30+ Completions

Marc Evans (31) - Sept. 19, 2015 vs. Ouachita Baptist

200+ Rushing Yards

Aaron Wilson (289) - Nov. 3, 2012 vs. Arkansas-Monticello

150-199 Rushing Yards

Karltrill Henderson (152) - Sept. 19, 2015 vs. Ouachita Baptist

100-149 Rushing Yards

Kenneth Martey (106) - Oct. 31, 2015 vs. Harding

20+ Rushing Attempts

Kenneth Martey (25) - Oct. 31, 2015 vs. Harding

3+ Rushing TDs

Kedron Banks (3) - Oct. 17, 2015 vs. Southern Nazarene

Rush of 50+ Yards

Kedron Banks (60) - Oct. 17, 2015 vs. Southern Nazarene

200+ Receiving Yards

Danny Howard (248) - Oct. 29, 2005 at Northeastern State

150-199 Receiving Yards

Ryan Corbin (164) - Oct. 18, 2013 at Southeastern Oklahoma State

100-149 Receiving Yards

D.J. Jones (127) - Oct. 10, 2015 vs. East Central

10+ Receptions

Ryan Corbin (11) - Nov. 9, 2013 at Tarleton State

3+ Receiving Touchdowns

Ryan Corbin (3) - Oct. 18, 2013 at Southeastern Oklahoma State

50+ Yard Reception

DJ Jones from Marc Evans (54) - Nov. 7, 2015 at Arkansas Tech

3 Interceptions

Terrance Franklin - Sept. 15, 2012 vs. East Central

2 Interceptions

Trevon Hartfield - Nov. 7, 2015 at Arkansas Tech

Interception Returned for Touchdown

Conner Bays (41 yards) - Oct. 24, 2015 at Oklahoma Baptist

Fumble Returned for Touchdown

Brandon Wicks (43 yards) - Sept. 15, 2007 vs. Panhandle State

Greg Franklin (25 yards) - Sept 15, 2007 vs. Panhandle State

Safety Forced

Team (Blocked Punt by Tanner Thompson) - Sept. 5, 2015 at Southern Arkansas

20+ Tackles

Mark Patterson (22) - Sept. 9, 1997 at Eastern New Mexico

15-19 Tackles

Tyler George & Tanner Thompson (16) - Nov. 1, 2014 at Southern Nazarene

10-14 Tackles

Conner Bays (14) - Nov. 7, 2015 at Arkansas Tech

3+ Sacks

Jim O'Brien (3.0) - Sept. 22, 2012 at Southern Arkansas

5+ Tackles for Loss

Devin Benton (5.0) - Sept. 13, 2014 vs Arkansas Tech

Kick Return for Touchdown

Terrance Franklin (97 yards) - Oct. 18, 2013 at Southeastern Oklahoma State

Punt Return for Touchdown

D.J. Jones (69 yards) - Oct. 24, 2015 at Oklahoma Baptist

Punt Blocked

Daylan Dial (recovered by Dominic Blue for a touchdown) - Oct. 24, 2015 at Oklahoma Baptist

40+ Yard Field Goal

Colton Rainey (44) - Oct. 20, 2012 at Southeastern Oklahoma State

50+ Yard Field Goal

Scott Poole (53) - Oct. 18, 2003 at Southern Nazarene

3+ FGs in a Game


Colton Rainey (3) - Oct. 13, 2012 vs. Arkansas Tech

50+ Yard Punt

Michael Perez (67) - Nov. 7, 2015 at Arkansas Tech

Last Time vs Northwestern Oklahoma State

Game 10: Nov. 15, 2014, Weatherford, Okla. (Fast Lane Field, 2,109)

	Northwestern Oklahoma State	28
	SWOSU	6

Score by Quarters	1	2	3	4	Score
Northwestern Okla.	0	7	7	14	28
Southwestern Okla.	0	6	0	0	6

Team	Qtr	Time	Scoring play (Conversion)	NWOSU-SWOSU
SWOSU	2nd	01:13	Hodge 3 yd run (kick blocked)	0-6
NWOSU	2nd	00:05	Courtney 37 yd pass from Miller (Hawkins kick)	7-6
NWOSU	3rd	07:16	Gordon 32 yd pass from Miller (Hawkins kick)	14-6
NWOSU	4th	05:47	Schanbacher 64 yd pass from Miller (Hawkins kick)	21-6
NWOSU	4th	04:42	Morris 4 yd run (Hawkins kick)	28-6

	SWOSU	SNU
FIRST DOWNS	15	21
NET YARDS RUSHING	47	206
NET YARDS PASSING	265	152
TOTAL OFFENSE YARDS	312	358
Fumbles: Number-Lost	1-1	3-2
Penalties: Number-Yards	7-70	9-100
PUNTS-YARDS	8-289	7-191
KICKOFFS-YARDS	6-331	1-65
Punt returns: Number-Yards-TD	2--2-0	2-22-0
Kickoff returns: Number-Yds-TD	0-0-0	2-27-0
Interceptions: Number-Yds-TD	1-0-0	0-0-0
Fumble Returns: Number-Yds-TD	0-0-0	0-0-0
Miscellaneous Yards	28	15
Possession Time	28:00	32:00
Third-Down Conversions	5 of 15	6 of 18
Fourth-Down Conversions	0 of 1	0 of 4
Red-Zone Scores-Chances	1-3	1-2
Sacks By: Number-Yards	3-22	0-0
PAT Kicks	4-4	0-1
Field Goals	0-1	0-1
Points off turnovers	0	0

Rushing (No-Yds-TD)

NWOSU: Avery Morris, 12-20-1; Deshawn Gordon, 2-12-0; Reid Miller, 8-12-0; Zachary Doyle, 9-10-0

SWOSU: Karl Hodge, 28-180-1; Cameron Nix, 5-25-0; Matt Farris, 5-10-0

Passing (Comp-Att-Int, Yds-TD)

NWOSU: Reid Miller, 20-30-0, 245-3

SWOSU: Ryley Claborn, 14-36-1, 152-0

Receiving (Rec-Yds-TD)

NWOSU: T. Courtney, 7-92-1; Dashawn Gordon, 4-39-1; J. Schanbacher, 3-82-1; Micah Kee, 3-33-0; Avey Morris, 3-12-0

SWOSU: Collin Bricker, 6-63-0; Brad Smithey, 3-33-0; X'zavious Harrison, 2-24-0

Defense (Solo-Assist-Total)

NWOSU: Alex Hemberger, 7-13-20; Shane Collins, 5-5-10; Brandon Cannon, 3-6-9; Traveon Kelly, 4-2-6; David Boatright, 4-2-6; T. Williams, 3-3-6

SWOSU: Steven Townsley, 3-8-11; Austin Loomis, 0-9-9; Conner Bays, 5-3-8; Devin Benton, 3-3-6; Kale Sawatzky, 2-4-6

Team/Individual Statistics

Record:	Overall	Home	Away	Neutral
ALL GAMES	6-3-0	5-0-0	1-3-0	0-0-0
CONFERENCE	6-3-0	5-0-0	1-3-0	0-0-0

Date	Opponent	W/L	Score	Att.
*Sep 05, 2015	at Southern Arkansas	L	24-28	2874
*Sep 12, 2015	ARK.-MONTICELLO	W	50-20	2471
*Sep 19, 2015	#9 OUACHITA BAPTIST	W	58-38	2133
*Sep 26, 2015	at Henderson State	L	0-33	5300
*Oct 03, 2015	at Southeastern Okla.	L	0-8	3445
*Oct 10, 2015	EAST CENTRAL	W	38-31	3774
*Oct 17, 2015	SOUTHERN NAZARENE	W	73-7	2125
*Oct 24, 2015	at Okla. Baptist	W	42-14	3519
*Oct 31, 2015	HARDING	W	21-13	2763
*Nov 07, 2015	at Arkansas Tech	W	28-14	2892

TEAM STATISTICS	SWOSU	OPP
FIRST DOWNS	203	181
Rushing	75	77
Passing	101	88
Penalty	27	16
RUSHING YARDAGE	1524	1536
Rushing Attempts	356	412
Average Per Rush	4.3	3.7
Average Per Game	152.4	153.6
TDs Rushing	21	13
PASSING YARDAGE	2389	1936
Comp-Att-Int	197-357-8	171-330-12
Average Per Pass	6.7	5.9
Average Per Catch	12.1	11.3
Average Per Game	238.9	193.6
TDs Passing	21	10
TOTAL OFFENSE	3913	3472
Average Per Play	5.5	4.7
Average Per Game	391.3	347.2
KICK RETURNS: #-Yards	32-764	41-777
PUNT RETURNS: #-Yards	18-354	11-68
INT RETURNS: #-Yards	12-231	8-77
FUMBLES-LOST	8-3	11-6
PENALTIES-Yards	76-688	79-746
PUNTS-AVG	49-34.0	64-37.3
TIME OF POSSESSION/Game	27:21	32:39
3RD-DOWN Conversions	64/156	61/168
4TH-DOWN Conversions	15/26	8/23

RUSHING	GP	Att	Gain	Loss	Net	Avg	TD	Long	Avg/G
Karltrill Hende	10	147	633	30	603	4.1	9	60	60.3
Kenneth Martey	8	98	421	21	400	4.1	6	18	50.0
Kwame Tate	8	30	229	10	219	7.3	2	61	27.4
Kedron Banks	4	12	155	0	155	12.9	3	60	38.8
D.J Jones	10	9	86	0	86	9.6	0	40	8.6
Total.....	10	356	1712	188	1524	4.3	21	61	152.4

PASSING	G	Effic	Comp-Att-Int	Pct	Yds	TD	Lng	Avg/G
Marc Evans	8	134.55	167-301-7	55.5	2175	21	71	271.9
Brooks Robertso	4	83.59	30-55-1	54.5	214	0	19	53.5
Total.....	10	126.32	197-357-8	55.2	2389	21	71	238.9

RECEIVING	G	No.	Yds	Avg	TD	Long	Avg/G
D.J Jones	10	40	700	17.5	7	71	70.0
JR Omigie	10	29	252	8.7	3	50	25.2
Derrick Styles	8	20	327	16.4	6	44	40.9
Carlos Smith	9	20	284	14.2	2	47	31.6
Karltrill Hende	10	20	235	11.8	2	56	23.5
Collin Bricker	10	19	174	9.2	1	21	17.4

Teverick Boyd	10	12	153	12.8	0	39	15.3
Kenneth Martey	8	10	124	12.4	0	37	15.5
Kwame Tate	8	9	40	4.4	0	11	5.0
Dylan Power	10	8	46	5.8	0	15	4.6
Total.....	10	197	2389	12.1	21	71	238.9

FGs	FGM-FGA	Pct	01-19	20-29	30-39	40-49	50-99	Lg	Blk
Tyler Peterson	1-5	20.0	0-0	0-0	1-4	0-1	0-0	35	1
Michael Perez	1-2	50.0	0-0	1-2	0-0	0-0	0-0	21	0
Dalton Jackson	2-3	66.7	0-0	1-1	1-2	0-0	0-0	34	0

----- PATS -----									
SCORING	TD	FGs	Kick	Rush	Rcv	Pass	DXP	Saf	Pts
Karltrill Hende	11	0-0	0-0	0-0	0	0-0	0	0	66
D.J Jones	9	0-0	0-0	0-0	0	0-0	0	0	54
Derrick Styles	6	0-0	0-0	0-0	0	0-0	0	0	36
Kenneth Martey	6	0-0	0-0	0-0	0	0-0	0	0	36
Tyler Peterson	0	1-5	19-20	0-0	0	0-0	0	0	22
Dalton Jackson	0	2-3	15-15	0-0	0	0-0	0	0	21
JR Omigie	3	0-0	0-0	0-0	0	0-0	0	0	18
Kedron Banks	3	0-0	0-0	0-0	0	0-0	0	0	18
Carlos Smith	2	0-0	0-0	0-0	0	0-0	0	0	12
Kwame Tate	2	0-0	0-0	0-0	0	0-0	0	0	12
Michael Perez	0	1-2	8-9	0-0	0	0-0	0	0	11
Brooks Robertso	1	0-0	0-0	0-0	0	0-0	0	0	6
Conner Bays	1	0-0	0-0	0-0	0	0-0	0	0	6
Dominic Blue	1	0-0	0-0	0-0	0	0-0	0	0	6
Collin Bricker	1	0-0	0-0	0-0	0	0-0	0	0	6
Total.....	46	4-10	42-44	0-1	1	1-1	0	1	334

SCORE BY QUARTERS	1st	2nd	3rd	4th	OT	Total
Southwestern Okla.	51	104	73	106	--	334
Opponents	31	83	43	49	--	206

INTERCEPTIONS	No.	Yds	Avg	TD	Long
Trevon Hartfiel	4	75	18.8	0	37
Conner Bays	3	59	19.7	1	41
Kapena Olsen	2	52	26.0	0	52
Cameron Nix	1	0	0.0	0	0
Dominic Blue	1	45	45.0	0	45
Gentry Rogers	1	0	0.0	0	0
Total.....	12	231	19.2	1	52

KICK RETURNS	No.	Yds	Avg	TD	Long
D.J Jones	15	407	27.1	0	63
Trevon Hartfiel	9	252	28.0	0	87

PUNT RETURNS	No.	Yds	Avg	TD	Long
D.J Jones	13	261	20.1	2	69

ALL PURPOSE	G	Rush	Rec	PR	KOR	IR	Tot	Avg/G
D.J Jones	10	86	700	261	407	0	1454	145.4
Karltrill Hende	10	603	235	0	0	0	838	83.8
Kenneth Martey	8	400	124	0	19	0	543	67.9
Derrick Styles	8	0	327	0	0	0	327	40.9
Trevon Hartfiel	10	0	0	0	252	75	327	32.7
Total.....	10	1524	2389	354	764	231	5262	526.2

TOTAL OFFENSE	G	Plays	Rush	Pass	Total	Avg/G
Marc Evans	8	313	-38	2175	2137	267.1
Karltrill Hende	10	147	603	0	603	60.3
Kenneth Martey	8	98	400	0	400	50.0
Brooks Robertso	4	79	76	214	290	72.5
Kwame Tate	8	30	219	0	219	27.4
Total.....	10	713	1524	2389	3913	391.3

Defensive Statistics

	GP	Solo	Ast	Total	TFL/Yds	Sack-Yds	Int-Yds	BrUp	QBH	Rcv-Yds	FF	Kick	Saf
34	Conner Bays	10	54	50	104	5.5-9	.	3-59	6
21	Kapena Olsen	10	29	33	62	1.5-6	.	2-52	2
46	Tyler George	10	26	34	60	3.5-8	.	.	1	1	2-0	1	.
54	Austin Loomis	10	22	33	55	4.0-8	1.0-5	.	.	3	.	2	.
37	Gentry Rogers	10	23	29	52	2.0-2	.	1-0	.	1	1-0	.	.
1	Trevon Hartfiel	10	38	13	51	2.0-5	.	4-75	17	.	.	2	.
48	Tanner Thompson	9	17	27	44	4.5-10	.	.	1	1	.	.	1
43	Jake Doyle	10	14	22	36	3.5-5	.	.	2	3	1-0	.	.
31	Collier Ward	10	15	21	36	8.5-46	5.0-39	.	2	3	.	1	.
18	Michael Adefola	10	14	18	32	5.0-9	.	.	.	2	.	.	.
90	George Woods	10	17	12	29	4.0-16	2.0-13	1	.
55	Clinton Horn	9	15	14	29	5.5-21	4.0-17	.	.	1	1-0	.	.
17	Ja'Vaughn Mitch	10	17	10	27	.	.	.	3
42	Colton Wright	9	13	9	22	1.0-2	.	.	.	1	.	1	.
97	Dejai Johnson	10	10	10	20	2.5-9	1.0-7	.	.	1	.	.	.
36	Julian Cole	9	10	9	19	1.0-7	1.0-7	.	1
35	Dominic Blue	10	11	5	16	.	.	1-45
41	Zac Maynard	10	3	11	14	3.0-12	0.5-4	.	.	1	.	.	.
32	Jamarion Rose	6	4	7	11	1-0	.	.
10	Cameron Nix	10	5	5	10	0.5-7	.	1-0
49	Clay Wilkerson	9	4	4	8
23	Adrian Miles	7	4	3	7	.	.	.	3
96	Dustin Johnson	7	3	3	6	1.5-14	1.5-14
66	Brandon Rolin	7	4	1	5	1.0-1
94	Bailey McKay	7	2	3	5	1.0-4	1.0-4	1	.
75	Zakeius Clerk	10	1	4	5	0.5-1	.	.	.	1	.	.	.
27	Quinton Gale	10	1	3	4
74	Garrett Luke	10	3	.	3
38	Somali Smith	2	2	1	3
99	Tyler Follis	2	.	2	2
47	Zach Moore	9	2	.	2
3	Teverick Boyd	10	.	1	1	0.5-8
9	Tyler Peterson	10	.	1	1
60	Nathan Butler	6	1	.	1
16	Michael Perez	7	1	.	1
29	Daylan Dial	7	.	1	1	1	.
8	JR Omigie	10	1	.	1
79	Kaleb Prough	10	1	.	1
2	D.J Jones	10	.	1	1
13	Lee Pigrum	5	1	.	1	.	.	.	1
TM	TEAM	8	1	.	1	1
93	Jakeldon Babers	1	.	1	1
Total.....		10	389	401	790	62-210	17-113	12-231	39	19	6-0	8	3
Opponents.....		10	361	346	707	51.0-186	12-83	8-77	55	32	3-0	5	1

2015 BULLDOG FOOTBALL GAME NOTES • GAME 11 AT NORTHWESTERN OKLA.

SWOSU SCORING DRIVES

Opponent	Qtr	TD	FG	Player	Scoring Play	Plays	Yds	TOP
Southern Ark.	2	X		Derrick Styles	44-yd pass	1	44	0:10
Southern Ark.	3	X		Collin Bricker	14-yd pass	5	65	1:18
Southern Ark.	4	X		Derrick Styles	9-yd pass	11	45	4:00
Ark-Monticello	1	X		DJ Jones	71-yd pass	3	75	0:57
Ark-Monticello	1	X		DJ Jones	33-yd pass	4	75	0:56
Ark-Monticello	1	X		Kenneth Martey	13-yd run	10	67	3:52
Ark-Monticello	2	X		Derrick Styles	28-yd pass	5	62	1:46
Ark-Monticello	2		X	Tyler Peterson	35-yd FG	12	34	4:05
Ark-Monticello	3	X		Kenneth Martey	1-yd run	10	44	3:24
Ark-Monticello	4	X		K. Henderson	8-yd run	7	43	2:09
Ark-Monticello	4	X		K. Henderson	4-yd run	15	56	7:48
Ouachita	1	X		Kenneth Martey	2-yd run	4	13	1:18
Ouachita	2	X		K. Henderson	7-yd run	17	83	5:41
Ouachita	2	X		K. Henderson	38-yd pass	6	75	1:57
Ouachita	2	X		DJ Jones	41-yd pass	4	65	1:17
Ouachita	2	X		JR Omigie	50-yd pass	6	84	1:57
Ouachita	3		X	Michael Perez	21-yd FG	10	48	2:47
Ouachita	3	X		JR Omigie	6-yd pass	14	60	4:42
Ouachita	4	X		K. Henderson	60-yd run	4	80	2:16
Ouachita	4	X		Kwame Tate	34-yd run	4	47	2:19
East Central	1		X	Dalton Jackson	23-yd FG	7	78	1:58
East Central	2	X		DJ Jones	47-yd pass	3	51	1:19
East Central	3	X		Derrick Styles	34-yd pass	8	75	2:30
East Central	3	X		K. Henderson	56-yd pass	5	75	1:50
East Central	4	X		K. Henderson	3-yd run	12	86	3:59
East Central	4	X		Kwame Tate	4-yd run	4	80	1:47
Southern Naz	1	X		JR Omigie	6-yd pass	3	11	0:44
Southern Naz	1	X		DJ Jones	22-yd pass	1	22	0:07
Southern Naz	2	X		K. Henderson	15-yd run	8	87	2:49
Southern Naz	2	X		K. Henderson	9-yd run	5	63	1:25
Southern Naz	2		X	Dalton Jackson	34-yd FG	9	60	2:31
Southern Naz	3	X		DJ Jones	54-yd punt return	-	-	-
Southern Naz	3	X		DJ Jones	37-yd pass	3	43	1:01
Southern Naz	3	X		Kenneth Martey	1-yd run	9	42	3:23
Southern Naz	4	X		Kedron Banks	60-yd run	1	60	0:14
Southern Naz	4	X		Kedron Banks	56-yd run	1	56	0:12
Southern Naz	4	X		Kedron Banks	12-yd run	8	59	3:04
Okla. Baptist	1	X		B. Robertson	2-yd run	4	9	1:50
Okla. Baptist	2	X		Kenneth Martey	4-yd run	5	39	1:59
Okla. Baptist	2	X		Dominic Blue	17-yd blocked punt	-	-	-
Okla. Baptist	4	X		Conner Bays	41-yd INT return	-	-	-
Okla. Baptist	4	X		Kenneth Martey	1-yd run	12	75	5:10
Okla. Baptist	4	X		DJ Jones	69-yd punt return	-	-	-
Harding	2	X		Derrick Styles	3-yd pass	6	54	2:36
Harding	3	X		K. Henderson	4-yd run	10	64	3:24
Harding	4	X		Carlos Smith	14-yd pass	5	27	1:35
Ark. Tech	2	X		Carlos Smith	12-yd pass	7	60	1:36
Ark. Tech	2	X		K. Henderson	3-yd run	2	50	0:36
Ark. Tech	3	X		DJ Jones	54-yd pass	4	90	1:18
Ark. Tech	4	X		Derrick Styles	30-yd pass	7	44	1:19

OPPONENT SCORING DRIVES

Opponent	Qtr	TD	FG	Player	Scoring Play	Plays	Yds	TOP
Southern Ark.	2	X		Michael Nunnery	2-yd run	10	90	3:26
Southern Ark.	2	X		DeAndre Jenkins	7-yd run	14	77	4:48
Southern Ark.	3	X		Daven Reese	2-yd pass	13	75	4:29
Southern Ark.	3		X	Bradford Grems	22-yd FG	6	74	1:46
Southern Ark.	4	X		J. Weisheit	75-yd pass	1	75	0:15
Ark-Monticello	1	X		Trevon Smith	60-yd pass	3	55	0:20
Ark-Monticello	1	X		Trevon Smith	73-yd pass	2	75	0:53
Ark-Monticello	2		X	Jamie McGee	20-yd FG	14	80	6:46
Ark-Monticello	3		X	Jamie McGee	38-yd FG	14	54	5:35
Ouachita	1	X		KeVontae Pope	7-yd pass	13	75	5:54
Ouachita	2	X		Austin Warford	4-yd run	5	39	2:05
Ouachita	2		X	Cole Antley	29-yd FG	10	59	4:11
Ouachita	3	X		Donelle Hoof	11-yd run	6	43	2:19
Ouachita	4	X		Austin Warford	10-yd run	4	39	1:13
Ouachita	4	X		Donelle Hoof	1-yd run	9	44	2:37
Henderson	2	X		Jaquan Cole	72-yd run	3	90	1:23
Henderson	2	X		Jaquan Cole	11-yd pass	7	33	3:56
Henderson	2		X	Houston Ray	23-yd FG	9	35	3:06
Henderson	3		X	Houston Ray	36-yd FG	7	17	2:57
Henderson	4		X	Houston Ray	44-yd FG	11	27	5:26
Henderson	4		X	Houston Ray	34-yd FG	8	34	3:58
Henderson	4	X		Calen Peters	6-yd run	3	25	1:28
Southeastern	2		X	Joel Carlos	24-yd FG	12	66	5:39
Southeastern	2		X	Joel Carlos	30-yd FG	4	26	0:37
Southeastern	4			TEAM	Safety	-	-	-
East Central	1		X	D. Masseure	37-yd FG	11	55	5:09
East Central	2	X		D. Kaywaykla	47-yd pass	2	21	0:43
East Central	2	X		Nathan Pickett	36-yd pass	5	78	2:49
East Central	2		X	D. Masseure	47-yd FG	4	13	1:43
East Central	3		X	D. Masseure	24-yd FG	11	66	4:23
East Central	3	X		David Moore	13-yd pass	6	69	2:30
Southern Naz	3	X		Chris Hudson	15-yd pass	8	49	2:58
Okla. Baptist	2	X		Mallory	1-yd run	9	78	3:37
Okla. Baptist	4	X		Stegall	25-yd run	5	75	2:29
Harding	1	X		Park Parish	1-yd run	8	66	3:56
Harding	2		X	Tristan Parsley	36-yd FG	10	46	5:15
Harding	3		X	Tristan Parsley	25-yd FG	10	59	4:54
Ark. Tech	2	X		Arsenio Favor	1-yd run	12	70	3:56
Ark. Tech	3	X		Arsenio Favor	1-yd run	17	69	6:17

Game-By-Game Starters

	WR	LT	LG	C	RG	RT	TE/WR	RB	QB	WR/TE	WR
SAU	Styles	Luke	Butler	Britton	Blessing	Prough	Bricker	Henderson	Evans	Jones	Smith
UAM	Styles	Luke	Butler	Britton	Blessing	Prough	Bricker	Henderson	Evans	Jones	Omigie
OUA	Styles	Luke	Butler	Britton	Blessing	Prough	Bricker	Henderson	Evans	Power	Omigie
HSU	Starnes	Luke	Butler	Britton	Blessing	Prough	Bricker	Henderson	Evans	Jones	Omigie
SOSU	Smith	Luke	Butler	Britton	Blessing	Prough	Bricker	Henderson	Robertson	Power	Omigie
ECU	Smith	Luke	Butler	Bigelow	Blessing	Prough	Bricker	Tate	Evans	Power	Styles
SNU	Styles	Luke	Roe	Bigelow	Blessing	Prough	Bricker	Tate	Evans	Jones	Omigie
OBU	Smith	Luke	Roe	Bigelow	Blessing	Prough	Bricker	Henderson	Robertson	Jones	Omigie
HU	Smith	Luke	Roe	Britton	Blessing	Prough	Bricker	Martey	Robertson	Jones	Omigie
ATU	Smith	Luke	Roe	Britton	Blessing	Prough	Boyd	Martey	Evans	Jones	Omigie

	DE	NG	DT	DE	DAWG	LB	LB	CB	SS	FS	CB
SAU	Doyle	Follis	Woods	Ward	Thompson	George	Loomis	Hartfield	Bays	Olsen	Mitchell
UAM	Doyle	Follis	Woods	Ward	Thompson	George	Loomis	Hartfield	Bays	Olsen	Mitchell
OUA	Doyle	Woods	Johnson	Ward	Thompson	George	Loomis	Hartfield	Bays	Olsen	Mitchell
HSU	Doyle	Woods	Johnson	Ward	Adefolarin	George	Loomis	Miles	Bays	Olsen	Mitchell
SOSU	Doyle	Woods	Johnson	Ward	Adefolarin	George	Loomis	Hartfield	Bays	Olsen	Mitchell
ECU	Doyle	Woods	Horn	Ward	Adefolarin	George	Loomis	Hartfield	Bays	Olsen	Mitchell
SNU	Doyle	Woods	Horn	Ward	Adefolarin	George	Loomis	Hartfield	Bays	Olsen	Mitchell
OBU	Doyle	Woods	Horn	Ward	Adefolarin	George	Loomis	Hartfield	Bays	Olsen	Mitchell
HU	Doyle	Woods	Horn	Ward	Thompson	George	Loomis	Hartfield	Bays	Olsen	Mitchell
ATU	Doyle	Woods	Horn	Ward	Thompson	George	Rogers	Hartfield	Bays	Olsen	Miles

NWOSU

Team Game-by-Game

Date	Opponent	[--RUSHING--]				[--RECEIVING--]				-----PASSING-----				[--KICK RET--]			[--PUNT RET--]			tot		
		No.	Yds	TD	Lg	No.	Yds	TD	Lg	Cmp-Att-Int	Yds	TD	Lg	No	Yds	TD	Lg	No	Yds	TD	Lg	off
Sep 05, 2015	at Southern Ark.	35	152	0	40	14	179	3	44	14-32-0	179	3	44	6	156	0	63	3	34	0	13	331
Sep 12, 2015	ARK.-MONTIC	49	156	4	13	23	331	3	71	23-32-0	331	3	71	2	61	0	48	1	29	0	29	487
Sep 19, 2015	OUACHITA	30	184	4	60	31	365	4	50	31-46-0	365	4	50	4	75	0	47	1	19	0	19	549
Sep 26, 2015	at Henderson	24	42	0	6	23	178	0	49	23-42-5	178	0	49	6	112	0	21	1	18	0	18	220
Oct 03, 2015	at Southeastern	28	97	0	30	14	80	0	16	14-30-1	80	0	16	2	43	0	23	0	0	0	0	177
Oct 10, 2015	EAST CENTRAL	27	158	2	61	23	369	3	69	23-46-0	369	3	69	2	44	0	26	0	0	0	0	527
Oct 17, 2015	SNU	42	315	6	60	24	344	3	37	24-39-2	344	3	37	2	48	0	30	6	82	1	54	659
Oct 24, 2015	at Okla. Baptist	44	187	3	15	13	108	0	13	13-18-0	108	0	13	2	95	0	87	3	116	2	69	295
Oct 31, 2015	HARDING	49	190	1	18	16	159	2	37	16-35-0	159	2	37	3	56	0	27	0	0	0	0	349
Nov 07, 2015	at Arkansas Tech	28	43	1	9	16	276	3	54	16-37-0	276	3	54	3	74	0	31	3	56	0	40	319
	Totals	356	1524	21	61	197	2389	21	71	197-357-8	2389	21	71	32	764	0	87	18	354	3	69	3913
	Opponent	412	1536	13	72	171	1936	10	75	171-330-12	1936	10	75	41	777	0	57	11	68	0	22	3472

Date	Opponent	-----TACKLES-----				-SACKS-		-FUMBLE-		--Pass Blkd		-Kicks--XPTS-				Saf	Pts
		Solo	Ast	Total	TFL-Yds	No-Yds	FF	FR-Yds	Int-Yds	QBH	Brk	Kick	Att-Mad	Run	Rcv		
Sep 05, 2015	at Southern Ark.	46	44	90	3.0-6	0.0-0	3	2-0	0-0	2	4	2	2-2	0	1	1	24
Sep 12, 2015	ARK.-MONTIC	29	34	63	2.0-15	1.0-12	0	0-0	3-45	2	2	0	6-5	0	0	0	50
Sep 19, 2015	OUACHITA	44	36	80	7.0-19	2.0-14	2	2-0	2-52	3	1	0	8-7	0	0	0	58
Sep 26, 2015	at Henderson	43	34	77	5.0-12	1.0-5	0	0-0	0-0	1	6	0	0-0	0	0	0	0
Oct 03, 2015	at Southeastern	31	66	97	6.0-11	0.0-0	1	1-0	0-0	0	5	0	0-0	0	0	0	0
Oct 10, 2015	EAST CENTRAL	32	36	68	6.0-18	2.0-13	0	0-0	1-4	6	6	0	5-5	0	0	0	38
Oct 17, 2015	SNU	44	30	74	11.0-44	3.0-19	1	0-0	2-18	3	5	0	10-10	0	0	0	73
Oct 24, 2015	at Okla. Baptist	33	30	63	10.0-39	4.0-23	0	0-0	1-41	0	3	1	6-6	0	0	0	42
Oct 31, 2015	HARDING	31	32	63	5.0-15	0.0-0	1	1-0	1-0	0	1	0	3-3	0	0	0	21
Nov 07, 2015	at Arkansas Tech	56	59	115	7.0-31	4.0-24	0	0-0	2-71	2	6	0	4-4	0	0	0	28
	Totals	389	401	790	62.0-210	17.0-110	8	6-0	12-231	19	39	3	44-42	0	1	1	334
	Opponent	361	346	707	51.0-186	12.0-83	5	3-0	8-77	32	55	1	21-19	0	1	1	206

Opponent Game-by-Game

Date	Opponent	[--RUSHING--]				[--RECEIVING--]				[-----PASSING-----]				[--KICK RET--]			[--PUNT RET--]			tot		
		No.	Yds	TD	Lg	No.	Yds	TD	Lg	Cmp-Att-Int	Yds	TD	Lg	No	Yds	TD	Lg	No	Yds	TD	Lg	off
Sep 05, 2015	at Southern Ark.	43	187	2	54	27	336	2	75	27-44-0	336	2	75	4	76	0	23	1	13	0	13	523
Sep 12, 2015	ARK.-MONTIC	33	89	0	10	14	271	2	73	14-36-3	271	2	73	4	58	0	23	1	4	0	4	360
Sep 19, 2015	OUACHITA	45	270	4	30	15	165	1	37	15-30-2	165	1	37	8	257	0	57	1	-3	0	0	435
Sep 26, 2015	at Henderson	43	227	2	72	15	96	1	21	15-26-0	96	1	21	1	30	0	30	2	27	0	22	323
Oct 03, 2015	at Southeastern	42	120	0	14	23	217	0	36	23-32-0	217	0	36	1	11	0	11	1	4	0	4	337
Oct 10, 2015	EAST CENTRAL	27	97	0	26	21	303	3	44	21-43-1	303	3	44	3	37	0	16	3	21	0	10	400
Oct 17, 2015	SNU	33	26	0	15	18	126	1	15	18-38-2	126	1	15	8	156	0	34	0	0	0	0	152
Oct 24, 2015	at Okla. Baptist	40	146	2	44	16	163	0	26	16-28-1	163	0	26	5	60	0	18	0	0	0	0	309
Oct 31, 2015	HARDING	44	171	1	26	3	72	0	34	3-12-1	72	0	34	3	26	0	14	0	0	0	0	243
Nov 07, 2015	at Arkansas Tech	62	203	2	13	19	187	0	32	19-41-2	187	0	32	4	66	0	42	2	2	0	2	390
	Opponents	412	1536	13	72	171	1936	10	75	171-330-12	1936	10	75	41	777	0	57	11	68	0	22	3472
	SWOSU	356	1524	21	61	197	2389	21	71	197-357-8	2389	21	71	32	764	0	87	18	354	3	69	3913

Date	Opponent	-----TACKLES-----				-SACKS-		-FUMBLE-		--Pass Blkd		-Kicks--XPTS-				Saf	Pts
		Solo	Ast	Total	TFL-Yds	No-Yds	FF	FR-Yds	Int-Yds	QBH	Brk	Kick	Att-Mad	Run	Rcv		
Sep 05, 2015	at Southern Ark.	30	46	76	7.0-23	3.0-18	1	1-0	0-0	7	9	0	3-1	0	0	0	28
Sep 12, 2015	ARK.-MONTIC	46	36	82	3.0-19	1.0-9	0	0-0	0-0	1	4	0	2-2	0	0	0	20
Sep 19, 2015	OUACHITA	41	25	66	2.0-10	2.0-10	0	0-0	0-0	0	4	0	5-5	0	0	0	38
Sep 26, 2015	at Henderson	36	36	72	6.0-15	1.0-3	0	0-0	5-56	7	9	0	3-3	0	0	0	33
Oct 03, 2015	at Southeastern	24	36	60	9.0-37	1.0-13	1	1-0	1-11	3	7	0	0-0	0	0	1	8
Oct 10, 2015	EAST CENTRAL	32	28	60	1.0-2	0.0-0	0	0-0	0-0	4	5	0	2-2	0	1	0	31
Oct 17, 2015	SNU	39	45	84	4.0-21	0.0-0	0	0-0	2-10	1	2	0	1-1	0	0	0	7
Oct 24, 2015	at Okla. Baptist	34	42	76	7.0-26	2.0-15	1	1-0	0-0	0	1	0	2-2	0	0	0	14
Oct 31, 2015	HARDING	49	26	75	5.0-17	1.0-8	0	0-0	0-0	1	6	1	1-1	0	0	0	13
Nov 07, 2015	at Arkansas Tech	30	26	56	7.0-16	1.0-7	2	0-0	0-0	8	8	0	2-2	0	0	0	14
	Opponents	361	346	707	51.0-186	12.0-83	5	3-0	8-77	32	55	1	21-19	0	1	1	206
	SWOSU	389	401	790	62.0-210	17.0-110	8	6-0	12-231	19	39	3	44-42	0	1	1	334

SWOSU Individual Game Highs

Rushes	25	Kenneth Martey vs Harding (Oct 31, 2015)
Yards Rushing	152	Kartrell Hende vs Ouachita Baptist (Sep 19, 2015)
TD Rushes	3	Kedron Banks vs Southern Nazarene (Oct 17, 2015)
Long Rush	61	Kwame Tate vs East Central (Oct 10, 2015)
Pass attempts	46	Marc Evans vs Ouachita Baptist (Sep 19, 2015)
		Marc Evans vs East Central (Oct 10, 2015)
Pass completions	31	Marc Evans vs Ouachita Baptist (Sep 19, 2015)
Yards Passing	369	Marc Evans vs East Central (Oct 10, 2015)
TD Passes	4	Marc Evans vs Ouachita Baptist (Sep 19, 2015)
Long Pass	71	Marc Evans vs Ark.-Monticello (Sep 12, 2015)
Receptions	7	Collin Bricker vs Ouachita Baptist (Sep 19, 2015)
Yards Receiving	127	D.J. Jones vs East Central (Oct 10, 2015)
TD Receptions	2	Derrick Styles at Southern Arkansas (Sep 05, 2015)
		D.J. Jones vs Ark.-Monticello (Sep 12, 2015)
		JR Omigie vs Ouachita Baptist (Sep 19, 2015)
		D.J. Jones vs Southern Nazarene (Oct 17, 2015)
Long Reception	71	D.J. Jones vs Ark.-Monticello (Sep 12, 2015)
Field Goals	1	Four Occurrences
Long Field Goal	35	Tyler Peterson vs Ark.-Monticello (Sep 12, 2015)
Punts	9	Michael Perez at Southern Arkansas (Sep 05, 2015)
		Michael Perez at Arkansas Tech (Nov 07, 2015)
Punting Avg	39.3	Michael Perez at Arkansas Tech (Nov 07, 2015)
Long Punt	67	Michael Perez at Arkansas Tech (Nov 07, 2015)
Punts inside 20	2	Michael Perez at Southern Arkansas (Sep 05, 2015)
		Michael Perez vs Ark.-Monticello (Sep 12, 2015)
		Dalton Jackson at Southeastern (Oct 03, 2015)
Long Punt Return	69	D.J. Jones at Okla. Baptist (Oct 24, 2015)
Long Kickoff Return	87	Trevon Hartfiel at Okla. Baptist (Oct 24, 2015)
Tackles	14	Conner Bays vs Ouachita Baptist (Sep 19, 2015)
		Conner Bays at Arkansas Tech (Nov 07, 2015)
Sacks	2.0	Clinton Horn at Okla. Baptist (Oct 24, 2015)
		Collier Ward at Arkansas Tech (Nov 07, 2015)
Tackles For Loss	3.0	Collier Ward at Arkansas Tech (Nov 07, 2015)
Interceptions	2	Trevon Hartfiel at Arkansas Tech (Nov 07, 2015)

SWOSU Team Game Highs

Rushes	49	vs Ark.-Monticello (Sep 12, 2015)
		vs Harding (Oct 31, 2015)
Yards Rushing	315	vs Southern Nazarene (Oct 17, 2015)
Yards Per Rush	7.5	vs Southern Nazarene (Oct 17, 2015)
TD Rushes	6	vs Southern Nazarene (Oct 17, 2015)
Pass attempts	46	vs Ouachita Baptist (Sep 19, 2015)
		vs East Central (Oct 10, 2015)
Pass completions	31	vs Ouachita Baptist (Sep 19, 2015)
Yards Passing	369	vs East Central (Oct 10, 2015)
Yards Per Pass	10.3	vs Ark.-Monticello (Sep 12, 2015)
TD Passes	4	vs Ouachita Baptist (Sep 19, 2015)
Total Plays	84	vs Harding (Oct 31, 2015)
Total Offense	659	vs Southern Nazarene (Oct 17, 2015)
Yards Per Play	8.1	vs Southern Nazarene (Oct 17, 2015)
Points	73	vs Southern Nazarene (Oct 17, 2015)
Sacks By	5	at Okla. Baptist (Oct 24, 2015)
First Downs	32	vs Southern Nazarene (Oct 17, 2015)
Penalties	12	vs Southern Nazarene (Oct 17, 2015)
Penalty Yards	104	at Southern Arkansas (Sep 05, 2015)
Turnovers	5	at Henderson State (Sep 26, 2015)
Interceptions By	3	vs Ark.-Monticello (Sep 12, 2015)
Punts	9	at Southern Arkansas (Sep 05, 2015)
		at Arkansas Tech (Nov 07, 2015)
Punting Avg	39.3	at Arkansas Tech (Nov 07, 2015)
Long Punt	67	at Arkansas Tech (Nov 07, 2015)
Punts inside 20	2	at Southern Arkansas (Sep 05, 2015)
		vs Ark.-Monticello (Sep 12, 2015)
		at Southeastern Okla. (Oct 03, 2015)
Long Punt Return	69	at Okla. Baptist (Oct 24, 2015)

Opponent Individual Game Highs

Rushes	36	Bryan Allen, at Arkansas Tech (Nov 07, 2015)
Yards Rushing	143	Jaquan Cole, at Henderson State (Sep 26, 2015)
TD Rushes	2	Donelle Hoof, vs Ouachita Baptist (Sep 19, 2015)
		Austin Warford, vs Ouachita Baptist (Sep 19, 2015)
		Arsenio Favor, at Arkansas Tech (Nov 07, 2015)
Long Rush	72	Jaquan Cole, at Henderson State (Sep 26, 2015)
Pass attempts	44	Barrett Renner, at Southern Ark. (Sep 05, 2015)
Pass completions	27	Barrett Renner, at Southern Ark. (Sep 05, 2015)
Yards Passing	336	Barrett Renner, at Southern Ark. (Sep 05, 2015)
TD Passes	3	Rocky Moore, vs East Central (Oct 10, 2015)
Long Pass	75	Barrett Renner, at Southern Ark. (Sep 05, 2015)
Receptions	9	S. Turner, at Okla. Baptist (Oct 24, 2015)
Yards Receiving	140	David Moore, vs East Central (Oct 10, 2015)
TD Receptions	2	Trevon Smith, vs Ark.-Monticello (Sep 12, 2015)
Long Reception	75	J. Weisheit, at Southern Arkansas (Sep 05, 2015)
Field Goals	4	Houston Ray, at Henderson State (Sep 26, 2015)
Long Field Goal	47	David Massuere, vs East Central (Oct 10, 2015)
Punts	11	Jordan Racy, vs Southern Nazarene (Oct 17, 2015)
Punting Avg	46.0	Clayton Watson, at Arkansas Tech (Nov 07, 2015)
Long Punt	58	Tanner Hudson, at Southern Ark (Sep 05, 2015)
Punts inside 20	4	Kevin Jones, at Arkansas Tech (Nov 07, 2015)
Long Punt Return	22	Darion Gray, at Henderson State (Sep 26, 2015)
Long Kickoff Return	57	Ke'Vontae Pope, vs Ouachita Baptist (Sep 19, 2015)
Tackles	15	Elgin Moore, at Southern Arkansas (Sep 05, 2015)
Sacks	1.5	D. Lison, at Southern Arkansas (Sep 05, 2015)
Tackles For Loss	4.5	Logan Genz, at Arkansas Tech (Nov 07, 2015)
Interceptions	2	Gary Vines, at Henderson State (Sep 26, 2015)
		Larry Butler, vs Southern Nazarene (Oct 17, 2015)

Opponent Team Game Highs

Rushes	62	at Arkansas Tech (Nov 07, 2015)
Yards Rushing	270	vs Ouachita Baptist (Sep 19, 2015)
Yards Per Rush	6.0	vs Ouachita Baptist (Sep 19, 2015)
TD Rushes	4	vs Ouachita Baptist (Sep 19, 2015)
Pass attempts	44	at Southern Arkansas (Sep 05, 2015)
Pass completions	27	at Southern Arkansas (Sep 05, 2015)
Yards Passing	336	at Southern Arkansas (Sep 05, 2015)
Yards Per Pass	7.6	at Southern Arkansas (Sep 05, 2015)
TD Passes	3	vs East Central (Oct 10, 2015)
Total Plays	103	at Arkansas Tech (Nov 07, 2015)
Total Offense	523	at Southern Arkansas (Sep 05, 2015)
Yards Per Play	6.0	at Southern Arkansas (Sep 05, 2015)
Points	38	vs Ouachita Baptist (Sep 19, 2015)
Sacks By	3	at Southern Arkansas (Sep 05, 2015)
First Downs	25	at Arkansas Tech (Nov 07, 2015)
Penalties	12	vs East Central (Oct 10, 2015)
		vs Southern Nazarene (Oct 17, 2015)
Penalty Yards	115	vs Southern Nazarene (Oct 17, 2015)
		at Arkansas Tech (Nov 07, 2015)
Turnovers	4	vs Ouachita Baptist (Sep 19, 2015)
Interceptions By	5	at Henderson State (Sep 26, 2015)
Punts	11	vs Southern Nazarene (Oct 17, 2015)
Punting Avg	44.3	at Henderson State (Sep 26, 2015)
Long Punt	58	at Southern Arkansas (Sep 05, 2015)
Punts inside 20	5	at Arkansas Tech (Nov 07, 2015)
Long Punt Return	22	at Henderson State (Sep 26, 2015)

2015 Game Recaps

Game 1: Sept. 5, 2015; Magnolia, Ark. (Wilkins Stadium, 2,874)

SWOSU 24
Southern Arkansas 28

Score by Quarters	1	2	3	4	Score
Southwestern Okla.	0	7	7	10	24
Southern Arkansas	0	13	9	6	28

Team	Qtr	Time	Scoring play (Conversion)	SWOSU-SAU
SAU	2nd	11:34	Nunnery 2 yd run (Grems kick failed)	0-6
SWOSU	2nd	09:45	Styles 44 yd pass from Evans (Peterson kick)	7-6
SAU	2nd	04:51	Jenkins 7 yd run (Grems kick)	7-13
SWOSU	3rd	13:42	Bricker 14 yd pass from Evans (Peterson kick)	14-13
SAU	3rd	09:07	Reese 2 yd pass from Renner (kick blocked)	14-19
SAU	3rd	05:45	Grems 22 yd field goal	14-22
SWOSU	4th	09:54	Styles 9 yd pass from Evans (Boyd pass)	22-22
SWOSU	4th	08:55	TEAM safety	24-22
SAU	4th	06:24	Weisheit 75 yd pass from Renner (pass failed)	24-28

	SWOSU	SAU
FIRST DOWNS	16	24
NET YARDS RUSHING	152	187
NET YARDS PASSING	179	336
TOTAL OFFENSE YARDS	331	523
Fumbles: Number-Lost	1-1	3-2
Penalties: Number-Yards	9-104	9-88
PUNTS-YARDS	9-320	7-262
KICKOFFS-YARDS	4-240	7-351
Punt returns: Number-Yards-TD	3-34-0	1-13-0
Kickoff returns: Number-Yds-TD	6-156-0	4-76-0
Interceptions: Number-Yds-TD	0-0-0	0-0-0
Fumble Returns: Number-Yds-TD	0-0-0	0-0-0
Miscellaneous Yards	0	0
Possession Time	26:34	33:26
Third-Down Conversions	5 of 17	10 of 19
Fourth-Down Conversions	2 of 2	1 of 1
Red-Zone Scores-Chances	2-3	4-5
Sacks By: Number-Yards	0-0	3-18
PAT Kicks	2-2	1-3
Field Goals	0-1	1-1
Points off turnovers	15	0

Rushing (No-Yds-TD)
SWOSU: Karltrill Henderson, 21-83-0; DJ Jones, 2-46-0; Talo Pascal, 6-13-0; Kenneth Martey, 2-10-0

Southern Arkansas: DeAndre Jenkins, 24-55-1; Jon Weisheit, 1-54-0; Barrett Renner, 7-50-0; Michael Nunnery, 7-27-1

Passing (Comp-Att-Int, Yds-TD)
SWOSU: Marc Evans, 14-32-0, 179-3

Southern Arkansas: Barrett Renner, 27-44-0, 336-2

Receiving (Rec-Yds-TD)
SWOSU: Carlos Smith, 3-60-0; Derrick Styles, 3-59-2; DJ Jones, 2-39-0; Dylan Power, 2-4-0; Teverick Boyd, 2-3-0; Collin Bricker, 1-14-1

Southern Arkansas: Jon Weisheit, 7-136-1; Tanner Hudson, 6-85-0; G. Turnbull, 3-34-0; Tevin McDonald, 3-29-0; DeAndre Jenkins, 3-18-0

Defense (Solo-Assist-Total)
SWOSU: Conner Bays, 6-7-13; Tanner Thompson, 6-7-13; Tyler George, 4-6-10; Kapena Olsen, 4-6-10; Austin Loomis, 3-4-7

Southern Arkansas: Elgin Moore, 7-8-15; Chris Wilson, 5-3-8; Q'Niko Thomas, 2-5-7; D. Lison, 2-5-7

Game 2: Sept. 12, 2015; Weatherford, Okla. (ASAP Energy Field, 2,471)

Arkansas-Monticello 20
SWOSU 50

Score by Quarters	1	2	3	4	Score
Ark.-Monticello	14	3	3	0	20
Southwestern Okla.	20	10	7	13	50

Team	Qtr	Time	Scoring play (Conversion)	UAM-SWOSU
SWOSU	1st	14:03	Jones 71 yd pass from Evans (Peterson kick)	0-7
UAM	1st	09:05	Smith 60 yd pass from Leppert (McGee kick)	7-7
SWOSU	1st	08:09	Jones 33 yd pass from Evans (rush failed)	7-13
SWOSU	1st	00:58	Martey 13 yd run (Peterson kick)	7-20
UAM	1st	00:00	Smith 73 yd pass from Leppert (McGee kick)	14-20
UAM	2nd	06:34	McGee 20 yd field goal	17-20
SWOSU	2nd	04:44	Styles 28 yd pass from Evans (Peterson kick)	17-27
SWOSU	2nd	00:15	Peterson 35 yd field goal	17-30
UAM	3rd	09:25	McGee 38 yd field goal	20-30
SWOSU	3rd	01:19	Martey 1 yd run (Peterson kick)	20-37
SWOSU	4th	13:56	Henderson 8 yd run (kick failed)	20-43
SWOSU	4th	04:08	Henderson 4 yd run (Perez kick)	20-50

	SWOSU	UAM
FIRST DOWNS	18	26
NET YARDS RUSHING	89	156
NET YARDS PASSING	271	331
TOTAL OFFENSE YARDS	360	487
Fumbles: Number-Lost	0-0	1-0
Penalties: Number-Yards	8-80	8-85
PUNTS-YARDS	4-143	4-120
KICKOFFS-YARDS	5-286	9-477
Punt returns: Number-Yards-TD	1-4-0	1-29-0
Kickoff returns: Number-Yds-TD	4-58-0	2-61-0
Interceptions: Number-Yds-TD	0-0-0	3-45-0
Fumble Returns: Number-Yds-TD	0-0-0	0-0-0
Miscellaneous Yards	0	0
Possession Time	26:13	33:47
Third-Down Conversions	6 of 14	6 of 16
Fourth-Down Conversions	0 of 2	5 of 5
Red-Zone Scores-Chances	1-1	5-6
Sacks By: Number-Yards	1-9	1-12
PAT Kicks	2-2	5-6
Field Goals	2-2	1-1
Points off turnovers	0	6

Rushing (No-Yds-TD)
Arkansas-Monticello: Jeremy Jackson, 8-35-0; Nick Williams, 10-33-0

SWOSU: Kenneth Martey, 16-83-2; Karltrill Henderson, 18-52-2; Talo Pascal, 7-29-0

Passing (Comp-Att-Int, Yds-TD)
Arkansas-Monticello: Hunter Leppert, 13-32-2, 259-2; Cole Sears, 1-4-1, 12-0

SWOSU: Marc Evans, 23-32-0, 331-3

Receiving (Rec-Yds-TD)
Arkansas-Monticello: R. Morris, 3-27-0; Cody Bordelon, 3-24-0; Trevon Smith, 2-133-2

SWOSU: JR Omigie, 6-36-0; Derrick Styles, 5-90-1; DJ Jones, 3-116-2; Collin Bricker, 2-13-0; Karltrill Henderson, 2-11-0

Defense (Solo-Assist-Total)
Arkansas-Monticello: Ofisa Kose, 5-5-10; Malik Clemons, 6-1-7; M. Everett, 5-2-7; CJ Hawkins, 3-3-6; Stacey Warren, 2-4-6

SWOSU: Conner Bays, 5-3-8; Austin Loomis, 3-5-8; Gentry Rogers, 2-4-6; Kapena Olsen, 1-5-6; Colton Wright, 3-2-5; Tanner Thompson, 0-5-5

2015 Game Recaps

Game 3: Sept. 19, 2015; Weatherford, Okla. (ASAP Energy Field, 2,133)

	#9/15 Ouachita Baptist	38
	SWOSU	58

Score by Quarters	1	2	3	4	Score
Ouachita Baptist	7	10	7	14	38
Southwestern Okla.	7	28	10	13	58

Team	Qtr	Time	Scoring play (Conversion)	OUA-SWOSU
SWOSU	1st	10:02	Martey 2 yd run (Perez kick)	0-7
OUA	1st	04:08	Pope 7 yd pass Warford (Antley)	7-7
SWOSU	2nd	13:20	Henderson 7 yd run (Perez kick)	7-14
OUA	2nd	11:02	Warford 4 yd run (Antley kick)	14-14
SWOSU	2nd	09:05	Henderson 38 yd pass from Evans (Perez kick)	14-21
SWOSU	2nd	06:34	Jones 41 yd pass from Evans (Perez kick)	14-28
OUA	2nd	02:15	Antley 29 yd field goal	17-28
SWOSU	2nd	00:11	Omigie 50 yd pass from Evans (Perez kick)	17-35
SWOSU	3rd	12:03	Perez 21 yd field goal	17-38
OUA	3rd	09:34	Hoof 11 yd run (Antley kick)	24-38
SWOSU	3rd	01:06	Omigie 6 yd pass from Evans (Perez kick)	24-45
SWOSU	4th	08:47	Henderson 60 yd run (Perez kick)	24-52
OUA	4th	07:22	Warford 10 yd run (Antley kick)	31-52
SWOSU	4th	02:57	Tate 34 yd run (kick failed)	31-58
OUA	4th	00:10	Hoof 1 yd run (Antley kick)	38-58

	OUA	SWOSU
FIRST DOWNS	24	28
NET YARDS RUSHING	270	184
NET YARDS PASSING	165	365
TOTAL OFFENSE YARDS	435	549
Fumbles: Number-Lost	2-2	0-0
Penalties: Number-Yards	5-55	4-37
PUNTS-YARDS	2-85	2-60
KICKOFFS-YARDS	6-326	10-556
Punt returns: Number-Yards-TD	1--3-0	1-19-0
Kickoff returns: Number-Yds-TD	8-257-0	4-75-0
Interceptions: Number-Yds-TD	0-0-0	2-52-0
Fumble Returns: Number-Yds-TD	0-0-0	0-0-0
Miscellaneous Yards	0	0
Possession Time	31:52	28:08
Third-Down Conversions	7 of 13	9 of 14
Fourth-Down Conversions	1 of 3	1 of 1
Red-Zone Scores-Chances	6-8	4-4
Sacks By: Number-Yards	2-10	2-14
PAT Kicks	5-5	7-8
Field Goals	1-1	1-1
Points off turnovers	0	20

Rushing (No-Yds-TD)

Ouachita: Austin Warford, 17-135-2; Donelle Hoof, 21-94-2; Matthew Berry, 2-26-0
SWOSU: Karltrrell Henderson, 22-152-2; Kwame Tate, 2-36-1; Kenneth Martey, 3-7-1

Passing (Comp-Att-Int, Yds-TD)

Ouachita: Austin Warford, 15-30-2, 165-1
SWOSU: Marc Evans, 31-46-0, 365-4

Receiving (Rec-Yds-TD)

Ouachita: KeVontae Pope, 8-70-1; Donelle Hoof, 3-48-0; Ryan Perkins, 2-14-0
SWOSU: Collin Bricker, 7-62-0; Karltrrell Henderson, 6-64-1; DJ Jones, 4-79-1; JR Omigie, 4-71-2; Derrick Styles, 4-28-0; Carlos Smith 3-29-0

Defense (Solo-Assist-Total)

Ouachita: Ricardy Joseph, 8-5-13; Divanuel Flores, 6-3-9; Devin Price, 7-0-7; Luke Holt, 6-1-7
SWOSU: Conner Bays, 7-7-14; Trevon Hartfield, 9-0-9; Kapena Olsen, 4-3-7; Tyler George, 5-1-6

Game 4: Sept. 26, 2015, Arkadelphia, Ark. (Carpenter-Haygood, 5,300)

	SWOSU	0
	Henderson State	33

Score by Quarters	1	2	3	4	Score
Southwestern Okla.	0	0	0	0	0
Henderson State	0	17	3	13	33

Team	Qtr	Time	Scoring play (Conversion)	SWOSU-HSU
HSU	2nd	10:10	Cole 72 yd run (Ray kick)	0-7
HSU	2nd	05:23	Cole 11 yd pass from Hardison (Ray kick)	0-14
HSU	2nd	01:28	Houston Ray 23 yd field goal	0-17
HSU	3rd	01:29	Houston Ray 36 yd field goal	0-20
HSU	4th	09:34	Houston Ray 44 yd field goal	0-23
HSU	4th	04:09	Houston Ray 34 yd field goal	0-26
HSU	4th	01:13	Peters 6 yd run (Ray kick)	0-33

	SWOSU	HSU
FIRST DOWNS	11	14
NET YARDS RUSHING	42	227
NET YARDS PASSING	178	96
TOTAL OFFENSE YARDS	220	323
Fumbles: Number-Lost	0-0	0-0
Penalties: Number-Yards	5-30	3-35
PUNTS-YARDS	7-223	6-266
KICKOFFS-YARDS	1-55	8-425
Punt returns: Number-Yards-TD	1-18-0	2-27-0
Kickoff returns: Number-Yds-TD	6-112-0	1-30-0
Interceptions: Number-Yds-TD	0-0-0	5-56-0
Fumble Returns: Number-Yds-TD	0-0-0	0-0-0
Miscellaneous Yards	0	0
Possession Time	26:02	33:58
Third-Down Conversions	8 of 18	4 of 17
Fourth-Down Conversions	0 of 1	2 of 3
Red-Zone Scores-Chances	0-1	5-5
Sacks By: Number-Yards	1-5	1-3
PAT Kicks	0-0	3-3
Field Goals	0-1	4-4
Points off turnovers	0	0

Rushing (No-Yds-TD)

SWOSU: Karltrrell Henderson, 14-33-0

HSU: Jaquan Cole, 21-143-1; Rodney Bryson, 11-35-0; Calen Peters, 4-29-1

Passing (Comp-Att-Int, Yds-TD)

SWOSU: Marc Evans, 23-42-5, 178-0

HSU: Dallas Hardison, 14-24-0, 86-1; Andrew Black, 1-2-0, 10-0

Receiving (Rec-Yds-TD)

SWOSU: DJ Jones, 6-34-0; JR Omigie, 6-32-0; Karltrrell Henderson, 3-80-0

HSU: Mark Czaus, 4-29-0; Joseph Snapp, 3-9-0; Jaquan Cole, 2-12-1

Defense (Solo-Assist-Total)

SWOSU: Conner Bays, 5-6-11; Austin Loomis, 5-4-9; Tyler George, 5-1-6

HSU: Lawson Schulz, 4-3-7; Tavares Garner, 3-3-6; Josh Davis, 2-4-6; Sheldon Watson, 2-4-6

2015 Game Recaps

Game 5: Oct. 3, 2015, Durant, Okla. (Paul Laird Field, 3,445)



SWOSU	0
Southeastern	8

Score by Quarters	1	2	3	4	Score
Southwestern Okla.	0	0	0	0	0
Southeastern Okla.	0	6	0	2	8

Team	Qtr	Time	Scoring play (Conversion)	SWOSU-SE
SOSU	2nd	01:14	Joel Carlos 24 yd field goal	0-3
SOSU	2nd	00:00	Joel Carlos 30 yd field goal	0-6
SOSU	4th	11:29	TEAM safety	0-8

	SWOSU	SE
FIRST DOWNS	15	19
NET YARDS RUSHING	97	120
NET YARDS PASSING	80	217
TOTAL OFFENSE YARDS	177	337
Fumbles: Number-Lost	2-1	1-1
Penalties: Number-Yards	9-62	9-84
PUNTS-YARDS	5-194	6-246
KICKOFFS-YARDS	2-111	2-105
Punt returns: Number-Yards-TD	0-0-0	1-4-0
Kickoff returns: Number-Yds-TD	2-43-0	1-11-0
Interceptions: Number-Yds-TD	0-0-0	1-11-0
Fumble Returns: Number-Yds-TD	0-0-0	0-0-0
Miscellaneous Yards	0	0
Possession Time	23:26	36:34
Third-Down Conversions	4 of 14	7 of 17
Fourth-Down Conversions	0 of 2	0 of 1
Red-Zone Scores-Chances	0-1	2-5
Sacks By: Number-Yards	0-0	1-13
PAT Kicks	0-0	0-0
Field Goals	0-0	2-2
Points off turnovers	0	0

Rushing (No-Yds-TD)

SWOSU: Brooks Robertson, 12-67-0; Kwame Tate, 4-25-0; Karltrrell Henderson, 11-9-0

SE: Ronnie Green, 14-42-0; Nelson Akinwande, 14-36-0; Devlon Wortham, 5-30-0

Passing (Comp-Att-Int, Yds-TD)

SWOSU: Brooks Robertson, 14-30-1, 80-0

SOSU: Ryan Polite, 23-32-0, 217-0

Receiving (Rec-Yds-TD)

SWOSU: DJ Jones, 4-36-0; JR Omigie, 2-26-0; Dylan Power, 1-15-0

SOSU: Kaymon Farmer, 6-37-0; Franky Okafor, 5-36-0; Ronnie Green, 4-79-0; Nick Sioson, 3-22-0

Defense (Solo-Assist-Total)

SWOSU: Conner Bays, 5-7-12; Michael Adefolarin, 3-8-11; Gentry Rogers, 4-5-9; Tyler George, 4-4-8; Trevon Hartfield, 4-4-8

SOSU: Kevin Jones, 3-9-12; Thomas Curry, 2-4-6; Sione Taufahema, 2-3-5

Game 6: Oct. 10, 2015, Weatherford, Okla. (ASAP Energy Field, 3,774)



East Central	31
SWOSU	38

Score by Quarters	1	2	3	4	Score
East Central	3	17	11	0	31
Southwestern Okla.	3	7	14	14	38

Team	Qtr	Time	Scoring play (Conversion)	ECU-SWOSU
SWOSU	1st	10:13	Dalton Jackson 23 yd field goal	0-3
ECU	1st	00:24	David Massuere 37 yd field goal	3-3
ECU	2nd	14:36	Kaywaykla 19 yd pass from Moore (Massuere kick)	10-3
SWOSU	2nd	08:11	Jones 47 yd pass from Evans (Jackson kick)	10-10
ECU	2nd	05:21	Pickett 36 yd pass from Moore (Massuere kick)	17-10
ECU	2nd	00:29	David Massuere 47 yd field goal	20-10
SWOSU	3rd	12:30	Styles 34 yd pass from Evans (Jackson kick)	20-17
ECU	3rd	07:59	David Massuere 24 yd field goal	23-17
SWOSU	3rd	06:09	Henderson 56 yd pass from Evans (Jackson kick)	23-24
ECU	3rd	03:29	D. Moore 13 yd pass from Moore (Moore pass)	31-24
SWOSU	4th	12:00	Henderson 3 yd run (Jackson kick)	31-31
SWOSU	4th	08:08	Tate 4 yd run (Jackson kick)	31-38

	ECU	SWOSU
FIRST DOWNS	20	22
NET YARDS RUSHING	97	158
NET YARDS PASSING	303	369
TOTAL OFFENSE YARDS	400	527
Fumbles: Number-Lost	0-0	0-0
Penalties: Number-Yards	12-88	8-87
PUNTS-YARDS	6-226	6-174
KICKOFFS-YARDS	6-375	7-377
Punt returns: Number-Yards-TD	3-21-0	0-0-0
Kickoff returns: Number-Yds-TD	3-37-0	2-44-0
Interceptions: Number-Yds-TD	0-0-0	1-4-0
Fumble Returns: Number-Yds-TD	0-0-0	0-0-0
Miscellaneous Yards	0	0
Possession Time	32:01	27:59
Third-Down Conversions	5 of 15	8 of 17
Fourth-Down Conversions	0 of 1	1 of 1
Red-Zone Scores-Chances	4-4	3-3
Sacks By: Number-Yards	0-0	2-13
PAT Kicks	2-2	5-5
Field Goals	3-3	1-1
Points off turnovers	0	7

Rushing (No-Yds-TD)

ECU: Jamal Hall, 11-61-0; Tre'Von Jackson, 12-34-0

SWOSU: Kwame Tate, 5-72-1; Karltrrell Henderson, 12-42-1; Kenneth Martey, 9-31-0

Passing (Comp-Att-Int, Yds-TD)

ECU: Rocky Moore, 21-42-1, 303-3

SWOSU: Marc Evans, 23-46-0, 369-3

Receiving (Rec-Yds-TD)

ECU: David Moore, 7-140-1; Juwan Dotson, 5-38-0; Randall Case, 4-31-1; Nathan Pickett, 2-67-1; D. Kayhawkla, 2-24-1

SWOSU: DJ Jones, 4-127-1; Karltrrell Henderson, 3-70-1; Collin Bricker, 3-26-0; Hunter Dinkines, 3-19-0; Kwame Tate, 3-19-0; Derrick Styles, 2-46-1

Defense (Solo-Assist-Total)

ECU: Jameel Whitney, 5-3-8; Spencer Bond, 3-5-8; Blake Summers, 4-3-7; Cole Weber, 3-2-5; Mariano Dillard, 3-1-4; Francisco Silva, 2-2-4

SWOSU: Conner Bays, 4-6-10; Ja'Vaughn Mitchell, 5-1-6; Austin Loomis, 2-4-6; Kapena Olsen, 3-2-5; Tanner Thompson, 2-3-5; Clinton Horn, 2-3-5

2015 Game Recaps

Game 7: Oct. 17, 2015, Weatherford, Okla. (ASAP Energy Field, 2,125)



Southern Nazarene 7

SWOSU 73

Score by Quarters	1	2	3	4	Score
Southern Nazarene	0	0	7	0	7
Southwestern Okla.	14	17	21	21	73

Team	Qtr	Time	Scoring play (Conversion)	SNU-SWOSU
SWOSU	1st	06:13	Omigie 6 yd pass from Evans (Jackson kick)	0-7
SWOSU	1st	01:03	Jones 22 yd pass from Evans (Jackson kick)	0-14
SWOSU	2nd	10:38	Henderson 15 yd run (Jackson kick)	0-21
SWOSU	2nd	06:54	Henderson 9 yd run (Jackson kick)	0-28
SWOSU	2nd	02:42	Dalton Jackson 34 yd field goal	0-31
SWOSU	3rd	13:11	Jones 54 yd punt return (Jackson kick)	0-38
SNU	3rd	06:23	Hudson 15 yd pass from Mauro (Anguiano kick)	7-38
SWOSU	3rd	05:15	Jones 37 yd pass from Evans (Jackson kick)	7-45
SWOSU	3rd	00:16	Martey 1 yd run (Jackson kick)	7-52
SWOSU	4th	09:47	Banks 60 yd run (Jackson kick)	7-59
SWOSU	4th	08:59	Banks 56 yd run (Jackson kick)	7-66
SWOSU	4th	04:53	Banks 12 yd run (Jackson kick)	7-73

	SNU	SWOSU
FIRST DOWNS	8	32
NET YARDS RUSHING	26	315
NET YARDS PASSING	126	344
TOTAL OFFENSE YARDS	152	659
Fumbles: Number-Lost	1-0	0-0
Penalties: Number-Yards	12-115	12-84
PUNTS-YARDS	11-402	1-32
KICKOFFS-YARDS	2-93	12-604
Punt returns: Number-Yards-TD	0-0-0	6-82-1
Kickoff returns: Number-Yds-TD	8-156-0	2-48-0
Interceptions: Number-Yds-TD	2-10-0	2-18-0
Fumble Returns: Number-Yds-TD	0-0-0	0-0-0
Miscellaneous Yards	0	0
Possession Time	31:40	28:20
Third-Down Conversions	6 of 21	8 of 13
Fourth-Down Conversions	0 of 3	1 of 3
Red-Zone Scores-Chances	1-1	6-8
Sacks By: Number-Yards	0-0	3-19
PAT Kicks	1-1	10-10
Field Goals	0-0	1-2
Points off turnovers	0	14

Rushing (No-Yds-TD)**Southern Nazarene:** Daniel Ramos, 16-29-0; James Mauro, 10-9-0**SWOSU:** Kedron Banks, 8-144-3; Kenneth Martey, 15-78-1; Kwame Tate, 7-56-0; Karltrrell Henderson, 7-43-2**Passing (Comp-Att-Int, Yds-TD)****Southern Nazarene:** James Mauro, 18-36-2, 126-1**SWOSU:** Marc Evans, 23-35-2, 325-3; Brooks Robertson, 1-3-0, 19-0**Receiving (Rec-Yds-TD)****Southern Nazarene:** John Martin, 5-45-0; Kristian Stitt, 3-24-0; Chris Hudson, 3-20-1**SWOSU:** JR Omigie, 5-58-1; DJ Jones, 4-98-2; Kenneth Martey, 4-79-0; Carlos Smith, 2-39-0; Karltrrell Henderson, 2-14-0**Defense (Solo-Assist-Total)****Southern Nazarene:** Larry Butler, 5-5-10; Jordan Harding, 4-5-9; Isaiah Young, 4-5-9; Konner Bent, 1-5-6**SWOSU:** Conner Bays, 8-1-9; Colton Wright, 4-2-6; George Woods, 4-1-5; Tyler George, 4-1-5; Dominic Blue, 3-2-5; Clinton Horn, 2-3-5

Game 8: Oct. 24, 2015, Shawnee, Okla. (Crain Family Stadium, 3,519)



SWOSU 42

Oklahoma Baptist 14

Score by Quarters	1	2	3	4	Score
Southwestern Okla.	7	14	0	21	42
Okla. Baptist	0	7	0	7	14


Team	Qtr	Time	Scoring play (Conversion)	SWOSU-OBU
SWOSU	1st	13:10	Robertson 2 yd run (Peterson kick)	7-0
SWOSU	2nd	11:21	Martey 4 yd run (Peterson kick)	14-0
SWOSU	2nd	09:00	Blue 17 yd blocked punt return (Peterson kick)	21-0
OBU	2nd	00:30	Mallory 1 yd run (Tully kick)	21-7
SWOSU	4th	12:18	Bays 41 yd interception return (Peterson kick)	28-7
OBU	4th	09:49	Stegall 25 yd run (Tully kick)	28-14
SWOSU	4th	04:39	Martey 1 yd run (Peterson kick)	35-14
SWOSU	4th	03:01	Jones 69 yd punt return (Peterson kick)	42-14

	SWOSU	OBU
FIRST DOWNS	16	18
NET YARDS RUSHING	187	146
NET YARDS PASSING	108	163
TOTAL OFFENSE YARDS	295	309
Fumbles: Number-Lost	1-1	1-0
Penalties: Number-Yards	7-72	4-23
PUNTS-YARDS	3-117	8-264
KICKOFFS-YARDS	7-354	3-161
Punt returns: Number-Yards-TD	3-116-2	0-0-0
Kickoff returns: Number-Yds-TD	2-95-0	5-60-0
Interceptions: Number-Yds-TD	1-41-1	0-0-0
Fumble Returns: Number-Yds-TD	0-0-0	0-0-0
Miscellaneous Yards	0	0
Possession Time	25:57	34:03
Third-Down Conversions	4 of 12	5 of 16
Fourth-Down Conversions	2 of 3	1 of 3
Red-Zone Scores-Chances	3-4	1-3
Sacks By: Number-Yards	5-26	2-15
PAT Kicks	6-6	2-2
Field Goals	0-1	0-0
Points off turnovers	7	0

Rushing (No-Yds-TD)**SWOSU:** Karltrrell Henderson, 16-97-0; Kenneth Martey, 17-70-0**Oklahoma Baptist:** Ellis, 13-54-0; Stegall, 19-45-1; Mallory, 4-7-1**Passing (Comp-Att-Int, Yds-TD)****SWOSU:** Brooks Robertson, 13-18-0, 108-0**Oklahoma Baptist:** Stegall, 16-28-1, 163-0**Receiving (Rec-Yds-TD)****SWOSU:** DJ Jones, 6-39-0; Collin Bricker, 2-23-0**Oklahoma Baptist:** S. Turner, 9-78-0; Roberson, 4-56-0**Defense (Solo-Assist-Total)****SWOSU:** Conner Bays, 5-3-8; Jake Doyle, 2-5-7; Austin Loomis, 2-4-6; Kapena Olsen, 2-3-5; Michael Adefolarin, 2-2-4**Oklahoma Baptist:** Bishop, 7-6-13; Pitzer, 4-8-12; Jennings, 6-2-8; Derrow, 3-4-7; J. Garrett, 3-3-6; Young, 2-4-6

2015 Game Recaps

Game 9: Oct. 31, Weatherford, Okla. (ASAP Energy Field, 2,763)

	Harding	13
	SWOSU	21

Score by Quarters	1	2	3	4	Score
Harding	7	3	3	0	13
Southwestern Okla.	0	7	7	7	21

Team	Qtr	Time	Scoring play (Conversion)	HU-SWOSU
HU	1st	06:01	Parish 1 yd run (Parsley kick)	7-0
HU	2nd	10:59	Parsley 36 yd field goal	10-0
SWOSU	2nd	00:00	Styles 3 yd pass from Evans (Peterson kick)	10-7
HU	3rd	06:29	Parsley 25 yd field goal	13-7
SWOSU	3rd	02:59	Henderson 4 yd run (Peterson kick)	13-14
SWOSU	4th	11:39	Smith 14 yd pass from Evans (Peterson kick)	13-21

	HU	SWOSU
FIRST DOWNS	11	24
NET YARDS RUSHING	171	190
NET YARDS PASSING	72	159
TOTAL OFFENSE YARDS	243	349
Fumbles: Number-Lost	3-1	1-0
Penalties: Number-Yards	6-63	5-44
PUNTS-YARDS	5-179	3-70
KICKOFFS-YARDS	4-221	3-140
Punt returns: Number-Yards-TD	0-0-0	0-0-0
Kickoff returns: Number-Yds-TD	3-26-0	3-56-0
Interceptions: Number-Yds-TD	0-0-0	1-0-0
Fumble Returns: Number-Yds-TD	0-0-0	0-0-0
Miscellaneous Yards	0	0
Possession Time	31:51	28:09
Third-Down Conversions	2 of 13	9 of 19
Fourth-Down Conversions	2 of 3	2 of 6
Red-Zone Scores-Chances	3-3	3-4
Sacks By: Number-Yards	1-8	0-0
PAT Kicks	1-1	3-3
Field Goals	2-2	0-1
Points off turnovers	0	7

Rushing (No-Yds-TD)

Harding: Park Parish, 14-68-1; Dwayne Carter, 9-35-0; Eric Kelly, 3-32-0; Michael Latu, 12-29-0

SWOSU: Kenneth Martey, 25-106-0; Karltrill Henderson, 16-64-1

Passing (Comp-Att-Int, Yds-TD)

Harding: Park Parish, 2-12-1, 72-0

SWOSU: Marc Evans, 14-31-0, 152-2; Brooks Robertson, 2-4-0, 7-0

Receiving (Rec-Yds-TD)

Harding: Andrew Dather, 2-62-0; Eric Simmons, 1-10-0


SWOSU: Carlos Smith, 3-41-1; JR Omigie, 3-13-0; D.J. Jones, 2-43-0; Teverick Boyd, 2-36-0; Derrick Styles, 2-17-1

Defense (Solo-Assist-Total)

Harding: Scott Middleton, 7-2-9; Daylan Skidmore, 4-5-9; DeAndre Baines, 4-3-7; D. McCarthy, 6-0-6

SWOSU: Kapena Olsen, 4-2-6; Clinton Horn, 3-3-6; Collier Ward, 3-3-6; Tanner Thompson, 4-1-5; Trevon Hartfield, 3-2-5; Conner Bays, 1-4-5

Game 10: Nov. 7, Russellville, Ark. (Thone Stadium, 2,892)

	SWOSU	28
	Arkansas Tech	14

Score by Quarters	1	2	3	4	Score
Southwestern Okla.	0	14	7	7	28
Arkansas Tech	0	7	0	7	14

Team	Qtr	Time	Scoring play (Conversion)	SWOSU-ATU
SWOSU	2nd	10:29	Smith 12 yd pass from Evans (Peterson kick)	7-0
SWOSU	2nd	07:46	Henderson 3 yd run (Peterson kick)	14-0
ATU	2nd	03:45	Favor 1 yd run (Perez kick)	14-7
SWOSU	3rd	02:44	Jones 54 yd pass from Evans (Peterson kick)	21-7
ATU	4th	07:45	Favor 1 yd run (Perez kick)	21-14
SWOSU	4th	02:38	Styles 30 yd pass from Evans (Peterson kick)	28-14

	SWOSU	ATU
FIRST DOWNS	13	25
NET YARDS RUSHING	43	203
NET YARDS PASSING	276	187
TOTAL OFFENSE YARDS	319	390
Fumbles: Number-Lost	2-0	0-0
Penalties: Number-Yards	9-83	11-115
PUNTS-YARDS	9-354	9-313
KICKOFFS-YARDS	6-303	3-168
Punt returns: Number-Yards-TD	3-56-0	2-2-0
Kickoff returns: Number-Yds-TD	3-74-0	4-66-0
Interceptions: Number-Yds-TD	2-71-0	0-0-0
Fumble Returns: Number-Yds-TD	0-0-0	0-0-0
Miscellaneous Yards	0	0
Possession Time	25:10	34:50
Third-Down Conversions	3 of 16	9 of 23
Fourth-Down Conversions	1 of 2	1 of 3
Red-Zone Scores-Chances	2-2	2-3
Sacks By: Number-Yards	3-24	1-7
PAT Kicks	4-4	2-2
Field Goals	0-1	0-1
Points off turnovers	14	0

Rushing (No-Yds-TD)

SWOSU: Karltrill Henderson, 10-28-1; Kenneth Martey, 11-15-0

Arkansas Tech: Bryan Allen, 36-132-0; Arsenio Favor, 16-30-2

Passing (Comp-Att-Int, Yds-TD)

SWOSU: Marc Evans, 16-37-0, 276-3

Arkansas Tech: Arsenio Favor, 19-41-2, 187-0

Receiving (Rec-Yds-TD)

SWOSU: D.J. Jones, 5-89-1; Carlos Smith, 4-69-1; Teverick Boyd, 3-28-0; Derrick Styles, 2-68-1

Arkansas Tech: Jermaine Murdock, 6-58-0; Michael Perry, 4-30-0; Braden Stringer, 2-39-0; Terrez Hampton, 2-25-0

Defense (Solo-Assist-Total)

SWOSU: Conner Bays, 8-6-14; Tyler George, 3-10-13; Gentry Rogers, 6-6-12; Trevon Hartfield, 7-3-10; Kapena Olsen, 2-8-10; Tanner Thompson, 3-4-7

Arkansas Tech: Logan Genz, 5-3-8; Nick Akins, 2-4-6; Cua' Rose, 2-4-6; KJ Reid, 4-1-5; Trevon Gooden, 3-2-5