

**SUW SU**



**2014 FOOTBALL FACT BOOK**

# 2014 SWOSU FOOTBALL SCHEDULE



## HARDING

Sept. 6 • 6:00 p.m.  
Searcy, Ark.



## HENDERSON STATE

Oct. 11 • 5:00 p.m.  
FAST LANE FIELD  
*Homecoming*



## ARKANSAS TECH

Sept. 13 • 6:00 p.m.  
FAST LANE FIELD  
*Fast Lane Kickoff Classic*



## SOUTHEASTERN OKLAHOMA STATE

Oct. 18 • 2:00 p.m.  
FAST LANE FIELD



## SOUTHERN ARKANSAS

Sept. 20 • 6:00 p.m.  
FAST LANE FIELD



## EAST CENTRAL

Oct. 25 • 4:00 p.m.  
Ada, Okla.



## ARKANSAS- MONTICELLO

Sept. 27 • 6:00 p.m.  
Monticello, Ark.



## SOUTHERN NAZARENE

Nov. 1 • 4:00 p.m.  
Bethany, Okla.



## OUACHITA BAPTIST

Oct. 4 • 1:00 p.m.  
Arkadelphia, Ark.



## NORTHWESTERN OKLAHOMA STATE

Nov. 15 • 2:00 p.m.  
FAST LANE FIELD  
*Senior Day*



# 2014 SWOSU FOOTBALL FACT BOOK

## GENERAL

School: .....Southwestern Oklahoma State  
 Address: .....100 Campus Drive  
 City/Zip: ..... Weatherford, OK 73096  
 Founded: ..... 1901  
 Enrollment: ..... 4,995  
 Nickname: .....Bulldogs  
 School Colors: .....Navy Blue and White  
 Field: .....Fast Lane Field  
 Playing Surface: .....AstroTurf  
 Capacity: ..... 9,000  
 Affiliation: .....NCAA Division II  
 Conference: ...Great American Conference  
 President: .....Randy Beutler  
 Alma Mater: .....SWOSU, 1983  
 Web Site: .....www.swosuathletics.com  
 Twitter: ..... @SWOSUathletics

## ATHLETICS ADMINISTRATION

Athletics Director: ..... Todd Thurman  
 Alma Mater: .....Bethany Nazarene, 1983  
 580-774-3701  
 Athletics Phone: .....580-774-3068  
 Athletics Fax: .....580-774-7106  
 Assistant AD/External: ..... Rouben Tourian  
 580-774-3155  
 Assistant AD/Compliance: ..... Todd Helton  
 580-774-3277  
 Sports Information Director: .....Doug Self  
 580-774-7162  
 Operations Manager: ..... Pam Nichols  
 580-774-3068  
 Head Athletic Trainer: .....Edwin Detweiler  
 580-774-3073  
 Strength & Conditioning: .....Kevin Hyde  
 580-774-3213

## SWOSU FOOTBALL HISTORY

First Year of Football: ..... 1905  
 Seasons Played: ..... 105  
 All-Time Record: .....443-471-36 (.485)  
 Years in NCAA Playoffs: .....None  
 Last Post-Season Appearance: ..... 1996  
 W, 33-31 over Montana Tech  
 (NAIA Championship Game)

## COACHING STAFF

Head Coach: ..... Dan Cocannouer  
 Alma Mater: .....SWOSU, 1978  
 Record (at SWOSU): ..18-36 (6th year)  
 Record (Career):.....18-36 (6th year)  
 Office Phone: .....580-774-7190  
 Email: .....dan.cocannouer@swosu.edu  
 Assistant Coach: .....Dustin Hada  
 Position: .... Run Game Coordinator/OL  
 Alma Mater: .. Mid-America Nazarene, '00  
 Office Phone: ..... 580-774-7118  
 Assistant Coach: .....Steve Day  
 Position: ...Pass Game Coordinator/QB  
 Alma Mater: ..... SWOSU, '10  
 Office Phone: .....580-774-3288  
 Assistant Coach: .....Eric Gibson  
 Position: .....Defensive Coordinator  
 Alma Mater: .....Central Oklahoma, '03  
 Office Phone: .....580-774-7034  
 Assistant Coach: .....Jonathan Darby  
 Position: .....Defensive Backs  
 Alma Mater: .....SWOSU, '12  
 Office Phone: .....580-774-3702  
 Assistant Coach: .....Jon Garfield  
 Position: ..... Wide Receivers  
 Alma Mater: .....Menlo College, '13  
 Assistant Coach: .....Kenry Tolbert  
 Position: .....Defensive Line  
 Alma Mater: .....Alcorn State, '14  
 Assistant Coach: .....Luke Jaicks  
 Position: ..... Cornerbacks  
 Alma Mater: .....Maharishi, '10  
 Assistant Coach: .....Carlton Stewart  
 Position: ..... Running Backs  
 Alma Mater: ..... TCU, '11

## TEAM INFORMATION

2013 Record: ..... 6-5  
 Conference Record/Finish: .....6-4/T-4th  
 Starters Returning/Lost:  
 Offense: ..... 7/4  
 Defense: ..... 4/7  
 Specialists Returning: ..... 1  
 Lettermen Returning: ..... 35

## TABLE OF CONTENTS

Season Outlook: ..... 2-3  
 2014 Roster: ..... 4-5  
 Roster Breakdown: ..... 6  
 Preseason Depth Chart: ..... 7  
 Pronunciation Guide: ..... 7  
 Coaches: ..... 8-12  
 Head Coach Dan Cocannouer: ..... 8-9  
 Dustin Hada / Steve Day: ..... 10  
 Eric Gibson / Jonathan Darby: ..... 11  
 Graduate Assistants: ..... 12  
 Opponent Profiles: ..... 13-17  
 Harding / Arkansas Tech: ..... 13  
 Southern Ark. / Ark.-Monticello: ..... 14  
 Ouachita Baptist / Henderon St: ..... 15  
 Southeastern / East Central: ..... 16  
 Southern Nazarene / Northwestern: ..... 17  
 2013 Season Review: ..... 18  
 2013 Honor Roll: ..... 18  
 2013 GAC Standings: ..... 19  
 2013 All-GAC Team: ..... 19  
 2013 Statistics: ..... 20-23  
 Team / Individual Stats: ..... 20  
 Defensive Stats: ..... 21  
 Scoring Plays: ..... 22  
 Game-by-Game Starters: ..... 22  
 Final GAC Stats: ..... 23  
 2013 Game Recaps: ..... 24-29  
 Harding / Arkansas Tech: ..... 24  
 Southern Ark. / Ark.-Monticello: ..... 25  
 Ouachita Baptist / Henderon St: ..... 26  
 Southeastern / East Central: ..... 27  
 Southern Nazarene / Tarleton St: .... 28  
 Northwestern: ..... 29  
 Records: ..... 30-34  
 Passing Records: ..... 30  
 Rushing Records: ..... 31  
 Receiving Records: ..... 32  
 Defensive Records: ..... 33  
 Special Teams Records: ..... 34  
 Postseason History: ..... 35-36  
 Coaching History: ..... 37  
 NAIA All-Americans: ..... 38  
 NCAA Division II All-Americans: ..... 39  
 Specialty Honors: ..... 40  
 All-Conference Honors: ..... 41-44  
 Oklahoma Collegiate Athletic: ..... 41  
 Oklahoma Intercollegiate: ..... 42-43  
 Lone Star Conference: ..... 43-44  
 Great American Conference: ..... 44  
 Year-by-Year Statistical Leaders: .... 45-46  
 SWOSU vs. Opponents: ..... 47  
 Year-by-Year Results: ..... 48-54  
 The Great American Conference: ..... 55  
 GAC Composite Schedule: ..... 56  
 Media Information: ..... Inside Back Cover

# 2014 SWOSU FOOTBALL SEASON OUTLOOK

The Southwestern Oklahoma State University football team enters the 2014 season with an added sense of optimism after finishing with a winning record, 6-5, last season. It marked the first winning season for the program since 2007. The Bulldogs now enter their sixth season under the direction of Dan Cocannouer with lofty goals and confidence that more success is on the horizon.

“Our motivation is to win the conference championship,” Cocannouer said. “We’ve come a long way since we’ve been here and it’s time to start producing and start expecting to win. Our goal this year is to get into the playoffs or make it to a bowl game and anything less than that will be disappointing.”

## OFFENSE

Seven starters return for the Bulldogs on offense with all five offensive linemen back along with two starting wide receivers. Four players who earned All-GAC accolades are among the seven, but SWOSU must replace two players who have left their name littered throughout the record book along with the entire offensive backfield.

In the backfield is where the Bulldogs will be without four-year starting quarterback Dustin Stenta, who set almost every passing record in SWOSU history before exhausting his eligibility. In his senior season, Stenta became the first Bulldog to pass for more than 3,000 yards in a season while also tossing a school-record 27 touchdowns on his way to a second team All-GAC selection.

A three-way battle to replace Stenta took place in the spring and should become more intense once three freshman hit campus this fall. Tim Morovick, a transfer from Mt. San Jacinto who sat out last season while rehabbing a knee injury, came out of the spring atop the depth chart, but he still faces stiff competition from sophomores Ryley Claborn and Cameron Nix. Claborn was Stenta's backup last season and he saw relief action in four games while Nix has yet to take the field for the Bulldogs.

Cocannouer expects a battle for the position that will continue through the fall and he lined out what his staff will look for when making the decision.



**KARL HODGE**

“The biggest key is the respect the other players have for you,” Cocannouer said. “We need someone to get in there and show that he’s the guy. When he steps in that huddle, the other guys perk up because they believe in him.”

Whichever quarterback emerges as the starter will have the luxury of playing

behind an experienced offensive line with plenty of weapons to get the ball to. Two running backs – Karl Hodge and Matt Farris – bring experience to the backfield along with redshirt freshman DeVante’ Branch and a stable of newcomers.



**MACK CANNON**

and right guard while Colton Cline is back after anchoring the right tackle position all of last season.

Several wide receivers return with experience, including starters Brian Robinson and Brad Smithey, an honorable mention All-GAC selection last season who enters his senior season ranked sixth in receptions (105) and eighth in receiving yards (1,135) in SWOSU's NCAA Division II history. The Bulldogs also return Teverick Boyd, who has started 10 games the past two years, Hunter Dinkines, who caught two touchdown passes as a redshirt freshman, and X'Zavious Harrison, who battled injuries in his first season at SWOSU before returning for the final three games.

In addition to the returners, newcomers are expected to provide depth and competition at the position. Four players who took redshirts last season will push for time, including junior Carlos Smith, who transferred from Merced College in California, along with redshirt-freshmen Jared Rayburn and Derrick Styles.



**TEVERICK BOYD**

The biggest void to fill offensively might be that of All-American tight end Ryan Corbin, who set school and Great American Conference records for receptions last season as the focus of the Bulldogs passing game. Two returning tight ends, Collin Bricker and Jarech Page, occupy the position but will be pushed by Minot State transfer Kwajo Bonsu, who came to SWOSU in January.

Cocannouer points to versatility with his team's offense as a strength that they continue to take advantage of.

“We’re able to take the guys that we feel are important players and build around them,” Cocannouer said. “Whether it’s a running back or wide receiver, no matter who it is, we’ll make sure we build around our best players.”

# 2014 SWOSU FOOTBALL SEASON OUTLOOK

## DEFENSE

On the other side of the ball, the Bulldogs must replace seven starters while also adapting to a new defensive coordinator. Longtime coordinator and defensive line coach Todd Helton accepted a new role as an Assistant Athletic Director this spring and Cocannouer filled that spot on staff with Eric Gibson, who spent last season as the defensive coordinator at Fort Scott Community College in Kansas.

"It's very difficult to replace a guy like Coach Helton who's been here for 28 years," Cocannouer said. "I took my time in finding someone, wanting to make sure we hired somebody who was going to fit in with our staff and do things the way we do them at Southwestern. Coach Gibson is that guy, the things he does on the field are the same things we want to do because we didn't want to have to start all over on the defensive side."



**DEVIN BENTON**

While just four starters return on defense, Gibson does have the luxury of building his defense around one of the best defensive players in the Great American Conference, senior defensive tackle Devin Benton. A three-year starter and preseason All-American, Benton is a two-time First Team All-GAC selection and last year he was named Third Team All-Super Region 3. He has caused havoc on opposing defenses for three seasons and is constantly the focus of opposing offenses.

"He's big time," Cocannouer said of Benton. "When people play us, they know he's the guy they've got to stop. His motor keeps going and he's an unbelievable athlete. Because of how he's played, it's helped him get a lot of accolades that are well deserved. He's the guy on defense that can take us to another level because when he steps it up, it raises the level of play of all our guys on the field."

Benton is not only the key returner up front, but also the only known quality for Gibson to work with as he must replace the other three starters on the line. Others who saw action on the line last season include Jake Doyle, Collier Ward and Clinton Horn, with five redshirt freshman and another handful of true freshman who might be pressed into action.

The linebacker position provides the most returning experience for Gibson, led by senior Kale Sawatzky who is entering his third year as a starter in the middle. He will likely be joined by junior Tyler George or sophomore Gentry Rogers,



**KALE SAWATZKY**

with several redshirts and newcomers also expected to vie for time. The rover position is also expected to be highly contested with Michael Adefolarin and Tanner Thompson emerging from the spring in the top spots.

The back line of the defense returns a pair of starters but little experience beyond that, leaving the other two positions open heading into camp. Senior safety Steven Townsley led the



**STEVEN TOWNSLEY**

team with three interceptions last season and ranked third on the team with 68 tackles while senior Abram Piggee made seven starts at cornerback last season and picked off two passes. Others expected to battle for playing time at cornerback include senior Troy Shoate, junior Gene Gilbert and junior college transfer Ja'Vaughn Mitchell, who was with the team in the spring. At safety, sophomore Connor Bays will compete for time along with another transfer, Kapena Olsen, who spent the spring with the Bulldogs.

## SPECIAL TEAMS

The kicking game was marred by inconsistency last season, but kicker Michael Perez – the only true freshman to play for SWOSU last season – is back after hitting all 12 of his extra point attempts and one field goal in 2013. Perez was also called upon to punt for the Bulldogs and he had a 37.8 yard average on 24 attempts. SWOSU signed two freshmen, Dalton Jackson and Justin Tharp, who are both listed as kicker/punter and expected to provide competition for all the kicking positions.

The Bulldogs do return their top punt and kick returners in Smithey and Boyd. Smithey returned eight punts last season while Boyd brought back 17 kickoffs, but the SWOSU coaches will have several options for filling these roles with the amount of young talent on the team.



**BRAD SMITHEY**

# 2014 BULLDOG FOOTBALL ROSTER

No	Name	Pos.	#	Name	Pos.	Ht.	Wt.	Yr.	Hometown (Previous School)
	Kyler Adams	OL	1	Kevin Joseph	DB	5-10	165	Jr.	North Miami Beach, Fla. (Santa Ana College)
18	Michael Adefolarin	DB	2	Brian Robinson	WR	6-0	165	Sr.	Lithia Springs, Ga. (Highland (Kan.) CC)
	Dennis Adrole	RB	3	Teverick Boyd	WR	5-8	155	Jr.	Dallas, Texas (Life School)
4	Klark Ashmore	QB	4	Klark Ashmore	QB	6-1	185	Fr.	Wellington, Texas (Wellington HS)
93	Jakeldon Babers	DL	5	Jared Rayburn	WR	5-10	180	R-Fr.	Edmond, Okla. (Deer Creek HS)
20	Kedron Banks	RB	6	Michael Perez	K	6-0	160	So.	Altus, Okla. (Altus HS)
36	JJ Barron	TE	7	X'zavious Harrison	WR	6-2	195	Sr.	New Waverly, Texas (College of the Siskiyous)
26	Conner Bays	DB	8	Abram Piggee	DB	6-0	180	Sr.	Stockton, Calif. (Delta (Calif.) College)
49	Devin Benton	DL	9	Tim Morovick	QB	6-3	205	R-Jr.	Inland Empire, Calif. (Mt. San Jacinto College)
56	Justin Bigelow	OL	10	Cameron Nix	QB	6-1	180	So.	Carnegie, Okla. (Carnegie HS)
73	Kevin Blessing	OL	11	Carlos Smith	WR	6-3	180	R-Jr.	Louisville, Ky. (Merced (Calif.) College)
23	Dominic Blue	DB	12	Ryley Claborn	QB	6-3	180	So.	Bethany, Okla. (Bethany HS)
80	Qwoy Blunt	WR	13	Lee Pigrum	DB	6-2	190	Jr.	Lawton, Okla. (Lawton HS)
83	Kwajo Bonsu	TE	14	Hunter Dinkines	WR	6-1	175	So.	Edmond, Okla. (Deer Creek HS)
3	Teverick Boyd	WR	15	Troy Shoate	DB	5-9	180	R-So.	Tulsa, Okla. (Ouachita Baptist Univ.)
35	DeVante' Branch	RB	16	Adrian Miles	DB	5-8	155	Jr.	Tulsa, Okla. (Southern Nazarene)
88	Collin Bricker	TE	17	Ja'Vaughn Mitchell	DB	6-1	195	Jr.	Baltimore, Md. (Hartnell (Calif.) College)
65	Zach Britton	OL	18	Michael Adefolarin	DB	5-9	200	So.	Mansfield, Texas (Timberview HS)
	Wyatt Broxson	DB	19	Jalen Gilbert	DB	6-0	170	So.	Copperas Cove, Texas (Copperas Cove HS)
72	Marcus Burk	OL	20	Kedron Banks	RB	5-9	180	Fr.	Richardson, Texas (Proctor Academy)
60	Nathan Butler	OL	21	Kapena Olsen	DB	6-0	195	Jr.	Orange, Calif. (Golden West (Calif.) College)
	CJ McGee, Jr.	DB	22	Kale Sawatzky	LB	6-2	230	Sr.	Weatherford, Okla. (University of Oklahoma)
70	Mack Cannon	OL	23	Dominic Blue	DB	6-1	190	Fr.	Roland, Okla. (Muldrow HS)
62	Landen Carson	OL	24	Terry Gilbreath	RB	5-9	175	Fr.	Wellington, Texas (Wellington HS)
12	Ryley Claborn	QB	25	Quinton Gale	DB	5-11	175	Fr.	Arlington, Texas (Seguin HS)
74	Zakeius Clerk	OL	26	Conner Bays	DB	6-0	175	So.	Edmond, Okla. (Santa Fe HS)
78	Colton Cline	OL	27	Matt Farris	RB	6-0	190	So.	Ringling, Okla. (Ringling HS)
	Brandon Deterville	LB	28	Chantz Woodberry	RB	6-1	240	Fr.	Oklahoma City, Okla. (Carl Albert HS)
29	Daylan Dial	DB	29	Daylan Dial	DB	6-0	180	R-Fr.	Frisco, Texas (Frisco Heritage HS)
14	Hunter Dinkines	WR	30	Gene Gilbert	DB	5-9	170	Jr.	Copperas Cove, Texas (Copperas Cove HS)
43	Jake Doyle	DL	31	Collier Ward	LB	6-2	220	Jr.	Bedford, Texas (L.D. Bell HS)
94	Jake Ellison	DL	32	Steven Townsley	DB	6-0	205	Jr.	Thousand Oaks, Calif. (Moorpark (Calif.) College)
27	Matt Farris	RB	33	Karl Hodge	RB	5-9	185	Sr.	Dallas, Texas (Life School HS)
99	Tyler Follis	DL	34	Jarech Page	TE	6-2	200	R-Fr.	Edmond, Okla. (Edmond North HS)
	Cooper Free	QB	35	DeVante' Branch	RB	5-11	225	R-Fr.	Richardson, Texas (Richardson HS)
25	Quinton Gale	DB	36	JJ Barron	TE	6-5	240	Fr.	Tyler, Texas (Robert E. Lee HS)
46	Tyler George	LB	37	Gentry Rogers	LB	5-11	225	So.	Rockwall, Texas (Heath HS)
30	Gene Gilbert	DB	40	Zac Maynard	LB	6-1	230	Jr.	Davis, Okla. (Northeastern Oklahoma A&M)
19	Jalen Gilbert	DB	43	Jake Doyle	DE	6-2	230	Jr.	Yukon, Okla. (Yukon HS)
24	Terry Gilbreath	RB	45	Lantz Parks	TE	6-0	265	So.	Yukon, Okla. (Yukon HS)
	Joe Gonzales	DL	46	Tyler George	LB	6-1	205	Jr.	Altus, Okla. (Altus HS)
	Garrett Good	WR	47	Matt Mendoza	RB	5-11	190	So.	Turpin, Okla. (Turpin HS)
7	X'zavious Harrison	WR	48	Tanner Thompson	LB	5-11	205	Jr.	Cache, Okla. (Cache HS)
52	Spur Hearne	LB	49	Devin Benton	DL	5-11	270	Sr.	Arlington, Texas (Mansfield Summit HS)
	Dallas Herring	RB	50	Colby Sander	OL	6-4	300	So.	Seiling, Okla. (Seiling HS)
	Jordan Hill	DL	51	Avery Richard	OL	6-2	275	Jr.	Shawnee, Kan. (Highland (Kan.) CC)
33	Karl Hodge	RB	52	Spur Hearne	LB	5-10	215	Fr.	Graham, Texas (Graham HS)
55	Clinton Horn	DL	53	Grant Oliver	OL	6-2	275	So.	Midwest City, Okla. (Carl Albert HS)
	Dalton Jackson	K/P	54	Austin Loomis	LB	6-1	230	R-Fr.	Edmond, Okla. (Deer Creek HS)
	Jammie Blunt, Jr.	QB	55	Clinton Horn	DL	6-0	250	So.	Ft. Cobb, Okla. (Carnegie HS)
96	Dustin Johnson	DL	56	Justin Bigelow	OL	6-0	265	Fr.	Denison, Texas (Denison HS)
	Cedric Jones-Taylor	DB	60	Nathan Butler	OL	6-2	285	Jr.	Southlake, Texas (Abilene Christian Univ.)
1	Kevin Joseph	DB	62	Landen Carson	OL	6-0	280	Sr.	Midwest City, Okla. (Midwest City HS)
	Jeran Karber	DL	65	Zach Britton	OL	6-1	305	So.	Keller, Texas (Northwestern State University)
	Kris Key	OL	68	Navajo Smith	DL	6-2	255	Fr.	Trophy Club, Texas (Byron Nelson HS)
	Trent King	OL	69	Ace McMahan	OL	6-0	260	Fr.	Ringling, Okla. (Ringling HS)
	Connor Kirby	RB	70	Mack Cannon	OL	6-3	295	Sr.	Arlington, Texas (Lamar HS)
			72	Marcus Burk	OL	6-4	310	So.	Amarillo, Texas (Randall HS)
			73	Kevin Blessing	OL	6-2	290	R-Fr.	Flower Mound, Texas (Marcus HS)
			74	Zakeius Clerk	OL	6-1	345	R-Fr.	Desoto, Texas (Red Oak HS)
			75	Garrett Luke	OL	6-3	250	R-Fr.	Conroe, Texas (Willis HS)
			77	Derrick Shelton	OL	6-5	275	Sr.	Clarendon, Texas (Clarendon HS)
			78	Colton Cline	OL	6-4	323	Sr.	Norman, Okla. (Norman North)
			79	Kaleb Prough	OL	6-3	260	R-Fr.	Edmond, Okla. (Edmond North HS)

# 2014 BULLDOG FOOTBALL ROSTER

#	Name	Pos.	Ht.	Wt.	Yr.	Hometown (Previous School)	No	Name	Pos.
80	Qwoy Blunt	WR	5-10	180	Fr.	Killeen, Texas (Shoemaker HS)		Chris Klick	TE
81	Brad Smithey	WR	5-10	180	Sr.	Mesquite, Texas (Dallas Christian HS)	54	Austin Loomis	LB
82	Chad Mathis	WR	5-11	190	Jr.	Watonga, Okla. (Southern Nazarene)	75	Garrett Luke	OL
83	Kwajo Bonsu	TE	6-7	275	Jr.	West Covina, Calif. (Minot State Univ.)	82	Chad Mathis	WR
84	Chasen Starnes	WR	6-4	180	So.	Boyd, Texas (Boyd HS)	40	Zac Maynard	LB
85	JR Omigie	WR	6-0	175	Fr.	Arlington, Texas (Martin HS)		Bailey McKay	DL
86	Gerrell Murry	WR	6-1	190	Fr.	Oklahoma City, Okla. (Putnam City HS)	69	Ace McMahan	OL
87	Derrick Styles	WR	6-3	175	R-Fr.	Arlington, Texas (Mansfield Summit HS)	47	Matt Mendoza	RB
88	Collin Bricker	TE	6-3	220	So.	Piedmont, Okla. (Piedmont HS)	16	Adrian Miles	DB
89	Zane Trammell	WR	6-0	180	Jr.	Snyder, Okla. (Snyder HS)	17	Ja'Vaughn Mitchell	DB
93	Jakeldon Babers	DL	6-1	220	R-Fr.	Frisco, Texas (Frisco Heritage HS)		Zach Moore	LS
94	Jake Ellison	DL	6-4	215	R-Fr.	Canyon, Texas (Canyon HS)	9	Tim Morovick	QB
96	Dustin Johnson	DL	6-3	215	R-Fr.	Taylor, Texas (Taylor HS)	86	Gerrell Murry	WR
97	Ty Nelson	DL	6-3	215	Fr.	Pawnee, Okla. (Pawnee HS)	97	Ty Nelson	DL
99	Tyler Follis	DL	6-2	295	R-Fr.	Edmond, Okla. (Deer Creek HS)	10	Cameron Nix	QB
	Kyler Adams	OL	6-0	230	Fr.	Piedmont, Okla. (Piedmont HS)		Connor O'Neil	OL
	Dennis Adrole	RB	5-11	180	Fr.	Justin, Texas (Northwest HS)	53	Grant Oliver	OL
	Jammie Blunt, Jr.	QB	6-1	205	Fr.	Killeen, Texas (Shoemaker HS)	21	Kapena Olsen	DB
	Wyatt Broxson	DB	6-3	190	Fr.	Sanger, Texas (Sanger HS)	85	JR Omigie	WR
	Brandon Deterville	LB	5-10	200	Fr.	Mesquite, Texas (Mesquite HS)	34	Jarech Page	TE
	Cooper Free	QB	6-1	195	Fr.	Sharon, Okla. (Sharon-Mutual HS)	45	Lantz Parks	TE
	Joe Gonzales	DL	5-10	250	Fr.	Justin, Texas (Northwest HS)	6	Michael Perez	K
	Garrett Good	WR	6-0	175	Fr.	Perryton, Texas (Perryton HS)		Sam Phillips	TE
	Dallas Herring	RB	5-9	185	Fr.	Hartshorne, Okla. (Hartshorne HS)	8	Abram Piggee	DB
	Jordan Hill	DL	6-2	230	Fr.	Rockwall, Texas (Rockwall-Heath HS)	13	Lee Pigrum	DB
	Dalton Jackson	K/P	5-11	165	Fr.	Willis, Texas (Willis HS)	79	Kaleb Prough	OL
	Cedric Jones-Taylor	DB	5-11	175	Fr.	Arlington, Texas (Arlington HS)	5	Jared Rayburn	WR
	Jeran Karber	DL	6-3	215	Fr.	Perryton, Texas (Perryton HS)	51	Avery Richard	OL
	Kris Key	OL	6-2	285	Fr.	Haslet, Texas (Northwest HS)	2	Brian Robinson	WR
	Trent King	OL	5-11	270	Fr.	Mineral Wells, Texas (Mineral Wells HS)		Brandon Roe	OL
	Connor Kirby	RB	5-9	205	Fr.	Lamont, Okla. (Deer Creek-Lamont HS)	37	Gentry Rogers	LB
	Chris Klick	TE	6-4	225	Fr.	Cherokee, Okla. (Cherokee HS)	50	Colby Sander	OL
	CJ McGee, Jr.	DB	5-11	180	Fr.	Ardmore, Okla. (Skyline HS)	22	Kale Sawatzky	LB
	Bailey McKay	DL	6-0	245	Fr.	Claremore, Okla. (Sequoyah HS)	77	Derrick Shelton	OL
	Zach Moore	LS	6-0	230	Fr.	Kingfisher, Okla. (Kingfisher HS)	15	Troy Shoate	DB
	Connor O'Neil	OL	6-1	275	Fr.	Trophy Club, Texas (Byron Nelson HS)	11	Carlos Smith	WR
	Sam Phillips	TE	6-5	220	Fr.	Clinton, Ark. (Clinton HS)	68	Navajo Smith	DL
	Brandon Roe	OL	6-3	260	Fr.	Choctaw, Okla. (Choctaw HS)	81	Brad Smithey	WR
	Chase Snyder	OL	6-3	270	Fr.	Arlington, Texas (Mansfield Summit HS)		Chase Snyder	OL
	Justin Tharp	K/P	5-8	175	Fr.	Custer, Okla. (Thomas HS)	84	Chasen Starnes	WR
	Cody Ward	DL	6-3	225	Fr.	Hartshorne, Okla. (Hartshorne HS)	87	Derrick Styles	WR
	Taylor Wattenbarger	LB	6-0	185	Fr.	Lawton, Okla. (Lawton HS)		Justin Tharp	K/P
	Clay Wilkerson	LB	5-10	195	Fr.	Rockwall, Texas (Rockwall-Heath HS)	48	Tanner Thompson	LB
	Colton Wright	LB	6-1	215	Fr.	Tahlequah, Okla. (Tahlequah HS)	32	Steven Townsley	DB
							89	Zane Trammell	WR
								Cody Ward	DL
							31	Collier Ward	DL
								Taylor Wattenbarger	LB
								Clay Wilkerson	LB
							28	Chantz Woodberry	RB
								Colton Wright	LB

Roster Current as of August 1, 2014

## COACHING STAFF

Head Coach: Dan Cocannouer (6th Season)

Run Game Coordinator: Dustin Hada

Pass Game Coordinator: Steve Day

Defensive Coordinator: Eric Gibson

Defensive Backs: Jonathan Darby

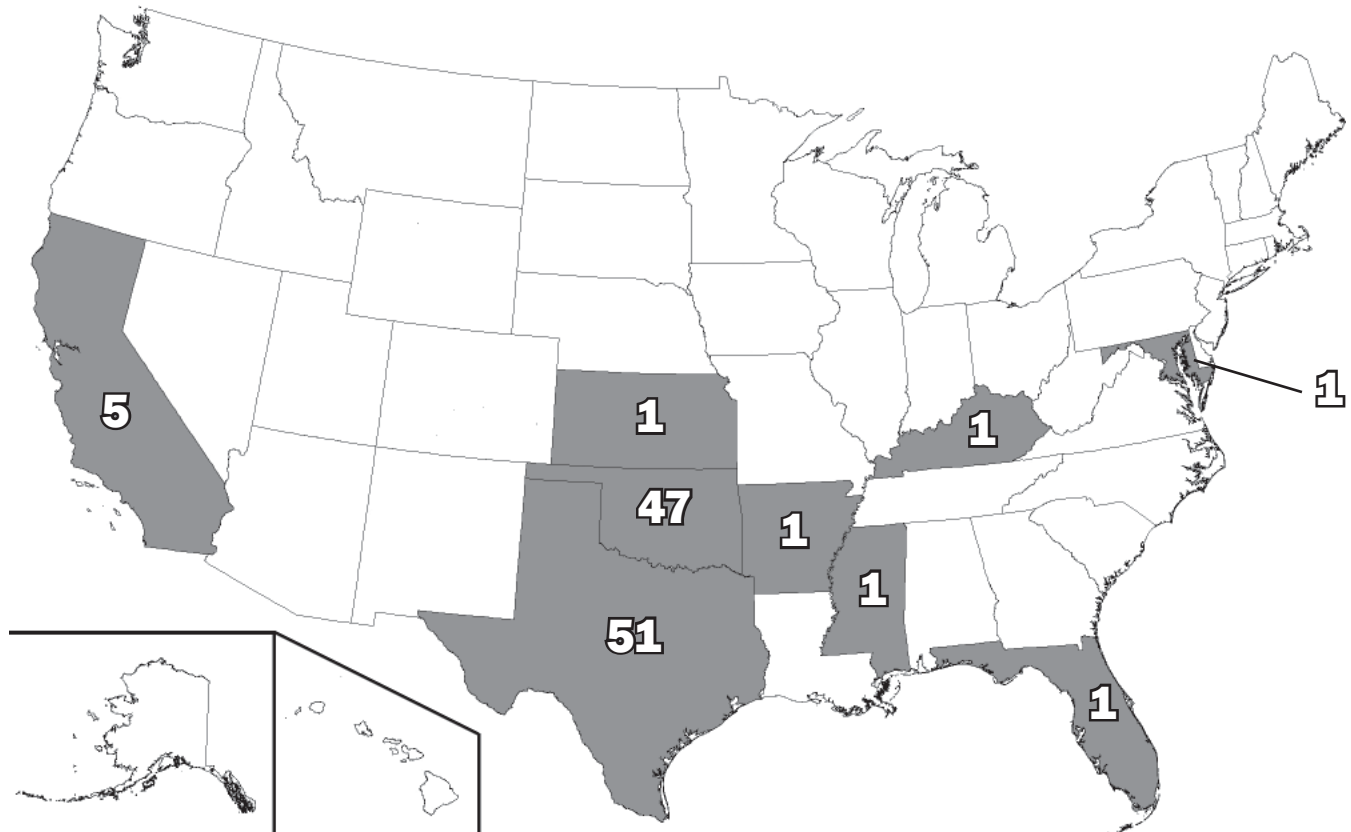
Wide Receivers: Jon Garfield

Linebackers: Kenry Tolbert

Defensive Backs: Luke Jaicks

Running Backs: Carlton Stewart

# ROSTER BREAKDOWN



## By Hometown:

### Oklahoma: (47)

Altus: Michael Perez, Tyler George  
 Ardmore: CJ McGee, Jr.  
 Bethany: Ryley Claborn  
 Cache: Tanner Thompson  
 Carnegie: Cameron Nix  
 Cherokee: Chris Klick  
 Choctaw: Brandon Roe  
 Claremore: Bailey McKay  
 Custer: Justin Sharp  
 Davis: Zac Maynard  
 Edmond: Conner Bays, Hunter Dinkines, Tyler Follis, Austin Loomis, Jarech Page  
 Kaleb Prough, Jared Rayburn  
 Ft. Cobb: Clinton Horn  
 Hartshorne: Dallas Herring  
 Cody Ward  
 Kingfisher: Zach Moore  
 Lamont: Connor Kirby  
 Lawton: Lee Pigrum, Taylor Wattenbarger  
 Midwest City: Landen Carson, Grant Oliver  
 Norman: Colton Cline  
 Oklahoma City: Gerrell Murry, Chantz Woodberry  
 Pawnee: Ty Nelson  
 Piedmont: Collin Bricker, Kyler Adams  
 Ringling: Matt Farris, Ace McMahan

Roland: Dominic Blue  
 Seiling: Colby Sander  
 Sharon: Cooper Free  
 Snyder: Zane Trammell  
 Tahlequah: Colton Wright  
 Tulsa: Adrian Miles, Troy Shoate  
 Turpin: Matt Mendoza  
 Watonga: Chad Mathis  
 Weatherford: Kale Sawatzky  
 Yukon: Jake Doyle, Lantz Parks

### Texas: (51)

Amarillo: Marcus Burk  
 Arlington: Devin Benton, Mack Cannon, Quinton Gale, Cedric Jones-Taylor, JR Omigie, Chase Snyder, Derrick Styles  
 Bedford: Collier Ward  
 Boyd: Chasen Starnes  
 Canyon: Jake Ellison  
 Clarendon: Derrick Shelton  
 Copperas Cove: Jalen Gilbert, Gene Gilbert  
 Dallas: Teverick Boyd, Karl Hodge  
 Denison: Justin Bigelow  
 DeSoto: Zakeius Clerk  
 Flower Mound: Kevin Blessing  
 Frisco: Jakeldon Babers, Daylan Dial  
 Graham: Spur Hearne  
 Haslet: Kris Key

Justin: Dennis Adrole, Joe Gonzales  
 Keller: Zach Britton  
 Killeen: Qwoy Blunt, Jammie Blunt  
 Mansfield: Michael Adefolarin  
 Mesquite: Brandon Deterville, Brad Smithey  
 Mineral Wells: Trent King  
 New Waverly: X'zavious Harrison  
 Perryton: Garrett Good, Jeran Karber  
 Richardson: Kedron Banks, DeVante' Branch  
 Rockwall: Gentry Rogers, Jordan Hill, Clay Wilkerson  
 Sanger: Wyatt Broxson  
 Southlake: Nathan Butler  
 Taylor: Dustin Johnson  
 Trophy Club: Connor O'Neil, Navajo Smith  
 Tyler: JJ Barron  
 Wellington: Klark Ashmore, Terry Gilbreath  
 Willis: Garrett Luke, Dalton Jackson

### California: (5)

Inland Empire: Tim Morovick  
 Orange: Kapena Olsen  
 Stockton: Abram Piggee  
 Thousand Oaks: Steven Townsley  
 West Covina: Kwajo Bonsu

### Arkansas: (1)

Clinton: Sam Phillips

### Florida: (1)

North Miami Beach: Kevin Joseph

### Kansas: (1)

Shawnee: Avery Richard

### Kentucky: (1)

Louisville: Carlos Smith

### Maryland: (1)

Baltimore: Ja'Vaughn Mitchell

### Mississippi: (1)

Bogue Chitto: Brian Robinson

# PRESEASON DEPTH CHART

## OFFENSE

<b>WR</b>	<b>7</b>	<b>X'Zavious Harrison</b>	<b>6-2</b>	<b>195</b>	<b>Jr.</b>	<b>New Waverly, Texas</b>
	84	Chasen Starnes	6-4	180	So.	Boyd, Texas
<b>WR</b>	<b>3</b>	<b>Teverick Boyd</b>	<b>5-8</b>	<b>155</b>	<b>Jr.</b>	<b>Dallas, Texas</b>
	5	Jared Rayburn	5-10	180	R-Fr.	Edmond, Okla.
<b>LT</b>	<b>77</b>	<b>Derrick Shelton</b>	<b>6-5</b>	<b>275</b>	<b>Sr.</b>	<b>Clarendon, Texas</b>
	73	Garrett Luke	6-3	250	R-Fr.	Willis, Texas
<b>LG</b>	<b>70</b>	<b>Mack Cannon</b>	<b>6-3</b>	<b>295</b>	<b>Sr.</b>	<b>Arlington, Texas</b>
	51	Avery Richard	6-2	275	Jr.	Shawnee, Kan.
<b>C</b>	<b>60</b>	<b>Nathan Butler</b>	<b>6-2</b>	<b>285</b>	<b>Jr.</b>	<b>Southlake, Texas</b>
	53	Grant Oliver	6-2	275	So.	Midwest City, Okla.
<b>RG</b>	<b>62</b>	<b>Landen Carson</b>	<b>6-0</b>	<b>280</b>	<b>Jr.</b>	<b>Midwest City, Okla.</b>
	73	Kevin Blessing	6-2	290	R-Fr.	Flower Mount, Texas
<b>RT</b>	<b>78</b>	<b>Colton Cline</b>	<b>6-4</b>	<b>323</b>	<b>Sr.</b>	<b>Norman, Okla.</b>
	72	Marcus Burk	6-4	310	So.	Amarillo, Texas
<b>TE</b>	<b>88</b>	<b>Collin Bricker</b>	<b>6-3</b>	<b>220</b>	<b>So.</b>	<b>Piedmont, Okla.</b>
	83	Kwajo Bonsu	6-7	275	Jr.	West Covina, Calif.
<b>RB</b>	<b>33</b>	<b>Karl Hodge</b>	<b>5-9</b>	<b>185</b>	<b>Sr.</b>	<b>Dallas, Texas</b>
	27	Matt Farris	6-0	190	So.	Ringling, Okla.
<b>QB</b>	<b>9</b>	<b>Tim Morovick</b>	<b>6-3</b>	<b>206</b>	<b>R-Jr.</b>	<b>Inland Empire, Calif.</b>
	12	Ryley Claborn	6-3	180	So.	Bethany, Okla.
<b>WR</b>	<b>81</b>	<b>Brad Smithy</b>	<b>5-10</b>	<b>180</b>	<b>Sr.</b>	<b>Mesquite, Texas</b>
	86	Hunter Dinkines	6-1	175	So.	Edmond, Okla.
<b>WR</b>	<b>2</b>	<b>Brian Robinson</b>	<b>6-0</b>	<b>165</b>	<b>Sr.</b>	<b>Bogue Chitto, Miss.</b>
	11	Carlos Smith	6-3	180	R-Jr.	Louisville, Ky.

## DEFENSE

<b>DE</b>	<b>31</b>	<b>Collier Ward</b>	<b>6-2</b>	<b>220</b>	<b>Jr.</b>	<b>Bedford, Texas</b>
	93	Jakeldon Babers	6-1	220	R-Fr.	Frisco, Texas
<b>DT</b>	<b>55</b>	<b>Clinton Horn</b>	<b>6-0</b>	<b>250</b>	<b>So.</b>	<b>Ft. Cobb, Okla.</b>
	94	Jake Ellison	6-4	215	R-Fr.	Canyon, Texas
<b>DT</b>	<b>49</b>	<b>Devin Benton</b>	<b>5-11</b>	<b>270</b>	<b>Jr.</b>	<b>Arlington, Texas</b>
	99	Tyler Follis	6-2	295	R-Fr.	Edmond, Okla.
<b>DE</b>	<b>43</b>	<b>Jake Doyle</b>	<b>6-2</b>	<b>230</b>	<b>Jr.</b>	<b>Yukon, Okla.</b>
	96	Dustin Johnson	6-3	215	R-Fr.	Taylor, Texas
<b>Rov</b>	<b>18</b>	<b>Michael Adefolarin</b>	<b>5-9</b>	<b>200</b>	<b>So.</b>	<b>Mansfield, Texas</b>
	48	Tanner Thompson	5-11	205	Jr.	Cache, Okla.
<b>LB</b>	<b>46</b>	<b>Tyler George</b>	<b>6-1</b>	<b>205</b>	<b>Jr.</b>	<b>Altus, Okla.</b>
	54	Austin Loomis	6-1	230	R-Fr.	Edmond, Okla.
<b>LB</b>	<b>22</b>	<b>Kale Sawatzky</b>	<b>6-2</b>	<b>230</b>	<b>Sr.</b>	<b>Weatherford, Okla.</b>
	37	Gentry Rogers	5-11	225	So.	Rockwall, Texas
<b>CB</b>	<b>17</b>	<b>Ja'Vaughn Mitchell</b>	<b>6-1</b>	<b>195</b>	<b>Jr.</b>	<b>Baltimore, Md.</b>
	15	Troy Shoate	5-9	180	Sr.	Tulsa, Okla.
<b>SS</b>	<b>32</b>	<b>Steven Townsley</b>	<b>6-0</b>	<b>205</b>	<b>Sr.</b>	<b>Thousand Oaks, Calif.</b>
	13	Lee Pigrum	6-2	190	Jr.	Lawton, Okla.
<b>FS</b>	<b>26</b>	<b>Conner Bays</b>	<b>6-0</b>	<b>175</b>	<b>So.</b>	<b>Edmond, Okla.</b>
	21	Kapena Olsen	6-0	195	Jr.	Orange, Calif.
<b>CB</b>	<b>8</b>	<b>Abram Piggee</b>	<b>6-0</b>	<b>180</b>	<b>Sr.</b>	<b>Stockton, Calif.</b>
	30	Gene Gilbert	5-9	170	Jr.	Copperas Cove, Texas

## SPECIAL TEAMS

<b>K</b>	<b>6</b>	<b>Michael Perez</b>	<b>6-0</b>	<b>160</b>	<b>So.</b>	<b>Altus, Okla.</b>
<b>P</b>	<b>6</b>	<b>Michael Perez</b>	<b>6-0</b>	<b>160</b>	<b>So.</b>	<b>Altus, Okla.</b>
<b>LS</b>	<b>45</b>	Lantz Parks	6-0	265	So.	Yukon, Okla.
	53	Grant Oliver	6-2	275	So.	Midwest City, Okla.
<b>KR</b>	<b>3</b>	<b>Teverick Boyd</b>	<b>5-8</b>	<b>155</b>	<b>Jr.</b>	<b>Dallas, Texas</b>
	<b>2</b>	<b>Brian Robinson</b>	<b>6-0</b>	<b>165</b>	<b>Sr.</b>	<b>Bogue Chitto, Miss.</b>
<b>PR</b>	<b>81</b>	<b>Brad Smithy</b>	<b>5-10</b>	<b>180</b>	<b>Sr.</b>	<b>Mesquite, Texas</b>
	5	Jared Rayburn	5-10	180	R-Fr.	Edmond, Okla.

## RETURNING EXPERIENCE

Player	Games Played	2011	2012	2013	Career Starts
Devin Benton	32	11	10	11	29
Derrick Shelton	32	11	10	11	29
Kale Sawatzky	32	11	10	11	20
Mack Cannon	31	11	9	11	31
Brad Smithy	26	11	6	9	13
Teverick Boyd	21	-	10	11	10
Tyler George	21	-	10	11	1
Karl Hodge	20	7	2	11	4
Tanner Thompson	20	-	9	11	0
Collier Ward	17	-	8	9	0
Landen Carson	15	4	2	9	11
Nathan Butler	11	-	-	11	11
Colton Cline	11	0	0	11	11
Brian Robinson	11	-	-	11	11
Abram Piggee	11	-	-	11	7
Steven Townsley	11	-	-	11	7
Jake Doyle	11	-	2	9	0
Gene Gilbert	11	-	4	7	0
Troy Shoate	10	-	-	10	4
Matt Farris	10	-	-	10	0
Lantz Parks	10	-	-	10	0
Gentry Rogers	10	-	-	10	0
Conner Bays	9	-	-	9	0
Collin Bricker	8	-	-	8	0
Hunter Dinkines	8	-	-	8	0
Clinton Horn	8	-	-	8	0
Grant Oliver	7	-	-	7	3
Michael Adefolarin	6	-	-	6	0
Michael Perez	5	-	-	5	0
Ryley Claborn	4	-	-	4	0
X'Zavious Harrison	3	-	-	3	0
Matt Mendoza	3	-	-	3	0
Lee Pigrum	2	-	1	1	0
Marcus Burk	2	-	-	2	0
Chasen Starnes	2	-	-	2	0

## PRONUNCIATION GUIDE

No.	Name	Pronunciation
18	Michael ADEFOLARIN	add-uh-foe-LAIR-in
3	TEVERICK Boyd	TEV-rick
35	DEVANTE' Branch	Duh-VON-Tay
83	KWAJO BONSU	KWAH-joe BON-sue
74	ZAKEIUS Clerk	Zuh-KEY-us
	Brandon DETERVILLE	DEE-ter-ville
85	X'ZAVIOUS Harrison	Ex-ZAY-vee-us
	JERAN Karber	JARE-un
17	JA'VAUGHN Mitchell	Juh-VON
9	Tim MOROVICK	MORE-uh-vick
86	GERRELL Murry	Juh-REL
21	KAPENA Olsen	kuh-PEN-uh
85	JR OMIGIE	oh-ME-gee
34	JARECH Page	JARE-ick
8	Abram PIGGEE	PEE-zhay
79	Kaleb PROUGH	PRO
22	Kale SAWATZKY	Suh-WAT-ski
15	Troy SHOATE	Rhymes with "Coat"



## HEAD COACH DAN COCANNOUER

Dan Cocannouer enters his sixth season as the head coach of the Southwestern Oklahoma State University football team in 2014. He returned home to lead his alma mater in 2009 following a long, successful high school career and he will begin his sixth season with a record of 18-36, which includes a 15-22 record in conference games.

SWOSU bettered its win-loss record in each of Cocannouer's first three seasons, improving from 1-10 in his inaugural season to 5-6 in 2011, the first season of the Great American Conference. Following a 2012 season that saw the Bulldogs finish 3-7, they responded by going 6-5 in 2013 to record the program's first winning season since 2007.

The 2013 season saw the Bulldogs open the year with an exciting 27-23 come-from-behind win over Harding – an NCAA Division II playoff team the previous season – in the Fast Lane Kickoff Classic. SWOSU then defeated Arkansas Tech on the road to improve to 2-0 for the first time since 2007. The Bulldogs then lost two of their next three games before alternating wins and losses the final six games of the season, including a 62-17 throttling of Northwestern Oklahoma State in the season finale that secured the winning season.

Nine players earned All-Great American Conference honors in 2013, giving the Bulldogs 21 all-conference honorees in the three-year history of the conference. Among those earning honors were first team selections Ryan Corbin and Devin Benton, who each earned First

Team All-GAC distinction for the second consecutive season.

Corbin and Benton both landed on the All-Super Region Three team as well and Corbin went on to be named to five All-American teams, making him the third All-American coached by Cocannouer at SWOSU. Corbin was a First Team All-America selection by Beyond Sports Network, second team by D2Football.com & Daktronics, and earned third team honors from the Don Hansen Football Committee and the Associated Press All-America Team.

In 2012, the Bulldogs had four players earn All-GAC honors after finishing 3-7 in their second year with the conference. Following the season, Colton Rainey became Cocannouer's second player to earn All-American recognition by picking up an honorable mention selection by Beyond Sports Network.

### YEAR-BY-YEAR RESULTS

Year	Overall		Conference		Result
	Won	Lost	Won	Lost	
2009	1	10	1	4	5th LSC
2010	3	8	3	3	T-3rd LSC
2011	5	6	3	5	7th GAC
2012	3	7	2	6	T-7th GAC
2013	6	5	6	4	T-4th/GAC
<b>Totals</b>	<b>18</b>	<b>36</b>	<b>15</b>	<b>22</b>	<b>(.333)</b>

# HEAD COACH DAN COCANNOUER

In 2011, SWOSU safety Clarence Laster earned several All-American honors for the Bulldogs after leading the Great American Conference with eight interceptions and a total of 97 tackles. His eight interceptions were the most by a SWOSU player since 1980 and ranked third in all of NCAA Division II. Laster was a three-time GAC Player of the Week that season and he was named a first team All-American by Daktronics and a second team selection on the Associated Press Little All-America squad. His other All-America honors were second team selections by Don Hansen and D2Football.com.

Prior to coming back to SWOSU, Cocannouer had spent 25 seasons as a high school head coach in the state of Oklahoma, establishing a reputation as one of the most prominent and well-respected coaching leaders in the state. He came to SWOSU after eight years at Edmond Santa Fe High School where he compiled a 70-26 record (.729 winning percentage) and led the Wolves to the Class 6A finals in 2003.

His other high school stops included lead high school programs at John Marshall, Chandler, Alva, Pauls Valley and Walters High Schools. All total, he has coached more than 36 years, including the last 30 as a head coach. He led five different schools to the state playoffs and served on the Oklahoma Football Coaches Association (OFCA) Advisory Board for several years and he is a past President of the Oklahoma Coaches Association (OCA) and the OFCA. With his prep success came the opportunity to coach in numerous all-star games, including the Oklahoma All-State game (1988), Jim Thorpe Classic (2000, 2002), Oil Bowl (1997-98) and Enid Shriner All-Star Game (1992-96).

Cocannouer played at SWOSU from 1974-77 under legendary head coach Otis Delaporte, helping the Bulldogs to conference titles in 1974 and 1977. He was a senior leader on the Bulldog team that won a school-record 11 games and finished as the NAIA National Runner-up in 1997 after playing in the Apple Bowl at the Seattle Kingdome. By returning to lead his alma mater, he became the first SWOSU graduate to lead the Bulldogs since Joe Metcalf did the same from 1952-57.

Cocannouer holds two degrees from SWOSU. He earned a bachelor's degree in Health and Physical Education in 1978 before serving as a graduate assistant for the Bulldog football team while until he earned a master's degree in Education in 1983.

He also later obtained a secondary administrative certificate from Northwestern Oklahoma State in 1996.

A native of Tuttle, Oklahoma, Cocannouer and his wife Jeri Lyn reside in Weatherford, where she is Director of Special Education, Federal Programs and Testing Director for Weatherford Public Schools. The couple has two adult daughters, Janie and Josie.



## THE COCANNOUER FILE

**NAME:** ..... Dan Cocannouer  
**BORN:** ..... May 31, 1956

**EDUCATION**  
**HIGH SCHOOL:** Tuttle HS, 1974  
**COLLEGE:** ..... SWOSU  
 BS, Health & PE, 1978  
 M.Ed. in Education, 1983

**FAMILY:**  
 Wife: ..... Jeri Lyn(Burch)  
 Daughters: ..... Janie & Josie

**COACHING CAREER**  
 2009-present: ..... SWOSU  
 Head Coach  
 2001-08: ..... Edmond Santa Fe  
 Head Football Coach  
 1999-00: ..... John Marshall  
 Head Football/Golf Coach  
 1997-99: ..... Chandler HS  
 Head Football/Golf Coach  
 1994-96: ..... Alva HS  
 Head Football Coach/AD  
 1992-94: ..... Pauls Valley HS  
 Head Football Coach/AD  
 1991-92: ..... Comanche HS  
 Offensive Coordinator  
 1984-90: ..... Walters HS  
 Head Football/Track Coach/AD  
 1979-84: ..... Altus HS/JH  
 Assistant Football/Wrestling  
 1978: ..... Watonga HS  
 Assistant Football  
 1978-79: ..... SWOSU  
 Graduate Assistant

Cocannouer vs. Opponents		
Team	Record	Last
Abilene Christian	0-1	2010
Angelo State	0-1	2009
Arkansas-Monticello	2-1	2013
Arkansas Tech	2-1	2012
Central Oklahoma	2-1	2011
East Central	2-3	2013
Eastern New Mexico	1-1	2010
Emporia State	0-2	2010
Harding	1-2	2013
Henderson State	1-2	2013
Midwestern State	0-1	2010
Northeastern State	0-3	2011
Northwestern Okla.	2-0	2013
Ouachita Baptist	0-3	2013
Panhandle State	0-1	2009
Southern Arkansas	0-3	2013
Southern Nazarene	2-0	2013
Southeastern Okla.	2-3	2013
Stephen F. Austin	0-1	2012
Tarleton State	0-2	2013
Texas A&M-Commerce	1-1	2010
Texas A&M-Kingsville	0-1	2010
West Texas A&M	0-2	2010



**DUSTIN HADA**  
**Offensive Line / Run Game Coordinator**

Dustin Hada is entering his sixth season on the SWOSU Football staff after being one of the first assistant coaches appointed by Dan Cocannouer in 2009. Hada works with the Bulldogs offensive lineman while also serving as the Run Game Coordinator.

SWOSU's running game took another step forward in 2013, averaging 161.9 yards per game on the ground behind a veteran offensive line had three players – Nathan Butler, Mack Cannon and Derrick Shelton – earn All-Great American Conference honorable mention honors. The increased offensive balance helped the Bulldogs finish with the season 6-5, with the program's first winning season since 2007.

In 2012, offensive lineman Kane Bryen and running back Aaron Wilson were honorable mention All-Great American Conference selections after helping the Bulldogs rush for 144.0 yards per game, a mark that ranked fifth in the GAC. In three years of existence of the GAC, Hada has tutored six offensive linemen and three running backs who have earned all-conference honors for the Bulldogs.

Prior to joining the staff at SWOSU, Hada spent nine seasons on the staff at Olivet Nazarene (Ill.) University. Hada began his coaching career in 2000 when he served as the defensive line coach and helped Olivet to a No. 13 ranking in the final NAIA poll. That year the Tigers qualified for the NAIA Playoffs for only the second time in school history. Hada was eventually elevated to the position of defensive coordinator and remained in that position for his final six years.

Hada has enjoyed a lengthy connection with Coach Cocannouer extending back to Hada's playing days at Alva High School where he was an all-district selection for the Goldbugs in 1994 and 1995.

Hada played collegiately at Mid America Nazarene University, an NAIA school in Olathe, Kan. While at MANU, he was a three-year starter in the offensive line and was awarded the team's most inspirational player. The Pioneers made three consecutive post-season bowl appearances in 1997, 1998 and 1999.

Hada has a bachelor's degree in biology from Mid America Nazarene and later earned his master's degree in teaching from Olivet Nazarene in 2002.

He and his wife Dana, have one daughter, Madelynn.

<b>THE HADA FILE</b>	
<b>EDUCATION</b>	
<b>Mid-America Nazarene:</b>	BS, Biology, '00
<b>Olivet Nazarene:</b>	M Ed., Teaching, '02
<b>FAMILY</b>	
<b>Wife:</b> .....	Dana
<b>Children:</b> .....	Madelynn
<b>COACHING CAREER</b>	
2009-present: .....	SWOSU Offensive Line/Run Game Coordinator
2000-09: .....	Olivet Nazarene Defensive Line Coach
<b>PLAYING CAREER</b>	
1996-99: .....	Mid-America Nazarene

**THE DAY FILE**

**EDUCATION**

**SWOSU:**

BS, Exercise Science, 2010  
 MS, Sports Management, 2012

**COACHING CAREER**

2012-present: .....SWOSU  
 QBs/Pass Game Coordinator

2012 (Spring): ..... Highland (Kan.) CC  
 RBs/Pass Game Coordinator

2010-11: .....SWOSU  
 Graduate Assistant

**PLAYING CAREER**

2005-09: .....SWOSU  
 4-year starter at QB for the Bulldogs

**STEVE DAY**  
**Quarterbacks / Pass Game Coordinator**



Steve Day enters his third season as a full-time coach on the SWOSU football coaching staff and his fifth year overall as a coach for the Bulldogs. He serves as the Pass Game Coordinator for SWOSU while working with the Bulldog quarterbacks.

Day joined the coaching staff as a graduate assistant in 2010 and worked two years in that role following his standout playing career for SWOSU. He then spent the spring of 2012 coaching at Highland (Kan.) Community College before returning to his alma mater in his current position.

Since graduating, Day has guided one of the best quarterbacks to ever wear a Bulldog uniform and overseen an improvement in the balance and production of the SWOSU offense. Under Day's tutelage, Dustin Stenta became the Bulldogs all-time leading passer and broke numerous passing records, most previously held by Day himself. Stenta capped off his career with a record-breaking senior season in 2013, becoming the first quarterback in SWOSU history to throw for over 3,000 yards in a season.

Stenta finished the 2013 season with single-season records of 3,003 yards and 27 touchdowns through the air, helping the Bulldogs produce the fourth-best passing offense in the Great American Conference. Stenta was the third-leading passer in the conference and earned Second Team All-GAC honors.

Day himself was a record-setting quarterback at SWOSU, guiding the Bulldogs offense over the course of five years from 2005-09 despite missing the 2006 season due to a shoulder injury. At the conclusion of his playing career, Day held the SWOSU career passing records in a number of categories, including completions (692), attempts (1,334), yards (7,482) and touchdowns (46).

A native of Edmond, Okla., Day holds two degrees from SWOSU and he was twice named the Lone Star Conference North Division Academic Player of the Year. He earned his bachelor's degree in Exercise Science in 2010 before completing his master's degree in Sports Management in 2012. Prior to coming to SWOSU, Day played for Bulldog head coach Dan Cocannouer at Santa Fe High School where he was a member of the Class 6A state runner-up team in 2003.



**ERIC GIBSON**  
**Defensive Coordinator**

Eric Gibson is in his first season as the Defensive Coordinator at SWOSU and he will coach the Bulldog linebackers in 2014. Gibson comes to SWOSU after four successful seasons in the junior college ranks of Kansas and Texas.

Gibson spent last season as the Defensive Coordinator and Defensive Backs Coach at Fort Scott Community College after two years at Garden City Community College and one at Blinn College.

He led a defense at Fort Scott CC last season that had eight players sign with four-year colleges, including three NCAA Division I signees, and the Greyhounds had one player earn First Team All-Kansas Jayhawk Conference honors. Prior to

his year at Fort Scott, he spent two years on the other side of Kansas, serving as the Special Teams Coordinator, Linebackers Coach and Video Coordinator for Garden City CC.

While at Garden City, Gibson helped the Broncbusters to a 7-4 record in 2012 and a No. 20 final National Junior College Athletic Association (NJCAA) national ranking after they defeated No. 7 Copiah-Lincoln in the 2012 Mississippi Bowl. While working at Garden City, Gibson was also a member of the KJCCC Coaching Staff of the Year in 2012 and he coached six players to all-conference status and one All-American return specialist – Tyreek Hill.

Additionally, he guided three special team players that earned conference or national player of the week awards during his two seasons.

The first full-time collegiate job for Gibson came at Blinn College, where he served as the Linebackers Coach and Video Coordinator for the 2010 season under head coach Brad Franchione. Gibson had four linebackers earn All-SWJCFB, including the SWJCFB Defensive Player of the Year and NJCAA All-American Princeton Jackson. The Buccaneers went on to finish the season ranked No. 10 in the national NJCAA poll after defeating No. 4 Arizona Western in the C.H.A.M.P.S Heart of Texas Bowl.

Gibson spent six seasons coaching high school football in Oklahoma at Putnam City HS and El Reno HS prior to returning to the college ranks. He was the defensive coordinator for his final three seasons with the Pirates, helping the school to two OSSAA quarterfinal appearances and he coached two players that earned Linebacker of the Year Awards for District 6A-2 (2008 & 2009) and he had 14 players earn postseason accolades during his five seasons.

Gibson started his coaching career at his alma mater, Central Oklahoma, where he served as a graduate assistant in 2002-03, assisting with the linebackers and defensive line. He had various recruiting and administrative duties while with the Bronchos and he was a member of the coaching staff in 2003 as UCO advanced to the NCAA Division II playoff quarterfinals.

A native of Ashland, Kan., Gibson holds two degrees from the University of Central Oklahoma, where he earned a bachelor's degree in Social Studies Education in 2000 and a master's degree of Adult Education in 2003.

**THE GIBSON FILE**

**EDUCATION**  
University of Central Oklahoma:  
BA, Social Studies Education, '00  
M Ed., Adult Education, '03

**COACHING CAREER**  
2014-present: .....SWOSU  
Defensive Coordinator

2013: .....Fort Scott (Kan.) CC  
Defensive Coordinator/DBs

2011-12: .....Garden City (Kan.) CC  
Special Teams/LBs/Video Coordinator

2010: .....Blinn (Texas) College  
Linebackers/Video Coordinator

2005-10: .....Putnam City HS  
Defensive Coordinator

2004: .....El Reno HS  
Assistant Football/Baseball

2002-03 .....Central Oklahoma  
Graduate Assistant

**THE DARBY FILE**

**EDUCATION**  
SWOSU  
BS, Health & Physical Education, 2012  
MS, Sports Management, 2013

**COACHING CAREER**  
2014-present: .....SWOSU  
Defensive Backs

2013: .....SWOSU  
Graduate Assistant (DBs)

**PLAYING CAREER**  
2010-12: .....SWOSU  
1st Team All-LSC North in 2010

2008-09: .....Grossmont (Calif.) College

**JONATHAN DARBY**  
**Defensive Backs**



Jonathan Darby joins the SWOSU coaching staff as a full-time assistant for the 2014 campaign after serving as a graduate assistant for the Bulldogs last season. Darby will continue to work with SWOSU's defensive backs this year.

In his first season on the coaching staff, Darby helped tutor a youthful defensive backfield that recorded 10 interceptions, 38 pass breakups and 48 pass deflections while ranking fifth in the Great American Conference in total defense. The Bulldogs finished the 2013 season with a 6-5 record, marking the program's first winning season since 2007.

Before getting into coaching, Darby was a first-team All-Lone Star Conference North Division selection in 2010 when he led the team in tackles with 91 despite missing the final two games of the season. He missed the 2011 season to rehabilitate an ankle injury exhausting his playing eligibility in 2012. Darby was the Bulldogs

second-leading tackler in 2012, finishing the year with 73 stops (29 solo, 44 assist) with 4.5 tackles for loss and seven pass breakups.

Darby transferred to SWOSU after playing for two years at Grossmont College in California. He was the second-leading tackler for the Griffins in 2009, finishing the year with 57 tackles, four interceptions and one fumble recovery. He helped the Grossmont to an 8-3 record that season and an appearance in the U.S. Bank Beach Bowl where they beat rival El Camino 27-22.

In addition to his strong performance on the football field, Darby has been an excellent ambassador for the entire athletic program at SWOSU. He served as the president of the Student Athlete-Advisory Council (SAAC) at SWOSU and was elected the Great American Conference's national representative in 2013.

A native of San Diego, Calif., Darby holds two degrees from SWOSU after earning his bachelor's degree in Health and Physical Education in December 2012 and a master's degree in Sports Management in December 2013.



### **JON GARFIELD** **Wide Receivers**

Jon Garfield is in his first season with the SWOSU football coaching staff and he will direct the Bulldogs wide receivers in 2014. He brings six seasons of coaching experience to the staff, including two years of collegiate coaching at Menlo College.

Garfield spent two seasons at Menlo coaching wide receivers, assisting with an offense that averaged 168.9 passing yards per game. He tutored

three players who have earned invites to postseason all-star games, with one competing in the NAIA vs. DII Bowl and two in the All-American Bowl in the past two years.

Before entering coaching at the collegiate level, Garfield spent the 2011 season as a player personnel assistant with the San Jose Sabercats of the Arena Football League and four years coaching at the high school level in California. He was an assistant coach and special teams coordinator at Oak Grove HS (2010-11) for two seasons, spent 2009 as the offensive coordinator at Prospect HS and he held the same position for Lynbrook HS in 2008.

As a player, Garfield spent two years as the quarterback for De Anza Junior College in California before transferring to Chadron State (Neb.) College where he spent the 2007 season with the Eagles.

A native of Cupertino, Calif., Garfield completed his bachelor's degree in Management from Menlo College in 2013 and he is now pursuing a master's degree from SWOSU.



### **CARLTON STEWART** **Running Backs**

Carlton Stewart is in his first year with the SWOSU football program and he will coach the Bulldog running backs in 2014. He brings experience at both the high school and collegiate levels to the Bulldogs this season.

Stewart spent the 2013 season coaching running backs at Fort Worth Country Day School, the same school that he played at. He led a group of running backs that averaged more

than 280 rushing yards per game and helped the Falcons to a winning record.

Prior to his high school coaching, Stewart spent the 2010-11 season as a student assistant coach at TCU where he helped coach the Horned Frog running backs. That season, TCU finished 13-0 to mark the second undefeated season in program history after defeating No. 5 Wisconsin in the Rose Bowl. With the victory, the Horned Frogs became the first non-automatic qualifying school to play in and win the Rose Bowl.

Stewart went to TCU following a standout high school career at Fort Worth Country Day School, where he was a three-time all-conference selection and the team's offensive MVP in 2006. He was also a standout in wrestling, finishing as the state runner-up in 2003.

A native of Fort Worth, Texas, Stewart earned his bachelor's degree in Finance & Entrepreneurial Management from TCU in 2011 and he is now working on a master's degree in Sports Management from SWOSU.



### **KENRY TOLBERT** **Defensive Line**

Kenry Tolbert is in his first season as a member of the SWOSU football coaching staff in 2014 and he will be coaching the Bulldog defensive line this season. He comes to SWOSU after spending the spring as a graduate assistant at his alma mater, Alcorn State, where he coached linebackers and special teams.

Tolbert was a member of the team at Alcorn State from 2010-2013,

appearing in 15 games as a defensive lineman and linebacker during his final two seasons. He also was a member of all special teams units at Alcorn State and served as a team captain his last two years. As a senior in 2013, he recorded 18 tackles, one tackle for loss and returned one fumble 24 yards, helping the Braves to a 9-3 record and a second-place finish in the Southwestern Athletic Conference (SWAC).

A native of Birmingham, Ala., Tolbert earned a bachelor's degree in Education from Alcorn State in 2014 and he is now pursuing a master's degree in Sports Management from SWOSU.



### **LUKE JAICKS** **Defensive Backs**

Luke Jaicks joins the SWOSU football coaching staff in 2014 as the Bulldog cornerbacks coach. He comes to SWOSU from Scottsdale Community College, where he coached safeties last season.

Jaicks helped Scottsdale to a 10-1 record and a Western States Football League Championship in 2013 and the Artichokes finished the season ranked No. 4 in NJCAA after defeating Dodge

City Community College in the Valley of the Sun Bowl. Three defensive backs from Jaicks' secondary went on to sign with NCAA Division I institutions following the season.

As a player, Jaicks played two years at Scottsdale CC before transferring to Southern Utah to complete his career. He recorded 23 tackles, six interceptions and five pass breakups for the Artichokes as he earned all-conference honors.

A native of Mesa, Ariz., Jaicks holds a bachelor's degree in Psychology from Maharishi University of Management and he is now pursuing his master's degree from SWOSU.



# 2014 OPPONENT PROFILES

## SOUTHERN ARKANSAS

**Saturday, Sept. 20, 6:00 pm**  
**Weatherford, Okla. (Fast Lane Field)**

### UNIVERSITY INFORMATION

School: ..... Southern Arkansas University  
 Location: ..... Magnolia, Ark.  
 Founded: ..... 1909  
 Enrollment: ..... 3,382  
 Nickname: ..... Muleriders  
 School Colors: ..... Royal Blue & Old Gold  
 Field: ..... Wilkins Stadium  
 Playing Surface: ..... RealGrass Turf  
 Capacity: ..... 6,000  
 Conference: ..... Great American Conference  
 President: ..... Dr. David F. Rankin  
 Athletic Director: ..... Steve Browning



**Head Coach  
Bill Keopple**

### TEAM INFORMATION

Head Coach: ..... Bill Keopple  
 Record (at school): ..... 21-31 (6 years)  
 Record (Overall): ..... 21-31 (6 years)  
 Office Phone: ..... 870-235-4110  
 Assistant Coaches: ... Landon Keopple, Trent Figg  
 Josh Lawson, Paul Streacker, Cordell Upshaw  
 Bobby Evins, Tyler Hasty, Blaine LeBlanc  
 2013 Record: ..... 6-4  
 Conference Finish: ..... 6-4/T-4th GAC  
 Lettermen Returning: ..... 54  
 Lettermen Lost: ..... 34  
 Starters Returning: ..... 14 (6 O, 5 D, 3 S)  
 Starters Lost: ..... 14 (6 O, 6 D, 2 S)  
 Series Record: ..... SAU leads 3-0  
 Current Streak: ..... SAU W3  
 Last Meeting: ..... SAU 20, SWOSU 17  
 Sept. 21, 2013



**Wide Receiver  
Zikerious Ware**



### SPORTS INFORMATION

SID: ..... Daniel Gallegos  
 E-Mail Address: ..... sausid@saumag.edu  
 Office Phone: ..... 870-235-4104  
 Cell Phone: ..... 501-442-2930  
 Pressbox: ..... 870-235-4117  
 Fax: ..... 870-235-5362  
 Web Site: ..... www.muleriderathletics.com  
 Twitter: ..... @MuleriderAthletics

### 2014 Schedule

Sept. 6 Southeastern Okla 6:00 PM  
 Sept. 13 at East Central 6:00 PM  
 Sept. 20 at SWOSU 6:00 PM  
 Sept. 27 Northwestern Okla 2:00 PM  
 Oct. 4 at Harding 6:00 PM  
 Oct. 11 Arkansas Tech 6:00 PM  
 Oct. 18 Southern Nazarene 2:30 PM  
 Nov. 1 at Ouachita Baptist 1:00 PM  
 Nov. 8 Henderson State 2:00 PM  
 Nov. 15 at Ark.-Monticello 3:00 PM

### 2013 Results

Sept. 5 at Southeastern L 50-56  
 Sept. 14 East Central W 50-16  
 Sept. 21 SWOSU W 20-17  
 Sept. 28 at Northwestern Okla W 47-14  
 Oct. 3 Harding L 14-28  
 Oct. 12 at Arkansas Tech L 13-14  
 Oct. 19 at Southern Nazarene W 66-17  
 Nov. 2 Ouachita Baptist W 31-23  
 Nov. 9 at #4 Henderson State L 24-66  
 Nov. 16 Arkansas-Monticello W 44-20

## ARKANSAS-MONTICELLO

**Saturday, Sept. 27, 6:00 pm**  
**Monticello, Ark. (Willis Leslie Cotton Boll Stadium)**

### UNIVERSITY INFORMATION

School: ..... University of Arkansas at Monticello  
 Location: ..... Monticello, Ark.  
 Founded: ..... 1909  
 Enrollment: ..... 3,700  
 Nickname: ..... Boll Weevils  
 School Colors: ..... Kelly Green & White  
 Field: .. Willis "Convoy" Leslie Cotton Boll Stadium  
 Playing Surface: ..... Grass  
 Capacity: ..... 4,500  
 Conference: ..... Great American Conference  
 President: ..... Dr. Jack Lassiter  
 Athletic Director: ..... Chris Ratcliff



**Head Coach  
Hud Jackson**

### TEAM INFORMATION

Head Coach: ..... Hud Jackson  
 Record (at school): ..... 11-22 (3 years)  
 Record (Overall): ..... 11-22 (3 years)  
 Office Phone: ..... 870-460-1317  
 Assistant Coaches: ..... Keith Scott, Kyle Shipp  
 Marcus Hill, Mario Jeberaeel, Cody Scribner  
 Kyle Manning, Zach Case  
 2013 Record: ..... 5-6  
 Conference Finish: ..... 4-6/8th GAC  
 Lettermen Returning: ..... 55  
 Lettermen Lost: ..... 22  
 Starters Returning: ..... 16 (7 O, 7 D, 2 ST)  
 Starters Lost: ..... 8 (4 O, 4 D, 0 ST)  
 Series Record: ..... SWOSU leads 2-1  
 Current Streak: ..... SWOSU W2  
 Last Meeting: ..... SWOSU 35, UAM 17  
 Sept. 28, 2013



**Defensive Back  
Mike Early**



### SPORTS INFORMATION

SID: ..... Bryan Ramsey  
 E-Mail Address: ..... ramsey@uamont.edu  
 Office Phone: ..... 870-460-1574  
 Cell Phone: ..... NA  
 Pressbox: ..... NA  
 Fax: ..... NA  
 Web Site: ..... www.uamsports.com  
 Twitter: ..... @UAMSports

### 2014 Schedule

Sept. 6 East Central 6:00 PM  
 Sept. 13 at Southeastern Okla 6:00 PM  
 Sept. 20 at Northwestern Okla 1:00 PM  
 Sept. 27 SWOSU 6:00 PM  
 Oct. 4 at Arkansas Tech 6:00 PM  
 Oct. 11 Harding 3:00 PM  
 Oct. 25 at Southern Nazarene 4:00 PM  
 Nov. 1 at Henderson State 3:00 PM  
 Nov. 8 Ouachita Baptist 3:00 PM  
 Nov. 15 Southern Arkansas 3:00 PM

### 2013 Results

Sept. 7 at East Central L 46-22  
 Sept. 14 Southeastern Okla W 42-34  
 Sept. 21 Northwestern Okla W 22-20  
 Sept. 28 at SWOSU L 35-17  
 Oct. 5 Arkansas Tech W 34-0  
 Oct. 12 at Harding L 63-30  
 Oct. 19 Lindenwood-Belleville W 41-27  
 Oct. 26 Southern Nazarene W 22-19  
 Nov. 2 Henderson State L 37-21  
 Nov. 9 at Ouachita Baptist L 35-10  
 Nov. 16 at Southern Arkansas L 44-20





# 2014 OPPONENT PROFILES

## SOUTHERN NAZARENE

**Saturday, Nov. 1, 4:00 pm**  
**Bethany, Okla. (SNU Football Stadium)**

### UNIVERSITY INFORMATION

School: .....Southern Nazarene University  
 Location: ..... Bethany, Okla.  
 Founded: .....1899  
 Enrollment: .....2,110  
 Nickname: .....Crimson Storm  
 School Colors: .....Crimson & White  
 Field: ..... SNU Football Stadium  
 Playing Surface: ..... Natural Grass  
 Capacity: .....2,500  
 Conference: ..... Great American Conference  
 President: ..... Dr. Loren P. Gresham  
 Athletic Director: ..... Bobby Martin



**Head Coach**  
**Mike Cochran**

### TEAM INFORMATION

Head Coach: ..... Mike Cochran  
 Record (at school): ..... 40-47 (8 years)  
 Record (Overall): ..... 86-59 (13 years)  
 Office Phone: ..... 405-717-6238  
 Assistant Coaches: Craig Hubbard, Juan Redmon  
 Micah Anderson, Billy Barefield, Cedric Jones  
 Clay Rhodes, Billy Sexton, Davis Hodam,  
 2013 Record: .....0-11  
 Conference Finish: .....0-10/11th GAC  
 Lettermen Returning: .....NA  
 Lettermen Lost: .....NA  
 Starters Returning: .....NA  
 Starters Lost: .....NA  
 Series Record: ..... SWOSU leads 3-0  
 Current Streak: .....SWOSU W3  
 Last Meeting: ..... SWOSU 42, SNU 14  
 Nov. 2, 2013



**Running Back**  
**Brian Yenor**



### SPORTS INFORMATION

SID: .....David Noblett  
 E-Mail Address: ..... dnoblett@snu.edu  
 Office Phone: ..... 405-491-6619  
 Cell Phone: .....NA  
 Pressbox: .....NA  
 Fax: .....NA  
 Web Site: ..... www.snuathletics.com  
 Twitter: ..... @SNUathletics



### 2014 Schedule

Sept. 6	Henderson State	6:00 PM
Sept. 13	at Ouachita Baptist	6:00 PM
Sept. 20	at Arkansas Tech	6:00 PM
Sept. 27	Harding	6:00 PM
Oct. 4	East Central	7:00 PM
Oct. 11	at Southeastern Okla.	2:00 PM
Oct. 18	at Southern Arkansas	2:30 PM
Oct. 25	Arkansas-Monticello	4:00 PM
Nov. 1	SWOSU	4:00 PM
Nov. 8	at Northwestern Okla.	5:00 PM
Nov. 15	Southwest Baptist	1:30 PM

### 2013 Results

Sept. 7	at Henderson State	L 10-82
Sept. 14	Ouachita Baptist	L 24-49
Sept. 21	Arkansas Tech	L 7-49
Sept. 28	at Harding	L 21-63
Oct. 5	at East Central	L 14-46
Oct. 12	Southeastern Okla	L 14-31
Oct. 19	Southern Arkansas	L 17-66
Oct. 26	at Ark-Monticello	L 19-22
Nov. 2	at SWOSU	L 14-42
Nov. 9	Northwestern Okla	L 17-62
Nov. 16	at McMurry	L 20-55

## NORTHWESTERN OKLAHOMA STATE

**Saturday, Nov. 15, 2:00 pm**  
**Weatherford, Okla. (Fast Lane Field)**

### UNIVERSITY INFORMATION

School: ..Northwestern Oklahoma State University  
 Location: ..... Alva, Okla.  
 Founded: .....1897  
 Enrollment: .....2,233  
 Nickname: ..... Rangers  
 School Colors: ..... Black & Red  
 Field: ..... Ranger Field  
 Playing Surface: ..... Natural Grass  
 Capacity: .....6,000  
 Conference: ..... Great American Conference  
 President: ..... Dr. Janet Cunningham  
 Athletic Director: ..... Andy Carter



**Head Coach**  
**Alan Hall**

### TEAM INFORMATION

Head Coach: ..... Alan Hall  
 Record (at school): ..... 6-16 (2 years)  
 Record (Overall): ..... 6-16 (2 years)  
 Office Phone: ..... 580-327-8488  
 Assistant Coaches: ..... Kevin Turco, Dan Lemke  
 Anthony Weeden, Joseph Foteh, Mike Brown  
 Anathan Gibson, Ben Gomes, Dalton Beeler  
 2013 Record: ..... 2-9  
 Conference Finish: ..... 2-8/T-9thGAC  
 Lettermen Returning: .....38  
 Lettermen Lost: .....22  
 Starters Returning: .....14  
 Starters Lost: .....8  
 Series Record: ..... SWOSU leads 50-27-4  
 Current Streak: .....SWOSU W6  
 Last Meeting: .....SWOSU 62, Northwestern 17  
 Nov. 16, 2013



**Linebacker**  
**Alex Hemberger**



### SPORTS INFORMATION

SID: .....Bryan Holmgren  
 E-Mail Address: ..... btholmgren@nwosu.edu  
 Office Phone: ..... 580-327-8693  
 Cell Phone: ..... 316-841-6206  
 Pressbox: .....NA  
 Fax: .....NA  
 Web Site: ..... www.riderangerside.com  
 Twitter: ..... @NWOSUathletics



### 2014 Schedule

Sept. 4	at Arkansas Tech	7:00 PM
Sept. 13	Harding	1:00 PM
Sept. 20	Arkansas-Monticello	1:00 PM
Sept. 27	at Southern Arkansas	2:00 PM
Oct. 4	at Henderson State	3:00 PM
Oct. 11	Ouachita Baptist	1:00 PM
Oct. 18	East Central	3:00 PM
Oct. 25	at Southeastern Okla	2:00 PM
Nov. 8	Southern Nazarene	5:00 PM
Nov. 15	at SWOSU	2:00 PM

### 2013 Results

Sept. 5	Arkansas Tech	L 10-38
Sept. 14	at Harding	L 0-69
Sept. 21	at Ark-Monticello	L 20-22
Sept. 28	Southern Arkansas	L 14-47
Oct. 5	#8 Henderson State	L 0-42
Oct. 12	at Ouachita Baptist	L 21-45
Oct. 19	at East Central	L 14-64
Oct. 26	Southeastern Okla	W 25-21
Nov. 2	at #7 Pittsburg State	L 0-70
Nov. 9	at Southern Nazarene	W 62-17
Nov. 16	SWOSU	L 17-62

## DAWGS EMPHATICALLY CAP OFF 2013 SEASON WITH WINNING RECORD

The rebuilding effort undertaken by Head Coach Dan Cocannouer and the SWOSU Football staff in 2009 took another step forward last season as Cocannouer led the Bulldogs to their first winning season since 2007 by finishing 6-5 in 2013. SWOSU also tied for fourth place in the Great American Conference standings – and finished with the best record among NCAA Division II teams in Oklahoma – with a 6-4 conference mark.

SWOSU opened the season with an exciting come-from-behind 27-23 victory over Harding, a playoff team in 2012 who was ranked in at least one poll coming into the season. Dustin Stenta carried the ball in from eight yards out in the final two minutes of the game to complete the Bulldogs comeback in the Fast Lane Kickoff Classic. The Bulldogs then improved to 2-0 for the first time since 2007 with a 28-17 win at Arkansas Tech.

The Bulldogs suffered their first loss of the season at Southern Arkansas, falling to the Muleriders 20-17 but they responded by defeating Arkansas-Monticello 35-17 in their return home the following weekend. The final stretch against Arkansas schools ended in a pair of defeats as Ouachita Baptist handed the Dawgs a 31-14 setback before No. 8 Henderson State routed SWOSU 45-17.

A Friday evening trip to Durant ended with the Bulldogs going back over .500 with a 37-27 win over Southeastern Oklahoma State before East Central took advantage of five SWOSU turnovers to hand the Bulldogs a 24-21 defeat on Homecoming in Weatherford. The next week, SWOSU rebounded admirably by throttling Southern Nazarene 42-14 on Senior Day, setting up a two-week stretch of road games to close out the season.

Week 10 took the Bulldogs to Stephenville, Texas, to face an old Lone Star Conference foe in Tarleton State. In a high-scoring and record-setting affair, however, the Bulldogs fell to the Texans by a count of 49-32. Stenta passed for 443 yards – the second-most in school history – and Ryan Corbin establishes a new single-season record for receptions in the contest, but it was not enough to top Tarleton.

The loss dropped the Bulldogs to 5-5, leaving a showdown with Northwestern Oklahoma State in a rivalry game to close out the season. SWOSU headed to Alva for Week 11 and welcomed the Rangers to the Great American Conference with 34 unanswered points in the second half and a 62-17 victory, the Bulldogs sixth straight over Northwestern.

Offense highlighted the 2013 campaign as quarterback Dustin Stenta and tight end Ryan Corbin concluded highly-decorated careers as two of the best two don a Bulldog uniform. Stenta – a four-year starter under center – turned the tassel after setting almost every single-game, single-season and career passing record at SWOSU. He finished the season with 3,003 passing yards, becoming the first 3,000-yard passer in Bulldog football history, while also tossing a school-record 27 touchdown passes. For his career, Stenta claimed records for completions (839), pass attempts (1,510), passing yards (9,516), touchdowns (64), completion percentage (55.6) and yards per game (216.3). Stenta capped off his senior season with a second team All-Great American Conference selection, the second all-conference honor of his career.

The primary beneficiary of Stenta's passing was Corbin, who had an equally impressive senior campaign. Corbin set a new Great American Conference record with 78 pass receptions and also set a single-season school record with 914 receiving yards. Corbin also ascended to the top of the Bulldogs all-time receptions list with 183 and he graduated ranked fourth in receiving yards (1850) and receiving touchdowns (10). Corbin's performance led to several accolades following the season, including a second consecutive First Team All-Great American Conference selection and the selection to two All-Super Region 3 teams. Beyond that, however, Corbin became just the seventh player in SWOSU's NCAA Division II history to be named an All-American, earning honors from five different outlets, including a First Team selection by Beyond Sports Network. Corbin and teammate Jim O'Brien capped their careers with an appearance in the National Bowl Game in Miami, Fla., in December, leading their Red Nation team to a 40-26 victory over the Blue Nation.

Defensively, linebacker Ryan Feller led the Bulldogs in tackles for the second straight season and became the first SWOSU player since 2009 to top the 100-tackle mark. Feller finished the season with 102 stops (43 solo, 59 assist) and concluded his career with 282, the third-most at SWOSU in the NCAA Division II era. Jim O'Brien was the second-leading tackler for the Bulldogs with 85 stops on the year and he added team-highs of 13.0 tackles for loss and 5.0 sacks from his defensive end position. Defensive tackle Devin Benton was a First Team All-Great American Conference pick for the second straight year and a Third Team All-Super Region three choice after finishing with 40 tackles, 4.0 tackles for loss and 3.0 sacks despite being the primary focus of opposing offensive lines.

### 2013 Honor Roll

#### All-Great American Conference

##### FIRST TEAM

Ryan Corbin	TE	Newcastle, Okla.
Devin Benton	DT	Arlington, Texas

##### SECOND TEAM

Dustin Stenta	QB	Fort Worth, Texas
Ryan Feller	LB	Altus, Okla.

##### HONORABLE MENTION

Brad Smithey	WR	Mesquite, Texas
Nathan Butler	OL	Southlake, Texas
Mack Cannon	OL	Arlington, Texas
Derrick Shelton	OL	Clarendon, Texas
Jacolby Robinson	DL	Mansfield, Texas

#### All-Super Region 3 (Daktronics)

##### FIRST TEAM

Ryan Corbin	TE	Newcastle, Okla.
-------------	----	------------------

#### All-Super Region 3 (Football Gazette)

##### SECOND TEAM

Ryan Corbin	TE	Newcastle, Okla.
-------------	----	------------------

##### THIRD TEAM

Devin Benton	DT	Arlington, Texas
--------------	----	------------------

#### All-America Teams

Ryan Corbin	TE	Newcastle, Okla.
Beyond Sports Network (First)		
D2Football.com (Second)		
Daktronics (Second)		
Associated Press Little (Third)		
Don Hansen Football Committee (Third)		

#### National Bowl Game (Miami, Fla., Dec. 8, 2013)

Ryan Corbin	TE	Newcastle, Okla.
Jim O'Brien	DL	Lake Arrowhead, Calif.

#### GAC Players of the Week

Terrance Franklin	Special Teams	Oct. 21
Dustin Stenta	Offense	Nov. 4
Jim O'Brien	Defense	Nov. 18

# Great American Conference

2013 FINAL STANDINGS		GAC		OVERALL		GAC SPECIALTY AWARDS	
1	Henderson State #4/5	10-0	1.000	11-1	0.917	<b>Offensive Player of the Year:</b> Kevin Rodgers, QB, Henderson State  <b>Defensive Player of the Year:</b> Keaton Stigger, LB, Henderson State  <b>Freshman of the Year:</b> Devlon Wortham, RB, Southeastern  <b>Coach of the Year:</b> Scott Maxfield, Henderson State	
2	Harding	8-2	0.800	9-2	0.818		
3	Ouachita Baptist	7-3	0.700	7-3	0.700		
4	<b>Southwestern Oklahoma State</b>	<b>6-4</b>	<b>0.600</b>	<b>6-5</b>	<b>0.545</b>		
	Southern Arkansas	6-4	0.600	6-4	0.600		
6	East Central	5-5	0.500	5-5	0.500		
	Arkansas Tech	5-5	0.500	5-6	0.455		
8	Arkansas-Monticello	4-6	0.400	5-6	0.455		
9	Northwestern Oklahoma State	2-8	0.200	2-9	0.182		
	Southeastern Oklahoma State	2-8	0.200	2-9	0.182		
11	Southern Nazarene	0-10	0.000	0-11	0.000		

## 2013 All-GAC Football Teams

FIRST TEAM OFFENSE				SECOND TEAM OFFENSE			
POS.	PLAYER	YR.	SCHOOL	POS.	PLAYER	YR.	SCHOOL
QB	Kevin Rodgers	Jr.	Henderson State	QB	Dustin Stenta	Sr.	Southwestern Okla. St.
RB	Chris Rycraw	Jr.	Ouachita Baptist	RB	Ketrich Harmon	Sr.	Arkansas Tech
RB	Devlon Wortham	Fr.	Southeastern Okla. St.	RB	Mark Johnson	Sr.	Southern Arkansas
FB/HB	Romo Westbrook	Jr.	Harding	FB/HB	Spencer Knight	Jr.	Ouachita Baptist
WR	Darius Davis	Jr.	Henderson State	WR	Anthony Foster	Jr.	Southeastern Okla. St.
WR	Robert Jordan	Sr.	Henderson State	WR	Caleb Holley	Sr.	East Central
WR	Chris Terry	So.	Southern Arkansas	WR	Jamal Nixon	Sr.	Arkansas-Monticello
TE	<b>Ryan Corbin</b>	<b>Sr.</b>	<b>Southwestern Okla. St.</b>	TE	Johnathan Powell	So.	Ouachita Baptist
UT	Donatella Lockett	Jr.	Harding	UT	Steven Kehner	Jr.	Ouachita Baptist
C	Kelton Hays	Sr.	Henderson State	C	Dallon Hudson	Sr.	Harding
OL	Doug Despaigne	Sr.	Henderson State	OL	Brandon Cathey	Sr.	Arkansas Tech
OL	Ricky Gonzales	Sr.	Henderson State	OL	Travis Hening	So.	East Central
OL	Aaron Sprinkle	Jr.	Ouachita Baptist	OL	Jeremiah Vivio	Sr.	Harding
OL	Mike Thompson	Jr.	Harding	OL	R.J. Taylor	Sr.	Henderson State

FIRST TEAM DEFENSE				SECOND TEAM DEFENSE			
POS.	PLAYER	YR.	SCHOOL	POS.	PLAYER	YR.	SCHOOL
DE	Glennon Bobo	Jr.	Henderson State	DE	Alex King	Sr.	East Central
DE	Daniel Riley	Sr.	Harding	DE	Antwion Patterson	Sr.	Ouachita Baptist
DT	<b>Devin Benton</b>	<b>Jr.</b>	<b>Southwestern Okla. St.</b>	DT	Nick Siedelhofer	Sr.	Henderson State
DT	Calvin Ursin	Sr.	Arkansas-Monticello	DT	JuJu Turituri	Jr.	East Central
ILB	Tate Mustin	Sr.	Southern Arkansas	ILB	Rickey Brown	Sr.	Ouachita Baptist
ILB	Keaton Stigger	Sr.	Henderson State	ILB	<b>Ryan Feller</b>	<b>Sr.</b>	<b>Southwestern Okla. St.</b>
OLB	Erik Ragsdale	Sr.	Harding	ILB	Logan Genz	So.	Arkansas Tech
OLB	Mark Spaight	Sr.	Southern Arkansas	OLB	Tim Llewellyn	So.	Henderson State
CB	Qumain Black	Jr.	East Central	OLB	Augustine Ume Ezeoke	Sr.	Ouachita Baptist
CB	Deandre' Bonner	Sr.	Arkansas Tech	CB	Quan Warren	So.	Southern Arkansas
S	Fred Gaines	Sr.	East Central	CB	Greg Williams	Sr.	Ouachita Baptist
S	Ashtun Williams	Sr.	Harding	S	Christian Love	Jr.	Henderson State
				S	Shai Kobayshi	Jr.	Arkansas Tech
				S	Philip Mion	Sr.	Harding

FIRST TEAM SPECIALISTS				SECOND TEAM SPECIALISTS			
POS.	PLAYER	YR.	SCHOOL	POS.	PLAYER	YR.	SCHOOL
P	Jared Heim	Jr.	Southeastern Okla. St.	P	Matthew Shade	Fr.	Arkansas Tech
K	Jamie McGee	Fr.	Arkansas-Monticello	K	Charles Gonsalves	Sr.	Henderson State
RS	Etauj Allen	Sr.	Ouachita Baptist	RS	Al Lasker	Jr.	Henderson State
S/T	Tyler Moon	Jr.	Arkansas Tech	S/T	Kyle Vorster	So.	Ouachita Baptist

**SWOSU Honorable Mention Selections:** WR Brad Smithey, OL Nathan Butler,  
OL Mack Cannon, OL Derrick Shelton, DL Jacolby Robinson

# 2013 Team/Individual Statistics

<b>Record:</b>	<b>Overall</b>	<b>Home</b>	<b>Away</b>	<b>Neutral</b>
All Games	6-5-0	3-2-0	3-3-0	0-0-0
Conference	6-4-0	3-2-0	3-2-0	0-0-0
Non-Conference	0-1-0	0-0-0	0-1-0	0-0-0

<b>Date</b>	<b>Opponent</b>	<b>W/L</b>	<b>Score</b>	<b>Att.</b>
*Sep 05, 2013	HARDING	W	27-23	4109
*Sep 14, 2013	at Arkansas Tech	W	28-17	5417
*Sep 21, 2013	at Southern Arkansas	L	17-20	4316
*Sep 28, 2013	ARK-MONTICELLO	W	35-17	3864
*Oct 05, 2013	OUACHITA BAPTIST	L	14-31	3188
*Oct 12, 2013	at #8 Henderson State	L	17-45	6045
*Oct 18, 2013	at Southeastern Okla.	W	37-27	1818
*Oct 26, 2013	EAST CENTRAL	L	21-24	6562
*Nov 02, 2013	SOUTHERN NAZ	W	42-14	4244
Nov 09, 2013	at Tarleton State	L	32-49	4379
*Nov 16, 2013	at Northwestern Okla.	W	62-17	1291

<b>TEAM STATISTICS</b>	<b>SWOSU</b>	<b>OPP</b>
<b>FIRST DOWNS</b>	258	224
Rushing	107	69
Passing	139	116
Penalty	12	39
<b>RUSHING YARDAGE</b>	1781	1336
Rushing Attempts	437	407
Average Per Rush	4.1	3.3
Average Per Game	161.9	121.5
TDs Rushing	17	14
<b>PASSING YARDAGE</b>	3084	2962
Comp-Att-Int	243-409-10	241-424-10
Average Per Pass	7.5	7.0
Average Per Catch	12.7	12.3
Average Per Game	280.4	269.3
TDs Passing	28	22
<b>TOTAL OFFENSE</b>	4865	4298
Average Per Play	5.8	5.2
Average Per Game	442.3	390.7
<b>KICK RETURNS: #-Yards</b>	38-862	48-786
<b>PUNT RETURNS: #-Yards</b>	13-73	25-178
<b>INT RETURNS: #-Yards</b>	10-62	10-95
<b>FUMBLES-LOST</b>	17-9	17-8
<b>PENALTIES-Yards</b>	97-887	94-750
<b>PUNTS-AVG</b>	52-37.6	56-37.6
<b>TIME OF POSSESSION/Game</b>	28:24	31:24
<b>3RD-DOWN Conversions</b>	82/171	71/182
<b>4TH-DOWN Conversions</b>	9/22	8/28

<b>RUSHING</b>	<b>GP</b>	<b>Att</b>	<b>Gain</b>	<b>Loss</b>	<b>Net</b>	<b>Avg</b>	<b>TD</b>	<b>Long</b>	<b>Avg/G</b>
Karl Hodge	11	142	686	13	673	4.7	2	75	61.2
D.C. Walker	9	157	660	33	627	4.0	2	22	69.7
Dustin Stenta	11	62	382	104	278	4.5	5	32	25.3
Matt Farris	10	35	165	2	163	4.7	3	25	16.3
Ryley Claborn	4	8	45	18	27	3.4	0	16	6.8
Stephen Castigl	11	4	25	0	25	6.2	0	13	2.3
Ryan Corbin	11	10	21	8	13	1.3	5	7	1.2
<b>Total.....</b>	<b>11</b>	<b>437</b>	<b>2007</b>	<b>226</b>	<b>1781</b>	<b>4.1</b>	<b>17</b>	<b>75</b>	<b>161.9</b>

<b>PASSING</b>	<b>G</b>	<b>Effic</b>	<b>Cmp-Att-Int</b>	<b>Pct</b>	<b>Yds</b>	<b>TD</b>	<b>Lng</b>	<b>Avg/G</b>
Dustin Stenta	11	139.89	234-397-10	58.9	3003	27	78	273.0
Ryley Claborn	4	159.20	9-12-0	75.0	81	1	20	20.2
<b>Total.....</b>	<b>11</b>	<b>140.45</b>	<b>243-409-10</b>	<b>59.4</b>	<b>3084</b>	<b>28</b>	<b>78</b>	<b>280.4</b>

<b>RECEIVING</b>	<b>G</b>	<b>No.</b>	<b>Yds</b>	<b>Avg</b>	<b>TD</b>	<b>Long</b>	<b>Avg/G</b>
Ryan Corbin	11	78	914	11.7	7	59	83.1
Teverick Boyd	11	46	572	12.4	5	70	52.0
Brad Smithey	9	40	461	11.5	4	57	51.2
M.J. Porter	11	22	398	18.1	5	62	36.2
Brian Robinson	11	17	333	19.6	3	50	30.3
Karl Hodge	11	14	112	8.0	0	17	10.2
D.C. Walker	9	9	36	4.0	0	11	4.0
Stephen Castigl	11	4	38	9.5	1	15	3.5
Hunter Dinkines	8	3	89	29.7	2	78	11.1
<b>Total.....</b>	<b>11</b>	<b>243</b>	<b>3084</b>	<b>12.7</b>	<b>28</b>	<b>78</b>	<b>280.4</b>

|----- PATs -----|

<b>SCORING</b>	<b>TD</b>	<b>FGs</b>	<b>Kick</b>	<b>Rush</b>	<b>Rcv</b>	<b>Pass</b>	<b>DXP</b>	<b>Saf</b>	<b>Pts</b>
Ryan Corbin	12	0-0	0-0	0-0	0	0-0	0	0	72
Teverick Boyd	5	0-0	0-0	0-0	1	0-0	0	0	32
Kevin Cantrell	0	2-5	25-30	0-0	0	0-0	0	0	31
Dustin Stenta	5	0-0	0-0	0-0	0	1-2	0	0	30
M.J. Porter	5	0-0	0-0	0-0	0	0-0	0	0	30
Brad Smithey	4	0-0	0-0	0-0	0	1-1	0	0	24
Brian Robinson	3	0-0	0-0	0-0	0	0-0	0	0	18
Matt Farris	3	0-0	0-0	0-1	0	0-0	0	0	18
Michael Perez	0	1-3	12-12	0-0	0	0-0	0	0	15
Karl Hodge	2	0-0	0-0	0-0	1	0-0	0	0	14
<b>Total.....</b>	<b>47</b>	<b>3-8</b>	<b>37-42</b>	<b>0-2</b>	<b>2</b>	<b>2-3</b>	<b>0</b>	<b>0</b>	<b>332</b>

<b>SCORE BY QUARTERS</b>	<b>1st</b>	<b>2nd</b>	<b>3rd</b>	<b>4th</b>	<b>Total</b>
Southwestern Okla.	73	98	76	85	332
Opponents	73	94	55	62	284

<b>INTERCEPTIONS</b>	<b>No.</b>	<b>Yds</b>	<b>Avg</b>	<b>TD</b>	<b>Long</b>
Steven Townsley	3	5	1.7	0	5
Terrance Frankl	2	5	2.5	0	5
Abram Piggee	2	6	3.0	0	6
Brandon Washing	1	17	17.0	0	17
Kale Sawatzky	1	0	0.0	0	0
Jim O'Brien	1	29	29.0	1	29

<b>KICK RETURNS</b>	<b>No.</b>	<b>Yds</b>	<b>Avg</b>	<b>TD</b>	<b>Long</b>
Teverick Boyd	17	332	19.5	0	39
Terrance Frankl	10	288	28.8	1	97
Brad Smithey	6	179	29.8	0	54
Ryan Corbin	2	15	7.5	0	9
<b>Total.....</b>	<b>38</b>	<b>862</b>	<b>22.7</b>	<b>1</b>	<b>97</b>

<b>ALL PURPOSE</b>	<b>G</b>	<b>Rush</b>	<b>Rec</b>	<b>PR</b>	<b>KOR</b>	<b>IR</b>	<b>Tot</b>	<b>Avg/G</b>
Ryan Corbin	11	13	914	0	15	0	942	85.6
Teverick Boyd	11	10	572	12	332	0	926	84.2
Karl Hodge	11	673	112	0	0	0	785	71.4
Brad Smithey	9	0	461	37	179	0	677	75.2
D.C. Walker	9	627	36	0	13	0	676	75.1
<b>Total.....</b>	<b>11</b>	<b>1781</b>	<b>3084</b>	<b>73</b>	<b>862</b>	<b>62</b>	<b>5862</b>	<b>532.9</b>

<b>TOTAL OFFENSE</b>	<b>G</b>	<b>Plays</b>	<b>Rush</b>	<b>Pass</b>	<b>Total</b>	<b>Avg/G</b>
Dustin Stenta	11	459	278	3003	3281	298.3
Karl Hodge	11	142	673	0	673	61.2
D.C. Walker	9	157	627	0	627	69.7
Matt Farris	10	35	163	0	163	16.3
Ryley Claborn	4	20	27	81	108	27.0
<b>Total.....</b>	<b>11</b>	<b>846</b>	<b>1781</b>	<b>3084</b>	<b>4865</b>	<b>442.3</b>

## 2013 SWOSU Defensive Statistics

	GP	Solo	Ast	Total	TFL/Yds	Sack-Yds	Int-Yds	BrUp	QBH	Rcv-Yds	FF	Kick	Saf	
43	Ryan Feller	11	43	59	102	12.0-43	1-12	.	1	.	2-6	1	.	.
51	Jim O'Brien	11	43	42	85	13.0-76	5-43	1-29	3	3	.	1	1	.
28	Steven Townsley	11	32	36	68	3.0-5	.	3-5	5	.	.	.	.	.
22	Kale Sawatzky	11	33	32	65	2.0-7	.	1-0	1	.	.	.	1	.
35	Cliff Nyagesiba	11	29	36	65	5.5-20	1-8	.	4	3	.	.	.	.
46	Tyler George	11	40	24	64	7.0-34	3-24	.	1	1	1-0	.	.	.
90	Jacolby Robinso	11	21	36	57	7.0-16	3-6	.	.	.	.	1	.	.
1	Terrance Frankl	10	27	26	53	2.0-3	.	2-5	4	.	1-12	.	.	.
49	Devin Benton	11	15	25	40	4.0-19	3-16	.	.	2	.	.	.	.
8	Abram Piggee	11	24	13	37	1.0-3	.	2-6	4	.	.	.	1	.
23	Noe Kipulu	10	16	18	34	.	.	.	2	.	.	1	.	.
9	Brandon Washing	11	19	11	30	.	.	1-17	6	.	.	1	.	.
48	Tanner Thompson	11	15	12	27	1.0-38	.	.	.	.	.	.	1	.
45	Stanley Kulu	11	8	9	17	1.0-0	.	.	.	.	.	.	.	.
91	Eric Rodriguez	9	7	10	17	1.5-5	.	.	.	.	1-0	.	.	.
37	Gentry Rogers	10	7	9	16	.	.	.	.	.	1-0	.	.	.
26	Conner Bays	9	4	7	11	.	.	.	1	.	.	1	.	.
30	Gene Gilbert	7	4	6	10	.	.	.	.	.	.	1	.	.
16	Jeff Smith	9	8	.	8	.	.	.	.	.	1-0	1	.	.
95	Jake Doyle	9	4	4	8	2.5-20	2-10	.	.	.	.	.	.	.
15	Troy Shoate	10	5	1	6	.	.	.	4	.	.	.	.	.
18	Michael Adefola	6	4	2	6	1.5-3	.	.	.	.	.	.	.	.
4	Davionne Amie	9	2	3	5	.	.	.	.	.	.	.	.	.
42	Collier Ward	9	2	3	5	1.0-6	.	.	2	.	1-0	.	.	.
55	Clinton Horn	8	2	2	4	1.5-3	.	.	.	.	.	.	.	.
63	Lantz Parks	10	1	2	3	.	.	.	.	.	.	.	.	.
5	Dustin Stenta	11	2	.	2	.	.	.	.	.	.	.	.	.
20	D.C. Walker	9	.	2	2	0.5-2	.	.	.	.	.	.	.	.
86	Hunter Dinkines	8	2	.	2	.	.	.	.	.	.	.	.	.
88	Collin Bricker	8	1	1	2	.	.	.	.	.	.	.	.	.
25	Lucas Barry	2	2	.	2	1.0-5	.	.	.	.	.	.	.	.
6	Michael Perez	5	1	1	2	.	.	.	.	.	.	.	.	.
60	Nathan Butler	10	2	.	2	.	.	.	.	.	.	.	.	.
44	Ryan Corbin	11	2	.	2	.	.	.	.	.	.	.	.	.
13	Lee Pigrum	1	.	1	1	.	.	.	.	.	.	.	.	.
72	Marcus Burk	2	.	1	1	.	.	.	.	.	.	.	.	.
33	Karl Hodge	11	.	1	1	.	.	.	.	.	.	.	.	.
2	Brian Robinson	11	1	.	1	.	.	.	.	.	.	.	.	.
87	M.J. Porter	11	1	.	1	.	.	.	.	.	.	.	.	.
3	Teverick Boyd	11	1	.	1	.	.	.	.	.	.	.	.	.
	<b>Total.....</b>	<b>11</b>	<b>430</b>	<b>435</b>	<b>865</b>	<b>68-308</b>	<b>16-119</b>	<b>10-62</b>	<b>38</b>	<b>9</b>	<b>8-18</b>	<b>8</b>	<b>4</b>	<b>.</b>
	Opponents.....	11	451	415	866	63.0-204	15-104	10-95	42	5	9-0	14	3	1

# SWOSU Scoring Plays

OPPONENT	PLAYS	YDS	TOP	QTR	PLAY
Harding	10	80	4:46	2nd	Boyd 21 yard pass from Stenta
Harding	4	23	1:35	3rd	Walker 2 yard run
Harding	15	93	6:45	4th	Boyd 16 yard pass from Stenta
Harding	8	44	1:13	4th	Stenta 8 yard run
at Arkansas Tech	4	75	1:23	1st	Smithey 57 yard pass from Stenta
at Arkansas Tech	1	40	0:06	2nd	Porter 40 yard pass from Stenta
at Arkansas Tech	9	71	2:41	2nd	Corbin 50 yard pass from Stenta
at Arkansas Tech	9	79	3:13	4th	Robinson 35 yard pass from Stenta
at Southern Arkansas	6	64	2:45	2nd	Porter 33 yard pass from Stenta
at Southern Arkansas	13	76	4:04	2nd	Perez 19 yard field goal
at Southern Arkansas	3	60	0:28	4th	Porter 60 yard pass from Stenta
Arkansas-Monticello	9	94	3:49	1st	Stenta 32 yard run
Arkansas-Monticello	15	65	4:38	2nd	Corbin 7 yard run
Arkansas-Monticello	4	78	1:03	4th	Boyd 70 yard pass from Stenta
Arkansas-Monticello	10	86	4:29	4th	Corbin 1 yard run
Ouachita Baptist	-	-	-	1st	O'Brien 29 yard INT return
Ouachita Baptist	12	69	4:15	3rd	Castiglione 15 yard pass from Stenta
at Henderson State	4	-3	1:44	1st	Cantrell 23 yard field goal
at Henderson State	12	72	4:47	2nd	Smithey 8 yard pass from Stenta
at Henderson State	12	70	4:47	4th	Smithey 9 yard pass from Claborn
at Southeastern Okla.	8	80	3:32	1st	Corbin 14 yard pass from Stenta
at Southeastern Okla.	4	80	1:29	2nd	Porter 20 yard pass from Stenta
at Southeastern Okla.	-	-	-	2nd	Franklin 97 yard kickoff return
at Southeastern Okla.	12	82	3:43	4th	Cantrell 26 yard field goal
at Southeastern Okla.	5	70	2:09	4th	Corbin 8 yard pass from Stenta
at Southeastern Okla.	7	36	2:43	4th	Corbin 8 yard pass from Stenta
East Central	14	85	5:40	1st	Dinkines 7 yard pass from Stenta
East Central	7	75	1:59	3rd	Corbin 1 yard run
East Central	8	60	2:00	4th	Stenta 2 yard run
Southern Nazarene	9	73	3:05	1st	Boyd 8 yard pass from Stenta
Southern Nazarene	3	78	0:41	1st	Dinkines 78 yard pass from Stenta
Southern Nazarene	11	84	4:26	2nd	Corbin 10 yard pass from Stenta
Southern Nazarene	6	95	1:09	2nd	Corbin 39 yard pass from Stenta
Southern Nazarene	6	50	2:37	3rd	Walker 3 yard run
Southern Nazarene	3	39	0:56	3rd	Stenta 11 yard run
at Tarleton State	3	75	0:55	1st	Porter 62 yard pass from Stenta
at Tarleton State	9	70	2:36	2nd	Stenta 9 yard run
at Tarleton State	3	48	2:10	2nd	Farris 4 yard run
at Tarleton State	5	47	1:34	3rd	Hodge 10 yard run
at Tarleton State	10	75	2:20	4th	Boyd 15 yard pass from Stenta
at Northwestern Okla.	11	46	3:51	1st	Robinson 8 yard pass from Stenta
at Northwestern Okla.	8	45	2:08	1st	Farris 3 yard run
at Northwestern Okla.	1	75	0:12	2nd	Hodge 75 yard run
at Northwestern Okla.	13	80	5:27	2nd	Corbin 26 yard pass from Stenta
at Northwestern Okla.	3	24	0:48	3rd	Corbin 1 yard run
at Northwestern Okla.	1	2	0:04	3rd	Corbin 2 yard run
at Northwestern Okla.	1	33	0:06	3rd	Smithey 33 yard pass from Stenta
at Northwestern Okla.	3	33	0:43	3rd	Harrison 31 yard pass from Stenta
at Northwestern Okla.	12	99	5:06	4th	Farris 25 yard run

## Game-By-Game Starters

	WR	LT	LG	C	RG	RT	TE	RB	QB	WR/TE	WR
HU	Robinson	Shelton	Cannon	Butler	Carson	Cline	Corbin	Walker	Stenta	Smithey	Porter
ATU	Robinson	Shelton	Cannon	Butler	Carson	Cline	Corbin	Walker	Stenta	Smithey	Porter
SAU	Robinson	Shelton	Cannon	Butler	Carson	Cline	Corbin	Walker	Stenta	Smithey	Porter
UAM	Robinson	Shelton	Cannon	Butler	Carson	Cline	Corbin	Walker	Stenta	Smithey	Porter
OBU	Robinson	Shelton	Cannon	Butler	Oliver	Cline	Corbin	Walker	Stenta	Castiglione	Porter
HSU	Robinson	Shelton	Cannon	Butler	Oliver	Cline	Corbin	Hodge	Stenta	Smithey	Porter
SOSU	Robinson	Shelton	Cannon	Butler	Oliver	Cline	Corbin	Hodge	Stenta	Smithey	Boyd
ECU	Robinson	Shelton	Cannon	Butler	Carson	Cline	Corbin	Hodge	Stenta	Boyd	Porter
SNU	Robinson	Shelton	Cannon	Butler	Carson	Cline	Corbin	Walker	Stenta	Boyd	Porter
TSU	Robinson	Shelton	Cannon	Butler	Carson	Cline	Corbin	Hodge	Stenta	Smithey	Boyd
NWOSU	Robinson	Shelton	Cannon	Butler	Carson	Cline	Corbin	Hodge	Stenta	Smithey	Boyd
	DE	DT	DT	DE	ROV	LB	LB	CB	SS	FS	CB
HU	O'Brien	Robinson	Benton	Kulu	Nyagesiba	Feller	Sawatzky	Washington	Kipulu	Franklin	Piggee
ATU	O'Brien	Robinson	Benton	Kulu	Nyagesiba	Feller	Sawatzky	Washington	Kipulu	Franklin	Piggee
SAU	O'Brien	Robinson	Benton	Kulu	Nyagesiba	Feller	Sawatzky	Washington	Kipulu	Franklin	Piggee
UAM	O'Brien	Robinson	Benton	Kulu	Nyagesiba	Feller	Sawatzky	Washington	Townsley	Franklin	Piggee
OBU	O'Brien	Robinson	Benton	Kulu	Nyagesiba	Feller	Sawatzky	Washington	Townsley	Franklin	Piggee
HSU	O'Brien	Robinson	Benton	Kulu	Nyagesiba	Feller	Sawatzky	Washington	Kipulu	Franklin	Piggee
SOSU	O'Brien	Robinson	Benton	Kulu	Nyagesiba	Feller	Sawatzky	Washington	Townsley	Franklin	Piggee
ECU	O'Brien	Robinson	Benton	Kulu	Nyagesiba	Feller	Sawatzky	Washington	Townsley	Franklin	Shoate
SNU	O'Brien	Robinson	Benton	Kulu	Nyagesiba	Feller	Sawatzky	Washington	Townsley	Franklin	Shoate
TSU	O'Brien	Robinson	Benton	Kulu	Nyagesiba	Feller	Sawatzky	Washington	Townsley	Franklin	Shoate
NWOSU	O'Brien	Robinson	Benton	Kulu	Nyagesiba	Feller	Sawatzky	Washington	Townsley	Kipulu	Shoate

# Final Great American Conference Stats

<b>SCORING OFFENSE</b>		G	TD	XP	2XP	DXP	FG	Saf	Pts	Avg
1	Henderson State	12	86	82	1	0	13	0	639	53.2
2	Harding	11	66	60	1	1	6	0	478	43.5
3	Ouachita Baptist	10	47	45	0	0	14	1	371	37.1
4	Southern Arkansas	10	49	41	0	0	8	0	359	35.9
5	East Central	10	41	34	0	1	10	1	314	31.4
6	Southwestern Okla St	11	47	37	2	0	3	0	332	30.2

<b>RUSHING OFFENSE</b>		G	Att	Yds	Avg	TD	Yds/G
1	Harding	11	645	3957	6.1	52	359.7
2	Ouachita Baptist	10	441	1947	4.4	28	194.7
3	Southeastern Okla St	11	436	1816	4.2	19	165.1
4	Southwestern Okla St	11	437	1781	4.1	17	161.9
5	Southern Arkansas	10	361	1532	4.2	15	153.2

<b>SCORING DEFENSE</b>		G	TD	XP	2XP	DXP	FG	Saf	Pts	Avg
1	Harding	11	29	26	0	0	10	0	230	20.9
2	Henderson State	12	38	36	0	0	8	0	288	24
3	Ouachita Baptist	10	32	28	2	1	6	0	244	24.4
4	Southwestern Okla St	11	36	33	0	0	11	1	284	25.8
5	Arkansas Tech	11	39	36	0	0	8	0	294	26.7

<b>RUSHING DEFENSE</b>		G	Rushes	Yards	Avg	TD	Yds/G
1	Harding	11	374	762	2	9	69.3
2	Henderson State	12	451	1316	2.9	15	109.7
3	Southwestern Okla St	11	408	1343	3.3	14	122.1
4	Ouachita Baptist	10	334	1354	4.1	12	135.4
5	East Central	10	425	1485	3.5	20	148.5

<b>PASS OFFENSE</b>		G	Att	Cmp	Int	Pct.	Yds	Avg	TD	Yds/G
1	Henderson State	12	497	343	13	69	5141	10.3	42	428.4
2	East Central	10	357	181	15	50.7	2846	8	23	284.6
3	Southern Arkansas	10	373	188	11	50.4	2806	7.5	29	280.6
4	Southwestern Okla St	11	409	243	10	59.4	3084	7.5	28	280.4
5	Southeastern Okla St	11	511	289	18	56.6	3079	6	20	279.9

<b>TOTAL OFFENSE</b>		G	Rush	Pass	Plays	Yards	Avg/P	TD	Yds/G
1	Henderson State	12	1776	5141	948	6917	7.3	77	576.4
2	Harding	11	3957	1434	767	5391	7	62	490.1
3	Southeastern Okla St	11	1816	3079	947	4895	5.2	39	445
4	Southwestern Okla St	11	1781	3084	846	4865	5.8	45	442.3
5	Southern Arkansas	10	1532	2806	734	4338	5.9	44	433.8

<b>PASS DEFENSE</b>		G	Att	Cmp	Int	Pct.	Yds	Avg	TD	Yds/G
1	Arkansas-Monticello	11	297	156	14	52.5	1858	6.3	11	168.9
2	Ouachita Baptist	10	322	170	12	52.8	2120	6.6	18	212
3	Southern Arkansas	10	321	175	16	54.5	2133	6.6	13	213.3
4	Henderson State	12	498	280	17	56.2	2833	5.7	18	236.1
5	Arkansas Tech	11	377	195	17	51.7	2620	6.9	21	238.2
8	Southwestern Okla St	11	423	240	10	56.7	2955	7	22	268.6

<b>TOTAL DEFENSE</b>		G	Rush	Pass	Plays	Yards	Avg	TD	Yds/G
1	Harding	11	762	2734	751	3496	4.7	27	317.8
2	Henderson State	12	1316	2833	949	4149	4.4	33	345.8
3	Ouachita Baptist	10	1354	2120	656	3474	5.3	30	347.4
4	Southern Arkansas	10	1525	2133	713	3658	5.1	33	365.8
5	Southwestern Okla St	11	1343	2955	831	4298	5.2	36	390.7

<b>TIME OF POSSESSION</b>		G	Total Time	Avg/G
1	Ouachita Baptist	10	348:20:00	34:50:00
2	Harding	11	371:02:00	33:43:00
3	Northwestern Okla St	11	346:45:00	31:31:00
4	Arkansas Tech	11	337:39:00	30:41:00
5	Southeastern Okla St	11	331:41:00	30:09:00
9	Southwestern Okla St	11	312:19:00	28:23:00

<b>RUSHING</b>		Team	CI	G	Att	Yds	Avg	TD	Long	Yds/G
1	Chris Rycraw	OBU	SR	9	183	955	5.2	13	72	106.1
2	Romo Westbrook	HU	JR	11	169	1123	6.6	12	76	102.1
3	Devlon Wortham	SOSU	FR	11	185	1119	6	12	87	101.7
4	Mark Johnson	SAU	SR	10	217	990	4.6	11	28	99
5	Ketrich Harmon	ATU	SR	11	144	885	6.1	7	60	80.5
7	D.C. Walker	SWOSU	SR	9	157	627	4	2	22	69.7
10	Karl Hodge	SWOSU	SR	11	142	673	4.7	2	75	61.2

<b>PASSING AVG/GAME</b>		Team	CI	G	Att-Cmp	Int	Pct.	Yds	TD	Avg/G
1	Kevin Rodgers	HSU	JR	12	467-322	12	69	4807	40	400.6
2	Spencer Bond	ECU	SO	10	351-180	15	51.3	2811	23	281.1
3	Dustin Stenta	SWOSU	SR	11	397-234	10	58.9	3003	27	273
4	Nick Sioson	SOSU	SO	11	493-280	17	56.8	2958	20	268.9
5	Tyler Sykora	SAU	SR	10	354-177	11	50	2641	27	264.1

<b>TOTAL OFFENSE</b>		Team	CI	G	Rush	Pass	Plays	Total	Yds/G
1	Kevin Rodgers	HSU	JR	12	-15	4807	513	4792	399.3
2	Spencer Bond	ECU	SO	10	375	2811	458	3186	318.6
3	Dustin Stenta	SWOSU	SR	11	278	3003	459	3281	298.3
4	Nick Sioson	SOSU	SO	11	5	2958	567	2963	269.4
5	Tyler Sykora	SAU	SR	10	-67	2641	374	2574	257.4

<b>RECEPTIONS/GAME</b>		Team	CI	G	Rec	Yds	TD	Lg	Avg/C	Rec/G
1	Ryan Corbin	SWOSU	SR	11	78	914	7	59	11.7	7.09
2	Kaymon Farmer	SOSU	FR	11	77	751	5	40	9.8	7
3	Anthony Foster	SOSU	JR	11	75	1036	6	50	13.8	6.82
4	Darius Davis	HSU	JR	12	75	1597	16	83	21.3	6.25
5	Robert Jordan	HSU	SR	8	47	724	9	65	15.4	5.88

<b>REC YDS/GAME</b>		Team	CI	G	Rec	Yds	TD	Lg	Yds/C	Yds/G
1	Darius Davis	HSU	JR	12	75	1597	16	83	21.3	133.1
2	Chris Terry	SAU	SO	9	42	944	12	73	22.5	104.9
3	Caleb Holley	ECU	SR	10	55	970	9	54	17.6	97
4	Anthony Foster	SOSU	JR	11	75	1036	6	50	13.8	94.2
5	Robert Jordan	HSU	SR	8	47	724	9	65	15.4	90.5
6	Ryan Corbin	SWOSU	SR	11	78	914	7	59	11.7	83.1



<b>TACKLES</b>		Team	CI	G	Pos	Solo	Ast	Total	Avg/G	Sack
1	Keaton Stigger	HSU	SR	12	LB	62	74	136	11.3	1.5
2	Logan Genz	ATU	SO	10	LB	45	61	106	10.6	1
3	Ryan Feller	SWOSU	SR	11	LB	42	59	101	9.2	1
4	Blake Cavill	SNU	SR	11	LB	50	47	97	8.8	0
5	Wesley McKinney	ATU	JR	11	LB	36	54	90	8.2	0
9	Jim O'Brien	SWOSU	SR	11	DL	43	42	85	7.7	4.5

<b>SACKS</b>		Team	CI	G	Pos	Solo	Ast	Yds	Total	Avg/G
1	Antwion Patterson	OBU	SR	10	DL	10	3	75	11.5	1.15
2	Daniel Riley	HU	SR	11	DL	9	2	56	10	0.91
3	Alex King	ECU	SR	10	DE	7	0	58	7	0.7
4	Juju Turituri	ECU	JR	10	DT	6	0	40	6	0.6
5	Shittu Salami	UAM	JR	11		4	2	35	5	0.45
10	Jim O'Brien	SWOSU	SR	11	DL	4	1	43	4.5	0.41

<b>TACKLES FOR LOSS</b>		Team	CI	G	Pos	Solo	Ast	Yds	Total	Avg/G
1	Antwion Patterson	OBU	SR	10	DL	15	7	111	18.5	1.85
2	Christo Lisika	SNU	SR	11	DL	15	5	64	17.5	1.59
3	Glennon Bobo	HSU	JR	11	DE	13	3	74	14.5	1.32
4	Alex King	ECU	SR	10	DE	12	5	73	14.5	1.45
5	Daniel Riley	HU	SR	11	DL	12	3	66	13.5	1.23
6	Jim O'Brien	SWOSU	SR	11	DL	11	4	76	13	1.18
10	Ryan Feller	SWOSU	SR	11	LB	8	8	43	12	1.09

# 2013 Game Recaps

	<b>(RV/25) Harding</b>	<b>23</b>
	<b>SWOSU</b>	<b>27</b>

	<b>(RV/--) SWOSU</b>	<b>28</b>
	<b>(RV/--) Arkansas Tech</b>	<b>17</b>

Sept. 5, 2013 | Weatherford, Okla. (Fast Lane Field) | Atten: 4,109

Sept. 14, 2013 | Russellville, Ark. (Thone Stadium) | Atten: 5,417

Score by Quarters	1	2	3	4	Score
Harding	0	13	7	3	23
Southwestern Okla.	0	7	7	13	27

Score by Quarters	1	2	3	4	Score
Southwestern Okla.	7	14	0	7	28
Arkansas Tech	7	10	0	0	17

Team	Qtr	Time	Scoring play (Conversion)	HU-SWOSU
HU	2nd	12:00	Jacob Moore 1 yd run (John Gay kick)	7-0
SWOSU	2nd	07:09	Teverick Boyd 21 yd pass from Dustin Stenta (Kevin Cantrell kick)	7-7
HU	2nd	02:03	Park Parish 8 yd run (kick failed)	13-7
HU	3rd	13:58	Jacob Moore 6 yd run (John Gay kick)	20-7
SWOSU	3rd	10:12	D.C. Walker 2 yd run (Kevin Cantrell kick)	20-14
SWOSU	4th	14:47	Teverick Boyd 16 yd pass from Dustin Stenta (kick failed)	20-20
HU	4th	08:48	John Gay 34 yd field goal	23-20
SWOSU	4th	01:13	Dustin Stenta 8 yd run (Cantrell kick)	23-27

Team	Qtr	Time	Scoring play (Conversion)	SWOSU-ATU
ATU	1st	08:55	Justin Owens 1 yd run (Trevor Pinkston kick)	0-7
SWOSU	1st	07:32	Brad Smithey 57 yd pass from Dustin Stenta (Michael Perez kick)	7-7
SWOSU	2nd	14:50	M.J. Porter 40 yd pass from Dustin Stenta (Michael Perez kick)	14-7
ATU	2nd	11:25	Trevor Pinkston 36 yd field goal	14-10
SWOSU	2nd	01:28	Ryan Corbin 50 yd pass from Stenta (Michael Perez kick)	21-10
ATU	2nd	00:18	Justin Owens 1 yd run (Velazquez kick)	21-17
SWOSU	4th	10:12	Brian Robinson 35 yd pass from Stenta (Michael Perez kick)	28-17

	HU	SWOSU
FIRST DOWNS	18	24
NET YARDS RUSHING	232	150
NET YARDS PASSING	105	240
TOTAL OFFENSE YARDS	337	390
PUNTS-YARDS	3-110	3-115
KICKOFFS-YARDS	5-308	4-189
Punt returns: Number-Yards-TD	1-25-0	0-0-0
Kickoff returns: Number-Yds-TD	4-54-0	5-103-0
Interceptions: Number-Yds-TD	1-17-0	1-6-0
Fumble Returns: Number-Yds-TD	0-0-0	0-0-0
Possession Time	31:28	28:32
Third-Down Conversions	4 of 12	10 of 16
Fourth-Down Conversions	0 of 1	1 of 2
Red-Zone Scores-Chances	3-5	3-4
Sacks By: Number-Yards	0-0	1-4
PAT Kicks	2-3	3-4
Field Goals	1-2	0-0

	SWOSU	ATU
FIRST DOWNS	19	25
NET YARDS RUSHING	177	47
NET YARDS PASSING	271	296
TOTAL OFFENSE YARDS	448	343
PUNTS-YARDS	5-188	5-191
KICKOFFS-YARDS	5-279	4-233
Punt returns: Number-Yards-TD	0-0-0	2--3-0
Kickoff returns: Number-Yds-TD	3-54-0	5-153-0
Interceptions: Number-Yds-TD	2-5-0	0-0-0
Fumble Returns: Number-Yds-TD	0-0-0	0-0-0
Miscellaneous Yards	0	0
Possession Time	25:38	32:04
Third-Down Conversions	3 of 11	8 of 16
Fourth-Down Conversions	1 of 2	0 of 1
Red-Zone Scores-Chances	0-0	3-4
Sacks By: Number-Yards	2-8	1-2
PAT Kicks	4-4	2-2
Field Goals	0-0	1-2

**Rushing (No-Yds-TD)**

**Harding:** D. Luckett, 2-55-0; Ty Finley, 2-44-0; Romo Westbrook, 9-38-0; D. Jackson-Best, 10-32-0; Jacob Moore, 14-29-2; Ahmad Scott, 4-14-0; Park Parish, 1-8-1; Eric Kelly, 2-5-0; Jason Oller, 1-4-0; Eric Simmons, 1-3-0

**SWOSU:** D.C. Walker, 24-81-1; Dustin Stenta, 8-51-1; Karl Hodge, 10-29-0

**Passing (Comp-Att-Int, Yds-TD)**

**Harding:** Jacob Moore, 5-14-1, 105-0

**SWOSU:** Dustin Stenta, 20-34-1, 240-2

**Receiving (Rec-Yds-TD)**

**Harding:** D. Luckett, 3-57-0; Alex Finley, 1-36-0; Eric Kelly, 1-12-0

**SWOSU:** Teverick Boyd, 7-69-2; Ryan Corbin, 5-55-0; Brad Smithey, 4-70-0; Karl Hodge, 3-31-0; M.J. Porter, 1-15-0

**Defense (Solo-Assist-Total)**

**Harding:** Philip Mion, 8-4-12; Ashtun Williams, 6-4-10; Erik Ragsdale, 5-4-9; Jordan Cantrell 3-3-6.

**SWOSU:** Ryan Feller, 4-4-8; Jim O'Brien, 4-4-8; Abram Piggee, 6-1-7; Noe Kipulu, 4-2-6, Terrance Franklin 3-3-6

**Rushing (No-Yds-TD)**

**SWOSU:** D.C. Walker, 22-96-0; Dustin Stenta, 7-70-0; Karl Hodge, 7-14-0;

**Arkansas Tech:** Ketrich Harmon, 5-34-0; Casey Henderson, 9-32-0; Juan Ardley, 5-12-0; Justin Owens, 2-2-2

**Passing (Comp-Att-Int, Yds-TD)**

**SWOSU:** Dustin Stenta, 15-27-0, 271-4

**Arkansas Tech:** Luke Halpin, 31-49-2, 296-0

**Receiving (Rec-Yds-TD)**

**SWOSU:** Brad Smithey, 6-94-1; Ryan Corbin, 6-91-1; M.J. Porter, 1-40-1; Brian Robinson, 1-35-1; D.C. Walker, 1-11-0



**Arkansas Tech:** John Simpson, 8-124-0; Jonathan Keener, 5-28-0; Roger Jackson, 4-28-0; Tony Adams, 3-34-0

**Defense (Solo-Assist-Total)**

**SWOSU:** Kale Sawatzky, 4-7-11; Cliff Nyagesiba, 3-7-10; Jim O'Brien, 3-6-9; Brandon Washington, 5-2-7; Ryan Feller, 3-4-7

**Arkansas Tech:** Wesley McKinney, 3-9-12; Shai Kobayashi, 3-6-9; Justin Martin, 2-4-6; Trevon Gooden, 2-3-5; Marlon Simmons, 1-4-5

# 2013 Game Recaps

	<b>(RV/--) SWOSU</b>	<b>17</b>
	<b>Southern Arkansas</b>	<b>20</b>

Sept. 21, 2013 | Magnolia, Ark. (Wilkins Stadium) | 4,316

Score by Quarters	1	2	3	4	Score
Southwestern Okla.	0	10	0	7	17
Southern Arkansas	7	0	3	10	20

Team	Qtr	Time	Scoring play (Conversion)	SWOSU-SAU
SAU	1st	08:55	Jack Brown 42 yd pass from Tyler Sykora (Austin Shoemake kick)	0-7
SWOSU	2nd	12:05	M.J. Porter 33 yd pass from Dustin Stenta (Michael Perez kick)	7-7
SWOSU	2nd	00:00	Michael Perez 19 yd field goal	10-7
SAU	3rd	00:42	Austin Shoemake 27 yd field goal	10-10
SAU	4th	08:33	Mark Johnson 14 yd pass from Sykora (Austin Shoemake kick)	10-17
SAU	4th	01:40	Austin Shoemake 31 yd field goal	10-20
SWOSU	4th	01:04	M.J. Porter 60 yd pass from Dustin Stenta (Michael Perez kick)	17-20

	SWOSU	SAU
FIRST DOWNS	17	15
NET YARDS RUSHING	109	72
NET YARDS PASSING	245	366
TOTAL OFFENSE YARDS	354	438
PUNTS-YARDS	8-317	4-128
KICKOFFS-YARDS	2-117	5-284
Punt returns: Number-Yards-TD	0-0-0	5-24-0
Kickoff returns: Number-Yds-TD	4-70-0	2-53-0
Interceptions: Number-Yds-TD	2-17-0	3-64-0
Fumble Returns: Number-Yds-TD	0-0-0	0-0-0
Miscellaneous Yards	0	0
Possession Time	27:41	32:19
Third-Down Conversions	7 of 19	7 of 18
Fourth-Down Conversions	0 of 1	0 of 3
Red-Zone Scores-Chances	1-1	3-5
Sacks By: Number-Yards	1-8	0-0
PAT Kicks	2-2	2-2
Field Goals	1-1	2-3

### Rushing (No-Yds-TD)

**SWOSU:** D.C. Walker, 20-50-0; Dustin Stenta, 9-49-0; Karl Hodge, 6-10-0

**Southern Arkansas:** Mark Johnson, 22-70-0; Aarion Jones, 3-9-0; Tevin McDonald, 1-4-0

### Passing (Comp-Att-Int, Yds-TD)

**SWOSU:** Dustin Stenta, 20-41-3, 245-2

**Southern Arkansas:** Tyler Sykora, 23-40-2, 366-2

### Receiving (Rec-Yds-TD)



**SWOSU:** Brad Smithey, 7-73-0; Ryan Corbin, 5-37-0; M.J. Porter, 3-114-2; Teverick Boyd, 3-3-0; Travis Carroll, 1-13-0; D.C. Walker, 1-5-0

**Southern Arkansas:** Jack Brown, 7-153-1; Walker-Hall, 4-55-0, Zikerious Ware, 3-15-0; Brandon Hobby, 2-56-0; Mark Johnson, 2-18-1

### Defense (Solo-Assist-Total)

**SWOSU:** Tyler George, 8-2-10; Kale Sawatzky, 3-4-7; Ryan Feller, 2-5-7, Terrance Franklin, 3-2-5; Cliff Nyagesiba, 2-3-5

**Southern Arkansas:** Mark Spaight, 9-3-12; Tate Mustin, 6-3-9; Demario Thomas, 3-4-7; Quan Warren, 5-1-6; Sam Cowling, 3-3-6

	<b>Ark.-Monticello</b>	<b>17</b>
	<b>SWOSU</b>	<b>35</b>

Sept. 28, 2013 | Weatherford, Okla. (Fast Lane Field) | 3,864

Score by Quarters	1	2	3	4	Score
Arkansas-Monticello	7	7	0	3	17
Southwestern Okla.	7	7	7	14	35

Team	Qtr	Time	Scoring play (Conversion)	UAM-SWOSU
SWOSU	1st	08:06	Dustin Stenta 32 yd run (Michael Perez kick)	0-7
UAM	1st	02:18	Jamal Nixon 2 yd pass from Cody Trimble (Jamie McGee kick)	7-7
UAM	2nd	10:00	Skylar Scott 47 yd pass from Cody Trimble (Jamie McGee kick)	14-7
SWOSU	2nd	05:22	Ryan Corbin 7 yd run (Michael Perez kick)	14-14
SWOSU	3rd	03:56	Teverick Boyd 70 yd pass from Stenta (Michael Perez kick)	14-21
UAM	4th	14:50	Jamie McGee 38 yd field goal	17-21
SWOSU	4th	11:00	Brian Robinson 45 yd pass from Stenta (Michael Perez kick)	17-28
SWOSU	4th	04:39	Ryan Corbin 1 yd run (Michael Perez kick)	17-35

	UAM	SWOSU
FIRST DOWNS	18	28
NET YARDS RUSHING	84	244
NET YARDS PASSING	226	343
TOTAL OFFENSE YARDS	310	587
PUNTS-YARDS	6-240	4-143
KICKOFFS-YARDS	4-230	6-299
Punt returns: Number-Yards-TD	2-10-0	2-4-0
Kickoff returns: Number-Yds-TD	6-104-0	3-89-0
Interceptions: Number-Yds-TD	1-0-0	0-0-0
Fumble Returns: Number-Yds-TD	0-0-0	0-0-0
Miscellaneous Yards	0	0
Possession Time	31:34	28:26
Third-Down Conversions	7 of 18	8 of 14
Fourth-Down Conversions	0 of 3	0 of 1
Red-Zone Scores-Chances	1-1	2-4
Sacks By: Number-Yards	0-0	3-14
PAT Kicks	2-2	5-5
Field Goals	1-2	0-1

### Rushing (No-Yds-TD)

**UAM:** Rod Smith, 18-81-0; Nick Williams, 6-12-0

**SWOSU:** D.C. Walker, 18-93-0; Dustin Stenta, 8-78-1; Karl Hodge, 12-58-0; Matt Farris, 4-9-0; Ryan Corbin, 2-8-2

### Passing (Comp-Att-Int, Yds-TD)

**UAM:** Cody Trimble, 17-25-0, 140-2; Colton Morrison, 10-20-0, 86-0

**SWOSU:** Dustin Stenta, 20-34-1, 343-2

### Receiving (Rec-Yds-TD)

**UAM:** Skylar Scott, 9-142-1; Jamal Nixon, 5-18-1; Lamarquis King, 3-32-0; Rod Smith, 3-6-0

**SWOSU:** Ryan Corbin, 9-158-0; Teverick Boyd, 4-111-1; Brad Smithey, 2-9-0; Brian Robinson, 1-45-1; Travis Carroll, 1-12-0; Stephen Castiglione, 1-9-0

### Defense (Solo-Assist-Total)

**UAM:** Keith Reynolds, 7-3-10; Louis Curry, 5-3-8; Alex Black, 2-5-7; Mike Early, 4-2-6; Anthony Hughes, 3-3-6

**SWOSU:** Ryan Feller, 2-11-13; Cliff Nyagesiba, 5-5-10; Steven Townsley, 1-9-10; Terrance Franklin, 5-4-9; Jacolby Robinson, 2-6-8; Tyler George, 5-2-7

# 2013 Game Recaps

	<b>Ouachita Baptist</b>	<b>31</b>
	<b>SWOSU</b>	<b>14</b>

Oct. 5, 2013 | Weatherford, Okla. (Fast Lane Field) | 3,188

Score by Quarters	1	2	3	4	Score
Ouachita Baptist	3	17	0	11	31
Southwestern Okla.	7	0	7	0	14

Team	Qtr	Time	Scoring play (Conversion)	OBU-SWOSU
SWOSU	1st	14:06	Jim O'Brien 29 yd INT return (Michael Perez kick)	0-7
OBU	1st	08:34	Matthew Ehasz 32 yd field goal	3-7
OBU	2nd	09:18	Steven Kehner 2 yd run (Ehasz kick)	10-7
OBU	2nd	04:25	Matthew Ehasz 33 yd field goal	13-7
OBU	2nd	00:10	Kendall Bruce 9 yd pass from Benson (Matthew Ehasz kick)	20-7
SWOSU	3rd	10:36	Stephen Castiglione 15 yd pass from Dustin Stenta (Kevin Cantrell kick)	20-14
OBU	4th	14:07	Jordan,Benson 1 yd run (pass failed)	26-14
OBU	4th	04:27	Matthew Ehasz 31 yd field goal	29-14
OBU	4th	04:01	TEAM safety	31-14

	OBU	SWOSU
FIRST DOWNS	25	9
NET YARDS RUSHING	96	94
NET YARDS PASSING	364	39
TOTAL OFFENSE YARDS	460	133
PUNTS-YARDS	3-124	7-276
KICKOFFS-YARDS	7-375	4-207
Punt returns: Number-Yards-TD	5-32-0	0-0-0
Kickoff returns: Number-Yds-TD	3-66-0	5-101-0
Interceptions: Number-Yds-TD	0-0-0	1-29-1
Fumble Returns: Number-Yds-TD	0-0-0	1-12-0
Miscellaneous Yards	-20	0
Possession Time	41:52	18:08
Third-Down Conversions	12 of 22	4 of 14
Fourth-Down Conversions	1 of 2	1 of 2
Red-Zone Scores-Chances	6-7	1-2
Sacks By: Number-Yards	3-5	0-0
PAT Kicks	2-2	2-2
Field Goals	3-3	0-1

**Rushing (No-Yds-TD)**

**Ouachita Baptist:** Steven Kehner, 15-52-1; Chris Rycraw, 16-33-0, Austin Warford, 5-17-0  
**SWOSU:** Karl Hodge, 12-52-0; D.C. Walker, 12-34-0; Dustin Stenta, 4-10-0

**Passing (Comp-Att-Int, Yds-TD)**

**Ouachita Baptist:** Benson Jordan, 34-49-1, 364-1  
**SWOSU:** Dustin Stenta, 6-23-0, 39-1

**Receiving (Rec-Yds-TD)**

**Ouachita Baptist:** Ke'Vontae Pope, 14-135-0; Chris Rycraw, 5-44-0; Bruce Kendall, 4-64-1; Evian Hill, 4-53-0  
**SWOSU:** Brad Smithey, 3-14-0; Stephen Castiglione, 1-15-1; Ryan Corbin, 1-9-0

**Defense (Solo-Assist-Total)**

**Ouachita Baptist:** Patterson, 4-5-9; Ume-Ezeoke, 3-5-8; Ricky Brown, 6-1-7; Zack Mitchell, 4-3-7  
**SWOSU:** Steven Townsley, 6-10-16; Terrance Franklin, 5-5-10; Ryan Feller, 2-8-10; Tyler George, 5-4-9; Jacolby Robinson, 3-6-9

	<b>SWOSU</b>	<b>17</b>
	<b>(8/9) Henderson St</b>	<b>45</b>

Oct. 12, 2013 | Arkadelphia, Ark. (Carpenter-Haygood) | 6,045

Score by Quarters	1	2	3	4	Score
Southwestern Okla.	3	7	0	7	17
Henderson State	7	17	7	14	45

Team	Qtr	Time	Scoring play (Conversion)	SWOSU-HSU
SWOSU	1st	06:13	Kevin Cantrell 23 yd field goal	3-0
HSU	1st	03:59	Jordan 38 yd pass from Rodgers (Gonsalves kick)	3-7
SWOSU	2nd	14:12	Brad Smithey 8 yd pass from Dustin Stenta (Kevin Cantrell kick)	10-7
HSU	2nd	13:27	Davis 72 yd pass from Rodgers (Gonsalves kick)	10-14
HSU	2nd	04:53	Stigger 17 yd run (Gonsalves kick)	10-21
HSU	2nd	00:00	Gonsalves 34 yd field goal	10-24
HSU	3rd	06:51	Jordan 26 yd pass from Rodgers (Gonsalves kick)	10-31
HSU	4th	11:52	Jones 14 yd pass from Rodgers (Gonsalves kick)	10-38
HSU	4th	04:58	Nichols 10 yd run (Gonsalves kick)	10-45
SWOSU	4th	00:11	Brad Smithey 9 yd pass from Ryley Claborn (Kevin Cantrell kick)	17-45

	SWOSU	HSU
FIRST DOWNS	21	23
NET YARDS RUSHING	120	79
NET YARDS PASSING	208	378
TOTAL OFFENSE YARDS	328	457
PUNTS-YARDS	4-134	3-114
KICKOFFS-YARDS	4-217	8-458
Punt returns: Number-Yards-TD	0-0-0	3-43-0
Kickoff returns: Number-Yds-TD	5-89-0	4-87-0
Interceptions: Number-Yds-TD	0-0-0	2-3-0
Fumble Returns: Number-Yds-TD	0-0-0	0-0-0
Miscellaneous Yards	0	0
Possession Time	35:47	24:13
Third-Down Conversions	8 of 19	4 of 12
Fourth-Down Conversions	2 of 4	2 of 4
Red-Zone Scores-Chances	3-4	4-4
Sacks By: Number-Yards	1-6	2-12
PAT Kicks	2-2	6-6
Field Goals	1-1	1-1

**Rushing (No-Yds-TD)**

**SWOSU:** Karl Hodge, 21-68-0; D.C. Walker, 14-47-0  
**Henderson State:** Kevin Nichols, 11-46-1; Kevin Rodgers, 5-24-0, Daniel McCoy, 7-21-0; Keaton Stigger, 1-17-1

**Passing (Comp-Att-Int, Yds-TD)**

**SWOSU:** Dustin Stenta, 16-29-2, 147-1; Ryley Claborn, 8-9-0, 61-1  
**Henderson State:** Kevin Rodgers, 29-40-0, 378-4; Mark Czaus, 0-2-0, 0-0

**Receiving (Rec-Yds-TD)**

**SWOSU:** Ryan Corbin, 8-57-0; Teverick Boyd, 6-66-0; Brad Smithey, 5-35-2; M.J. Porter, 3-40-0  
**Henderson State:** Robert Jordan, 6-93-2; Dustin Holland, 5-24-0; Darius Davis, 4-95-1; Zann Jones, 4-80-1; Al Lasker, 4-42-0



**Defense (Solo-Assist-Total)**

**SWOSU:** Kale Sawatzky, 5-3-8; Abram Piggee, 3-4-7; Terrance Franklin, 2-5-7; Cliff Nyagesiba, 2-5-7; Steven Townsley, 2-5-7; Devin Benton, 2-5-7  
**Henderson State:** Keaton Stigger, 13-6-19; Tim Llewellyn, 5-6-11; Ricardo Mendez, 2-7-9; Christian Love, 3-4-7

# 2013 Game Recaps

	<b>SWOSU</b>	<b>37</b>
	<b>Southeastern</b>	<b>27</b>

Oct. 18, 2013 | Durant, Okla. (Paul Laird Field) | 1,818

	<b>East Central</b>	<b>24</b>
	<b>SWOSU</b>	<b>21</b>

Oct. 26, 2013 | Weatherford, Okla. (Fast Lane Field) | 6,562

Score by Quarters	1	2	3	4	Score
Southwestern Okla.	7	13	0	17	37
Southeastern Okla.	7	13	7	0	27

Team	Qtr	Time	Scoring play (Conversion)	SWOSU-SOSU
SWOSU	1st	09:46	Ryan Corbin 14 yd pass from Dustin Stenta (Kevin Cantrell kick)	7-0
SOSU	1st	07:03	N. Akinwande 5 yd run (Chris Peoples kick)	7-7
SOSU	2nd	14:06	Ladarius Abrams 45 yd run (Peoples kick)	7-14
SWOSU	2nd	07:06	Porter 20 yd pass from Stenta (kick failed)	13-14
SOSU	2nd	01:38	Anthony Foster 6 yd pass from Sioson (Chris Peoples kick failed)	13-20
SWOSU	2nd	01:18	Franklin 97 yd kickoff return (Cantrell kick)	20-20
SOSU	3rd	04:37	Anthony Foster 46 yd pass from Sioson (Chris Peoples kick)	20-27
SWOSU	4th	13:31	Kevin Cantrell 26 yd field goal	23-27
SWOSU	4th	08:39	Corbin 8 yd pass from Stenta (Cantrell kick)	30-27
SWOSU	4th	04:52	Corbin 8 yd pass from Stenta (Cantrell kick)	37-27

	SWOSU	SOSU
FIRST DOWNS	26	20
NET YARDS RUSHING	121	199
NET YARDS PASSING	352	233
TOTAL OFFENSE YARDS	473	432
PUNTS-YARDS	5-182	5-251
KICKOFFS-YARDS	7-337	5-306
Punt returns: Number-Yards-TD	1-10-0	1-23-0
Kickoff returns: Number-Yds-TD	4-140-1	7-151-0
Interceptions: Number-Yds-TD	1-0-0	0-0-0
Fumble Returns: Number-Yds-TD	0-0-0	0-0-0
Miscellaneous Yards	0	0
Possession Time	30:10	29:50
Third-Down Conversions	5 of 13	9 of 18
Fourth-Down Conversions	1 of 2	0 of 2
Red-Zone Scores-Chances	5-6	2-4
Sacks By: Number-Yards	1-3	1-8
PAT Kicks	4-5	3-4
Field Goals	1-1	0-1

**Rushing (No-Yds-TD)**

**SWOSU:** Karl Hodge, 17-81-0; D.C. Walker, 14-57-0  
**SOSU:** Ladarius Abrams, 6-76-1; N. Akinwande, 18-64-1; Devlon Wortham, 8-59-0; Nick Sioson, 7-18-0

**Passing (Comp-Att-Int, Yds-TD)**

**SWOSU:** Dustin Stenta, 26-37-0, 352-4  
**SOSU:** Nick Sioson, 21-39-1, 233-2

**Receiving (Rec-Yds-TD)**

**SWOSU:** Ryan Corbin, 10-164-3; Brad Smithey, 6-63-0; Teverick Boyd, 3-37-0; Brian Robinson, 3-28-0; Karl Hodge, 2-31-0  
**SOSU:** Anthony Foster, 5-87-2; Anthony Gale, 5-56-0; Kaymon Farmer, 5-52-0; Tiquarrio Combs, 3-19-0

**Defense (Solo-Assist-Total)**

**SWOSU:** Ryan Feller, 5-8-13; Jim O'Brien, 1-8-9; Steven Townsley, 5-3-8; Kale Sawatzky, 3-5-8; Tyler George, 4-3-7  
**SOSU:** Clay Waters, 2-7-9; Chad Tucker, 6-2-8; Greg Jackson, 3-5-8; Donnie Hamilton, 4-3-7

Score by Quarters	1	2	3	4	Score
East Central	7	0	10	7	24
Southwestern Okla.	7	0	6	8	21

Team	Qtr	Time	Scoring play (Conversion)	ECU-SWOSU
SWOSU	1st	05:45	Hunter Dinkines 7 yd pass from Stenta (Kevin Cantrell kick)	0-7
ECU	1st	01:27	SNELL, JoJo 18 yd pass from BOND, Spencer (HUNT, Trevor kick)	7-7
ECU	3rd	10:56	HUNT, Trevor 34 yd field goal	10-7
SWOSU	3rd	08:57	Ryan Corbin 1 yd run (kick failed)	10-13
ECU	3rd	00:16	ANDERSON, L. 5 yd pass from BOND (HUNT, Trevor kick)	17-13
ECU	4th	11:09	HARPER,LaQuan 79 yd pass from BOND (HUNT, Trevor kick)	24-13
SWOSU	4th	01:20	Dustin Stenta 2 yd run (Teverick Boyd pass)	24-21

	ECU	SWOSU
FIRST DOWNS	16	27
NET YARDS RUSHING	106	141
NET YARDS PASSING	276	318
TOTAL OFFENSE YARDS	382	459
PUNTS-YARDS	8-288	5-210
KICKOFFS-YARDS	5-306	3-111
Punt returns: Number-Yards-TD	3-9-0	2-2-0
Kickoff returns: Number-Yds-TD	2-16-0	3-52-0
Interceptions: Number-Yds-TD	2-11-0	0-0-0
Fumble Returns: Number-Yds-TD	0-0-0	0-0-0
Miscellaneous Yards	10	0
Possession Time	30:29	29:31
Third-Down Conversions	5 of 17	8 of 16
Fourth-Down Conversions	0 of 1	0 of 1
Red-Zone Scores-Chances	3-5	3-5
Sacks By: Number-Yards	3-31	0-0
PAT Kicks	3-3	1-2
Field Goals	1-2	0-1

**Rushing (No-Yds-TD)**

**ECU:** JoJo Snell, 22-16-0; 10-48-0  
**SWOSU:** D.C. Walker, 16-78-0; Karl Hodge, 18-78-0

**Passing (Comp-Att-Int, Yds-TD)**

**ECU:** Spencer Bond, 14-37-0, 276-3  
**SWOSU:** Dustin Stenta, 27-45-2, 318-1

**Receiving (Rec-Yds-TD)**

**ECU:** Caleb Holley, 5-138-0; JoJo Snell, 4-35-1; Anderson, 3-16-1; LaQuan Harper, 2-87-1  
**SWOSU:** Teverick Boyd, 10-105-0; Ryan Corbin, 6-42-0; M.J. Porter, 4-34-0; Brian Robinson, 3-111-0; Hunter Dinkines, 2-11-1

**Defense (Solo-Assist-Total)**

**ECU:** Alex Kind, 11-3-14; DeLaRosa, 4-6-10; VanDeripe, 5-4-9; Reuben Tiller, 5-1-6; Jameel Whitney, 3-3-6  
**SWOSU:** Ryan Feller, 6-3-9; Jim O'Brien, 4-5-9; Cliff Nyagesiba, 5-2-7; Tyler George, 4-3-7; Jacolby Robinson, 3-2-5

# 2013 Game Recaps

	<b>Southern Nazarene</b>	<b>14</b>
	<b>SWOSU</b>	<b>42</b>

	<b>SWOSU</b>	<b>32</b>
	<b>Tarleton State</b>	<b>49</b>

Nov. 2, 2013 | Weatherford, Okla. (Fast Lane Field) | 4,244

Nov. 9, 2013 | Stephenville, Texas (Tarleton Memorial) | 4,379

Score by Quarters	1	2	3	4	Score
Southern Nazarene	7	0	7	0	14
Southwestern Okla.	14	14	14	0	42

Score by Quarters	1	2	3	4	Score
Southwestern Okla.	7	12	7	6	32
Tarleton State	14	7	14	14	49

Team	Qtr	Time	Scoring play (Conversion)	SNU-SWOSU
SWOSU	1st	11:55	Boyd 8 yd pass from Stenta (Cantrell kick) (Kevin Cantrell kick)	0-7
SWOSU	1st	08:44	Dinkines 78 yd pass from Stenta (Cantrell kick)	0-14
SNU	1st	03:57	Reed 61 yd pass from Hills (Sanders kick)	7-14
SWOSU	2nd	14:24	Corbin 10 yd pass from Stenta (Cantrell kick)	7-21
SWOSU	2nd	00:53	Corbin 39 yd pass from Stenta (Cantrell kick)	7-28
SWOSU	3rd	10:56	D.C. Walker 3 yd run (Kevin Cantrell kick)	7-35
SWOSU	3rd	07:43	Dustin Stenta 11 yd run (Cantrell kick)	7-42
SNU	3rd	04:06	Martin 5 yd pass from Hills (Sanders kick)	14-42

Team	Qtr	Time	Scoring play (Conversion)	SWOSU-TSU
TSU	1st	09:00	Tandy 73 yd pass from Fenske (Barnes kick)	0-7
TSU	1st	03:00	Henshaw 62 pass from Fenske (Barnes kick)	0-14
SWOSU	1st	02:05	M.J. Porter 62 yd pass from Dustin Stenta (Kevin Cantrell kick)	7-14
TSU	2nd	09:19	Gow 6 yd pass from J. Fenske (Barnes kick)	7-21
SWOSU	2nd	06:35	Dustin Stenta 9 yd run	13-21
SWOSU	2nd	03:00	Matt Farris 4 yd run	19-21
TSU	3rd	12:22	J. Regal 38 yd run (Barnes kick)	19-28
TSU	3rd	07:14	Tandy 6 yd pass from Fenske (Barnes kick)	19-35
SWOSU	3rd	05:35	Karl Hodge 10 yd run (Kevin Cantrell kick)	26-35
TSU	4th	14:51	Wicker 32 yd pass from Fenske (Barnes kick)	26-42
TSU	4th	10:57	Wright 27 yd pass from Strahan (Barnes kick)	26-49
SWOSU	4th	08:37	Teverick Boyd 15 yd pass from Stenta (Dustin Stenta pass failed)	32-49

	SNU	SWOSU
FIRST DOWNS	17	29
NET YARDS RUSHING	71	253
NET YARDS PASSING	172	356
TOTAL OFFENSE YARDS	243	609
PUNTS-YARDS	6-260	4-136
KICKOFFS-YARDS	3-165	7-271
Punt returns: Number-Yards-TD	2-12-0	1-10-0
Kickoff returns: Number-Yds-TD	5-49-0	3-40-0
Interceptions: Number-Yds-TD	0-0-0	2-5-0
Fumble Returns: Number-Yds-TD	0-0-0	0-0-0
Miscellaneous Yards	0	0
Possession Time	30:47	29:13
Third-Down Conversions	3 of 16	8 of 14
Fourth-Down Conversions	2 of 5	0 of 1
Red-Zone Scores-Chances	1-4	4-5
Sacks By: Number-Yards	3-26	3-32
PAT Kicks	2-2	6-6
Field Goals	0-0	0-1

	SWOSU	TSU
FIRST DOWNS	30	27
NET YARDS RUSHING	106	164
NET YARDS PASSING	443	454
TOTAL OFFENSE YARDS	549	618
PUNTS-YARDS	7-253	6-214
KICKOFFS-YARDS	6-236	7-445
Punt returns: Number-Yards-TD	3-34-0	1-3-0
Kickoff returns: Number-Yds-TD	2-58-0	5-37-0
Interceptions: Number-Yds-TD	1-0-0	1-0-0
Fumble Returns: Number-Yds-TD	1-6-0	0-0-0
Miscellaneous Yards	0	0
Possession Time	34:31	25:29
Third-Down Conversions	12 of 22	5 of 14
Fourth-Down Conversions	0 of 2	1 of 2
Red-Zone Scores-Chances	4-5	2-3
Sacks By: Number-Yards	1-10	3-17
PAT Kicks	2-2	7-7
Field Goals	0-1	0-1

**Rushing (No-Yds-TD)**

**Southern Nazarene:** Everhart, 1-42-0; Clone Kinsey, 4-26-0; Brian Yenor, 19-13-0

**SWOSU:** Karl Hodge, 10-100-0; D.C. Walker, 17-86-1; Matt Farris, 9-37-0; Dustin Stenta, 3-11-1

**Passing (Comp-Att-Int, Yds-TD)**

**Southern Nazarene:** Trey Hills, 14-33-2, 164-2; Michael Lowe, 1-3-0; 8-0

**SWOSU:** Dustin Stenta, 22-29-0, 336-4; Ryley Claborn, 1-3-0, 20-0

**Receiving (Rec-Yds-TD)**

**Southern Nazarene:** Jarod Martin, 4-38-1; B. DiChiara, 3-28-0; Alex Reed, 2-70-1; Cass White, 2-11-0

**SWOSU:** Teverick Boyd, 7-120-1; Ryan Corbin, 7-88-2; M.J. Porter, 3-28-0; Stephen Castiglione, 2-14-0; Hunter Dinkines, 1-78-1

**Defense (Solo-Assist-Total)**

**Southern Nazarene:** Blake Cavill, 9-3-12; Konner Bent, 8-3-11; Matthew Gregg, 4-5-9; BJ Smith, 6-2-8

**SWOSU:** Ryan Feller, 2-7-9; Jim O'Brien, 4-3-7; Tanner Thompson, 3-4-7; Tyler George, 3-4-7; Jacolby Robinson, 1-5-6

**Rushing (No-Yds-TD)**

**SWOSU:** Karl Hodge, 21-77-1; Matt Farris, 7-26-1; Stephen Castiglione, 1-5-0

**Tarleton State:** Regal, 8-81-1; Strahan, 4-39-0; Henshaw, 6-25-0

**Passing (Comp-Att-Int, Yds-TD)**

**SWOSU:** Dustin Stenta, 39-63-1, 443-2

**Tarleton State:** Fenske, 30-44-1, 424-5; Strahan, 2-7-0, 30-1

**Receiving (Rec-Yds-TD)**

**SWOSU:** Ryan Corbin, 10-104-0; Karl Hodge, 6-37-0; Brian Robinson, 5-79-0; Teverick Boyd, 5-55-1; M.J. Porter, 4-87-1; Brad Smithey, 4-50-0

**Tarleton State:** Frye, 7-57-0; Tandy, 6-129-2; Rhodes III, 5-73-0, Henshaw, 4-86-1; Meyers, 4-24-0

**Defense (Solo-Assist-Total)**

**SWOSU:** Stephen Townsley, 7-3-10; Jim O'Brien, 7-2-9; Ryan Feller, 6-1-7; Kale Sawatzky, 4-0-4; Noe Kipulu, 3-1-4

**Tarleton State:** Wadley, 13-5-8; Martinez, 10-7-17; Wallace, 1-8-9; Figures, 7-1-8; Moore, 2-5-7; Jackson, 6-0-6

# 2013 Game Recaps

	<b>SWOSU</b>	<b>62</b>
	<b>Northwestern Okla.</b>	<b>17</b>

Nov. 16, 2013 | Alva, Okla. (Ranger Field) | 1,291

Score by Quarters	1	2	3	4	Score
Southwestern Okla.	14	14	28	6	62
Northwestern Okla.	7	10	0	0	17

Team	Qtr	Time	Scoring play (Conversion)	SWOSU-NW
SWOSU	1st	09:20	Robinson 8 yd pass from Stenta (Cantrell kick)	7-0
NWOSU	1st	02:44	Liggins 1 yd run (Ditch kick)	7-7
SWOSU	1st	00:24	Farris 3 yd run (Cantrell kick)	14-7
NWOSU	2nd	12:50	Tudman 6 yd run (Ditch kick)	14-14
SWOSU	2nd	12:38	Hodge 75 yd run (Cantrell kick)	21-14
SWOSU	2nd	05:03	Corbin 26 yd pass from Stenta (Cantrell kick)	28-14
NWOSU	2nd	01:01	Kevin Ditch 22 yd field goal	28-17
SWOSU	3rd	12:07	Corbin 1 yd run (Cantrell kick blocked)	34-17
SWOSU	3rd	09:46	Corbin 2 yd run (Cantrell kick)	41-17
SWOSU	3rd	08:53	Smithey 33 yd pass from Stenta (Hodge pass)	49-17
SWOSU	3rd	06:29	Harrison 31 yd pass from Stenta (Cantrell kick)	56-17
SWOSU	4th	10:05	Farris 25 yd run (Cantrell kick)	62-17

	SWOSU	NWOSU
FIRST DOWNS	27	19
NET YARDS RUSHING	261	147
NET YARDS PASSING	269	85
TOTAL OFFENSE YARDS	530	232
PUNTS-YARDS	0-0	7-184
KICKOFFS-YARDS	11-577	3-163
Punt returns: Number-Yards-TD	4-13-0	0-0-0
Kickoff returns: Number-Yds-TD	2-66-0	5-62-0
Interceptions: Number-Yds-TD	0-0-0	0-0-0
Fumble Returns: Number-Yds-TD	0-0-0	0-0-0
Miscellaneous Yards	0	0
Possession Time	22:39	37:21
Third-Down Conversions	9 of 13	7 of 19
Fourth-Down Conversions	3 of 4	2 of 4
Red-Zone Scores-Chances	4-6	3-4
Sacks By: Number-Yards	3-34	0-0
PAT Kicks	6-8	2-2
Field Goals	0-0	1-1

**Rushing (No-Yds-TD)**

**SWOSU:** Karl Hodge, 8-106-1; Matt Farris, 15-91-2; Dustin Stenta, 4-30-0; Stephen Castiglione, 3-20-0; Ryan Corbin, 2-3-2

**Northwestern Okla.:** Liggins, 32-116-1; Tudman, 13-33-1; Pfaff, 11-38-0

**Passing (Comp-Att-Int, Yds-TD)**

**SWOSU:** Dustin Stenta, 23-35-0, 269-4

**Northwestern Okla.:** Pfaff, 9-19-0, 85-0

**Receiving (Rec-Yds-TD)**

**SWOSU:** Ryan Corbin, 10-100-1; Brad Smithey, 3-53-1; Brian Robinson, 2-21-1; MJ Porter, 2-20-0; Karl Hodge, 2-9-0; X'Zavious Harrison, 1-31-1;

**Northwestern Okla.:** Harris, 2-11-0; Anderson, 2-6-0

**Defense (Solo-Assist-Total)**

**SWOSU:** Jim O'Brien, 12-5-17; Ryan Feller, 7-5-12; Kale Sawatzky, 7-2-9; Eric Rodriguez, 2-3-5

**Northwestern Okla.:** Jones, 8-5-13; Ladd, 6-2-8; Thompson, 4-4-8; Retter, 5-2-7



A four-year starter at quarterback, **DUSTIN STENTA** graduated following last season as the all-time leader in completions, attempts, passing yards, touchdowns and completion percentage at SWOSU. He also owns six single-season passing records and three more single-game marks.



After leading the Bulldogs in tackles in 2012 and 2013, linebacker **RYAN FELLER** graduated as the third-leading tackler at SWOSU in the NCAA Division II era. With 102 stops last season, Feller became the first Bulldog since 2009 to reach the century mark in tackles.



Tight end **RYAN CORBIN** capped off a stellar senior season with a school and Great American Conference record 78 receptions for 914 yards and seven TDs, earning him several All-American honors. Corbin graduated as SWOSU's all-time leader in receptions and fourth in receiving yards.

# SWOSU FOOTBALL RECORDS

## PASSING RECORDS

### CAREER (NCAA DIVISION II ONLY)

<i>Pass attempts</i>			
1.	1510	Dustin Stenta (839-1510-52)	2009-13
2.	1334	Steve Day (692-1334-56)	2005-09
3.	541	Reade Box (284-541-16)	1999-03
4.	432	Josh Allen (236-432-23)	1999-00
5.	372	Jimmy Sangster (185-372-15)	2006-07

<i>Pass completions</i>			
1.	839	Dustin Stenta (839-1510-52)	2009-13
2.	692	Steve Day (692-1334-56)	2005-09
3.	284	Reade Box (284-541-16)	1999-03
4.	236	Josh Allen (236-432-23)	1999-00
5.	185	Jimmy Sangster (185-372-15)	2006-07

<i>Passing yards</i>			
1.	9516	Dustin Stenta (839-1510-52)	2009-13
2.	7482	Steve Day (692-1334-56)	2005-09
3.	4224	Reade Box (284-541-16)	1999-03
4.	3601	Josh Allen (236-432-23)	1999-00
5.	2446	Jimmy Sangster (185-372-15)	2006-07

<i>Passing TDs</i>			
1.	64	Dustin Stenta	2009-13
2.	46	Steve Day	2005-09
3.	23	Reade Box	1999-03
4.	17	Josh Allen	1999-00
5.	14	Jimmy Sangster	2006-07

<i>Passes Intercepted</i>			
1.	56	Steve Day (692-1334-56)	2005-09
2.	52	Dustin Stenta (839-1510-52)	2009-13
3.	23	Josh Allen (236-432-23)	1999-00
4.	18	Beau Dodson (169-361-18)	2004-06
	18	Matt Stowers (104-289-18)	1998-01

<i>Pass completion pct</i>			
1.	55.6	Dustin Stenta	2009-13
2.	54.6	Josh Allen	1999-00
3.	52.5	Reade Box	1999-03
4.	51.9	Steve Day	2005-09
5.	49.7	Jimmy Sangster	2006-07

<i>Passing yards/game</i>			
1.	216.3	Dustin Stenta (44 games)	2009-13
2.	180.1	Josh Allen (20 games)	1999-00
3.	170.0	Steve Day (44 games)	2005-09
4.	150.9	Reade Box (28 games)	1999-03
5.	143.9	Jimmy Sangster (17 games)	2006-07

### 400-YARD PASSING GAMES (NCAA II Only)

445	Dustin Stenta	Ouachita Baptist, 10/15/11
443	Dustin Stenta	at Tarleton State, 11/9/13
438	Dustin Stenta	at Harding, 10/22/11

### 300-YARD PASSING GAMES (NCAA II Only)

365	Josh Allen	at Southeastern Okla., 10/16/99
352	Dustin Stenta	at Southeastern Okla., 10/18/13
343	Dustin Stenta	Arkansas-Monticello, 9/28/13
336	Dustin Stenta	Southern Nazarene, 11/2/13
330	Dustin Stenta	at Henderson State, 9/17/11
327	Dustin Stenta	at Ouachita Baptist, 10/5/12
326	Steve Day	at Southeastern Okla., 10/4/08
321	Beau Dodson	Central Oklahoma, 10/2/04
320	Reade Box	at Tarleton State, 11/9/03
318	Dustin Stenta	East Central, 10/26/13
317	Steve Day	at Northeastern State, 10/29/05
316	Steve Day	at Northeastern State, 10/20/07
305	Brad Woodard	at Harding, 11/15/97

### SINGLE SEASON (NCAA DIVISION II ONLY)

<i>Pass attempts</i>			
1.	451	Dustin Stenta (263-451-17)	2011
2.	449	Steve Day (232-449-21)	2009
3.	448	Steve Day (225-448-17)	2008
4.	397	Dustin Stenta (234-397-10)	2013
5.	366	Dustin Stenta (190-366-15)	2012

<i>Pass completions</i>			
1.	263	Dustin Stenta (263-451-17)	2011
2.	234	Dustin Stenta (234-397-10)	2013
3.	232	Steve Day (232-449-21)	2009
4.	225	Steve Day (225-448-17)	2008
5.	190	Dustin Stenta (190-366-15)	2012

<i>Passing yards</i>			
1.	3003	Dustin Stenta (234-397-10)	2013
2.	2869	Dustin Stenta (263-451-17)	2011
3.	2561	Steve Day (225-448-17)	2008
4.	2325	Reade Box (155-292-12)	2003
5.	2167	Dustin Stenta (190-366-15)	2012

<i>Passing TDs</i>			
1.	27	Dustin Stenta	2013
2.	19	Dustin Stenta	2011
3.	18	Steve Day	2008
4.	16	Reade Box	2003
5.	13	Steve Day	2007

<i>Passes had intercepted</i>			
1.	21	Steve Day (232-449-21)	2009
2.	17	Steve Day (225-448-17)	2008
3.	17	Dustin Stenta (263-451-17)	2011
4.	15	Dustin Stenta (190-366-15)	2012
5.	15	Beau Dodson (118-249-15)	2004

<i>Pass completion pct</i>			
1.	58.9	Dustin Stenta	2013
2.	58.3	Dustin Stenta	2011
3.	55.6	Josh Allen	2000
4.	54.7	Reade Box	2002
5.	54.2	Steve Day	2005

Pre-NCAA Record  
1. 66.7 Mike Freeman 1966

<i>Passing yards/game</i>			
1.	273.0	Dustin Stenta (11 games)	2013
2.	260.8	Dustin Stenta (11 games)	2011
3.	232.8	Steve Day (11 games)	2008
4.	216.7	Dustin Stenta (10 games)	2012
5.	211.4	Reade Box (11 games)	2003

### SINGLE GAME (NCAA DIVISION II ONLY)

<i>Pass attempts</i>			
1.	63	Dustin Stenta	at Tarleton State, 11/9/13
2.	60	Dustin Stenta	at Southeastern Okla., 10/9/10
3.	56	Steve Day	at Eastern New Mexico, 9/6/08
4.	55	Dustin Stenta	at Ouachita Baptist, 10/5/12
5.	54	Dustin Stenta	Southern Arkansas, 9/10/11
	54	Steve Day	East Central, 10/24/09

<i>Most passes completed</i>			
1.	39	Dustin Stenta	at Tarleton State, 11/9/13
2.	37	Dustin Stenta	at Henderson State, 9/17/11
3.	36	Dustin Stenta	at Harding, 10/22/11
4.	34	Steve Day	East Central, 10/24/09
5.	31	Dustin Stenta	Ouachita Baptist, 10/15/11

<i>Highest Completion Pct</i>			
1.	76.2	Reade Box	at Southern Nazarene, 10/18/03
2.	75.9	Dustin Stenta	Southern Nazarene, 11/02/13
3.	73.7	Dustin Stenta	Arkansas-Monticello, 11/3/12
4.	71.2	Dustin Stenta	at Henderson State, 9/17/11
5.	71.1	Dustin Stenta	at Northwestern Okla., 9/1/11

<i>Most passing yards</i>			
1.	445	Dustin Stenta	Ouachita Baptist, 10/15/11
2.	443	Dustin Stenta	at Tarleton State, 11/9/13
3.	438	Dustin Stenta	at Harding, 10/22/11
4.	365	Josh Allen	at Southeastern Okla., 10/16/99
5.	352	Dustin Stenta	at Southeastern 10/18/13

<i>Most touchdown passes</i>			
1.	4	Josh Allen	West Texas A&M, 9/18/99
	4	Dustin Stenta	Ouachita Baptist, 10/15/11
	4	Dustin Stenta	at Harding, 10/22/11
	4	Dustin Stenta	at Arkansas Tech, 9/14/13
	4	Dustin Stenta	at Southeastern 10/18/13
	4	Dustin Stenta	Southern Nazarene, 11/2/13
	4	Dustin Stenta	at Northwestern Okla. 11/16/13

Pre-NCAA Record  
1. 5 Todd Ritz Panhandle State, 1995


<i>Most passes had intercepted</i>			
1.	4	Steve Day	Eastern New Mexico, 9/5/09
2.	3	Josh Allen	One Occurrence
	3	Steve Day	Four Occurrences
	3	Beau Dodson	Two Occurrences
	3	Matt Stowers	Two Occurrences
	3	Dustin Stenta	Four Occurrences

<i>Longest pass completion</i>			
1.	95	Josh Allen	at Southeastern Okla., 10/16/99
2.	89	Reade Box	at Central Oklahoma, 10/4/03
3.	82	Dustin Stenta	at Midwestern State, 9/18/10
4.	80	Beau Dodson	Central Oklahoma, 10/2/04
	80	Jimmy Sangster	at Texas A&M-Kings., 9/2/06
	80	Dustin Stenta	Ouachita Baptist, 10/15/11

Pre-NCAA Record  
1. 99 Brad Woodard East Central, 1996



STEVE DAY



DUSTIN STENTA

# SWOSU FOOTBALL RECORDS

## RUSHING RECORDS

### CAREER (NCAA DIVISION II ONLY)

**Rushing yards**

1.	2033	Jimmy Jenkins (525-2033)	2000-04
2.	<b>1836</b>	<b>D.C. Walker (503-1836)</b>	<b>2009-13</b>
3.	1517	Anthony Davis (341-1517)	1999-00
4.	1116	Aaron Wilson (223-1116)	2011-12
5.	998	Steve Ihekona (274-998)	2005-08
Pre-NCAA Record			
1.	4233	Charles Hicks	1968-71

**Rushing attempts**

1.	525	Jimmy Jenkins (525-2033)	2000-04
2.	<b>503</b>	<b>D.C. Walker (503-1836)</b>	<b>2009-13</b>
3.	341	Anthony Davis (341-1517)	1999-00
4.	329	Reade Box (329-727)	1999-03
5.	<b>300</b>	<b>Dustin Stenta (300-898)</b>	<b>2009-13</b>
Pre-NCAA Record			
1.	766	Charles Hicks	1968-71

**Rushing TDs**

1.	20	Jimmy Jenkins	2000-04
2.	<b>17</b>	<b>Dustin Stenta</b>	<b>2009-13</b>
3.	14	Anthony Davis	1999-00
4.	<b>12</b>	<b>D.C. Walker</b>	<b>2009-13</b>
5.	11	Reade Box	1999-03
Pre-NCAA Record			
1.	37	Eric Royal	1989-92

**Average yards/rush**

1.	5.00	Aaron Wilson (223-1116)	2011-12
2.	<b>4.65</b>	<b>Karl Hodge (155-720)</b>	<b>2009-13</b>
3.	4.60	Patrick Weaver (132-607)	2005-08
4.	4.45	Anthony Davis (341-1517)	1999-00
5.	4.35	Luke Lundy (127-552)	2008

**Rushing yards/game**

1.	75.8	Anthony Davis (20 games)	1999-00
2.	65.6	Jimmy Jenkins (31 games)	2000-04
3.	62.0	Aaron Wilson (18 games)	2011-12
4.	59.1	Reshard Dudley (11 games)	2006
5.	55.2	Luke Lundy (10 games)	2008

### SINGLE SEASON (NCAA DIVISION II ONLY)

**Rushing yards**

1.	983	Jimmy Jenkins (242-983)	2002
2.	971	Aaron Wilson (189-971)	2012
3.	874	Anthony Davis (206-874)	2000
4.	841	Jimmy Jenkins (185-841)	2001
5.	<b>673</b>	<b>Karl Hodge (142-673)</b>	<b>2013</b>
Pre-NCAA Record			
1.	1511	Charles Hicks	1971

**Rushing attempts**

1.	242	Jimmy Jenkins (242-983)	2002
2.	206	Anthony Davis (206-874)	2000
3.	189	Aaron Wilson (189-971)	2012
4.	186	D.C. Walker (186-622)	2011
5.	185	Jimmy Jenkins (185-841)	2001
Pre-NCAA Record			
1.	288	James Hicks	1986

**Rushing TDs**

1.	12	Jimmy Jenkins	2002
2.	10	Anthony Davis	2000
3.	7	Travis Cole	2003
4.	6	Nick Hamer	2001
6	6	Jimmy Jenkins	2001
6	6	Jimmy Sangster	2006
6	6	Aaron Wilson	2012
6	6	Dwight Pete	2010
Pre-NCAA Record			
1.	17	Eric Royal	1991

**Average yards/rush**

1.	7.62	Jeff Kirven (21-160)	2004
2.	6.78	C. Stillings (27-183)	1997
3.	5.14	Aaron Wilson (189-971)	2012
4.	5.09	Harold Thomas (55-280)	2006
5.	4.88	Kirk Talley (113-552)	1997

**Rushing yards/game**

1.	97.1	Aaron Wilson (10 games)	2012
2.	89.4	Jimmy Jenkins (11 games)	2002
3.	87.4	Anthony Davis (10 games)	2000
4.	84.1	Jimmy Jenkins (10 games)	2001
5.	<b>69.7</b>	<b>D.C. Walker (9 games)</b>	<b>2013</b>

### SINGLE GAME (NCAA DIVISION II ONLY)

**Most carries**

1.	39	Reade Box	Tarleton State, 11/8/03
2.	34	Jimmy Jenkins	Panhandle State, 9/14/02
3.	31	Anthony Davis	Texas A&M-Comm., 9/30/00
3.	31	Jimmy Jenkins	Angelo State, 9/28/02
5.	30	Aaron Wilson	Arkansas-Monticello, 11/3/12
Pre-NCAA Record			
1.	44	Eric Royal	Southeastern Okla., 1991

**Yards Rushing**

1.	290	Aaron Wilson	Arkansas Tech, 10/13/12
2.	289	Aaron Wilson	Arkansas-Monticello, 11/3/12
3.	217	Jimmy Jenkins	Panhandle State, 9/14/02
4.	178	Jimmy Jenkins	at East Central, 10/12/02
5.	173	Dwight Pete	Central Oklahoma, 11/06/10
Pre-NCAA Record			
1.	294	Charles Hicks	Eastern New Mexico, 1970

**Highest average gain per rush**

1.	10.7	Aaron Wilson	Arkansas Tech, 10/13/12
2.	10.2	Anthony Davis	Panhandle State, 10/21/12
3.	<b>10.0</b>	<b>Karl Hodge</b>	<b>Southern Nazarene, 11/2/13</b>
4.	9.6	Aaron Wilson	Arkansas-Monticello, 11/3/12
5.	9.4	C. Stillings	at SE Oklahoma State, 10/18/97

**Most rushing TDs scored**

1.	3	Anthony Davis	Tarleton State, 9/16/00
3	3	Jimmy Jenkins	at East Central, 9/12/02
3	3	Jimmy Jenkins	at West Texas A&M, 9/7/02
3	3	Jimmy Sangster	Central Oklahoma, 10/28/06
3	3	Ovie Esalomi	Oklahoma Panhandle, 11/1/08
3	3	Reshard Dudley	at Panhandle State, 9/16/06
Pre-NCAA Record			
1.	4	7 Times, Most Recently:	
		Eric Royal	New Mexico Highlands, 1991

**Longest rush from scrimmage**

1.	82	Beau Dodson	East Central, 10/8/05
2.	81	Jeff Kirven	West Texas A&M, 9/18/04
3.	<b>75</b>	<b>Karl Hodge</b>	<b>at Northwestern Okla., 11/16/13</b>
4.	64	Anthony Davis	at Harding, 11/13/99
64	64	Anthony Davis	at Adams State, 9/2/00
Pre-NCAA Record			
1.	83	Farland Dindy	Eastern New Mexico, 1978

### 200-YARD RUSHING GAMES (NCAA II Only)

290	Aaron Wilson	Arkansas Tech, 10/13/12
289	Aaron Wilson	Arkansas-Monticello, 11/3/12
217	Jimmy Jenkins	Panhandle State, 9/14/02

### 100-YARD RUSHING GAMES (NCAA II Only)

178	Jimmy Jenkins	at East Central, 10/12/02
173	Dwight Pete	Central Oklahoma, 11/6/10
171	Jimmy Jenkins	Southeastern Okla., 10/27/01
149	Reade Box	Tarleton State, 11/8/03
143	Jimmy Jenkins	East Central, 10/13/01
142	Jimmy Jenkins	at West Texas A&M, 9/7/02
132	Christian Stillings	at Southeastern Okla., 10/18/97
130	Travis Cole	Bacone, 9/13/03
129	Kirk Talley	at Harding, 11/15/97
129	Beau Daville	at Southern Nazarene, 10/18/03
128	Anthony Davis	Texas A&M-Commerce, 10/21/00
126	Jeff Kirven	West Texas A&M, 9/18/04
122	Anthony Davis	Panhandle State, 10/21/00
122	Anthony Davis	at Southeastern Okla., 10/28/00
122	Jimmy Jenkins	at Bacone, 9/22/01
118	Reshard Dudley	at Panhandle State, 9/16/06
118	Ovie Esalomi	Panhandle State, 11/1/08
117	Jimmy Jenkins	at Central Oklahoma, 10/6/01

110	Reshard Dudley	Missouri-Rolla, 10/7/06
106	DC Walker	at Southern Arkansas, 9/22/12
<b>106</b>	<b>Karl Hodge</b>	<b>at Northwestern Okla., 11/16/13</b>
104	Anthony Davis	Northeastern State, 10/23/99
103	DC Walker	Arkansas Tech, 11/5/11
102	Christian Stillings	Abilene Christian, 9/5/98
101	Anthony Davis	at Adams State 9/2/00
101	Dwight Pete	Eastern New Mexico, 10/2/10
<b>101</b>	<b>DC Walker</b>	<b>at Arkansas Tech, 9/14/13</b>
<b>100</b>	<b>Karl Hodge</b>	<b>Southern Nazarene, 11/2/13</b>



AARON WILSON



JIMMY JENKINS

# SWOSU FOOTBALL RECORDS

## RECEIVING RECORDS

### CAREER (NCAA DIVISION II ONLY)

<i>Pass reception yards</i>		
1.	2726	John Haggerty (173-2726) 2006-09
2.	2199	Chase Pratt (137-2199) 2001-05
3.	1959	Danny Howard (116-1959) 2002-05
4.	<b>1850</b>	<b>Ryan Corbin (183-1850) 2009-13</b>
5.	1577	Shevron Glover (81-1577) 1997-00
6.	1224	Walter Oliver (79-1224) 1999-00
7.	1136	Bruce Hatton (155-1136) 2008-11
8.	<b>1135</b>	<b>Brad Smithey (105-1135) 2010-Pres.</b>

<i>Pass receptions</i>		
1.	<b>183</b>	<b>Ryan Corbin (183-1850) 2009-13</b>
2.	173	John Haggerty (173-2726) 2006-09
3.	155	Bruce Hatton (155-1136) 2008-11
4.	137	Chase Pratt (137-2199) 2001-05
5.	116	Danny Howard (116-1959) 2002-05
6.	<b>105</b>	<b>Brad Smithey (105-1135) 2010-Pres.</b>

<i>Pass reception TDs</i>		
1.	23	John Haggerty 2006-09
2.	13	Shevron Glover 1997-00
3.	11	Chase Pratt 2001-05
4.	<b>10</b>	<b>Ryan Corbin 2009-13</b>
5.	8	Kyle Wimberly 2007-08
8	Danny Howard 2002-05	
8	Damon Willis 1997-98	

<i>Average yards/catch</i>		
1.	19.47	Shevron Glover (81-1577) 1997-00
2.	17.71	M.J. Porter (28-496) 2012-13
3.	16.89	Danny Howard (116-1959) 2002-05
4.	16.70	Damon Willis (57-952) 1997-98
5.	16.05	Chase Pratt (137-2199) 2001-05

<i>Receptions/game</i>		
1.	<b>4.26</b>	<b>Ryan Corbin (43 games) 2009-13</b>
2.	4.12	John Haggerty (42 games) 2006-09
3.	3.95	Walter Oliver (20 games) 1999-00
4.	3.73	Joe Sawyer (22 games) 2008-09
5.	3.68	Shevron Glover (22 games) 1997-00

### 200-YARD RECEIVING GAMES (NCAA II Only)

248	Danny Howard	at Northeastern State, 10/29/05
220	Shevron Glover	at Southeastern Okla., 10/16/99
211	James Sadler	Central Oklahoma, 10/2/04

### 100-YARD RECEIVING GAMES (NCAA II Only)

188	Shevron Glover	Central Oklahoma, 10/7/00
170	Esau Bauknight	at Northwestern Okla., 9/1/11
168	Chase Pratt	at Central Oklahoma, 10/4/03
164	Ryan Corbin	at Southeastern Okla., 10/18/13
160	Chase Pratt	at Northeastern State, 11/1/03
<b>158</b>	<b>Ryan Corbin</b>	<b>Arkansas-Monticello, 9/28/13</b>
157	Kyle Wimberly	at Southeastern Okla., 10/4/08
156	Danny Howard	East Central, 10/8/05
145	Danny Howard	at Central Oklahoma, 10/1/05
142	John Haggerty	at Midwestern State, 9/8/07
139	Shevron Glover	West Texas A&M, 9/18/99
138	Shevron Glover	at Harding, 11/13/99
137	Taylor Friddle	at Bacone, 9/22/01
136	John Haggerty	Texas A&M-Commerce, 11/5/09
133	John Haggerty	at Texas A&M-Kingsville, 9/2/06
131	Walter Oliver	at Abilene Christian, 9/25/99
130	Kyle Wimberly	Central Oklahoma, 10/18/08
129	Eric Charles	at Henderson State, 9/17/11
127	Chase Pratt	West Texas A&M, 9/6/03
126	Esau Bauknight	at Harding, 10/22/11
124	John Haggerty	East Central, 10/24/09
123	John Haggerty	at Northeastern State, 10/20/07


### SINGLE SEASON (NCAA DIVISION II ONLY)

<i>Pass reception yards</i>		
1.	<b>914</b>	<b>Ryan Corbin (78-914) 2013</b>
2.	908	Chase Pratt (46-908) 2003
3.	887	Danny Howard (50-887) 2005
4.	804	John Haggerty (45-804) 2006
5.	782	John Haggerty (46-782) 2007


<i>Pass receptions</i>		
1.	<b>78</b>	<b>Ryan Corbin (78-914) 2013</b>
2.	63	Bruce Hatton (63-427) 2011
3.	54	John Haggerty (54-748) 2009
4.	51	Kyle Wimberly (51-678) 2008
5.	50	Danny Howard (50-887) 2005

<i>Pass reception TDs</i>		
1.	10	Chase Pratt 2003
2.	8	Shevron Glover 1999
3.	<b>7</b>	<b>Ryan Corbin 2013</b>
7	John Haggerty 2006	
5.	6	John Haggerty 2009
6	John Haggerty 2007	

<i>Receptions/game</i>		
1.	<b>7.09</b>	<b>Ryan Corbin (11 games) 2013</b>
2.	6.00	Brad Smithey (6 games) 2012
3.	5.73	Bruce Hatton (11 games) 2011
4.	4.91	John Haggerty (11 games) 2009
5.	4.70	Ryan Corbin (10 games) 2012



**BRUCE HATTON**



**JOHN HAGGERTY**



**RYAN CORBIN**

### SINGLE GAME (NCAA DIVISION II ONLY)

<i>Most passes caught</i>		
1.	12	Bruce Hatton at Henderson State, 9/17/11
12	Danny Howard	at Northeastern State, 10/29/05
12	Eric Charles	at Henderson State, 10/17/11
4.	11	John Haggerty Texas A&M-Comm., 10/5/09
<b>11</b>	<b>Ryan Corbin</b>	<b>at Tarleton State, 10/9/13</b>
11	Walter Oliver	Tarleton State, 9/16/00

<i>Most yards receiving</i>		
1.	248	Danny Howard at Northeastern State, 10/29/05
2.	220	Shevron Glover at Southeastern Okla., 10/16/99
3.	211	James Sadler Central Oklahoma, 10/2/04
4.	188	Shevron Glover Central Oklahoma, 10/7/00
5.	170	Esau Bauknight at Northwestern Okla., 9/1/11
6.	168	Chase Pratt at Central Oklahoma, 10/4/03
7.	<b>164</b>	<b>Ryan Corbin at Southeastern Okla., 10/18/13</b>
8.	160	Chase Pratt at Northeastern State, 11/1/03
9.	158	Ryan Corbin Arkansas-Monticello, 9/28/13
10.	157	Kyle Wimberly at Southeastern Okla., 10/4/08

<i>Most TD receptions</i>		
1.	3	John Haggerty at Northeastern State, 10/20/07
<b>3</b>	<b>Ryan Corbin</b>	<b>at Southeastern Okla., 10/18/13</b>
3	Shevron Glover	West Texas A&M, 9/18/99
4.	2	21 Occurrences

<i>Longest pass reception</i>		
1.	95	Shevron Glover at Southeastern Okla., 10/16/99
2.	89	Chase Pratt at Central Oklahoma, 10/4/03
3.	82	Isaac Tucker at Midwestern State, 9/18/10
4.	80	Andrew Murga Ouachita Baptist, 10/15/11
80	James Sadler	Central Oklahoma, 10/2/04
80	John Haggerty	at Texas A&M-Kings., 9/2/06
Pre-NCAA Record		
1.	99	Reggie Jackson East Central, 1996

122	Walter Oliver	Tarleton State, 9/16/00
121	John Haggerty	Abilene Christian, 9/20/07
<b>120</b>	<b>Teverick Boyd</b>	<b>Southern Nazarene, 11/2/13</b>
118	James Sadler	Northeastern State, 10/30/04
117	Chase Pratt	East Central, 10/11/03
116	Joe Sawyer	at Northwestern Okla., 8/28/08
114	Aaron Wilson	Ouachita Baptist, 10/15/11
<b>114</b>	<b>MJ Porter</b>	<b>at Southern Arkansas, 9/21/13</b>
112	Danny Howard	Texas A&M-Commerce, 11/5/05
111	Kirk Jones	Henderson State, 9/29/12
<b>111</b>	<b>Teverick Boyd</b>	<b>Arkansas-Monticello, 9/28/13</b>
111	Brian Robinson	East Central, 10/26/13
110	Chase Pratt	at Southeastern Okla., 10/23/04
109	Damon Willis	Ouachita Baptist, 10/3/98
<b>109</b>	<b>Ryan Corbin</b>	<b>Tarleton State, 11/9/13</b>
107	Walter Oliver	at Southeastern Okla., 10/28/00
105	Damon Willis	at Harding, 11/15/97
104	Chase Pratt	Midwestern State, 9/20/03
104	Steve Carbello	Tarleton State, 11/8/03
104	Ryan Corbin	at Ouachita Baptist, 10/5/12
104	Kirk Jones	at Southeastern Okla., 10/20/12
103	Shevron Glover	at Texas A&M-Kingsville, 9/9/00
103	John Haggerty	Tarleton State, 9/30/06
103	Eric Charles	at Southeastern Okla., 10/9/10
101	Damon Willis	Southeastern Okla., 10/17/98
100	Danny Howard	at Tarleton State, 11/6/04
<b>100</b>	<b>Ryan Corbin</b>	<b>at Northwestern Okla., 11/16/13</b>

# SWOSU FOOTBALL RECORDS

## DEFENSIVE RECORDS

### CAREER (NCAA DIVISION II ONLY)


<b>Interceptions</b>		
1.	11	Cecil Deckard (11-149) 1999-00
2.	10	Clarence Laster (10-297) 2010-11
3.	8	Jeff Lemon (8-101) 2008-09
4.	7	Marvin Tribble (7-69) 2010-11
	7	Tony Goodman (7-38) 2001-02
Pre-NCAA Record		
1.	16	Lloyd Dismuke 1974-76
<b>Interception return yards</b>		
1.	297	Clarence Laster (10-297) 2010-11
2.	149	Cecil Deckard (11-149) 1999-00
3.	127	Michael Hart (4-127) 2002-05
4.	115	B. Montgomery (3-115) 1997
5.	102	C. Williams (6-102) 2001-02
<b>Interception return TDs</b>		
1.	2	Clarence Laster 2010-11
	2	Desmond Baker 2005-07
3.	1	11 Tied
<b>Total tackles</b>		
1.	290	Michael Hart (119-171) 2002-05
2.	283	Ruzell McCoy (165-118) 2005-08
3.	<b>282</b>	<b>Ryan Feller (127-155) 2010-13</b>
4.	249	Greg Franklin (97-152) 2005-08
5.	225	Charles Thomas (70-155) 2003-04
Pre-NCAA Record		
1.	507	Yohance Brown 1993-96
<b>Unassisted tackles</b>		
1.	165	Ruzell McCoy (165-118) 2005-08
2.	<b>127</b>	<b>Ryan Feller (127-155) 2010-13</b>
3.	125	Bennie Mims (125-94) 1997-00
4.	119	Michael Hart (119-171) 2002-05
5.	116	Scott Seybold (116-79) 1998-01
<b>Assisted tackles</b>		
1.	171	Michael Hart (119-171) 2002-05
2.	<b>155</b>	<b>Ryan Feller (127-155) 2010-13</b>
	155	Charles Thomas (70-155) 2003-04
4.	152	Greg Franklin (97-152) 2005-08
5.	118	Ruzell McCoy (165-118) 2005-08
<b>Tackles for loss</b>		
1.	45.0	Russell Radford (45-0/185) 1997-00
2.	44.5	Ruzell McCoy (35-19/161) 2005-08
3.	41.0	Emmons Johnson (41-0/157) 1997,99-01
4.	31.0	Zach Hensley (31-0/78) 2000-01
5.	30.5	Terry Joiner (26-9/140) 2004-05
<b>Quarterback sacks</b>		
1.	19.0	Russell Radford (12-7/121) 1997-00
2.	17.0	Terry Joiner (14-3/108) 2004-05
3.	<b>13.0</b>	<b>Devin Benton (12-1/88) 2011-13</b>
4.	12.0	Emmons Johnson (7-5/79) 1997,99-01
5.	<b>11.0</b>	<b>Jim O'Brien (9-2/82) 2011-13</b>
	11.0	Ruzell McCoy (7-4/69) 2005-08
	11.0	Greg Franklin (4-7/56) 2005-08
	11.0	Cory Summers (9-2/88) 2005-06,08-09
Pre-NCAA Record		
1.	41	Anthony Cathey 1990-93

### SINGLE SEASON (NCAA DIVISION II ONLY)


<b>Interception return yards</b>		
1.	244	Clarence Laster (8-244) 2011
2.	117	Cecil Deckard (5-117) 1999
3.	115	B. Montgomery (3-115) 1997
4.	100	Michael Hart (2-100) 2004
5.	93	Greg Franklin (2-93) 2006
<b>Interceptions</b>		
1.	8	Clarence Laster (8-244) 2011
2.	6	Cecil Deckard (6-32) 2000
3.	5	Cecil Deckard (5-117) 1999
	5	Landon Curtis (5-63) 1997
	5	Demarcus Render (5-41) 2008
	5	Jeff Lemon (5-37) 2008
Pre-NCAA Record		
1.	11	David Thompkins 1980
<b>Interception return TDs</b>		
1.	2	Desmond Baker 2006
	2	Clarence Laster 2011
3.	1	11 Tied
<b>Total tackles</b>		
1.	122	Charles Thomas (34-88) 2004
2.	107	Ruzell McCoy (68-39) 2008
3.	103	Charles Thomas (36-67) 2003
4.	<b>102</b>	<b>Ryan Feller (43-59) 2013</b>
5.	100	Michael Hart (43-57) 2004
	100	Shane Scott (61-39) 2009
Pre-NCAA Record		
1.	150	Yohance Brown 1996
<b>Unassisted tackles</b>		
1.	68	Ruzell McCoy (68-39) 2008
2.	61	Clarence Laster (61-36) 2011
	61	Shane Scott (61-39) 2009
4.	57	Fred Leak (57-39) 2009
5.	54	Landon Curtis (54-43) 1997
<b>Assisted tackles</b>		
1.	88	Charles Thomas (34-88) 2004
2.	67	Charles Thomas (36-67) 2003
3.	<b>59</b>	<b>Ryan Feller (43-59) 2013</b>
4.	57	Michael Hart (43-57) 2004
5.	56	Michael Hart (35-56) 2003
<b>Tackles for loss</b>		
1.	23.0	Emmons Johnson (23-0/98) 2000
2.	21.0	Russell Radford (21-0/87) 2000
3.	20.0	Ruzell McCoy (18-4/64) 2008
4.	18.0	Terry Joiner (16-4/102) 2004
5.	16.0	Russell Radford (16-0/67) 1999
	16.0	Zach Hensley (16-0/35) 2000
<b>Quarterback sacks</b>		
1.	12.0	Terry Joiner (10-2/76) 2004
2.	9.0	Gabe Terry (9-0/67) 1998
	9.0	Russell Radford (7-2/53) 1999
	9.0	Emmons Johnson (5-4/61) 2000
5.	7.0	A. Picirillo (7-0/60) 2002
	7.0	Russell Radford (2-5/53) 2000

### SINGLE GAME (NCAA DIVISION II ONLY)

<b>Most interceptions</b>		
1.	3	Clarence Laster Central Oklahoma, 9/23/11
3		Terr. Franklin East Central, 9/15/12
3.	2	J. Featherstone at Southeastern Okla., 10/18/97
	2	Jeremy Williams at Ouachita Baptist, 10/3/98
	2	Cecil Deckard Ouachita Baptist, 10/2/99
	2	S. Winchester at West Texas A&M, 9/7/02
	2	Dustin Wall West Texas A&M, 9/6/03
	2	Demarcus Render Tarleton State, 9/27/08
	2	Marvin Tribble Emporia State, 9/26/10
	2	DeMarcus Miller Eastern New Mexico, 10/2/10
	2	Clarence Laster at Southeastern Okla., 10/1/11
	2	B. Washington Southern Nazarene, 10/27/12
2		<b>Steven Townsley Southern Nazarene, 11/21/13</b>
<b>Most interception return yards</b>		
1.	96	Cecil Deckard Ouachita Baptist, 10/2/99
2.	92	Greg Franklin at East Central, 11/4/06
3.	85	Clarence Laster Central Oklahoma, 9/23/11
4.	65	C. Williams Central Oklahoma, 10/5/02
5.	60	Michael Hart Midwestern State, 9/4/04
<b>Most tackles</b>		
1.	22	Mark Patterson at Eastern New Mexico, 9/20/97
2.	18	Anthony Laws Emporia State, 9/26/10
	18	Greg Franklin at Texas A&M-Comm., 11/11/06
	18	Jeremy Williams at Eastern New Mexico, 9/20/97
	18	Jonathan Darby Texas A&M-Kings., 10/30/10
6.	17	Jaron Burgess Central Oklahoma, 10/18/08
	17	<b>Jim O'Brien at Northwestern Okla., 11/16/13</b>
	17	Ruzell McCoy at Central Oklahoma, 10/27/07
	17	S. Winchester at East Central, 10/12/02
<b>Most quarterback sacks</b>		
1.	3.5	Emmons Johnson Northeastern State, 11/4/00
2.	3.0	A. Picirillo Panhandle State, 9/14/02
	3.0	Gabe Terry at East Central, 11/07/1998
	3.0	Jarrold Tippens at East Central, 11/07/1998
	3.0	Jim O'Brien at Southern Arkansas, 9/22/12
	3.0	Russell Radford at Harding, 11/13/99
	3.0	Russell Radford West Texas A&M, 9/18/99
	3.0	Terry Joiner at Panhandle State, 9/28/04
<b>Most tackles for loss</b>		
1.	7.0	Emmons Johnson Northeastern State, 11/4/00
2.	6.0	Gabe Terry at East Central, 11/07/1998
3.	5.0	Russell Radford at Texas A&M-Kings., 9/9/00
	5.0	Russell Radford West Texas A&M, 9/18/99
5.	4.5	Jaron Burgess at Eastern New Mexico, 9/6/08
<b>Longest interception return</b>		
1.	92	Greg Franklin at East Central, 11/4/06
2.	85	Clarence Laster Central Oklahoma, 9/23/11
3.	65	C. Williams Central Oklahoma, 10/5/02
4.	60	Michael Hart Midwestern State, 9/4/04
5.	57	L.J. Williams Panhandle State, 10/21/00
	57	Scott Seybold at Adams State, 9/2/00
<b>Longest fumble return</b>		
1.	58	Demarcus Render Panhandle State, 11/1/08
2.	50	Tommy Musa Tarleton State, 9/24/05
3.	43	Brandon Wicks at Panhandle State, 9/15/07
4.	41	Tony Goodman East Central, 10/13/01
5.	32	Justin Cannon Northeastern State, 10/11/08




MICHAEL HART



TERRY JOINER



RYAN FELLER



CLARENCE LASTER

# SWOSU FOOTBALL RECORDS

## SPECIAL TEAMS RECORDS

### CAREER (NCAA DIVISION II ONLY)

<i>Total points scored</i>			
1.	164	Colton Rainey (71 PAT, 31 FG)	2008-12
2.	138	Johnathan Haggerty (23 TD)	2006-09
3.	122	Jimmy Jenkins (20 TD, 1 PAT)	2000-04
4.	121	Spenser Daniel (58 PAT, 21 FG)	2006-08
5.	104	Scott Poole (50 PAT, 18 FG)	2002-04

<i>PAT kicks made</i>			
1.	71	Colton Rainey (71-77)	2008-12
2.	58	Spenser Daniel (58-64)	2006-08
3.	50	Scott Poole (50-64)	2002-04

<i>Field goals made</i>			
1.	31	Colton Rainey (31-48)	2008-12
2.	21	Spenser Daniel (21-35)	2006-08
3.	18	Stephen Nelson (18-25)	1997-00
	18	Scott Poole (18-38)	2002-04

<i>Field goal pct</i>			
1.	72.0	Stephen Nelson (18-25)	1997-00
2.	71.4	Chad McIntosh (15-21)	2008-09
3.	70.0	Bryan Poole (7-10)	2001
4.	64.6	Colton Rainey (31-48)	2008-12

<i>Punt yards</i>			
1.	8832	Josh Blackmon (231-8832)	1998-01
2.	6496	Scott Poole (164-6496)	2002-04
3.	5769	Chad McIntosh (152-5769)	2008-09
4.	4562	Colton Rainey (139-4562)	2008-12

<i>Punt attempts</i>			
1.	231	Josh Blackmon (231-8832)	1998-01
2.	164	Scott Poole (164-6496)	2002-04
3.	152	Chad McIntosh (152-5769)	2008-09
4.	139	Colton Rainey (139-4562)	2008-12

<i>Average yards/punt</i>			
1.	41.04	Corey Lenahan (57-2339)	2007
2.	40.16	D. Richardson (73-2932)	1997-01
3.	39.61	Scott Poole (164-6496)	2002-04
4.	39.54	Ken Wooldridge (48-1898)	2011
5.	38.23	Josh Blackmon (231-8832)	1998-01

<i>Punt return yards</i>			
1.	606	Chase Pratt (62-606)	2001-05
2.	581	Patrick Weaver (54-581)	2005-08
3.	361	Jeremi Calip (53-361)	1997-99
4.	218	Bruce Hatton (28-218)	2008-11
5.	132	Robert Bernard (16-132)	1999-02

<i>Punt returns</i>			
1.	62	Chase Pratt (62-606)	2001-05
2.	54	Patrick Weaver (54-581)	2005-08
3.	53	Jeremi Calip (53-361)	1997-99
4.	28	Bruce Hatton (28-218)	2008-11

<i>Punt return TDs</i>			
1.	2	Chase Pratt	2001-05
	2	Patrick Weaver	2005-08

<i>Kick return yards</i>			
1.	1724	Bruce Hatton (79-1724)	2008-11
2.	1253	Patrick Weaver (55-1253)	2005-08
3.	837	Chase Pratt (40-837)	2001-05

<i>Kick returns</i>			
1.	79	Bruce Hatton (79-1724)	2008-11
2.	55	Patrick Weaver (55-1253)	2005-08
3.	40	Chase Pratt (40-837)	2001-05

<i>Kick return TDs</i>			
1.	1	<b>Terrance Franklin</b>	<b>2012-13</b>
	1	Patrick Weaver	2005-08
	1	<b>Teverick Boyd</b>	<b>2012-13</b>
	1	Chase Pratt	2001-05

### SINGLE SEASON (NCAA DIVISION II ONLY)

<i>Total points scored</i>			
1.	72	Jimmy Jenkins (12 TD)	2002
	<b>72</b>	<b>Ryan Corbin (12 TD)</b>	<b>2013</b>
3.	66	Chase Pratt (11 TD)	2003
4.	61	Colton Rainey (28 PAT, 11 FG)	2011

<i>Touchdowns scored</i>			
1.	12	Jimmy Jenkins (12 rush)	2002
	<b>12</b>	<b>Ryan Corbin (5 rush, 7 rcv)</b>	<b>2013</b>
3.	11	Chase Pratt (10 rcv, 1 ret)	2003
4.	10	Anthony Davis (10 rush)	2000

<i>PAT kicks made</i>			
1.	28	Colton Rainey (28-31)	2011
2.	26	Scott Poole (26-30)	2003
3.	<b>25</b>	<b>Kevin Cantrell (25-30)</b>	<b>2013</b>
	25	Spenser Daniel (25-26)	2007

<i>Field goals made</i>			
1.	13	Colton Rainey (13-16)	2012
2.	11	Colton Rainey (11-18)	2011
3.	10	Chad McIntosh (10-13)	2009
	10	Scott Poole (10-20)	2002

<i>Field goal pct</i>			
1.	81.2	Colton Rainey (13-16)	2012
2.	80.0	Stephen Nelson (4-5)	1998
3.	77.8	Stephen Nelson (7-9)	1999
4.	76.9	Chad McIntosh (10-13)	2009
5.	75.0	Kyle Bengs (9-12)	1997

<i>Punt yards</i>			
1.	3159	Chad McIntosh (83-3159)	2009
2.	2932	D. Richardson (73-2932)	1997
3.	2610	Chad McIntosh (69-2610)	2008
4.	2505	Scott Poole (67-2505)	2004
5.	2498	Colton Rainey (77-2498)	2010

<i>Average yards/punt</i>			
1.	41.90	Scott Poole (48-2011)	2003
2.	41.04	Corey Lenahan (57-2339)	2007
3.	40.41	Scott Poole (49-1980)	2002
4.	40.18	Josh Blackmon (56-2250)	2001
5.	40.16	D. Richardson (73-2932)	1997

<i>Punt return yards</i>			
1.	285	Chase Pratt (21-285)	2002
2.	234	Patrick Weaver (17-234)	2006
3.	203	Chase Pratt (23-203)	2003

<i>Punt returns</i>			
1.	23	Chase Pratt (23-203)	2003
2.	21	Chase Pratt (21-285)	2002
3.	20	Jeremi Calip (20-153)	1999

<i>Punt return TDs</i>			
1.	1	Chase Pratt	2002
	1	Patrick Weaver	2007
	1	Chase Pratt	2003
	1	Patrick Weaver	2006

<i>Kick return yards</i>			
1.	645	Bruce Hatton (30-645)	2010
2.	501	Bruce Hatton (21-501)	2009
3.	465	Bruce Hatton (22-465)	2011
4.	453	Damon Willis (22-453)	1998

<i>Kick returns</i>			
1.	30	Bruce Hatton (30-645)	2010
2.	22	Bruce Hatton (22-465)	2011
	22	Damon Willis (22-453)	1998

<i>Kick return TDs</i>			
1.	1	Teverick Boyd	2012
	<b>1</b>	<b>Terrance Franklin</b>	<b>2013</b>
	1	Patrick Weaver	2006
	1	Chase Pratt	2004

### SINGLE GAME (NCAA DIVISION II ONLY)

<i>Most Touchdowns Scored</i>			
1.	3	Shevron Glover	West Texas A&M, 9/18, 1999
3		Anthony Davis	Tarleton State, 9/16/00
3		Taylor Friddle	at Bacone, 9/22, 2001
3		Jimmy Jenkins	at West Texas A&M, 9/7/02
3		Jimmy Jenkins	at East Central, 10/12/02
3		Reshard Dudley	at Panhandle State, 9/16/06
3		Jimmy Sangster	Central Oklahoma, 10/28/06
3		Bruce Hatton	Panhandle State, 10/31/09
3		John Haggerty	at Northeastern State, 10/20/07
3		Ovie Esalomi	Panhandle State, 11/1/08
<b>3</b>		<b>Ryan Corbin</b>	<b>at Southeastern Okla., 10/18/13</b>
<b>3</b>		<b>Ryan Corbin</b>	<b>at Northwestern Okla., 11/16/13</b>

<i>Most points scored (kicking)</i>			
1.	13	Colton Rainey	Arkansas Tech, 10/13/12
2.	12	Kyle Bengs	Ouachita Baptist, 10/4/97
	12	Scott Poole	at Tarleton State, 11/9/02

<i>Most field goals made</i>			
1.	4	Kyle Bengs	Ouachita Baptist, 10/4/97
2.	3	Bruce Hatton	at Central Oklahoma, 10/6/01
3		Scott Poole	at Tarleton State, 11/9/02
3		Spenser Daniel	at Northwestern Okla., 9/28/08
3		Chad McIntosh	Central Oklahoma, 10/18/08
3		Colton Rainey	at Southeastern Okla., 10/11/11
3		Colton Rainey	Arkansas Tech, 10/13/12

<i>Longest field goal made</i>			
1.	53	Scott Poole	at Southern Nazarene, 10/18/03
2.	48	Chad McIntosh	Texas A&M-Comm., 11/5/09
3.	47	Four Occurrences	

<i>Most punts</i>			
1.	13	Colton Rainey	at Stephen F. Austin, 9/31/12
2.	12	Josh Blackmon	East Central, 11/6/99
12		Kirby Humphrey	at Midwestern State, 9/3/05

<i>Most yards punting</i>			
1.	476	Kirby Humphrey	at Midwestern State, 9/3/05
2.	457	Scott Poole	at Northwestern State, 10/19/02
3.	447	Josh Blackmon	East Central, 11/6/99

<i>Longest punt</i>			
1.	77	Josh Blackmon	at East Central, 11/07/98
3.	75	Scott Poole	at Central Oklahoma, 10/4/03
4.	74	D. Richardson	Ouachita Baptist, 10/4/97

<i>Longest punt return</i>			
1.	87	Patrick Weaver	Northwestern Okla., 9/23/07
2.	83	Chase Pratt	at West Texas A&M, 9/7/02
3.	80	Chase Pratt	at Angelo State, 9/27/03

<i>Longest kick return</i>			
1.	98	Patrick Weaver	at East Central, 11/4/06
<b>2.</b>	<b>97</b>	<b>Terrance Franklin</b>	<b>at Southeastern., 10/18/13</b>
3.	96	Chase Pratt	at Tarleton State, 11/6/04
4.	90	Teverick Boyd	Southern Nazarene, 10/27/12

<i>Most punt return yards</i>			
1.	141	Patrick Weaver	Tarleton State, 9/30/06
2.	129	Chase Pratt	at West Texas A&M, 9/7/02
3.	89	Patrick Weaver	Northwestern Okla., 9/23/07
4.	83	Chase Pratt	at Angelo State, 9/27/03

<i>Most kick return yards</i>			
1.	159	Chase Pratt	at Tarleton State, 11/6/04
	159	Patrick Weaver	at Eastern New Mexico, 9/6/08
3.	139	Patrick Weaver	at Tarleton, 9/29/07
4.	131	Bruce Hatton	at East Central, 9/25/10
<b>5.</b>	<b>129</b>	<b>Terrance Franklin</b>	<b>at Southeastern, 10/18/13</b>

# POSTSEASON HISTORY

## SWOSU IN THE POSTSEASON

### NAIA Playoffs

1977	Dec. 3 vs. Nebraska-Kearney	W 21-7
	Dec. 10 vs. Abilene Christian	L 7-24
1992	Nov. 21 vs. Central Arkansas	L 2-14
1996	Nov. 23 vs. Northwestern Oklahoma St.	W 17-7
	Dec. 7 vs. Montana Tech	W 33-31

### Bowl Games

1977	Apple Bowl	
	Abilene Christian 24, SWOSU 7	Dec. 10, 1977
1991	Aztec Bowl	
	Mexico All-Stars 35, SWOSU 28	Dec. 14, 1991

## SWOSU FOOTBALL TRADITION

### NAIA National Champions:

1996

### NAIA National Playoffs:

1977 1992 1996

### Conference Champions:


1926	1932	1933	1950
1954	1955	1957	1968
1969	1970	1971	1974
1977	1980	1985	1992
1996	1997	2007	

### Apple Bowl:

1977

### Aztec Bowl:

1991



### 1977 NAIA Semifinals

Dec. 3, 1977, Weatherford, Okla.  
SWOSU 21, Nebraska-Kearney 7

#### Score By Quarters

UNK	0	0	7	0	7
SWOSU	7	7	7	0	21

Attendance: 4,300

**Summary:** SWOSU took the opening kickoff 80 yards in 16 plays to go ahead 7-0 midway through the first quarter and added touchdowns in the second and third quarters on short runs by fullback Jerome Newry to down Kearney State College 21-7 in the NAIA Division I semifinal at Weatherford, Okla., on Dec. 3, 1977.

Led by senior quarterback Mike Sekul and senior defensive tackle David Denning, the Bulldogs dominated the first half as Kearney failed to mount a single serious scoring threat. Sekul and Denning were named offensive and defensive players of the game for their efforts.

Team	Qtr	Time	Scoring play (Conversion)	UNK-SWOSU
SWOSU	1st	9:06	Sekul 8-yd run (Washmon kick)	0-7
SWOSU	2nd	3:33	Newry 3-yard run (Washmon kick)	0-14
SWOSU	3rd	6:22	Newry 6-yard run (Washmon kick)	0-21
UNK	3rd	2:40	Roach 4-yard run (Waggoner kick)	7-21

	UNK	SWOSU
FIRST DOWNS	15	20
NET YARDS RUSHING	189	298
NET YARDS PASSING	55	76
TOTAL OFFENSE YARDS	244	374
PUNTS-YARDS	5-35.2	5-43.2
Penalties-Yards	3-25	10-90
Interceptions: Number-Yds-TD	0-0-0	2-12-0

### Rushing (No-Yds-TD)

**SWOSU:** Mike Sekul, 16-66-1; Jerome Newry, 10-28-2; Mike Brown, 10-77-0; Roy Ellison, 8-21; Freddie Hurd, 10-52; Don Willis, 7-57

### Passing (Comp-Att-Int, Yds-TD)

**SWOSU:** Mike Sekul, 4-10-0, 76-0

### Receiving (Rec-Yds-TD)

**SWOSU:** Mike Brown, 3-34-0; Greg Demmert, 1-31-0; Don Willis, 1-11-0

### Defense (Solo-Assist-Total)

**SWOSU:** David Denning, 2-8-10; Al Riggins, 3-7-10; Robert Bridges, 5-4-9; Willie White, 3-6-9; Gary Calip, 5-3-8; Louis Mendoza, 4-4-8



### 1977 Apple Bowl\*

Dec. 10, 1977, Seattle, Wash.

Abilene Christian 24, SWOSU 7

\* NAIA National Championship Game

#### Score By Quarters

SWOSU	0	7	0	0	7
ACU	10	7	0	7	24

Attendance: 12,980

**Summary:** Abilene Christian's 24-7 Apple Bowl victory over previously unbeaten Southwestern Oklahoma State left little doubt as to the NAIA's Division I top-ranked team for 1977.

SWOSU finished the year ranked second in the country with a record of 11-1. Abilene Christian built a 10-0 lead before the Bulldogs go on the board with a 2-yard touchdown run by Jerome Newry early in the second quarter. ACU responded with a touchdown later in the quarter and took a 10-point lead to the break. Neither team would score in the second half until ACU put the game away with an insurance score in the final few minutes.

Team	Qtr	Time	Scoring play (Conversion)	SWOSU-ACU
ACU	1st	9:10	Davis 7-yd run (Nunez kick)	0-7
ACU	1st	0:49	Nunez 27-yd FG	0-10
SWOSU	2nd	11:48	Newry 2-yd run (Washmon kick)	7-10
ACU	2nd	6:15	Davis 8-yd run (Nunez kick)	7-17
ACU	4th	2:23	Tindoll 7-yd run (Nunez kick)	7-24

	SWOSU	ACU
FIRST DOWNS	14	19
NET YARDS RUSHING	169	210
NET YARDS PASSING	97	159
TOTAL OFFENSE YARDS	266	369
PUNTS-YARDS	7-41.2	6-37.8
Penalties-Yards	3-45	5-35
Interceptions: Number-Yds-TD	1-9-0	2-0-0

### Rushing (No-Yds-TD)

**SWOSU:** Jerome Newry, 9-18-1; Roy Ellison, 3-5-0; Mike Sekul, 9-(-4)-0; Mike Brown, 2-10-0; Don Willis, 10-67-0; Fred Hurd, 11-73-0

### Passing (Comp-Att-Int, Yds-TD)

**SWOSU:** Mike Sekul, 6-16-2, 92-0; David Ream, 1-4-0, 5-0

### Receiving (Rec-Yds-TD)

**SWOSU:** Mike Brown, 4-68-0; Jerome Newry, 1-17-0; Doug Brown 1-7-0; Greg Demmert, 1-5-0

### Defense (Solo-Assist-Total)

**SWOSU:** Willie White, 10-3-13; Gary Calip, 8-3-11; Herbert Watson, 5-5-10; Louis Mendoza, 6-4-10; Scott Funk, 8-2-10

# SWOSU FOOTBALL POSTSEASON HISTORY



## 1991 Aztec Bowl

Dec. 14, 1991, Mexico City  
Mexico All-Stars 35, SWOSU 28

**Score By Quarters**

SWOSU	14	0	14	0	28
Mexico All-Stars	7	7	14	7	35

Attendance: 42,000

**Summary:** Angel Medina caught a 73-yard touchdown pass from Eduardo Gonzalez with 4:45 remaining to help the Mexico All-Stars pull out an exciting 35-28 victory over Southwestern Oklahoma State University in the 22nd annual Aztec Bowl in Mexico City, Mexico.

SWOSU was playing before the largest crowd in its history as Aztec Bowl officials said the crowd

numbered 42,000 in Olympic Stadium, home of the 1968 Olympics.


Team	Qtr	Time	Scoring play (Conversion)	SWOSU-MEX
SWOSU	1st	10:15	Boyd 38-yd pass from Pitt (Porter kick)	7-0
SWOSU	1st	6:20	Royal 2-yd run (Porter kick)	14-0
MEX	1st	4:20	Araiza 32-yd pass from Del Valle (Garcia kick)	14-7
MEX	2nd	2:55	Ledezma 42-yd pass from Garcia (Garcia kick)	14-14
MEX	3rd	10:00	Lara 27-yd run (Garcia kick)	14-21
MEX	3rd	6:15	Gonzalez 5-yd run (Olvera kick)	14-28
SWOSU	3rd	0:57	Norman 1-yd run (Porter kick)	21-28
SWOSU	3rd	0:35	Robinson 45-yd pass from Pitt (Porter kick)	28-28
MEX	4th	4:45	Medina 73-yd pass from Gonzalez (Garcia kick)	28-35

**Rushing (No-Yds-TD) SWOSU:** Eric Royal, 14-39-1; Brad Norman, 10-17-1; Lenard Leviston, 3-9-0

**Passing (Comp-Att-Int, Yds-TD) SWOSU:** Grant Pitt, 15-43-2; 230-2

**Receiving (Rec-Yds-TD) SWOSU:** Nathan Robinson, 6-107-1; Robert Maney, 3-34-0; Scott Boyd, 1-38-1

**Defense (Solo-Assist-Total) SWOSU:** Stephen Buford, 11-1-12; Brandin Beers, 6-2-8; Mongo Allen, 3-2-5



## 1992 NAIA Quarterfinals

Nov. 21, 1992, Weatherford, Okla.  
Central Arkansas 14, SWOSU 2

**Score By Quarters**

UCA	0	6	8	0	14
SWOSU	0	2	0	0	2

Attendance: 1,000

**Summary:** Central Arkansas advanced to the semifinal round of the 1992 NAIA football playoffs with a hard-fought 14-2 victory over SWOSU in a first-round contest in Weatherford.

The game was played in horrible weather conditions with temperature in the 30s with constant rain and light snow.

Team	Qtr	Time	Scoring play (Conversion)	UCA-SWOSU
UCA	2nd	12:11	Knowlton 18-yd run (Failed)	6-0
SWOSU	2nd	2:31	Team Safety	6-2
UCA	3rd	3:37	Robnett 47-yd pass from Collums (Pass complete)	14-2

**Rushing (No-Yds-TD)**

**SWOSU:** Eric Royal, 21-39-0; Sylvester Journey, 5-8-0

**Passing (Comp-Att-Int, Yds-TD)**


**SWOSU:** Grant Pitt, 3-13-0, 40-0

**Receiving (Rec-Yds-TD)**

**SWOSU:** Junior Lowden, 3-40-0

**Defense (Solo-Assist-Total)**

**SWOSU:** Mongo Allen, 9-2-11; Brandin Beers, 8-2-10; Stephen Buford, 4-3-7; Tim Buben, 6-1-7



## 1996 NAIA Semifinals

Nov. 23, 1996, Weatherford, Okla.  
SWOSU 17, Northwestern Okla. 7

**Score By Quarters**

NWOSU	0	0	0	7	7
SWOSU	0	7	0	10	17

Attendance: 4,000

**Summary:** SWOSU defeated Northwestern Oklahoma State for the second straight time, claiming a 17-7 victory over the Rangers in the first round of the NAIA Playoffs. The Bulldogs previously upset No. 1 Northwestern 16-10 in the final regular season game to earn the OIC's automatic bid to the postseason.

SWOSU scored the only points of the first three quarter early in the second on a one-yard TD run from Brad Woodard. Ten fourth-quarter points enabled SWOSU to hold off the Rangers, who scored their lone touchdown in the final two minutes of the game.

Team	Qtr	Time	Scoring play (Conversion)	NWOSU-SWOSU
SWOSU	2nd	10:58	Woodard 1-yd run (Steindorf kick)	0-7
SWOSU	4th	10:15	Brown 11-yd run (Steindorf kick)	0-14
SWOSU	4th	3:55	Steindorf 28-yd field goal	0-17
NWOSU	4th	1:49	Blachford 3-yd pass from Porter (Schale kick)	7-17

**Rushing (No-Yds-TD)**

**SWOSU:** Willie Brown, 9-63-1; Keith Kizzie, 19-32-0; Kirk Talley, 7-31-0; Brad Woodard, 6-(-10)-1

**Passing (Comp-Att-Int, Yds-TD)**


**SWOSU:** Brad Woodard, 12-22-1, 204-0

**Receiving (Rec-Yds-TD)**

**SWOSU:** Keith Kizzie, 2-30-0; Charwick Reed, 3-76-0; Reggie Jackson, 2-26-0; Damon Willis, 2-51-0; Willie Brown, 2-11-0; Kirk Talley, 1-10-0

**Defense (Solo-Assist-Total)**

**SWOSU:** Yohance Brown, 6-4-10; Landon Curtis, 6-2-8; Jake Jensen, 6-1-7; David Womack, 5-1-6; Mark Patterson 4-1-5; Robert Newberg, 5-0-5



## 1996 NAIA National Championship Game

Dec. 7, 1996, Weatherford, Okla.  
SWOSU 33, Montana Tech 31

**Score By Quarters**

MT	7	14	10	0	31
SWOSU	6	12	7	8	33

Attendance: 4,500

**Summary:** SWOSU linebacker Mark Patterson tackled Chris Turner of Montana Tech in the endzone for a safety with 4:17 remaining and the Bulldogs pulled out an exciting 33-31 victory over the Orediggers at Milan Stadium in the NAIA Division I national championship contest.

The victory gave Southwestern its first-ever NAIA National Championship in football, with around 4,500 fans in attendance at Milan Stadium. The game saw nine lead changes, with the final one coming thanks to the SWOSU defense. SWOSU running back Keith Kizzie was named the game's outstanding offensive player after carrying the ball 24 times for 100 yards and two touchdowns.

Team	Qtr	Time	Scoring play (Conversion)	MT-SWOSU
SWOSU	1st	8:59	Kizzie 1-yd run (Kick failed)	0-6
MT	1st	3:51	Larson 25-yd pass from Jensen (Sersland kick)	7-6
SWOSU	2nd	13:14	Willis 59-yd pass from Woodard (Pass failed)	7-12
MT	2nd	7:42	Vincent 17-yd pass from Jensen (Sersland kick)	14-12
SWOSU	2nd	2:04	Kizzie 3-yd run (Pass failed)	14-18
MT	2nd	0:17	Poirier 11-yd pass from Jensen (Sersland kick)	21-18
SWOSU	3rd	10:14	Brown 4-yd run (Steindorf kick)	21-25
MT	3rd	3:07	Sersland 42-yd field goal	24-25
MT	3rd	0:19	Turner 18-yd run (Sersland kick)	31-25
SWOSU	4th	8:02	Reed 10-yd pass from Woodard (kick failed)	31-31
SWOSU	4th	4:17	Turner sacked in end zone by Patterson	31-33

**Rushing (No-Yds-TD):** SWOSU: Keith Kizzie, 24-100-2; Brown 17-51-1

**Passing (Comp-Att-Int, Yds-TD) SWOSU:** Brad Woodard, 8-19-0, 171-2

**Receiving (Rec-Yds-TD) SWOSU:** Charwick Reed, 3-29-1; Damon Willis, 1-59-1

**Defense (Solo-Assist-Total):** SWOSU: Yohance Brown, 12-5-17; Mark Patterson, 8-1-9; Brandon Tucker 6-1-7; Landon Curtis 4-2-6; Jake Jensen, 5-1-6

# SWOSU COACHING HISTORY

YEARS	COACH	RECORD	WIN PCT
1905-06	Len Whitcomb	1-2-0	.333
1907	Edward Hickox	0-3-1	.125
1909	Adolph Shultz	2-3-0	.400
1910-13	Moses Gaskell	4-7-0	.364
1913	Howard Cross	0-0-1	.500
1914-15	Claude Reeds	3-7-1	.350
1916-17	Sam Burton	3-11-0	.214
1918-21	John Lance	12-14-3	.466
1922-25	Carl Voyles	19-15-1	.557
1926-31	Joe Milam	21-25-8	.435
1932-38	Rankin Williams	31-30-7	.507
1939-48	Jake Spann	30-22-5	.570
1949-50	Keith Ransport	9-10-0	.474
1951	W.C. Whiteside	4-7-0	.364
1952-57	Joe Metcalf	32-21-2	.600
1958-63	J.W. Cole	17-39-2	.310
1964-77	Otis Delaporte	89-54-2	.620
1978-85	Bob Mazie	39-37-2	.513
1986-2004	Paul Sharp	93-100-1	.482
2005-08	Ryan Held	16-28-0	.364
2009-Pres.	Dan Cocannouer	18-36-0	.333
<b>105 Years</b>	<b>21 Coaches</b>	<b>443-471-36</b>	<b>.485</b>

### NCAA DIVISION II ONLY

1997-2004	Paul Sharp	33-49	.402
2005-08	Ryan Held	16-28	.364
2009-Pres.	Dan Cocannouer	18-36	.333
<b>17 Years</b>	<b>3 Coaches</b>	<b>67-113</b>	<b>.372</b>

TOP 10 WINNING PERCENTAGES (MIN. 2 YRS)			
YEARS	COACH	RECORD	WIN PCT
1964-77	Otis Delaporte	89-54-2	.620
1952-57	Joe Metcalf	32-21-2	.600
1939-48	Jake Spann	30-22-5	.570
1922-25	Carl Voyles	19-15-1	.557
1978-85	Bob Mazie	39-37-2	.513
1932-38	Rankin Williams	31-30-7	.507
1986-2004	Paul Sharp	93-100-1	.482
1949-50	Keith Ransport	9-10-0	.474
1918-21	John Lance	12-14-3	.466
1926-31	Joe Milam	21-25-8	.435

### RANKED BY WINS

COACH	YEARS	WINS
Paul Sharp	1986-2004	93
Otis Delaporte	1964-77	89
Bob Mazie	1978-85	39
Joe Metcalf	1952-57	32
Rankin Williams	1932-38	31
Jake Spann	1939-48	30
Joe Milam	1926-31	21
Carl Voyles	1922-25	19
<b>Dan Cocannouer</b>	<b>2009-Pres.</b>	<b>18</b>
J.W. Cole	1958-63	17
Ryan Held	2005-08	16
John Lance	1918-21	12
Keith Ransport	1949-50	9
Moses Gaskell	1910-13	4
W.C. Whiteside	1951	4
Claude Reeds	1914-15	3
Sam Burton	1916-17	3
Adolph Shultz	1909	2
Len Whitcomb	1905-06	1

## SWOSU FOOTBALL HISTORY & TRADITION:

Southwestern Oklahoma State University has been noted for its rich athletic history on the field of competition. In football, the Bulldogs have won have 19 conference titles, the latest in 2007 as they shared a Lone Star Conference North Division title. SWOSU has won two conference crowns since transitioning to NCAA Division II, but they have yet to appear in an NCAA Postseason event.

SWOSU's longest-running streak of titles was a four-year run of Oklahoma Collegiate Athletic Conference titles from 1968-71 under legendary coach Otis Delaporte. Delaporte led the Bulldogs to the NAIA Playoffs in 1977, advancing to the NAIA National Championship game - The Apple Bowl - in Seattle, Wash., where they were defeated by Abilene Christian and finished the season 11-1.

The Bulldogs all-time winningest coach, Paul Sharp, led SWOSU to postseason appearances in 1992 and 1996. Central Arkansas eliminated the Bulldogs from the playoffs in 1992, but nothing would get in the way of the 1996 squad. SWOSU defeated Northwestern Oklahoma State and Montana Tech on their way to the 1996 NAIA National Title, a fitting end to the NAIA era as Coach Sharp was named the 1996 Rawlings-NAIA Division I Coach of the Year by Don Hansen's Football Gazette.

### Record by Decade

1905-09	.....3-8-1 (.292)
1910-19	.....14-33-2 (.306)
1920-29	.....41-38-10 (.517)
1930-39	.....40-43-12 (.484)
1940-49	.....31-21-2 (.593)
1950-59	.....47-44-4 (.516)
1960-69	.....49-51-1 (.490)
1970-79	.....64-33-3 (.655)
1980-89	.....48-51-1 (.485)
1990-99	.....51-50-1 (.505)
2000-09	.....40-67 (.374)
2010-Pres.	.....17-26 (.395)

# NAIA ALL-AMERICANS



**OT Truman Smith**  
1954 (1st Team)




**QB John Buck**  
1955 (1st), 1956 (3rd)




**DL Jerry Craig**  
1965 (2nd Team)



**DT Dennis Skinner**  
1966 (2nd Team)



**DL Charles Stevens**  
1968 (2nd Team)




**LB Joe Shegog**  
1972 (2nd Team)



**DL Tom Bergman**  
1974 (1st), 1975 (1st)




**LB Louis Mendoza**  
1977 (1st Team)




**DB Glen Stallings**  
1977 (2nd Team)




**DB Alonzo McMillan**  
1979 (1st Team)



**LB Gary Harper**  
1980 (1st Team)



**P Carl Birdsong**  
1989 (2nd Team)



**DB David Thompkins**  
1980 (2nd Team)



**LB Ed Farmer**  
1981 (1st Team)




**LB Richard Lockman**  
1982 (1st Team)




**DL Randy Webster**  
1985 (1st Team)



**RB James Hicks**  
1986 (2nd Team)




**DL Todd Helton**  
1989 (1st Team)




**LB Mark Bay**  
1990 (1st Team)




**OL Damon Sartor**  
1992 (1st Team)




**RB Eric Royal**  
1992 (1st Team)




**LB Stephen Buford**  
1992 (1st Team)



**DL John Wichert**  
1992 (1st), 1993 (2nd)



**TE Junior Lowden**  
1992 (1st), 1994 (2nd),  
1995 (1st)




**LB Yohance Brown**  
1994 (2nd), 1995 (1st),  
1996 (1st)



**WR Reggie Jackson**  
1996 (1st Team)




**KR Willie Brown**  
1996 (1st Team)



**DL Robert Newberg**  
1996 (1st Team)

# NCAA DIVISION II ALL-AMERICANS



**DB Landon Curtis**  
1997

Don Hansen Football Gazette (HM)



**CB Cecil Deckard**  
2000

Don Hansen Football Gazette (2nd)



**KR Patrick Weaver**  
2006

Don Hansen Football Gazette (3rd)



**LB Ruzell McCoy**  
2008

Don Hansen Football Gazette (1st)



**DB Clarence Laster**  
2011

Beyond Sports Network (1st)  
Daktronics (1st)  
Associated Press Little (2nd)  
D2Football.com (2nd)  
Don Hansen Football Gazette (2nd)



**K Colton Rainey**  
2012

Beyond Sports Network (3rd)



**TE Ryan Corbin**  
2013

Beyond Sports Network (1st)  
Daktronics (2nd)  
D2Football.com (2nd)  
Don Hansen Football Gazette (3rd)  
Associated Press Little (3rd)

**ASSOCIATED PRESS LITTLE ALL-AMERICA**

Year	Pos.	Player (Hometown)	Team
2011	DB	Clarence Laster (Hemet, Calif.)	Second
2013	TE	Ryan Corbin (Newcastle, Okla.)	Third

**DAKTRONICS ALL-AMERICA**

Year	Pos.	Player (Hometown)	Team
2011	DB	Clarence Laster (Hemet, Calif.)	First
2013	TE	Ryan Corbin (Newcastle, Okla.)	Second

**BEYOND SPORTS NETWORK ALL-AMERICA**

Year	Pos.	Player (Hometown)	Team
2011	DB	Clarence Laster (Hemet, Calif.)	First
2012	K	Colton Rainey (Lawton, Okla.)	Third
2013	TE	Ryan Corbin (Newcastle, Okla.)	First

**DON HANSEN FOOTBALL GAZETTE ALL-AMERICA**

Year	Pos.	Player (Hometown)	Team
1997	DB	Landon Curtis (Oklahoma City)	HM
2000	CB	Cecil Deckard (Palo Alto, Calif.)	Second
2006	KR	Patrick Weaver (Oklahoma City)	Third
2008	LB	Ruzell McCoy (Frederick, Okla.)	First
2011	DB	Clarence Laster (Hemet, Calif.)	First
2013	TE	Ryan Corbin (Newcastle, Okla.)	Third

**D2FOOTBALL.COM ALL-AMERICA**

Year	Pos.	Player (Hometown)	Team
2011	DB	Clarence Laster (Hemet, Calif.)	Second
2013	TE	Ryan Corbin (Newcastle, Okla.)	Second

# SPECIALTY HONORS

## DAKTRONICS ALL-WEST REGION

Year	Pos.	Player (Hometown)	Team
2000	CB	Cecil Deckard (Palo Alto, Calif.)	First
2000	DL	Russell Radford (Laverne, Okla.)	First
2001	LB	Zach Hensley (Ford, Kan.)	Second

## DAKTRONICS ALL-SUPER REGION 4

Year	Pos.	Player (Hometown)	Team
2008	LB	Ruzell McCoy (Frederick, Okla.)	First
2008	TE	Joe Sawyer (Ogden, Utah)	Second
2011	DB	Clarence Laster (Hemet, Calif.)	First

## DAKTRONICS ALL-SUPER REGION 3

Year	Pos.	Player (Hometown)	Team
2013	TE	Ryan Corbin (Newcastle, Okla.)	First

## D2FOOTBALL.COM ALL-WEST REGION

Year	Pos.	Player (Hometown)	Team
2001	LB	Zach Hensley (Ford, Kan.)	Second

## DON HANSEN FOOTBALL GAZETTE ALL-SUPER REGION 3

Year	Pos.	Player (Hometown)	Team
2011	DB	Clarence Laster (Hemet, Calif.)	First
2012	TE	Ryan Corbin (Newcastle, Okla.)	Third
2013	TE	Ryan Corbin (Newcastle, Okla.)	Second
2013	DL	Devin Benton (Arlington, Texas)	Third

## CoSIDA ACADEMIC ALL-DISTRICT

Year	Pos.	Player (Hometown)	Team
1999	LB	Lucas Aslin (Manhattan, Kan.)	Second
1999	P	Josh Blackmon (Pampa, Texas)	Second
2001	LB	Zach Hensley (Ford, Kan.)	First
2003	OL	Josh Werth (Hays, Kan.)	Second
2006	RB	Tyson Bryant (Cordell, Okla.)	First
2007	RB	Josh Postin (Andover, Kan.)	Second

## BEYOND SPORTS NETWORK PRESEASON ALL-AMERICA

Year	Pos.	Player (Hometown)	Team
2013	TE	Ryan Corbin (Newcastle, Okla.)	Second

## Great American Conference Players of the Week

Year	Week of	Player	Award
2011	Sept. 5	Clarence Laster	Defense
2011	Sept. 26	Clarence Laster	Defense
2011	Sept. 26	Colton Rainey	Special Teams
2011	Oct. 3	Clarence Laster	Defense
2011	Oct. 3	Colton Rainey	Special Teams
2011	Oct. 17	Dustin Stenta	Offense
2012	Sept. 17	Terrance Franklin	Defense
2013	Oct. 21	Terrance Franklin	Special Teams
2013	Nov. 4	Dustin Stenta	Offense
2013	Nov. 18	Jim O'Brien	Defense

## NATIONAL ALL-STAR BOWL COLLEGE FOOTBALL CLASSIC (Las Vegas, Nev.)

Year	Pos.	Player (Hometown)
1996	OL	Marcus Royster (Sunnyvale, Calif.)

## SNOW BOWL (Fargo, N.D.)

Year	Pos.	Player (Hometown)
1996	LB	Yohance Brown (Altus, Okla.)

## CACTUS BOWL (Kingsville, Texas)

Year	Pos.	Player (Hometown)
2001	DB	Cecil Deckard (Palo Alto, Calif.)
2001	WR	Shevron Glover (Newcastle, Okla.)

## EAST COAST BOWL GAME (Petersburg, Va.)

Year	Pos.	Player (Hometown)
2009	WR	Johnathan Haggerty (Dallas, Texas)
2009	DB	Jeff Lemon (Columbus, Ga.)
2009	TE	Joe Sawyer (Ogden, Utah)

## PLAYERS ALL-STAR CLASSIC (Little Rock, Ark.)

Year	Pos.	Player (Hometown)
2011	DB	Clarence Laster (Hemet, Calif.)

## NATIONAL BOWL GAME (Miami, Fla.)

Year	Pos.	Player (Hometown)
2013	TE	Ryan Corbin (Newcastle, Okla.)*
2013	DL	Jim O'Brien (Lake Arrowhead, Calif.)

\*Earned James Pratt Faith & Courage Award



# ALL-CONFERENCE HONORS

<b>OKLAHOMA COLLEGIATE ATHLETIC CONFERENCE (OCAC)</b>											
<b>Year</b>	<b>Pos.</b>	<b>Player</b>	<b>Team</b>								
1920	C	Harris	First	1940	Back	LeRoy Duvall	Second	1957	T	Jerry Ayers	Second
1920	C	Roberts	Second	1941	End	Harold Springer	First	1957	QB	Leo Canaday	Second
1921	FB	Thomas	First	1941	T	Travis Rhodes	First	1958	T	Jerry Ayers	Second
1921	C	Harris	Second	1941	G	Alvin Hand	First	1958	G	Rusty Romines	Second
1922	FB	Thomas	First	1946	T	Albert Stover	First	1959	End	Ken Wion	Second
1922	End	Malone	Second	1946	QB	Bill Thompson	First	1960	C	Jack Smalley	Second
1922	HB	Eubanks	Second	1946	G	H.J. Zackaries	Second	1962	G	Malcolm Griffin	First
1923	T	Holland	Second	1946	Back	LeRoy Duvall	Second	1963	End	Virgil Mason	First
1923	C	Farmer	Second	1947	T	Albert Stover	First	1963	T	Bill Gravitt	First
1924	End	Cook	First	1947	G	H.J. Zackaries	First	1964	T	Jerry Craig	First
1924	G	Schultz	First	1947	Back	Howard Guyer	First	1964	G	Dennis Skinner	First
1924	HB	Simmons	First	1947	Back	Roy Coble	First	1964	T	Roger Newberry	Second
1925	G	Umbach	First	1947	End	Ralph Riley	Second	1964	HB	Mutual Bryant	Second
1925	HB	Mayhew	First	1947	T	Len Chapman	Second	1965	T	Richard Boone	First
1925	G	Jackson	Second	1947	C	C. White	Second	1965	End	Charles Porter	First
1926	End	Cooks	First	1947	Back	Harold Stinson	Second	1965	G	Dennis Skinner	First
1926	T	Jackson	First	1948	T	H.J. Zackaries	First	1965	Back	Mutual Bryant	First
1926	HB	Simmons	First	1948	Back	Harold Stinson	First	1966	QB	Mike Freeman	First
1926	T	Shockley	Second	1948	End	Mike Riley	Second	1967	End	Jack Rose	First
1927	G	Shockley	First	1948	T	Leonard Chapman	Second	1967	T	Mike Blaser	First
1927	T	Jackson	Second	1948	C	Don Prock	Second	1967	HB	Gene Dillman	First
1928	C	Keller	Second	1949	T	Leonard Chapman	First	1967	G	George Slaczka	First
1929	End	Joe Ross	Second	1949	Back	Harold Stinson	First	1967	K	Lynn Alexander	First
1929	T	Cooper	Second	1949	End	Orville Long	Second	1967	LB	Bill Henly	Second
1929	HB	Dowdy	Second	1950	End	Wayne McCree	First	1967	HB	Eugene McGlory	Second
1930	End	Cochran	First	1950	T	Raymond Ware	First	1968	G	Phil Tuttle	First
1931	End	Joe Ross	First	1950	Back	Jim McKoy	First	1968	FB	David Davis	First
1931	G	Cotton Vickers	First	1951	C	Don Torbett	First	1968	T	Charles Stevens	First
1931	FB	Curb	Second	1951	QB	Jim McKoy	First	1968	G	Rudy Thompkins	First
1932	End	Joe Ross	First	1951	End	Bill Davis	Second	1968	C	Tom Painter	Second
1932	G	Orville England	First	1952	End	Bill Davis	First	1968	G	John Stevens	Second
1933	T	Arthur Sweet	First	1952	T	Truman Smith	First	1968	S	Lee Brower	Second
1933	G	Steve England	First	1952	QB	Jim McKoy	First	1969	T	Bill Davis	First
1933	C	Gordon Kaiser	First	1953	End	Bill Davis	First	1969	G	Max Dippel	First
1933	HB	Cake Gore	First	1953	QB	John Buck	First	1969	HB	Charles Hicks	First
1933	FB	Carl Beason	First	1953	T	Truman Smith	Second	1969	T	Chuck Stevens	First
1934	G	Steve England	First	1953	HB	Don Stutters	Second	1969	G	Rudy Thompkins	First
1934	C	Jam McCullough	First	1954	QB	John Buck	First	1969	LB	John Stevens	First
1934	HB	Francis Young	First	1954	HB	Hayden Battles	First	1969	HB	Eugene McGlory	First
1934	FB	Gordon Gore	First	1954	FB	Roy Hobbs	First	1969	End	Teddy Bentz	Second
1934	QB	Marshall	Second	1954	T	Charles McClure	Second	1969	G	Bob Densmore	Second
1935	GB	Gordon Gore	First	1954	End	Ladd Morris	Second	1969	End	Eugene Wilton	Second
1935	GB	Gano Tubb	Second	1954	G	Bud Bahner	Second	1969	T	Roy Resler	Second
1936	G	Louis Benson	Second	1955	T	Gary Laird	First	1970	T	Randy Lawrence	First
1937	HB	Jack Huffman	First	1955	T	Charles McClure	First	1970	HB	Charles Hicks	First
1938	G	Kenneth Simms	First	1955	G	Bud Bahner	First	1970	End	Joe Shegog	First
1938	QB	Smith Williams	First	1955	QB	John Buck	First	1970	G	Eldavis Colbert	First
1938	T	Bob Kygar	Second	1955	HB	Roy Hobbs	First	1970	GB	Eugene McGlory	First
1938	HB	Jack Huffman	Second	1956	QB	John Buck	First	1970	G	Bob Densmore	Second
1939	T	Musley Simms	First	1956	HB	Hayden Battles	First	1970	HB	Jim Calip	Second
1939	FB	Smith Williams	Second	1956	End	Gary Laird	Second	1970	End	Eugene Wilton	Second
1940	T	Mose Simms	First	1956	HB	Mack Choate	Second	1971	QB	Ford Farris	First
1940	C	Pete Tillman	Second	1957	End	Gary Laird	First	1971	HB	Charles Hicks	First
				1957	G	John Jennings	First	1971	End	Eugene Wilton	First
				1957	C	Leonard Selvidge	First	1971	T	Roy Resler	First
				1957	FB	Terrill	First	1972	QB	Ford Farris	First

# ALL-CONFERENCE HONORS

OKLAHOMA INTERCOLLEGIATE CONFERENCE (OIC)											
Year	Pos.	Player	Team	Year	Pos.	Player	Team	Year	Pos.	Player	Team
1974	QB	Jeff Trout	First	1984	RB	Lonnie May	HM	1988	LB	A.J. Johnson	First
1974	TE	Bobby Rose	First	1984	FB	William Hicks	HM	1988	DB	David Johnson	First
1974	DL	Tom Bergman	First	1984	RB	Ricki Byars	HM	1988	OL	Jeff Morris	Second
1974	LB	Judson McHenry	First	1985	OL	James Phillips	First	1988	QB	Todd Hudson	Second
1974	FB	Willie Lee	Second	1985	C	Dave Storm	First	1988	RB	James Hicks	Second
1974	FB	Ron Morgan	Second	1985	RB	Lonnie May	First	1988	K	Jim George	Second
1974	OT	John Mjoseth	Second	1985	DL	Randy Webster	First	1988	DL	Doug Nelson	Second
1974	C	Tom McElhane	Second	1985	LB	Marty Irland	First	1988	LB	John McCoy	Second
1974	DT	Tom Randolph	Second	1985	DB	Simmy Cooley	First	1988	DB	Shawn Peters	Second
1975	FB	Willie Lee	First	1985	TE	Felix Melendez	Second	1988	WR	Bob Ward	HM
1975	DE	Scott Hallman	First	1985	OL	Dud Robertson	Second	1988	WR	Derrick Bailey	HM
1975	DB	Lloyd Dismuke	First	1985	DL	Mark Beisel	Second	1988	RB	Tim Stroud	HM
1975	OT	Fred Bangs	Second	1985	DB	Ricky Gross	Second	1988	DB	Don Richard	HM
1975	SE	Bobby Moore	Second	1985	OL	Brad Farrow	HM	1988	OL	Rex Ross	HM
1976	WB	Mike Brown	HM	1985	OL	David Plumlee	HM	1988	LB	George Woodward	HM
1976	TB	Roy Ellison	First	1985	WR	Brad Cox	HM	1989	RB	Marc Williams	First
1976	LB	Louis Mendoza	First	1985	RB	William Hicks	HM	1989	SE	Derrick Bailey	First
1976	C	Albert Walz	HM	1985	RB	James Hicks	HM	1989	DL	Todd Helton	First
1976	SE	Doug Brown	Second	1985	RB	Lamar Mina	HM	1989	DB	Shawn Peters	First
1982	WR	Mark Hoffman	First	1985	QB	Marion Brown	HM	1989	OL	Dee Wilhelm	Second
1982	C	Tod Nix	First	1985	DL	Sam Woodfork	HM	1989	DL	Doug Nelson	Second
1982	OL	Clay Loosen	First	1985	DL	Bryan Cooper	HM	1989	LB	Chris Norman	Second
1982	RB	Wayne Ellenberg	First	1985	LB	Darrell Manigo	HM	1989	DE	Randy Messer	HM
1982	OL	Dan Walker	Second	1985	LB	Cliff Ice	HM	1989	LB	Mark Bay	HM
1982	QB	Stever Price	Second	1985	LB	Darrell Pickich	HM	1989	QB	J. Taylor	HM
1982	RB	Mackie Dedeaux	Second	1985	SS	Randy Simmons	HM	1989	WR	Bob Ward	HM
1982	DL	Mark Daniels	First	1985	SS	Joe Don Litsch	HM	1989	NG	Don Matthews	HM
1982	LB	Richard Lockman	First	1985	DB	John Dill	HM	1989	DB	Earnest Baker	HM
1982	DB	Tony Shelton	First	1985	P	Devon Cross	HM	1990	OL	Dee Wilhelm	First
1982	DL	Steve Easterling	Second	1986	RB	James Hicks	First	1990	WR	Nathan Robinson	First
1982	DL	Greg Hinkle	Second	1986	OL	David Plumlee	First	1990	P	Larry Talbott	First
1982	LB	James Johnson	Second	1986	DL	Mark Baetz	First	1990	NG	Don Matthews	First
1982	DB	Terry Johnson	Second	1986	LB	Chris Norman	First	1990	LB	Mark Bay	First
1982	DB	David Thompkins	Second	1986	WR	Derrick Bailey	Second	1990	OL	Damon Sartor	Second
1982	RB	Reggie Masters	HM	1986	DL	John McCoy	Second	1990	RB	Marc Williams	Second
1982	OL	Butch Phillips	HM	1986	DB	Randy Simmons	Second	1990	DL	John Wichert	Second
1982	OL	John Cuffin	HM	1986	TE	Felix Melendez	HM	1990	OL	Jim George	HM
1982	OL	Tom Middlebrooks	HM	1986	OL	Danny Walker	HM	1990	RB	Eric Royal	HM
1982	DL	Joe Dobs	HM	1986	OL	Brad Farrow	HM	1990	DL	Lance Rumsey	HM
1982	LB	Rhett Caviel	HM	1986	WR	Jeff Jackson	HM	1990	DB	Earnest Baker	HM
1982	DB	Reggie Giddings	HM	1986	DL	Barrett Lewis	HM	1990	LB	Brent Thorton	HM
1984	DB	Nate Bowens	First	1986	LB	Anthony Johnston	HM	1991	OL	Damon Sartor	First
1984	K	Kioumars Reziae	First	1986	DB	Shawn Peters	HM	1991	OL	Bob Bruce	First
1984	DE	Randy Webster	First	1986	DB	Don Richard	HM	1991	WR	Nathan Robinson	First
1984	OL	Mark Guinn	Second	1986	DL	Willie Harris	HM	1991	RB	Eric Royal	First
1984	WR	Mike Kroeker	Second	1987	OL	Kefrin Rusk	First	1991	DL	John Wichert	First
1984	DB	Clarence Mosely	Second	1987	DL	Mark Baetz	First	1991	LB	Stephen Buford	First
1984	LB	Rhett Caviel	HM	1987	LB	Anthony Johnston	First	1991	P	Larry Talbott	First
1984	OL	Bryan Cooper	HM	1987	P	Sohn Seifried	First	1991	OL	Rob Fletcher	Second
1984	OG	Tony Franklin	HM	1987	OL	Bill Fitch	Second	1991	DL	Anthony Cathey	Second
1984	DE	Greg Hhinkle	HM	1987	WR	Jeff Jackson	Second	1991	LB	Mongo Allen	Second
1984	DB	Marty Irland	HM	1987	LB	Chris Norman	Second	1991	DB	Brandin Beers	Second
1984	OL	Dud Robertson	HM	1987	DB	Bret Cabbiness	HM	1991	TE	Todd Kerkhoff	HM
				1987	DL	Randy Messer	HM	1991	DB	Troy Appling	HM
				1988	OL	Kefrin Rusk	First	1991	DB	Stacy Hunt	HM
				1988	DL	Todd Helton	First	1991	DE	Russell Whittaker	HM

# ALL-CONFERENCE HONORS

1991	DB	Michael Walker	HM	1993	DL	Jason Meskimen	Second	1995	DT	Jeff Frazier	HM
1991	QB	Grant Pitt	HM	1993	RB	Sylbester Journey	HM	1995	FB	Donnie Kerr	HM
1992	OL	Damon Sartor	First	1993	QB	Grant Pitt	HM	1995	DB	Marshall Oliver	HM
1992	OL	Bob Bruce	First	1993	DL	Eric Garmond	HM	1995	WR	Reggie Jackson	HM
1992	TE	Junior Lowden	First	1993	DB	Stacey Hunt	HM	1996	RB	Willie Brown	First
1992	WR	Brian Parker	First	1994	TE	Junior Lowden	First	1996	WR	Reggie Jackson	First
1992	RB	Eric Royal	First	1994	LB	Yohance Brown	First	1996	DL	Robert Newberg	First
1992	DL	John Wichert	First	1994	OL	Shane Ellick	Second	1996	LB	Yohance Brown	First
1992	LB	Stephen Buford	First	1994	WR	Craig Schlessman	Second	1996	DB	Landon Curtis	First
1992	DB	Michael Walker	First	1994	DL	Garrett Davis	Second	1996	WR	Alvin Milton	First
1992	DB	Brandin Beers	First	1994	DB	Michael Walker	HM	1996	QB	Brad Woodard	Second
1992	OL	Robby Fletcher	Second	1994	LB	David Wells	HM	1996	OL	Matt Ethers	Second
1992	DL	Jason Meskimen	Second	1994	TE	Tim Martin	HM	1996	OL	Jason Penny	Second
1992	DL	Anthony Cathey	Second	1994	OL	Jay Buck	HM	1996	DL	Gary Bigelow	Second
1992	LB	Mongo Allen	Second	1994	WR	Mark Folks	HM	1996	LB	Mark Patterson	Second
1992	QB	Grant Pitt	HM	1994	QB	Grant Pitt	HM	1996	DB	Jake Jensen	Second
1992	C	John Jensen	HM	1995	OL	Scott Williams	First	1996	P	Jeff Steindorf	Second
1992	WR	Lenard Leviston	HM	1995	TE	Junior Lowden	First	1996	DB	David Wommack	HM
1992	DL	Tim Buben	HM	1995	WR	Alvin Milton	First	1996	DE	J.J. Carrethers	HM
1992	DB	Ronnie Troglin	HM	1995	DL	Chuck Felts	First	1996	TB	Keith Kizzie	HM
1993	OL	Rob Fletcher	First	1995	LB	Yohance Brown	First	1996	OT	Kevin Gatewood	HM
1993	DL	John Wichert	First	1995	OL	Kevin Carey	Second	1996	SS	Marshall Oliver	HM
1993	DL	Anthony Cathey	First	1995	RB	Keith Kizzle	Second	1996	DT	Brandon Tucker	HM
1993	LB	Yohance Brown	First	1995	QB	Todd Ritz	Second	1996	OT	Robert Graves	HM
1993	DB	Michael Walker	First	1995	DL	Robert Newberg	Second	1996	FB	Kirk Talley	HM
1993	OL	John Buckendorf	Second	1995	DE	Shane Garner	HM				
1993	K	Keith Wood	Second	1995	DB	Jake Jensen	HM				

## NCAA DIVISION II (1997-Pres.)

LONE STAR CONFERENCE				NCAA DIVISION II (1997-Pres.)			
Year	Pos.	Player (Hometown)	Team	Year	Pos.	Player (Hometown)	Team
1997	DL	Brandon Tucker (Los Angeles, Calif.)	First	2000	DB	Cecil Deckard (Palo Alto, Calif.)	First
1997	LB	Mark Patterson (Tuttle, Okla.)	First	2000	OL	Scott Mullins (Medicine Lodge, Kan.)	Second
1997	DB	Landon Curtis (Oklahoma City)	First	2000	DL	Jeff Parker (Napa, Calif.)	Second
1997	QB	Brad Woodard (Dewey, Okla.)	Second	2000	FB	Nick Hamar (Thomas, Okla.)	HM
1997	WR	Damon Willis (Houston, Texas)	Second	2000	TE	Bruce Bartlett (Altus, Okla.)	HM
1997	TE	Charwick Reed (Cleveland, Texas)	Second	2000	QB	Josh Allen (Edmond, Okla.)	HM
1997	OL	Jason Penny (Norman, Okla.)	Second	2000	WR	Walter Oliver (Tulane, Calif.)	HM
1997	C	Matt Ethers (Norman, Okla.)	Second	2000	DL	Emmons Johnson (Cleveland, Texas)	HM
1997	FB	Kirk Talley (Farmersville, Texas)	HM	2000	DB	Scott Seybold (Weatherford, Okla.)	HM
1997	P	Dewayne Richardson (Watonga, Okla.)	HM	2001	DL	Emmons Johnson (Cleveland, Texas)	First
1998	WR	Damon Willis (Houston, Texas)	Second	2001	LB	Zach Hensley (Ford, Kan.)	First
1998	TE	Charwick Reed (Cleveland, Texas)	Second	2001	DB	Scott Seybold (Weatherford, Okla.)	First
1998	DL	Tripler Letuligasenoa (San Leandro, Calif.)	Second	2001	P	Josh Blackmon (Pampa, Texas)	First
1999	LB	Lucas Aslin (Manhattan, Kan.)	First	2001	FB	Nick Hamar (Thomas, Okla.)	Second
1999	DB	Cecil Deckard (Palo Alto, Calif.)	First	2001	DB	Courtney Williams (Oklahoma City)	Second
1999	DL	Russell Radford (Laverne, Okla.)	First	2001	DL	Scott Junk (Kailua, Hawaii)	HM
1999	RB	Kirk Talley (Farmersville, Texas)	Second	2001	TE	Chad Headrick (Turpin, Okla.)	HM
1999	WR	Shevron Glover (Newcastle, Okla.)	Second	2002	OT	Scott Junk (Kailua, Hawaii)	First
1999	OL	Greg Erpelding (Pampa, Texas)	Second	2002	DL	Anthony Piccirillo (Watonga, Okla.)	First
1999	WR	Walter Oliver (Tulane, Calif.)	HM	2002	LB	Shane Winchester (Lumberton, Texas)	First
1999	LB	Jeremy Williams (Altus, Okla.)	HM	2002	P	Scott Poole (Moore, Okla.)	First
1999	LB	Bennie Mims (Rockwall, Texas)	HM	2002	DB	Courtney Williams (Oklahoma City)	Second
1999	DB	Scott Seybold (Weatherford, Okla.)	HM	2002	OL	Josh Werth (Hays, Kan.)	HM
2000	WR	Shevron Glover (Newcastle, Okla.)	First	2002	RB	Jimmy Jenkins (Watonga, Okla.)	HM
2000	DL	Russell Radford (Laverne, Okla.)	First	2003	DL	Rick Washington (San Antonio, Texas)	First
2000	LB	Bennie Mims (Rockwall, Texas)	First	2003	LB	Charles Thomas (Fort Worth, Texas)	First
				2003	DB	Dustin Wall (Owasso, Okla.)	First

# ALL-CONFERENCE HONORS

Year	Pos.	Player (Hometown)	Team
2003	P	Scott Poole (Moore, Okla.)	First
2003	WR	Chase Pratt (Olney, Texas)	Second
2003	QB	Reade Box (Mangum, Okla.)	HM
2003	OL	Zac Bryant (Edmond, Okla.)	HM
2003	DL	Colt Allison (Washington, Okla.)	HM
2004	DL	Terry Joiner (Fort Lewis, Wash.)	First
2004	LB	Charles Thomas (Fort Worth, Texas)	First
2004	WR	James Sadler (Lathorp, Calif.)	Second
2005	WR	Danny Howard (Oklahoma City)	First
2005	DB	Tommy Musa (Laverne, Calif.)	First
2005	DL	Terry Joiner (Fort Lewis, Wash.)	Second
2005	LB	Michael Hart (Oklahoma City)	Second
2006	OL	Austin Ellis (Burns Flat, Okla.)	First
2006	RS	Patrick Weaver (Oklahoma City)	First
2006	DB	Desmond Baker (Garland, Texas)	First
2006	QB	Jimmy Sangster (Macon, Mo.)	Second
2006	RB	Reshard Dudley (Marianna, Fla.)	Second
2006	FB	Tyson Bryant (Cordell, Okla.)	Second
2006	WR	Jonathan Haggerty (Dallas, Texas)	Second
2006	OL	Jonathan Dobrinski (Thomas, Okla.)	Second
2006	DL	Cory Summers (Oklahoma City)	Second
2006	DL	Joe Castle (Beaumont, Texas)	Second
2006	LB	Greg Franklin (Oklahoma City)	Second
2006	LB	Jon Patterson (Plano, Texas)	Second
2007	FB	Josh Postin (Andover, Kan.)	First
2007	WR	Jonathan Haggerty (Dallas, Texas)	First
2007	OL	Austin Ellis (Burns Flat, Okla.)	First
2007	LB	Ruzell McCoy (Frederick, Okla.)	First
2007	P	Corey Lenahan (La Mirada, Calif.)	First
2007	K	Spenser Danie (Sulphur Springs, Texas)	Second
2007	RS	Patrick Weaver (Oklahoma City)	Second
2007	DL	Eddie Walton (Irving, Texas)	Second
2007	DL	Joe Castle (Beaumont, Texas)	Second
2007	LB	Greg Franklin (Oklahoma City)	Second
2007	LB	Andre Morgan (Garland, Texas)	Second
2007	DB	Jonathan Thomas (Irving, Texas)	Second
2007	DB	Desmond Baker (Garland, Texas)	Second
2007	QB	Steve Day (Edmond, Okla.)	HM
2007	OL	Jake Olivarez (Edmond, Okla.)	HM
2008	RB	Luke Lundy (Auburn, Neb.)	First
2008	WR	Kyle Wimberly (Indianapolis, Ind.)	First
2008	TE	Joe Sawyer (Ogden, Utah)	First
2008	OL	Jerrod Hunt (Garden Plain, Kan.)	First
2008	LB	Ruzell McCoy (Frederick, Okla.)	First
2008	LB	Jaron Burgess (Norman, Okla.)	First
2008	OL	Jordan Pettit (Bethany, Okla.)	Second
2008	DL	Justin Cannon (Midland, Texas)	Second
2008	DB	Demarcus Render (Newman, Ga.)	Second
2008	QB	Steve Day (Edmond, Okla.)	HM
2008	DB	Jeff Lemon (Columbus, Ga.)	HM
2009	WR	Jonathan Haggerty (Dallas, Texas)	First
2009	TE	Joe Sawyer (Ogden, Utah)	First
2009	LB	Fred Leak (Palestine, Ark.)	First
2009	OL	Stephen Speer (Arlington, Texas)	Second
2009	P	Chad McIntosh (Grand Prairie, Texas)	Second
2009	RS	Bruce Hatton (Mesquite, Texas)	HM

## SPECIALTY HONORS

### LONE STAR CONFERENCE

1997	DB	Landon Curtis	Defensive Back of the Year
2000	WR	Shevron Glover	Receiver of the Year
2000	DB	Cecil Deckard	Defensive Back of the Year
2001	RB	Jimmy Jenkins	Freshman of the Year
2004	OL	Drew Rigsby	Co-Freshman of the Year
2005	WR	Danny Howard	Co-Receiver of the Year
2006		Ryan Held	Coach of the Year
2007	OL	Austin Ellis	Co-Offensive Lineman of the Year
2008	LB	Ruzell McCoy	Co-Linebacker of the Year
2008	RB	Luke Lundy	Freshman of the Year

### Great American Conference

2011	DL	Devin Benton	Freshman of the Year
------	----	--------------	----------------------

Year	Pos.	Player (Hometown)	Team
2009	DL	Cory Summers (Oklahoma City)	HM
2009	DL	Nick Walker (Altus, Okla.)	HM
2010	DB	Jonathan Darby (San Diego, Calif.)	First
2010	FB	Marshall Fraley (Bixby, Okla.)	Second
2010	OL	Stephen Speer (Arlington, Texas)	Second
2010	RS	Bruce Hatton (Dallas, Texas)	Second
2010	DL	Henry Niutel (Eules, Texas)	Second
2010	LB	Jaron Burgess (Norman, Okla.)	Second
2010	DB	Marvin Tribble (Fort Lauderdale, Fla.)	Second
2010	TE	Ryan Corbin (Newcastle, Okla.)	HM
2010	OL	Kane Bryen (Thomas, Okla.)	HM
2010	DL	Cash Johnson (Kingfisher, Okla.)	HM
2010	LB	Preston Margain (Los Angeles, Calif.)	HM
2010	LS	Colton Dickinson (Tulsa, Okla.)	HM

### GREAT AMERICAN CONFERENCE

Year	Pos.	Player (Hometown)	Team
2011	DB	Marvin Tribble (Fort Lauderdale, Fla.)	First
2011	DB	Clarence Laster (Hemet, Calif.)	First
2011	WR	Esau Bauknight (Columbus, Ga.)	Second
2011	UT	Bruce Hatton (Mesquite, Texas)	Second
2011	DL	Devin Benton (Arlington, Texas)	Second
2011	K	Colton Rainey (Lawton, Okla.)	Second
2011	QB	Dustin Stenta (Fort Worth, Texas)	HM
2011	DL	Lis Leota (Salt Lake City, Utah)	HM
2012	TE	Ryan Corbin (Newcastle, Okla.)	First
2012	DL	Devin Benton (Arlington, Texas)	First
2012	K	Colton Rainey (Lawton, Okla.)	Second
2012	ST	Colton Dickinson (Tulsa, Okla.)	Second
2012	RB	Aaron Wilson (Wichita, Kan.)	HM
2012	OL	Kane Bryen (Thomas, Okla.)	HM
2013	TE	Ryan Corbin (Newcastle, Okla.)	First
2013	DL	Devin Benton (Arlington, Texas)	First
2013	QB	Dustin Stenta (Fort Worth, Texas)	Second
2013	LB	Ryan Feller (Altus, Okla.)	Second
2013	WR	Brad Smithy (Mesquite, Texas)	HM
2013	OL	Nathan Butler (Southlake, Texas)	HM
2013	OL	Mack Cannon (Arlington, Texas)	HM
2013	OL	Derrick Shelton (Clarendon, Texas)	HM
2013	DL	Jacolby Robinson (Mansfield, Texas)	HM

# YEAR-BY-YEAR STATISTICAL LEADERS

## Total Offense Leaders

Year	Player	Plays	Rush	Pass	Total
1997	Brad Woodard	227	-86	1034	948
1998	Christian Stillings	183	179	615	794
1999	Josh Allen	251	-130	1795	1665
2000	Josh Allen	276	-150	1806	1656
2001	Jimmy Jenkins	185	841	0	841
2002	Reade Box	300	99	1397	1496
2003	Reade Box	450	437	2325	2762
2004	Beau Dodson	326	-6	1669	1663
2005	Steve Day	308	-61	1423	1362
2006	Jimmy Sangster	343	26	1857	1883
2007	Steve Day	241	-84	1410	1326
2008	Steve Day	478	-69	2561	2492
2009	Steve Day	544	-13	2088	2075
2010	Dustin Stenta	378	251	1477	1728
2011	Dustin Stenta	532	225	2869	3094
2012	Dustin Stenta	441	144	2157	2301
2013	Dustin Stenta	459	278	3003	3281

## Receiving Leaders

Year	Player	Rec.	Yards	Avg.	TDs
1997	Damon Willis	25	403	16.1	5
1998	Damon Willis	32	549	17.2	3
1999	Shevron Glover	35	774	22.1	8
2000	Shevron Glover	43	762	17.7	5
2001	Chad Headrick	15	286	19.1	0
2002	Chase Pratt	34	514	15.1	0
2003	Chase Pratt	46	908	19.7	10
2004	Danny Howard	32	533	16.7	1
2005	Danny Howard	50	887	17.7	3
2006	John Haggerty	45	804	17.9	7
2007	John Haggerty	46	782	17	6
2008	Kyle Wimberly	51	678	13.3	5
2009	John Haggerty	54	748	13.9	9
2010	Ryan Corbin	36	389	10.8	2
2011	Esau Bauknight	48	732	15.2	4
2012	Ryan Corbin	47	400	8.5	1
2013	Ryan Corbin	78	914	11.7	7

## Rushing Leaders

Year	Player	Att	Net Gain	TDs	Avg.	Yds/Gm
1997	Kirk Talley	113	552	2	4.9	55.2
1998	Malcolm Mathis	164	467	2	3.1	46.7
1999	Anthony Davis	135	643	4	4.8	64.3
2000	Anthony Davis	206	874	10	4.2	87.4
2001	Jimmy Jenkins	185	841	6	4.5	84.1
2002	Jimmy Jenkins	242	983	12	4.1	89.4
2003	Beaux Daville	143	527	1	3.7	52.7
2004	Jimmy Jenkins	98	209	2	2.1	23.2
2005	Steve Ihekona	102	270	0	2.6	24.5
2006	Reshard Dudley	155	650	4	4.2	59.1
2007	Patrick Weaver	100	472	1	4.7	42.9
2008	Luke Lundy	127	552	2	4.3	55.2
2009	J.R. Hammond	52	150	1	2.9	21.4
2010	Dwight Pete	129	489	6	3.8	48.9
2011	D.C. Walker	186	622	5	3.3	62.2
2012	Aaron Wilson	189	961	6	5.1	96.1
2013	Karl Hodge	142	673	2	4.7	61.2

## Punting Leaders

Year	Player	Punts	Yds	Avg
1997	Dewayne Richardson	73	2932	40.2
1998	Josh Blackmon	69	2767	40.1
1999	Josh Blackmon	66	2373	36
2000	Josh Blackmon	56	1999	35.7
2001	Josh Blackmon	56	2250	40.2
2002	Scott Poole	49	1980	40.4
2003	Scott Poole	48	2011	41.9
2004	Scott Poole	67	2505	37.4
2005	Kirby Humphrey	68	2480	36.5
2006	Marcos Ortega	41	1355	33
2007	Corey Lenahan	57	2339	41
2008	Chad McIntosh	69	2610	37.8
2009	Chad McIntosh	83	3159	38.1
2010	Colton Rainey	77	2498	32.4
2011	Ken Wooldridge	48	1898	39.5
2012	Colton Rainey	58	1944	33.5
2013	Michael Perez	24	907	37.8

## Passing Leaders

Year	Player	Att-Comp	Pct.	Yds	TDs	INTs	Yds/Gm
1997	Brad Woodard	201-72	35.8	1,034	9	9	129.3
1998	Christian Stillings	123-41	33.3	615	2	11	61.5
1999	Josh Allen	198-106	53.5	1,795	10	10	179.5
2000	Josh Allen	234-130	55.6	1,806	7	13	180.6
2001	Matt Stowers	138-51	37	711	2	9	71.1
2002	Reade Box	190-104	54.7	1,397	5	3	155.2
2003	Reade Box	292-155	53.1	2,325	16	12	211.4
2004	Beau Dodson	249-118	47.4	1,669	6	15	166.9
2005	Steve Day	227-123	54.2	1,423	6	8	129.4
2006	Jimmy Sangster	274-140	51.1	1,857	11	9	168.8
2007	Steve Day	210-112	53.3	1,410	13	10	128.2
2008	Steve Day	448-225	50.2	2,561	18	17	232.8
2009	Steve Day	449-232	51.7	2,088	9	21	189.8
2010	Dustin Stenta	296-152	51.4	1,477	7	10	134.3
2011	Dustin Stenta	451-263	58.3	2,869	19	17	260.8
2012	Dustin Stenta	366-190	51.9	2,157	11	15	215.7
2013	Dustin Stenta	234-397	58.9	3,003	27	10	273.0

## Scoring Leaders

Year	Player	TDs	PATs	FGs	Total
1997	Kyle Bengs	0	10	9	37
1998	Damon Willis	3	0	0	18
	Malcolm Mathis	3	0	0	18
1999	Shevron Glover	8	0	0	48
2000	Anthony Davis	10	0	0	60
2001	Bryan Poole	0	17	7	38
	Jimmy Jenkins	6	1	0	38
2002	Jimmy Jenkins	12	0	0	72
2003	Chase Pratt	11	0	0	66
2004	James Sadler	4	1	0	26
2005	Rusty Voight	0	10	8	34
2006	Spenser Daniel	0	23	8	47
2007	Spenser Daniel	0	25	7	46
2008	Chad McIntosh	0	15	5	30
	Joe Sawyer	5	0	0	30
	Kyle Wimberly	5	0	0	30
2009	Chad McIntosh	0	13	10	43
2010	Colton Rainey	0	22	7	43
2011	Colton Rainey	0	28	11	61
2012	Colton Rainey	0	21	13	60
2013	Ryan Corbin	12	0	0	72

# YEAR-BY-YEAR STATISTICAL LEADERS

## All-Purpose Yards Leaders

Year	Player	Rush	Rec.	PR	KR	Total	Avg.
1997	Kirk Talley	552	71	0	0	623	62.3
1998	Damon Willis	54	549	0	453	1056	105.6
1999	Anthony Davis	643	146	0	33	822	82.2
2000	Anthony Davis	874	75	0	26	975	97.5
2001	Jimmy Jenkins	841	76	0	0	917	91.7
2002	Jimmy Jenkins	983	85	27	0	1095	99.5
2003	Chase Pratt	11	908	203	167	1289	117.2
2004	Chase Pratt	13	388	109	330	840	84
2005	Danny Howard	0	887	0	47	934	84.9
2006	John Haggerty	0	804	0	0	804	73.1
2007	Patrick Weaver	472	132	159	276	1039	94.5
2008	Luke Lundy	552	210	0	0	762	76.2
2009	Bruce Hatton	107	332	68	501	1008	91.6
2010	Bruce Hatton	-5	344	60	645	1044	94.9
2011	Bruce Hatton	5	427	0	465	897	81.5
2012	Aaron Wilson	961	65	0	50	1076	107.6
2013	Ryan Corbin	13	914	0	15	942	85.6

## Kick Return Leaders

Year	Player	Ret.	Yds	Avg.	TD
1997	Damon Willis	4	114	28.5	0
1998	Damon Willis	22	453	20.6	0
1999	Jerimi Calip	10	171	17.1	0
2000	Walter Oliver	12	202	16.8	0
2001	Beaux Daville	9	145	16.1	0
2002	Tony Goodman	14	338	24.1	0
2003	Chase Pratt	9	167	18.6	0
2004	Chase Pratt	15	330	22	1
2005	Patrick Weaver	17	289	17	0
2006	Patrick Weaver	12	313	26.1	1
2007	Patrick Weaver	12	276	23	0
2008	Patrick Weaver	14	375	26.8	0
2009	Bruce Hatton	21	501	23.9	0
2010	Bruce Hatton	30	645	21.5	0
2011	Bruce Hatton	22	465	21.1	0
2012	DeMarcus Miller	12	222	18.5	0
2013	Teverick Boyd	17	332	19.5	0

## Punt Return Leaders

Year	Player	Ret.	Yds	Avg.	TD
1997	Jerimi Calip	16	137	8.6	0
1998	Jerimi Calip	17	71	4.2	0
1999	Jerimi Calip	20	153	7.7	0
2000	Walter Oliver	14	91	6.5	0
2001	Robert Bernard	14	104	7.4	0
2002	Chase Pratt	21	285	13.6	1
2003	Chase Pratt	23	203	8.8	1
2004	Chase Pratt	17	109	6.4	0
2005	Patrick Weaver	12	73	6.1	0
2006	Patrick Weaver	17	234	13.8	1
2007	Patrick Weaver	11	259	14.5	1
2008	Patrick Weaver	14	115	8.2	0
2009	Bruce Hatton	9	68	7.6	0
2010	Eric Charles	8	80	10	0
2011	Eric Charles	11	22	2	0
2012	Brad Smithey	7	26	3.7	0
2013	Brad Smithey	8	37	4.6	0

## Leading Tacklers

Year	Player	Total	Solo	Assist
1997	Landon Curtis	97	54	43
1998	Lucas Aslin	62	42	20
1999	Lucas Aslin	98	45	43
2000	Zach Hensley	70	27	43

2001	Zach Hensley	99	47	52
2002	Shane Winchester	94	51	43
2003	Charles Thomas	103	36	67
2004	Charles Thomas	122	34	88
2005	Michael Hart	88	33	55
2006	Greg Franklin	85	33	52
2007	Greg Franklin	83	35	48
	Ruzell McCoy	83	46	37
2008	Ruzell McCoy	107	68	39
2009	Shane Scott	100	61	39
2010	Jonathan Darby	91	43	48
2011	Clarence Laster	97	61	36
2012	Ryan Feller	86	41	45
2013	Ryan Feller	102	43	59

## Interceptions Leaders

Year	Player	INTs	Yds	Avg.	TD
1997	Landon Curtis	5	63	12.6	0
1998	Jeremy Williams	3	0	0	0
1999	Cecil Deckard	5	117	23.4	1
2000	Cecil Deckard	6	32	5.3	0
2001	Courtney Williams	3	37	12.3	0
2002	Tony Goodman	4	8	2	1
2003	Michael Hart	2	27	13.5	0
	Dustin Wall	2	14	7	1
	Chris Browner	2	0	0	0
2004	Michael Hart	2	100	50	0
	Sean Cole	2	0	0	0
2005	Trent Pratt	2	57	28.5	0
	Tommy Musa	2	46	23	0
	Desmond Baker	2	2	1	0
2006	Desmond Baker	3	38	12.7	2
2007	Nine Tied	1	-	-	-
2008	Demarcus Render	5	41	8.2	0
	Jeff Lemon	5	37	7.4	0
2009	Jeff Lemon	3	64	21.3	0
2010	Marvin Tribble	4	54	13.5	0
2011	Clarence Laster	8	244	30.5	2
2012	Terrance Franklin	4	74	18.5	1
	Brandon Washington	4	65	16.2	0
2013	Steven Townsley	3	5	1.7	0

## Sacks

Year	Player	Sacks	Yds
1997	Jarrod Tippens	5.0	27
1998	Gabe Terry	9.0	NA
1999	Russell Radford	9.0	NA
2000	Emmons Johnson	10.0	71
2001	Zach Hensley	3.0	20
2002	Anthony Piccirillo	7.0	60
2003	Rick Washington	3.0	20
2004	Terry Joiner	11.0	76
2005	Roddrick Sheppard	5.0	42
2006	Steven Strobel	3.5	32
2007	Eddie Walton	5.0	25
2008	Ruzell McCoy	5.0	33
2009	Nick Walker	5.0	27
2010	Ozzie Donato	2.0	25
	Jaron Burgess	2.0	11
	Sean Gordon	2.0	8
2011	Devin Benton	5.0	34
2012	Jim O'Brien	6.0	39
2013	Jim O'Brien	5.0	43

# SWOSU VS. OPPONENTS ALL-TIME

Opponent	First	No.	Won	Lost	Tied	Last	Opponent	First	No.	Won	Lost	Tied	Last
Abilene Christian	1929	11	1	10	0	2010	Oklahoma	1915	2	0	2	0	1916
Adams State (Colo.)	1955	7	4	3	0	2000	Oklahoma Baptist	1912	20	8	10	2	1940
Angelo State	1972	5	2	3	0	2009	Oklahoma City	1907	15	8	4	3	1941
<b>Arkansas-Monticello</b>	<b>2011</b>	<b>3</b>	<b>2</b>	<b>1</b>	<b>0</b>	<b>2013</b>	Oklahoma State	1909	9	1	8	0	1932
<b>Arkansas Tech</b>	<b>1968</b>	<b>10</b>	<b>5</b>	<b>5</b>	<b>0</b>	<b>2013</b>	<b>Ouachita Baptist</b>	<b>1988</b>	<b>10</b>	<b>3</b>	<b>7</b>	<b>0</b>	<b>2013</b>
Austin College (Texas)	1918	2	0	2	0	1951	Panhandle State	1928	57	39	15	3	2009
Bacone	1933	3	2	1	0	2003	Phillips	1915	13	5	8	0	1927
Bethany (Kan.)	1949	1	1	0	0	1949	Pittsburg State (Kan.)	1930	2	0	2	0	1935
Bethel (Kan.)	1952	1	1	0	0	1952	Regis (Colo.)	1940	1	1	0	0	1940
Bishop College (Texas)	1980	2	1	1	0	1981	Sam Houston State	1941	16	7	9	0	1984
Blackwell HS	1915	1	0	1	0	1915	<b>Southeastern Oklahoma St.</b>	<b>1923</b>	<b>82</b>	<b>35</b>	<b>44</b>	<b>3</b>	<b>2013</b>
Cameron	1928	19	8	11	0	1986	<b>Southern Arkansas</b>	<b>2011</b>	<b>3</b>	<b>0</b>	<b>3</b>	<b>0</b>	<b>2013</b>
Catholic	1916	2	1	1	0	1920	<b>Southern Nazarene</b>	<b>2003</b>	<b>3</b>	<b>3</b>	<b>0</b>	<b>0</b>	<b>2013</b>
Carver HS	1922	1	1	0	0	1922	Southwestern College (Kan.)	1926	7	5	2	0	1954
Central Arkansas	1986	5	1	3	1	1992	Southwestern Univ. (Texas)	1936	1	0	0	1	1936
Central Oklahoma	1905	88	26	59	3	2011	St. Mary's (Texas)	1941	1	0	1	0	1941
Chilocco	1920	1	1	0	0	1920	Stephen F. Austin	2012	1	0	1	0	2012
Clarendon (Texas)	1917	6	3	3	0	1926	Sterling (Kan.)	1949	1	1	0	0	1949
Colorado College	1957	2	1	1	0	1958	Tarleton State	1932	26	11	15	0	2013
Connors JC	1938	1	0	0	1	1938	Texas	1926	2	0	2	0	1927
Cordell Christian	1926	4	3	1	0	1933	Texas-Arlington	1959	3	0	3	0	1964
Daniel Baker (Texas)	1936	1	0	1	0	1936	Texas A&M	1925	1	1	0	0	1925
<b>East Central</b>	<b>1915</b>	<b>91</b>	<b>41</b>	<b>48</b>	<b>2</b>	<b>2013</b>	Texas A&M-Commerce	1952	14	4	10	0	2010
Eastern New Mexico	1939	47	27	18	2	2010	Texas A&M-Kingsville	2000	5	3	2	0	2010
Eastern Oklahoma	1929	1	1	0	0	1929	Texas Christian	1911	3	0	2	1	1913
Emporia State (Kan.)	1930	5	1	4	0	2010	Texas Lutheran	1977	6	4	2	0	1982
Fort Hays State (Kan.)	1937	8	4	4	0	1967	Thomas HS	1910	1	1	0	0	1910
Friends (Kan.)	1925	1	0	1	0	1925	Trinity (Texas)	1929	1	0	1	0	1929
Kingfisher College	1905	10	5	3	2	1921	Tulsa	1915	3	0	3	0	1922
Hardin-Simmons (Texas)	1925	1	0	1	0	1925	Wayland Baptist	1923	1	1	0	0	1923
<b>Harding</b>	<b>1994</b>	<b>9</b>	<b>4</b>	<b>5</b>	<b>0</b>	<b>2013</b>	West Texas A&M	1920	21	10	9	2	2010
<b>Henderson State</b>	<b>1980</b>	<b>5</b>	<b>2</b>	<b>3</b>	<b>0</b>	<b>2013</b>	Western New Mexico	1988	2	2	0	0	1989
Howard Payne (Texas)	1917	4	2	1	1	1987	Western State (Colo.)	1946	4	2	2	0	1949
Lamar (Texas)	1950	2	0	2	0	1951							
Langston	1956	33	20	13	0	1996							
Mangum HS	1914	1	0	1	0	1914							
McMurry (Texas)	1936	3	1	2	0	1940							
McNeese State (La.)	1956	1	0	1	0	1956							
Mexico All-Stars	1991	1	0	1	0	1991							
Midwestern State	1924	20	6	14	0	2010							
Missouri S&T	2005	2	1	1	0	2006							
Missouri Southern	1984	4	3	1	0	1987							
Montana Tech	1996	1	1	0	0	1996							
Mountain View HS	1915	1	1	0	0	1915							
Murray JC	1919	3	2	1	0	1933							
Nebraska-Kearney	1977	1	1	0	0	1977							
New Mexico Highlands	1990	2	1	1	0	1991							
New Mexico Military	1950	2	2	0	0	1951							
New Mexico State	1950	2	2	0	0	1954							
North Texas	1934	2	0	1	1	1950							
Northeastern State	1918	81	40	38	3	2011							
Northern Oklahoma JC	1920	6	5	0	1	1940							
<b>Northwestern Oklahoma St.</b>	<b>1907</b>	<b>81</b>	<b>50</b>	<b>27</b>	<b>4</b>	<b>2013</b>							
Northwestern State (La.)	1970	5	1	4	0	2002							
Nuevo Leon	1984	1	1	0	0	1984							

## SWOSU VS. 2014 OPPONENTS

Opponent	First	No.	Won	Lost	Tied	Last
Arkansas-Monticello	2011	3	2	1	0	2013
Arkansas Tech	1968	10	5	5	0	2013
East Central	1915	91	41	48	2	2013
Harding	1994	9	4	5	0	2013
Henderson State	1980	5	2	3	0	2013
Northwestern Okla. State	1907	81	50	27	4	2013
Ouachita Baptist	1988	10	3	7	0	2013
Southeastern Okla. State	1923	82	35	44	3	2013
Southern Arkansas	2011	3	0	3	0	2013
Southern Nazarene	2003	3	3	0	0	2013

# SWOSU FOOTBALL YEAR-BY-YEAR RESULTS

Year	Coach	Record	Conf	Place	Conference	Champion
1905	Len Whitcomb	1-1	0-0	-	-	-
1906	Len Whitcomb	0-1	0-0	-	-	-
1907	Edward Hickox	0-3-1	0-0	-	-	-
1908	No Games			-	-	-
1909	Adolph Schulz	2-3	0-0	-	Oklahoma Collegiate (OCAC)	-
1910	Moses Gaskell	3-2	0-0	-	OCAC	-
1911	Moses Gaskell	0-3	0-0	-	OCAC	-
1912	Moses Gaskell	1-2	0-0	-	OCAC	-
1913	Howard Cross	0-0-1	0-0	-	OCAC	-
1914	Claude Reeds	0-2	0-0	-	OCAC	-
1915	Claude Reeds	3-5-1	0-0	-	OCAC	-
1916	Sam Burton	2-7	0-0	-	OCAC	-
1917	Sam Burton	1-4	0-0	-	OCAC	-
1918	John Lance	0-4	0-0	-	OCAC	-
1919	John Lance	4-4	0-0	-	OCAC	-
1920	John Lance	5-3-1	1-3	-	OCAC	Tulsa, Phillips
1921	John Lance	3-3-2	1-3-1	-	OCAC	Central Oklahoma
1922	Carl Voyles	5-4	4-3	6th	OCAC	Phillips
1923	Carl Voyles	4-4	3-3	4th	OCAC	Central Oklahoma
1924	Carl Voyles	5-3	3-2	4th	OCAC	Central Oklahoma
1925	Carl Voyles	5-4-1	3-1-1	3rd	OCAC	Tulsa
<b>1926</b>	<b>Joe Milam</b>	<b>7-2</b>	<b>5-0</b>	<b>1st</b>	<b>OCAC</b>	<b>SWOSU</b>
1927	Joe Milam	1-6-2	1-5-1	9th	OCAC	Oklahoma City Oklahoma Baptist
1928	Joe Milam	4-2-3	2-2-2	7th	OCAC	Phillips
1929	Joe Milam	2-7-1	1-4	5th	OCAC	Central Oklahoma
1930	Joe Milam	2-6-1	0-4-1	6th	OCAC	East Central
1931	Joe Milam	5-2-1	2-2-1	4th	OCAC	Central Oklahoma
<b>1932</b>	<b>Rankin Williams</b>	<b>7-3</b>	<b>4-1</b>	<b>T-1st</b>	<b>OCAC</b>	<b>SWOSU</b>
						Central Oklahoma
<b>1933</b>	<b>Rankin Williams</b>	<b>7-2-1</b>	<b>4-0</b>	<b>1st</b>	<b>OCAC</b>	<b>SWOSU</b>
1934	Rankin Williams	7-2-1	3-2	2nd	OCAC	Central Oklahoma
1935	Rankin Williams	3-5-1	1-3-1	5th	OCAC	Central Oklahoma East Central
1936	Rankin Williams	0-7-3	0-4-2	7th	OCAC	Central Oklahoma
1937	Rankin Williams	4-5	3-3	3rd	OCAC	Central Oklahoma
1938	Marion Surbeck	3-6-1	2-4	5th	OCAC	Central Oklahoma
1939	Jake Spann	2-5-3	2-3-1	5th	OCAC	Central Oklahoma
1940	Jake Spann	9-2	4-2	2nd	OCAC	Oklahoma Baptist
1941	Jake Spann	9-2	4-1	2nd	OCAC	Central Oklahoma
1942-45	No Teams (World War II)					
1946	Jake Spann	5-3-1	2-2-1	3rd	OCAC	Southeastern Okla.
1947	Jake Spann	4-3-1	2-2-1	4th	OCAC	Southeastern Okla.
1948	Jake Spann	1-7	1-3	4th	OCAC	Southeastern Okla. Central Oklahoma
1949	Keith Ransport	3-6	1-4	5th	OCAC	Central Oklahoma
<b>1950</b>	<b>Keith Ransport</b>	<b>6-4</b>	<b>4-1</b>	<b>1st</b>	<b>OCAC</b>	<b>SWOSU</b>
						Central Oklahoma
1951	W.C. Whiteside	4-7	3-2	2nd	OCAC	Northeastern State
1952	Joe Metcalf	3-6	2-3	4th	OCAC	Northeastern State
1953	Joe Metcalf	4-6	1-4	5th	OCAC	Northeastern State
<b>1954</b>	<b>Joe Metcalf</b>	<b>7-2</b>	<b>4-1</b>	<b>1st</b>	<b>OCAC</b>	<b>SWOSU</b>
						Central Oklahoma
<b>1955</b>	<b>Joe Metcalf</b>	<b>6-3</b>	<b>4-1</b>	<b>T-1st</b>	<b>OCAC</b>	<b>SWOSU</b>
						Central Oklahoma Northeastern State
1956	Joe Metcalf	5-3-1	3-1-1	3rd	OCAC	Central Oklahoma Northeastern State
<b>1957</b>	<b>Joe Metcalf</b>	<b>7-1-1</b>	<b>4-1</b>	<b>1st</b>	<b>OCAC</b>	<b>SWOSU</b>
1958	J.W. Cole	2-6-1	2-4	5th	OCAC	Northeastern State
1959	J.W. Cole	3-6-1	3-3	4th	OCAC	Langston
1960	J.W. Cole	1-9	1-5	6th	OCAC	Langston
1961	J.W. Cole	2-7	2-5	7th	OCAC	Central Oklahoma Langston
1962	J.W. Cole	6-4	5-2	3rd	OCAC	Central Oklahoma
1963	J.W. Cole	3-7	1-6	8th	OCAC	Northeastern State

# SWOSU FOOTBALL YEAR-BY-YEAR RESULTS

Year	Coach	Record	Conf	Place	Conference	Champion
1964	Otis Delaporte	5-5-1	4-2-1	3rd	OCAC	East Central
1965	Otis Delaporte	5-5	3-4	T-4th	OCAC	East Central
1966	Otis Delaporte	7-3	5-2	2nd	OCAC	East Central
1967	Otis Delaporte	4-6	1-6	T-7th	OCAC	East Central
<b>1968</b>	<b>Otis Delaporte</b>	<b>7-4</b>	<b>6-1</b>	<b>1st</b>	<b>OCAC</b>	<b>SWOSU</b>
<b>1969</b>	<b>Otis Delaporte</b>	<b>9-1</b>	<b>6-1</b>	<b>T-1st</b>	<b>OCAC</b>	<b>SWOSU</b>
						Northeastern State
<b>1970</b>	<b>Otis Delaporte</b>	<b>7-2-1</b>	<b>7-1-1</b>	<b>1st</b>	<b>OCAC</b>	<b>SWOSU</b>
<b>1971</b>	<b>Otis Delaporte</b>	<b>8-2</b>	<b>7-1</b>	<b>1st</b>	<b>OCAC</b>	<b>SWOSU</b>
1972	Otis Delaporte	8-3	5-3	T-3rd	OCAC	Central Oklahoma
1973	Otis Delaporte	3-7	2-6	8th	OCAC	-
<b>1974</b>	<b>Otis Delaporte</b>	<b>6-3</b>	<b>4-1</b>	<b>1st</b>	<b>Oklahoma Intercollegiate (OIC)</b>	<b>SWOSU</b>
1975	Otis Delaporte	5-5	2-3	3rd	OIC	East Central
1976	Otis Delaporte	4-7	0-4	5th	OIC	Southeastern Okla.
<b>1977</b>	<b>Otis Delaporte</b>	<b>11-1</b>	<b>4-0</b>	<b>T-1st</b>	<b>OIC</b>	<b>SWOSU</b>
1978	Bob Mazie	3-5-1	1-2-1		OIC	East Central
1979	Bob Mazie	7-2	3-1	2nd	OIC	East Central
<b>1980</b>	<b>Bob Mazie</b>	<b>7-4</b>	<b>3-1</b>	<b>T-1st</b>	<b>OIC</b>	<b>SWOSU</b>
						East Central
						Northeastern State
1981	Bob Mazie	3-8	2-2	3rd	OIC	Northeastern State
1982	Bob Mazie	7-3	3-1	2nd	OIC	Northeastern State
1983	Bob Mazie	3-6	3-1	T-2nd	OIC	Northeastern State
1984	Bob Mazie	4-6	1-3	4th	OIC	East Central
<b>1985</b>	<b>Bob Mazie</b>	<b>5-3-1</b>	<b>3-1</b>	<b>T-1st</b>	<b>OIC</b>	<b>SWOSU</b>
						East Central
1986	Paul Sharp	4-6	0-4	5th	OIC	East Central
						Northwestern Okla.
1987	Paul Sharp	3-7	0-4	5th	OIC	Northeastern State
1988	Paul Sharp	6-4	2-2	T-2nd	OIC	Southeastern Okla.
1989	Paul Sharp	6-4	2-2	2nd	OIC	Southeastern Okla.
						Northwestern Okla.
1990	Paul Sharp	5-5	1-3	4th	OIC	Northeastern State
1991	Paul Sharp	6-4-1	3-2	3rd	OIC	Northeastern State
<b>1992</b>	<b>Paul Sharp</b>	<b>8-2</b>	<b>4-1</b>	<b>T-1st</b>	<b>OIC</b>	<b>SWOSU</b>
						East Central
1993	Paul Sharp	6-4	2-3	T-4th	OIC	Langston
1994	Paul Sharp	2-7	1-4	5th	OIC	Southeastern Okla.
1995	Paul Sharp	5-5	2-3	T-4th	OIC	-
<b>1996</b>	<b>Paul Sharp</b>	<b>9-3</b>	<b>4-1</b>	<b>T-1st</b>	<b>OIC</b>	<b>SWOSU</b>
<b>NCAA DIVISION II</b>						
<b>1997</b>	<b>Paul Sharp</b>	<b>5-5</b>	<b>5-1</b>	<b>T-1st</b>	<b>Lone Star North (LSC)</b>	<b>SWOSU</b>
						Central Oklahoma
1998	Paul Sharp	0-10	0-9	7th	LSC	Central Oklahoma
1999	Paul Sharp	5-5	4-5	4th	LSC	Southeastern Okla.
2000	Paul Sharp	6-4	2-3	4th	LSC	Northeastern State
2001	Paul Sharp	4-6	2-3	T-4th	LSC	Midwestern State
2002	Paul Sharp	7-4	3-2	T-2nd	LSC	Tarleton State
2003	Paul Sharp	5-6	1-4	6th	LSC	Tarleton State
2004	Paul Sharp	1-9	1-4	5th	LSC	Southeastern Okla.
2005	Ryan Held	1-10	0-5	6th	LSC	Southeastern Okla.
2006	Ryan Held	6-5	3-2	2nd	LSC	Southeastern Okla.
<b>2007</b>	<b>Ryan Held</b>	<b>6-5</b>	<b>3-2</b>	<b>T-1st</b>	<b>LSC</b>	<b>SWOSU</b>
						Central Oklahoma
						Northeastern State
						Southeastern Okla.
						Texas A&M-Comm.
2008	Ryan Held	3-8	1-4	5th	LSC	Central Oklahoma
2009	Dan Cocannouer	1-10	1-4	5th	LSC	Texas A&M-Comm.
2010	Dan Cocannouer	3-8	3-3	T-3rd	LSC	Northeastern State
2011	Dan Cocannouer	5-6	3-5	7th	Great American (GAC)	Ouachita Baptist
2012	Dan Cocannouer	3-7	2-6	T-7th	GAC	Henderson State
2013	Dan Cocannouer	6-5	6-4	T-4th	GAC	Henderson State

# SWOSU FOOTBALL YEAR-BY-YEAR RESULTS

**Head Coach: LEN WHITCOMB**  
2 Seasons//1-2 (.333)

**1905 (1-1)**  
**Lem Whitcomb**                      **Score**  
Central State                      L 0-41  
Kingfisher                          W 3-0

**1906 (0-1)**  
**Lem Whitcomb**                      **Score**  
Central State                      L 0-12

**Head Coach: EDWARD HICKOX**  
1 Season//0-3-1 (.125)

**1907 (0-3-1)**  
**Edward Hickox**                      **Score**  
Central State                      L 0-6  
Northwestern                      L 4-41  
Epworth                              L 0-6  
Kingfisher                          T 0-0

**1908 (No Games)**

**Head Coach: ADOLPH SHULTZ**  
1 Season//2-3 (.400)

**1909 (2-3-0)**  
**Adolph Shultz**                      **Score**  
Central State                      W 6-0  
Oklahoma State                      W 2-0  
Northwestern                      L 0-78  
Kingfisher                          L 2-29  
Epworth                              L 0-43

**Head Coach: MOSES GASKELL**  
4 Season//4-7 (.364)

**1910 (3-2-0)**  
**Moses Gaskell**                      **Score**  
Oklahoma State                      L 0-32  
Central State                      W 10-0  
Northwestern                      L 0-33  
Kingfisher                          W 28-0  
Thomas H.S                          W 17-5

**1911 (0-3-0)**  
**Moses Gaskell**                      **Score**  
Texas Christian                      L 0-25  
Texas Christian                      L 0-24  
Oklahoma State                      L 16-61

**1912 (1-2-0)**  
**Moses Gaskell**                      **Score**  
Kingfisher                          L 6-7  
Okla. Baptist                      W 9-6  
Okla. Methodist                      L 7-21

**Head Coach: HOWARD CROSS**  
1 Season//0-0-1 (.500)

**1913 (0-0-1)**  
**Howard Cross**                      **Score**  
Texas Christian                      T 0-0

**Head Coach: CLAUDE REEDS**  
2 Seasons//3-7-1 (.350)

**1914 (0-2-0)**  
**Claude Reeds**                      **Score**  
Northwestern                      L 0-33  
Mangum                              L 0-75

**1915 (3-5-1)**  
**Claude Reeds**                      **Score**  
Tulsa                                  L 7-45  
Central State                      L 0-76  
Oklahoma                          L 0-55  
Oklahoma Baptist                      W 67-0  
Kingfisher                          T 14-14  
Mountain View                      W 51-0  
East Central                      L 9-14  
Blackwell                          L 0-26  
Phillips                              W 27-0

**Head Coach: SAM BURTON**  
2 Seasons//3-11 (.214)

**1916 (2-7-0)**  
**Sam Burton**                          **Score**  
Kingfisher                          L 7-13  
Central State                      L 3-24  
East Central                      W 16-0  
Oklahoma                          L 6-140  
Oklahoma State                      L 0-117  
Northwestern                      L 7-13  
Okla. Methodist                      W 33-0  
Phillips                              L 0-54  
Catholic                              L 0-19

**1917 (1-4-0)**  
**Sam Burton**                          **Score**  
Central State                      L 6-66  
Clarendon (TX)                      L 0-32  
Howard Payne (TX)                      W 13-6  
East Central                      L 0-54  
Phillips                              L 2-34

**Head Coach: JOHN LANCE**  
4 Seasons//12-14-3 (.466)

**1918 (0-4-0)**  
**John Lance**                          **Score**  
Austin                                  L 0-25  
Central State                      L 0-59  
Phillips                              L 0-109  
Northeastern                      L 0-101

**1919 (4-4-0)**  
**John Lance**                          **Score**  
Phillips                              L 0-74  
Central State                      L 0-19  
Oklahoma State                      L 0-37  
East Central                      W 16-2  
Murray J.C                          W 31-0  
Kingfisher                          W 7-0  
Oklahoma Baptist                      W 20-0  
Tulsa                                  L 0-60

**1920 (5-3-1, 1-3-0)**  
**John Lance**                          **Score**  
Oklahoma Baptist                      W 9-6  
West Texas State                      T 0-0  
Central State                      L 0-34  
Northwestern                      L 7-27

Phillips                              L 0-37  
Catholic                              W 63-0  
Kingfisher                          W 14-0  
Northern Okla. J.C.                      W 6-0  
Chilocco                              W 47-0

**1921 (3-3-2, 1-3-1)**  
**John Lance**                          **Score**  
Oklahoma City                      T 7-7  
Oklahoma Baptist                      W 13-0  
Central State                      L 14-21  
Oklahoma State                      L 0-53  
Northwestern                      T 14-14  
Phillips                              L 0-14  
Northern Oklahoma                      W 21-7  
Kingfisher                          W 14-0

**Head Coach: CARL VOYLES**  
4 Seasons//19-15-1 (.557)

**1922 (5-4-0, 4-3-0, 6th)**  
**Carl Voyles**                          **Score**  
Central State                      L 0-34  
East Central                      W 39-0  
Northwestern                      W 12-6  
Oklahoma City                      W 74-7  
Phillips                              L 12-34  
Carver                              W 81-0  
Clarendon (TX)                      L 19-20  
Tulsa                                  L 14-21  
Oklahoma Baptist                      W 51-0

**1923 (4-4-0, 3-3-0, T4th)**  
**Carl Voyles**                          **Score**  
Oklahoma Baptist                      L 0-14  
Central State                      L 0-7  
Southeastern                      L 7-16  
Phillips                              W 12-0  
Northwestern                      W 20-0  
East Central                      W 7-0  
Wayland Baptist                      W 21-0  
Clarendon (TX)                      L 3-6

**1924 (5-3-0, 3-2-0, 4th)**  
**Carl Voyles**                          **Score**  
Oklahoma Baptist                      L 0-8  
Central State                      L 0-6  
East Central                      W 14-3  
Oklahoma State                      L 0-9  
Phillips                              W 13-0  
Wichita Falls J.C. (TX)                      W 54-0  
Oklahoma City                      W 48-2  
Clarendon                          W 27-6

**1925 (5-4-1, 3-1-1, 3rd)**  
**Carl Voyles**                          **Score**  
Oklahoma City                      W 6-0  
Oklahoma Baptist                      L 0-48  
Central State                      T 7-7  
East Central                      W 9-0  
Oklahoma State                      L 2-9  
Texas A&M                          W 6-3  
Friends (KS)                          L 0-6  
Phillips                              W 17-13  
Hardin-Simmons (TX)                      L 0-19  
Clarendon (TX)                      W 15-0

**Head Coach: JOE MILAM**  
6 Seasons//21-25-3 (.435)

**1926 (7-2-0, 5-0-0, 1st)**  
**Joe Milam**                          **Score**  
Oklahoma City                      W 20-13  
Oklahoma Baptist                      W 9-3  
Central State                      W 6-3  
Northwestern                      W 13-0  
Cordell Christian                      W 28-0  
Texas                                  L 7-31  
Southwestern (KS)                      L 0-6  
Phillips                              W 16-14  
Clarendon (TX)                      W 20-0

**1927 (1-6-2, 1-5-1, 9th)**  
**Joe Milam**                          **Score**  
Oklahoma City                      L 0-32  
Oklahoma Baptist                      L 6-9  
West Texas State                      T 6-6  
Central State                      L 13-16  
East Central                      T 6-6  
Northwestern                      W 9-0  
Northeastern                      L 10-15  
Texas                                  L 0-43  
Phillips                              L 0-13

**1928 (4-2-3, 2-2-2, T7th)**  
**Joe Milam**                          **Score**  
Oklahoma City                      T 7-7  
Oklahoma Baptist                      L 0-39  
West Texas State                      W 26-0  
Central State                      L 0-32  
East Central                      T 0-0  
Northwestern                      W 6-0  
Panhandle                          T 13-13  
Southeastern                      W 6-0  
Cameron                          W 19-0

**1929 (2-7-1, 1-4-0, 5th)**  
**Joe Milam**                          **Score**  
Abilene Christian                      L 14-25  
Central State                      L 0-7  
East Central                      L 0-3  
Northwestern                      L 0-54  
Northeastern                      W 14-6  
Panhandle                          T 13-13  
Southeastern                      L 0-31  
Eastern Oklahoma                      W 32-0  
Cordell Christian                      L 13-14  
Trinity (TX)                          L 0-12

**1930 (2-6-1, 0-4-1, 6th)**  
**Joe Milam**                          **Score**  
Abilene Christian                      W 12-0  
Central State                      L 6-13  
East Central                      L 0-6  
Northwestern                      T 7-7  
Northeastern                      L 6-16  
Southeastern                      L 6-13  
Cordell Christian                      W 35-0  
Emporia State                      L 13-27  
Pittsburg State                      L 6-20

**1931 (5-2-1, 2-2-1, 4th)**  
**Joe Milam**                          **Score**  
Oklahoma Baptist                      W 10-7  
Central State                      L 0-27  
East Central                      W 9-7  
Northwestern                      T 7-7

# SWOSU FOOTBALL YEAR-BY-YEAR RESULTS

Southeastern L 0-12  
 Fort Sill W 52-0  
 Northeastern W 21-6  
 Panhandle W 25-0

**Head Coach: RANKIN WILLIAMS**  
**7 Seasons // 31-30-7 (.507)**

**1932 (7-3-0, 4-1-0, T1st)**  
**Rankin Williams** **Score**  
 Central State L 0-13  
 East Central W 3-0  
 Northwestern W 20-0  
 Northeastern W 10-0  
 Oklahoma State L 3-33  
 Southeastern W 13-0  
 Murray J.C. W 14-0  
 Panhandle W 33-6  
 Oklahoma Baptist L 0-20  
 Tarleton State W 12-7

**1933 (7-2-1, 4-0-0, 1st)**  
**Rankin Williams** **Score**  
 West Texas State W 27-6  
 Central State W 14-6  
 East Central W 20-0  
 Northwestern W 28-0  
 Northeastern W 21-3  
 Cordell Christian W 64-0  
 Panhandle W 3-0  
 Bacone J.C. L 6-13  
 Oklahoma Baptist T 6-6  
 Murray J.C. L 2-12

**1934 (7-2-1, 3-2-0, 2nd)**  
**Rankin Williams** **Score**  
 West Texas State W 10-0  
 East Central L 0-7  
 Southwestern (KS) W 18-6  
 North Texas State T 7-7  
 Northwestern W 7-6  
 Northeastern W 14-13  
 Southeastern W 25-6  
 Central State L 7-20  
 Panhandle W 14-0  
 Oklahoma City W 12-0

**1935 (3-5-1, 1-3-1, 5th)**  
**Rankin Williams** **Score**  
 Pittsburg State L 0-7  
 East Central L 7-15  
 Panhandle L 7-9  
 Northeastern W 8-0  
 Central State L 0-7  
 West Texas State W 13-7  
 Southeastern L 0-12  
 Northwestern T 0-0  
 Southwestern (KS) W 41-0

**1936 (0-7-3, 0-4-2, 7th)**  
**Rankin Williams** **Score**  
 McMurry (TX) L 0-7  
 Daniel Baker (TX) L 6-20  
 Southwestern (TX) T 6-6  
 Panhandle State L 0-7  
 Central State L 6-21  
 Northwestern L 0-14  
 East Central L 0-9  
 Southeastern L 6-7  
 Oklahoma Baptist T 0-0  
 Northeastern T 7-7

**1937 (4-5-0, 3-3-0, T3rd)**  
**Rankin Williams** **Score**  
 East Central W 26-6  
 Northwestern L 20-27  
 Central State L 0-14  
 Fort Hays State L 6-12  
 McMurry (TX) L 12-42  
 Oklahoma Baptist L 13-16  
 Northeastern W 12-0  
 Northern Oklahoma W 9-0  
 Southeastern W 7-0

**1938 (3-6-1, 2-4-0, 5th)**  
**Rankin Williams** **Score**  
 Oklahoma Baptist L 2-6  
 East Central W 27-7  
 Central State L 3-25  
 Northern Oklahoma W 18-14  
 Northwestern L 0-7  
 Southeastern L 7-47  
 Northeastern W 21-7  
 Cameron L 0-39  
 West Texas State L 14-19  
 Connors J.C. T 13-13

**Head Coach: JAKE SPANN**  
**6 Seasons // 30-22-5 (.570)**

**1939 (2-5-3, 2-3-1, 5th)**  
**Jake Spann** **Score**  
 Northern Oklahoma T 0-0  
 Oklahoma Baptist L 0-26  
 East Central L 6-27  
 Oklahoma City T 0-0  
 Central State L 0-6  
 Northwestern W 39-0  
 Cameron L 0-6  
 Eastern New Mexico L 12-16  
 Southeastern T 0-0  
 Northeastern W 6-0

**1940 (9-2-0, 4-2-0, 2nd)**  
**Jake Spann** **Score**  
 Oklahoma Baptist L 0-20  
 Northern Oklahoma W 20-12  
 East Central L 0-31  
 Oklahoma City W 28-7  
 Northeastern W 24-2  
 Central State W 27-7  
 Northwestern W 7-0  
 Regis (CO) W 40-7  
 Southeastern W 18-7  
 Eastern New Mexico W 12-0  
 McMurry (TX) W 7-0

**1941 (9-2-0, 4-1-0, 2nd)**  
**Jake Spann** **Score**  
 St. Mary's (TX) L 0-13  
 Cameron W 20-0  
 Emporia State W 13-12  
 East Central W 14-6  
 Oklahoma City W 3-0  
 Northeastern W 14-0  
 Central State L 6-7  
 Northwestern W 20-0  
 Sam Houston (TX) W 19-6  
 Fort Hays State W 19-0  
 Southeastern W 14-0

**1942-45 (No Games)**

**1946 (5-3-1, 2-2-1, 3rd)**  
**Jake Spann** **Score**  
 Abilene Christian L 0-28  
 Western Colorado W 19-0  
 East Central L 2-6  
 Southwestern (KS) W 33-0  
 Northwestern W 7-0  
 Central State T 20-20  
 Northeastern L 6-7  
 Southeastern W 12-7  
 Eastern New Mexico W 47-12

**1947 (4-3-1, 2-2-1, 4th)**  
**Jake Spann** **Score**  
 Eastern New Mexico W 33-0  
 Cameron L 7-20  
 Western Colorado W 14-7  
 East Central W 13-0  
 Northwestern W 12-0  
 Central State T 12-12  
 Northeastern L 6-13  
 Southeastern L 0-20

**1948 (1-7-0, 1-3-0, 4th)**  
**Jake Spann** **Score**  
 Midwestern (TX) L 0-27  
 East Central L 6-33  
 Southwestern (KS) L 7-21  
 Central State W 20-13  
 Northeastern L 6-20  
 Southeastern L 6-12  
 Western Colorado L 6-12  
 Cameron L 0-6

**Head Coach: KEITH RANSFORT**  
**2 Seasons // 9-10 (.474)**

**1949 (3-6-0, 1-4-0, 5th)**  
**Keith Ransfort** **Score**  
 Abilene Christian L 6-34  
 Western Colorado L 16-19  
 East Central L 13-26  
 Central State L 13-37  
 Northeastern W 21-7  
 Southeastern L 0-47  
 Bethany (KS) W 28-13  
 Northwestern L 14-22  
 Sterling (KS) W 52-6

**1950 (6-4-0, 4-1-0, T1st)**  
**Keith Ransfort** **Score**  
 Midwestern (TX) L 6-40  
 Lamar Univ. (TX) L 7-34  
 East Central W 13-0  
 North Texas State L 6-76  
 Central State W 34-21  
 Northeastern W 46-12  
 Southeastern L 13-14  
 New Mexico State W 18-16  
 New Mexico Military W 13-0  
 Northwestern W 7-3

**Head Coach: W.C. WHITESIDE**  
**1 Season // 4-7 (.364)**

**1951 (4-7-0, 3-2-0, T2nd)**  
**W.C. Whiteside** **Score**  
 Emporia State L 6-26  
 East Central W 26-0  
 New Mexico Military W 14-0  
 Northwestern W 34-7

Austin College (TX) L 7-28  
 Central State W 32-26  
 Southeastern L 6-33  
 Panhandle L 7-13  
 Midwestern (TX) L 8-77  
 Northeastern L 0-65  
 Lamar Univ. (TX) L 21-42

**Head Coach: JOE METCALF**  
**6 Seasons // 32-21-2 (.600)**

**1952 (3-6-0, 2-3-0, T4th)**  
**Joe Metcalf** **Score**  
 Bethel (KS) W 53-12  
 Eastern New Mexico L 6-14  
 East Central L 7-19  
 Northwestern W 21-14  
 Central State W 32-28  
 Panhandle L 0-7  
 Northeastern L 7-27  
 East Texas State L 0-65  
 Southeastern L 6-7

**1953 (4-6-0, 1-4-0 T5th)**  
**Joe Metcalf** **Score**  
 Midwestern (TX) L 24-32  
 Southwestern (KS) W 20-13  
 Northwestern W 26-0  
 Central State L 28-33  
 Southeastern L 6-7  
 Panhandle L 0-7  
 Northwestern W 26-19  
 East Central L 12-13  
 Eastern New Mexico W 19-0  
 Northeastern L 6-7

**1954 (7-2-0, 4-1-0, T1st)**  
**Joe Metcalf** **Score**  
 Eastern New Mexico. L 7-13  
 East Central W 21-0  
 Southwestern (KS) W 7-0  
 Northwestern W 13-0  
 Central State W 17-12  
 Northeastern W 42-19  
 Southeastern W 54-20  
 Panhandle W 34-19  
 New Mexico State W 20-14

**1955 (6-3-0, 4-1-0, T1st)**  
**Joe Metcalf** **Score**  
 Midwestern (TX) L 20-32  
 East Central W 30-0  
 Eastern New Mexico W 6-0  
 Northwestern W 15-0  
 Central State W 14-7  
 Northeastern L 7-13  
 Southeastern W 59-13  
 Panhandle W 47-26  
 Adams State (CO) L 13-24

**1956 (5-3-1, 3-1-1, 3rd)**  
**Joe Metcalf** **Score**  
 Langston W 40-20  
 McNeese State (LA) L 7-24  
 East Central W 40-6  
 Northwestern W 31-6  
 Central State W 19-7  
 Northeastern L 6-9  
 Southeastern T 6-6  
 Panhandle L 31-32  
 Eastern New Mexico W 7-0

# SWOSU FOOTBALL YEAR-BY-YEAR RESULTS

## 1957 (7-1-1, 4-1-0, 1st)

<b>Joe Metcalf</b>	<b>Score</b>
Langston	W 7-0
Colorado College	W 21-7
East Central	W 14-0
Northwestern	W 28-7
Central State	L 0-7
Northeastern	W 19-7
Southeastern	W 7-0
Panhandle.	W 21-7
Eastern New Mexico	T 14-14

**Head Coach: J.W. COLE**  
**6 Seasons//17-39-2 (#310)**

## 1958 (2-6-1, 2-4-0, T5th)

<b>J.W. Cole</b>	<b>Score</b>
Colorado College	L 0-13
East Central	W 26-0
Northwestern	W 24-14
Central State	L 0-6
Northeastern	L 14-34
Southeastern	L 0-11
Panhandle	L 0-34
Eastern New Mexico	T 7-7
Langston	L 0-8

## 1959 (3-6-1, 3-3-0, 4th)

<b>J.W. Cole</b>	<b>Score</b>
Sam Houston (TX)	L 6-31
East Central	L 7-34
Northwestern	W 13-9
Central State	L 6-25
Northeastern	W 20-19
Southeastern	W 21-20
Panhandle	T 13-13
Eastern New Mexico	L 6-7
Langston	L 7-38
Texas-Arlington	L 7-28

## 1960 (1-9-0, 1-5-0, 6th)

<b>J. W. Cole</b>	<b>Score</b>
Sam Houston (TX)	L 0-28
East Central	L 21-33
Northwestern	L 6-33
Central State	L 6-26
Northeastern	W 27-26
Southeastern	L 13-14
Panhandle	L 7-14
Eastern New Mexico	L 0-27
Langston	L 7-46
Texas-Arlington	L 0-27

## 1961 (2-7-0, 2-5-0, 7th)

<b>J.W. Cole</b>	<b>Score</b>
Tarleton State	L 14-20
East Central	L 12-26
Northwestern	W 21-0
Central State	L 0-20
Northeastern	W 13-7
Southeastern	L 0-20
Panhandle	L 0-40
Eastern New Mexico	L 0-14
Langston	L 20-26

## 1962 (6-4-0, 5-2-0, 3rd)

<b>J.W. Cole</b>	<b>Score</b>
Tarleton State	W 20-13
Northwestern	W 26-0
Northeastern	W 20-0
Fort Hays State	L 6-14

Central State	L 6-20
Southeastern	W 25-20
Eastern New Mexico	L 0-20
East Central	L 13-19
Panhandle	W 28-7
Langston	W 7-0

## 1963 (3-7-0, 1-6-0, 8th)

<b>J.W. Cole</b>	<b>Score</b>
Central State	L 14-19
Tarleton State	W 14-7
East Central	L 0-28
Northwestern	L 7-20
Northeastern	L 0-7
Panhandle	L 7-13
Eastern New Mexico	L 6-14
Langston	W 17-7
Fort Hays State	W 19-14
Southeastern	L 13-20

**Head Coach: OTIS DELAPORTE**  
**14 Seasons//89-54-2 (#620)**

## 1964 (5-5-1, 4-2-1, 3rd)

<b>Otis Delaporte</b>	<b>Score</b>
at Fort Hays State	L 19-27
East Central	L 7-35
at Northwestern	W 18-6
Central State	W 6-0
at Northeastern	L 0-14
Southeastern	T 13-13
Panhandle	W 34-0
at Eastern New Mexico	W 23-20
Langston	W 14-0
at Tarleton State	L 0-31
Texas-Arlington	L 0-27

## 1965 (5-5-0, 3-4-0, T4th)

<b>Otis Delaporte</b>	<b>Score</b>
Fort Hays State	L 6-7
at East Central	L 10-20
Northwestern.	W 14-0
at Central State	L 13-34
Northeastern	L 17-20
at Southeastern	W 26-14
at Panhandle	W 20-13
Eastern New Mexico	W 28-7
Langston	L 7-14
Tarleton State	W 43-7

## 1966 (7-3-0, 5-2-0, T2nd)

<b>Otis Delaporte</b>	<b>Score</b>
at Fort Hays State	W 13-7
East Central	L 13-14
at Northwestern	L 7-14
Central State	W 21-14
at Northeastern	W 34-13
Southeastern	W 28-14
Panhandle	W 35-14
at Eastern New Mexico	W 21-6
at Langston	W 14-13
at Tarleton State	L 6-42

## 1967 (8-2-0, 5-2-0) (4-6-0, 1-6-0 due to forfeits\*)

<b>Otis Delaporte</b>	<b>Score</b>
Fort Hays State	W 27-20
at East Central.	L 14-19
Northwestern	L 17-0*
at Central State	L 13-6*
Northeastern	W 42-6

at Southeastern	L 3-7
at Panhandle	L 27-13*
Eastern New Mexico	W 20-0
Langston	L 45-7*
Tarleton State	W 24-16

## 1968 (7-4-0, 6-1-0, 1st)

<b>Otis Delaporte</b>	<b>Score</b>
at Arkansas Tech	L 7-21
at Sam Houston (TX)	L 0-7
East Central	L 6-10
at Northwestern	W 31-0
Central State	W 31-7
at Northeastern	W 17-9
Southeastern	W 28-9
Panhandle	W 30-7
at Tarleton State	L 28-42
at Langston	W 21-13
at Eastern New Mexico	W 21-20

## 1969 (9-1-0, 6-1-0, T1st)

<b>Otis Delaporte</b>	<b>Score</b>
Sam Houston (TX)	W 31-0
at East Central	W 24-14
Northwestern	W 21-0
at Central State	L 6-7
Northeastern	W 22-15
at Southeastern	W 40-7
at Panhandle	W 28-7
Tarleton St. (TX)	W 52-7
Langston	W 56-0
Eastern New Mexico	W 66-0

## 1970 (7-2-1, 6-1-1, 1st)

<b>Otis Delaporte</b>	<b>Score</b>
at Panhandle	W 24-21
Northwest Louisiana	L 14-22
Southeastern	W 42-13
at Northeastern	T 7-7
at Eastern New Mexico	W 31-20
East Central	W 30-19
at Langston	W 28-13
Northwestern	L 7-13
at Cameron	W 14-13
Central State	W 17-16

## 1971 (8-2-0, 7-1-0, 1st)

<b>Otis Delaporte</b>	<b>Score</b>
Panhandle	W 31-7
at Northwest Louisiana	L 10-17
at Southeastern	W 40-0
Northeastern	W 31-14
Eastern New Mexico	W 45-28
at East Central	W 17-7
Langston	W 52-0
at Northwestern	L 0-21
Cameron	W 24-21
at Central State	W 10-7

## 1972 (8-3, 5-3-0, T3rd)

<b>Otis Delaporte</b>	<b>Score</b>
Northwest Louisiana	W 7-3
at Panhandle	W 28-0
Southeastern	W 21-7
at Northeastern	L 7-26
at Eastern New Mexico	W 6-0
East Central	L 0-2
at Langston	W22-21
Northwestern	W 35-0
at Cameron	W 24-6
Central State	L 7-26

*Angelo State	W 28-6
*Shrine Bowl at Ardmore, Okla.	

## 1973 (3-7-0, 2-6-0, 8th)

<b>Otis Delaporte</b>	<b>Score</b>
at Northwest Louisiana.	L 7-23
Panhandle	W 14-0
at Southeastern	L 2-3
Northeastern	L 3-10
Eastern New Mexico	W 10-7
at East Central	L 0-41
Langston	L 0-17
at Northwestern	W 13-3
Cameron	L 7-11
at Central State	L 6-21

## 1974 (6-3-0, 4-1-0, 1st)

<b>Otis Delaporte</b>	<b>Score</b>
Sam Houston (TX)	W 37-14
at Panhandle	W 21-3
Southeastern	W 48-7
at Northeastern	W 14-13
at Eastern New Mexico	L 6-17
East Central	W 28-6
Northwestern	W 28-14
at Cameron	L 14-31
Central State	L 0-14

## 1975 (5-5-0, 2-3-0, T3rd)

<b>Otis Delaporte</b>	<b>Score</b>
at Sam Houston (TX)	W 24-0
Panhandle	W 47-6
at Southeastern	L 14-39
Northeastern	W 21-14
Eastern New Mexico	W 48-18
at East Central	L 6-27
Langston	L 7-27
at Northwestern	W 19-14
Cameron	L 7-12
at Central State	L 14-16

## 1976 (4-7-0, 0-4-0, 5th)

<b>Otis Delaporte</b>	<b>Score</b>
Cameron	L 15-18
at Sam Houston (TX)	L 14-21
at Panhandle	W 14-0
Tarleton St. (TX)	W 10-0
at Northeastern	L 8-21
Eastern New Mexico	W 21-8
East Central	L 20-21
at Langston	L 10-24
Northwestern	L 3-10
Southeastern	L 28-48
Central State	W 17-15

## 1977 (11-1-0, 4-0-0, 1st)

<b>Otis Delaporte</b>	<b>Score</b>
Sam Houston (TX)	W 16-0
at Central State	W 14-13
Panhandle	W 48-12
at Tarleton St. (TX)	W 17-14
Northeastern	W 17-14
Eastern New Mexico	W 41-0
at East Central	W 37-14
Texas Lutheran	W 21-0
at Northwestern	W 34-0
Southeastern	W 52-8
*Nebraska-Kearney	W 21-7
**Abilene Christian	L 7-24
*NAIA Semifinal Playoff Game	
**NAIA Championship Game	

# SWOSU FOOTBALL YEAR-BY-YEAR RESULTS

**Head Coach: BOB MAZIE**  
**8 Seasons//93-37-2 (#513)**
**1978 (3-5-1, 1-2-1, T3rd)**

Bob Mazie	Score
Sam Houston (TX)	L 0-12
Central State	L 13-16
at Panhandle	W 26-3
Northeastern	T 10-10
at Eastern N.M.	W 24-14
East Central	L 20-29
at Texas Lutheran	L 8-22
Northwestern	L 20-44
at Southeastern	W 29-24

**1979 (7-2-0, 3-1-0, 2nd)**

Bob Mazie	Score
at Sam Houston (TX)	W 33-29
at Central State	L 0-28
Panhandle	W 24-9
Northeastern	W 22-13
Eastern New Mexico	W 30-6
at East Central	L 14-28
Texas Lutheran	W 16-7
at Northwestern	W 27-0
Southeastern	W 35-20

**1980 (7-4-0, 3-1-0, T1st)**

Bob Mazie	Score
Bishop College	W 37-9
Central State	L 16-18
at Panhandle	L 7-10
Sam Houston (TX)	W 14-9
Henderson State (AR)	W 24-0
at Eastern N.M.	W 30-10
at Southeastern	W 14-13
at Northeastern	W 21-17
at Texas Lutheran	L 27-38
Northwestern	W 28-17
East Central	L 7-16

**1981 (9-2-0, 4-0-0, T2nd)**  
**(3-8-0, 2-2-0 due to forfeit\*)**

Bob Mazie	Score
Bishop College	L 9-0*
Central State	L 6-13
Panhandle	L 23-12*
Sam Houston (TX)	L 23-14*
Henderson State (AR)	L 16-23
Eastern New Mexico.	L 43-14*
Southeastern	L 26-20*
Northeastern	L 14-7*
Texas Lutheran	W 26-20
Northwestern	W 25-7
East Central	W 48-28

**1982 (7-3-0, 3-1-0, 2nd)**

Bob Mazie	Score
Central State	W 13-7
Panhandle State	L 6-13
Sam Houston (TX)	L 17-19
Cameron	W 16-9
Eastern New Mexico	W 24-7
Southeastern	W 43-16
Northeastern	L 13-30
Texas Lutheran	W 34-8
Northwestern	W 37-7
East Central	W 53-14

**1983 (3-6-0, 2-2-0, T2nd)**

Bob Mazie	Score
Central State	L 17-45
Panhandle State	W 27-14
Sam Houston (TX)	L 15-52
Cameron	L 3-21
Eastern New Mexico	L 7-38
Southeastern	W 25-2
Northeastern	L 20-23
Northwestern	W 14-13
East Central	L 31-43

**1984 (4-6-0, 1-3-0)**

Bob Mazie	Score
Eastern New Mexico	L 10-14
Missouri Southern	L 7-27
Sam Houston (TX)	L 6-44
Cameron	W 19-12
Univ. of Nuevo Leon.	W 27-0
Southeastern	W 22-14
Northeastern	L 8-26
Langston	W 31-20
Northwestern	L 0-12
East Central	L 38-41

**1985 (5-3-1, 3-1-0, T1st)**

Bob Mazie	Score
Eastern New Mexico.	W 25-14
Missouri Southern	W 34-7
Cameron	L 10-12
Howard Payne (TX)	T 7-7
East Central	W 20-7
Southeastern	W 24-17
Northeastern	W 20-17
Langston	L 14-30
Northwestern	L 10-16

**Head Coach: PAUL SHARP**  
**19 Seasons//93-100-1 (#482)**
**1986 (4-6-0, 0-4-0, 5th)**

Paul Sharp	Score
Missouri Southern	W 17-14
Central Arkansas	L 7-20
Cameron	L 22-43
Howard Payne (TX)	W 28-20
East Texas State	W 19-6
East Central	L 3-26
Southeastern	L 23-38
Northeastern	L 0-28
Langston	W 38-6
Northwestern	L 0-3

**1987 (3-7-0, 0-4-0, 5th)**

Paul Sharp	Score
Missouri Southern	W 9-7
Central Arkansas	L 0-13
Panhandle	W 19-6
East Texas State	L 14-26
Howard Payne (TX)	L 6-15
East Central	L 9-32
Southeastern	L 22-27
Northeastern	L 13-25
Langston	W 50-20
Northwestern	L 7-21

**1988 (6-4-0, 2-2-0, T2nd)**

Paul Sharp	Score
Ouachita Baptist (AR)	L 6-17
Western New Mexico	W 20-7
Panhandle	W 17-13

Arkansas Tech	W 6-0
Adams State (CO)	L 18-27
East Central	W 45-10
Southeastern	L 0-36
Northeastern	L 0-23
Langston	W 9-0
Northwestern	W 27-15

**1989 (6-4-1, 2-2-0, T2nd)**

Paul Sharp	Score
Adams State	W 27-20
Ouachita Baptist	L 9-13
Western New Mexico	W 5-0
Langston	W 23-14
Arkansas Tech	L 12-14
Panhandle State	W 31-10
Northwestern	L 14-39
East Central	W 20-23*
Southeastern	L 7-16
Northeastern	W 6-0
* ECU Forfeit	

**1990 (5-5-0, 1-3-0, 4th)**

Paul Sharp	Score
Arkansas Tech	L 10-21
Ouachita Baptist (AR)	W 21-25*
Central Arkansas	W 18-13
Langston	W 17-6
New Mexico Highlands	L 23-24
Panhandle	W 35-7
Northwestern	L 10-13
East Central	W 34-13
Southeastern	L 3-6
Northeastern	L 10-50
* OBU forfeit	

**1991 (6-4-1, 3-2, 2nd)**

Paul Sharp	Score
Arkansas Tech	W 20-23*
Ouachita Baptist (AR)	L 10-21
Central Arkansas	T 17-17
Panhandle	W 28-0
New Mexico Highlands	W 37-17
Langston	W 31-18
Northwestern	L 14-20
East Central	W 31-6
Southeastern	W 22-10
Northeastern	L 14-24
Mexico All Stars	L 28-35
* ATU Forfeit	

**1992 (8-2-0, 4-1-0, T1st)**

Paul Sharp	Score
West Texas State	W 37-0
Adams State (CO)	W 21-10
Midwestern (TX)	W 13-10
Tarleton St. (TX)	W 27-0
Langston	W 22-3
Northwestern	W 24-21
East Central	W 27-7
Southeastern	L 17-27
Northeastern	W 27-20
* Central Arkansas	L 2-14
* NAIA Playoffs	

**1993 (6-4-0, 2-3-0, T4th)**

Paul Sharp	Score
Adams State (CO)	L 0-19
Midwestern St. (TX)	W 13-9
West Texas A&M	W 47-24
Tarleton St. (TX)	W 12-7

Arkansas Tech	W 46-22
Northwestern	W 10-0
East Central	L 21-28
Southeastern	L 9-20
Northeastern	W 19-7
Langston	L 41-44

**1994 (2-7-0, 1-4-0, 5th)**

Paul Sharp	Score
Central Oklahoma	L 8-36
Midwestern St. (TX)	W 24-6
Harding (AR)	L 27-39
Arkansas Tech	L 20-24
Northwestern	W 31-0
East Central	L 10-16
Southeastern	L 16-31
Northeastern	L 0-21
Langston	L 28-31

**1995 (5-5-0, 2-3-0, 4th)**

Paul Sharp	Score
Central Oklahoma	L 5-20
Midwestern St. (TX)	W 35-25
West Texas A&M	L 21-38
Harding (AR)	W 18-0
Panhandle	W 55-20
Southeastern	L 20-36
East Central	W 27-12
Langston	W 26-6
Northeastern	L 10-17
Northwestern	L 7-30

**1996 (9-3-0, 4-1-0, T1st)**

**NAIA NATIONAL CHAMPIONS	Score
Paul Sharp	
Central Oklahoma	L 14-23
at West Texas A&M	W 31-21
Midwestern State	W 31-15
Panhandle	W 29-10
at Harding	L 23-35
at Southeastern	W 19-13
East Central	W 19-15
at Langston	L 6-20
at Northeastern	W 7-3
Northwestern	W 16-10
* Northwestern	W 17-7
* Montana Tech	W 33-31
* NAIA Playoffs	

# SWOSU FOOTBALL YEAR-BY-YEAR RESULTS

## NCAA DIVISION II

### 1997 (5-5-0, 5-1-0 T1st)

Paul Sharp	Score
S6 at Abilene Christian	L 17-25
S13 West Texas A&M	L 7-34
S20 at Eastern N.M.	L 12-21
S27 Texas A&M-Comm.	L 7-17
O4 Ouachita Baptist	W 12-6
O18 at Southeastern Okla.	W 21-11
O25 Northeastern State	L 6-7
N1 at Central Oklahoma	W 33-17
N8 East Central	W 20-14
N15 at Harding	W 42-33

### 1998 (0-10-0, 0-9-0)

Paul Sharp	Score
S5 Abilene Christian	L 13-31
S12 at West Texas A&M	L 0-42
S19 Eastern New Mexico	L 6-34
S26 at Texas A&M-Comm.	L 12-52
O3 at Ouachita Baptist	L 17-34
O17 Southeastern	L 7-27
O24 at Northeastern	L 10-30
O31 Central Oklahoma	L 6-20
N7 at East Central	L 8-13
N14 Harding	L 9-20

### 1999 (5-5-0, 4-5-0)

Paul Sharp	Score
S4 Adams State	W 17-13
S11 at Tarleton State	L 3-7
S18 West Texas A&M	W 25-20
S25 at Abilene Christian	L 18-28
O2 Ouachita Baptist	W 14-3
O16 at Southeastern Okla.	L 16-21
O23 Northeastern State	W 15-12
O30 at Central Oklahoma	L 16-18
N6 East Central	L 7-17
N13 at Harding	W 31-22

### 2000 (6-4-0, 2-3-0, T4th LSC)

Paul Sharp	Score
S2 at Adams State	W 16-9
S9 at Texas A&M-Kings.	W 16-13
S16 Tarleton State	L 22-27
S30 Texas A&M-Comm.	W 24-14
O7 Central Oklahoma	W 27-21
O14 at East Central	L 6-13
O21 Panhandle State	W 65-0
O28 at Southeastern Okla.	W 10-6
N4 Northeastern State	L 0-26
N11 at Midwestern State	L 7-40

### 2001 (4-6-0, 2-3-0, T4th LSC)

Paul Sharp	Score
S8 Texas A&M-Kingsville	L 0-24
S15 at Tarleton State	L 20-21
S22 at Bacone	W 49-13
S29 at Texas A&M-Comm.	L 21-27
O6 at Central Oklahoma	W 37-36
O13 East Central	L 9-28
O20 at Panhandle State	W 15-12
O27 Southeastern Okla.	W 22-15
N3 at Northeastern St	L 6-14
N10 Midwestern State	L 5-29

### 2002 (7-4-0, 3-2-0, T2nd)

Paul Sharp	Score
S7 at West Texas A&M	W 39-21
S14 Panhandle State	W 15-0
S21 at Midwestern State	L 0-6
S28 Angelo State	W 31-24
O5 Central Oklahoma	W 24-21
O12 at East Central	W 31-17
O19 at Northwestern La.	L 0-38
O26 at Southeastern Okla.	L 13-36
N2 Northeastern State	W 13-10
N9 at Tarleton State	L 30-33
N16 Eastern New Mexico	W 25-14

### 2003 (5-6-0, 1-4-0, 6th LSC)

Paul Sharp	Score
S6 West Texas A&M	W 30-14
S13 Bacone College	W 35-6
S20 Midwestern State	L 10-24
S27 at Angelo State	L 24-28
O4 at Central Oklahoma	L 17-20
O11 East Central	L 8-15
O18 at Southern Nazarene	W 32-6
O25 Southeastern Okla.	L 14-47
N1 at Northeastern St	L 38-48
N8 Tarleton State	W 21-17
N15 at Eastern N.M.	W 17-14

### 2004 (1-9, 1-4, 5th LSC)

Paul Sharp	Score
A28 at Panhandle State	L 7-21
S4 Midwestern State	L 14-19
S11 at Eastern N.M.	L 0-39
S18 West Texas A&M	L 6-23
S25 at Texas A&M-Comm.	L 0-26
O2 Central Oklahoma	L 19-37
O9 at East Central	L 14-31
O16 at Southeastern Okla.	L 7-49
O23 Northeastern State	W 21-16
N6 at Tarleton State	L 12-46

**Head Coach: RYAN HELD**  
4 Seasons//16-28 (364)

### 2005 (1-10, 0-5, 6th, LSC)

Ryan Held	Score
A25 Panhandle State	W 13-10
S3 at Midwestern State	L 0-49
S10 Eastern New Mexico	L 0-28
S17 at West Texas A&M	L 14-41
S24 Tarleton State	L 9-16
O1 at Central Oklahoma	L 20-37
O8 East Central	L 20-37
O15 at Missouri Rolla	L 9-20
O22 Southeastern	L 13-42
O29 at Northeastern State	L 13-17
N5 Texas A&M-Comm.	L 16-37

### 2006 (6-5-0, 3-2, T2nd LSC)

Ryan Held	Score
S2 at Texas A&M-Kings.	W 23-17
S9 Midwestern State	L 10-31
S16 at Panhandle State	W 33-14
S23 at Abilene Christian	L 0-31
S30 Tarleton State	L 19-21
O7 Missouri Rolla	W 31-29
O14 at Southeastern	L 7-35
O21 Northeastern	W 32-6
O28 Central Oklahoma	W 25-22
N4 at East Central	W 38-28
N11 at Texas A&M-Comm.	L 7-13

### 2007 (6-5, 3-2, T1st LSC)

Ryan Held	Score
A23 Northwestern Okla.	W 33-7
A31 Texas A&M-Kingsville	W 7-3
S8 at Midwestern State	L 10-47
S15 at Panhandle State	W 38-8
S20 Abilene Christian	L 14-50
S29 at Tarleton State	L 19-43
O13 Southeastern	L 24-40
O20 at Northeastern	W 31-24
O27 at Central Oklahoma	L 7-10
N3 East Central	W 24-18
N10 Texas A&M-Comm.	W 21-14

### 2008 (3-8, 1-4, 5th LSC)

Ryan Held	Score
A28 at Northwestern Okla.	W 29-15
S6 at Eastern New Mexico	L 24-37
S13 Angelo State	L 2-24
S20 at West Texas A&M	L 20-42
S27 Tarleton State	L 21-24
O4 at Southeastern Okla.	L 21-29
O11 Northeastern State	W 17-16
O18 Central Oklahoma	L 16-23
O25 at East Central	L 21-42
N1 Oklahoma Panhandle	W 42-7
N8 at Texas A&M-Comm.	L 3-21

**Head Coach: DAN COCANNOUER**  
5 Seasons//18-36 (333)

### 2009 (1-10, 1-4, 5th LSC)

Dan Cocannouer	Score
A28 at Emporia State	L 14-48
S5 Eastern New Mexico	L 7-45
S12 at Angelo State	L 10-55
S19 West Texas A&M	L 15-41
S26 at Tarleton State	L 3-66
O3 Southeastern Okla.	L 10-33
O10 at Northeastern State	L 6-13
O17 at Central Oklahoma	L 23-41
O24 East Central	W 14-13
O31 Okla. Panhandle	L 24-28
N5 Texas A&M-Comm.	L 12-15

### 2010 (3-8, 3-3, T-3rd/LSC)

Dan Cocannouer	Score
A26 Emporia State	L 7-27
S11 West Texas A&M	L 14-77
S18 at Midwestern State	L 9-46
S25 at East Central	L 0-23
O2 Eastern New Mexico	W 21-10
O9 at Southeastern Okla.	L 35-42
O15 Northeastern State	L 10-20
O24 at A&M-Commerce	W 24-10
O30 Texas A&M-Kingsville	L 17-56
N6 Central Oklahoma	W 31-24
N13 at Abilene Christian	L 17-47

### 2011 (5-6, 3-5, 7th/GAC)

Dan Cocannouer	Score
S1 at Northwestern Okla.	W 31-28
S10 Southern Arkansas	L 22-31
S17 at Henderson State	W 17-13
S23 Central Oklahoma	W 27-20
O1 at Southeastern Okla.	W 23-20
O8 East Central	L 12-29
O15 Ouachita Baptist	L 38-48
O22 at Harding	L 28-70
O29 at Northeastern State	L 13-42

N5 Arkansas Tech	W 23-20
N12 at Ark.-Monticello	L 21-35

### 2012 (3-7, 2-6, T-7th/GAC)

Dan Cocannouer	Score
A31 at Stephen F. Austin	L 14-49
S15 East Central	W 13-10
S22 at Southern Arkansas	L 34-35
S29 Henderson State	L 22-50
O5 at Ouachita Baptist	L 12-33
O13 Arkansas Tech	L 37-45
O20 at Southeastern Okla.	L 16-26
O27 Southern Nazarene	W 19-12
N3 Arkansas-Monticello	W 38-21
N10 at Harding	L 7-38

### 2013 (6-5, 6-4, T-4th/GAC)

Dan Cocannouer	Score
S5 Harding	W 27-23
S14 at Arkansas Tech	W 28-17
S21 at Southern Arkansas	L 17-20
S28 Arkansas-Monticello	W 35-17
O5 Ouachita Baptist	L 14-31
O12 at Henderson State	L 17-45
O18 at Southeastern Okla.	W 37-27
O26 East Central	L 21-24
N2 Southern Nazarene	W 42-14
N9 at Tarleton State	L 32-49
N16 at Northwestern Okla.	W 62-17

# GREAT AMERICAN CONFERENCE

The Great American Conference is one of the newest in NCAA Division II, first taking the field in the fall of 2011. Entering its fourth year of competition, the GAC continues to establish itself on the field of play against the very tough Central Region/Super Region 3. The NCAA announced on March 9, 2011 that the Great American Conference was officially accepted as the 23rd NCAA Division II athletics conference. Although the new league was new, it was a concept that had been informally discussed since the early 1990's between institutions from Arkansas and Oklahoma.

Nine charter members (Arkansas-Monticello, Arkansas Tech, East Central, Harding, Henderson State, Ouachita Baptist, Southeastern Oklahoma State, Southern Arkansas and Southwestern Oklahoma State) agreed to form a new NCAA Division II athletic conference in July 2010 and notified their respective leagues of the decision. In November of 2010, the league was stamped as the Great American Conference and announced in March of 2011 that it would become the 23rd active member conference in NCAA Division II.

Will Prewitt, previously an associate commissioner of the West Virginia Intercollegiate Athletic Conference (WVIAC), was selected as the first GAC Commissioner and appointed to his post one month before the league had officially been named. He is joined on staff by Associate Commissioner for Compliance Audra Tope, Assistant Commissioner for Communications Eric Moyer and Assistant Commissioner for Operations Stephanie Prewitt.

The nine founding members began active membership within the NCAA Division II ranks on September 1, 2011. Earlier that summer, Southern Nazarene was accepted into the NCAA Division II membership process and they were extended a provisional invitation to join the GAC. Northwestern Oklahoma State also received a provisional invitation after being accepted into the process in the summer of 2012. Southern Nazarene becomes an active championship member of the GAC for the 2014-15 season while Northwestern Oklahoma State will do the same the following year.



**Founded:** 2011  
**Phone:** 479-567-5422  
**Commissioner:**  
 Will Prewitt  
**Associate Commissioner / Compliance:**  
 Audra Tope  
**Assistant Commissioner / Communications:**  
 Eric Moyer  
**Assistant Commissioner / Operations:**  
 Stephanie Prewitt  
**Website:** www.greatamericanconference.com  
**Mailing Address:**  
 PO Box 863  
 Russellville, Ark. 72811

## GAC Champions

2011: Ouachita Baptist 6-1  
 2012: Henderson State 8-0  
 2013: Henderson State 10-0

## GAC Schools in the NCAA II Playoffs\*

School	Appearances	Years
Harding	1	2012
Henderson State	2	2012, 2013

\*Only accounts for playoff appearances since GAC formed in 2011



## Great American Conference Member Information

School	Enrollment	Location	Population	Colors	Nickname	Joined
Arkansas Tech	11,379	Russellville, Ark.	27,920	Green & Gold	Wonder Boys/Golden Suns	2011
Arkansas-Monticello	3,400	Monticello, Ark.	9,778	Green & White	Boll Weevils/Cotton Blossoms	2011
East Central	5,727	Ada, Okla.	16,810	Orange & Black	Tigers	2011
Harding	6,810	Searcy, Ark	22,858	Black & Gold	Bisons	2011
Henderson State	3,584	Arkadelphia, Ark	10,714	Red & Gray	Reddies	2011
Northwestern Oklahoma State	1,889	Alva, Okla.	4,945	Red & Black	Rangers	2012
Ouachita Baptist	1,448	Arkadelphia, Ark.	10,714	Purple & Gold	Tigers	2011
Southeastern Oklahoma State	3,889	Durant, Okla.	15,856	Blue & Gold	Savage Storm	2011
Southern Arkansas	3,404	Magnolia, Ark.	11,577	Royal Blue & Old Gold	Muleriders	2011
Southern Nazarene	2,110	Bethany, Okla.	20,307	Crimson & White	Crimson Storm	2012
Southwestern Oklahoma State	4,850	Weatherford, Okla.	10,833	Navy & White	Bulldogs	2011

## Great American Conference Yearly Awards

	Offensive		Defensive		Freshman		Coach
2011	Casey Cooper, QB, OBU	2011	Jason Catchings, LB, ECU	2011	Devin Benton, DL, SWOSU	2011	Todd Knight, OBU
2012	Kevin Rodgers, QB, HSU	2012	Maxie Graham, LB, HSU	2012	Tim Llewellyn, LB, HSU	2012	Scott Maxfield, HSU
2013	Kevin Rodgers, QB, HSU	2013	Keaton Stigger, LB, HSU	2013	Devlon Wortham, RB, SE	2013	Scott Maxfield, HSU

# GAC COMPOSITE SCHEDULE

## Week 1

Sept. 4 7:00 PM Northwestern Okla. State at Arkansas Tech  
 Sept. 6 6:00 PM East Central at Arkansas-Monticello  
 Sept. 6 6:00 PM Henderson State at Southern Nazarene  
 Sept. 6 6:00 PM SWOSU at Harding  
 Sept. 6 6:00 PM Southeastern Okla. St at Southern Arkansas

## Week 2

Sept. 13 1:00 PM Harding at Northwestern Oklahoma State  
 Sept. 13 6:00 PM Henderson State at Nicholls State  
 Sept. 13 6:00 PM Southern Arkansas at East Central  
 Sept. 13 6:00 PM Arkansas Tech at SWOSU  
 Sept. 13 6:00 PM Southern Nazarene at Ouachita Baptist  
 Sept. 13 6:00 PM Ark.-Monticello at Southeastern Okla. State

## Week 3

Sept. 18 7:00 PM Southeastern Okla. State at Henderson State  
 Sept. 20 1:00 PM Ark.-Monticello at Northwestern Okla. State  
 Sept. 20 6:00 PM East Central at Ouachita Baptist  
 Sept. 20 6:00 PM Southern Nazarene at Arkansas Tech  
 Sept. 20 6:00 PM Southern Arkansas at SWOSU

## Week 4

Sept. 27 2:00 PM Northwestern Okla. St at Southern Arkansas  
 Sept. 27 6:00 PM Ouachita Baptist at Southeastern Okla. State  
 Sept. 27 6:00 PM SWOSU at Arkansas-Monticello  
 Sept. 27 6:00 PM Henderson State at East Central  
 Sept. 27 6:00 PM Harding at Southern Nazarene  
 Sept. 27 6:00 PM Arkansas Tech at McNeese State

## Week 5

Oct. 4 1:00 PM SWOSU at Ouachita Baptist  
 Oct. 4 2:00 PM Bacone College at Southeastern Okla. State  
 Oct. 4 3:00 PM Northwestern Okla. State at Henderson State  
 Oct. 4 6:00 PM Southern Arkansas at Harding  
 Oct. 4 6:00 PM Arkansas-Monticello at Arkansas Tech  
 Oct. 4 7:00 PM East Central at Southern Nazarene

## Week 6

Oct. 11 1:00 PM Ouachita Baptist at Northwestern Okla. State  
 Oct. 11 3:00 PM Harding at Arkansas-Monticello  
 Oct. 11 6:00 PM Arkansas Tech at Southern Arkansas  
 Oct. 11 6:00 PM Henderson State at SWOSU  
 Oct. 11 2:00 PM Southern Nazarene at Southeastern Okla. St

## Week 7

Oct. 18 2:00 PM Southeastern Oklahoma State at SWOSU  
 Oct. 18 2:00 PM Henderson State at Arkansas Tech  
 Oct. 18 2:30 PM Southern Nazarene at Southern Arkansas  
 Oct. 18 3:00 PM East Central at Northwestern Oklahoma State  
 Oct. 18 6:00 PM Ouachita Baptist at Harding

## Week 8

Oct. 25 1:00 PM Arkansas Tech at Ouachita Baptist  
 Oct. 25 2:00 PM Northwestern Okla. at Southeastern Okla.  
 Oct. 25 3:00 PM Harding at Henderson State  
 Oct. 25 4:00 PM SWOSU at East Central  
 Oct. 25 4:00 PM Arkansas-Monticello at Southern Nazarene

## Week 9

Nov. 1 1:00 PM Southern Arkansas at Ouachita Baptist  
 Nov. 1 2:00 PM Southeastern Oklahoma State at Harding  
 Nov. 1 3:00 PM Arkansas-Monticello at Henderson State  
 Nov. 1 3:00 PM East Central at Arkansas Tech  
 Nov. 1 4:00 PM SWOSU at Southern Nazarene

## Week 10

Nov. 8 2:00 PM Henderson State at Southern Arkansas  
 Nov. 8 2:00 PM Harding at East Central  
 Nov. 8 2:00 PM Arkansas Tech at Southeastern Okla. State  
 Nov. 8 3:00 PM Ouachita Baptist at Arkansas-Monticello  
 Nov. 8 5:00 PM Southern Nazarene at Northwestern Okla. St

## Week 11

Nov. 15 1:30 PM Southwest Baptist at Southern Nazarene  
 Nov. 15 2:00 PM Northwestern Oklahoma State at SWOSU  
 Nov. 15 2:00 PM Arkansas Tech at Harding  
 Nov. 15 2:00 PM Southeastern Oklahoma State at East Central  
 Nov. 15 3:00 PM Ouachita Baptist at Henderson State  
 Nov. 15 3:00 PM Southern Arkansas at Arkansas-Monticello

## NCAA Division II Playoffs

Nov. 22 First Round  
 Nov. 29 Second Round  
 Dec. 6 Quarterfinals  
 Dec. 13 Semifinals  
 Dec. 20 NCAA Division II Championship Game  
 Kansas City, Kan. (Sporting Park)

# COVERING THE BULLDOGS

The 2014 Southwestern Oklahoma State University Football Fact Book is intended to provide information for broadcasters, writers, sports editors, sports information personnel and fans that follow the Bulldogs. Material in the guide is current as of August 1, 2014.

Additional information is available through the SWOSU Sports Information Office and through press releases available to accredited media outlets. Additional information can be found on the SWOSU Athletics Website.

## Contact Information

SWOSU Sports Information  
Attn: Doug Self, SID  
100 Campus Drive  
Weatherford, OK 73096  
Phone: 580-774-7162  
Cell: 785-640-8471  
Email: doug.self@swosu.edu

The SWOSU Sports Information office is located in the Pioneer Cellular Event Center, office 231.

## SWOSU Online

**Website:** www.swosuathletics.com  
**Facebook:** www.facebook.com/SWOSUAthletics  
**Twitter:** www.twitter.com/SWOSUAthletics  
**Instagram:** instagram.com/swosuathletics  
**YouTube:** www.youtube.com/user/SWOSUAthletics

The Southwestern Oklahoma State University Sports Information department is responsible for providing public and media relation services for the Bulldogs' 12 athletic programs. Sports Information Director Doug Self is the primary contact for each SWOSU Athletic program. The following guidelines have been established to help provide a professional working environment for members of the media wishing to follow the Bulldogs.

## Media Credentials

Credentials for Southwestern Oklahoma State University home games are available to personnel from working media outlets by contacting Sports Information Director Doug Self at least 24 hours prior to the start of an event. Credentials can be left at the gate or picked up from the Sports Information office in advance of the game. Media wishing to take photos must also obtain a credential from the SWOSU Sports Information office.

## Pre-Game Services

Complete team and individual statistics, scoring summaries, play-by-play and post-game quotes are provided the by the SWOSU Sports Information Office. A pre-game meal is available approximately 30 minutes prior to kickoff, with beverages available throughout the game. This service is provided as a courtesy to working media.

## Internet/Courtesy Line

A limited number of telephone lines are available for filing and wireless internet access is also available in Milam Stadium Pressbox. As a service to visiting media and sports information directors, the SWOSU Sports Information Staff will either fax or e-mail an NCAA official box, play-by-play and game recap as requested.

## Interview Policy

Postgame interviews with SWOSU coaches and players are available to media personnel following a brief cooling off period. Requests must be made to the Sports Information Director prior to the end of contest. Requested athletes and coaches will be made available for interviews on the playing field or outside of the locker room following a contest.

Interviews during the week will be made on arrangement with the Sports Information Director. Please allow 24 hour notice for all such interviews.

## DAWGS ON THE DIAL



*John Liddle*

All SWOSU Football and Men's and Women's Basketball games can be broadcast on KWEY 95.5 FM "The Coyote" in Western Oklahoma. Those outside the listening area can access streaming audio online at www.kwey.com.

John Liddle is in his 7th year serving as the "Voice of the Bulldogs" after joining Wright Wradio in August 2008 as the Sports Director. He is also the voice of Weatherford High School athletics, an account executive and broadcast coordinator on all locally produced live sports by Wright Wradio.

Liddle came to SWOSU with previous experience at the Division II level, serving as the play-by-play announcer for Tarleton State during the fall of 2006. As a student, Liddle worked as a color analyst and studio host for the Mean Green Radio Network at North Texas University.

A native of Lewisville, Texas, Liddle earned his bachelor's degree in Radio/Television/Film from North Texas in May 2005. He and his wife, Katy, reside in Weatherford with their two young daughters.

## SWOSU SPORTS INFORMATION



*Doug Self*


Doug Self is in his second year as the Sports Information Director at Southwestern Oklahoma State University after joining the staff in January 2013. Self, a former assistant SID at Fort Hays State University (FHSU), previously served as the Media and Public Relations Coordinator for the Valero Alamo Bowl for the 2012 bowl season.

Self serves as the primary media contact for all 12 of SWOSU's intercollegiate athletic programs and is responsible for updating the athletics website and helping to promote Bulldogs teams, coaches and athletes to the local media. In June 2013, Self helped launch the department's new website – swosuathletics.com – after a six month process that ended with a site hosted by Sidearm Sports, the leader in website development for colleges and universities, especially at the NCAA Division II level.

Self, a native of Valley Falls, Kan., holds two degrees from Fort Hays State. He received his bachelor's degree in recreation and sports management in May 2010 before finishing his master's degree in sports administration in May 2012.

# SWOSU FOOTBALL


## HELMETS THROUGH THE YEARS



70's-80s



1987



1988-2003



2004



2005-13



2014-Pres.

