



NORTHERN ARIZONA BASKETBALL
 Northern Arizona (7-13, 4-6 BSC) at
 Southern Utah
 Cedar City, Utah/Centrum Arena
 Lumberjack Radio Network (105.1 FM)/Big Sky TV



Three Dot Data...

The Lumberjacks start a four-game stretch over eight days at Southern Utah...Gabe Rogers was named the Big Sky Co-Player of the Week after scoring 35 against North Dakota and averaging 31.5 over two games last week...He became the fourth player in school history and 14th in Big Sky history to reach the 200 three-pointers made milestone...The last three games have been decided by a total of nine points with each of the last two ending on baskets in the final seconds...NAU won its first Big Sky Conference road game of the season at Idaho State, snapping a 12-game Big Sky Conference regular season road losing streak dating to a win at Sacramento State (2/26/11)...The four conference wins quadruple the total from last season after the team posted just a single win in 2011-12...The seven overall Division I wins are more than double the win total from 2011-12 (3) and two better than the season win total (5)...DeWayne Russell is 10th in the country in scoring among freshmen and ranks third in the Big Sky Conference in scoring at 15.7 points per game...Rogers took over the conference lead in scoring after his big week at 16.4 points per game...Senior Stallon Saldivar currently ranks ninth on the all-time conference assist list and second on the NAU list...

BracketBusters...

The pairings for the ESPN Ramada Worldwide BracketBusters will be announced on Monday, Feb. 4 at 4:30 p.m. Mountain on ESPNU. After the television pairings are announced, the rest of the pairings will be released. All 11 Big Sky teams are in the pool. EWU, ISU, MSU, PSU and SUU will be at home. UM, NAU, NC, UND, SAC and WSU will be on the road.

2012-13 Northern Arizona Basketball Schedule

Date	Opponent	Time/Result	TV/Radio/Notes
Oct. 27	Haskell (EX)	W, 81-60	
Nov. 3	Adams State (EX)	W, 86-78	
N10	at Oregon#	L, 73-83	Murphy's debut
N12	at No. 18 UNLV#	L, 54-92	Martin Back to LV
N18	at UC Davis	W, 85-82	Snap 18-gm losing strk
N23	Jacksonville State#	L, 48-50	Global Sports Classic
N24	Campbell#	W, 70-62	Rogers Named All-Tourmy
N28	at No. 9 Arizona	L, 50-93	Murphy return to McKale
D1	Sam Houston State	W, 77-60	Murphy's Home Debut
D5	Loyola Marymount	L, 86-92 OT	NAU erases 18-pt deficit
D17	Montana State*	W, 87-80	Jacobsen's 22 leads NAU
D19	Montana*	L, 56-62	NAU shoots 35 percent
D21	at Colorado	L, 51-98	Largest loss since 91-92
D27	at BYU	L, 54-84	Dunn career-high 17 pts
J3	Sacramento State*	W, 57-50	Russell ties career-high
J5	Southern Utah*	L, 77-90	SUU shoots 56%
J10	at Eastern Washington*	L, 59-82	Russell 7 steals
J12	at Portland State*	L, 74-79	Shot 56.4 percent
J17	at Weber State*	L, 70-83	BSC road lose strk to 12
J19	at Idaho State*	W, 60-55	Rogers game-hi 22 pts
J24	Northern Colorado*	W, 67-65	Dunn buzzer beater
J26	North Dakota*	L, 79-81	Rogers career-hi 35 pts
F2	at Southern Utah*	7:05 p.m.	LRN
F4	at Sacramento State*	8:05 p.m.	LRN
F7	Portland State *	6:35 p.m.	LRN/FSAZ +/FCS/NAU-TV
F9	Eastern Washington*	1:05 p.m.	LRN/FSAZ +/FCS/NAU-TV
F14	at Northern Colorado*	7:05 p.m.	LRN
F16	at North Dakota*	1:05 p.m.	LRN
F23	at BracketBusters	TBA	LRN
F28	Idaho State*	6:35 p.m.	LRN/NAU-TV
M2	Weber State*	2:05 p.m.	LRN/FSAZ Plus/FCS/NAU-TV
M7	at Montana State	8:05 p.m.	LRN
M9	at Montana	7:05 p.m.	LRN

Global Sports Classic * Big Sky Conference Game
 All Times Mountain (Flagstaff).
 All home games played at the Walkup Skydome

Northern Arizona Probable Starters (7-13, 4-6 BSC)

No.	Name	Pos.	Ht.	Wt.	Cl.-Exp.	GP-S	PPG	RPG	APG
33	Max Jacobsen	F	6-8	230	Jr.-1L*	20-13	8.6	4.6	1.0
20	Gaellan Bewernick	F	6-6	215	So.-1L*	19-19	6.3	5.8	1.1
11	Gabe Rogers	G	6-2	175	Sr.-3L*	20-20	16.4	2.2	2.2
12	DeWayne Russell	G	5-11	155	Fr.-HS	20-19	15.7	2.4	3.5
21	Stallon Saldivar	G	6-0	185	Sr.-3L	19-14	5.8	5.2	4.2
Off the Bench									
42	Ephraim Ekanem	F	6-7	230	Sr.-1L	20-7	3.1	2.7	0.1
2	Michael Dunn	G	6-0	180	Sr.-2L*	20-8	5.7	2.4	1.7
34	Jordyn Martin	F	6-7	210	Fr.-HS	20-0	2.4	2.9	0.2
1	Blake Hamilton	G/F	6-5	190	Fr.-HS	9-0	4.4	1.2	0.6
23	Luis Flores	G	6-3	175	Sr.-3L*	9-0	1.4	0.4	0.1
10	Chris Heine	G	6-2	170	Jr.-SQ	8-0	0.6	0.0	0.0

Big Sky Predictions...

The Northern Arizona men's basketball team was picked last in both the media and coaches' preseason polls released by the Big Sky Conference. It is the first time the Lumberjacks have been picked last in the conference preseason polls since the 1992-93 season.

Coaches' Poll

- 1. Montana (8)98
- 2. Weber State (3)92
- 3. Northern Colorado74
- 4. North Dakota67
- 5. Portland State61
- 6. Eastern Washington.....53
- 7. Sacramento State51
- 8. Montana State.....48
- 9. Idaho State25
- 10. Southern Utah23
- 11. Northern Arizona14

Media Poll

- 1. Montana (24)344
- 2. Weber State (8)318
- 3. Eastern Washington.....231
- 4. Northern Colorado221
- 5. Portland State218
- 6. North Dakota173
- 7. Montana State171
- 8. Sacramento State166
- 9. Idaho State106
- 10. Southern Utah98
- 11. Northern Arizona67

Social Media - Facebook

Be a Fan of NAU Athletics

Social Media - Twitter

Follow NAU Athletics

<http://twitter.com/NAUAthletics>

Follow SID Steve Shaff

<http://twitter.com/nausid>

NAU Athletics Blog

<http://nauathletics.blogspot.com/>



Broadcast Information

Radio: Lumberjack Radio Network
(Mitch Strohman/Dave Brown)

Station - Freq
KBTK- 105.1 FM

Market: Flagstaff/Sedona
Prescott/Verde Valley

Television: FSAZ+/FCS/NAU-TV

Web Video: www.bigskytv.org

Web Audio:
www.bigtalkerradio.com

NAU Media Relations

Director: Steve Shaff

Phone: (928) 523-6792

Cell: (928) 606-6628

Assistant: Andrew Tomsky

Graduate Assistants:

Matt Sewell/Stayson Isobe

Northern Arizona Pronunciation Guide

- Gaellan BewernickBoo-er-nick
- Ephraim Ekanemee-frum EE-CAN-um
- Luis FloresLUU-is
- Chris HeineHINE
- Stallon SaldivarSAL-da-var
- Coach La RocqueLa Rock
- Coach SferaSa-fare-ah

2012-13 Northern Arizona Basketball Roster

No.	Name	Pos.	Ht.	Wt.	Cl.-Exp.	Hometown (High School/Last School)
1	Blake Hamilton	G/F	6-5	190	Fr.-HS	Pasadena, Calif. (Pasadena)
2	Michael Dunn	G	6-0	180	Sr.-2L*	Chandler, Ariz. (Chandler)
10	Chris Heine	G	6-2	170	Jr.-SQ	Phoenix, Ariz. (Horizon)
11	Gabe Rogers	G	6-2	175	Sr.-3L*	Houston, Texas (Klein Forest)
12	DeWayne Russell	G	5-11	155	Fr.-HS	Peoria, Ariz. (Peoria)
20	Gaellan Bewernick	F	6-6	215	So.-1L*	Los Angeles, Calif. (Manual Arts)
21	Stallon Saldivar	G	6-0	185	Sr.-3L	Salt Lake City, Utah (Judge Memorial)
23	Luis Flores	G	6-3	175	Sr.-3L*	Scottsdale, Ariz. (Coronado)
32	Len Springs	F/C	6-10	220	Jr.-TR	Compton, Calif. (LA. Trade Tech.)
33	Max Jacobsen	F	6-8	230	Jr.-1L*	Lake Oswego, Ore (Lake Oswego/Portland St./Clackamas CC)
34	Jordyn Martin	F	6-7	210	Fr.-HS	Las Vegas, Nev. (Palo Verde)
42	Ephraim Ekanem	F	6-7	230	Sr.-1L	Chino, Calif. (Ontario Christian/Irvine Valley CC)

Head Coach: Jack Murphy; **Assistants:** Matt Dunn, Vic Sfera, Al La Rocque

Director of Basketball Operations/Video: Landon Hughey

Athletic Trainer: Sarah Shute/Ryan Pinson. **Graduate Assistant:** Che Jones

Managers: Dillon Fischer, Phillip Randazzo, Quintin Moore, Wil Wilson, Matt Davila, Dylan Dubek.

Basketball Technology Manager: Steven Gonzalez. * redshirt

Southern Utah History and Notes...

NAU leads the all-time series with the Thunderbirds 13-3 but owns just a 3-6 record in Cedar City. The Thunderbirds posted a 90-77 victory in Flagstaff on Jan. 5, snapping a five-game losing streak in the series to the Lumberjacks. NAU has won the last two meetings against SUU in Cedar City, the most recent coming during the 2002-03 season. SUU joined the conference prior to this season.

Making the Grade...

The men's basketball program posted its highest cumulative GPA since 2004 at the end of the fall semester with a 3.12 GPA for the team.

Mr. Rogers Neighborhood...

Senior Gabe Rogers has been comfortable beyond the three-point arc lately. He has recorded four three-pointers in each of the last three games, going 12-for-27 (44.4%) overall. Against North Dakota, he became the fourth player in school history and 14th in Big Sky history to reach the 200 career three-pointers made milestone. He has averaged 28.3 points per game in the last three contests.

Rogers was named the Big Sky Conference Co-Player of the Week with Montana State guard Christian Moon for games played Jan. 14-19, the league office announced Monday.

Rogers, a 6-2 senior from Houston, Texas, averaged 31.5 points per game and shot .571 percent from the field as Northern Arizona beat Northern Colorado and lost by two points to North Dakota.

Rogers scored 28 points with two assists, a steal and a rebound in a 67-65 win over Northern Colorado on Jan. 24. Rogers was 11-of-19 from the field, 4-of-9 from 3-point range and 2-of-2 from the free-throw line. Rogers exploded for a career-high 35 points in an 81-79 loss to North Dakota on Saturday. Rogers made 13-of-23 from the field, 4-of-8 from 3-point range and 5-of-6 from the free-throw line. He also became the 14th player in league history to make 200 career 3-pointers. The 35 points were the most scored by a Big Sky player this season and tied him for 10th all-time in NAU single-game history.

More Rogers...

Senior Gabe Rogers became the 26th player to eclipse the 1,000 point milestone earlier this season against Montana. He enters the Southern Utah game with 1,176 points in 16th overall and needs 71 points to break into the top 15 and pass Nate Payne (1972-75). He is now leading the team and the Big Sky Conference in scoring at 16.4 points per game. He has scored in double figures in 15 of 20 games on the season, including seven efforts of 20 or more points.

Career Scoring List Snapshot

14. Wiley Horton (56-60)1,250
15. Nate Payne (72-75)1,246
- 16. Gabe Rogers (2009-12)1,176**
17. David Henson (75-79)1,174

Diaper Dandy...

Freshman DeWayne Russell, who is 10th in the country in scoring among freshmen, is third overall in the Big Sky Conference in scoring. He is averaging 15.7 points per game entering the Southern Utah game and has notched double digits in 18 of his 20 games. Overall, he ranks among the top 15 in the Big Sky Conference in seven different statistical categories. He was named to the Collegehoopsdaily.com All-Big Sky team for the first half of the season.

Top Scoring Freshmen in Division I (As of 1/28)

1. Anthony Bennett, UNLV 18.4
2. Shabazz Mohammad, UCLA 18.2
3. John Brown, High Point 17.5
4. Joel Wright, Texas State 17.5
5. Jahii Carson, Arizona State 17.3
6. Ben McLemore, Kansas 16.2
7. Shawn Long, La-Lafayette 16.0
8. R.J. Hunter, Georgia State 16.0
9. Jordan Reed, Binghamton 15.8
- 10. DeWayne Russell, NAU 15.7**
11. Lester Wilson, E. Tennessee St. 15.5
12. Jordan Adams, UCLA 15.3
13. Semaj Christon, Xavier 14.9
14. Terry Rose, Grambling 14.9

Win Milestones...

The Lumberjacks have surpassed their five-game win total from 2011-12 this season and quadrupled their conference win total with seven overall wins and four in league play, respectively.

CAREER RECORD UPDATES

Three-pointers

1. Ross Land (96-00) 308
2. Kelly Golob (02-06) 289
3. Stephen Sir (04-07) 276
- 4. Gabe Rogers (09-Pres.) 201**
5. Cory Schwab (99-01) 176
6. Andrew Mavis (96-98) 154
7. Kyle Feuerbach (2001-05) 151
8. Michael McNair (95-99) 135
9. Rod Hutchings (96-99, 01) 133
10. John Rondeno (92-95) 131
11. Steve Williams (88-92) 124
12. Brad Snyder (92-95) 120

Three-point Attempts

1. Kelly Golob (02-06) 710
2. Ross Land (96-00) 664
3. Stephen Sir (04-07) 571
- 4. Gabe Rogers (09-Pres.) 539**
5. Kyle Feuerbach (01-05) 409
6. Steve Williams (88-92) 368
7. John Rondeno (92-95) 361
8. Brad Snyder (92-95) 346
9. Adam Lopez (99-02) 333
10. Andrew Mavis (96-98) 327
11. Michael McNair (95-99) 314
- Rod Hutchings (96-99, 01) 314

Three-point Percentage

1. Stephen Sir (04-07) .483
2. Andrew Mavis (96-98) .471
3. Ross Land (96-00) .464
4. Mark Anderson (87-88) .449
- Andy Hurd (82-86) .449
6. LaVonne Davis (83-85) .429
- Michael McNair (95-99) .429
8. Rod Hutchings (96-99, 01) .423
9. Kelly Golob (02-06) .407
10. David Duane (83-87) .400
- Kyle Lundy (86-87) .400
- Gabe Rogers (09-Pres.) .373**

Assists

1. Josh Wilson (05-09) 636
- 2. Stallon Saldivar (09-Pres.) 452**
3. Harry Payne (83-87) 435
4. Jeff Altman (81-85) 427
5. Kyle Feuerbach (2001-05) 411
6. Adam Lopez (99-02) 334
7. Steve Williams (88-92) 333
8. Tom DeBerry (74-76) 320
9. Cameron Jones (07-11) 319
10. Ross Land (96-00) 290
11. John Rondeno (92-95) 286
12. Rod Hutchings (96-99, 01) 285

Assist Average

1. Tom DeBerry (74-76) 6.0
2. Josh Wilson (05-09) 5.4
3. Greg Henderson (77-79) 4.9
4. Kawika Akina (97-99) 4.7
5. Joedy Gardner (79-81) 4.5
- Charles Thomas (95-97) 4.5
7. Eric Wade (81-83) 4.4
- 8. Stallon Saldivar (09-Pres.) 4.1**
9. Jeff Altman (81-85) 4.0
10. Adam Lopez (99-02) 3.9
10. Harry Payne (83-87) 3.9

Maximum Effort...

Junior Max Jacobsen has posted four games in double figures in conference play while averaging 10.9 points per game. He had his best game against Montana State on Dec. 17, doubling his career high with 22 points. He has reset his career high three times and posted the top eight scoring performances of his career this season. For the season, he is shooting 60.0 percent, ranking second in the conference.

Winter Warm Up...

NAU has shot 50 percent or better in four of the last five games (two straight) including a season-high 56.4 percent from the field against Portland State on Jan. 12 and 54.7 percent last Saturday against North Dakota. Overall, they are shooting at a 51.1 percent clip (137-for-268) over the last five games, a significant improvement compared to their 40.9 percent (358-for-875) for the first 15 games of the season.

Hitting the Defensive Boards...

Senior guard Stallon Saldivar ranks 15th in the conference in rebounding at 5.2 per game. He aided by his 4.6 average per game on the defensive boards, the fifth-best mark in the conference. He has recorded five or more rebounds in 10 of the last 11 games overall.

Dunn Deal...

Senior guard Michael Dunn hit a floater from the left baseline at the buzzer to beat Northern Colorado on Jan. 24. But his best game of the season came when he scored a career-high 17 points at BYU on Dec. 27, improving his 16-point effort posted during his junior season. He took over for a stretch in the second half, scoring 14 of Lumberjacks' 16 points and eight straight at one point in the half. He has posted five games in doubles figures this season.

Freshman Bandit...

Freshman DeWayne Russell snatched seven steals at Eastern Washington, a mark tied for the fourth-best single game total in school history. It is the most steals by a Lumberjack in a game since 2003 (Ryan McDade). He ranks tied for 81st in the nation and seventh among all freshmen in steals at 1.9 per game, a mark that would rank among the 10 best in school history.

Saldivar Among Cousy Nominees...

For the second consecutive year, Stallon Saldivar was among more than 80 nominees for the Bob Cousy Point Guard of the Year Award. He joined Sacramento State's Dylan Garrity as the only candidates from the Big Sky Conference.

The 400 Club...

Northern Arizona senior Stallon Saldivar surpassed the 400 assist mark for his career against Montana State and now has 452 entering the Southern Utah game. He became the 18th player in league history to amass 400 career assists and currently ranks ninth on the all-time conference list. See chart later in the release.

I Back Jack...

The home opener against Sam Houston State attracted the largest crowd for a home opener since 1998 and more than 1,200 fans came back four days later for the Loyola Marymount contest. It was the first time since the 2008-09 season that the Lumberjacks have had back-to-back crowds of 1,000 or more fans. NAU is averaging 1,031 fans for the first eight games after averaging 646 fans last season in the Rolle Activity Center.

T

Early Impact...

Men's basketball freshman DeWayne Russell was named the Co-Big Sky Conference Player of the Week for games played from Nov. 13-19 with Sacramento State's Dylan Garrity. Russell, a 5-11 true freshman guard from Peoria, Ariz., scored a career-high 25 points. He made 8-of-12 shots from the floor, was 5-of-8 from 3-point range, and 4-of-4 from the free-throw line against the Aggies. He also had six assists, four rebounds and two steals.

Head Coaching Debut...

Head Coach Jack Murphy made his head coaching debut against Oregon on Nov. 10. He is the 25th head coach in school history and one of three new head coaches in the Big Sky Conference this season. Murphy takes over the program for former coach Mike Adras, who resigned on Dec. 9, 2011 after leading the program for 13 seasons and coaching 363 games. NAU was 2-7 at the time of the announcement. Dave Brown was named the interim head coach on December 9, 2011 and coached the team the rest of the season.

Television Coverage...

NAU-TV will produce 12 men's basketball games for distribution through FOX Sports Arizona, providing NAU unmatched television coverage in the Big Sky conference. Overall, NAU will have 15 games on live television, including three games on the Pac-12 Network.

New Home in the Dome...

The Lumberjacks are playing their first season in the \$26 million newly renovated Walkup Skydome that includes a new floor, comfortable chair back seating and locker rooms. NAU is one of 11 universities to own its own domed facility. The others are Idaho, Idaho State, Minnesota, North Dakota, Northern Iowa, Northern Michigan, North Dakota State, South Dakota, East Tennessee State and Syracuse.

Last Game Recap...

North Dakota overcame a 22-point first half deficit and won the game on a last second basket by Troy Huff off an offensive rebound to defeat Northern Arizona 81-79 Saturday at the Walkup Skydome.

Huff scored 26 points in the game and got the game winner off a missed shot by Lenny Antwi with three seconds left to send the Lumberjack crowd home disappointed. NAU won on Thursday on a last second shot at the buzzer to defeat Northern Colorado.

The Lumberjacks started the game on fire behind the energy from the crowd, hitting 15 of the first 20 shots from the field to take a 34-12 lead at the 8:13 mark of the game. But UND rallied the rest of the half with a 24-13 run to cut the NAU lead to 11 at the half.

UND continued the run to open the second half, hitting 13 of their first 14 shots. They took their first lead of the game at 52-51 barely five minutes into the second half with a 16-4 run to start the half. Over the first nine minutes, they out-scored the Lumberjacks 32-8 to extend their lead to 11 points.

Season Notes...

* The win against Montana State snapped a 15-game league losing streak from last season.

* Senior guard Gabe Rogers scored his 1,000th career point against Montana, the 26th player in school history to accomplish the feat.

* NAU snapped its eight-game home losing streak with the win over Sam Houston State. NAU had lost its previous eight home games dating to last season, tying the school record for consecutive home losses set from 1980-82.

* NAU snapped its 18-game losing streak with a victory at UC Davis on Nov. 18, the first career victory for Head Coach Jack Murphy.

* Gabe Rogers was named to the Global Sports Classic all-tournament team after averaging 14.0 points in the four games.

* NAU played two ranked teams in No. 18 UNLV and No. 9 Arizona over the first month of the season.

* NAU opened the season with six consecutive games on the road, including games at Oregon, UNLV, Arizona, Colorado and BYU. The 47-point loss at Colorado was the largest since the 1991-92 season and the Lumberjacks were out-scored by 168 points in their five "money" games.

* Jack Murphy became the 25th coach in school history.

NAU's Record When...

Scoring First	4-5
Leading at the Half	5-2
Trailing at Half.....	1-11
Tied at Half.....	1-0
Leading with 5:00 Left	7-1
Trailing with 5:00 Left.....	0-11
Tied with 5:00 Left.....	0-1
In Overtime.....	0-0
When NAU Out-rebounds Opp.....	3-2
When NAU is Out-rebounded	4-11
When Rebounds are the Same.....	0-0
When NAU Commits More TOs.....	3-6
When NAU Forces More TOs	4-6
When Turnovers are the Same	0-1
When NAU Has More FT Att.....	4-4
When Opponent Has More FT Att.	3-9
When Opponent FT are the Same.....	0-0
When NAU Shoots 50% or Better	3-4
When NAU Shoots Less Than 50%	4-9
When Opp. Shoots 50% or Better	2-8
When Opp. Shoots Less Than 50%	5-5
When NAU Shoots Better Than Opp.	5-4
When Opp. Shoots Better Than NAU	2-9
When NAU Shoots > 40% from 3-Pt.	2-1
When NAU Shoots < 40% from 3-Pt.	5-12
When NAU Shoots > Opp. from 3 Pt.	3-3
When NAU Shoots > 80% from Line	1-1
When NAU Shoots < 80% from Line	6-12
When NAU Bench Outscores Opp.	3-4
When Opp. Bench Outscores NAU	4-9
When Bench Scoring is Same.....	0-0
Following a NAU Win	1-6
Following a NAU Loss	6-6
When 1 Scores > 10 pts	0-1
When 2 Score > 10 Pts	3-6
When 3 Score > 10 Pts	2-3
When 4 Score > 10 Pts	1-3
When 5 Score > 10 Pts.....	1-0
Home Games	4-4
Road Games	2-8
Neutral Site Games	1-1
In November	2-4
In December	2-5
In January	3-5
In February	0-0
In March	0-0
In April	0-0
On Mon.	1-1
On Tues.	0-0
On Wed.	0-3
On Thursday	2-3
On Fri.	0-2
On Sat.	3-4
On Sun.	1-0

NAU-UND Comparison in the Big Sky Statistical Rankings

(As of Jan. 28, 2013)

Category	NAU	SUU
Scoring Offense	9th (66.7)	10th (65.8)
Scoring Defense.....	11th (76.2)	6th (70.7)
Scoring Margin	11th (-9.5)	8th (-4.9)
Field Goal Percentage	5th (.433)	8th (.421)
FG Percentage Defense	10th (.475)	3rd (.424)
3-Point Field Goal %.....	9th (.318)	10th (.315)
3-Point FG % Defense	10th (.376)	7th (.359)
Free Throw Percentage	9th (.669)	4th (.727)
Rebounding Offense.....	8th (32.5)	9th (36.8)
Rebounding Defense	9th (36.9)	4th (33.5)
Rebounding Margin	9th (-4.2)	2nd (4.5)
Assists	2nd (14.4)	8th (12.0)
Blocked Shots	7th (2.8)	2nd (5.2)
Steals	2nd (7.7)	11th (4.7)
Turnover Margin.....	5th (0.3)	11th (-4.9)
Assist:Turnover Ratio.....	4th (1.0)	11th (0.7)
Offensive Rebounds	7th (9.8)	1st (11.8)
Defensive Rebounds.....	7th (22.8)	2nd (26.2)

NAU in the Big Sky Individual Statistical Rankings

(As of Jan. 28, 2013)

Scoring	Gabe Rogers, 1st (16.4)
.....	DeWayne Russell, 3rd (15.7)
Rebounding	Gaellan Bewernick, 11th (5.8)
.....	Stallon Saldivar, 15th (5.2)
.....	Max Jacobsen, 18th (4.6)
Field Goal %	Max Jacobsen, 2nd (60.0)
Assists	Stallon Saldivar, 3rd (4.2)
.....	DeWayne Russell, 6th (3.5)
FT Percentage	Gabe Rogers, 2nd (86.8)
Steals	DeWayne Russell, 2nd (1.9)
.....	Stallon Saldivar, 8th (1.3)
3-Point FG %	
3-Point Made	Gabe Rogers, 2nd (2.5)
.....	DeWayne Russell, 9th (1.6)
Blocks	
Assist:TO Ratio	Stallon Sladivar, 5th (2.0)
.....	DeWayne Russell, 10th (1.1)
Offensive RB	Gaellan Bewernick, 5th (2.3)
.....	Max Jacobsen, 12th (1.8)
Defensive RB	Stallon Saldivar, 5th (4.5)
.....	Gaellan Bewernick, 14th (3.6)
Minutes	Gabe Rogers, 4th (33.7)
.....	DeWayne Russell, 6th (33.2)

2012-13 Northern Arizona Recruiting Class

Head Coach Jack Murphy and his staff have signed six student-athletes to join the program next fall.



Forward Ako Kaluna (West Ranch HS)

Kaluna, who is 6'7" and 260 pounds, averaged 16.1 points, 10.9 rebounds, 3.0 assists, 1.5 steals and 1.3 blocks per game last year for the co-Foothill League champion Wildcats. He earned All-Santa Clarita Valley and All-Foothill League honors last season and is considered the favorite to earn Santa Clarita Valley MVP honors this season.

"Ako brings toughness, athleticism and size to the post and fills a need in this class that was missing up to this point. He is a strong kid that is very skilled. He looks like the prototypical left tackle but he really loves the game of basketball." - Head Coach Jack Murphy



Guard Travis Meeker (Mesa Red Mountain HS)

Meeker is a 6-4 guard from Mesa Red Mountain where he played for Coach Greg Sessions. He averaged 6.0 points per game off the bench last season, helping his team to a 23-10 record and an 11th-place finish in state. He is ranked No. 9 on the ESPN100 Arizona recruits in the class of 2013.

"Travis is a very good shooter from Red Mountain High School. He played for Coach Sessions, a very well respected coach in the Valley. He brings shooting and athleticism. He fills a need with the void left by Gabe Rogers, who is graduating this year. He is ready to step in." - Assistant Coach Vic Sfera



Guard Christopher Miller (Greenway HS)

Miller averaged 20.7 points and 5.0 rebounds last season on a team that went 13-8 at Greenway. He played AAU basketball this past summer for Team Zona.

"Chris Miller comes from a very well-coached program at Greenway with Coach Howard Mueller. Chris has his best basketball ahead of him. He was a late bloomer in high school and was very under the radar. He has great athleticism and can be a great defender. We are fortunate to have him in this class." - Assistant Coach Vic Sfera



Forward Zachary Reynolds (Mt. Zion Academy/Gulf Coast CC)

Reynolds, who is originally from Tampa, Fla., is a 6-7 forward from Gulf Coast CC in Panama City, Fla. He averaged 5.1 rebounds last season, recording five games with 10 or more boards, while posting a single-game high 17 rebounds. He had offers from North Carolina State, Cincinnati and Temple. He originally committed to NAU in June.

"Zach is a combo forward who is a hard-nosed kid and a really good rebounder. He should be able to come in the Big Sky Conference and do really well and be a big-time rebounder for us. He plays on a really good team that should be ranked in the top 25 most of the season." - Assistant Coach Matt Dunn



Forward Terry Winn (Melrose HS)

Winn, who lived in Monroe, La., until moving to Memphis for his senior season, plays at respected Melrose High School. He was an all-district second-team selection at Ouachita High School and was selected to play in the Under Armour Grind Session last summer.

"Winn is a power forward who is under the radar since moving from Monroe. He is a good player and will be one of the best players at one of the best high schools in Memphis." - Assistant Coach Matt Dunn



Guard Kris Yanku (Taft HS)

Nominee for the 2013 McDonald's All-America Game. Yanku has helped Taft High School win back-to-back city titles, earning all-league and all-city honors. He also is a starter on the volleyball team. He was born in Istanbul, Turkey.

"Kris Yanku plays for a very good coach in C.J. Williams at Taft. He played against the top AAU talent in the Nike EYBL circuit over the summer with California Supreme. The things we love about Kris are he keeps guys out of the paint defensively and can get in the paint and helps distribute for others. He is a huge addition to this class." - Assistant Coach Vic Sfera



Jack Murphy
Head Coach



@NAUCoachMurphy

Jack Murphy was named head men's basketball coach for Northern Arizona University on April 12, 2012.

Murphy's experience at various levels of the game, recruiting success and knowledge gained from working with college and professional athletes make him an excellent fit for NAU, Campos said. His career includes working for three successful programs that have a combined 400 wins, 14 postseason appearances and five championships.

Murphy comes to NAU after three seasons on the Memphis staff as an assistant. He joined the coaching staff at Memphis under men's basketball coach Josh Pastner in 2009-10, posting 75-29 record with three 20-win seasons. During Murphy's tenure, Memphis earned made two NCAA Tournament appearances, earned an NIT berth and won a Conference USA regular season title and two Conference USA Tournament

Championships. Murphy, who handled the Tiger defensive efforts in 2011-12, was the lead assistant on a staff that guided the team to a sweep of the Conference USA titles while posting the 10th-best field goal percentage defense in the country.

Murphy, 33, was instrumental in Memphis securing a Top-5 recruiting class in 2010 featuring four players ranked among the nation's Top 100 and two McDonald's All-Americans. The class was ranked No. 2 nationally by Scout.com, No. 2 by Rivals.com and No. 4 by ESPN. The Tigers have signed three more Top 100 players since, including two more McDonald's All-Americans.

In 2011-12, the Tigers advanced to the NCAA Tournament for the second consecutive season, losing to St. Louis in the second round. Memphis was the only team among the top-10 rated leagues in the nation to win its conference regular season title outright and also claim the league's tournament crown, finishing with a 26-9 overall mark.

Memphis also advanced to the NCAA Tournament in 2010-11, dropping a 77-75 decision to Arizona in the second round to finish with a 25-10 record. In

Murphy's first season, the Tigers advanced to the National Invitation Tournament (NIT) and advanced to the second round.

Prior to Memphis, Murphy spent three years working with the Denver Nuggets under the NBA's active wins leader George Karl where he served as an advance scout for the team. During his time, he gained a reputation as one of the league's top 'workout' trainers, working with the likes of NBA All-stars Allen Iverson, Chauncey Billups and Carmelo Anthony, along with rising NBA star J.R. Smith. In Murphy's three seasons in Denver, the Nuggets averaged nearly 50 wins a season and made three straight playoff appearances. In his final season in 2008-09, the Nuggets won a franchise-record 54 games (54-28), claimed a share of the NBA Northwest Division title and earned the Western Conference No. 2 seed in the playoffs. Denver advanced to the Western Conference finals for the first time since 1985 and Billups and Anthony were named to the All-NBA third team and Billups played in the NBA All-Star game.

In 2007-08, Murphy helped the Nuggets to a 50-32 overall record and second-place finish

Youngest Division I Head Coaches

Source: NCAA

Name	School	Birthdate	Age
1. Bashir Mason	Wagner	2/11/1984	28
2. Wes Miller	UNC Greensboro	1/28/1983	29
3. Richard Pitino	FIU	9/16/1982	30
4. Mike Martin	Brown	7/4/1982	30
5. Jamion Christian	Mt. St. Mary's	4/18/1982	30
6. Andy Toole	Robert Morris	9/11/1980	32
7. Jason Capel	Appalachian St.	1/15/1980	32
8. Nick Robinson	Southern Utah	11/2/1979	33
9. Brian Wardle	Green Bay	10/9/1979	33
10. Jack Murphy	Northern Ariz.	7/25/1979	33
11. Archie Miller	Dayton	10/30/1978	34

**Scan to Watch
Murphy's Introductory
Press Conference**



nator and director of operations. In his eight years with the program, Arizona went 199-66 (.751), won three Pac-10 championships, one Pac-10 postseason tournament title, made eight NCAA Tournament appearances that included the 2001 national runner-up finish and two other Elite Eight (2003, 2005) appearances.

Murphy and his wife, Michelle, have twin three-year old daughters Emma and Isabella and 10-month old son Dylan.

School	Record	H	A	N
Arizona	0-1	0-0	0-1	0-0
BYU	0-1	0-0	0-1	0-0
Campbell	1-0	0-0	0-0	1-0
Colorado	0-1	0-0	0-1	0-0
E. Washington	0-1	0-0	0-1	0-0
Idaho State	1-0	0-0	1-0	0-0
Jacksonville St.	0-1	0-0	0-0	0-1
Loy. Marymount	0-1	0-1	0-0	0-0
Montana	0-1	0-1	0-0	0-0
Montana State	1-0	1-0	0-0	0-0
No. Colorado	1-0	1-0	0-0	0-0
North Dakota	0-1	0-1	0-0	0-0
Oregon	0-1	0-0	0-1	0-0
Portland State	0-1	0-0	0-1	0-0
Sacramento State	1-0	1-0	0-0	0-0
Sam Houston St.	1-0	1-0	0-0	0-0
Southern Utah	0-1	0-1	0-0	0-0
UC Davis	1-0	0-0	1-0	0-0
UNLV	0-1	0-0	0-1	0-0
Weber State	0-1	0-0	0-1	0-0
Totals	7-13	4-4	2-8	1-1

in the Northwest Division. Denver was the No. 8 seed in the Western Conference playoffs and lost in the first round. The previous year (2006-07), Denver finished the year with a 45-37 record and placed second in the Northwest Division. The Nuggets were the No. 6 seed in the Western Conference playoffs and lost in the first round to the NBA champion San Antonio Spurs.

Murphy spent eight years (1998-2006) in Tucson with Pastner on Lute Olson's staff at Arizona as a team manager, recruiting coordinator, administrative assistant, video coordi-

MURPHY'S YEAR-BY-YEAR - NORTHERN ARIZONA HEAD COACH

School	Year	Overall	Big Sky/Finish	Home	Away	Neutral
Northern Ariz.	2012-13	7-13	4-6	4-4	2-8	1-1

Prior to NAU - Murphy's Year-by-Year

Year	School/Team	Position	Record	Postseason	Conference/Division
2011-12	Memphis	Assistant Coach	26-9	NCAA Tournament	Champions
2010-11	Memphis	Assistant Coach	25-10	NCAA Tournament	4th Place
2009-10	Memphis	Assistant Coach	24-10	NIT	2nd Place
2008-09	Denver	Advance Scout	54-28	Conference Finals	Champions
2007-08	Denver	Advance Scout	50-32	First Round	2nd Place
2006-07	Denver	Advance Scout	45-37	First Round	2nd Place
2005-06	Arizona	Staff	20-13	NCAA Tournament	4th Place
2004-05	Arizona	Staff	30-7	NCAA Tournament	Champions
2003-04	Arizona	Staff	20-10	NCAA Tournament	3rd Place
2002-03	Arizona	Staff	28-4	NCAA Tournament	Champions
2001-02	Arizona	Staff	24-10	NCAA Tournament	2nd Place
2000-01	Arizona	Staff	28-8	NCAA Tournament	2nd Place
1999-00	Arizona	Staff	27-7	NCAA Tournament	Champions
1998-99	Arizona	Staff	22-7	NCAA Tournament	2nd Place

INDIVIDUAL PLAYER BIO UPDATES

#20 GAELLAN BEWERNICK

F, 6-6, 215, So.-1L*
Los Angeles, Calif. (Manual Arts)

ACADEMIC NOTES: Majoring in management...2011 Golden Eagle Scholar-Athlete recipient ...Member of the Honor Roll and received the Purple Ribbon.

CAREER NOTES: Seen action in 48 games...Has three career double-doubles...Recorded nine games in double figures.

2012-13 (SOPHOMORE): Started all 19 games played (18 straight)...Averaging 6.3 ppg and 5.8 rpg...Ranks 11th in the Big Sky in rebounding (5.8)...Set career-high with 14 rebounds at Idaho State...Scored a career-high tying 14 points at Portland State...Also totaled 13 points two times among four double-digit games...Had 13 points and nine rebounds against Campbell and notched 13 points against Montana State...Recorded a 12 rebounds against Sam Houston State...Sat out the UNLV game with an ankle sprain.

#20 Bewernick's Career Bests

Points	14	vs. Northern N. Mexico (11/18/11)
	14	vs. UC Davis (2/18/12)
	14	at Portland State (1/12/13)
	13	vs. Campbell (11/24/12)
	13	vs. Montana State (12/17/12)
Rebounds	12	vs. Portland State (2/4/12)
	14	at Idaho State (1/19/13)
	13	vs. UC Davis (2/18/12)
	12	vs. Sam Houston State (12/1/12)
	11	vs. Northern N. Mexico (11/18/11)
	10	vs. Portland State (2/4/12)
	10	vs. Weber State (2/9/12)
Assists	3	vs. Portland State (2/4/12)
Blocks	2	vs. Arizona Christian (11/18/11)
	2	vs. BYU (11/30/11)
Steals	3	vs. North Dakota State (11/13/11)
	3	vs. Southern Utah (1/5/13)
	3	at Portland State (1/12/13)

#20 Bewernick's Season Bests

Points	14	at Portland State (1/12/13)
	13	vs. Campbell (11/24/12)
	13	vs. Montana State (12/17/12)
	11	vs. North Dakota (1/26/13)
Rebounds	14	at Idaho State (1/19/13)
	12	vs. Sam Houston State (12/1/12)
	9	vs. Campbell (11/24/12)
Assists	2	Four times
Blocks	3	at UC Davis (11/18/12)
Steals	3	vs. Southern Utah (1/5/13)
	3	at Portland State (1/12/13)

#2 MICHAEL DUNN

G, 6-0, 180, Sr.-2L*
Chandler, Ariz. (Chandler)

ACADEMIC NOTES: Majoring in psychology.

2012-13 (SENIOR): Seen action in all 20 games with eight starts ...Averaging 5.7 ppg and 2.4 rpg...Recorded five of 11 best single-game scoring performances in his career this season...Hit double figures five times this season...Made game-winning basket at the buzzer to defeat Northern Colorado on Jan. 24...Reset career high with 17 points at BYU on 7-of-9 performance from the field...Also posted games with 13 points at Oregon and 11 points at UNLV and Eastern Washington...Had at least one steal in 13 of 19 games...Recorded a career-high tying four steals against Sacramento State...Had four or more rebounds six times.

#2 Dunn's Career Bests

Points	17	at BYU (12/27/12)
	16	at Portland State (1/5/12)
	14	at Idaho State (1/21/12)
	13	vs. Arizona Christian (11/18/11)
	13	at Weber State (1/19/12)
	13	vs. Northern Colorado (1/30/12)
	13	at Oregon (11/10/12)
	11	vs. Louisiana (11/11/11)
	11	vs. Portland State (2/4/12)
	11	at UNLV (11/12/12)
	11	at Eastern Washington (1/10/13)
	10	vs. Southern Utah (1/5/13)
Rebounds	9	vs. Northern Colorado (1/30/12)
	9	vs. Weber State (2/9/12)
Assists	6	vs. Northern N. Mexico (11/22/11)
Blocks	3	at Eastern Washington (1/10/13)
Steals	4	vs. Montana State (1/14/12)
	4	vs. Sacramento State (1/3/13)

#2 Dunn's Season Bests

Points	17	at BYU (12/27/12)
	13	at Oregon (11/10/12)
Rebounds	5	Three times, last at UC Davis (11/18/12)
Assists	5	vs. Campbell (11/24/12)
Blocks	3	at Eastern Washington (1/10/13)
Steals	4	vs. Sacramento State (1/3/13)

#42 EPHRAIM EKANEM

F, 6-7, 230, Sr.-1L
Chino, Calif. (Ontario Christian/
Irvine Valley CC)

Pronounced.....ee-frum EE-CAN-um

ACADEMIC NOTES: Studying health science to become a physical therapist.

CAREER NOTES: Seen action in 47 games with 23 starts...Posted double digits seven times in career.

2012-13 (SENIOR): Seen action in all 20 games with seven starts...Averaging 3.1 ppg and 2.7 rpg...Scored in 15 of 20 games on the season...Shooting 45.8 percent from the floor...Tied career high with eight rebounds at BYU...Tied his career high with 12 points against UC Davis...Had six points off the bench against Montana.

#42 Ekanem's Career Bests

Points	12	at Weber State (1/19/12)
	12	at UC Davis (11/18/12)
	11	vs. Arizona Christian (11/18/11)
	10	vs. Louisiana (11/11/11)
	10	vs. Montana State (1/14/12)
Rebounds	8	vs. Pepperdine (12/7/11)
	8	vs. Portland State (2/4/12)
	8	at BYU (12/27/12)
	7	at UC Davis (11/18/12)
	6	Four times
Assists	1	Seven times
Blocks	2	vs. Sam Houston State (12/1/12)
	2	vs. Sacramento State (1/3/13)
Steals	3	at Idaho State (1/21/12)

#42 Ekanem's Season Bests

Points	12	at UC Davis (11/18/12)
Rebounds	8	at BYU (12/27/12)
	7	at UC Davis (11/18/12)
Assists	1	Two times
Blocks	2	vs. Sam Houston State (12/1/12)
	2	vs. Sacramento State (1/3/13)
Steals	2	vs. Sacramento State (1/3/13)

#23 LUIS FLORES

G, 6-3, 175, Sr.-2L*
Scottsdale, Ariz. (Coronado)

ACADEMIC NOTES: Majoring in bio-medical science with a minor in chemistry...2010 and 2011 Golden Eagle Scholar-Athlete recipient...Nominee for 2010-11 and 2011-12 Capital One Academic All-District honors...2010-11 NABC Honor Court selection.

2012-13 (SENIOR): Seen action in nine games...Had a season-high nine points at Colorado on a career-high tying three three-pointers in a season-high 11 minutes.

2011-12 (JUNIOR): Saw action in 23 games with three starts...Averaged 1.3 points and 0.6 rebounds per game...Scored in seven games...Had season-high nine points against Arizona Christian...Made first career start against Northern New Mexico, scoring six points...Made 8-of 18 attempts beyond the arc (44.4%).

#23 Flores' Career Bests

Points	11	vs. Northern N. Mexico (12/30/09)
Rebounds	3	at New Mexico (12/16/09)
	3	vs. Arizona Christian (11/18/11)
Assists	3	vs. Bethany (12/4/10)
	3	vs. Northern N. Mexico (11/22/11)
3-Pointers	3	vs. Arizona Christian (11/18/11)
	3	at Colorado (12/21/12)
Blocks	0	
Steals	2	vs. Northern N. Mexico (12/30/09)

#23 Flores' Season Bests

Points	9	at Colorado (12/21/12)
Rebounds	2	at Eastern Washington (1/10/13)
Assists	1	at Oregon (11/10/12)
3-Pointers	3	at Colorado (12/21/12)
Blocks	0	
Steals	1	Two times

#33 MAX JACOBSEN

F, 6-8, 230, Jr.-1L*
Lake Oswego, Ore. (Lake Oswego/Portland St./Clackamas CC)

ACADEMIC NOTES: Majoring in electrical engineering at NAU...Named to Portland State Dean's List.

2012-13 (SENIOR): Seen action in all 20 games with 13 starts (12 straight)...Averaging 8.6 ppg and 4.6 rpg...Shooting 60.0 percent from the floor, the second-best mark in the Big Sky...Scored in 18 of 20 games...Reset career high for points three times on the season while recording top seven scoring games of career overall...Posted eight games in double figures...Had a career-high 22 points against Montana State in the Big Sky opener...Totaled 18 points at Weber State with seven boards...Recorded first career double-double with 10 points and career-high 10 rebounds against Loyola Marymount...Scored a then career-best 11 points vs. Campbell...First reset his career high with 10 points at Oregon in season opener...Also has posted single-game career bests for assists, blocks and steals.

#33 Jacobsen's Career Bests

Points	22	vs. Montana State (12/17/12)
	18	at Weber State (1/17/13)
	16	vs. Southern Utah (1/5/13)
	14	at Portland State (1/12/13)
	11	vs. Campbell (11/24/12)
	10	at Oregon (11/10/12)
	10	vs. Loyola Marymount (12/5/12)
	10	at Colorado (12/21/12)
Rebounds	10	vs. Loyola Marymount (12/5/12)
Assists	3	vs. UC Davis (11/18/12)
	3	at Portland State (1/12/13)
Blocks	2	vs. UC Davis (11/18/12)
Steals	2	Four times

#33 Jacobsen's Season Bests

Points	22	vs. Montana State (12/17/12)
	16	vs. Southern Utah (1/5/13)
	14	at Portland State (1/12/13)
	11	vs. Campbell (11/24/12)
	10	at Oregon (11/10/12)
	10	vs. Loyola Marymount (12/5/12)
	10	at Colorado (12/21/12)
Rebounds	10	vs. Loyola Marymount (12/5/12)
Assists	3	vs. UC Davis (11/18/12)
	3	at Portland State (1/12/13)
Blocks	2	vs. UC Davis (11/18/12)
Steals	2	Four times

#40 BEN OLAYINKA

F, 6-7, 218, Sr.-1L
Corvallis, Ore. (Corvallis/Big Bend CC)

ACADEMIC NOTES: Majoring in electrical engineering.

2012-13 (SENIOR): Saw action in five games...Left the program following the holiday break to pursue internship opportunity.

2011-12 (JUNIOR): Saw action 25 games with three starts...Averaged 1.8 points per game and 1.9 rebounds per game...Made first career start at Portland State, scoring six points and tying career-high with six boards...Had a season-high seven points and six boards in Big Sky debut against Sacramento State...Added seven off the bench against Montana State with a season-high tying two blocks.

#40 Olayinka's Season Bests

Points	7	vs. Sacramento State (12/29/11)
	7	vs. Montana State (1/14/12)
Rebounds	6	vs. Sacramento State (12/29/11)
	6	at Portland State (1/5/12)
Assists	2	vs. Northern N. Mexico (11/22/11)
Blocks	2	at San Francisco (11/12/11)
	2	vs. Montana State (1/14/12)
Steals	1	Two times, last vs. Sacramento State (12/29/11)

#40 Olayinka's Season Bests

Points	4	vs. Campbell (11/24/12)
Rebounds	2	vs. Campbell (11/24/12)
Assists	0	
Blocks	2	vs. Jacksonville State (11/23/12)
Steals	0	

#11 GABE ROGERS

G, 6-2, 175, Sr.-3L*
Houston, Texas (Klein Forest)

ACADEMIC NOTES: Majoring in criminology and criminal justice with a minor in sociology.

FUN FACTS: One of four players from high school team to sign with Division I school: Chris Hines (Utah), Elliott Lloyd (Northern Colorado) and Toure' Murry (Wichita State).

CAREER NOTES: Third-leading active scorer in the Big Sky Conference...Became the 26th player in school history to score 1,000 or more points...Has 1,176 career points entering the SUU game, the 16th-best total in school history...Seen action in 97 games with 81 starts...Made 201 three-pointers in his career, the fourth-best total in school history and 14th-best in Big Sky history...Shooting 37.3 percent for his career beyond the arc...Made at least one three-pointer in 79 of 97 career games.

2012-13 (SENIOR): Started all 20 games...Averaging 16.4 points per game, the best mark in the Big Sky Conference...Ranks second in the league and 76th in Division I in three-pointers made per game (2.5)...Scored in double figures in 15 games with seven games of 20 or more points...Reset career-high with 35 points against North Dakota, earning Big Sky Conference Co-Player of the Week honors...Tallied a then season-high 28 points in win over North Dakota on Jan. 24, the fourth-best scoring game of his career...Scored 1,000th career point at home at home against Montana...Named to Global Sports Classic All-Tournament team...Had 27 points at UC Davis...Scored 22 points against Jacksonville State, Loyola Marymount and at Idaho State...Tallied 23 points in home game against Southern Utah.

NAU All-Time Leading Scorers

1. Cameron Jones (07-11).....1,643
2. Kelly Golob (02-06)1,550
3. Andy Hurd (82-86).....1,533
4. Ross Land (96-00).....1,525
5. Ruben Boykin, Jr. (04-07) ..1,378
6. Dan McClintock (96-00).....1,363
7. Willie Nash (62-66)1,351
8. James Plump (66-69)1,349
9. Steve Williams (88-92)1,341
10. Bill Aaron (56-60).....1,314
11. Walter Mannon (68-72)1,296
12. Ryan McDade (99-03)1,284
13. Kyle Landry (04-08).....1,274
14. Wiley Horton (56-60)1,250
15. Nate Payne (72-75)1,246
- 16. Gabe Rogers (2009-12)1,176**
17. David Henson (75-79)1,174
18. Don Buttrum (58-62)1,161
19. Bill Lewis (52-56).....1,141
20. Frank Turley (52-56)1,090

#11 Rogers' Career Bests

Points	35	vs. North Dakota (1/26/13)
	31	at Pepperdine (11/28/10)
	29	vs. Eastern Washington (2/16/11)
	28	vs. Northern Colorado (1/24/13)
	27	at Northern Colorado (2/26/11)
	27	at UC Davis (11/18/12)
	26	at CSU-Bakersfield (12/11/10)
	25	vs. Idaho State (2/11/12)
	23	vs. Southern Utah (1/5/13)
	22	at Northern Colorado (3/8/11)
	22	vs. Jacksonville State (11/23/12)
	22	vs. Loyola Marymount (12/5/12)
	22	at Idaho State (1/19/13)
	21	at Weber State (2/11/10)
	20	vs. Portland State (2/18/10)
	20	at Sacramento State (2/25/10)
	20	at USC (12/11/10)
	20	vs. Idaho State (1/6/11)
Rebounds	6	at USC (12/11/10)
3-Pointers	7	at Pepperdine (11/28/10)
	6	at USC (12/11/10)
	6	vs. Loyola Marymount (12/5/12)
	5	at Colorado State (12/20/09)
	5	at Creighton (11/14/10)
	5	vs. Idaho State (1/6/11)
	5	at Weber State (2/10/11)
	5	at Northern Colorado (2/26/11)
	5	vs. Montana (12/19/12)
Assists	10	vs. Southwestern (11/13/09)
Blocks	1	at Sacramento State (1/24/11)
	1	at Northern Colorado (12/31/11)
	1	vs. Sacramento State (1/3/13)
Steals	3	vs. Weber State (1/9/10)
	3	at Idaho State (2/13/10)
	3	at Montana State (12/31/10)
	3	vs. Motnana (1/12/12)
	3	at UC Davis (11/18/12)

#11 Rogers' Season Bests

Points	35	vs. North Dakota (1/26/13)
	28	vs. Northern Colorado (1/24/13)
	27	at UC Davis (11/18/12)
Rebounds	4	at UNLV (11/12/12)
	4	at Weber State (1/17/13)
Assists	5	vs. Campbell (11/24/12)
Blocks	1	vs. Sacramento State (1/3/13)
Steals	3	at UC Davis (11/18/12)

Big Sky All-Time Three-Pointers Made Leaders

Name, School Seasons GP 3A.....	3M
1. Ross Land, N. Arizona (4) 1996-00 117 664	308
2. Kelly Golob, N. Arizona (4) 2002-06 118 724	295
3. Stephen Sir, N. Arizona (3) 2004-07 79 571	276
4. Danny Sprinkle, Montana St. (4) 1994-99 112 628	263
5. Damian Lillard, Weber State (3) 2008-12 103 630	246
6. John Hamilton, Weber State (4) 2000-04 119 594.....	241
7. Loren Leath, Sacramento St. (4) 2005-09 112 678	240
8. Devon Beitzel, N. Colorado (4) 2007-11 116 584	235
9. Kevin Criswell, Montana (4) 2002-06 119 632	218
10. Matt Martin, Montana (4) 2005-08 122 569	214
11. David Schroeder, Idaho St. (4) 2002-07 88 490	211
12. Ryan Staudacher, Montana (4) 2006-10 118 654	208
13. Brian Towne, Portland St. (3) 1996-99 81 494.....	206
14. Gabe Rogers, Northern Arizona (4) 2009-12 531.....	201

#21 STALLON SALDIVAR

G, 6-0, 185, Sr.-3L

Salt Lake City, Utah (Judge Memorial)

2012-13 Bob Cousy Award Candidate

ACADEMIC NOTES: Majoring in business economics...2010 Golden Eagle Scholar-Athlete recipient...Earned scholar-athlete awards in basketball in high school.

FUN FACTS: Played on a sixth-grade AAU team coached by NBA Hall of Famer John Stockton and former Phoenix Sun and Utah Jazz standout Jeff Hornecek.

CAREER NOTES: Two-time Bob Cousy Point Guard of the Year Award Preseason Watch candidate...National Mid-Major Men's Basketball Player of the Week and Big Sky Player of the Week (College Sports Madness, Dec. 19, 2011)...Led the Big Sky in assists as a sophomore (5.4, 31st in the nation) and ranked third as a junior (4.9, 66th in the nation)...Big Sky Conference active assist leader, while ranking third in steals (84) and fourth in rebounds (327)...Seen action in 108 games with 77 starts...Recorded 452 assists in his career, ranking second on NAU career charts and ninth in Big Sky Conference history...4.1 assists per game average ranks eighth in school history.

2012-13 (SENIOR): Bob Cousy Point Guard of the Year Award Preseason Watch candidate...Seen action in 19 games with 14 starts (12 straight)...Averaging 5.8 points, 5.2 rebounds and 4.2 assists per game...Ranks second in the Big Sky in assists, fifth in assist-to-turnover ratio (2.0), 15th in rebounding (5.2), 8th in steals (1.3) and fifth in defensive rebounding (4.5)...Recorded 13 games with five or more rebounds...Had a career-high nine boards with eight points, four assists and three steals against BYU in Utah Homecoming...Grabbed eight rebounds against Montana on Dec. 19...Scored a season-high 12 points against Montana State on Dec. 17...Added 11 points against Sam Houston State...Had a season-high eight assists against

Southern Utah and seven assists against Loyola Marymount.

NAU SINGLE GAME ASSISTS

1. Tom DeBerry (75-76) 16 vs. Portland St.
 2. Adam Lopez (00-01) 15 vs. Colgate
 3. Greg Henderson (77-78) 14 vs. Grand Canyon
 3. Harry Payne (86-87) 14 vs. Concordia
 3. Josh Wilson (06-07) 14 at E. Washington
 - 6. Stallon Saldivar (10-11) 13 vs. Idaho State**
 6. Kawika Akina (98-99) 13 vs. St. Bonaventure
 6. Adam Lopez (00-01) 13 at Cal Poly
 6. Kyle Feuerbach (04-05) 13 at Sacramento St.
 6. Josh Wilson (05-06) 13 vs. Portland State
 11. Harry Payne (85-86) 12 vs. Montana State
 12. Harry Payne (86-87) 12 vs. Brooklyn
 - 13. Stallon Saldivar (10-11) 11 vs. Ala. State**
 - 13. Stallon Saldivar (10-11) 11 vs. Montana**
- Five players at 11

NAU CAREER ASSISTS

- | | |
|---|------------|
| 1. Josh Wilson (05-09) | 636 |
| 2. Stallon Saldivar (2009-Pres.) | 452 |
| 3. Harry Payne (83-87) | 435 |
| 4. Jeff Altman (81-85) | 427 |
| 5. Kyle Feuerbach (2001-05) | 411 |

#21 Saldivar's Career Bests

Points	24	at Arizona State (12/17/11)
	17	vs. Arizona Christian (11/18/11)
	16	vs. CSU Bakersfield (12/10/11)
	12	vs. Montana State (12/17/12)
	12	at Weber State (1/17/13)
	11	vs. Air Force (12/22/10)
	11	vs. N. New Mexico (11/22/11)
	11	vs. Sam Houston State (12/11/12)
	10	at Kennesaw State (11/22/10)
	10	vs. Pepperdine (12/7/11)
	10	at Idaho State (1/21/12)
	10	vs. Eastern Washington (2/2/12)
Rebounds	9	at BYU (12/27/12)
	8	vs. Montana (12/19/12)
	8	at Portland State (1/12/13)
	7	vs. Northern Colorado (1/31/11)
	7	vs. Portland State (3/2/11)
	7	at Loyola Marymount (11/26/11)
	7	at Oregon (11/10/12)
	7	at Eastern Washington (1/10/13)
	6	vs. Montana (2/5/11)
	6	at Pepperdine (11/28/10)
	6	at San Francisco (11/12/11)
	6	vs. Campbell (11/24/12)
	6	vs. Loyola Marymount (12/5/12)
3-Pointers	6	at Arizona State (12/17/11)
	2	at San Diego State (11/28/09)
	2	at Kennesaw State (11/22/10)
	2	Four times in 2011-12
	2	at BYU (12/27/12)
Assists	13	vs. Idaho State (1/6/11)
	11	vs. Alabama State (11/16/10)
	11	vs. Montana (2/5/11)
	9	at Pepperdine (11/28/10)
	9	vs. Arizona Christian (11/18/11)
	9	at Arizona State (12/17/11)
	8	at Creighton (11/14/10)
	8	at Portland State (1/22/11)
	8	Portland State (3/2/11)
	8	vs. N. New Mexico (11/22/11)
	8	vs. Eastern Washington (2/2/12)
	8	vs. Southern Utah (1/5/13)
	7	Eight times, last vs. North Dakota (1/26/13)
Blocks	1	Four times
Steals	4	vs. Southern Utah (1/5/13)

Saldivar's Season Bests

Points	12	vs. Montana State (12/17/12)
	12	at Weber State (1/17/13)
Rebounds	9	at BYU (12/27/12)
3-Pointers	2	at BYU (12/27/12)
Assists	8	vs. Southern Utah (1/5/13)
	7	vs. Loyola Marymount (12/5/12)
	7	vs. North Dakota (1/26/13)
Blocks	1	at Eastern Washington (1/10/13)
Steals	4	vs. Southern Utah (1/5/13)

Big Sky All-Time Assist Leaders

1. Kevin Soares, Nevada (4) 1988-92	716
2. Mark Mattos, Weber State (4) 1976-80	642
3. Josh Wilson, Northern Arizona (4) 2005-09	636
4. Markus Carr, Cal State Northridge (3) 1999-01	619
5. Scott Hatler, Montana State (4) 1992-96	601
6. Steve Connor, Boise State (4) 1974-78	502
7. DaShawn Freeman, Sacramento St. (4) 2002-06	501
8. Billy Allen, Nevada (2) 1981-83	468
9. Stallon Saldivar, Northern Arizona (4), 2009-12	452
10. Harry Payne, Northern Arizona (4) 1984-87	435
Travis DeCuire, Montana (3) 1992-94	435
12. Shane Christensen, Montana (4) 1999-02	431
13. Craig Finberg, Montana State (4) 1975-79	428
14. Jeff Altman, Northern Arizona (4) 1981-85	427
15. Ronn McMahan, E. Washington (3) 1987-90	421
16. Scott Zanon, Montana (4) 1983-87	411
17. Kyle Feuerbach, Northern Arizona (4) 2001-05	411
18. Deon Williams, E. Washington (3) 1997-00	408
19. Chris Childs, Boise State (4) 1985-89	392

#30 BRYCE GOSAR

G, 6-1, 178, Fr.-HS
Phoenix, Ariz. (Sunnyslope)

ACADEMIC NOTES: Plans to study physical therapy...Had a 3.6 grade point average and ranked among the top 20 percent in his high school class.

2012-13 (FRESHMAN): Saw action in five games...Made collegiate debut against UNLV on Nov. 12...Left the program following holiday break.

HIGH SCHOOL: A 2012 graduate of Sunnyslope High School...Played for Ray Portela...Averaged 21.6 points per game last season in helping the Vikings to a 21-8 record...Named to the 2012 All-Arizona Division II second team as selected by *The Arizona Republic*...Two-time all-region selection...Named to *Arizona Republic's* High School All-Metro first-team in 2011 and 2012... Unanimous selection as Glendale Union High School District Player of the Year in 2011 and 2012...Also chosen to the all-state honorable mention team as selected by the *Arizona Republic*...2011 Judy Dixon Holiday Tournament Most Valuable Player...Two-time Arrowhead Thanksgiving all-tournament team selection...Helped team to 2010 state championship runner-up finish... Named school's most valuable player as a junior and senior and offensive player of the year in 2010 and 2011...Scored career-high 44 points against Washington...Made a career-best 18 free throws in a row...Also was captain and starter on football team in 2011.

#30 Gosar's Season Bests

Points	0
Rebounds	1 vs. Sam Houston State (12/1/12)
Assists	1 at UNLV (11/12/12)
Blocks	0
Steals	0

#1 BLAKE HAMILTON

G/F, 6-5, 190, Fr.-HS
Pasadena, Calif. (Pasadena)

ACADEMIC NOTES: Plans to study physical therapy...Had a 3.33 grade point average in high school.

2012-13 (FRESHMAN): Seen action in 10 games for 9.8 minutes per game...Averaging 4.3 points and 1.2 rebounds...Scored a season-high 11 points at Arizona.

HIGH SCHOOL: A 2012 graduate of Pasadena High School...Played for Tim Tucker...Named a Pasadena Star News All-Area selection after scoring 18.8 points per game, while grabbing 11.7 rebounds with four blocks per game as a senior...Scored 25 points with six rebounds, four steals and three assists in a second round state playoff game, following it up with 22 points in the next contest...Helped his team to the CIF-Southern Section Division 3AAA state title.

#1 Hamilton's Season Bests

Points	11	at Arizona (11/28/12)
Rebounds	3	at Arizona (11/28/12)
Assists	3	at UC Davis (11/18/12)
Blocks	1	at UC Davis (11/18/12)
Steals	1	Two times

#34 JORDYN MARTIN

F, 6-7, 210, Fr.-HS
Las Vegas, Nev. (Palo Verde)

ACADEMIC NOTES: Major is undecided...Plans to study in the medical field...Earned Scholar Athlete and Principal's Awards and was a member of the Student Council.

2012-13 (FRESHMAN): Seen action in all 20 games...Averaging 2.4 points and 2.9 rebounds...Scored in 11 of 20 games on the season...Notched a season-high six points four times...Scored four points in win at Idaho State on Jan. 19, including two late free throws...Had a season-high eight rebounds against Loyola Marymount in 32 minutes...Played a season-high 33 minutes in hometown game at UNLV, scoring six points.

HIGH SCHOOL: A 2012 graduate of Palo Verde High School...Played for former NAU player and assistant Jermone Riley...Helped team to the Sunset Regional title game, averaging 11 points and nine rebounds as a senior...Received the Fab 5 Most Valuable Player Award...Named second-team all-conference...Also played volleyball, earning first-team all-conference honors.

#34 Martin's Season Bests

Points	6	Four times, last vs. Montana State (12/17/12)
Rebounds	8	vs. Loyola Marymount (12/5/12)
Assists	3	vs. Loyola Marymount (12/5/12)
Blocks	2	vs. Jacksonville State (11/23/12)
Steals	1	four times

#12 DEWAYNE RUSSELL

G, 5-11, 155, Fr.-HS
Peoria, Ariz. (Peoria)

ACADEMIC NOTES: Major is undecided...Posted a 3.0 grade point average.

2012-13 HONORS: Named to the Collegehoopsdaily.com All-Big Sky team for the first half of the season...Named Big Sky Player of the Week (Nov. 20).

2012-13 (FRESHMAN): Seen action in all 20 games with 19 starts (19 straight)...Averaging 15.7 points per game and 3.5 assists...Ranks third in the Big Sky in scoring and 10th among all freshmen in Division I (as of 1/28)...Ranks among top 16 in the Big Sky in seven different categories...Ranks 6th in assists (3.5), 16th in free throw percentage (76.4), 2nd in steals (1.9), 9th in 3-pt field goals made (1.6), 10th in assist-to-turnover ratio (1.1) and 6th in minutes played (33.2)...Seventh best freshman in the country in steals (1.9) and 81st overall in Division I...Shooting 42.2 percent from the field and 36.4 percent from beyond the arc...Scored in double figures in 18 of 20 games (BYU, North Dakota) with four games of 20 or more points...Had a season-high 25 points at UC Davis, earning Big Sky Player of the Week on Nov. 20 for his performance...Went 8-for-12 from the field with five three-pointers, six assists and two steals...Tied career-high with 25 points against Sacramento State on Jan. 3...Snatched seven steals at Eastern Washington on Jan. 10, tied for fourth-best single game total in school history and are the most by a Lumberjack since 2003 (Ryan McDade)...Went 9-for-9 at the line at UNLV (one of 18 games with 9 or more attempts without a miss in a game in school history), had a 9-for-10 performance against Sam Houston State and went 11-for-12 against Sacramento State (made first 11)...Longest streak was 18 straight to open his career over first four games.

HIGH SCHOOL: A 2012 graduate of Peoria High School...Named *The Arizona Republic's* Big School (Divisions I-II) Boys Basketball Player of the Year and to the All-Arizona Division II first-team...Averaged an Arizona-best 27 points per game to lead his team to a 27-3 record and state Division II title under coach Michael Serwa...Also averaged 5.4 assists, 3.9 rebounds and 3.8 steals while making 66 percent of his three-pointers on the season.

#12 Russell's Season Bests

Points	25	at UC Davis (11/18/12)
	25	vs. Sacramento State (1/3/13)
	23	vs. Loyola Marymount (12/5/12)
	22	vs. Sam Houston State (12/1/12)
Rebounds	8	vs. Montana State (12/17/12)
3-Pointers	5	at UC Davis (11/18/12)
	4	vs. Sacramento State (1/3/13)
FT Made	11	vs. Sacramento State (1/3/13)
	9	Two times
FT Att	13	vs. Montana State (12/17/12)
	12	vs. Sacramento State (1/3/13)
Assists	6	at UC Davis (11/18/12)
	6	vs. Loyola Marymount (12/5/12)
Blocks	1	Three times
Steals	7	at Eastern Washington (1/10/13)
	8	

Top Scoring Freshmen in Division I (As of 1/28)

1. Anthony Bennett, UNLV	18.4
2. Shabazz Mohammad, UCLA	18.2
3. John Brown, High Point	17.5
4. Joel Wright, Texas State	17.5
5. Jahii Carson, Arizona State	17.3
6. Ben McLemore, Kansas	16.2
7. Shawn Long, La-Lafayette	16.0
8. R.J. Hunter, Georgia State	16.0
9. Jordan Reed, Binghamton	15.8
10. DeWayne Russell, NAU	15.7
11. Lester Wilson, E. Tennessee St.	15.5
12. Jordan Adams, UCLA	15.3
13. Semaj Christon, Xavier	14.9
14. Terry Rose, Grambling	14.9

LEN SPRINGS

F/C, 6-10, 220, Jr.-Tr
Compton, Calif. (La. Trade Tech.)

ACADEMIC NOTES: Plans to study business...Posted a 3.0 grade point average.

2012-13: Redshirting.

PRIOR TO NAU: Transfer from Los Angeles Trade Technical College...Averaged six points, 11 rebounds and three blocks as a sophomore for Coach Richard Wells...Played his freshman season at El Camino College...Played in nine games, posting averages of 2.9 points, 4.3 rebounds and 1.2 blocks per game.

HIGH SCHOOL: A 2010 graduate of Susan Miller Dorsey High School...Scored seven points per game and grabbed 13 rebounds per contest under the direction of Kevin Gibson.

2012-13 Northern Arizona Box Scores

Official Basketball Box Score -- Game Totals -- Final Statistics

Northern Arizona vs Oregon
11/10/12 4:30 PM at Eugene, Ore. (Matthew Knight Arena)

Northern Arizona 73 • 0-1

#	Player	Total			3-Ptr			Rebounds			PF	TP	A	TO	Blk	Stl	Min
		FG-FGA	FG-FGA	FT-FTA	FG-FGA	FG-FGA	FT-FTA	Off	Def	Tot							
20	Bewernick, Gaellan	f	3-5	0-1	1-2	3	1	4	3	7	1	1	0	1	20		
42	Ekanem, Ephraim	f	2-5	0-0	0-0	3	2	5	3	4	1	0	0	0	17		
42	Dunn, Michael	g	4-13	3-9	2-4	0	5	5	4	13	2	1	1	1	31		
11	Rogers, Gabe	g	3-13	2-9	0-0	1	2	3	3	8	4	5	0	2	33		
21	Saldivar, Stallon	g	3-7	1-3	1-2	1	6	7	4	8	4	1	0	0	30		
01	Hamilton, Blake		1-4	1-1	1-2	0	2	2	2	4	0	3	0	0	12		
12	Russell, Dewayne		6-12	3-5	0-0	0	2	2	0	15	3	4	0	2	19		
23	Flores, Luis		0-1	0-1	0-0	0	0	0	0	0	1	0	0	1	5		
33	Jacobsen, Max		5-8	0-0	0-0	3	2	5	3	10	0	1	0	0	23		
34	Martin, Jordyn		2-2	0-0	0-0	1	1	2	2	4	0	0	1	0	10		
50	Wahl, Nick		0-0	0-0	0-0	0	0	0	0	0	0	0	0	0	0+		
Team						1	0	1									
Totals			29-70	10-29	5-10	13	23	36	24	73	16	16	2	7	200		
FG % 1st Half: 14-31		45.2%	2nd half: 15-39		38.5%	Game: 29-70		41.4%	Deadball Rebounds								
3FG % 1st Half: 4-13		30.8%	2nd half: 6-16		37.5%	Game: 10-29		34.5%									
FT % 1st Half: 3-6		50.0%	2nd half: 2-4		50.0%	Game: 5-10		50.0%									

Oregon 83 • 1-0

#	Player	Total			3-Ptr			Rebounds			PF	TP	A	TO	Blk	Stl	Min
		FG-FGA	FG-FGA	FT-FTA	FG-FGA	FG-FGA	FT-FTA	Off	Def	Tot							
25	Singler, E.J.	f	4-11	1-4	3-6	2	6	8	0	12	3	2	0	0	27		
55	Woods, Tony	c	6-10	0-0	2-3	1	6	7	2	14	0	2	2	0	25		
01	Artis, Dominic	g	5-10	0-2	0-0	1	2	3	1	10	3	5	0	2	21		
21	Dotson, Darnayean	g	5-8	2-3	1-2	2	4	6	2	13	0	0	0	0	30		
24	Moore, Willie	g	2-4	0-1	3-4	2	0	2	0	7	2	1	0	3	20		
05	Richardson, Fred		1-2	1-1	0-0	0	1	1	0	3	0	0	0	0	8		
10	Loyd, Jonathan		0-1	0-1	4-5	0	2	2	0	4	1	1	0	1	21		
20	Austin, Waverly		3-6	0-0	0-0	2	3	5	4	6	0	5	0	0	11		
32	Carter, Ben		0-0	0-0	4-4	0	2	2	0	4	1	1	0	0	11		
33	Emory, Carlos		1-5	1-3	5-8	1	4	5	1	8	2	1	1	2	20		
40	Kuemper, Austin		1-1	0-0	0-0	0	1	1	1	2	0	0	0	0	6		
Team						1	0	1									
Totals			28-58	5-15	22-32	12	31	43	11	83	12	18	3	8	200		
FG % 1st Half: 14-30		46.7%	2nd half: 14-28		50.0%	Game: 28-58		48.3%	Deadball Rebounds								
3FG % 1st Half: 3-7		42.9%	2nd half: 2-8		25.0%	Game: 5-15		33.3%									
FT % 1st Half: 14-21		66.7%	2nd half: 8-11		72.7%	Game: 22-32		68.8%									

Officials: Gregory Nixon, Ken Ditty, Daryl Gelinas
Technical fouls: Northern Arizona-None. Oregon-None.
Attendance: 5768

Score by periods	1st	2nd	Total
Northern Arizona	35	38	73
Oregon	45	38	83

Last FG - NAU 2nd-00:20, ORE 2nd-00:00.
Largest lead - NAU by 1 2nd-05:44, ORE by 13 1st-02:26.

Score tied - 5 times.
Lead changed - 2 times.

Official Basketball Box Score -- Game Totals -- Final Statistics

Northern Arizona vs UNLV
11/12/12 7:00 PM at Tarkanian Court, Thomas & Mack Center

Northern Arizona 54 • 0-2

#	Player	Total			3-Ptr			Rebounds			PF	TP	A	TO	Blk	Stl	Min
		FG-FGA	FG-FGA	FT-FTA	FG-FGA	FG-FGA	FT-FTA	Off	Def	Tot							
42	EKANEM, Ephraim	f	0-0	0-0	0-0	0	1	1	2	0	2	0	0	0	8		
02	DUNN, Michael	g	3-6	1-3	4-5	0	5	5	2	11	4	3	0	2	35		
11	ROGERS, Gabe	g	4-21	3-11	2-2	0	4	4	1	13	0	2	0	0	33		
12	RUSSELL, DeWAYNE	g	3-9	1-3	9-9	0	1	1	4	16	3	6	0	1	38		
21	SALDIVAR, Stallon	g	0-1	0-0	0-0	0	1	1	0	0	0	0	0	0	6		
01	HAMILTON, Blake		2-13	0-2	2-4	1	0	1	2	6	0	1	0	1	20		
10	HEINE, Chris		0-0	0-0	0-0	0	0	0	0	0	0	0	0	0	1		
23	FLORES, Luis		0-0	0-0	0-0	0	0	0	0	0	0	0	0	0	5		
30	GOSAR, Bryce		0-1	0-1	0-0	0	0	0	0	0	1	0	0	0	1		
33	JACOBSEN, Max		1-4	0-0	0-0	3	0	3	4	2	0	0	0	1	20		
34	MARTIN, Jordyn		2-5	0-1	2-4	1	4	5	3	6	1	2	0	1	33		
Team						4	4	8									
Totals			15-60	5-21	19-24	9	20	29	19	54	9	18	0	6	200		
FG % 1st Half: 8-31		25.8%	2nd half: 7-29		24.1%	Game: 15-60		25.0%	Deadball Rebounds								
3FG % 1st Half: 5-16		31.3%	2nd half: 0-5		0.0%	Game: 5-21		23.8%									
FT % 1st Half: 2-3		66.7%	2nd half: 17-21		81.0%	Game: 19-24		79.2%									

UNLV 92 • 1-0

#	Player	Total			3-Ptr			Rebounds			PF	TP	A	TO	Blk	Stl	Min
		FG-FGA	FG-FGA	FT-FTA	FG-FGA	FG-FGA	FT-FTA	Off	Def	Tot							
15	BENNETT, Anthony	f	9-13	1-3	3-3	3	4	7	0	22	0	2	2	1	20		
43	MOSE, Mike	f	1-6	0-4	0-0	2	9	11	2	4	0	1	0	0	24		
03	MARSHALL, Anthony	g	6-6	2-2	0-0	0	3	3	2	14	6	2	1	2	25		
05	REINHARDT, Katin	g	4-12	2-8	4-4	0	3	3	3	14	4	1	0	2	33		
31	HAWKINS, Justin	g	2-7	1-3	0-0	2	4	6	4	5	1	0	2	2	25		
00	GOODMAN, Savon		5-9	0-2	1-2	2	3	5	4	11	2	2	1	1	16		
01	THOMAS, Quintrell		0-2	0-0	6-6	1	6	7	2	6	0	1	2	0	18		
11	LOPEZ-SOSA, Carlos		1-2	0-0	0-0	1	2	3	3	2	0	2	1	2	17		
12	CHEANEY, Barry		0-2	0-1	1-2	0	0	0	0	1	0	0	0	0	2		
13	DEJEAN-JONES, Bryce		5-7	3-4	2-4	0	2	2	2	15	3	6	0	1	20		
Team						2	2	4									
Totals			33-66	9-27	17-21	13	38	51	22	92	17	8	11	8	200		
FG % 1st Half: 16-32		50.0%	2nd half: 17-34		50.0%	Game: 33-66		50.0%	Deadball Rebounds								
3FG % 1st Half: 5-14		35.7%	2nd half: 4-13		30.8%	Game: 9-27		33.3%									
FT % 1st Half: 8-10		80.0%	2nd half: 9-11		81.8%	Game: 17-21		81.0%									

Officials: Bob Staffen, Verne Harris, Chris Rastatter
Technical fouls: Northern Arizona-None. UNLV-None.
Attendance: 18187

Score by periods	1st	2nd	Total
Northern Arizona	23	31	54
UNLV	45	47	92

Last FG - NAU 2nd-01:03, LV 2nd-01:40.
Largest lead - NAU None, LV by 40 2nd-05:20.

Points	In	Off	2nd	Fast	Bench
NAU	8	13	4	0	14
LV	42	22	19	21	35

Score tied - 0 times.
Lead changed - 0 times.

Official Basketball Box Score -- Game Totals -- Final Statistics

Northern Arizona vs UC Davis
11/18/12 2 p.m. at Davis, Calif.

Northern Arizona 85 • 1-2

#	Player	Total			3-Ptr			Rebounds			PF	TP	A	TO	Blk	Stl	Min
		FG-FGA	FG-FGA	FT-FTA	FG-FGA	FG-FGA	FT-FTA	Off	Def	Tot							
11	Rogers, Gabe	f	10-23	4-11	3-4	1	1	2	0	27	2	3	0	3	37		
20	Bewernick, Gaellan	f	2-6	1-1	0-1	4	3	7	0	5	2	2	3	0	34		
42	Ekanem, Ephraim	f	6-8	0-0	0-0	2	5	7	2	12	0	1	1	0	18		
02	Dunn, Michael	g	1-6	0-3	0-0	1	4	5	4	2	3	0	0	1	35		
12	Russell, Dewayne	g	8-12	5-8	4-4	0	4	4	4	25	6	1	0	2	35		
01	Hamilton, Blake		3-7	0-2	2-3	0	0	0	2	8	3	2	1	1	18		
33	Jacobsen, Max		3-4	0-0	0-0	1	2	3	1	6	3	2	2	2	18		
34	Martin, Jordyn		0-0	0-0	0-0	1	0	1	2	0	0	2	0	0	5		
Team						1	3	4									
Totals			33-66	10-25	9-12	11	22	33	15	85	19	11	7	9	200		
FG % 1st Half: 20-39		51.3%	2nd half: 13-27		48.1%	Game: 33-66		50.0%	Deadball Rebounds								
3FG % 1st Half: 7-15		46.7%	2nd half: 3-10		30.0%	Game: 10-25		40.0%									
FT % 1st Half: 4-5		80.0%	2nd half: 5-7		71.4%	Game: 9-12		75.0%									

UC Davis 82 • 0-2

2012-13 Northern Arizona Box Scores

Official Basketball Box Score -- Game Totals -- Final Statistics Northern Arizona vs Campbell 11/24/12 11:00 AM at Tarkanian Court, Thomas & Mack Center

Northern Arizona 70 • 2-3

#	Player	Total			3-Ptr			Rebounds			PF	TP	A	TO	Blk	Stl	Min
		FG-FA	FG-FGA	FT-FTA	FG-FA	FG-FGA	FT-FTA	Off	Def	Tot							
20	BEWERNICK, Gaellan	f	6-9	1-1	1-2	1	8	9	1	13	0	0	0	0	0	33	
42	EKANEM, Ephraim	f	1-1	0-0	0-0	0	0	0	0	2	0	0	0	0	11		
02	DUNN, Michael	g	1-3	1-1	0-0	0	4	4	0	3	5	2	0	0	30		
11	ROGERS, Gabe	g	5-15	3-9	0-0	0	3	3	0	13	5	4	0	2	34		
12	RUSSELL, DeWAYNE	g	5-11	2-6	1-2	0	3	3	13	5	2	0	1	37			
21	SALDIVAR, Stallon	g	2-3	1-2	0-0	0	6	6	0	5	4	0	0	20			
33	JACOBSEN, Max	g	4-5	0-0	3-4	1	2	3	2	11	0	3	0	19			
34	MARTIN, Jordyn	g	3-3	0-0	0-0	2	0	2	1	6	0	1	0	5			
40	OLAYINKA, Ben	g	2-2	0-0	0-2	2	0	2	1	4	0	1	0	11			
Team						1	1	2									
Totals			29-52	7-19	5-10	7	27	34	8	70	19	13	0	4	200		

FG % 1st Half: 15-27 55.6% 2nd half: 14-25 56.0% Game: 29-52 55.8%
3FG % 1st Half: 3-13 46.2% 2nd half: 1-6 16.7% Game: 7-19 36.8%
FT % 1st Half: 3-6 50.0% 2nd half: 2-4 50.0% Game: 5-10 50.0%

Campbell 62 • 2-5

#	Player	Total			3-Ptr			Rebounds			PF	TP	A	TO	Blk	Stl	Min
		FG-FA	FG-FGA	FT-FTA	FG-FA	FG-FGA	FT-FTA	Off	Def	Tot							
00	OLIVER, Antwon	f	0-1	0-0	0-0	1	1	2	1	0	0	1	0	0	6		
23	MCCARTER, Reco	f	4-11	3-8	0-0	1	2	3	11	0	2	0	1	32			
01	FREEMAN, Trey	g	6-10	0-1	3-3	0	2	2	0	15	7	3	0	29			
02	HOOKE, Darian	g	2-9	1-5	0-0	0	0	0	4	5	1	1	0	29			
04	WHITE, Darren	g	7-12	1-3	2-4	2	4	6	2	17	1	2	0	38			
15	HARRIS, Marvella	g	5-6	0-0	2-2	3	5	8	3	12	1	0	0	18			
20	RYAN, Andrew	g	1-4	0-3	0-0	0	0	0	0	2	1	0	0	8			
22	LEONARD, Darius	g	0-1	0-0	0-0	0	2	2	0	0	0	0	0	9			
35	MASON, D.J.	g	0-7	0-3	0-0	0	1	1	0	0	1	1	0	21			
Team						3	2	5									
Totals			25-61	5-23	7-9	10	19	29	13	62	12	10	0	5	200		

FG % 1st Half: 12-30 40.0% 2nd half: 13-31 41.9% Game: 25-61 41.0%
3FG % 1st Half: 3-11 27.3% 2nd half: 2-12 16.7% Game: 5-23 21.7%
FT % 1st Half: 1-2 50.0% 2nd half: 6-7 85.7% Game: 7-9 77.8%

Officials: Kelly Self, Mike Giarratano, Brent Meaux

Technical fouls: Northern Arizona-None. Campbell-None.

Attendance:

Global Sports Classic, Las Vegas

Score by periods	1st	2nd	Total
Northern Arizona	39	31	70
Campbell	28	34	62

Last FG - NAU 2nd-00:40, CAM 2nd-00:20.
Largest lead - NAU by 14 2nd-18:25, CAM None.

Score tied - 0 times.
Lead changed - 0 times.

	In	Off	2nd	Fast	Bench
Points	38	12	14	9	26
NAU	18	11	13	6	14
CAM					

Official Basketball Box Score -- Game Totals -- Final Statistics Sam Houston State vs Northern Arizona 12/1/12 4:35 p.m. at Walkup Skydome

Sam Houston State 60 • 3-5

#	Player	Total			3-Ptr			Rebounds			PF	TP	A	TO	Blk	Stl	Min
		FG-FA	FG-FGA	FT-FTA	FG-FA	FG-FGA	FT-FTA	Off	Def	Tot							
24	Motley, Terrance	f	5-11	0-0	3-4	5	6	11	3	13	0	1	1	0	25		
01	Gatson, Darius	g	3-11	0-4	0-0	2	1	3	4	6	0	2	0	1	24		
02	McKinney, Marquel	g	3-6	1-2	0-0	4	0	4	2	7	1	2	0	1	22		
11	Gatlin, DeMarcus	g	4-8	0-1	6-7	4	2	6	1	14	2	0	1	0	25		
32	Bond, Will	g	0-5	0-4	0-0	0	2	2	1	0	1	0	0	1	20		
04	Williams, Erik	g	3-12	3-10	0-0	0	5	5	0	9	0	0	0	0	22		
05	Harwell, Aaron	g	2-5	0-0	0-0	0	1	1	2	4	3	1	0	0	13		
10	McKay, Jeremy	g	0-3	0-3	0-0	0	1	1	1	0	0	1	0	0	8		
21	Baxter, Paul	g	1-2	0-0	0-0	0	3	3	2	2	0	3	1	2	14		
33	Mason, Nathaniel	g	1-5	0-1	3-4	0	2	2	0	5	2	3	0	0	12		
35	Holyfield, Michael	g	0-0	0-0	0-0	0	2	2	2	0	0	0	0	0	15		
Team						3	1	4									
Totals			22-68	4-25	12-15	18	26	44	18	60	9	13	3	5	200		

FG % 1st Half: 10-30 33.3% 2nd half: 12-38 31.6% Game: 22-68 32.4%
3FG % 1st Half: 3-13 23.1% 2nd half: 1-12 8.3% Game: 4-25 16.0%
FT % 1st Half: 2-4 50.0% 2nd half: 10-11 90.9% Game: 12-15 80.0%

Northern Arizona 77 • 3-4

#	Player	Total			3-Ptr			Rebounds			PF	TP	A	TO	Blk	Stl	Min
		FG-FA	FG-FGA	FT-FTA	FG-FA	FG-FGA	FT-FTA	Off	Def	Tot							
20	BEWERNICK, Gaellan	f	2-3	0-0	0-0	3	9	12	2	4	1	2	0	1	23		
42	EKANEM, Ephraim	f	0-1	0-0	1-2	0	2	2	3	1	0	1	2	0	20		
02	DUNN, Michael	g	2-3	1-1	2-2	0	4	4	3	7	4	1	0	2	20		
11	ROGERS, Gabe	g	7-23	4-13	1-1	1	2	3	2	19	2	3	0	1	34		
12	RUSSELL, DeWAYNE	g	6-10	1-3	9-10	0	4	4	0	22	4	0	1	2	31		
01	HAMILTON, Blake	g	1-1	0-0	0	1	0	1	1	2	0	0	0	0	8		
10	HEINE, Chris	g	1-1	0-0	0-0	0	0	0	0	2	0	0	0	0	1		
21	SALDIVAR, Stallon	g	3-7	1-2	4-5	1	2	3	1	11	5	2	0	1	30		
23	FLORES, Luis	g	0-0	0-0	0-0	0	0	0	0	0	0	0	0	0	1		
30	GOSAR, Bryce	g	0-0	0-0	0-0	0	1	1	0	0	0	0	0	0	1		
33	JACOBSEN, Max	g	1-2	0-0	1-2	1	2	3	3	3	1	1	1	1	17		
34	MARTIN, Jordyn	g	3-4	0-0	0-0	0	2	2	1	6	2	1	1	0	14		
Team						0	2	2									
Totals			26-55	7-19	18-22	7	30	37	16	77	19	11	5	8	200		

FG % 1st Half: 10-29 34.5% 2nd half: 16-26 61.5% Game: 26-55 47.3%
3FG % 1st Half: 5-14 35.7% 2nd half: 2-5 40.0% Game: 7-19 36.8%
FT % 1st Half: 9-10 90.0% 2nd half: 9-12 75.0% Game: 18-22 81.8%

Officials: Daniel Acosta, Brett Nansel, John Weeks

Technical fouls: Sam Houston State-None. Northern Arizona-None.

Attendance: 107

Score by periods	1st	2nd	Total
Sam Houston State	25	35	60
Northern Arizona	34	43	77

Last FG - SHSU 2nd-01:01, NAU 2nd-00:22.
Largest lead - SHSU by 4 1st-14:45, NAU by 21 2nd-12:41.

Score tied - 1 time.
Lead changed - 3 times.

	In	Off	2nd	Fast	Bench
Points	26	12	22	8	20
SHSU	20	21	8	10	24
NAU					

Official Basketball Box Score -- Game Totals -- Final Statistics Northern Arizona vs Arizona 11/28/12 8 p.m. MST at Olson Court, McKale Center, Tucson, AZ

Northern Arizona 50 • 2-4

#	Player	Total			3-Ptr			Rebounds			PF	TP	A	TO	Blk	Stl	Min
		FG-FA	FG-FGA	FT-FTA	FG-FA	FG-FGA	FT-FTA	Off	Def	Tot							
20	BEWERNICK, Gaellan	f	3-6	0-0	0-0	2	3	5	1	6	1	1	0	2	29		
42	EKANEM, Ephraim	f	0-5	0-0	0-0	0	3	3	4	0	0	0	1	0	12		
02	DUNN, Michael	g	0-4	0-2	0-0	0	2	2	4	0	1	2	0	0	20		
11	ROGERS, Gabe	g	3-11	1-5	0-0	0	1	1	2	7	2	0	0	1	26		
12	RUSSELL, DeWAYNE	g	5-15	2-6	1-1	2	4	6	1	13	1	4	0	2	34		
01	HAMILTON, Blake	g	4-5	1-1	2-4	0	3	3	2	11	2	0	0	0	13		
10	HEINE, Chris	g	0-0	0-0	0-0	0	0	0	0	0	0	0	0	0	1		
21	SALDIVAR, Stallon	g	1-3	1-3	1-2	0	1	1	1	4	0	4	0	0	24		
23	FLORES, Luis	g	1-1	0-0	0-0	0	1	1	0	2	0	0	0	0	7		
30	GOSAR, Bryce	g	0-0	0-0	0-0	0	0	0	0	0	0	0	0	0	2		
33	JACOBSEN, Max	g	2-4	0-0	1-2	2	0	2	2	5	1	3	1	2	23		
34	MARTIN, Jordyn	g	0-0	0-0	0-0	0	0	0	0	0	0	0	0	0	5		
40	OLAYINKA, Ben	g	1-1	0-0	0-0	0	0	0	0	2	0	0	0	0	5		
Team						1	2	3									
Totals			20-55	5-17	5-9	7	20	27	21	50	8	15	3	8	200		

FG % 1st Half: 11-26 42.3% 2nd half: 9-29 31.0% Game: 20-55 36.4%
3FG % 1st Half: 3-7 42.9% 2nd half: 2-10 20.0% Game: 5-17 29.4%
FT % 1st Half: 1-2 50.0% 2nd half: 4-7 57.1% Game: 5-9 55.6%

Arizona 93 •

2012-13 Northern Arizona Box Scores

Official Basketball Box Score -- Game Totals -- Final Statistics Montana State vs Northern Arizona 12/17/12 6:35 p.m. at Walkup Skydome (Flagstaff, Ariz.)

Montana State 80 • 2-6, 0-1 BSC

#	Player	Total			3-Ptr			Rebounds			PF	TP	A	TO	Blk	Stl	Min
		FG-FGA	FG-FGA	FT-FTA	FG-FGA	FG-FGA	FT-FTA	Off	Def	Tot							
15	DAVIS, Flavien	f	4-8	1-2	5-6	2	3	5	2	14	2	1	0	1	23		
04	EGWUONWU, Paul	c	5-7	0-0	2-3	4	5	9	3	12	3	3	2	30			
01	STEWART, Jamie	g	1-7	0-2	0-0	0	1	1	4	2	2	2	0	19			
05	BIGLOW, Antonio	g	6-12	1-3	2-4	0	0	0	4	15	3	2	0	22			
23	BLOUNT, Xavier	g	2-6	0-3	6-8	2	5	7	5	10	1	3	0	29			
03	DISON, Michael	g	3-6	3-4	0-0	1	0	1	2	9	1	4	1	22			
12	COLBERT, Marcus	g	2-3	1-2	0-0	0	0	0	1	5	0	0	0	17			
21	ROBISON, Danny	g	0-0	0-0	1-2	0	0	0	1	1	0	2	0	11			
24	NORMAN, Eric	g	2-3	1-2	0-0	1	0	1	1	5	0	1	1	9			
40	BUDINICH, Jeff	g	1-3	1-3	0-0	0	0	0	2	3	0	0	0	7			
44	COLEMAN, Calen	g	1-5	1-5	1-2	0	1	1	0	4	1	1	0	11			
	Team					1	2	3									
	Totals		27-60	9-26	17-25	11	17	28	25	80	13	17	5	9	200		

FG % 1st Half: 8-24 33.3% 2nd half: 19-36 52.8% Game: 27-60 45.0% Deadball Rebounds 2
3FG % 1st Half: 3-9 33.3% 2nd half: 6-17 35.3% Game: 9-26 34.6%
FT % 1st Half: 9-11 81.8% 2nd half: 8-14 57.1% Game: 17-25 68.0%

Northern Arizona 87 • 4-5, 1-0 BSC

#	Player	Total			3-Ptr			Rebounds			PF	TP	A	TO	Blk	Stl	Min
		FG-FGA	FG-FGA	FT-FTA	FG-FGA	FG-FGA	FT-FTA	Off	Def	Tot							
20	BEWERNICK, Gaellan	f	5-8	0-1	3-5	0	4	4	4	13	2	2	1	1	25		
33	JACOBSEN, Max	f	9-12	0-0	4-6	4	5	9	3	22	2	1	2	0	29		
11	ROGERS, Gabe	g	4-14	1-6	2-3	0	1	1	4	11	3	4	0	25			
12	RUSSELL, DeWayne	g	3-7	1-3	9-13	3	5	8	2	16	5	3	0	37			
21	SALDIVAR, Stallon	g	3-5	1-1	5-6	1	3	4	2	12	6	4	0	33			
02	DUNN, Michael	g	1-2	0-1	0-0	0	3	3	2	0	3	1	1	25			
34	MARTIN, Jordyn	g	3-3	0-0	0-0	1	4	5	2	6	1	1	0	14			
40	OLAYINKA, Ben	g	1-2	0-0	0-0	0	0	0	1	2	1	0	0	8			
42	EKANEM, Ephraim	g	1-1	0-0	1-2	1	0	1	0	3	0	1	0	4			
	Team					2	3	5									
	Totals		30-54	3-12	24-35	12	28	40	21	87	20	19	4	7	200		

FG % 1st Half: 18-29 62.1% 2nd half: 12-25 48.0% Game: 30-54 55.6% Deadball Rebounds 6
3FG % 1st Half: 3-9 33.3% 2nd half: 3-12 25.0% Game: 3-12 25.0%
FT % 1st Half: 7-10 70.0% 2nd half: 17-25 68.0% Game: 24-35 68.6%

Officials: Mark Cook, Eric Curry, Mark Hughes
Technical fouls: Montana State-None. Northern Arizona-None.
Attendance: 712

Score by periods	1st	2nd	Total
Montana State	28	52	80
Northern Arizona	46	41	87

Last FG - MSU 2nd-00:02, NAU 2nd-01:11.
Largest lead - MSU None, NAU by 20 1st-00:48.

Score tied - 0 times.
Lead changed - 0 times.

Official Basketball Box Score -- Game Totals -- Final Statistics Montana vs Northern Arizona 12/19/12 6:35 p.m. at Walkup Skydome (Flagstaff, Ariz.)

Montana 62 • 5-4, 1-0 BSC

#	Player	Total			3-Ptr			Rebounds			PF	TP	A	TO	Blk	Stl	Min
		FG-FGA	FG-FGA	FT-FTA	FG-FGA	FG-FGA	FT-FTA	Off	Def	Tot							
40	WARD, Mathias	f	5-8	1-3	1-2	2	4	6	5	12	2	1	1	0	33		
45	HUTCHISON, Eric	c	1-3	0-0	0-2	1	2	3	1	2	0	0	0	0	15		
05	CHERRY, Will	g	3-9	2-4	4-4	0	3	3	4	12	3	3	1	2	35		
10	GREGORY, Jordan	g	4-6	1-2	3-3	0	7	7	1	12	3	1	2	24			
32	JAMAR, Kareem	g	4-9	1-3	1-2	2	7	9	0	10	3	5	0	2	34		
02	HENDERSON, Kevin	g	1-1	0-0	0-0	1	1	2	1	2	0	1	0	0	8		
12	WILEY, Jake	g	0-0	0-0	0-0	0	0	0	0	0	0	1	0	0	1		
20	DESHIELDS, Keron	g	5-12	2-5	0-0	0	4	4	1	12	0	0	0	2	18		
24	COLEMAN, Spencer	g	0-2	0-1	0-0	0	2	2	2	0	0	0	0	0	5		
33	WEISNER, Mike	g	0-2	0-2	0-0	0	0	0	3	0	2	1	0	0	24		
41	MARTIN, Andy	g	0-0	0-0	0-0	0	1	1	0	0	0	1	0	0	3		
	Team					0	1	1									
	Totals		23-52	7-20	9-13	6	32	38	18	62	13	14	4	8	200		

FG % 1st Half: 10-23 43.5% 2nd half: 13-29 44.8% Game: 23-52 44.2% Deadball Rebound 1
3FG % 1st Half: 5-11 45.5% 2nd half: 2-9 22.2% Game: 7-20 35.0%
FT % 1st Half: 4-7 57.1% 2nd half: 5-6 83.3% Game: 9-13 69.2%

Northern Arizona 56 • 4-6, 1-1 BSC

#	Player	Total			3-Ptr			Rebounds			PF	TP	A	TO	Blk	Stl	Min
		FG-FGA	FG-FGA	FT-FTA	FG-FGA	FG-FGA	FT-FTA	Off	Def	Tot							
20	BEWERNICK, Gaellan	f	2-7	0-0	1-3	1	3	4	2	5	0	2	0	1	24		
33	JACOBSEN, Max	f	2-3	0-0	4-4	1	6	7	1	8	2	1	0	1	27		
11	ROGERS, Gabe	g	5-13	5-11	1-2	0	1	1	1	16	3	2	0	1	37		
12	RUSSELL, DeWayne	g	3-14	1-4	5-7	0	0	0	3	12	4	5	0	1	28		
21	SALDIVAR, Stallon	g	2-7	0-2	0-0	1	7	8	3	4	5	3	0	1	37		
02	DUNN, Michael	g	2-4	0-1	1-1	0	1	1	2	5	0	2	0	1	18		
34	MARTIN, Jordyn	g	0-0	0-0	0-0	0	4	4	2	0	0	0	0	0	17		
42	EKANEM, Ephraim	g	3-6	0-0	0-0	0	3	3	0	6	0	0	1	1	12		
	Team					5	1	6									
	Totals		19-54	6-18	12-17	8	26	34	14	56	14	15	1	7	200		

FG % 1st Half: 13-28 46.4% 2nd half: 6-26 23.1% Game: 19-54 35.2% Deadball Rebound 0
3FG % 1st Half: 4-8 50.0% 2nd half: 2-10 20.0% Game: 6-18 33.3%
FT % 1st Half: 3-5 60.0% 2nd half: 9-12 75.0% Game: 12-17 70.6%

Officials: Brett Nansel, Chris Rastatter, Jason Horsley
Technical fouls: Montana-None. Northern Arizona-None.
Attendance: 664

Score by periods	1st	2nd	Total
Montana	29	33	62
Northern Arizona	33	23	56

Last FG - UM 2nd-01:00, NAU 2nd-06:32.
Largest lead - UM by 6 2nd-01:00, NAU by 9 1st-08:53.

Score tied - 6 times.
Lead changed - 2 times.

Official Basketball Box Score -- Game Totals -- Final Statistics Northern Arizona vs Colorado 12/21/12 6:32 p.m. at Boulder, Colo. (Coors Events Center)

Northern Arizona 51 • 4-6

#	Player	Total			3-Ptr			Rebounds			PF	TP	A	TO	Blk	Stl	Min
		FG-FGA	FG-FGA	FT-FTA	FG-FGA	FG-FGA	FT-FTA	Off	Def	Tot							
20	BEWERNICK, Gaellan	f	0-3	0-1	0-0	0	1	1	0	0	1	3	0	0	18		
33	JACOBSEN, Max	f	4-6	0-0	2-3	4	2	6	2	10	0	3	1	1	31		
11	ROGERS, Gabe	g	2-10	2-7	2-2	1	2	3	2	8	1	6	0	1	33		
12	RUSSELL, DeWayne	g	6-15	1-7	2-2	0	1	1	0	15	2	4	0	2	28		
21	SALDIVAR, Stallon	g	3-11	1-6	0-0	0	5	5	1	7	2	0	0	1	36		
02	DUNN, Michael	g	0-3	0-2	0-0	0	0	0	1	0	0	0	0	1	9		
10	HEINE, Chris	g	0-0	0-0	0-0	0	0	0	0	0	0	0	0	0	2		
23	FLORES, Luis	g	3-4	3-4	0-0	0	0	0	0	9	0	0	0	1	11		
30	GOSAR, Bryce	g	0-0	0-0	0-0	0	0	0	0	0	0	0	0	0	1		
34	MARTIN, Jordyn	g	0-5	0-0	0-0	2	1	3	1	0	0	0	0	0	17		
40	OLAYINKA, Ben	g	1-3	0-0	0-0	0	1	1	4	2	0	0	1	0	11		
42	EKANEM, Ephraim	g	0-1	0-0	0-0	0	1	1	0	0	0	0	1	0	3		
	Team					0	1	1									
	Totals		19-61	7-27	6-7	7	15	22	11	51	6	16	3	7	200		

FG % 1st Half: 9-32 28.1% 2nd half: 10-29 34.5% Game: 19-61 31.1% Deadball Rebounds 0
3FG % 1st Half: 3-16 18.8% 2nd half: 4-11 36.4% Game: 7-27 25.9%
FT % 1st Half: 0-0 0.0% 2nd half: 6-7 85.7% Game: 6-7 85.7%

Colorado 98 • 9-2

#	Player	Total			3-Ptr			Rebounds			PF	TP	A	TO	Blk	Stl	Min
		FG-FGA	FG-FGA	FT-FTA	FG-FGA	FG-FGA	FT-FTA	Off	Def	Tot							
21	Roberson, Andre	f	4-5	1-1	1-2	1	7	8	1	10	3	0	1	2	24		
40	Scott, Josh	f	5-7	1-1	0-0	1	3	4	1	11	3	2	2	0	23		
00	Booker, Askia	g	8-9	1-2	0-1	0	4	4	1	17	1	0	0	2	18		
23	Chen, Sabatino	g	3-4	0-0	0-2	1	2	3	1	6	3	1	0	1	17		
25	Dinwiddie, Spencer	g	6-9	1-2	2-2	1	5	6	1	15	5	3	0	4	16		
02	Johnson, Xavier	g	6-7	3-3	2-3	1	3	4	2								

2012-13 Northern Arizona Box Scores

Official Basketball Box Score -- Game Totals -- Final Statistics Sacramento State vs Northern Arizona 01/03/13 6:35 p.m. at Walkup Skydome (Flagstaff, Ariz.)

Sacramento State 50 • 6-5, 1-2 BSC

#	Player	F	Total			Rebounds			PF	TP	A	TO	Blk	Stl	Min
			FG-FGA	FG-FGA	FT-FTA	Off	Def	Tot							
03	EBERHARD, Joe	f	4-9	2-4	2-2	1	9	10	2	12	0	2	1	0	38
32	DICKSON, John	f	4-12	1-4	3-4	0	3	3	1	12	1	0	1	0	27
41	VETETO, Konner	c	1-6	0-0	3-5	4	4	8	2	5	0	3	0	0	25
05	GARRITY, Dylan	g	3-8	1-3	2-2	0	4	2	9	2	2	0	0	0	30
10	McKINNEY, Mikh	g	3-6	0-0	0-0	0	1	1	4	6	0	7	0	0	26
01	CARBAJAL, Jackson	g	0-2	0-2	0-0	1	2	3	2	0	0	1	0	0	5
02	DEMPS, Cody	g	0-1	0-1	2-2	0	4	4	3	2	3	2	0	0	18
04	QUIGLEY, Joey	g	1-1	0-0	2-2	0	0	0	1	4	0	2	2	0	14
11	DEMALLEVILLE, Julian	g	0-1	0-0	0-0	0	1	1	2	0	0	0	0	0	11
12	GROOM, Kendall	g	0-0	0-0	0-0	0	0	0	0	0	0	0	0	0	0+
20	BARLETT, Dreon	g	0-0	0-0	0-0	0	0	0	0	0	0	0	0	0	2
22	SALLEY, Jordan	g	0-1	0-0	0-0	1	2	3	0	0	0	0	0	0	4
	Team					2	1	3				1			
	Totals		16-47	4-14	14-17	9	31	40	19	50	6	20	4	0	200

FG % 1st Half: 9-28 32.1% 2nd half: 7-19 36.8% Game: 16-47 34.0%
3FG % 1st Half: 4-9 44.4% 2nd half: 0-5 0.0% Game: 4-14 28.6%
FT % 1st Half: 3-5 60.0% 2nd half: 11-12 91.7% Game: 14-17 82.4%

Northern Arizona 57 • 5-8, 2-1 BSC

#	Player	F	Total			Rebounds			PF	TP	A	TO	Blk	Stl	Min
			FG-FGA	FG-FGA	FT-FTA	Off	Def	Tot							
20	BEWERNICK, Gaellan	f	2-7	0-0	0-0	3	4	7	2	4	0	1	0	0	38
33	JACOBSEN, Max	f	3-8	0-0	1-2	2	4	6	2	7	1	1	1	1	23
11	ROGERS, Gabe	g	5-15	1-7	0-0	0	0	0	3	11	0	1	1	0	27
12	RUSSELL, DeWayne	g	5-12	4-9	11-12	0	2	2	25	5	1	0	4	35	
21	SALDIVAR, Stallon	g	2-8	1-4	0-0	0	5	5	1	5	3	1	0	3	29
02	DUNN, Michael	g	0-3	0-2	2-4	1	1	2	2	3	0	0	0	4	27
34	MARTIN, Jordyn	g	1-1	0-0	1-2	1	0	1	1	3	0	1	0	1	7
42	EKANEM, Ephraim	g	0-2	0-0	0-0	2	3	5	3	0	0	2	2	0	14
	Team					1	4	5							
	Totals		18-56	6-22	15-20	10	23	33	13	57	12	8	4	13	200

FG % 1st Half: 12-33 36.4% 2nd half: 6-23 26.1% Game: 18-56 32.1%
3FG % 1st Half: 6-15 40.0% 2nd half: 0-7 0.0% Game: 6-22 27.3%
FT % 1st Half: 0-0 0.0% 2nd half: 15-20 75.0% Game: 15-20 75.0%

Officials: Robert Lehig, Gregg Morstein, Brent Watts
Technical fouls: Sacramento State-None. Northern Arizona-EKANEM, Ephraim.
Attendance: 657
Russell ties career high with 12 points

Score by periods	1st	2nd	Total
Sacramento State	25	25	50
Northern Arizona	30	27	57

Last FG - SAC 2nd-02:22, NAU 2nd-01:50.
Largest lead - SAC by 3 1st-19:50, NAU by 8 2nd-10:38.

Points	In	Off	2nd	Fast	Bench
SAC	12	4	5	2	6
NAU	22	19	5	6	5

Score tied - 2 times.
Lead changed - 3 times.

Official Basketball Box Score -- Game Totals -- Final Statistics Southern Utah vs Northern Arizona 1/5/13 3:05 p.m. at Walkup Skydome (Flagstaff, Ariz.)

Southern Utah 90 • 5-7, 3-0 BSC

#	Player	F	Total			Rebounds			PF	TP	A	TO	Blk	Stl	Min
			FG-FGA	FG-FGA	FT-FTA	Off	Def	Tot							
21	STEVENETT, Jackson	f	6-9	0-1	2-2	2	4	6	5	14	1	2	0	0	29
42	JEFFERY, Jaren	f	2-3	0-0	0-3	1	2	3	5	4	1	1	1	0	20
50	CHEESMAN, Jayson	c	3-9	0-0	2-2	1	4	5	4	8	1	3	0	0	18
03	HEUIR, Damon	g	6-11	4-6	14-16	0	4	4	0	30	2	5	1	2	35
32	COLLIE, Wade	g	2-4	2-4	4-6	1	5	6	3	10	2	3	0	2	27
12	NSENKI, Chris	g	0-0	0-0	0-0	0	0	0	0	0	0	0	0	0	6
14	THOMAS, Drake	g	0-0	0-0	0-0	0	0	0	0	0	0	0	0	0	4
25	JOHNSON, Jordan	g	2-2	1-1	2-2	1	1	2	4	7	1	2	0	1	18
33	KOEHLER, Tyson	g	0-0	0-0	0-0	0	0	0	0	2	0	2	0	0	3
34	HANKS, Cal	g	0-0	0-0	0-0	0	0	0	0	0	0	0	0	0	4
35	HESS, A.J.	g	0-1	0-1	4-4	0	2	2	2	4	3	2	1	1	12
44	SCOTT, Julian	g	4-5	0-0	5-7	2	2	4	1	13	1	2	0	1	24
	Team					1	1	2							
	Totals		25-44	7-13	33-42	9	25	34	27	90	12	22	3	7	200

FG % 1st Half: 15-24 62.5% 2nd half: 10-20 50.0% Game: 25-44 56.8%
3FG % 1st Half: 6-10 60.0% 2nd half: 1-3 33.3% Game: 7-13 53.8%
FT % 1st Half: 6-12 50.0% 2nd half: 27-30 90.0% Game: 33-42 78.6%

Northern Arizona 77 • 5-9, 2-2 BSC

#	Player	F	Total			Rebounds			PF	TP	A	TO	Blk	Stl	Min
			FG-FGA	FG-FGA	FT-FTA	Off	Def	Tot							
20	BEWERNICK, Gaellan	f	0-0	0-0	1-3	4	3	7	3	1	1	4	0	3	38
33	JACOBSEN, Max	f	7-10	0-0	2-5	2	1	3	4	16	0	1	0	1	18
11	ROGERS, Gabe	g	7-20	0-4	9-11	2	1	3	3	23	3	1	0	1	38
12	RUSSELL, DeWayne	g	6-15	1-6	5-8	0	2	2	3	18	3	5	0	2	34
21	SALDIVAR, Stallon	g	2-9	0-3	0-0	1	4	5	4	4	8	1	0	4	39
02	DUNN, Michael	g	3-3	2-2	2-2	1	0	1	5	10	0	1	0	1	14
10	HEINE, Chris	g	0-0	0-0	0-0	0	0	0	0	0	0	0	0	0	0+
23	FLORES, Luis	g	0-3	0-2	2-2	0	1	1	3	2	0	0	0	0	4
34	MARTIN, Jordyn	g	0-1	0-0	0-0	1	0	1	1	2	0	0	1	0	8
42	EKANEM, Ephraim	g	1-2	0-0	1-2	3	1	4	5	3	0	1	0	0	7
	Team					2	1	3							
	Totals		26-63	3-17	22-34	19	14	33	31	77	15	14	1	12	200

FG % 1st Half: 11-32 34.4% 2nd half: 15-31 48.4% Game: 26-63 41.3%
3FG % 1st Half: 1-6 16.7% 2nd half: 2-11 18.2% Game: 3-17 17.6%
FT % 1st Half: 7-13 53.8% 2nd half: 15-21 71.4% Game: 22-34 64.7%

Officials: Scott Harris, Courtney Holmes, Chad Shepherd
Technical fouls: Southern Utah-None. Northern Arizona-None.
Attendance: 706

Score by periods	1st	2nd	Total
Southern Utah	42	48	90
Northern Arizona	30	47	77

Last FG - SUU 2nd-02:32, NAU 2nd-00:57.
Largest lead - SUU by 18 1st-10:56, NAU by 3 1st-16:45.

Points	In	Off	2nd	Fast	Bench
SUU	26	16	13	0	24
NAU	36	22	13	10	15

Score tied - 3 times.
Lead changed - 1 time.

Official Basketball Box Score -- Game Totals -- Final Statistics Northern Arizona vs Eastern Washington 1/10/13 6:05 p.m. at Reese Court in Cheney, Wash.

Northern Arizona 59 • 5-10/2-3 Big Sky

#	Player	F	Total			Rebounds			PF	TP	A	TO	Blk	Stl	Min
			FG-FGA	FG-FGA	FT-FTA	Off	Def	Tot							
11	ROGERS, Gabe	f	3-15	0-4	0-0	1	1	2	0	6	3	4	0	2	31
20	BEWERNICK, Gaellan	f	2-3	0-0	0-0	2	3	5	2	4	1	2	2	0	22
33	JACOBSEN, Max	c	3-6	0-0	3-6	1	2	3	2	9	1	0	0	0	19
12	RUSSELL, DeWayne	g	5-11	1-1	6-8	0	0	0	2	17	3	2	0	7	35
21	SALDIVAR, Stallon	g	2-6	0-2	0-1	2	5	7	1	4	2	1	2	1	31
01	HAMILTON, Blake	g	0-3	0-1	2-2	0	1	1	0	2	0	1	0	1	7
02	DUNN, Michael	g	5-10	1-2	0-0	3	2	5	5	11	0	0	3	0	24
10	HEINE, Chris	g	1-1	1-1	0-0	0	0	0	0	3	0	0	0	0	5
23	FLORES, Luis	g	0-2	0-1	0-0	1	1	2	0	0	0	3	0	0	8
34	MARTIN, Jordyn	g	0-4	0-0	0-0	2	1	3	2	0	0	0	0	0	9
42	EKANEM, Ephraim	g	1-2	0-0	1-4	1	2	3	2	3	0	0	1	0	9
	Team					2	4	6							
	Totals		22-63	3-12	12-21	15	22	37	16	59	10	14	7	12	200

FG % 1st Half: 8-26 30.8% 2nd half: 14-37 37.8% Game: 22-63 34.9%
3FG % 1st Half: 2-4 50.0% 2nd half: 1-8 12.5% Game: 3-12 25.0%
FT % 1st Half: 4-8 50.0% 2nd half: 8-13 61.5% Game: 12-21 57.1%

Eastern Washington 82 • 4-11/2-3 Big Sky

#	Player	F	Total			Rebounds			PF	TP	A	TO	Blk	Stl	Min
			FG-FGA	FG-FGA	FT-FTA	Off	Def	Tot							
13	REUTER, Thomas	f	3-7	0-1	0-1	1	5								

2012-13 Northern Arizona Box Scores

Official Basketball Box Score -- Game Totals -- Final Statistics
Northern Arizona vs Weber State
 01/17/13 7:00 p.m. at Ogden, Utah (Dee Events Center)

Northern Arizona 70 • 5-12, 2-5 BSC

#	Player	F	Total		3-Ptr		Rebounds			PF	TP	A	TO	Bk	Stl	Min
			FG-FGA	FG-FGA	FT-FTA	Off	Def	Tot								
11	ROGERS, Gabe	f	4-11	1-4	2-2	1	3	4	1	11	0	0	0	1	32	
20	BEWERNICK, Gaellan	f	3-4	0-0	2-4	1	4	5	4	8	1	0	0	0	32	
33	JACOBSEN, Max	c	9-11	0-0	0-1	2	5	7	2	18	2	1	0	2	29	
12	RUSSELL, DeWayne	g	6-16	0-2	3-6	0	1	1	2	15	1	2	0	0	33	
21	SALDIVAR, Stallon	g	5-7	1-1	1-2	0	5	5	3	12	5	3	0	0	35	
02	DUNN, Michael	g	0-4	0-2	0-0	0	0	0	1	0	1	0	0	0	20	
23	FLORES, Luis	g	0-0	0-0	0-0	0	0	0	1	0	0	0	0	0	3	
34	MARTIN, Jordyn	g	2-4	0-0	0-0	0	1	1	2	4	1	0	0	1	7	
42	EKANEM, Ephraim	g	1-3	0-0	0-0	1	0	1	4	2	1	1	0	0	9	
Team						4 1 5										
Totals			30-60	2-9	8-15	9	20	29	20	70	11	7	1	3	200	

FG % 1st Half: 14-26 53.8% 2nd half: 16-34 47.1% Game: 30-60 50.0% Deadball Rebounds 4
 3FG % 1st Half: 0-2 0.0% 2nd half: 2-7 28.6% Game: 2-9 22.2%
 FT % 1st Half: 3-7 42.9% 2nd half: 5-8 62.5% Game: 8-15 53.3%

Weber State 83 • 12-3, 7-0 BSC

#	Player	F	Total		3-Ptr		Rebounds			PF	TP	A	TO	Bk	Stl	Min
			FG-FGA	FG-FGA	FT-FTA	Off	Def	Tot								
13	OTIS, Frank	f	3-3	0-0	2-2	0	1	1	0	8	0	1	0	0	17	
15	BERRY, Davion	f	5-9	1-3	6-6	2	1	3	0	17	0	4	2	1	32	
44	TRESNAK, Kyle	c	10-19	0-0	3-6	5	3	8	1	23	2	0	2	1	31	
04	BAMFORTH, Scott	g	1-3	1-2	6-6	0	7	7	3	9	3	2	0	1	32	
05	RICHARDSON, Jordan	g	1-4	1-3	3-4	0	0	0	3	6	2	1	0	0	20	
00	WHEELWRIGHT, Gelaun	g	3-6	1-4	0-0	0	1	1	3	7	2	2	0	0	29	
21	BOLOMBOY, Joel	g	2-4	0-0	9-9	2	11	13	2	13	2	0	5	2	24	
32	WILLIAMS, Royce	g	0-2	0-0	0-0	0	0	0	0	0	0	0	0	0	8	
45	HAJEK, James	g	0-1	0-0	0-0	0	0	0	1	0	0	0	0	0	7	
Team						1 0 1										
Totals			25-51	4-12	29-33	10	24	34	13	83	11	10	9	5	200	

FG % 1st Half: 13-29 44.8% 2nd half: 12-22 54.5% Game: 25-51 49.0% Deadball Rebounds 0
 3FG % 1st Half: 4-7 57.1% 2nd half: 0-5 0.0% Game: 4-12 33.3%
 FT % 1st Half: 8-8 100.0% 2nd half: 21-25 84.0% Game: 29-33 87.9%

Officials: Mark Cook, Ruben Ramos, Daniel Acosta
 Technical fouls: Northern Arizona-None. Weber State-None.
 Attendance: 6077

Score by periods	1st	2nd	Total
Northern Arizona	31	39	70
Weber State	38	45	83

Last FG - NAU 2nd-01:25, WSU 2nd-01:14.
 Largest lead - NAU by 4 1st-16:32, WSU by 14 2nd-13:27.

Score tied - 8 times.
 Lead changed - 6 times.

Official Basketball Box Score -- Game Totals -- Final Statistics
Northern Arizona vs Idaho State
 1/19/13 7:05 p.m. at ICCU Court at Holt Arena (Pocatello, Id)

Northern Arizona 60 • 6-12, 3-5

#	Player	F	Total		3-Ptr		Rebounds			PF	TP	A	TO	Bk	Stl	Min
			FG-FGA	FG-FGA	FT-FTA	Off	Def	Tot								
20	BEWERNICK, Gaellan	f	1-2	0-0	2-5	4	10	14	1	4	1	0	0	0	35	
33	JACOBSEN, Max	f	0-4	0-0	0-0	1	2	3	2	0	0	2	0	1	12	
11	ROGERS, Gabe	g	7-17	4-10	4-4	0	3	3	1	22	2	4	0	1	35	
12	RUSSELL, DeWayne	g	7-12	3-6	2-3	1	0	1	5	19	1	3	0	1	27	
21	SALDIVAR, Stallon	g	2-4	1-1	1-1	0	4	4	1	6	4	4	0	1	38	
01	HAMILTON, Blake	g	0-1	0-0	3-4	0	1	1	1	3	0	0	0	0	6	
02	DUNN, Michael	g	1-2	0-1	0-0	0	1	1	4	2	2	0	0	0	15	
34	MARTIN, Jordyn	g	1-2	0-0	2-2	2	3	5	3	4	0	1	1	1	24	
42	EKANEM, Ephraim	g	0-2	0-0	0-0	0	0	0	2	0	0	0	0	0	8	
Team						2 2 4										
Totals			19-46	8-18	14-19	10	26	36	20	60	10	14	1	5	200	

FG % 1st Half: 9-21 42.9% 2nd half: 10-25 40.0% Game: 19-46 41.3% Deadball Rebounds 2
 3FG % 1st Half: 5-9 55.6% 2nd half: 3-9 33.3% Game: 8-18 44.4%
 FT % 1st Half: 7-9 77.8% 2nd half: 7-10 70.0% Game: 14-19 73.7%

Idaho State 55 • 4-13, 3-5

#	Player	F	Total		3-Ptr		Rebounds			PF	TP	A	TO	Bk	Stl	Min
			FG-FGA	FG-FGA	FT-FTA	Off	Def	Tot								
15	Hatchett, Andre	f	4-10	0-0	3-5	1	4	5	3	11	3	2	0	1	35	
20	Hansen, Chris	f	2-9	1-5	4-6	1	5	6	2	9	2	0	0	1	35	
25	Preh, Ayibakuro	c	1-2	0-0	0-0	0	1	1	1	2	0	0	0	1	10	
01	Sanchez, Tomas	g	5-10	1-4	1-3	0	2	2	4	12	2	2	0	1	36	
03	Morgan, Melvin	g	5-11	1-4	0-1	1	3	4	3	11	1	3	0	1	32	
05	Baldwin, Sherrad	g	0-1	0-1	2-2	0	1	1	0	2	0	0	0	1	11	
21	Ezenwa, Nnamdi	g	1-2	0-0	0-0	1	1	2	4	2	0	1	0	0	12	
23	Walters, Neveji	g	2-4	0-0	2-3	1	2	3	1	6	0	1	0	1	21	
40	Kostur, Dejan	g	0-0	0-0	0-0	0	1	1	2	0	0	0	0	0	8	
Team						1 1 2										
Totals			20-49	3-14	12-20	6	21	27	20	55	8	9	0	7	200	

FG % 1st Half: 9-26 34.6% 2nd half: 11-23 47.8% Game: 20-49 40.8% Deadball Rebounds 4
 3FG % 1st Half: 2-8 25.0% 2nd half: 1-6 16.7% Game: 3-14 21.4%
 FT % 1st Half: 10-15 66.7% 2nd half: 2-5 40.0% Game: 12-20 60.0%

Officials: Matthew Rukasin, Robert Holloway, Matt Mason
 Technical fouls: Northern Arizona-None. Idaho State-None.
 Attendance: 2186

Score by periods	1st	2nd	Total
Northern Arizona	30	30	60
Idaho State	30	25	55

Last FG - NAU 2nd-02:02, ISU 2nd-00:39.
 Largest lead - NAU by 7 1st-17:50, ISU by 3 1st-01:48.

Score tied - 5 times.
 Lead changed - 4 times.

Official Basketball Box Score -- Game Totals -- Final Statistics
Northern Colorado vs Northern Arizona
 1/24/13 6:35 p.m. at Walkup Skydome (Flagstaff, Ariz.)

Northern Colorado 65 • 5-12, 3-6 BSC

#	Player	F	Total		3-Ptr		Rebounds			PF	TP	A	TO	Bk	Stl	Min
			FG-FGA	FG-FGA	FT-FTA	Off	Def	Tot								
01	BARDEN, Derrick	f	5-8	1-1	2-5	1	9	10	1	13	0	1	0	3	37	
22	HUSKISSON, Tim	f	3-5	1-2	3-4	1	2	3	3	10	2	1	0	0	22	
04	OSBORNE, Connor	c	4-8	1-1	0-0	2	2	4	3	9	1	3	1	1	17	
05	SVIHOVEC, Tevin	g	6-13	1-2	3-5	0	3	3	3	16	3	1	1	0	33	
15	UNRUH, Tate	g	3-5	1-2	0-0	0	3	3	2	7	1	3	0	0	37	
00	DAVIS, James	g	0-0	0-0	0-0	0	0	0	1	0	1	1	0	1	13	
03	GARNICA, Paul	g	1-4	0-1	0-0	2	0	2	0	2	3	0	0	0	14	
21	KEANE, Brendan	g	0-0	0-0	0-0	0	0	0	1	0	0	1	0	0	4	
24	ADDO, Emmanuel	g	3-5	0-1	0-0	0	1	1	1	6	1	2	0	0	14	
30	TUCKER, Greg	g	0-0	0-0	2-2	0	1	1	0	2	1	1	0	0	9	
Team						1 3 4										
Totals			25-48	5-10	10-16	7	24	31	15	65	13	14	2	5	200	

FG % 1st Half: 13-24 54.2% 2nd half: 12-24 50.0% Game: 25-48 52.1% Deadball Rebounds 2
 3FG % 1st Half: 2-4 50.0% 2nd half: 3-6 50.0% Game: 5-10 50.0%
 FT % 1st Half: 6-8 75.0% 2nd half: 4-8 50.0% Game: 10-16 62.5%

Northern Arizona 67 • 7-12, 4-5 BSC

#	Player	F	Total		3-Ptr		Rebounds			PF	TP	A	TO	Bk	Stl	Min
			FG-FGA	FG-FGA	FT-FTA	Off	Def	Tot								
20	BEWERNICK, Gaellan	f	3-4	0-0	0-2	2	1	3	1	6	1	2	0	0	30	
33	JACOBSEN, Max	f	4-8	0-0	0-0	1	5	6	3	8	1	0	1	1	26	
11	ROGERS, Gabe	g	11-19	4-9	2-2	0	1	1	1	28	2	1	0	1	37	
12	RUSSELL, DeWayne	g	5-12	1-5	2-6	0	0	0	1	13	6	3	0	1	37	
21	SALDIVAR, Stallon	g	2-4	1-2	0-0	0	5	5	3	5	3	3	0	2	29	
02	DUNN, Michael	g	2-5	1-2	0-0	0	1	1	2	5	1	0	0	0	17	
34	MARTIN, Jordyn	g	0-1	0-0	0-0	1	4	5	2	0	1	1	0	0	13	
42	EKANEM, Ephraim	g	1-1	0-0	0-0	0	2	2	0	2	0	0	0	0	12	
Team						1 1 2										
Totals			28-54	7-18	4-10	5	20	25	13	67	16	10	2	5	200	

FG % 1st Half: 13-28 46.4% 2nd half: 15-26 57.7% Game: 28-54 51.9% Deadball Rebounds 3
 3FG % 1st Half: 4-9 44.4% 2nd half: 3-9 33.3% Game: 7-18 38.9%
 FT % 1st Half: 2-3 66.7% 2nd half: 2-7 28.6% Game: 4-10 40.0%

Officials: Jon Stigliano, Jeff Kent, Justin Shamion
 Technical fouls: Northern Colorado-None. Northern Arizona-None.
 Attendance: 853

Score by periods	1st	2nd	Total
Northern Colorado	34	31	65
Northern Arizona	32		

2012-13 Northern Arizona Basketball
Northern Arizona Combined Team Statistics (as of Jan 26, 2013)
All games

RECORD:	OVERALL	HOME	AWAY	NEUTRAL
ALL GAMES	7-13	4-4	2-8	1-1
CONFERENCE	4-6	3-3	1-3	0-0
NON-CONFERENCE	3-7	1-1	1-5	1-1

##	Player	gp-gs	min	avg	Total		3-Point		F-Throw		Rebounds				pf	dq	a	to	blk	stl	pts	avg
					fg-fga	fg%	3fg-fga	3fg%	ft-fa	ft%	off	def	tot	avg								
11	ROGERS, Gabe	20-20	673	33.7	116-326	.356	49-161	.304	46-53	.868	10	33	43	2.2	29	0	43	58	1	23	327	16.4
12	RUSSELL, DeWayne	20-19	664	33.2	100-237	.422	32-88	.364	81-106	.764	6	41	47	2.4	40	1	69	64	3	38	313	15.7
33	JACOBSEN, Max	20-13	443	22.2	75-125	.600	0-0	.000	22-39	.564	36	56	92	4.6	47	0	20	25	11	18	172	8.6
20	BEWERNICK, Gaellan	19-19	516	27.2	53-94	.564	1-6	.167	13-32	.406	43	68	111	5.8	44	0	20	29	7	14	120	6.3
21	SALDIVAR, Stallon	19-14	575	30.3	41-105	.390	12-40	.300	16-25	.640	12	86	98	5.2	31	0	79	39	1	24	110	5.8
02	DUNN, Michael	20-8	438	21.9	37-91	.407	14-42	.333	25-32	.781	7	41	48	2.4	55	2	34	25	7	22	113	5.7
01	HAMILTON, Blake	10-0	98	9.8	14-38	.368	2-8	.250	13-20	.650	2	10	12	1.2	12	0	5	8	1	3	43	4.3
42	EKANEM, Ephraim	20-7	235	11.8	27-59	.458	0-0	.000	7-22	.318	16	38	54	2.7	38	1	2	10	11	5	61	3.1
34	MARTIN, Jordyn	20-0	277	13.9	21-44	.477	0-1	.000	5-11	.455	22	35	57	2.9	42	1	12	15	10	4	47	2.4
40	OLAYINKA, Ben	5-0	44	8.8	5-8	.625	0-0	.000	0-2	.000	4	1	5	1.0	7	0	1	3	3	0	10	2.0
23	FLORES, Luis	9-0	43	4.8	4-13	.308	3-10	.300	2-2	1.000	1	3	4	0.4	4	0	1	5	0	2	13	1.4
10	HEINE, Chris	8-0	12	1.5	2-2	1.000	1-1	1.000	0-0	.000	0	0	0	0.0	0	0	0	0	0	1	5	0.6
30	GOSAR, Bryce	5-0	7	1.4	0-1	.000	0-1	.000	0-0	.000	0	1	1	0.2	1	0	1	2	0	0	0	0.0
50	WAHL, Nick	1-0	0	0.0	0-0	.000	0-0	.000	0-0	.000	0	0	0	0.0	0	0	0	0	0	0	0	0.0
Team											36	43	79				2					
Total.....		20	4025		495-1143	.433	114-358	.318	230-344	.669	195	456	651	32.5	350	5	287	285	55	154	1334	66.7
Opponents.....		20	4025		537-1131	.475	142-378	.376	307-434	.707	210	525	735	36.8	345	-	292	291	79	160	1523	76.2

TEAM STATISTICS	NAU	OPP	Date	Opponent	Score	Att.
SCORING	1334	1523	11/10/12	at Oregon	L 73-83	5768
Points per game	66.7	76.2	11/12/12	at UNLV	L 54-92	18187
Scoring margin	-9.4	-	11/18/12	at UC Davis	W 85-82	1345
FIELD GOALS-ATT	495-1143	537-1131	11/23/12	vs Jacksonville State	L 48-50	0
Field goal pct	.433	.475	11/24/12	vs Campbell	W 70-62	0
3 POINT FG-ATT	114-358	142-378	11/28/12	at Arizona	L 50-93	13003
3-point FG pct	.318	.376	12/1/12	SAM HOUSTON STATE	W 77-60	1807
3-pt FG made per game	5.7	7.1	12/5/12	LOYOLA MARYMOUNT	Lot 86-92	1245
FREE THROWS-ATT	230-344	307-434	* 12/17/12	MONTANA STATE	W 87-80	712
Free throw pct	.669	.707	* 12/19/12	MONTANA	L 56-62	664
F-Throws made per game	11.5	15.4	12/21/12	at Colorado	L 51-98	10034
REBOUNDS	651	735	12/27/12	at BYU	L 54-84	17342
Rebounds per game	32.5	36.8	* 01/03/13	SACRAMENTO STATE	W 57-50	657
Rebounding margin	-4.2	-	* 1/5/13	SOUTHERN UTAH	L 77-90	706
ASSISTS	287	292	* 1/10/13	at Eastern Washington	L 59-82	1010
Assists per game	14.4	14.6	* 01/12/13	at Portland State	L 74-79	844
TURNOVERS	285	291	* 01/17/13	at Weber State	L 70-83	6077
Turnovers per game	14.3	14.6	* 1/19/13	at Idaho State	W 60-55	2186
Turnover margin	+0.3	-	* 1/24/13	NORTHERN COLORADO	W 67-65	853
Assist/turnover ratio	1.0	1.0	* 1/26/13	NORTH DAKOTA	L 79-81	1601
STEALS	154	160				
Steals per game	7.7	8.0				
BLOCKS	55	79				
Blocks per game	2.8	4.0				
ATTENDANCE	8245	75796				
Home games-Avg/Game	8-1031	10-7580				
Neutral site-Avg/Game	-	2-0				

* - Conference game

Score by Periods	1st	2nd	OT	Totals
Northern Arizona	642	686	6	1334
Opponents	745	766	12	1523

2012-13 Northern Arizona Basketball
Northern Arizona Combined Team Statistics (as of Jan 26, 2013)
Conference games

RECORD:	OVERALL	HOME	AWAY	NEUTRAL
ALL GAMES	4-6	3-3	1-3	0-0
CONFERENCE	4-6	3-3	1-3	0-0
NON-CONFERENCE	0-0	0-0	0-0	0-0

#	Player	gp-gs	min	avg	Total		3-Point		F-Throw		Rebounds				pf	dq	a	to	blk	stl	pts	avg		
					fg-fga	fg%	3fg-fga	3fg%	ft-fta	ft%	off	def	tot	avg										
11	ROGERS, Gabe	10-10	331	33.1	66-161	.410	22-70	.314	26-31	.839	5	11	16	1.6	18	0	23	19	1	12	180	18.0		
12	RUSSELL, DeWayne	10-10	338	33.8	45-116	.388	15-43	.349	47-70	.671	4	13	17	1.7	23	1	35	33	0	19	152	15.2		
33	JACOBSEN, Max	10-10	223	22.3	47-76	.618	0-0	.000	15-26	.577	15	36	51	5.1	25	0	13	8	5	7	109	10.9		
20	BEWERNICK, Gaellan	10-10	298	29.8	30-50	.600	0-2	.000	10-24	.417	21	37	58	5.8	27	0	11	18	4	9	70	7.0		
21	SALDIVAR, Stallon	10-10	343	34.3	23-56	.411	5-17	.294	9-14	.643	7	49	56	5.6	19	0	51	25	1	17	60	6.0		
02	DUNN, Michael	10-0	207	20.7	18-39	.462	7-17	.412	11-13	.846	5	11	16	1.6	27	2	10	10	6	12	54	5.4		
42	EKANEM, Ephraim	10-0	100	10.0	13-28	.464	0-0	.000	4-12	.333	11	16	27	2.7	19	1	1	6	4	2	30	3.0		
01	HAMILTON, Blake	2-0	13	6.5	0-4	.000	0-1	.000	5-6	.833	0	2	2	1.0	1	0	0	1	0	1	5	2.5		
40	OLAYINKA, Ben	1-0	8	8.0	1-2	.500	0-0	.000	0-0	.000	0	0	0	0.0	1	0	1	0	0	0	2	2.0		
34	MARTIN, Jordyn	10-0	119	11.9	8-20	.400	0-0	.000	3-5	.600	11	19	30	3.0	17	0	6	6	5	2	19	1.9		
10	HEINE, Chris	3-0	5	1.7	1-1	1.000	1-1	1.000	0-0	.000	0	0	0	0.0	0	0	0	0	0	0	3	1.0		
23	FLORES, Luis	3-0	15	5.0	0-5	.000	0-3	.000	2-2	1.000	1	2	3	1.0	4	0	0	3	0	0	2	0.7		
Team											21	26	47											
Total.....		10	2000		252-558	.452	50-154	.325	132-203	.650	101	222	323	32.3	181	4	151	129	26	81	686	68.6		
Opponents.....		10	2000		250-524	.477	63-160	.394	164-227	.722	89	249	338	33.8	188	-	128	152	43	71	727	72.7		

TEAM STATISTICS	NAU	OPP	Date	Opponent	Score	Att.
SCORING	686	727	* 12/17/12	MONTANA STATE	w 87-80	712
Points per game	68.6	72.7	* 12/19/12	MONTANA	L 56-62	664
Scoring margin	-4.1	-	* 01/03/13	SACRAMENTO STATE	w 57-50	657
FIELD GOALS-ATT	252-558	250-524	* 1/5/13	SOUTHERN UTAH	L 77-90	706
Field goal pct	.452	.477	* 1/10/13	at Eastern Washington	L 59-82	1010
3 POINT FG-ATT	50-154	63-160	* 01/12/13	at Portland State	L 74-79	844
3-point FG pct	.325	.394	* 01/17/13	at Weber State	L 70-83	6077
3-pt FG made per game	5.0	6.3	* 1/19/13	at Idaho State	w 60-55	2186
FREE THROWS-ATT	132-203	164-227	* 1/24/13	NORTHERN COLORADO	w 67-65	853
Free throw pct	.650	.722	* 1/26/13	NORTH DAKOTA	L 79-81	1601
F-Throws made per game	13.2	16.4	* - Conference game			
REBOUNDS	323	338				
Rebounds per game	32.3	33.8				
Rebounding margin	-1.5	-				
ASSISTS	151	128				
Assists per game	15.1	12.8				
TURNOVERS	129	152				
Turnovers per game	12.9	15.2				
Turnover margin	+2.3	-				
Assist/turnover ratio	1.2	0.8				
STEALS	81	71				
Steals per game	8.1	7.1				
BLOCKS	26	43				
Blocks per game	2.6	4.3				
ATTENDANCE	5193	10117				
Home games-Avg/Game	6-866	4-2529				
Neutral site-Avg/Game	-	0-0				

Score by Periods	1st	2nd	Totals
Northern Arizona	333	353	686
Opponents	336	391	727

2012-13 Northern Arizona Basketball
Northern Arizona Team Game-by-Game Comparison (as of Jan 26, 2013)
All games

Opponent	1st	2nd	Score	Mar	Total FG	FG Pct	3-Pointers	3FG Pct	Free Throws	FT Pct	Rebounds	Assist	T/Over	Block	Steal	Fouls
Oregon	35/45	38/38	73-83	(10)	29-70/28-58	.414/.483	10-29/5-15	.345/.333	5-10/22-32	.500/.688	36/43 (7)	16/12	16/18	2/3	7/8	24/11
UNLV	23/45	31/47	54-92	(38)	15-60/33-66	.250/.500	5-21/9-27	.238/.333	19-24/17-21	.792/.810	29/51 (22)	9/24	18/17	0/8	6/11	19/22
UC Davis	51/42	34/40	85-82	+3	33-66/30-63	.500/.476	10-25/9-27	.400/.333	9-12/13-19	.750/.684	33/36 (3)	19/18	11/13	7/3	9/6	15/14
Jacksonville State	19/31	29/19	48-50	(2)	16-35/15-46	.457/.326	2-7/2-10	.286/.200	14-20/18-28	.700/.643	28/31 (3)	8/5	20/14	5/3	4/10	23/19
Campbell	39/28	31/34	70-62	+8	29-52/25-61	.558/.410	7-19/5-23	.368/.217	5-10/7-9	.500/.778	34/29 +5	19/12	13/10	0/0	4/5	8/13
Arizona	26/39	24/54	50-93	(43)	20-55/30-52	.364/.577	5-17/12-21	.294/.571	5-9/21-28	.556/.750	27/39 (12)	8/22	15/11	3/5	8/8	21/13
SAM HOUSTON STATE	34/25	43/35	77-60	+17	26-55/22-68	.473/.324	7-19/4-25	.368/.160	18-22/12-15	.818/.800	37/44 (7)	19/9	11/13	5/3	8/5	16/18
LOYOLA MARYMOUNT	38/49	42/31	86-92	(6)	34-71/32-64	.479/.500	7-22/14-25	.318/.560	11-17/14-21	.647/.667	41/36 +5	22/18	12/14	2/3	10/8	17/19
MONTANA STATE	46/28	41/52	87-80	+7	30-54/27-60	.556/.450	3-12/9-26	.250/.346	24-35/17-25	.686/.680	40/28 +12	20/13	19/17	4/5	7/9	21/25
MONTANA	33/29	23/33	56-62	(6)	19-54/23-52	.352/.442	6-18/7-20	.333/.350	12-17/9-13	.706/.692	34/38 (4)	14/13	15/14	1/4	7/8	14/18
Colorado	21/57	30/41	51-98	(47)	19-61/40-60	.311/.667	7-27/11-20	.259/.550	6-7/7-15	.857/.467	22/45 (23)	6/24	16/16	3/4	7/13	11/16
BYU	23/48	31/36	54-84	(30)	22-60/32-69	.367/.464	4-18/8-25	.222/.320	6-10/12-19	.600/.632	41/43 (2)	10/20	24/13	2/4	10/15	15/12
SACRAMENTO STATE	30/25	27/25	57-50	+7	18-56/16-47	.321/.340	6-22/4-14	.273/.286	15-20/14-17	.750/.824	33/40 (7)	12/6	8/20	4/4	13/0	13/19
SOUTHERN UTAH	30/42	47/48	77-90	(13)	26-63/25-44	.413/.568	3-17/7-13	.176/.538	22-34/33-42	.647/.786	33/34 (1)	15/12	14/22	1/3	12/7	31/27
Eastern Washington	22/40	37/42	59-82	(23)	22-63/33-66	.349/.500	3-12/8-17	.250/.471	12-21/8-20	.571/.400	37/49 (12)	10/18	14/19	7/11	12/8	16/19
Portland State	32/34	42/45	74-79	(5)	31-55/26-52	.564/.500	5-15/8-13	.333/.615	7-11/19-24	.636/.792	30/28 +2	22/18	18/14	3/1	7/13	16/15
Weber State	31/38	39/45	70-83	(13)	30-60/25-51	.500/.490	2-9/4-12	.222/.333	8-15/29-33	.533/.879	29/34 (5)	11/11	7/10	1/9	3/5	20/13
Idaho State	30/30	30/25	60-55	+5	19-46/20-49	.413/.408	8-18/3-14	.444/.214	14-19/12-20	.737/.600	36/27 +9	10/8	14/9	1/0	5/7	20/20
NORTHERN COLORADO	32/34	35/31	67-65	+2	28-54/25-48	.519/.521	7-18/5-10	.389/.500	4-10/10-16	.400/.625	25/31 (6)	16/13	10/14	2/2	5/5	13/15
NORTH DAKOTA	47/36	32/45	79-81	(2)	29-53/30-55	.547/.545	7-13/8-21	.538/.381	14-21/13-17	.667/.765	26/29 (3)	21/16	10/13	2/4	10/9	17/17

Note: Game totals are displayed in the format TEAM/OPPONENT for each category

2012-13 Northern Arizona Basketball
Northern Arizona Team Game-by-Game (as of Jan 26, 2013)
All games

TEAM STATISTICS

Opponent	Date	Score		Total		3-Pointers		Free throws		Rebounds				pf	a	t/o	blk	stl	pts	avg
				fg-fga	pct	3fg-fga	pct	ft-fa	pct	off	def	tot	avg							
at Oregon	11/10/12	73-83	L	29-70	.414	10-29	.345	5-10	.500	13	23	36	36.0	24	16	16	2	7	73	73.0
at UNLV	11/12/12	54-92	L	15-60	.250	5-21	.238	19-24	.792	9	20	29	32.5	19	9	18	0	6	54	63.5
at UC Davis	11/18/12	85-82	W	33-66	.500	10-25	.400	9-12	.750	11	22	33	32.7	15	19	11	7	9	85	70.7
vs Jacksonville State	11/23/12	48-50	L	16-35	.457	2-7	.286	14-20	.700	8	20	28	31.5	23	8	20	5	4	48	65.0
vs Campbell	11/24/12	70-62	W	29-52	.558	7-19	.368	5-10	.500	7	27	34	32.0	8	19	13	0	4	70	66.0
at Arizona	11/28/12	50-93	L	20-55	.364	5-17	.294	5-9	.556	7	20	27	31.2	21	8	15	3	8	50	63.3
SAM HOUSTON STATE	12/1/12	77-60	W	26-55	.473	7-19	.368	18-22	.818	7	30	37	32.0	16	19	11	5	8	77	65.3
LOYOLA MARYMOUNT	12/5/12	86-92	Lot	34-71	.479	7-22	.318	11-17	.647	16	25	41	33.1	17	22	12	2	10	86	67.9
MONTANA STATE	12/17/12	87-80	W	30-54	.556	3-12	.250	24-35	.686	12	28	40	33.9	21	20	19	4	7	87	70.0
MONTANA	12/19/12	56-62	L	19-54	.352	6-18	.333	12-17	.706	8	26	34	33.9	14	14	15	1	7	56	68.6
at Colorado	12/21/12	51-98	L	19-61	.311	7-27	.259	6-7	.857	7	15	22	32.8	11	6	16	3	7	51	67.0
at BYU	12/27/12	54-84	L	22-60	.367	4-18	.222	6-10	.600	9	32	41	33.5	15	10	24	2	10	54	65.9
SACRAMENTO STATE	01/03/13	57-50	W	18-56	.321	6-22	.273	15-20	.750	10	23	33	33.5	13	12	8	4	13	57	65.2
SOUTHERN UTAH	1/5/13	77-90	L	26-63	.413	3-17	.176	22-34	.647	19	14	33	33.4	31	15	14	1	12	77	66.1
at Eastern Washington	1/10/13	59-82	L	22-63	.349	3-12	.250	12-21	.571	15	22	37	33.7	16	10	14	7	12	59	65.6
at Portland State	01/12/13	74-79	L	31-55	.564	5-15	.333	7-11	.636	7	23	30	33.4	16	22	18	3	7	74	66.1
at Weber State	01/17/13	70-83	L	30-60	.500	2-9	.222	8-15	.533	9	20	29	33.2	20	11	7	1	3	70	66.4
at Idaho State	1/19/13	60-55	W	19-46	.413	8-18	.444	14-19	.737	10	26	36	33.3	20	10	14	1	5	60	66.0
NORTHERN COLORADO	1/24/13	67-65	W	28-54	.519	7-18	.389	4-10	.400	5	20	25	32.9	13	16	10	2	5	67	66.1
NORTH DAKOTA	1/26/13	79-81	L	29-53	.547	7-13	.538	14-21	.667	6	20	26	32.5	17	21	10	2	10	79	66.7
Northern Arizona		1334		495-1143	.433	114-358	.318	230-344	.669	195	456	651	32.5	350	287	285	55	154	1334	66.7
Opponents		1523		537-1131	.475	142-378	.376	307-434	.707	210	525	735	36.8	345	292	291	79	160	1523	76.2

Games played: 20
Points/game: 66.7
FG Pct: 43.3
3FG Pct: 31.8
FT Pct: 66.9

Rebounds/game: 32.5
Assists/game: 14.4
Turnovers/game: 14.3
Assist/turnover ratio: 1.0
Steals/game: 7.7
Blocks/game: 2.8

2012-13 Northern Arizona Basketball
Northern Arizona Points-Rebounds-Assists (as of Jan 26, 2013)
All games

Opponent	Date	Score		01	02	10	11	12	20	21
				HAMILTON,B	DUNN,MICHA	HEINE,CHRI	ROGERS,GAB	RUSSELL,DE	BEWERNICK,	SALDIVAR,S
at Oregon	11/10/12	73-83	L	4-2-0	13-5-2	DNP	8-3-4	15-2-3	7-4-1	8-7-4
at UNLV	11/12/12	54-92	L	6-1-0	11-5-4	0-0-0	13-4-0	16-1-3	DNP	0-1-0
at UC Davis	11/18/12	85-82	w	8-0-3	2-5-3	DNP	27-2-2	25-4-6	5-7-2	DNP
vs Jacksonville State	11/23/12	48-50	L	0-1-0	0-2-0	DNP	22-2-1	10-4-3	4-4-2	2-4-2
vs Campbell	11/24/12	70-62	w	DNP	3-4-5	DNP	13-3-5	13-3-5	13-9-0	5-6-4
at Arizona	11/28/12	50-93	L	11-3-2	0-2-1	0-0-0	7-1-2	13-6-1	6-5-1	4-1-0
SAM HOUSTON STATE	12/1/12	77-60	w	2-1-0	7-4-4	2-0-0	19-3-2	22-4-4	4-12-1	11-3-5
LOYOLA MARYMOUNT	12/5/12	86-92	L	7-2-0	6-1-4	DNP	22-3-0	23-5-6	7-4-0	5-6-7
MONTANA STATE	12/17/12	87-80	w	DNP	2-3-0	DNP	11-1-3	16-8-5	13-4-2	12-4-6
MONTANA	12/19/12	56-62	L	DNP	5-1-0	DNP	16-1-3	12-0-4	5-4-0	4-8-5
at Colorado	12/21/12	51-98	L	DNP	0-0-0	0-0-0	8-3-1	15-1-2	0-1-1	7-5-2
at BYU	12/27/12	54-84	L	0-0-0	17-4-1	0-0-0	8-3-3	9-0-1	4-7-1	8-9-4
SACRAMENTO STATE	01/03/13	57-50	w	DNP	2-2-3	DNP	11-0-0	25-2-5	4-7-0	5-5-3
SOUTHERN UTAH	1/5/13	77-90	L	DNP	10-1-0	0-0-0	23-3-3	18-2-3	1-7-1	4-5-8
at Eastern Washington	1/10/13	59-82	L	2-1-0	11-5-0	3-0-0	6-2-3	17-0-3	4-5-1	4-7-2
at Portland State	01/12/13	74-79	L	DNP	9-2-0	0-0-0	17-0-4	10-0-4	14-5-2	6-8-6
at Weber State	01/17/13	70-83	L	DNP	0-0-1	DNP	11-4-0	15-1-1	8-5-1	12-5-5
at Idaho State	1/19/13	60-55	w	3-1-0	2-1-2	DNP	22-3-2	19-1-1	4-14-1	6-4-4
NORTHERN COLORADO	1/24/13	67-65	w	DNP	5-1-1	DNP	28-1-2	13-0-6	6-3-1	5-5-5
NORTH DAKOTA	1/26/13	79-81	L	DNP	8-0-3	DNP	35-1-3	7-3-3	11-4-2	2-5-7

Opponent	Date	Score		23	30	33	34	40	42	50
				FLORES,LUI	GOSAR,BRYC	JACOBSEN,M	MARTIN,JOR	OLAYINKA,B	EKANEM,EPH	WAHL,NICK
at Oregon	11/10/12	73-83	L	0-0-1	DNP	10-5-0	4-2-0	DNP	4-5-1	0-0-0
at UNLV	11/12/12	54-92	L	0-0-0	0-0-1	2-3-0	6-5-1	DNP	0-1-0	DNP
at UC Davis	11/18/12	85-82	w	DNP	DNP	6-3-3	0-1-0	DNP	12-7-0	DNP
vs Jacksonville State	11/23/12	48-50	L	DNP	DNP	0-4-0	2-0-0	0-2-0	8-0-0	DNP
vs Campbell	11/24/12	70-62	w	DNP	DNP	11-3-0	6-2-0	4-2-0	2-0-0	DNP
at Arizona	11/28/12	50-93	L	2-1-0	0-0-0	5-2-1	0-0-0	2-0-0	0-3-0	DNP
SAM HOUSTON STATE	12/1/12	77-60	w	0-0-0	0-1-0	3-3-1	6-2-2	DNP	1-2-0	DNP
LOYOLA MARYMOUNT	12/5/12	86-92	L	DNP	DNP	10-10-2	4-8-3	DNP	2-0-0	DNP
MONTANA STATE	12/17/12	87-80	w	DNP	DNP	22-9-2	6-5-1	2-0-1	3-1-0	DNP
MONTANA	12/19/12	56-62	L	DNP	DNP	8-7-2	0-4-0	DNP	6-3-0	DNP
at Colorado	12/21/12	51-98	L	9-0-0	0-0-0	10-6-0	0-3-0	2-1-0	0-1-0	DNP
at BYU	12/27/12	54-84	L	0-0-0	0-0-0	6-2-0	0-4-0	DNP	2-8-0	DNP
SACRAMENTO STATE	01/03/13	57-50	w	DNP	DNP	7-6-1	3-1-0	DNP	0-5-0	DNP
SOUTHERN UTAH	1/5/13	77-90	L	2-1-0	DNP	16-3-0	0-4-0	DNP	3-4-0	DNP
at Eastern Washington	1/10/13	59-82	L	0-2-0	DNP	9-3-1	0-3-0	DNP	3-3-0	DNP
at Portland State	01/12/13	74-79	L	DNP	DNP	14-6-3	0-2-3	DNP	4-2-0	DNP
at Weber State	01/17/13	70-83	L	0-0-0	DNP	18-7-2	4-1-0	DNP	2-1-1	DNP
at Idaho State	1/19/13	60-55	w	DNP	DNP	0-3-0	4-5-0	DNP	0-0-0	DNP
NORTHERN COLORADO	1/24/13	67-65	w	DNP	DNP	8-6-1	0-5-0	DNP	2-2-0	DNP
NORTH DAKOTA	1/26/13	79-81	L	DNP	DNP	7-1-1	2-0-2	DNP	7-6-0	DNP

2012-13 Northern Arizona Basketball
Northern Arizona Individual Game-by-Game (as of Jan 26, 2013)
All games

#01 HAMILTON, Blake

Opponent	Date	gs	min	Total		3-Pointers		Free throws		Rebounds				pf	a	t/o	blk	stl	pts	avg
				fg-fga	pct	3fg-fga	pct	ft-fga	pct	off	def	tot	avg							
at Oregon	11/10/12		12	1-4	.250	1-1	1.000	1-2	.500	0	2	2	2.0	2	0	3	0	0	4	4.0
at UNLV	11/12/12		20	2-13	.154	0-2	.000	2-4	.500	1	0	1	1.5	2	0	1	0	1	6	5.0
at UC Davis	11/18/12		18	3-7	.429	0-2	.000	2-3	.667	0	0	0	1.0	2	3	2	1	1	8	6.0
vs Jacksonville State	11/23/12		6	0-0	.000	0-0	.000	0-0	.000	0	1	1	1.0	1	0	1	0	0	0	4.5
at Arizona	11/28/12		13	4-5	.800	1-1	1.000	2-4	.500	0	3	3	1.4	2	2	0	0	0	11	5.8
SAM HOUSTON STATE	12/1/12		8	1-1	1.000	0-0	.000	0-0	.000	1	0	1	1.3	1	0	0	0	0	2	5.2
LOYOLA MARYMOUNT	12/5/12		8	3-3	1.000	0-0	.000	1-1	1.000	0	2	2	1.4	1	0	0	0	0	7	5.4
at BYU	12/27/12		0	0-1	.000	0-1	.000	0-0	.000	0	0	0	1.3	0	0	0	0	0	0	4.8
at Eastern Washington	1/10/13		7	0-3	.000	0-1	.000	2-2	1.000	0	1	1	1.2	0	0	1	0	1	2	4.4
at Idaho State	1/19/13		6	0-1	.000	0-0	.000	3-4	.750	0	1	1	1.2	1	0	0	0	0	3	4.3
Totals		0	98	14-38	.368	2-8	.250	13-20	.650	2	10	12	1.2	12	5	8	1	3	43	4.3

Games played: 10
Minutes/game: 9.8
Points/game: 4.3
FG Pct: 36.8
3FG Pct: 25.0
FT Pct: 65.0

Rebounds/game: 1.2
Assists/game: 0.5
Turnovers/game: 0.8
Assist/turnover ratio: 0.6
Steals/game: 0.3
Blocks/game: 0.1

#02 DUNN, Michael

Opponent	Date	gs	min	Total		3-Pointers		Free throws		Rebounds				pf	a	t/o	blk	stl	pts	avg
				fg-fga	pct	3fg-fga	pct	ft-fga	pct	off	def	tot	avg							
at Oregon	11/10/12	*	31	4-13	.308	3-9	.333	2-4	.500	0	5	5	5.0	4	2	1	1	1	13	13.0
at UNLV	11/12/12	*	35	3-6	.500	1-3	.333	4-5	.800	0	5	5	5.0	2	4	3	0	2	11	12.0
at UC Davis	11/18/12	*	35	1-6	.167	0-3	.000	0-0	.000	1	4	5	5.0	4	3	0	0	1	2	8.7
vs Jacksonville State	11/23/12	*	13	0-1	.000	0-0	.000	0-0	.000	0	2	2	4.3	4	0	4	0	1	0	6.5
vs Campbell	11/24/12	*	30	1-3	.333	1-1	1.000	0-0	.000	0	4	4	4.2	0	5	2	0	0	3	5.8
at Arizona	11/28/12	*	20	0-4	.000	0-2	.000	0-0	.000	0	2	2	3.8	4	1	2	0	0	0	4.8
SAM HOUSTON STATE	12/1/12	*	20	2-3	.667	1-1	1.000	2-2	1.000	0	4	4	3.9	3	4	1	0	2	7	5.1
LOYOLA MARYMOUNT	12/5/12	*	19	1-4	.250	0-1	.000	4-6	.667	1	0	1	3.5	4	4	0	0	1	6	5.3
MONTANA STATE	12/17/12		25	1-2	.500	0-1	.000	0-0	.000	0	3	3	3.4	3	0	3	1	1	2	4.9
MONTANA	12/19/12		18	2-4	.500	0-1	.000	1-1	1.000	0	1	1	3.2	2	0	2	0	1	5	4.9
at Colorado	12/21/12		9	0-3	.000	0-2	.000	0-0	.000	0	0	0	2.9	1	0	0	0	1	0	4.5
at BYU	12/27/12		19	7-9	.778	1-3	.333	2-2	1.000	0	4	4	3.0	2	1	2	0	1	17	5.5
SACRAMENTO STATE	01/03/13		27	0-3	.000	0-2	.000	2-4	.500	1	1	2	2.9	1	3	0	0	4	2	5.2
SOUTHERN UTAH	1/5/13		14	3-3	1.000	2-2	1.000	2-2	1.000	1	0	1	2.8	5	0	1	0	1	10	5.6
at Eastern Washington	1/10/13		24	5-10	.500	1-2	.500	0-0	.000	3	2	5	2.9	5	0	0	3	0	11	5.9
at Portland State	01/12/13		20	2-3	.667	1-2	.500	4-4	1.000	0	2	2	2.9	1	0	3	1	2	9	6.1
at Weber State	01/17/13		20	0-4	.000	0-2	.000	0-0	.000	0	0	0	2.7	1	1	0	0	0	0	5.8
at Idaho State	1/19/13		15	1-2	.500	0-1	.000	0-0	.000	0	1	1	2.6	4	2	0	0	0	2	5.6
NORTHERN COLORADO	1/24/13		17	2-5	.400	1-2	.500	0-0	.000	0	1	1	2.5	2	1	0	0	0	5	5.5
NORTH DAKOTA	1/26/13		27	2-3	.667	2-2	1.000	2-2	1.000	0	0	0	2.4	3	3	1	1	3	8	5.7
Totals		8	438	37-91	.407	14-42	.333	25-32	.781	7	41	48	2.4	55	34	25	7	22	113	5.7

Games played: 20
Minutes/game: 21.9
Points/game: 5.7
FG Pct: 40.7
3FG Pct: 33.3
FT Pct: 78.1

Rebounds/game: 2.4
Assists/game: 1.7
Turnovers/game: 1.3
Assist/turnover ratio: 1.4
Steals/game: 1.1
Blocks/game: 0.4

2012-13 Northern Arizona Basketball
Northern Arizona Individual Game-by-Game (as of Jan 26, 2013)
All games

#10 HEINE, Chris

Opponent	Date	gs	min	Total		3-Pointers		Free throws		Rebounds				pf	a	t/o	blk	stl	pts	avg
				fg-fga	pct	3fg-fga	pct	ft-fa	pct	off	def	tot	avg							
at UNLV	11/12/12	1		0-0	.000	0-0	.000	0-0	.000	0	0	0	0.0	0	0	0	0	0	0	0.0
at Arizona	11/28/12	1		0-0	.000	0-0	.000	0-0	.000	0	0	0	0.0	0	0	0	0	0	0	0.0
SAM HOUSTON STATE	12/1/12	1		1-1	1.000	0-0	.000	0-0	.000	0	0	0	0.0	0	0	0	0	0	2	0.7
at Colorado	12/21/12	2		0-0	.000	0-0	.000	0-0	.000	0	0	0	0.0	0	0	0	0	0	0	0.5
at BYU	12/27/12	2		0-0	.000	0-0	.000	0-0	.000	0	0	0	0.0	0	0	0	0	1	0	0.4
SOUTHERN UTAH	1/5/13	0		0-0	.000	0-0	.000	0-0	.000	0	0	0	0.0	0	0	0	0	0	0	0.3
at Eastern Washington	1/10/13	5		1-1	1.000	1-1	1.000	0-0	.000	0	0	0	0.0	0	0	0	0	0	3	0.7
at Portland State	01/12/13	0		0-0	.000	0-0	.000	0-0	.000	0	0	0	0.0	0	0	0	0	0	0	0.6
Totals		0	12	2-2	1.000	1-1	1.000	0-0	.000	0	0	0	0.0	0	0	0	0	1	5	0.6

Games played: 8
Minutes/game: 1.5
Points/game: 0.6
FG Pct: 100.0
3FG Pct: 100.0

Steals/game: 0.1

#11 ROGERS, Gabe

Opponent	Date	gs	min	Total		3-Pointers		Free throws		Rebounds				pf	a	t/o	blk	stl	pts	avg
				fg-fga	pct	3fg-fga	pct	ft-fa	pct	off	def	tot	avg							
at Oregon	11/10/12	*	33	3-13	.231	2-9	.222	0-0	.000	1	2	3	3.0	3	4	5	0	2	8	8.0
at UNLV	11/12/12	*	33	4-21	.190	3-11	.273	2-2	1.000	0	4	4	3.5	1	0	2	0	0	13	10.5
at UC Davis	11/18/12	*	37	10-23	.435	4-11	.364	3-4	.750	1	1	2	3.0	0	2	3	0	3	27	16.0
vs Jacksonville State	11/23/12	*	39	6-15	.400	2-5	.400	8-8	1.000	0	2	2	2.8	1	1	3	0	0	22	17.5
vs Campbell	11/24/12	*	34	5-15	.333	3-9	.333	0-0	.000	0	3	3	2.8	0	5	4	0	2	13	16.6
at Arizona	11/28/12	*	26	3-11	.273	1-5	.200	0-0	.000	0	1	1	2.5	2	2	0	0	1	7	15.0
SAM HOUSTON STATE	12/1/12	*	34	7-23	.304	4-13	.308	1-1	1.000	1	2	3	2.6	2	2	3	0	1	19	15.6
LOYOLA MARYMOUNT	12/5/12	*	41	8-21	.381	6-15	.400	0-0	.000	0	3	3	2.6	0	0	3	0	1	22	16.4
MONTANA STATE	12/17/12	*	25	4-14	.286	1-6	.167	2-3	.667	0	1	1	2.4	4	3	4	0	2	11	15.8
MONTANA	12/19/12	*	37	5-13	.385	5-11	.455	1-2	.500	0	1	1	2.3	1	3	2	0	1	16	15.8
at Colorado	12/21/12	*	33	2-10	.200	2-7	.286	2-2	1.000	1	2	3	2.4	2	1	6	0	1	8	15.1
at BYU	12/27/12	*	32	2-13	.154	0-6	.000	4-5	.800	1	2	3	2.4	0	3	10	0	0	8	14.5
SACRAMENTO STATE	01/03/13	*	27	5-15	.333	1-7	.143	0-0	.000	0	0	0	2.2	3	0	1	1	0	11	14.2
SOUTHERN UTAH	1/5/13	*	38	7-20	.350	0-4	.000	9-11	.818	2	1	3	2.3	3	3	1	0	1	23	14.9
at Eastern Washington	1/10/13	*	31	3-15	.200	0-4	.000	0-0	.000	1	1	2	2.3	0	3	4	0	2	6	14.3
at Portland State	01/12/13	*	30	7-14	.500	2-7	.286	1-1	1.000	0	0	0	2.1	1	4	0	0	0	17	14.4
at Weber State	01/17/13	*	32	4-11	.364	1-4	.250	2-2	1.000	1	3	4	2.2	1	0	0	0	1	11	14.2
at Idaho State	1/19/13	*	35	7-17	.412	4-10	.400	4-4	1.000	0	3	3	2.3	1	2	4	0	1	22	14.7
NORTHERN COLORADO	1/24/13	*	37	11-19	.579	4-9	.444	2-2	1.000	0	1	1	2.2	1	2	1	0	1	28	15.4
NORTH DAKOTA	1/26/13	*	39	13-23	.565	4-8	.500	5-6	.833	1	0	1	2.2	3	3	2	0	3	35	16.4
Totals		20	673	116-326	.356	49-161	.304	46-53	.868	10	33	43	2.2	29	43	58	1	23	327	16.4

Games played: 20
Minutes/game: 33.7
Points/game: 16.4
FG Pct: 35.6
3FG Pct: 30.4
FT Pct: 86.8

Rebounds/game: 2.2
Assists/game: 2.2
Turnovers/game: 2.9
Assist/turnover ratio: 0.7
Steals/game: 1.2
Blocks/game: 0.1

2012-13 Northern Arizona Basketball
Northern Arizona Individual Game-by-Game (as of Jan 26, 2013)
All games

#12 RUSSELL, DeWayne

Opponent	Date	gs	min	Total		3-Pointers		Free throws		Rebounds				pf	a	t/o	blk	stl	pts	avg	
				fg-fga	pct	3fg-fga	pct	ft-fa	pct	off	def	tot	avg								
at Oregon	11/10/12		19	6-12	.500	3-5	.600	0-0	.000	0	2	2	2.0	0	3	4	0	2	15	15.0	
at UNLV	11/12/12	*	38	3-9	.333	1-3	.333	9-9	1.000	0	1	1	1.5	4	3	6	0	1	16	15.5	
at UC Davis	11/18/12	*	35	8-12	.667	5-8	.625	4-4	1.000	0	4	4	2.3	4	6	1	0	2	25	18.7	
vs Jacksonville State	11/23/12	*	38	3-7	.429	0-1	.000	4-4	1.000	0	4	4	2.8	1	3	3	0	2	10	16.5	
vs Campbell	11/24/12	*	37	5-11	.455	2-6	.333	1-2	.500	0	3	3	2.8	3	5	2	0	1	13	15.8	
at Arizona	11/28/12	*	34	5-15	.333	2-6	.333	1-1	1.000	2	4	6	3.3	1	1	4	1	2	13	15.3	
SAM HOUSTON STATE	12/1/12	*	31	6-10	.600	1-3	.333	9-10	.900	0	4	4	3.4	0	4	0	1	2	22	16.3	
LOYOLA MARYMOUNT	12/5/12	*	39	9-16	.563	1-3	.333	4-4	1.000	0	5	5	3.6	1	6	3	1	4	23	17.1	
MONTANA STATE	12/17/12	*	37	3-7	.429	1-3	.333	9-13	.692	3	5	8	4.1	2	5	3	0	2	16	17.0	
MONTANA	12/19/12	*	28	3-14	.214	1-4	.250	5-7	.714	0	0	0	3.7	3	4	5	0	1	12	16.5	
at Colorado	12/21/12	*	28	6-15	.400	1-7	.143	2-2	1.000	0	1	1	3.5	0	2	4	0	2	15	16.4	
at BYU	12/27/12	*	27	4-14	.286	1-3	.333	0-0	.000	0	0	0	3.2	3	1	4	0	1	9	15.8	
SACRAMENTO STATE	01/03/13	*	35	5-12	.417	4-9	.444	11-12	.917	0	2	2	3.1	0	5	1	0	4	25	16.5	
SOUTHERN UTAH	1/5/13	*	34	6-15	.400	1-6	.167	5-8	.625	0	2	2	3.0	3	3	5	0	2	18	16.6	
at Eastern Washington	1/10/13	*	35	5-11	.455	1-1	1.000	6-8	.750	0	0	0	2.8	2	3	2	0	7	17	16.6	
at Portland State	01/12/13	*	36	4-10	.400	2-5	.400	0-1	.000	0	0	0	2.6	3	4	6	0	0	10	16.2	
at Weber State	01/17/13	*	33	6-16	.375	0-2	.000	3-6	.500	0	1	1	2.5	2	1	2	0	0	15	16.1	
at Idaho State	1/19/13	*	27	7-12	.583	3-6	.500	2-3	.667	1	0	1	2.4	5	1	3	0	1	19	16.3	
NORTHERN COLORADO	1/24/13	*	36	5-12	.417	1-5	.200	2-6	.333	0	0	0	2.3	1	6	3	0	1	13	16.1	
NORTH DAKOTA	1/26/13	*	37	1-7	.143	1-2	.500	4-6	.667	0	3	3	2.4	2	3	3	0	1	7	15.7	
Totals			19	664	100-237	.422	32-88	.364	81-106	.764	6	41	47	2.4	40	69	64	3	38	313	15.7

Games played: 20
Minutes/game: 33.2
Points/game: 15.7
FG Pct: 42.2
3FG Pct: 36.4
FT Pct: 76.4

Rebounds/game: 2.4
Assists/game: 3.5
Turnovers/game: 3.2
Assist/turnover ratio: 1.1
Steals/game: 1.9
Blocks/game: 0.2

#20 BEWERNICK, Gaellan

Opponent	Date	gs	min	Total		3-Pointers		Free throws		Rebounds				pf	a	t/o	blk	stl	pts	avg	
				fg-fga	pct	3fg-fga	pct	ft-fa	pct	off	def	tot	avg								
at Oregon	11/10/12	*	20	3-5	.600	0-1	.000	1-2	.500	3	1	4	4.0	3	1	1	0	1	7	7.0	
at UC Davis	11/18/12	*	34	2-6	.333	1-1	1.000	0-1	.000	4	3	7	5.5	0	2	2	3	0	5	6.0	
vs Jacksonville State	11/23/12	*	25	2-3	.667	0-0	.000	0-2	.000	2	2	4	5.0	4	2	0	0	4	5.3		
vs Campbell	11/24/12	*	33	6-9	.667	0-1	.000	1-2	.500	1	8	9	6.0	1	0	0	0	0	13	7.3	
at Arizona	11/28/12	*	29	3-6	.500	0-0	.000	0-0	.000	2	3	5	5.8	1	1	1	0	2	6	7.0	
SAM HOUSTON STATE	12/1/12	*	23	2-3	.667	0-0	.000	0-0	.000	3	9	12	6.8	2	1	2	0	1	4	6.5	
LOYOLA MARYMOUNT	12/5/12	*	14	3-5	.600	0-0	.000	1-1	1.000	4	0	4	6.4	4	0	2	0	1	7	6.6	
MONTANA STATE	12/17/12	*	25	5-8	.625	0-1	.000	3-5	.600	0	4	4	6.1	4	2	2	1	1	13	7.4	
MONTANA	12/19/12	*	24	2-7	.286	0-0	.000	1-3	.333	1	3	4	5.9	2	0	2	0	1	5	7.1	
at Colorado	12/21/12	*	18	0-3	.000	0-1	.000	0-0	.000	0	1	1	5.4	0	1	3	0	0	0	6.4	
at BYU	12/27/12	*	22	2-4	.500	0-0	.000	0-0	.000	3	4	7	5.5	2	1	0	0	0	4	6.2	
SACRAMENTO STATE	01/03/13	*	38	2-7	.286	0-0	.000	0-0	.000	3	4	7	5.7	2	0	1	0	0	4	6.0	
SOUTHERN UTAH	1/5/13	*	38	0-0	.000	0-0	.000	1-3	.333	4	3	7	5.8	3	1	4	0	3	1	5.6	
at Eastern Washington	1/10/13	*	22	2-3	.667	0-0	.000	0-0	.000	2	3	5	5.7	2	1	2	2	0	4	5.5	
at Portland State	01/12/13	*	32	7-10	.700	0-1	.000	0-1	.000	2	3	5	5.7	4	2	3	1	3	14	6.1	
at Weber State	01/17/13	*	32	3-4	.750	0-0	.000	2-4	.500	1	4	5	5.6	4	1	0	0	0	8	6.2	
at Idaho State	1/19/13	*	35	1-2	.500	0-0	.000	2-5	.400	4	10	14	6.1	1	1	0	0	0	4	6.1	
NORTHERN COLORADO	1/24/13	*	30	3-4	.750	0-0	.000	0-2	.000	2	1	3	5.9	1	1	2	0	0	6	6.1	
NORTH DAKOTA	1/26/13	*	22	5-5	1.000	0-0	.000	1-1	1.000	2	2	4	5.8	4	2	2	0	1	11	6.3	
Totals			19	516	53-94	.564	1-6	.167	13-32	.406	43	68	111	5.8	44	20	29	7	14	120	6.3

Games played: 19
Minutes/game: 27.2
Points/game: 6.3
FG Pct: 56.4
3FG Pct: 16.7
FT Pct: 40.6

Rebounds/game: 5.8
Assists/game: 1.1
Turnovers/game: 1.5
Assist/turnover ratio: 0.7
Steals/game: 0.7
Blocks/game: 0.4

2012-13 Northern Arizona Basketball
Northern Arizona Individual Game-by-Game (as of Jan 26, 2013)
All games

#21 SALDIVAR, Stallon

Opponent	Date	gs	min	Total		3-Pointers		Free throws		Rebounds				pf	a	t/o	blk	stl	pts	avg	
				fg-fga	pct	3fg-fga	pct	ft-fta	pct	off	def	tot	avg								
at Oregon	11/10/12	*	30	3-7	.429	1-3	.333	1-2	.500	1	6	7	7.0	4	4	1	0	0	8	8.0	
at UNLV	11/12/12	*	6	0-1	.000	0-0	.000	0-0	.000	0	1	1	4.0	0	0	0	0	0	0	4.0	
vs Jacksonville State	11/23/12		24	1-3	.333	0-1	.000	0-0	.000	1	3	4	4.0	0	2	2	0	0	2	3.3	
vs Campbell	11/24/12		20	2-3	.667	1-2	.500	0-0	.000	0	6	6	4.5	0	4	0	0	0	5	3.8	
at Arizona	11/28/12		24	1-3	.333	1-3	.333	1-2	.500	0	1	1	3.8	1	0	4	0	0	4	3.8	
SAM HOUSTON STATE	12/1/12		30	3-7	.429	1-2	.500	4-5	.800	1	2	3	3.7	1	5	2	0	1	11	5.0	
LOYOLA MARYMOUNT	12/5/12		27	2-8	.250	0-3	.000	1-2	.500	1	5	6	4.0	3	7	2	0	2	5	5.0	
MONTANA STATE	12/17/12	*	33	3-5	.600	1-1	1.000	5-6	.833	1	3	4	4.0	2	6	4	0	1	12	5.9	
MONTANA	12/19/12	*	37	2-7	.286	0-2	.000	0-0	.000	1	7	8	4.4	3	5	3	0	1	4	5.7	
at Colorado	12/21/12	*	36	3-11	.273	1-6	.167	0-0	.000	0	5	5	4.5	1	2	0	0	1	7	5.8	
at BYU	12/27/12	*	35	3-6	.500	2-3	.667	0-0	.000	1	8	9	4.9	2	4	3	0	3	8	6.0	
SACRAMENTO STATE	01/03/13	*	29	2-8	.250	1-4	.250	0-0	.000	0	5	5	4.9	1	3	1	0	3	5	5.9	
SOUTHERN UTAH	1/5/13	*	39	2-9	.222	0-3	.000	0-0	.000	1	4	5	4.9	4	8	1	0	4	4	5.8	
at Eastern Washington	1/10/13	*	31	2-6	.333	0-2	.000	0-1	.000	2	5	7	5.1	1	2	2	1	2	4	5.6	
at Portland State	01/12/13	*	35	2-3	.667	0-0	.000	2-4	.500	0	8	8	5.3	0	6	4	0	2	6	5.7	
at Weber State	01/17/13	*	35	5-7	.714	1-1	1.000	1-2	.500	0	5	5	5.3	3	5	3	0	0	12	6.1	
at Idaho State	1/19/13	*	38	2-4	.500	1-1	1.000	1-1	1.000	0	4	4	5.2	1	4	4	0	1	6	6.1	
NORTHERN COLORADO	1/24/13	*	29	2-4	.500	1-2	.500	0-0	.000	0	5	5	5.2	3	5	3	0	2	5	6.0	
NORTH DAKOTA	1/26/13	*	37	1-3	.333	0-1	.000	0-0	.000	2	3	5	5.2	1	7	0	0	1	2	5.8	
Totals			14	575	41-105	.390	12-40	.300	16-25	.640	12	86	98	5.2	31	79	39	1	24	110	5.8

Games played: 19
Minutes/game: 30.3
Points/game: 5.8
FG Pct: 39.0
3FG Pct: 30.0
FT Pct: 64.0

Rebounds/game: 5.2
Assists/game: 4.2
Turnovers/game: 2.1
Assist/turnover ratio: 2.0
Steals/game: 1.3
Blocks/game: 0.1

#23 FLORES, Luis

Opponent	Date	gs	min	Total		3-Pointers		Free throws		Rebounds				pf	a	t/o	blk	stl	pts	avg	
				fg-fga	pct	3fg-fga	pct	ft-fta	pct	off	def	tot	avg								
at Oregon	11/10/12		5	0-1	.000	0-1	.000	0-0	.000	0	0	0	0.0	0	1	0	0	1	0	0.0	
at UNLV	11/12/12		5	0-0	.000	0-0	.000	0-0	.000	0	0	0	0.0	0	0	2	0	0	0	0.0	
at Arizona	11/28/12		2	1-1	1.000	0-0	.000	0-0	.000	0	1	1	0.3	0	0	0	0	0	2	0.7	
SAM HOUSTON STATE	12/1/12		1	0-0	.000	0-0	.000	0-0	.000	0	0	0	0.3	0	0	0	0	0	0	0.5	
at Colorado	12/21/12		11	3-4	.750	3-4	.750	0-0	.000	0	0	0	0.2	0	0	0	0	1	9	2.2	
at BYU	12/27/12		4	0-2	.000	0-2	.000	0-0	.000	0	0	0	0.2	0	0	0	0	0	0	1.8	
SOUTHERN UTAH	1/5/13		4	0-3	.000	0-2	.000	2-2	1.000	0	1	1	0.3	3	0	0	0	0	2	1.9	
at Eastern Washington	1/10/13		8	0-2	.000	0-1	.000	0-0	.000	1	1	2	0.5	0	0	3	0	0	0	1.6	
at Weber State	01/17/13		3	0-0	.000	0-0	.000	0-0	.000	0	0	0	0.4	1	0	0	0	0	0	1.4	
Totals			0	43	4-13	.308	3-10	.300	2-2	1.000	1	3	4	0.4	4	1	5	0	2	13	1.4

Games played: 9
Minutes/game: 4.8
Points/game: 1.4
FG Pct: 30.8
3FG Pct: 30.0
FT Pct: 100.0

Rebounds/game: 0.4
Assists/game: 0.1
Turnovers/game: 0.6
Assist/turnover ratio: 0.2
Steals/game: 0.2

2012-13 Northern Arizona Basketball
Northern Arizona Individual Game-by-Game (as of Jan 26, 2013)
All games

#30 GOSAR, Bryce

Opponent	Date	gs	min	Total		3-Pointers		Free throws		Rebounds				pf	a	t/o	blk	stl	pts	avg	
				fg-fga	pct	3fg-fga	pct	ft-fa	pct	off	def	tot	avg								
at UNLV	11/12/12		1	0-1	.000	0-1	.000	0-0	.000	0	0	0	0.0	1	1	0	0	0	0	0.0	
at Arizona	11/28/12		2	0-0	.000	0-0	.000	0-0	.000	0	0	0	0.0	0	0	1	0	0	0	0.0	
SAM HOUSTON STATE	12/1/12		1	0-0	.000	0-0	.000	0-0	.000	0	1	1	0.3	0	0	0	0	0	0	0.0	
at Colorado	12/21/12		1	0-0	.000	0-0	.000	0-0	.000	0	0	0	0.3	0	0	0	0	0	0	0.0	
at BYU	12/27/12		2	0-0	.000	0-0	.000	0-0	.000	0	0	0	0.2	0	0	1	0	0	0	0.0	
Totals			0	7	0-1	.000	0-1	.000	0-0	.000	0	1	1	0.2	1	1	2	0	0	0	0.0

Games played: 5
Minutes/game: 1.4
FG Pct: 0.0
3FG Pct: 0.0

Rebounds/game: 0.2
Assists/game: 0.2
Turnovers/game: 0.4
Assist/turnover ratio: 0.5

#33 JACOBSEN, Max

Opponent	Date	gs	min	Total		3-Pointers		Free throws		Rebounds				pf	a	t/o	blk	stl	pts	avg	
				fg-fga	pct	3fg-fga	pct	ft-fa	pct	off	def	tot	avg								
at Oregon	11/10/12		23	5-8	.625	0-0	.000	0-0	.000	3	2	5	5.0	3	0	1	0	0	10	10.0	
at UNLV	11/12/12		20	1-4	.250	0-0	.000	0-0	.000	3	0	3	4.0	4	0	0	0	1	2	6.0	
at UC Davis	11/18/12		18	3-4	.750	0-0	.000	0-0	.000	1	2	3	3.7	1	3	2	2	2	6	6.0	
vs Jacksonville State	11/23/12	*	13	0-0	.000	0-0	.000	0-0	.000	0	4	4	3.8	3	0	2	0	0	0	4.5	
vs Campbell	11/24/12		19	4-5	.800	0-0	.000	3-4	.750	1	2	3	3.6	2	0	3	0	1	11	5.8	
at Arizona	11/28/12		23	2-4	.500	0-0	.000	1-2	.500	2	0	2	3.3	2	1	3	1	2	5	5.7	
SAM HOUSTON STATE	12/1/12		17	1-2	.500	0-0	.000	1-2	.500	1	2	3	3.3	3	1	1	1	1	3	5.3	
LOYOLA MARYMOUNT	12/5/12		35	5-10	.500	0-0	.000	0-2	.000	5	5	10	4.1	1	2	0	1	1	10	5.9	
MONTANA STATE	12/17/12	*	29	9-12	.750	0-0	.000	4-6	.667	4	5	9	4.7	3	2	1	2	0	22	7.7	
MONTANA	12/19/12	*	27	2-3	.667	0-0	.000	4-4	1.000	1	6	7	4.9	1	2	1	0	1	8	7.7	
at Colorado	12/21/12	*	31	4-6	.667	0-0	.000	2-3	.667	4	2	6	5.0	2	0	3	1	1	10	7.9	
at BYU	12/27/12	*	21	3-6	.500	0-0	.000	0-0	.000	1	1	2	4.8	1	0	2	0	2	6	7.8	
SACRAMENTO STATE	01/03/13	*	23	3-8	.375	0-0	.000	1-2	.500	2	4	6	4.8	2	1	1	1	1	7	7.7	
SOUTHERN UTAH	1/5/13	*	18	7-10	.700	0-0	.000	2-5	.400	2	1	3	4.7	4	0	1	0	1	16	8.3	
at Eastern Washington	1/10/13	*	19	3-6	.500	0-0	.000	3-6	.500	1	2	3	4.6	2	1	0	0	0	9	8.3	
at Portland State	01/12/13	*	29	7-9	.778	0-0	.000	0-0	.000	1	5	6	4.7	4	3	1	0	0	14	8.7	
at Weber State	01/17/13	*	29	9-11	.818	0-0	.000	0-1	.000	2	5	7	4.8	2	2	1	0	2	18	9.2	
at Idaho State	1/19/13	*	12	0-4	.000	0-0	.000	0-0	.000	1	2	3	4.7	2	0	2	0	1	0	8.7	
NORTHERN COLORADO	1/24/13	*	26	4-8	.500	0-0	.000	0-0	.000	1	5	6	4.8	3	1	0	1	1	8	8.7	
NORTH DAKOTA	1/26/13	*	11	3-5	.600	0-0	.000	1-2	.500	0	1	1	4.6	2	1	0	1	0	7	8.6	
Totals			13	443	75-125	.600	0-0	.000	22-39	.564	36	56	92	4.6	47	20	25	11	18	172	8.6

Games played: 20
Minutes/game: 22.2
Points/game: 8.6
FG Pct: 60.0
FT Pct: 56.4

Rebounds/game: 4.6
Assists/game: 1.0
Turnovers/game: 1.3
Assist/turnover ratio: 0.8
Steals/game: 0.9
Blocks/game: 0.6

2012-13 Northern Arizona Basketball
Northern Arizona Individual Game-by-Game (as of Jan 26, 2013)
All games

#34 MARTIN, Jordyn

Opponent	Date	gs	min	Total		3-Pointers		Free throws		Rebounds				pf	a	t/o	blk	stl	pts	avg
				fg-fga	pct	3fg-fga	pct	ft-fa	pct	off	def	tot	avg							
at Oregon	11/10/12		10	2-2	1.000	0-0	.000	0-0	.000	1	1	2	2.0	2	0	0	1	0	4	4.0
at UNLV	11/12/12		33	2-5	.400	0-1	.000	2-4	.500	1	4	5	3.5	3	1	2	0	1	6	5.0
at UC Davis	11/18/12		5	0-0	.000	0-0	.000	0-0	.000	1	0	1	2.7	2	0	0	0	0	0	3.3
vs Jacksonville State	11/23/12		11	1-1	1.000	0-0	.000	0-0	.000	0	0	0	2.0	4	0	2	2	0	2	3.0
vs Campbell	11/24/12		5	3-3	1.000	0-0	.000	0-0	.000	2	0	2	2.0	1	0	1	0	0	6	3.6
at Arizona	11/28/12		9	0-0	.000	0-0	.000	0-0	.000	0	0	0	1.7	4	0	0	0	1	0	3.0
SAM HOUSTON STATE	12/1/12		14	3-4	.750	0-0	.000	0-0	.000	0	2	2	1.7	1	2	1	1	0	6	3.4
LOYOLA MARYMOUNT	12/5/12		32	2-3	.667	0-0	.000	0-1	.000	4	4	8	2.5	2	3	1	0	0	4	3.5
MONTANA STATE	12/17/12		14	3-3	1.000	0-0	.000	0-0	.000	1	4	5	2.8	2	1	1	0	0	6	3.8
MONTANA	12/19/12		17	0-0	.000	0-0	.000	0-0	.000	0	4	4	2.9	2	0	0	0	0	0	3.4
at Colorado	12/21/12		17	0-5	.000	0-0	.000	0-0	.000	2	1	3	2.9	1	0	0	0	0	0	3.1
at BYU	12/27/12		22	0-1	.000	0-0	.000	0-1	.000	0	4	4	3.0	5	0	2	1	0	0	2.8
SACRAMENTO STATE	01/03/13		7	1-1	1.000	0-0	.000	1-2	.500	1	0	1	2.8	1	0	1	0	1	3	2.8
SOUTHERN UTAH	1/5/13		8	0-1	.000	0-0	.000	0-1	.000	4	0	4	2.9	1	0	0	1	0	0	2.6
at Eastern Washington	1/10/13		9	0-4	.000	0-0	.000	0-0	.000	2	1	3	2.9	2	0	0	0	0	0	2.5
at Portland State	01/12/13		8	0-2	.000	0-0	.000	0-0	.000	0	2	2	2.9	2	3	1	1	0	0	2.3
at Weber State	01/17/13		7	2-4	.500	0-0	.000	0-0	.000	0	1	1	2.8	2	0	0	1	0	4	2.4
at Idaho State	1/19/13		24	1-2	.500	0-0	.000	2-2	1.000	2	3	5	2.9	3	0	1	1	1	4	2.5
NORTHERN COLORADO	1/24/13		13	0-1	.000	0-0	.000	0-0	.000	1	4	5	3.0	2	0	1	1	0	0	2.4
NORTH DAKOTA	1/26/13		12	1-2	.500	0-0	.000	0-0	.000	0	0	0	2.9	0	2	1	0	0	2	2.4
Totals		0	277	21-44	.477	0-1	.000	5-11	.455	22	35	57	2.9	42	12	15	10	4	47	2.4

Games played: 20
Minutes/game: 13.9
Points/game: 2.4
FG Pct: 47.7
3FG Pct: 0.0
FT Pct: 45.5

Rebounds/game: 2.9
Assists/game: 0.6
Turnovers/game: 0.8
Assist/turnover ratio: 0.8
Steals/game: 0.2
Blocks/game: 0.5

#40 OLAYINKA, Ben

Opponent	Date	gs	min	Total		3-Pointers		Free throws		Rebounds				pf	a	t/o	blk	stl	pts	avg
				fg-fga	pct	3fg-fga	pct	ft-fa	pct	off	def	tot	avg							
vs Jacksonville State	11/23/12		9	0-0	.000	0-0	.000	0-0	.000	2	0	2	2.0	1	0	2	2	0	0	0.0
vs Campbell	11/24/12		11	2-2	1.000	0-0	.000	0-2	.000	2	0	2	2.0	1	0	1	0	0	4	2.0
at Arizona	11/28/12		5	1-1	1.000	0-0	.000	0-0	.000	0	0	0	1.3	0	0	0	0	0	2	2.0
MONTANA STATE	12/17/12		8	1-2	.500	0-0	.000	0-0	.000	0	0	0	1.0	1	1	0	0	0	2	2.0
at Colorado	12/21/12		11	1-3	.333	0-0	.000	0-0	.000	0	1	1	1.0	4	0	0	1	0	2	2.0
Totals		0	44	5-8	.625	0-0	.000	0-2	.000	4	1	5	1.0	7	1	3	3	0	10	2.0

Games played: 5
Minutes/game: 8.8
Points/game: 2.0
FG Pct: 62.5
FT Pct: 0.0

Rebounds/game: 1.0
Assists/game: 0.2
Turnovers/game: 0.6
Assist/turnover ratio: 0.3
Blocks/game: 0.6

**2012-13 Northern Arizona Basketball
Northern Arizona Individual Game-by-Game (as of Jan 26, 2013)
All games**

#42 EKANEM, Ephraim

Opponent	Date	gs	min	Total		3-Pointers		Free throws		Rebounds				pf	a	t/o	blk	stl	pts	avg	
				fg-fga	pct	3fg-fga	pct	ft-fta	pct	off	def	tot	avg								
at Oregon	11/10/12	*	17	2-5	.400	0-0	.000	0-0	.000	3	2	5	5.0	3	1	0	0	0	4	4.0	
at UNLV	11/12/12	*	8	0-0	.000	0-0	.000	0-0	.000	0	1	1	3.0	2	0	2	0	0	0	2.0	
at UC Davis	11/18/12	*	18	6-8	.750	0-0	.000	0-0	.000	2	5	7	4.3	2	0	1	1	0	12	5.3	
vs Jacksonville State	11/23/12		22	3-5	.600	0-0	.000	2-6	.333	0	0	0	3.3	4	0	0	1	1	8	6.0	
vs Campbell	11/24/12	*	11	1-1	1.000	0-0	.000	0-0	.000	0	0	0	2.6	0	0	0	0	0	2	5.2	
at Arizona	11/28/12	*	12	0-5	.000	0-0	.000	0-0	.000	0	3	3	2.7	4	0	0	1	0	0	4.3	
SAM HOUSTON STATE	12/1/12	*	20	0-1	.000	0-0	.000	1-2	.500	0	2	2	2.6	3	0	1	2	0	1	3.9	
LOYOLA MARYMOUNT	12/5/12	*	10	1-1	1.000	0-0	.000	0-0	.000	0	0	0	2.3	1	0	0	0	0	2	3.6	
MONTANA STATE	12/17/12		4	1-1	1.000	0-0	.000	1-2	.500	1	0	1	2.1	0	0	1	0	0	3	3.6	
MONTANA	12/19/12		12	3-6	.500	0-0	.000	0-0	.000	0	3	3	2.2	0	0	0	1	1	6	3.8	
at Colorado	12/21/12		3	0-1	.000	0-0	.000	0-0	.000	0	1	1	2.1	0	0	0	1	0	0	3.5	
at BYU	12/27/12		14	1-4	.250	0-0	.000	0-2	.000	0	8	8	2.6	0	0	0	1	2	2	3.3	
SACRAMENTO STATE	01/03/13		14	0-2	.000	0-0	.000	0-0	.000	2	3	5	2.8	3	0	2	2	0	0	3.1	
SOUTHERN UTAH	1/5/13		7	1-2	.500	0-0	.000	1-2	.500	3	1	4	2.9	5	0	1	0	0	3	3.1	
at Eastern Washington	1/10/13		9	1-2	.500	0-0	.000	1-4	.250	1	2	3	2.9	2	0	0	1	0	3	3.1	
at Portland State	01/12/13		10	2-4	.500	0-0	.000	0-0	.000	2	0	2	2.8	1	0	0	0	0	4	3.1	
at Weber State	01/17/13		9	1-3	.333	0-0	.000	0-0	.000	1	0	1	2.7	4	1	1	0	0	2	3.1	
at Idaho State	1/19/13		8	0-2	.000	0-0	.000	0-0	.000	0	0	0	2.6	2	0	0	0	0	0	2.9	
NORTHERN COLORADO	1/24/13		12	1-1	1.000	0-0	.000	0-0	.000	0	2	2	2.5	0	0	0	0	0	2	2.8	
NORTH DAKOTA	1/26/13		15	3-5	.600	0-0	.000	1-4	.250	1	5	6	2.7	2	0	1	0	1	7	3.1	
Totals			7	235	27-59	.458	0-0	.000	7-22	.318	16	38	54	2.7	38	2	10	11	5	61	3.1

Games played: 20
Minutes/game: 11.8
Points/game: 3.1
FG Pct: 45.8
FT Pct: 31.8

Rebounds/game: 2.7
Assists/game: 0.1
Turnovers/game: 0.5
Assist/turnover ratio: 0.2
Steals/game: 0.3
Blocks/game: 0.6

#50 WAHL, Nick

Opponent	Date	gs	min	Total		3-Pointers		Free throws		Rebounds				pf	a	t/o	blk	stl	pts	avg	
				fg-fga	pct	3fg-fga	pct	ft-fta	pct	off	def	tot	avg								
at Oregon	11/10/12		0	0-0	.000	0-0	.000	0-0	.000	0	0	0	0.0	0	0	0	0	0	0	0.0	
Totals			0	0	0-0	.000	0-0	.000	0-0	.000	0	0	0	0.0	0	0	0	0	0	0	0.0

Games played: 1

2012-13 Northern Arizona Basketball
Northern Arizona Individual Game-by-Game (as of Jan 26, 2013)
All games


#TM TEAM

Opponent	Date	gs	min	Total		3-Pointers		Free throws		Rebounds				pf	a	t/o	blk	stl	pts	avg
				fg-fga	pct	3fg-fga	pct	ft-fa	pct	off	def	tot	avg							
at Oregon	11/10/12	0	0-0	.000	0-0	.000	0-0	.000	1	0	1	1.0	0	0	0	0	0	0	0.0	
at UNLV	11/12/12	0	0-0	.000	0-0	.000	0-0	.000	4	4	8	4.5	0	0	0	0	0	0	0.0	
at UC Davis	11/18/12	0	0-0	.000	0-0	.000	0-0	.000	1	3	4	4.3	0	0	0	0	0	0	0.0	
vs Jacksonville State	11/23/12	0	0-0	.000	0-0	.000	0-0	.000	3	2	5	4.5	0	0	1	0	0	0	0.0	
vs Campbell	11/24/12	0	0-0	.000	0-0	.000	0-0	.000	1	1	2	4.0	0	0	0	0	0	0	0.0	
at Arizona	11/28/12	0	0-0	.000	0-0	.000	0-0	.000	1	2	3	3.8	0	0	0	0	0	0	0.0	
SAM HOUSTON STATE	12/1/12	0	0-0	.000	0-0	.000	0-0	.000	0	2	2	3.6	0	0	0	0	0	0	0.0	
LOYOLA MARYMOUNT	12/5/12	0	0-0	.000	0-0	.000	0-0	.000	1	1	2	3.4	0	0	1	0	0	0	0.0	
MONTANA STATE	12/17/12	0	0-0	.000	0-0	.000	0-0	.000	2	3	5	3.6	0	0	0	0	0	0	0.0	
MONTANA	12/19/12	0	0-0	.000	0-0	.000	0-0	.000	5	1	6	3.8	0	0	0	0	0	0	0.0	
at Colorado	12/21/12	0	0-0	.000	0-0	.000	0-0	.000	0	1	1	3.5	0	0	0	0	0	0	0.0	
at BYU	12/27/12	0	0-0	.000	0-0	.000	0-0	.000	3	1	4	3.6	0	0	0	0	0	0	0.0	
SACRAMENTO STATE	01/03/13	0	0-0	.000	0-0	.000	0-0	.000	1	4	5	3.7	0	0	0	0	0	0	0.0	
SOUTHERN UTAH	1/5/13	0	0-0	.000	0-0	.000	0-0	.000	2	1	3	3.6	0	0	0	0	0	0	0.0	
at Eastern Washington	1/10/13	0	0-0	.000	0-0	.000	0-0	.000	2	4	6	3.8	0	0	0	0	0	0	0.0	
at Portland State	01/12/13	0	0-0	.000	0-0	.000	0-0	.000	2	3	5	3.9	0	0	0	0	0	0	0.0	
at Weber State	01/17/13	0	0-0	.000	0-0	.000	0-0	.000	4	1	5	3.9	0	0	0	0	0	0	0.0	
at Idaho State	1/19/13	0	0-0	.000	0-0	.000	0-0	.000	2	2	4	3.9	0	0	0	0	0	0	0.0	
NORTHERN COLORADO	1/24/13	0	0-0	.000	0-0	.000	0-0	.000	1	1	2	3.8	0	0	0	0	0	0	0.0	
NORTH DAKOTA	1/26/13	0	0-0	.000	0-0	.000	0-0	.000	0	6	6	4.0	0	0	0	0	0	0	0.0	
Totals		0	0	0-0	.000	0-0	.000	0-0	.000	36	43	79	4.0	0	0	2	0	0	0	0.0


Games played: 20

Rebounds/game: 4.0

Turnovers/game: 0.1



#1
Blake Hamilton
 G/E, 6-5, 190, Fr.-HS




#2
Michael Dunn
 G, 6-0, 180, Sr.-2L



#10
Chris Heine
 G, 6-1, 175, So.-1L



#11
Gabe Rogers
 G, 6-2, 175, Sr.-3L*



#12
DeWayne Russell
 G, 5-11, 155, Fr.-HS




#20
Gaellan Bewernick
 F, 6-6, 215, So.-1L



#21
Stallon Saldivar
 G, 6-0, 185, Sr.-3L




#23
Luis Flores
 F, 6-3, 175, Jr.-2L*



#32
Len Springs
 F/C, 6-10, 220, Jr.-TR



#33
Max Jacobsen
 F, 6-8, 230, Jr.-1L*



#34
Jordyn Martin
 F, 6-7, 210, Fr.-HS



#42
Ephraim Ekanem
 F, 6-7, 230, Sr.-1L




Jack Murphy
 Head Coach



Matt Dunn
 Assistant Coach



Al La Rocque
 Assistant Coach



Vic Siera
 Assistant Coach



Che Jones
 Graduate Assistant



Landon Hughey
 Director of Basketball
 Operations