



# 2012-13 PORTLAND STATE VIKINGS BASKETBALL

Contact: Mike Lund, Assistant Athletics Director/Media Relations • 503.725.5602 • lundm@pdx.edu • www.GoViks.com • **GAME 16 • Jan. 21, 2013**

## 2012-13 PORTLAND STATE VIKINGS SCHEDULE

NOVEMBER	TIME/SCORE	W-L
2 <b>CONCORDIA</b> (exhibition) _____ W, 96-93		
9 <b>PACIFIC (OR)</b> _____ W, 77-58		1-0
12 at Oregon Pac-12 _____ L, 69-80		1-1
21 at Portland _____ L, 60-81		1-2
25 at #20 Oklahoma State _____ L, 58-81		1-3

### DECEMBER

1 at Loyola Marymount _____ L, 56-66		1-4
12 <b>OREGON STATE</b> CSN _____ L, 74-79		1-5
15 <b>GEORGE FOX</b> _____ W, 85-74		2-5
20 <b>IDAHO STATE*</b> _____ W, 63-49		3-5, 1-0
22 <b>WEBER STATE*</b> _____ (ot) L, 69-73		3-6, 1-1

### JANUARY

3 at Montana State* _____ L, 59-62		3-7, 1-2
5 at Montana* _____ L, 55-62		3-8, 1-3
10 <b>SACRAMENTO STATE*</b> _____ W, 87-69		4-8, 2-3
12 <b>NORTHERN ARIZONA*</b> _____ W, 79-74		5-8, 3-3
17 at Northern Colorado* _____ L, 50-67		5-9, 3-4
19 at North Dakota* _____ L, 76-85		5-10, 3-5
24 at Southern Utah* _____ 6 p.m. PT		
28 at Eastern Washington* _____ 6:05 p.m.		
31 <b>MONTANA*</b> _____ 7:35 p.m.		

### FEBRUARY

2 <b>MONTANA STATE*</b> _____ 7:35 p.m.		
7 at No. Arizona* FOX AZ Plus 5:35 p.m. PT		
9 at Sacramento State* _____ 7:05 p.m.		
14 <b>SOUTHERN UTAH*</b> _____ 7:35 p.m.		
18 <b>EASTERN WASHINGTON*</b> 7:35 p.m.		
23 <b>ESPN BRACKETBUSTER</b> 7:35 p.m.		
28 <b>NORTH DAKOTA*</b> _____ 7:35 p.m.		

### MARCH

2 <b>NORTHERN COLORADO*</b> 7:35 p.m.		
7 at Weber State* _____ 6 p.m. PT		
9 at Idaho State* _____ 6:05 p.m. PT		
14-16 Big Sky Conference Tournament		

\*Big Sky Conference game

All games air on Freedom 970 AM, freedom970.com

Television: CSN/Pac-12/Fox Arizona Plus

## 2012-13 BIG SKY STANDINGS

(through games of Jan. 20)	BSC	Season
Weber State	8-0	13-3
Montana	8-0	12-4
North Dakota	4-4	7-10
Montana State	4-4	7-9
Sacramento State	3-5	8-8
Portland State	3-5	5-10
Northern Arizona	3-5	6-12
Southern Utah	3-5	5-12
Northern Colorado	3-5	5-13
Idaho State	3-5	4-13
Eastern Washington	2-6	4-14

**VIKING BASKETBALL MEDIA GUIDE:** The 2012-13 Portland State basketball media guide can be found online at www.GoViks.com. Go to the men's basketball page and click on the right column link.

## PORTLAND STATE AT SOUTHERN UTAH

Thursday, January 24, 6 p.m. PT • Centrum Arena (5,300), Cedar City, UT

**PORTLAND STATE: 5-10 • Big Sky: 3-5 • Home: 5-2 • Road: 0-8**

**SOUTHERN UTAH: 5-12 • Big Sky: 3-5 • Home: 4-3 • Road: 1-9**

**Television:** None

**Radio:** Freedom 970 AM, www.freedom970.com

**Play-by-play:** Tom Hewitt • **Pregame Show:** 5:30 p.m. PT

**Live Video:** www.BigSkyTV.org

**Live Stats:** http://www.suutbirds.com/liveStats/liveStats.dbml?

**All-Time Series:** PSU leads 1-0 • PSU in Cedar City: 0-0

**Big Sky Series:** first meeting

**Last Year:** DNP

### GAME BREAKDOWN

TEAM STATS	PSU	SUU
Scoring Average	67.8	65.0
Opp. Scoring Avg.	70.7	72.1
FG Percentage	.457	.416
3-pt FG Percentage	.387	.317
3-pt FG per game	6.1	5.1
FT Percentage	.744	.721
Rebounding +/-	-1.3	+4.6
Turnover +/-	+0.6	-5.7

### THE OPENING TIP

The long road of January continues for the Portland State Vikings as they play their third straight and fifth in seven games on the road this Thursday. So far, the Vikings have been to Montana, Colorado and North Dakota. Now they journey to the Beehive State to take on Southern Utah in a first-ever Big Sky Conference meeting. Game time is 6:05 p.m. PT in Cedar City as the two teams, tied for fifth in the league standings, square off for the first time in 43 years.

The Vikings are trying to survive a four-game road stretch that concludes at Eastern Washington next Monday. After that, PSU plays seven of its next nine games in the friendly atmosphere of the Peter W. Stott Center.

Portland State, 5-10 on the season and 3-5 in the Big Sky, has found a rough road this season where they are 0-8, including two losses last week at Northern Colorado (67-50) and North Dakota (85-76). Despite the losses, the Vikings dropped only from a tie for third to a tie for fifth in the Big Sky Conference's oppressively tight standings. Only one game separates the teams in places three through ten. PSU is only one game out of third place and also just one game out of last place in the league standings.

Southern Utah stands at 5-12 overall, 3-5 in the Big Sky. The Thunderbirds are losers of their last five contests including a 76-68 decision at Montana State on Monday night. SUU had started league play at 3-0. The T-Birds will bring a 4-3 home mark into Thursday's game with the Viks.

The game airs on Freedom 970 AM, www.freedom970.com, and a live video stream is available at www.BigSkyTV.org.

**WILL HE OR WON'T HE?:** Portland State SR F Renado Parker remains a question mark for this week's game at Southern Utah. The Vikings' leading scorer has been slowed by a troublesome sprained ankle for weeks. He played only three minutes at Northern Colorado and did not play at North Dakota last week.

**BIG SKY BOG DOWN:** Portland State's two losses last week were not devastating as the Vikings dropped only from a four-way tie for third place (3-3) to a six-way tie for fifth place (3-5) in the 11-team league. PSU's season record of 5-10 is exactly in the middle of the conference standings at sixth-best.

The Big Sky is a two-horse race with Montana and Weber State both standing at 8-0 and tied for first. The next best record is North Dakota and Montana State at 4-4 and tied for third place. Remarkably, eight of the 11 teams have losing conference records, and there is just a one-game gap between teams three through 10 (4-4 to 3-5). In that group, only Sacramento State has a .500 season record (8-8). Just as remarkably, the third- through 11th-place teams are a combined 10-67 on the road, 12-77 including neutral site games. So, though the Vikings are 0-8 on the road this year, they aren't much different than most of the teams in the league.

**THE COACHES:** Portland State Head Coach Tyler Geving has a 49-60 record in his fourth season. Geving has a 27-33 Big Sky Conference record and has never faced Southern Utah... Southern Utah is led by first-year Head Coach Nick Robinson.



## PORTLAND STATE VIKINGS - PROBABLE LINEUP

PROBABLE STARTERS	Pos	Hgt	Yr	ppg, rpg, apg	Notes	Hometown
1 Lateef McMullan	G	5-11	SR	10.5, 2.5, 3.7	14 pts, 3 ast, 2 st vs. UND	Tulsa, OK
14 Gary Winston	G	6-0	SO	6.7, 1.5, 2.1	11 pts, 4 ast, 2 st vs. UND	Walla Walla, WA
4 Michael Harthun	G	6-3	SR	11.2, 2.1, 1.4	19 pts (6-8, 4-4, 3-3) vs. UND	Medford, OR
21 Aaron Moore	F	6-8	JR	11.3, 6.6, 1.4	18 pts, 7 reb vs. UND	Riverside, CA
30 Renado Parker	F	6-5	SR	11.4, 4.9, 0.8	DNP vs UND (ankle)	Kent, WA
OFF THE BENCH						
3 Dre Winston Jr.	G	6-1	SO	7.7, 2.7, 1.7	has 16 steals	Lakewood, WA
44 Brandon Cataldo	C	6-10	SO	2.7, 1.4, 0.3	started, 7 pts, 4 reb, 3 ast vs. UND	Rainier, OR
23 Martin Whitmore	F	6-5	SR	2.7, 1.5, 0.2	did not score in 2 min vs. UND	Los Angeles, CA
13 Michael Harvey	F	6-5	SR	1.9, 1.8, 0.2	5 pts, 4 reb in 16 min vs. UND	Montgomery, AL
34 Lamont Prosser	C	6-8	JR	1.6, 1.8, 0.3	1 reb in 7 min vs. UND	Fort Wayne, IN
12 Alyx Foster	G	6-3	JR	0.0, 0.0, 0.7	played in three games	Phoenix, AZ
34 Joel King	G	6-3	SO	0.0, 0.0, 0.0	played in two games	Lacey, WA
2 Marcus Hall	G	6-4	JR	3.5, 1.5, 0.7	will redshirt due to calf injury	Bakersfield, CA



## VIKING QUICK FACTS

School \_\_\_\_\_ Portland State University  
 Location \_\_\_\_\_ Portland, OR  
 Founded \_\_\_\_\_ 1946  
 Enrollment \_\_\_\_\_ 29,818  
 Nickname \_\_\_\_\_ Vikings  
 Colors \_\_\_\_\_ Green, White and Silver  
 National Affiliation \_\_\_\_\_ NCAA Division I  
 Conference \_\_\_\_\_ Big Sky  
 President \_\_\_\_\_ Wim Wiewel  
 Director of Athletics \_\_\_\_\_ Torre Chisholm  
 Home Court \_\_\_\_\_ Peter W. Stott Center/1,500  
 Press Row Phone \_\_\_\_\_ 503.725.5597

## COACHING STAFF

Head Coach \_\_\_\_\_ Tyler Geving, 4th year  
 Alma Mater \_\_\_\_\_ Central Washington, '96  
 Assistant Coach \_\_\_\_\_ Andy McClouskey, 3rd year  
 Alma Mater \_\_\_\_\_ Oregon State, '82  
 Assistant Coach \_\_\_\_\_ Eric Harper, 8th year  
 Alma Mater \_\_\_\_\_ Central Washington, '95  
 Assistant Coach \_\_\_\_\_ Anthony Owens, 4th year  
 Alma Mater \_\_\_\_\_ Great Falls, '06  
 Director of Basketball Operations \_\_\_\_\_ Mickey Polis  
 Alma Mater \_\_\_\_\_ Portland State, '09  
 Special Assistant/Advisor \_\_\_\_\_ Barry Adams  
 Team Athletic Trainer \_\_\_\_\_ Jim Wallis  
 Team Manager \_\_\_\_\_ Casey Bodenhamer

## TEAM INFORMATION

2011-12 Season Record \_\_\_\_\_ 17-15  
 Big Sky Conference Record \_\_\_\_\_ 10-6/3rd  
 Big Sky Tournament \_\_\_\_\_ 1-1, reached semifinals  
 Letterwinners Returning/Lost \_\_\_\_\_ 8/5  
 Starters Returning/Lost \_\_\_\_\_ 2/3  
 Redshirts \_\_\_\_\_ 1  
 Newcomers \_\_\_\_\_ 6

## MEDIA RELATIONS

Media Relations Director \_\_\_\_\_ Mike Lund  
 Phone \_\_\_\_\_ 503.725.5602  
 email \_\_\_\_\_ lundm@pdx.edu  
 Assistant Media Relations Director \_\_\_\_\_ Ryan McCall  
 New Media Coordinator \_\_\_\_\_ Chris Hill  
 Website \_\_\_\_\_ www.GoVikis.com

## VIKING BASKETBALL PROGRAM HISTORY

Program Year \_\_\_\_\_ 52nd  
 (1946-47 to 1980-81, 1996-97 to present)  
 Big Sky Conference Year \_\_\_\_\_ 17th  
 (1996-97 to present)  
 Big Sky Conference Championships \_\_\_\_\_ 2  
 (2004-05, 2007-08)  
 Big Sky Tournament Championships \_\_\_\_\_ 2  
 (2007-08, 2008-09)  
 Big Sky Tournament Appearances \_\_\_\_\_ 9  
 (1999, 2000, 2002, 2005, 2006, 2007,  
 2008, 2009, 2010)  
 National Postseason Appearances \_\_\_\_\_ 5  
 2008, 2009 (NCAA Division I), 1967 (NCAA  
 College Division), 1955, 1956 (NAIA)  
 Winning Seasons \_\_\_\_\_ 27  
 All-Time Record (all levels, prior to 2012-13) \_\_\_\_\_ 701-665  
 Big Sky Conference era (1996 to present) \_\_\_\_\_ 233-234  
 Big Sky Conference record \_\_\_\_\_ 124-122

**A LONG, LONG TIME AGO....** ...was the last time Portland State and Southern Utah played in a basketball game. It was Dec. 20, 1969 and the Vikings beat the Thunderbirds, 107-93, in Portland. That was the only meeting in history between the schools - more than 43 years ago.

**THE THUNDERBIRDS:** Southern Utah is a first-year member of the Big Sky Conference. SUU previously played in the Summit League... the Thunderbirds were 14-17 last season, 8-10 in the Summit, placing sixth... two starters and 10 letterwinners return from that team... guards Jackson Stevenett and Damon Heur lead the T-Birds in scoring this year. Stevenett averages 15.9 points - second in the Big Sky - and a team-high 6.1 rebounds. Heur averages 15.3 points with team-highs of 36 three-point field goals and 43 assists... Jayson Cheeseman is tied for the league lead in blocked (2.3 per game) and Southern Utah also has the most as a team with 89... the Thunderbirds rank last in turnovers per game (17.8), turnover margin (-5.7) and steals (4.8).

**COMING UP:** Portland State's four-game road trip concludes next Monday at Eastern Washington. Following that game, PSU plays seven of its next nine games at home, starting with a Jan. 31 game against Montana.

## FAST BREAKS

### WINNING LINES

- Portland State is 5-10 this season. The Vikings are 5-2 at home, 0-8 on the road.
- PSU has won nine of 11 at home dating to last season.
- The Vikings have lost their last 10 road games dating to last season.

### Stott Stuff

- Since the start of the 2006-07 season, PSU is 70-19 at home, including 41-15 in Big Sky Conference regular season and tournament games.
- PSU has gone 126-43 in 169 games at the Stott Center since the 1996-97 season. Including home games at Memorial Coliseum (12-6) and the Rose Garden (19-9), the Vikings are 156-58 at home over the past 18 seasons.
- Portland State has lost only four non-conference home games since the start of the 2006-07 season (29-4). PSU is 17-4 against Division I schools, and 12-0 against lower division schools over that span.

### Big Sky Battles

- Portland State is 135-135 all-time in all Big Sky Conference games, including the tournament (8-8).
- PSU is 91-40 in home games, 41-91 in road games and 3-4 in neutral site games.
- PSU is 50-38 in Big Sky games since the start of the 2007-08 season, 56-40 including tournament games.

### In 2011-12

- Portland State was 17-15 - its best season since 2008-09 (23-10).
- The Vikings were 10-6 in the Big Sky Conference, placing third, also its best finish since 2008-09 (2nd)
- PSU was 10-3 at home, 5-11 on the road and 2-1 in neutral site games.

### And The Trivial

- Portland State is 23-23 all-time in overtime.
- Coach Tyler Geving is 1-3 all-time in overtime, including a 78-76 win last Jan. 21 at Eastern Washington.
- PSU is 2-15 against nationally-ranked opponents since joining the Big Sky Conference in 1996-97.
- Head Coach Tyler Geving is 1-2 all-time against ranked opponents.
- Portland State is 17-38 in games televised in the Portland area since joining the Big Sky Conference in 1996-97. That includes a 9-7 home record and 8-31 road record.
- PSU is 0-2 on local TV this year, losing at Oregon (80-69), and at home against Oregon State (79-74).

## 2012-13 PORTLAND STATE VIKINGS ROSTER

No.	Name	Pos.	Hgt.	Wgt.	Yr.	Exp.	Hometown (Schools)
1	Lateef McMullan	G	5-11	170	SR	1V	Tulsa, OK (UC Riverside/Citrus JC)
2	Marcus Hall	G	6-4	200	JR	JC	Bakersfield, CA (Bakersfield Christian/Fresno CC)
3	Dre Winston	G	6-1	170	SO	RS	Lakewood, WA (Lakes/Washington State)
4	Michael Harthun	G	6-3	185	SR	1V	Medford, OR (South Medford/Washington State)
11	Jordan Ellis*	G	6-1	185	SO	JC	Medford, OR (North Medford/Grayson CC)
12	Alyx Foster	G	6-3	180	JR	JC	Phoenix, AZ (Thunderbird/South Mountain JC)
13	Michael Harvey	F	6-5	195	SR	1V	Montgomery, AL (Sidney Lanier/Feather River JC)
14	Gary Winston	G	6-0	190	SO	1V	Walla Walla, WA (Walla Walla)
15	Tim Douglas*	G	5-10	160	JR	TR	Cerritos, CA (Mayfair/Portland)
21	Aaron Moore	F	6-8	210	JR	JC	Riverside, CA (Dominguez/San Bernardino Valley JC)
23	Martin Whitmore	F	6-5	195	SR	1V	Los Angeles, CA (Artesia/Orange Coast/LA Trade Tech)
30	Renado Parker	F	6-5	245	SR	1V	Kent, WA (Kentridge/North Idaho JC)
34	Joel King	G	6-3	185	SO	1V	Lacey, WA (River Ridge)
42	Lamont Prosser	C	6-8	275	JR	JC	Fort Wayne, IN (Charis Prep/Sheridan JC)
44	Brandon Cataldo	C	6-10	290	SO	1V	Rainier, OR (Rainier)

\* will redshirt in 2012-13 due to NCAA transfer status

**HEAD COACH:** Tyler Geving (Central Washington, 1996, 4th year)

**ASSISTANT COACHES:** Andy McClouskey, Eric Harper, Anthony Owens

**DIRECTOR OF BASKETBALL OPERATIONS:** Mickey Polis

**SPECIAL ASSISTANT/ADVISOR:** Barry Adams

**ATHLETIC TRAINER:** Jim Wallis

**MANAGER:** Casey Bodenhamer

### NAME PRONUNCIATIONS

Brandon Cataldo kuh-TALL-doe  
 Tyler Geving GEV-ing (hard G)  
 Michael Harthun har-TOON  
 Renado Parker re-NAW-doe

## HEAD COACH TYLER GEVING

Tyler Geving is in his fourth year as Head Coach of the Portland State basketball program after being an assistant and associate head coach for the previous four years. Geving has a career record of 49-60, including a winning season in 2011-12. His teams have made two Big Sky Conference Tournament appearances and he is 2-2 in tournament games.



Geving played a major role in the Vikings climb to two straight trips to the NCAA tournament during the 2007-09 seasons. The Vikings compiled a 77-49 record over his four seasons as an assistant.

Geving has been in collegiate coaching for 18 seasons, but his position with Portland State is his first head coaching job.

### THE TYLER GEVING FILE

**Hometown:** Burién, WA

**Alma Mater:** Central Washington, '96, Elementary Education; MA, City University, '00, Education

**Date of Birth:** June 22, 1973

**Family:** Wife, Anastasia; sons, Thomas (3), Demetri (1)

#### Coaching Experience:

- 2009-12 Portland State** - Head Coach
  - 2009-10 13-19 7-9 Big Sky semis (1-1)
  - 2010-11 14-16 5-11
  - 2011-12 17-15 10-6 Big Sky semis (1-1)
- 2007-09 Portland State** - Associate Head Coach
- 2005-07 Portland State** - Assistant Coach
- 2004-05 Edmonds CC** - co-Head Coach
- 2002-04 Seattle University** - Assoc. Head Coach
- 2001-02 Seattle University** - Assistant Coach
- 2000-01 Seattle Pacific** - Assistant Coach
- 1996-00 Highline CC** - Assistant Coach
- 1994-96 Central Washington** - Assistant Coach

## TYLER GEVING vs. THE FIELD

#### Career Record: 49-60

Home: 33-14 • Road: 12-43 • Neutral: 4-3

#### vs. the Big Sky Conference: 27-33

Home: 18-11 • Road: 9-22

#### vs. Non-Conference Opponents: 22-27

Home: 15-3 • Road: 3-22 • Neutral: 4-2

Belmont _____ 0-1	Sacramento State _____ 6-1
Boise State _____ 0-1	Saint Mary's _____ 0-1
Cal Poly _____ 1-0	Seattle _____ 3-3
UC Riverside _____ 1-0	Southern Methodist _____ 0-1
CSU Bakersfield _____ 1-1	Stanford _____ 0-1
Cal State Fullerton _____ 1-1	Utah Valley _____ 1-1
Denver _____ 0-1	Walla Walla _____ 1-0
Eastern Washington _____ 5-1	Washington _____ 0-1
George Fox _____ 2-0	Washington State _____ 0-1
Idaho _____ 0-1	Weber State _____ 2-7
Idaho State _____ 5-2	Willamette _____ 1-0
Lamar _____ 1-0	Wright State _____ 0-1
Linfield _____ 2-0	Wyoming _____ 0-1
Louisiana Tech _____ 1-0	
Loyola Marymount _____ 1-1	vs. Atlantic Sun: 0-1
Maryland-East. Shore _____ 1-0	vs. Big 12: 0-1
Montana _____ 0-7	vs. Big West: 3-1
Montana State _____ 3-6	vs. Conference USA: 0-1
Nevada _____ 0-1	vs. Great West: 1-1
North Dakota _____ 0-1	vs. Horizon: 0-1
Northern Arizona _____ 3-4	vs. Mid-Eastern Athletic: 1-0
Northern Colorado _____ 3-4	vs. Mountain West: 0-1
Oklahoma State _____ 0-1	vs. Pac-12: 0-8
Oregon _____ 0-3	vs. Southland: 1-0
Oregon State _____ 0-2	vs. Sun Belt: 0-1
Pacific _____ 1-0	vs. West Coast: 4-4
Pepperdine _____ 2-0	vs. Western Athletic: 1-3
Portland _____ 1-2	vs. NCAA I Ind.: 4-4
	vs. lower Division: 7-0

**THE COACH:** Head Coach Tyler Geving is in his fourth season in 2012-13. The Vikings have improved each year he has been at the helm from 13-19 to 14-16 to 17-15. Most significant, the Vikings were 10-6 in the Big Sky Conference in 2011-12, placing third. PSU has twice reached the semifinals in the Big Sky Tournament under Geving (2010 and 2012)... in 2011-12, Geving set personal marks for most wins (17), most Big Sky wins (10), best Big Sky finish (3rd) and best home winning percentage (.769)... Geving spent four seasons as an assistant at PSU before being named Head Coach... the fourth-year Head Coach is assisted by Andy McClouskey (3rd year, Oregon State, 1982), Eric Harper (8th year, Central Washington, 1995) and Anthony Owens (4th year, Great Falls, 2006). Former Viking player Mickey Polis is the Director of Operations (4th year, Portland State, 2009).

#### HOT SHOTS:

- SR G Michael Harthun posted a season-high 19 points at North Dakota, shooting 6-8 from the field, 4-4 from three-point range and 3-3 at the line. He has made 12-16 three-pointers (.750) in the last four games... in Big Sky games, Harthun is 18-31 on three-pointers (.581) to lead the league in percentage.
- SR PG Lateef McMullan has 51 assists and only 17 turnovers in the last 11 games, a 3/1 ratio.
- After averaging 1.3 points with five blocked shots in his first 12 games, JR C Brandon Cataldo is averaging 6.2 points and has seven blocked shots in the last four games. He is 11-17 shooting in those games (.647).
- SO G Gary Winston is 6-7 from three-point range in the last three games.
- SR G Martin Whitmore had a career-high six rebounds at Northern Colorado.
- Portland State ranks 33rd in the nation in free throw shooting (.744) and 19th in three-point shooting (.387) among 345 Division I schools.
- The Vikings shoot .523 from the field, .495 from three-point range, in the Stott Center.

#### NOT SO HOT:

- PSU shot a season-low .339 at Northern Colorado (19-56), including 5-18 from three-point distance (.278), and scored a season-low 50 points. This after shooting .532 in the previous week's two wins, including 20-31 (.645) from three-point distance.
- As a team, the Vikings shoot .400 on the road, .317 from three-point range (but shot .500/.563 at North Dakota).
- After shooting 24-45 (.533) in his first six games, SO G Dre Winston is 14-52 (.269) over the last nine.
- Portland State is 0-8 on the road this season.

**THIS INJURY HURTS (OF COURSE):** SR F Renado Parker has been troubled by a nagging ankle injury for most of the season. He has been unable to practice for most of the last two weeks. He tried to play on Thursday at Northern Colorado, but came out after only three minutes. Then, he missed the game at North Dakota. The injury certainly hurts Parker, and it definitely hurt the Viking offense at UNC as their leading scorer was greatly missed in the poorest offensive outing of the year. Parker's status for Thursday's game at Southern Utah is uncertain.

**ROUGH ROAD:** Portland State put in a quality effort at North Dakota, shooting .500 from the field, .563 from three-point range and out-rebounding UND, 28-24, but still lost 85-76. PSU's 0-8 road record is a disappointment, but the Vikings still have six games on the road during the regular season to make amends. This year's road games have been against some formidable opponents, including nationally-ranked Oklahoma State and Oregon, Portland and Loyola Marymount of the West Coast Conference, and Montana and Montana State of the Big Sky... PSU was 7-12 on the road last season.

**ALL ABOUT THE SHOOTING:** The Vikings have been a good-shooting home team, and a bad-shooting road team this season. The difference in home and road shooting statistics for the Vikings mirrors Portland State's home (5-2) and road (0-8) records. The Vikings shoot .523 from the field and .495 from three-point range at home. On the road, they shoot just .400 from the field and .317 from three-point range. The free throw shooting numbers are consistent at .746 at home and .743 on the road... last week at Northern Colorado, the Vikings shot a season-low .339 from the field in a 67-50 loss... they bounced back with their best road shooting performance of the year with a .500 mark (.563 3-pt FG) at North Dakota, but still lost... not surprisingly, PSU has shot .565, .492, .532, .561 and .500 in its five wins this season... only once have they shot better than .456 in a loss.

**THE DEFENSE SHOULD NOT REST:** Head Coach Tyler Geving touted an improved defensive team for 2012-13, and that may come to fruition. A strong effort against Idaho State (12/20) has the Vikings headed the right way. PSU held Idaho State to 49 points on Dec. 20, the fewest by an opponent in 34 games... the 70.7 points allowed is down from last year's 73.3 by opponents. Conference opponents are averaging 67.6 points per game. But there is a lot of room for improvement as the Vikings are allowing opponents to shoot .489 from the field and .394 from three-point range - both of which rank last in the league... the Vikings are forcing 13.4 turnovers per game, up from 11.4 forced last season.

**BALANCE? YUP:** Portland State expected a more balanced offensive attack this season after scoring stars Charles Odum and Chehales Tapscott graduated. As it happens, six Vikings are averaging between 6.7 and 11.4 points per game. And, five have led the team in scoring at least three times each (including ties): Renado Parker (4), Michael Harthun (4), Aaron Moore (4), Lateef McMullan (3) and Dre Winston (3).

**GOOD HANDLE:** JR PG Lateef McMullan has turned in a remarkable stretch of ball handling over the last month, highlighted by his career-high nine assists with no turnovers against Sacramento State. In his last 11 games, McMullan has 51 assists against just 17 turnovers, a 3 to 1 ratio. For the season, his ratio is 56/26 (2.2 ast/to). That ranks third-best in the Big Sky Conference. He is fourth overall in the Big Sky in assists... for the year, the 5-11 ball-handler averages 10.6 points and 3.7 assists.

#### BIG GAMES



## VIKING ASSISTANT COACHES



**Andy McClouskey**

3rd year  
Nearly 30 years of coaching experience, spent nine years prior to PSU as an assistant at Boise State... also an assistant at Oregon State, Stetson and Nevada... from Lebanon, OR.



**Eric Harper**

8th year  
17 years of coaching experience, the last eight of which as an assistant at Portland State... Head Coach at Yakima Valley CC... from Roslyn, WA.



**Anthony Owens**

4th year  
Seventh year in coaching, fourth at PSU... played at Great Falls... originally from Arkansas.



**Director of Operations**

**Mickey Poliss**

4th year  
A former Viking player, he participated on PSU's first two NCAA Tournament teams in 2007-08 and 2008-09.



**Athletic Trainer**

**Jim Wallis**

24th year  
Head Athletic Trainer at Portland State, Wallis has worked specifically with the basketball program for more than a decade.

### CONFERENCE CALL

Portland State's all-time records vs. non-conference opponents and their conferences, as well as results this season. Due to significant conference movement, records are against teams currently in that conference and not necessarily while members of that conference (PSU wins listed first):

**PSU vs. The Big 12 (0-5)**  
vs. Oklahoma State (0-1, L, 81-58)

**PSU vs. The Pac-12 (4-48)**  
vs. Oregon (2-10, L, 80-69)  
vs. Oregon State (0-13, L, 79-74)

**PSU vs. The WCC (33-65)**  
vs. Portland (17-33, L, 81-60)  
vs. Loyola Marymount (3-2, L 66-56)

**PSU vs. non-Division I**  
vs. Pacific (19-10, W, 77-58)  
vs. George Fox (5-0, W, 85-74)

**PSU's non-conference records**

1996-97	3-7	final record: 9-17
1997-98	5-6	final record: 15-12
1998-99	7-3	final record: 17-11
1999-00	8-4	final record: 15-14
2000-01	3-8	final record: 9-18
2001-02	6-7	final record: 12-16
2002-03	2-11	final record: 5-22
2003-04	6-7	final record: 11-16
2004-05	8-5	final record: 19-9
2005-06	7-6	final record: 12-16
2006-07	9-5	final record: 19-13
2007-08	7-8	final record: 23-10
2008-09	10-5	final record: 23-10
2009-10	5-9	final record: 13-19
2010-11	9-5	final record: 14-16
2011-12	6-7	final record: 17-15
2012-13	2-5	

- Scored 16 points with four assists in the loss to Oregon State (12/12).
- Handed out eight assists with no turnovers in the win over George Fox (12/15).
- McMullan had one of his best games as a Viking, tying a career-high with 20 points (7-9 FG, 3-5 3-pt FG, 3-5 FT) and adding four assists and four steals in the win over Idaho State (12/20).
- Made a career-high five three-pointers, scoring 17 at Montana State (1/3).
- Posted a career-best nine assists with no turnovers, scoring 14 points, in the win over Sacramento State (1/10).
- McMullan had 13 points, seven assists and three steals in the win over Northern Arizona (1/12).

**MOORE, MOORE, MOORE:** JR F Aaron Moore has played as well as any Viking this season and is in the midst of a hot stretch. In his last seven games, Moore has posted three double-doubles and averaged 15.0 points... currently, Moore is seventh in field goal percentage (.520) and fifth in rebounding (6.6) in the Big Sky Conference. He averages 11.3 points and shoots .784 at the line.

**BIG GAMES**

- Moore posted 14 points on 7-7 shooting against Oregon State (12/12), matching the best shooting night by a Viking since the program joined the Big Sky Conference in 1996-97 (Anthony Washington, 7-7 vs. Eastern Washington, Mar. 4, 2006).
- Moore has three double-doubles: A career-high of 19 points and 10 rebounds against Weber State (12/22); 17 points and a career-high 12 rebounds at Montana State (1/3); 14 points and 11 rebounds at Montana (1/5).
- Against Sacramento State (1/10) Moore had 16 points, six rebounds, three steals, three assists and a blocked shot.
- He scored 18 points (6-11 FG, 6-8 FT), grabbed seven rebounds and had two assists at North Dakota (1/19).
- Moore is one of only two Vikings in PSU's Big Sky history to post three straight double-doubles (Seamus Boxley).

**PARKER'S PART:** SR F Renado Parker averages a team-leading 11.4 points and is second in rebounding at 4.9 per game despite being hindered by a nagging ankle injury the last several weeks... he is shooting .462 from the field and .760 at the line... he has scored in double figures in a team-high 11 of 14 games... Parker has led the team in scoring a team-high four times.

**BIG GAMES**

- Parker scored 18 points against Weber State (12/22).
- Tied his career-high with 20 points and had a season-high 11 rebounds, two steals and a blocked shot against Northern Arizona (1/12).

**THUN-ING UP:** SR G Michael Harthun is heating up, having made 12-16 three-pointers in the last four games. He comes off a season-best 19-point game (6-8 FG, 4-4 3-pt 3-3 FT) at North Dakota... he has averaged 16.7 points in his last three games... Harthun is averaging 11.2 points per game, up from 8.6 last year. Harthun is shooting .492 from the field, .463 from distance, and .818 at the line... he ranks 12th in field goal percentage and fifth in three-point percentage in the Big Sky Conference.

**BIG GAMES**

- Harthun hit 7-11 from the field and 4-5 from three-point range, scoring 18 points in the win over Sacramento State (1/10).
- Had a season-best 19-point game (6-8 FG, 4-4 3-pt 3-3 FT) at North Dakota (1/19).

**NICE COMEBACK:** SO G Gary Winston has made a nice comeback from a nightmare shooting game at Montana State on Jan. 3. Winston was 0-9 in that game, 0-8 from three-point distance. In the five games since, he is 16-29 from the field (.552) and 9-13 from three-point range (.692)... Winston has moved into the starting lineup for the last four games, averaging 8.8 points per game.

**BIG GAMES**

Winston scored a season-high 13 (5-6 FG, 3-3 3-pt FG) with a career-high four steals in the win over Northern Arizona (1/12).

**CATALDO CALLED ON:** SO C Brandon Cataldo has been called upon for increased minutes the past two weeks and he has responded. Cataldo, who was averaging 1.3 points per game with five blocked shots in his first 12 games, has averaged 6.2 points with seven blocked shots over the last four games on 16.5 minutes per game. He is 14-23 shooting in those games (.609)... Cataldo had seven points, four rebounds and a blocked shot in a career-high 23 minutes at North Dakota, starting in place of SR F Renado Parker... Cataldo ranks fifth in Big Sky games with 12 blocked shots.

**OTHER 6TH MAN MOMENTS:** Against Sacramento State, SR F Martin Whitmore scored a career-high 11 points (3-3 3-pt FG). Whitmore scored five points with a career-high six rebounds at Northern Colorado... JR C Lamont Prosser responded when SR F Renado Parker was injured at Northern Colorado with career-highs of six points and eight rebounds.

### 2012-13 SEASON NOTES

**HALL WILL REDSHIRT:** After dealing with a nagging calf injury all season, it has been decided that JR G Marcus Hall will take a medical redshirt season. Hall missed four games and played limited minutes in several others due to the injury which occurred in the preseason. Hall was averaging 3.5 points in 11.5 minutes per game. He has played in eight games, which is less than one-third of the season schedule and will allow him to redshirt.

**LOCAL ANGLE:** For just the third time in history, Portland State played the other three in-state Division I schools in the same season. The Vikings played at Oregon on Nov. 12, losing 80-69. PSU also lost at Portland on Nov. 21, 81-60, then dropped a 79-74 decision to Oregon State on Dec. 12... the other two seasons in



## WHAT YOU SHOULD KNOW ABOUT PORTLAND STATE

Portland State University, located in Portland, is the largest school in the state of Oregon with 29,818 students. PSU was founded in 1946 as Vanport College - a two-year institution.

Athletically, Portland State began as a junior college in 1946-47, but competed in the Oregon Collegiate Conference (NAIA) beginning in 1948-49 to 1964-65. PSU became a four-year institution - Portland State College - in 1955. The Vikings won five OCC titles and competed in the NAIA playoffs twice.

Portland State joined the NCAA in 1965-66. The Vikings reached the College Division playoffs in 1966-67. College Division was the forerunner to Division II. Portland State was given university status in 1969.

During the 1970s, Portland State competed as a Division I program. The Vikings' biggest star was Freeman Williams, who still ranks as the second all-time leading scorer in college basketball history behind Pete Maravich. Williams, a Division I All-American in 1978, scored 3,249 points in his career.

The university dropped the men's basketball program in 1981 for budgetary reasons. It remained dormant until 1996-97 when basketball was reinstated and Portland State joined the Big Sky Conference. PSU has had seven winning seasons in its 13 years as a member, including four of the last five.

Portland State won the Big Sky Conference regular season title in 2004-05 (19-9, 11-3), but lost in the Big Sky Tournament semifinals, missing a chance for the NCAA Tournament.

In 2007-08, the Vikings won the Big Sky Conference regular season and tournament titles going 23-10, 14-2 in the Big Sky Conference. The resulting NCAA berth was the first at the Division I level for the Viking program. The Vikings lost to eventual national champion Kansas, but concluded the most successful season in school history.

In 2008-09, PSU once again won 23 games - matching the school record - and reached a second straight NCAA Tournament after winning the Big Sky Conference Tournament for the second year in a row.

With 78 wins from 2007-10, PSU had its most successful era in school history.

which that triple occurred were 1996-97 and 2002-03. PSU is 2-10 against Oregon since reinstating basketball in 1996-97, 7-9 against Portland and 0-6 against Oregon State.

**PAC-12 SELLOUT:** Oregon State's appearance at the Stott Center on Dec. 12 marked the first time in history that a Pac-12 school had played in Portland State's small on-campus arena. PSU had hosted Oregon, Oregon State and Washington State in past seasons, but all games were at either the Rose Garden or Memorial Coliseum. The result of OSU's appearance was a sellout. Over the last five seasons, Portland State has averaged 1,052 fans at home games. However, the Peter W. Stott Center, which seats 1,500 had not sold out since three games during the 2008-09 season. PSU now has 10 sellouts at the Stott Center in the Big Sky era (1996 to present). The Vikings are 8-2 in home games that are sellouts.

**VIKINGS SIGN BENTON DURING EARLY NLI PERIOD:** Portland State basketball signed Kyle Benton, a senior forward at St. Anthony High School in Long Beach, CA, to a national letter of intent on Nov. 16.

Benton, a 6-6, 220-pounder, will join the Viking program as a freshman in 2013-14. He is just beginning his senior year at St. Anthony. In 2011-12, Benton played at Gahr High School in Cerritos, CA where he averaged 12.0 points and 9.8 rebounds. He shot 42% from the field, 36% from three-point range and 71% at the line for an 18-11 team.

"The thing we like about Kyle the most is physically he is ready to go," said Geving. "He has a good frame on him and is physically mature, which you often don't get with high school kids."

"Kyle is an all-around good player. He can step out and shoot the three-pointer and post up as well. He has a versatile inside-outside game. On defense, he moves his feet well and is a good rebounder."

Benton will join a Viking team that will be losing five seniors at the conclusion of this season, three of whom are forwards.

**BRACKETBUSTER BREAKDOWN:** Portland State will host a 2013 ESPN BracketBuster game on Feb. 23 at the Stott Center, marking their seventh appearance in the series and third time hosting. ESPN recently announced this will be the final season it sponsors the BracketBuster series.

Portland State's game at the University of Idaho last year marked PSU's sixth appearance in a BracketBuster game. On one occasion the game was televised - a 93-81 win over Boise State on Feb. 21, 2009. PSU is 2-4 all-time in BracketBuster matchups, with the home team winning every time. Following a 66-56 loss at Loyola Marymount on Dec. 1, PSU is 2-3 in the return games. Idaho will return a game to PSU some time over the next two seasons.

### ESPN BRACKETBUSTER GAMES

Feb. 19, 2005: at Middle Tennessee State 83, Portland State 62

Feb. 17, 2007: at Cal Poly 92, Portland State 87

Feb. 23, 2008: at Cal State Fullerton 85, Portland State 69

Feb. 21, 2009: at Portland State 93, Boise State 81 (televised on ESPN)

Feb. 19, 2011: at Portland State 84, Loyola Marymount 75

Feb. 18, 2012: at Idaho 77, Portland State 68

**BALANCED ATTACK:** Portland State does not have a freshman on the roster in 2012-13. But, the Vikings do have a balanced roster with five sophomores, five juniors and five seniors... every player on the Viking roster is 20 or older... there are only six schools in the nation that do not have a freshman on the roster - true or red-shirt. They are: Portland State, Ohio, Southern Illinois Edwardsville, Savannah State, Alabama-Birmingham, and Valparaiso.

**NO RELATION:** They are both from the state of Washington, had All-State credentials on their respective high school teams, and share the same last name. But SO Gs Gary Winston and Dre Winston Jr. are not related - it's just a happy coincidence.

**WINNING WAY:** Portland State is over .500 all-time against current members of the Big Sky Conference (159-156). **Here are the all-time records:** PSU has winning records vs. Idaho State (28-15), Northern Arizona (22-17), Northern Colorado (13-4), Sacramento State (25-10), Eastern Washington (20-18) and Southern Utah (1-0). PSU has losing all-time records against Montana (20-29), Montana State (19-29), Weber State (11-31) and North Dakota (0-3)... **PSU is at .500 in Big Sky games:** PSU is 135-135 all-time in Big Sky Conference games against current Big Sky schools. PSU has winning records against Idaho State (24-11), Northern Arizona (20-16), Northern Colorado (9-4) and Sacramento State (24-9). PSU has losing records against Montana (11-22), Montana State (16-21), Weber State (11-27), North Dakota (0-1) and Cal State Northridge (no longer a BSC member, 3-7). PSU and Eastern Washington are tied (17-17).

**A LOOK BACK:** The Portland State Vikings went 17-15 in 2011-12, their best record since a 23-10 campaign in 2008-09. The Vikings 10-6 mark and third place finish was also a best since going 11-5 and placing second in 2008-09.

The Vikings were led by a pair of first team All-Big Sky Conference performers in Chehales Tapscott (14.1 ppg, 9.3 rpg) and Charles Odum (19.1 ppg, 3.9 rpg). Those two have since graduated.

Senior guards Lateef McMullan (9.4 ppg, 2.9 rpg) and Michael Harthun (8.6 ppg, 48 3-pt FG) are the only returning starters from that team. However, returning forward Renado Parker (9.8 ppg, 5.1 rpg, .568 FG%) and guard Gary Winston (6.5 ppg, 35 3-pt FG) were also primary contributors.



### SEASON HIGHLIGHT REEL

- SO G Dre Winston Jr. starts his Viking career off right, scoring 16 points (5-6 FG, 3-4 3-pt, 3-4 FT) with three assists in Portland State's season opening win over Pacific (11/9), 77-58.
- Portland State signed 6-6, 220-pound forward Kyle Benton to a National Letter of Intent (11/16). Benton is a senior at St. Anthony High School in Long Beach, CA.
- Portland State sells out the Stott Center against Oregon State (12/12), marking the first sellout since the 2008-09 season.
- JR F Aaron Moore was perfect against Oregon State (12/12), hitting 7-7 from the field for 14 points. That 7-7 mark matched a PSU record since joining the Big Sky Conference in 1996-97 (also accomplished by Anthony Washington vs. Eastern Washington, Mar. 4, 2006).
- SR G Lateef McMullan dished out a career-high eight assists to go with 14 points as the Vikings beat George Fox, 85-74 (12/15), ending a five-game losing streak. SR G Michael Harthun (16 pts) and SO G Gary Winston (14 pts) combined for 30 points, hitting 11-17 from the field and 6-7 from three-point range.
- SR G Lateef McMullan tied a career-high with 20 points (7-9 FG, 3-5 3-pt FG, 3-5 FT), had four assists and four steals as the Vikings opened Big Sky Conference play with a 63-49 win over Idaho State (12/20). PSU shot .532 for the game, winning its' second straight at home.
- JR F Aaron Moore posted the first double-double of the season by a Viking with career-highs of 19 points and 10 rebounds in an overtime loss to Weber State (12/22). Parker made 8-12 field goals and added two assists and a blocked shot.
- Despite a loss at Montana State (1/3), JR F Aaron Moore had his second straight double-double with 17 points and a career-high 12 rebounds. SR G Lateef McMullan scored 17 points as well, hitting a career-high 5-9 three-point field goals.
- JR F Aaron Moore posted his third double-double in a row with 14 points and 11 rebounds at Montana (1/5).
- Five Vikings scored in double figures as Portland State hit a season-high 12-18 three-pointers in an 87-69 win over Sacramento State (1/10). SR G Michael Harthun scored a season-high 18 points (7-11 FG, 4-5 3-pt), while SR G Lateef McMullan scored 14 points with a career-high nine assists. SR G Martin Whitmore scored a career-high 11 points and SO C Brandon Cataldo blocked a career-high four shots.
- SR F Renado Parker tied his career high with 20 points (7-13 FG, 6-8 FT) and grabbed a season-high 11 rebounds in a 79-74 win over Northern Arizona (1/12). Once again the Vikings had five players score in double figures, including 13 points and seven assists from Lateef McMullan.
- SR G Michael Harthun had his best game of the season at North Dakota (1/19) with 19 points (6-8 FG, 4-4 3-pt FG, 3-3 FT) and three rebounds.

### RECENT GAME: NORTH DAKOTA OUTSHOTS VIKINGS, 85-76

#### Grand Forks, ND (Jan. 19)

- Aaron Anderson scored a career-high 25 points to lead North Dakota to an 85-76 Big Sky Conference win over Portland State at the Betty Englestad Center.

Anderson made 7-10 from the field, 3-4 from three-point range and 8-8 at the line for his 25 points.

Troy Huff added 25 points and six rebounds for UND which picked its' third straight victory. North Dakota is 7-10 on the season, 4-4 in the Big Sky.

North Dakota was shooting just 40% from the field going into the game. However, UND had one of its best performances of the season, hitting 53% from the field, 50% from three-point range, and a school-record 21-21 at the line.

Anderson, Huff and Jamal Webb scored 66 of UND's 85 points, making a combined 22-34 shots from the field, 7-12 from three-point range and 15-15 at the line.

"Anderson is really quick getting into the lane. He is good player, Huff is a good player and Jamal Webb hit a dagger (three-pointer) there at the end," said Head Coach Tyler Geving.

The Vikings also shot it well, hitting 26-52 from the field (.500), 9-16 from three-point range (.563) and 15-20 at the line (.750). PSU's loss dropped it to 5-10 on the year, 3-5 in the Big Sky. The Vikings are now 0-8 on the road.

Portland State played without leading scorer Renado Parker, who is suffering from an ankle sprain. Parker had played only three minutes on Thursday against Northern Colorado. And, perhaps due to the absence of Parker, the Vikings' main low-post threat, PSU was able to increase the tempo of the game and get a number of transition baskets early on.

After a series of slow starts in recent games, PSU went on a 9-0 run that had the Vikings ahead 10-4 in the first three-and-a-half minutes.

PSU led 19-12 with just over 13 minutes to play in the half. But UND got going, mounting a 15-3 run over the next six minutes to take a 27-22 lead. The remainder of the half was tight with North Dakota leading 40-38 at intermission.

Both teams shot 14-26 from the field in the half (.538). The Vikings got 11 points from Michael Harthun, including 3-3 from three-point range. PSU made 6-9 threes overall. Lateef McMullan and Aaron Moore each had nine points. Anderson and Webb combined for 24 of UND's 40 in the half, making 8-10 from the field and 6-6 at the line.

A 16-8 North Dakota run opened the second half and PSU found itself down by 10. That would be the biggest advantage UND had the entire half. The Vikings narrowed it to two points on several occasions but could never get the lead back.

McMullan hit a three-pointer to get the Vikings within 72-70 and 3:36 to play. Then, North Dakota finished strong, scoring 13 points on their last six successive possessions. That included 6-6 at the line.

Harthun scored a season-high 19 points for the Vikings on 6-8 from the field, 4-4 from three-point range and 3-3 at the line. Moore scored 18 points and grabbed a team-high seven rebounds. McMullan scored 14 points, and Gary Winston added 11 points and four assists.

**GAME NOTES:** Portland State and North Dakota were meeting for the first time ever in a Big Sky Conference basketball game. UND is a first-year member of the conference... PSU and UND were in a five-way tie for fourth place in the Big Sky entering the game... sophomore center Brandon Cataldo started his second game of the season in place of Renado Parker. Cataldo played a career-high 23 minutes, scoring seven points with four rebounds, three assists and a blocked shot.

#### Official Basketball Box Score - Game Totals - Final Statistics Portland State vs North Dakota 01/19/13 2:05 p.m. at Grand Forks, N.D. (Sioux Center)

##### Portland State 76 - 5-10 <3-5 BSC>

#	Player	Total		3-Ptr		Rebounds			PF	TP	A	T	Blk	Stl	Min
		FG-FGA	FT-FTA	FG-FGA	FT-FTA	Off	Def	Tot							
01	McMULLAN, Lateef	* 5-10	3-5	1-2	1	2	3	3	14	3	1	0	2	35	
04	HARTHUN, Michael	* 6-8	4-4	3-3	1	2	3	2	19	1	3	0	0	34	
14	WINSTON, Gary	* 4-8	2-3	1-2	1	1	2	1	11	4	5	0	3	32	
21	MOORE, Aaron	* 6-11	0-0	6-8	2	5	7	3	18	2	2	0	1	32	
44	CATALDO, Brandon	* 3-6	0-0	1-2	2	2	4	3	7	3	0	1	1	23	
03	WINSTON, Dre	0-4	0-3	2-2	2	2	4	2	2	1	1	0	0	19	
13	HARVEY, Michael	2-4	0-1	1-1	2	2	4	0	5	0	0	0	0	16	
23	WHITMORE, Martin	0-0	0-0	0-0	0	0	0	0	0	0	0	0	0	2	
42	PROSSER, Lamont	0-1	0-0	0-0	0	1	1	5	0	0	2	0	1	7	
<b>Team</b>						0									
<b>Totals</b>		26-52	9-16	15-20	11	17	28	19	76	14	14	1	8	200	
FG % 1st Half: 14-26 53.8%		2nd half: 12-26 46.2%		Game: 26-52 50.0%		Deadball Rebounds									
3FG % 1st Half: 6-9 66.7%		2nd half: 4-9 44.4%		Game: 9-16 56.3%		4									
FT % 1st Half: 4-6 66.7%		2nd half: 11-14 78.6%		Game: 15-20 75.0%											

##### North Dakota 85 - 7-10 (4-4 BSC)

#	Player	Total		3-Ptr		Rebounds			PF	TP	A	T	Blk	Stl	Min
		FG-FGA	FT-FTA	FG-FGA	FT-FTA	Off	Def	Tot							
00	ANDERSON, Aaron	* 7-10	3-4	8-8	1	1	2	1	25	3	3	0	1	38	
05	HUFF, Troy	* 9-15	2-4	5-5	1	5	6	3	25	1	1	0	0	36	
11	WEBB, Jamal	* 6-9	2-4	2-2	1	2	3	2	16	3	2	0	0	30	
22	WILMER, Mitch	* 2-5	0-0	4-4	2	4	6	1	8	1	3	0	1	21	
32	SCHULER, Josh	* 2-8	1-3	0-0	0	2	2	3	5	4	0	1	1	32	
03	ANTWI, Lenny	0-1	0-1	0-0	0	0	0	1	0	0	1	0	0	13	
10	BENTON, Shane	0-0	0-0	0-0	0	0	0	0	0	0	0	0	0	1	
12	ALLARD, Jordan	2-3	0-0	2-2	1	2	3	0	6	0	0	0	0	20	
33	ARCHER, Doug	0-2	0-0	0-0	0	0	0	2	0	0	0	1	0	9	
<b>Team</b>						2									
<b>Totals</b>		28-53	8-16	21-21	8	16	24	13	85	12	10	2	6	200	
FG % 1st Half: 14-26 53.8%		2nd half: 14-27 51.9%		Game: 28-53 52.8%		Deadball Rebounds									
3FG % 1st Half: 3-10 30.0%		2nd half: 5-8 62.5%		Game: 8-16 50.0%		0									
FT % 1st Half: 9-9 100.0%		2nd half: 12-12 100.0%		Game: 21-21 100.0%											

Officials: Wilson Holland, Michael Rapp, Charles Rydzak  
Technical fouls: Portland State-MOORE, Aaron. North Dakota-None.  
Attendance: 1519

Score by periods	1st	2nd	Total
Portland State	38	38	76
North Dakota	40	45	85

Last FG - PSU 2nd-00:34, UND 2nd-00:59.  
Largest lead - PSU by 7 1st-13:02, UND by 10 2nd-16:13.

Points	In	Off	2nd	Fast	Bench
	Paint	T/O	Chance	Break	
PSU	12	13	21	0	7
UND	22	16	7	0	6

Score tied - 5 times.  
Lead changed - 4 times.



## THE BIG SKY CONFERENCE



**Information Director:** Jon Kasper  
**Telephone:** 801.392.1978 x16  
**Email:** jkasper@bigskyconference.org  
**Internet:** www.bigskyconf.com  
**Live streaming:** www.bigskytv.org

### 2012-13 BIG SKY CONFERENCE STANDINGS

	BIG SKY	PCT.	PF	PA	ALL	PCT.	PF	PA
Weber State	8-0	1.000	620	493	13-3	.813	1246	969
Montana	8-0	1.000	577	514	12-4	.750	1130	1057
Montana State	4-4	.500	558	572	7-9	.438	1169	1169
North Dakota	4-4	.500	560	575	7-10	.412	1134	1155
Sacramento State	3-5	.375	480	499	8-8	.500	1086	1074
Portland State	3-5	.375	538	541	5-10	.333	1017	1060
Northern Arizona	3-5	.375	540	581	6-12	.333	1188	1377
Northern Colorado	3-5	.375	524	542	5-11	.313	1099	1128
Southern Utah	3-5	.375	541	542	5-12	.294	1105	1225
Idaho State	3-5	.375	465	491	4-13	.235	901	1048
Eastern Washington	2-6	.250	482	535	4-14	.222	1220	1367

### 2012-13 BIG SKY PRESEASON POLLS

#### Coaches' Preseason Poll

1. Montana (8), 98
2. Weber State (3), 92
3. Northern Colorado, 74
4. North Dakota, 67
5. **Portland State, 61**
6. Eastern Washington, 53
7. Sacramento State, 51
8. Montana State, 48
9. Idaho State, 25
10. Southern Utah, 23
11. Northern Arizona, 14

#### Media Preseason Poll

1. Montana (24), 344
2. Weber State (8), 318
3. Eastern Washington, 231
4. Northern Colorado, 221
5. **Portland State, 218**
6. North Dakota, 173
7. Montana State, 171
8. Sacramento State, 166
9. Idaho State, 106
10. Southern Utah, 98
11. Northern Arizona, 67

### BIG SKY CONFERENCE PLAYERS OF THE WEEK

- Nov. 12 Martin Seiferth, Eastern Washington  
 Nov. 19 Dylan Garrity, Sacramento State; DeWayne Russell, Northern Arizona  
 Nov. 26 Mathias Ward, Montana  
 Dec. 4 Venky Jois, Eastern Washington  
 Dec. 11 Kyle Tresnak, Weber State  
 Dec. 17 Davion Berry, Weber State  
 Dec. 24 Jordan Richardson, Weber State; Mathias Ward, Montana  
 Dec. 31 Troy Huff, North Dakota  
 Jan. 7 Scott Bamforth, Weber State; Damon Heuir, Southern Utah  
 Jan. 14 Kareem Jamar, Montana  
 Jan. 21 Troy Huff, North Dakota; Tate Unruh, Northern Colorado

### VIKINGS VS. BIG SKY CONFERENCE OPPONENTS

The 2012-13 season is the 17th for Portland State as a member of the Big Sky Conference. Listed below are PSU's records against the Big Sky Conference's current schools.

PSU vs.	Big Sky Games	Home	Away	Big Sky Tourney	All-Time Games	Coach Geving vs.
Eastern Washington	17-17	10-6	6-11	1-1	20-18	5-1
Idaho State	24-11	14-4	9-7	2-0	28-15	5-2
Montana	11-22	8-8	3-14		20-30	0-7
Montana State	16-21	12-6	3-15	4-0	19-28	3-6
North Dakota	0-1	0-0	0-1		0-3	0-1
Northern Arizona	20-16	14-4	6-10	1-2	22-17	3-4
Northern Colorado	9-4	5-1	4-3		13-4	3-4
Sacramento State	24-9	16-1	8-8		25-10	6-1
Southern Utah	0-0	0-0	0-0		1-0	0-0
Weber State	11-27	10-7	1-18	0-5	11-31	2-7
Cal State-Northridge*	3-7	2-3	1-4			
<b>PSU wins listed first</b>	<b>135-135</b>	<b>91-40</b>	<b>41-91</b>	<b>8-8</b>	<b>159-156</b>	<b>27-33</b>
<b>neutral site tourney record</b>				<b>3-4</b>		

\* no longer a member of the Big Sky Conference

### VIKINGS PICKED FIFTH IN BIG SKY POLLS

The Portland State Vikings were a consensus number five pick in preseason polling by Big Sky Conference Coaches and Media (POLLS LISTED AT LEFT).

In 2013, the Big Sky Conference Tournament reverts to its previous format with all post-season games at the home of the regular season champion. Seven of the league's 11 teams will get into the Big Sky Tournament rather than the previous six of nine. The league champion will have a first round bye while the other six teams will meet on Mar. 14 (2 vs. 7, 3 vs. 6, 4 vs. 5). The semifinals will pit the host against the lowest remaining seed, with the other two remaining teams meeting on Mar. 15. The Big Sky Conference Championship will take place on Mar. 16 and be televised on ESPN2.

### PSU IN BIG SKY SEASON STATISTICS

SCORING	CI	GP	FG	3FG	FT	Points	Avg/G
19. PARKER, Renado-PSU	JR	14	61	0	38	160	11.4
21. MOORE, Aaron-PSU	JR	15	65	0	40	170	11.3
22. HARTHUN, Michael-PSU	SR	15	58	25	27	168	11.2
25. McMULLAN, Lateef-PSU	SR	15	54	24	26	158	10.5

REBOUNDING	CI	GP	Off	Def	Total	Avg/G
5. MOORE, Aaron-PSU	JR	15	32	67	99	6.6
17. PARKER, Renado-PSU	JR	14	24	44	68	4.9

FIELD GOAL PCT	CI	GP	FG	FGA	Pct
7. MOORE, Aaron-PSU	JR	15	65	125	.520
12. HARTHUN, Michael-PSU	SR	15	58	118	.492

ASSISTS	CI	GP	No.	Avg/G
4. McMULLAN, Lateef-PSU	SR	15	56	3.7

FREE THROW PCT	CI	GP	FT	FTA	Pct
12. MOORE, Aaron-PSU	JR	15	40	51	.784
15. PARKER, Renado-PSU	JR	14	38	50	.760

STEALS	CI	GP	No.	Avg/G
10. McMULLAN, Lateef-PSU	SR	15	18	1.2

3-POINT FG PCT	CI	GP	3FG	3FGA	Pct
4. WINSTON, Gary-PSU	SO	15	20	43	.465
5. HARTHUN, Michael-PSU	SR	15	25	54	.463
15t. McMULLAN, Lateef-PSU	SR	15	24	60	.400

3-POINT FG MADE	CI	GP	3FG	Avg/G
9. HARTHUN, Michael-PSU	SR	15	25	1.7
12. McMULLAN, Lateef-PSU	SR	15	24	1.6

BLOCKED SHOTS	CI	GP	No.	Avg/G
14. CATALDO, Brandon-PSU	SO	14	12	0.9

ASSIST/TURNOVER RATIO	CI	GP	Assists	Avg	T-Overs	Avg	Ratio
3. McMULLAN, Lateef-PSU	SR	15	56	3.7	26	1.7	2.2

### PSU IN CONFERENCE ONLY STATISTICS

SCORING	CI	GP	FG	3FG	FT	Points	Avg/G
11t. MOORE, Aaron-PSU	JR	8	43	0	28	114	14.3
21. McMULLAN, Lateef-PSU	SR	8	33	18	14	98	12.3
26. HARTHUN, Michael-PSU	SR	8	32	18	9	91	11.4
29. PARKER, Renado-PSU	JR	7	30	0	17	77	11.0

REBOUNDING	CI	GP	Off	Def	Total	Avg/G
5. MOORE, Aaron-PSU	JR	8	21	38	59	7.4
19. PARKER, Renado-PSU	JR	7	15	24	39	5.6

FIELD GOAL PCT	CI	GP	FG	FGA	Pct
12. MOORE, Aaron-PSU	JR	8	43	83	.518
13. HARTHUN, Michael-PSU	SR	8	32	62	.516

ASSISTS	CI	GP	No.	Avg/G
3. McMULLAN, Lateef-PSU	SR	8	35	4.4

STEALS	CI	GP	No.	Avg/G
7t. McMULLAN, Lateef-PSU	SR	8	12	1.5

3-POINT FG PCT	CI	GP	3FG	3FGA	Pct
1. HARTHUN, Michael-PSU	SR	8	18	31	.581
5. McMULLAN, Lateef-PSU	SR	8	18	35	.514
10. WINSTON, Gary-PSU	SO	8	10	22	.455

3-POINT FG MADE	CI	GP	3FG	Avg/G
4. McMULLAN, Lateef-PSU	SR	8	18	2.3
HARTHUN, Michael-PSU	SR	8	18	2.3

BLOCKED SHOTS	CI	GP	No.	Avg/G
5. CATALDO, Brandon-PSU	SO	8	12	1.5

ASSIST/TURNOVER RATIO	CI	GP	Assists	Avg	T-Overs	Avg	Ratio
2. McMULLAN, Lateef-PSU	SR	8	35	4.4	13	1.6	2.7



## ALL-TIME BIG SKY PLAYERS OF THE WEEK

**1997-98**

Brian Towne, Feb. 9  
Jason Hartman, Jan. 12

**1998-99**

Brian Towne, Dec. 1  
Jason Hartman, Jan. 25

**1999-00**

Ime Udoka, Dec. 6, Jan. 17

**2000-01**

Anthony Lackey, Feb. 19

**2001-02**

Anthony Lackey, Dec. 27, Mar. 4  
Seamus Boxley, Dec. 10  
Jeb Ivey, Feb. 25

**2002-03**

Seth Scott, Jan. 20

**2003-04**

Seamus Boxley, Jan. 19  
Blake Walker, Dec. 15, Dec. 22

**2004-05**

Seamus Boxley, Dec. 20, Jan. 10, Feb. 7

**2005-06**

Jake Schroeder, Feb. 20  
Scott Morrison, Jan. 2

**2006-07**

Dupree Lucas, Jan. 22  
Scott Morrison, Nov. 21  
Paul Hafford, Dec. 26  
Deonte Huff, Feb. 26

**2007-08**

Jeremiah Dominguez, Feb. 4, Mar. 5  
Scott Morrison, Feb. 11

**2008-09**

Jeremiah Dominguez, Nov. 18, Dec. 29  
Dominic Waters, Jan. 5

**2009-10**

Dominic Waters, Dec. 7, Mar. 3  
Phil Nelson, Dec. 14

**2010-11**

Chris Harriel, Dec. 27

**2011-12**

Charles Odum, Jan. 16, Jan. 23, Feb. 27

## ALL-TIME ACADEMIC ALL-BIG SKY CONFERENCE

**1996-97**

Brian Towne, Derek Nesland

**1997-98**

Derek Nesland

**1998-99**

Derek Nesland

**1999-00**

Derek Nesland

**2000-01**

Seamus Boxley

**2001-02**

Troy DeVries, Billy Feeney

**2002-03**

Chris Walter

**2004-05**

Tyler Hollist

**2005-06**

Tyler Hollist

**2006-07**

Sean Smith

**2007-08**

Tyrell Mara, Mickey Polis

**2008-09**

Tyrell Mara, Mickey Polis

**2010-11**

Melvin Jones, Nate Lozeau

**2011-12**

Nate Lozeau, Martin Whitmore

## PORTLAND STATE IN THE BIG SKY CONFERENCE

Portland State has completed 16 seasons as a member of the Big Sky Conference. PSU won the 2004-05 and 2007-08 Big Sky Conference regular season titles. The Vikings have had seven winning records in conference play and earned 10 Big Sky Tournament berths in 13 seasons eligible, winning the 2008 and 2009 Big Sky Conference Tournament titles. The Vikings are 8-8 all-time in the tourney.

## PORTLAND STATE'S BIG SKY CONFERENCE RECORD

Year	Coach	Season Big Sky				Place	Big Sky Tournament
		W	L	W	L		
1996-97	Ritchie McKay	9	17	6	10	7th	reinstated men's basketball, joined Big Sky/NCAA I
1997-98	Ritchie McKay	15	12	10	6	t3rd	not eligible for BSC Tournament (NCAA I transition)
1998-99	Joel Sobotka	17	11	9	7	3rd	reached BSC semifinals (1-1)
1999-00	Joel Sobotka	15	14	7	9	6th	reached BSC quarterfinals (0-1)
2000-01	Joel Sobotka	9	18	6	10	7th	
2001-02	Joel Sobotka	12	16	6	8	6th	reached BSC quarterfinals (0-1)
2002-03	Heath Schroyer	5	22	3	11	8th	
2003-04	Heath Schroyer	11	16	5	9	8th	
2004-05	Heath Schroyer	19	9	11	3	1st	won BSC regular season, lost in BSC semifinals (0-1)
2005-06	Ken Bone	12	16	5	9	t5th	reached BSC quarterfinals (0-1)
2006-07	Ken Bone	19	13	9	7	4th	reached BSC semifinals (1-1)
2007-08	Ken Bone	23	10	14	2	1st	won BSC regular season, won BSC Tournament (2-0)
2008-09	Ken Bone	23	10	11	5	t2nd	won BSC Tournament (2-0)
2009-10	Tyler Geving	13	19	7	9	6th	reached BSC semifinals (1-1)
2010-11	Tyler Geving	14	16	5	11	7th	not eligible for BSC Tournament (APR)
2011-12	Tyler Geving	17	15	10	6	3rd	reached BSC semifinals (1-1)

## PORTLAND STATE'S BIG SKY POST-SEASON HONORS

**1997-98**

Brian Towne 1st team All-Conference  
Jason Hartman 1st team All-Conference, Big Sky Newcomer of the Year

**1998-99**

Brian Towne 1st team All-Conference  
Jason Hartman 1st team All-Conference

**1999-00**

Ime Udoka 1st team All-Conference, Big Sky Newcomer of the Year  
Derek Nesland 1st team All-Conference

**2000-01**

Anthony Lackey 1st team All-Conference  
Seamus Boxley co-Outstanding Freshman

**2001-02**

Anthony Lackey 1st team All-Conference

**2003-04**

Seamus Boxley 1st team All-Conference, Big Sky Defensive Player of the Year

**2004-05**

Seamus Boxley 1st team All-Conference, Big Sky Player of the Year,  
Big Sky Defensive Player of the Year  
Will Funn 1st team All-Conference  
Blake Walker 1st team All-Conference

**2005-06**

Jake Schroeder 1st team All-Conference

**2006-07**

Dupree Lucas 2nd team All-Conference, Big Sky Newcomer of the Year

**2007-08**

Jeremiah Dominguez Big Sky Player of the Year, Big Sky Newcomer of the Year,  
1st team All-Conference, Big Sky All-Tournament Team  
Deonte Huff 1st team All-Conference, Big Sky Tournament Most Valuable Player  
Scott Morrison Big Sky Defensive Player of the Year, 2nd team All-Conference  
Kyle Coston Big Sky All-Tournament Team  
Ken Bone Big Sky Conference Coach of the Year

**2008-09**

Jeremiah Dominguez 1st team All-Conference, Big Sky Tournament MVP  
Andre Murray 2nd team All-Conference, Big Sky All-Tournament Team  
Dominic Waters 2nd team All-Conference  
Julius Thomas Big Sky All-Tournament Team

**2009-10**

Jamie Jones 1st team All-Conference  
Dominic Waters 2nd team All-Conference  
Julius Thomas Big Sky All-Tournament Team

**2010-11**

Charles Odum 2nd team All-Conference

**2011-12**

Charles Odum 1st team All-Conference, Big Sky All-Tournament team  
Chehales Tapscott 1st team All-Conference



**2012-13 PORTLAND STATE BASKETBALL RESULTS****OVERALL RECORD: 5-10 • Home: 5-2 • Road: 0-8 • Neutral: 0-0****BIG SKY CONFERENCE: 3-5 • Home: 3-1 • Road: 0-4**

Date	Opponent	Score	W/L	Atten.	Leading Scorer	Leading Rebounder	Assist Leader	W-L	BSC
Nov. 9	<b>PACIFIC</b>	77-58	W	1,027	D. Winston Jr.	16 Parker	8 Winston Jr./McMullan/Parker	3	1-0
Nov. 12	at Oregon <small>PAC-12</small>	69-80	L	5,577	D. Winston Jr./Parker	15 Moore	5 Harthun/G. Winston	2	1-1
Nov. 21	at Portland	60-81	L	1,224	D. Winston Jr.	13 D. Winston Jr.	7 G. Winston	3	1-2
Nov. 25	at #20 Oklahoma State	58-81	L	8,219	Parker/Harthun	12 Moore	6 Hall	2	1-3
Dec. 1	at Loyola Marymount	56-66	L	2,592	Hall	16 Parker	7 G. Winston/McMullan	4	1-4
Dec. 12	<b>OREGON STATE</b> <small>CSNWW</small>	74-79	L	1,500#	Parker/McMullan	16 Moore/Hall	6 McMullan	4	1-5
Dec. 15	<b>GEORGE FOX</b>	85-74	W	708	Harthun	16 Moore	9 McMullan	8	2-5
Dec. 20	<b>IDAHO STATE*</b>	63-49	W	659	McMullan	20 Moore	7 McMullan/G. Winston	4	3-5 1-0
Dec. 22	<b>WEBER STATE*</b>	73-69 (ot)	L	802	Moore	19 Moore	10 McMullan	7	3-6 1-1
Jan. 3	at Montana State*	59-62	L	2,106	McMullan/Moore	17 Moore	12 D. Winston	4	3-7 1-2
Jan. 5	at Montana*	55-62	L	3,907	Moore	14 Moore	11 McMullan	4	3-8 1-3
Jan. 10	<b>SACRAMENTO STATE*</b>	87-69	W	807	Harthun	18 Moore	6 McMullan	9	4-8 2-3
Jan. 12	<b>NORTHERN ARIZONA*</b>	79-74	W	844	Parker	20 Parker	11 McMullan	7	5-8 3-3
Jan. 17	at Northern Colorado*	50-67	L	1,341	Moore	9 Prosser	8 Moore	3	5-9 3-4
Jan. 19	at North Dakota*	76-85	L	1,519	Harthun	19 Moore	7 G. Winston	4	5-10 3-5
Jan. 24	at Southern Utah*								
Jan. 28	at Eastern Washington*								
Jan. 31	<b>MONTANA*</b>								
Feb. 2	<b>MONTANA STATE*</b>								
Feb. 7	at Northern Arizona*								
Feb. 9	at Sacramento State*								
Feb. 14	<b>SOUTHERN UTAH*</b>								
Feb. 18	<b>EASTERN WASHINGTON*</b>								
Feb. 23	<b>ESPN BRACKETBUSTER</b>								
Feb. 28	<b>NORTH DAKOTA*</b>								
Mar. 2	<b>NORTHERN COLORADO*</b>								
Mar. 7	at Weber State*								
Mar. 9	at Idaho State*								
Mar. 14	Big Sky Conference Quarterfinal								
Mar. 15	Big Sky Conference Semifinal								
Mar. 16	Big Sky Conference Championship								

\*Big Sky Conference game

# sellout

Television: CSNWW/PAC-12

Attendance:	Games	Total	Average
Home	7	6,347	907
Away	8	26,485	3,311
Total	15	32,832	2,189



**2012-13 PORTLAND STATE BASKETBALL SEASON STATISTICS**

No	Name	G	GS	Min	MPG	--- TOTAL ---			--- 3-PT ---			-- REBOUNDS --															
						FG	FGA	Pct.	3FG	3FA	Pct.	FT	FTA	Pct.	Off	Def	Tot	Avg	F	DQ	Ast	TO	Blk	St	Pts	Avg	
30	PARKER, Renado	14	14	375	26.8	61	132	.462	0	0	.000	38	50	.760	24	44	68	4.9	28	0	11	21	6	12	160	11.4	
21	MOORE, Aaron	15	14	432	28.8	65	125	.520	0	3	.000	40	51	.784	32	67	99	6.6	36	0	24	29	6	9	170	11.3	
04	HARTHUN, Michael	15	15	451	30.1	58	118	.492	25	54	.463	27	33	.818	5	27	32	2.1	20	0	21	22	0	8	168	11.2	
01	McMULLAN, Lateef	15	14	470	31.3	54	123	.439	24	60	.400	26	34	.765	6	32	38	2.5	25	0	56	26	1	18	158	10.5	
03	WINSTON, Dre	15	10	357	23.8	38	97	.392	9	35	.257	30	42	.714	14	27	41	2.7	20	0	26	27	0	16	115	7.7	
14	WINSTON, Gary	15	5	356	23.7	37	88	.420	20	43	.465	6	9	.667	1	22	23	1.5	27	0	31	33	0	10	100	6.7	
02	HALL, Marcus	8	1	92	11.5	10	25	.400	4	14	.286	4	5	.800	7	5	12	1.5	15	1	5	5	0	3	28	3.5	
44	CATALDO, Brandon	14	2	132	9.4	17	29	.586	0	0	.000	4	8	.500	6	13	19	1.4	21	0	4	7	12	4	38	2.7	
23	WHITMORE, Martin	12	0	75	6.3	11	22	.500	7	15	.467	3	5	.600	5	13	18	1.5	4	0	2	1	0	4	32	2.7	
13	HARVEY, Michael	15	0	166	11.1	12	36	.333	2	11	.182	3	5	.600	11	16	27	1.8	22	0	4	9	3	7	29	1.9	
42	PROSSER, Lamont	12	0	102	8.5	7	13	.538	0	0	.000	5	8	.625	5	17	22	1.8	20	1	3	9	3	3	19	1.6	
12	FOSTER, Alyx	3	0	15	5.0	0	2	.000	0	0	.000	0	0	.000	0	0	0	0.0	0	0	2	0	0	0	0.0		
34	KING, Joel	2	0	2	1.0	0	0	.000	0	0	.000	0	0	.000	0	0	0	0.0	0	0	0	0	0	0	0.0		
TM TEAM.....															22	28	50	3.3	0				3				0
Total.....		15				370	810	.457	91	235	.387	186	250	.744	138	311	449	29.9	238	2	189	192	31	94	1017	67.8	
Opponents.....		15				395	808	.489	95	241	.394	175	245	.714	140	328	468	31.2	228	2	238	201	49	101	1060	70.7	

**SCORE BY PERIODS:**

	1st	2nd	OT	Total
Portland State	463	548	6	1017
Opponents	543	507	10	1060

**2012-13 PORTLAND STATE BASKETBALL BIG SKY CONFERENCE STATISTICS**

No	Name	G	GS	Min	MPG	--- TOTAL ---			--- 3-PT ---			-- REBOUNDS --															
						FG	FGA	Pct.	3FG	3FA	Pct.	FT	FTA	Pct.	Off	Def	Tot	Avg	F	DQ	Ast	TO	Blk	St	Pts	Avg	
21	MOORE, Aaron	8	7	258	32.2	43	83	.518	0	2	.000	28	37	.757	21	38	59	7.4	21	0	16	17	3	6	114	14.3	
01	McMULLAN, Lateef	8	8	279	34.9	33	68	.485	18	35	.514	14	20	.700	3	19	22	2.8	16	0	35	13	0	12	98	12.3	
04	HARTHUN, Michael	8	8	243	30.4	32	62	.516	18	31	.581	9	9	1.000	2	16	18	2.3	12	0	12	11	0	2	91	11.4	
30	PARKER, Renado	7	7	188	26.9	30	66	.455	0	0	.000	17	23	.739	15	24	39	5.6	11	0	4	8	6	3	77	11.0	
14	WINSTON, Gary	8	4	197	24.6	19	47	.404	10	22	.455	2	4	.500	1	14	15	1.9	13	0	18	17	0	8	50	6.3	
03	WINSTON, Dre	8	4	189	23.6	11	42	.262	4	17	.235	15	20	.750	7	14	21	2.6	10	0	17	9	0	7	41	5.1	
44	CATALDO, Brandon	8	2	94	11.8	14	23	.609	0	0	.000	3	6	.500	4	7	11	1.4	12	0	3	2	12	2	31	3.9	
23	WHITMORE, Martin	7	0	50	7.1	6	15	.400	4	10	.400	2	2	1.000	4	10	14	2.0	2	0	1	1	0	3	18	2.6	
13	HARVEY, Michael	8	0	71	8.9	5	17	.294	0	5	.000	2	4	.500	4	6	10	1.3	11	0	1	3	1	3	12	1.5	
42	PROSSER, Lamont	6	0	36	6.0	2	4	.500	0	0	.000	2	3	.667	3	8	11	1.8	11	1	1	3	1	2	6	1.0	
12	FOSTER, Alyx	2	0	14	7.0	0	2	.000	0	0	.000	0	0	.000	0	0	0	0.0	0	0	2	0	0	0	0.0		
02	HALL, Marcus	2	0	5	2.5	0	1	.000	0	1	.000	0	1	.000	1	1	2	1.0	0	0	0	0	0	0	0.0		
34	KING, Joel	1	0	1	1.0	0	0	.000	0	0	.000	0	0	.000	0	0	0	0.0	0	0	0	0	0	0	0.0		
TM TEAM.....															14	14	28	3.5	0				2				0
Total.....		8				195	430	.453	54	123	.439	94	129	.729	79	171	250	31.3	119	1	110	86	23	48	538	67.2	
Opponents.....		8				204	418	.488	50	125	.400	83	113	.735	62	170	232	29.0	112	0	118	95	23	40	541	67.6	

**SCORE BY PERIODS:**

	1st	2nd	OT	Total
Portland State	236	296	6	538
Opponents	271	260	10	541

**2012-13 PORTLAND STATE TEAM GAME-BY-GAME STATISTICS**

Opponent	Date	--- TOTAL ---			--- 3-PT ---			-- REBOUNDS --															
		FG	FGA	Pct	3FG	3FA	Pct	FT	FTA	Pct	Off	Def	Tot	Avg	F	Ast	TO	Blk	St	Pts	Avg		
PACIFIC (OR)	11/09/12	77-58	W	26	46	.565	5	12	.417	20	27	.741	6	21	27	27.0	16	15	19	3	11	77	77.0
at Oregon	11/12/12	69-80	L	24	53	.453	4	11	.364	17	19	.895	5	19	24	25.5	19	6	15	0	5	69	73.0
at Portland	11/21/12	60-81	L	20	56	.357	2	15	.133	18	22	.818	10	20	30	27.0	20	12	15	1	8	60	68.7
at Oklahoma State	11/25/12	58-81	L	21	53	.396	7	21	.333	9	14	.643	10	19	29	27.5	12	6	16	0	4	58	66.0
at Loyola Marymt	12/01/12	56-66	L	22	54	.407	7	18	.389	5	9	.556	6	21	27	27.4	16	11	15	2	7	56	64.0
OREGON STATE	12/12/12	74-79	L	33	59	.559	2	12	.167	6	9	.667	11	20	31	28.0	21	12	19	1	6	74	65.7
GEORGE FOX	12/15/12	85-74	W	29	59	.492	10	23	.435	17	21	.810	11	20	31	28.4	15	17	7	1	5	85	68.4
IDAHO STATE	12/20/12	63-49	W	25	47	.532	7	13	.538	6	10	.600	9	20	29	28.5	11	15	11	6	6	63	67.8
WEBER STATE	12/22/12	69-73	Lot	26	57	.456	2	2	1.000	15	20	.750	9	18	27	28.3	14	14	6	1	8	69	67.9
at Montana State	01/03/12	59-62	L	21	56	.375	7	28	.250	10	14	.714	13	24	37	29.2	16	7	11	1	3	59	67.0
at Montana	01/05/13	55-62	L	20	53	.377	4	15	.267	11	16	.688	10	24	34	29.6	16	8	11	3	1	55	65.9
SACRAMENTO ST	01/10/13	87-69	W	32	57	.561	12	18	.667	11	15	.733	10	21	31	29.8	15	25	7	7	7	87	67.7
NO ARIZONA	01/12/13	79-74	W	26	52	.500	8	13	.615	19	24	.792	7	21	28	29.6	15	18	14	1	13	79	68.5
at No Colorado	01/17/13	50-67	L	19	56	.339	5	18	.278	7	10	.700	10	26	36	30.1	13	9	12	3	2	50	67.2
at North Dakota	01/19/13	76-85	L	26	52	.500	9	16	.563	15	20	.750	11	17	28	29.9	19	14	14	1	8	76	67.8
Portland State		1017		370	810	.457	91	235	.387	186	250	.744	138	311	449	29.9	238	189	192	31	94	1017	67.8
Opponents		1060		395	808	.489	95	241	.394	175	245	.714	140	328	468	31.2	228	238	201	49	101	1060	70.7

## 2012-13 PORTLAND STATE OPPONENT GAME-BY-GAME STATISTICS

Opponent	Date	--- TOTAL ---			--- 3-PT ---			-- REBOUNDS --															
		FG	FGA	Pct	3FG	3FA	Pct	FT	FTA	Pct	Off	Def	Tot	Avg	F	Ast	TO	Blk	St	Pts	Avg		
PACIFIC (OR)	11/09/12	77-58	W	20	48	.417	6	17	.353	12	15	.800	8	18	26	26.0	22	16	22	1	14	58	58.0
at Oregon	11/12/12	69-80	L	27	55	.491	9	19	.474	17	24	.708	11	24	35	30.5	22	16	17	5	9	80	69.0
at Portland	11/21/12	60-81	L	31	60	.517	5	10	.500	14	22	.636	12	28	40	33.7	18	22	12	5	7	81	73.0
at Oklahoma State	11/25/12	58-81	L	32	56	.571	7	15	.467	10	13	.769	7	24	31	33.0	11	19	13	4	6	81	75.0
at Loyola Marymt	12/01/12	56-66	L	23	56	.411	4	20	.200	16	18	.889	13	28	41	34.6	11	11	14	2	10	66	73.2
OREGON STATE	12/12/12	74-79	L	30	59	.508	1	6	.167	18	29	.621	16	15	31	34.0	14	17	14	5	12	79	74.2
GEORGE FOX	12/15/12	85-74	W	28	56	.500	13	29	.448	5	11	.455	11	21	32	33.7	18	19	14	4	3	74	74.1
IDAHO STATE	12/20/12	63-49	W	22	47	.468	2	13	.154	3	9	.333	8	14	22	32.2	9	12	10	5	7	49	71.0
WEBER STATE	12/22/12	69-73	Lot	29	53	.547	9	19	.474	6	9	.667	7	24	31	32.1	15	18	15	8	3	73	71.2
at Montana State	01/03/12	59-62	L	22	48	.458	6	17	.353	12	17	.706	5	23	28	31.7	13	13	11	1	5	62	70.3
at Montana	01/05/13	55-62	L	20	48	.417	4	11	.364	18	20	.900	5	25	30	31.5	15	13	11	2	1	62	69.5
SACRAMENTO ST	01/10/13	87-69	W	27	61	.443	6	17	.353	9	12	.750	16	17	33	31.7	15	13	11	1	3	69	69.5
NO ARIZONA	01/12/13	79-74	W	31	55	.564	5	15	.333	7	11	.636	7	23	30	31.5	16	22	18	3	7	74	69.8
at No Colorado	01/17/13	50-67	L	25	53	.472	10	17	.588	7	14	.500	6	28	34	31.7	16	15	9	1	8	67	69.6
at North Dakota	01/19/13	76-85	L	28	53	.528	8	16	.500	21	21	1.000	8	16	24	31.2	13	12	10	2	6	85	70.7
Opponents		1060		395	808	.489	95	241	.394	175	245	.714	140	328	468	31.2	228	238	201	49	101	1060	70.7
Portland State		1017		370	810	.457	91	235	.387	186	250	.744	138	311	449	29.9	238	189	192	31	94	1017	67.8



**PORTLAND STATE PLAYER GAME HIGHS**

POINTS _____	20	PARKER, Renado vs Northern Arizona (01/12/13)
_____	20	McMULLAN, Lateef vs Idaho State (12/20/12)
_____	19	HARTHUN, Michael at North Dakota (01/19/13)
_____	19	MOORE, Aaron vs Weber State (12/22/12)
Field Goals Made _____	8	MOORE, Aaron vs Sacramento State (01/10/13)
_____	8	MOORE, Aaron vs Weber State (12/22/12)
_____	8	PARKER, Renado vs Oregon State (12/12/12)
Field Goal Att. _____	16	PARKER, Renado vs Weber State (12/22/12)
_____	14	MOORE, Aaron vs Sacramento State (01/10/13)
FG Pct (min 5 made) _____	1.000 (7-7)	MOORE, Aaron vs Oregon State (12/12/12)
_____	.833 (5-6)	WINSTON, Gary vs Northern Arizona (01/12/13)
_____	.833 (5-6)	WINSTON, Dre vs Pacific (OR) (11/09/12)
3-Point FG Made _____	5	McMULLAN, Lateef at Montana State (01/03/13)
_____	4	HARTHUN, Michael at North Dakota (01/19/13)
_____	4	HARTHUN, Michael vs Sacramento St (01/10/13)
_____	4	WINSTON, Gary vs George Fox (12/15/12)
_____	4	HALL, Marcus at Loyola Marymount (12/01/12)
3-Point FG Att. _____	9	McMULLAN, Lateef at Montana State (01/03/13)
_____	8	WINSTON, Gary at Montana State (01/03/13)
3-Pt FG Pct (min 2 made) _____	1.000 (4-4)	HARTHUN, Michael at North Dakota (01/19/13)
_____	1.000 (4-4)	WINSTON, Gary vs George Fox (12/15/12)
_____	1.000 (3-3)	WINSTON, Gary vs Northern Arizona (01/12/13)
_____	1.000 (3-3)	WHITMORE, Martin vs Sacramento St (01/10/13)
Free Throws Made _____	8	MOORE, Aaron vs Northern Arizona (01/12/13)
_____	7	PARKER, Renado vs George Fox (12/15/12)
Free Throw Att. _____	9	MOORE, Aaron vs Northern Arizona (01/12/13)
_____	9	PARKER, Renado vs George Fox (12/15/12)
FT Pct (min 3 made) _____	1.000 (4-4)	McMULLAN, Lateef vs George Fox (12/15/12)
_____	1.000 (4-4)	HALL, Marcus at Oklahoma State (11/25/12)
_____	1.000 (4-4)	MOORE, Aaron at Portland (11/21/12)
_____	1.000 (4-4)	PARKER, Renado at Portland (11/21/12)
_____	1.000 (4-4)	HARTHUN, Michael at Oregon (11/12/12)
_____	1.000 (4-4)	HARTHUN, Michael vs Pacific (OR) (11/09/12)
Rebounds _____	12	MOORE, Aaron at Montana State (01/03/13)
_____	11	PARKER, Renado vs Northern Arizona (01/12/13)
_____	11	MOORE, Aaron at Montana (01/05/13)
Assists _____	9	McMULLAN, Lateef vs Sacramento State (01/10/13)
_____	8	McMULLAN, Lateef vs George Fox (12/15/12)
Steals _____	4	WINSTON, Gary vs Northern Arizona (01/12/13)
_____	4	McMULLAN, Lateef vs Idaho State (12/20/12)
_____	4	PARKER, Renado vs Pacific (OR) (11/09/12)
Blocked Shots _____	4	CATALDO, Brandon vs Sacramento St (01/10/13)
_____	4	CATALDO, Brandon vs Idaho State (12/20/12)
Turnovers _____	5	five times

**OPPONENT TEAM GAME HIGHS**

POINTS _____	85	at North Dakota (01/19/13)
_____	81	at Oklahoma State (11/25/12)
_____	81	at Portland (11/21/12)
FIELD GOALS MADE _____	32	at Oklahoma State (11/25/12)
FIELD GOAL ATTEMPTS _____	61	SACRAMENTO STATE (01/10/13)
FIELD GOAL PERCENTAGE _____	.571 (32-56)	at Oklahoma State (11/25/12)
3 PT FIELD GOALS MADE _____	13	GEORGE FOX (12/15/12)
3 PT FG ATTEMPTS _____	29	GEORGE FOX (12/15/12)
3 PT FG PERCENTAGE _____	.588 (10-17)	at Northern Colorado (01/17/13)
FREE THROWS MADE _____	21	at North Dakota (01/19/13)
FREE THROW ATTEMPTS _____	29	OREGON STATE (12/12/12)
FREE THROW PERCENTAGE _____	1.000 (21-21)	at North Dakota (01/19/13)
REBOUNDS _____	41	at Loyola Marymount (12/01/12)
ASSISTS _____	22	NORTHERN ARIZONA (01/12/13)
_____	22	at Portland (11/21/12)
STEALS _____	14	PACIFIC (OR) (11/09/12)
BLOCKED SHOTS _____	8	WEBER STATE (12/22/12)
TURNOVERS _____	22	PACIFIC (OR) (11/09/12)
FOULS _____	22	at Oregon (11/12/12)
_____	22	PACIFIC (OR) (11/09/12)

**PORTLAND STATE TEAM GAME HIGHS**

POINTS _____	87	SACRAMENTO STATE (01/10/13)
_____	85	GEORGE FOX (12/15/12)
_____	79	NORTHERN ARIZONA (01/12/13)
FIELD GOALS MADE _____	33	OREGON STATE (12/12/12)
FIELD GOAL ATTEMPTS _____	59	GEORGE FOX (12/15/12)
_____	59	OREGON STATE (12/12/12)
FIELD GOAL PERCENTAGE _____	.565 (26-46)	PACIFIC (OR) (11/09/12)
3 PT FIELD GOALS MADE _____	12	SACRAMENTO STATE (01/10/13)
3 PT FG ATTEMPTS _____	28	at Montana State (01/03/13)
3 PT FG PERCENTAGE _____	1.000 (2-2)	WEBER STATE (12/22/12)
FREE THROWS MADE _____	20	PACIFIC (OR) (11/09/12)
FREE THROW ATTEMPTS _____	27	PACIFIC (OR) (11/09/12)
FREE THROW PERCENTAGE _____	.895 (17-19)	at Oregon (11/12/12)
REBOUNDS _____	37	at Montana State (01/03/13)
ASSISTS _____	25	SACRAMENTO STATE (01/10/13)
STEALS _____	13	NORTHERN ARIZONA (01/12/13)
BLOCKED SHOTS _____	7	SACRAMENTO STATE (01/10/13)
TURNOVERS _____	19	OREGON STATE (12/12/12)
_____	19	PACIFIC (OR) (11/09/12)
FOULS _____	21	OREGON STATE (12/12/12)

**PORTLAND STATE TEAM GAME LOWS**

POINTS _____	50	at Northern Colorado (01/17/13)
_____	55	at Montana (01/05/13)
_____	56	at Loyola Marymount (12/01/12)
FIELD GOALS MADE _____	19	at Northern Colorado (01/17/13)
FIELD GOAL ATTEMPTS _____	46	PACIFIC (OR) (11/09/12)
FIELD GOAL PERCENTAGE _____	.339 (19-56)	at Northern Colorado (01/17/13)
3 PT FIELD GOALS MADE _____	2	four times
3 PT FG PERCENTAGE _____	.133 (2-15)	at Portland (11/21/12)
FREE THROWS MADE _____	5	at Loyola Marymount (12/01/12)
FREE THROW ATTEMPTS _____	9	at Loyola Marymount (12/01/12)
_____	9	OREGON STATE (12/12/12)
FREE THROW PERCENTAGE _____	.556 (5-9)	at Loyola Marymount (12/01/12)
REBOUNDS _____	24	at Oregon (11/12/12)
ASSISTS _____	6	at Oregon (11/12/12)
_____	6	at Oklahoma State (11/25/12)
STEALS _____	1	at Montana (01/05/13)
BLOCKED SHOTS _____	0	at Oregon (11/12/12)
_____	0	at Oklahoma State (11/25/12)
TURNOVERS _____	6	WEBER STATE (12/22/12)
FOULS _____	11	IDAHO STATE (12/20/12)

**OPPONENT TEAM GAME LOWS**

POINTS _____	49	IDAHO STATE (12/20/12)
_____	58	PACIFIC (OR) (11/09/12)
_____	62	at Montana State (01/03/13)
_____	62	at Montana (01/05/13)
FIELD GOALS MADE _____	20	PACIFIC (OR) (11/09/12)
_____	20	at Montana (01/05/13)
FIELD GOAL ATTEMPTS _____	47	IDAHO STATE (12/20/12)
FIELD GOAL PERCENTAGE _____	.411 (23-56)	at Loyola Marymount (12/01/12)
3 PT FIELD GOALS MADE _____	1	OREGON STATE (12/12/12)
3 PT FG ATTEMPTS _____	6	OREGON STATE (12/12/12)
3 PT FG PERCENTAGE _____	.154 (2-13)	IDAHO STATE (12/20/12)
FREE THROWS MADE _____	3	IDAHO STATE (12/20/12)
FREE THROW ATTEMPTS _____	9	IDAHO STATE (12/20/12)
_____	9	WEBER STATE (12/22/12)
FREE THROW PERCENTAGE _____	.333 (3-9)	IDAHO STATE (12/20/12)
REBOUNDS _____	22	IDAHO STATE (12/20/12)
ASSISTS _____	11	at Loyola Marymount (12/01/12)
STEALS _____	1	at Montana (01/05/13)
BLOCKED SHOTS _____	1	PACIFIC (OR) (11/09/12)
_____	1	at Montana State (01/03/13)
_____	1	SACRAMENTO STATE (01/10/13)
_____	1	at Northern Colorado (01/17/13)
TURNOVERS _____	9	at Northern Colorado (01/17/13)
FOULS _____	9	IDAHO STATE (12/20/12)



## 2012-13 PORTLAND STATE BASKETBALL MISCELLANEOUS STATISTICS

### Scoring Leaders 12-13 Career

Michael Harthun	4	5
Renado Parker	4	4
Aaron Moore	4	4
Lateef McMullan	3	4
Dre Winston Jr.	3	3
Marcus Hall	1	1

### Rebounding Leaders 12-13 Career

Aaron Moore	10	10
Renado Parker	3	6
Lamont Prosser	1	1
Marcus Hall	1	1
Dre Winston Jr.	1	1

### Assist Leaders 12-13 Career

Lateef McMullan	9	23
Gary Winston	5	10
Dre Winston Jr.	2	2
Michael Harthun	1	6
Aaron Moore	1	1
Renado Parker	1	1
Marcus Hall	1	1

### 10-Point Games 11-12 Career

Renado Parker	10	23
Michael Harthun	9	20
Lateef McMullan	8	22
Aaron Moore	8	8
Gary Winston	4	8
Dre Winston Jr.	4	4
Martin Whitmore	1	3
Marcus Hall	1	1

### 20-Point Games 12-13 Career

Lateef McMullan	1	2
Renado Parker	1	2
Michael Harthun	0	1

### 10-Rebound Games 12-13 Career

Aaron Moore	3	3
Renado Parker	1	2

### Double-Doubles 12-13 Career

Aaron Moore	3	3
Renado Parker	1	2

### Dunks 12-13 Career

Aaron Moore	6	6
Dre. Winston Jr.	2	2
Renado Parker	1	6
Michael Harvey	1	1
Brandon Cataldo	1	1
Marcus Hall	1	1

### THE LAST TIME...

PSU scored 100 points.....	12/3/11 vs. Walla Walla (W, 102-47)
PSU's opponent scored 100 points.....	12/18/11 at Oregon State (L, 68-101)
PSU beat a ranked opponent.....	12/02/09 at #25 Portland (W, 86-82)
PSU lost to a ranked opponent.....	11/25/12 at #20 Oklahoma State (L, 81-58) - 2-15 all-time
PSU won an overtime game.....	1/21/12 at Eastern Washington (W, 78-76)
PSU lost an overtime game.....	12/22/12 vs. Weber State (L, 69-73)

A Viking scored 20 points.....	1/12/13, Renado Parker vs. Northern Arizona (20)
A Viking scored 30 points.....	2/23/12, Charles Odum at Sacramento State (38)
A Viking scored 40 points.....	1/4/09, Dominic Waters at Northern Arizona - 4 ot (41)
A Viking had 10 rebounds.....	1/12/13, Renado Parker vs. Northern Arizona (11)
A Viking had 15 rebounds.....	2/9/12, Chehales Tapscott at Idaho State (16)
A Viking had 10 assists.....	2/5/09, Jeremiah Dominguez vs. Northern Arizona (11)
A Viking had a double-double (pt/reb)....	1/12/13, Renado Parker vs. Northern Arizona (20 pts, 11 reb)
A Viking had a double-double (pt/ast)....	2/5/09, Jeremiah Dominguez vs. Northern Arizona (15 pts, 11 ast)
A Viking had a triple-double.....	never

### STARTER'S RECORDS

	2012-13	Pct.	Career	Pct.
Gary Winston	2-3	.400	3-4	.417
Aaron Moore	5-9	.357	5-9	.357
Lateef McMullan	5-10	.333	22-24	.478
Michael Harthun	5-10	.333	21-24	.467
Renado Parker	5-9	.357	5-9	.357
Dre Winston Jr.	3-7	.300	3-7	.300
Marcus Hall	0-1	.000	0-1	.000
Brandon Cataldo	0-2	.000	0-2	.000

Starting lineups	1	2	3	4	5	W-L	
Pacific	W	McMullan	D. Winston	Harthun	Moore	Parker	1-0
Oregon	L	McMullan	D. Winston	Harthun	Moore	Parker	1-1
Portland	L	McMullan	D. Winston	Harthun	Moore	Parker	1-2
Oklahoma State	L	McMullan	D. Winston	Harthun	Moore	Parker	1-3
Loyola Marymt	L	G. Winston	D. Winston	Harthun	Moore	Parker	0-1
Oregon State	L	McMullan	Harthun	Hall	Moore	Parker	0-1
George Fox	W	McMullan	D. Winston	Harthun	Moore	Parker	2-3
Idaho State	W	McMullan	D. Winston	Harthun	Moore	Parker	3-3
Weber State	L	McMullan	D. Winston	Harthun	Moore	Parker	3-4
Montana State	L	McMullan	D. Winston	Harthun	Moore	Parker	3-5
Montana	L	McMullan	D. Winston	Harthun	Parker	Cataldo	0-1
Sacramento St	W	McMullan	G. Winston	Harthun	Moore	Parker	1-0
No. Arizona	W	McMullan	G. Winston	Harthun	Moore	Parker	2-0
No. Colorado	L	McMullan	G. Winston	Harthun	Moore	Parker	2-1
North Dakota	L	McMullan	G. Winston	Harthun	Moore	Cataldo	0-1

### PSU'S RECORD WHEN

At Home.....	5-2
Away.....	0-8
Neutral Site.....	0-0
Leading at halftime.....	4-1
Trailing at halftime.....	0-9
Tied at halftime.....	1-0
In overtime.....	0-0
Outrebounding an opponent.....	2-4
Outrebounded by opponent.....	3-5
When rebounding is even.....	0-1
Outshooting an opponent.....	3-1
Being outshot by opponent.....	2-9
When shooting is even.....	0-0
Scoring less than 70 points.....	1-8
Scoring 70 or more points.....	4-2
Scoring 80 or more points.....	2-0
Scoring 90 or more points.....	0-0
Scoring 100 or more points.....	0-0

### SCORING MARGIN

Pt. Differential	Won	Lost
1	0	0
2	0	0
3	0	1
4	0	1
5	1	1
6	0	0
7	0	1
8	0	0
9	0	1
10	0	1
11	1	1
14	1	0
17	0	1
18	1	0
19	1	0
21	0	1
23	0	1

### RECORD BOOK UPDATES

#### FIELD GOAL PERCENTAGE (300 att.)

1. Julius Thomas (2006-10) ___336-507 .663	7. Anthony Washington
2. Jamie Jones (2008-10) ___306-523 .585	at Eastern Washington _____3-4-06
3. Seamus Boxley (2000-05) ___549-980 .560	<b>7. Aaron Moore</b>
4. Scott Morrison (2004-08) ___401-739 .543	<b>vs. Oregon State _____ 12-12-12</b>
5. Hasane Artharee (1996-00) ___339-629 .539	
6. Deonte Huff (2006-08) ___275-512 .537	
7. Jamaal Sanford (1996-98) ___166-313 .530	
8. Charles Odum (2010-12) ___332-630 .527	
<b>9. Renado Parker (2011-13) _161-308 .522</b>	
10. Chehales Tapscott (2010-12) ___259-513 .505	

#### 3-PT FIELD GOAL PERCENTAGE (100 att.)

1. Juma Kamara (2005-07) ___117-262 .447
<b>2. Michael Harthun (2011-13) 73-167 .437</b>
3. Dominic Waters (2008-10) ___130-299 .435
4. Jeremiah Dominguez (2007-09) 173-398 .435
<b>5. Gary Winston (2011-13) ___55-127 .433</b>
6. Brian Towne (1996-99) ___206-494 .417
7. Jake Schroeder (2004-06) ___125-304 .411
8. Anthony Lackey (1998-02) ___178-439 .405
9. Troy DeVries (2001-02) ___46-114 .404
10. Melvin Jones (2009-11) ___153-381 .402



The incumbent at point guard, he should be one of the better floor leaders in the Big Sky Conference this season... very quick and strong for his size... a very competitive individual... will be counted on to lead the team.

**COACH GEVING SAYS:** "Lateef had some good games last year. The big thing for him is to be more consistent this year. I want his assist-to-turnover ratio to improve. His turnovers weren't bad, but assist-wise he should average between five and six assists per game and be more of a playmaker for us."

**2011-12 • JUNIOR SEASON**

Started all 32 games at point guard for the Vikings and got better as the season progressed... ranked third on the team in scoring (9.4) and led the team in assists (2.8)... also averaged 2.9 rebounds, had 27 steals and 37 three-point field goals... shooting .363 from the field and .720 at the line... led the team in scoring once and assists 15 times during the season... scored in double figures 13 times... scored a season-high 20 points (7-11 FG, 2-4 3-pt, 4-5 FT) with six assists in a win at Northern Colorado (1/12)... had 15 points (4-9 FG, 1-2 3-pt, 6-9 FT) and six assists in a win over Cal State Bakersfield (12/15)... scored 18 points (4-9 FG, 2-4 3-pt, 8-11 FT) with five rebounds and five assists in an overtime win at Eastern Washington (1/21)... made a three-pointer in the closing seconds to send the game into overtime... scored 19 points (7-12 FG, 1-4 3-pt, 4-5 FT) with three assists at Oregon State (12/18)... scored 16 points (5-11 FG, 3-6 3-pt, 3-6 FT) with six rebounds and three assists at Idaho (2/18)... had 14 points (3-4 FG, 1-2 3-pt, 7-9 FT) and five assists in a win at Sacramento State (2/23)... **BIG SKY TOURNAMENT:** scored 14 points (4-8 FG, 2-3 3-pt, 4-4 FT) with four assists in the win over Montana State... had eight points (3-6 FG, 2-2 3-pt) and three assists against Weber State.

**PREVIOUS TO PORTLAND STATE**

Last year at Citrus Junior College, he led the team with 16.3 points per game and 4.2 assists per game... also averaged 3.0 rebounds, had 52 steals and made 89 three-point field goals... his team was 27-6 and reached the California State Championship game... despite losing to City College of San Francisco, he scored 23 points, hitting seven three-pointers... named first team All-State and first team All-Western State Conference South Division... named his school's Male Athlete of the Year.

As a freshman in 2009-10, he played at UC Riverside... competed in 27 games, starting nine... averaged 6.3 points, 2.0 rebounds and 2.1 assists per game in 21.6 minutes per game... shot 41% from three-point range... earned Big West All-Freshman team honors.

Lettered in basketball at Flora MacDonald Academy in Gastonia, NC... averaged 20 points per game as a senior... member of the honor roll.



**LATEEF McMULLAN • 2012-13 GAME-BY-GAME STATISTICS**

Opponent	Date	GS	Min	TOTAL			3-PTS			REBOUNDS			PF	FO	A	TO	Blk	Stl	Pts	Avg				
				FG	FGA	Pct	3FG	3FGA	Pct	FT	FTA	Pct									Off	Def	Tot	Avg
PACIFIC (OR)	11/09/12 *	29	27	7	286	0	2	.000	5	7	.714	0	2	2	2.0	2	0	3	5	0	2	9	9.0	
at Oregon	11/12/12 *	28	4	11	.364	1	3	.333	0	0	.000	0	3	3	2.5	1	0	0	2	0	1	9	9.0	
at Portland	11/21/12 *	24	3	10	.300	0	4	.000	1	1	1.000	0	1	2.0	2	0	2	1	0	0	7	8.3		
at Oklahoma St.	11/25/12 *	24	2	5	.400	1	4	.250	0	0	.000	0	2	2.0	0	0	0	1	0	0	5	7.5		
at Loyola Marymt	12/01/12	20	0	3	.000	0	2	.000	0	0	.000	0	1	1.8	0	0	4	0	0	1	0	6.0		
OREGON STATE	12/12/12 *	32	6	10	.600	2	4	.500	2	2	1.000	2	1	3	2.0	2	0	4	4	1	0	16	7.7	
GEORGE FOX	12/15/12 *	34	4	9	.444	2	6	.333	4	4	1.000	1	3	4	2.3	2	0	8	0	2	14	8.6		
IDAHO STATE	12/20/12 *	35	7	9	.778	3	5	.600	3	5	.600	1	1	2	2.3	1	0	4	2	0	4	10.0		
WEBER STATE	12/22/12 *	39	4	11	.364	0	0	.000	2	2	1.000	0	4	4	2.4	2	0	7	1	0	0	10	10.0	
at Montana State	01/03/13 *	36	5	10	.500	5	9	.556	2	2	1.000	0	4	4	2.6	1	0	0	1	0	1	17	10.7	
at Montana	01/05/13 *	37	1	6	.167	1	5	.200	0	0	.000	0	1	1	2.5	3	0	4	1	0	0	3	10.0	
SACRAMENTO ST	01/10/13 *	31	5	8	.625	3	5	.600	1	2	.500	1	2	3	2.5	2	0	9	0	0	1	14	10.3	
NO ARIZONA	01/12/13 *	35	4	7	.571	2	3	.667	3	5	.600	0	2	2	2.5	3	0	7	5	0	3	13	10.5	
at No Colorado	01/17/13 *	31	2	7	.286	1	3	.333	2	2	1.000	0	3	3	2.5	1	0	1	2	0	1	7	10.3	
at North Dakota	01/19/13 *	35	5	10	.500	3	5	.600	1	2	.500	1	2	3	2.5	3	0	3	1	0	2	14	10.5	
Totals		14	470	54	123	.439	24	60	.400	26	34	.765	6	32	38	2.5	25	0	56	26	1	18	158	10.5

**CAREER HIGHS**

Points _____	20	at Northern Colorado, 1/12/12; vs. Idaho State, 12/20/12
Rebounds _____	7	vs. Eastern Washington, 2/25/12
FG Made _____	7	at Oregon State, 12/18/11; at Northern Colorado, 1/12/12; vs. Idaho State, 12/20/12
FG Attempted _____	13	at Utah Valley, 12/10/11
3-pt FG Made _____	5	at Montana State 1/3/13
3-pt FG Attempts _____	9	at Montana State, 1/3/13
FT Made _____	9	at Sacramento State, 2/23/12
FT Attempted _____	11	at Eastern Washington, 1/21/12
Assists _____	9	vs. Sacramento State, 1/10/13
Steals _____	4	vs. Idaho State, 12/20/12
Blocked Shots _____	1	at Idaho, 2/18/12; vs. Oregon State, 12/12/12
Turnovers _____	7	vs. Seattle, 11/15/11
Minutes _____	41	at Eastern Washington, 1/21/12

**PERSONAL INFORMATION**

Son of Lawrence McMullan and Georgina Smith, and stepson of Constance Walker McMullan... born April 4, 1990... has one brother, Anthony, and three sisters, Ebonie, Akilah and Felitta... majoring in Community Health... hobbies are music and playing chess... his goal is to play professional basketball.

**Portland State Career Statistics**

Year	GP	GS	Min	Avg	FG	FGA	Pct	3FG	3FA	Pct	FT	FTA	Pct	Off	Def	Tot	Avg	PF	DQ	Ast	TO	Blk	Stl	Pts	Avg
2011-12	32	32	993	31.0	94	259	.363	37	118	.314	77	107	.720	16	77	93	2.9	71	2	91	71	1	27	302	9.4
2012-13	15	14	470	31.3	54	123	.439	24	60	.400	26	34	.765	6	32	38	2.5	25	0	56	26	1	18	158	10.5
TOTAL	47	46	1463	31.1	148	382	.387	61	178	.343	103	141	.730	22	109	131	2.8	96	2	147	97	2	45	460	9.8

**Big Sky Conference Statistics**

Year	GP	GS	Min	Avg	FG	FGA	Pct	3FG	3FA	Pct	FT	FTA	Pct	Off	Def	Tot	Avg	PF	DQ	Ast	TO	Blk	Stl	Pts	Avg
2011-12	16	16	500	31.3	42	119	.353	16	56	.286	40	53	.755	10	36	46	2.9	32	2	46	32	0	17	140	8.8
2012-13	8	8	279	34.9	33	68	.485	18	35	.514	14	20	.700	3	19	22	2.8	16	0	35	13	0	12	98	12.3
TOTAL	24	24	779	32.5	75	187	.401	34	91	.374	54	73	.740	13	55	68	2.8	48	2	81	45	0	29	238	9.9



Talented and dynamic wing player, who can score and really defend... should see a lot of action this season and compete to start.

**COACH GEVING SAYS:** "A great defender, rebounder and good athlete. He is someone that will upgrade our defense with good energy and effort. He is the type of guy you can put on the other team's top player."

**PREVIOUS TO PORTLAND STATE**

Played two seasons at Fresno City College... named the Northern California Player of the Year, the co-MVP of the Central Valley Conference and the CVC Defensive Player of the Year in 2011-12... led Fresno CC to a 33-3 record and the California Community College Athletic Association State Championship... averaged 12.9 points and 4.1 rebounds as a sophomore... shot .518 from the field, .452 from three-point range and .665 at the line.

Lettered in basketball four times and football twice at Bakersfield Christian High School.

**PERSONAL INFORMATION**

Son of Edward and Stacey Sartin... born February 17, 1991... has one brother, RJ, and one sister, Sierra... majoring in Social Science... hobby is reading.



**Junior • JC • G • 6-4 • 200**  
**Bakersfield, California**  
**Bakersfield Christian High School**  
**Fresno City College**

**MARCUS HALL • 2012-13 GAME-BY-GAME STATISTICS**

Opponent	Date	TOTAL		3-PTS		REBOUNDS											Pts	Avg						
		GS	Min	FG	FGA	Pct	3FG	3FGA	Pct	FT	FTA	Pct	Off	Def	Tot	Avg			PF	FO	A	TO	Blk	Stl
PACIFIC (OR)	11/09/12	DNP-INJURED																						
at Oregon	11/12/12	11	0	2	.000	0	1	.000	0	0	.000	0	0	0	0.0	2	0	0	0	0	1	0	0.0	
at Portland	11/21/12	10	1	2	.500	0	1	.000	0	0	.000	0	1	1	0.5	1	0	1	2	0	0	2	1.0	
at Oklahoma St.	11/25/12	18	1	5	.200	0	3	.000	4	4	1.000	2	0	2	1.0	2	0	2	0	0	1	6	2.7	
at Loyola Marymt	12/01/12	23	6	9	.667	4	7	.571	0	0	.000	0	0	0	0.8	4	0	0	2	0	0	16	6.0	
OREGON STATE	12/12/12 *	19	2	5	.400	0	0	.000	0	0	.000	3	3	6	1.8	5	1	2	1	0	1	4	5.6	
GEORGE FOX	12/15/12	6	0	1	.000	0	1	.000	0	0	.000	1	0	1	1.7	1	0	0	0	0	0	0	4.7	
IDAHO STATE	12/20/12	DNP-INJURED																						
WEBER STATE	12/22/12	DNP-INJURED																						
at Montana State	01/03/12	2	0	1	.000	0	1	.000	0	0	.000	0	0	0	1.4	0	0	0	0	0	0	0	4.0	
at Montana	01/05/13	3	0	0	.000	0	0	.000	0	1	.000	1	1	2	1.5	0	0	0	0	0	0	0	3.5	
SACRAMENTO ST	01/10/13	DNP-INJURED																						
<b>Totals</b>		1	92	10	25	.400	4	14	.286	4	5	.800	7	5	12	1.5	15	1	5	5	0	3	28	3.5

**CAREER HIGHS**

Points	16	at Loyola Marymount, 12/1/12
Rebounds	6	Oregon State, 12/12/12
FG Made	6	at Loyola Marymount, 12/1/12
FG Attempted	9	at Loyola Marymount, 12/1/12
3-pt FG Made	4	at Loyola Marymount, 12/1/12
3-pt FG Attempts	7	at Loyola Marymount, 12/1/12
FT Made	4	at Oklahoma State, 11/25/12
FT Attempted	4	at Oklahoma State, 11/25/12
Assists	2	at Oklahoma State, 11/25/12; Oregon State, 12/12/12
Steals	1	at Oregon, 11/12/12; at Oklahoma State, 11/25/12; Oregon State, 12/12/12
Blocked Shots	0	
Turnovers	2	at Portland, 11/21/12; at Loyola Marymount, 12/1/12
Minutes	23	at Loyola Marymount, 12/1/12

Portland State Career Statistics																									
Year	GP	GS	Min	Avg	FG	FGA	Pct	3FG	3FA	Pct	FT	FTA	Pct	Off	Def	Tot	Avg	PF	DQ	Ast	TO	Blk	Stl	Pts	Avg
2012-13	8	1	92	11.5	10	25	.400	4	14	.286	4	5	.800	7	5	12	1.5	15	1	5	5	0	3	28	3.5
Big Sky Conference Statistics																									
Year	GP	GS	Min	Avg	FG	FGA	Pct	3FG	3FA	Pct	FT	FTA	Pct	Off	Def	Tot	Avg	PF	DQ	Ast	TO	Blk	Stl	Pts	Avg
2012-13	2	0	5	2.5	0	1	.000	0	1	.000	0	1	.000	1	1	2	1.0	0	0	0	0	0	0	0	0.0



Came to Portland State from Washington State and was a redshirt in 2011-12 season per NCAA transfer rules... a talented point guard who should have three excellent seasons at PSU... brings outstanding quickness to the roster.

**COACH GEVING SAYS:** "Another guy that helps our defense. He really moves his feet well on the defensive end. Sitting out last season (as a redshirt transfer) helped his offensive game too. Andre could be one of the best defensive players in the league. He is lightning quick."

**PREVIOUS TO PORTLAND STATE**

Played the 2010-11 season at Washington State... saw limited action in 26 games, scoring 15 points with 14 rebounds and eight assists. Earned three letters under head coach JoJo Rodriguez at Lakes High School... averaged 19 points, five assists and four steals per game as a junior... earned second-team All-State honors... led team to a 23-5 record as a senior... averaged 20.8 points, 3.6 assists, 2.0 rebounds and 1.5 steals per game... helped lead Lakes HS to a third-place finish at the 3A State Championships, earning Most Valuable Player honors... set State tournament records with 119 points and 45 field goals made in four games... named the Associated Press 3A Co-Player of the Year and earned first-team all-State honors... scored a team-high 24 points in the 2010 Northwest Shootout as the Washington all-stars defeated the Oregon team, 116-109.

**PERSONAL INFORMATION**

Son of Andre and Tayisha Winston... born in February 1992...has three brothers, Isaac, Elijah, and Philip... his father played basketball at Utah.



**DRE WINSTON JR. • 2012-13 GAME-BY-GAME STATISTICS**

Opponent	Date	GS	Min	TOTAL			3-PTS			REBOUNDS															
				FG	FGA	Pct	3FG	3FGA	Pct	FT	FTA	Pct	Off	Def	Tot	Avg	PF	FO	A	TO	Blk	Stl	Pts	Avg	
PACIFIC (OR)	11/09/12	*	32	5	6	.833	3	4	.750	3	4	.750	0	2	2	2.0	2	0	3	4	0	1	16	16.0	
at Oregon	11/12/12	*	28	6	8	.750	1	2	.500	2	3	.667	1	3	4	3.0	0	0	1	2	0	0	15	15.5	
at Portland	11/21/12	*	27	4	12	.333	0	3	.000	5	8	.625	3	4	7	4.3	2	0	2	3	0	3	13	14.7	
at Oklahoma St.	11/25/12	*	23	0	5	.000	0	3	.000	0	0	.000	0	1	1	3.5	2	0	1	0	0	1	0	11.0	
at Loyola Marymt	12/01/12	*	20	5	8	.625	1	2	.500	3	5	.600	1	0	1	3.0	1	0	1	4	0	3	14	11.6	
OREGON STATE	12/12/12		16	4	6	.667	0	0	.000	1	1	1.000	1	0	1	2.7	2	0	0	4	0	1	9	11.2	
GEORGE FOX	12/15/12	*	22	3	10	.300	0	4	.000	1	1	1.000	1	3	4	2.9	1	0	1	1	0	0	7	10.6	
IDAHO STATE	12/20/12	*	30	2	6	.333	1	1	1.000	0	0	.000	0	3	3	2.9	3	0	3	2	0	1	5	9.9	
WEBER STATE	12/22/12	*	30	1	5	.200	1	1	1.000	4	5	.800	0	1	1	2.7	1	0	2	1	0	3	7	9.6	
at Montana State	01/03/12	*	30	3	8	.375	0	3	.000	2	4	.500	1	2	3	2.7	1	0	4	1	0	1	8	9.4	
at Montana	01/05/13	*	26	3	8	.375	1	3	.333	2	2	1.000	1	1	2	2.6	2	0	2	2	0	0	9	9.4	
SACRAMENTO ST	01/10/13		21	0	2	.000	0	1	.000	4	5	.800	1	1	2	2.6	0	0	4	0	0	1	4	8.9	
NO ARIZONA	01/12/13		14	1	4	.250	0	2	.000	0	0	.000	0	3	3	2.6	1	0	1	0	0	1	2	8.4	
at No Colorado	01/17/13		19	1	5	.200	1	3	.333	1	2	.500	2	1	3	2.6	0	0	0	2	0	0	4	8.1	
at North Dakota	01/19/13		19	0	4	.000	0	3	.000	2	2	1.000	2	2	4	2.7	2	0	1	1	0	0	2	7.7	
Totals			10	357	38	.97	.392	9	35	.257	30	42	.714	14	27	41	2.7	20	0	26	27	0	16	115	7.7

**CAREER HIGHS**

Points _____	16	vs. Pacific, 11/9/12
Rebounds _____	7	at Portland, 11/21/12
FG Made _____	6	at Oregon, 11/12/12
FG Attempted _____	12	at Portland, 11/21/12
3-pt FG Made _____	3	vs. Pacific, 11/9/12
3-pt FG Attempts _____	4	vs. Pacific, 11/9/12; vs. George Fox, 12/15/12
FT Made _____	5	at Portland, 11/21/12
FT Attempted _____	8	at Portland, 11/21/12
Assists _____	4	at Montana State, 1/3/13; vs. Sacramento State, 1/10/13
Steals _____	3	at Portland, 11/21/12; at Loyola Marymount, 12/1/12; vs. Weber State, 12/22/12
Blocked Shots _____	0	
Turnovers _____	4	vs. Pacific, 11/9/12; at Loyola Marymount, 12/1/12; vs. Oregon State, 12/12/12
Minutes _____	32	vs. Pacific, 11/9/12

**Portland State Career Statistics**

Year	GP	GS	Min	Avg	FG	FGA	Pct	3FG	3FA	Pct	FT	FTA	Pct	Off	Def	Tot	Avg	PF	DQ	Ast	TO	Blk	Stl	Pts	Avg
2012-13	15	10	357	23.8	38	97	.392	9	35	.257	30	42	.714	14	27	41	2.7	20	0	26	27	0	16	115	7.7

**Big Sky Conference Statistics**

Year	GP	GS	Min	Avg	FG	FGA	Pct	3FG	3FA	Pct	FT	FTA	Pct	Off	Def	Tot	Avg	PF	DQ	Ast	TO	Blk	Stl	Pts	Avg
2012-13	8	4	189	23.6	11	42	.262	4	17	.235	15	20	.750	7	14	21	2.6	10	0	17	9	0	7	41	5.1



Became the Vikings shooting guard as a junior and shot .425 from three-point range... more shooting and scoring expected out of him this year as he takes on a primary offensive role... was a redshirt in 2010-11 after transferring from Washington State.

**COACH GEVING SAYS:** "We need Mike to make jump shots. He needs to be a shooter and not hesitate. He should be more consistent and that will up his production this season."

**2011-12 • JUNIOR SEASON**

Had a solid season, starting 31 of 32 games... averaged 8.6 points, 2.3 rebounds and had 49 assists... shot an excellent percentage at .463 despite more than half his shots coming from three-point range... top three-point shooter on the team, making 48-113 for a .425 mark... ranks sixth in three-point percentage and 14th in three-pointers made in the Big Sky Conference... his three-point percentage also ranked seventh-best for a season in PSU history... led the team in scoring once and assists five times... had 11 double figure scoring games and one 20-point game... went for a career-high 22 points (9-11 FG, 1-3 3-pt, 3-5 FT) in a win over Cal State Bakersfield (12/15)... scored 15 points (6-9 FG, 3-5 3-pt) in a win over Maryland-Eastern Shore (11/27)... posted a Big Sky-best 18 points (4-9 FG, 3-5 3-pt, 7-9 FT) in a win at Northern Colorado (1/12)... scored 14 points (5-6 FG, 4-5 3-pt) in a season finale win over Northern Colorado (2/28)... **BIG SKY TOURNAMENT:** posted eight points (3-5 FG, 2-2 3-pt), three rebounds and two assists against Montana State... scored three points with two rebounds and two steals against Weber State.

**PREVIOUS TO PORTLAND STATE**

Spent two seasons playing at Washington State... played in 26 games with one start as a sophomore... averaged 9.5 minutes per game, scoring 1.7 points per game... also had 24 rebounds and 11 assists last season... played in 14 games as a freshman averaging 1.0 points.

Had a standout prep career at South Medford High School... averaged 12.5 points, 4.8 assists and made 54 three-point field goals as a freshman... led the team to a league title and sixth place in the state tournament... as a sophomore he averaged 14.5 points, 6.9 assists and made 59 three-pointers... led the team to second place in state... earned first team All-Conference, first team All-State Tournament and second team All-State honors... as a junior, South Medford won the state championship... averaged 20.1 points, 5.0 assists and made 64 three-point field goals... named first team All-League, All-State and All-State Tournament... named first team All-Tournament at the Les Schwab Invitational and the Bass Pro Tournament in St. Louis... while a senior, averaged 21.0



**Senior • 1V • G • 6-3 • 185**  
**Medford, Oregon**  
**South Medford High School**  
**Washington State University**

**MICHAEL HARTHUN • 2012-13 GAME-BY-GAME STATISTICS**

Opponent	Date	GS	Min	TOTAL			3-PTS			REBOUNDS															
				FG	FGA	Pct	3FG	3FGA	Pct	FT	FTA	Pct	Off	Def	Tot	Avg	PF	FO	A	TO	Blk	Stl	Pts	Avg	
PACIFIC (OR)	11/09/12	*	29	3	7	.429	1	4	.250	4	4	1.000	1	1	2	2.0	0	0	2	0	0	0	11	11.0	
at Oregon	11/12/12	*	28	1	7	.143	1	3	.333	4	4	1.000	1	3	4	3.0	0	0	2	4	0	2	7	9.0	
at Portland	11/21/12	*	29	4	7	.571	0	1	.000	3	3	1.000	0	1	1	2.3	2	0	1	1	0	0	11	9.7	
at Oklahoma St.	11/25/12	*	27	4	7	.571	2	4	.500	2	4	.500	0	1	1	2.0	1	0	1	1	0	1	12	10.3	
at Loyola Marymt	12/01/12	*	32	4	8	.500	1	3	.333	0	0	.000	0	3	3	2.2	1	0	0	0	0	1	9	10.0	
OREGON STATE	12/12/12	*	31	4	11	.364	0	5	.000	3	6	.500	0	2	2	2.2	2	0	1	4	0	1	11	10.2	
GEORGE FOX	12/15/12	*	32	6	9	.667	2	3	.667	2	3	.667	1	0	1	2.0	2	0	2	1	0	1	16	11.0	
IDAHO STATE	12/20/12	*	31	4	9	.444	3	5	.600	2	2	1.000	1	3	4	2.3	0	0	2	1	0	0	13	11.3	
WEBER STATE	12/22/12	*	31	3	4	.750	0	0	.000	2	2	1.000	0	3	3	2.3	2	0	1	0	0	1	8	10.9	
at Montana State	01/03/13	*	30	3	7	.429	2	6	.333	0	0	.000	0	1	1	2.2	1	0	0	2	0	0	8	10.6	
at Montana	01/05/13	*	26	3	7	.429	1	4	.250	0	0	.000	0	1	1	2.1	3	0	1	2	0	0	7	10.3	
SACRAMENTO ST	01/10/13	*	29	7	11	.636	4	5	.800	0	0	.000	0	1	1	2.0	2	0	2	1	0	0	18	10.9	
NO ARIZONA	01/12/13	*	37	4	10	.400	3	4	.750	2	2	1.000	0	1	1	1.9	0	0	4	1	0	1	13	11.1	
at No Colorado	01/17/13	*	25	2	6	.333	1	3	.333	0	0	.000	0	4	4	2.1	2	0	1	1	0	0	5	10.6	
at North Dakota	01/19/13	*	34	6	8	.750	4	4	1.000	3	3	1.000	1	2	3	2.1	2	0	1	3	0	0	19	11.2	
Totals			15	451	58	118	.492	25	54	.463	27	33	.818	5	27	32	2.1	20	0	21	22	0	8	168	11.2

**CAREER HIGHS**

- Points \_\_\_\_\_ 22 vs. CSU Bakersfield, 12/15/11
- Rebounds \_\_\_\_\_ 6 @ Denver, 11/11/11; vs. Montana State, 1/26/12
- FG Made \_\_\_\_\_ 9 vs. CSU Bakersfield, 12/15/11
- FG Attempted \_\_\_\_\_ 12 @ Northern Arizona, 2/4/12
- 3-pt FG Made \_\_\_\_\_ 4 vs. Northern Colorado, 2/28/12; vs. Sacramento State, 1/10/13; vs. North Dakota, 1/19/13
- 3-pt FG Attempts \_\_\_\_\_ 6 vs. Seattle, 11/15/11; @ Sacramento State, 2/23/12; at Montana State, 1/3/13
- FT Made \_\_\_\_\_ 7 @ Northern Colorado, 1/12/12
- FT Attempted \_\_\_\_\_ 9 @ Northern Colorado, 1/12/12
- Assists \_\_\_\_\_ 4 vs. Sacramento State, 2/15/12; vs. Northern Arizona, 1/12/13
- Steals \_\_\_\_\_ 1 six times
- Blocked Shots \_\_\_\_\_ 2 @ Denver, 11/11/11
- Turnovers \_\_\_\_\_ 4 vs. Eastern Washington, 2/25/12; at Oregon, 11/12/12; vs. Oregon State, 12/12/12
- Minutes \_\_\_\_\_ 37 @ Utah Valley, 12/10/11; vs. Northern Arizona, 1/12/13

points and six assists per game... named first team All-Conference and first team All-State... scored 1,949 points as a four-year starter, ranking second in school history behind Duke forward and former teammate Kyle Singler.

**PERSONAL INFORMATION**

Son of Steve and Debbie Harthun... born July 31, 1989... has one brother, Brian, and one sister, Nicole... majoring in Public Health... hobbies are football, disc golf, hiking, high-diving, spending time with teammates, friends and his girlfriend... would like to play professional basketball or be a fireman.

**Portland State Career Statistics**

Year	GP	GS	Min	Avg	FG	FGA	Pct	3FG	3FA	Pct	FT	FTA	Pct	Off	Def	Tot	Avg	PF	DQ	Ast	TO	Blk	Stl	Pts	Avg
2011-12	32	31	934	29.2	101	218	.463	48	113	.425	25	36	.694	13	59	72	2.3	54	0	49	37	2	9	275	8.6
2012-13	15	15	451	30.1	58	118	.492	25	54	.463	27	33	.818	5	27	32	2.1	20	0	21	22	0	8	168	11.2
TOTAL	47	46	1385	29.5	159	336	.473	73	167	.437	52	69	.754	18	86	104	2.2	74	0	70	59	2	17	443	9.4

**Big Sky Conference Statistics**

Year	GP	GS	Min	Avg	FG	FGA	Pct	3FG	3FA	Pct	FT	FTA	Pct	Off	Def	Tot	Avg	PF	DQ	Ast	TO	Blk	Stl	Pts	Avg
2011-12	16	16	470	29.4	48	100	.480	26	58	.448	14	20	.700	7	29	36	2.3	24	0	28	21	0	4	136	8.5
2012-13	8	8	243	30.4	32	62	.516	18	31	.581	9	9	1.000	2	16	18	2.3	12	0	12	11	0	2	91	11.4
TOTAL	24	24	713	29.7	80	162	.494	44	89	.494	23	29	.793	9	45	54	2.3	36	0	40	32	0	6	227	9.5



A walk-on in 2012-13... will lend depth and help on the scout team.

**COACH GEVING SAYS:** "A solid player who is mature, a good defender and brings good depth to our team."


**PREVIOUS TO PORTLAND STATE**

Played for two seasons at South Mountain Junior College... averaged 10.1 points, 4.4 rebounds, 2.8 assists and 1.6 steals per game as a sophomore... shot .585 from the field and .731 at the line... team was 26-9 and won the Region 1 Championship in 2011-12.

Lettered in basketball four seasons at Thunderbird High School.

**PERSONAL INFORMATION**

Son of DC Foster and Kim Jim... born June 13, 1991... has one sister, Jazmyn... majoring in Communications... hobby is drawing.



**ALYX FOSTER • 2012-13 GAME-BY-GAME STATISTICS**

Opponent	Date	TOTAL			3-PTS			REBOUNDS										Pts	Avg						
		GS	Min	FG	FGA	Pct	3FG	3FGA	Pct	FT	FTA	Pct	Off	Def	Tot	Avg	PF			FO	A	TO	Blk	Stl	
PACIFIC (OR)	11/09/12	1	0	0	0	.000	0	0	.000	0	0	.000	0	0	0.0	0	0	0	0	0	0	0	0	0	0.0
at Oregon	11/12/12	DNP	CD																						
at Portland	11/21/12	DNP	CD																						
at Oklahoma St.	11/25/12	DNP	CD																						
at Loyola Marymt	12/1/12	DNP	CD																						
OREGON STATE	12/12/12	DNP	CD																						
GEORGE FOX	12/15/12	DNP	CD																						
IDAHO STATE	12/20/12	DNP	CD																						
WEBER STATE	12/22/12	DNP	CD																						
at Montana State	01/03/13	DNP	CD																						
at Montana	01/05/13	DNP	CD																						
SACRAMENTO ST	01/10/13	2	0	1	0	.000	0	0	.000	0	0	.000	0	0	0.0	0	0	0	0	0	0	0	0	0	0.0
NO ARIZONA	01/12/13	DNP	CD																						
at No Colorado	01/17/13	12	0	1	0	.000	0	0	.000	0	0	.000	0	0	0.0	0	0	0	0	0	2	0	0	0	0.0
at North Dakota	01/19/13	DNP	CD																						
Totals		0	15	0	2	.000	0	0	.000	0	0	.000	0	0	0.0	0	0	0	0	0	2	0	0	0	0.0

**CAREER HIGHS**

Points	0	
Rebounds	0	
FG Made	0	
FG Attempted	1	vs. Sacramento State, 1/10/13; at Northern Colorado, 1/17/13
3-pt FG Made	0	
3-pt FG Attempts	0	
FT Made	0	
FT Attempted	0	
Assists	2	at Northern Colorado, 1/17/13
Steals	0	
Blocked Shots	0	
Turnovers	0	
Minutes	12	at Northern Colorado, 1/17/13

**Portland State Career Statistics**

Year	GP	GS	Min	Avg	FG	FGA	Pct	3FG	3FA	Pct	FT	FTA	Pct	Off	Def	Tot	Avg	PF	DQ	Ast	TO	Blk	Stl	Pts	Avg
2012-13	3	0	15	5.0	0	2	.000	0	0	.000	0	0	.000	0	0	0	0.0	0	0	2	0	0	0	0	0.0

**Big Sky Conference Statistics**

Year	GP	GS	Min	Avg	FG	FGA	Pct	3FG	3FA	Pct	FT	FTA	Pct	Off	Def	Tot	Avg	PF	DQ	Ast	TO	Blk	Stl	Pts	Avg
2012-13	2	0	14	7.0	0	2	.000	0	0	.000	0	0	.000	0	0	0	0.0	0	0	2	0	0	0	0	0.0



A very athletic forward who will be counted on to provide more this year all over the court - rebounding, defending and scoring... should take on a more significant role.

**COACH GEVING SAYS:** "Mike has a real good attitude coming into this season. I think he is the most athletic guy on the team and we need him to show that with rebounding and his work on the defensive end. He can make us better by doing that."

**2011-12 • JUNIOR SEASON**

Played in 23 games averaging eight minutes per game... averaging 1.3 points, 1.1 rebounds... shot .323 from the field and .583 at the line... had a season-high nine points (3-3 FG, 2-2 3-pt, 1-2 FT) with four rebounds in a win over Seattle (11/15)... grabbed a season-high five rebounds along with two points, three assists and three steals against Walla Walla (12/3)... scored eight points (2-2 FG, 2-2 3-pt, 2-2 FT) in a win over Northern Arizona (1/5)... **BIG SKY TOURNAMENT:** Played one minute without scoring against Montana State... DNP-CD vs. Weber State

**PREVIOUS TO PORTLAND STATE**

Played two seasons at Feather River Junior College... led his team with 20.5 points and 7.6 rebounds per game as a sophomore earning first team All-Golden Valley Conference honors... shot .477 from the field... had an average of seven free throw attempts per game, hitting at a .755 clip... scored a season-high 31 points vs. Modesto JC... also first team All-Golden Valley as a freshman, averaging 15.0 points.

Attended Sidney Lanier High School in Montgomery, AL... averaged 16 points and eight rebounds as a senior earning first team All-Metro honors... was second team All-Metro as a junior, averaging 10.5 points and six rebounds per game.

**PERSONAL INFORMATION**

Son of LaRoyce Akers... born December 3, 1990... has one sister, Jacquelyn, and one brother, Jeronamo... majoring in Communications and would like to work in the media... hobbies are listening to music, laughing and spending time with his family.



**Senior • 1V • F • 6-5 • 195**  
**Montgomery, Alabama**  
**Sidney Lanier High School**  
**Feather River Junior College**

**MICHAEL HARVEY • 2012-13 GAME-BY-GAME STATISTICS**

Opponent	Date	GS	Min	TOTAL			3-PTS			REBOUNDS			PF	FO	A	TO	Blk	Stl	Pts	Avg				
				FG	FGA	Pct	3FG	FGA	Pct	FT	FTA	Pct									Off	Def	Tot	Avg
PACIFIC (OR)	11/09/12	13	2	4	.500	0	0	.000	1	1	1.000	1	0	1	1.0	1	0	0	1	2	5	5.0		
at Oregon	11/12/12	10	0	0	.000	0	0	.000	0	0	.000	0	1	1	1.0	1	0	0	0	0	0	2.5		
at Portland	11/21/12	15	0	1	.000	0	0	.000	0	0	.000	1	3	4	2.0	2	0	1	2	1	1	0	1.7	
at Oklahoma St.	11/25/12	15	1	4	.250	1	2	.500	0	0	.000	2	2	4	2.5	2	0	0	2	0	0	3	2.0	
at Loyola Marymt	12/01/12	10	1	3	.333	0	0	.000	0	0	.000	2	2	4	2.8	3	0	1	0	0	1	2	2.0	
OREGON STATE	12/12/12	14	1	3	.333	0	1	.000	0	0	.000	1	2	3	2.8	1	0	0	0	0	0	2	2.0	
GEORGE FOX	12/15/12	18	2	4	.500	1	3	.333	0	0	.000	0	0	0	2.4	1	0	1	1	0	0	5	2.4	
IDAHO STATE	12/20/12	13	1	1	1.000	0	0	.000	0	0	.000	1	1	2	2.4	2	0	0	1	0	0	2	2.4	
WEBER STATE	12/22/12	7	0	0	.000	0	0	.000	0	0	.000	0	0	0	2.1	1	0	0	0	0	2	0	2.1	
at Montana State	01/03/13	8	1	2	.500	0	0	.000	0	0	.000	1	0	1	2.0	4	0	1	0	1	0	2	2.1	
at Montana	01/05/13	3	0	1	.000	0	0	.000	0	0	.000	0	0	0	1.8	0	0	0	0	0	0	0	1.9	
SACRAMENTO ST	01/10/13	5	0	0	.000	0	0	.000	0	0	.000	0	0	0	1.7	1	0	0	0	0	0	0	1.8	
NO ARIZONA	01/12/13	6	0	3	.000	0	1	.000	0	0	.000	0	1	1	1.6	1	0	0	1	0	1	0	1.6	
at No Colorado	01/17/13	13	1	6	.167	0	3	.000	1	2	.500	0	2	2	1.6	2	0	0	1	0	0	3	1.7	
at North Dakota	01/19/13	16	2	4	.500	0	1	.000	1	1	1.000	2	2	4	1.8	0	0	0	0	0	0	5	1.9	
Totals		0	166	12	36	.333	2	11	.182	3	5	.600	11	16	27	1.8	22	0	4	9	3	7	29	1.9

**CAREER HIGHS**

Points	9	vs. Seattle, 11/15/11
Rebounds	5	vs. Walla Walla, 12/3/11
FG Made	3	vs. Seattle, 11/15/11
FG Attempted	7	vs. Walla Walla, 12/3/11
3-pt FG Made	2	vs. Seattle, 11/15/11; vs. Northern Arizona, 1/5/12
3-pt FG Attempts	4	vs. Walla Walla, 12/3/11
FT Made	2	@ Wyoming, 11/25/11; vs. Northern Arizona, 1/5/12
FT Attempted	3	@ Wyoming, 11/25/11
Assists	3	vs. Walla Walla, 12/3/11
Steals	3	vs. Walla Walla, 12/3/11
Blocked Shots	2	@ Denver, 11/11/11
Turnovers	2	six times
Minutes	22	vs. Walla Walla, 12/3/11

**Portland State Career Statistics**

Year	GP	GS	Min	Avg	FG	FGA	Pct	3FG	3FA	Pct	FT	FTA	Pct	Off	Def	Tot	Avg	PF	DQ	Ast	TO	Blk	Stl	Pts	Avg
2011-12	23	0	181	7.9	10	31	.323	4	17	.235	7	12	.583	5	21	26	1.1	18	1	8	13	3	4	31	1.3
2012-13	15	0	166	11.1	12	36	.333	2	11	.182	3	5	.600	11	16	27	1.8	22	0	4	9	3	7	29	1.9
TOTAL	38	0	347	9.1	22	67	.328	6	28	.214	10	17	.588	16	37	53	1.4	40	1	12	22	6	11	60	1.6

**Big Sky Conference Statistics**

Year	GP	GS	Min	Avg	FG	FGA	Pct	3FG	3FA	Pct	FT	FTA	Pct	Off	Def	Tot	Avg	PF	DQ	Ast	TO	Blk	Stl	Pts	Avg
2011-12	10	0	54	5.4	3	5	.600	2	4	.500	3	5	.600	2	4	6	0.6	11	1	1	2	0	0	11	1.1
2012-13	8	0	71	8.9	5	17	.294	0	5	.000	2	4	.500	4	6	10	1.3	11	0	1	3	1	3	12	1.5
TOTAL	18	0	125	6.9	8	22	.364	2	9	.222	5	9	.556	6	10	16	0.9	22	1	2	5	1	3	23	1.3



Had a good freshman season and has a great future as a key player in the program... can shoot, score, defend and handle the ball... should see his offensive numbers jump... a physically strong player as well.

**COACH GEVING SAYS:** "I would think Gary will have a lot more production this year. He is a real threat from the three-point line. He's tough to keep out of the lineup with all his talent."

**2011-12 • FRESHMAN SEASON**

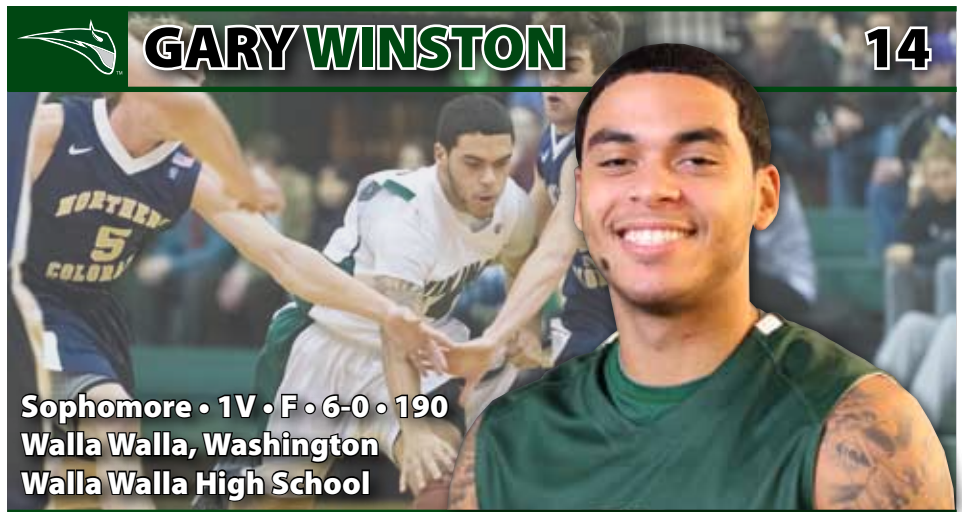
Proved to be one of the top freshmen in the Big Sky Conference... played in 27 games, starting two... missed two games at start of season as NCAA cleared up eligibility issues... also missed two with a quad injury... averaged 6.5 points, 1.6 rebounds and 1.9 assists in 22 minutes per game... shot .418 from the field, .417 from three-point range and .658 at the line... made 35 three-point field goals... led the team in assists five times... had five double-figure scoring games... scored 13 points (4-6 FG, 3-4 3-pt, 2-4 FT) with six assists and two steals in his first game, a win over Linfield (11/21)... scored 11 points (4-7 FG, 3-5 3pt) with three assists in a win at Northern Colorado (1/12)... had 11 points with four assists against Montana State (1/26)... scored 14 points (5-9 FG, 4-5 3-pt) at Weber State (2/2)... tallied eight points (2-3 FG, 1-1 3-pt, 3-4 FT) and six assists in a win over Sacramento State (2/15)... posted a career-high 19 points (7-11 FG 5-9 3-pt) in the season finale at Seattle (3/10)... **BIG SKY TOURNAMENT:** Scored two points with one rebound and one assist against Montana State... had three points and two assists against Weber State.

**PREVIOUS TO PORTLAND STATE**

Lettered four times in basketball and three times in football at Walla Walla High School... originally committed to Idaho out of high school, but changed his mind and attended Walla Walla Community College last year... a three-time All-Big 9 performer at Walla Walla High School... three-time Tri-City Herald All-Area MVP, two-time Cascade Division Defensive Player of the Year and 2010 Cascade Division Player of the Year... Washington 4A first team All-State selection... led the Blue Devils to the Big 9 District championship and a berth in the Washington 4A playoffs... was rated as the number two point guard in the state of Washington by Northwesthoops.com and the No. 64 point guard in the nation by ESPN... was also an All-Conference receiver, defensive back and return man in football.

**PERSONAL INFORMATION**

Son of Gary and Dorothy Winston... born September 23, 1991... has one sister, Malynda... undecided major... hobbies are God, family, friends, relaxing and eating... his goal is create a better life for his family and friends.



**Sophomore • 1V • F • 6-0 • 190**  
**Walla Walla, Washington**  
**Walla Walla High School**

**GARY WINSTON • 2012-13 GAME-BY-GAME STATISTICS**

Opponent	Date	GS	Min	TOTAL			3-PTS			REBOUNDS														
				FG	FGA	Pct	3FG	3FGA	Pct	FT	FTA	Pct	Off	Def	Tot	Avg	PF	FO	A	TO	Blk	Stl	Pts	Avg
PACIFIC (OR)	11/09/12	24	3	5	.600	0	1	.000	1	1	1.000	0	1	1	1.0	3	0	1	2	0	1	7	7.0	
at Oregon	11/12/12	24	2	5	.400	1	2	.500	2	2	1.000	0	0	0	0.5	3	0	2	3	0	0	7	7.0	
at Portland	11/21/12	25	3	8	.375	2	5	.400	0	0	.000	0	1	1	0.7	2	0	3	1	0	0	8	7.3	
at Oklahoma St.	11/25/12	20	4	8	.500	2	4	.500	1	2	.500	0	2	2	1.0	1	0	0	3	0	1	11	8.3	
at Loyola Marymt	12/01/12 *	23	1	5	.200	1	3	.333	0	0	.000	0	1	1	1.0	4	0	4	5	0	0	3	7.2	
OREGON STATE	12/12/12	18	0	2	.000	0	2	.000	0	0	.000	0	1	1	1.0	0	0	1	0	0	0	0	6.0	
GEORGE FOX	12/15/12	25	5	8	.625	4	4	1.000	0	0	.000	0	2	2	1.1	1	0	2	2	0	0	14	7.1	
IDAHO STATE	12/20/12	17	1	2	.500	0	0	.000	0	0	.000	0	1	1	1.1	1	0	4	3	0	0	2	6.5	
WEBER STATE	12/22/12	29	2	7	.286	1	1	1.000	0	0	.000	0	1	1	1.1	2	0	2	0	0	0	5	6.3	
at Montana State	01/03/13	24	0	9	.000	0	8	.000	0	0	.000	0	2	2	1.2	2	0	2	0	0	0	0	5.7	
at Montana	01/05/13	21	3	5	.600	1	2	.500	1	2	.500	0	0	0	1.1	1	0	0	2	0	1	8	5.9	
SACRAMENTO ST	01/10/13 *	25	2	5	.400	2	4	.500	0	0	.000	0	5	5	1.4	2	0	4	2	0	0	6	5.9	
NO ARIZONA	01/12/13 *	28	5	6	.833	3	3	1.000	0	0	.000	0	2	2	1.5	4	0	1	3	0	4	13	6.5	
at No Colorado	01/17/13 *	21	2	5	.400	1	1	1.000	0	0	.000	0	2	2	1.5	0	0	1	2	0	0	5	6.4	
at North Dakota	01/19/13 *	32	4	8	.500	2	3	.667	1	2	.500	1	1	2	1.5	1	0	4	5	0	3	11	6.7	
Totals		5	356	37	88	.420	20	43	.465	6	9	.667	1	22	23	1.5	27	0	31	33	0	10	100	6.7

**CAREER HIGHS**

Points	19	@ Seattle, 3/10/12
Rebounds	5	vs. Sacramento State, 1/10/13
FG Made	7	@ Seattle, 3/10/12
FG Attempted	11	vs. Montana State, 1/26/12; @ Seattle, 3/10/12
3-pt FG Made	5	@ Seattle, 3/10/12
3-pt FG Attempts	9	@ Seattle, 3/10/12
FT Made	5	vs. Maryland-Eastern Shore, 11/27/11
FT Attempted	6	vs. Maryland-Eastern Shore, 11/27/11
Assists	6	vs. Linfield, 11/21/11; vs. Sacramento State, 2/15/12
Steals	4	vs. Northern Arizona, 1/12/13
Blocked Shots	1	@ Northern Arizona, 2/4/12
Turnovers	5	three times
Minutes	32	vs. North Dakota, 1/19/13

**Portland State Career Statistics**

Year	GP	GS	Min	Avg	FG	FGA	Pct	3FG	3FA	Pct	FT	FTA	Pct	Off	Def	Tot	Avg	PF	DQ	Ast	TO	Blk	Stl	Pts	Avg
2011-12	28	2	629	22.5	61	146	.418	35	84	.417	25	38	.658	4	42	46	1.6	41	0	50	38	1	18	182	6.5
2012-13	15	5	356	23.7	37	88	.420	20	43	.465	6	9	.667	1	22	23	1.5	27	0	31	33	0	10	100	6.7
TOTAL	43	7	985	22.9	98	234	.419	55	127	.433	31	47	.660	5	64	69	1.6	68	0	81	71	1	28	282	6.6

**Big Sky Conference Statistics**

Year	GP	GS	Min	Avg	FG	FGA	Pct	3FG	3FA	Pct	FT	FTA	Pct	Off	Def	Tot	Avg	PF	DQ	Ast	TO	Blk	Stl	Pts	Avg
2011-12	16	0	359	22.4	34	82	.415	17	43	.395	12	17	.706	3	21	24	1.5	23	0	35	19	1	10	97	6.1
2012-13	8	4	197	24.6	19	47	.404	10	22	.455	2	4	.500	1	14	15	1.9	13	0	18	17	0	8	50	6.3
TOTAL	24	4	556	23.2	53	129	.411	27	65	.415	14	21	.667	4	35	39	1.6	36	0	53	36	1	18	147	6.1



An important addition this season as the Vikings need help with size and depth inside... has a good all-around game as a scorer and rebounder.

**COACH GEVING SAYS:** "Aaron is a very talented offensive player and a good rebounder. We need him to be a great rebounder after losing (league-leader) Chehales Tapscott. He has a good offensive game and ability as a mid-range shooter."

**PREVIOUS TO PORTLAND STATE**

Played two seasons at San Bernardino Valley Junior College... as a sophomore averaged 14.0 points, 7.3 rebounds and 2.0 assists per game... blocked 74 shots in 29 games... he shot .468 from the field and .784 at the free throw line... led his team to a 25-6 record and the Foothill Conference title... named first team All-Foothill Conference and honorable mention All-State... also named All-Foothill Conference as a freshman.

Lettered four seasons at Compton Dominguez High School... was a two-time All-League selection.

**PERSONAL INFORMATION**

Son of Barbara Moore... born October 25, 1989... has three brothers, Mark, Micah and Corey, and three sisters, Tawanna, Sophia and Danielle... majoring in Communications... hobbies are music, video games, and fine food... would like to play professionally overseas and work in public relations.



**Junior • JC • F • 6-8 • 215**  
**Riverside, California**  
**Dominguez High School**  
**San Bernardino Valley Junior**

**AARON MOORE • 2012-13 GAME-BY-GAME STATISTICS**

Opponent	Date	GS	Min	TOTAL			3-PTS			REBOUNDS							PF	FO	A	TO	Blk	Stl	Pts	Avg	
				FG	FGA	Pct	3FG	3FGA	Pct	FT	FTA	Pct	Off	Def	Tot	Avg									
PACIFIC (OR)	11/09/12	*	24	5	7	.714	0	0	.000	3	4	.750	2	3	5	5.0	0	0	1	2	1	1	13	13.0	
at Oregon	11/12/12	*	24	4	7	.571	0	0	.000	1	1	1.000	1	4	5	5.0	4	0	0	2	0	0	9	11.0	
at Portland	11/21/12	*	22	1	6	.167	0	0	.000	4	4	1.000	2	3	5	5.0	4	0	1	2	0	0	6	9.3	
at Oklahoma St.	11/25/12	*	23	1	5	.200	0	0	.000	0	0	.000	0	6	6	5.3	0	0	1	2	0	0	2	7.5	
at Loyola Marymt	12/01/12	*	29	1	3	.333	0	1	.000	1	1	1.000	0	4	4	5.0	1	0	1	2	1	1	3	6.6	
OREGON STATE	12/12/12	*	23	7	7	1.000	0	0	.000	0	0	.000	2	4	6	5.2	3	0	3	1	0	0	14	7.8	
GEORGE FOX	12/15/12	*	29	3	7	.429	0	0	.000	3	4	.750	4	5	9	5.7	3	0	1	1	1	1	9	8.0	
IDAHO STATE	12/20/12	*	31	4	5	.800	0	0	.000	1	2	.500	1	6	7	5.9	1	0	1	1	0	1	9	8.1	
WEBER STATE	12/22/12	*	37	8	12	.667	0	0	.000	3	6	.500	4	6	10	6.3	2	0	2	1	1	0	19	9.3	
at Montana State	01/03/12	*	31	6	11	.545	0	1	.000	5	6	.833	7	5	12	6.9	4	0	0	5	0	0	17	10.1	
at Montana	01/05/13	*	32	5	12	.417	0	0	.000	4	5	.800	3	8	11	7.3	3	0	1	2	1	0	14	10.5	
SACRAMENTO ST	01/10/13	*	33	8	14	.571	0	0	.000	0	0	.000	2	4	6	7.2	3	0	3	2	1	3	16	10.9	
NO ARIZONA	01/12/13	*	33	2	6	.333	0	0	.000	8	9	.889	0	2	2	6.8	3	0	4	1	0	1	12	11.0	
at No Colorado	01/17/13	*	29	4	12	.333	0	1	.000	1	1	1.000	2	2	4	6.6	2	0	3	3	0	0	9	10.9	
at North Dakota	01/19/13	*	32	6	11	.545	0	0	.000	6	8	.750	2	5	7	6.6	3	0	2	2	0	1	18	11.3	
Totals			14	432	65	125	.520	0	3	.000	40	51	.784	32	67	99	6.6	36	0	24	29	6	9	170	11.3

**CAREER HIGHS**

Points	19	vs. Weber State, 12/22/12
Rebounds	12	at Montana State, 1/3/13
FG Made	8	vs. Weber State, 12/22/12; vs. Sacramento State, 1/10/13
FG Attempted	14	vs. Sacramento State, 1/10/13
3-pt FG Made	0	
3-pt FG Attempts	1	three times
FT Made	8	vs. Northern Arizona, 1/12/13
FT Attempted	9	vs. Northern Arizona, 1/12/13
Assists	4	vs. Northern Arizona, 1/12/13
Steals	3	vs. Sacramento State, 1/10/13
Blocked Shots	1	six times
Turnovers	5	at Montana State, 1/3/13
Minutes	37	vs. Weber State, 12/22/12

**Portland State Career Statistics**

Year	GP	GS	Min	Avg	FG	FGA	Pct	3FG	3FA	Pct	FT	FTA	Pct	Off	Def	Tot	Avg	PF	DQ	Ast	TO	Blk	Stl	Pts	Avg
2012-13	15	14	432	28.8	65	125	.520	0	3	.000	40	51	.784	32	67	99	6.6	36	0	24	29	6	9	170	11.3

**Big Sky Conference Statistics**

Year	GP	GS	Min	Avg	FG	FGA	Pct	3FG	3FA	Pct	FT	FTA	Pct	Off	Def	Tot	Avg	PF	DQ	Ast	TO	Blk	Stl	Pts	Avg
2012-13	8	7	258	32.2	43	83	.518	0	2	.000	28	37	.757	21	38	59	7.4	21	0	16	17	3	6	114	14.3



An excellent three-point shooter with good size as a perimeter player... after an injury-plagued junior year, he should take on a more prominent role this season... expected to make shots and be a valuable perimeter defender.

**COACH GEVING SAYS:** "I expect big things from Martin this year. He never got on track last season after dislocating his elbow. He is healthy now and he should make shots for us. He also brings good length as a perimeter defender."

**2011-12 • JUNIOR SEASON**

Missed the first nine games of the season after dislocating his right shooting elbow during a preseason exhibition game... played in 20 games overall, averaging eight minutes... scored 2.3 points per game... had 15 rebounds and seven three-point field goals... shot .769 at the line... scored 10 points (4-6 FG, 2-3 3-pt) in a loss at Cal State Fullerton (12/22)... had 10 points (3-4 3-pt FG, 1-2 FT) in a win over Sacramento State (2/15)... **BIG SKY TOURNAMENT:** Played three minutes against Montana State without scoring... had one steal in three minutes against Weber State.

**PREVIOUS TO PORTLAND STATE**

Played his sophomore season at Los Angeles Trade Tech Junior College... averaged 15.2 points and 7.7 rebounds per game, hitting 47% from the field, 37% from three-point range and 76% at the line... named first team All-South Coast Conference North Division honors... played one year of basketball at Orange Coast Junior College in 2008-09 where he averaged 15.4 points and 5.7 rebounds per game, shooting 46% from the field... named among top 100 California Junior College players each season.

Attended Artesia High School in Los Angeles, graduating in 2007... a member of two state champion teams, going 66-3 in the process... team was ranked third in the nation in 2006 and first in 2007... averaged 6.1 points and 3.5 rebounds as a senior... a teammate of current Oklahoma City Thunder player James Harden.

**PERSONAL INFORMATION**

Son of Valiere Brown and Martin Whitmore, Sr... born August 27, 1989... has three brothers, Alex, Isaac and Deion... majoring in Community Health/Physical Activity and Exercise... hobbies are being with his family and going to the movies... would like to play professional basketball and one day own a business.



**MARTIN WHITMORE • 2012-13 GAME-BY-GAME STATISTICS**

Opponent	Date	GS	Min	TOTAL			3-PTS			REBOUNDS											Pts	Avg						
				FG	FGA	Pct	3FG	3FGA	Pct	FT	FTA	Pct	Off	Def	Tot	Avg	PF	FO	A	TO			Blk	Stl				
PACIFIC (OR)	11/09/12	5	2	2	1.000	1	1	1.000	0	0	0	0	0	0	.333	1	1	2	2.0	0	0	1	0	0	0	0	6	6.0
at Oregon	11/12/12	DNP	CD																									
at Portland	11/21/12	5	0	1	.000	0	1	.000	0	0	0	0	0	0	.000	0	1	1	1.5	0	0	0	0	0	0	0	0	3.0
at Oklahoma State	11/25/12	8	1	1	1.000	1	1	1.000	0	0	0	0	0	.000	0	1	1	1.3	0	0	0	0	0	0	0	3	3.0	
at Loyola Marymt	12/01/12	DNP	CD																									
OREGON STATE	12/12/12	4	1	1	1.000	0	0	.000	0	0	0	0	0	.000	0	0	0	1.0	0	0	0	0	0	0	1	2	2.8	
GEORGE FOX	12/15/12	3	1	2	.500	1	2	.500	0	0	0	0	0	.000	0	0	0	0.8	2	0	0	0	0	0	0	3	2.8	
IDAHO STATE	12/20/12	8	0	2	.000	0	2	.000	0	0	0	0	0	.000	1	3	4	1.3	0	0	1	0	0	0	0	0	2.3	
WEBER STATE	12/22/12	6	0	0	.000	0	0	.000	0	0	0	0	0	.000	0	0	0	1.1	0	0	0	0	0	0	1	0	2.0	
at Montana State	01/03/13	DNP	CD																									
at Montana	01/05/13	6	0	1	.000	0	1	.000	0	0	0	0	0	.000	1	1	2	1.3	2	0	0	1	0	0	0	0	1.8	
SACRAMENTO ST	01/10/13	10	3	4	.750	3	3	1.000	2	2	1.000	0	2	2	1.000	0	2	2	1.3	0	0	0	0	0	1	11	2.8	
NO ARIZONA	01/12/13	6	1	1	1.000	0	0	.000	0	0	0	0	0	.000	0	0	0	1.2	0	0	0	0	0	0	0	2	2.7	
at No Colorado	01/17/13	12	2	7	.286	1	4	.250	0	0	.000	2	4	6	1.6	0	0	0	0	0	0	0	0	1	5	2.9		
at North Dakota	01/19/13	2	0	0	.000	0	0	.000	0	0	0	0	0	.000	0	0	0	1.5	0	0	0	0	0	0	0	0	2.7	
Totals		0	75	11	22	.500	7	15	.467	3	5	.600	5	13	18	1.5	4	0	2	1	0	4	4	32	2.7			

**CAREER HIGHS**

- Points \_\_\_\_\_ 11 vs. Sacramento State, 1/10/13
- Rebounds \_\_\_\_\_ 6 at Northern Colorado, 1/17/11
- FG Made \_\_\_\_\_ 4 @ Cal State Fullerton, 12/22/11
- FG Attempted \_\_\_\_\_ 7 @ Oregon State, 12/18/11; at Northern Colorado, 1/17/13
- 3-pt FG Made \_\_\_\_\_ 3 vs. Sacramento State, 2/15/12; vs. Sacramento State, 1/10/13
- 3-pt FG Attempts \_\_\_\_\_ 4 vs. Sacramento State, 2/15/12; at Northern Colorado, 1/17/13
- FT Made \_\_\_\_\_ 3 vs. Idaho State, 1/16/12; vs. Northern Colorado, 2/28/12
- FT Attempted \_\_\_\_\_ 4 vs. Idaho State, 1/16/12
- Assists \_\_\_\_\_ 1 five times
- Steals \_\_\_\_\_ 3 @ Montana State, 12/30/11
- Blocked Shots \_\_\_\_\_ 0
- Turnovers \_\_\_\_\_ 2 three times
- Minutes \_\_\_\_\_ 17 @ Oregon State, 12/18/11

**Portland State Career Statistics**

Year	GP	GS	Min	Avg	FG	FGA	Pct	3FG	3FA	Pct	FT	FTA	Pct	Off	Def	Tot	Avg	PF	DQ	Ast	TO	Blk	Stl	Pts	Avg
2011-12	20	0	150	7.5	14	47	.298	7	30	.233	10	13	.769	5	10	15	0.8	13	0	3	11	0	7	45	2.3
2012-13	12	0	75	6.3	11	22	.500	7	15	.467	3	5	.600	5	13	18	1.5	4	0	2	1	0	4	32	2.7
TOTAL	32	0	225	7.0	25	69	.362	14	45	.311	13	18	.722	10	23	33	1.0	17	0	5	12	0	11	77	2.4

**Big Sky Conference Statistics**

Year	GP	GS	Min	Avg	FG	FGA	Pct	3FG	3FA	Pct	FT	FTA	Pct	Off	Def	Tot	Avg	PF	DQ	Ast	TO	Blk	Stl	Pts	Avg
2011-12	13	0	102	7.8	9	28	.321	5	19	.263	10	13	.769	5	6	11	0.8	11	0	1	7	0	6	33	2.5
2012-13	7	0	50	7.1	6	15	.400	4	10	.400	2	2	1.000	4	10	14	2.0	2	0	1	1	0	3	18	2.6
TOTAL	20	0	152	7.6	15	43	.349	9	29	.310	12	15	.800	9	16	25	1.3	13	0	2	8	0	9	51	2.6



Will take on the primary offensive role inside for the Vikings... a big, strong back-to-the-basket presence who can score, rebound and defend... shoots a high percentage and is very tough to defend because of his power.

**COACH GEVING SAYS:** "Renado is a warrior inside. With his size and height, what he gets accomplished in the paint is phenomenal. Down the stretch for us last year, he was really good. I think he is capable of giving us a double-double on a consistent basis."

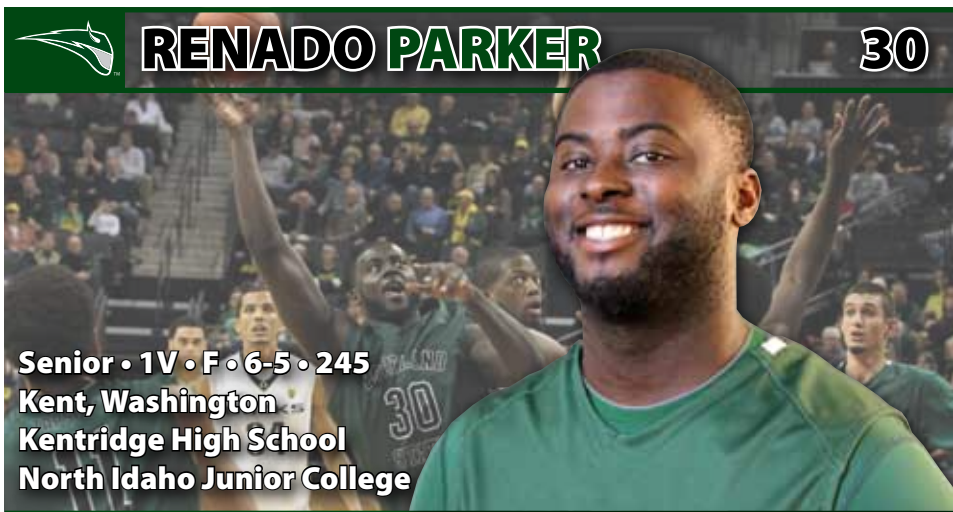
**2011-12 • JUNIOR SEASON**

Because of transfer status did not become eligible until the end of fall term, missing the first seven games... played in 25, averaging 24.4 minutes per game... averaged 9.8 points to rank third on the team and 5.1 rebounds to rank second... shot .568 from the field and .639 at the line... also had 12 blocked shots... led the team in rebounding three times and scoring once... had 14 double-figure scoring games, one 20-point game and one double-double... scored in double figures in nine of his last 10 games... ranked second in field goal percentage in the Big Sky Conference, 27th in scoring and 14th in rebounding... opened his season with 12 points (5-6 FG, 2-4 FT) and eight rebounds at Utah Valley (12/10)... scored 16 points (7-12 FG, 2-2 FT) with eight rebounds at Montana (12/28)... had 10 points and eight rebounds against Montana (1/29)... went for a season-high 19 points (7-12 FG, 5-7 FT) and five rebounds in a win over Sacramento State (2/23)... posted a double-double with 12 points (4-7 FG, 4-6 FT) and 14 rebounds in a win over Eastern Washington (2/25)... had a career-high 20 points (8-13 FG, 4-7 FT) in the season finale at Seattle (3/10)... **BIG SKY TOURNAMENT:** Tallied 13 points (5-8 FG, 3-4 FT) with nine rebounds in 26 minutes against Montana State... had six points and six rebounds in the semifinal against Weber State.

**PREVIOUS TO PORTLAND STATE**

Led North Idaho JC to a combined 54-9 record in his two seasons, a 17-0 home record, and back-to-back Scenic West Athletic Conference titles - the school's only two outright SWAC titles in men's basketball... a teammate of current Viking Melvin Jones as a freshman... helped the team to a No. 6 final ranking among NJCAA schools in 2010 and a No. 14 ranking in 2009... earned 2009 NJCAA First-Team All-America and SWAC Most Valuable Player honors as a freshman after averaging 14.7 points, 6.5 rebounds and shooting .595 from the field... averaged 13.8 points, 5.3 rebounds and shot .521 from the floor in 2009-10 as a sophomore... was a two-time Region 18 All-Tournament team honoree and a two-time all-SWAC honoree... in his career at NIC, averaged 14.3 points, 5.9 rebounds, 1.1 steals and shot .555 from the floor.

Lettered four years in basketball at Kentridge (WA) High School... was named Washington 4A Player of the Year as a senior... earned first team



**Senior • 1V • F • 6-5 • 245**  
**Kent, Washington**  
**Kentridge High School**  
**North Idaho Junior College**

**RENADO PARKER • 2012-13 GAME-BY-GAME STATISTICS**

Opponent	Date	GS	Min	TOTAL			3-PTS			REBOUNDS															
				FG	FGA	Pct	3FG	3FGA	Pct	FT	FTA	Pct	Off	Def	Tot	Avg	PF	FO	A	TO	Blk	Stl	Pts	Avg	
PACIFIC (OR)	11/09/12	*	23	3	7	.429	0	0	.000	2	3	.667	1	7	8	8.0	3	0	3	2	0	4	8	8.0	
at Oregon	11/12/12	*	23	5	10	.500	0	0	.000	5	6	.833	0	0	0	4.0	4	0	0	1	0	1	15	11.5	
at Portland	11/21/12	*	26	3	8	.375	0	0	.000	4	4	1.000	3	3	6	4.7	1	0	1	3	0	3	10	11.0	
at Oklahoma St.	11/25/12	*	23	5	8	.625	0	0	.000	2	2	1.000	2	2	4.0	1	0	1	4	0	0	12	11.3		
at Loyola Marymt	12/01/12	*	30	3	13	.231	0	0	.000	1	3	.333	2	4	7	4.6	2	0	0	0	0	0	7	10.4	
OREGON STATE	12/12/12	*	34	8	13	.615	0	0	.000	0	0	.000	0	1	1	4.0	4	0	2	0	0	16	11.3		
GEORGE FOX	12/15/12	*	28	4	7	.571	0	0	.000	7	9	.778	0	5	4.1	2	0	2	1	0	1	0	15	11.9	
IDAHO STATE	12/20/12	*	26	5	12	.417	0	0	.000	0	0	.000	4	2	6	4.4	3	0	0	1	2	0	10	11.6	
WEBER STATE	12/22/12	*	37	7	16	.438	0	0	.000	4	5	.800	2	2	4	4.3	2	0	0	2	0	0	18	12.3	
at Montana State	01/03/13	*	31	3	7	.429	0	0	.000	1	2	.500	3	3	6	4.5	1	0	0	2	0	0	7	11.8	
at Montana	01/05/13	*	31	4	10	.400	0	0	.000	4	6	.667	0	7	7	4.7	1	0	0	0	1	0	12	11.8	
SACRAMENTO ST	01/10/13	*	28	4	7	.571	0	0	.000	2	2	1.000	3	2	5	4.8	2	0	3	1	2	1	10	11.7	
NO ARIZONA	01/12/13	*	32	7	13	.538	0	0	.000	6	8	.750	3	8	11	5.2	2	0	1	2	1	2	20	12.3	
at No Colorado	01/17/13	*	3	0	1	.000	0	0	.000	0	0	.000	0	0	0	4.9	0	0	0	0	0	0	0	11.4	
at North Dakota	01/09/13	DNP	injured																						
<b>Totals</b>			14	375	61	132	.462	0	0	.000	38	50	.760	24	44	68	4.9	28	0	11	21	6	12	160	11.4

**CAREER HIGHS**

Points	20	@ Seattle, 3/10/12; vs. Northern Arizona, 1/12/13
Rebounds	14	vs. Eastern Washington, 2/25/12
FG Made	8	@ Seattle, 3/10/12; vs. Oregon State, 12/12/12
FG Attempted	16	vs. Weber State, 12/22/12
3-pt FG Made	0	
3-pt FG Attempts	0	
FT Made	7	vs. George Fox, 12/15/12
FT Attempted	9	vs. George Fox, 12/15/12
Assists	3	vs. Northern Arizona, 1/5/12; vs. Pacific, 11/9/12; vs. Sacramento State, 1/10/13
Steals	4	vs. Pacific, 11/9/12
Blocked Shots	2	four times
Turnovers	4	three times
Minutes	37	vs. Weber State, 12/22/12

All-Conference for three seasons and was conference MVP as a senior... led Kentridge to the state championship game in 2007 as a junior... averaged 21 points and 10 rebounds per game for his career and finished as his school's all-time leading scorer... was rated the No. 1 power forward in the state of Washington by NorthwestHoops.com.

**PERSONAL INFORMATION**

Son of Jerry and Martha Parker... born September 1, 1988... has three brothers, Jerry Jr. and Marcus and Rontrell... majoring in Health Studies... hobby are Xbox, cooking and kicking it.

**Portland State Career Statistics**

Year	GP	GS	Min	Avg	FG	FGA	Pct	3FG	3FA	Pct	FT	FTA	Pct	Off	Def	Tot	Avg	PF	DQ	Ast	TO	Blk	Stl	Pts	Avg
2011-12	25	0	610	24.4	100	176	.568	0	0	.000	46	72	.639	52	75	127	5.1	67	0	14	41	12	10	246	9.8
2012-13	14	14	375	26.8	61	132	.462	0	0	.000	38	50	.760	24	44	68	4.9	28	0	11	21	6	12	160	11.4
<b>TOTAL</b>	39	14	985	25.3	161	308	.523	0	0	.000	84	122	.689	76	119	195	5.0	95	0	25	62	18	22	406	10.4

**Big Sky Conference Statistics**

Year	GP	GS	Min	Avg	FG	FGA	Pct	3FG	3FA	Pct	FT	FTA	Pct	Off	Def	Tot	Avg	PF	DQ	Ast	TO	Blk	Stl	Pts	Avg
2011-12	16	0	385	24.1	57	104	.548	0	0	.000	32	50	.640	34	49	83	5.2	44	0	10	24	11	9	146	9.1
2012-13	7	7	188	26.9	30	66	.455	0	0	.000	17	23	.739	15	24	39	5.6	11	0	4	8	6	3	77	11.0
<b>TOTAL</b>	23	7	573	24.9	87	170	.512	0	0	.000	49	73	.671	49	73	122	5.3	55	0	14	32	17	12	223	9.7



A walk-on to the program who now has a year experience... plays behind a number of talented guards.

**COACH GEVING SAYS:** "Joel is a solid returning player who is a hard worker. He gives us depth and is a good team player."

**2011-12 • FRESHMAN SEASON**

A walk-on who played in five games during the season... played 17 total minutes... scored one point with four rebounds, two assists and a steal... in a win over Walla Walla (12/3).

**PREVIOUS TO PORTLAND STATE**

Lettered four times in basketball at River Ridge High School... won three straight district championships... named EVCO League MVP... lettered twice in track and field... won the district title in the triple jump as a senior.

**PERSONAL INFORMATION**

Son of Marsha Edwards and Rondell King... born February 1, 1992... has one sister, Keisha... majoring in Sports Medicine... hobbies are listening to music, playing the piano and spending time with family and friends.



**Sophomore • 1V • G • 6-3 • 185**  
**Lacey, Washington**  
**River Ridge High School**

**JOEL KING • 2012-13 GAME-BY-GAME STATISTICS**

Opponent	Date	TOTAL			3-PTS			REBOUNDS											
		GS	Min	FG FGA Pct	3FG FGA Pct	FT FTA Pct	Off	Def	Tot	Avg	PF	FO	A	TO	Blk	Stl	Pts	Avg	
PACIFIC (OR)	11/09/12	1	0	0 .000	0 0 .000	0 0 .000	0	0	0	0.0	0	0	0	0	0	0	0	0	0.0
at Oregon	11/12/12	DNP	CD																
at Portland	11/21/12	DNP	CD																
at Oklahoma State	11/25/12	DNP	CD																
at Loyola Marymt	12/1/12	DNP	CD																
OREGON STATE	12/12/12	DNP	CD																
GEORGE FOX	12/15/12	DNP	CD																
IDAHO STATE	12/20/12	DNP	CD																
WEBER STATE	12/22/12	DNP	CD																
at Montana State	01/03/13	DNP	CD																
at Montana	01/05/13	DNP	CD																
SACRAMENTO ST	01/10/13	1	0	0 .000	0 0 .000	0 0 .000	0	0	0	0.0	0	0	0	0	0	0	0	0	0.0
NO ARIZONA	01/12/13	DNP	CD																
at No Colorado	01/17/13	DNP	CD																
at North Dakota	01/19/13	DNP	CD																
<b>Totals</b>		0	2	0 0 .000	0 0 .000	0 0 .000	0	0	0	0.0	0	0	0	0	0	0	0	0	0.0

**CAREER HIGHS**

Points	1	vs. Walla Walla, 12/3/11
Rebounds	4	vs. Walla Walla, 12/3/11
FG Made	0	
FG Attempted	3	vs. Walla Walla, 12/3/11
3-pt FG Made	0	
3-pt FG Attempts	2	vs. Linfield, 11/21/11
FT Made	1	vs. Walla Walla, 12/3/11
FT Attempted	2	vs. Walla Walla, 12/3/11
Assists	2	vs. Walla Walla, 12/3/11
Steals	1	vs. Walla Walla, 12/3/11
Blocked Shots	0	
Turnovers	1	vs. Walla Walla, 12/3/11
Minutes	10	vs. Walla Walla, 12/3/11

**Portland State Career Statistics**

Year	GP	GS	Min	Avg	FG	FGA	Pct	3FG	3FA	Pct	FT	FTA	Pct	Off	Def	Tot	Avg	PF	DQ	Ast	TO	Blk	Stl	Pts	Avg
2011-12	5	0	17	3.4	0	5	.000	0	2	.000	1	2	.500	2	2	4	0.8	0	0	2	1	0	1	1	0.2
2012-13	2	0	2	1.0	0	0	.000	0	0	.000	0	0	.000	0	0	0	0.0	0	0	0	0	0	0	0	0.0
<b>TOTAL</b>	7	0	19	2.7	0	5	.000	0	2	.000	1	2	.500	2	2	4	0.6	0	0	2	1	0	1	1	0.1

**Big Sky Conference Statistics**

Year	GP	GS	Min	Avg	FG	FGA	Pct	3FG	3FA	Pct	FT	FTA	Pct	Off	Def	Tot	Avg	PF	DQ	Ast	TO	Blk	Stl	Pts	Avg
2011-12	2	0	2	1.0	0	0	.000	0	0	.000	0	0	.000	0	0	0	0.0	0	0	0	0	0	0	0	0.0
2012-13	1	0	1	1.0	0	0	.000	0	0	.000	0	0	.000	0	0	0	0.0	0	0	0	0	0	0	0	0.0
<b>TOTAL</b>	3	0	3	1.0	0	0	.000	0	0	.000	0	0	.000	0	0	0	0.0	0	0	0	0	0	0	0	0.0



Signed with Portland State during the early signing period in November 2011... expected to fill a prominent role in the post... very strong and imposing... should compete to start.

**COACH GEVING SAYS:** "A really good inside scorer with his back to the basket. A big, physical, strong kid who knows how to score on the block. He is tough and I think his good junior college career will translate well into our league. Other teams are going to have to account for him."

**PREVIOUS TO PORTLAND STATE**

Played two seasons at Sheridan (WY) Junior College... averaged 13.6 points and 5.6 rebounds per game as a sophomore... shot .559 from the field and .658 at the line... he was named first team All-Region IX after leading his team to a 25-7 record... as a freshman, he was a second team All-Region 9 selection... was the team's scoring and rebounding leader, averaging 12.2 points and 6.7 rebounds while shooting .542 from the field... had 19 points and seven rebounds in the Region IX Championship game against Western Wyoming.

Attended Charis Prep Academy in Wilson, North Carolina... averaged 16.8 points, 11.2 rebounds, and 2.3 blocks per game while leading his team to an appearance at the National Prep School Tournament... was first team All-Conference and All-Area at Southside High School in Fort Wayne, IN.

**PERSONAL INFORMATION**

Son of Carol and Kevin Prosser... born December 3, 1989... has two brothers, Kevin and Terrell, and one sister, Keiosha... his hobbies are video games, reading the bible, ESPN, cartoons and music... hopes to play professional basketball... would also like to be a physical education teacher and coach.



**Junior • JC • C • 6-8 • 275**  
**Fort Wayne, Indiana**  
**Charis Prep**  
**Sheridan Junior College**

**LAMONT PROSSER • 2012-13 GAME-BY-GAME STATISTICS**

Opponent	Date	GS	TOTAL			3-PTS			REBOUNDS																		
			Min	FG	FGA	Pct	3FG	3FGA	Pct	FT	FTA	Pct	Off	Def	Tot	Avg	PF	FO	A	TO	Blk	Stl	Pts	Avg			
PACIFIC (OR)	11/09/12	13	0	0	.000	0	0	.000	0	0	.000	0	0	0	0	0	1	1	1.0	3	0	1	0	1	0	0	0.0
at Oregon	11/12/12	14	1	2	.500	0	0	.000	3	3	1.000	0	3	3	2.0	2	0	1	1	0	0	0	5	2.5			
at Portland	11/21/12	11	1	1	1.000	0	0	.000	0	0	.000	0	1	1	1.7	3	0	0	0	0	0	1	2	2.3			
at Oklahoma St.	11/25/12	14	2	4	.500	0	0	.000	0	2	.000	2	2	4	2.3	1	0	0	2	0	0	2	0	4	2.8		
at Loyola Marymt	12/01/12	13	1	2	.500	0	0	.000	0	0	.000	0	2	2	2.2	0	0	0	2	1	0	2	1	0	2	2.6	
OREGON STATE	12/12/12	1	0	0	.000	0	0	.000	0	0	.000	0	0	0	1.8	0	0	0	1	0	0	0	0	0	2.2		
GEORGE FOX	12/15/12	DNP-CD																								2.2	
IDAHO STATE	12/20/12	3	0	0	.000	0	0	.000	0	0	.000	0	0	0	1.6	0	0	0	0	0	0	0	0	0	0	1.9	
WEBER STATE	12/22/12	DNP-CD																									
at Montana State	01/03/12	3	0	0	.000	0	0	.000	0	0	.000	0	0	0	1.4	2	0	0	0	0	0	1	0	1	0	1.6	
at Montana	01/05/13	7	0	1	.000	0	0	.000	0	0	.000	0	1	1	1.3	0	0	0	0	0	0	0	0	0	0	1.4	
SACRAMENTO ST	01/10/13	2	0	0	.000	0	0	.000	0	0	.000	0	1	1	1.3	0	0	0	0	0	0	0	0	0	0	1.3	
NO ARIZONA	01/12/13	DNP-CD																									
at No Colorado	01/17/13	14	2	2	1.000	0	0	.000	2	3	.667	3	5	8	1.9	4	0	1	1	1	0	6	1.7				
at North Dakota	01/19/13	7	0	1	.000	0	0	.000	0	0	.000	0	1	1	1.8	5	1	0	2	0	1	0	1	0	1.6		
<b>Totals</b>		<b>0</b>	<b>102</b>	<b>7</b>	<b>13</b>	<b>.538</b>	<b>0</b>	<b>0</b>	<b>.000</b>	<b>5</b>	<b>8</b>	<b>.625</b>	<b>5</b>	<b>17</b>	<b>22</b>	<b>1.8</b>	<b>20</b>	<b>1</b>	<b>3</b>	<b>9</b>	<b>3</b>	<b>3</b>	<b>19</b>	<b>1.6</b>			

**CAREER HIGHS**

Points	6	at Northern Colorado, 1/17/13
Rebounds	8	at Northern Colorado, 1/17/13
FG Made	2	at Oklahoma State, 11/25/12; at Northern Colorado, 1/17/13
FG Attempted	4	at Oklahoma State, 11/25/12
3-pt FG Made	0	
3-pt FG Attempts	0	
FT Made	3	at Oregon, 11/12/12
FT Attempted	3	at Oregon, 11/12/12; at Northern Colorado, 1/17/13
Assists	1	three times
Steals	1	three times
Blocked Shots	1	three times
Turnovers	2	three times
Minutes	14	three times

**Portland State Career Statistics**

Year	GP	GS	Min	Avg	FG	FGA	Pct	3FG	3FA	Pct	FT	FTA	Pct	Off	Def	Tot	Avg	PF	DQ	Ast	TO	Blk	Stl	Pts	Avg
2012-13	12	0	102	8.5	7	13	.538	0	0	.000	5	8	.625	5	17	22	1.8	20	1	3	9	3	3	19	1.6

**Big Sky Conference Statistics**

Year	GP	GS	Min	Avg	FG	FGA	Pct	3FG	3FA	Pct	FT	FTA	Pct	Off	Def	Tot	Avg	PF	DQ	Ast	TO	Blk	Stl	Pts	Avg
2012-13	6	0	36	6.0	2	4	.500	0	0	.000	2	3	.667	3	8	11	1.8	11	1	1	3	1	2	6	1.0



Finally made the long road back to the court after missing nearly two seasons... was injured as a senior in high school and needed a redshirt year in 2010-11 to come back and get in shape... showed flashes of ability last season... very well thought of by the coaching staff... has lots of skills and basketball knowledge... a great upside for the future... last name pronounced: kuh-TALL-doe.

**COACH GEVING SAYS:** "I love the off-season work that he did, conditioning and weight training. He is a kid that if he keeps working at it and maturing he has a chance to be a top player down the road. He is going to play a lot more this year than last year and it will be a learning process early on. But if he will keep developing, I truly believe his junior and senior year he has a chance to be a great player in this league."

**2011-12 • FRESHMAN SEASON**

Played for the first time after missing most of his senior season in high school and redshirting in 2010-11 due to a broken leg... played in 15 games averaging six minutes.... scored 26 points with 24 rebounds and four blocked shots in 88 minutes during the season... shot .500 from the field... had season-highs of nine points (4-5 FG, 1-2 FT) and four rebounds against Walla Walla (12/3)... scored four points with two rebounds in a win over Northern Arizona (1/5)... **BIG SKY TOURNAMENT:** had one rebound in one minute of play against Montana State... DNP-CD vs. Weber State.

**PREVIOUS TO PORTLAND STATE**

Prepped at Rainier (OR) High School, a 3A level school... as a junior was the Lewis and Clark League Player of the Year, winning the league title and leading his team to the state playoffs... earned first team All-State honors... injured the majority of his senior season... also competed on the AAU Portland Hoop Kings... a highly-recruited big man who was rated as the 10th-best center in the nation by ESPN.com and second-best center on the west coast by scout hoops.com prior to his senior season... then he sat out his senior year after suffering a broken leg in December 2009.

**PERSONAL INFORMATION**

Son of Tony and Elaine Cataldo... born December 20, 1991... has two sisters, Christina and Laura... undecided major... hobbies are playing video games and hanging out with family... would like to play professional basketball.



**Sophomore • 1V • C • 6-10 • 290**  
**Rainier, Oregon**  
**Rainier High School**

**BRANDON CATALDO • 2012-13 GAME-BY-GAME STATISTICS**

Opponent	Date	GS	Min	TOTAL			3-PTS			REBOUNDS														
				FG	FGA	Pct	3FG	FGA	Pct	FT	FTA	Pct	Off	Def	Tot	Avg	PF	FO	A	TO	Blk	Stl	Pts	Avg
PACIFIC (OR)	11/09/12	6	1	1	1.000	0	0	.000	0	0	.000	0	1	1	1.0	2	0	0	3	0	0	2	2.0	
at Oregon	11/12/12	10	1	1	1.000	0	0	.000	0	0	.000	1	2	3	2.0	2	0	0	0	0	0	2	2.0	
at Portland	11/21/12	6	0	0	.000	0	0	.000	1	2	.500	0	0	0	1.3	1	0	0	0	0	0	1	1.7	
at Oklahoma St.	11/25/12	5	0	1	.000	0	0	.000	0	0	.000	0	1	1	1.3	2	0	0	1	0	0	0	1.3	
at Loyola Marymt	12/1/12	DNP-CD																						
OREGON STATE	12/12/12	8	0	1	.000	0	0	.000	0	0	.000	0	1	1	1.2	2	0	1	1	0	2	0	1.0	
GEORGE FOX	12/15/12	3	1	2	.500	0	0	.000	0	0	.000	1	1	2	1.3	0	0	0	0	0	0	2	1.2	
IDAHO STATE	12/20/12	6	1	1	1.000	0	0	.000	0	0	.000	0	0	0	1.1	0	0	0	0	0	4	0	2	1.3
WEBER STATE	12/22/12	9	1	2	.500	0	0	.000	0	0	.000	0	0	0	1.0	2	0	0	1	0	1	2	1.4	
at Montana State	01/03/13	5	0	1	.000	0	0	.000	0	0	.000	0	0	0	0.9	0	0	0	0	0	0	0	1.2	
at Montana	01/05/13	*	8	1	2	.500	0	0	.000	0	0	.000	0	2	2	1.0	1	0	0	0	1	0	2	1.3
SACRAMENTO ST.	01/10/13	13	3	5	.600	0	0	.000	2	4	.500	1	1	2	1.1	3	0	0	1	4	0	8	1.9	
NO ARIZONA	01/12/13	9	2	2	1.000	0	0	.000	0	0	.000	1	2	3	1.3	1	0	0	0	0	0	4	2.1	
at No Colorado	01/17/13	21	3	4	.750	0	0	.000	0	0	.000	0	0	0	1.2	2	0	0	0	2	0	6	2.4	
at North Dakota	01/19/13	*	23	3	6	.500	0	0	.000	1	2	.500	2	2	4	1.4	3	0	3	0	1	1	7	2.7
Totals		2	132	17	29	.586	0	0	.000	4	8	.500	6	13	19	1.4	21	0	4	7	12	4	38	2.7

**CAREER HIGHS**

Points	9	vs. Walla Walla, 12/3/11
Rebounds	4	vs. Walla Walla, 12/3/11; at North Dakota, 1/19/13
FG Made	4	vs. Walla Walla, 12/3/11
FG Attempted	6	vs. Linfield, 11/21/11; at North Dakota, 1/19/13
3-pt FG Made	0	
3-pt FG Attempts	0	
FT Made	2	@ Wyoming, 11/25/11; vs. Sacramento State, 1/10/13
FT Attempted	4	vs. Sacramento State, 1/10/13
Assists	3	at North Dakota, 1/19/13
Steals	2	vs. Oregon State, 12/12/12
Blocked Shots	4	vs. Idaho State, 12/20/12; vs. Sacramento State, 1/10/13
Turnovers	3	vs. Pacific, 11/9/12
Minutes	23	at North Dakota, 1/19/13

**Portland State Career Statistics**

Year	GP	GS	Min	Avg	FG	FGA	Pct	3FG	3FA	Pct	FT	FTA	Pct	Off	Def	Tot	Avg	PF	DQ	Ast	TO	Blk	Stl	Pts	Avg
2011-12	15	0	88	5.9	11	22	.500	0	0	.000	4	8	.500	6	18	24	1.6	14	0	1	7	4	1	26	1.7
2012-13	14	2	132	9.4	17	29	.586	0	0	.000	4	8	.500	6	13	19	1.4	21	0	4	7	12	4	38	2.7
TOTAL	29	2	220	7.6	28	51	.549	0	0	.000	8	16	.500	12	31	43	1.5	35	0	5	14	16	5	64	2.2

**Big Sky Conference Statistics**

Year	GP	GS	Min	Avg	FG	FGA	Pct	3FG	3FA	Pct	FT	FTA	Pct	Off	Def	Tot	Avg	PF	DQ	Ast	TO	Blk	Stl	Pts	Avg
2011-12	5	0	20	4.0	3	7	.429	0	0	.000	0	2	.000	2	3	5	1.0	4	0	1	1	3	0	6	1.2
2012-13	8	2	94	11.8	14	23	.609	0	0	.000	3	6	.500	4	7	11	1.4	12	0	3	2	12	2	31	3.9
TOTAL	13	2	114	8.8	17	30	.567	0	0	.000	3	8	.375	6	10	16	1.2	16	0	4	3	15	2	37	2.8



**GAME 1 • Nov. 9 • at Peter W. Stott Center, Portland, OR**

**PORTLAND STATE 77, PACIFIC (OR) 58**

Dre Winston Jr. debuts well with 16 points and three assists, including 13 in first half... Vikings have won five in a row at home dating to last season... PSU improves to 13-4 in home openers since reinstating program.

**Official Basketball Box Score -- Game Totals -- Final Statistics**  
**Pacific (OR) vs Portland State**  
 11/09/12 8:30 p.m. at Peter W. Stott Center, Portland, Ore.

#	Player	Total		3-Ptr	FG-FTA	Rebounds	PF	TP	A	TO	Blk	Stl	Min		
		FG-FGA	FT-FTA												
34	Mosley, Charles	f	1-4	0-0	2-2	2	2	4	4	0	1	0	0	16	
35	Bowser, Dustin	c	2-5	0-0	5-7	2	3	5	3	9	1	1	0	18	
01	Hayes, Cameron	g	0-0	0-0	0-0	0	1	1	0	0	2	0	0	2	
05	Wester, Colin	g	3-9	2-7	0-0	0	0	0	3	8	1	1	0	27	
12	Beatty, Andrew	g	1-4	0-1	2-2	0	0	0	3	4	2	2	0	17	
02	Froder, Coby	g	0-0	0-0	0-0	0	0	0	2	0	1	2	0	17	
03	Hawkins, Budweiser	g	0-2	0-0	1-2	0	1	0	1	2	1	1	1	12	
04	Moore, Eric	g	0-1	0-1	0-0	0	0	0	1	0	1	1	0	5	
11	Brakebush, Danny	g	8-10	3-5	0-0	1	2	3	2	19	1	2	0	23	
20	Burns, Joey	g	0-0	0-0	0-0	0	1	0	0	1	3	0	1	8	
21	Eppinger, Marc	g	1-2	0-1	0-0	0	2	1	2	0	3	0	0	12	
22	Wettig, Mitch	g	1-3	0-1	0-0	0	0	0	2	1	1	0	0	8	
23	Zitani, Daniel	g	2-7	0-0	2-2	0	3	3	3	6	2	2	0	21	
24	Hurlley, Connor	g	1-1	1-1	0-0	0	0	0	0	3	0	0	0	1	
25	Kerkel, Anthony	g	0-0	0-0	0-0	0	0	0	0	0	0	0	0	3	
30	Ahern, Bobby	g	0-0	0-0	0-0	0	0	0	0	1	0	0	0	2	
40	Campbell, JT	g	0-0	0-0	0-0	0	0	0	0	0	0	0	0	1	
44	Duncan, JT	g	0-0	0-0	0-0	0	0	0	0	0	0	0	0	2	
Team			0-0		0-0		3		6		2		20		
Totals			20-48	6-17	12-15	8	18	26	22	58	16	22	1	14	200
FG % 1st Half:		10-25	40.0%	2nd half:	10-23	43.5%	Game:		20-48	41.7%	Deadball				
3FG % 1st Half:		3-6	50.0%	2nd half:	3-11	27.3%	Game:		6-17	35.3%	Rebounds				
FT % 1st Half:		5-7	71.4%	2nd half:	7-8	87.5%	Game:		12-15	80.0%	2				

**Portland State 77 • 1-0**

#	Player	Total		3-Ptr	FG-FGA	Rebounds	PF	TP	A	TO	Blk	Stl	Min		
		FG-FGA	FT-FTA												
21	MOORE, Aaron	f	5-7	0-0	3-4	2	3	5	0	13	1	2	1	24	
30	PARKER, Renado	f	3-7	0-0	2-3	1	7	8	3	2	0	4	1	23	
01	McMULLAN, Lateef	g	2-7	0-2	5-7	0	2	2	2	9	3	5	0	29	
03	WINSTON, Dre	g	5-6	3-4	3-4	0	2	2	16	3	4	0	1	32	
04	HARTHUN, Michael	g	3-7	1-4	4-4	1	1	2	0	11	2	0	0	29	
12	FOSTER, Alex	g	0-0	0-0	0-0	0	0	0	0	0	0	0	0	3	
13	HARVEY, Michael	g	2-4	0-0	1-1	1	0	1	5	0	1	1	2	13	
14	WINSTON, Gary	g	3-5	0-1	1-1	0	1	1	3	7	1	2	0	24	
23	WHITMORE, Martin	g	2-2	1-1	1-3	1	1	2	0	6	1	0	0	5	
34	KING, Joel	g	0-0	0-0	0-0	0	0	0	0	0	0	0	0	1	
42	PROSSER, Lamont	g	0-0	0-0	0-0	0	1	1	3	0	1	0	1	3	
44	CATALDO, Brandon	g	1-1	0-0	0-0	0	1	2	2	0	3	0	0	16	
Team			0-0		0-2		2		7		16		77		
Totals			26-46	5-12	20-27	6	21	27	16	77	15	19	3	11	200
FG % 1st Half:		13-23	56.5%	2nd half:	13-23	56.5%	Game:		26-46	56.5%	Deadball				
3FG % 1st Half:		3-7	42.9%	2nd half:	2-5	40.0%	Game:		5-12	41.7%	Rebounds				
FT % 1st Half:		10-13	76.9%	2nd half:	10-14	71.4%	Game:		20-27	74.1%	3				

Officials: Scott Brown, Matt Mason, Matthew Rukasin  
 Technical fouls: Pacific (OR)-None. Portland State-None.  
 Attendance: 1027

Score by periods	1st	2nd	Total
Pacific (OR)	28	30	58
Portland State	39	38	77

Last FG - PAC 2nd-00:30, PSU 2nd-00:44.  
 Largest lead - PAC None, PSU by 22 2nd-00:44.

Score tied - 1 time.  
 Lead changed - 0 times.

**GAME 2 • Nov. 12 • at Matthew Knight Arena, Eugene, OR**

**OREGON 80, PORTLAND STATE 69**

Vikings commit 10 turnovers in first nine minutes, falling behind 32-12... they outscore Oregon the rest of the way by nine, but the damage is done... PSU's fourth straight loss to the Ducks and third straight on road overall... Winston Jr. and Parker each score 15 for the Vikings.

**Official Basketball Box Score -- Game Totals -- Final Statistics**  
**Portland State vs Oregon**  
 11/12/12 6:30 PM at Eugene, Ore. (Matthew Knight Arena)

#	Player	Total		3-Ptr	FG-FGA	Rebounds	PF	TP	A	TO	Blk	Stl	Min		
		FG-FGA	FT-FTA												
21	MOORE, Aaron	f	4-7	0-0	1-1	1	4	5	4	9	0	2	0	24	
30	PARKER, Renado	f	5-10	0-0	5-6	0	0	4	15	0	1	0	1	23	
01	McMULLAN, Lateef	g	4-11	1-3	0-0	0	3	3	1	9	0	2	0	28	
03	WINSTON, Dre	g	6-8	1-2	2-3	1	3	4	0	15	1	2	0	28	
04	HARTHUN, Michael	g	1-7	1-3	4-4	1	3	4	0	7	2	4	0	28	
02	HALL, Marcus	g	0-2	0-1	0-0	0	0	0	2	0	0	0	1	11	
13	HARVEY, Michael	g	0-0	0-0	0-0	0	1	1	0	0	0	0	0	10	
14	WINSTON, Gary	g	2-5	1-2	2-2	0	0	3	7	2	3	0	0	24	
42	PROSSER, Lamont	g	1-2	0-0	3-3	0	3	2	5	1	1	0	0	14	
44	CATALDO, Brandon	g	1-1	0-0	0-0	1	2	3	2	2	0	0	0	10	
Team			1		0		1		2		2		20		
Totals			24-53	4-11	17-19	5	19	24	19	69	6	15	0	5	200
FG % 1st Half:		12-28	42.9%	2nd half:	12-25	48.0%	Game:		24-53	45.3%	Deadball				
3FG % 1st Half:		3-7	42.9%	2nd half:	1-4	25.0%	Game:		4-11	36.4%	Rebounds				
FT % 1st Half:		6-7	85.7%	2nd half:	11-12	91.7%	Game:		17-19	89.5%	1.1				

**Oregon 80 • 2-0**

#	Player	Total		3-Ptr	FG-FGA	Rebounds	PF	TP	A	TO	Blk	Stl	Min		
		FG-FGA	FT-FTA												
25	Singler, E.J.	f	1-5	1-2	3-4	1	2	3	1	6	2	0	1	24	
55	Woods, Tony	c	1-4	0-0	5-8	0	3	3	7	0	3	1	0	18	
01	Artis, Dominic	g	6-13	4-8	0-0	0	2	2	1	16	2	3	0	30	
10	Loyd, Jonathan	g	2-5	1-1	1-2	0	1	1	3	6	5	1	1	25	
24	Moore, Willie	g	1-3	0-1	0-0	0	1	1	3	2	2	3	0	13	
04	Lucenti, Nicholas	g	0-0	0-0	0-0	0	0	0	0	0	0	0	0	1	
05	Richardson, Fred	g	1-1	0-0	0-0	0	0	0	1	2	0	1	0	4	
12	Baker, Coleton	g	0-0	0-0	0-0	0	0	0	0	0	0	0	0	3	
20	Austin, Waverly	g	4-6	0-0	1-2	2	4	6	2	9	2	2	1	21	
21	Dolson, Danyean	g	5-8	1-3	1-1	2	4	6	1	12	1	0	0	35	
32	Carter, Ben	g	1-1	0-0	3-4	2	5	7	2	5	1	2	0	16	
33	Emory, Carlos	g	5-9	2-4	3-3	3	1	4	3	15	1	2	0	19	
40	Kuemper, Austin	g	0-0	0-0	0-0	0	0	0	0	0	0	0	0	1	
Team			1		1		2		2		2		20		
Totals			27-55	9-19	17-24	11	24	35	22	80	16	17	5	9	200
FG % 1st Half:		19-31	58.1%	2nd half:	9-24	37.5%	Game:		27-55	49.1%	Deadball				
3FG % 1st Half:		7-10	70.0%	2nd half:	2-9	22.2%	Game:		9-19	47.4%	Rebounds				
FT % 1st Half:		8-10	80.0%	2nd half:	9-14	64.3%	Game:		17-24	70.8%	4.1				

Officials: Randy McCall, Glen Mayberry, Tom Spitznagel  
 Technical fouls: Portland State-None. Oregon-None.  
 Attendance: 5577

Score by periods	1st	2nd	Total
Portland State	33	36	69
Oregon	51	29	80

Last FG - PSU 2nd-03:02, ORE 2nd-01:28.  
 Largest lead - PSU None, ORE by 21 1st-06:02.

Score tied - 0 times.  
 Lead changed - 0 times.

**GAME 3 • Nov. 21 • at Chiles Center, Portland, OR**

**PORTLAND STATE 81, PORTLAND STATE 60**

Pilots hit 13 of first 15 shots, jumping to 32-15 first-half lead... Vikings never pull closer than 15 after that... PSU shoots only .357 from field, 2-15 from three-point range... PSU suffers second straight loss to Pilots... Dre Winston leads PSU in scoring for third straight game.

**Official Basketball Box Score -- Game Totals -- Final Statistics**  
**Portland State vs Portland State**  
 11/21/12 7:00 PM at Portland, Ore. (Chiles Center)

#	Player	Total		3-Ptr	FG-FGA	Rebounds	PF	TP	A	TO	Blk	Stl	Min	
		FG-FGA	FT-FTA											
21	MOORE, Aaron	f	1-6	0-0	4-4	2	3	5	4	6	1	2	0	22
30	PARKER, Renado	f	3-8	0-0	4-4	3	3	6	1	10	1	3	0	3
01	McMULLAN, Lateef	g	3-10	0-4	1-1	0	1	1	2	7	2	1	0	26
03	WINSTON, Dre	g	4-12	0-3	5-8	3	4	7	2	13	2	3	0	27
04	HARTHUN, Michael	g	4-7	0-1	3-3									

GAME 5 • Dec. 1 • at Gersten Pavilion, Los Angeles, CA

**LOYOLA MARYMOUNT 66, PORTLAND STATE 56**

A near-seven minute scoring drought cuts down Vikings... PSU leads 43-42, but a 16-3 run but Lions gives them largest lead at 58-46 with 4:30 to play... LMU forces Vikings into 11 second-half turnovers... Portland State's fourth straight loss.

**Official Basketball Box Score -- Game Totals -- Final Statistics**  
**Portland State vs Loyola Marymount**  
 12/01/12 5:00 p.m. at Los Angeles, CA (Gersten Pavilion)

**Portland State 56 • 1-4**

#	Player	Total			3-Ptr			Rebounds			PF	TP	A	TO	Blk	Stl	Min
		FG-FGA	FG-FGA	FT-FTA	FG-FGA	FG-FGA	FT-FTA	Off	Def	Tot							
21	MOORE, Aaron	f	1-3	0-1	1-1	0	4	4	1	3	1	2	1	1	1	29	
30	PARKER, Renado	f	3-13	0-0	1-3	3	4	7	2	7	0	0	0	0	0	30	
03	WINSTON, Dre	g	5-8	1-2	3-5	1	0	1	1	14	1	4	0	3	20		
04	HARTHUN, Michael	g	4-8	1-3	0-0	0	3	3	1	9	0	0	0	1	32		
14	WINSTON, Gary	g	1-5	1-3	0-0	0	1	1	4	3	4	5	0	0	23		
01	McMULLAN, Lateef	g	0-3	0-2	0-0	0	1	1	0	0	0	0	0	1	20		
02	HALL, Marcus	g	6-9	4-7	0-0	0	0	0	4	16	0	2	0	0	23		
13	HARVEY, Michael	g	1-3	0-0	0-0	2	2	4	3	2	1	0	0	1	10		
42	PROSSER, Lamont	g	1-2	0-0	0-0	0	2	2	0	2	0	2	1	0	13		
Team						0			4								
Totals			22-54	7-18	5-9	6	21	27	16	56	11	15	2	7	200		

FG % 1st Half: 12-28 42.9% 2nd half: 10-26 38.5% Game: 22-54 40.7% Deadball Rebounds 2  
 3FG % 1st Half: 3-8 37.5% 2nd half: 4-10 40.0% Game: 7-18 38.9%  
 FT % 1st Half: 2-5 40.0% 2nd half: 3-4 75.0% Game: 5-9 55.6%

**Loyola Marymount 66 • 4-4**

#	Player	Total			3-Ptr			Rebounds			PF	TP	A	TO	Blk	Stl	Min
		FG-FGA	FG-FGA	FT-FTA	FG-FGA	FG-FGA	FT-FTA	Off	Def	Tot							
05	HAMILTON, Ashley	f	5-11	2-3	7-7	5	4	9	1	19	1	4	1	0	38		
22	OKONJI, Godwin	f	5-7	0-0	0-0	2	1	3	5	10	1	2	0	1	16		
03	IRELAND, Anthony	g	2-9	0-3	8-10	0	2	2	0	12	3	2	0	1	36		
23	FLINT, Chase	g	4-9	1-6	1-1	1	4	5	1	10	4	1	0	2	34		
24	EGBEYEMI, Ayodeji	g	2-9	1-5	0-0	0	6	6	2	5	0	3	0	3	33		
02	BLACKWELL, C.J.	g	5-10	0-3	0-0	1	3	4	1	10	1	1	0	0	18		
15	OSBORNE, Alex	g	0-1	0-0	0-0	3	6	9	1	0	1	1	0	1	24		
42	MORNAR, Marin	g	0-0	0-0	0-0	0	0	0	0	0	0	0	0	0	1		
Team						1			2								
Totals			23-56	4-20	16-18	13	28	41	11	66	11	14	2	10	200		

FG % 1st Half: 12-29 41.4% 2nd half: 11-27 40.7% Game: 23-56 41.1% Deadball Rebounds 1  
 3FG % 1st Half: 3-12 25.0% 2nd half: 1-8 12.5% Game: 4-20 20.0%  
 FT % 1st Half: 3-5 60.0% 2nd half: 13-13 100.0% Game: 16-18 88.9%

Officials: Chris Rastatter, Dennis Flannery, Mark Cook  
 Technical fouls: Portland State-TEAM, Loyola Marymount-None.  
 Attendance: 2592

Score by periods	1st	2nd	Total
Portland State	29	27	56
Loyola Marymount	30	36	66

Points	In Paint	Off T/O	2nd Chance	Fast Break	Bench
PSU	20	19	5	6	20
LMU	24	9	15	2	10

Last FG - PSU 2nd-00:23, LMU 2nd-01:00.  
 Largest lead - PSU by 6 1st-04:23, LMU by 12 2nd-04:28.

Score tied - 6 times.  
 Lead changed - 16 times.

GAME 6 • Dec. 12 • Peter W. Stott Center, Portland, OR

**OREGON STATE 79, PORTLAND STATE 74**

Vikings lead 22-13 early, but 19-4 run over last 8:40 of first half gives OSU command... Vikings shoot season-high 56% but OSU's 1-3-1 trap forces 19 TOs... first Pac-12 team ever to play in Stott Center... first PSU sellout since 2008-09 season.

**Official Basketball Box Score -- Game Totals -- Final Statistics**  
**Oregon State vs Portland State**  
 12/12/12 7:35 p.m. at Peter W. Stott Center, Portland, OR

**Oregon State 79 • 6-2**

#	Player	Total			3-Ptr			Rebounds			PF	TP	A	TO	Blk	Stl	Min
		FG-FGA	FG-FGA	FT-FTA	FG-FGA	FG-FGA	FT-FTA	Off	Def	Tot							
03	Starks, Ahmad	*	0-4	0-2	4-4	1	1	2	0	4	0	3	0	1	25		
11	Burton, Joe	*	10-17	0-0	0-2	5	2	7	3	20	2	0	1	0	34		
15	Moreland, Eric	*	6-9	0-0	2-4	2	5	7	0	14	2	2	3	0	28		
32	Reid, Jarmal	*	0-0	0-0	0-0	0	0	0	1	0	1	1	0	1	17		
55	Nelson, Roberto	*	5-12	1-2	5-8	1	1	2	2	16	6	4	0	5	31		
04	Barton, Challe	*	1-2	0-1	0-0	2	1	3	5	2	2	1	0	1	21		
13	Morris-Walker, Langs	*	0-1	0-1	0-0	0	0	0	0	0	0	0	0	1	11		
30	Schaftenaar, Olaf	*	0-0	0-0	0-0	0	0	0	0	0	0	0	0	0	6		
44	Collier, Devon	*	8-14	0-0	7-11	4	1	5	2	23	3	3	1	3	27		
Team						1			4								
Totals			30-59	1-6	18-29	16	15	31	14	79	17	14	5	12	200		

FG % 1st Half: 11-23 47.8% 2nd half: 19-36 52.8% Game: 30-59 50.8% Deadball Rebounds 4  
 3FG % 1st Half: 1-3 33.3% 2nd half: 0-3 0.0% Game: 1-6 16.7%  
 FT % 1st Half: 9-12 75.0% 2nd half: 9-17 52.9% Game: 18-29 62.1%

**Portland State 74 • 1-5**

#	Player	Total			3-Ptr			Rebounds			PF	TP	A	TO	Blk	Stl	Min
		FG-FGA	FG-FGA	FT-FTA	FG-FGA	FG-FGA	FT-FTA	Off	Def	Tot							
01	McMULLAN, Lateef	*	6-10	2-4	2-2	2	1	3	2	16	4	4	1	0	32		
02	HALL, Marcus	*	2-5	0-0	0-0	3	3	6	5	4	2	1	0	1	19		
04	HARTHUN, Michael	*	4-11	0-5	3-6	0	2	2	1	11	1	4	0	1	31		
21	MOORE, Aaron	*	7-7	0-0	0-0	2	4	6	3	14	3	1	0	0	23		
30	PARKER, Renado	*	8-13	0-0	0-0	1	1	1	4	16	0	2	0	0	34		
03	WINSTON, Dre	*	4-6	0-0	1-1	1	0	1	2	9	0	4	0	1	16		
13	HARVEY, Michael	*	1-3	0-1	0-0	1	2	3	1	2	0	0	0	0	14		
14	WINSTON, Gary	*	0-2	0-2	0-0	0	1	1	0	0	0	0	0	0	18		
23	WHITMORE, Martin	*	1-1	0-0	0-0	0	0	0	0	2	0	0	0	1	4		
42	PROSSER, Lamont	*	0-0	0-0	0-0	0	0	0	0	0	0	1	0	0	1		
44	CATALDO, Brandon	*	0-1	0-0	0-0	0	1	1	2	0	1	1	0	2	8		
Team						2			5								
Totals			33-59	2-12	6-9	11	20	31	21	74	12	19	1	6	200		

FG % 1st Half: 12-27 44.4% 2nd half: 21-32 65.6% Game: 33-59 55.9% Deadball Rebounds 3  
 3FG % 1st Half: 2-9 22.2% 2nd half: 0-3 0.0% Game: 2-12 16.7%  
 FT % 1st Half: 0-2 0.0% 2nd half: 6-7 85.7% Game: 6-9 66.7%

Officials: Mark Cook, Chris Rastatter, Gregory Nixon  
 Technical fouls: Oregon State-TEAM, Portland State-None.  
 Attendance: 1500

Score by periods	1st	2nd	Total
Oregon State	32	47	79
Portland State	26	48	74

Points	In Paint	Off T/O	2nd Chance	Fast Break	Bench
OSU	56	27	18	2	25
PSU	50	23	10	14	13

Last FG - OSU 2nd-00:33, PSU 2nd-00:03.  
 Largest lead - OSU by 14 2nd-08:11, PSU by 9 1st-15:22.

Score tied - 1 time.  
 Lead changed - 1 time.

GAME 7 • Dec. 15 • Peter W. Stott Center, Portland, OR

**PORTLAND STATE 85, GEORGE FOX 74**

Vikings end five-game losing streak and improve to 2-1 at home... Lateef McMullan posts career-high eight assists, while Aaron Moore grabs season-best nine rebounds... PSU also hits season-high 10 three-pointers and has season-low seven turnovers.

**Official Basketball Box Score -- Game Totals -- Final Statistics**  
**George Fox vs Portland State**  
 12/15/12 7:35 p.m. at Peter W. Stott Center, Portland, OR

**George Fox 74 • 5-4**

#	Player	Total			3-Ptr			Rebounds			PF	TP	A	TO	Blk	Stl	Min
		FG-FGA	FG-FGA	FT-FTA	FG-FGA	FG-FGA	FT-FTA	Off	Def	Tot							
20	Brent, Seth	f	6-10	3-6	0-1	4	2	6	2	15	4	2	1	0	28		
05	Sanchez, Anthony	g	4-7	2-5	0-2	2	5	7	2	10	5	2	1	0	27		
11	Grant, A.J.	g	2-9	2-8	0-0	0	2	2	1	6	4	2	0	0	34		
23	Atkins, Sean	g	8-13	4-5	5-8	2	3	5	4	25	1	2	1	2	29		
33	Adrian, Jon	g	1-3	1-1	0-0	0	1	1	2	3	2	0	0	0	24		
00	Garlington, Josh	g	1-2	0-1	0-0	0	2	2	0	2	0	0	0	0	12		
04	Martin, Jason	g	2-6	1-3	0-0	1	1	2	3	5	2	1	0	0	15		
31	Bolte, Spencer	g	3-5	0-0	0-0	0	5	5	1	6	1	2	1	0	18		
55	Zandbergen, Matt	g	1-1	0-0	0-0	0	0	0	3	2	0	2	0	1	13		
Team						2			0								
Totals			28-56	13-29	5-11	11	21	32	18	74	19	14	4	3	200		

FG % 1st Half: 16-27 59.3% 2nd half: 12-29 41.4% Game: 28-56 50.0% Deadball Rebounds 3  
 3FG % 1st Half: 8-15 53.3% 2nd half: 5-14 35.7% Game: 13-29 44.8%  
 FT % 1st Half: 0-2 0.0% 2nd half: 5-9 55.6% Game: 5-11 45.5%

**Portland State 85 • 2-5**

#	Player	Total			3-Ptr			Rebounds			PF	TP	A	TO	Blk	Stl	Min
		FG-FGA	FG-FGA	FT-FTA	FG-FGA	FG-FGA	FT-FTA	Off	Def	Tot							
21	MOORE, Aaron	f	3-7	0-0	3-4	4	5	9	3	9	1	1	1	1	29		
30	PARKER, Renado	f	4-7	0-0	7-9	0	5	5	2	15	2	1	0	1	28		
01																	

**GAME 9 • Dec. 22 • Peter W. Stott Center, Portland, OR**

**WEBER STATE 73, PORTLAND STATE 69 (OT)**

Wildcats hit 4-5 shots in overtime to outlast Viks... PSU led 58-54 with more than four minutes left, but WSU comes up with seven-point possession to take lead... neither team scores in the last two minutes of regulation... career-high points and rebounds for Aaron Moore.

**Official Basketball Box Score -- Game Totals -- Final Statistics**  
**Weber State vs Portland State**  
 12/22/12 7:35 p.m. at Peter W. Stott Center, Portland, OR

**Weber State 73 • 6-3, 2-0**

#	Player	f	Total			3-Ptr			Rebounds			PF	TP	A	TO	Blk	Stl	Min
			FG-FGA	FT-FTA	FT-FTA	Off	Def	Tot	Off	Def	Tot							
13	OTIS, Frank	f	2-3	0-0	0-0	1	7	8	3	4	4	0	3	1	0	0	28	
15	BERRY, Davion	f	5-10	1-3	1-2	0	4	4	2	12	7	2	0	0	0	0	39	
44	TRESNAK, Kyle	c	6-9	0-0	0-0	3	2	5	3	12	0	2	2	0	0	0	37	
04	BAMFORTH, Scott	g	4-9	3-8	2-2	0	1	1	1	13	2	3	0	1	0	28		
05	RICHARDSON, Jordan	g	5-8	4-5	0-0	0	1	1	1	14	5	2	0	1	0	32		
00	WHEELWRIGHT, Gelaun	g	5-8	1-3	3-4	0	2	2	1	14	0	2	1	0	0	20		
21	BOLOMBOY, Joel	g	1-2	0-0	0-1	2	6	8	3	2	0	1	2	0	0	24		
32	WILLIAMS, Royce	g	1-3	0-0	0-0	0	1	1	0	2	0	1	0	0	0	6		
45	HAJEK, James	g	0-1	0-0	0-0	0	0	0	1	0	0	1	0	0	0	11		
<b>Team</b>						1 0 1			1									
<b>Totals</b>			29-53	9-19	6-9	7	24	31	15	73	18	15	8	3	225			
FG % 1st Half: 11-21 52.4%			2nd half: 14-27 51.9%			OT: 4-5 80.0%			Game: 29-53 54.7%			Deadball Rebounds 2						
3FG % 1st Half: 4-8 50.0%			2nd half: 4-9 44.4%			OT: 1-2 50.0%			Game: 9-19 47.4%									
FT % 1st Half: 1-2 50.0%			2nd half: 4-4 100.0%			OT: 1-3 33.3%			Game: 6-9 66.7%									

**Portland State 69 • 3-6, 1-1**

#	Player	f	Total			3-Ptr			Rebounds			PF	TP	A	TO	Blk	Stl	Min
			FG-FGA	FT-FTA	FT-FTA	Off	Def	Tot	Off	Def	Tot							
21	MOORE, Aaron	f	8-12	0-0	3-6	4	6	10	2	19	2	1	1	0	0	37		
30	PARKER, Renado	f	7-16	0-0	4-5	2	2	4	2	18	0	2	0	0	0	37		
01	McMULLAN, Lateef	g	4-11	0-0	2-2	0	4	4	2	10	7	1	0	0	0	39		
03	WINSTON, Dre	g	1-5	1-1	4-5	0	1	1	1	7	2	1	0	3	30			
04	HARTHUN, Michael	g	3-4	0-0	2-2	0	3	3	2	8	1	0	1	0	31			
13	HARVEY, Michael	g	0-0	0-0	0-0	0	0	0	1	0	0	0	0	2	7			
14	WINSTON, Gary	g	2-7	1-1	0-0	0	1	1	2	5	2	0	0	0	29			
23	WHITMORE, Martin	g	0-0	0-0	0-0	0	0	0	0	0	0	0	0	1	6			
44	CATALDO, Brandon	g	1-2	0-0	0-0	0	0	0	2	2	0	1	0	1	9			
<b>Team</b>						3 1 4			9 18 27			14 69			14 6 1 8 225			
FG % 1st Half: 11-26 42.3%			2nd half: 13-24 54.2%			OT: 2-7 28.6%			Game: 26-57 45.6%			Deadball Rebounds 3						
3FG % 1st Half: 1-1 100.0%			2nd half: 1-1 100.0%			OT: 0-0 0.0%			Game: 2-2 100.0%									
FT % 1st Half: 8-10 80.0%			2nd half: 5-8 62.5%			OT: 2-2 100.0%			Game: 15-20 75.0%									

Officials: Kelly Pfeifer, Chris Rastatter, Matthew Rukasin  
 Technical fouls: Weber State-OTIS, Frank. Portland State-PARKER, Renado.  
 Attendance: 802

**Score by periods**

	1st	2nd	OT	Total
Weber State	27	36	10	73
Portland State	31	32	6	69

	In	Off	2nd	Fast	Bench
Points	Paint	T/O	Chance	Break	
WSU	28	9	10	11	18
PSU	28	10	7	2	7

Last FG - WSU OT-01:07, PSU OT-02:56.  
 Largest lead - WSU by 9 1st-16:39, PSU by 6 2nd-19:53.

Score tied - 11 times.  
 Lead changed - 6 times.

**GAME 10 • Jan. 3 • Worthington Arena, Bozeman, MT**

**MONTANA STATE 62, PORTLAND STATE 59**

Vikings come back to tie from 14-point deficit with 7:35 to play... down eight with 12 seconds to play, still had a shot to tie at the buzzer, but missed... Vikings lose seventh straight road game dating to 2011-12... Moore has career-high rebounds, McMullan career-high threes.

**Official Basketball Box Score -- Game Totals -- Final Statistics**  
**Portland State vs Montana State**  
 01/03/13 7:05 pm at Bozeman, MT (Worthington Arena)

**Portland State 59 • 3-7/1-2 Big Sky**

#	Player	f	Total			3-Ptr			Rebounds			PF	TP	A	TO	Blk	Stl	Min
			FG-FGA	FT-FTA	FT-FTA	Off	Def	Tot	Off	Def	Tot							
21	MOORE, Aaron	f	6-11	0-1	5-6	7	5	12	4	17	0	5	0	0	0	31		
30	PARKER, Renado	f	3-7	0-0	1-2	3	3	6	1	7	0	2	0	0	0	31		
01	McMULLAN, Lateef	g	5-10	5-9	2-2	0	4	4	1	17	0	1	0	1	0	36		
03	WINSTON, Dre	g	3-8	0-3	2-4	1	2	3	1	8	4	1	0	1	0	30		
04	HARTHUN, Michael	g	3-7	2-6	0-0	0	1	1	1	8	0	2	0	0	0	30		
02	HALL, Marcus	g	0-1	0-1	0-0	0	0	0	0	0	0	0	0	0	0	2		
13	HARVEY, Michael	g	1-2	0-0	0-0	1	0	1	4	2	1	0	1	0	8			
14	WINSTON, Gary	g	0-9	0-8	0-0	0	2	2	0	2	0	0	0	0	24			
42	PROSSER, Lamont	g	0-0	0-0	0-0	0	0	0	2	0	0	0	0	1	3			
44	CATALDO, Brandon	g	0-1	0-0	0-0	0	0	0	0	0	0	0	0	0	5			
<b>Team</b>						1 7 8			13 24 37			16 59			7 11 1 3 200			
FG % 1st Half: 10-27 37.0%			2nd half: 11-29 37.9%			Game: 21-56 37.5%			Deadball Rebounds 3									
3FG % 1st Half: 2-10 20.0%			2nd half: 5-18 27.8%			Game: 7-28 25.0%												
FT % 1st Half: 0-0 0.0%			2nd half: 10-14 71.4%			Game: 10-14 71.4%												

**Montana State 62 • 4-7/1-2 Big Sky**

#	Player	f	Total			3-Ptr			Rebounds			PF	TP	A	TO	Blk	Stl	Min
			FG-FGA	FT-FTA	FT-FTA	Off	Def	Tot	Off	Def	Tot							
15	DAVIS, Flavien	f	6-12	1-2	3-5	1	4	5	1	16	1	4	0	0	0	30		
23	BLOUNT, Xavier	f	0-3	0-2	1-2	0	3	3	2	1	0	3	0	2	0	20		
04	EGWUONWU, Paul	c	7-12	0-1	0-0	2	5	7	3	14	3	0	0	1	35			
12	COLBERT, Marcus	g	1-3	1-3	1-2	0	1	1	1	4	5	2	0	1	24			
33	MOON, Christian	g	3-5	3-3	6-6	0	3	3	1	15	1	0	0	0	33			
02	BRUMWELL, Blake	g	0-0	0-0	0-0	0	0	0	1	0	0	0	0	0	3			
03	DISON, Michael	g	2-6	1-3	1-2	0	1	1	3	6	1	1	0	0	24			
21	ROBISON, Danny	g	0-0	0-0	0-0	0	1	1	0	0	1	0	0	0	3			
24	NORMAN, Eric	g	0-0	0-0	0-0	0	0	0	0	0	0	0	1	0	4			
40	BUDINICH, Jeff	g	0-1	0-1	0-0	0	0	0	0	0	0	0	0	0	2			
44	COLEMAN, Calen	g	3-6	0-2	0-0	2	4	6	1	6	1	1	0	1	22			
<b>Team</b>						0 1 1			5 23 28			13 62			13 11 1 5 200			
FG % 1st Half: 12-23 52.2%			2nd half: 10-25 40.0%			Game: 22-48 45.8%			Deadball Rebounds 2									
3FG % 1st Half: 4-11 36.4%			2nd half: 2-6 33.3%			Game: 6-17 35.3%												
FT % 1st Half: 1-1 100.0%			2nd half: 11-16 68.8%			Game: 12-17 70.6%												

Officials: Courtney Holmes, Jeffrey Kent, Jason Schaefer  
 Technical fouls: Portland State-None. Montana State-None.  
 Attendance: 2106

**Score by periods**

	1st	2nd	Total
Portland State	22	37	59
Montana State	29	33	62

	In	Off	2nd	Fast	Bench
Points	Paint	T/O	Chance	Break	
PSU	18	14	18	0	2
MSUM	24	19	4	2	12

Last FG - PSU 2nd-00:03, MSUM 2nd-00:59.  
 Largest lead - PSU None, MSUM by 14 2nd-12:04.

Score tied - 1 time.  
 Lead changed - 0 times.

**GAME 11 • Jan. 5 • Dahlberg Arena, Missoula, MT**

**MONTANA 62, PORTLAND STATE 55**

Vikings trail by 17 in second half but close it five in the late going... loss is eighth straight on the road dating to 2011-12 and eighth straight to Montana overall... Aaron Moore posts third straight double-double... Brandon Cataldo makes first career start.

**Official Basketball Box Score -- Game Totals -- Final Statistics**  
**Portland State vs Montana**  
 01/05/13 7:05pm at Missoula, MT Dahlberg Arena

**Portland State 55 • 3-8/1-3 BSC**

#	Player	f	Total			3-Ptr			Rebounds			PF	TP	A	TO	Blk	Stl	Min
			FG-FGA	FT-FTA	FT-FTA	Off	Def	Tot	Off	Def	Tot							
30	PARKER, Renado	f	4-10	0-0	4-6	0	7	7	1	12	0	0	1	0	31			
44	CATALDO, Brandon	c	1-2	0-0	0-0	0	2	2	1	2	0	0	1	0	8			
01	McMULLAN, Lateef	g	1-6	1-5	0-0	0	1	1	3	3	4	1	0	0	37			
03	WINSTON, Dre	g	3-8	1-3	2-2	1	1	2	2	9	2	2	0	0	26			
04	HARTHUN, Michael	g	3-7	1-4	0-0	0	1	1	3	7	1	2	0	0	26			
02	HALL, Marcus	g	0-0	0-0	0-1	1	1	2	0	0	0	0	0	0	3			
13	HARVEY, Michael	g	0-1	0-0	0-0	0	0	0	0	0	0	0	0	0	3			
14	WINSTON, Gary	g	3-5	1-2	1-2	0	0	0	1	8	0	0	0	0	32			
21	MOORE, Aaron	g	5-12	0-0	4-5	3	8	11	3	14	1	2	1	0	21			
23	WHITMORE, Martin	g	0-1	0-1	0-0	1	1	2	0									

GAME 13 • Jan. 12 • Peter W. Stott Center, Portland, OR

**PORTLAND STATE 79, NORTHERN ARIZONA 74**

Renado Parker ties his career-high for points and sets a season high in rebounds to lead Vks to second straight home win... PSU leads entire second half, but never by more than eight... third straight win over NAU... five in double figures for second straight game.

Official Basketball Box Score -- Game Totals -- Final Statistics  
Northern Arizona vs Portland State  
01/12/13 7:35 p.m. at Peter W. Stott Center, Portland, OR

Northern Arizona 74 • 5-11, 2-4

#	Player	Total			3-Ptr			Rebounds			PF	TP	A	TO	Blk	Stl	Min
		FG-FGA	FG-FGA	FT-FTA	FG-FGA	FG-FGA	FT-FTA	Off	Def	Tot							
20	BEVERNICK, Gaellan	f	7-10	0-1	0-1	2	3	5	4	14	2	3	1	3		32	
33	JACOBSEN, Max	f	7-9	0-0	0-0	1	5	6	4	14	3	1	0	0		29	
11	ROGERS, Gabe	g	7-14	2-7	1-1	0	0	0	1	17	4	0	0	0		30	
12	RUSSELL, DeWayne	g	4-10	2-5	0-1	0	0	0	3	10	4	6	0	0		36	
21	SALDIVAR, Stallon	g	2-3	0-0	2-4	0	8	8	0	6	6	4	0	2		35	
02	DUNN, Michael	g	2-3	1-2	4-4	0	2	2	1	9	0	3	1	2		20	
10	HEINE, Chris	g	0-0	0-0	0-0	0	0	0	0	0	0	0	0	0		0+	
34	MARTIN, Jordyn	g	0-2	0-0	0-0	0	2	2	2	0	3	1	1	0		8	
42	EKANEM, Ephraim	g	2-4	0-0	0-0	2	2	2	1	4	0	0	0	0		10	
Team						2	3	5									
Totals			31-55	5-15	7-11	7	23	30	16	74	22	18	3	7		200	
FG % 1st Half: 15-24		62.5%	2nd half: 16-31		51.6%	Game: 31-55		56.4%							Deadball Rebounds 0		
3FG % 1st Half: 2-6		33.3%	2nd half: 3-9		33.3%	Game: 5-15		33.3%									
FT % 1st Half: 0-0		0.0%	2nd half: 7-11		63.6%	Game: 7-11		63.6%									

Portland State 79 • 5-8, 3-3

#	Player	Total			3-Ptr			Rebounds			PF	TP	A	TO	Blk	Stl	Min
		FG-FGA	FG-FGA	FT-FTA	FG-FGA	FG-FGA	FT-FTA	Off	Def	Tot							
21	MOORE, Aaron	f	2-6	0-0	8-9	0	2	2	3	12	4	1	0	1		33	
30	PARKER, Renado	g	7-13	0-0	6-8	3	8	11	2	20	1	2	1	2		32	
01	McMULLAN, Lateef	f	4-7	2-3	3-5	0	2	2	3	13	7	5	0	3		35	
04	HARTHUN, Michael	g	4-10	3-4	2-2	0	1	1	0	13	4	1	0	1		37	
14	WINSTON, Gary	g	5-6	3-3	0-0	2	2	2	4	13	1	3	0	4		28	
03	WINSTON, Dre	g	1-4	0-2	0-0	0	3	3	1	2	1	0	0	1		14	
13	HARVEY, Michael	g	0-3	0-1	0-0	0	1	1	1	0	0	1	0	1		6	
23	WHITMORE, Martin	g	1-1	0-0	0-0	0	0	0	0	2	0	0	0	0		6	
44	CATALDO, Brandon	g	2-2	0-0	0-0	1	2	3	1	4	0	0	0	0		9	
Team						3	0	3									
Totals			26-52	8-13	19-24	7	21	28	15	79	18	14	1	13		200	
FG % 1st Half: 12-25		48.0%	2nd half: 14-27		51.9%	Game: 26-52		50.0%							Deadball Rebounds 1		
3FG % 1st Half: 3-4		75.0%	2nd half: 5-9		55.6%	Game: 8-13		61.5%									
FT % 1st Half: 7-10		70.0%	2nd half: 12-14		85.7%	Game: 19-24		79.2%									

Officials: Doug Sturdivan, John Weeks, Levon Zakarian  
Technical fouls: Northern Arizona-None, Portland State-None.  
Attendance: 844

Score by periods	1st	2nd	Total
Northern Arizona	32	42	74
Portland State	34	45	79

Points	In	Off	2nd	Fast	Bench
NAU	42	15	2	6	13
PSU	26	16	9	13	8

Last FG - NAU 2nd-00:10, PSU 2nd-03:04.  
Largest lead - NAU by 7 1st-18:38, PSU by 8 2nd-03:04.

Score tied - 4 times.  
Lead changed - 7 times.

GAME 14 • Jan. 17 • Butler-Hancock Pavilion, Greeley, CO

**NORTHERN COLORADO 67, PORTLAND STATE 50**

Vikings fall behind 14-4, 28-6, 39-12 in first half and never recover... Parker plays only three minutes due to ankle injury... PSU shoots season-low .339 from the field... Prosser has season highs of six points, eight rebounds... PSU 0-7 on road, nine straight road losses overall.

Official Basketball Box Score -- Game Totals -- Final Statistics  
Portland State vs Northern Colorado  
01/17/13 7:05 pm at Greeley, Colo. (Butler-Hancock)

Portland State 50 • 5-9, 3-4 BSC

#	Player	Total			3-Ptr			Rebounds			PF	TP	A	TO	Blk	Stl	Min
		FG-FGA	FG-FGA	FT-FTA	FG-FGA	FG-FGA	FT-FTA	Off	Def	Tot							
21	MOORE, Aaron	f	4-12	0-1	1-1	2	2	4	2	9	3	3	0	0		29	
30	PARKER, Renado	f	0-1	0-0	0-0	0	0	0	0	0	0	0	0	0		3	
01	McMULLAN, Lateef	g	2-7	1-3	2-2	0	3	3	1	7	1	2	0	1		31	
04	HARTHUN, Michael	g	2-6	1-3	0-0	0	4	4	2	5	1	1	0	0		25	
14	WINSTON, Gary	g	2-5	1-1	0-0	0	2	2	0	5	1	2	0	0		21	
03	WINSTON, Dre	g	1-5	1-3	1-2	2	1	3	0	4	0	2	0	0		19	
12	FOSTER, Alyx	g	0-1	0-0	0-0	0	0	0	0	0	0	2	0	0		12	
13	HARVEY, Michael	g	1-6	0-3	1-2	0	2	2	2	3	0	1	0	0		13	
23	WHITMORE, Martin	g	2-7	1-4	0-0	2	4	6	0	5	0	0	0	1		12	
42	PROSSER, Lamont	g	2-2	0-0	2-3	3	5	8	4	6	1	1	1	0		14	
44	CATALDO, Brandon	g	3-4	0-0	0-0	0	0	0	2	6	0	0	2	0		21	
Team						1	3	4									
Totals			19-56	5-18	7-10	10	26	36	13	50	9	12	3	2		200	
FG % 1st Half: 8-31		25.8%	2nd half: 11-25		44.0%	Game: 19-56		33.9%							Deadball Rebound 2		
3FG % 1st Half: 2-8		25.0%	2nd half: 3-10		30.0%	Game: 5-18		27.8%									
FT % 1st Half: 4-5		80.0%	2nd half: 3-5		60.0%	Game: 7-10		70.0%									

Northern Colorado 67 • 4-11, 2-5 BSC

#	Player	Total			3-Ptr			Rebounds			PF	TP	A	TO	Blk	Stl	Min
		FG-FGA	FG-FGA	FT-FTA	FG-FGA	FG-FGA	FT-FTA	Off	Def	Tot							
01	BARDEN, Derrick	f	3-5	0-0	2-2	2	7	9	0	8	0	2	0	0		27	
22	HUSKISSON, Tim	f	3-4	0-0	1-3	0	4	4	2	7	1	0	1	0		16	
34	OSBORNE, Connor	c	2-2	0-0	2-2	2	7	9	3	6	1	1	0	2		27	
05	SVIHOVEC, Tevin	g	1-6	0-0	1-2	0	3	3	2	3	5	2	0	2		27	
15	UNRUH, Tate	g	7-11	5-6	0-0	1	3	4	1	19	3	2	0	1		26	
00	DAVIS, James	g	0-0	0-0	0-0	0	1	1	0	0	0	0	0	0		4	
02	JAMES, Xzavier	g	0-0	0-0	0-0	0	0	0	1	0	1	1	0	0		3	
03	GARNICA, Paul	g	4-9	4-7	0-0	0	2	2	2	12	2	1	0	2		24	
10	McDAVIS, Cody	g	0-1	0-0	0-0	0	0	0	0	0	0	0	0	0		3	
21	KEANE, Brendan	g	1-3	0-0	0-0	0	0	0	2	2	0	0	0	0		6	
24	ADDO, Emmanuel	g	1-6	0-1	0-2	0	0	0	3	2	1	0	0	0		12	
25	DOUVIER, Bryce	g	0-0	0-0	0-0	0	0	0	0	0	0	0	0	0		3	
30	TUCKER, Greg	g	3-6	1-3	1-3	1	1	2	0	8	1	0	0	1		22	
Team						0	0	0									
Totals			25-53	10-17	7-14	6	28	34	16	67	15	9	1	8		200	
FG % 1st Half: 19-32		59.4%	2nd half: 6-21		28.6%	Game: 25-53		47.2%							Deadball Rebound 3		
3FG % 1st Half: 7-10		70.0%	2nd half: 3-7		42.9%	Game: 10-17		58.8%									
FT % 1st Half: 2-4		50.0%	2nd half: 5-10		50.0%	Game: 7-14		50.0%									

Officials: Robert Holloway, D.G. Nelson, Mark Riggs  
Technical fouls: Portland State-None, Northern Colorado-None.  
Attendance: 1341

Score by periods	1st	2nd	Total
Portland State	22	28	50
Northern Colorado	47	20	67

Points	In	Off	2nd	Fast	Bench
PSU	26	10	7	4	24
NC	20	9	4	12	24

Last FG - PSU 2nd-00:20, NC 2nd-01:52.  
Largest lead - PSU None, NC by 27 1st-05:56.

Score tied - 0 times.  
Lead changed - 0 times.

GAME 15 • Jan. 19 • Betty Englestad Center, Grand Forks, ND

**NORTH DAKOTA 85, PORTLAND STATE 76**

Vikings post best road shooting of the season but still fall short... Harthun scores season-high 19... leading scorer Renado Parker misses game with ankle injury... PSU drops to 0-8 on the road, 10 straight road loss overall.

Official Basketball Box Score -- Game Totals -- Final Statistics  
Portland State vs North Dakota  
01/19/13 2:05 p.m. at Grand Forks, N.D. (Sioux Center)

Portland State 76 • 5-10 <3-5 BSC>

#	Player	Total			3-Ptr			Rebounds			PF	TP	A	TO	Blk	Stl	Min
		FG-FGA	FG-FGA	FT-FTA	FG-FGA	FG-FGA	FT-FTA	Off	Def	Tot							
01	McMULLAN, Lateef	*	5-10	3-5	1-2	1	2	3	3	14	3	1	0	2		35	
04	HARTHUN, Michael	*	6-8	4-4	3-3	1	2	3	2	19	1	3	0	0		34	
14	WINSTON, Gary	*	4-8	2-3	1-2	1	1	2	1	11	4	5	0	3		32	
21	MOORE, Aaron	*	6-11	0-0	6-8	2											

## VIKING MEDIA

**RADIO:** Portland State basketball can be heard Freedom 970 AM in the Portland area. The internet stream can be picked up at [www.freedom970.com](http://www.freedom970.com). The Viking pregame show begins one half-hour prior to the scheduled tipoff. Basketball play-by-play man Tom Hewitt returns for his 12th season to call all the Viking action.

**TELEVISION:** PSU has two games scheduled to be televised in the Portland area during 2012-13.

Nov. 12	at Oregon	Pac-12
Dec. 12	Oregon State	CSNNW

**GOVIKS.COM:** Portland State will have live stats available for all home games on its athletics website, [GoViks.com](http://GoViks.com). In addition, news, information, schedules, scores and much more about Portland State Athletics can be found on the internet at [www.GoViks.com](http://www.GoViks.com).

**LIVE VIDEO STREAM:** All Big Sky Conference basketball games are available via live streaming video on the internet. Viking home games and conference road games can be accessed at [www.bigskytv.org](http://www.bigskytv.org). All live video streaming is provided FREE. Fans will have access to all conference games and archived games.

**VIKINGS ON SOCIAL NETWORKS:** Other ways to follow Viking Athletics include signing up on Twitter and Facebook. Portland State Head Basketball Coach Tyler Geving has his own Twitter account that Viking fans can follow. Those addresses are:

[www.Twitter.com/PSUCoachGev](http://www.Twitter.com/PSUCoachGev)  
[www.Twitter.com/PSU\\_Vikings](http://www.Twitter.com/PSU_Vikings)  
[www.facebook.com/PSUVIKINGS](http://www.facebook.com/PSUVIKINGS)

## MEDIA INFORMATION

Media seeking information, interviews, credentials or practice times for Viking basketball should contact Mike Lund in the Portland State Media Relations Office.

Office: 503.725.5602 • email: [lundm@pdx.edu](mailto:lundm@pdx.edu)

Visiting media should arrange for credentials and parking in advance. Limited parking is available. Parking and media passes, if requested more than a week in advance can be mailed. Requests made less than a week in advance will be left at will call.

### INTERVIEW POLICY

**COACH GEVING:** Tyler Geving is available daily by telephone in his office between 10 and 10:30 a.m.

**PLAYERS:** Media may interview players prior to practice. Practice will begin on time and then players will not be available until it concludes. Players are also not available on game day until following the game.

**PRACTICES:** For practice times, check the Portland State basketball weekly notes, or contact Mike Lund in the PSU Media Relations Office. Interviews can also be coordinated through the Media Relations Office.

### GAME NIGHT MEDIA FACILITIES

The Nudelman Room, located on the lower level of the Stott Center serves as a work room for Portland State Basketball media. To find the Nudelman Room, take the main stairway in the Stott Center lobby. At the bottom of the stairs, the Nudelman Room is located to the immediate right.

Media members should request players and coaches for post-game interviews in the media work room. Beverages will be available during the game.

Media requesting credentials will be provided with a seat on the southside press row in the PETER W. STOTT CENTER. Radio crews will have two seats with a phone line and ISDN line on the northside press row.

Pregame notes and programs are available prior to the game. Full box scores and play-by-play will be available at halftime and immediately following the completion of the game. Wireless internet is available inside the arena. Phones are available, as well as a pregame meal for media.

**Stott Center Wireless Information:** PSU signal  
 Username: [pdx04156](http://pdx04156) • Password: [Vik08ings](http://Vik08ings)

**Live press row stats:** Available for media who have a laptop computer. Go to <http://vikslive.statb.us>. The live stats are completely interactive.

## DIRECTIONS TO PORTLAND STATE AND THE PETER W. STOTT CENTER

The PSU campus is located in downtown Portland. It is bordered on the north by SW Market, on the east by SW 5th, on the south by I-405, and on the west by SW 13th.

**FROM THE NORTH:** I-5 southbound parallels the east bank of the Willamette river through Portland. Move into the left lane as you approach the Marquam Bridge. Cross the bridge and merge with I-405. Move into the right lane and take the SW 6th Avenue exit.

**FROM THE SOUTH:** Move into the center lane of I-5 northbound as you approach the city and merge with I-405. Move into the right lane and take the SW 6th Avenue exit.

**FROM THE EAST:** Move into the left lane of I-84 westbound as you approach the I-5 interchange. Take I-5 southbound and move into the left lane as you cross the Marquam Bridge. Merge with I-405, move into the right lane, and take the SW 6th Avenue exit.

**FROM THE WEST:** Proceed east on Highway 26 to Portland. Follow the signs to I-405. Follow I-405 to the 6th Avenue exit. Follow the signs north to PSU. The campus lies just off the freeway between 4th and 12th Avenues.

**THE PETER W. STOTT CENTER:** Media members who have requested parking passes, may park in Parking Structure 1, located on 6th Avenue between Hall and Harrison (two blocks off I-405). Then walk three blocks west on SW Hall through the Park Blocks. The Stott Center is on your left, adjacent to the library and Stott Community Field.

