

PAST SUGAR BOWL INFORMATION

Teams	Final	AP Pre/Post Ranking#	Pre-Game Records	Attendance/ Kickoff	Payout/ TV/Rating
1/1/1935					
Tulane (Ted Cox)	20	13-8	9-1-0	28,000	\$55,600
Temple (Warner)	14	3-9	7-0-2	1:30 p.m.	
1/1/1936					
TCU (Meyer)*	3	4-1	11-1-0	35,000	\$59,588
LSU (Moore)	2	1-3	9-1-0	1:30 p.m.	
1/1/1937					
Santa Clara (Shaw)	21	6	7-1-0	38,483	\$76,072
LSU (Moore)*	14	2	9-0-1	1:30 p.m.	
1/1/1938					
Santa Clara (Shaw)	6	9	8-0-0	40,000	\$87,986
LSU (Moore)*	0	8	9-0-1	1:15 p.m.	
1/2/1939					
TCU (Meyer)	15	1	10-0-0	44,308	\$132,824
*Carnegie Mellon (Kern)	7	6	7-1-0	1:15 p.m.	
1/1/1940					
Texas A&M (Norton)	14	1	10-0-0	73,000	\$134,526
Tulane (Dawson)	13	5	8-0-1	1:15 p.m.	
1/1/1941					
Boston College (Leahy)	19	5	10-0-0	68,486	\$142,150
Tennessee (Neyland)	13	4	10-0-0	1:15 p.m.	
1/1/1942					
Fordham (Crowley)	2	6	7-1-0	68,154	\$115,118
Missouri (Faurot)	0	7	8-1-0	1:15 p.m.	
1/1/1943					
Tennessee (Barnhill)	14	7	8-1-1	58,361	\$98,956
Tulsa (Frnka)	7	4	10-0-1	2:30 p.m.	
1/1/1944					
Georgia Tech (Alexander)	20	13	7-3-0	69,134	\$98,956
Tulsa (Frnka)	18	15	6-0-1	2:50 p.m.	
1/1/1945					
Duke (Cameron)	29	11	6-3-0	66,822	\$126,896
Alabama (Thomas)	26	NR	5-1-2	2 p.m.	
1/1/1946					
Okl. A&M (Lookabaugh)	33	5	8-0-0	75,000	\$132,072
St. Mary's (Phelan)	13	7	7-1-0	2 p.m.	
1/1/1947					
Georgia (Butts)	20	3	10-0-0	68,936	\$139,406
North Carolina (Snavelly)	10	9	8-1-1	2 p.m.	
1/1/1948					
Texas (Cherry)	27	5	9-1-0	73,000	\$167,104
Alabama (Drew)	7	6	8-2-0	1:45 p.m.	
1/1/1949					
Oklahoma (Wilkinson)	14	5	9-1-0	80,383	\$206,162
North Carolina (Snavelly)	6	3	9-0-1	1:45 p.m.	
1/2/1950					
Oklahoma (Wilkinson)	35	2	10-0-0	82,000	\$238,084
LSU (Tinsley)	0	9	8-2-0	1:45 p.m.	
1/1/1951					
Kentucky (Bryant)	13	7	10-1-0	80,206	\$238,428
Oklahoma (Wilkinson)*	7	1	10-0-0	1:45 p.m.	
1/1/1952					
Maryland (Tatum)	28	3	9-0-0	80,187	\$252,464
Tennessee (Neyland)*	13	1	10-0-0	1:45 p.m.	SB Delay
1/1/1953					
Georgia Tech (Dodd)*	24	2	11-0-0	80,205	\$257,260
Ole Miss (Vaught)	7	7	8-0-2	2 p.m.	DuMont
1/1/1954					
Georgia Tech (Dodd)*	42	8	8-2-1	71,666	\$289,338
West Virginia (Lewis)	19	10	8-1-0	1 p.m.	Para., ABC
1/1/1955					
Navy (Erdelatz)	21	5	7-2-0	80,190	\$320,000
Ole Miss (Vaught)	0	6	9-1-0	1 p.m.	Para., ABC
1/2/1956					
Georgia Tech (Dodd)	7	7	8-1-1	76,535	\$304,000
Pittsburgh (Michelsen)	0	11	7-3-0	1 p.m.	ABC
1/1/1957					
Baylor (Boyd)	13	11	8-2-0	78,084	\$310,984
Tennessee (Wyatt)	7	2	10-0-0	1 p.m.	ABC
1/1/1958					
Ole Miss (Vaught)	39	7	8-1-1	77,484	\$320,006
Texas (Royal)	7	11	6-3-1	1 p.m.	ABC

Teams	Final	AP Pre/Post Ranking#	Pre-Game Records	Attendance/ Kickoff	Payout/ TV/Rating
1/1/1959					
LSU (Dietzel)	7	1	10-0-0	80,331	\$320,006
Clemson (Howard)	0	12	8-2-0	1 p.m.	NBC
1/1/1960					
Ole Miss (Vaught)	21	2	9-1-0	81,141	\$330,000
LSU (Dietzel)*	0	3	9-1-0	1 p.m.	NBC
1/2/1961					
Ole Miss (Vaught)*	14	2	9-0-1	82,851	\$330,058
Rice (Neely)	6	20	7-3-0	1 p.m.	NBC
1/1/1962					
Alabama (Bryant)	10	1	10-0-0	82,910	\$340,000
Arkansas (Broyles)	3	9	8-2-0	1 p.m.	NBC
1/1/1963					
Ole Miss (Vaught)	17	3	9-0-0	82,900	\$350,000
Arkansas (Broyles)	13	6	9-1-0	1 p.m.	NBC
1/1/1964					
Alabama (Bryant)	12	8	8-2-0	80,785	\$340,000
Ole Miss (Vaught)*	7	7	7-0-2	1:07 p.m.	NBC
1/1/1965					
LSU (McClendon)	13	7	7-2-1	65,000	\$280,000
Syracuse (Schwartzwalder)	10	NR	7-3-0	1 p.m.	NBC
1/1/1966					
Missouri (Devine)	20	6	7-2-1	67,421	\$382,000
Florida (Graves)	18	NR	7-3-0	1 p.m.	NBC
1/2/1967					
Alabama (Bryant)*	34	3	11-0-0	82,000	\$472,000
Nebraska (Devaney)	7	6	9-1-0	1:09 p.m.	NBC
1/1/1968					
LSU (McClendon)	20	NR	6-3-1	78,963	\$430,000
Wyoming (Eaton)	13	6	10-0-0	1:02 p.m.	NBC
1/1/1969					
Arkansas (Broyles)	16	9-6	9-1-0	82,113	\$480,000
Georgia (Dooley)	2	4-8	8-0-2	1:02 p.m.	NBC
1/1/1970					
Ole Miss (Vaught)	27	13-8	7-3-0	82,500	\$698,792
Arkansas (Broyles)	22	3-7	9-1-0	12:45 p.m.	ABC
1/1/1971					
Tennessee (Battle)	34	4-4	10-1-0	78,685	\$659,568
Air Force (Martin)	13	11-16	9-2-0	Noon	ABC
1/1/1972					
Oklahoma (Fairbanks)	40	3-2	10-1-0	84,031	\$742,878
Auburn (Jordan)	22	5-12	9-1-0	11:07 a.m.	ABC
12/31/1972					
Oklahoma (Fairbanks)	14	2-2	10-1-0	80,123	n/a
Penn State (Paterno)	0	5-10	10-1-0	8:09 p.m.	ABC
12/31/1973					
Notre Dame (Parseghian)	24	3-1	10-0-0	85,161	\$900,412
Alabama (Bryant)	23	1-4	11-0-0	7:19 p.m.	ABC/25.3
12/31/1974					
Nebraska (Osborne)	13	8-9	8-3-0	67,890	\$961,112
Florida (Dickey)	10	18-15	7-3-0	7:12 p.m.	ABC
12/31/1975					
Alabama (Bryant)	13	4-3	10-1-0	75,212	\$1,000,000
Penn State (Paterno)	6	10-10	9-2-0	6:30 p.m.	ABC
1/1/1977					
Pittsburgh (Majors)	27	1-1	11-0-0	76,117	\$1,801,600
Georgia (Dooley)	3	4-10	10-1-0	11 a.m.	ABC
1/2/1978					
Alabama (Bryant)	35	3-2	10-1-0	76,811	\$1,867,164
Ohio State (Hayes)	6	9-10	9-2-0	1:10 p.m.	ABC
1/1/1979					
Alabama (Bryant)*	14	2-1	10-1-0	76,824	\$1,950,218
Penn State (Paterno)	7	1-4	11-0-0	1:14 p.m.	ABC/21.7
1/1/1980					
Alabama (Bryant)*	24	1-1	11-0-0	77,486	\$2,011,166
Arkansas (Holtz)	9	6-8	10-1-0	1:10 p.m.	ABC
1/1/1981					
Georgia (Dooley)	17	1-1	11-0-0	77,895	\$2,143,608
Notre Dame (Devine)	10	7-9	9-1-1	1:15 p.m.	ABC/23.3
1/1/1982					
Pittsburgh (Sherrill)	24	8-4	10-1-0	77,224	\$2,642,000
Georgia (Dooley)*	20	2-6	10-1-0	7:10 p.m.	ABC

PAST SUGAR BOWL INFORMATION

Teams	Final	AP Pre/Post Ranking (BCS)#	Pre-Game Records	Attendance/ Kickoff	Payout/ TV/Rating
1/1/1983					
Penn State (Paterno)*	27	2-1	10-1-0	78,124	\$3,600,000
Georgia (Dooley)	23	1-4	11-0-0	7:25 p.m.	ABC/24.4
1/2/1984					
Auburn (Dye)	9	3-3	10-1-0	77,893	\$3,600,000
Michigan (Schembechler)	7	8-10	9-2-0	7:14 p.m.	ABC
1/1/1985					
Nebraska (Osborne)*	28	5-4	9-2-0	75,608	\$4,560,000
LSU (Arnsparger)	10	11-15	8-2-1	7:09 p.m.	ABC
1/1/1986					
Tennessee (Majors)	35	8-4	8-1-2	77,423	\$4,560,000
Miami (Johnson)	7	2-9	10-1-0	7:10 p.m.	ABC
1/1/1987					
Nebraska (Osborne)	30	6-5	9-2-0	76,234	\$5,100,000
LSU (Arnsparger)	15	5-10	9-2-0	2:40 p.m.	ABC
1/1/1988					
Syracuse (MacPherson)	16	4-4	11-0-0	76,495	\$5,400,000
Auburn (Dye)	16	6-7	9-1-2	2:40 p.m.	ABC
1/2/1989					
Florida State (Bowden)*	13	4-3	10-1-0	75,098	\$6,000,000
Auburn (Dye)	7	7-8	10-1-0	7:45 p.m.	ABC
1/1/1990					
Miami (Erickson)*	33	2-1	10-1-0	77,452	\$6,500,000
Alabama (Curry)	25	7-9	10-1-0	7:51 p.m.	ABC
1/1/1991					
Tennessee (Majors)	23	10-8	8-2-2	75,132	\$7,100,000
Virginia (Welsh)	22	NR-23	8-3-0	7:56 p.m.	ABC
1/1/1992					
Notre Dame (Holtz)	39	18-13	9-3-0	76,447	\$7,400,000
Florida (Spurrier)	28	3-7	10-1-0	7:48 p.m.	ABC
1/1/1993					
Alabama (Stallings)	34	2-1	12-0-0	76,789	\$8,300,000
Miami (Erickson)	13	1-3	11-0-0	7:30 p.m.	ABC/18.2
1/1/1994					
Florida (Spurrier)	41	8-5	10-2-0	75,437	\$8,387,000
West Virginia (Nehlen)	7	3-7	11-0-0	7:30 p.m.	ABC
1/2/1995					
Florida State (Bowden)*	23	7-4	9-1-1	76,224	\$8,900,000
Florida (Spurrier)	17	5-7	10-1-1	7:50 p.m.	ABC
12/31/1995					
Virginia Tech (Beamer)	28	13-10	9-2	70,283	\$15.65 mil.
Texas (Mackovic)	10	9-14	10-1-1	6:10 p.m.	ABC
1/2/1997					
Florida (Spurrier)	52	3-1	11-1	78,344	\$16.85 mil.
Florida State (Bowden)	20	1-3	11-0	7:20 p.m.	ABC
1/1/1998					
Florida State (Bowden)	31	5-4	11-1	67,289	\$15.65 mil.
Ohio State (Cooper)	14	9-9	10-3	7:36 p.m.	ABC
1/1/1999					
Ohio State (Cooper)	24	3-2 (4)	10-1	76,503	\$25 mil.
Texas A&M (Slocum)	14	8-11 (6)	11-2	7:36 p.m.	ABC/11.5
1/4/2000 - BCS Championship					
Florida State (Bowden)	46	1-1 (1)	11-0	79,280	\$26 mil.
Virginia Tech (Beamer)	29	2-2 (2)	11-0	7:16 p.m.	ABC/17.5
1/2/2001					
Miami (Davis)	37	2-2 (3)	10-1	64,407	\$26 mil.
Florida (Spurrier)	20	7-10 (7)	10-2	7:09 p.m.	ABC/13.0
1/1/2002					
LSU (Saban)	47	12-7 (13)	9-3	77,688	\$26 mil.
Illinois (Turner)	34	7-12 (8)	10-1	7:45 p.m.	ABC/8.6
1/1/2003					
Georgia (Richt)	26	4-3 (3)	12-1	74,269	\$26 mil.
Florida State (Bowden)	13	16-21 (14)	9-4	7:40 p.m.	ABC/9.2
1/4/2004 - BCS Championship					
LSU (Saban)	21	2-2 (2)	12-1	79,342	BCS
Oklahoma (Stoops)	14	3-3 (1)	12-1	7:06 p.m.	ABC/14.8
1/3/2005					
Virginia Tech (Beamer)	13	9-10 (8)	10-2	77,349	BCS
Auburn (Tuberville)	16	3-2 (3)	12-0	7:06 p.m.	ABC/9.5
1/2/2006 (Atlanta, Ga.)					
West Virginia (Rodriguez)	38	11-5 (11)	10-1	74,458	BCS
Georgia (Richt)	35	8-10 (7)	10-2	8:51 p.m.	ABC/9.0

Teams	Final	AP Pre/Post Ranking (BCS)#	Pre-Game Records	Attendance/ Kickoff	Payout/ TV/Rating%
1/3/2007					
LSU (Miles)	41	4-3 (4)	10-2	77,781	BCS
Notre Dame (Weis)	14	11-17 (11)	10-2	7:31 p.m.	FOX/9.0
1/1/2008					
Georgia (Richt)	41	4-2 (5)	10-2	74,383	BCS
Hawai'i (Jones)	10	10-19 (10)	12-0	7:50 p.m.	FOX/7.0
1/7/2008 - Allstate BCS Championship (stand-alone, non-Sugar Bowl)					
LSU (Miles)	38	2-1 (2)	11-2	79,651	BCS
Ohio State (Tressel)	24	1-5 (1)	11-1	7:23 p.m.	FOX/14.4
1/2/2009					
Utah (Whittingham)	31	7-2 (6)	12-0	71,872	BCS
Alabama (Saban)	17	4-6 (4)	12-1	7:18 p.m.	FOX/7.8
1/1/2010					
Cincinnati (Quinn)	24	3-8 (3)	12-0	65,207	BCS
Florida (Meyer)*	51	5-3 (5)	12-1	7:45 p.m.	FOX/8.5
1/4/2011					
Ohio State (Tressel)&	31	6-5 (6)	11-1	73,879	BCS
Arkansas (Petrino)	26	8-12 (8)	10-2	7:38 p.m.	ESPN/8.2
1/3/2012					
Michigan (Hoke)	23	13-12 (13)	11-1	64,512	BCS
Virginia Tech (Beamer)	20	17-21 (11)	11-2	7:30 p.m.	ESPN/6.1
1/9/2012 - Allstate BCS Championship (stand-alone, non-Sugar Bowl)					
Alabama (Saban)	21	2-1 (2)	11-1	78,237	BCS
LSU (Miles)	0	1-2 (1)	13-0	7:30 p.m.	ESPN/14.0
1/2/2013					
Louisville (Strong)	33	21-13 (21)	10-2	54,178	BCS
Florida (Muschamp)	23	3-9 (3)	11-1	7:30 p.m.	ESPN/6.2
1/2/2014					
Oklahoma (Stoops)	45	11-6 (11)	10-2	70,473	BCS
Alabama (Saban)	31	3-7 (3)	11-1	7:32 p.m.	ESPN/9.3
1/1/2015 - College Football Playoff Semifinal at the Allstate Sugar Bowl					
Ohio State (Meyer)	42	5-1 (4)	12-1	74,682	CFP
Alabama (Saban)	35	1-4 (1)	12-1	8 p.m.	ESPN/28.527m
1/1/2016					
Oklahoma State (Gundy)	20	16-20 (13)	10-2	72,117	CFP
Ole Miss (Freeze)	48	12-10 (16)	9-3	7:40 p.m.	ESPN/9.068m
1/2/2017					
Auburn (Malzahn)	19	17-24 (14)	8-4	54,077	CFP
Oklahoma (Stoops)	35	7-5 (7)	10-2	7:50 p.m.	ESPN/9.713m
1/1/2018 - College Football Playoff Semifinal at the Allstate Sugar Bowl					
Alabama (Saban)	24	4-1 (4)	11-1	72,360	CFP
Clemson (Swinney)*	6	1-4 (1)	12-1	8:00 p.m.	ESPN/21.473m
1/1/2019					
Texas (Herman)	28	14-9 (16)	9-4	71,449	CFP
Georgia (Smart)	21	6-7 (5)	11-2	7:50 p.m.	ESPN/13.298m
1/1/2020					
Georgia (Smart)	26	5-4 (5)	11-2	55,211	CFP
Baylor (Rhule)	14	8-13 (7)	11-2	8:00 p.m.	ESPN/10.88m
1/1/2021 - College Football Playoff Semifinal at the Allstate Sugar Bowl					
Ohio State (Day)	49	3-2 (3)	6-0	3,000	CFP
Clemson (Swinney)	28	2-3 (2)	10-1	7:20 p.m.	ESPN/19.1m
1/1/2022					
Baylor (Aranda)	21	6-5 (6)	11-2	66,479	CFP
Ole Miss (Kiffin)	7	8-11 (8)	10-2	8:00 p.m.	ESPN/9.8m
12/31/2022					
Alabama (Saban)	45	5-5 (5)	11-2	60,437	CFP
Kansas State (Klieman)	20	11-14 (9)	10-4	11:10 a.m.	ESPN/9.175m
1/1/2024					
Texas (Sarkisian)	31	3-3 (3)	12-1	68,791	CFP
Washington (DeBoer)	37	2-2 (2)	13-0	8:00 p.m.	ESPN/9.175m

Pre-Game and Post-Game Rankings from the Associated Press (Final CFP Ranking which is released prior to the bowl season - was BCS Ranking from 1999-2014).

* Defending national champion.

& Ohio State's participation was later vacated.
BCS and CFP Payouts determined by a formula.

% Total viewers replaced rating for CFP era.

SUGAR BOWL COACHES

Coach	Year(s)	Record	School(s)
Bill Alexander*	1944	1-0	Georgia Tech
Dave Aranda	2022	1-0	Baylor
Bill Arnsparger	1985, 87	0-2	LSU
John Barnhill	1943	1-0	Tennessee
Bill Battle	1971	1-0	Tennessee
Frank Beamer*	1995, 00, 05, 12	1-3	Virginia Tech
Sam Boyd	1957	1-0	Baylor
Frank Broyles*	1962, 63, 69, 70	1-3	Arkansas
Paul "Bear" Bryant*	1951	1-0	Kentucky
	1962, 64, 67, 73, 75, 78, 79, 80	7-1	Alabama
Bobby Bowden*	1989, 95, 97, 98, 00, 03	4-2	Florida State
Wally Butts*	1947	1-0	Georgia
Eddie Cameron#	1945	1-0	Duke
J. Blair Cherry	1948	1-0	Texas
Ted Cox	1935	1-0	Tulane
John Cooper*	1998, 99	1-1	Ohio State
Jim Crowley#	1942	1-0	Fordham
Bill Curry	1990	0-1	Alabama
Red Dawson	1940	0-1	Tulane
Bob Devaney*	1967	0-1	Nebraska
Butch Davis	2001	1-0	Miami
Ryan Day	2021	1-0	Ohio State
Kalen DeBoer	2024	1-0	Washington
Dan Devine*	1966	0-1	Missouri
	1981	1-0	Notre Dame
Doug Dickey*	1974	0-1	Florida
Paul Dietzel	1959, 60	1-1	LSU
Bobby Dodd*	1953, 54, 56	3-0	Georgia Tech
Vince Dooley*	1969, 77, 81, 82, 83	1-4	Georgia
Red Drew	1948	0-1	Alabama
Pat Dye*	1984, 88, 89	1-1-1	Auburn
Lloyd Eaton	1968	0-1	Wyoming
Eddie Erdelatz	1955	1-0	Navy
Dennis Erickson*	1990, 93	1-1	Miami
Chuck Fairbanks	1972, 72 (Dec. 31)	2-0	Oklahoma
Don Faurot*	1942	0-1	Missouri
Hugh Freeze	2016	1-0	Ole Miss
Henry Frnka	1943, 44	0-2	Tulsa
Mike Gundy	2016	0-1	Oklahoma State
Ray Graves*	1966	0-1	Florida
Woody Hayes*	1978	0-1	Ohio State
Tom Herman	2019	1-0	Texas
Brady Hoke	2012	1-0	Michigan
Lou Holtz*	1980	0-1	Arkansas
	1992	1-0	Notre Dame
Frank Howard*	1959	0-1	Clemson
Jimmy Johnson*	1986	0-1	Miami
June Jones	2008	0-1	Hawai'i
Ralph "Shug" Jordan*	1972	0-1	Auburn
Lane Kiffin	2022	0-1	Ole Miss
Bill Kern	1939	0-1	@Carnegie Mellon
Chris Klieman	2022 (Dec. 31)	0-1	Kansas State
Frank Leahy*	1941	1-0	Boston College
Art Lewis	1954	0-1	West Virginia
Jim Lookabaugh	1946	1-0	%Oklahoma State
John Mackovic	1995	0-1	Texas
Dick MacPherson*	1988	0-0-1	Syracuse
Johnny Majors#	1977	1-0	Pittsburgh
	1986, 91	2-0	Tennessee

Coach	Year(s)	Record	School(s)
Gus Malzahn	2017	0-1	Auburn
Ben Martin	1971	0-1	Air Force
Charlie McClendon*	1965, 68	2-0	LSU
Dutch Meyer*	1936, 39	2-0	TCU
Urban Meyer	2010	1-0	Florida
	2015	1-0	Ohio State
John Michelosen	1956	0-1	Pittsburgh
Les Miles	2007	1-0	LSU
Bernie Moore*	1936, 37, 38	0-3	LSU
Will Muschamp	2013	0-1	Florida
Jess Neely*	1961	0-1	Rice
Don Nehlen*	1994	0-1	West Virginia
Bob Neyland*	1941, 52	0-2	Tennessee
Homer Norton*	1940	1-0	Texas A&M
Tom Osborne*	1974, 85, 87	3-0	Nebraska
Ara Parseghian*	1973	1-0	Notre Dame
Joe Paterno*	1972, 75, 79, 83	1-3	Penn State
Bobby Petrino	2011	0-1	Arkansas
Jim Phelan*	1946	0-1	St. Mary's
Jeff Quinn	2010	0-1	Cincinnati
Matt Rhule	2020	0-1	Baylor
Mark Richt*	2003, 06, 08	2-1	Georgia
Rich Rodriguez	2006	1-0	West Virginia
Darrell Royal*	1958	0-1	Texas
Nick Saban	2002, 04	2-0	LSU
	2009, 14, 15, 18, 22 (Dec. 31)	2-3	Alabama
Steve Sarkisian	2024	0-1	Texas
Bo Schembechler*	1984	0-1	Michigan
Ben Schwartzwalder*	1965	0-1	Syracuse
Buck Shaw*	1937, 38	2-0	Santa Clara
Jackie Sherrill	1982	1-0	Pittsburgh
R.C. Slocum*	1999	0-1	Texas A&M
Kirby Smart	2019, 20	1-1	Georgia
Carl Snavely*	1947, 49	0-2	North Carolina
Steve Spurrier*#	1992, 94, 95, 97, 01	2-3	Florida
Gene Stallings*	1993	1-0	Alabama
Dabo Swinney	2018/21	0-2	Clemson
Bob Stoops*	2004, 14, 17	2-1	Oklahoma
Charlie Strong	2013	1-0	Louisville
Jim Tatum*	1952	1-0	Maryland
Frank Thomas*	1945	0-1	Alabama
Gaynell Tinsley#	1950	0-1	LSU
Jim Tressel*&	2011	1-0	Ohio State
Tommy Tuberville	2005	1-0	Auburn
Ron Turner	2002	0-1	Illinois
Johnny Vaught*	1953, 55, 58, 60, 61, 63, 64, 70	5-3	Ole Miss
Pop Warner*	1935	0-1	Temple
Charlie Weis	2007	0-1	Notre Dame
George Welsh*	1991	0-1	Virginia
Kyle Whittingham	2008	1-0	Utah
Bud Wilkinson*	1949, 50, 51	2-1	Oklahoma
Bowden Wyatt*	1957	0-1	Tennessee

* - College Football Hall of Fame coaches (50)

- College Football Hall of Fame players who coached in the Sugar Bowl (5)

@ - Then Carnegie Tech

% - Then Oklahoma A&M

& Ohio State participation in 2011 game vacated (official Tressel record is 0-0)

SUGAR BOWL COACHES




Washington's Kalen DeBoer (left) and Steve Sarkisian from Texas at their press conference in advance of the 90th annual Allstate Sugar Bowl.




Clemson head coach Frank Howard congratulates LSU head coach Paul Dietzel at the after-party for the 1959 Sugar Bowl.



Hall of Fame coach Johnny Vaught directed Ole Miss to eight Sugar Bowl appearances, including a 1961 National Championship.



Frank Broyles not only played and coached in the Sugar Bowl, but he also broadcasted eight Sugar Bowls as an analyst for ABC.



SUGAR BOWL COACHES BY VICTORIES

Coach	Year(s)	School(s)	Record
Paul "Bear" Bryant	1951, 62, 64, 67, 73, 75, 78, 79, 80	Kentucky/Alabama	8-1
Johnny Vaught	1953, 55, 58, 60, 61, 63, 64, 70	Ole Miss	5-3
Bobby Bowden	1989, 95, 97, 98, 00, 03	Florida State	4-2
Nick Saban	2002, 04, 09, 14, 15, 18, 22	LSU/Alabama	4-3
Bobby Dodd	1953, 54, 56	Georgia Tech	3-0
Johnny Majors	1977, 86, 91	Pitt/Tennessee	3-0
Tom Osborne	1974, 85, 87	Nebraska	3-0

SUGAR BOWL COACHES BY APPEARANCES

Coach	Year(s)	School(s)	Record
Paul "Bear" Bryant	1951, 62, 64, 67, 73, 75, 78, 79, 80	Kentucky/Alabama	8-1
Johnny Vaught	1953, 55, 58, 60, 61, 63, 64, 70	Ole Miss	5-3
Nick Saban	2002, 04, 09, 14, 15, 18	LSU/Alabama	4-3
Bobby Bowden	1989, 95, 97, 98, 00, 03	Florida State	4-2
Vince Dooley	1969, 77, 81, 82, 83	Georgia	1-4
Steve Spurrier	1992, 94, 95, 97, 01	Florida	2-3
Frank Beamer	1995, 00, 05, 12	Virginia Tech	1-3
Joe Paterno	1972, 75, 79, 83	Penn State	1-3

SUGAR BOWL COACHES BY AGE (YOUNGEST)

Coach, School	Sugar Bowl	DOB	Age
Bill Battle, Tennessee	1/1/71	12/8/1941	29 years, 24 days
Ted Cox, Tulane	1/1/35	6/30/1903	31 years, 185 days
Bill Kern, Carnegie Mellon	1/2/39	9/2/1906	32 years, 122 days
Frank Leahy, Boston College	1/1/41	8/27/1908	32 years, 127 days
Red Dawson, Tulane	1/1/40	12/20/1906	33 years, 12 days
Darrell Royal, Texas	1/1/58	7/6/1924	33 years, 178 days
Paul Dietzel, LSU	1/1/59	9/5/1924	34 years, 118 days
Gaynell Tinsley, LSU	1/2/50	1/1/1915	35 years, 1 day
Paul Dietzel, LSU	1/1/60	9/5/1924	35 years, 118 days
Frank Broyles, Arkansas	1/1/62	12/26/1924	37 years, 6 days

PLAYER-COACHES


Twelve different Sugar Bowl players have come back to New Orleans as head coaches in the Sugar Bowl.

Name	Player	Coach
Gaynell Tinsley	1936, 1937 (LSU)	1950 (LSU)
Ray Graves	1941 (Tennessee)	1966 (Florida)
Frank Broyles	1944 (Georgia Tech)	1962, 1963, 1969, 1970 (Arkansas)
Darrell Royal	1949, 1950 (Oklahoma)	1958 (Texas)
Charlie McClendon	1951 (Kentucky)	1965, 1968 (LSU)
George Welsh	1955 (Navy)	1991 (Virginia)
Johnny Majors	1956 (Tennessee)	1977 (Pitt), 1986, 1991 (Tennessee)
Bill Battle	1962 (Alabama)	1971 (Tennessee)
Jimmy Johnson	1963 (Arkansas)	1986 (Miami)
Jackie Sherrill	1964 (Alabama)	1982 (Pitt)
Steve Spurrier	1966 (Florida)	1992, 1994, 1995, 1997, 2001 (Florida)
Dabo Swinney	1993 (Alabama)	2018, 2021 (Clemson)

MILLER-DIGBY AWARD-WINNERS

Since 1948, the Sugar Bowl has honored the most outstanding player in each game, using votes of the sportswriters and sportscasters covering the game. The award was established initially as a memorial to Warren V. Miller, the first president of the Bowl. In 1959, the name of the trophy was changed to the Miller-Digby Memorial Trophy, following the death of Fred J. Digby, one of the founders and the first general manager of the Bowl.

MILLER-DIGBY AWARD WINNERS - MVP of the Sugar Bowl



Jake Gibbs



Ken Stabler



Brian Johnson



Tim Tebow




Teddy Bridgewater



Ezekiel Elliott




Jalen Hurts



Sam Ehlinger



Tuf Borland




Justin Fields

YEAR	PLAYER	SCHOOL	POSITION	YEAR	PLAYER	SCHOOL	POSITION
1948	Bobby Layne	Texas	QB	1990	Craig Erickson	Miami	QB
1949	Jack Mitchell	Oklahoma	QB	1991	Andy Kelly	Tennessee	QB
1950	Leon Heath	Oklahoma	FB	1992	Jerome Bettis	Notre Dame	FB
1951	Walt Yowarsky	Kentucky	T	1993	Derrick Lassic	Alabama	HB
1952	Ed Modzelewski	Maryland	FB	1994	Errict Rhett	Florida	TB
1953	Leon Hardeman	Georgia Tech	HB	1995	Warrick Dunn	Florida State	TB
1954	Pepper Rodgers	Georgia Tech	QB	1995	Bryan Still	Virginia Tech	FL
1955	Joe Gattuso	Navy	FB	1997	Danny Wuerffel	Florida	QB
1956	Franklin Brooks	Georgia Tech	G	1998	E.G. Green	Florida State	WR
1957	Delbert Shofner	Baylor	HB	1999	David Boston	Ohio State	WR
1958	Raymond Brown	Ole Miss	QB	2000	Peter Warrick	Florida State	WR
1959	Billy Cannon	LSU	HB	2001	Ken Dorsey	Miami	QB
1960	Bobby Franklin	Ole Miss	QB	2002	Rohan Davey	LSU	QB
1961	Jake Gibbs	Ole Miss	QB	2003	Musa Smith	Georgia	RB
1962	Mike Fracchia	Alabama	FB	2004	Justin Vincent	LSU	RB
1963	Glynn Griffing	Ole Miss	QB	2005	Jason Campbell	Auburn	QB
1964	Tim Davis	Alabama	PK	2006	Steve Slaton	West Virginia	TB
1965	Doug Moreau	LSU	FL	2007	JaMarcus Russell	LSU	QB
1966	Steve Spurrier	Florida	QB	2008	Marcus Howard	Georgia	DE
1967	Kenny Stabler	Alabama	QB	2009	Brian Johnson	Utah	QB
1968	Glenn Smith	LSU	HB	2010	Tim Tebow	Florida	QB
1969	Chuck Dicus	Arkansas	FL	2011	Terrelle Pryor	Ohio State	QB
1970	Archie Manning	Ole Miss	QB	2012	Junior Hemingway	Michigan	WR
1971	Bobby Scott	Tennessee	QB	2013	Teddy Bridgewater	Louisville	QB
1972	Jack Mildren	Oklahoma	QB	2014	Trevor Knight	Oklahoma	QB
1972	Tinker Owens	Oklahoma	FL	2015*	Ezekiel Elliott (off.)	Ohio State	RB
1973	Tom Clements	Notre Dame	QB		Darron Lee (def.)	Ohio State	LB
1974	Tony Davis	Nebraska	FB	2016	Chad Kelly	Ole Miss	QB
1975	Richard Todd	Alabama	QB	2017	Baker Mayfield	Oklahoma	QB
1977	Matt Cavanaugh	Pittsburgh	QB	2018*	Jalen Hurts (off.)	Alabama	QB
1978	Jeff Rutledge	Alabama	QB		Da'Ron Payne (def.)	Alabama	NT
1979	Barry Krauss	Alabama	LB	2019	Sam Ehlinger	Texas	QB
1980	Major Ogilvie	Alabama	RB	2020	George Pickens	Georgia	WR
1981	Herschel Walker	Georgia	TB	2021*	Justin Fields (off.)	Ohio State	QB
1982	Dan Marino	Pittsburgh	QB		Tuf Borland (def.)	Ohio State	LB
1983	Todd Blackledge	Penn State	QB	2022	Terrel Bernard	Baylor	LB
1984	Bo Jackson	Auburn	TB	2022	Bryce Young	Alabama	QB
1985	Craig Sundberg	Nebraska	QB	2024*	Michael Penix (off.)	Washington	QB
1986	Daryl Dickey	Tennessee	QB		Bralen Trice (def.)	Washington	DE
1987	Steve Taylor	Nebraska	QB				
1988	Don McPherson	Syracuse	QB				
1989	Sammie Smith	Florida State	TB				

* College Football Playoff policies require an offensive and a defensive MVP for Playoff Semifinals.

COLLEGE FOOTBALL HALL OF FAME PLAYERS



Bruce Bosley




Billy Cannon



Jimbo Covert



Glenn Dorsey




E.J. Junior




Marty Lyons



Don McPherson



Johnny Roland



Vinny Testaverde



Ricky Williams

Since the establishment of the Sugar Bowl in 1935, the New Orleans classic has featured 158 future members of the College Football Hall of Fame (106 players, 52 coaches#). From the most recent class of Hall of Fame inductees (2024), the Sugar Bowl added Florida State running back Warrick Dunn (Sugar Bowl 1995 and 1997), Alabama defensive back Antonio Langham (Sugar Bowl 1993), Oklahoma nose guard Dewey Selmon (Sugar Bowl 1972, December), and Ohio State offensive lineman Chris Ward (Sugar Bowl 1978).

The first class of College Football Hall of Fame inductees was selected in 1951. That inaugural class included 54 legends and pioneers of the game like Walter Camp, Jim Thorpe, Red Grange, Amos Alonzo Stagg and Knute Rockne. Today more than 900 legendary players and coaches from NCAA Division I-A, I-AA, II, III and the NAIA are enshrined in the Hall.

To see the Hall of Fame coaches in the game, please turn to page 63.

- Steve Spurrier, who both played and coached in the Sugar Bowl, has been inducted into the Hall of Fame as a player and coach.

COLLEGE FOOTBALL HALL OF FAMERS IN THE SUGAR BOWL

Aldrich, Ki	TCU	1939	Maryland, Russell	Miami	1990
Alworth, Lance	Arkansas	1962	McKinnie, Bryant	Miami	2001
Baugh, Sammy	TCU	1936	McPherson, Don	Syracuse	1988
Beagle, Ron	Navy	1955	Meylan, Wayne	Nebraska	1967
Beasley, Terry	Auburn	1972	Mickal, Abe	LSU	1936
Blades, Bennie	Miami	1986	Modzelewski, Dick	Maryland	1952
Bosley, Bruce	West Virginia	1954	Moore, Corey	Virginia Tech	2000
Brahane, Tom	Oklahoma	1972, 1972 (Dec)	Morgan, Dan	Miami	2001
Brooks, Derrick	Florida State	1995	Morris, George	Georgia Tech	1953
Browner, Ross	Notre Dame	1973 (Dec)	Morris, Larry	Georgia Tech	1952, 1953
Butler, Kevin	Georgia	1982, 1983	Neighbors, Billy	Alabama	1962
Cannon, Billy	LSU	1959, 1960	Newsome, Ozzie	Alabama	1975, 1978
Cappelletti, John	Penn State	1972 (Dec)	Nguyen, Dat	Texas A&M	1999
Casper, Dave	Notre Dame	1973 (Dec)	O'Brien, Davey	TCU	1939
Caveness, Ronnie	Arkansas	1963	O'Rourke, Charlie	Boston College	1941
Chandler, Wes	Florida	1974	Owens, Jim	Oklahoma	1949, 1950
Cousineau, Tom	Ohio State	1978	Parilli, Babe	Kentucky	1951
Covert, Jimbo	Pittsburgh	1982	Pollack, David	Georgia	2003
Dicus, Chuck	Arkansas	1969, 1970	Pruitt, Greg	Oklahoma	1972, 1972
Dobbs, Glenn	Tulsa	1943	Rauch, John	Georgia	1947
Dorney, Keith	Penn State	1975 (Dec)	Reed, Ed	Miami	2001
Dorsett, Tony	Pittsburgh	1977	Rocker, Tracy	Auburn	1988, 1989
Dorsey, Glenn	LSU	2007	Roland, Johnny	Missouri	1966
Dunn, Warrick	Florida State	1995, 1997	Sanders, Deion	Florida State	1989
Falaschi, Nello	Santa Clara	1937	Scarbath, Jack	Maryland	1952
Fenimore, Bob	Oklahoma State	1946	Scott, Jake	Georgia	1969
Flowers, Charlie	Ole Miss	1958, 1960	Selmon, Dewey	Oklahoma	1972 (Dec)
Fralic, Bill	Pittsburgh	1982	Selmon, Lee Roy	Oklahoma	1972 (Dec)
Gain, Bob	Kentucky	1951	Shoate, Rod	Oklahoma	1972 (Dec)
Gibbs, Jake	Ole Miss	1960, 1961	Simons, Monk	Tulane	1935
Gilmer, Harry	Alabama	1945, 1948	Smith, Billy Ray	Arkansas	1980
Gladchuck, Chet	Boston College	1941	Spurrier, Steve	Florida	1966
Glass, Bill	Baylor	1957	Stanfill, Bill	Georgia	1969
Goodreault, Gene	Boston College	1941	Sullivan, Pat	Auburn	1972
Hoage, Terry	Georgia	1981, 1982, 1983	Taylor, Aaron	Notre Dame	1992
Holovak, Mike	Boston College	1941	Tebow, Tim	Florida	2010
Huff, Sam	West Virginia	1954	Testaverde, Vinny	Miami	1986
Jackson, Bo	Auburn	1984	Tinsley, Gus	LSU	1936, 1937
Jenkins, Darold	Missouri	1942	Torretta, Gino	Miami	1993
Jones, Stan	Maryland	1952	Vessels, Billy	Oklahoma	1951
Jordan, Lee Roy	Alabama	1962	Walker, Herschel	Georgia	1981, 1982, 1983
Junior, E.J.	Alabama	1978, 1979, 1980	Ward, Bob	Maryland	1952
Justice, Charlie	N. Carolina	1947	Ward, Chris	Ohio State	1998
Kavanaugh, Ken	LSU	1938	Warner, Curt	Penn State	1983
Kerr, George	Boston College	1941	Washington, Joe	Oklahoma	1972 (Dec)
Kimbrough, John	Texas A&M	1940	Weatherall, Jim	Oklahoma	1949, 1950, 1951
Langham, Antonio	Alabama	1993	Wedemeyer, Herman	St. Mary's	1946
Layne, Bobby	Texas	1948	Weiner, Art	N. Carolina	1947, 1949
Lester, Darrell	TCU	1936	Williams, Ricky	Texas	1995 (Dec.)
Little, Floyd	Syracuse	1965	Woerner, Scott	Georgia	1981
Lowe, Woodrow	Alabama	1973, 1975	Wuerffel, Danny	Florida	1995, 1997
Lyons, Marty	Alabama	1975, 1978, 1979			
Mancha, Vaughn	Alabama	1945, 1948			
Manning, Archie	Ole Miss	1970			
Marino, Dan	Pittsburgh	1982			

(Dec) - indicates Sugar Bowl was played in December of that year.

CONFERENCE CHAMPS IN THE SUGAR BOWL

Year	School	Conference	Result	Year	School	Conference	Result
1935	Tulane	SEC	Def. Temple, 20-14	1986	Tennessee	SEC	Def. Miami, 35-7
1936	LSU	SEC	Lost to TCU, 3-2	1987	LSU	SEC	Lost to Nebraska, 30-15
1937	LSU	SEC	Lost to Santa Clara, 21-14	1988	Auburn	SEC	Tied Syracuse, 16-16
1939	TCU	Southwest	Def. Carnegie Tech, 15-7	1989	Auburn	SEC	Lost to Florida State, 13-7
1940	Tulane	SEC	Lost to Texas A&M, 14-13	1990	Alabama	SEC	Lost to Miami, 33-25
1940	Texas A&M	Southwest	Def. Tulane, 14-13	1991	Tennessee	SEC	Def. Virginia, 23-22
1941	Tennessee	SEC	Lost to Boston College, 19-13	1992	Florida	SEC	Lost to Notre Dame, 39-28
1942	Missouri	Big Eight	Lost to Fordham, 2-0	1993	Alabama	SEC	Def. Miami, 34-13
1943	Tulsa	Missouri Valley	Lost to Tennessee, 14-7	1994	Florida	SEC	Def. West Virginia, 41-7
1944	Georgia Tech	SEC	Def. Tulsa, 20-18	1994	West Virginia	Big East	Lost to Florida, 41-7
1944	Tulsa	Missouri Valley	Lost to Georgia Tech, 20-18	1995(J)	Florida	SEC	Lost to Florida State, 23-17
1945	Duke	Southern	Def. Alabama, 29-26	1995(J)	Florida State	ACC	Def. Florida, 23-17
1946	Oklahoma A&M	Missouri Valley	Def. St. Mary's, 33-13	1995(D)	Texas	Southwest	Lost to Virginia Tech, 28-10
1947	Georgia	SEC	Def. North Carolina, 20-10	1995(D)	Virginia Tech	Big East	Def. Texas, 28-10
1947	North Carolina	Southern	Lost to Georgia, 20-10	1997	Florida	SEC	Def. Florida State, 52-20
1950	Oklahoma	Big Seven	Def. LSU, 35-0	1997	Florida State	ACC	Lost to Florida, 52-20
1951	Kentucky	SEC	Def. Oklahoma, 13-7	1998	Florida State	ACC	Def. Ohio State, 31-14
1951	Oklahoma	Big Seven	Lost to Kentucky, 13-7	1999	Ohio State	Big Ten	Def. Texas A&M, 24-14
1952	Tennessee	SEC	Lost to Maryland, 28-13	1999	Texas A&M	Big 12	Lost to Ohio State, 24-14
1952	Maryland	Southern	Def. Tennessee, 28-13	2000	Virginia Tech	Big East	Lost to Florida State, 46-29
1953	Georgia Tech	SEC	Def. Ole Miss, 24-7	2000	Florida State	ACC	Def. Virginia Tech, 46-29
1954	West Virginia	Southern	Lost to Georgia Tech, 42-19	2001	Florida	SEC	Lost to Miami, 37-20
1955	Ole Miss	SEC	Lost to Navy, 21-0	2001	Miami	Big East	Def. Florida, 37-20
1957	Tennessee	SEC	Lost to Baylor, 13-7	2002	LSU	SEC	Def. Illinois, 47-34
1959	LSU	SEC	Def. Clemson, 7-0	2002	Illinois	Big Ten	Lost to Illinois, 47-24
1959	Clemson	ACC	Lost to LSU, 7-0	2003	Georgia	SEC	Def. Florida State, 26-13
1961	Ole Miss	SEC	Def. Rice, 14-6	2003	Florida State	ACC	Lost to Georgia, 26-13
1962	Alabama	SEC	Def. Arkansas, 10-3	2004	LSU	SEC	Def. Oklahoma, 21-14
1963	Ole Miss	SEC	Def. Arkansas, 17-13	2004	Oklahoma	Big 12	Lost to LSU, 21-14
1964	Ole Miss	SEC	Lost to Alabama, 12-7	2005	Auburn	SEC	Def. Virginia Tech, 16-13
1967	Alabama	SEC	Def. Nebraska, 34-7	2005	Virginia Tech	ACC	Lost to Auburn, 16-13
1967	Nebraska	Big Eight	Lost to Alabama, 34-7	2006	Georgia	SEC	Lost to West Virginia, 38-35
1969	Georgia	SEC	Lost to Arkansas, 16-2	2006	West Virginia	Big East	Def. Georgia, 38-35
1969	Arkansas	Southwest	Def. Georgia, 16-2	2008	Hawai'i	WAC	Lost to Georgia, 41-10
1972(D)	Oklahoma	Big Eight	Def. Penn State, 14-0	2009	Utah	Mountain West	Def. Alabama, 31-17
1973	Alabama	SEC	Lost to Notre Dame, 24-23	2010	Cincinnati	Big East	Lost to Florida, 51-24
1975	Alabama	SEC	Def. Penn State, 13-6	2013	Louisville	Big East	Def. Florida, 33-23
1977	Georgia	SEC	Lost to Pittsburgh, 27-3	2015	Alabama	SEC	Lost to Ohio State, 42-35
1978	Alabama	SEC	Def. Ohio State, 35-6	2015	Ohio State	Big Ten	Def. Alabama, 42-35
1978	Ohio State	Big Ten	Lost to Alabama, 35-6	2017	Oklahoma	Big 12	Def. Auburn, 35-19
1979	Alabama	SEC	Def. Penn State, 14-7	2018	Clemson	ACC	Lost to Alabama, 24-6
1980	Alabama	SEC	Def. Arkansas, 24-9	2021	Ohio State	Big Ten	Def. Clemson, 49-28
1980	Arkansas	Southwest	Lost to Alabama, 24-9	2021	Clemson	ACC	Lost to Ohio State, 49-28
1981	Georgia	SEC	Def. Notre Dame, 17-10	2022(J)	Baylor	Big 12	Def. Ole Miss, 21-7
1982	Georgia	SEC	Lost to Pittsburgh, 24-20	2022(D)	Kansas State	Big 12	Lost to Alabama, 45-20
1983	Georgia	SEC	Lost to Penn State, 27-23	2024	Washington	Pac-12	Def. Texas, 37-31
1984	Auburn	SEC	Def. Michigan, 9-7	2024	Texas	Big 12	Lost to Washington, 37-31
1985	Nebraska	Big Eight	Def. LSU, 28-10				



The 2012 Louisville Cardinals were the 85th conference champion (won or shared title) to play in the Sugar Bowl. In addition, the Bowl has hosted 29 national champions in New Orleans (see Inside Front Cover for teams).

ALLSTATE SUGAR BOWL HALL OF FAME


The idea of a New Year's Day football classic in New Orleans was first presented in 1927 by Colonel James M. Thomson, publisher of the *New Orleans Item*, and sports editor Fred Digby. Digby continued to push the concept, convinced that football had a future and New Orleans should be a prominent part of it.

Finally, on January 1, 1935, the inaugural Sugar Bowl Classic kicked off with a proud Digby in attendance. While there was considerable doubt in the potential for the event, the teams in that first game, Tulane and Temple, were both paid nearly double their guarantees.


Since that first Classic, the Sugar Bowl has hosted 89 more games. Over its storied history, 52 Hall of Fame coaches have stalked the sidelines of the Sugar Bowl, while 106 College Football Hall of Fame players and 21 Heisman Trophy winners have shown their skills in the New Orleans event. Throughout history, Sugar Bowl fans have had the opportunity to experience the brilliance of 29 national championship teams.

The Sugar Bowl has always treasured its rich history, taking great pride in the quality of play the game has presented over the years. In the spring of 2017, a group of Sugar Bowl Committee members formulated the plan that established an official Sugar Bowl Hall of Fame.


Forty-eight Sugar Bowl participants have been inducted into the official Sugar Bowl Hall of Fame since its inception.



Sammy Baugh
TCU
1936




Jerome Bettis
Notre Dame
1992




Todd Blackledge
Penn State
1983



Bobby Bowden
Florida State
Six Sugar Bowls




Raymond Brown
Ole Miss
1958




Frank Broyles
Georgia Tech/Arkansas
Five Sugar Bowls



Bear Bryant
Kentucky/Alabama
Nine Sugar Bowls




Jimbo Covert
Pittsburgh
1982




Tony Davis
Nebraska
1974




Chuck Dicus
Arkansas
1969, 1970



Bobby Dodd
Georgia Tech
1953, 1954, 1956



Vince Dooley
Georgia
Five Sugar Bowls




Tony Dorsett
Pittsburgh
1977



Warrick Dunn
Florida State
1995, 1997




Jeremy Foley
Florida
Six Sugar Bowls



Jake Gibbs
Ole Miss
1960, 1961




Bobby Grier
Pittsburgh
1956




Glynn Griffing
Ole Miss
1963




Bo Jackson
Auburn
1984



Lee Roy Jordan
Alabama
1962



Bobby Layne
Texas
1948



Woodrow Lowe
Alabama
1973, 1975



Johnny Majors
Tennessee/Pitt
Four Sugar Bowls




Archie Manning
Ole Miss
1970


ALLSTATE SUGAR BOWL HALL OF FAME




Dan Marino
Pittsburgh
1982



Abe Mickal
LSU
1936



Bill Montgomery
Arkansas
1969, 1970




Doug Moreau
LSU
1965




Davey O'Brien
TCU
1939




Major Ogilvie
Alabama
1978, 1979, 1980



Tinker Owens
Oklahoma
1972




Ara Parseghian
Notre Dame
1973




Pepper Rodgers
Georgia Tech
1953, 1954




Darrell Royal
Oklahoma/Texas
1949, 1950, 1958




Deion Sanders
Florida State
1989



Bobby Scott
Tennessee
1971




Del Shofner
Baylor
1957




Claude Simons
Tulane
1935




Steve Slaton
West Virginia
2006



Steve Spurrier
Florida
Six Sugar Bowls



Gene Stallings
Alabama
1993




Charley Trippi
Georgia
1947




Johnny Vaught
Ole Miss
Eight Sugar Bowls



Herschel Walker
Georgia
1981, 1982, 1983




Peter Warrick
Florida State
2000



Scott Woerner
Georgia
1981



Danny Wuerffel
Florida
1995, 1997



Walt Yowarsky
Kentucky
1951

YEAR-BY-YEAR SUGAR BOWL STATISTICS

Year	Teams	Score	First Downs	Rushing Plays	Rushing Yards	Passes Attempted	Passes Completed	Had Intercepted	Passing Yards	Total Offense	Punts/Avg	Fumbles/ Lost	Penalties/ Yards
2024	Washington	37	25	31	102	39	29	0	430	532	3/36.0	1/1	5/38
	Texas	31	23	28	180	43	24	0	318	498	5/47.4	4/2	10/66
2022	Alabama	45	17	33	175	22	15	0	321	496	5/38.4	0/0	5/45
	Kansas State	20	18	39	191	35	18	2	210	401	5/42.0	1/0	6/40
2022	Baylor	21	12	41	279	17	7	1	40	319	6/36.0	0/0	5/55
	Ole Miss	7	20	54	138	35	17	3	184	322	5/47.6	0/0	7/49
2021	Ohio State	49	26	44	254	28	22	1	385	639	4/47.3	1/0	9/95
	Clemson	28	23	22	44	48	33	1	400	444	5/47.4	3/1	3/20
2020	Georgia	26	19	40	130	30	20	0	250	380	7/42.1	0/0	6/82
	Baylor	14	21	28	61	50	28	2	234	295	7/49.1	2/1	10/90
2019	Texas	28	20	49	178	28	20	0	177	355	5/41.4	1/0	6/60
	Georgia	21	20	30	72	34	20	1	212	284	5/37.6	2/1	3/35
2018	Alabama	24	16	42	141	24	16	0	120	261	6/35.5	1/1	2/10
	Clemson	6	14	33	64	37	18	2	124	188	7/39.3	0/0	4/29
2017	Auburn	19	22	46	185	27	13	1	154	339	5/49.2	0/0	6/63
	Oklahoma	35	28	43	228	28	19	0	296	524	3/45.7	2/0	10/100
2016	Oklahoma State	20	20	30	63	45	27	0	303	366	7/38.1	2/1	7/77
	Ole Miss	48	28	37	207	35	22	1	347	554	4/45.8	1/0	5/75
2015	Ohio State	42	23	42	281	36	19	1	256	537	6/46.5	2/1	4/24
	Alabama	35	21	34	170	36	22	3	237	407	7/55.0	0/0	4/36
2014	Oklahoma	45	24	30	81	44	32	1	348	429	6/42.3	1/0	11/95
	Alabama	31	20	35	129	30	19	2	387	516	4/43.5	3/3	6/45
2013	Louisville	33	23	36	70	32	20	1	266	336	1/39.0	2/0	2/25
	Florida	23	17	30	111	29	16	2	175	286	4/41.2	1/1	9/98
2012	Michigan	23	12	30	56	22	10	1	128	184	5/36.2	2/0	4/26
	Virginia Tech	20	22	48	163	28	19	1	214	377	1/36.0	1/1	7/68
2011	Ohio State*	31	20	45	225	25	14	0	221	446	5/31.2	2/0	2/15
	Arkansas	26	23	31	125	47	24	1	277	402	7/43.7	3/0	6/48
2010	Cincinnati	24	19	23	76	45	27	0	170	246	6/42.2	1/0	3/40
	Florida	51	28	34	177	36	31	0	482	659	1/44.0	0/0	12/90
2009	Utah	31	22	24	13	41	27	0	336	349	6/45.2	3/1	10/91
	Alabama	17	15	33	31	30	18	2	177	208	4/41.5	1/1	7/67
2008	Hawaii	10	20	18	-5	57	35	4	311	306	3/34.0	2/2	11/90
	Georgia	41	19	40	159	27	14	1	175	334	3/48.3	1/0	11/100
2007	Notre Dame	14	17	31	143	35	15	2	148	291	5/47.4	0/0	4/40
	LSU	41	31	37	245	34	21	1	332	577	2/43.5	2/1	9/95
2006	West Virginia	38	27	63	382	14	11	0	120	502	4/36.0	1/0	9/74
	Georgia	35	27	28	224	33	20	0	277	501	3/45.7	4/3	4/50
2005	Virginia Tech	13	19	22	76	38	21	2	299	375	5/35.2	0/0	7/57
	Auburn	16	14	43	110	16	11	1	189	299	4/43.0	1/1	4/35
2004	LSU	21	13	40	159	24	14	2	153	312	8/34.0	1/1	8/65
	Oklahoma	14	12	33	52	37	13	2	102	154	8/45.9	2/0	11/70
2003	Florida State	13	18	41	115	26	13	0	147	262	5/40.4	2/1	5/37
	Georgia	26	11	36	151	15	10	2	125	276	4/48.3	1/1	6/59
2002	Illinois	34	13	21	61	36	15	1	302	363	9/40.4	1/1	4/39
	LSU	47	32	44	151	53	31	0	444	595	8/39.4	2/1	13/113
2001	Miami	37	29	43	184	40	22	2	270	454	2/44.0	0/0	11/109
	Florida	20	25	20	140	51	24	3	312	452	5/46.8	0/0	9/79
2000	Virginia Tech	29	24	52	278	29	15	0	225	503	6/29.3	3/3	6/65
	Florida State	46	15	23	30	34	20	1	329	359	7/44.3	2/0	7/59
1999	Texas A&M	14	17	27	96	39	22	0	187	283	10/39.8	1/1	6/43
	Ohio State	24	25	42	210	38	21	0	222	432	6/38.3	3/0	6/61
1998	Ohio State	14	21	44	118	36	16	3	207	325	7/45.4	1/0	10/70
	Florida State	31	18	27	60	33	22	2	334	394	6/42.7	0/0	9/74
1997	Florida	52	26	43	168	34	18	1	306	474	7/48.1	1/0	15/102
	Florida State	20	13	21	42	41	17	2	271	313	8/46.4	0/0	14/115
1995	Virginia Tech	28	20	32	105	34	18	1	266	371	9/33.2	5/2	11/99
	Texas	10	15	33	78	37	14	3	148	226	9/40.0	2/1	9/91
1995	Florida State	23	21	30	76	41	24	0	325	401	4/39.0	0/0	7/62
	Florida	17	23	29	5	43	30	1	449	454	3/45.7	2/2	8/57
1994	West Virginia	7	16	31	122	40	16	1	143	265	8/42.5	2/1	8/71
	Florida	41	30	48	201	39	24	1	281	482	3/52.7	2/1	5/43

YEAR-BY-YEAR SUGAR BOWL STATISTICS

Year	Teams	Score	First Downs	Rushing Plays	Rushing Yards	Passes Attempted	Passes Completed	Had Intercepted	Passing Yards	Total Offense	Punts/Avg	Fumbles/ Lost	Penalties/ Yards
1993	Miami	13	16	18	48	56	24	3	278	326	5/41.6	4/1	6/37
	Alabama	34	15	60	267	13	4	2	18	285	6/44.5	0/0	7/46
1992	Notre Dame	39	23	49	279	19	14	1	154	433	2/34.0	4/3	3/15
	Florida	28	29	33	141	58	28	2	370	511	2/52.5	0/0	4/40
1991	Virginia	22	25	58	287	24	9	3	62	349	1/48.0	1/0	5/30
	Tennessee	23	28	38	191	35	24	2	273	464	2/20.0	1/1	5/65
1990	Alabama	25	17	29	38	43	27	1	214	252	8/38.3	0/0	3/24
	Miami	33	24	50	227	27	17	1	250	477	5/31.4	2/2	11/77
1989	Auburn	7	18	36	108	33	19	3	162	270	4/35.8	3/2	5/65
	Florida State	13	21	47	148	27	14	1	157	305	4/35.0	2/1	6/45
1988	Auburn	16	14	22	41	34	25	1	229	270	6/44.8	1/0	5/43
	Syracuse	16	23	55	174	21	11	0	140	314	5/35.6	2/0	2/20
1987	Nebraska	30	22	60	242	20	11	0	110	352	4/30.3	5/2	5/78
	LSU	15	10	29	32	30	14	2	159	191	6/42.0	6/1	12/130
1986	Miami	7	22	30	32	44	23	4	237	269	6/37.7	5/2	15/120
	Tennessee	35	16	43	211	25	15	1	131	342	6/39.2	2/1	11/125
1985	LSU	10	19	34	183	38	20	5	221	404	4/39.8	3/1	5/36
	Nebraska	28	23	59	280	18	10	3	143	423	5/30.6	0/0	9/74
1984	Michigan	7	12	31	118	25	9	1	125	243	8/38.4	2/1	6/49
	Auburn	9	21	67	301	6	2	1	21	322	4/42.0	4/3	3/15
1983	Penn State	27	19	44	139	23	13	0	228	367	7/42.6	2/1	7/42
	Georgia	23	19	46	160	28	12	2	166	326	8/41.8	3/0	7/39
1982	Pittsburgh	24	27	44	208	41	26	2	261	469	2/44.5	5/3	14/96
	Georgia	20	11	36	141	15	8	2	83	224	6/39.5	2/2	5/35
1981	Georgia	17	10	52	120	13	1	0	7	127	11/38.5	0/0	6/32
	Notre Dame	10	17	50	190	28	14	3	138	328	5/42.0	1/1	8/69
1980	Alabama	24	18	53	284	7	4	0	70	354	8/36.3	1/1	7/61
	Arkansas	9	21	41	97	40	22	2	245	342	7/36.3	1/1	1/15
1979	Penn State	7	12	38	19	30	15	4	163	182	10/38.7	2/0	8/51
	Alabama	14	12	60	208	15	8	2	91	299	10/38.8	2/1	11/75
1978	Ohio State	6	13	38	160	17	7	3	103	263	4/37.5	0/0	4/40
	Alabama	35	25	68	280	11	8	0	109	389	1/33.0	10/2	1/5
1977	Pittsburgh	27	24	66	288	18	10	0	192	480	5/36.8	2/1	6/66
	Georgia	3	14	40	135	22	3	4	46	181	8/47.1	4/2	4/30
1975	Penn State	6	12	41	157	14	8	1	57	214	4/48.5	1/0	0/0
	Alabama	13	14	49	106	12	10	0	210	316	5/40.8	1/0	3/22
1974	Nebraska	13	18	60	304	14	2	4	16	320	4/37.0	3/1	2/17
	Florida	10	13	55	178	10	5	1	97	275	6/32.5	3/1	5/41
1973	Notre Dame	24	20	59	252	12	7	0	169	421	5/35.8	4/3	5/45
	Alabama	23	23	52	190	15	10	0	127	317	6/46.3	5/2	3/32
12/72	Penn State	0	11	28	49	31	12	1	147	196	10/42.9	6/4	3/15
	Oklahoma	14	20	76	278	12	7	0	175	453	8/32.8	8/5	3/55
1/72	Oklahoma	40	28	87	439	4	1	0	11	450	5/35.4	5/2	3/12
	Auburn	22	15	19	40	45	20	2	250	290	5/45.2	4/1	0/0
1971	Air Force	13	15	24	-12	46	23	4	239	227	8/34.5	7/4	0/0
	Tennessee	34	24	42	86	46	24	2	306	392	5/31.4	7/3	8/74
1970	Ole Miss	27	21	36	154	35	21	2	273	427	6/37.7	0/0	11/101
	Arkansas	22	24	37	189	35	17	2	338	527	2/30.5	1/1	3/22
1969	Arkansas	16	13	41	40	39	17	1	185	225	10/33.6	4/2	4/31
	Georgia	2	13	47	75	31	11	3	117	192	10/38.6	7/5	4/25
1968	LSU	20	12	48	151	20	6	0	91	242	9/31.1	-/0	3/25
	Wyoming	13	20	48	167	24	14	4	239	406	4/49.0	-/1	5/65
1967	Alabama	34	19	44	157	26	15	1	279	436	4/35.3	3/1	1/15
	Nebraska	7	16	25	84	38	22	5	213	297	5/38.8	5/2	2/30
1966	Florida	18	18	16	-2	46	27	1	352	350	6/32.5	2/2	3/25
	Missouri	20	18	62	257	14	5	1	50	307	5/44.0	1/1	2/30
1965	LSU	13	11	46	161	15	6	1	114	275	9/36.2	4/0	4/46
	Syracuse	10	10	35	151	20	9	1	52	203	6/37.5	3/1	5/55
1964	Ole Miss	7	9	27	77	21	11	3	171	248	4/44.0	11/6	5/45
	Alabama	12	14	58	165	11	3	1	29	194	5/36.8	6/3	3/15
1963	Ole Miss	17	22	58	160	28	18	1	269	429	2/36.0	1/1	4/40
	Arkansas	13	7	29	47	18	6	2	123	170	4/38.3	2/0	2/1

YEAR-BY-YEAR SUGAR BOWL STATISTICS

Year	Teams	Score	First Downs	Rushing Plays	Rushing Yards	Passes Attempted	Passes Completed	Had Intercepted	Passing Yards	Total Offense	Punts/Avg	Fumbles/ Lost	Penalties/ Yards
1962	Alabama	10	12	49	234	10	4	0	20	254	6/23.0	3/3	5/53
	Arkansas	3	7	36	113	12	2	3	55	168	7/33.9	3/1	6/34
1961	Rice	6	19	50	103	28	14	4	178	281	3/34.0	2/0	6/30
	Ole Miss	14	13	40	143	15	5	0	43	186	5/40.4	1/1	2/10
1960	LSU	21	6	32	-15	25	9	1	89	74	12/34.1	2/0	4/30
	Ole Miss	0	19	51	140	27	15	2	223	363	6/37.5	4/2	7/65
1959	LSU	7	9	37	114	11	4	0	68	182	6/41.5	4/2	5/35
	Clemson	0	12	64	168	4	2	0	23	172	6/29.7	3/2	2/20
1958	Ole Miss	39	18		304	16	7	0	71	375	7/34.7	5/2	9/95
	Texas	7	13		192	11	2	4	14	206	5/38.2	7/4	6/30
1957	Baylor	13	14	64	275	11	3	0	24	299	8/32.6	0/0	6/60
	Tennessee	7	11	39	146	10	1	1	16	162	5/41.6	1/1	5/55
1956	Georgia Tech	7	10	43	142	3	0	1	0	142	6/33.8	2/0	1/15
	Pittsburgh	0	19	52	217	18	8	1	94	311	4/38.8	4/2	8/72
1955	Navy	21	20	55	295	28	12	4	147	442	4/33.8	1/0	1/15
	Ole Miss	0	5	33	78	18	5	0	43	121	9/36.1	2/1	6/15
1954	Georgia Tech	42	19		170	35	20	2	268	438	1/36.0	3/1	7/45
	West Virginia	19	19		233	16	7	2	76	301	2/28.5	5/4	5/35
1953	Georgia Tech	24	16		194	18	10	1	101	295	6/41.8	5/2	5/42
	Ole Miss	7	15		137	23	11	3	150	287	7/35.4	5/3	6/60
1952	Maryland	28	18	64	289	13	7	1	63	352	8/38.0	7/1	12/120
	Tennessee	13	12	35	81	19	9	4	75	156	7/43.0	2/2	2/20
1951	Kentucky	13	7	40	84	12	9	0	105	189	8/41.9	1/0	6/40
	Oklahoma	7	18	59	189	8	3	1	38	227	6/33.7	7/5	2/30
1950	Oklahoma	35	16	61	315	11	2	2	74	389	7/37.0	6/4	8/40
	LSU	0	8	42	39	20	9	4	120	159	8/30.4	5/4	6/40
1949	Oklahoma	14	15		186	4	1	0	43	229	5/36.8	1/1	-/40
	North Carolina	6	12		128	21	8	2	82	210	7/38.0	0/0	-/30
1948	Texas	27	14	48	59	24	10	0	183	242	6/33.2	-/2	1/5
	Alabama	7	7	28	41	17	4	2	62	103	8/38.6	-/1	3/15
1947	Georgia	20	12		175	14	3	1	81	256	7/32.7	0/0	
	North Carolina	10	17		166	14	8	1	99	265	6/38.0	1/1	
1946	Oklahoma A&M	33	20	52	217	13	6	4	112	329	4/52.8	3/0	3/46
	St. Mary's	13	10	17	66	23	11	3	180	246	5/42.2	3/2	5/40
1945	Alabama	26	8	31	101	8	8	0	145	246	6/40.7	1/1	1/1
	Duke	29	21	64	314	8	4	1	46	360	4/39.8	6/1	1/7
1944	Georgia Tech	20	25		373	16	4	1	83	456	6/38.0	-/3	-/60
	Tulsa	18	8		211	15	6	1	87	298	7/34.0	-/1	-/50
1943	Tennessee	14	14		208	17	7	0	88	296	10/41.0	2/2	9/100
	Tulsa	7	10		-39	27	17	2	168	129	14/43.0	0/0	5/44
1942	Fordham	2	10		137	4	0	0	0	137	9/34.0	3/1	-/30
	Missouri	0	8		148	5	2	2	21	169	6/36.0	3/2	-/10
1941	Boston College	19	11		142	14	6	3	106	248	6/35.0	1/1	3/25
	Tennessee	13	13		124	22	9	2	121	245	7/36.0	1/1	4/36
1940	Texas A&M	14	18		244	15	8	1	62	306	6/44.0	2/2	2/30
	Tulane	13	8		193	4	0	0	0	193	11/34.0	1/0	2/30
1939	TCU	15	17		142	28	17	0	225	367	1/40.0	0/0	-/5
	Carnegie Tech	7	10		129	8	3	2	59	188	6/40.0	0/0	-/20
1938	Santa Clara	6	4		34	13	5	0	67	101	14/36.0	-/3	-/30
	LSU	0	11		106	21	8	3	95	201	14/32.0	-/0	-/35
1937	Santa Clara	21	10		108	12	6	4	74	182	12/42.0	-/4	-/42
	LSU	14	7		44	21	7	2	125	169	13/36.0	-/6	0/0
1936	TCU	3	6		121	8	3	1	54	175	14/48.0	2/1	4/20
	LSU	2	9		120	21	3	3	59	179	13/44.7	3/2	3/33
1935	Tulane	20	9	43	117	15	6	1	80	197	10/35.2	3/2	2/10
	Temple	14	13	59	181	12	3	1	21	202	12/34.0	3/0	1/5

* - Ohio State's participation was later vacated.

SUGAR BOWL RECORD BOOK - TEAM

TOTAL OFFENSE

Most Total Plays, Sugar Bowl

97—LSU vs. Illinois, Jan. 2, 2002
 91—Oklahoma vs. Auburn, Jan. 1, 1972
 91—Florida vs. Notre Dame, Jan. 1, 1992
 89—Ole Miss vs. Baylor, Jan. 1, 2022
 88—Tennessee vs. Air Force, Jan. 1, 1971
 88—Oklahoma vs. Penn State, Dec. 31, 1972

Most Total Plays, College Football Playoff games

99—Clemson vs. Alabama, NCG, Jan. 9, 2017
 90—Clemson vs. Oklahoma, Orange Semi, Dec. 31, 2015
 85—Clemson vs. Alabama, NCG, Jan. 11, 2016
 85—Clemson vs. Ohio State, Fiesta Semi, Dec. 31, 2016
 85—Ohio State vs. Clemson, Fiesta Semi, Dec. 29, 2019
 85—Alabama vs. Georgia, NCG, Jan. 10, 2022

Most Total Plays, All Bowls

115—Northwestern vs. Auburn, Outback, Jan. 1, 2010

Fewest Total Plays, Sugar Bowl

45—Alabama vs. Texas, Jan. 1, 1948
 46—Georgia Tech vs. Pittsburgh, Jan. 2, 1956
 47—Arkansas vs. Ole Miss, Jan. 1, 1963
 48—Three times, Last: Ole Miss vs. Alabama, Jan. 1, 1964

Fewest Total Plays, College Football Playoff games

51—TCU vs. Georgia, NCG, Jan. 9, 2023
 55—Alabama vs. Notre Dame, Rose Semi, Jan. 1, 2021
 56—Ohio State vs. Clemson, Fiesta Semi, Dec. 31, 2016
 56—Georgia vs. Alabama, NCG, Jan. 10, 2022
57—Michigan vs. Washington, NCG, Jan. 8, 2024

Fewest Total Plays, All Bowls

31—San Diego State vs. Army, Armed Forces, Dec. 23, 2017

Most Total Yards, Sugar Bowl

659—Florida vs. Cincinnati, Jan. 1, 2010 (482 pass, 177 rush)
 639—Ohio State vs. Clemson, Jan. 1, 2021 (385 pass, 254 rush)
 595—LSU vs. Illinois, Jan. 2, 2002 (444 pass, 151 rush)
 577—LSU vs. Notre Dame, Jan. 3, 2007 (332 pass, 245 rush)
 554—Ole Miss vs. Okla. St., Jan. 1, 2016 (347 pass, 207 rush)

Most Total Yards, College Football Playoff games

692—LSU vs. Oklahoma, Peach Semi, Dec. 28, 2019
 639—Oregon vs. Florida State, Rose Semi, Jan. 1, 2015
 639—Ohio State vs. Clemson, Sugar Semi, Jan. 1, 2021
 628—LSU vs. Clemson, NCG, Jan. 13, 2020
 621—Alabama vs. Ohio State, NCG, Jan. 11, 2021

Most Total Yards, All Bowls

777—Baylor vs. Washington, Alamo, Dec. 29, 2011

Most Yards Gained Per Play, Sugar Bowl

9.41—Florida vs. Cincinnati, Jan. 1, 2010 (70 for 659)
 9.02—Alabama vs. Kansas State, Dec. 31, 2022 (55 for 496)
 8.88—Ohio State vs. Clemson, Jan. 1, 2021 (72 for 639)
 8.21—Georgia vs. West Virginia, Jan. 2, 2006 (61 for 501)
 8.13—LSU vs. Notre Dame, Jan. 3, 2007 (71 for 577)

Most Yards Gained Per Play, College Football Playoff games

9.35—LSU vs. Oklahoma, Peach Semi, Dec. 28, 2019 (74 for 692)
 8.883—Georgia vs. Ohio St., Peach Semi, Dec. 31, 2022 (60 for 533)
 8.875—Ohio State vs. Clemson, Sugar Semi, Jan. 1, 2021 (72 for 639)
 8.37—Georgia vs. Oklahoma, Rose Semi, Jan. 1, 2018 (63 for 527)
 8.18—Georgai vs. TCU, NCG, Jan. 9, 2023 (72 for 589)

Most Yards Gained Per Play, All Bowls

10.45—Cincinnati vs. Duke, Belk, Dec. 27, 2012 (53 for 554)

Fewest Total Yards, Sugar Bowl

74—LSU vs. Ole Miss, Jan. 1, 1960 (-15 rush, 89 pass)
 101—Santa Clara vs. LSU, Jan. 1, 1938 (34 rush, 67 pass)
 103—Alabama vs. Texas, Jan. 1, 1948 (41 rush, 62 pass)
 121—Ole Miss vs. Navy, Jan. 1, 1955 (78 rush, 43 pass)
 127—Georgia vs. Notre Dame, Jan. 1, 1981 (120 rush, 7 pass)

Fewest Total Yards, College Football Playoff games

188—Clemson vs. Alabama, Sugar Semi, Jan. 1, 2018
 188—TCU vs. Georgia, NCG, Jan. 9, 2023
 194—Washington vs. Alabama, Peach Semi, Dec. 31, 2016
 215—Ohio State vs. Clemson, Fiesta Semi, Dec. 31, 2016
 218—Cincinnati vs. Alabama, Cotton Semi, Dec. 31, 2021

Fewest Total Yards, All Bowls

(-21)—U. of Mexico vs. Southwestern (Tex.), Sun, Jan. 1, 1945 (29 rush, -50 pass)

RUSHING

Most Rushing Yards, Sugar Bowl

439—Oklahoma vs. Auburn, Jan. 1, 1972 (87 att.)
 382—West Virginia vs. Georgia, Jan. 2, 2006 (63 att.)
 373—Georgia Tech vs. Tulsa, Jan. 1, 1944
 336—Duke vs. Alabama, Jan. 1, 1945
 304—Nebraska vs. Florida, Dec. 31, 1974 (60 att.)
 304—Mississippi vs. Texas, Jan. 1, 1958

Most Rushing Yards, College Football Playoff games

317—Georgia vs. Oklahoma, Rose Semi, Jan. 1, 2018 (34 att.)
 312—Clemson vs. Oklahoma, Orange Semi, Dec. 31, 2015 (58 att.)
303—Michigan vs. Washington, NCG, Jan. 8, 2024 (38 att.)
 301—Alabama vs. Cincinnati, Cotton Semi, Dec. 31, 2021 (47 att.)
 301—Oregon vs. Florida State, Rose Semi, Jan. 1, 2015 (45 att.)

Most Rushing Yards, New Year's Six games

452—Georgia Tech vs. Miss. St., Orange, Dec. 31, 2015 (61 att.)
 435—Oklahoma vs. Florida, Cotton, Dec. 30, 2020 (40 att.)
 396—Penn State vs. Memphis, Cotton, Dec. 28, 2019 (53 att.)
 317—Georgia vs. Oklahoma, Rose, Jan. 1, 2018 (34 att.)
 312—Clemson vs. Oklahoma, Orange, Dec. 31, 2015 (58 att.)

Most Rushing Yards, All Bowls

645—Baylor vs. N. Carolina, Russell Athletic, Dec. 29, 2015 (84 att.)

Most Rushing Yards Combined, All Bowls

889—Baylor (645) vs. N. Carolina (244), Russell Athletic, Dec. 29, 2015

Fewest Rushing Yards, Sugar Bowl

(-39)—Tulsa vs. Tennessee, Jan. 1, 1943
 (-15)—LSU vs. Mississippi, Jan. 1, 1960 (32 att.)
 (-12)—Air Force vs. Tennessee, Jan. 1, 1971 (24 att.)
 (-5)—Hawaii vs. Georgia, Jan. 1, 2008 (18 att.)
 (-2)—Florida vs. Missouri, Jan. 1, 1966 (16 att.)

Fewest Rushing Yards, College Football Playoff games

29—Michigan St. vs. Alabama, Cotton Semi, Dec. 31, 2015 (26 att.)
 30—Alabama vs. Georgia, NCG, Jan. 10, 2022 (28 att.)
 36—TCU vs. Georgia, NCG, Jan. 9, 2023 (28 att.)
 44—Washington vs. Alabama, Peach Semi, Dec. 31, 2016 (29 att.)
 44—Clemson vs. Ohio State, Sugar Semi, Jan. 1, 2021 (22 att.)

Fewest Rushing Yards, All Bowls

(-61)—Kansas St. vs. Boston College, Aloha, Dec. 25, 1994 (23 att.)

Most Rushing Attempts, Sugar Bowl

87—Oklahoma vs. Auburn, Jan. 1, 1972 (439 yards)
 76—Oklahoma vs. Penn State, Dec. 31, 1972 (278 yards)
 68—Alabama vs. Ohio State, Jan. 2, 1978 (280 yards)
 67—Auburn vs. Michigan, Jan. 2, 1984 (301 yards)
 66—Pittsburgh vs. Georgia, Jan. 1, 1977 (288 yards)

Most Rushing Attempts, Playoff Semifinals

61—Ohio State vs. Oregon, NCG, Jan. 12, 2015 (296 yards)
 58—Clemson vs. Oklahoma, Orange Semi, Dec. 31, 2015 (312 yards)
 50—Alabama vs. Washington, Peach Semi, Dec. 31, 2016 (269 yards)
 48—Clemson vs. Ohio State, Fiesta Semi, Dec. 31, 2016 (205 yards)
 47—Alabama vs. Cincinnati, Cotton Semi, Dec. 31, 2021 (301 yards)

Most Rushing Attempts, All Bowls

87—Oklahoma vs. Auburn, Sugar, Jan. 1, 1972
 87—Army vs. San Diego State, Armed Forces, Dec. 23, 2017

Fewest Rushing Attempts, Sugar Bowl

16—Florida vs. Missouri, Jan. 1, 1966 (-2 yards)
 18—Miami vs. Alabama, Jan. 1, 1993 (48 yards)
 18—Hawaii vs. Georgia, Jan. 1, 2008 (-5 yards)
 19—Auburn vs. Oklahoma, Jan. 1, 1972 (40 yards)
 20—Florida vs. Miami, Jan. 2, 2001 (140 yards)

Fewest Rushing Attempts, College Football Playoff games

20—Washington vs. Michigan, NCF, Jan. 8, 2024 (46 yards)
 22—Clemson vs. Ohio State, Sugar Semi, Jan. 1, 2021 (44 yards)
 23—Ohio State vs. Clemson, Fiesta Semi, Dec. 31, 2016 (88 yards)
 25—Alabama vs. Notre Dame, Rose Semi, Jan. 1, 2021 (140 yards)
 26—Georgia vs. Ohio State, Peach Semi, Dec. 31, 2022 (135 yards)

Fewest Rushing Attempts, All Bowls

6—Fresno State vs. USC, Las Vegas, Dec. 21, 2013 (37 yards)

Most Rushing Yards Per Attempt, Sugar Bowl

8.00—Georgia vs. West Virginia, Sugar, Jan. 2, 2006 (28 for 224)
 7.00—Florida vs. Miami, Jan. 2, 2001 (20 for 140)
 6.80—Baylor vs. Ole Miss, Jan. 1, 2022 (41 for 279)
 6.69—Ohio State vs. Alabama, Jan. 1, 2015 (42 for 281)
 6.62—LSU vs. Notre Dame, Jan. 3, 2007 (37 for 245)

Most Rushing Yards Per Att., College Football Playoff games

9.32—Georgia vs. Oklahoma, Rose Semi, Jan. 1, 2018 (34 for 217)
7.97—Michigan vs. Washington, NCG, Jan. 8, 2024 (38 for 303)
 6.690—Ohio State vs. Alabama, Sugar Semi, Jan. 1, 2015 (42 for 281)
 6.689—Oregon vs. Florida State, Rose Semi, Jan. 1, 2015 (45 for 301)
 6.50—Alabama vs. Clemson, NCG, Jan. 9, 2017 (34 for 221)

Most Rushing Yards Per Attempt, All Bowls

12.82—App St. vs. N. Texas, Myrtle Beach, Dec. 20, 2020 (39 for 500)

PASSING

Most Passing Yards, Sugar Bowl

482—Florida vs. Cincinnati, Jan. 1, 2010 (31-of-36)
 449—Florida vs. Florida State, Jan. 2, 1995 (30-of-43)
 444—LSU vs. Illinois, Jan. 2, 2002 (31-of-53)
430—Washington vs. Texas, Jan. 1, 2024 (29-of-39)
 400—Clemson vs. Ohio State, Jan. 1, 2021 (33-of-48)

Most Passing Yards, College Football Playoff games

532—LSU vs. Oklahoma, Peach Semi, Dec. 28, 2019 (32-of-42)
 464—Alabama vs. Ohio State, NCG, Jan. 11, 2021 (36-of-45)
 463—LSU vs. Clemson, NCG, Jan. 13, 2020 (31-of-49)
430—Washington vs. Texas, Sugar Semi, Jan. 1, 2024 (29-of-39)
 420—Clemson vs. Alabama, NCG, Jan. 9, 2017 (36-of-57)

Most Passing Yards, All Bowls

603—Baylor vs. Michigan State, Cotton, Jan. 1, 2015 (37 comp.)

Fewest Passing Yards, Sugar Bowl

0—Tulane v. Texas A&M, Jan. 1, 1940 (0-of-4)
 0—Fordham v. Missouri, Jan. 1, 1942 (0-of-4)
 0—Georgia Tech v. Pittsburgh, Jan. 2, 1956 (0-of-3)
 7—Georgia v. Notre Dame, Jan. 1, 1981 (1-of-13)
 11—Oklahoma v. Auburn, Jan. 1, 1972 (1-of-4)

Fewest Passing Yards, College Football Playoff games

57—Alabama vs. Washington, Peach Semi, Dec. 31, 2016 (7-of-14)
116—Alabama vs. Michigan, Rose Semi, Jan. 1, 2024 (16-of-23)
 120—Alabama vs. Clemson, Sugar Semi, Jan. 1, 2018 (16-of-24)
 124—Clemson vs. Alabama, Sugar Semi, Jan. 1, 2018 (18-of-37)
 127—Ohio State vs. Clemson, Fiesta Semi, Dec. 31, 2016 (19-of-33)

Items in bold indicate the most recent season.

SUGAR BOWL RECORD BOOK - TEAM

Fewest Passing Yards, All Bowls

(-50)—U. of Mexico vs. Southwestern (Tex.), Sun, Jan. 1, 1945

Most Pass Attempts, Sugar Bowl

58—Florida vs. Notre Dame, Jan. 1, 1992 (28 comp.)
57—Hawaii vs. Georgia, Jan. 1, 2008 (35 comp.)
56—Miami vs. Alabama, Jan. 1, 1993 (24 comp.)
53—LSU vs. Illinois, Jan. 2, 2002 (31 comp.)
51—Florida vs. Miami, Jan. 2, 2001 (24 comp.)

Most Pass Attempts, College Football Playoff games

57—Clemson vs. Alabama, NCG, Jan. 9, 2017 (36 comp.)
57—Alabama vs. Georgia, NCG, Jan. 10, 2022 (35 comp.)
51—Washington vs. Michigan, NCG, Jan. 8, 2024 (27 comp.)
49—LSU vs. Clemson, NCG, Jan. 13, 2020 (31 comp.)
48—Florida State vs. Oregon, Rose Semi, Jan. 1, 2015 (29 comp.)
48—Clemson vs. Ohio State, Sugar Semi, Jan. 1, 2021 (33 comp.)

Most Pass Attempts, All Bowls

78—Northwestern vs. Auburn, Outback, Jan. 1, 2010 (47 comp.)

Fewest Pass Attempts, Sugar Bowl

3—Georgia Tech vs. Pittsburgh, Jan. 2, 1956 (0 comp.)
4—Five tied, last time: Oklahoma vs. Auburn, Jan. 1, 1972 (1 comp.)

Fewest Pass Attempts, College Football Playoff games

14—Alabama vs. Washington, Peach, Dec. 31, 2016 (7 comp.)
19—Michigan vs. Washington, NCG, Jan. 8, 2024 (10 comp.)

Fewest Pass Attempts, All Bowls

1—Navy vs. Virginia, Military, Dec. 28, 2017 (0 completions)

Most Completions, Sugar Bowl

35—Hawaii vs. Georgia, Jan. 1, 2008 (57 att.)
33—Clemson vs. Ohio State, NCG, Jan. 1, 2021 (48 att.)
32—Oklahoma vs. Alabama, Jan. 2, 2014 (44 att.)
31—LSU vs. Illinois, Jan. 2, 2002 (53 att.)
31—Florida vs. Cincinnati, Jan. 1, 2010 (36 att.)

Most Completions, College Football Playoff games

36—Clemson vs. Alabama, NCG, Jan. 9, 2017 (57 att.)
36—Alabama vs. Ohio State, NCG, Jan. 11, 2021 (45 att.)
35—Alabama vs. Georgia, NCG, Jan. 10, 2022 (57 att.)
33—Clemson vs. Ohio State, Sugar Semi, Jan. 1, 2021 (48 att.)
32—LSU vs. Oklahoma, Peach Semi, Dec. 28, 2019 (42 att.)

Most Completions, All Bowls

47—Northwestern vs. Auburn, Outback, Jan. 1, 2010 (78 att.)

Fewest Completions, Sugar Bowl

0—Tulane vs. Texas A&M, Jan. 1, 1940 (4 att.)
0—Fordham vs. Missouri, Jan. 1, 1942 (4 att.)
0—Georgia Tech vs. Pittsburgh, Jan. 2, 1956 (3 att.)
1—Four tied, last time: Georgia vs. Notre Dame, Jan. 1, 1981 (7 att.)

Fewest Completions, College Football Playoff games

7—Alabama vs. Washington, Peach Semi, Dec. 31, 2016 (14 att.)
10—Michigan vs. Washington, NCG, Jan. 8, 2024 (19 att.)

Fewest Completions, All Bowls

0—14 times

Highest Completion Percentage, Sugar Bowl

1.000—Alabama vs. Duke, Jan. 1, 1945 (8-of-8)
.861—Florida vs. Cincinnati, Jan. 1, 2010 (31-of-36)
.833—Alabama vs. Penn State, Dec. 31, 1975 (10-of-12)
.786—West Virginia vs. Georgia, Jan. 2, 2006 (11-of-14)
.786—Ohio State vs. Clemson, Jan. 1, 2021 (22-of-28)

Highest Comp. Percentage, College Football Playoff games

.893—Alabama vs. Oklahoma, Orange Semi, Dec. 29, 2018 (25-of-28)
.833—Alabama vs. Notre Dame, Rose Semi, Jan. 1, 2021 (25-of-30)
.806—Alabama vs. Mich. St., Cotton Semi, Dec. 31, 2015 (25-of-31)
.800—Alabama vs. Ohio State, NCG, Jan. 11, 2021 (35-of-45)
.786—Ohio State vs. Clemson, Sugar Semi, Jan. 1, 2021 (22-of-28)

Highest Completion Percentage, All Bowls

1.000—BYU vs. W. Mich., Famous Idaho Potato, 2018 (19-of-19)
1.000—Wake Forest vs. Navy, EagleBank, 2008 (11-of-11)

Lowest Completion Percentage, Sugar Bowl

.000—Tulane vs. Texas A&M, Jan. 1, 1940 (0-of-4)
.000—Fordham vs. Missouri, Jan. 1, 1942 (0-of-4)
.000—Georgia Tech vs. Pittsburgh, Jan. 2, 1956 (0-of-3)
.077—Georgia vs. Notre Dame, Jan. 1, 1981 (1-of-13)
.100—Tennessee vs. Baylor, Jan. 1, 1957 (1-of-10)

Lowest Completion Percentage, College Football Playoff games

.438—Alabama vs. Clemson, NCG, Jan. 9, 2017 (14-of-32)
.471—Oklahoma vs. LSU, Peach Semi, Dec. 28, 2019 (16-of-34)
.483—TCU vs. Michigan, Fiesta Semi, Dec. 31, 2022 (14-of-29)
.486—Clemson vs. LSU, NCG, Jan. 13, 2020 (18-of-37)
.487—Michigan State vs. Alabama, Cotton Semi, Dec. 31, 2015 (19-of-39)

SCORING

Most Points, Sugar Bowl

52—Florida vs. Florida State, Jan. 2, 1997
51—Florida vs. Cincinnati, Jan. 1, 2010
49—Ohio State vs. Clemson, Jan. 1, 2021
48—Ole Miss vs. Oklahoma St., Jan. 1, 2016
47—LSU vs. Illinois, Jan. 1, 2002

Most Points, College Football Playoff games

65—Georgia vs. TCU, NCG, Jan. 9, 2023
63—LSU vs. Oklahoma, Peach Semi, Dec. 28, 2019
59—Oregon vs. Florida State, Rose Semi, Jan. 1, 2015
54—Georgia vs. Oklahoma, Rose Semi, Jan. 1, 2018
52—Alabama vs. Ohio State, NCG, Jan. 11, 2021

Most Points, All Bowls

70—West Virginia vs. Clemson, Orange, Jan. 4, 2012
70—Army vs. Houston, Armed Forces, Dec. 22, 2018

Most Points Combined, Sugar Bowl

81—LSU (47) and Illinois (34), Jan. 1, 2002
77—Ohio State (42) and Alabama (35), Jan. 1, 2015
77—Ohio State (49) and Clemson (28), Jan. 1, 2021
76—Oklahoma (45) and Alabama (31), Jan. 2, 2014
75—Florida State (46) and Virginia Tech (29), Jan. 4, 2000
75—Florida (51) and Cincinnati (24), Jan. 1, 2010

Most Points Combined, College Football Playoff games

102—Georgia (54) and Oklahoma (48), Rose Semi, Jan. 1, 2018
96—TCU (51) and Michigan (45), Fiesta Semi, Dec. 31, 2022
91—LSU (63) and Oklahoma (28), Peach Semi, Dec. 28, 2019
85—Alabama (45) and Clemson (40), NCG, Jan. 11, 2016
83—Georgia (42) and Ohio State (41), Peach Semi, Dec. 31, 2022

Most Points Combined, All Bowls

125—Marshall (64) and E. Carolina (61) (2OT), GMAC, Dec. 19, 2001

Most Points By A Losing Team, Sugar Bowl

35—Alabama vs. Ohio State, Jan. 1, 2015

Most Points By A Losing Team, College Football Playoff games

45—Michigan vs. TCU, Fiesta Semi, Dec. 31, 2022

Most Points By A Losing Team, All Bowls

61—East Carolina vs. Marshall (64) (2OT), GMAC, Dec. 19, 2001

Fewest Points, Sugar Bowl

0—LSU vs. Santa Clara, Jan. 1, 1938
0—Missouri vs. Fordham, Jan. 1, 1942
0—LSU vs. Oklahoma, Jan. 2, 1950
0—Ole Miss vs. Navy, Jan. 1, 1955
0—Pittsburgh vs. Georgia Tech, Jan. 2, 1956
0—Clemson vs. LSU, Jan. 1, 1959
0—LSU vs. Ole Miss, Jan. 1, 1960
0—Penn State vs. Oklahoma, Dec. 31, 1972

Fewest Points, College Football Playoff games

0—Michigan State vs. Alabama Semi, Cotton, Dec. 31, 2015
0—Ohio State vs. Clemson, Fiesta Semi, Dec. 31, 2016
3—Notre Dame vs. Clemson, Cotton Semi, Dec. 29, 2018
6—Clemson vs. Alabama, Sugar Semi, Jan. 1, 2018
7—Washington vs. Alabama, Peach Semi, Dec. 31, 2016
7—TCU vs. Georgia, NCG, Jan. 9, 2023

Fewest Points, All Bowls

0—By Many Teams

Largest Margin of Victory, Sugar Bowl

35—Oklahoma (35) vs. LSU (0), Jan. 2, 1950
34—Florida (41) vs. West Virginia (7), Jan. 1, 1994
32—Ole Miss (39) vs. Texas (&), Jan. 1, 1958
32—Florida (52) vs. Florida State (20), Jan. 2, 1997
31—Georgia (41) vs. Hawaii (10), Jan. 1, 2008

Largest Margin of Victory, College Football Playoff games

58—Georgia (65) vs. TCU (7), NCG, Jan. 9, 2023
39—Oregon (59) vs. Florida State (20), Rose Semi, Jan. 1, 2015
38—Alabama (38) vs. Michigan State (0), Cotton Semi, Dec. 31, 2015
35—LSU (62) vs. Oklahoma (28), Peach Semi, Dec. 28, 2019
31—Clemson (31) vs. Ohio State (0), Fiesta Semi, Dec. 31, 2016

Largest Margin of Victory, All Bowls

56—Tulsa (63) vs. Bowling Green (7), GMAC, Dec. 19, 2001
56—Army (70) vs. Houston (14), Armed Forces, Dec. 22, 2018

Smallest Margin of Victory, Sugar Bowl

0—Syracuse (16) vs. Auburn (16), Jan. 1, 1988
1—TCU (3) vs. LSU (2), Jan. 1, 1936
1—Texas A&M (14) vs. Tulane (13), Jan. 1, 1940
1—Notre Dame (24) vs. Alabama (23), Dec. 31, 1973
1—Tennessee (23) vs. Virginia (22), Jan. 1, 1991

Smallest Margin of Victory, College Football Playoff games

1—Georgia (42) vs. Ohio State (41), Peach Semi, Dec. 31, 2022
3—Alabama (26) vs. Georgia (23), NCG, Jan. 8, 2018 (OT)
4—Clemson (35) vs. Alabama (31), NCG, Jan. 9, 2017
5—Alabama (45) vs. Clemson (40), NCG, Jan. 11, 2016
6—Georgia (54) vs. Oklahoma (48), Rose Semi, Jan. 1, 2018
6—Clemson (29) vs. Ohio State (23), Fiesta Semi, Dec. 28, 2019
6—TCU (51) def. Michigan (45), Fiesta Semi, Dec. 31, 2022
6—Washington (37) vs. Texas (31), Sugar Semi, Jan. 1, 2024

Largest Deficit Overcome to Win, Sugar Bowl

16—Tennessee (23) vs. Virginia (22), Jan. 1, 1991 (trailed 16-0)
14—Tulane (20) vs. Temple (14), Jan. 1, 1935 (trailed 14-0)
14—Ohio State (42) vs. Alabama (35), Jan. 1, 2015 (trailed 21-6)
13—LSU (20) vs. Wyoming (13), Jan. 1, 1968 (trailed 13-0)
13—Notre Dame (39) vs. Florida (28), Jan. 1, 1992 (trailed 13-0)

Largest Deficit Overcome to Win, CFP games

16—Clemson (29) vs. Ohio State (23), Fiesta Semi, Dec. 28, 2019 (trailed 16-0)
14—Ohio State (42) vs. Alabama (35), Sugar Semi, Jan. 1, 2015 (trailed 21-6)
14—Clemson (35) vs. Alabama (31), NCG, Jan. 9, 2017 (trailed 14-0)
14—Georgia (54) vs. Oklahoma (48), Rose Semi, Jan. 1, 2018 (trailed 21-7 and 31-17)
14—Georgia (42) vs. Ohio State (41), Peach Semi, Dec. 31, 2022 (trailed 21-7)

Largest Deficit Overcome to Win, All Bowls

31—TCU (47) vs. Oregon (41), Alamo, Jan. 2, 2016 (trailed 31-0)
31—Texas Tech (44) vs. Minnesota (41), Insight, Dec. 29, 2006 (Trailed 38-7)

Most Points In A Half, Sugar Bowl

35—Ohio State vs. Clemson, Jan. 1, 2021 (1st)
34—LSU vs. Illinois, Jan. 1, 2002 (1st)
34—Ole Miss vs. Oklahoma St., Jan. 1, 2016 (1st)
32—Notre Dame vs. Florida, Jan. 1, 1992 (2nd)
31—West Virginia vs. Georgia, Jan. 2, 2006 (1st)
31—Oklahoma vs. Alabama, Jan. 2, 2014 (1st)

SUGAR BOWL RECORD BOOK - TEAM

Most Points In A Half, College Football Playoff games

49—LSU vs. Oklahoma, Peach Semi, Dec. 28, 2019 (1st)
 41—Oregon vs. Florida State, Rose Semi, Jan. 1, 2015 (2nd)
 39—Michigan vs. TCU, Fiesta Semi, Dec. 31, 2022 (2nd)
 38—Georgia vs. TCU, NCG, Jan. 9, 2023 (1st)
 37—Georgia vs. Oklahoma, Rose Semi, Jan. 1, 2018 (1st)

Most Points In A Half, All Bowls

56—Auburn vs. Purdue, Music City, Dec. 28, 2018 (1st)

Most Points In A Half Combined, Sugar Bowl

52—West Virginia (31) and Georgia (21), Jan. 2, 2006 (1st)

Most Points In A Half Combined, CFP games

69—TCU (30) and Michigan (39), Fiesta, Dec. 31, 2022 (2nd)

Most Points In A Half Combined, All Bowls

84—Idaho (41) and Colorado St. (43), Potato, Dec. 22, 2016 (2nd)

Most Points In A Quarter, Sugar Bowl

27—LSU vs. Illinois, Jan. 1, 2002 (2nd)
 24—Tennessee vs. Air Force, Jan. 1, 1971 (1st)
 24—Ole Miss vs. Oklahoma St., Jan. 1, 2016 (2nd)
 22—Notre Dame vs. Florida, Jan. 1, 1992 (4th)
 21—Seven times; last by Alabama vs. K-St., Dec. 31, 2022 (3rd)

Most Points In A Quarter, College Football Playoff games

28—LSU vs. Oklahoma, Peach Semi, Dec. 28, 2019 (2nd)
 28—Alabama vs. Ohio State, NCG, Jan. 11, 2021 (2nd)
 27—Oregon vs. Florida State, Rose Semi, Jan. 1, 2015 (3rd)
 24—Alabama vs. Clemson, NCG, Jan. 11, 2016 (4th)
 24—Michigan vs. TCU, Fiesta Semi, Dec. 31, 2022 (3rd)

Most Points In A Quarter, All Bowls

36—Colorado St. vs. Idaho, Potato, Dec. 22, 2016 (4th)

Most Points In A Quarter Combined, Sugar Bowl

34—Notre Dame (22) and Florida (12), Jan. 1, 1992 (4th)
 34—LSU (27) and Illinois (7), Jan. 1, 2002 (2nd)

Most Points In A Quarter Combined, CFP games

44—TCU (20) and Michigan (24), Fiesta Semi, Dec. 31, 2022 (3rd)
 40—Alabama (24) vs. Clemson (16), NCG, Jan. 11, 2016 (4th)

Most Points In A Quarter Combined, All Bowls

56—Colorado St. (36) and Idaho (20), Potato, Dec. 22, 2016 (4th)

Most Touchdowns Scored, Sugar Bowl

7—LSU vs. Illinois, Jan. 1, 2002 (3 pass, 4 rush)
 7—Florida vs. Cincinnati, Jan. 1, 2010 (3 pass, 4 rush)
 7—Ohio State vs. Clemson, Jan. 1, 2021 (6 pass, 1 rush)

Most Touchdowns Scored, College Football Playoff games

9—LSU vs. Oklahoma, Peach Semi, Dec. 28, 2019 (7 pass, 2 rush)
 9—Georgia vs. TCU, NCG, Jan. 9, 2023 (5 rush, 4 pass)

Most Touchdowns Scored, All Bowls

10—Nebraska vs. N'western, Alamo, Dec. 30, 2000 (6 rush, 4 pass)
 10—W. Virginia vs. Clemson, Orange, Jan. 4, 2012 (6 pass, 4 run)

Most Rushing Touchdowns, Sugar Bowl

5—Oklahoma vs. Auburn, Jan. 1, 1972
 4—Seven times; last: Florida vs. Cincinnati, Jan. 1, 2010

Most Rushing Touchdowns, College Football Playoff games

5—Oregon vs. Florida State, Rose, Jan. 1, 2015
 5—Ohio State vs. Oregon, NCG, Jan. 12, 2015
 5—Georgia vs. Oklahoma, Rose, Jan. 1, 2018
 5—Georgia vs. TCU, NCG, Jan. 9, 2023

Most Rushing Touchdowns, All Bowls

8—Centre vs. TCU, Fort Worth Classic, Jan. 1, 1921
 8—Baylor vs. Washington, Alamo, Dec. 29, 2011
 8—Army vs. Houston, Armed Forces, Dec. 22, 2018

Most Touchdown Passes, Sugar Bowl

6—Ohio State vs. Clemson, Jan. 1, 2021
 5—Illinois vs. LSU, Jan. 1, 2002
 5—Alabama vs. Kansas State, Dec. 31, 2022
 4—Florida State vs. Virginia Tech, Jan. 4, 2000
 4—Oklahoma vs. Alabama, Jan. 2, 2014
 4—Ole Miss vs. Oklahoma St., Jan. 1, 2016

Most Touchdown Passes, College Football Playoff games

7—LSU vs. Oklahoma, Peach Semi, Dec. 28, 2019
 6—Ohio State vs. Clemson, Sugar Semi, Jan. 1, 2021
 5—LSU vs. Clemson, NCG, Jan. 13, 2020
 5—Alabama vs. Ohio State, NCG, Jan. 11, 2021

Most Touchdown Passes, All Bowls

7—Cent. Michigan vs. W. Kentucky, Bahamas, Dec. 24, 2014
 7—LSU vs. Oklahoma, Peach, Dec. 28, 2019

SCORING DRIVES

Longest Scoring Drive By Yards, Sugar Bowl

99—Nebraska vs. Florida, Dec. 31, 1974 (18 plays, TD)
 98—Alabama vs. Arkansas, Jan. 1, 1980 (9 plays, TD)
 98—Alabama vs. Kansas State, Dec. 31, 2022 (7 plays, TD)
 97—Florida vs. Louisville, Jan. 3, 2013 (13 plays, TD)
 96—Michigan vs. Virginia Tech, Jan. 3, 2012 (11 plays, TD)

Longest Scoring Drive By Yards, College Football Playoff games

99—Clemson vs. Ohio State, Fiesta Semi, Dec. 28, 2019 (7 plays, TD)
 98—Alabama vs. Wash., Peach Semi, Dec. 31, 2016 (6 plays, TD)
 97—Ohio State vs. Oregon, NCG, Jan. 12, 2015 (10 plays, TD)
 97—Alabama vs. Notre Dame, Rose Semi, Jan. 1, 2021 (5 plays, TD)
 96—Clemson vs. Oklahoma, Orange, Dec. 31, 2015 (7 plays, TD)
 96—Clemson vs. LSU, NCG, Jan. 13, 2020 (4 plays, TD)

Longest Scoring Drive By Plays, Sugar Bowl

18—Rice vs. Ole Miss, January 2, 1961 (77 yards, TD)
 18—Nebraska vs. Florida, Dec. 31, 1974 (99 yards, TD)
 17—Florida vs. Florida State, Jan. 2, 1995 (80 yards, TD)
 16—Alabama vs. Ole Miss, Jan. 1, 1964 (72 yards, FG)
 16—Auburn vs. Michigan, Jan. 2, 1984 (60 yards, FG)
 16—Georgia vs. Penn State, Jan. 1, 1983 (70 yards, FG)
 16—Texas vs. Virginia, Jan. 1, 1991 (72 yards, FG)
 16—Virginia Tech vs. Michigan, Jan. 3, 2012 (61 yards, TD)

Longest Scoring Drive By Plays, College Football Playoff games

19—Oregon vs. Florida State, Rose Semi, Jan. 1, 2015 (88 yards, FG)
 16—Alabama vs. Ohio State, NCG, Jan. 11, 2021 (75 yards, FG)
 15—Notre Dame vs. Alabama, Rose Semi, Jan. 1, 2021 (75 yards, TD)

Longest Scoring Drive By Time, Sugar Bowl

8:50—Nebraska vs. Florida, Dec. 31, 1974 (18-99 yds, TD)
 7:38—Virginia Tech vs. Michigan, Jan. 3, 2012 (16-61 yds, TD)
 7:35—Syracuse vs. Auburn, Jan. 1, 1988 (14-54 yds, FG)
 7:31—Ohio State vs. Florida State, Jan. 1, 1998 (14-63 yds, FG)
 7:21—Auburn vs. Michigan, Jan. 2, 1984 (16-60 yds, FG)

Longest Scoring Drive By Time, College Football Playoff games

8:03—Notre Dame vs. Alabama, Rose Semi, Jan. 1, 2021 (75 yds, TD)
 7:40—Georgia vs. Alabama, NCG, Jan. 8, 2018 (55 yds, FG)
 7:08—Alabama vs. Ohio State, NCG, Jan. 11, 2021 (75 yds, FG)
 7:05—Alabama vs. Oklahoma, Orange Semi, Dec. 29, 2018 (55 yds, FG)
 6:39—Ohio State vs. Oregon, NCG, Jan. 12, 2015 (75 yds, TD)

TIME OF POSSESSION

Most Time Of Possession, Sugar Bowl

39:16—LSU vs. Illinois, Jan. 1, 2002
 37:35—Syracuse vs. Auburn, Jan. 1, 1988
 37:32—Auburn vs. Michigan, Jan. 2, 1984
 36:28—Virginia vs. Tennessee, Jan. 1, 1991
 36:27—Florida vs. Florida State, Jan. 2, 1997

Most Time Of Possession, College Football Playoff games

37:29—Ohio State vs. Oregon, NCG, Jan. 12, 2015
 37:26—Alabama vs. Ohio State, NCG, Jan. 11, 2021
 36:59—Georgia vs. TCU, NCG, Jan. 9, 2023
 36:20—Washington vs. Texas, Sugar Semi, Jan. 1, 2024
 36:08—Alabama vs. Oklahoma, Orange Semi, Dec. 29, 2018

Most Time Of Possession, New Year's Six games

44:31—LSU vs. UCF, Fiesta, Jan. 1, 2019
 42:48—Iowa State vs. Oregon, Fiesta, Jan. 2, 2021
 39:52—Wisconsin vs. Miami, Orange, Dec. 30, 2017
 39:49—USC vs. Tulane, Cotton, Jan. 2, 2023
 38:03—Wisconsin vs. Oregon, Rose, Jan. 1, 2020

TIME OF GAME

Longest Sugar Bowls

4:10—Florida vs. Florida State, Jan. 2, 1997
 3:56—Miami vs. Florida, Jan. 2, 2001
 3:55—Virginia Tech vs. Florida State, Jan. 4, 2000
 3:54—LSU vs. Illinois, Jan. 1, 2002
 3:54—West Virginia vs. Georgia, Jan. 2, 2006

Longest College Football Playoff games

4:55—TCU vs. Michigan, Fiesta Semi, Dec. 31, 2022
 4:08—Clemson vs. Alabama, NCG, Jan. 8, 2017
 4:05—Georgia vs. Oklahoma, Rose Semi, Jan. 1, 2018
 3:56—LSU vs. Clemson, NCG, Jan. 13, 2020
 3:50—Washington vs. Texas, Sugar Semi, Jan. 1, 2024
 3:50—Alabama vs. Georgia, NCG, Jan. 8, 2018

Shortest Sugar Bowls

2:21—Alabama vs. Nebraska, Jan. 2, 1967
 2:32—Arkansas vs. Ole Miss, Jan. 1, 1963
 2:33—LSU vs. Syracuse, Jan. 1, 1965
 2:45—Florida vs. Missouri, Jan. 1, 1966
 2:48—Nebraska vs. Florida, Dec. 31, 1974

Shortest College Football Playoff games

3:11—Georgia vs. TCU, NCG, Jan. 9, 2023
 3:13—Alabama vs. Notre Dame, Rose, Jan. 1, 2021
 3:18—Alabama vs. Cincinnati, Cotton, Dec. 31, 2021
 3:19—Michigan State vs. Alabama, Cotton, Dec. 31, 2015
 3:19—Clemson vs. Alabama, Sugar, Jan. 1, 2018
 3:19—Georgia vs. Michigan, Orange, Dec. 31, 2021

FIRST DOWNS

Most First Downs, Sugar Bowl

32—LSU vs. Illinois, Jan. 1, 2002

Most First Downs, College Football Playoff games

33—Alabama vs. Ohio State, NCG, Jan. 11, 2021
 32—Georgia vs. TCU, NCG, Jan. 9, 2023
 31—Clemson vs. Alabama, NCG, Jan. 11, 2016
 31—Clemson vs. Alabama, NCG, Jan. 9, 2017
 31—LSU vs. Oklahoma, Peach Semi, Dec. 28, 2019

Most First Downs, All Bowls

39—Nevada vs. Arizona, New Mexico, Dec. 15, 2012

Most First Downs Rushing, Sugar Bowl

27—Oklahoma vs. Auburn, Jan. 1, 1972

Most First Downs Rushing, College Football Playoff games

18—Ohio State vs. Oregon, NCG, Jan. 12, 2015
 17—Oregon vs. Florida State, Rose Semi, Jan. 1, 2015
 17—Clemson vs. Oklahoma, Orange Semi, Dec. 31, 2015

Most First Downs Rushing, All Bowls

30—Baylor vs. North Carolina, Russell Athletic, Dec. 15, 2015

Most First Downs Passing, Sugar Bowl

23—LSU vs. Illinois, Jan. 1, 2002

Most First Downs Passing, College Football Playoff games

22—Alabama vs. Ohio State, NCG, Jan. 11, 2021
 20—Clemson vs. Alabama, NCG, Jan. 11, 2016
 20—LSU vs. Oklahoma, Peach Semi, Dec. 28, 2019

Most First Downs Passing, All Bowls

27—BYU vs. Penn State, Holiday, Dec. 30, 1989

Most First Downs By Penalty, Sugar Bowl

6—Florida vs. Florida State, Jan. 2, 1997

Most First Downs By Penalty, College Football Playoff games

6—Clemson vs. LSU, NCG, Jan. 13, 2020
 5—Michigan vs. TCU, Fiesta Semi, Dec. 31, 2022

SUGAR BOWL RECORD BOOK - TEAM

Most First Downs By Penalty, All Bowls

8—West Virginia vs. Florida St., Gator, Jan. 1, 2005

TURNOVERS

Most Turnovers, Sugar Bowl

9—Ole Miss (3 INT, 6 FUM) vs. Alabama, Jan. 1, 1964
8—Six times, last: Air Force (4 INT, 4 FUM) vs. Tennessee, Jan. 1, 1971

Most Turnovers, College Football Playoff games

5—Florida State (1 INT, 4 FUM) vs. Oregon, Rose Semi, Jan. 1, 2015

Most Turnovers Combined, Sugar Bowl

16—Santa Clara (8) and LSU (8), Jan. 1, 1937

Most Fumbles, Sugar Bowl

11—Ole Miss vs. Alabama, Jan. 1, 1964 (6 lost)

Most Fumbles, College Football Playoff games

7—Florida State vs. Oregon, Rose Semi, Jan. 1, 2015 (4 lost)

Most Fumbles, All Bowls

11—Ole Miss vs. Alabama, Sugar, Jan. 1, 1964 (6 lost)

Most Fumbles Lost, Sugar Bowl

6—Ole Miss vs. Alabama, Jan. 1, 1964

Most Fumbles Lost, College Football Playoff games

4—Florida State vs. Oregon, Rose Semi, Jan. 1, 2015 (7 total)
3—Oregon vs. Ohio State, NCG, Jan. 12, 2015

Most Fumbles Lost, All Bowls

6—Six times

Most Passes Had Intercepted, Sugar Bowl

5—Nebraska vs. Alabama, Jan. 2, 1967
5—LSU vs. Nebraska, Jan. 1, 1985
4—14 times, last: Hawaii vs. Georgia, Jan. 1, 2008

Most Passes Had Intercepted, College Football Playoff games

3—Alabama vs. Ohio State, Sugar Semi, Jan. 1, 2015

Most Passes Had Intercepted, All Bowls

8—Arizona vs. Auburn, Sun, 1968

RETURNS

Most Punt Return Yards, Sugar Bowl

106—Penn State vs. Georgia, Jan. 1, 1983 (5 ret.)

Most Punt Return Yards, College Football Playoff games

80—Alabama vs. Michigan State, Cotton Semi, Dec. 31, 2015 (5 ret.)

Most Punt Return Yards, All Bowls

180—Florida State vs. Penn State, Orange (3OT), Jan. 3, 2006

Most Kickoff Return Yards, Sugar Bowl

226—Cincinnati vs. Florida, Jan. 1, 2010 (9 returns)

Most Kickoff Return Yards, College Football Playoff games

196—Alabama vs. Clemson, NCG, Jan. 11, 2016 (5 returns)
186—Florida St. vs. Oregon, Rose Semi, Jan. 1, 2015 (9 returns)

Most Kickoff Return Yards, All Bowls

284—Oklahoma vs. West Virginia, Fiesta, Jan. 2, 2008 (9 returns)

Most Fumble Returns, Sugar Bowl

2—Oklahoma vs. Alabama, Jan. 2, 2014

Most Fumble Return Yards, Sugar Bowl

34—Oklahoma vs. Alabama, Jan. 2, 2014 (2 returns)

Items in bold indicate the most recent season.

PUNTS

Most Punts, Sugar Bowl

14—Four times. Last: Tulsa vs. Tennessee, Jan. 1, 1943

Most Punts, College Football Playoff games

11—Alabama vs. Clemson, NCG, Jan. 9, 2017
9—Washington vs. Alabama, Peach Semi, Dec. 31, 2016
9—Michigan State vs. Alabama, Cotton Semi, Dec. 31, 2015

Most Punts, All Bowls

17—Duke vs. USC, Rose, Jan. 2, 1939

Fewest Punts, Sugar Bowl

1—Seven times. Last: Louisville vs. Florida, Jan. 3, 2013

Fewest Punts, College Football Playoff games

1—LSU vs. Oklahoma, Peach, Dec. 28, 2019
1—Georgia vs. TCU, NCG, Jan. 9, 2023

Most Punting Yards, Sugar Bowl

672—TCU vs. LSU, Jan. 1, 1936

Most Punting Yards, College Football Playoff games

483—Alabama vs. Clemson, NCG, Jan. 9, 2017

Best Punting Average (min. 3), Sugar Bowl

55.0—Alabama vs. Ohio State, Jan. 1, 2015 (7 for 385)
52.7—Florida vs. West Virginia, Jan. 1, 1994 (3 for 158)
49.2—Auburn vs. Oklahoma, Jan. 2, 2017 (5 for 246)
49.0—Wyoming vs. LSU, Jan. 1, 1968 (4 for 196)
48.5—Penn State vs. Alabama, Dec. 31, 1975 (4 for 194)

Best Punting Average (min. 3), College Football Playoff games

55.0—Alabama vs. Ohio St., Sugar Semi, Jan. 1, 2015 (7 for 385)

Best Punting Average (min. 3), All Bowls

55.0—Texas A&M vs. Penn St., Alamo, Dec. 29, 2007 (6 for 330)
55.0—Alabama vs. Ohio State, Sugar, Jan. 1, 2015 (7 for 385)

PENALTIES

Most Penalties, Sugar Bowl

15—Miami vs. Tennessee, Jan. 1, 1986 (120 yards)
15—Florida vs. Florida State, Jan. 2, 1997 (102 yards)

Most Penalties, College Football Playoff games

11—Alabama vs. Washington, Peach Semi, Dec. 31, 2016
11—LSU vs. Clemson, NCG, Jan. 13, 2020

Most Penalties, All Bowls

21—Mississippi State vs. Clemson, Peach, 1999

Most Penalties Combined, Sugar Bowl

29—Florida (15) and Florida State (14), Jan. 2, 1997

Most Penalties Combined, College Football Playoff games

18—Clemson (7) and LSU (11), NCG, Jan. 13, 2020

Most Penalties Combined, All Bowls

29—Mississippi St. (21) and Clemson (8), Peach, 1999
29—Florida (15) and Florida St. (14), Sugar, 1997
29—Tulsa (16) and McNeese St. (13), Independence, 1976

Most Penalty Yards, Sugar Bowl

130—LSU vs. Nebraska, Jan. 1, 1987 (12 penalties)

Most Penalty Yards, College Football Playoff games

118—LSU vs. Clemson, NCG, Jan. 13, 2020

Most Penalty Yards, All Bowls

202—Miami vs. Texas, Cotton, 1991 (16 penalties)

Most Penalty Yards Combined, Sugar Bowl

245—Tennessee (125) and Miami (120), Jan. 1, 1986

Most Penalty Yards Combined, College Football Playoff games

183—LSU (118) and Clemson (65), NCG, Jan. 13, 2020

Most Penalty Yards Combined, All Bowls

295—Florida St. (174) and West Virginia (121), Gator, 2005

DEFENSE

Most Sacks By, Sugar Bowl

10—Baylor vs. Ole Miss, Jan. 1, 2022
8—Georgia vs. Hawaii, Jan. 1, 2008
8—Utah vs. Alabama, Jan. 2, 2009
7—Tennessee vs. Miami, Jan. 1, 1986
7—Florida State vs. Virginia Tech, Jan. 4, 2000
7—Oklahoma vs. Alabama, Jan. 2, 2014

Most Sacks By, College Football Playoff games

6—Alabama vs. Cincinnati, Cotton Semi, Dec. 31, 2021
6—Clemson vs. Notre Dame, Cotton Semi, Dec. 29, 2018
6—Michigan vs. Alabama, Rose Semi, Jan. 1, 2024
5—Eight times.

Tackles for Loss, Sugar Bowl

19—Florida State vs. Ohio State, Jan. 1, 1998
16—Florida State vs. Virginia Tech, Jan. 4, 2000
13—Georgia vs. Florida State, Jan. 1, 2003
12—Tennessee vs. Miami, Jan. 1, 1986
12—Ole Miss vs. Oklahoma St., Jan. 1, 2016

Tackles for Loss, College Football Playoff games

13—TCU vs. Michigan, Fiesta Semi, Dec. 31, 2022
12—Alabama vs. Georgia, NCG, Jan. 8, 2018

Pass Breakups, Sugar Bowl

15—Notre Dame vs. Florida, Jan. 1, 1992
14—Alabama vs. Miami, Jan. 1, 1993
13—Georgia vs. Pittsburgh, Jan. 1, 1982
13—Tennessee vs. Miami, Jan. 1, 1986
12—Miami vs. Florida, Jan. 2, 2001

Pass Breakups, College Football Playoff games

9—Alabama vs. Clemson, Sugar Semi, Jan. 1, 2018

Most Interceptions By, Sugar Bowl

5—Nebraska vs. LSU, Jan. 1, 1985
5—Alabama vs. Nebraska, Jan. 2, 1967
4—14 times, last: Georgia vs. Hawaii, Jan. 1, 2008

Most Interceptions By, College Football Playoff games

3—Ohio State vs. Alabama, Sugar Semi, Jan. 1, 2015

Most Passes Had Intercepted, All Bowls

8—Arizona vs. Auburn, Sun, 1968

Interception Return Yards, Sugar Bowl

112—Baylor vs. Ole Miss, Jan. 1, 2022 (3 INT)
89—Tennessee vs. Miami, Jan. 1, 1986 (4 INT)
87—Alabama vs. Miami, Jan. 1, 1993 (3 INT)
81—Florida vs. Nebraska, Dec. 31, 1974 (4 INT)
77—Georgia vs. Florida State, Jan. 1, 2003 (2 INT)
77—Ohio State vs. Alabama, Jan. 1, 2015 (3 INT)

Interception Return Yards, College Football Playoff games

104—Clemson vs. Ohio State, Fiesta Semi, Dec. 31, 2016

SUGAR BOWL RECORD BOOK - INDIVIDUAL

ALL-PURPOSE YARDS

Most All-Purpose Yards, Sugar Bowl

1.	282	Kevin Williams (241 ret/49 rec/-8 rush)	Miami vs. Alabama, Jan. 1, 1993
2.	266	Domanick Davis (139 ret/122 rush/5 ret).....	LSU vs. Illinois, Jan. 1, 2002
3.	254	Trey Sermon (193 rush/61 rec)	Ohio State vs. Clemson, Jan. 1, 2021
4.	248	Mardy Gilyard (207 ret/41rec)	Cincinnati vs. Florida, Jan. 1, 2010
5.	245	Bruce Maxwell (137 rec/108 rush)	Arkansas vs. Ole Miss, Jan. 1, 1970
6.	243	Ezekiel Elliott (230 rush/13 rec)	Ohio State vs. Alabama, Jan. 1, 2015
7.	239	Josh Reed (239 rec).....	LSU vs. Illinois, Jan. 1, 2002
8.	220	Peter Warrick (163 rec/57 ret) ...	Florida State vs. Virginia Tech, Jan. 4, 2000
9.	212	Steve Slaton (204 rush/8 rec)	West Virginia vs. Georgia, Jan. 2, 2006
10.	207	Jack Jackson (128 rec/79 ret)	Florida vs. Florida State, Jan. 2, 1995

Most All-Purpose Yards, College Football Playoff games

1.	254	Trey Sermon (193 rush/61 rec).....	Ohio State vs. Clemson, Sugar Semi, Jan. 1, 2021
2.	245	Ezekiel Elliott (246 rush/-1 rec).....	Ohio State vs. Oregon, NCG, Jan. 12, 2015
3.	243	Ezekiel Elliott (230 rush/13 rec).....	Ohio State vs. Alabama, Sugar Semi, Jan. 1, 2015
4.	227	Justin Jefferson (227 rec)	LSU vs. Oklahoma, Peach Semi, Dec. 28, 2019
5.	222	Sony Michel (181 rush/41 rec)	Georgia vs. Oklahoma, Rose Semi, Jan. 1, 2018

Most All-Purpose Yards, All Bowls

1.	408	Chris Johnson.....	East Carolina vs. Boise State, Hawaii Bowl, Dec. 23, 2007
2.	403	Antonio Brown.....	Central Mich. vs. Troy, GMAC, 2010
3.	375	Gartrell Johnson.....	Colorado St. vs. Fresno St., New Mexico, 2008
4.	368	Christian McCaffrey.....	Stanford vs. Iowa, Rose, Jan. 1, 2016
5.	359	Sherman Williams.....	Alabama vs. Ohio St., Florida Citrus, 1995

Most All-Purpose Yards, Superdome History (College, FBS)

1.	343	Donald Buckram (234 rush/109 rec)	UTEP vs. Tulane, Nov. 7, 2009
2.	324	Jeremy Williams (139 rec/145 ret)	Tulane vs. UTEP, Nov. 7, 2009
3.	312	Matt Forté (303 rush/9 rec).....	Tulane vs. Southeastern, Sept. 22, 2007
4.	293	Matt Forté (278 rush, 15 rec)	Tulane vs. Memphis, Oct. 27, 2007
5.	283	Matt Forté (216 rush/47 rec).....	Tulane vs. Army, Nov. 13, 2004
	283	Darryl Surgen (93 rec/190 ret).....	ULL vs. S.D. St., N.O. Bowl, Dec. 17, 2011

DEFENSE

Total Tackles (all 15 tackle games), Sugar Bowl

1.	20	Tom Cousineau	Ohio State vs. Alabama, Jan. 1, 1978
	20	Terrel Bernard	Baylor vs. Ole Miss, Jan. 1, 2022
3.	18	Greg Collins	Notre Dame vs. Alabama, Dec. 31, 1973
	18	Rod Smith	Notre Dame vs. Florida, Jan. 1, 1992
5.	17	Kenny Dill.....	Ole Miss vs. Alabama, Jan. 1, 1964
	17	Mike Vincent	LSU vs. Syracuse, Jan. 1, 1965
	17	Lance Mehl.....	Penn State vs. Alabama, Jan. 1, 1979
	17	Kurt Crain.....	Auburn vs. Syracuse, Jan. 1, 1988
9.	16	Tommy Yearout.....	Auburn vs. Oklahoma, Jan. 1, 1972
	16	John Hayworth.....	Auburn vs. Oklahoma, Jan. 1, 1972
	16	Aaron Brown	Ohio State vs. Alabama, Jan. 1, 1978
12.	15	Jerry Kober	LSU vs. Wyoming, Jan. 1, 1968
	15	Benny Griffin	LSU vs. Wyoming, Jan. 1, 1968
	15	Cliff Powell.....	Arkansas vs. Georgia, Jan. 1, 1969
	15	Ben Zambiasi.....	Georgia vs. Pittsburgh, Jan. 1, 1977
	15	Shawn Burks.....	LSU vs. Nebraska, Jan. 1, 1985

Total Tackles, College Football Playoff games

1.	18	Alohi Gilman.....	Notre Dame vs. Clemson, Cotton, Dec. 29, 2018
2.	16	Te'veon Coney.....	Notre Dame vs. Clemson, Cotton, Dec. 29, 2018
3.	15	Raekwon McMillan.....	Ohio State vs. Clemson, Fiesta, Dec. 31, 2016
	15	Kenneth Murray.....	Oklahoma vs. Alabama, Orange, Dec. 29, 2018
5.	14	P.J. Williams.....	Florida State vs. Oregon, Rose, Jan. 1, 2015
	14	Tuf Borland	Ohio State vs. Alabama, NCG, Jan. 11, 2021

Total Tackles, All Bowls

1.	31	Lee Roy Jordan	Alabama vs. Oklahoma, Orange, Jan. 1, 1963
----	----	----------------------	--

Total Tackles, Superdome History (College, FBS)

1.	24	Marvi Burdette	UAB vs. Tulane, Oct. 27, 2012
2.	20	Terrel Bernard.....	Baylor vs. Ole Miss, Sugar Bowl, Jan. 1, 2022
3.	18	Shakiel Smith	Tulane vs. Rice, Nov. 13, 2010
4.	18	Trent Mackey.....	Tulane vs. Syracuse, Oct. 8, 2011
5.	17	Cardia Jackson	UL Monroe vs. Tulane, Sept. 20, 2008
	17	Trent Mackey.....	Tulane vs. Army, Oct. 9, 2010

Most Quarterback Sacks, Sugar Bowl

1.	3	Ron Stallworth.....	Auburn vs. Syracuse, Jan. 1, 1988
	3	Cornell Brown	Virginia Tech vs. Texas, Dec. 31, 1995
	3	Jamal Reynolds.....	Florida State vs. Virginia Tech, Jan. 4, 2000
	3	Marcus Howard	Georgia vs. Hawaii, Jan. 1, 2008
	3	Stevenson Sylvester	Utah vs. Alabama, Jan. 2, 2009
	3	Eric Striker	Oklahoma vs. Alabama, Jan. 2, 2014

Most Quarterback Sacks, College Football Playoff games

1.	4	Dylan Horton	TCU vs. Michigan, Fiesta Semi, Dec. 31, 2022
2.	3	Kevin Dodd	Clemson vs. Alabama, NCG, Jan. 11, 2016
	3	Christian Harris.....	Alabama vs. Georgia, NCG, Jan. 10, 2022
4.	2	Twelve tied. Most recent: Bralen Trice Wash. vs. Texas, Sugar Semi, Jan. 1, 2024	

Most Quarterback Sacks, All Bowls

1.	6	Shay Muirbrook.....	BYU vs. Kansas State, Cotton, Jan. 1, 1997
----	---	---------------------	--

Most Tackles for Loss, Sugar Bowl

1.	4	Ray Nettles	Tennessee vs. Air Force, Jan. 1, 1971
	4	E.J. Junior	Alabama vs. Penn State, Jan. 1, 1979
	4	Mark Hovanic.....	Tennessee vs. Miami, Jan. 1, 1986
	4	Cornell Brown	Virginia Tech vs. Texas, Dec. 31, 1995
	4	Jimmy Williams	Virginia Tech vs. Auburn, Jan. 1, 2005
	4	Cameron Heyward.....	Ohio State vs. Arkansas, Jan. 4, 2011
	4	Jake Ryan	Michigan vs. Virginia Tech, Jan. 3, 2012
	4	Dominique Easley	Florida vs. Louisville, Jan. 2, 2013
	4	Brian Branch.....	Alabama vs. Kansas State, Dec. 31, 2022

Most Tackles For Loss, College Football Playoff games

1.	5	Dylan Horton	Clemson vs. Alabama, NCG, Jan. 11, 2016
2.	4	Dylan Horton	TCU vs. Michigan, Fiesta Semi, Dec. 31, 2022
	4	Christian Harris.....	Alabama vs. Georgia, NCG, Jan. 10, 2022
4.	3.5	Kevin Dodd	Clemson vs. Oklahoma, Orange Semi, Dec. 31, 2015
	3.5	Anfernee Jennings.....	Alabama vs. Clemson, NCG, Jan. 7, 2019

Most Tackles for Loss, All Bowls

1.	6	Shay Muirbrook.....	BYU vs. Kansas State, Cotton, 1997
	6	LeMarcus McDonald.....	TCU vs. Texas A&M, galleryfurniture.com, 2001
	6	Joseph Ossai	Texas vs. Utah, Alamo, Dec. 31, 2019
4.	5.5	Chris Chamberlain.....	Tulsa vs. Bowling Green, GMAC, 2008
	5.5	Houston Bates.....	Louisiana Tech vs. Illinois, Heart of Dallas, 2014

Forced Fumbles, Sugar Bowl

1.	2	Rich Kraynak.....	Pittsburgh vs. Georgia, Jan. 1, 1982
	2	Marcus Howard	Georgia vs. Hawaii, Jan. 1, 2008
	2	Tramain Thomas	Arkansas vs. Ohio State, Jan. 4, 2011

Fumble Recoveries, Sugar Bowl

1.	2	Walt Yowarsky.....	Kentucky vs. Oklahoma, Jan. 1, 1951
	2	Jamie Rotella	Tennessee vs. Air Force, Jan. 1, 1971
	2	Darryl Haas.....	Air Force vs. Tennessee, Jan. 1, 1971
	2	Geneo Grissom	Oklahoma vs. Alabama, Jan. 2, 2014

Interceptions, Sugar Bowl

1.	3	Denis O'Connor	St. Mary's vs. Oklahoma A&M, Jan. 1, 1946
	3	Raymond Brown	Ole Miss vs. Texas, Jan. 1, 1958
	3	Bobby Johns	Alabama vs. Nebraska, Jan. 2, 1967
4.	2	18 tied, last by JT Woods..... Baylor vs. Ole Miss, Jan. 1, 2022	

SUGAR BOWL RECORD BOOK - INDIVIDUAL

Most Interceptions, College Football Playoff games

- 2 Derion Kendrick Georgia vs. Michigan, Orange Semi, Dec. 31, 2021
- 2 Javon Bullard Georgia vs. TCU, NCG, Jan. 9, 2023

Most Interceptions, All Bowls

- 4 Manuel Aja Arizona State vs. Xavier, Salad, Jan. 2, 1950
- 4 Jim Dooley Miami (Fla.) vs. Clemson, Gator, Jan. 1, 1952

Most Interceptions, Superdome History (College, FBS)

- 3 Clinton Burrell LSU vs. Tulane, Nov. 22, 1975

Most Passes Broken Up, Sugar Bowl

- 5 Steve Kelley Georgia vs. Pittsburgh, Jan. 1, 1982
- 5 Tommy Johnson Alabama vs. Miami, 1993
- 4 Andre Creamer Tennessee vs. Miami, 1986
- 4 Dale Carter Tennessee vs. Virginia, 1991
- 4 Darryl Hardy Tennessee vs. Virginia, 1991
- 4 Tom Carter Notre Dame vs. Florida, 1992
- 4 Larry Green Virginia Tech vs. Texas, Dec. 31, 1995
- 4 Cyrus Jones Alabama vs. Ohio State, Jan. 1, 2015

Most Passes Broken Up, College Football Playoff games

- 4 Cyrus Jones Alabama vs. Ohio State, Sugar Semi, Jan. 1, 2015
- 4 Xavier McKinney Alabama vs. Oklahoma, Orange Semi, Dec. 29, 2018
- 3 Brian Branch Alabama vs. Ohio State, NCG, Jan. 11, 2021
- 3 Tre'Vius Hodges-Tomlinson TCU vs. Michigan, Fiesta Semi, Dec. 31, 2022
- 3 Jabbar Muhammad Washington vs. Texas, Sugar Semi, Jan. 1, 2024

Most Passes Broken Up, All Bowls

- 6 Tre Watson Washington vs. BYU, Fight Hunger, Dec. 27, 2013
- 5 Dyshod Carter Kansas St. vs. Purdue, Alamo, 1998
- 5 Caleb Williams Georgia Southern vs. Bowling Green, GoDaddy.com, Dec. 23, 2015
- 4 22 Tied.

PASSING

Most Pass Attempts, Sugar Bowl

- 58 Shane Matthews (28 comp.) Florida vs. Notre Dame, Jan. 1, 1992
- 56 Gino Torretta (24 comp.) Miami vs. Alabama, Jan. 1, 1993
- 53 Rohan Davey (31 comp.) LSU vs. Illinois, Jan. 1, 2002
- 48 Trevor Lawrence (33 comp.) Clemson vs. Ohio State, Jan. 1, 2021
- 47 Ryan Mallett (24 comp.) Arkansas vs. Ohio State, Jan. 4, 2011
- 46 Bob Parker (23 comp.) Air Force vs. Tennessee, Jan. 1, 1971
- 45 Steve Spurrier (27 comp.) Florida vs. Missouri, Jan. 1, 1966
- 45 Tony Pike (27 comp.) Cincinnati vs. Florida, Jan. 1, 2010
- 44 Pat Sullivan (20 comp.) Auburn vs. Oklahoma, Jan. 1, 1972
- 44 Trevor Knight (32 comp.) Oklahoma vs. Alabama, Jan. 2, 2014

Most Pass Attempts, College Football Playoff games

- 57 Bryce Young (35 comp.) Alabama vs. Georgia, NCG, Jan. 10, 2022
- 56 Deshaun Watson (36 comp.) Clemson vs. Alabama, NCG, Jan. 9, 2017
- 51 Michael Penix, Jr. (27 comp.) Washington vs. Michigan, NCG, Jan. 8, 2024
- 49 Joe Burrow (31 comp.) LSU vs. Clemson, NCG, Jan. 13, 2020
- 48 Trevor Lawrence (33 comp.) Clemson vs. Ohio State, Sugar, Jan. 1, 2021

Most Pass Attempts, All Bowls

- 78 Mike Kafka (47 comp.) Northwestern vs. Auburn, Outback, 1/1/10
- 74 Kyle Orton (38 comp.) Purdue vs. Washington St., Sun, Dec. 31, 2001
- 70 Brett Basanez (38 comp.) Northwestern vs. UCLA, Sun, Dec. 30, 2005
- 70 Byron Leftwich (41 comp.) Marshall vs. East Carolina, GMAC, Dec. 19, 2001
- 69 Case Keenum (45 comp.) Houston vs. Penn State, TicketCity, 2012
- 69 Graham Harrell (44 comp.) Texas Tech vs. Virginia, Gator, 2008

Most Pass Attempts, Superdome History (College, FBS)

- 58 Shane Matthews (28 comp.) Florida vs. Notre Dame, Sugar Bowl, Jan. 1, 1992
- 57 Tim Rattay (37 comp.) Louisiana Tech vs. Tulane, Nov. 26, 1998
- 57 Ryan Griffin (36 comp.) Tulane vs. East Carolina, Nov. 17, 2012
- 56 Gino Torretta (24 comp.) Miami vs. Alabama, Sugar Bowl, Jan. 1, 1993
- 56 Chris Redman (41 comp.) Louisville vs. Tulane, Oct. 17, 1998
- 56 Patrick Ramsey (29 comp.) Tulane vs. Memphis, Nov. 18, 2000

Most Pass Completions, Sugar Bowl

- 33 Trevor Lawrence (48 att.) Clemson vs. Ohio State, Jan. 1, 2021
- 32 Trevor Knight (44 att.) Oklahoma vs. Alabama, Jan. 2, 2014
- 31 Rohan Davey (53 att.) LSU vs. Illinois, Jan. 1, 2002
- 31 Tim Tebow (35 att.) Florida vs. Cincinnati, Jan. 1, 2010
- 29 Michael Penix Jr. (38 att.) Washington vs. Texas, Jan. 1, 2024
- 28 Shane Matthews (58 att.) Florida vs. Notre Dame, Jan. 1, 1992
- 28 Danny Wuerffel (39 att.) Florida vs. Florida State, Jan. 2, 1995
- 27 Steve Spurrier (45 att.) Florida vs. Missouri, Jan. 1, 1966
- 27 Gary Hollingsworth (43 att.) Alabama vs. Miami, Jan. 1, 1990
- 27 Brian Johnson (41 att.) Utah vs. Alabama, Jan. 2, 2009
- 27 Tony Pike (45 att.) Cincinnati vs. Florida, Jan. 1, 2010

Most Pass Completions, College Football Playoff games

- 36 Deshaun Watson (56 att.) Clemson vs. Alabama, NCG, Jan. 9, 2017
- 36 Mac Jones (45 att.) Alabama vs. Ohio State, NCG, Jan. 11, 2021
- 35 Bryce Young (57 comp.) Alabama vs. Georgia, NCG, Jan. 10, 2022
- 33 Trevor Lawrence (48 att.) Clemson vs. Ohio State, Sugar Semi, Jan. 1, 2021
- 31 Joe Burrow (49 att.) LSU vs. Clemson, NCG, Jan. 13, 2020

Most Pass Completions, All Bowls

- 47 Mike Kafka (78 att.) Northwestern vs. Auburn, Outback, 1/1/10
- 45 Case Keenum (69 att.) Houston vs. Penn State, TicketCity, 2012
- 44 Graham Harrell (69 att.) Texas Tech vs. Virginia, Gator, 2008
- 43 Steve Clarkson San Jose St. vs. Toledo, California, 1981
- 43 Taylor Potts Texas Tech vs. Northwestern, TicketCity, 2011

Most Completions, Superdome History (College, FBS)

- 41 Chris Redman (56 att.) Louisville vs. Tulane, Oct. 17, 1998
- 41 Shane Carden (55 att.) East Carolina vs. Tulane, Oct. 12, 2013
- 37 Tim Rattay (57 att.) Louisiana Tech vs. Tulane, Nov. 26, 1998
- 36 Ryan Griffin (57 att.) Tulane vs. East Carolina, Nov. 17, 2012
- 36 Austin Reed (55 att.) W. Kentucky vs. S. Alabama, N.O. Bowl, Dec. 21, 2022
- 36 Carter Bradley (53 att.) S. Alabama vs. W. Kentucky, N.O. Bowl, Dec. 21, 2022

Most Consecutive Pass Completions, Sugar Bowl

- 12 Tim Tebow Florida vs. Cincinnati, Jan. 1, 2010
- 12 Michael Penix Jr. Washington vs. Texas, Jan. 1, 2024
- 9 Glenn Dobbs Tulsa vs. Tennessee, Jan. 1, 1943
- 9 Bill Montgomery Arkansas vs. Georgia, Jan. 1, 1969
- 8 Harry Gilmer Alabama vs. Duke, Jan. 1, 1945

Most Consecutive Pass Completions, College Football Playoff games

- 12 Mac Jones Alabama vs. Ohio State, NCG, Jan. 11, 2021
- 12 Michael Penix Jr. Washington vs. Texas, Sugar Semi, Jan. 1, 2024
- 11 Joe Burrow LSU vs. Oklahoma, Peach Semi, Dec. 28, 2019
- 10 Mac Jones Alabama vs. Notre Dame, Rose Semi, Jan. 1, 2021
- 9 Tua Tagovailoa Alabama vs. Oklahoma, Orange Semi, Dec. 29, 2018
- 9 Jake Fromm Georgia vs. Oklahoma, Rose Semi, Jan. 1, 2018
- 9 Jake Browning Washington vs. Alabama, Peach Semi, Dec. 31, 2016
- 9 Stetson Bennett Georgia vs. Michigan, Orange Semi, Dec. 31, 2021

Most Consecutive Pass Completions, All Bowls

- 19 Mike Bobo Georgia vs. Wisconsin, Outback, 1/1/98
- 18 Zach Wilson BYU vs. Western Michigan, Famous Idaho Potato, 2018
- 17 Ryan Finley N.C. State vs. Arizona St., Sun, 2017
- 16 Philip Rivers N.C. State vs. Kansas, Tangerine, 2003
- 15 Jordan Love Utah St. vs. Kent St., Frisco, 12/20/19

Items in bold indicate the most recent season.

SUGAR BOWL RECORD BOOK - INDIVIDUAL

Most Passing Yards (all 300-yard games), Sugar Bowl

1.	482	Tim Tebow (31-of-35).....	Florida vs. Cincinnati, Jan. 1, 2010
2.	444	Rohan Davey (31-of-53).....	LSU vs. Illinois, Jan. 1, 2002
3.	430	Michael Penix Jr. (29-of-38).....	Washington vs. Texas, Jan. 1, 2024
3.	400	Trevor Lawrence (33-of-48).....	Clemson vs. Ohio State, Jan. 1, 2021
4.	394	Danny Wuerffel (28-of-39).....	Florida vs. Florida State, Jan. 2, 1995
5.	387	AJ McCarron (19-of-30).....	Alabama vs. Oklahoma, Jan. 2, 2014
6.	385	Justin Fields (22-of-28).....	Ohio State vs. Clemson, Jan. 1, 2021
7.	370	Shane Matthews (28-of-58).....	Florida vs. Notre Dame, Jan. 1, 1992
8.	352	Steve Spurrier (27-of-45).....	Florida vs. Missouri, Jan. 1, 1966
9.	348	Trevor Knight (32-of-44).....	Oklahoma vs. Alabama, Jan. 2, 2014
10.	338	Bill Montgomery (17-of-34).....	Arkansas vs. Ole Miss, Jan. 1, 1970
11.	336	Brian Johnson (27-of-41).....	Utah vs. Alabama, Jan. 2, 2009
12.	334	Thad Busby (22-of-33).....	Florida State vs. Ohio State, Jan. 1, 1998
13.	332	JaMarcus Russell (21-of-34).....	LSU vs. Notre Dame, Jan. 3, 2007
14.	329	Chris Weinke (20-of-34).....	Florida State vs. Virginia Tech, Jan. 4, 2000
15.	321	Bryce Young (15-of-21).....	Alabama vs. Kansas State, Dec. 31, 2022
16.	318	Quinn Ewers (24-of-43).....	Texas vs. Washington, Jan. 1, 2024
16.	306	Danny Wuerffel (18-of-34).....	Florida vs. Florida State, Jan. 2, 1997
17.	302	Chad Kelly (21-of-33).....	Ole Miss vs. Oklahoma State, Jan. 1, 2016

Most Passing Yards, College Football Playoff games

1.	493	Joe Burrow (29-of-39).....	LSU vs. Oklahoma, Peach Semi, Dec. 28, 2019
2.	464	Mac Jones (36-of-45).....	Alabama vs. Ohio State, NCG, Jan. 11, 2021
3.	463	Joe Burrow (31-of-49).....	LSU vs. Clemson, NCG, Jan. 13, 2020
4.	430	Michael Penix Jr. (29-of-38).....	Washington vs. Texas, Sugar Semi, Jan. 1, 2024
5.	420	Deshaun Watson (36-of-56).....	Clemson vs. Alabama, NCG, Jan. 9, 2017

Most Passing Yards, All Bowls

1.	576	Ty Detmer (42-of-59).....	Brigham Young vs. Penn St., Holiday, 12/30/89
	576	Byron Leftwich (41-of-70).....	Marshall vs. East Carolina, (2 ot) GMAC, 12/19/01
3.	573	C.J. Stroud (37-of-46).....	Ohio State vs. Utah, Rose, Jan. 1, 2022
4.	559	Colt Brennan (33-of-42).....	Hawaii vs. Arizona St., Hawaii, Dec. 24, 2006
5.	550	Bryce Petty (36-of-51).....	Baylor vs. Michigan St., Cotton, Jan. 1, 2015

Most Passing Yards, Superdome History (College, FBS)

1.	497	Austin Reed (36-of-55).....	W. Kentucky vs. S. Alabama, N.O. Bowl, Dec. 21, 2022
2.	482	Tim Tebow (31-of-35).....	Florida vs. Cincinnati, Sugar Bowl, Jan. 1, 2010
3.	480	Shane Carden (41-of-55).....	East Carolina vs. Tulane, Oct. 12, 2013
4.	477	Chris Redman (41-of-56).....	Louisville vs. Tulane, Oct. 17, 1998
5.	476	Ryan Griffin (28-of-49).....	Tulane vs. Rice, Nov. 3, 2012

Most Touchdown Passes, Sugar Bowl

1.	6	Justin Fields.....	Ohio State vs. Clemson, Jan. 1, 2021
2.	5	Bryce Young.....	Alabama vs. Kansas State, Dec. 31, 2022
3.	4	Chris Weinke.....	Florida State vs. Virginia Tech, Jan. 4, 2000
4	4	Kurt Kittner.....	Illinois vs. LSU, Jan. 1, 2002
4	4	Trevor Knight.....	Oklahoma vs. Alabama, Jan. 2, 2014
4	4	Chad Kelly.....	Ole Miss vs. Oklahoma State, Jan. 1, 2016
7.	3	Pepper Rodgers.....	Georgia Tech vs. West Virginia, Jan. 1, 1954
3	3	Dan Marino.....	Pittsburgh vs. Georgia, Jan. 1, 1982
3	3	Craig Sundberg.....	Nebraska vs. LSU, Jan. 1, 1985
3	3	Craig Erickson.....	Miami vs. Alabama, Jan. 1, 1990
3	3	Gary Hollingsworth.....	Alabama vs. Miami, Jan. 1, 1990
3	3	Danny Wuerffel.....	Florida vs. Florida State, Jan. 2, 1997
3	3	Ken Dorsey.....	Miami vs. Florida, Jan. 2, 2001
3	3	D.J. Shockley.....	Georgia vs. West Virginia, Jan. 2, 2006
3	3	Brian Johnson.....	Utah vs. Alabama, Jan., 2, 2009
3	3	Tim Tebow.....	Florida vs. Cincinnati, Jan. 1, 2010
3	3	Tony Pike.....	Cincinnati vs. Florida, Jan. 1, 2010
3	3	Jake Fromm.....	Georgia vs. Texas, Jan. 1, 2019

Most Touchdown Passes, College Football Playoff games

1.	7	Joe Burrow.....	LSU vs. Oklahoma, Peach Semi, Dec. 28, 2019
2.	6	Justin Fields.....	Ohio State vs. Clemson Semi, Jan. 1, 2021
3.	5	Joe Burrow.....	LSU vs. Clemson, NCG, Jan. 13, 2020
5	5	Mac Jones.....	Alabama vs. Ohio State, NCG, Jan. 11, 2021
5.	4	Five tied, Last: C.J. Stroud.....	Ohio State vs. Georgia, Peach Semi, Dec. 31, 2022

Most Touchdown Passes, All Bowls

1.	7	Cooper Rush.....	Central Michigan vs. Western Kentucky, Bahamas, Dec. 24, 2014
7	7	Joe Burrow.....	LSU vs. Oklahoma, Peach, Dec. 28, 2019
3.	6	Chuck Long.....	Iowa vs. Texas, Freedom, 1984
6	6	Connor Halliday.....	Washington St. vs. Colorado St., New Mexico, 2013
6	6	Jared Goff.....	California vs. Air Force, Armed Forces, 2015
6	6	Geno Smith.....	West Virginia vs. Clemson, Orange, 2012
6	6	Justin Fields.....	Ohio State vs. Clemson, Jan. 1, 2021
6	6	C.J. Stroud.....	Ohio State vs. Utah, Rose, Jan. 1, 2022

Most Touchdown Passes, Superdome History (College, FBS)

1.	6	Justin Fields.....	Ohio State vs. Clemson, Sugar Bowl, Jan. 1, 2021
2.	5	Nickie Hall.....	Tulane vs. Rice, Sept. 20, 1980
5	5	Deron Smith.....	Tulane vs. Memphis, Nov. 4, 1989
5	5	Shaun King.....	Tulane vs. Houston, Nov. 21, 1998
5	5	Patrick Ramsey.....	Tulane vs. UL-Lafayette, Sept. 18, 1999
5	5	Rusty Smith.....	Florida Atlantic vs. Memphis, New Orleans Bowl, Dec. 21, 2007
5	5	Ryan Griffin.....	Tulane vs. UAB, Oct. 27, 2012
5	5	Joe Burrow.....	LSU vs. Clemson, CFP Championship, Jan. 13, 2020
5	5	Bryce Young.....	Alabama vs. Kansas State, Sugar Bowl, Dec. 31, 2022

Highest Completion Percentage (min. 8 attempts), Sugar Bowl

1.	1.000	Harry Gilmer (8-of-8).....	Alabama vs. Duke, Jan. 1, 1945
2.	88.6	Tim Tebow (31-of-35).....	Florida vs. Cincinnati, Jan. 1, 2010
3.	83.3	Richard Todd (10-of-12).....	Alabama vs. Penn State, Dec. 31, 1975
4.	80.0	Perry Lee Dunn (8-of-10).....	Ole Miss vs. Alabama, Jan. 1, 1964
5.	78.6	Pat White (11-of-14).....	West Virginia vs. Georgia, Jan. 2, 2006
78.6	Justin Fields (22-of-28).....	Ohio State vs. Clemson, Jan. 1, 2021	
7.	76.3	Michael Penix Jr. (29-of-38).....	Washington vs. Texas, Jan. 1, 2024
8.	73.7	Rick Mirer (14-of-19).....	Notre Dame vs. Florida, Jan. 1, 1992
9.	72.7	Jeff Rutledge (8-of-11).....	Alabama vs. Ohio State, Jan. 1, 1978
72.7	Jeff Burger (24-of-33).....	Auburn vs. Syracuse, Jan. 1, 1988	
72.7	Trevor Knight (32-of-44).....	Oklahoma vs. Alabama, Jan. 2, 2014	

Highest Completion Percentage (min. 20 attempts), College Football Playoff games

1.	88.9	Tua Tagovailoa (24-of-27).....	Alabama vs. Oklahoma, Orange Semi, Dec. 29, 2018
2.	83.3	Jacob Coker (25-of-30).....	Alabama vs. Michigan State, Cotton Semi, Dec. 31, 2015
83.3	Mac Jones (25-of-30).....	Alabama vs. Notre Dame, Rose Semi, Jan. 1, 2021	
4.	80.0	Mac Jones (36-of-45).....	Alabama vs. Ohio State, NCG, Jan. 11, 2021
5.	78.6	Justin Fields (22-of-28).....	Ohio State vs. Clemson, Sugar, Jan. 1, 2021

Highest Completion Percentage (min. 20 attempts), All Bowls

1.	92.9	Mike Bobo (26-of-28).....	Georgia vs. Wisconsin, Outback, Jan. 1, 1998
2.	88.9	Tua Tagovailoa (24-of-27).....	Alabama vs. Oklahoma, Orange, Dec. 29, 2018
3.	88.6	Tim Tebow (31-of-35).....	Florida vs. Cincinnati, Sugar, Jan. 1, 2010
4.	88.0	Connor Shaw (22-of-25).....	South Carolina vs. Wisconsin, Capital One, 2013
5.	87.1	Andrew Luck (27-of-31).....	Stanford vs. Oklahoma St., Fiesta, 2012

SUGAR BOWL RECORD BOOK - INDIVIDUAL

RECEIVING

Most Receiving Yards (all 100-Yard Games), Sugar Bowl

1.	239	Josh Reed (14 rec.)	LSU vs. Illinois, Jan. 1, 2002
2.	181	Riley Cooper (7 rec.)	Florida vs. Cincinnati, Jan. 1, 2010
3.	178	Ray Perkins (7 rec.)	Alabama vs. Nebraska, Jan. 2, 1967
	178	Walter Young (6 rec.)	Illinois vs. LSU, Jan. 1, 2002
5.	176	E.G. Green (7 rec.)	Florida State vs. Ohio State, Jan. 1, 1998
6.	175	George Pickens (12 rec.)	Georgia vs. Baylor, Jan. 1, 2020
7.	171	Chuck Dicus (6 rec.)	Arkansas vs. Ole Miss, Jan. 1, 1970
8.	169	Chuck Dicus (12 rec.)	Arkansas vs. Georgia, Jan. 1, 1969
9.	163	Peter Warrick (6 rec.)	Florida State vs. Virginia Tech, Jan. 4, 2000
10.	150	Ike Hilliard (7 rec.)	Florida vs. Florida State, Jan. 2, 1997
11.	148	Willie Jackson (8 rec.)	Florida vs. Notre Dame, Jan. 1, 1992
12.	139	DeAndrew White (3 rec.)	Alabama vs. Oklahoma, Jan. 2, 2014
	139	Cornell Powell (8 rec.)	Clemson vs. Ohio State, Jan. 1, 2021
14.	138	Ralph Jones (4 rec.)	Alabama vs. Duke, Jan. 1, 1945
15.	137	Bruce Maxwell (9 rec.)	Arkansas vs. Ole Miss, Jan. 1, 1970
16.	132	Tinker Owens (5 rec.)	Oklahoma vs. Penn State, Dec. 31, 1972
	132	Chris Olave (6 rec.)	Ohio State vs. Clemson, Jan. 1, 2021
18.	131	Willie Jackson (9 rec.)	Florida vs. West Virginia, Jan. 1, 1994
19.	128	Jack Jackson (6 rec.)	Florida vs. Florida State, Jan. 2, 1995
20.	126	Josh Morgan (3 rec.)	Virginia Tech vs. Auburn, Jan. 3, 2005
21.	125	Joe Thompson (9 rec.)	Tennessee vs. Air Force, Jan. 1, 1971
	125	Lawyer Tillman (6 rec.)	Auburn vs. Syracuse, Jan. 1, 1988
	125	Freddie Brown (12 rec.)	Utah vs. Alabama, Jan. 2, 2009
	125	Rome Odunze (6 rec.)	Washington vs. Texas, Jan. 1, 2024
25.	122	Ja'Lynn Polk (5 rec.)	Washington vs. Texas, Jan. 1, 2024
26.	121	Amari Cooper (9 rec.)	Alabama vs. Oklahoma, Jan. 2, 2014
27.	120	Michael Clayton (8 rec.)	LSU vs. Illinois, Jan. 1, 2002
	120	Joe Adams (9 rec.)	Arkansas vs. Ohio State, Jan. 4, 2011
29.	119	Ike Hilliard (3 rec.)	Florida vs. Florida State, Jan. 2, 1995
	119	Bryan Still (6 rec.)	Virginia Tech vs. Texas, Dec. 31, 1995
31.	117	Terry Beasley (6 rec.)	Auburn vs. Oklahoma, Jan. 1, 1972
	117	Danny Coale (8 rec.)	Virginia Tech vs. Michigan, Jan. 3, 2012
33.	116	Gregg Garrity (4 rec.)	Penn State vs. Georgia, Jan. 1, 1983
34.	115	Early Doucet (8 rec.)	LSU vs. Notre Dame, Jan. 3, 2006
35.	114	Paul Bassa (10 rec.)	Air Force vs. Tennessee, Jan. 1, 1971
36.	111	Aaron Hernandez (9 rec.)	Florida vs. Cincinnati, Jan. 1, 2010
37.	110	Reche Caldwell (6 rec.)	Florida vs. Miami, Jan. 2, 2001
38.	108	Charles Casey (5 rec.)	Florida vs. Missouri, Jan. 1, 1966
	108	Vernon Studdard (5 rec.)	Ole Miss vs. Arkansas, Jan. 1, 1970
	108	Andre Davis (7 rec.)	Virginia Tech vs. Florida State, Jan. 4, 2000
41.	107	Louis Guy (5 rec.)	Ole Miss vs. Arkansas, Jan. 1, 1963
	107	Jerry Lamb (3 rec.)	Arkansas vs. Ole Miss, Jan. 1, 1963
43.	105	David Boston (11 rec.)	Ohio State vs. Texas A&M, Jan. 1, 1999
	105	Jason Rivers (10 rec.)	Hawaii vs. Georgia, Jan. 1, 2008
	105	Lacoltan Bester (6 rec.)	Oklahoma vs. Alabama, Jan. 2, 2014
46.	104	Dontario Drummond (9 rec.)	Ole Miss vs. Baylor, Jan. 1, 2022
47.	102	Omar Ellison (4 rec.)	Florida State vs. Florida, Jan. 2, 1995
48.	101	Jack Judd (8 rec.)	Tulsa vs. Tennessee, Jan. 1, 1943
49.	100	George Anderson (3 rec.)	Wyoming vs. LSU, Jan. 1, 1968

Most Receiving Yards, College Football Playoff games

1.	227	Justin Jefferson (14 rec.)	LSU vs. Oklahoma, Peach Semi, Dec. 28, 2019
2.	221	Ja'Marr Chase (9 rec.)	LSU vs. Clemson, NCG, Jan. 13, 2020
3.	215	DeVonta Smith (12 rec.)	Alabama vs. Ohio State, NCG, Jan. 11, 2021
4.	208	O.J. Howard (5 rec.)	Alabama vs. Clemson, NCG, Jan. 11, 2016
5.	169	Byron Marshall (8 rec.)	Oregon vs. Ohio State, NCG, Jan. 12, 2015

Most Receiving Yards, All Bowls

1.	347	Jaxon Smith-Njigba (15 rec.)	Ohio State vs. Utah, Rose, Jan. 1, 2022
2.	308	Jason Rivers (14 rec.)	Hawaii vs. Arizona State, Hawaii Bowl, Dec. 24, 2006
3.	299	Rodney Wright (13 rec.)	Fresno St. vs. Michigan St., Silicon Valley, 2001
4.	270	Charles Rogers (10 rec.)	Michigan St. vs. Fresno St., Silicon Valley, 2001
5.	265	Jordan White (13 rec.)	Western Mich. vs. Purdue, Little Caesar's, 2011
	265	Olabisi Johnson (7 rec.)	Colorado St. vs. Idaho, Famous Idaho Potato, 2016

Most Receiving Yards, Superdome History (College, FBS)

1.	239	Josh Reed (14 rec.)	LSU vs. Illinois, Sugar Bowl, Jan. 1, 2002
2.	238	Marc Zeno (12 rec.)	Tulane vs. UL-Lafayette, Nov. 14, 1987
3.	230	Allenzae Stagers (11 rec.)	Southern Miss vs. ULL, N.O. Bowl, Dec. 17, 2016
	230	Justin Hardy (17 rec.)	East Carolina vs. Tulane, Oct. 12, 2013
5.	222	Jeremy Williams (10 rec.)	Tulane vs. McNeese State, Sept. 26, 2009

Most Receptions, Sugar Bowl

1.	14	Josh Reed (239 yards)	LSU vs. Illinois, Jan. 1, 2002
2.	12	Chuck Dicus (169 yards)	Arkansas vs. Georgia, Jan. 1, 1969
	12	Freddie Brown (125 yards)	Utah vs. Alabama, Jan. 2, 2009
	12	George Pickens (175 yards)	Georgia vs. Baylor, Jan. 1, 2020
5.	11	David Boston (105 yards)	Ohio State vs. Texas A&M, Jan. 1, 1999
6.	10	Paul Bassa (114 yards)	Air Force vs. Tennessee, Jan. 1, 1971
7.	10	Jason Rivers (105 yards)	Hawaii vs. Georgia, Jan. 1, 2008
8.	9	Bruce Maxwell (137 yards)	Arkansas vs. Ole Miss, Jan. 1, 1970
	9	Thompson (125 yards)	Tennessee vs. Air Force, Jan. 1, 1971
	9	Willie Jackson (131 yards)	Florida vs. West Virginia, Jan. 1, 1994
	9	Warrick Dunn (51 yards)	Florida State vs. Florida, Jan. 2, 1995
	9	Travis Minor (55 yards)	Florida State vs. Ohio State, Jan. 1, 1998
	9	Aaron Hernandez (111 yards)	Florida vs. Cincinnati, Jan. 1, 2010
	9	Joe Adams (120 yards)	Arkansas vs. Ohio State, Jan. 4, 2011
	9	Amari Cooper (121 yards)	Alabama vs. Oklahoma, Jan. 2, 2014
	9	Amari Cooper (71 yards)	Alabama vs. Ohio State, Jan. 1, 2015
	9	Dontario Drummond (104 yards)	Ole Miss vs. Baylor, Jan. 1, 2022

Most Receptions, College Football Playoff games

1.	14	Justin Jefferson (227 yards)	LSU vs. Oklahoma, Peach Semi, Dec. 28, 2019
2.	12	DeVonta Smith (215 yards)	Alabama vs. Ohio State, NCG, Jan. 11, 2021
3.	10	Hunter Renfrow (92 yards)	Clemson vs. Alabama, NCG, Jan. 9, 2017
4.	9	Amari Cooper (71 yards)	Alabama vs. Ohio State, Sugar Semi, Jan. 1, 2015
	9	Curtis Samuel (43 yards)	Ohio State vs. Clemson, Fiesta Semi, Dec. 31, 2016
	9	Ja'Marr Chase (221 yards)	LSU vs. Clemson, NCG, Jan. 13, 2020
	9	Justin Jefferson (106 yards)	LSU vs. Clemson, NCG, Jan. 13, 2020

Most Receptions, All Bowls

1.	20	Norman Jordan (173 yards)	Vanderbilt vs. Air Force, Hall of Fame, Dec. 31, 1982
	20	Walker Gillette (242 yards)	Richmond vs. Ohio, Tangerine, Dec. 27, 1968
3.	18	Gerald Wilhite (124 yards)	San Jose St. vs. Toledo, California, 1981
	18	Tommy Shuler (185 yards)	Marshall vs. Northern Illinois, Boca Raton, 2014
5.	17	Freddie Barnes (219 yards)	Bowling Green vs. Idaho, Humanitarian, 2009
	17	Lucky Jackson (148 yards)	Western Ky. vs. W. Mich., First Responders, Dec. 30, 1919

Most Receptions, Superdome History (College, FBS)

1.	17	Justin Hardy (230 yards)	East Carolina vs. Tulane, Oct. 12, 2013
2.	16	JaJuan Dawson (218 yards)	Tulane vs. SMU, Sept. 11, 1999
3.	15	Troy Edwards (167 yards)	Louisiana Tech vs. Tulane, Nov. 26, 1998
4.	14	Josh Reed (239 yards)	LSU vs. Illinois, Sugar Bowl, Jan. 1, 2002
5.	13	Marc Zen (208 yards)	Tulane vs. LSU, Nov. 30, 1985
	13	Roydell Williams (154 yards)	Tulane vs. East Carolina, Sept. 8, 2001

Items in bold indicate the most recent season.

SUGAR BOWL RECORD BOOK - INDIVIDUAL

Most Touchdowns Receiving, Sugar Bowl

1.	3	Ike Hilliard	Florida vs. Florida State, Jan. 2, 1997
	3	Laquon Treadwell	Ole Miss vs. Oklahoma State, Jan. 1, 2016
3.	2	John Brown	Pittsburgh vs. Georgia, Jan. 1, 1982
	2	Todd Frain	Nebraska vs. LSU, Jan. 1, 1985
	2	Peter Warrick	Florida State vs. Virginia Tech, Jan. 4, 2000
	2	Ron Dugans	Florida State vs. Virginia Tech, Jan. 4, 2000
	2	Josh Reed	LSU vs. Illinois, Jan. 1, 2002
	2	Walter Young	Illinois vs. LSU, Jan. 1, 2002
	2	Brandon Lloyd	Illinois vs. LSU, Jan. 1, 2002
	2	Josh Morgan	Virginia Tech vs. Auburn, Jan. 3, 2005
	2	Jalen Saunders	Oklahoma vs. Alabama, Jan. 2, 2014
	2	Amari Cooper	Alabama vs. Ohio State, Jan. 1, 2015
	2	Chris Olave	Ohio State vs. Clemson, Jan. 1, 2021
	2	Cornell Powell	Clemson vs. Ohio State, Jan. 1, 2021

Most Touchdowns Receiving, College Football Playoff games

1.	4	Justin Jefferson	LSU vs. Oklahoma, Peach Semi, Dec. 28, 2019
	3	DeVonta Smith	Alabama vs. Notre Dame, Rose Semi, Jan. 1, 2021
	3	DeVonta Smith	Alabama vs. Ohio State, NCG, Jan. 11, 2021
3.	2	16 times, last: Ladd McConkey	Georgia vs. TCU, NCG, Jan. 9, 2023

Most Touchdowns Receiving, All Bowls

1.	4	Bob McChesney	Hardin-Simmons vs. Wichita St., Camellia, Dec. 30, 1948
	4	Fred Biletnikoff	Florida St. vs. Oklahoma, Gator, Jan. 2, 1965
	4	Travis LaTendresse	Utah vs. Georgia Tech, Emerald, Dec. 29, 2005
	4	Tavon Austin	West Virginia vs. Clemson, Orange, Jan. 4, 2012
	4	Titus Davis	Central Michigan vs. Western Kentucky, Bahamas, Dec. 24, 2014
	4	Justin Jefferson	LSU vs. Oklahoma, Peach, Dec. 28, 2019

Receiving Touchdowns, Superdome History (College, FBS)

1.	4	Robert Griffin	Tulane vs. Rice, Sept. 20, 1980
	3	Marcus Carter	UL Lafayette vs. Tulane, Oct. 9, 1993
	3	Ike Hilliard	Florida vs. Florida State, Sugar Bowl, Jan. 2, 1997
	3	Vance McDonald	Rice vs. Tulane, Nov. 13, 2010
	3	Tebriar Gill	Troy vs. Ohio, New Orleans Bowl, Dec. 18, 2010
	3	Patrick Edwards	Houston vs. Tulane, Nov. 10, 2011
	3	Colin Lockett	San Diego St. vs. UL Lafayette, New Orleans Bowl, Dec. 17, 2011
	3	Laquon Treadwell	Ole Miss vs. Oklahoma State, Sugar Bowl, Jan. 1, 2016

Highest Average Per Reception (min. 4 receptions), Sugar Bowl

1.	34.5	Ralph Jones (4 for 138)	Alabama vs. Duke, Jan. 1, 1945
	29.7	Walter Young (6 for 178)	Illinois vs. LSU, Jan. 1, 2002
3.	29.0	Gregg Garrity (4 for 116)	Penn State vs. Georgia, Jan. 1, 1983
	28.5	Chuck Dicus (6 for 171)	Arkansas vs. Ole Miss, Jan. 1, 1970
3.	27.2	Peter Warrick (6 for 163)	Florida State vs. Virginia Tech, Jan. 4, 2000

Highest Average Per Reception (min. 4 receptions), College Football Playoff games

1.	41.6	O.J. Howard (5 for 208)	Alabama vs. Clemson, NCG, Jan. 16, 2016
	29.8	CeeDee Lamb (4 for 119)	Oklahoma vs. LSU, Peach Semi, Dec. 28, 2019
	27.8	Jerry Jeudy (5 for 139)	Alabama vs. Clemson, NCG, Jan. 7, 2019
	27.2	Quentin Johnson (6 for 163)	TCU vs. Michigan, Fiesta Semi, Dec. 31, 2022
5.	26.5	O.J. Howard (4 for 106)	Alabama vs. Clemson, NCG, Jan. 9, 2017

Highest Average Per Reception, All Bowls (min. 3 receptions)

1.	54.0	Chase Cochran (3 for 162)	Ohio vs. UL Monroe, Independence, Dec. 28, 2012
	53.3	Darius Slayton (3 for 160)	Auburn vs. Purdue, Music City, 2018
	52.3	Phil Harris (3 for 157)	Texas vs. Navy, Cotton, 1964
	52.3	Jason Anderson (3 for 157)	Wake Forest vs. Oregon, Seattle, 2002
5.	51.0	Kris Adams (3 for 153)	UTEP vs. BYU, New Mexico, 2010

RUSHING

Most Rushing Yards (all 100-yard games), Sugar Bowl

1.	230	Ezekiel Elliott (20 att.)	Ohio State vs. Alabama, Jan. 1, 2015
	204	Steve Slaton (26 att.)	West Virginia vs. Georgia, Jan. 2, 2006
3.	202	Tony Dorsett (32 att.)	Pittsburgh vs. Georgia, Jan. 1, 1977
	199	Eddie Prokup (29 att.)	Georgia Tech vs. Tulsa, Jan. 1, 1944
5.	193	Trey Sermon (31 att.)	Ohio State vs. Clemson, Jan. 1, 2021
	172	Abram Smith (25 att.)	Baylor vs. Ole Miss, Jan. 1, 2022
7.	170	Leon Heath (15 att.)	Oklahoma vs. LSU, Jan. 2, 1950
	159	John Kimbrough (25 att.)	Texas A&M vs. Tulane, Jan. 1, 1940
8.	157	Raymond Brown (15 att.)	Ole Miss vs. Texas, Jan. 1, 1958
10.	153	Ed Modzelewski (28 att.)	Maryland vs. Tennessee, Jan. 1, 1952
	151	Tony Thompson (25 att.)	Tennessee vs. Virginia, Jan. 1, 1991
12.	150	Herschel Walker (36 att.)	Georgia vs. Notre Dame, Jan. 1, 1981
	150	Jerome Bettis (16 att.)	Notre Dame vs. Florida, Jan. 1, 1992
14.	149	Jack Mildren (30 att.)	Oklahoma vs. Auburn, Jan. 1, 1972
15.	145	Musa Smith (23 att.)	Georgia vs. Florida State, Jan. 1, 2003
16.	139	Knile Davis (26 att.)	Arkansas vs. Ohio State, Jan. 4, 2011
17.	136	Earnest Graham (15 att.)	Florida vs. Miami, Jan. 2, 2001
18.	135	Derrick Lassic (28 att.)	Alabama vs. Miami, Jan. 1, 1993
19.	133	Deuce Vaughn (22 att.)	Kansas State vs. Alabama, Dec. 31, 2022
20.	130	Bo Jackson (22 att.)	Auburn vs. Michigan, Jan. 2, 1984
21.	129	Bryan Thomas (26 att.)	Pittsburgh vs. Georgia, Jan. 1, 1982
22.	128	Darius Walker (22 att.)	Notre Dame vs. LSU, Jan. 3, 2007
23.	127	Tony Nathan (21 att.)	Alabama vs. Penn State, Jan. 1, 1979
	127	Bob Fenimore (25 att.)	Oklahoma A&M vs. St. Mary's, Jan. 1, 1946
25.	126	Tony Davis (17 att.)	Nebraska vs. Florida, Dec. 31, 1974
26.	124	Mike Fracchia (20 att.)	Alabama vs. Arkansas, Jan. 1, 1962
27.	122	Domanick Davis (28 att.)	LSU vs. Illinois, Jan. 1, 2002
28.	121	Leon Heath (20 att.)	Oklahoma vs. Kentucky, Jan. 1, 1951
29.	120	Charlie Brown (22 att.)	Missouri vs. Florida, Jan. 1, 1966
	120	Billy Jackson (13 att.)	Alabama vs. Arkansas, Jan. 1, 1980
31.	118	Terry Jackson (12 att.)	Florida vs. Florida State, Jan. 2, 1997
32.	117	Curt Warner (18 att.)	Penn State vs. Georgia, Jan. 1, 1983
	117	Justin Vincent (16 att.)	LSU vs. Oklahoma, Jan. 4, 2004
34.	115	Sammie Smith (24 att.)	Florida State vs. Auburn, Jan. 2, 1989
35.	114	George Clark (14 att.)	Duke vs. Alabama, Jan. 1, 1945
36.	112	Harry Ice (15 att.)	Missouri vs. Fordham, Jan. 1, 1942
37.	111	Joe Gattuso (16 att.)	Navy vs. Mississippi, Jan. 1, 1955
38.	109	Phil Carter (27 att.)	Notre Dame vs. Georgia, Jan. 1, 1981
39.	108	Bruce Maxwell (8 att.)	Arkansas vs. Ole Miss, Jan. 1, 1970
40.	107	Keiland Williams (14 att.)	LSU vs. Notre Dame, Jan. 3, 2007
41.	106	Jimmy Ford (14 att.)	Tulsa vs. Georgia Tech, Jan. 1, 1944
	106	John Weaver (16 att.)	Navy vs. Ole Miss, Jan. 1, 1955
43.	105	Ericct Rhett (25 att.)	Florida vs. West Virginia, Jan. 1, 1994
44.	103	Herschel Walker (28 att.)	Georgia vs. Penn State, Jan. 1, 1983
45.	102	Doug Dubose (20 att.)	Nebraska vs. LSU, Jan. 1, 1985
	102	Jeff Powell (11 att.)	Tennessee vs. Miami, Jan. 1, 1986
47.	101	Kamryn Pettway (24 att.)	Auburn vs. Oklahoma, Jan. 2, 2017
48.	100	Derrick Henry (8 att.)	Alabama vs. Oklahoma, Jan. 2, 2014

Most Rushing Yards, College Football Playoff games

1.	246	Ezekiel Elliott (36 att.)	Ohio State vs. Oregon, NCG, Jan. 12, 2015
	230	Ezekiel Elliott (20 att.)	Ohio State vs. Alabama, Sugar Semi, Jan. 1, 2015
3.	204	Brian Anderson Jr. (26 att.)	Alabama vs. Cincinnati, Cotton Semi, Dec. 31, 2021
	201	Rodney Anderson (26 att.)	Oklahoma vs. Georgia, Rose Semi, Jan. 1, 2018
5.	193	Trey Sermon (31 att.)	Ohio State vs. Clemson, Sugar Semi, Jan. 1, 2021

Most Rushing Yards, All Bowls

1.	317	Cameron Peoples (22 att.)	App State vs. North Texas, Myrtle Beach, Dec. 21, 2020
	307	P.J. Daniels (31 att.)	Georgia Tech vs. Tulsa, Humanitarian, Jan. 3, 2004
3.	299	Johnny Jefferson (23 att.)	Baylor vs. North Carolina, Russell Athletic, Dec. 29, 2015
	285	Gartrell Johnson (27 att.)	Colorado St. vs. Fresno St., New Mexico, Dec. 20, 2008
5.	281	Tony Temple (24 att.)	Missouri vs. Arkansas, Cotton, Jan. 1, 2008

Most Rushing Yards, Superdome History (College, FBS)

1.	343	Tony Jeffery	TCU vs. Tulane, Sept. 13, 1986
	303	Matt Forté (40 att.)	Tulane vs. Southeastern, Sept. 22, 2007
3.	278	Matt Forté (44 att.)	Tulane vs. Memphis, Oct. 27, 2007
	234	Donald Buckram	UTEP vs. Tulane, Nov. 7, 2009
5.	230	Ezekiel Elliott (20 att.)	Ohio State vs. Alabama, Sugar Bowl, Jan. 1, 2015

SUGAR BOWL RECORD BOOK - INDIVIDUAL

Most Rushing Yards By A Quarterback, Sugar Bowl

- 199 Eddie Prokup (29 att.) Georgia Tech vs. Tulsa, Jan. 1, 1944
- 157 Raymond Brown (15 att.) Ole Miss vs. Texas, Jan. 1, 1958
- 149 Jack Mildren (30 att.) Oklahoma vs. Auburn, Jan. 1, 1972
- 125 Bob Fenimore (25 att.) Oklahoma A&M vs. St. Mary's, Jan. 1, 1946
- 115 Terrelle Pryor (15 att.) Ohio State vs. Arkansas, Jan. 4, 2011

Most Rushing Yards By A Quarterback, College Football Playoff games

- 145 Deshaun Watson (24 att.) Clemson vs. Oklahoma, Orange Semi, Dec. 31, 2015
- 109 Kyler Murray (17 att.) Oklahoma vs. Alabama, Orange Semi, Dec. 29, 2018
- 107 Trevor Lawrence (16 att.) Clemson vs. Ohio State, Fiesta Semi, Dec. 28, 2019
- 73 Deshaun Watson (20 att.) Clemson vs. Alabama, NCG, Jan. 11, 2016
- 67 Jсутin Fields (6 att.) Ohio State vs. Alabama, NCG, Jan. 11, 2021

Most Rushing Yards By A Quarterback, All Bowls

- 229 Johnny Manziel (17 att.) Texas A&M vs. Oklahoma, Cotton, Jan. 4, 2013
- 226 Lamar Jackson (22 att.) Louisville vs. Texas A&M, Music City, Dec. 30, 2015
- 213 Malcolm Perry (28 att.) Navy vs. Kansas St., Liberty, Dec. 31, 2019
- 201 Dwight Dasher (26 att.) Middle Tenn. vs. Southern Miss, New Orleans, Dec. 20, 2009
- 200 Vince Young (19 att.) Texas vs. USC, Rose, Jan. 4, 2006

Rushing Attempts, Sugar Bowl

- 36 Herschel Walker (150 yds) Georgia vs. Notre Dame, Jan. 1, 1981
- 32 Tony Dorsett (202 yds) Pittsburgh vs. Georgia, Jan. 1, 1977
- 31 Trey Sermon (193 yds) Ohio State vs. Clemson, Jan. 1, 2021
- 30 Jack Mildren (149 yds) Oklahoma vs. Auburn, Jan. 1, 1972
- 29 Eddie Prokup (199 yds) Georgia Tech vs. Tulsa, Jan. 1, 1944
- 28 Ed Modzelewski (153 yds) Maryland vs. Tennessee, Jan. 1, 1952
- 28 Herschel Walker (103 yds) Georgia vs. Penn State, Jan. 1, 1983
- 28 Derrick Lassic (135 yds) Alabama vs. Miami, Jan. 1, 1993
- 28 Domanick Davis (122 yds) LSU vs. Illinois, Jan. 1, 2002
- 27 Tom Davis (93 yds) Duke vs. Alabama, Jan. 1, 1945
- 27 Phil Carter (109 yds) Notre Dame vs. Georgia, Jan. 1, 1981

Most Rushing Attempts, College Football Playoff games

- 36 Ezekiel Elliott (246 yards) Ohio State vs. Oregon, NCG, Jan. 12, 2015
- 36 Derrick Henry (158 yards) Alabama vs. Clemson, NCG, Jan. 11, 2016
- 31 Trey Sermon (193 yds) Ohio State vs. Clemson Semi, Jan. 1, 2021
- 26 Wayne Gallman (150 yards) Clemson vs. Oklahoma, Orange Semi, Dec. 31, 2015
- 26 Rodney Anderson (201 yards) Oklahoma vs. Georgia, Rose Semi, Jan. 1, 2018
- 26 Brian Robinson (204 yards) Alabama vs. Cincinnati, Cotton Semi, Dec. 31, 2021

Most Rushing Attempts, All Bowls

- 46 Ron Jackson (211 yards) Tulsa vs. San Diego St., Freedom, Dec. 30, 1991
- 43 Fred Taylor (234 yards) Florida vs. Penn St., Florida Citrus, Jan. 1, 1998
- 42 Tellis Redmon (246 yards) Minnesota vs. N.C. State, Micronpc.com, Dec. 28, 2000
- 41 Blake Ezor (179 yards) Michigan St. vs. Hawaii, Aloha, Dec. 25, 1989
- 39 Terrell Fletcher (241 yards) Wisconsin vs. Duke, Hall of Fame, Jan. 2, 1995

Most Rushing Attempts, Superdome History (College, FBS)

- 44 Matt Forté (278 yards) Tulane vs. Memphis, Oct. 27, 2007
- 40 Matt Forté (303 yards) Tulane vs. Southeastern, Sept. 22, 2007
- 38 Matt Forté (171 yards) Tulane vs. UTEP, Nov. 10, 2007
- 38 Andre Anderson (157 yards) Tulane vs. UL Monroe, Sept. 20, 2008
- 37 Cody Hull (161 yards) Southern Miss vs. Ark. St., N.O. Bowl, Dec. 20, 2005

Most Rushing Yards Per Attempt (min. 8 attempts), Sugar Bowl

- 13.5 Bruce Maxwell (8-108) Arkansas vs. Ole Miss, Jan. 1, 1970
- 12.5 Derrick Henry (8-100) Alabama vs. Oklahoma, Jan. 2, 2014
- 11.5 Ezekiel Elliott (20-230) Ohio State vs. Alabama, Jan. 1, 2015
- 11.3 Leon Heath (15-170) Oklahoma vs. LSU, Jan. 2, 1950
- 10.7 Joe Montgomery (9-96) Ohio State vs. Texas A&M, Jan. 1, 1999
- 10.5 Raymond Brown (15-157) Ole Miss vs. Texas, Jan. 1, 1958
- 9.8 Terry Jackson (12-118) Florida vs. Florida State, Jan. 2, 1997
- 9.4 Jerome Bettis (16-150) Notre Dame vs. Florida, Jan. 1, 1992
- 9.3 Jeff Powell (11-102) Tennessee vs. Miami, Jan. 1, 1986
- 9.2 Billy Jackson (13-120) Alabama vs. Arkansas, Jan. 1, 1980

Most Rushing Yards Per Attempt (min. 10 attempts), College Football Playoff games

- 16.5 Sony Michel (11-181) Georgia vs. Oklahoma, Rose Semi, Jan. 1, 2018
- 11.5 Ezekiel Elliott (20-230) Ohio State vs. Alabama, Sugar Semi, Jan. 1, 2015
- 10.4 Nick Chubb (14-145) Georgia vs. Oklahoma, Rose Semi, Jan. 1, 2018
- 9.7 J.K. Dobbins (18-174) Ohio State vs. Clemson, Fiesta Semi, Dec. 28, 2019
- 9.54 Thomas Tyner (13-124) Oregon vs. Florida State, Rose Semi, Jan. 1, 2015

Most Rushing Yards Per Attempt (min. 10 attempts), All Bowls

- 24.09 Dicky Maegle (11-265) Rice vs. Alabama, Cotton, Jan. 1, 1954
- 18.69 Ke'Shawn Vaughn (13-243) Vanderbilt vs. Baylor, Texas, 2018
- 18.30 Bijan Robinson (10-183) Texas vs. Colorado, Alamo, Dec. 29, 2020
- 16.58 Favian Upshaw (12-199) Ga. Southern vs. Bowling Green, GoDaddy, Dec. 23, 2015
- 16.45 Sony Michel (11-181) Georgia vs. Oklahoma, Rose, 2018

Most Rushing Touchdowns, Sugar Bowl

- 4 Domanick Davis LSU vs. Illinois, Jan. 1, 2002
- 3 Jack Mildren Oklahoma vs. Auburn, Jan. 1, 1972
- 3 Jerome Bettis Notre Dame vs. Florida, Jan. 1, 1992
- 3 Errict Rhett Florida vs. West Virginia, Jan. 1, 1994
- 3 Steve Slaton West Virginia vs. Georgia, Jan. 2, 2006
- 3 Sam Ehlinger Texas vs. Georgia, Jan. 1, 2019
- 2 25 tied, last: Joe Mixon Oklahoma vs. Auburn, Jan. 2, 2017

Most Rushing Touchdowns, College Football Playoff games

- 4 Ezekiel Elliott Ohio State vs. Oregon, NCG, Jan. 12, 2015
- 3 Derrick Henry Alabama vs. Clemson, NCG, Jan. 11, 2016
- 3 Sony Michel Georgia vs. Oklahoma, Rose Semi, Jan. 1, 2018
- 2 21 times, last: Blake Corum & Donovan Edwards Michigan vs. Washington, NCG, Jan. 8, 2024

Most Rushing Touchdowns, All Bowls

- 5 Neil Snow Michigan vs. Stanford, Rose, 1/1/1902
- 5 Barry Sanders Oklahoma St. vs. Wyoming, Holiday, 12/30/88
- 5 Terrance Ganaway Baylor vs. Washington, Alamo, 12/29/11
- 5 Kareen Hunt Toledo vs. Arkansas State, GoDaddy.com, 1/4/15
- 5 Zach Abey Navy vs. Virginia, Military, 12/28/17
- 5 Kelvin Hopkins Army vs. Houston, Armed Forces, 12/22/18
- 5 Cameron Peoples App State vs. North Texas, Myrtle Beach, Dec. 21, 2020

Rushing Touchdowns, Superdome History (College, FBS)

- 5 Tony Jeffery TCU vs. Tulane, Sept. 13, 1986
- 5 Matt Forté Tulane vs. Southeastern La., Sept. 22, 2007
- 4 Toney Converse Tulane vs. Louisiana Tech, Nov. 26, 1998
- 4 Domanick Davis LSU vs. Illinois, Sugar Bowl, Jan. 1, 2002
- 4 Andre Anderson Tulane vs. McNeese State, Sept. 26, 2009

SCORING - POINTS

Most Points Scored, Sugar Bowl

- 24 Domanick Davis (4 TDs) LSU vs. Illinois, Jan. 2, 2002
- 20 Peter Warrick (3 TDs, 2-pt. conv.) .. Florida St. vs. Virginia Tech, Jan. 4, 2000
- 18 Jack Mildren (3 TDs) Oklahoma vs. Auburn, Jan. 1, 1972
- 18 Jerome Bettis (3 TDs) Notre Dame vs. Florida, Jan. 1, 1992
- 18 Errict Rhett (3 TDs) Florida vs. West Virginia, Jan. 1, 1994
- 18 Steve Slaton (3 TDs) West Virginia vs. Georgia, Jan. 2, 2006
- 18 Laquon Treadwell (3 TDs) Ole Miss vs. Oklahoma State, Jan. 1, 2016
- 18 Sam Ehlinger (3 TDs) Texas vs. Georgia, Jan. 1, 2019

Most Points Scored, College Football Playoff games (non-kicker)

- 24 Ezekiel Elliott (4 TDs) Hio State vs. Oregon, NCG, Jan. 12, 2015
- 24 Sony Michel (4 TDs) Georgia vs. Oklahoma, Rose Semi, Jan. 1, 2018
- 24 Justin Jefferson (4 TDs) LSU vs. Oklahoma, Peach Semi, Dec. 28, 2019
- 18 Six times. Last by Dillon Johnson Washington vs. Texas, Sugar Semi, Jan. 1, 2024 and Jase McClellan Alabama vs. Georgia, Rose Semi, Jan. 1, 2024

Most Points Scored, All Bowls

- 30 Nine tied
First: Barry Sanders (5 TDs) Oklahoma St. vs. Wyoming, Holiday, Dec. 30, 1988
Last: Kelvin Hopkins (5 TDs) Army vs. Houston, Armed Forces, Dec. 22, 2018

SUGAR BOWL RECORD BOOK - INDIVIDUAL

Most Points Scored, Superdome History (College, FBS)

- 30 Matt Forté (5 TDs) Tulane vs. Southeastern La., Sept. 22, 2007
- 30 Tony Jeffery (5 TDs) TCU vs. Tulane, Sept. 13, 1986

Most Points Scored By A Kicker, Sugar Bowl

- 16 Arden Czyzewski (5 FGs, 1 PAT) Florida vs. Notre Dame, Jan. 1, 1992
- 14 Billy Bennett (4 FGs, 2 PATs) Georgia vs. Florida St., Jan. 1, 2003

Most Points Scored By A Kicker, College Football Playoff games

- 13 Greg Huegel (3 FGs, 4 PATs) Clemson vs. Oklahoma, Orange, Dec. 31, 2015
- 13 Grady Gross (3 FGs, 4 PATs) Washington vs. Texas, Sugar, Jan. 1, 2024**
- 12 Rodrigo Blankenship (2 FGs, 6 PATs) Georgia vs. Oklahoma, Rose, Jan. 1, 2018
- 12 Austin Seibert (2 FGs, 6 PATs) Oklahoma vs. Georgia, Rose, Jan. 1, 2018
- 12 Will Reichard (4 FGs) Alabama vs. Georgia, NCG, Jan. 10, 2022

Most Points Scored By A Kicker, All Bowls

- 20 Riley Patterson (6 FGs, 2 PATs) Memphis vs. Penn State, Cotton, Dec. 29, 2019
- 19 Kevin Miller (4 FGs, 7 PATs) East Carolina vs. Marshall, GMAC, 2001
- 19 Matthew Trickett (5 FGs, 4 PATs) Kent St. vs. Utah St., Frisco, Dec. 20, 2019
- 18 Andrew Aguila (5 FGs, 3 PATs) Central Mich. vs. Troy, GMAC, 2010
- 17 Jonathan Barnes (4 FGs, 5 PATs) Louisiana Tech vs. Arkansas St., New Orleans, 2015

Most Points Scored By A Kicker, Superdome History (College, FBS)

- 18 Cairo Santos (5 FGs, 3 PATs) Tulane vs. East Carolina, Oct. 12, 2013
- 17 Jonathan Barnes (4 FGs, 5 PATs) ... La. Tech vs. Ark. St., N.O. Bowl, Dec. 19, 2015
- 16 Brian Lee (5 FGs, 1 PAT) Ole Miss vs. Tulane, Aug. 31, 1991
- 16 Arden Czyzewski (5 FGs, 1 PAT) Florida vs. Notre D., Sugar Bowl, Jan. 1, 1992

SCORING - FGs/EXTRA POINTS

Most Field Goals Made, Sugar Bowl

- 5 Arden Czyzewski (5 att.) Florida vs. Notre Dame, Jan. 1, 1992
- 4 Tim Davis (5 att.) Alabama vs. Ole Miss, Jan. 1, 1964
- 4 Billy Bennett (5 att.) Georgia vs. Florida State, Jan. 1, 2003
- 4 Justin Myer (5 att.) Virginia Tech vs. Michigan, Jan. 3, 2012
- 3 11 times,**
most recently: **Grady Gross (3 att.) Washington vs. Texas, Jan. 1, 2024**

Most Fields Goals Made, College Football Playoff games

- 4 Will Reichard (5 att.) Alabama vs. Georgia, NCG, Jan. 10, 2022
- 3 Greg Huegel (4 att.) Clemson vs. Oklahoma, Orange Semi, Dec. 31, 2015
- 3 Rodrigo Blankenship (3 att.) Georgia vs. Alabama, NCG, Jan. 8, 2018
- 3 Blake Haubeil (3 att.) Ohio State vs. Clemson, Fiesta Semi, Dec. 28, 2019
- 3 Jake Moody (3 att.) Michigan vs. TCU, Fiesta Semi, Dec. 31, 2022
- 3 Grady Gross (3 att.) Washington vs. Texas, Sugar Semi, Jan. 1, 2024**

Most Field Goals Made, All Bowls

- 6 Riley Patterson (6 att.) Memphis vs. Penn State, Cotton, Dec. 29, 2019

Most Field Goals Made, Superdome History (College, FBS)

- 5 Brian Lee Ole Miss vs. Tulane, Aug. 31, 1991
- 5 Arden Czyzewski (5 att.) Florida vs. Notre Dame, Sugar Bowl, Jan. 1, 1992
- 5 Jeremy Shelley Alabama vs. LSU, BCS Championship, Jan. 9, 2012
- 5 Cairo Santos (6 att.) Tulane vs. East Carolina, Oct. 12, 2013

Most Field Goal Attempts, Sugar Bowl

- 5 Tim Davis (4 made) Alabama vs. Ole Miss, Jan. 1, 1964
- 5 Bob White (3 made) Arkansas vs. Georgia, Jan. 1, 1969
- 5 George Hunt (2 made) Tennessee vs. Air Force, Jan. 1, 1971
- 5 Arden Czyzewski (5 made) Florida vs. Notre Dame, Jan. 1, 1992
- 5 Dan Mowrey (3 made) Florida State vs. Florida, Jan. 2, 1995
- 5 Billy Bennett (4 made) Georgia vs. Florida State, Jan. 1, 2003
- 5 Justin Myer (4 made) West Virginia vs. Michigan, Jan. 3, 2012

Most Field Goals Attempted, College Football Playoff games

- 5 Will Reichard (4 made) Alabama vs. Georgia, NCG, Jan. 10, 2022
- 4 Greg Huegel (3 made) Clemson vs. Oklahoma, Orange Semi, Dec. 31, 2015
- 4 Andy Pappanastos (2 made) Alabama vs. Georgia, NCG, Jan. 8, 2018

Items in bold indicate the most recent season.

Most Field Goal Attempts, All Bowls

- 7 Jeremy Shelley (5 made) Alabama vs. LSU, NCG, Jan. 9, 2012

Most Field Goal Attempts, Superdome History (College, FBS)

- 7 Warren Harvey (4 made) East Carolina vs. Tulane, Oct. 12, 2013
- 6 Cairo Santos (5 made) Tulane vs. East Carolina, Oct. 12, 2013

SEE PAGE 85 FOR LONGEST FIELD GOALS IN THE SUGAR BOWL.

Most Extra Point Kick Attempts, Sugar Bowl

- 7 Caleb Sturgis (6 made) Florida vs. Cincinnati, Jan. 1, 2010
- 7 Blake Haubeil (7 made) Ohio State vs. Clemson, Jan. 1, 2021

Most Extra Point Kick Attempts, College Football Playoff games

- 9 Cade York (9 made) LSU vs. Oklahoma, Peach Semi, Dec. 28, 2019
- 9 Jack Podlesny (8 made) Georgia vs. TCU, NCG, Jan. 9, 2023
- 7 Blake Haubeil (7 made) Ohio State vs. Clemson, Sugar Semi, Jan. 1, 2021
- 7 Will Reichard (7 made) Alabama vs. Ohio State, NCG, Jan. 11, 2021

Most Extra Point Kick Attempts, All Bowls

- 10 Tyler Bitancourt (10 made) West Virginia vs. Clemson, Orange, Jan. 4, 2012
- 10 John Abercrombie (10 made) Army vs. Houston, Armed Forces, 2018

Most Extra Point Kick Attempts, Superdome History (College, FBS)

- 10 Brad Palazzo (10 made) Tulane vs. UL-Lafayette, Oct. 31, 1998

Most Extra Point Kicks Made, Sugar Bowl

- 7 Blake Haubeil (7 att.) Ohio State vs. Clemson, Jan. 1, 2021
- 6 Bart Edmiston (6 att.) Florida vs. Florida State, Jan. 2, 1997
- 6 Caleb Sturgis (7 att.) Florida vs. Cincinnati, Jan. 1, 2010
- 6 Michael Hunnicutt (6 att.) Oklahoma vs. Alabama, Jan. 2, 2014
- 6 Gary Wunderlich (6 att.) Ole Miss vs. Oklahoma State, Jan. 1, 2016

Most Extra Point Kicks Made, College Football Playoff games

- 9 Cade York (9 att.) LSU vs. Oklahoma, Peach, Dec. 28, 2019
- 8 Jack Podlesny (9 att.) Georgia vs. TCU, NCG, Jan. 9, 2023
- 7 Blake Haubeil (7 att.) Ohio State vs. Clemson, Sugar, Jan. 1, 2021
- 7 Will Reichard (7 att.) Alabama vs. Ohio State, NCG, Jan. 11, 2021

Most Extra Point Kicks Made, All Bowls

- 10 Tyler Bitancourt (10 attempts) West Virginia vs. Clemson, Orange, Jan. 4, 2012
- 10 John Abercrombie (10 attempts) Army vs. Houston, Armed Forces, Dec. 22, 2018

Most Extra Point Kicks Made, Superdome History (College, FBS)

- 10 Brad Palazzo (10 made) Tulane vs. UL-Lafayette, Oct. 31, 1998

TOTAL OFFENSE

Most Total Yards (all 300-yard games), Sugar Bowl

- 533 Tim Tebow (482 pass/51 rush) Florida vs. Cincinnati, Jan. 1, 2010
- 461 Michael Penix Jr. (430 pass/31 rush) ... Washington vs. Texas, Jan. 1, 2024**
- 427 Rohan Davey (444 pass/-17 rush) LSU vs. Illinois, Jan. 1, 2002
- 427 Justin Fields (385 pass/42 rush) Ohio State vs. Clemson, Jan. 1, 2021
- 397 Shane Matthews (370/27) Florida vs. Notre Dame, Jan. 1, 1992
- 392 Trevor Lawrence (400/-8) Clemson vs. Ohio State, Jan. 1, 2021
- 375 Chad Kelly (302/73) Ole Miss vs. Oklahoma State, Jan. 1, 2016
- 372 Quinn Ewers (318 pass/54 rush) Texas vs. Washington, Jan. 1, 2024**
- 371 Danny Wuerffel (394/-23) Florida vs. Florida State, Jan. 2, 1995
- 360 Bill Montgomery (338/22) Arkansas vs. Ole Miss, Jan. 1, 1970
- 355 Trevor Knight (348/7) Oklahoma vs. Alabama, Jan. 2, 2014
- 348 D.J. Shockley (277/71) Georgia vs. West Virginia, Jan. 2, 2006
- 348 JaMarcus Russell (332/16) LSU vs. Notre Dame, Jan. 3, 2007
- 344 Steve Spurrier (353/-8) Florida vs. Missouri, Jan. 1, 1966
- 344 Bryan Randall (299/45) Virginia Tech vs. Auburn, Jan. 3, 2005
- 344 AJ McCarron (387/-43) Alabama vs. Oklahoma, Jan. 2, 2014
- 330 Baker Mayfield (296/34) Oklahoma vs. Auburn, Jan. 2, 2017
- 323 Thad Busby (334/-11) Florida State vs. Ohio State, Jan. 1, 1998
- 322 Michael Vick (225/97) Virginia Tech vs. Florida State, Jan. 4, 2000
- 321 Brian Johnson (336/-15) Utah vs. Alabama, Jan. 2, 2009
- 312 Archie Manning (273/39) Ole Miss vs. Arkansas, Jan. 1, 1970
- 311 Bryce Young (321/-10) Alabama vs. Kansas State, Dec. 31, 2022

SUGAR BOWL RECORD BOOK - INDIVIDUAL

Most Total Yards, College Football Playoff games

- 521 Joe Burrow (463 pass/58 rush)..... LSU vs. Clemson, NCG, Jan. 13, 2020
- 514 Joe Burrow (493 pass/21 rush)..... LSU vs. Oklahoma, Peach Semi, Dec. 28, 2019
- 478 Deshaun Watson (405 pass/73 rush)..... Clemson vs. Alabama, NCG, Jan. 11, 2016
- 475 Mac Jones (464 pass/11 rush)..... Alabama vs. Ohio State, NCG, Jan. 11, 2021
- 463 Deshaun Watson (420 pass/43 rush)..... Clemson vs. Alabama, NCG, Jan. 9, 2017

Most Total Yards, All Bowls

- 594 Ty Detmer (576 pass, 18 rush) Brigham Young vs. Penn St., Holiday, Dec. 30, 1989
- 583 C.J. Stroud (573 pass/10 rush)..... Ohio State vs. Utah, Rose, Jan. 1, 2022
- 574 Colt Brennan (559 pass, 15 rush)..... Hawaii vs. Arizona St., Hawaii, Dec. 24, 2006
- 566 Byron Leftwich (576 pass, -1 rush).... Marshall vs. East Carolina, GMAC, Dec. 19, 2001
- 562 Mike Kafka (532 pass, 30 rush)..... Northwestern vs. Auburn, Outback, Jan. 1, 2010

Most Total Yards, Superdome History (College, FBS)

- 533 Tim Tebow (482 pass/51 rush) ... Florida vs. Cincinnati, Sugar Bowl, Jan. 1, 2010
- 522 Austin Reed (497 pass/25 rush)..... W. Kentucky vs. South Alabama
..... New Orleans Bowl, Dec. 21, 2022
- 521 Joe Burrow (463 pass/58 rush) LSU vs. Clemson, NCG, Jan. 13, 2020
- 492 Blaine Gauthier (470 pass/22 rush)..... ULL vs. SD St., N.O. Bowl, Dec. 17, 2011
- 484 Terrence Jones (388 pass/96 rush)..... Tulane vs. TCU, Sept. 13, 1986

Most Touchdowns Responsible For, Sugar Bowl

- 6 Justin Fields (6 pass) Ohio State vs. Clemson, Jan. 1, 2021
- 5 Bryce Young (5 pass)..... Alabama vs. Kansas State, Dec. 31, 2022
- 4 Craig Sundberg (3 pass, 1 rush)..... Nebraska vs. LSU, Jan. 1, 1985
- 4 Danny Wuerffel (3 pass, 1 rush)..... Florida vs. Florida State, Jan. 2, 1997
- 4 Chris Weinke (4 pass)..... Florida State vs. Virginia Tech, Jan. 4, 2000
- 4 Kurt Kittner (4 pass)..... Illinois vs. LSU, Jan. 1, 2002
- 4 Domanick Davis (4 rush)..... LSU vs. Illinois, Jan. 1, 2002
- 4 Tim Tebow (3 pass, 1 rush)..... Florida vs. Cincinnati, Jan. 1, 2010
- 4 Trevor Knight (4 pass) Oklahoma vs. Alabama, Jan. 2, 2014
- 4 Chad Kelly (4 pass) Ole Miss vs. Oklahoma State, Jan. 1, 2016

Most Touchdowns Responsible For, College Football Playoff games

- 8 Joe Burrow (7 pass, 1 rush)..... LSU vs. Oklahoma, Peach Semi, Dec. 28, 2019
- 6 Justin Fields (6 pass)..... Ohio State vs. Clemson, Sugar Semi, Jan. 1, 2021
- 6 Joe Burrow (5 pass, 1 rush)..... LSU vs. Clemson, NCG, Jan. 13, 2020
- 6 Stetson Bennett (4 pass, 2 rush)..... Georgia vs. TCU, NCG, Jan. 9, 2023
- 5 Mac Jones (5 pass)..... Alabama vs. Ohio State, NCG, Jan. 11, 2021

Most Touchdowns Responsible For, All Bowls

- 8 Joe Burrow (7 pass)..... LSU vs. Oklahoma, Peach, Dec. 28, 2019
- 7 Keith Price (3 rush, 4 pass)..... Washington vs. Baylor, Alamo, 2011
- 7 Geno Smith (1 rush, 6 pass)..... West Virginia vs. Clemson, Orange, Jan. 4, 2012
- 7 Paxton Lynch (3 rush, 4 pass)..... Memphis vs. BYU, Miami Beach, 2014
- 7 Cooper Rush (7 pass)..... Central Michigan vs. Western Kentucky, Bahamas, 2014

PUNTING

Most Punts, Sugar Bowl

- 14 Sammy Baugh (672 yards)..... TCU vs. LSU, Jan. 1, 1936
- 11 Mark Malkowicz (424 yards) Georgia vs. Notre Dame, Jan. 1, 1981
- 10 Cary Stockdell (336 yards)..... Arkansas vs. Georgia, Jan. 1, 1969
- 10 Spike Jones (386 yards)..... Georgia vs. Arkansas, Jan. 1, 1969
- 10 Brian Masella (429 yards)..... Penn State vs. Oklahoma, Dec. 31, 1972
- 10 Scott Fitzkee (387 yards)..... Penn State vs. Alabama, Jan. 1, 1979
- 10 Woody Umphrey (388 yards)..... Alabama vs. Penn State, Jan. 1, 1979
- 9 Gerald Brown (366 yards)..... LSU vs. Syracuse, Jan. 1, 1965
- 9 Mitch Worley (280 yards)..... LSU vs. Wyoming, Jan. 1, 1968
- 9 Mark Schultis (360 yards)..... Texas vs. Virginia Tech, Dec. 31, 1995
- 9 Shane Lechler (398 yards)..... Texas A&M vs. Ohio State, Jan. 1, 1999
- 9 Steve Fitts (364 yards) Illinois vs. LSU, Jan. 1, 2002

Most Punts, College Football Playoff games

- 10 JK Scott (458 yards)..... Alabama vs. Clemson, NCG, Jan. 9, 2017
- 9 Jake Hartbarger (411 yards)..... Michigan State vs. Alabama, Cotton, Dec. 31, 2015
- 9 Will Spiers (355 yards)..... Clemson vs. LSU, NCG, Jan. 13, 2020
- 8 Tristan Vizcaino (373 yards)..... Washington vs. Alabama, Peach, Dec. 31, 2016
- 8 JK Scott (367 yards)..... Alabama vs. Washington, Peach, Dec. 31, 2016
- 8 Andy Teasdall (307 yards)..... Clemson vs. Alabama, NCG, Jan. 9, 2017
- 8 Tyler Newsome (367 yards)..... Notre Dame vs. Clemson, Cotton, Dec. 29, 2018

Most Punts, All Bowls

- 21 Everett Sweeney..... Michigan vs. Stanford, Rose, Jan. 1, 1902

Most Punts, Superdome History (College, FBS)

- 11 Mark Malkowicz (424 yards).. Georgia vs. Notre Dame, Sugar Bowl, Jan. 1, 1981
- 10 Scott Fitzkee (387 yards)..... Penn State vs. Alabama, Sugar Bowl, Jan. 1, 1979
- 10 Woody Umphrey (388 yards).. Alabama vs. Penn State, Sugar Bowl, Jan. 1, 1979
- 10 Ross Thevenot (389 yards) Tulane vs. LSU, Sept. 29, 2007

Highest Average Per Punt (min. 3 punts), Sugar Bowl

- 55.0 JK Scott (7-385) Alabama vs. Ohio State, Jan. 1, 2015
- 52.8 Bob Fenimore (4-211)..... Oklahoma A&M vs. St. Mary's, Jan. 1, 1946
- 52.7 Shayne Edge (3-158)..... Florida vs. West Virginia, Jan. 1, 1994
- 49.2 Kevin Phillips (5-246) Auburn vs. Oklahoma, Jan. 2, 2017
- 49.1 Isaac Power (7-344) Baylor vs. Georgia, Jan. 1, 2020
- 49.0 Jerry DePoyster (4-196) Wyoming vs. LSU, Jan. 1, 1968
- 48.7 Tommy Davis (3-146) LSU vs. Clemson, Jan. 1, 1959
- 48.5 Matt Bahr (4-194) Penn State vs. Alabama, Dec. 31, 1975
- 48.3 Brian Mimbs (3-145)..... Georgia vs. Hawaii, Jan. 1, 2008
- 48.25 Jonathan Kilgo (4-193)..... Georgia vs. Florida State, Jan. 1, 2003

Highest Average Per Punt (min. 3 punts), College Football Playoff games

- 55.0 JK Scott (7-385)..... Alabama vs. Ohio State, Sugar Semi, Jan. 1, 2015
- 50.3 James Burnip (7-352)..... Alabama vs. Georgia, Rose Semi, Jan. 1, 2024
- 49.7 Cameron Johnston (7-348)..... Ohio State vs. Clemson, Fiesta Semi, Dec. 31, 2016
- 48.0 Cameron Nizialek (6-288)..... Georgia vs. Oklahoma, Rose Semi, Jan. 1, 2018
- 47.8 Jack McCallister (5-239)..... Washington vs. Michigan, NCG, Jan. 8, 2024

Highest Average Per Punt, All Bowls (min. 5 punts)

- 55.0 Justin Brantly (6-330) Texas A&M vs. Penn State, Alamo, Dec. 29, 2007
- 55.0 JK Scott (7-385)..... Alabama vs. Ohio State, Sugar, Jan. 1, 2015

Punting Yards, Sugar Bowl

- 672 Sammy Baugh (14 punts) TCU vs. LSU, Jan. 1, 1936
- 429 Brian Masella (10 punts) Penn State vs. Oklahoma, Dec. 31, 1972
- 424 Mark Malkowicz (11 punts)..... Georgia vs. Notre Dame, Jan. 1, 1981
- 398 Shane Lechler (9 punts)..... Texas A&M vs. Ohio State, Jan. 1, 1999
- 388 Woody Umphrey (10 punts) Alabama vs. Penn State, Jan. 1, 1979
- 387 Scott Fitzkee (10 punts) Penn State vs. Alabama, Jan. 1, 1979
- 386 Spike Jones (10 punts) Georgia vs. Arkansas, Jan. 1, 1969
- 385 JK Scott (7 punts) Alabama vs. Ohio State, Jan. 1, 2015
- 378 Bucky Dilts (8 punts) Georgia vs. Pittsburgh, Jan. 1, 1977
- 371 Sean Liss (8 punts) Florida State vs. Florida, Jan. 2, 1997

Punting Yards, Superdome History (College, FBS)

- 424 Mark Malkowicz, Georgia vs. Notre Dame (11 punts), Sugar Bowl 1/1/81
- 411 Brad Wing, LSU vs. Alabama (9 punts), BCS Championship..... 1/9/12
- 398 Shane Lechler, Texas A&M vs. Ohio State (9 punts), Sugar Bowl..... 1/1/99
- 389 Ross Thevenot, Tulane vs. LSU (10 punts) 9/29/07
- 388 Woody Umphrey, Alabama vs. Penn State (10 punts), Sugar Bowl 1/1/79

SEE PAGE 85 FOR LONGEST PUNTS IN THE SUGAR BOWL.

SUGAR BOWL RECORD BOOK - INDIVIDUAL

RETURNS - KICKOFF

Most Kickoff Returns, Sugar Bowl

1. 8 Mardy Gilyard (207 yards) Cincinnati vs. Florida, Jan. 1, 2010
2. 7 Kevin Williams (146 yards) Miami vs. Alabama, Jan. 1, 1993
- 7 Christian Jones (102 yards) Alabama vs. Ohio State, Jan. 1, 2015
4. 5 J.C. Penny (113 yards) Miami vs. Tennessee, Jan. 1, 1986
- 5 Harvey Williams (138 yards) LSU vs. Nebraska, Jan. 1, 1987
- 5 Clint Johnson (144 yards) Notre Dame vs. Florida, Jan. 1, 1992
- 5 Sirr Parker (71 yards) Texas A&M vs. Ohio State, Jan. 1, 1999
- 5 Javier Arenas (134 yards) Alabama vs. Utah, Jan. 2, 2009
- 5 Jordan Hall (113 yards) Ohio State vs. Arkansas, Jan. 4, 2011
- 5 Roy Finch (101 yards) Oklahoma vs. Alabama, Jan. 2, 2014

Most Kickoff Returns, College Football Playoff games

1. 7 Christian Jones (102 yards) Alabama vs. Ohio State, Sugar Semi, Jan. 1, 2015
2. 6 Kermit Whitfield (131 yards) Florida State vs. Oregon, Rose Semi, Jan. 1, 2015
- 6 Derius Davis (135 yards) TCU vs. Georgia, NCG, Jan. 9, 2023
4. 5 Kenyan Drake (196 yards) Alabama vs. Clemson, NCG, Jan. 11, 2016
5. 4 Four times. Last Derius Davis (75 yards). TCU vs. Michigan, Fiesta Semi, Dec. 31, 2022

Most Kickoff Returns, All Bowls

1. 8 Eight times; last by Detrich Clark, Colorado St., Famous Idaho Potato, Dec. 22, 2016

Most Kickoff Return Yards, Sugar Bowl

1. 207 Mardy Gilyard (8 returns) Cincinnati vs. Florida, Jan. 1, 2010
2. 146 Kevin Williams (7 returns) Miami vs. Alabama, Jan. 1, 1993
3. 144 Clint Johnson (5 returns) Notre Dame vs. Florida, Jan. 1, 1992
4. 138 Harvey Williams (5 returns) LSU vs. Nebraska, Jan. 1, 1987
5. 134 Javier Arenas (5 returns) Alabama vs. Utah, Jan. 2, 2009

Most Kickoff Return Yards, College Football Playoff games

1. 196 Kenyan Drake (5 returns) Alabama vs. Clemson, NCG, Jan. 11, 2016
2. 135 Derius Davis (6 returns) TCU vs. Georgia, NCG, Jan. 9, 2023
3. 131 Kermit Whitfield (6 returns) Florida State vs. Oregon, Rose, Jan. 1, 2015
4. 105 Paris Campbell (3 returns) Ohio State vs. Clemson, Fiesta, Dec. 31, 2016
5. 102 Christian Jones (7 returns) Alabama vs. Ohio State, Sugar, Jan. 1, 2015

Most Kickoff Return Yards, All Bowls

1. 221 Steve Breaston (6 returns) Michigan vs. Texas, Rose, Jan. 1, 2005

Highest Kickoff Return Average (min. 3 returns), Sugar Bowl

1. 29.0 Chris Rainey (4 for 116) Florida vs. Cincinnati, Jan. 1, 2010
2. 28.8 Clint Johnson (5 for 144) Notre Dame vs. Florida, Jan. 1, 1992
3. 27.6 Harvey Williams (5 for 138) LSU vs. Nebraska, Jan. 1, 1987
4. 26.8 Javier Arenas (5 for 134) Alabama vs. Utah, Jan. 2, 2009
5. 26.7 Jaydon Blue (3 for 80) Texas vs. Washington, Jan. 1, 2024

Highest Kickoff Return Average (min. 3 returns), College Football Playoff games

1. 39.2 Kenyan Drake (5 for 196) Alabama vs. Clemson, NCG, Jan. 11, 2016
2. 35.0 Paris Campbell (3 for 105) Ohio State vs. Clemson, Fiesta Semi, Dec. 31, 2016
3. 26.7 Jaydon Blue (3 for 80) Texas vs. Washington, Sugar Semi, Jan. 1, 2024
4. 26.0 A.J. Henning (3 for 78) Michigan vs. TCU, Fiesta, Dec. 31, 2022
5. 25.7 Artavis Scott (3 for 77) Clemson vs. Alabama, NCG, Jan. 9, 2017

Highest Kickoff Return Average, All Bowls (min. 3 returns)

1. 48.5 Aron Cruickshank (4 for 194) Wisconsin vs. Oregon, Rose, Jan. 1, 2020

SEE PAGE 85 FOR LONGEST RETURNS IN THE SUGAR BOWL.

RETURNS - PUNT

Most Punt Returns, Sugar Bowl

1. 6 Jacquez Green (69 yards) Florida vs. Florida State, Jan. 2, 1997
- 5 Kevin Baugh (106 yards) Penn State vs. Georgia, Jan. 1, 1983
- 5 David Palmer (52 yards) Alabama vs. Miami, Jan. 1, 1993
- 4 Seven tied.

Most Punt Returns, College Football Playoff games

1. 5 Cyrus Jones (80 yards) Alabama vs. Michigan State, Cotton Semi, Dec. 31, 2015
- 5 Trevon Diggs (38 yards) Alabama vs. Georgia, NCG, Jan. 8, 2018
3. 3 Jalin Marshall (32 yards) Ohio State vs. Oregon, NCG, Jan. 12, 2015
- 3 Trevon Diggs (30 yards) Alabama vs. Clemson, Sugar Semi, Jan. 1, 2018

Most Punt Returns, All Bowls

1. 9 Paddy Driscoll (115 yards) Great Lakes vs. Mare Island, Rose, Jan. 1, 1919
- 9 Buzy Rosenberg (54 yards) Georgia vs. North Carolina, Gator, Dec. 31, 1971

Most Punt Return Yards, Sugar Bowl

1. 106 Kevin Baugh (5 returns) Penn State vs. Georgia, Jan. 1, 1983
2. 95 Kevin Williams (3 returns) Miami vs. Alabama, Jan. 1, 1993
3. 88 Ike Charlton (4 returns) Virginia Tech vs. Florida St., Jan. 4, 2000
4. 86 Bobby Majors (4 returns) Tennessee vs. Air Force, Jan. 1, 1971
5. 79 Joe Wylie (4 returns) Oklahoma vs. Auburn, Jan. 1, 1972

Most Punt Return Yards, College Football Playoff games

1. 80 Cyrus Jones (5 ret.) Alabama vs. Michigan State, Cotton Semi, Dec. 31, 2015
2. 38 Trevon Diggs (5 ret.) Alabama vs. Georgia, NCG, Jan. 8, 2018
3. 34 Mecole Hardman (2 ret.) Georgia vs. Alabama, NCG, Jan. 8, 2018
4. 32 Jalin Marshall (3 ret.) Ohio State vs. Oregon, NCG, Jan. 12, 2015
5. 31 Derius Davis (1 ret.) TCU vs. Michigan, Fiesta Semi, Dec. 31, 2022

Most Punt Return Yards, All Bowls

1. 180 Willie Reid (7 returns) Florida State vs. Penn State, (3 ot) Orange, Jan. 3, 2006

Highest Punt Return Average (min. 3 returns), Sugar Bowl

1. 31.7 Kevin Williams (3 for 95) Miami vs. Alabama, Jan. 1, 1993
2. 22.0 Ike Charlton (4 for 88) Virginia Tech vs. Florida State, Jan. 4, 2000
3. 21.5 Bobby Majors (4 for 86) Tennessee vs. Air Force, Jan. 1, 1971
4. 21.2 Baugh (5 for 106) Penn State vs. Georgia, Jan. 1, 1983
5. 19.8 Joe Wylie (4 for 79) Oklahoma vs. Auburn, Jan. 1, 1972

Highest Punt Return Average (min. 3 returns), College Football Playoff games

1. 16.0 Cyrus Jones (5 for 80) Alabama vs. Michigan State, Cotton, Dec. 31, 2015
2. 10.7 Jalin Marshall (3 for 32) Ohio State vs. Oregon, NCG, Jan. 12, 2015
3. 10.0 Trevon Diggs (3 for 30) Alabama vs. Clemson, Sugar Semi, Jan. 1, 2018

Highest Punt Return Average, All Bowls (min. 3 returns)

1. 40.67 George Fleming (3 for 122) Washington vs. Wisconsin, Rose, Jan. 1, 1960

LONGEST PLAYS

Longest Runs From Scrimmage, Sugar Bowl

1. 92 Raymond Brown (TD) Ole Miss vs. Texas, Jan. 1, 1958
2. 88 Deuce Vaughn (TD) Kansas State vs. Alabama, Dec. 31, 2022
3. 86 Leon Heath (TD) Oklahoma vs. LSU, Jan. 2, 1950
4. 85 Claude Simons (TD) Tulane vs. Temple, Jan. 1, 1935
5. 85 Ezekiel Elliott (TD) Ohio State vs. Alabama, Jan. 1, 2015
6. 76 Jimmy Ford (TD) Tulsa vs. Georgia Tech, Jan. 1, 1944
7. 69 Bo Bowen (TD) Mississippi vs. Arkansas, Jan. 1, 1970
8. 67 Tony Dorsett (did not score) Pittsburgh vs. Georgia, Jan. 1, 1977
9. 64 Justin Vincent (did not score) LSU vs. Oklahoma, Jan. 4, 2004
10. 60 Jeff Powell (TD) Tennessee vs. Miami, Jan. 1, 1986

Longest Runs From Scrimmage, College Football Playoff games

1. 85 Ezekiel Elliott (TD) Ohio State vs. Alabama, Sugar Semi, Jan. 1, 2015
2. 75 Sony Michel (TD) Georgia vs. Oklahoma, Rose Semi, Jan. 1, 2018
3. 69 Emari Demercado TCU vs. Michigan, Fiesta Semi, Dec. 31, 2022
4. 68 J.K. Dobbins (TD) Ohio State vs. Clemson, Fiesta Semi, Dec. 28, 2019
- 68 Bo Scarbrough (TD) Alabama vs. Washington, Peach Semi, Dec. 31, 2016

SUGAR BOWL RECORD BOOK - INDIVIDUAL

Longest Run From Scrimmage, All Bowls

1. 99 Terry Baker (TD)..... Oregon St. vs. Villanova, Liberty, 1962
2. 96 Mikell Simpson (TD)..... Virginia vs. Texas Tech, Gator, 2008
3. 95# Dicky Maegle (TD)..... Rice vs. Alabama, Cotton, 1954
4. 94 Hascall Henshaw (TD)..... Arizona St. vs. Case, Sun, 1941
- 94 Larry Smith (TD)..... Florida vs. Georgia Tech, Orange, 1967
- 94 Dwight Ford (TD)..... USC vs. Texas A&M, Bluebonnet, 1977

- Famous bench-tackle play, Maegle tackled on Alabama 40-yd line by Tommy Lewis, awarded TD.

Longest Run From Scrimmage, Superdome History (College, FBS)

1. 92 Leonard Henry (TD)..... East Carolina vs. Tulane, Sept. 8, 2001
2. 88 Deuce Vaughn (TD)..... Kansas St. vs. Alabama, Sugar Bowl, Dec. 31, 2022
2. 85 Ezekiel Elliott (TD)..... Ohio State vs. Alabama, Sugar Bowl, Jan. 1, 2015
- 85 Dontrell Hilliard (TD)..... Tulane vs. Maine, Sept. 19, 2015
4. 77 Boston Scott..... Louisiana Tech vs. Arkansas St., N.O. Bowl, Dec. 19, 2015
5. 72 Joe Banyard..... UTEP vs. Tulane, Oct. 15, 2011
- 72 Charles Sims..... Houston vs. Tulane, Nov. 10, 2011

Longest Pass Plays (all 50-plus yard passes), Sugar Bowl

1. 82 Danny Wuerffel to Ike Hilliard (TD)..... Florida vs. Florida State, Jan. 2, 1995
2. 80 Bryan Randall to Josh Morgan (TD) ... Virginia Tech vs. Auburn, Jan. 1, 2005
- 80 Tim Tebow to Riley Cooper (TD)..... Florida vs. Cincinnati, Jan. 1, 2010
4. 77 Michael Penix Jr. to Ja'Lynn Polk..... Washington vs. Texas, Jan. 1, 2024
- 73 Warrick Dunn to 'Omar Ellison (TD)..... Florida State vs. Florida, Jan. 2, 1995
6. 68 Billy Grey to Jerry Lamb..... Arkansas vs. Mississippi, Jan. 1, 1963
7. 67 Charley Trippi to Dan Edwards (TD)..... Georgia vs. N. Carolina, Jan. 1, 1947
- 67 AJ McCarron to DeAndrew White (TD)..... Alabama vs. Okla., Jan. 2, 2014
9. 64 Chris Weinke to Peter Warrick (TD)..... Florida St. vs. Va. Tech, Jan. 4, 2000
10. 63 Chris Weinke to Ron Dugans (TD)..... Florida St. vs. Va. Tech, Jan. 4, 2000
11. 61 Kurt Kittner to Walter Young..... Illinois vs. LSU, Jan. 1, 2002
- 61 AJ McCarron to Derrick Henry (TD)..... Alabama vs. Oklahoma, Jan. 2, 2014
13. 60 Bryce Young to Jahmyr Gibbs..... Alabama vs. Kansas State, Dec. 31, 2022
14. 59 Matt Cavanaugh to Gordon Jones (TD)..... Pitt. vs. Georgia, Jan. 1, 1977
15. 58 Duke Donaldson to Lawyer Tillman..... Auburn vs. Syracuse, Jan. 1, 1988
- 58 JaMarcus Russell to Early Doucet..... LSU vs. Notre Dame, Jan. 3, 2006
- 58 JaMarcus Russell to Brandon LaFell (TD) .. LSU vs. Notre Dame, Jan. 3, 2006
18. 57 Billy Ezell to Doug Moreau (TD)..... LSU vs. Syracuse, Jan. 1, 1965
- 57 Archie Manning to Vernon Studdard..... Ole Miss vs. Arkansas, Jan. 1, 1970
20. 56 Jeremy Johnson to Darius Slayton..... Auburn vs. Oklahoma, Jan. 2, 2017
- 56 Justin Fields to Chris Olave (TD)..... Ohio State vs. Clemson, Jan. 1, 2021
22. 55 Richard Todd to Ozzie Newsome..... Alabama vs. Penn St., Dec. 31, 1975
- 55 Thad Busby to Andre Cooper..... Florida State vs. Florida, Jan. 2, 1997
24. 54 Paul Toscano to George Anderson..... Wyoming vs. LSU, Jan. 1, 1968
- 54 Jim Druckenmiller to Bryan Still (TD)..... Va. Tech vs. Texas, Dec. 31, 1995
26. 52 Michael Penix Jr. to Rome Odunze..... Washington vs. Texas, Jan. 1, 2024
26. 50 Joe Germaine to John Lumpkin (TD)..... Ohio St. vs. Florida St., Jan. 1, 1999

Longest Pass Plays, College Football Playoff Games

1. 80 Jake Fromm to Mecole Hardman (TD)..... Georgia vs. Alabama, NCG, Jan. 8, 2018
2. 77 Michael Penix Jr. to Ja'Lynn Polk..... Washington vs. Texas, Sugar Semi, Jan. 1, 2024
3. 76 Max Duggan to Quentin Johnson (TD) ... TCU vs. Michigan, Fiesta Semi, Dec. 31, 2022
- 76 Stetson Bennett to Arian Smith (TD) ... Georgia vs. Ohio St., Peach Semi, Dec. 31, 2022
5. 74 Trevor Lawrence to Justyn Ross (TD)..... Clemson vs. Alabama, NCG, Jan. 7, 2019

Longest Pass Plays, All Bowls

1. 99 Tommy Armstrong to Quincy Enunwa (TD) . Nebraska vs. Georgia, Gator, Jan. 1, 2014
2. 96 Kenny Pickett to Maurice Ffrench (TD)..... Pittsburgh vs. E. Michigan, Quick Lane, Dec. 26, 2019
3. 95 Ronnie Fletcher to Ben Hart (TD)..... Oklahoma vs. Florida St., Gator, Jan. 2, 1965
4. 93 Stan Heath to Tommy Kalminir (TD)..... Nevada vs. North Texas, Salad, 1948
- 93 Kenny Hill to Jalen Raegor (TD)..... TCU vs. Stanford, Alamo, 2017

Longest Pass Plays, Superdome History (College, FBS)

1. 87 J.P. Losman to Chris Bush (TD)..... Tulane vs. East Carolina, Nov. 22, 2003
- 87 Lester Ricard to Roydell Williams (TD)..... Tulane vs. Navy, Nov. 6, 2004
3. 84 Nickie Hall to Marcus Anderson (TD)..... Tulane vs. SMU, Oct. 4, 1980
4. 82 Danny Wuerffel to Ike Hilliard (TD)..... Florida vs. Florida State Sugar Bowl, Jan. 2, 1995
- 82 Kyle Padron to Aldrick Robinson (TD)..... SMU vs. Tulane, Oct. 30, 2010

Longest Interception Returns, Sugar Bowl

1. 96 Al Walcott (TD)..... Baylor vs. Ole Miss, Jan. 1, 2022
2. 80 Hugh Morrow (TD)..... Alabama vs. Duke, Jan. 1, 1945
3. 71 Bruce Thornton..... Georgia vs. Florida State, Jan. 1, 2003
4. 68 Chris White..... Tennessee vs. Miami, Jan. 1, 1986
5. 55 Rich Milot..... Penn State vs. Alabama, Jan. 1, 1979
6. 52 Lawrence Wright (TD)..... Florida vs. West Virginia, Jan. 1, 1994
7. 51 Shevin Smith..... Florida State vs. Ohio State, Jan. 1, 1998
8. 49 Brodney Pool..... Oklahoma vs. LSU, Jan. 4, 2004
9. 43 Zack Sanchez..... Oklahoma vs. Alabama, Jan. 1, 2014
10. 42 Mike Clements..... Alabama vs. Penn State, Jan. 1, 1979

Longest Interception Returns, College Football Playoff games

1. 86 Van Smith..... Clemson vs. Ohio State, Fiesta Semi, Dec. 31, 2016
2. 81 Mike Sainristil..... Michigan vs. Washington, NCG, Jan. 8, 2024
3. 79 Kelee Ringo (TD)..... Georgia vs. Alabama, NCG, Jan. 10, 2022
4. 46 Trayvon Mullen..... Clemson vs. Alabama, NCG, Jan. 7, 2019
5. 44 A.J. Terrell (TD)..... Clemson vs. Alabama, NCG, Jan. 7, 2019

Longest Interception Returns, All Bowls

1. 100 Dahna Deleston (TD)..... Connecticut vs. Buffalo, International, Jan. 3, 2009
- 100 Walter McFadden (TD)..... Auburn vs. Northwestern, Outback, Jan. 1, 2010
- 100 Jamar Taylor (TD)..... Boise State vs. Arizona State, Las Vegas, Dec. 22, 2011
- 100 Evan Berry (TD)..... Tennessee vs. Northwestern, Outback, Jan. 1, 2016
- 100 Tyree Robinson (TD)..... Oregon vs. Boise State, Las Vegas, Dec. 16, 2017

Interception Returns, Superdome History (College, FBS)

1. 100 Jordan Ozerities (TD)..... UCF vs. Tulane, Nov. 20, 2010
2. 99 Treg Sony (TD)..... Tulane vs. Florida State, Sept. 17, 1983
- 99 Derrick Strozier (TD)..... Tulane vs. East Carolina, Oct. 12, 2013
4. 96 Al Wolcott (TD)..... Baylor vs. Ole Miss, Sugar Bowl, Jan. 1, 2022
4. 79 Bobby McCain (TD)..... Memphis vs. Tulane, Oct. 22, 2011
5. 73 Ryan Travis (TD)..... Tulane vs. Rice, Nov. 3, 2012

Longest Kickoff Returns, Sugar Bowl

1. 100 Andre Debose (TD)..... Florida vs. Louisville, 2013
2. 93 Al Hunter (TD)..... Notre Dame vs. Alabama, 1973
3. 90 Ramarcus Brown..... Georgia vs. Hawaii, 2008
4. 63 Andre Kendrick..... Virginia Tech vs. Florida State, 2000
5. 62 Rock Preston..... Florida State vs. Florida, 1995
6. 52 Bobby Peters..... Baylor vs. Tennessee, 1957
7. 51 Chris Rainey..... Florida vs. Cincinnati, 2010
8. 48 Eddie Royal..... Virginia Tech vs. Auburn, 2005
9. 47 Billy Pyle..... Texas vs. Alabama, 1948
10. 46 Clint Johnson..... Notre Dame vs. Florida, 1992

Longest Kickoff Returns, College Football Playoff games

1. 95 Kenyan Drake (TD)..... Alabama vs. Clemson, NCG, Jan. 11, 2016
2. 54 Paris Campbell..... Ohio State vs. Clemson, Fiesta Semi, Dec. 31, 2016
3. 43 Artavis Scott..... Clemson vs. Alabama, NCG, Jan. 11, 2016
4. 40 Tyler Scott..... Cincinnati vs. Alabama, Cotton Semi, Dec. 31, 2021
5. 35 Kermit Whitfield..... Florida State vs. Oregon, Rose Semi, Jan. 1, 2015

Longest Kickoff Returns, All Bowls

1. 100 20 times, most recent: Jason Huntley, New Mexico State vs. Utah State, Arizona, 2017

Longest Kickoff Returns, Superdome History (College, FBS)

1. 100 Otis Anderson (TD)..... Miami (Fla.) vs. Tulane, Nov. 4, 1978
- 100 Fred Smith (TD)..... Tulane vs. TCU, Sept. 1, 2003
- 100 Jesse Henderson (TD)..... SMU vs. Tulane, Oct. 30, 2006
- 100 Andre Debose (TD)..... Florida vs. Louisville, Sugar Bowl, Jan. 2, 2013
5. 98 Jeff Liggon (TD)..... Tulane vs. Southern Miss, Oct. 26, 1996
- 98 Blaise Taylor (TD)..... Arkansas St. vs. Louisiana Tech, N.O. Bowl, Dec. 19, 2015

SUGAR BOWL RECORD BOOK - INDIVIDUAL

Longest Punt Returns, Sugar Bowl

1.	78	Kevin Williams (TD)	Miami vs. Alabama, Jan. 1, 1993
2.	75	Bobby Kellogg (TD)	Tulane vs. Texas A&M, Jan. 1, 1940
3.	73	Javier Arenas (TD)	Alabama vs. Utah, Jan. 2, 2009
4.	71	Joe Wylie (TD)	Oklahoma vs. Auburn, Jan. 1, 1972
5.	66	Kevin Baugh	Penn State vs. Georgia, Jan. 1, 1983
6.	62	Lou Ikner	Alabama vs. Penn State, Jan. 1, 1979
7.	60	Bryan Still (TD)	Virginia Tech vs. Texas, Dec. 31, 1995
8.	59	Peter Warrick (TD)	Florida State vs. Virginia Tech, Jan. 4, 2000
9.	57	Bobby Majors (TD)	Tennessee vs. Air Force, Jan. 1, 1971
10.	50	Major Ogilvie	Alabama vs. Arkansas, Jan. 1, 1980

Longest Punt Returns, College Football Playoff games

1.	57	Cyrus Jones (TD)	Alabama vs. Michigan State, Cotton Semi, Dec. 31, 2015
2.	31	Derius Davis	TCU vs. Michigan, Fiesta Semi, Dec. 31, 2022
3.	22	Kearis Jackson	Georgia vs. Ohio State, Peach Semi, Dec. 31, 2022
4.	21	Mecole Hardman	Georgia vs. Oklahoma, Rose Semi, Jan. 1, 2018
5.	20	DeVonta Smith	Alabama vs. Notre Dame, Rose Semi, Jan. 1, 2021

Longest Punt Returns, All Bowls

1.	92	Quinton Jones (TD)	Boise State vs. Boston College, MPC Computers, Dec. 28, 2005
	92	Brandon Boykin (TD)	Georgia vs. Michigan State, Outback, Jan. 2, 2012
3.	88	Ben Kelly (TD)	Colorado vs. Boston College, Insight.com, Dec. 31, 1999
4.	87	Willie Reid (TD)	Florida St. vs. Penn St., Orange, Jan. 3, 2006
5.	86	Four tied.		

Longest Punt Returns, Superdome History (College, FBS)

1.	87	Darryl Surgent (TD)	UL Lafayette vs. San Diego St., N.O. Bowl, Dec. 17, 2011
2.	78	Kevin Williams (TD)	Miami vs. Alabama, Sugar Bowl, Jan. 1, 1993
3.	77	Curt Baham (TD)	Tulane vs. Florida State, Sept. 17, 1983
4.	76	Damian Payne (TD)	Houston vs. Tulane, Nov. 10, 2011
5.	73	Javier Arenas (TD)	Alabama vs. Utah, Sugar Bowl, Jan. 2, 2009

Longest Fumble Returns, Sugar Bowl

1.	49	Tommy Yearout	Auburn vs. Oklahoma, Jan. 1, 1972
2.	26	Bobby Jackson	Illinois vs. LSU, Jan. 1, 2002
	26	Geneo Grissom	Oklahoma vs. Alabama, Jan. 2, 2014
4.	19	Randall Gay	LSU vs. Illinois, Jan. 1, 2002
5.	9	Kyler Hall	Florida State vs. Georgia, Jan. 1, 2003

Longest Fumble Return, College Football Playoff games

1.	58	Tony Washington (TD)	Oregon vs. Florida State, Rose Semi, Jan. 1, 2015
2.	46	Steven Parker (TD)	Oklahoma vs. Georgia, Rose Semi, Jan. 1, 2018
3.	12	Ryan Anderson	Alabama vs. Clemson, NCG, Jan. 9, 2017
4.	10	Jonathan Allen	Alabama vs. Washington, Peach Semi, Dec. 31, 2016
5.	5	Derek Stingley	LSU vs. Clemson, NCG, Jan. 13, 2020

Longest Fumble Returns, All Bowls

1.	99	Darwin Cook (TD)	West Virginia vs. Clemson, Orange, Jan. 4, 2012
2.	89	Charlie Owens (TD)	TCU vs. Texas A&M, galleryfurniture.com, Dec. 28, 2001
3.	86	Troy Dye (TD)	Oregon vs. Boise St., Las Vegas, Dec. 16, 2017
4.	79	Tremain Mack (TD)	Miami vs. Virginia, Carquest, Dec. 27, 1996
5.	75	Two Tied.		

Longest Fumble Returns, Superdome History (College, FBS)

1.	87	Cedric Thomas	Tulane vs. LSU, Nov. 19, 1994
2.	77	Tom Latos	Tulane vs. Syracuse, Nov. 9, 1996
3.	76	Sean Lucas	Tulane vs. Southern, Aug. 31, 2002
4.	50	LeVan Richmond (TD)	Southern Miss vs. Tulane, Nov. 11, 2006
5.	47	Delando Davis	Tulane vs. Army, Sept. 18, 1999

Longest Blocked Field Goal Return, All Bowls

1.	80	Antonio Banks (TD)	Virginia Tech vs. Indiana, Independence, Dec. 31, 1993
2.	78	Devin Hester (TD)	Miami vs. Florida, Peach, Dec. 31, 2004
3.	75	Payton Williams (TD)	Fresno St. vs. Utah, Las Vegas, Dec. 18, 1999

Longest Field Goals, Sugar Bowl

1.	53	John Carroll	Oklahoma vs. Auburn, Jan. 1, 1972
2.	52	Cloyce Hinton	Ole Miss vs. Arkansas, Jan. 1, 1970
52	Phil Dawson	Texas vs. Virginia Tech, Dec. 31, 1995	
52	Brandon Coutu	Georgia vs. Hawaii, Jan. 1, 2008	
52	Leigh Tiffin	Alabama vs. Utah, Jan. 2, 2009	
6.	51	Jeff Chandler	Florida vs. Miami, Jan. 2, 2001
7.	50	Harry Oliver	Notre Dame vs. Georgia, Jan. 1, 1981
8.	49	Four tied, last Will Reichard	Alabama vs. Kansas State, Dec. 31, 2022

Longest Field Goals, College Football Playoff games

1.	59	Jake Moody	Michigan vs. TCU, Fiesta Semi, Dec. 31, 2022
2.	55	Rodrigo Blankenship	Georgia vs. Oklahoma, Rose Semi, Jan. 1, 2018
3.	52	B.T. Potter	Clemson vs. LSU, NCG, Jan. 13, 2020
	52	Will Reichard	Alabama vs. Michigan, Rose Semi, Jan. 1, 2024
4.	51	Rodrigo Blankenship	Georgia vs. Alabama, NCG, Jan. 8, 2018

Longest Field Goals, All Bowls

1.	62	Tony Franklin	Texas A&M vs. Florida, Sun, Jan. 2, 1977
2.	57	Quinn Nordin	Michigan vs. Alabama, Citrus, Jan. 1, 2020
3.	56	Greg Cox	Miami vs. Oklahoma, Orange, Jan. 1, 1988
4.	55	Russell Erleben	Texas vs. Colorado, Bluebonnet, Dec. 27, 1975
55	Rodrigo Blankenship	Georgia vs. Oklahoma, Rose, Jan. 1, 2018	

Longest Field Goals, Superdome History (College, FBS)

1.	57	Cairo Santos	Tulane vs. Rice, Nov. 3, 2012
2.	54	Mark Olivari	Tulane vs. Air Force, Nov. 8, 1975
54	Ed Murray	Tulane vs. Memphis, Oct. 28, 1978	
54	Cairo Santos	Tulane vs. UL Monroe, Sept. 29, 2012	
5.	53	Tony Wood	Tulane vs. Vanderbilt, Oct. 2, 1982
53	Tony Wood	Tulane vs. Kentucky, Sept. 22, 1984	
53	Seth Marler	Tulane vs. East Carolina, Sept. 9, 2001	

Longest Field Goal Attempts, Sugar Bowl

1.	62	Matt Bahr	Penn State vs. Alabama, Dec. 31, 1975
2.	56	Sebastian Janikowski	Florida State vs. Ohio State, Jan. 1, 1998

Longest Punts, Sugar Bowl

1.	76	Glenn Dobbs	Tulsa vs. Tennessee, Jan. 1, 1943
2.	73	JK Scott	Alabama vs. Ohio State, Jan. 1, 2015
3.	69	Sammy Baugh	TCU vs. LSU, Jan. 1, 1936
69	Tom Davis	Duke vs. Alabama, Jan. 1, 1945	
69	Greg Gantt	Alabama vs. Notre Dame, Dec. 31, 1973	
69	Robby Stevenson	Florida vs. Florida State, Jan. 2, 1997	
7.	67	Drue Chrisman	Ohio State vs. Purdue, Jan. 1, 2021
8.	65	Abe Mickal	LSU vs. TCU, Jan. 1, 1936
65	JK Scott	Alabama vs. Ohio State, Jan. 1, 2015	
10.	64	Bill Crass	LSU vs. TCU, Jan. 1, 1936

Longest Punt, College Football Playoff games

1.	73	JK Scott	Alabama vs. Ohio State, Sugar Semi, Jan. 1, 2015
2.	67	Andy Teasdall	Clemson vs. Ohio State, Fiesta Semi, Dec. 31, 2016
	67	Drue Chrisman	Ohio State vs. Clemson, Sugar Semi, Jan. 1, 2021
4.	65	JK Scott	Alabama vs. Ohio State, Sugar Semi, Jan. 1, 2015
	65	Tristan Vizcaino	Washington vs. Alabama, Peach Semi, Dec. 31, 2016

Longest Punts, Superdome History (College, FBS)

1.	73	Chris Beckman	Tulane vs. East Carolina, Nov. 22, 2003
73	JK Scott	Alabama vs. Ohio State, Sugar Bowl, Jan. 1, 2015	
3.	72	Casey Roussel	Tulane vs. Southern Miss, Oct. 14, 2000
4.	70	Jarre Humphrey	Memphis vs. Florida Atlantic, N.O. Bowl, Dec. 21, 2007

Longest Punts, All Bowls

1.	84	Kyle Rote (quick kick)	SMU vs. Oregon, Cotton, Jan. 1, 1949
2.	82	Ike Pickle	Mississippi St. vs. Duguesne, Orange, Jan. 1, 1937
3.	80	Elmer Layden	Notre Dame vs. Stanford, Rose, Jan. 1, 1925
4.	79	Doak Walker (quick kick)	SMU vs. Oregon, Cotton, Jan. 1, 1949
5.	78	Glenn Dobbs	Tulsa vs. Tennessee, Sugar, Jan. 1, 1943
78	Chris Hogue	Tennessee vs. Nebraska, Orange, Jan. 2, 1998	

THE LAST TIME IN THE SUGAR BOWL

Team

50+ Points	51, Florida vs. Cincinnati, Jan. 1, 2010
21+ Points in a Quarter.....	21, Alabama vs. Kansas State, Dec. 31, 2022 (3rd)
28+ Points in a Half.....	35, Ohio State vs. Clemson, Jan. 1, 2021 (1st)
Overtime Game*.....	Michigan 23, Virginia Tech 20, Jan. 3, 2012
300+ yards rushing	382, West Virginia vs. Georgia, Jan. 2, 2006
400+ yards rushing*	439, Oklahoma vs. Auburn, Jan. 1, 1972
<50 yards rushing	44, Clemson vs. Ohio State, Jan. 1, 2021
<25 yards rushing	13, Utah vs. Alabama, Jan. 2, 2009
<0 yards rushing	-5, Hawaii vs. Georgia, Jan. 1, 2008
300+ yards passing	430, Washington vs. Texas, Jan. 1, 2024
.....	318, Texas vs. Washington, Jan. 1, 2024
400+ yards passing	430, Washington vs. Texas, Jan. 1, 2024
500+ yards passing	Never
<100 yards passing	40, Baylor vs. Ole Miss, Jan. 1, 2022
500+ yards total offense	532, Washington vs. Texas, Jan. 1, 2024
600+ yards total offense	639, Ohio State vs. Clemson, Jan. 1, 2021
<200 yards total offense	188, Clemson vs. Alabama, Jan. 1, 2018
<150 yards total offense	127, Georgia vs. Notre Dame, Jan. 1, 1981
Forced 5 turnovers	5, Oklahoma vs. Alabama, Jan. 2, 2014
Intercepted 4 passes	4, Georgia vs. Hawaii, Jan. 1, 2008
Intercepted 5 passes	5, Nebraska vs. LSU, Jan. 1, 1985
Had 0 turnovers.....	0, Georgia vs. Baylor, Jan. 1, 2020

Individual Rushing

Rushed for 200+ yards	230, Ezekiel Elliott,
.....	Ohio State vs. Alabama, Jan. 1, 2015
Had a run of 50+ yards	85, Ezekiel Elliott,
.....	Ohio State vs. Alabama, Jan. 1, 2015
Had a run of 75+ yards	88, Deuce Vaughn,
.....	Kansas State vs. Alabama, Dec. 31, 2022
Had 25+ rush attempts.....	25, Abram Smith, Baylor vs. Ole Miss, Jan. 1, 2022
Had 30+ rush attempts.....	31, Trey Sermon, Ohio State vs. Clemson, Jan. 1, 2021
Had 35+ rush attempts*	36, Herschel Walker,
.....	Georgia vs. Notre Dame, Jan. 1, 1981
Had 40+ rush attempts.....	Never
Had 4+ rushing touchdowns*.....	4, Domanick Davis, LSU vs. Illinois, Jan. 1, 2002
Had 3+ rushing touchdowns.....	3, Sam Ehlinger, Texas vs. Georgia, Jan. 1, 2019

Individual Passing

Passed for 300+ yards	430, Michael Penix Jr., Washington vs. Texas, Jan. 1, 2024
.....	318, Quinn Ewers, Texas vs. Washington, Jan. 1, 2024
Passed for 350+ yards.	430, Michael Penix Jr., Washington vs. Texas, Jan. 1, 2024
Passed for 400+ yards.	430, Michael Penix Jr., Washington vs. Texas, Jan. 1, 2024
Had 30+ completions.....	33, Trevor Lawrence, Clemson vs. Ohio St., Jan. 1, 2021
Had 50+ attempts.....	53, Rohan Davey, LSU vs. Illinois, Jan. 1, 2002
Completed a pass of 50+ yards	52, Michael Penix Jr. to Rome Odunze,
.....	Washington vs. Texas, Jan., 1, 2024
Completed a pass of 75+ yards	77, Michael Penix Jr. to Ja'Lynn Polk,
.....	Washington vs. Texas, Jan., 1, 2024
Had 6+ TD passes*.....	6, Justin Fields, Ohio State vs. Clemson, Jan. 1, 2021
Had 5+ TD passes.....	5, Bryce Young, Alabama vs. Kansas St., Dec. 31, 2022
Had 4+ TD passes.....	5, Bryce Young, Alabama vs. Kansas St., Dec. 31, 2022

Individual Receiving

Caught 10+ passes	12, George Pickens, Georgia vs. Baylor, Jan. 1, 2020
Had 100+ yards receiving.....	125, Rome Odunze, and 122, Ja'Lynn Polk,
.....	Washington vs. Texas, Jan. 1, 2024
Had 150+ yards receiving	175, George Pickens, Georgia vs. Baylor, Jan. 1, 2020
Had 200+ yards receiving*	239, Josh Reed, LSU vs. Illinois, Jan. 1, 2002
Had 3+ TD catches	3, Laquon Treadwell, Ole Miss vs. Okla. St., Jan. 1, 2016
Had 2+ TD catches	2, Cornell Powell, Clemson vs. Ohio State, Jan. 1, 2021
.....	2, Chris Olave, Ohio State vs. Clemson, Jan. 1, 2021

Individual Defense

Had 10+ tackles	10, Jaylan Ford, Texas vs. Washington, Jan. 1, 2024
Had 15+ tackles	17, Terrel Bernard, Baylor vs. Ole Miss, Jan. 1, 2022
Had 20+ tackles*	20, Tom Cousineau, Ohio State vs. Alabama, Jan. 1, 1978
Had 2+ interceptions	2, JT Woods, Baylor vs. Ole Miss, Jan. 1, 2022
Had 4+ tackles for loss.....	4, Brian Branch, Alabama vs. Kansas St., Dec. 31, 2022
Had 3+ sacks.....	3, Eric Striker, Oklahoma vs. Alabama, Jan. 2, 2014
Blocked a punt.....	Colton Miles-Nash, Arkansas vs. Ohio State, Jan. 4, 2011
Blocked a field goal.....	Shariff Floyd, Florida vs. Louisville, Jan. 2, 2013
Blocked a PAT.....	Michael Taylor, Florida vs. Louisville, Jan. 2, 2013
Recorded a safety.....	Jake Bequette, Arkansas vs. Ohio State, Jan. 4, 2011

Miscellaneous

KR for TD.....	100, Andre Debose, Florida vs. Louisville, Jan. 2, 2013
PR for TD.....	73, Javier Arenas, Alabama vs. Utah, Jan. 2, 2009
Int. Return for TD.....	96, Al Wolcott, Baylor vs. Louisville, Jan. 2, 2022
Fumble return for a TD	8, Geneo Grissom, Oklahoma vs. Alabama, 2014
Fumble recovery for a TD	Dane Sanzenbacher, Ohio State vs. Arkansas, 2011
Scored 4+ TDs.....	4, Domanick Davis, LSU vs. Illinois, 2002
60+ yard punt	67, Drue Chrisman, Ohio State vs. Clemson, Jan. 1, 2021
70+ yard punt	73, JK Scott, Alabama vs. Ohio State, Jan. 1, 2015
50+ yard FG	52, Brandon Coutu, Georgia vs. Hawaii, Jan. 2, 2008
3+ FG.....	3, Grady Gross, Washington vs. Texas, Jan. 1, 2024
4+ FG	4, Justin Myer, Virginia Tech vs. Michigan, Jan. 3, 2012
Blocked FG for a TD	Never
Blocked PAT for a score.....	Never
Blocked punt for a TD.....	6, Jeff Chaney, Florida St. vs. Virginia Tech, Jan. 4, 2000
Passed for and caught a TD	Anquan Boldin,
.....	Florida St. vs. Georgia, Jan. 1, 2003
100 rushing yds/100 receiving yds*	
.....	Bruce Maxwell, Arkansas vs. Ole Miss, Jan. 1, 1970

By Conference (based on current conference members)

An ACC team won.....	2001 - Miami 37, Florida 20
A Big 10 team won	2021 - Ohio State 49, Clemson 28
A Big 12 team won	2022 - Baylor 21, Ole Miss 7
A American Athletic team won.....	2013 - Louisville 33, Florida 23
A C-USA team played.....	1961 - Ole Miss 14, Rice 6
An Independent team won.....	1992 - Notre Dame 39, Florida 28
A Mountain West team played.....	2008 - Georgia 41, Hawaii 10
A Pac-12 team played	2024 - Washington 37, Texas 31
An SEC team won	12/31/22 - Alabama 45, Kansas State 20

The Last Time in the College Football Playoff

Kick Return for TD.....	Kenyan Drake, Alabama vs. Clemson
.....	NCG, Jan. 11, 2016 (95 yards)
Punt Return for TD	Cyrus Jones, Alabama vs. Michigan State,
.....	Cotton Semi, Dec. 31, 2015 (57 yards)
Blocked punt for a TD	Never
Blocked FG for a TD	Never
Int. Return for TD.....	Bud Clark, TCU vs. Michigan,
.....	Fiesta Semi, Dec. 31, 2022 (41 yards)
Fumble return for TD.....	Tony Washington, Oregon vs. Florida State
.....	Rose Semi, Jan. 1, 2015 (58 yards)
Safety.....	Never
Defensive two-point conversion.....	Never
Shut-out.....	Clemson vs. Ohio State, Fiesta, Dec. 31, 2016

* - Only time it happened