



# 2021 SYRACUSE FOOTBALL

1959 NATIONAL CHAMPIONS // 5 CONFERENCE CHAMPIONSHIPS // 18 CONSENSUS ALL-AMERICANS

## GAME INFORMATION

**Date**..... Saturday, Sept. 11, 2021  
**Location**..... Syracuse, N.Y.  
**Stadium**..... Carrier Dome (49,057)  
**Kickoff**..... 2 p.m.  
**Series**..... Syracuse leads 30-12-1  
**Tickets**..... Cuse.com  
**Television**..... ACCN  
*Play-by-Play*..... Mike Couzens '10  
*Analyst*..... Dustin Fox  
*Reporter*..... Dana Boyle  
**Radio**..... Syracuse Sports Network from Learfield IMG College  
*Play-by-Play*..... Matt Park '97  
*Analyst*..... Adam Terry '04  
*Reporter*..... Brian Higgins '04  
**Student Radio**..... WAER 88.3 FM (Syracuse)  
**Satellite Radio**..... Sirius 133/XM 193  
**Live Audio**..... Cuse.com/TuneIn App  
**Live Stats**..... Cuse.com  
**Twitter**..... @CuseFootball  
**Facebook**..... Facebook.com/CuseFootball  
**Instagram**..... @CuseFootball

## 2021 SCHEDULE/RESULTS

**Overall Record:** 1-0 • **ACC Record:** 0-0

**Home:** 0-0 • **Away:** 1-0 • **Neutral:** 0-0 • **Streak:** W1

Date	Opponent (TV)	Time/Result
Sept. 4	at Ohio (CBSSN)	W, 29-9
<b>Sept. 11</b>	<b>RUTGERS (ACC Network)</b>	<b>2 p.m.</b>
<b>Sept. 18</b>	<b>UALBANY (ACC Network)</b>	<b>12 p.m.</b>
<b>Sept. 24</b>	<b>LIBERTY (ACC Network)</b>	<b>8 p.m.</b>
Oct. 2	at Florida State *	TBA
Oct. 9	WAKE FOREST *	TBA
Oct. 15	CLEMSON * (ESPN)	7 p.m.
Oct. 23	at Virginia Tech *	TBA
Oct. 30	BOSTON COLLEGE*	TBA
Nov. 13	at Louisville *	TBA
Nov. 20	at NC State *	TBA
Nov. 27	PITTSBURGH *	TBA

\* - ACC game

Home games in **BOLD CAPS**

All times Eastern

## WHAT'S INSIDE

Media Information .....	2	Player Notes .....	17-20
Matchup/Series History.....	3	Game Summaries .....	21-22
Notes .....	4-10	Stats.....	23-37
Team .....	4	Long Plays.....	32
Offense .....	5-6	Starting Lineups.....	33
Defense.....	7	Scoring Drives.....	34
Special Teams .....	8	Conversions/TOP .....	35
Miscellaneous.....	9-10	Red-Zone Stats .....	36
Dome.....	9	Superlatives.....	37
On This Date .....	9	Last Time That .....	38-40
Overtime History .....	9		
Orange in the NFL .....	10		
ACC Standings/Polls.....	11		
HC Dino Babers.....	12-13		
Assistant Coaches.....	14		
Depth Chart.....	15		
Start Chart .....	15		
Roster/Pronunciations.....	16		



## SYRACUSE ORANGE (1-0)

**AP/Coaches Rank:** -/-

**Head Coach:** Dino Babers (6th year)

**Overall Record:** 62-52 (.544)

**at Syracuse:** 25-36 (.409)

**vs. Rutgers:** 0-0



## RUTGERS SCARLET KNIGHTS (1-0)

**AP/Coaches Rank:** -/-

**Head Coach:** Greg Schiano

**Overall Record:** 72-73

**at Rutgers:** 72-73

**vs. Syracuse:** 6-5

## OPENING DRIVE

### ORANGE SET FOR HOME OPENER

- After opening the season on the road, Syracuse kicks off a three-game homestand, its longest of the year, when it takes on Rutgers.
- The Orange will play in front of their hometown fans for the first time since the 2019 season finale. In 2020 fans were not permitted to attend games due to the COVID-19 pandemic. The 'Cuse faithful will get their first look at the \$118 million in renovations to the stadium after a new roof and other amenities were installed in the building during the summer of 2020.
- The game will air on ACC Network, with Syracuse grad Mike Couzens '10 (PxP), Dustin Fox (analyst) and Dana Boyle (reporter) on the call.
- Saturday's game marks the first meeting between Syracuse and Rutgers since 2012 when both were members of The BIG EAST Conference.
- Syracuse has an all-time record of 148-93-2 all-time in the Carrier Dome. The Orange were a perfect 6-0 on its home field in 2018, a feat they have accomplished four times since the building opened in 1980.

### ORANGE IN HOME OPENERS

- Syracuse is 92-33-4 in home openers – a record that excludes the 1979 season when the Orange played all their games on the road due to the construction of the Dome – and the 1889 season when Syracuse did not play a home game.
- Since the Dome opened in 1980, Syracuse is 23-18 in home starters.
- Syracuse has won seven of its last-eight home openers, including a 4-1 mark under **Dino Babers**.
- Saturday's game marks the first time since 2018 that Syracuse faces a non-conference opponent in its home opener. The Orange hosted Clemson in the 2019 Dome opener and Georgia Tech last season.

### TUCKER ENJOYS CAREER DAY

- Freshman RB Sean Tucker had his most productive day as a member of the Orange in Syracuse's win at Ohio.
- He rushed for a career-high 181 yards on 25 attempts and a touchdown against the Bobcats.
- The 25 rushes are also a career-high as was his 7.2 yards per carry. Tucker's 47-yard gain in the first quarter is the longest run of his career.
- The 181 rushing yards is the most for a Syracuse player since Eric Dungey ran for 200 yards at Western Michigan in 2018. That total is the most for an Orange running back since Prince-Tyson Gulley ran for 213 yards against West Virginia in the Pinstripe Bowl in 2012.
- It marks the fourth time Tucker has recorded 100 yards rushing in 10 career games. He needs just four more 100-yard rushing performances to join Syracuse's all-time top 10 list.

## NUMBERS TO KNOW

# 181

RB **Sean Tucker** ran for a career-high 181 yards against Ohio. His 25 carries are also a career-high.

# 141

With six catches against Ohio, WR **Taj Harris** moved into fourth place on Syracuse's career receptions list with 141.

# 58

Career field goals for PK **Andre Szmyt**. His two FG at Ohio leaves him just one away from tying the Orange's all-time record, held by Cole Murphy.

# 49

The number of consecutive starts by OL Airon Servais. That number is tied for the most starts in over two decades..



## MEDIA CONTACTS

### SYRACUSE ATHLETIC COMMUNICATIONS

1301 East Colvin Street, Syracuse, NY 13244  
Office: 315-443-2608 | Web: Cuse.com



**TYLER CADY**  
Football SID  
Assistant Director/  
Athletic Communications  
(315) 443-2608 (O)  
(315) 941-6569 (C)  
tpcady@syr.edu



**Susie Mehringer**  
Assistant Director/  
Athletic Communications  
(315) 443-2608 (O)  
(315) 403-0347 (C)  
skmehr@syr.edu



**SUE EDSON**  
Executive Sr. Associate AD/  
Chief Communications Officer  
(Credential Contact)  
(315) 443-2608 (O)  
(315) 952-4787 (C)  
sedson@syr.edu

### ACC COMMUNICATIONS

4512 Weybridge Lane, Greensboro, NC 27407  
Office: 336-854-8787 | Web: theACC.com

Amy Yakola, Chief of External Affairs  
Kevin Best, Sr. Assoc. Commissioner (Football)  
Andy Fledderjohann, Assistant Commissioner  
Steve Phillips, Editorial & Content Manager  
Justin Wilson, Director  
Tyler Beck, Assistant Director

### SOCIAL MEDIA

Join the conversation about all things Syracuse across various social media platforms, including Facebook, Twitter, YouTube, Instagram and Snapchat.



/CuseFootball  
/Cuse



@CuseFootball  
@Cuse



/Syracuse Orange



@CuseFootball  
@Cusepics



@Cusepics

## WEEKLY MEDIA SCHEDULE



- Dino Babers News Conference - 11 a.m. in Iocolano-Petty Football Complex Auditorium
- Deadline to request Tuesday student-athlete interviews - 12 p.m.  
Submit requests (max. 2) to Tyler Cady (tpcady@syr.edu)



- Student-Athlete Interviews - 11:00 a.m.
- Game notes on Cuse.com



- No media availability



- AmeriCU Dino Babers Radio Show  
Live from 7 to 8:30 p.m. on TK99/105



- No media availability



- Game #1 - Syracuse at Ohio (7 p.m., CBS Sports Network)

## GENERAL MEDIA INFORMATION

### INTERVIEWS

Interviews with all Orange student-athletes and Coach Dino Babers **MUST** be arranged through the Syracuse Athletic Communications Department. Contact Tyler Cady, Football SID, via email at tpcady@syr.edu or by calling (315) 443-2608. Please give as much advance notice as possible when requesting interviews. Personal phone numbers will not be distributed to media and student-athletes should not be contacted directly by phone, email or social media to arrange interviews or answer questions.

### CREDENTIAL REQUESTS

Season and individual game requests for working press credentials for media and professional scouts should be made online via the PressPass media credential system. Please visit [www.SportsSystems.com/Syracuse](http://www.SportsSystems.com/Syracuse) to apply for credentials. Requests should be made at least two weeks prior to the game. All media material (notes, media guides, stats) will be available digitally and will not be provided in the press box.

### MEDIA PARKING

Parking for media in the WEST Lots (Standart West and Henry) across the street from the Dome is limited. Passes are issued on a priority basis within the same guidelines as working credentials.

### MEDIA GUIDE

The 2021 media guide will be exclusively digital this season. Media can access the publication on **Cuse.com** under additional links on the football page.

### POSTGAME INTERVIEWS

All postgame media will return to in-person format, pending state, local and University guidelines.

### ACC MEDIA PORTAL

The ACC and XOS Digital have partnered to provide individual highlight packages from all ACC-controlled regular-season football games to approved TV news affiliates for the 2021 season. Upon the conclusion of each game, highlights will be available to download and use in televised news programming at no cost. Outlets may access the highlights, along with any weekly head coach press conferences, through the ACC Media Portal. This portal replaces the ACC Video Clip Service (AVCS). The use of game highlights provided through the ACC Media Portal are subject to the restrictions outlined in the ACC News Access Guidelines. Interested affiliates should email [licensing@xosdigital.com](mailto:licensing@xosdigital.com) to register for the ACC Media Portal and for additional information. Approved affiliates will receive a confirmation email along with credentials to access the portal.

### COLLEGE PRESS BOX.COM

Collegepressbox.com is the official media website for Division I football. Access and download weekly game notes, quotes, statistics, media guides, headshots, logos and more for each conference and its member schools. Register for access at [collegepressbox.com/register](http://collegepressbox.com/register).

## GAME #2 MATCHUP: RUTGERS

### SERIES HISTORY

- Syracuse and Rutgers will play for the 44th time when they take the field on Saturday. The Orange own a 30-12-1 advantage in the all-time series that dates back to 1914.
- Head coach Dino Babers will face Rutgers for the first time in his career.
- The Orange won 12-straight games against the Scarlet Knights from 1987-98. After Rutgers snapped the winning-streak with an overtime win in 1999, 'Cuse won the next three meetings.
- The squads met 22 times as members of The BIG EAST Conference. The Orange were 14-8 in those contests.
- The teams have split the last four meetings. Syracuse posted wins in 2009 and 2010, while Rutgers came out on top in 2011 and 2012.

### LAST TIME VS. RUTGERS

- In their final meeting as members of The BIG EAST Conference, Rutgers defeated Syracuse, 23-15, in Piscataway, N.J. on Oct. 13, 2012.
- The Scarlet Knights scored first on a 1-yard touchdown run in the first quarter, but the Orange answered with 1:32 remaining in the half when Adonis Ameen-Moore found the end zone to cap an 80-yard scoring drive.
- Rutgers scored twice in the third quarter and took its largest lead of the day at 23-7 with a touchdown with 14:01 remaining.
- Ryan Nassib connected with Christopher Clark on a 3-yard touchdown pass and a successful two-point conversion brought the Orange within eight, but that was as close as they could get.
- The loss was one of only two for Syracuse in conference play as it won a share of the BIG EAST regular-season title.

### SYRACUSE-RUTGERS CONNECTIONS

- Head coach **Dino Babers** will face Rutgers for the first time in his career.
- Greg Schiano owns a 6-5 career record against the Orange as Rutgers' head coach.
- Syracuse has 10 players from the state of New Jersey, including QB **Tommy DeVito** (Cedar Grove), WR **Taj Harris** (Beverly), LB **Leon Lowery** (Elizabeth), DB **Duce Chestnut** (Camden), WR **Trebor Pena** (Ocean Township), DB **John Sweetwood** (Essex Fells), DB **AJ Calabro** (Farmingdale), DL **Erik Slater** (Old Tappan), OL **Darius Tisdale** (South Brunswick), DL **Joe Rondi** (Wayne),
- Rutgers has 15 players from the state of New York, including freshman DL Caleb Patterson, who attended nearby Jamesville-DeWitt.
- Orange junior QB **Tommy DeVito** attended
- Orange freshman DB **Duce Chestnut** attended Don Bosco Prep (N.J.) with Rutgers' sophomore WR Christian Dremel, sophomore PK Guy Fava, freshman TE Victor Konopka, freshman RB Kyle Monangai and freshman DL Cam'Ron Stewart.
- Orange assistant coach **Nick Monroe** and Rutgers assistant Bob Fraser were on the same staff at Colgate in 2004-05.

### SERIES CAPSULE

**Series Record:** Syracuse leads, 30-12-1  
**at Syracuse:** Syracuse leads, 15-6-1  
**at the Dome:** Syracuse leads, 11-6  
**at Rutgers:** Syracuse leads, 9-6  
**Neutral:** Syracuse leads, 6-0  
**Last Syracuse Win:** 2010 (13-10)  
**Last Rutgers Win:** 2012 (23-15)  
**Largest SU Margin Victory:** 56 (70-14, 1998)  
**Largest Rutgers Margin Victory:** 31 (38-7, 2006)

### SERIES HIGHS

**Rushing:** SU, Walter Reyes 19-237 (2004)  
 RU, Jeremy Deering 29-166 (2010)  
**Passing:** SU, Marvin Graves 18-28-425 (1992)  
 RU, Ryan Hart 29-49-311 (2004)  
**Receiving:** SU, Marvin Harrison 7-155 (1993)  
 RU, Reggie Funderburk 9-159 (1994)

### LAST 10 MEETINGS

Year	Result	Score	Location
2003	A L	7-24	
2004	H W	41-31	
2005	H L	9-31	
2006	A L	7-38	
2007	H L	14-38	
2008	A L	17-35	
2009	H W	31-13	
2010	A W	13-10	
2011	H L (2OT)	16-19	
2012	A L	15-23	

### TALE OF THE TAPE

Syracuse	Rutgers
29 (67) ..... Scoring Offense .....	61.0 (2)
9 (19) ..... Scoring Defense .....	14 (35)
283 (16) ..... Rushing Offense .....	222 (36)
134 (68) ..... Rushing Defense .....	113 (58)
100 (120) ..... Passing Offense .....	145 (104)
212 (64) ..... Passing Defense .....	148 (29)
383 (65) ..... Total Offense .....	365 (74)
346 (60) ..... Total Defense .....	261 (27)
1,000 (3) ..... Red Zone Offense .....	0.875 (74)
21 (65) ..... First Downs .....	21 (65)
0 (0) ..... Sacks/Game .....	3 (29)
28:23 (80) ..... Time of Possession .....	34:48 (14)

### AGAINST THE BIG TEN

	Gms	W	L	T
Illinois	12	2	10	0
Indiana	7	3	4	0
Iowa	4	1	3	0
Nebraska	12	7	5	0
Maryland	37	19	16	2
Michigan	12	5	6	1
Michigan State	13	3	9	1
Minnesota	5	2	3	0
Northwestern	11	5	6	0
Ohio State	6	2	4	0
Penn State	71	23	43	5
Purdue	1	0	1	0
Rutgers <sup>1</sup>	43	30	12	1
Wisconsin	5	3	1	1
<b>Total</b>	<b>239</b>	<b>105</b>	<b>123</b>	<b>11</b>

### THE LAST TIME ...

**Syracuse played a Big Ten team:**  
 9/7/19 at Maryland (L, 20-63)  
**Syracuse beat a Big Ten team:**  
 12/27/13 vs. Minnesota (W, 21-17)  
**Syracuse beat a Big Ten team in a true road game:**  
 9/16/06 at Illinois (W, 31-21)

1 - Record includes 2004 win vacated by NCAA

### RUTGERS AT A GLANCE

#### 2021 SCHEDULE

Sept. 4	Temple	W, 61-14
<b>Sept. 11</b>	<b>at Syracuse</b>	<b>2 p.m.</b>
Sept. 18	Delaware	3:30 p.m.
Sept. 25	at Michigan	3:30 p.m.
Oct. 2	Ohio State	TBA
Oct. 9	Michigan State	12 p.m.
Oct. 16	at Northwestern	12 p.m.
Oct. 30	at Illinois	TBA
Nov. 6	Wisconsin	TBA
Nov. 13	at Indiana	TBA
Nov. 20	at Penn State	TBA
Nov. 27	Maryland	TBA

#### 2021 STATISTICAL LEADERS

Rushing	No.	Yds	Avg.	Lg	TD
N. Vedral	9	71	7.9	15	0
I. Pacheco	14	35	2.5	7	1

Passing	C-A-I	Pct.	Yds	TD
N. Vedral	15-27-0	55.5	138	1
J. Langan	1-2-0	50.0	7	0

Receiving	No.	Yds	Avg.	Lg	TD
B. Melton	6	59	9.8	40	1
A. Cruickshank	3	24	8.0	11	0

Defense	U-A	Total	Sacks	TFL
O. Fatukasi	6-3	9	3.0	4.0
C. Izien	3-2	5	0.0	1.0



#### RECORD: 1-0

Home: 1-0; Away: 0-0; Neutral: 0-0

- After postponing its season opener because of flooding from the remnants of Hurricane Ida, Rutgers opened the season on Saturday, Sept. 4 with a 61-14 win against Temple.
- The Scarlet Knights never trailed in the contest, scoring on a safety at the 11:54 mark of the first quarter. Rutgers went on to build a 26-0 lead.
- Temple scored on its first possession of the second half to cut the deficit to 26-14, but that was as close as the Owls could get.
- Linebacker Olakunle Fatukasi led the Scarlet Knights' defensive efforts against Temple. The 2020 Butkus Award semifinalist recorded nine tackles, including four tackles for loss and three sacks. Fatukasi is on the Watch List for the this year's Bednarik, Butkus and Nagurski Awards.
- Head coach Greg Schiano is in his second season of his second stint at the helm of the Rutgers program. Schiano guided the Scarlet Knights from 2001-11 before jumping to the NFL as the Tampa Bay Buccaneers head coach in 2012-13. He returned to college football as associate head coach/defensive coordinator at Ohio State from 2016-18.

## SYRACUSE STATISTICAL RANKINGS

### 2021 TEAM

Category (Value)	NCAA	ACC
3rd-Down Pct. (.667)	2	1
Opp. 3rd-Down Pct. (.417)	82	7
4th-Down Pct. (.000)	77	5
Opp. 4th-Down Pct. (.500)	64	8
Blocked Kicks (0)	0	0
Blocked Kicks Allowed (0)	1	1
Blocked Punts (0)	0	0
Blocked Punts Allowed (0)	1	1
Completion Pct. (.667)	44	5
Defensive TDs (0)	0	0
Fewest Penalties (4)	24	7
Fewest Penalties Per Game (4)	24	7
Fewest Penalty Yards (39)	37	8
Fewest Penalty Yards/Game (39)	39	8
1st Downs Defense (20)	63	9
1st Downs Offense (21)	65	6
Fumbles Lost (0)	1	1
Fumbles Recovered (0)	0	0
Kickoff Return Defense (16.6)	60	6
Kickoff Returns (18.40)	52	5
Net Punting (37.50)	78	7
Passes Had Intercepted (0)	1	1
Interceptions (1)	37	5
Passing Offense (100)	120	11
Passing Defense (212)	64	9
Yards Per Completion (8.33)	112	10
Punt Return Defense (0.00)	14	2
Punt Returns (32.0)	2	1
Red Zone Defense (1.000)	62	7
Red Zone Offense (1.000)	3	1
Rushing Defense (134)	68	7
Rushing Offense (283)	16	3
Sacks Allowed Per Game (1)	23	2
Scoring Defense (9.0)	19	5
Scoring Offense (29)	67	6
TFLs Allowed Per Game (2)	4	1
Passing Efficiency (113.33)	90	9
Passing Efficiency Defense (125.19)	65	8
Sacks Per Game (0)	0	0
TFLs Per Game (5.0)	71	9
Time of Possession (28:23)	80	6
Total Defense (346)	60	8
Total Offense (383.0)	65	6
Turnover Margin (1.00)	27	3
Turnovers Gained (1)	65	6
Turnovers Lost (0)	1	1
Winning Percentage (1.000)	1	1

### 2021 INDIVIDUAL (Top 25)

Category (Value)	NCAA	ACC
<b>Sean Tucker, RB</b>		
All Purpose (181.0)	13	3
Rushing Yards (181.0)	8	2
Rushing Yards per game (181.0)	6	2
<b>Trebor Pena, WR</b>		
Combined Kick Returns (83.0)	12	2
Kickoff Returns (25.5)	15	1
<b>Darian Chestnut, CB</b>		
Interceptions Per Game(1.0)	10	1
Passes Defended (2.0)	16	1
Total Interceptions (1)	11	1
<b>Andre Szmyt, K</b>		
Field Goal Percentage (1.000)	1	1
Field Goals per game (2.00)	14	1

## GAME NOTES: TEAM

### A WIN WOULD ...

- Improve **Dino Babers'** record to 26-36 as head coach of the Orange.
- Be Syracuse's eighth victory in its last-nine home openers.
- Mark the first 2-0 start for the Orange since 2019 when they posted a 10-3 record.
- Give Syracuse its 738th all-time victory (includes 11 wins from 2004-06 that were vacated by the NCAA). The Orange currently rank 22nd on the FBS ledger of winningest programs. Syracuse is one of 31 FBS schools to have accumulated 700+ wins.

### HOME-INATION

- Under **Dino Babers**, Syracuse is 16-14 at home. Home field success has been a staple at all three of his coaching stops, with Babers' teams combining to go 34-19 when defending their home field.
- The Orange were undefeated in the Loud House in 2018, going 6-0 in the building. The 2018 campaign was SU's fourth perfect home season since 1980; the three previous unbeaten campaigns (all 6-0) were in 1987, 1988 and 2001.

### BABERS RISING IN THE RANKS

- Head coach **Dino Babers** coached the 100th game of his career on Nov. 16, 2019 at Duke. In his eight-plus seasons as a sideline leader at Eastern Illinois, Bowling Green and Syracuse, Babers has worked 114 games and holds an overall record of 62-52 (.544).
- Saturday's game will be Babers' 62nd at Syracuse, seventh most games coached at SU (behind Ben Schwartzwalder - 247, Paul Pasqualoni - 167, Dick MacPherson - 116, Frank Maloney - 78, Frank O'Neill - 77, Ossie Solem - 63).

### WINNING THE TURNOVER BATTLE

- Syracuse did not commit a turnover in its win at Ohio. Last season, 'Cuse won the turnover battle in five games and were tied in two.
- The Orange recorded an interception in the fourth quarter to continue a trend from last season when they third nationally with 24 takeaways.

### HONORING FLOYD

- Syracuse will wear a special patch this season honoring the memory of Orange legend Floyd Little.
- The NFL and College Football Hall of Fame inductee passed away on Jan. 1, 2021.
- A three-time All-American for the Orange from 1964-66, Little rushed for 2,704 yards and scored 46 touchdowns. He was also a standout return man who led the nation in all-purpose yards (1,990) and punt return average (23.5) as a junior in 1965.
- In nine seasons (1967-75) with the Denver Broncos, he amassed more than 12,000 all-purpose yards and was a five-time Pro Bowl selection.

### INTERNATIONAL FLAVOUR

- The Orange roster features eight players born outside the United States, including four from Canada.
- Temple (8) is tied with Syracuse for the second-most foreign-born players on their FBS roster. UConn leads the way with 11.

### Syracuse Foreign-Born Players

Name, Pos.	Country
Damien Alford, WR	Canada
Matthew Bergeron, OL	Canada
Geoff Cantin-Arku, LB	Canada
Adrian Cole, DB	Puerto Rico
Kingsley Jonathan, DL	Nigeria
Ben Labrosse, DB	Canada
Maximilian Mang, TE	Germany
Mark Petry, OL	Germany

### A NEW STADIUM EXPERIENCE

- Next Saturday's game vs. Rutgers marks the first time fans have been back into the Dome for football since the University began work on creating a new stadium experience. It features a new fixed roof, a center-hung scoreboard, state-of-the-art sound and lighting systems, improved accessibility and added Wi-Fi capabilities are just a handful of features.
- The new crown truss atop the building consists of more than six million pounds of structural steel and the center-hung scoreboard is 7,022 square feet, making it the second-largest indoor center-hung system in the United States.

## GAME CAPTAINS

Opponent	Offense	Defense	Special Teams
Ohio .....	Sharod Johnson .....	Curtis Harper.....	Aaron Bolinsky
Rutgers .....			
Albany.....			
Liberty .....			
Florida State .....			
Wake Forest.....			
Clemson.....			
Virginia Tech .....			
Boston College.....			
Louisville.....			
NC State.....			
Pittsburgh .....			



GAME NOTES: OFFENSE

RECORD WATCH

- With six catches against Ohio in the season opener, junior **Taj Harris** climbed to fourth place on Syracuse's all-time receptions with 141 career catches.
- Ervin Phillips owns the Syracuse record for career catches with 223 from 2014-17. Steve Ishmael (2014-17) ranks second with 219, and Alec Lemon (2009-12) is third with 201.

OFFENSIVE EFFICIENCY

- Syracuse scored on five of its seven possessions in the victory against Ohio, excluding the two possessions that concluded with the end of both halves.
- Syracuse was 8-for-12 on third-down conversions. The .667 success rate on third down is the highest conversion rate for the Orange in head coach **Dino Babers** era in a single game.
- 'Cuse punted just two times against the Bobcats. That mark equals the least punts for SU under the direction of Babers.
- The Orange averaged 6.2 yards per play, including a 6.4 average per rush.
- Syracuse had two six-minute or more scoring drives. The Orange used 6:46 on their first possession of the second quarter on a 61-yard drive that ended with a **Andre Szymt** field goal.

I AM IRON MAN

- Redshirt-senior offensive lineman **Airon Servais** made his 49th straight start in Syracuse's season opener at Ohio. That number is tied for the most starts in over two decades.
- Servais has the most consecutive starts for the Orange since 2000 and most offensive line starts in that span as well. He has now tied Orange QB Donovan McNabb for the most total starts of players who ended their careers this century, with 49.

PROTECTING THE POCKET

- Syracuse has seven players on its roster that started a game at offensive line at the FBS level. **Airon Servais** (49), **Carlos Vettorello** (24), **Matthew Bergeron** (17), **Dakota Davis** (15), **Darius Tisdale** (11), **Chris Bleich** (9) and FB **Chris Elmore** had started eight games at offensive guard last season.
- The 128 total offensive line starts coming into the 2021 season ranks just outside the top-10 in total returning starts at the FBS level. Only 10 schools have 130+ starts returning on their roster.
- Syracuse's seven returners with at least one start at the FBS level on the offensive line ranks 15th nationally.
- The group allowed just one sack in the season opener at Ohio. In addition, its run blocking paved the way for 283 yards on the ground.

TUCKER ACROSS THE CENTURY MARK

- RB **Sean Tucker** has four 100-yard games in his early Syracuse career. He recorded a career-high 181 yards in the Orange's season-opening win at Ohio.
- He is now tied for 22nd in program history with four 100+ yard games in his career in just 10 games.
- Last season, he rushed for 112 yards and two touchdowns vs. Georgia Tech, 111 yards against Liberty and 101 vs. Notre Dame.
- Tucker is the third player in Syracuse history to post multiple 100-yard games as a true freshman. He joined SU all-time leading rusher Joe Morris (who did so five times as a freshman and 22 times in total) and Dee Brown (twice) in that regard last year.
- The Georgia Tech game last year was just the 11th time in program history that a true freshman recorded more than 100 yards on the ground and the first since Jordan Fredericks did so in 2015 vs. Rhode Island.
- Tucker was the first to do so as a freshman vs. an FBS opponent since Antwon Bailey ran for 126 yards against Notre Dame in 2008.

THREE QBS WITH FBS STARTS

- Syracuse has three quarterbacks on its roster that have made at least one start at the FBS level.
- QB **Tommy DeVito** has started 16 games for the Orange and **Garrett Shrader** started four games at Mississippi State in 2019.
- Freshman QB **JaCobian Morgan** made his first collegiate start vs. Boston College last season, making him the seventh true freshman to start a game at quarterback in Syracuse history. He also started vs. Louisville.
- Syracuse is one-of-15 FBS programs that has three or quarterbacks who have made at least one FBS start.

TARGETING TAJ

- WR **Taj Harris** is the latest receiver to benefit from head coach **Dino Babers'** offense.
- Harris ranked fifth in the ACC with 5.8 catches per game last season. His 73.3 yards per game was seventh in the league.
- He was Syracuse's most frequent target in the season opener at Ohio. He finished with six catches for 29 yards.
- 2020 was the fifth-straight season that an Orange wideout has finished in the top-five of the ACC in receiving yards per game and top-six of the receptions per game categories in the league.

QUICK FACTS

GENERAL INFORMATION

Location .....Syracuse, N.Y.  
Founded ..... 1870  
Enrollment.....14,479 (undergrad), 21,322 (total)  
Color .....Orange  
Chancellor & President..... Kent Syverud  
Director of Athletics .....John Wildhack

COACHING STAFF

Head Coach .....Dino Babers  
Alma Mater .....Hawaii '84  
Career Record..... 61-52 (9th year)  
Record at Syracuse ..... 24-36 (5th year)

Sterlin Gilbert .....Off. Coord./Quarterbacks  
Tony White ..... Defensive Coordinator  
Chris Achuff ..... Linebackers  
Reno Ferri .....Tight Ends  
Mike Lynch ..... Running Backs  
Nick Monroe.....Safeties/Nickelbacks  
Vinson Reynolds ..... Defensive Line  
Terrence Samuel.....Wide Receivers  
Mike Schmidt..... Offensive Line  
Chip West ..... Cornerbacks

PLAYER INFORMATION

Lettermen Returning/Lost.....44/13  
Offense .....22/5  
Defense.....21/7  
Specialists .....1/1

RETURNING STARTERS

**Offense (10):** OL Matthew Bergeron (So.), OL Dakota Davis (R-Jr.), QB Tommy DeVito (R-Jr.), FB/TE Chris Elmore (Sr.), WR Taj Harris (So.), WR Anthony Queeley (R-So.), RB Sean Tucker (Fr.), OL Airon Servais (R-Sr.), OL Darius Tisdale (R-Jr.), OL Carlos Vetorello (R-So.)

**Defense (10):** NT Josh Black (R-Sr.), LB Geoff Cantin-Arku (So.), DB Ja'Had Carter (Fr.), DB Aman Greenwood (Fr.), DB Rob Hanna (Fr.), DE Kingsley Jonathan (R-Sr.), LB Mikel Jones (So.), LB Stefon Thompson (Fr.), DB Garrett Williams (R-Fr.), DT McKinley Williams (R-Sr.),

**Specialists (2):** LS Aaron Bolinsky (Jr.), PK Andre Szymt (R-Jr.)

TEAM HISTORY

First Year of Football.....1889  
All-Time Record \* ..... 736-557-49  
ACC Record ..... 19-47  
Bowl Appearances.....26  
Bowl Record ..... 16-9-1  
\* - Includes 11 wins from 2004-06 vacated by NCAA

CHARTING THE OFFENSE

100-YARD RUSHING GAMES

Name	2021	Career
Sean Tucker	1	4
Cooper Lutz	0	1
Jarveon Howard	0	1

300-YARD PASSING GAMES

Name	2021	Career
Tommy DeVito	0	2

100-YARD RECEIVING GAMES

Name	2021	Career
Taj Harris	0	4

CONSECUTIVE GAMES PLAYED WITH A RECEPTION

Name	Streak	2021 Rec.	Career Rec.	Started
Taj Harris, WR *	13	6	141	11/23/19
Anthony Queeley, WR	12	3	40	9/12/20
Chris Elmore, FB	1	0	2	12/5/20
Sharod Johnson	1	2	14	9/4/21
Jarveon Howard	1	1	11	9/4/21

\* Streak remains active if a player misses a game.

## SYRACUSE'S RECORD

August .....	0-0.....	.000
September .....	1-0.....	1.000
October .....	0-0.....	.000
November.....	0-0.....	.000
Thursday games.....	0-0.....	.000
Friday games .....	0-0.....	.000
Saturday games .....	1-0.....	1.000
ACC home games .....	0-0.....	.000
ACC road games .....	0-0.....	.000
Non-conference home games .....	0-0.....	.000
Non-conference road games .....	1-0.....	1.000
Ranked home games .....	0-0.....	.000
Ranked road games .....	0-0.....	.000
Games decided 1-8 points.....	0-0.....	.000
Games decided 9-20 points.....	1-0.....	1.000
Games decided by 21+ points.....	0-0.....	.000
When scoring 0-10 points .....	0-0.....	.000
When scoring 11-19 points .....	0-0.....	.000
When scoring 20-29 points .....	1-0.....	1.000
When scoring 30-39 points .....	0-0.....	.000
When scoring 40+ points .....	0-0.....	.000
When allowing 0-10 points .....	1-0.....	1.000
When allowing 11-19 points .....	0-0.....	.000
When allowing 20-29 points .....	0-0.....	.000
When allowing 30-39 points .....	0-0.....	.000
When allowing 40+ points .....	0-0.....	.000
Day games (before 6 p.m.).....	0-0.....	.000
Night games (6 p.m. or later).....	1-0.....	1.000
Scoring first.....	1-0.....	1.000
Opponent scores first.....	0-0.....	.000
Leading after 1st quarter .....	1-0.....	1.000
Tied after 1st quarter .....	0-0.....	.000
Trailing after 1st quarter .....	0-0.....	.000
Leading at halftime .....	1-0.....	1.000
Tied at halftime .....	0-0.....	.000
Trailing at halftime .....	0-0.....	.000
Leading after 3rd quarter .....	1-0.....	1.000
Tied after 3rd quarter .....	0-0.....	.000
Trailing after 3rd quarter .....	0-0.....	.000
No turnovers .....	1-0.....	1.000
One turnover .....	0-0.....	.000
More than one turnover .....	0-0.....	.000
No takeaways .....	0-0.....	.000
One takeaway.....	1-0.....	1.000
More than one takeaway .....	0-0.....	.000
Time of possession > 30:00.....	1-0.....	1.000
Time of possession < 30:00.....	0-0.....	.000
With 100-yard rusher .....	1-0.....	1.000
With 100-yard receiver .....	0-0.....	.000
With 300-yard passer .....	0-0.....	.000

## GAME NOTES: OFFENSE

### RUN SEAN, RUN

- RB **Sean Tucker** only played in nine of the Orange's 11 games last season, but he posted one of the top freshman campaigns for a running back in program history.
- He had 626 yards on the ground, third-most by a Syracuse freshman.
- All-time leading rusher and Syracuse great Joe Morris leads the category with the only 1,000-yard season by an SU freshman, and averaged 91 yards per game, but Tucker (69.6) has the next-highest yards per game average among the group.

### Syracuse Freshman Rushing Leaders

Rk.	Player (Games)	Year	Yards
1.	Joe Morris (11)	1978	1,001
2.	Delone Carter (12)	2006	713
3.	<b>Sean Tucker (9)</b>	<b>2020</b>	<b>626</b>
4.	Jordan Fredricks (12)	2015	607
5.	Damien Rhodes (12)	2002	568

### ORANGE DIG THE LONG BALL

- A good portion of Syracuse's scoring since the start of 2019 has come by virtue of big plays in the passing game.
- In all, 38-percent (14-of-37) of Syracuse's passing touchdowns in the span were from 40+ yards out and nine covered more than 50 yards.
- Seven of the Orange's 15 touchdown passes last season have covered 40+ yards, including a long of 83-yards vs. Clemson.
- The average length of the Orange's receiving touchdowns since the start of 2019 is 35.7 yards.
- WR **Taj Harris** (94, 79, 69, 47, 46), TE **Luke Benson** (70, 53), WR **Trishton Jackson** (85, 59, 52, 46), and WR **Nykeim Johnson** (83, 60, 43) were the recipients of Syracuse's long-distance passing scores in the last-two seasons.
- Including rushing touchdowns, 27 of Syracuse's 66 (40.9 pct.) total offensive TDs since 2019 have been scored from outside the red zone.

### ELMORE DOES IT ALL

- TE/FB/OL **Chris Elmore**, who has played in 48 games the past four-plus seasons on offense, and started on the offensive line in eight games last season, also played on defense in 2019, but returns to fullback for 2021.
- Elmore also saw field time as a reserve nose tackle in seven games in 2019. It wasn't a new position for Elmore, who set the Illinois state record with 44 career sacks as a standout defensive lineman at Chicago's Phillips Academy.
- In his Syracuse career, he's started at offensive line, played 76 defensive snaps and scored three rushing touchdowns as a fullback.

### POINTS-A-PLENTY

- During the last three seasons, the Orange have seven 50+ points games, the fourth-most of any ACC team during that span.

### Most 50+ POINT GAMES SINCE 2017 (ACC)

Rk.	School	'17	'18	'19	'20	Total
1.	Clemson	2	4	7	2	15
2.	Wake Forest	3	4	1	2	10
3.	North Carolina	2	0	2	4	8
4.	<b>Syracuse</b>	<b>1</b>	<b>5</b>	<b>1</b>	<b>0</b>	<b>7</b>

## HOW FAST ARE THE ORANGE?

Opponent	Plays	TOP	Avg.
Ohio .....	62	28:23	27.5
Rutgers .....			
UAlbany .....			
Liberty .....			
Florida State .....			
Wake Forest.....			
Clemson.....			
Virginia Tech .....			
Boston College.....			
Louisville.....			
NC State.....			
Pittsburgh .....			
<b>Totals .....</b>			

### BENSON FOR SIX

- When sophomore TE **Luke Benson** makes a catch, often times it goes for a touchdown.
- The second-year player has 14 catches in his collegiate career and five of those receptions have gone for a score. It's not like he's just a goal line target either. Benson averages 17.4 yards per catch thus far in his career. Last season he scored on a 53-yard touchdown catch vs. Duke and a 3-yard touchdown catch vs. Wake Forest.

### QUEELEY COMING ON

- WR **Anthony Queeley** led the Orange in receptions in four of the last-seven games of 2020.
- He had a breakout day against Liberty, catching five passes for 77 yards and his first collegiate touchdown. His five catches and 77 yards were also career highs.
- He tied with teammates **Courtney Jackson** and **Cooper Lutz** against Wake Forest, with each hauling in four receptions.
- He was the only wideout with multiple receptions vs. Louisville and had a touchdown against Notre Dame.

### THE NEED FOR SPEED

- Since head coach **Dino Babers** arrived in 2016, Syracuse has run 4,685 plays in 61 games – an average of 76.8 plays per game.
- Being able to run tempo has traditionally helped the Orange. Syracuse ran 62 plays in 28:23 in its victory against Ohio. Last season, the Orange ran 65 plays in 25:52 of possession time in the team's win vs. Georgia Tech. 'Cuse also ran 70 plays against NC State, in what was their second-highest scoring output of the 2020 campaign.
- The Orange have ranked in the top five in the FBS in total plays in two of the past four seasons, including logging a school-record 1,063 plays in 2018.
- In 2019, SU averaged 75.6 plays per contest and tied for 45th nationally with 909 plays. However, among teams that only played 12 games, the Orange tied Ball State for fourth. Tulsa (947), Texas Tech (935) and UCLA (916) were the only teams not to make the postseason that ran more plays than Syracuse.
- In 2020, Syracuse ranked 60th with 656 plays.

## GAME NOTES: DEFENSE

### CHESTNUT GETS THE CALL

- Freshman DB **Duce Chestnut** joined rare company in his collegiate debut at Ohio.
- Chestnut became the first true freshman defensive back to start a season opener since Andre Cisco in 2018. Prior to Cisco, the last defensive back to start the season opener as a true freshman was Markus Paul in 1985.
- Chestnut finished the day with eight tackles, including five solo, 0.5 tackle for loss and one interception, which he returned for 23 yards.
- Syracuse has started a true freshman in four of head coach Dino Babers' six seasons on defense in the season opener (Kendall Coleman, 2016, Andre Cisco 2018, Stefon Thompson 2020, Chestnut, 2021).

### TAKEAWAY JONES

- LB **Mikel Jones** finished 2020 ranked in the top-12 nationally of all three takeaway statistics.
- He tied for eighth nationally with four interceptions, and was one-of-four linebackers nationally with four-or-more picks on the season. He also led the ACC in the category.
- Jones tied for the sixth in the FBS and second in the ACC with three forced fumbles.
- Jones also tied for 12th nationally in fumbles recovered (2), which was good for fourth in the ACC.
- He and Illinois linebacker Jake Hansen were the only two linebackers in the nation with multiple interceptions, forced fumbles, and fumble recoveries in 2020.

### TAKETH AWAY

- Syracuse had the third-most takeaways in the FBS last season, with 24.
- 'Cuse finished in the top-12 nationally in the statistic for the third-straight season after ending up third in 2018 (31), 12th in 2019 (25) and third in 2020 (24).
- Since the 2017 season finale against Boston College, the Orange have registered at least one takeaway in 35 out of 38 games, including the season opener at Ohio.
- In all, Syracuse has gained 81 turnovers (36 fumble recoveries, 45 INTs) during that time, an average of 2.1 per contest.
- From Nov. 25, 2017 versus Boston College to Oct. 18, 2019 against Pittsburgh, Syracuse gained at least one turnover in 21 consecutive games. The streak was the longest in FBS football.
- Twenty different players had an interception during the streak.

### TURNOVER TALE

- 'Cuse has won the takeaway battle in 24 of its last 38 games (six of the remaining 14 were even).
- Syracuse has ranked in the top-15 in turnover margin to conclude each of the last-three seasons, the only FBS program to do so.
- From 2018-20, Syracuse and Clemson are tied for the most takeaways with 81.

#### Turnovers Gained [Since start of 2018]

Rk.	Team	Takeaways
1.	Syracuse	81
	Clemson	81
3.	Alabama	80
4.	UCF	72
5.	Cincinnati	70

### DEFENSE NOT BREAKING

- Syracuse kept Ohio out of the end zone in the season opener, marking the first time the Orange have not allowed a touchdown in a game since defeating Duke, 49-6, in 2019.
- The Bobcats had three opportunities in the red zone and were able to come away with just a field goal each time.
- Last season, when Syracuse allowed its opponent to reach the red zone the defense managed to minimize the damage.
- 'Cuse ranked fourth in the ACC, allowing points on just 80 percent (40-of-50) of their opponents' trips to the red zone. SU yielded just seven passing touchdowns in 2020.

### YOUTH BECOMES EXPERIENCE

- Six Syracuse freshmen (four true, two redshirt) started in Syracuse's game vs. NC State last season, breaking the previous program record for most freshman to start on one side of the ball (5), which was set in the prior two games (vs. Boston College and at Louisville).
- In each of the last eight games of the year, Syracuse started four-or-more freshmen on defense. Prior to the 2020 season, four was the most freshmen starters on one side of the ball in program history.
- Against NC State LB **Marlowe Wax** made his first collegiate start alongside the group that had started the prior two games together (LB **Stefon Thompson** and DBs **Garrett Williams**, **Aman Greenwood**, **Ja'Had Carter** and **Rob Hanna**).
- Additionally, more than 71-percent of Syracuse's 2020 active roster was comprised of players in their first two years of eligibility, a mark that ranked fourth in the FBS. The 'active roster' was comprised of players who did not opt out. The list included injured players.

### 2020 FBS UNDERCLASSMEN

Rk.	School	Pct.
1.	Oregon	73.9
2.	Florida State	72.6
3.	East Carolina	72.2
4.	Syracuse	71.6
	Stanford	71.6

## FUTURE SCHEDULES

### 2022

Sept. 10 at UConn  
Sept. 17 vs. Purdue  
Sept. 24 vs. Wagner  
TBD vs. Notre Dame

**ACC Home Games:** Florida State, Louisville, NC State, Virginia. **ACC Away Games:** Boston College, Clemson, Pittsburgh, Wake Forest.

### 2023

Sept. 2 vs. Colgate  
Sept. 9 vs. Western Michigan  
Sept. 16 at Purdue  
Sept. 23 vs. Army West Point

**ACC Home Games:** Boston College, Clemson, Pittsburgh, Wake Forest. **ACC Away Games:** Florida State, Louisville, North Carolina, NC State.

### 2024

Aug. 31 vs. Ohio  
Sept. 21 at Army West Point

**ACC Home Games:** Florida State, Louisville, Miami, NC State. **ACC Away Games:** Boston College, Clemson, Pittsburgh, Wake Forest.

### 2025

Aug. 30 vs. Tennessee (in Atlanta, GA)  
Sept. 6 vs. UConn  
Sept. 27 vs. Army West Point  
TBD at Notre Dame

### 2026

Sept. 5 vs. New Hampshire  
Sept. 26 at Army West Point  
Oct. 3 vs. UConn  
TBD at Notre Dame

### 2027

Nov. 6 at UConn

## CHARTING THE DEFENSE

### 10+ TACKLES GAMES

Name	2021	Career
Mikel Jones.....	1.....	3
Ja'Had Carter .....	0.....	1
Rob Hanna .....	0.....	1
Geoff Cantin-Arku.....	0.....	1

### MULTIPLE SACK GAMES

Name	2021	Career
Josh Black .....	0.....	2
Geoff Cantin-Arku.....	0.....	1
Kingsley Jonathan .....	0.....	1
Marlowe Wax .....	0.....	1

## HONOR ROLL

<b>Taj Harris</b>	Biletnikoff Award Watch List
<b>Kingsley Jonathan</b>	Wuerffel Trophy Watch List Campbell Trophy Nominee
<b>Mikel Jones</b>	Butkus Award Watch List
<b>Sean Tucker</b>	Doak Walker Award Watch List

## ORANGE IN THE NFL

Name	Pos.	Team
Andre Cisco	S	Jacksonville Jaguars
Cody Conway (IR)	OL	Denver Broncos
Riley Dixon	P	New York Giants
Zaire Franklin	LB	Indianapolis Colts
Trishton Jackson (PS)	WR	Los Angeles Rams
Chandler Jones	OLB	Arizona Cardinals
Koda Martin (PS)	OL	Arizona Cardinals
Ifeatu Melifonwu	CB	Detroit Lions
Justin Pugh	OG	Arizona Cardinals
Alton Robinson	DE	Seattle Seahawks
Chris Slayton (PS)	DT	Atlanta Falcons
Trill Williams	DB	Miami Dolphins

## GAME NOTES: SPECIAL TEAMS

### POINT SZMYT

- PK **Andre Szmyt** recorded his 300th career kicking point in the victory at Ohio. He recorded nine points (2 FG, 3 PATs) against the Bobcats.
- With that performance he moved into second place in Syracuse's record book for kicking points. Nate Trout (1996-99) holds the record with 334.
- Szmyt also moved into second place on the Orange's all-time field goals made list. He now has 58 career field goals, which is one shy of the school record of 49 held by Cole Murphy (2014-17).
- Szmyt averaged 5.0 points per game last season. He ranked 29th nationally in field goal percentage (81.8).
- Szmyt has at least one made field goal in 30 out of his 37 career games and has booted multiple field goals on 23 occasions.

### NEXT IN LINE

- Freshman P **James Williams** made his debut in the season opener at Ohio. He punted twice and averaged 37.5 yards per punt. His first career punt was downed at the Ohio 4-yard line.
- Syracuse's last three starting punters have all gone on to NFL careers, and Syracuse will be seeking to add to that list with who is tabbed to handle punting duties in 2021.
- **Nolan Cooney** went on to sign a free agent deal with the New Orleans Saints this spring after his one season at the helm of the position.
- **Sterling Hofrichter** was the third Syracuse punter drafted (selected by the Atlanta Falcons in 2020) and second in the last-six years after current Giants' punter **Riley Dixon** was selected by the Broncos in the seventh round in 2016.
- Syracuse and Texas A&M are the only two schools to have multiple punters selected in the NFL Draft in the last 15 years.

### SZMYT AMONG FG LEADERS

- Junior PK **Andre Szmyt** ranks second among active players and first in the ACC in career field goals made with 58.
- Michigan State's Matt Coghlin leads all active players with 67 made field goals.
- Szmyt is currently in sole possession of second place in Syracuse history with 58 made field goals. He passed John Biskup (1989-92) against Ohio. Cole Murphy (2014-17) leads all Syracuse players with 59 career made field goals. Dave Jacobs (53) is next for Szmyt to pass in third place.

## 2021 SPECIAL TEAMS TACKLES

Name	Total	KO	Punt
Ben Labrosse	2	2	0
Ja'Had Carter	1	1	0
Cooper Lutz	2	2	0
Geoff Cantin-Arku	1	1	0
Justin Barron	1	1	0
Stefon Thompson	1	1	0

### FINDING THE END ZONE

- Syracuse has 40 special teams touchdowns since 1992, including two in 2018.
- The most recent was WR **Trebor Pena's** 98-yard kickoff return TD against NC State on Nov. 28, 2011. It marked Syracuse's first kickoff return for a touchdown since 2011.

### Special Teams TD Breakdown (Since 1992)

Punt Returns – 15  
Blocked Punt Returns – 12  
Kickoff Returns – 11  
Blocked Field Goal Returns – 1  
Fumbled Punt Returns – 1

## GAME-BY-GAME NOTABLES

Opponent	Time	Length	Att.	Half	Final	Coin Toss	Kickoff/Receive	1st SU Poss.	1st Opp. Poss.	Helmet	Jersey	Pants
Ohio	7 p.m.	2:56	23,904	12-6	29-9	Win	Kickoff	TD	Missed FG	White	White	White
Rutgers												
UAlbany												
Liberty												
Florida State												
Wake Forest												
Clemson												
Virginia Tech												
Boston College												
Louisville												
NC State												
Pittsburgh												



## GAME NOTES: MISCELLANEOUS

### EST. 1889

- The Syracuse program is one of the most storied in college football. The Orange are eighth among Division I teams, and No. 5 among FBS schools, in number of games played. Their 1,343 games played leads the ACC.
- The Orange's varsity football history dates back to Nov. 23, 1889 when Syracuse traveled to the University of Rochester for its inaugural contest.

### Division I Most Games Played

Rk.	Team	Games
1.	Penn .....	1,403
2.	Rutgers .....	1,371
3.	Navy.....	1,361
4.	Lehigh .....	1,354
5.	Yale .....	1,351
6.	Michigan.....	1,351
7.	Nebraska .....	1,346
8.	<b>Syracuse .....</b>	<b>1,343</b>
9.	Penn State .....	1,342
10.	Harvard.....	1,332

### NEW STAFF

- Two new position coaches made their Orange debut in the season opener at Ohio.
- Syracuse wideouts are coached by **Terrence Samuel**, who joined the Orange this year following one season at UNLV, which was preceded by an extended tenure at Michigan State.
- The offensive line is coached by **Mike Schmidt**, who comes to the Orange from his alma mater San Diego State.

## OVERTIME HISTORY

Since the NCAA instituted overtime in 1996, Syracuse owns a 11-8 (.579) overall record in extra-session games.

Date	Opponent	W/L	Score
8/30/97	NC State	L	31-32
11/13/99	at Rutgers	L	21-24
10/7/00	Pittsburgh	W	24-17 (2OT)
9/28/02	at Auburn	L	34-37 (3OT)
11/9/02	Virginia Tech	W	50-42 (3OT)
9/6/03	at North Carolina	W	49-47 (3OT)
11/6/04	Pittsburgh *	W	38-31 (2OT)
9/9/06	Iowa	L	13-20 (2OT)
9/30/06	Wyoming *	W	40-34 (2OT)
9/5/09	Minnesota	L	20-23
9/1/11	Wake Forest	W	36-29
9/24/11	Toledo	W	33-30
10/1/11	Rutgers	L	16-19 (2OT)
8/29/14	Villanova	W	27-26 (2OT)
9/19/15	Central Michigan	W	30-27
10/17/15	at Virginia	L	38-44 (3OT)
10/6/18	at Pittsburgh	L	37-44
10/20/18	North Carolina	W	40-37 (2OT)
11/30/19	Wake Forest	W	39-30 (OT)

\* - Win vacated by NCAA

## OUR HOUSE- THE LOUD HOUSE



• Built between April 1979 and September 1980, the Dome was the fifth-largest stadium of its kind in the U.S. at the time and the first in the Northeast. The building covers 7.7 acres and has 527,320 square feet of floor space. It is 570 feet long and 497 feet wide, and the top of the Dome is 165 feet above the playing surface.

• In May 2018, the University Board of Trustees authorized a \$118 million investment for new stadium improvements. Renovations began in March of 2020 with the installation of a new fixed roof. Additional upgrades include a center-hung scoreboard, state-of-the-art sound and lighting systems, improved accessibility and added Wi-Fi capabilities. Air conditioning, new accessible restrooms and new concessions space are elements that were made for this fall.

• The new roof features over 3,000 tons of steel fixed to the structure and the center-hung scoreboard is the second-largest center-hung indoor system in the United States.

### TOP 10 CROWDS (since 1980)

	Att.	Opponent	Year
1.	50,564	Miami (Ohio)	1980
2.	50,350	Navy	1980
3.	50,248	Clemson	2019
4.	50,243	Pittsburgh	1980
5.	50,037	Penn State	1981
6.	50,021	Penn State	1985
7.	50,011	Penn State	1987
8.	50,010	Penn State	1983
9.	49,892	Boston College	1987
10.	49,876	Penn State	1989

### QUICK FACTS

**First Game:** Sept. 20, 1980

**Result:** Syracuse 36, Miami (Ohio) 24

**Syracuse Record:** 145-90-2 (.616) \*

**Field Name:** Ernie Davis Legends Field

**Surface:** FieldTurf

**Capacity:** 49,057

\* - Record includes eight wins from 2004-06 vacated by NCAA

## ON THIS DATE - SEPT. 11

Syracuse is 2-3 overall in games played on Sept. 11.

Year	Opponent	Result
1976	Bowling Green	L, 7-22
1982	Temple	L, 18-23
1999	Central Michigan	W, 47-7
2004	at Buffalo	W, 37-17
2011	at Washington	L, 20-41

### 1999

Troy Nunes threw for three touchdowns against Central Michigan, leading the Orange to a 47-7 victory. Quinton Spotwood was on the receiving end of two of Nunes' TD tosses. It was Syracuse's second-straight win to start the season, which ended with a 20-13 victory against Kentucky in the Music City Bowl.

### 2004

Syracuse scored on the opening drive and never looked back in a 37-17 victory at Buffalo. Damien Rhodes rushed for 78 yards on nine carrier, including a 46-yard touchdown dash, while Walter Reyes rushed for 59 yards and moved into fourth place on Syracuse's all-time rushing list. The Orange claimed a share of the BIG EAST title that season when they earned an invitation to the Champs Sports Bowl.

# 2021 ACC STANDINGS

Atlantic Division	ACC Games					Overall					Nu	Streak
	W-L	For	Opp	Hm	Rd	W-L	For	Opp	Hm	Rd		
<b>Syracuse</b>	<b>0-0</b>	<b>0</b>	<b>0</b>	<b>0-0</b>	<b>0-0</b>	<b>1-0</b>	<b>29</b>	<b>9</b>	<b>0-0</b>	<b>0-1</b>	<b>0-0</b>	<b>Won 1</b>
Boston College	0-0	0	0	0-0	0-0	1-0	50	0	1-0	0-0	0-0	Won 1
NC State	0-0	0	0	0-0	0-0	1-0	45	0	1-0	0-0	0-0	Won 1
Wake Forest	0-0	0	0	0-0	0-0	1-0	42	10	1-0	0-0	0-0	Won 1
Clemson	0-0	0	0	0-0	0-0	0-1	3	10	0-0	0-0	0-1	Lost 2
Florida State	0-0	0	0	0-0	0-0	0-1	38	41	0-1	0-0	0-0	Lost 1
Louisville	0-0	0	0	0-0	0-0	0-0	0	0	0-0	0-0	0-0	Won 1

Coastal Division	ACC Games					Overall					Nu	Streak
	W-L	For	Opp	Hm	Rd	W-L	For	Opp	Hm	Rd		
<b>Virginia Tech</b>	<b>1-0</b>	<b>17</b>	<b>10</b>	<b>1-0</b>	<b>0-0</b>	<b>1-0</b>	<b>17</b>	<b>10</b>	<b>1-0</b>	<b>0-0</b>	<b>0-0</b>	<b>Won 2</b>
Pittsburgh	0-0	0	0	0-0	0-0	1-0	51	7	1-0	0-0	0-0	Won 2
Virginia	0-0	0	0	0-0	0-0	1-0	43	0	1-0	0-0	0-0	Won 2
Georgia Tech	0-0	0	0	0-0	0-0	0-1	21	22	0-1	0-0	0-0	Lost 3
Duke	0-0	0	0	0-0	0-0	0-1	28	31	0-0	0-1	0-0	Lost 5
Miami	0-0	0	0	0-0	0-0	0-1	13	44	0-0	0-0	0-1	Lost 3
North Carolina	0-1	10	17	0-0	0-1	0-1	10	17	0-0	0-1	0-0	Lost 2

WEEK 1 SCHEDULE			WEEK 2 SCHEDULE			WEEK 3 SCHEDULE		
Louisville vs. Ole Miss	8 p.m.		<b>Friday, Sept. 10</b> North Carolina A&T at Duke	8 p.m.		<b>Friday, Sept. 17</b> UCF at Louisville	7:30 p.m.	
<b>WEEK 1 RESULTS</b>			<b>Saturday, Sept. 11</b> Illinois at Virginia Pittsburgh at Tennessee Kennesaw State at Georgia Tech Norfolk State at Wake Forest Middle Tennessee at Virginia Tech <b>Rutgers at Syracuse</b> Boston College at UMass South Carolina State at Clemson Appalachian State at Miami NC State at Mississippi State Eastern Kentucky at Louisville Georgia State at North Carolina Jacksonville State at Florida State	11 a.m. 12 p.m. 12 p.m. 12 p.m. 2 p.m. <b>2 p.m.</b> 3:30 p.m. 5 p.m. 7 p.m. 7 p.m. 7 p.m. 7:30 p.m. 8 p.m.		<b>Saturday, Sept. 18</b> <b>Albany at Syracuse</b> Boston College at Temple Virginia Tech at West Virginia Michigan State at Miami Western Michigan at Pitt Georgia Tech at Clemson Florida State at Wake Forest Northwestern at Duke Virginia at North Carolina Furman at NC State	12 p.m. 12 p.m. 12 p.m. 12 p.m. 12 p.m. 3:30 p.m. 3:30 p.m. 4 p.m. 7:30 p.m. 7:30 p.m.	

## ASSOCIATED PRESS POLL (PRESEASON)

	Rec.	Pts.	Prev.
1. Alabama (47)	1-0	1548	-
2. Oklahoma (6)	1-0	1462	-
3. Clemson (6)	0-1	1447	-
4. Ohio State (1)	1-0	1393	-
5. Georgia (3)	1-0	1364	-
6. Texas A&M	1-0	1223	-
7. Iowa State	1-0	1160	-
8. Cincinnati	1-0	1014	-
9. Notre Dame	1-0	1009	-
10. North Carolina	0-1	999	-
11. Oregon	1-0	968	-
12. Wisconsin	0-1	743	-
13. Florida	1-0	728	-
14. Miami	0-1	663	-
15. USC	1-0	660	-
16. LSU	0-1	631	-
17. Indiana	0-1	549	-
18. Iowa	1-0	513	-
19. Penn State	1-0	456	-
20. Washington	0-1	449	-
21.. Texas	1-0	350	-
22. Coastal Carolina	1-0	232	-
23. Louisiana	0-1	208	-
24. Utah	1-0	176	-
25. Arizona State	1-0	125	-

### Opponents Receiving Votes:

Liberty 36, NC State 14, Boston College 5

## AMWAY COACHES POLL (PRESEASON)

	Rec.	Pts.	Prev.
1. Alabama (63)	1-0	1621	-
2. Clemson	0-1	1508	-
3. Oklahoma (2)	1-0	1481	-
4. Ohio State	1-0	1435	-
5. Georgia	1-0	1386	-
6. Texas A&M	1-0	1286	-
7. Notre Dame	1-0	1139	-
8. Iowa State	1-0	1131	-
9. North Carolina	0-1	999	-
10. Cincinnati	1-0	979	-
11. Florida	1-0	870	-
12. Oregon	1-0	842	-
13. LSU	0-1	664	-
14. USC	1-0	655	-
15. Wisconsin	0-1	654	-
16. Miami	0-1	575	-
17. Indiana	0-1	573	-
18. Iowa	1-0	554	-
19. Texas	1-0	427	-
20. Penn State	1-0	422	-
21. Washington	0-1	404	-
22. Oklahoma State	1-0	216	-
23. Louisiana	0-1	153	-
24. Coastal Carolina	1-0	150	-
25. Ole Miss	0-0	149	-

### Opponents Receiving Votes:

Liberty 68, NC State 27, Virginia Tech 9, Boston College 6

## SYRACUSE WEEK-BY-WEEK RANKING

	AP	CP	CFP
Preseason	NR	NR	-
Sept. 6			
Sept. 13			
Sept. 20			
Sept. 27			
Oct. 4			
Oct. 11			
Oct. 18			
Oct. 25			
Nov. 1			
Nov. 8			
Nov. 15			
Nov. 22			
Nov. 29			
Dec. 6			
Dec. 13			

# DINO BABERS

**Head Coach • Sixth Season • Career Record: 62-52 (.544)**



- Named the 30th head coach in Syracuse football history on Dec. 5, 2016.
- Voted the AFCA Region 1 Coach of the Year, Associated Press co-ACC Coach of the Year and ECAC Coach of the Year after guiding the Orange to their first bowl berth since 2013, their first national ranking since 2001, and the seventh 10-win season in the history of the program in 2018.
- In 2016, commanded a Syracuse offense that set or tied 44 school records, including the team season records for most passing yards (3,855) and most completions (332).
- Has coached six All-Americans at Syracuse (PR Brisly Estime, WR Amba Etta-Tawo, WR Steve Ishmael, S Andre Cisco, PK Andre Szmyt, P Sterling Hofrichter) and 20 All-ACC players.
- Mentored 17 All-MAC performers at Bowling Green, including 2015 MAC Vern Smith Leadership Award winner and former Syracuse quality control assistant Matt Johnson.
- Coached Eastern Illinois quarterback Jimmy Garoppolo, who was named the 2013 Walter Payton Award winner as the nation's top FCS player. Garoppolo was the second-round pick of the New England Patriots in 2014 and signed one the richest contracts in NFL history with the San Francisco 49ers in 2018.
- Babers has coached or recruited more than 60 NFL players, including four All-Pro (Lance Briggs, Matt Slater, Josh Gordon, Az-Zahir Hakim) and three Pro Bowlers (Briggs, Slater, Gordon).

## BABERS RECORD WHEN ...

	2021	Career
Scoring first.....	1-0	48-15
Opponent scores first.....	0-0	14-37
Leading at half.....	1-0	55-7
Tied at half.....	0-0	2-0
Trailing at half.....	0-0	5-45
Leading after three quarters.....	1-0	51-4
Tied after three quarters.....	0-0	4-2
Trailing after three quarters.....	0-0	7-46
In overtime.....	0-0	4-2
Less than 400 yds of total offense.....	1-0	7-32
400-499 yds of total offense.....	0-0	11-10
500+ yds of total offense.....	0-0	44-10
Allowing < 400 yds of total offense.....	1-0	37-10
Allowing 400-499 yds of total offense.....	0-0	12-16
Allowing 500+ yds of total offense.....	0-0	13-26
Rushing for less 100 yds.....	0-0	5-19
Rushing for 100-199 yds.....	0-0	31-28
Rushing for 200+ yds.....	1-0	26-5
Allowing less than 100 rushing yds.....	0-0	19-4
Allowing 100-199 rushing yds.....	1-0	31-21
Allowing 200+ rushing yds.....	0-0	12-27
Passing for less than 300 yds.....	1-0	27-36
Passing for 300-399 yds.....	0-0	14-10
Passing for 400+ yds.....	0-0	21-6
Allowing less than 300 passing yds.....	1-0	44-34
Allowing 300-399 passing yds.....	0-0	13-13
Allowing 400+ passing yds.....	0-0	5-5
Scoring less than 20 points.....	0-0	0-19
Scoring 20-29 points.....	1-0	8-20
Scoring 30-39 points.....	0-0	18-9
Scoring 40+ points.....	0-0	36-4
Allowing less than 20 points.....	1-0	27-2
Allowing 20-29 points.....	0-0	23-8
Allowing 30-39 points.....	0-0	7-12
Allowing 40+ points.....	0-0	5-30

	2021	Career
No turnovers.....	1-0	14-10
One turnover.....	0-0	20-12
More than one turnover.....	0-0	28-30
No takeaways.....	0-0	5-14
One takeaway.....	1-0	16-14
More than one takeaway.....	1-7	41-24
Time of Possession > 30:00.....	1-0	29-10
Time of Possession < 30:00.....	0-0	33-42
Tuesday.....	0-0	2-1
Wednesday.....	0-0	3-1
Thursday.....	0-0	2-1
Friday.....	0-0	7-7
Saturday.....	1-0	48-42
August.....	0-0	4-1
September.....	1-0	21-16
October.....	0-0	17-13
November.....	0-0	16-19
December.....	0-0	4-3
Home.....	0-0	34-19
Away.....	1-0	25-28
Neutral.....	0-0	3-4
Day games.....	0-0	41-36
Night games (6 p.m. or later).....	1-0	21-15
Televised games.....	1-0	49-52
ABC.....	0-0	0-4
ACC Network.....	0-0	3-7
ACC Network Extra.....	0-0	4-2
American Sports Network.....	0-0	0-1
Big Ten Network.....	0-0	2-0
CBS Sports Network.....	1-0	3-1
ESPN.....	0-0	5-6
ESPN2.....	0-0	7-8
ESPN3.....	0-0	13-5
ESPNU.....	0-0	2-1
ESPNNews.....	0-0	1-0
ESPN+.....	0-0	1-0
FOX College Sports.....	0-0	2-0
NBC.....	0-0	0-2
Raycom.....	0-0	2-6
RSN.....	0-0	4-5
SEC Network.....	0-0	0-1

## THE BABERS FILE

### PERSONAL DATA

**Experience:** 38th season/6th at Syracuse  
**Hometown:** San Diego, Calif.  
**Alma Mater:** Hawaii '84  
**Family:** wife, Susan; daughters, Breeannah, Tasha, Jazzmin and Paris

### PLAYING EXPERIENCE

**College:** Hawaii (1979-83)  
**Pro:** BC Lions (CFL, 1984 free-agent signee)

### COACHING LEDGER

Year	School	W-L-T	Pos.
1984	Hawaii	7-4	GA
1985	Arizona State	8-4	GA
1986	Arizona State	10-1-1	GA
1987	Eastern Illinois	5-6	RB
1988	UNLV	4-7	STC/RB
1989	UNLV	4-7	STC/RB
1990	Northern Arizona	5-6	STC/DB
1991	Purdue	4-7	WR
1992	Purdue	4-7	WR
1993	Purdue	1-10	WR
1994	San Diego State	4-7	WR
1995	Arizona	6-5	WR
1996	Arizona	5-6	WR
1997	Arizona	7-5	RB
1998	Arizona	12-1	OC/QB
1999	Arizona	6-6	OC/QB
2000	Arizona	5-6	OC/QB
2001	Texas A&M	8-4	OC/QB
2002	Texas A&M	6-6	OC/QB
2003	Pittsburgh	8-5	RB
2004	UCLA	6-6	WR
2005	UCLA	10-2	WR
2006	UCLA	7-6	RB
2007	UCLA	6-6	AHC/RB
2008	Baylor	4-8	WR
2009	Baylor	4-8	STC/WR
2010	Baylor	7-6	STC/WR
2011	Baylor	10-3	STC/WR

**Totals 28 seasons**  
**Assistant Coach 173-155-1 (.527)**

Year	School	W-L-T	Pos.
2012	Eastern Illinois	7-5	HC
2013	Eastern Illinois	12-2	HC
2014	Bowling Green	8-6	HC
2015	Bowling Green	10-3	HC
2016	Syracuse	4-8	HC
2017	Syracuse	4-8	HC
2018	Syracuse	10-3	HC
2019	Syracuse	5-7	HC
2020	Syracuse	1-10	HC
2021	Syracuse	1-0	HC

**Totals 10 seasons**  
**Head Coach 62-52 (.544)**

### AWARDS & HONORS

#### Eastern Illinois

- 2012 AFCA Region 3 Coach of the Year  
Ohio Valley Coach of the Year
- 2013 AFCA Region 3 Coach of the Year  
Ohio Valley Coach of the Year

#### Syracuse

- 2017 Dodd Trophy Coach of the Week  
(Oct. 13 vs. Clemson)
- 2018 AFCA Region 1 Coach of the Year  
Co-ACC Coach of the Year (AP)  
ECAC Coach of the Year



## BABERS ERA SUPERLATIVES

### Most Points in a Game

62 vs. Wagner, Sept. 8, 2018

### Most Points in a Half

45 vs. Wagner, Sept. 8, 2018

### Most Points in a Quarter

30 vs. Louisville (2nd), Nov. 9, 2018

### Largest Deficit Overcome in a Win

10 (0-10) at Wake Forest, Nov. 3, 2018

### Most Touchdowns Scored

9 at Pittsburgh, Nov. 26, 2016

### Most Rushing Touchdowns

5 at Western Michigan, Aug. 31, 2018

5 at Wake Forest, Nov. 3, 2018

5 vs. Louisville, Nov. 9, 2018

### Most Passing Touchdowns

5 at Pittsburgh, Nov. 26, 2016

5 vs. Wagner, Sept. 8, 2018

### Most Field Goals Made

4 vs. Colgate, Sept. 2, 2016

4 vs. Miami (Fla.), Oct. 21, 2017

4 vs. Louisville, Nov. 9, 2018

4 vs. Wake Forest, Nov. 30, 2019

### Most First Downs

38 at Pittsburgh, Nov. 26, 2016

### Most Yards of Total Offense

668 at Pittsburgh, Nov. 26, 2016

### Most Plays

106 at Pittsburgh, Nov. 26, 2016

### Highest Average Yards Per Play

8.2 vs. Connecticut, Sept. 22, 2018

### Most Rushing Yards

341 vs. Connecticut, Sept. 22, 2018

### Most Rushing Attempts

62, at Western Michigan, Aug. 31, 2018

### Highest Average Yards Per Rush

7.4 vs. Connecticut, Sept. 22, 2018

### Most Pass Completions

43 at Pittsburgh, Nov. 26, 2016

### Most Pass Attempts

67 vs. Wake Forest, Nov. 11, 2017

### Most Passing Yards

480 vs. NC State, Oct. 27, 2018

### Highest Completion Percentage

.870 (40-46) vs. Colgate, Sept. 2, 2016

### Most Turnovers

4 at Miami (Fla.), Oct. 21, 2017

4 at Louisville, Nov. 18, 2017

### Most Penalties

16 at Boston College, Oct. 22, 2016

### Fewest Penalties

2 at Florida State, Nov. 4, 2017

2 vs. Boston College, Nov. 25, 2017

### Most Penalty Yards

135 at Boston College, Oct. 22, 2016

### Fewest Penalty Yards

13 vs. Boston College, Nov. 25, 2017

### Most Punts

11 vs. Louisville, Sept. 9, 2016

### Fewest Punts

2, twice, last at Ohio, Sept. 4, 2021

### Most Punt Returns

5 vs. C. Connecticut State, Sept. 1, 2017

5 vs. Wagner, Sept. 8, 2018

### Most Punt Return Yards

128 vs. Notre Dame, Oct. 1, 2016

### Most Kickoff Returns

11 vs. Louisville, Sept. 9, 2016

11 at Pittsburgh, Nov. 26, 2016

### Most Kickoff Return Yards

242 at Clemson, Nov. 5, 2016

### Most Passes Intercepted

4 vs. Georgia Tech, Sept. 26, 2020

### Best Third-Down Conversion Percentage

66.7 (8-12) at Ohio, Sept. 4, 2021

### Most Time of Possession

37:48 vs. USF, Sept. 17, 2016

37:48 at Wake Forest, Nov. 3, 2018

### Most Tackles for Loss

14.0 at Liberty, Aug. 31, 2019

### Most Sacks

8.0 vs. Liberty, Aug. 31, 2019

## BABERS YEAR-BY-YEAR

### 2012 (7-5, 6-1 OVC) • Eastern Illinois

Date	Opponent	Score
Aug. 30	Southern Illinois	W, 49-28
Sept. 8	at Western Michigan	L, 21-52
Sept. 15	at Illinois State	L, 51-54 (2OT)
Sept. 22	Murray State	W, 50-49 (OT)
Sept. 29	Austin Peay	W, 65-15
Oct. 6	at Tennessee-Martin	L, 37-51
Oct. 13	Jacksonville State	W, 31-28
Oct. 27	at Eastern Kentucky	W, 24-7
Nov. 3	at Tennessee Tech	W, 31-24
Nov. 10	Southeast Missouri	W, 39-20
Nov. 17	at Central Arkansas	L, 30-48
Nov. 24	at South Dakota State *	L, 10-58

\* - FCS Playoffs

### 2013 (12-2, 8-0 OVC) • Eastern Illinois

Date	Opponent	Score
Aug. 31	at San Diego State	W, 40-19
Sept. 7	at Southern Illinois	W, 40-37 (2OT)
Sept. 14	Illinois State	W, 57-24
Sept. 21	at Northern Illinois	L, 39-43
Sept. 28	Eastern Kentucky	W, 42-7
Oct. 10	at Austin Peay	W, 63-7
Oct. 19	Southeast Missouri	W, 55-33
Oct. 26	at Tennessee State	W, 34-16
Nov. 2	Tennessee Tech	W, 56-21
Nov. 9	at Murray State	W, 37-17
Nov. 16	Jacksonville State	W, 52-14
Nov. 23	at Tennessee-Martin	W, 70-22
Dec. 7	Tennessee State *	W, 51-10
Dec. 13	Towson *	L, 39-49

\* - FCS Playoffs

### 2014 (8-6, 5-3 MAC) • Bowling Green

Date	Opponent	Score
Aug. 29	at Western Kentucky	L, 31-59
Sept. 6	VMI	W, 48-7
Sept. 13	Indiana	W, 45-42
Sept. 20	at Wisconsin	L, 17-68
Sept. 27	at Massachusetts	W, 47-42
Oct. 4	Buffalo	W, 36-35
Oct. 11	at Ohio	W, 31-13
Oct. 18	Western Michigan	L, 14-26
Nov. 4	at Akron	W, 27-10
Nov. 12	Kent State	W, 30-20
Nov. 19	at Toledo	L, 20-27
Nov. 28	Ball State	L, 24-41
Dec. 5	vs. Northern Illinois *	L, 17-51
Dec. 20	vs. South Alabama ^	W, 33-28

\* - MAC Championship Game (Detroit, Mich.)

^ - Camellia Bowl (Montgomery, Ala.)

### 2015 (10-3, 7-1 MAC) • Bowling Green

Date	Opponent	Score
Sept. 5	vs. Tennessee *	L, 30-59
Sept. 12	at Maryland	W, 48-27
Sept. 19	Memphis	L, 41-44
Sept. 26	at Purdue	W, 35-28
Oct. 3	at Buffalo	W, 28-22
Oct. 10	Massachusetts	W, 62-38
Oct. 17	Akron	W, 59-10
Oct. 24	at Kent State	W, 48-0
Nov. 4	Ohio	W, 62-24
Nov. 11	at Western Michigan	W, 41-27
Nov. 17	Toledo	L, 28-44
Nov. 24	at Ball State	W, 48-10
Dec. 4	vs. Northern Illinois ^	W, 34-14

\* - at L.P. Field (Nashville, Tenn.)

^ - MAC Championship Game (Detroit, Mich.)

**NOTE:** Babers was named Syracuse's head coach on Dec. 5, 2015. He did not coach Bowling Green in the 2015 GoDaddy Bowl.

### 2016 (4-8, 2-6 ACC) • Syracuse

Date	Opponent	Score
Sept. 2	Colgate	W, 33-7
Sept. 9	Louisville	L, 28-62
Sept. 17	USF	L, 20-45
Sept. 24	at Connecticut	W, 31-24
Oct. 1	vs. Notre Dame *	L, 33-50
Oct. 8	at Wake Forest	L, 9-28
Oct. 15	Virginia Tech	W, 31-17
Oct. 22	at Boston College	W, 28-20
Nov. 5	at Clemson	L, 0-54
Nov. 12	NC State	L, 20-35
Nov. 19	Florida State	L, 14-45
Nov. 26	at Pittsburgh	L, 61-76

\* - at MetLife Stadium (East Rutherford, N.J.)

### 2017 (4-8, 2-6 ACC) • Syracuse

Date	Opponent	Score
Sept. 1	Central Connecticut State	W, 50-7
Sept. 9	Middle Tennessee	L, 23-30
Sept. 16	Central Michigan	W, 41-17
Sept. 23	at LSU	L, 26-35
Sept. 30	at NC State	L, 25-33
Oct. 7	Pittsburgh	W, 27-24
Oct. 13	Clemson	W, 27-24
Oct. 21	at Miami (Fla.)	L, 19-27
Nov. 4	at Florida State	L, 24-27
Nov. 11	Wake Forest	L, 43-64
Nov. 18	at Louisville	L, 10-56
Nov. 25	Boston College	L, 14-42

### 2018 (10-3, 6-2 ACC) • Syracuse

Date	Opponent	Score
Aug. 31	at Western Michigan	W, 55-42
Sept. 8	Wagner	W, 62-10
Sept. 15	Florida State	W, 30-7
Sept. 22	Connecticut	W, 51-21
Sept. 29	at Clemson	L, 23-27
Oct. 6	at Pittsburgh	L, 37-44 (OT)
Oct. 20	North Carolina	W, 40-37 (2OT)
Oct. 27	NC State	W, 51-41
Nov. 3	at Wake Forest	W, 41-24
Nov. 9	Louisville	W, 54-23
Nov. 17	vs. Notre Dame *	L, 3-36
Nov. 24	at Boston College	W, 42-21
Dec. 28	vs. West Virginia ^	W, 34-18

\* - at Yankee Stadium (Bronx, N.Y.)

^ - Camping World Bowl (Orlando, Fla.)

### 2019 (5-7, 2-6 ACC) • Syracuse

Date	Opponent	Score
Aug. 31	at Liberty	W, 24-0
Sept. 7	at Maryland	L, 20-63
Sept. 14	Clemson	L, 6-41
Sept. 21	Western Michigan	W, 52-33
Sept. 28	Holy Cross	W, 41-3
Oct. 10	at NC State	L, 10-16
Oct. 18	Pittsburgh	L, 20-27
Oct. 26	at Florida State	L, 17-35
Nov. 2	Boston College	L, 27-58
Nov. 16	at Duke	W, 49-6
Nov. 23	at Louisville	L, 34-56
Nov. 30	Wake Forest	W, 39-30 (OT)

### 2020 (1-10, 1-9 ACC) • Syracuse

Date	Opponent	Time/Score
Sept. 12	at North Carolina	L, 6-31
Sept. 19	at Pittsburgh	L, 10-21
Sept. 26	Georgia Tech	W, 37-20
Oct. 10	Duke	L, 24-38
Oct. 17	Liberty	L, 21-38
Oct. 24	at Clemson	L, 21-47
Oct. 31	Wake Forest	L, 14-38
Nov. 7	Boston College	L, 13-16
Nov. 20	at Louisville	L, 0-30
Nov. 28	NC State	L, 29-36
Dec. 5	at Notre Dame	L, 21-45

### 2021 (1-0, 0-0 ACC) • Syracuse

Date	Opponent	Time/Score
Sept. 4	at Ohio	W, 29-9
Sept. 11	Rutgers	2 p.m.
Sept. 18	UAlbany	12 p.m.
Sept. 24	Liberty	8 p.m.
Oct. 2	at Florida State	TBA
Oct. 9	Wake Forest	TBA
Oct. 15	Clemson	7 p.m.
Oct. 23	at Virginia Tech	TBA
Oct. 30	Boston College	TBA
Nov. 13	at Louisville	TBA
Nov. 20	at NC State	TBA
Nov. 27	Pittsburgh	TBA




## ASSISTANT COACHES



### **STERLIN GILBERT** (Booth)

#### **Offensive Coordinator/Quarterbacks**

**Experience:** 19th season/2nd at Syracuse  
**Hometown:** San Angelo, Texas  
**Alma Mater:** Angelo State '02  
**Family:** wife, Teresa; stepson, James; stepdaughter, Sonia



### **TONY WHITE** (Field)

#### **Defensive Coordinator**

**Experience:** 16th season/2nd at Syracuse  
**Hometown:** El Paso, Texas  
**Alma Mater:** UCLA '02  
**Family:** wife, Angela; son Anthony III; daughter, Ava



### **CHRIS ACHUFF** (Field)

#### **Linebackers**

**Experience:** 23rd season/2nd at Syracuse  
**Hometown:** Bellefonte, Pa.  
**Alma Mater:** Bloomsburg '98  
**Family:** wife, Kim; daughter, Julia; sons, Carter and Tyler



### **RENO FERRI** (Field)

#### **Tight Ends**

**Experience:** 17th season/6th at Syracuse  
**Hometown:** Youngstown, Ohio  
**Alma Mater:** U.S. Military Academy '00  
**Family:** wife, Rebekah; daughters, Giana, Zola and Sofie; son, Reno III



### **MIKE LYNCH** (Booth)

#### **Running Backs**

**Experience:** 23rd season/6th at Syracuse  
**Hometown:** Roseville, Calif.  
**Alma Mater:** Montana '00  
**Family:** wife, Emily; daughter, Madison; son, Will



### **NICK MONROE** (Field)

#### **Safeties/Rovers**

**Experience:** 20th season/6th at Syracuse  
**Hometown:** Mahtomedi, Minn.  
**Alma Mater:** St. Cloud State, '01  
**Family:** wife, Nicole; son, Wyatt



### **VINSON REYNOLDS** (Field)

#### **Defensive Line**

**Experience:** 16th season/6th at Syracuse  
**Hometown:** Detroit, Mich.  
**Alma Mater:** Northern Illinois '04  
**Family:** wife, Cynthia; sons, Eric Coley, Josiah Reynolds and Jeremiah Reynolds



### **TERRENCE SAMUEL** (Field)

#### **Wide Receivers**

**Experience:** 22nd season/ 1st at Syracuse  
**Hometown:** Houston, Texas  
**Alma Mater:** Purdue '95; Nebraska-Omaha M '11  
**Family:** wife, Jaclyn; daughter, Brooklyn; son, Draven



### **MIKE SCHMIDT** (Field)

#### **Offensive Line**

**Experience:** 12th season/1st at Syracuse  
**Hometown:** San Diego, CA  
**Alma Mater:** San Diego State '09




### **CHIP WEST** (Booth)

#### **Cornerbacks**


**Experience:** 24th season/2nd at Syracuse  
**Hometown:** Hampton, Va.  
**Alma Mater:** Livingstone '93  
**Family:** wife, Patrice; sons David and Justin; daughters Zoe, Gwen and Jada

## FOOTBALL STAFF

### GRADUATE ASSISTANTS/QUALITY CONTROL/ANALYSTS



**Josh Bringuel**  
GA (D)



**Adrian Brunori**  
GA (O)



**Kendall Coleman**  
GA (O/ST)



**Jack Potenza**  
GA (D)



**David Gettis**  
QC (O)



**Bryan Shepherd**  
QC (D)



**Blair Cavanaugh**  
QC (ST)



**Travis Grenne**  
Analyst (O)



**Jeff Hammerschmidt**  
Analyst (ST)



**Kevin McGarry**  
Analyst (D)



**Lanear Sampson**  
Analyst (O)

### KEY SUPPORT STAFF



**Sean Edinger**  
S&C



**Roy Wittke**  
DPP



**Brad Wittke**  
DFO



**Tim Pike**  
AT

## DEPTH CHART

### OFFENSE

<b>QB</b>	13 Tommy DeVito (6-2, 215, R-Jr.)
	16 Garrett Shrader (6-4, 230, So.)
<b>RB</b>	34 Sean Tucker (5-10, 210, Fr.)
	24 Cooper Lutz (6-0, 210, R-So.)
<b>OR</b>	28 Jarveon Howard (5-11, 205, Jr.)
<b>TE</b>	87 Luke Benson (6-4, 240, So.)
	47 Maximilian Mang (6-7, 265, Fr.)
<b>WR</b>	19 Sharod Johnson (5-11, 185, R-Jr.)
	82 Damien Alford (6-6, 215, Fr.)
<b>WR</b>	3 Taj Harris (6-2, 180, Jr.)
	85 Courtney Jackson (5-11, 185, R-Fr.)
<b>OR</b>	29 Trebor Pena (6-0, 185, Fr.)
<b>WR</b>	14 Anthony Queeley (6-2, 205, R-So.)
	89 Orande Gadsden II (6-5, 210, Fr.)
<b>LT</b>	60 Matthew Bergeron (6-5, 315, So.)
	51 Anthony Red (6-5, 285, R-Fr.)
<b>LG</b>	67 Chris Bleich (6-6, 320, R-So.)
	76 Kalan Ellis (6-6, 365, Fr.)
<b>C</b>	52 Carlos Vettorello (6-4, 295, R-So.)
	55 Josh Ilaoa (6-3, 300, Fr.)
<b>RG</b>	56 Darius Tisdale (6-5, 300, R-Jr.)
	57 Dakota Davis (6-5, 325, R-Jr.)
<b>RT</b>	68 Airon Servais (6-6, 300, R-Sr.)
	74 Jakob Bradford (6-5, 295, So.)

### DEFENSE

<b>DE</b>	85 Josh Black (6-3, 290, R-Sr.)
	18 Cody Roscoe (6-1, 275, Sr.)
<b>DT</b>	52 Curtis Harper (6-2, 285, R-Jr.)
	0 McKinley Williams (6-4, 285, R-Sr.)
<b>DE</b>	9 Kingsley Jonathan (6-4, 260, Sr.)
	93 Caleb Okechukwu (6-4, 265, R-So.)
<b>LB</b>	7 Stefon Thompson (6-1, 235, Fr.)
	16 Leon Lowery (6-4, 225, Fr.)
<b>LB</b>	3 Mikel Jones (6-1, 220, So.)
	24 Anwar Sparrow (6-1, 225, Fr.)
<b>LB</b>	2 Marlowe Wax (6-0, 235, Fr.)
	31 Geoff Cantin-Arku (6-4, 230, So.)
<b>CB</b>	8 Garrett Williams (6-0, 190, R-Fr.)
	26 Aman Greenwood (5-10, 185, R-Fr.)
	15 Neil Nunn (6-0, 190, R-Fr.)
<b>BS</b>	11 Ja'Had Carter (6-2, 200, Fr.)
	34 Eric Coley (6-2, 200, R-Jr.)
<b>ROV</b>	19 Rob Hanna (6-0, 170, Fr.)
	23 Justin Barron (6-4, 215, Fr.)
<b>FS</b>	28 Ben LaBrosse (6-2, 200, Fr.)
	14 Jason Simmons (6-0, 195, So.)
<b>CB</b>	20 Duce Chestnut (6-0, 195, Fr.)
	10 Adrian Cole (5-11, 185, R-Fr.)

### SPECIAL TEAMS

<b>PK</b>	91 Andre Szmyt (6-1, 210, R-Jr.)
	98 James Williams (6-1, 215, Fr.)
<b>P</b>	98 James Williams (6-1, 215, Fr.)
	94 Colby Barker (6-1, 215, Fr.)
<b>LS</b>	50 Aaron Bolinsky (5-11, 220, Jr.)
	41 Joey Kelly (6-1, 200, R-Fr.)
<b>OR</b>	43 Mike Midkiff (6-3, 210, R-Fr.)
<b>Hold</b>	43 Mike Midkiff (6-3, 210, R-Fr.)
	94 Colby Barker (6-1, 215, Fr.)
<b>KR</b>	29 Trebor Pena (6-0, 185, Fr.)
	85 Courtney Jackson (5-11, 185, R-Fr.)
<b>OR</b>	24 Cooper Lutz (6-0, 210, R-So.)
<b>OR</b>	28 Jarveon Howard (5-11, 205, Jr.)
<b>PR</b>	29 Trebor Pena (6-0, 185, Fr.)
	85 Courtney Jackson (5-11, 185, R-Fr.)

## START CHART

	'17	'18	'19	'20	'21	Strk	Total
<b>Offense</b>							
Airon Servais, OL	12	13	12	11	1	49	49
Taj Harris, WR	-	7	12	10	1	6	30
Carlos Vettorello, OL	-	-	12	11	1	24	24
Chris Elmore, FB	-	3	5	9	-	-	17
Matthew Bergeron, OL	-	-	5	11	1	17	17
Tommy DeVito, QB	-	-	11	4	1	1-	16
Dakota Davis, OL	-	-	12	3	-	3	15
Darius Tisdale, OL	-	-	-	10	1	3	11
Anthony Queeley, WR	-	-	-	10	1	7	11
Luke Benson, TE	-	-	2	5	-	-	7
Sean Tucker, RB	-	-	-	7	1	5	8
Abdul Adams, RB *	4	-	-	-	-	-	4
JaCobian Morgan, QB	-	-	-	2	-	-	2
Sharod Johnson, WR	-	1	-	0	1	1	2
Cooper Lutz, RB	-	-	-	1	-	-	1
Chris Bleich, OL	-	-	-	-	1	1	1
Maximilian Mang, TE	-	-	-	0	1	1	1

\* - includes starts at Oklahoma

	'17	'18	'19	'20	'21	Strk	Total
<b>Defense</b>							
Josh Black, DL	-	4	12	11	1	25	28
McKinley Williams, DL	5	9	-	11	-	11	25
Mikel Jones, LB	-	-	4	11	1	14	16
Kingsley Jonathan, DL	-	2	-	11	1	12	14
Garrett Williams, DB	-	-	-	11	1	12	12
Geoff Cantin-Arku, LB	-	-	-	10	-	1	10
Ja'Had Carter, DB	-	-	-	10	1	11	11
Rob Hanna, DB	-	-	-	8	1	9	9
Aman Greenwood, DB	-	-	-	7	-	7	7
Stefon Thompson, LB	-	-	-	7	1	5	8
Eric Coley, DB	-	-	1	1	-	-	2
Steve Linton, LB	-	-	-	1	-	-	1
Marlowe Wax, LB	-	-	-	1	1	1	2
Jason Simmons, DB	-	-	-	-	1	1	1
Curtis Harper, DL	-	0	0	0	1	1	1
Darian Chestnut, DB	-	-	-	-	1	1	1

	'17	'18	'19	'20	'21	Strk	Total
<b>Specialists</b>							
Andre Szmyt, PK	-	13	12	11	1	37	37
Aaron Bolinsky, LS	-	7	12	11	1	24	31
James Williams, P	-	-	-	-	1	1	1

## NUMERICAL ROSTER

No.	Name	Pos.	Cl.	Ht.	Wt.	Hometown/High School/Previous School
0	McKinley Williams III	DL	R-Sr.	6-4	285	Miramar, Fla./Dillard
3	Mikel Jones	LB	So.	6-1	220	Miami, Fla./IMG Academy
3	Taj Harris	WR	Jr.	6-2	180	Beverly, N.J./Palmyra
5	Chris Elmore	FB	Sr.	6-0	265	Chicago, Ill./Phillips Academy
8	Garrett Williams	DB	R-Fr.	6-0	190	Harrisburg, N.C./Hickory Ridge
9	Kingsley Jonathan	DL	Sr.	6-4	260	Baltimore, Md./St Frances Academy
10	Adrian Cole	DB	R-Fr.	5-11	185	Plantation, Fla./Plantation
10	Justin Lamson	QB	Fr.	6-3	220	El Dorado Hills, Calif. / Oak Ridge
11	Ja'had Carter	DB	Fr.	6-2	200	Richmond, Va./Henrico
11	Dillon Markiewicz	QB	Fr.	6-5	230	McKinney, Texas/McKinney North
12	Latarie Kinsler	DL	Fr.	6-3	230	Pahokee, Fla./Pahokee
13	Tommy DeVito	QB	R-Jr.	6-2	215	Cedar Grove, N.J./Don Bosco Prep
14	Jason Simmons	DB	So.	6-0	195	Lancaster, Texas/Lancaster / NM State
14	Anthony Queeley	WR	R-So.	6-2	205	Orlando, Fla./Lake Nona
15	Neil Nunn	DB	R-Fr.	6-0	190	West Perrine, Fla./Miami Palmetto
15	JaCobian Morgan	QB	Fr.	6-4	225	Canton, Miss./Canton
16	Leon Lowery	DL	Fr.	6-4	225	Elizabeth, N.J. / North Brunswick
16	Garrett Shrader	QB	So.	6-4	230	Charlotte, N.C./Charlotte Christian School/Miss. State
17	Steve Linton	LB	R-Fr.	6-5	225	Dublin, Ga./Dublin
17	Umar Hatcher	WR	Fr.	6-3	170	Woodbridge, Va./Freedom
18	Luke MacPhail	QB	Fr.	6-4	230	Boston, Mass./Dexter Southfield
18	Cody Roscoe	DL	Sr.	6-1	275	Houston, Texas/Heights
19	Rob Hanna	DB	Fr.	6-0	170	Miami, Fla./Miami Palmetto
19	Sharod Johnson	WR	R-Jr.	5-11	185	Miami, Fla./Booker T. Washington
20	Ethan Fischler	WR	R-So.	6-0	180	Orinda, Calif./Miramonte
20	Darian Chestnut	DB	Fr.	6-0	195	Camden, N.J./Camden
21	Kendall Long	WR	Fr.	6-2	210	Lexington, S.C./River Bluff
22	Malcolm Folk	DB	Fr.	6-1	200	Pottsgrove, Pa./Episcopal Academy
22	Josh Hough	RB	Fr.	6-3	255	Beaver Falls, Pa./Beaver Falls
23	Justin Barron	DB	Fr.	6-4	215	Rocky Hill, Conn./Suffield Academy
23	Abdul Adams	RB	R-Sr.	5-11	210	Landover, Md./Hillside (N.C.)/Oklahoma
24	Anwar Sparrow	LB	Fr.	6-1	225	Virginia Beach, Va./Salem
24	Cooper Lutz	RB	R-So.	6-0	210	Reading, Pa./Berks Catholic
25	Devaughn Cooper	WR	R-Sr.	5-11	175	Los Angeles, Calif./Narbonne/UTEP
25	Malik Matthew	LB	Fr.	6-3	210	Bronx, N.Y./Cardinal Hayes
26	Aman Greenwood	DB	R-Fr.	5-10	185	Washington, D.C./St. John's College
27	Stefon Thompson	LB	Fr.	6-1	235	Charlotte, N.C./Vance
28	Jarveon Howard	RB	Jr.	5-11	205	Columbia, Miss./East Marion
28	Ben Labrosse	DB	Fr.	6-2	200	Greenfield Park, Quebec, Canada/Vanier College
29	John Sweetwood	DB	R-So.	6-0	175	Essex Fells, N.J./Montclair Kimberley Academy
29	Trebor Pena	WR	Fr.	6-0	185	Ocean Township, N.J./Ocean Township
30	Chase Simmons	DL	Fr.	6-4	255	Little River, S.C./North Myrtle Beach
31	Geoff Cantin-Arku	LB	So.	6-4	230	Lévis, Quebec, Canada/Cégep Garneau
32	Marlowe Wax	LB	Fr.	6-0	235	Baltimore, Md./Mount St. Joseph
33	Ryan Dolan	LB	Fr.	6-0	225	Novato, Calif./Marin Catholic
33	Mario Escobar	RB	Fr.	5-9	180	Melville, N.Y./St. Anthony's
34	Eric Coley	DB	R-Jr.	6-2	200	Manlius, N.Y./Fayetteville-Manlius
34	Sean Tucker	RB	Fr.	5-10	210	Owing Mills, Md./Calvert Hall
35	Chase Atkinson	DB	Fr.	5-11	190	Columbia, S.C./Blythewood
37	Cam Reirden	DB	Fr.	6-0	185	Belmont, Mass./Belmont Hill
37	David Obeng-Agyapong	RB	Fr.	5-11	185	Bronx, N.Y./John F. Kennedy
38	AJ Calabro	DB	R-So.	5-10	195	Farmingdale, N.J./Saint John Vianney
39	Clay Masters	DB	Fr.	5-11	175	West Linn, Ore./West Linn
40	Tommy Porter	DB	Fr.	5-11	190	La Canada, Calif./Flintridge Prep
41	Joey Kelly	LS	R-Fr.	6-1	200	Phoenix, Ariz./Brophy College Prep
42	Erik Slater	DE	R-Sr.	6-2	230	Old Tappan, N.J./Northern Valley Old Tappan/Lehigh
43	Mike Midkiff	LS	R-Fr.	6-3	210	Colorado Springs, Colo./Air Academy
45	Kevon Darton	DL	R-Fr.	5-11	295	Fitchburg, Mass./Worcester Academy
47	Maximilian Mang	TE	Fr.	6-7	265	Nuthetal, Germany/Leibniz-Gymnasium Potsdam
48	John O'Connor	LB	Fr.	6-1	210	Hingham, Mass./Hingham
48	Joe Pinjuh	RB	Fr.	5-9	205	Parma, Ohio
49	Austin Roon	LB	Fr.	6-3	215	Byron Center, Mich./Byron Center
50	Aaron Bolinsky	LS	Jr.	5-11	220	Frackville, Pa./North Schuylkill
51	Anthony Red	OL	R-Fr.	6-5	285	Bloomfield, Conn./St. Thomas More
52	Curtis Harper	DL	R-Jr.	6-2	285	McKeesport, Pa./McKeesport
52	Carlos Vettorello	OL	R-So.	6-4	295	Royal Oak, Mich./University of Detroit Jesuit
53	Garth Barclay	OL	Fr.	6-7	290	York, Pa./York Suburban

No.	Name	Pos.	Cl.	Ht.	Wt.	Hometown/High School/Previous School
54	Jatius Geer	DL	Fr.	6-6	255	Anderson, S.C./Belton-Honea Path
55	Josh Ilaoa	OL	Fr.	6-3	300	Charlotte, N.C./Mallard Creek
56	Patrick Alberga	DL	Fr.	6-3	250	Saranac Lake, N.Y./Saranac Lake
56	Darius Tisdale	OL	R-Jr.	6-5	300	South Brunswick, N.J./South Brunswick/Lackawanna CC
57	Dakota Davis	OL	R-Jr.	6-5	325	Mount Airy, Md./Glenelg
58	Ryan Kisselstein	OL	R-So.	6-6	325	Syracuse, N.Y./Corcoran
59	Ahmad Masood	OL	Fr.	6-3	250	Bloomfield, Mich./Cranbrook Kingswood
60	Matthew Bergeron	OL	So.	6-5	315	Victoriaville, Quebec, Canada/Cégep de Thetford
61	Joe Rondi	DL	R-Fr.	6-4	260	Wayne, N.J./Wayne Hills
67	Chris Bleich	OL	R-So.	6-6	320	Hanover Township, Pa./Wyoming Valley West/Florida
68	Airon Servais	OL	R-Sr.	6-6	300	Green Bay, Wis./Ashwaubenon
70	Wil Froumy	OL	R-So.	6-6	300	Exeter, N.H./Exeter
71	Enrique Cruz	OL	Fr.	6-6	295	Chicago, Ill./Willowbrook
72	Mark Petry	OL	So.	6-4	280	Hochheim am Main, Germany/ Graf-Stauffenberg-Gymnasium/Ellsworth CC
73	Wes Hoeh	OL	Fr.	6-4	275	Glen Ellyn, Ill./Glenbard West
74	Jakob Bradford	OL	So.	6-5	295	Brooklyn Park, Minn./Iowa Central CC
75	Austyn Kauh	OL	Fr.	6-5	280	Nanakuli, Hawaii/Kamehameha
76	Kalan Ellis	OL	Fr.	6-6	365	Waimanalo, Hawaii/St. Louis School
77	Tyler Magnuson	OL	Fr.	6-6	280	Plymouth, Minn./Wayzata
80	Isaiah Jones	WR	So.	6-4	205	Cocoa, Fla./Cocoa
81	Derek McDonald	DL	Fr.	6-4	230	Atlanta, Ga./Marist
82	Damien Alford	WR	Fr.	6-6	215	Montreal, Quebec, Canada/McArthur (Fla.)
83	Sam Warren	WR	R-Fr.	5-10	200	Tiburon, Calif./Redwood
84	Nate Wellington	WR	R-Fr.	5-10	190	Skaneateles, N.Y./Skaneateles
85	Josh Black	DL	R-Sr.	6-3	290	Loves Park, Ill./Harlem
85	Courtney Jackson	WR	R-Fr.	5-11	185	Monroeville, Pa./Gateway
86	Ja'Vontae Williams	WR	Fr.	6-1	210	Belle Glade, Fla./Glades Central
87	Luke Benson	TE	So.	6-4	240	Chalfont, Pa./Central Bucks West
88	Steven Mahar	TE	Fr.	6-5	230	Rochester, N.Y./Aquinas Institute
89	Oronde Gadsden II	WR	Fr.	6-5	210	Fort Lauderdale, Fla./American Heritage (Plantation)
90	Terry Lockett	DL	Fr.	6-3	265	Springfield, Mass./Springfield Central
91	Andre Szmyt	K	R-Jr.	6-1	210	Vernon Hills, Ill./Vernon Hills
93	Caleb Okechukwu	DL	R-So.	6-4	265	Washington, D.C./St. John's College
94	Colby Barker	P	R-Sr.	6-1	215	Pittsford, N.Y./Pittsford Mendon/Ohio State
96	Elijah Wright	DL	Fr.	6-3	260	Syracuse, N.Y./Solvay
98	James Williams	P	Fr.	6-1	215	Watkinsville, Ga./Athens Academy
99	Elijah Fuentes-Cundiff	DL	Fr.	6-4	275	Bronx, N.Y./Cardinal Hayes

## PRONUNCIATION GUIDE

### Players

Chris **Bleich**..... BLYSH  
 AJ **Calabro** ..... CUH-la-bro  
 Geoff Cantin-**Arku** .... ARE-coo  
 Ja'**Had** Carter..... JUH-hod  
 Kevon Darton ..... KAY-von  
 Wil **Froumy**..... FRO-me  
 Josh **Ilaoa**..... IL-oh-uh  
 Mikel Jones ..... Mih-KELL  
 Ryan Kisselstein..... KISSEL-stine  
 Josh **Kosciol** ..... COE-shul  
 Ben **Labrosse** ..... LUH-bross  
 Steven **Mahar** Jr..... muh-HAR  
 Caleb **Okechukwu** .... oh-kuh-CHEWK-woo  
 Trebor Pena ..... TREBBOR  
 ..... (rhymes with Trevor)  
 Mark **Petry** ..... PEH-tree  
 Joe **Rondi**..... RON-dee  
 Airon **Servais** ..... AARON SERVICE  
 Andre **Szmyt** ..... SCHMITT

### Coaches

Chris **Achuff** ..... A-cuff  
 Dino **Babers** ..... BAY-burrs  
 Reno **Ferri** ..... FUH-ree



## INDIVIDUAL NOTES • OFFENSE



### **#13 • QB • TOMMY DeVITO • 6-2 • 215 • R-JR**

- Made his first start since suffering a season-ending injury in the fourth game of the 2020 season in this year's season opener.
- In 25 games (16 starts) over three seasons, has completed 316-of-537 (.586) passes for 3,478 yards and 25 touchdowns with 10 interceptions, while rushing for 176 yards and four scores
- Tied Ryan Nassib (2010) and Donovan McNabb (1996) for the most touchdown passes by a sophomore in team history in 2019.
- In 2019, third in the ACC and No. 35 nationally with a .632 completion percentage (213-337)



### **#16 • QB • GARRETT SHRADER • 6-4 • 230 • SO**

- Made Syracuse debut on the road against Ohio. Tallied one completion for eight yards.
- Enrolled at Syracuse in January 2021 after transferring from Mississippi State.
- One of three FBS freshmen quarterbacks to account for 1,000 yards passing and 500 yards rushing in 2019 at Mississippi State.
- In 2019, finished No. 28 nationally and No. 3 in the SEC in yards per completion (13.3).



### **#34 • RB • SEAN TUCKER • 5-10 • 210 • FR**

- Set a career high in rushing yards in a single game with 181 against Ohio.
- Recorded third-most rushing yards (626) and second-most yards per game (70.0) by a Syracuse freshman running back in program history last year.
- 11th true freshman in program history to rush 100+ yards in a single game (112 vs. Georgia Tech, 111 vs. Liberty 101 and at Notre Dame) in 2020.
- Two-time ACC Running Back of the Week last season.
- Has four 100-yard games in ten career games and enters the 2021 season on the Doak Walker Award Watch List.



### **#14 • WR • ANTHONY QUEELEY • 6-2 • 205 • R-SO**

- Led or tied for the team lead in catches in four of the last-seven games of the 2020 season.
- Caught his first career touchdown vs. Liberty in 2020, when he also tallied a career-high 77 receiving yards.
- In 2019, played in nine games, primarily on special teams.
- Made the travel squad for every game as a true freshman in 2018.
- Two-time all-state selection for Lake Nona High School in Orlando, Florida.



### **#3 • WR • TAJ HARRIS • 6-2 • 180 • JR**

- Fourth in career receptions at Syracuse, with 141 catches. Passed Marvin Harrison, Shelby Hill and Scott Schwedes on the leader list with six catches at Ohio.
- Seventh in the ACC with 73.3 receiving yards per game in 2020. Led the team with five touchdown catches.
- Fifth in the ACC last season in receptions per game (5.8).
- Set SU freshman records for catches (40) and receiving yards (565) in 2018.



### **#87 • TE • LUKE BENSON • 6-4 • 240 • SO**

- 2019 PFF All-Freshman Third Team honoree.
- Two touchdown catches in 2020.
- Benson's 70-yard TD vs. Holy Cross in 2019 was the second-longest ever by an SU tight end (74, John Mackey vs. Colgate, 1961).
- Has 14 catches in his collegiate career and five of those receptions have gone for a score. He averages 17.4 yards per catch thus far in his career.



### **#19 • WR • SHAROD JOHNSON • 5-11 • 185 • R-JR**

- Played in 23 contests with two starts.
- Has 13 career receptions for 162 yards (12.5 avg.).
- Rated the No. 78 receiver in the class of 2017, according to ESPN.



### **#60 • LT • MATTHEW BERGERON • 6-5 • 315 • SO**

- Moved to LT from RT before the 2020 Duke game.
- 2019 PFF All-Freshman Second Team selection.
- Started the last five games of his rookie season (2019) and every game of 2020.
- In 2019 at Florida State, became the first true freshman to start for SU at tackle since Quinn Ojinnaka vs. Rutgers in 2002.



### **#67 • LG • CHRIS BLEICH • 6-6 • 320 • R-SO**

- Made Syracuse debut against Ohio in 2021 after two seasons at the University of Florida and sitting out 2020 due to the NCAA transfer rule.
- Played in nine games, starting eight at right guard for the Gators in 2019, helping UF to an 11-2 record and the No. 6 ranking in the final Associated Press Top 25 poll



### **#52 • C • CARLOS VETTORELLO • 6-4 • 295 • R-SO**

- Moved from tackle to center for the last three games of 2019 and SU's sacks allowed per game dropped from 4.9 to 1.7.
- Started 15-straight games at center and 24-straight games in total (every game of the last two-plus years).



### **#56 • RG • DARIUS TISDALE • 6-5 • 300 • R-JR**

- Started 11-of-12 games for the Orange.
- Spent two seasons at Lackawanna Community College before transferring to Syracuse in 2019.
- ESPN's No. 8 junior college offensive tackle in 2019.



### **#68 • RT • AIRON SERVAIS • 6-6 • 300 • R-SR**

- Has started at left tackle, right tackle and center in his SU career.
- Has started every game of his career (49), most in program history.
- 2019 offensive co-captain along with departed RB Moe Neal.
- SU averaged 242.3 yards rushing in the final three games of 2019 with Servais at LT, 88.3 yards more than its season average (154.0).

## KEY RESERVES/SPECIALISTS



### **#24 • RB • COOPER LUTZ • 6-0 • 210 • R-SO**

- Made his first collegiate appearance vs. Georgia Tech in 2020.
- Recorded a career-high 112 rushing yards at Notre Dame in the 2020 season finale.
- Averages 5.6 yards per carry.



### **#57 • OG • DAKOTA DAVIS • 6-5 • 325 • R-JR**

- Played in 29 games (15 starts) across three seasons.
- First player in school history to earn ACC Offensive Lineman of the Week (2019 vs. Duke).
- Had 50 knockdown blocks as starting right guard in 2019.



### **#85 • WR • COURTNEY JACKSON • 5-11 • 185 • R-FR**

- Played in all-11 games of 2020 after redshirting in 2019.
- 11 career catches for 72 yards.
- Rated the No. 5 prospect from the state of Pennsylvania in the 2019 recruiting class by ESPN.



### **#5 • FB • CHRIS ELMORE • 6-0 • 265 • SR**

- Started at LG for most of last season, his fourth different position since joining the Orange (TE, FB, DT).
- Career stats: Has rushed for 65 yards and 3 TDs, while making nine tackles on defense.
- Nickname is "Rhino."



### **#91 • PK • ANDRE SZMYT • 6-1 • 210 • R-JR**

- Ranks No. 2 in Syracuse's record book in career kicking points (300).
- Fourth in the FBS in field goals made per game (1.60) and seventh in career points per game (8.3).
- 41-for-43 (.953) in his career from inside 40 yards.
- 2018 Lou Groza Award winner.



## CAREER HIGHS • OFFENSE/SPECIALISTS

### **#3 TAJ HARRIS, WR**

Rushes: 1, three times, last at Notre Dame, 2020  
Rushing Yards: 15 at Duke, 2019  
Long Rush: 15 at Duke, 2019  
Receptions: 13 vs. NC State, 2020  
Receiving Yards: 146 vs. NC State, 2020  
Receiving TDs: 1, 10 times, last vs. NC State, 2020  
Long Reception: 94 (TD) vs. Pittsburgh, 2019  
Completions: 1 at Duke, 2019  
Pass Attempts: 1, three times, last at Duke, 2019  
Passing Yards: 4 at Duke, 2019  
Long Pass: 4 at Duke, 2019  
Tackles: 1, twice, last at Louisville, 2020

### **#5 CHRIS ELMORE, FB/TE**

Rushes: 8 vs. Middle Tennessee, 2017  
Rushing Yards: 28 vs. Middle Tennessee, 2017  
Rushing TDs: 1, three times, last at Wake Forest, 2018  
Long Rush: 12 vs. Middle Tennessee, 2017  
Receptions: 1 vs. West Virginia, 2018  
Receiving Yards: 6 vs. West Virginia, 2018  
Long Reception: 6 vs. West Virginia, 2018  
Kick Returns: 1, three times, last vs. Wake Forest 2019  
Kick Return Yards: 19 at Western Michigan, 2018  
Long Kick Return: 19 at Western Michigan, 2018

### **#13 TOMMY DeVITO, QB**

Completions: 29 at NC State, 2019  
Pass Attempts: 39, twice, last at NC State, 2019  
Passing Yards: 330 at Maryland, 2019  
Passing TDs: 4, twice, last vs. Holy Cross, 2019  
Long Pass: 85 (TD) vs. Boston College, 2019  
Comp. Pct. (min. 10 att.): 77.1 (27-35) vs. WMU, 2019  
Interceptions: 2, twice, last at Liberty, 2019  
Rushes: 16, twice, last vs. North Carolina, 2020  
Rushing Yards: 85 vs. Western Michigan, 2019  
Rushing TDs: 1, twice, last vs. Western Michigan, 2019  
Long Rush: 60 vs. Western Michigan, 2019  
Total Offense: 372 vs. Western Michigan, 2019

### **#14 ANTHONY QUEELEY, WR**

Rushes: 1 vs. Wake Forest, 2020  
Rushing Yards: -4 vs. Wake Forest, 2020  
Long Rush: -4 vs. Wake Forest, 2020  
Receptions: 5, twice, last at Clemson, 2020  
Receiving Yards: 77 vs. Liberty, 2020  
Receiving TDs: 1, twice, last at Notre Dame, 2020  
Long Reception: 32 vs. Liberty, 2020

### **#15 JACOBIAN MORGAN, QB**

Completions: 19 vs. Boston College, 2020  
Pass Attempts: 30 vs. Boston College, 2020  
Passing Yards: 188 vs. Boston College, 2020  
Passing TDs: 1, twice, last vs. Boston College, 2020  
Long Pass: 31, twice, last vs. Boston College, 2020  
Comp. Pct. (min. 10 att.): 63.3 (19-30) vs. BC, 2020  
Interceptions: 1, twice, last vs. at Louisville, 2020  
Rushes: 7 vs. Boston College, 2020  
Rushing Yards: -12 vs Boston College, 2020  
Long Rush: 14 vs. Boston College, 2020  
Total Offense: 176 vs. Boston College, 2020  
Tackles: 1 vs. Liberty, 2020

### **#16 GARRETT SHRADER, QB**

Completions: 17, twice, last vs. LSU, 2019 \*  
Pass Attempts: 30 at Texas A&M, 2019  
Passing Yards: 238 vs. LSU, 2019 \*  
Passing TDs: 3 at Texas A&M, 2019 \*  
Long Pass: 47 at Auburn, 2019 \*  
Comp. Pct. (min. 10 att.): 77.3 (17-22) vs. Kentucky, 2019 \*  
Interceptions: 2 vs. LSU, 2019 \*  
Rushes: 19 vs. LSU, 2019 \*  
Rushing Yards: 125 vs. Kentucky, 2019 \*  
Rushing TDs: 2 vs. Ole Miss, 2019 \*  
Long Rush: 49 vs. Kentucky, 2019 \*  
Total Offense: 305 vs. Kentucky, 2019 \*  
Receptions: 1 vs. Arkansas, 2020 \*  
Reception Yards: 8 vs. Arkansas, 2020 \*  
Long Reception: 8 vs. Arkansas, 2020 \*  
\* - at Mississippi State

### **#19 SHAROD JOHNSON, WR**

Receptions: 3 at Boston College, 2018  
Receiving Yards: 61 at Boston College, 2018  
Long Reception: 34 at Boston College, 2018  
Tackles: 1 at North Carolina, 2020

### **#23 ABDUL ADAMS, RB**

Rushes: 18 vs. ULM, 2016 \*  
Rushing Yards: 164 at Baylor, 2017 \*  
Rushing TDs: 2 vs. West Virginia, 2018  
Long Rush: 99 (TD) at Baylor, 2017 \*  
Receptions: 3, twice, last at Florida State, 2019  
Receiving Yards: 34 vs. UTEP, 2017 \*  
Receiving TDs: 1 vs. Tulane, 2017 \*  
Long Reception: 34 vs. UTEP, 2017 \*  
\* - at Oklahoma

### **#24 COOPER LUTZ, RB**

Rushes: 15 vs. Wake Forest, 2020  
Rushing Yards: 114 at Notre Dame, 2020  
Rushing TDs: 1 at Notre Dame, 2020  
Long Rush: 80 at Notre Dame, 2020  
Receptions: 4 vs. Wake Forest, 2020  
Receiving Yards: 35 vs. Boston College, 2020  
Long Reception: 18 vs. Boston College, 2020  
Tackles: 1, three times, last at Notre Dame, 2020

### **#25 DEVAUGHN COOPER, WR**

Receptions: 4, twice, last at Southern Miss., 2019 ^  
Receiving Yards: 97 at Washington State, 2018 \*  
Receiving TDs: 1 at Louisiana Tech, 2020 ^  
Long Reception: 53 vs. Southern Utah, 2018 \*  
\* - at Arizona State  
\* - at UTEP

### **#28 JARVEON HOWARD, RB**

Rushes: 15 vs. Louisville, 2018  
Rushing Yards: 115 at Duke, 2019  
Rushing TDs: 2, twice, last at Wake Forest, 2018  
Long Rush: 52 vs. UConn, 2018  
Receptions: 4 at Florida State, 2019  
Receiving Yards: 24 at Florida State, 2019  
Long Reception: 16, twice, last at Florida State, 2019

### **#29 TREBOR PENA, WR**

Receptions: 1 vs. Duke, 2020  
Receiving Yards: -1 vs. Duke, 2020  
Long Reception: -1 vs. Duke, 2020  
Kick Returns: 2 vs. NC State, 2020  
Kick Return Yards: 115 vs. NC State, 2020  
Long Kick Return: 98 (TD) vs. NC State, 2020  
Kick Return TDs: 1 vs. NC State, 2020

### **#34 SEAN TUCKER, RB**

Rushes: 25 at Ohio, 2021  
Rushing Yards: 181 at Ohio, 2021  
Rushing TDs: 2 vs. Georgia Tech, 2020  
Long Rush: 47 at Ohio, 2021  
Receptions: 2, twice, last vs. Duke, 2020  
Receiving Yards: 46 at Notre Dame, 2020  
Long Reception: 37 at Notre Dame, 2020

### **#80 ISAIAH JONES, WR**

Tackles: 1 vs. Wake Forest, 2020  
Fumble Recoveries: 1 vs. Liberty, 2020

### **#81 JUSTIN BARRON, WR**

Tackles: 3 at Notre Dame, 2020

### **#82 DAMIEN ALFORD, WR**

Receptions: 1 vs. Wake Forest, 2020  
Receiving Yards: 3 vs. Wake Forest, 2020  
Long Reception: 3 vs. Wake Forest, 2020

### **#85 COURTNEY JACKSON, WR**

Rush: 1 at Ohio, 2021  
Receptions: 4 vs. Wake Forest, 2020  
Receiving Yards: 24 vs. Wake Forest, 2020  
Long Reception: 15 vs. NC State, 2020

### **#87 LUKE BENSON, TE**

Receptions: 2, three times, last vs. NC State, 2020  
Receiving Yards: 70 vs. Holy Cross, 2019  
Receiving TDs: 1, four times, last vs. Wake Forest, 2020  
Long Reception: 70 (TD) vs. Holy Cross, 2019  
Tackles: 1, twice, last at Louisville, 2020

### **#88 STEVEN MAHAR, TE**

Tackles: 1 at Louisville, 2020

### **#91 ANDRE SZMYT, PK**

FG Made: 4, twice, last vs. Wake Forest, 2019  
FG Attempts: 4, three times, last vs. Wake Forest, 2019  
Long FG: 54 at Pittsburgh, 2018  
PATs Made: 8 vs. Wagner, 2018  
Most Points: 18 vs. Louisville, 2018

## INDIVIDUAL NOTES • DEFENSE



### **#85 • DE • JOSH BLACK • 6-3 • 290 • R-SR**

- Has 123 tackles, 18.0 tackles for loss and 7.5 sacks in 49 games in four-plus seasons. He tallied his first career interception against Georgia Tech in 2020.
- Third among SU defensive linemen in 2019 with 39 tackles and tied for fourth on the Orange in sacks (4).
- Had four tackles at Liberty in 2019, including a personal-best two sacks, and recovered a fumble to earn ACC Defensive Lineman of the Week honors.
- Squats over 700-pounds.
- Retweeted by Dwayne "The Rock" Johnson after posting a video of himself running up a wall and doing a backflip.



### **#0 • DT • MCKINLEY WILLIAMS • 6-4 • 285 • R-SR**

- First player in team history to wear "0" after the NCAA made it an eligible number for the first time starting in 2020.
- Tied career high with five tackles against Boston College in 2020.
- In 50 games (25 starts) in four seasons, has 99 tackles (61 solo), including 18.0 for a loss and 2.5 sacks.
- Nickname is "Bear." One of the most physically-gifted players on the team (can do a back handspring).



### **#9 • DE • KINGSLEY JONATHAN • 6-4 • 260 • SR**

- Born in Lagos, Nigeria.
- Has tallied 81 tackles (50 solo), 16.0 tackles for loss, 10.5 sacks, three forced fumbles and two fumble recoveries in 45 career games.
- Earned CoSIDA Academic All-America First Team honors in 2020.
- Was One of five student-athletes on the ACC Search Advisory Committee responsible for providing guidance and collecting information and feedback from member schools as part of the search process to select Commissioner James Phillips.



### **#3 • LB • MIKEL JONES • 6-1 • 220 • SO**

- Honorable Mention All-ACC in 2020 and is on the Butkus Award Watch List in 2021.
- After leading all Syracuse players with 69 tackles last season, Jones started 2021 with a 10-tackle showing on the road against Ohio.
- Tied for the top spot in the ACC with four interceptions and was involved in eight different takeaways, which was the most of any defensive player nationally in 2020.
- 2019 *Pro Football Focus* All-Freshman Third Team selection.



### **#2 • LB • MARLOWE WAX • 6-0 • 235 • FR**

- Played in all-11 games as a true freshman in 2020.
- Started the 2021 season off with 4 tackles and 0.5 tackles for a loss against Ohio.
- Made 33 tackles, 5.5 tackles for loss and had three sacks in 2020.
- One of his sacks resulted in a safety as he brought down NC State's Bailey Hockman resulting in a fumble out of the back of the end zone.



### **#7 • LB • STEFON THOMPSON • 6-1 • 235 • FR**

- Tied his career high with seven tackles at Louisville last season.
- Recorded a career-best 4.0 TFLs at Louisville in 2020, which was the most by a Syracuse true freshman even in one game.
- Tallied 40 tackles (26 solo), including 7.5 tackles for loss, and a forced fumble, in 11 career games for the Orange.
- Was first true freshman LB to start a season opener for the Orange since Donovan Darius in 2011.



### **#8 • CB • GARRETT WILLIAMS • 6-0 • 190 • R-FR**

- Named a Freshman All-American by The Athletic in 2020.
- Led the ACC in passes defended and tied for league lead in pass breakups (10) last season.
- Recorded his first career interception at Clemson in 2020, where he picked off Trevor Lawrence and returned it for the first career pick-six surrendered by Lawrence.



### **#11 • DB • JA'HAD CARTER • 6-2 • 200 • FR**

- Named a Freshman All-American by Rivals last season.
- Recorded season-high 13 (11 solo) versus NC State in 2020.
- In 12 career games, has 72 tackles, including 3.0 tackles for a loss, an interception, a forced fumble and a fumble recovery.
- No. 11 prospect out of Virginia and No. 45 athlete in the class of 2019 according to Rivals.com.



### **#19 • ROV • ROB HANNA • 6-0 • 170 • FR**

- Made first collegiate start vs. Georgia Tech in 2020 after Andre Cisco's pregame injury and secured his first career interception.
- In 10 career games, recorded 59 tackles (45 solo), including 2.0 tackles for loss and a fumble recovery.
- Set new career-high with 12 tackles versus Duke in 2020.



### **#28 • DB • BEN LABROSSE • 6-2 • 200 • FR**

- No. 2 prospect in Quebec and the No. 62 safety in the Class of 2020, according to 247Sports.com.
- Appeared in nine games in 2020, primarily on special teams.
- Made 11 tackles, nine solo and 1.0 TFLs in his first season with the Orange in 2020.



### **#20 • CB • DUCE CHESTNUT • 6-0 • 195 • FR**

- Tallied eight total tackles and an interception in his Syracuse debut and first start against Ohio.
- Rated four stars by Rivals and ranked as one of the top-25 cornerbacks in the class of 2021.
- Two-Time *USA Today* Network All-New Jersey selection, including first-team honors in 2020

## KEY RESERVES/SPECIALISTS



### **#18 • DE • CODY ROSCOE • 6-1 • 275 • SR**

- Transferred to Syracuse from McNeese State before the 2020 season.
- Recorded a fumble recovery vs. Duke last season.
- Had a sack, 2.0 TFLs and a forced fumble vs. Georgia Tech in 2020.
- Set the McNeese State single-game record with six pass breakups in 2019 vs. Houston Baptist.



### **#52 • DT • CURTIS HARPER • 6-2 • 285 • R-JR**

- Made first career start in season opener at Ohio.
- Played in all-11 games in 2020 along the defensive line rotation.
- Made 14 tackles and had 1.5 TFL last season
- In 24 games over the last three seasons, has 31 tackles (17 solo), 3.5 tackles for loss and two sacks.



### **#26 • FS • AMAN GREENWOOD • 5-10 • 185 • R-FR**

- Started seven games at safety.
- Career-high four tackles and one PBU vs. Liberty in 2020.
- Nicknamed 'Smurph.'
- Ranked as the #8 recruit from Washington, D.C. out of high school.



### **#31 • LB • GEOFF CANTIN-ARKU • 6-4 • 230 • SO**

- Set new career highs in TFLs (2.0) and sacks (2.0) at Louisville last season.
- Recorded career-best 10 tackles versus Duke in 2020.
- Fourth on Syracuse with 63 tackles a year ago.
- Rated the No. 3 overall Canadian prospect in the Class of 2019 by ESPN.



### **#14 • FS • JASON SIMMONS • 6-0 • 195 • SO**

- Joined the Orange after transferring from New Mexico State prior to the 2021 season.
- Made his first Syracuse start in the season opener at Ohio.
- Played in 11 games with eight starts in 2019.
- Finished that year with 62 tackles (42 solo).

## CAREER HIGHS • DEFENSE/SPECIALISTS

### **#0 MCKINLEY WILLIAMS, DL**

**Tackles:** 5, twice, last vs. Boston College, 2020  
**TFL:** 2.0, twice, last at Clemson, 2020  
**Sacks:** 1.0, twice, last at Clemson, 2020  
**Fumble Recoveries:** 1 at Wake Forest, 2018

### **#2 MARLOWE WAX, LB**

**Tackles:** 5 vs. Duke, 2020  
**TFL:** 2.5 vs. NC State, 2020  
**Sacks:** 2.0 vs. NC State, 2020  
**Forced Fumbles:** 1 vs. NC State, 2020  
**Fumble Recoveries:** 1 at Notre Dame, 2020

### **#3 MIKEL JONES, LB**

**Tackles:** 13 vs. Duke, 2020  
**TFL:** 1.0, four times, last at Ohio, 2021  
**Sacks:** 1.0 at Louisville, 2020  
**Forced Fumbles:** 1, three times, last at Louisville, 2020  
**Fumble Recoveries:** 1, twice, last vs. Liberty, 2020  
**Interceptions:** 1, four times, last vs. NC State, 2020  
**Pass Breakups:** 1, twice, last vs. Duke, 2019

### **#7 STEFON THOMPSON, LB**

**Tackles:** 7, twice, last at Louisville, 2020  
**TFL:** 4.0 at Louisville, 2020  
**Sacks:** 1.0, three times, last vs. NC State, 2020  
**Forced Fumbles:** 1 at Pittsburgh, 2020

### **#8 GARRETT WILLIAMS, DB**

**Tackles:** 9, twice last vs. Wake Forest, 2020  
**TFL:** 1.0, four times, last at Ohio, 2021  
**Sacks:** 1.0 vs. Wake Forest, 2020  
**Interceptions:** 1, twice, last at Louisville, 2020  
**Pass Breakups:** 3 at Notre Dame, 2020

### **#9 KINGSLEY JONATHAN, DL**

**Tackles:** 6, twice, last vs. Wake Forest, 2020  
**TFL:** 1.5, twice, last at Liberty, 2019  
**Sacks:** 1.5 vs. Louisville, 2018  
**Forced Fumbles:** 1, three times, last vs. Duke, 2020  
**Fumble Recoveries:** 1, twice, last vs. Liberty, 2019  
**Pass Breakups:** 1, three times, last at Clemson, 2020

### **#10 ADRIAN COLE, DB**

**Tackles:** 5 at Louisville, 2020

### **#11 JA'HAD CARTER, DB**

**Tackles:** 13 vs. NC State, 2020  
**TFL:** 2.0 vs. NC State, 2020  
**Interceptions:** 1, twice, last at Notre Dame, 2020  
**Pass Breakups:** 1, three times, last at Louisville, 2020  
**Fumble Recoveries:** 1 at Louisville, 2020  
**Forced Fumbles:** 1 vs. NC State, 2020

### **#14 JASON SIMMONS, DB**

**Tackles:** 12 vs. Fresno State, 2019 \*  
**TFL:** 3 at Central Michigan, 2019 \*  
**Forced Fumbles:** at Central Michigan, 2019 \*  
**Fumble Recoveries:** 1 at Georgia Southern, 2019 \*  
**Pass Breakups:** 3, three times, last at Liberty, 2019 \*  
\* - at New Mexico State

### **#15 NEIL NUNN, DB**

**Tackles:** 2 at North Carolina, 2020

### **#16 LEON LOWERY, LB**

**Tackles:** 3 vs. Duke, 2020  
**TFL:** 0.5 vs. NC State, 2020

### **#17 STEVE LINTON, LB**

**Tackles:** 4, twice, last vs. Duke, 2020  
**TFL:** 0.5 at North Carolina, 2020  
**Fumble Recoveries:** 1 vs. Georgia Tech, 2020

### **#18 CODY ROSCOE, DL**

**Tackles:** 7 at Northwestern State, 2018 \*  
**TFL:** 3.0 at Lamar, 2017 \*  
**Sacks:** 2.5, twice, last at Central Arkansas, 2019 \*  
**Forced Fumbles:** 1, five times, last vs. Georgia Tech, 2020  
**Fumble Recoveries:** 1 vs. Duke, 2020  
**Interceptions:** 1 at Stephen F. Austin, 2017 \*  
**Pass Breakups:** 6 vs. Houston Baptist, 2019 \*  
\* - at McNeese State

### **#19 ROB HANNA, DB**

**Tackles:** 12 vs. Duke, 2020  
**TFL:** 1, twice, last at Notre Dame, 2020  
**Fumble Recoveries:** 1 vs. Duke, 2020  
**Interceptions:** 1 vs. Georgia Tech, 2020

### **#20 DUCE CHESTNUT, CB**

**Tackles:** 8 at Ohio, 2021  
**TFL:** .5 at Ohio, 2021  
**Pass Breakups:** 1 at Ohio, 2021  
**Interceptions:** 1 at Ohio, 2021

### **#26 AMAN GREENWOOD, DB**

**Tackles:** 4 vs. Liberty, 2020  
**Pass Breakups:** 1, four times, last vs. NC State, 2020

### **#28 BEN LABROSSE, LB**

**Tackles:** 3, twice, last at Ohio, 2021  
**TFL:** 1 at Louisville, 2020

### **#31 GEOFF CANTIN-ARKU, LB**

**Tackles:** 10 vs. Duke, 2020  
**TFL:** 2.0, twice, last at Louisville, 2020  
**Sacks:** 2.0, twice, last at Notre Dame, 2020  
**Forced Fumbles:** 1, twice, last vs. NC State, 2020  
**Fumble Recoveries:** 1 vs. Duke, 2020  
**Pass Breakups:** 1 at Clemson, 2020

### **#34 ERIC COLEY, DB**

**Tackles:** 7 at Florida State, 2019  
**TFL:** 1.0 at Florida State, 2019  
**Interceptions:** 1 vs. Western Michigan, 2019  
**Pass Breakups:** 1, twice, last vs. Western Michigan, 2019

### **#45 KEVIN DARTON, DL**

**Tackles:** 2, twice, last at Louisville, 2020

### **#50 AARON BOLINSKY, LS**

**Tackles:** 2 at Wake Forest, 2018  
**Forced Fumbles:** 1 vs. Holy Cross, 2019  
**Fumble Recoveries:** 1 at North Carolina, 2020

### **#52 CURTIS HARPER, DL**

**Tackles:** 4 vs. Boston College, 2019  
**TFL:** 1.0, twice, last vs. NC State, 2020  
**Sacks:** 1.0 at Maryland, 2019

### **#85 JOSH BLACK, DL**

**Tackles:** 8, vs. Liberty, 2020  
**TFL:** 2.0, four times, last vs. North Carolina, 2020  
**Sacks:** 2.0, twice, last vs. Pittsburgh, 2019  
**Fumble Recoveries:** 1, twice, at Liberty, 2019  
**Interceptions:** 1 vs. Georgia Tech, 2020  
**Pass Breakups:** 1 at Duke, 2019  
**Blocked Kicks:** 1, twice, last at Florida State (PAT), 2019


### **#93 CALEB OKECHUKWU, DL**

**Tackles:** 4 at Louisville, 2020  
**TFL:** 1.0 at Louisville, 2020  
**Sacks:** 1.0 at Louisville, 2020

### **#98 JAMES WILLIAMS, P**

**Punts:** 2 at Ohio, 2021  
**Longest Punt:** 40 yards at Ohio, 2021  
**Punts Inside 20:** 2 at Ohio, 2021  
**Average Punt Distance:** 37.5 yards at Ohio, 2021

\* - from prior school

	<b>GAME #1</b> <b>Sept. 4, 2021 // Peden Stadium</b> <b>Attendance: 23,904</b>	
<b>SYRACUSE</b>	<b>29</b>	
<b>OHIO</b>	<b>9</b>	

**Athens, OH – Sean Tucker's** career night pushed the Orange to a season opening road win. He rushed for a career-high 181 yards on 25 carries, including a six-yard touchdown run, guiding Syracuse to a 29-9 win over Ohio. The Orange rushed for 286 total yards, while holding Ohio to 129. **Tommy DeVito** rushed for a six yard touchdown on Syracuse's opening drive, giving the Orange a lead that it never conceded. DeVito completed 11-of-17 attempts for 90 yards in addition to the touchdown run. Ohio had the ball on their own one-yard line with 6:30 left in the first when **Caleb Okechukwu's** safety made it 9-0 Syracuse.

After Ohio scored two field goals in the second quarter to make it a one possession game going into the second half, the Orange defense held Ohio scoreless in the third. **Andre Szmyt's** 20-yard field goal gave 'Cuse a 15-6 advantage and Tucker's six-yard touchdown extended the lead to 22-6. A **Cooper Lutz** touchdown run would push that lead to 29-9. **Darian Chestnut's** late interception closed out the program's 85th season-opening win.

#### Score by Quarters

	1st	2nd	3rd	4th	Final
Syracuse	9	3	10	7	29
Ohio	0	6	0	3	9

#### Scoring Summary:

1st	6:37	SU	Devito 6 yd run (Szmyt kick)	5-67 1:52, SU 7 - OHI 0
	6:24	SU	SAFTEY	0:06, SU 9 - OHI 0
2nd	13:33	OHI	Johnson 22 yd field goal	12-91 5:47, SU 9 - OHI 3
	06:42	SU	Szmyt 29 yd field goal	16-61 6:46, SU 12 - OHI 3
	00:19	OHI	Johnson 30 yd field goal	14-58 6:16, SU 12 - OHI 6
3rd	06:23	SU	Szmyt 20 yd field goal	9-24 4:18, SU 15 - OHI 6
	00:40	SU	Tucker 6 yd run (Szmyt kick)	5-73 1:41, SU 22 - OHI 6
4th	11:21	OHI	Johnson 25 yd field goal	10-64 4:13, SU 22 - OHI 9
	05:15	SU	Lutz 11 yd run (Szmyt Kick)	9-74 6:00, SU 29 - OHI 9

	SU	OHIO
FIRST DOWNS	21	20
RUSHES-YARDS (NET)	44-283	32-134
PASSING YDS (NET)	100	212
Passes Comp-Att-Int	12-18-0	23-31-1
TOTAL OFFENSE PLAYS-YARDS	62-383	63-346
Fumble Returns-Yards	0-0	0-0
Punt Returns-Yards	1-32	0-0
Kickoff Returns-Yards	6-377	5-280
Interception Returns-Yards	1-23	0-0
Punts (Number-Avg)	2-37.5	1-43
Fumbles-Lost	0-0	1-0
Penalties-Yards	4-39	0-0
Possession Time	28:23	31:37
Third-Down Conversions	8 of 12	5 of 12
Fourth-Down Conversions	0 of 0	1 of 2
Red-Zone Scores-Chances	5-5	3-3
Sacks By: Number-Yards	0-0	1-3

**RUSHING: Syracuse** - Tucker 25-181; DeVito 7-49; Lutz 5-25  
**Ohio** - Tuggle 16-66; Allison 9-44; Rourke 6-26.

**PASSING: Syracuse** - DeVito 11-7-0-92; Shrader 1-1-0-8.  
**Ohio** - Rourke 21-28-1-142; Rogers 1-1-0-38.

**RECEIVING: Syracuse** - Harris 6-29; Queeley 3-39  
**Ohio** - Buckner 7-102; Walton 3-24; Burton 3-18.



## TEAM STATS

### Team Statistics

	SYR	OPP
<b>Scoring</b>	<b>29</b>	<b>9</b>
Points per game	29.0	9.0
Points Off Turnovers	0	0
<b>First Downs</b>	<b>21</b>	<b>20</b>
Rushing	14	10
Passing	7	8
Penalty	0	2
<b>Rushing Yardage</b>	<b>283</b>	<b>134</b>
Yards gained rushing	290	141
Yards lost rushing	7	7
Rushing attempts	44	32
Average per rush	6.4	4.2
Average per game	283.0	134.0
TDs Rushing	3	0
<b>Passing Yardage</b>	<b>100</b>	<b>212</b>
Comp-Att-Int	12-18-0	23-31-1
Average per pass	5.6	6.8
Average per catch	8.3	9.2
Average per game	100.0	212.0
TDs Passing	0	0
<b>Total offense</b>	<b>383</b>	<b>346</b>
Total plays	62	63
Average per play	6.2	5.5
Average per game	383.0	346.0
<b>Kick returns: #-Yards</b>	<b>5-92</b>	<b>5-83</b>
<b>Punt returns: #-Yards</b>	<b>1-32</b>	<b>0-0</b>
<b>Int returns: #-Yards</b>	<b>1-23</b>	<b>0-0</b>
<b>Kick return average</b>	<b>18.4</b>	<b>16.6</b>
<b>Punt return average</b>	<b>32.0</b>	<b>0.0</b>
<b>Int return average</b>	<b>23.0</b>	<b>0.0</b>
<b>Fumbles-Lost</b>	<b>0-0</b>	<b>0-0</b>
<b>Penalties-Yards</b>	<b>4-39</b>	<b>0-0</b>
Average per game	39.0	0.0
<b>Punts-Yards</b>	<b>2-75</b>	<b>1-43</b>
Average per punt	37.5	43.0
Net punt average	37.5	11.0
<b>Kickoffs-Yards</b>	<b>6-377</b>	<b>5-280</b>
Average per kick	62.8	56.0
Net kick average	44.8	37.6
<b>Time of possession / game</b>	<b>28:23</b>	<b>31:37</b>
<b>3rd-down conversion</b>	<b>8/12</b>	<b>5/12</b>
3rd-down pct	67%	42%
<b>4rd-down conversion</b>	<b>0/0</b>	<b>1/2</b>

## INDIVIDUAL STATS

### Rushing

Player	gp	att	gain	loss	net	avg	td	lg	avg/g
Sean Tucker	1	25	183	2	181	7.2	1	47	181.0
Tommy Devito	1	7	52	3	49	7.0	1	17	49.0
Cooper Lutz	1	5	25	0	25	5.0	1	11	25.0
Abdul Adams	1	3	19	0	19	6.3	0	15	19.0
Garrett Shrader	1	1	8	0	8	8.0	0	8	8.0
Jarveon Howard	1	1	3	0	3	3.0	0	3	3.0
Team	1	1	0	2	-2	-2.0	0	0	-2.0
<b>Total</b>	<b>1</b>	<b>44</b>	<b>290</b>	<b>7</b>	<b>283</b>	<b>6.4</b>	<b>3</b>	<b>47</b>	<b>283.0</b>
<b>Opponents</b>	<b>1</b>	<b>32</b>	<b>141</b>	<b>7</b>	<b>134</b>	<b>4.2</b>	<b>0</b>	<b>13</b>	<b>134.0</b>

### Passing

Player	gp	effic	comp-att-int	pct	yds	td	lg	avg/g
Tommy Devito	1	110.2	11-17-0	64.7	92	0	21	92.0
Garrett Shrader	1	167.2	1-1-0	100.0	8	0	8	8.0
<b>Total</b>	<b>1</b>	<b>113.3</b>	<b>12-18-0</b>	<b>66.7</b>	<b>100</b>	<b>0</b>	<b>21</b>	<b>100.0</b>
<b>Opponents</b>	<b>1</b>	<b>125.2</b>	<b>23-31-1</b>	<b>74.2</b>	<b>212</b>	<b>0</b>	<b>39</b>	<b>212.0</b>

### Receiving

Player	gp	no.	yds	avg	td	lg	avg/g
Taj Harris	1	6	29	4.8	0	8	29.0
Anthony Queeley	1	3	39	13.0	0	21	39.0
Sharod Johnson	1	1	7	7.0	0	7	7.0
Rob Hanna	1	1	17	17.0	0	17	17.0
Jarveon Howard	1	1	8	8.0	0	8	8.0
<b>Total</b>	<b>1</b>	<b>12</b>	<b>100</b>	<b>8.3</b>	<b>0</b>	<b>21</b>	<b>100.0</b>
<b>Opponents</b>	<b>1</b>	<b>23</b>	<b>212</b>	<b>9.2</b>	<b>0</b>	<b>39</b>	<b>212.0</b>

### Punt Returns

Player	no.	yds	avg	td	lg
Trebor Pena	1	32	32.0	0	32
<b>Total</b>	<b>1</b>	<b>32</b>	<b>32.0</b>	<b>0</b>	<b>32</b>
<b>Opponents</b>	<b>0</b>	<b>0</b>	<b>0.0</b>	<b>0</b>	<b>0</b>

### Interceptions

Player	no.	yds	avg	td	lg
Darian Chestnut	1	23	23.0	0	23
<b>Total</b>	<b>1</b>	<b>23</b>	<b>23.0</b>	<b>0</b>	<b>23</b>
<b>Opponents</b>	<b>0</b>	<b>0</b>	<b>0.0</b>	<b>0</b>	<b>0</b>

### Kick Returns

Player	no.	yds	avg	td	lg
Kevon Darton	2	11	5.5	0	11
Trebor Pena	2	51	25.5	0	26
Jarveon Howard	1	30	30.0	0	30
<b>Total</b>	<b>5</b>	<b>92</b>	<b>18.4</b>	<b>0</b>	<b>30</b>
<b>Opponents</b>	<b>5</b>	<b>83</b>	<b>16.6</b>	<b>0</b>	<b>27</b>

### Fumble Returns

Player	no.	yds	avg	td	lg
<b>Total</b>	<b>0</b>	<b>0</b>	<b>0.0</b>	<b>0</b>	<b>0</b>
<b>Opponents</b>	<b>0</b>	<b>0</b>	<b>0.0</b>	<b>0</b>	<b>0</b>

## INDIVIDUAL STATS

### Scoring

Player			PAT						
	td	fg	kick	rush	rcv	pass	dxp	saf	pts
Andre Szmyt	-	2-2	3-3	-	-	-	-	-	9
Tommy Devito	1	-	-	-	-	-	-	-	6
Cooper Lutz	1	-	-	-	-	-	-	-	6
Sean Tucker	1	-	-	-	-	-	-	-	6
<b>Total</b>	<b>3</b>	<b>2-2</b>	<b>3-3</b>	<b>0</b>	<b>0</b>	<b>0</b>	<b>0</b>	<b>1</b>	<b>29</b>
<b>Opponents</b>	<b>0</b>	<b>3-4</b>	<b>0-0</b>	<b>0</b>	<b>0</b>	<b>0</b>	<b>0</b>	<b>0</b>	<b>9</b>

### Field Goals

Player	fg	pct.	01-19	20-29	30-39	40-49	50-99	lg	blk
Andre Szmyt	2-2	100.0	0-0	2-2	0-0	0-0	0-0	29	0
<b>Opponents</b>	<b>3-4</b>	<b>75.0</b>	<b>0-0</b>	<b>2-2</b>	<b>1-1</b>	<b>0-0</b>	<b>0-1</b>	<b>30</b>	<b>0</b>

### FG Sequence

Team Name	Syracuse	Opponents
Ohio	(29),(20)	50,(22),(30),(25)

Numbers in (parentheses) indicate field goal was made

### Total Offense

Player	g	plays	rush	pass	total	avg/g
Sean Tucker	1	25	181	0	181	181.0
Tommy Devito	1	24	49	92	141	141.0
Cooper Lutz	1	5	25	0	25	25.0
Abdul Adams	1	3	19	0	19	19.0
Garrett Shrader	1	2	8	8	16	16.0
Jarveon Howard	1	1	3	0	3	3.0
Team	1	0	-2	0	-2	-2.0
<b>Total</b>	<b>1</b>	<b>62</b>	<b>283</b>	<b>100</b>	<b>383</b>	<b>383.0</b>
<b>Opponents</b>	<b>1</b>	<b>63</b>	<b>134</b>	<b>212</b>	<b>346</b>	<b>346.0</b>

### Punting

Player	no.	yds	avg	lg	tb	fc	i20	50+	blk
James Williams	2	75	37.5	40	0	1	2	0	0
<b>Total</b>	<b>2</b>	<b>75</b>	<b>37.5</b>	<b>40</b>	<b>0</b>	<b>1</b>	<b>2</b>	<b>0</b>	<b>0</b>
<b>Opponents</b>	<b>1</b>	<b>43</b>	<b>43.0</b>	<b>43</b>	<b>0</b>	<b>0</b>	<b>0</b>	<b>0</b>	<b>0</b>

### Kickoffs

Player	no.	yds	avg	tb	ob	retn	net	ydl
Andre Szmyt	6	377	62.8	1	0			
<b>Total</b>	<b>6</b>	<b>377</b>	<b>62.8</b>	<b>1</b>	<b>0</b>	<b>4</b>	<b>44.8</b>	<b>20</b>
<b>Opponents</b>	<b>5</b>	<b>280</b>	<b>56.0</b>	<b>0</b>	<b>0</b>	<b>5</b>	<b>37.6</b>	<b>27</b>

### All Purpose

Player	g	rush	rcv	pr	kr	ir	total	avg/g
Sean Tucker	1	181	0	0	0	0	181	181.0
Trebor Pena	1	0	0	32	51	0	83	83.0
Tommy Devito	1	49	0	0	0	0	49	49.0
Jarveon Howard	1	3	8	0	30	0	41	41.0
Anthony Queeley	1	0	39	0	0	0	39	39.0
Taj Harris	1	0	29	0	0	0	29	29.0
Cooper Lutz	1	25	0	0	0	0	25	25.0
Darian Chestnut	1	0	0	0	0	23	23	23.0
Abdul Adams	1	19	0	0	0	0	19	19.0
Rob Hanna	1	0	17	0	0	0	17	17.0
Kevon Darton	1	0	0	0	11	0	11	11.0
Garrett Shrader	1	8	0	0	0	0	8	8.0
Sharod Johnson	1	0	7	0	0	0	7	7.0
Team	1	-2	0	0	0	0	-2	-2.0
<b>Total</b>	<b>1</b>	<b>283</b>	<b>100</b>	<b>32</b>	<b>92</b>	<b>23</b>	<b>530</b>	<b>530.0</b>
<b>Opponents</b>	<b>1</b>	<b>134</b>	<b>212</b>	<b>0</b>	<b>83</b>	<b>0</b>	<b>429</b>	<b>429.0</b>

## SYRACUSE GAME-BY-GAME

Date	Opponent	no.	yds	td	lg	no.	yds	td	lg	cmp-att-int	yds	td	lg	no.	yds	td	lg	no.	yds	td	lg	off
09/04/2021	at Ohio	44	283	3	47	12	100	0	21	12-18-0	100	0	21	5	92	0	30	1	32	0	32	383
<b>Syracuse</b>		<b>44</b>	<b>283</b>	<b>3</b>	<b>47</b>	<b>12</b>	<b>100</b>	<b>0</b>	<b>21</b>	<b>12-18-0</b>	<b>100</b>	<b>0</b>	<b>21</b>	<b>5</b>	<b>92</b>	<b>0</b>	<b>30</b>	<b>1</b>	<b>32</b>	<b>0</b>	<b>32</b>	<b>383</b>
<b>Opponents</b>		<b>32</b>	<b>134</b>	<b>0</b>	<b>13</b>	<b>23</b>	<b>212</b>	<b>0</b>	<b>39</b>	<b>23-31-1</b>	<b>212</b>	<b>0</b>	<b>39</b>	<b>5</b>	<b>83</b>	<b>0</b>	<b>27</b>	<b>0</b>	<b>0</b>	<b>0</b>	<b>0</b>	<b>346</b>

### Syracuse Averages

Games	Avg/ rush	Avg/ catch	Pass effc	KR avg	PR avg	All purpose avg/game	Total offense avg/game
1	6.4	8.3	113.3	18.4	32.0	530.0	383.0

		Tackles				Sacks	Fumble		Pass Defense			blkd	PAT attempts			off		
Date	Opponent	ua	a	total	tfl-yds	no-yds	ff	fr-yds	int-yds	qbh	brup	kick	kick	rush	rcv	saf	t/o	pts
09/04/2021	at Ohio	31	42	73	5.0-10	0-0	0	0-0	1-23	3	2	0	3-3	0	0	1	0	29
Syracuse		31	42	73	5.0-10	0-0	0	0-0	1-23	3	2	0	3-3	0	0	1	0	29
Opponents		27	54	81	2.0-5	1-3	0	0-0	0-0	1	0	0	0-0	0	0	0	0	9

Date	Opponent	Punting										Field Goals			Kickoffs				
		no.	yds	avg	long	blkd	tb	fc	50+	i20	md-att	long	blkd	no.	yds	avg	tb	ob	
09/04/2021	at Ohio	2	75	37.5	40	0	0	1	0	2	2-2	29	0	6	377	62.8	1	0	
Syracuse		2	75	37.5	40	0	0	1	0	2	2-2	29	0	6	377	62.8	1	0	
Opponents		1	43	43.0	43	0	0	0	0	0	3-4	30	0	5	280	56.0	0	0	



## OPPONENT GAME-BY-GAME

Date	Opponent	no.	yds	td	lg	no.	yds	td	lg	cmp-att-int	yds	td	lg	no.	yds	td	lg	no.	yds	td	lg	off
09/04/2021	at Ohio	32	134	0	13	23	212	0	39	23-31-1	212	0	39	5	83	0	27	0	0	0	0	346
<b>Opponents</b>		<b>32</b>	<b>134</b>	<b>0</b>	<b>13</b>	<b>23</b>	<b>212</b>	<b>0</b>	<b>39</b>	<b>23-31-1</b>	<b>212</b>	<b>0</b>	<b>39</b>	<b>5</b>	<b>83</b>	<b>0</b>	<b>27</b>	<b>0</b>	<b>0</b>	<b>0</b>	<b>0</b>	<b>346</b>
<b>Syracuse</b>		<b>44</b>	<b>283</b>	<b>3</b>	<b>47</b>	<b>12</b>	<b>100</b>	<b>0</b>	<b>21</b>	<b>12-18-0</b>	<b>100</b>	<b>0</b>	<b>21</b>	<b>5</b>	<b>92</b>	<b>0</b>	<b>30</b>	<b>1</b>	<b>32</b>	<b>0</b>	<b>32</b>	<b>383</b>

### Opponents Averages

Games	Avg/ rush	Avg/ catch	Pass effic	KR avg	PR avg	All purpose avg/game	Total offense avg/game
1	4.2	9.2	125.2	16.6	0.0	429.0	346.0

Date	Opponent	Tackles				Sacks	Fumble	Pass Defense				blkd	PAT attempts			off		
		ua	a	total	tfl-yds	no-yds	ff	fr-yds	int-yds	qbh	brup	kick	kick	rush	rcv	saf	t/o	pts
09/04/2021	at Ohio	27	54	81	2.0-5	1-3	0	0-0	0-0	1	0	0	0-0	0	0	0	0	9
<b>Opponents</b>		<b>27</b>	<b>54</b>	<b>81</b>	<b>2.0-5</b>	<b>1-3</b>	<b>0</b>	<b>0-0</b>	<b>0-0</b>	<b>1</b>	<b>0</b>	<b>0</b>	<b>0-0</b>	<b>0</b>	<b>0</b>	<b>0</b>	<b>0</b>	<b>9</b>
<b>Syracuse</b>		<b>31</b>	<b>42</b>	<b>73</b>	<b>5.0-10</b>	<b>0-0</b>	<b>0</b>	<b>0-0</b>	<b>1-23</b>	<b>3</b>	<b>2</b>	<b>0</b>	<b>3-3</b>	<b>0</b>	<b>0</b>	<b>1</b>	<b>0</b>	<b>29</b>

Date	Opponent	Punting										Field Goals			Kickoffs				
		no.	yds	avg	long	blkd	tb	fc	50+	i20	md-att	long	blkd	no.	yds	avg	tb	ob	
09/04/2021	at Ohio	1	43	43.0	43	0	0	0	0	0	3-4	30	0	5	280	56.0	0	0	
Opponents		1	43	43.0	43	0	0	0	0	0	3-4	30	0	5	280	56.0	0	0	
Syracuse		2	75	37.5	40	0	0	1	0	2	2-2	29	0	6	377	62.8	1	0	

## PASSING GAME-BY-GAME

#13 Tommy Devito	Comp	Att	Int	Pct	Yards	TD	Long	Sacked	Effic.
Ohio	11	17	0	64.7	92	0	21	1-3	110.2
<b>Totals</b>	<b>11</b>	<b>17</b>	<b>0</b>	<b>64.7</b>	<b>92</b>	<b>0</b>	<b>21</b>	<b>1-3</b>	<b>110.2</b>

#16 Garrett Shrader	Comp	Att	Int	Pct	Yards	TD	Long	Sacked	Effic.
Ohio	1	1	0	100.0	8	0	8	0-0	167.2
<b>Totals</b>	<b>1</b>	<b>1</b>	<b>0</b>	<b>100.0</b>	<b>8</b>	<b>0</b>	<b>8</b>	<b>0-0</b>	<b>167.2</b>

## RUSHING GAME-BY-GAME

### Rushing

Player	No-Yds/TD	Ohio
Sean Tucker	25-181/1	25-181/1
Tommy Devito	7-49/1	7-49/1
Cooper Lutz	5-25/1	5-25/1
Abdul Adams	3-19/0	3-19/0
Garrett Shrader	1-8/0	1-8/0
Jarveon Howard	1-3/0	1-3/0
Courtney Jackson	1-0/0	1-0/0

## RECEIVING GAME-BY-GAME

### Receiving

Player	No-Yds/TD	Ohio
Taj Harris	6-29/0	6-29/0
Anthony Queeley	3-39/0	3-39/0
Rob Hanna	1-17/0	1-17/0
Jarveon Howard	1-8/0	1-8/0
Sharod Johnson	1-7/0	1-7/0

## RETURNS GAME-BY-GAME

### Punt Returns

Player	No-Yds	Ohio
Trebor Pena	1-32	1-32

### Kick Returns

Player	No-Yds	Ohio
Trebor Pena	2-51	2-51
Kevon Darton	2-11	2-11
Jarveon Howard	1-30	1-30

### Interceptions Returns

Player	No-Yds	Ohio
Darian Chestnut	1-23	1-23

### Fumble Returns

Player	No-Yds	Ohio
--------	--------	------

## TACKLES GAME-BY-GAME

### Total Tackles

Player	S-A	Total	Ohio
Mikel Jones	2-8	10	2-8
Darian Chestnut	5-3	8	5-3
Geoff Cantin-Arku	2-5	7	2-5
Stefon Thompson	2-3	5	2-3
Ja'Had Carter	2-3	5	2-3
Garrett Williams	3-1	4	3-1
Rob Hanna	2-2	4	2-2
Marlowe Wax	2-2	4	2-2
Cody Roscoe	1-3	4	1-3
Ben Labrosse	2-1	3	2-1
Josh Black	2-1	3	2-1
Jason Simmons Jr.	1-2	3	1-2
Curtis Harper	1-2	3	1-2
Justin Barron	0-3	3	0-3
Cooper Lutz	1-1	2	1-1
Caleb Okechukwu	1-1	2	1-1
Adrian Cole	1-0	1	1-0
Kevon Darton	1-0	1	1-0
Terry Lockett	0-1	1	0-1

## TACKLES FOR LOSS GAME-BY-GAME

Player	UA-A	Total	Ohio
Caleb Okechukwu	1-0	1.0	1.0-1
Garrett Williams	1-0	1.0	1.0-1
Mikel Jones	0-2	1.0	1.0-3
Marlowe Wax	0-1	0.5	0.5-1
Darian Chestnut	0-1	0.5	0.5-1
Justin Barron	0-1	0.5	0.5-1
Curtis Harper	0-1	0.5	0.5-2

## SACKS GAME-BY-GAME

## KICKING GAME-BY-GAME

<b>Opponent</b>	<b>Andre Szmyt</b>	
Ohio	FG-FGA/Yds (Miss)	<b>PATs</b>
	2-2/29, 20	3-3

## PUNTING GAME-BY-GAME

<b>Opponent</b>	<b>James Williams</b>
Ohio	No. - Yds - Avg. - I20
	2 - 75 - 37.5 - 2



STARTING LINEUPS

OFFENSE

Opponent	QB	RB	WR	WR/TE	WR/RB	LT	LG	C	RG	RT	TE/WR
Ohio	DeVito	Tucker	Harris	Queeley	Johnson	Bergeron	Bleich	Vettorello	Tisdale	Seravis	Mang

DEFENSE

Opponent	DE	NT	DT	LB	LB	LB	CB	CB	BS	FS	ROV
Ohio	Jonathan	Harper	Black	Jones	Wax	Thompson	G. Williams	Chestnut	Carter	Simmons Jr.	Hanna

GIVEAWAYS/TAKEAWAYS

Opponent	Fum	Int	Tot	Fum	Int	Tot	Dif
Ohio	0	0	0	0	1	1	+1

COIN FLIPS

Opponent	Flip	Result
Ohio	Won (D)	W, 29-9

Totals: 1 won, 0 lost

OPENING DRIVES

Opponent	1st Half	2nd Half
Ohio	TD	Punt

1st Half Totals  
Punts: 0  
Touchdowns: 1  
Turnover on Downs: 0  
Field Goals: 0

2nd Half Totals  
Punts: 1  
Touchdowns: 0  
Turnover on Downs: 0  
Field Goals: 0  
Missed Field Goal: 0  
Turnover: 0

OPENING DEFENSE DRIVES

Opponent	1st Half	2nd Half
Ohio	Missed FG	Punt

1st Half Totals  
Touchdowns: 0  
Punts: 0  
Field Goals: 0  
Turnover on Downs: 0  
Safety: 0  
Missed Field Goals: 1

2nd Half Totals  
Touchdowns: 0  
Turnover: 0  
Punts: 1  
Field Goals: 0  
Missed Field Goals: 0  
Turnover on Downs: 0

## SCORING DRIVES

### Syracuse

Game	Qtr	Pts	Plays	Yds	TOP	How
Ohio	1	7	5	67	1:52	Devito 6 run
Ohio	2	3	16	61	6:46	Szmyt 29 field goal
Ohio	3	3	9	24	4:18	Szmyt 20 field goal
Ohio	3	7	5	73	1:41	Tucker 6 run
Ohio	4	7	9	74	6:00	Lutz 11 run

### Opponents

Game	Qtr	Pts	Plays	Yds	TOP	How
Ohio	2	3	12	91	5:47	Johnson 22 field goal
Ohio	2	3	14	58	6:16	Johnson 30 field goal
Ohio	4	3	10	64	4:13	Johnson 25 field goal

#### Longest

**By Plays:** 16, at. Ohio (FG)

**By Yards:** 74 at Ohio (TD)

**By Time:** 6:46 at Ohio (FG)

#### Shortest

**By Plays:** 5, twice, at. Ohio (TD) and (TD)

**By Yards:** 24, at Ohio (FG)

**By Time:** 1:41 at. Ohio (TD)

#### Longest

**By Plays:** 14, at Ohio (FG)

**By Yards:** 91, at Ohio (FG)

**By Time:** 6:16, at Ohio (FG)

#### Shortest

**By Plays:** 10, at Ohio (FG)

**By Yards:** 58, at Ohio (FG)

**By Time:** 4:13, at Ohio (FG)

## CONVERSIONS & TIME OF POSSESSION

### 3rd-Down Conversions

Date	Opponent	Score	Overall	1st Qtr	2nd Qtr	3rd Qtr	4th Qtr	Overtime
09/04/2021	at Ohio	W 29-9	8-12 66.7	1-2 50.0	2-3 66.7	2-4 50.0	3-3 100.0	0-0 0.0
	<b>Syracuse</b>		<b>8-12 66.7</b>	<b>1-2 50.0</b>	<b>2-3 66.7</b>	<b>2-4 50.0</b>	<b>3-3 100.0</b>	<b>0-0 0.0</b>
	<b>Opponents</b>		<b>5-12 41.7</b>	<b>3-4 75.0</b>	<b>0-3 0.0</b>	<b>0-2 0.0</b>	<b>2-3 66.7</b>	<b>0-0 0.0</b>

### 4th-Down Conversions

Date	Opponent	Score	Overall	1st Qtr	2nd Qtr	3rd Qtr	4th Qtr	Overtime
09/04/2021	at Ohio	W 29-9	0-0 0.0	0-0 0.0	0-0 0.0	0-0 0.0	0-0 0.0	0-0 0.0
	<b>Syracuse</b>		<b>0-0 0.0</b>	<b>0-0 0.0</b>	<b>0-0 0.0</b>	<b>0-0 0.0</b>	<b>0-0 0.0</b>	<b>0-0 0.0</b>
	<b>Opponents</b>		<b>1-2 50.0</b>	<b>0-0 0.0</b>	<b>1-1 100.0</b>	<b>0-1 0.0</b>	<b>0-0 0.0</b>	<b>0-0 0.0</b>

### Time of Possession

Date	Opponent	Score	Overall	1st Qtr	2nd Qtr	3rd Qtr	4th Qtr	Overtime
09/04/2021	at Ohio	W 29-9	28:23	03:56	07:10	08:42	08:35	00:00
	<b>Syracuse</b>	<b>Total</b>	<b>28:23</b>	<b>03:56</b>	<b>07:10</b>	<b>08:42</b>	<b>08:35</b>	<b>00:00</b>
		<b>Avg.</b>	<b>28:23</b>	<b>03:56</b>	<b>07:10</b>	<b>08:42</b>	<b>08:35</b>	<b>00:00</b>
	<b>Opponents</b>	<b>Total</b>	<b>31:37</b>	<b>06:44</b>	<b>12:10</b>	<b>05:44</b>	<b>06:59</b>	<b>00:00</b>
		<b>Avg.</b>	<b>31:37</b>	<b>06:44</b>	<b>12:10</b>	<b>05:44</b>	<b>06:59</b>	<b>00:00</b>

## RED ZONE REPORT

### Syracuse Inside Opponent Red-Zone

Date	Opponent	Score	Times	Times	Total			Rush	Pass	FGs	Failed to score inside RZ					
			In RZ	Scored	Pts	TDs	TDs	TDs	TDs	Made	FGA	Down	Int	Fumb	Half	Game
09/04/2021	at Ohio	W 29-9	5	5	27	3	3	0	2	2	0	0	0	0	0	0
<b>Totals 5 of 5 (100.0%)</b>			<b>5</b>	<b>5</b>	<b>27</b>	<b>3</b>	<b>3</b>	<b>0</b>	<b>2</b>	<b>2</b>	<b>0</b>	<b>0</b>	<b>0</b>	<b>0</b>	<b>0</b>	<b>0</b>

### Opponents Inside Syracuse Red-Zone

Date	Opponent	Score	Times	Times	Total			Rush	Pass	FGs	Failed to score inside RZ					
			In RZ	Scored	Pts	TDs	TDs	TDs	TDs	Made	FGA	Down	Int	Fumb	Half	Game
09/04/2021	Ohio	W 29-9	3	3	9	0	0	0	3	3	0	0	0	0	0	0
<b>Totals 3 of 3 (100.0%)</b>			<b>3</b>	<b>3</b>	<b>9</b>	<b>0</b>	<b>0</b>	<b>0</b>	<b>3</b>	<b>3</b>	<b>0</b>	<b>0</b>	<b>0</b>	<b>0</b>	<b>0</b>	<b>0</b>



SUPERLATIVES

Syracuse Team Highs

RUSHES	44	at Ohio (09/04/2021)
YARDS RUSHING	283	at Ohio (09/04/2021)
YARDS PER RUSH	6.4	at Ohio (09/04/2021)
TD RUSHES	3	at Ohio (09/04/2021)
PASS ATTEMPTS	18	at Ohio (09/04/2021)
PASS COMPLETIONS	12	at Ohio (09/04/2021)
YARDS PASSING	100	at Ohio (09/04/2021)
YARDS PER PASS	5.6	at Ohio (09/04/2021)
TD PASSES	0	at Ohio (09/04/2021)
TOTAL PLAYS	62	at Ohio (09/04/2021)
TOTAL OFFENSE	383	at Ohio (09/04/2021)
YARDS PER PLAY	6.2	at Ohio (09/04/2021)
POINTS	29	at Ohio (09/04/2021)
SACKS BY	0	at Ohio (09/04/2021)
FIRST DOWNS	21	at Ohio (09/04/2021)
PENALTIES	4	at Ohio (09/04/2021)
PENALTY YARDS	39	at Ohio (09/04/2021)
TURNOVERS	0	at Ohio (09/04/2021)
PUNTS	2	at Ohio (09/04/2021)
PUNTING AVG	37.5	at Ohio (09/04/2021)
LONG PUNT	40	at Ohio (09/04/2021)
PUNTS INSIDE 20	2	at Ohio (09/04/2021)
LONG PUNT RETURN	32	at Ohio (09/04/2021)

Syracuse Individual Highs

RUSHES	25	Sean Tucker at Ohio (09/04/2021)
YARDS RUSHING	181	Sean Tucker at Ohio (09/04/2021)
TD RUSHES	1	Sean Tucker at Ohio (09/04/2021)
	1	Cooper Lutz at Ohio (09/04/2021)
	1	Tommy Devito at Ohio (09/04/2021)
LONG RUSH	47	Sean Tucker at Ohio (09/04/2021)
PASS ATTEMPTS	17	Tommy Devito at Ohio (09/04/2021)
PASS COMPLETIONS	11	Tommy Devito at Ohio (09/04/2021)
YARDS PASSING	92	Tommy Devito at Ohio (09/04/2021)
TD PASSES	none	
LONG PASS	21	Tommy Devito at Ohio (09/04/2021)
RECEPTIONS	6	Taj Harris at Ohio (09/04/2021)
YARDS RECEIVING	39	Anthony Queeley at Ohio (09/04/2021)
TD RECEPTIONS	none	
LONG RECEPTION	21	Anthony Queeley at Ohio (09/04/2021)
PUNTS	2	James Williams at Ohio (09/04/2021)
PUNTING AVG	37.5	James Williams at Ohio (09/04/2021)
LONG PUNT	40	James Williams at Ohio (09/04/2021)
PUNTS INSIDE 20	2	James Williams at Ohio (09/04/2021)
LONG PUNT RETURN	32	Trebor Pena at Ohio (09/04/2021)
LONG KICKOFF RETURN	30	Jarveon Howard at Ohio (09/04/2021)
TACKLES	10	Mikel Jones at Ohio (09/04/2021)
SACKS	none	
TACKLES FOR LOSS	1	Caleb Okechukwu at Ohio (09/04/2021)
	1	Mikel Jones at Ohio (09/04/2021)
	1	Garrett Williams at Ohio (09/04/2021)

Opponent Team Highs

RUSHES	32	at Ohio (09/04/2021)
YARDS RUSHING	134	at Ohio (09/04/2021)
YARDS PER RUSH	4.2	at Ohio (09/04/2021)
TD RUSHES	0	at Ohio (09/04/2021)
PASS ATTEMPTS	31	at Ohio (09/04/2021)
PASS COMPLETIONS	23	at Ohio (09/04/2021)
YARDS PASSING	212	at Ohio (09/04/2021)
YARDS PER PASS	6.8	at Ohio (09/04/2021)
TD PASSES	0	at Ohio (09/04/2021)
TOTAL PLAYS	63	at Ohio (09/04/2021)
TOTAL OFFENSE	346	at Ohio (09/04/2021)
YARDS PER PLAY	5.5	at Ohio (09/04/2021)
POINTS	9	at Ohio (09/04/2021)
SACKS BY	1	at Ohio (09/04/2021)
FIRST DOWNS	20	at Ohio (09/04/2021)
PENALTIES	0	at Ohio (09/04/2021)
PENALTY YARDS	0	at Ohio (09/04/2021)
TURNOVERS	1	at Ohio (09/04/2021)
PUNTS	1	at Ohio (09/04/2021)
PUNTING AVG	43.0	at Ohio (09/04/2021)
LONG PUNT	43	at Ohio (09/04/2021)
PUNTS INSIDE 20	0	at Ohio (09/04/2021)
LONG PUNT RETURN	0	at Ohio (09/04/2021)

Opponent Individual Highs

RUSHES	16	De'Montre Tuggle at Ohio (09/04/2021)
YARDS RUSHING	65	De'Montre Tuggle at Ohio (09/04/2021)
TD RUSHES	none	
LONG RUSH	13	O'Shaan Allison at Ohio (09/04/2021)
PASS ATTEMPTS	28	Kurtis Rourke at Ohio (09/04/2021)
PASS COMPLETIONS	21	Kurtis Rourke at Ohio (09/04/2021)
YARDS PASSING	142	Kurtis Rourke at Ohio (09/04/2021)
TD PASSES	none	
LONG PASS	39	Kurtis Rourke at Ohio (09/04/2021)
RECEPTIONS	7	Jerome Buckner at Ohio (09/04/2021)
YARDS RECEIVING	102	Jerome Buckner at Ohio (09/04/2021)
TD RECEPTIONS	none	
LONG RECEPTION	39	Jerome Buckner at Ohio (09/04/2021)
FIELD GOALS	3	Stephen Johnson at Ohio (09/04/2021)
LONG FIELD GOALS	30	Stephen Johnson at Ohio (09/04/2021)
PUNTS	1	Jack Wilson at Ohio (09/04/2021)
PUNTING AVG	43.0	Jack Wilson at Ohio (09/04/2021)
LONG PUNT	43	Jack Wilson at Ohio (09/04/2021)
PUNTS INSIDE 20	none	
LONG PUNT RETURN	none	
LONG KICKOFF RETURN	27	Philip Cole at Ohio (09/04/2021)
TACKLES	11	Jarren Hampton at Ohio (09/04/2021)
	11	Bryce Houston at Ohio (09/04/2021)
SACKS	1	Will Evans at Ohio (09/04/2021)
TACKLES FOR LOSS	1	Will Evans at Ohio (09/04/2021)
	1	Justin Birchette at Ohio (09/04/2021)
INTERCEPTIONS	none	

## THE LAST TIME

### Syracuse ...

#### Scoring

Scored 70+ points:	70 vs. Rutgers (70-14), 1998
Scored 60-69 points:	62 vs. Wagner (62-10), 2018
Scored 50-59 points:	52 vs. Western Michigan (52-33), 2019
Allowed 70+ points:	76, at Pittsburgh (61-76), 2016
Allowed 60-69 points:	63, at Maryland (20-63), 2019
Allowed 50-59 points:	56, Louisville (56-34), 2019
Was held scoreless:	at Louisville (0-30), 2020
Was held scoreless through halftime:	at Louisville (0-20), 2020
Was held scoreless through three quarters:	at Louisville (0-27), 2020
Held opponent scoreless:	at Liberty (24-0), 2019
Held opponent scoreless through halftime:	at Liberty (24-0), 2019
Held opponent scoreless through three quarters:	at Liberty (24-0), 2019
Did not score a touchdown:	at Louisville, 2020
Did not score an offensive touchdown:	at Louisville, 2020
Held opponent without a touchdown:	at Ohio, 2021
Held opponent without an offensive touchdown:	at Ohio, 2021
Scored TD on first play from scrimmage:	Andrew Robinson 79 yd. pass to Taj Smith at Louisville, 2007
Allowed TD on first play from scrimmage:	DeShone Kizer 79 yd. pass to Equanimeous St. Brown, Notre Dame, 2016
Scored TD in final two minutes to win:	vs. Minnesota (21-17), 2013
Allowed TD in final two minutes to lose:	at Clemson (23-27), 2018
Won by going for two points:	vs. North Carolina (49-47 3OT), 2003
Lost when opponent went for two points:	vs. NC State (31-32, OT), 1997
Tied the game in the last two minutes:	vs. North Carolina (27-27), 2018 (TD)
Allowed opponent to tie the game in the last two minutes:	vs. Wake Forest (30-30), 2019 (FG)
Scored a two-point conversion:	at NC State, 2017
Missed a two-point conversion:	vs. Notre Dame, 2016

#### Rushing

Had 60+ rushing attempts:	60 at Wake Forest, 2018
Had 50-59 rushing attempts:	52 at Louisville, 2019
Rushed for 400+ yards:	415 vs. Pittsburgh, 1994
Rushed for 300-399 yards:	326 vs. Louisville, 2018
Rushed for 200-299 yards:	283 at Ohio, 2021
Rushed for less than 100 yards:	3 vs. NC State, 2020
Rushed for negative yards:	-15 vs. Cincinnati, 2007
Scored six rushing TDs:	vs. Rhode Island, 2002
Scored seven rushing TDs:	vs. Rutgers, 2000
Scored eight rushing TDs:	vs. Rutgers, 1998
Two players rushed for 100+ yards:	Cooper Lutz (114) and Sean Tucker (101) at Notre Dame, 2020
Three players rushed for 100+ yards:	Kyle McIntosh (136), Dee Brown (117), Donovan McNabb (100) vs. Miami (Fla.), 1997
Two players had multiple rushing TDs:	Moe Neal (2), Eric Dungey (2) vs. Louisville, 2018

#### Passing

Passed for 400+ yards:	480 vs. NC State, 2018
Passed for 300-399 yards:	300 at NC State, 2019
Passed for less than 100 yards:	45 at Louisville, 2020
Attempted less than 10 passes:	9 vs. Buffalo, 2000

#### Receiving

Two players with 10 catches:	Steve Ishmael (12), Ervin Philips (12) at Florida State, 2017
Two players with 100 receiving yards:	Sean Riley (164), Nykeim Johnson (136) vs. NC State, 2018
Two players with multiple receiving TDs:	Trishton Jackson (2), Aaron Hackett (2) vs. Western Michigan, 2019

#### Total Offense

Gained 600+ yards:	636 vs. Connecticut, 2018
Gained 500-599 yards:	510 at Louisville, 2019
Gained 400-499 yards:	414 at Notre Dame, 2020
Gained 100-199 yards:	137 at Louisville, 2020
Gained less than 100 yards:	93 vs. Iowa, 1976
Had 100 or more total offense plays:	106 at Pittsburgh, 2016
Had 90 or more total offense plays:	93 at Boston College, 2018

#### Turnovers

Did not commit a turnover:	at Ohio, 2021
Neither team committed a turnover:	Syracuse at Florida State, 2019
Committed four turnovers:	at Notre Dame (3 fumble/1 INT), 2020
Committed five turnovers:	vs. Rutgers (2 fumbles/3 INT), 2011
Committed six turnovers:	at Pittsburgh (4 fumbles/2 INT), 2011
Committed seven turnovers:	vs. USF (2 fumbles/5 INT), 2009
Committed eight turnovers:	vs. Wisconsin (7 fumbles/1 INT), 1972
Committed nine turnovers:	vs. West Virginia (5 fumbles/4 INT), 1973

#### Defense

Intercepted three passes:	vs. Georgia Tech, 2020
Intercepted four passes:	vs. Georgia Tech, 2020
Intercepted five passes:	vs. Tulane, 1999
Recovered four fumbles:	vs. West Virginia, 2005
Had 10+ tackles for loss:	10.0/77 vs. NC State, 2020
Had five or more sacks:	5.0/31 at Louisville, 2020
Had six or more sacks:	6.0/45 vs. NC State, 2019
Had seven or more sacks:	8.0/51 at Liberty, 2019
Had eight sacks:	8.0/51 at Liberty, 2019
Had nine sacks:	9.0/88 vs. Rutgers, 2009
Had no sacks:	at Ohio, 2021
Neither team had a sack:	vs. Central Michigan, 2017
Scored a safety:	Caleb Okechukwu, Marlowe Wax at Ohio, 2021
Scored a defensive two-point conversion:	Scoop Bradshaw vs. Wake Forest, 2017

#### Special Teams

Missed a PAT by kick:	Andre Szmyt vs. Georgia Tech, 2020
Blocked a PAT by kick:	Josh Black at Florida State, 2019
Did not punt:	vs. Cincinnati, 1998
Kicked a game-winning field goal with less than 1:00 left:	Cole Murphy vs. Boston College, 2015, 35 yards with :00 left (20-17)
Kicked a game-winning field goal in OT:	Andre Szmyt vs. Wake Forest, 2019
Neither team kicked a field goal:	at Maryland, 2019

#### Overtime

Was involved in an overtime game:	vs. Wake Forest (W, 39-30), 2019
Won in single overtime:	vs. Wake Forest (39-30), 2019
Lost in single overtime:	at Pittsburgh (37-44), 2018
Won in double overtime:	vs. North Carolina (40-37), 2018
Lost in double overtime:	vs. Rutgers (16-19), 2011
Won in triple overtime:	at North Carolina (49-47), 2003
Lost in triple overtime:	at Virginia (38-44), 2015

#### Miscellaneous

Had 30+ first downs:	30 vs. NC State, 2018
Had less than 10 first downs:	7 at Louisville, 2020
Was not penalized:	at West Virginia, 1957
Had 10 or more penalties:	10 vs. Liberty, 2020
Had 120+ yards in penalties:	122 vs. Wake Forest, 2019
Had more than 40 minutes of possession time:	40:14 vs. Rhode Island, 2015
Had 35-40 minutes of possession time:	37:19 at Boston College, 2018

### An Opposing Team ...

#### Rushing

Had 60+ rushing attempts:	63, Duke, 2020
Had 50-59 rushing attempts:	53, Clemson, 2018
Rushed for 400+ yards:	496, Boston College, 2019
Rushed for 300-399 yards:	305, Notre Dame, 2020
Rushed for 200-299 yards:	241, Florida State, 2019
Rushed for less than 100 yards:	95, NC State, 2020
Rushed for zero yards:	Akron, 2009
Rushed for negative yards:	-4, Liberty, 2019
Scored six rushing TDs:	Maryland, 2019
Scored seven rushing TDs:	Louisville, 2016
Scored eight rushing TDs:	Nebraska, 1983
Two players rushed for 100+ yards:	Kyren Williams and Chris Tyree (109), Notre Dame, 2020
Two players had multiple rushing TDs:	AJ Dillon (3), David Bailey (2), Boston College, 2019

## THE LAST TIME

### Passing

Passed for 400+ yards:	421, Wake Forest, 2019
Passed for 300-399 yards:	313, NC State, 2020
Passed for less than 100 yards:	64, Boston College, 2016
Attempted less than 10 passes:	5, Georgia Tech, 2013

### Receiving

Two players with 10+ catches:	Ben McCord (10), Devon Spalding (10), Central Michigan, 2015
Two players with 100+ receiving yards:	Tee Higgins (150), Amari Rodgers (121), Clemson, 2019
Three players with 100+ receiving yards:	Tabari Hines (124), Cam Serigne (119), Scotty Washington (113), Wake Forest, 2017

### Total Offense

Gained 600+ yards:	645, Duke, 2020
Gained 500-599 yards:	568, Notre Dame, 2020
Gained 400-499 yards:	408, NC State, 2020
Gained 100-199 yards:	138, Holy Cross, 2019
Gained less than 100 yards:	64, Rhode Island, 2015

### Turnovers

Did not commit a turnover:	Boston College, 2020
Had four or more turnovers:	Duke (3 fumbles/1 INT), 2020
Had five or more turnovers:	Georgia Tech (1 fumble/4 INT), 2020
Had six or more turnovers:	Cincinnati (2 fumbles/4 INT), 2004
Had seven or more turnovers:	Pittsburgh (3 fumbles/4 INT), 1981
Had eight or more turnovers:	Indiana (3 fumbles/5 INT), 1971
Had nine turnovers:	Lafayette (8 fumbles/1 INT), 1951

### Defense

Intercepted three passes:	Clemson, 2020
Intercepted four passes:	Louisville, 2017
Intercepted five passes:	USF, 2009
Recovered four fumbles:	Pittsburgh, 2011
Recovered five fumbles:	Rutgers, 2005
Had 12+ tackles for loss:	12.0/36, Florida State, 2019
Had five or more sacks:	6.0/34, Duke, 2020
Had six or more sacks:	6.0/34, Duke, 2020
Had seven or more sacks:	7.0/40, Pittsburgh, 2020
Had eight or more sacks:	9.0/60, Pittsburgh, 2019
Had nine or more sacks:	9.0/60, Pittsburgh, 2019
Had 10 or more sacks:	11.0/89, Cincinnati, 2007
Had no sacks:	Central Michigan, 2017
Scored a safety:	Middle Tennessee, 2017
Scored a defensive two-point conversion:	Notre Dame, 2016

### Special Teams

Missed a PAT by kick:	Parker Grothaus (blk), Florida State, 2019
Blocked a PAT by kick:	D. Douse, Georgia Tech, 2020
Scored a two-point conversion:	Chase Brice, Duke, 2020
Missed a two-point conversion:	Clemson, 2020
Missed multiple two-point conversions:	NC State (2), 2020
Did not punt:	West Virginia, 1993
Kicked a game-winning field goal with less than 1:00 left:	Chris Blewitt, Pittsburgh, 2015, 25 yards with :00 left (23-30)
Kicked a game-winning field goal in OT:	San San Te, Rutgers, 2011

### Miscellaneous

Had 30+ first downs:	36, Duke, 2020
Had less than 10 first downs:	8, Central Connecticut State, 2017
Was not penalized:	Georgia Tech, 2013
Had 10 or more penalties:	15, Georgia Tech, 2020
Had 120+ yards in penalties:	125, Louisville, 2018
Had more than 40 minutes of possession time:	41:46, Louisville, 2020
Had 35-40 minutes of possession time:	38:49, Boston College, 2020

## A Syracuse Player ...

### Rushing

Had 30 carries:	30, Dontae Strickland vs. USF, 2016
Rushed for 200+ yards:	200, Eric Dungey at Western Michigan, 2018
Rushed for 150-199 yards:	181, Sean Tucker at Ohio, 2021
Rushed for 100-149 yards:	114, Cooper Lutz and 101 Sean Tucker at Notre Dame, 2020
Quarterback rushed for 200+ yards:	200, Eric Dungey at Western Michigan, 2018
Quarterback rushed for 100+ yards:	119, Eric Dungey at Wake Forest, 2018
Rushed for three TDs:	Eric Dungey at Boston College, 2018
Rushed for four TDs:	Delone Carter vs. Colgate, 2010
Rushed for five TDs:	Walter Reyes vs. Notre Dame, 2003
Rushed for six TDs:	Jim Brown vs. Colgate, 1956
Had a 60 to 69-yard run:	61, Nykeim Johnson, 2020
Had a 70 to 79-yard run:	74, Eric Dungey vs. Central Michigan, 2017
Had a 80 to 89-yard run:	80, Cooper Lutz at Notre Dame, 2020
Had a 90 to 99-yard run:	95 (TD), George Davis vs. Fordham, 1949

### Passing

Passed for 400+ yards:	411, Eric Dungey vs. NC State, 2018
Passed for 300-399 yards:	300, Tommy DeVito at NC State, 2019
Attempted 60+ passes:	60, Zack Mahoney vs. Wake Forest, 2017
Attempted 50-59 passes:	53, Eric Dungey at LSU, 2017
Attempted 40-49 passes:	45, Rex Culpepper vs. NC State, 2020
Completed 40+ passes:	43, Zack Mahoney at Pittsburgh, 2016
Completed 30-39 passes:	33, Zack Mahoney vs. Wake Forest, 2017
Threw three or more TD passes:	3, Rex Culpepper vs. Liberty, 2020
Threw four or more TD passes:	4, Tommy DeVito vs. Holy Cross, 2019
Threw five TD passes:	5, Eric Dungey vs. Wagner, 2018
Completed a 60 to 69-yard pass:	60 (TD), Rex Culpepper to Nykeim Johnson vs. NC State, 2020
Completed a 70 to 79-yard pass:	79 (TD), Tommy DeVito to Taj Harris vs. Duke, 2020
Completed an 80 to 89-yard pass:	83 (TD), Rex Culpepper to Nykeim Johnson at Clemson, 2020
Completed a 90 to 100-yard pass:	94 (TD), Clayton Welch to Taj Harris vs. Pittsburgh, 2019

### Receiving

Had 10+ catches:	13, Taj Harris, vs. NC State, 2020
Had 100 receiving yards:	Taj Harris (146) vs. NC State, 2020
Had consecutive 100-yard receiving games:	Nykeim Johnson vs. North Carolina, vs. NC State, 2018
Had three straight 100-yard receiving games:	Steve Ishmael vs. Central Michigan, at LSU, at NC State, 2017
Had four straight 100-yard receiving games:	Steve Ishmael vs. Middle Tennessee, vs. Central Michigan, at LSU, at NC State, 2017
Had five straight 100-yard receiving games:	Steve Ishmael vs. Central Connecticut State, vs. Middle Tennessee, vs. Central Michigan, at LSU, at NC State, 2017
Had consecutive 150-yard receiving games:	Alec Lemon vs. Louisville, at Missouri, 2012
Had 200+ receiving yards:	270, Amba Etta-Tawo at Connecticut, 2016
Caught two TDs:	Trishton Jackson vs. Boston College, 2019
Caught three or more TDs:	5, Amba Etta-Tawo at Pittsburgh, 2016
Caught four or more TDs:	5, Amba Etta-Tawo at Pittsburgh, 2016
Caught five TDs:	Amba Etta-Tawo at Pittsburgh, 2016

## THE LAST TIME

### Defense

Had two or more interceptions:	2, Andre Cisco vs. Wagner, 2018
Returned an interception for a TD:	Garrett Williams (39 yds) vs. Clemson, 2020
Had two or more fumble recoveries:	2, Steven Clark vs. Louisville, 2015
Returned a fumble for a TD:	Geoff Cantin-Arku (28 yds) vs. Duke, 2020
Forced two or more fumbles:	2, Alton Robinson at Pittsburgh, 2018
Had 15+ tackles:	15, Lakiem Williams vs. Boston College, 2019
Had four tackles for loss:	Stefon Thompson at Louisville, 2020
Had five tackles for loss:	Christian Ferrara vs. Notre Dame, 2003
Had six tackles for loss:	Brandon Sharpe vs. Pittsburgh, 2012
Had three sacks:	Kendall Coleman vs. West Virginia, 2018
Had four sacks:	Brandon Sharpe vs. Pittsburgh, 2012
Had more than four sacks:	4.5, Dwight Freeney vs. Virginia Tech, 2000

### Special Teams

Made a 50-yard field goal:	50, Andre Szmyt at Florida State, 2019
Made four field goals:	Andre Szmyt vs. Wake Forest, 2019
Made five field goals:	Don McAulay vs. Kent State, 1983
Blocked a field goal:	Josh Black vs. Louisville, 2018
Recovered a blocked field goal for a TD:	Mike Holmes (57 yd. return) vs. Akron, 2010
Had a punt return TD:	Sean Riley (69 yds) vs. Connecticut, 2018
Had a 50 to 59-yard punt return:	59 (TD) Brisly Estime at Florida State, 2015
Had a 60 to 69-yard punt return:	69 (TD), Sean Riley vs. Connecticut, 2018
Had a 70 to 79-yard punt return:	74, Brisly Estime vs. Notre Dame, 2016
Had an 80 to 89-yard punt return:	85 (TD), Jamel Riddle vs. Auburn, 2002
Had a 90 to 100-yard punt return:	94 (TD), Marvin Harrison vs. Minnesota, 1995
Had a 60 to 69-yard punt:	61, Nolan Cooney at Louisville, 2020
Had a 70 to 79-yard punt:	75, Riley Dixon vs. Clemson, 2013
Blocked a punt:	Drew Tuazama at Clemson, 2020
Blocked two punts:	Anthony Smith vs. Buffalo, 2004
Returned a blocked punt for a TD:	Sean Riley blocked, Trill Williams recovered (2 yd ret.) vs. Wagner, 2018
Blocked a punt and returned it for a TD:	Anthony Smith (0 yds) vs. Buffalo, 2004
Had a kickoff return TD:	Trebor Pena (98 yds) vs. NC State, 2020
Returned the opening kickoff for a TD:	Kevin Johnson (100 yds) vs. Wisconsin, 1997
Had a 50 to 59-yard kickoff return:	52, Kareem Jones vs. Cincinnati, 2005
Had a 60 to 69-yard kickoff return:	64, Sean Riley vs. Central Michigan, 2017
Had a 70 to 79-yard kickoff return:	76, Kyle McIntosh vs. Tennessee, 1998
Had an 80 to 89-yard kickoff return:	89 (TD), Kevin Johnson vs. Wisconsin, 1997
Had an 90 to 100-yard kickoff return:	98 (TD), Trebor Pena vs. NC State, 2020

### An Opposing Player ...

### Rushing

Had 30 carries:	30, Deon Jackson, Duke, 2020
Rushed for 200+ yards:	233, Javian Hawkins, Louisville, 2019
Rushed for 150-199 yards:	170, Shedro Louis, Liberty, 2020
Rushed for 100-149 yards:	110, Kyren Williams and 109, Chris Tyree, Boston College, 2020
Quarterback rushed for 100+ yards:	111, Lamar Jackson, Louisville, 2017
Rushed for three or more TDs:	3, Kenneth Walker III, Wake Forest, 2020
Rushed for four TDs:	Cam Akers, Florida State, 2019
Had a 60 to 69-yard run:	64 (TD), Javon Leake, Maryland, 2019
Had a 70 to 79-yard run:	75 (TD), Shedro Louis, Liberty, 2020
Had a 80 to 89-yard run:	87 (TD), Kain Colter, Northwestern, 2013
Had a 90 to 99-yard run:	94 (TD), Chris Tyree, Notre Dame, 2020

### Passing

Passed for 400+ yards:	473, Ryan Finley, NC State, 2018
Passed for 300-399 yards:	313, Bailey Hockman, NC State, 2020
Attempted 60+ passes:	65, Brian Brohm, Louisville, 2007
Attempted 50-59 passes:	52, Nathan Elliott, North Carolina, 2018
Attempted 40-49 passes:	43, Trevor Lawrence, Clemson, 2020
Completed 40+ passes:	45, Brian Brohm, Louisville, 2007
Completed 30-39 passes:	34, Nathan Elliott, North Carolina, 2018
Threw three or more TD passes:	3, Ian Book, Notre Dame, 2020
Threw four or more TD passes:	4, Bailey Hockman, NC State, 2020
Threw five TD passes:	Micale Cunningham, Louisville, 2019
Threw six TD passes:	Matt Barkley, USC, 2012
Completed a 60 to 69-yard pass:	64 (TD), Dennis Grosel to Kobay White, Boston College, 2019
Completed a 70 to 79-yard pass:	75 (TD), Sam Hartman to Donavon Greene, Wake Forest, 2019
Completed an 80 to 89-yard pass:	80 (TD), Sam Hartman to Jacquarii Roberson, Wake Forest, 2020
Completed a 90 to 100-yard pass:	90 (TD), Micale Cunningham to Tutu Atwell, Louisville, 2019

### Receiving

Had 10+ catches:	11, Kendall Hinton, Wake Forest, 2019
Had 100-199 receiving yards:	111, Javon McKinley, Notre Dame, 2020
Had 200+ receiving yards:	247, Kelvin Harmon, NC State, 2018
Caught two TDs:	Tutu Atwell, Louisville, 2019
Caught three TDs:	Javon McKinley, Notre Dame, 2020
Caught four TDs:	Ernest Wilford, Virginia Tech, 2002

### Defense

Had two or more interceptions:	2, Alohi Gilman, Notre Dame, 2018
Returned an interception for a TD:	Gavin Holmes (32 yds), Wake Forest, 2020
Had two or more fumble recoveries:	2, Will Harris, Boston College, 2017
Returned a fumble for a TD:	Andrew Booth, Jr. (21 yds), Clemson, 2020
Forced two or more fumbles:	2, Ray Vinopal, Pittsburgh, 2014
Had 15+ tackles:	17, Hamsah Nasirildeen, Florida State, 2019
Had four or more tackles for loss:	5.5, Clelin Ferrell, Clemson, 2017
Had five or more tackles for loss:	5.5, Clelin Ferrell, Clemson, 2017
Had three sacks:	3.0, Louis Acceus, NC State, 2019
Had more than three sacks:	3.5 Clelin Ferrell, Clemson, 2017

### Special Teams

Made a 50-yard field goal:	James Turner (50 yds), Louisville, 2020
Made four field goals:	Evan Staley, West Virginia, 2018
Made five field goals:	Maikon Bonani, USF, 2012
Blocked a field goal:	Matthew Thomas, Derwin James, Florida State, 2017
Blocked two field goals:	Kenny Iwebema, Iowa, 2007
Recovered a blocked field goal for a TD:	Duron Harmon (75 yd ret.) Rutgers, 2012
Had a punt return TD:	Dazz Newsome (75 yds), North Carolina, 2018
Had two punt return TDs:	DeAngelo Hall (58 yds., 60 yds.), Virginia Tech, 2003
Had a 50 to 59-yard punt return:	53, Aaron Berry, Pittsburgh, 2007
Had a 60 to 69-yard punt return:	69 (TD) Tre'Davious White, LSU, 2015
Had a 70 to 79-yard punt return:	75 (TD), Dazz Newsome, North Carolina, 2018
Had an 80 to 89-yard punt return:	83 (TD), D'Ernest Johnson, USF, 2016
Had a 60 to 69-yard punt:	61, Ryan Harwell, Louisville, 2020
Had a 70 to 79-yard punt:	72, Austin Parker, Duke, 2019
Blocked a punt:	Anthony Nixon, Maryland, 2014
Blocked two punts:	Chase Anastasio, Notre Dame, 2005
Returned a blocked punt for a TD:	Manny Collins blocked, Corey Barnes recovered (16 yd ret.), Rutgers, 2005
Had a kickoff return TD:	Myles Willis (89 yds), Boston College, 2016
Returned the opening kickoff for a TD:	Myles Willis (97 yds), Boston College, 2014
Had a 50 to 59-yard kickoff return:	53, Michael Walker, Boston College, 2018
Had a 60 to 69-yard kickoff return:	64, Shane Tucker, Middle Tennessee, 2017
Had a 70 to 79-yard kickoff return:	70, Hassan Hall, Louisville, 2019
Had an 80 to 89-yard kickoff return:	89 (TD), Myles Willis, Boston College, 2016
Had an 90 to 100-yard kickoff return:	93 (TD), C.J. Sanders, Notre Dame, 2016