



# 2021 SYRACUSE FOOTBALL

1959 NATIONAL CHAMPIONS // 5 CONFERENCE CHAMPIONSHIPS // 18 CONSENSUS ALL-AMERICANS

## GAME INFORMATION

**Date**..... Saturday, Nov. 13, 2021  
**Location**..... Louisville, Ky.  
**Stadium**..... Cardinal Stadium (60,800)  
**Kickoff**..... 12 p.m.  
**Series**..... Louisville leads 12-7  
**Tickets**..... Gocards.com  
**Television**..... ACC Regional Sports Networks  
*Play-by-Play*..... Evan Lepler  
*Analyst*..... Brian Jordan  
*Reporter*..... Wiley Ballard  
**Radio**..... Syracuse Sports Network from Learfield IMG College  
*Play-by-Play*..... Matt Park '97  
*Analyst*..... Adam Terry '04  
*Reporter*..... Brian Higgins '04  
**Student Radio**..... WAER 88.3 FM (Syracuse)  
**Satellite Radio**..... XM 381/SXM App 971  
**Live Audio**..... Cuse.com/TuneIn App  
**Live Stats**..... Gocards.com  
**Twitter**..... @CuseFootball  
**Facebook**..... Facebook.com/CuseFootball  
**Instagram**..... @CuseFootball



## SYRACUSE ORANGE (5-4, 2-3)

AP/Coaches Rank: -/-

Head Coach: Dino Babers (6th year)

Overall Record: 66-56 (.541)

at Syracuse: 29-40 (.420)

vs. Louisville: 1-4

VS



## LOUISVILLE CARDINALS (4-5, 2-4)

AP/Coaches Rank: -/-

Head Coach: Scott Satterfield (3rd Year)

Overall Record: 66-41 (.617)

at Louisville: 16-17 (.485)

vs. Syracuse: 2-0

## OPENING DRIVE

### ORANGE LOOK TO EXTEND WINNING STREAK

- Syracuse plays two of its final three games on the road, beginning with Saturday's contest.
- 'Cuse is looking to extend its winning streak to three, which would be its longest of the year.
- The Orange will travel to Louisville for the third-consecutive season.
- The game will air on ACC Regional Sports Networks, with Evan Lepler (PxP), Brian Jordan (analyst) and Wiley Ballard (reporter) on the call.

### TUCKER ON THE DOORSTEP

- Freshman RB **Sean Tucker** is in position to break Syracuse's single-season rushing record.
- He enters Saturday's game with 1,267 yards this season. He needs 80 yards to pass Walter Reyes for second place and 106 to break Joe Morris' mark that was set in 1979.
- Tucker ranks second in the nation in rushing with 1,267 yards. He trails Michigan State's Kenneth Walker III by 73 yards for the top spot.
- Tucker also ranks second in rushing yards per game (140.8) behind Walker III (148.9).
- Tucker was the first FBS player to reach 1,000 yards rushing this season with his performance against Virginia Tech.
- He is one of 15 semifinalist for the Maxwell Award, presented annually to the nation's most outstanding college football player.

#### Syracuse Single-Season Rushing List

| Rk. | Player       | Year | Total |
|-----|--------------|------|-------|
| 1.  | Joe Morris   | 1979 | 1,372 |
| 2.  | Walter Reyes | 2003 | 1,347 |
| 3.  | Sean Tucker  | 2021 | 1,267 |

### DYNAMIC DUO

- RB **Sean Tucker** and QB **Garrett Shrader** have formed one of the top offensive duos in the nation.
- The pair has rushed for a combined 1,937 yards, which is the most for any two FBS teammates. The next closest are Abram Smith and Trestan Ebner from Baylor (1,656).
- The 1,937 yards would position them as the 22nd best team in total rushing yards. Overall, Syracuse ranks third in the nation in rushing (247.7/gm.).
- Shrader and Tucker have the most rushing touchdowns from scrimmage than any other pair (24). Their 26 total touchdowns from scrimmage also rank first nationally.
- With one more rushing or receiving TD by either, Shrader and Tucker will be the highest single-season scoring tandem in school history. Syracuse has had two players combine for 26 rushing and/or receiving touchdowns three times before this season (1959, 2002 and 2003).
- Shrader and Tucker are tied for 13th on the Orange's single-season touchdowns scored list with 13 apiece. In addition, Shrader is tied for sixth for most rushing TDs in a season, while Tucker is tied for 13th.

#### Syracuse Single-Season Rushing TDs

| Rk. | Player                 | Year        | Total     |
|-----|------------------------|-------------|-----------|
| 1.  | Walter Reyes           | 2003        | 20        |
| 2.  | Walter Reyes           | 2002        | 17        |
| 3.  | Eric Dungey            | 2018        | 15        |
| 4.  | Floyd Little           | 1965        | 14        |
| 5.  | James Munro            | 2001        | 14        |
| 6.  | Jim Brown              | 1956        | 13        |
| 7.  | Jim Nance              | 1964        | 13        |
| 8.  | <b>Garrett Shrader</b> | <b>2021</b> | <b>13</b> |
| 9.  | Ernie Davis            | 1961        | 12        |
| 10. | Floyd Little           | 1966        | 12        |
| 11. | Bill Hurley            | 1979        | 12        |
| 12. | Jerome Smith           | 2013        | 12        |
| 13. | George Davis           | 1949        | 11        |
| 14. | Ger Schwedes           | 1959        | 11        |
| 15. | Roger Praetorius       | 1971        | 11        |
| 16. | Delone Carter          | 2009        | 11        |
| 17. | <b>Sean Tucker</b>     | <b>2021</b> | <b>11</b> |

## 2021 SCHEDULE/RESULTS

Overall Record: 5-4 • ACC Record: 2-3

Home: 3-3 • Away: 2-1 • Neutral: 0-0 • Streak: W2

| Date            | Opponent (TV)                 | Time/Result        |
|-----------------|-------------------------------|--------------------|
| Sept. 4         | at Ohio (CBSSN)               | W, 29-9            |
| <b>Sept. 11</b> | <b>RUTGERS (ACCN)</b>         | <b>L, 7-17</b>     |
| <b>Sept. 18</b> | <b>UALBANY (ACCN)</b>         | <b>W, 62-24</b>    |
| <b>Sept. 24</b> | <b>LIBERTY (ACCN)</b>         | <b>W, 24-21</b>    |
| Oct. 2          | at Florida State * (ACCN)     | L, 30-33           |
| <b>Oct. 9</b>   | <b>WAKE FOREST * (ESPN2)</b>  | <b>L, 37-40 OT</b> |
| <b>Oct. 15</b>  | <b>CLEMSON * (ESPN)</b>       | <b>L, 14-17</b>    |
| Oct. 23         | at Virginia Tech * (RSN)      | W, 41-36           |
| <b>Oct. 30</b>  | <b>BOSTON COLLEGE * (RSN)</b> | <b>W, 21-6</b>     |
| Nov. 13         | at Louisville * (RSN)         | 12 p.m.            |
| Nov. 20         | at NC State *                 | TBA                |
| <b>Nov. 27</b>  | <b>PITTSBURGH *</b>           | <b>TBA</b>         |

\* - ACC game

Home games in **BOLD CAPS**

All times Eastern

## WHAT'S INSIDE

|                              |                          |
|------------------------------|--------------------------|
| Media Information.....2      | Player Notes.....17-20   |
| Matchup/Series History.....3 | Game Summaries.....21-22 |
| Notes.....4-10               | Stats.....23-37          |
| Team.....4                   | Long Plays.....32        |
| Offense.....5-6              | Starting Lineups.....33  |
| Defense.....7                | Scoring Drives.....34    |
| Special Teams.....8          | Conversions/TOP.....35   |
| Miscellaneous.....9-10       | Red-Zone Stats.....36    |
| Dome.....9                   | Superlatives.....37      |
| On This Date.....9           | Last Time That.....38-40 |
| Overtime History.....9       |                          |
| Orange in the NFL.....10     |                          |
| ACC Standings/Polls.....11   |                          |
| HC Dino Babers.....12-13     |                          |
| Assistant Coaches.....14     |                          |
| Depth Chart.....15           |                          |
| Start Chart.....15           |                          |
| Roster/Pronunciations.....16 |                          |

## NUMBERS TO KNOW

3

RB **Sean Tucker** ranks third in rushing yards on Syracuse's single-season record list.

4

Syracuse's defense ranks fourth in the nation in total sacks with 33.

70

Head coach **Dino Babers** will coach his 70th game at the helm of the Orange on Saturday.

1,267

RB **Sean Tucker** ranks second in the nation in rushing yards with 1,267.



## MEDIA CONTACTS

### SYRACUSE ATHLETIC COMMUNICATIONS

1301 East Colvin Street, Syracuse, NY 13244  
Office: 315-443-2608 | Web: Cuse.com



**TYLER CADY**  
Football SID  
Assistant Director/  
Athletic Communications  
(315) 443-2608 (O)  
(315) 941-6569 (C)  
tpcady@syr.edu



**Susie Mehringer**  
Assistant Director/  
Athletic Communications  
(315) 443-2608 (O)  
(315) 403-0347 (C)  
skmehringer@syr.edu



**SUE EDSON**  
Executive Sr. Associate AD/  
Chief Communications Officer  
(Credential Contact)  
(315) 443-2608 (O)  
(315) 952-4787 (C)  
sedson@syr.edu

### ACC COMMUNICATIONS

4512 Weybridge Lane, Greensboro, NC 27407  
Office: 336-854-8787 | Web: theACC.com

Amy Yakola, Chief of External Affairs  
Kevin Best, Sr. Assoc. Commissioner (Football)  
Andy Fledderjohann, Assistant Commissioner  
Steve Phillips, Editorial & Content Manager  
Justin Wilson, Director

### SOCIAL MEDIA

Join the conversation about all things Syracuse across various social media platforms, including Facebook, Twitter, YouTube, Instagram and Snapchat.



/CuseFootball  
/Cuse



@CuseFootball  
@Cuse



/Syracuse Orange



@CuseFootball  
@Cusepics



@Cusepics

## WEEKLY MEDIA SCHEDULE



- Dino Babers News Conference - 11 a.m. in Iocolano-Petty Football Complex Auditorium



- No media availability
- Deadline to request Wednesday student-athlete interviews - 11 a.m.  
*Submit requests (max. 2) to Tyler Cady (tpcady@syr.edu)*
- Game notes on Cuse.com



- Student-Athlete Interviews - 10:30 a.m.



- AmeriCU Dino Babers Radio Show  
*Live from 7 to 8:30 p.m. on TK99/105*



- No media availability



- Game #10 - Syracuse at Louisville (12 p.m., ACC Regional Sports Networks)

## GENERAL MEDIA INFORMATION

### INTERVIEWS

Interviews with all Orange student-athletes and Coach Dino Babers **MUST** be arranged through the Syracuse Athletic Communications Department. Contact Tyler Cady, Football SID, via email at tpcady@syr.edu or by calling (315) 443-2608. Please give as much advance notice as possible when requesting interviews. Personal phone numbers will not be distributed to media and student-athletes should not be contacted directly by phone, email or social media to arrange interviews or answer questions.

### CREDENTIAL REQUESTS

Season and individual game requests for working press credentials for media and professional scouts should be made online via the PressPass media credential system. Please visit [www.SportsSystems.com/Syracuse](http://www.SportsSystems.com/Syracuse) to apply for credentials. Requests should be made at least two weeks prior to the game. All media material (notes, media guides, stats) will be available digitally and will not be provided in the press box.

### MEDIA PARKING

Parking for media in the WEST Lots (Standart West and Henry) across the street from the Dome is limited. Passes are issued on a priority basis within the same guidelines as working credentials.

### MEDIA GUIDE

The 2021 media guide will be exclusively digital this season. Media can access the publication on **Cuse.com** under additional links on the football page.

### POSTGAME INTERVIEWS

All postgame media will return to in-person format, pending state, local and University guidelines.

### ACC MEDIA PORTAL

The ACC and XOS Digital have partnered to provide individual highlight packages from all ACC-controlled regular-season football games to approved TV news affiliates for the 2021 season. Upon the conclusion of each game, highlights will be available to download and use in televised news programming at no cost. Outlets may access the highlights, along with any weekly head coach press conferences, through the ACC Media Portal. This portal replaces the ACC Video Clip Service (AVCS). The use of game highlights provided through the ACC Media Portal are subject to the restrictions outlined in the ACC News Access Guidelines. Interested affiliates should email [licensing@xosdigital.com](mailto:licensing@xosdigital.com) to register for the ACC Media Portal and for additional information. Approved affiliates will receive a confirmation email along with credentials to access the portal.

### COLLEGEPRESSBOX.COM

Collegepressbox.com is the official media website for Division I football. Access and download weekly game notes, quotes, statistics, media guides, headshots, logos and more for each conference and its member schools. Register for access at [collegepressbox.com/register](http://collegepressbox.com/register).

## GAME #10 MATCHUP: LOUISVILLE

### SERIES HISTORY

- Saturday's game marks the 20th all-time meeting between Syracuse and Louisville. Seventeen of those pairings have come as conference foes first in The BIG EAST and now in the ACC. The Cardinals lead the all-time series, 12-7.
- The Orange will visit Louisville for the third-straight year, which is a first in the series that dates back to 1985. One school has hosted two straight games only one time previously - 2012 and 2014 (Syracuse). The teams did not play in 2013 when Syracuse left the BIG EAST to join the ACC.
- The winning team in five of the last eight meetings has scored 40 or more points.
- Syracuse's only game outside of North America was played against Louisville in the 1989 Coca-Cola Bowl in Tokyo.

### LAST TIME VS. LOUISVILLE

- A strong second quarter broke open a tight game as Louisville defeated Syracuse, 30-0, last season at Cardinal Stadium.
- The Cardinals led 3-0 after the first quarter, but recorded 17 points in the second quarter, which included a touchdown with 31 seconds on the clock, to take a commanding lead.
- The Orange forced three turnovers in the game, which increased their season total to 20.
- DB **Ja'Had Carter** led the Syracuse defense with eight tackles, including seven solo stops. He was one of five freshmen to start on defense for the Orange, which tied the program record for most freshmen starters on one side of the ball which was set the previous week.
- RB **Sean Tucker** rushed for 93 yards on 16 attempts.
- Louisville QB **Malik Cunningham** threw for 219 yards and one touchdown.

### SYRACUSE-LOUISVILLE CONNECTIONS

- No Syracuse player is from the state of Kentucky.
- Louisville does not have a player from New York.
- Syracuse WR **Sharod Johnson** attended the same high school as Louisville DB **Rance Conner** (Palmetto).
- Orange DB **Rob Hanna** and DB **Neil Nunn** were teammates with Louisville's DB **Derrick Edwards** at Palmetto High School.
- Syracuse LB **Mikel Jones** and Cardinals' linebacker **Zay Peterson** both played at IMG Academy.
- Orange DB **Adrian Cole** and Cardinals' LB **Dorian Jones** graduated with one another at Plantation High School.
- Louisville RB **Jawhar Jordan** transferred from Syracuse to Louisville after the 2020 season. After redshirting in 2019, he started three games last season for the Orange before suffering a season-ending injury.
- Syracuse defensive line coach **Vinson Reynolds** worked alongside Louisville assistant coach/wide receiver coach **Gunter Brewer** at Oklahoma State for two years (2008-09). Reynolds served as a graduate assistant/quality control coach for the defensive line, while Gunther was co-offensive coordinator for the Cowboys.

## SERIES CAPSULE

**Series Record:** Louisville leads, 12-7  
**at Syracuse:** Louisville leads, 5-4  
**at Louisville:** Louisville leads, 7-2  
**Neutral:** Syracuse leads, 1-0  
**Last Syracuse Win:** 2018 (54-23)  
**Last Louisville Win:** 2020 (30-0)  
**Largest SU Margin of Victory:** 48 (48-0, 1985)  
**Largest UL Margin of Victory:** 46 (56-10, 2017)

### SERIES HIGHS

**Rushing:** SU, Curtis Brinkley 33-166 (2008)  
 UL, Javian Hawkins 25-233 (2019)  
**Passing:** SU, Andrew Robinson 17-26-423 (2007)  
 UL, Brian Brohm 45-64-555 (2007)  
**Receiving:** SU, Alec Lemon 9-176 (2012)  
 UL, Harry Douglas 12-205 (2007)

### LAST 10 MEETINGS

| Year | Result | Score | Location |
|------|--------|-------|----------|
| 2010 | L      | 20-28 | H        |
| 2011 | L      | 10-27 | A        |
| 2012 | W      | 45-26 | H        |
| 2014 | L      | 6-28  | H        |
| 2015 | L      | 17-41 | A        |
| 2016 | L      | 28-62 | H        |
| 2017 | L      | 10-56 | A        |
| 2018 | W      | 54-23 | H        |
| 2019 | L      | 34-56 | A        |
| 2020 | L      | 0-30  | A        |

## TALE OF THE TAPE

| Syracuse    |                    | Louisville  |
|-------------|--------------------|-------------|
| 29.4 (55)   | Scoring Offense    | 28.8 (61)   |
| 22.6 (44)   | Scoring Defense    | 27.4 (74)   |
| 247.7 (3)   | Rushing Offense    | 205.0 (24)  |
| 125.6 (32)  | Rushing Defense    | 133.0 (42)  |
| 167.4 (117) | Passing Offense    | 237.3 (63)  |
| 191.1 (24)  | Passing Defense    | 274.6 (117) |
| 415.1 (56)  | Total Offense      | 442.3 (32)  |
| 316.7 (14)  | Total Defense      | 407.6 (86)  |
| .774 (104)  | Red Zone Offense   | .867 (51)   |
| 191 (63)    | First Downs        | 186 (77)    |
| 3.67 (4)    | Sacks/Game         | 2.78 (25)   |
| 30:59 (32)  | Time of Possession | 31:45 (23)  |

## AGAINST THE ACC

|                             | Gms        | W          | L          | T        |
|-----------------------------|------------|------------|------------|----------|
| Boston College <sup>1</sup> | 55         | 33         | 22         | 0        |
| Clemson                     | 10         | 2          | 8          | 0        |
| Duke                        | 5          | 1          | 4          | 0        |
| Florida State               | 14         | 2          | 12         | 0        |
| Georgia Tech                | 4          | 1          | 3          | 0        |
| Louisville                  | 19         | 7          | 12         | 0        |
| Miami                       | 23         | 7          | 16         | 0        |
| North Carolina              | 6          | 3          | 3          | 0        |
| NC State                    | 14         | 2          | 12         | 0        |
| Notre Dame *                | 1          | 0          | 1          | 0        |
| Pittsburgh <sup>1</sup>     | 76         | 32         | 41         | 3        |
| Virginia                    | 5          | 2          | 3          | 0        |
| Virginia Tech               | 19         | 11         | 8          | 0        |
| Wake Forest                 | 11         | 6          | 5          | 0        |
| <b>Totals</b>               | <b>262</b> | <b>109</b> | <b>150</b> | <b>3</b> |

<sup>1</sup> - Record includes 2004 win vacated by NCAA

\* - Notre Dame played as a member of the ACC in 2020

## LOUISVILLE AT A GLANCE

### 2021 SCHEDULE

|          |                  |          |
|----------|------------------|----------|
| Sept. 6  | Mississippi      | L, 24-43 |
| Sept. 11 | Eastern Kentucky | W, 30-3  |
| Sept. 18 | UCF              | W, 42-35 |
| Sept. 25 | at Florida State | W, 31-23 |
| Oct. 2   | at Wake Forest   | L, 34-37 |
| Oct. 16  | Virginia         | L, 33-34 |
| Oct. 23  | Boston College   | W, 28-14 |
| Oct. 30  | at NC State      | L, 13-18 |
| Nov. 6   | Clemson          | L, 24-30 |
| Nov. 13  | Syracuse         | 12 p.m.  |
| Nov. 18  | at Duke          | TBA      |
| Nov. 27  | Kentucky         | TBA      |

### 2021 STATISTICAL LEADERS

| Rushing       | No. | Yds | Avg. | Lg | TD |
|---------------|-----|-----|------|----|----|
| M. Cunningham | 132 | 690 | 5.2  | 51 | 15 |
| J. Mitchell   | 121 | 531 | 4.4  | 33 | 4  |

| Passing       | C-A-I     | Pct. | Yds   | TD |
|---------------|-----------|------|-------|----|
| M. Cunningham | 153-253-5 | .605 | 2,077 | 9  |
| B. Smith      | 2-3-0     | .667 | 54    | 1  |

| Receiving  | No. | Yds | Avg. | Lg | TD |
|------------|-----|-----|------|----|----|
| J. Watkins | 30  | 416 | 13.9 | 76 | 2  |
| M. Ford    | 35  | 380 | 10.9 | 35 | 1  |

| Defense  | U-A   | Total | Sacks  | TFL    |
|----------|-------|-------|--------|--------|
| C. Avery | 30-33 | 63    | 3.0-25 | 5.0-28 |
| J. Fagot | 34-20 | 54    | 6.5-19 | 2.0-10 |



### RECORD: 4-5

Home: 3-2; Away: 1-2; Neutral: 0-1

- Louisville is 4-5 overall, 2-4 in the ACC after a 30-24 setback to Clemson last Saturday.
- The Cardinals have been involved in their own share of close games as four of their contests this season have been decided by seven or less points.
- Head coach **Scott Satterfield** is in his third season at the helm of the Louisville program. He led the Cardinals to a win in the Music City Bowl in his first season in 2019. Previously, Satterfield served as head coach at Appalachian State for six years.
- QB **Malik Cunningham** makes the Louisville offense go. He has passed for 2,077 yards this season, completing 153-of-253 passes, and nine touchdowns. Cunningham is also the Cardinals' leading rusher with 690 yards on 132 carries. His 15 rushing touchdowns are tied for third in the nation.
- WR **Jordan Watkins** ranks 23rd in the ACC in receiving yards per game (46.2), while WR **Marshon Ford** leads the team with 35 receptions.
- Kei'trel Clark has three interceptions this season, which tie for third in the ACC, while **Abdullah Yasir** has 11 sacks, which tie for first in the league.

## SYRACUSE STATISTICAL RANKINGS

### 2021 TEAM

| Category (Value)                    | NCAA | ACC |
|-------------------------------------|------|-----|
| 3rd-Down Pct. (.356)                | 99   | 13  |
| Opp. 3rd-Down Pct. (.346)           | 27   | 5   |
| 4th-Down Pct. (.615)                | 38   | 2   |
| Opp. 4th-Down Pct. (.533)           | 72   | 8   |
| Blocked Kicks (0)                   | 0    | 0   |
| Blocked Kicks Allowed (2)           | 87   | 12  |
| Blocked Punts (0)                   | 0    | 0   |
| Blocked Punts Allowed(1)            | 78   | 9   |
| Completion Pct. (.536)              | 117  | 13  |
| Defensive TDs (0)                   | 0    | 0   |
| Fewest Penalties (58)               | 71   | 8   |
| Fewest Penalties Per Game (6.44)    | 72   | 8   |
| Fewest Penalty Yards (494)          | 68   | 7   |
| Fewest Penalty Yards/Game (54.89)   | 69   | 7   |
| 1st Downs Defense (165)             | 31   | 3   |
| 1st Downs Offense (191)             | 63   | 8   |
| Fumbles Lost (4)                    | 36   | 4   |
| Fumbles Recovered (2)               | 113  | 11  |
| Kickoff Return Defense (17.04)      | 13   | 4   |
| Kickoff Returns (20.92)             | 62   | 7   |
| Net Punting (33.57)                 | 127  | 14  |
| Passes Had Intercepted (5)          | 26   | 4   |
| Interceptions (3)                   | 119  | 13  |
| Passing Offense (167.4)             | 117  | 14  |
| Passing Defense (191.1)             | 24   | 3   |
| Yards Per Completion (12.56)        | 52   | 9   |
| Punt Return Defense (7.11)          | 58   | 7   |
| Punt Returns (11.20)                | 32   | 4   |
| Red Zone Defense (.812)             | 52   | 8   |
| Red Zone Offense (.774)             | 104  | 13  |
| Rushing Defense (125.6)             | 32   | 4   |
| Rushing Offense (247.7)             | 3    | 1   |
| Sacks Allowed Per Game (2.11)       | 60   | 5   |
| Scoring Defense (22.6)              | 44   | 5   |
| Scoring Offense (30.5)              | 55   | 7   |
| TFLs Allowed Per Game (4.78)        | 55   | 6   |
| Passing Efficiency (117.41)         | 110  | 13  |
| Passing Efficiency Defense (134.28) | 71   | 8   |
| Sacks Per Game (3.67)               | 4    | 1   |
| TFLs Per Game (7.2)                 | 8    | 1   |
| Time of Possession (30:59)          | 32   | 4   |
| Total Defense (316.7)               | 14   | 1   |
| Total Offense (415.1)               | 56   | 8   |
| Turnover Margin (-.44)              | 103  | 12  |
| Turnovers Gained (5)                | 129  | 14  |
| Turnovers Lost (9)                  | 26   | 2   |
| Winning Percentage (.556)           | 52   | 6   |

### 2021 INDIVIDUAL (Top 15)

| Category (Value)               | NCAA | ACC |
|--------------------------------|------|-----|
| <b>Sean Tucker, RB</b>         |      |     |
| All-Purpose Yards (167.22)     | 2    | 1   |
| Rushing Yards (1,267)          | 2    | 1   |
| Rushing Yards per game (140.8) | 2    | 1   |
| Total Touchdowns (13)          | 14   | 3   |
| Rush Yards Per Carry (6.30)    | 14   | 2   |
| <b>Garrett Shrader, QB</b>     |      |     |
| Rushing TDs (13)               | 8    | 2   |
| Total Touchdowns (13)          | 14   | 3   |
| <b>Cody Roscoe, DL</b>         |      |     |
| Sacks (.89)                    | 11   | 1   |
| <b>Trebor Pena, WR</b>         |      |     |
| Combined Kick Returns (552)    | 7    | 2   |

## GAME NOTES: TEAM

### A WIN WOULD ...

- Improve **Dino Babers'** record to 30-40 as head coach of the Orange.
- Make Syracuse bowl eligible for the second time under the direction of head coach **Dino Babers**.
- Give Syracuse its 742nd all-time victory (includes 11 wins from 2004-06 that were vacated by the NCAA). The Orange currently rank 22nd on the FBS ledger of winningest programs. Syracuse is one of 31 FBS schools to have accumulated 700+ wins.

### BYE, BYE, BYE

- Since 2009, Syracuse is 11-8 in games when it has an additional week to prepare, including a 7-8 record in regular-season games after a bye. The Orange's other four victories in that time are bowl wins that followed the 2010, 2012, 2013 and 2018 campaigns.
- Head coach **Dino Babers** has won two of his last-four games with an additional week of preparation. The 2018 Orange defeated West Virginia (Camping World Bowl) and North Carolina in 2018, but lost to NC State in 2019 on a Thursday night contest following a bye weekend and lost to Duke last season.

### NON-CONFERENCE SUCCESS

- Syracuse played its final non-conference game on the 2021 schedule against Liberty. The Orange posted a record of 3-1 in its non-conference schedule.
- The 3-1 mark against non-league opponents during the regular season equals the best mark under head coach **Dino Babers**. The Orange also posted 3-1 non-conference records in 2018 and 2019.
- Last season, Syracuse played just one non-league game due to the Covid-19 pandemic.
- 'Cuse is 9-4 in its 13 home non-league games under Babers.
- Under Babers, Syracuse has outscored its non-conference opponents in the Loud House, 507-270.

### BABERS RISING IN THE RANKS

- Saturday's game will be head coach **Dino Babers'** 70th at Syracuse, which ranks as the sixth-most games coached at SU (behind Ben Schwartzwalder - 247, Paul Pasqualoni - 167, Dick MacPherson - 116, Frank Maloney - 78, Frank O'Neill - 77).
- Babers coached the 122nd game of his career against Boston College. In his eight-plus seasons as a sideline leader at Eastern Illinois, Bowling Green and Syracuse, Babers holds an overall record of 66-56 (.541).

### ORANGE NAME TEAM CAPTAINS

- Senior **Chris Elmore** (offense), sophomore **Mikel Jones** (defense) and redshirt sophomore **Cooper Lutz** (special teams) will serve as team captain for the remainder of the season.
- The Orange had named individual game captains for the first six contests of the year.

### HONORING FLOYD

- Syracuse honored the life and legacy of Floyd Little during a halftime ceremony at the Clemson game.
- Syracuse is wearing a special patch this season honoring Little.
- The NFL and College Football Hall of Fame inductee passed away on Jan. 1, 2021.
- A three-time All-American for the Orange from 1964-66, Little rushed for 2,704 yards and scored 46 touchdowns. He was also a standout return man who led the nation in all-purpose yards (1,990) and punt return average (23.5) as a junior in 1965.
- In nine seasons (1967-75) with the Denver Broncos, he amassed more than 12,000 all-purpose yards and was a five-time Pro Bowl pick.

### HOME SWEET HOME

- Under **Dino Babers**, Syracuse is 19-17 at home. Home field success has been a staple at all three of his coaching stops, with Babers' teams combining to go 37-22 when defending their home field.
- The Orange were undefeated in the Loud House in 2018, going 6-0 in the building. The 2018 campaign was SU's fourth perfect home season since 1980; the three previous unbeaten campaigns (all 6-0) were in 1987, 1988 and 2001.

### INTERNATIONAL FLAVOUR

- The Orange roster features seven players born outside the United States, including four from Canada.
- Syracuse ranks third for the most foreign-born players on their FBS roster. UConn leads the way with 11.

### Syracuse Foreign-Born Players

| Name, Pos.            | Country     |
|-----------------------|-------------|
| Damien Alford, WR     | Canada      |
| Matthew Bergeron, OL  | Canada      |
| Geoff Cantin-Arku, LB | Canada      |
| Adrian Cole, DB       | Puerto Rico |
| Kingsley Jonathan, DL | Nigeria     |
| Maximilian Mang, TE   | Germany     |
| Mark Petry, OL        | Germany     |

## GAME CAPTAINS

| Opponent            | Offense                | Defense                 | Special Teams  |
|---------------------|------------------------|-------------------------|----------------|
| Ohio .....          | Sharod Johnson .....   | Curtis Harper .....     | Aaron Bolinsky |
| Rutgers .....       | Taj Harris .....       | Josh Black .....        | AJ Calabro     |
| Albany .....        | Tommy Devito .....     | Cody Roscoe .....       | Andre Szmyt    |
| Liberty .....       | Airon Servais .....    | McKinley Williams ..... | Eric Coley     |
| Florida State ..... | Dakota Davis .....     | Mikel Jones .....       | Cooper Lutz    |
| Wake Forest .....   | Matthew Bergeron ..... | Kingsley Jonathan ..... | Chris Elmore   |
| Season .....        | Chris Elmore .....     | Mikel Jones .....       | Cooper Lutz    |



## GAME NOTES: OFFENSE

### SEE THE ORANGE RUN

- Syracuse is third in the nation and first in the ACC in rushing offense (247.7 ypg).
- The Orange have the second-most rushes from scrimmage of 10+ yards (76), 20+ yards (24) and 40+ yards (8) in the nation. In addition, Syracuse's 11 30+ yard runs tie for fourth nationally.

### TUCKER FASTEST TO 1,000

- RB **Sean Tucker** surpassed 1,000 yards rushing this season with his performance at Virginia Tech. He has 1,267 yards on 201 carries this season.
- It marks the 17th time in program history a player has rushed for 1,000 yards in a season. Tucker is the 13th player to accomplish the feat.
- He joins Joe Morris as the only two players in school history to have 1,000 yards rushing after eight games. Morris had 1,022 in 1979 when he set the 'Cuse single-season rushing record.
- He already ranks third on Syracuse's single-season rushing record list. Tucker needs 80 yards to surpass Walter Reyes for second place and 106 to break the school record of 1,372 set by Joe Morris in 1979.

### Tracking 'Cuse Single-Season Rushing Leaders

| Rk. Player             | Through 9 Games | Total |
|------------------------|-----------------|-------|
| 1. Sean Tucker (2021)  | 1,267           |       |
| 2. Joe Morris (1979)   | 1,114           | 1,372 |
| 3. Walter Reyes (2003) | 1,055           | 1,347 |
| 4. Floyd Little        | 996             | 1,067 |
| 5. Jim Brown (156)     | 986             | 986   |

### A STAR IS BORN

- Freshman RB **Sean Tucker** ranks as one of the top offensive players in the nation.
- Tucker ranks in the top 15 in five different categories in the latest NCAA FBS statistics.
- He ranks second in the country in rushing yards with 1,267.
- Tucker also ranks second nationally in all-purpose yards (167.22) and rushing yards per game (140.8).

#### Tucker In The NCAA Rankings

| Category            | Ranking | Stat   |
|---------------------|---------|--------|
| Rushing Yards       | 2       | 1,267  |
| Rushing Yards/Gm    | 2       | 140.8  |
| Rushing Yards/Carry | 14      | 6.30   |
| All-Purpose Yards   | 2       | 167.22 |
| Total Touchdowns    | 14      | 13     |

### TUCKER IN RARE COMPANY

- RB **Sean Tucker** has 1,505 scrimmage yards, 13 touchdowns and averages 6.9 yards per touch.
- Only five other Power 5 players since 2010 to do that through nine games are Oregon State's Brandin Cooks (2013), Wisconsin's Melvin Gordon (2014), Oregon's Royce Freeman (2015) and LSU's Leonard Fournette (2015), according to ESPN's David Hale and ESPN Stats and Info.

### TUCKER ACROSS THE CENTURY MARK

- RB **Sean Tucker** rushed for a career-high 207 yards against Boston College. It's his seventh consecutive 100+ yard performance, which is a school record.
- He is the 10th player in program history to rush for 200+ yards in a game.
- Tucker has eight 100+ rushing totals in nine games, which is a single-season school record.
- It marked the 11th 100-yard rushing game in 18 career games for Tucker. He is now tied for sixth on Syracuse's leader list for career 100-yard rushing games.

#### Most Career 100-Yard Games

| No.   | Player        | Total     |
|-------|---------------|-----------|
| 1. 22 | Joe Morris    | 1978-81   |
| 2. 15 | Larry Csonka  | 1965-67   |
| 3. 14 | Walter Reyes  | 2001-04   |
| 4. 13 | Floyd Little  | 1964-66   |
| 13    | James Mungro  | 1998-01   |
| 6. 11 | Jim Brown     | 1954-56   |
| 11    | Delone Carter | 2006-10   |
| 11    | Ernie Davis   | 1959-61   |
| 11    | Sean Tucker   | 2020-PRES |

### THE 100/100 CLUB

- RB **Sean Tucker** became the first Syracuse player to record 100+ yards rushing and receiving in the same game in the Orange's win against UAlbany.
- Tucker rushed for 132 yards on 13 carries and caught three passes for 121 yards. He averaged 10.2 yards per carry and 40.3 yards per catch.
- He recorded career highs in rushing TDs (4), receptions (3) and receiving yards (121). He also recorded a career-long rush (56) and reception (72).
- Tucker scored five touchdowns against UAlbany, which tie for second on Syracuse's single-game record list, behind Jim Brown.
- He was named to Pro Football Focus' team of the week at running back following his performance.

### PLEASED WITH HIS PERFORMANCE

- RB **Sean Tucker** only played in nine of the Orange's 11 games last season, but he posted one of the top freshman campaigns for a running back in program history.
- He had 626 yards on the ground, third-most by a Syracuse freshman.
- All-time leading rusher and Syracuse great Joe Morris leads the category with the only 1,000-yard season by an SU freshman, and averaged 91 yards per game, but Tucker (69.6) has the next-highest yards per game average among the group.

#### Syracuse Freshman Rushing Leaders

| Rk. Player (Games)       | Year | Yards |
|--------------------------|------|-------|
| 1. Joe Morris (11)       | 1978 | 1,001 |
| 2. Delone Carter (12)    | 2006 | 713   |
| 3. Sean Tucker (9)       | 2020 | 626   |
| 4. Jordan Fredricks (12) | 2015 | 607   |
| 5. Damien Rhodes (12)    | 2002 | 568   |

## CONSECUTIVE GAMES PLAYED WITH A RECEPTION

| Name                 | Streak | 2021 Rec. | Career Rec. | Started |
|----------------------|--------|-----------|-------------|---------|
| Damien Alford, WR    | 7      | 9         | 10          | 9/18/21 |
| Courtney Jackson, WR | 5      | 28        | 30          | 10/2/21 |
| Sharod Johnson, WR   | 5      | 13        | 25          | 10/2/21 |
| Devaughn Cooper      | 5      | 11        | 52^         | 10/2/21 |

^ Includes UTEP/Arizona State

## QUICK FACTS

### GENERAL INFORMATION

|                        |                                    |
|------------------------|------------------------------------|
| Location               | Syracuse, N.Y.                     |
| Founded                | 1870                               |
| Enrollment             | 14,479 (undergrad), 21,322 (total) |
| Color                  | Orange                             |
| Chancellor & President | Kent Syverud                       |
| Director of Athletics  | John Wildhack                      |

### COACHING STAFF

|                    |                   |
|--------------------|-------------------|
| Head Coach         | Dino Babers       |
| Alma Mater         | Hawaii '84        |
| Career Record      | 66-56 (10th year) |
| Record at Syracuse | 29-40 (6th year)  |

|                 |                          |
|-----------------|--------------------------|
| Sterlin Gilbert | Off. Coord./Quarterbacks |
| Tony White      | Defensive Coordinator    |
| Chris Achuff    | Linebackers              |
| Reno Ferri      | Tight Ends               |
| Mike Lynch      | Running Backs            |
| Nick Monroe     | Safeties/Nickelbacks     |
| Vinson Reynolds | Defensive Line           |
| Terrence Samuel | Wide Receivers           |
| Mike Schmidt    | Offensive Line           |
| Chip West       | Cornerbacks              |

### PLAYER INFORMATION

|                          |       |
|--------------------------|-------|
| Lettermen Returning/Lost | 44/13 |
| Offense                  | 22/5  |
| Defense                  | 21/7  |
| Specialists              | 1/1   |

### RETURNING STARTERS

**Offense (8):** OL Matthew Bergeron (So.), OL Dakota Davis (R-Jr.), FB/TE Chris Elmore (Sr.), WR Anthony Queeley (R-So.), RB Sean Tucker (Fr.), OL Airon Servais (R-Sr.), OL Darius Tisdale (R-Jr.), OL Carlos Vetorello (R-So.)

**Defense (10):** NT Josh Black (R-Sr.), LB Geoff Cantin-Arku (So.), DB Ja'Had Carter (Fr.), DB Aman Greenwood (Fr.), DB Rob Hanna (Fr.), DE Kingsley Jonathan (R-Sr.), LB Mikel Jones (So.), LB Stefon Thompson (Fr.), DB Garrett Williams (R-Fr.), DT McKinley Williams (R-Sr.),

**Specialists (2):** LS Aaron Bolinsky (Jr.), PK Andre Szmyt (R-Jr.)

### TEAM HISTORY

|                        |            |
|------------------------|------------|
| First Year of Football | 1889       |
| All-Time Record *      | 741-562-49 |
| ACC Record             | 21-50      |
| Bowl Appearances       | 26         |
| Bowl Record            | 16-9-1     |

\* - Includes 11 wins from 2004-06 vacated by NCAA

## CHARTING THE OFFENSE

### 100-YARD RUSHING GAMES

| Name            | 2021 | Career |
|-----------------|------|--------|
| Sean Tucker     | 8    | 11     |
| Garrett Shrader | 3    | 4*     |
| Cooper Lutz     | 0    | 1      |
| Jarveon Howard  | 0    | 1      |

### 300-YARD PASSING GAMES

| Name | 2021 | Career |
|------|------|--------|
|------|------|--------|

### 100-YARD RECEIVING GAMES

| Name        | 2021 | Career |
|-------------|------|--------|
| Sean Tucker | 1    | 1      |

\* Includes Mississippi State

## SYRACUSE'S RECORD

|                                    |          |       |
|------------------------------------|----------|-------|
| September.....                     | 3-1..... | .750  |
| October.....                       | 2-3..... | .400  |
| November.....                      | 0-0..... | .000  |
| Thursday games.....                | 0-0..... | .000  |
| Friday games.....                  | 1-1..... | .500  |
| Saturday games.....                | 4-3..... | .571  |
| ACC home games.....                | 1-2..... | .333  |
| ACC road games.....                | 1-1..... | .500  |
| Non-conference home games.....     | 2-1..... | .667  |
| Non-conference road games.....     | 1-0..... | 1.000 |
| Ranked home games.....             | 0-1..... | .000  |
| Ranked road games.....             | 0-0..... | .000  |
| Games decided 1-8 points.....      | 2-3..... | .400  |
| Games decided 9-20 points.....     | 2-1..... | .667  |
| Games decided by 21+ points.....   | 1-0..... | 1.000 |
| When scoring 0-10 points.....      | 0-1..... | .000  |
| When scoring 11-19 points.....     | 0-1..... | .000  |
| When scoring 20-29 points.....     | 3-0..... | 1.000 |
| When scoring 30-39 points.....     | 0-2..... | .000  |
| When scoring 40+ points.....       | 2-0..... | 1.000 |
| When allowing 0-10 points.....     | 2-0..... | 1.000 |
| When allowing 11-19 points.....    | 0-2..... | .000  |
| When allowing 20-29 points.....    | 2-0..... | 1.000 |
| When allowing 30-39 points.....    | 1-1..... | .500  |
| When allowing 40+ points.....      | 0-1..... | .000  |
| Day games (before 6 p.m.).....     | 3-3..... | .500  |
| Night games (6 p.m. or later)..... | 2-1..... | .667  |
| Scoring first.....                 | 3-0..... | 1.000 |
| Opponent scores first.....         | 2-4..... | .333  |
| Leading after 1st quarter.....     | 3-2..... | .600  |
| Tied after 1st quarter.....        | 1-2..... | .500  |
| Trailing after 1st quarter.....    | 0-1..... | .000  |
| Leading at halftime.....           | 3-1..... | .750  |
| Tied at halftime.....              | 0-1..... | .000  |
| Trailing at halftime.....          | 2-2..... | .500  |
| Leading after 3rd quarter.....     | 4-1..... | .800  |
| Tied after 3rd quarter.....        | 0-0..... | .000  |
| Trailing after 3rd quarter.....    | 1-3..... | .250  |
| No turnovers.....                  | 3-0..... | 1.000 |
| One turnover.....                  | 1-3..... | .250  |
| More than one turnover.....        | 1-1..... | .500  |
| No takeaways.....                  | 2-2..... | .500  |
| One takeaway.....                  | 3-1..... | .750  |
| More than one takeaway.....        | 0-1..... | .000  |
| Time of possession > 30:00.....    | 3-2..... | .600  |
| Time of possession < 30:00.....    | 2-2..... | .500  |
| With 100-yard rusher.....          | 5-3..... | .625  |
| With 100-yard receiver.....        | 0-1..... | .000  |
| With 300-yard passer.....          | 0-0..... | .000  |

## GAME NOTES: OFFENSE

### SHRADER JOINS ELITE COMPANY

- QB **Garrett Shrader** has rushed for 670 yards this season, which is the fourth-highest total among FBS quarterbacks.
- He has three 100+ yard rushing performances this season, which is one shy of the single-season school record for most 100-yard games for a quarterback.
- Shrader scored one touchdown in Syracuse's win against Boston College, giving him 13 rushing TDs this season. That total ties for eighth in the nation and ranks second among quarterbacks behind Louisville's Malik Cunningham.
- Earlier this season, Shrader became just the third Syracuse quarterback since 1979 to post back-to-back 100-yard rushing games (Florida State, Wake Forest). Bill Hurley was the first to accomplish the feat in 1979 (Northwestern, Washington State), while Eric Dungey matched Hurley's performance in 2017 (Miami, Florida State).
- Shrader has two of the top 21 ACC quarterback single-game rushing performances.

### SERVAIS STANDS ALONE

- Redshirt-senior OL **Airon Servais** has started 57-straight games, which is the longest streak in the nation. His 57 starts are the most in program history.
- The previous record was held by Orange QB Donovan McNabb, who made 49 from 1995-98.
- Servais has started every game in which he has played, a streak that started in 2017.
- He has made starts at center, left tackle and right tackle during his career.

### ORANGE DIG THE LONG BALL

- A good portion of Syracuse's scoring since the start of 2019 has come by virtue of big plays in the passing game.
- In all, 37.8 percent (17-of-45) of Syracuse's passing touchdowns in the span were from 40+ yards out and 13 covered more than 50 yards.
- The average length of the Orange's receiving touchdowns since the start of 2019 is 33.2 yards.
- WR Taj Harris (94, 79, 69, 47, 46), TE **Luke Benson** (70, 53), RB **Sean Tucker** (72), WR **Damien Alford** (73, 45), WR **Trebor Pena** (62), WR Trishton Jackson (85, 59, 52, 46), and WR Nykeim Johnson (83, 60, 43) were the recipients of Syracuse's long-distance passing scores in the last-three seasons.
- Including rushing touchdowns, 44 of Syracuse's 93 (47.3 pct.) total offensive TDs since 2019 have been scored from outside the red zone.

### STANDING TALL

- Syracuse has allowed a total of six sacks in its five victories this season.
- Overall, the Orange have allowed 19 sacks, six of which came in their loss to Rutgers.
- It's a trend that started last season when Syracuse allowed an average of 2.7 sacks over the final nine games of the season.
- The Orange rank fifth in the ACC in sacks allowed (2.11) after finishing last in the league a year ago in that category.
- In 2020, Syracuse finished 118th nationally with 3.45 sacks per game and allowed seven-or-more in three contests.

### PROTECTING THE POCKET

- Syracuse has eight players on its roster that started a game at offensive line at the FBS level: **Airon Servais** (57), **Carlos Vettorello** (31), **Matthew Bergeron** (25), **Dakota Davis** (21), **Darius Tisdale** (13), **Chris Bleich** (15), **Kalan Ellis** (3) and FB **Chris Elmore** had started eight games at offensive guard last season.
- The Orange's 168 combined total offensive line starts ranks just outside the top-10 in total starts at the FBS level. Only 10 schools have 160+ starts on their roster.
- Syracuse's seven linemen with at least one start at the FBS level on the offensive line ranked 15th nationally heading into the season.
- The unit has been instrumental in 'Cuse's ground game, which ranks third in the nation, averaging 247.7 yards per game.

### ELMORE DOES IT ALL

- TE/FB/OL **Chris Elmore**, who has played in 52 games the past four-plus seasons on offense and started on the offensive line in eight games last season and played on defense in 2019, returned to fullback for 2021.
- He made his season debut at Florida State.
- Elmore also saw field time as a reserve nose tackle in seven games in 2019. It wasn't a new position for Elmore, who set the Illinois state record with 44 career sacks as a standout defensive lineman at Chicago's Phillips Academy.
- In his Syracuse career, he's started at offensive line, played 76 defensive snaps and scored three rushing touchdowns as a fullback.

### JACKSON TRENDING UP

- WR **Courtney Jackson** has become a frequent target over the last five games.
- During that stretch, Jackson is averaging 4.6 receptions per game.
- He had a career-high six catches at Florida State before bettering that number at Virginia Tech with seven receptions.
- Jackson recorded his first receiving touchdown against the Hokies.
- He has caught at least one pass in each of the past five games and leads the team in receptions with 28 and receiving yards with 297. Both totals are career highs.

### ACC LEADERS

- Syracuse's rushing game leads the ACC, averaging 247.7 yards per game.
- RB **Sean Tucker** leads the league in rushing yards (1,267), yards per game (140.8) and all-purpose yards (167.2).
- QB **Garrett Shrader** and Tucker are tied for fifth in points (78) and third in touchdowns (13).

## GAME NOTES: DEFENSE

### STINGY ON DEFENSE

- Syracuse is ranked 14th in the nation and leads the ACC in total defense. The Orange are giving up 316.7 yards per game.
- Cuse is on pace for its best defensive performance since 2010 when it allowed just 301.5 yards per game.
- The Orange have not held their opponents to less than 400 yards per game since 2014.
- Syracuse has held its opponents to less than 100 yards rushing four times in nine games this season.
- The Orange did not allow a touchdown against Boston College, marking the second time this season they have accomplished the feat.
- Syracuse has shut out its opponents in 11 of 36 quarters (.306 percent) this season.

### THE HEAT IS ON

- Syracuse is fourth in the FBS and first in the ACC in sacks with 33.
- The 33 sacks in nine games tie for ninth on the Orange's single-season record list. It's the most sacks for Syracuse since 2018 when it set the all-time mark with 43.
- DL **Cody Roscoe** recorded three sacks against UAlbany, while DL **Kingsley Jonathan** had three sacks against Boston College. The pair are tied for 12th for the most sacks in a FBS game this season.
- Roscoe is tied for the top spot in the ACC with eight sacks. **Stefon Thompson** is sixth with six and ranks second among the league's linebackers.
- The Orange have four players in the top 20 in the ACC in sacks. Syracuse is the only school in the league that can make that claim.

#### Syracuse Single-Season Sacks

| Rk. | Sacks     | Year        |
|-----|-----------|-------------|
| 1.  | 43        | 2018        |
| 2.  | 41        | 1985        |
| 3.  | 40        | 2001        |
| 4.  | 37        | 2013        |
| 5.  | 35        | 1983        |
|     | 35        | 2009        |
| 7.  | 34        | 1991        |
|     | 34        | 2006        |
| 9.  | 33        | 1987        |
|     | 33        | 1997        |
|     | <b>33</b> | <b>2021</b> |

### BEHIND THE LINE

- Senior DL **Cody Roscoe** is tied for 15th nationally and tied for first in the ACC in total tackles for loss with 11.0.
- Roscoe and the Orange are eighth in the nation in tackles for loss, averaging 7.2 per game.
- Syracuse recorded 14.0 tackles for loss in its victory against UAlbany. That total is tied for the fourth-highest in FBS football this season and matched the most for the team in the **Dino Babers'** era.
- The Orange are one of only three schools with 13 or more TFLs in multiple games this season.
- Syracuse recorded 13 TFLs against Rutgers, which is now tied for 11th-most in a FBS game in 2021.

### WILLIAMS BREAKIN' UP

- DB **Garrett Williams** ranks 15th in the nation in passes defended per game. His 1.14 average ranks second among ACC defenders.
- Williams has recorded eight pass break ups this season, which lead the Orange.
- In seven games, Williams has recorded 39 tackles, including five tackles behind the line of scrimmage.

### TAKETH AWAY

- Syracuse had the third-most takeaways in the FBS last season, with 24, finishing in the top-12 nationally in the statistic for the third-straight season after ending up third in 2018 (31), 12th in 2019 (25) and third in 2020 (24).
- Since the 2017 season finale against Boston College, the Orange have registered at least one takeaway in 39 out of 45 games.
- In all, Syracuse has gained 86 turnovers (39 fumble recoveries, 47 INTs) during that time, an average of 1.9 per contest.

### TURNOVER TALE

- Cuse has won the takeaway battle in 26 of its last 46 games (eight of the remaining 19 were even).
- Syracuse has ranked in the top-15 in turnover margin to conclude each of the last-three seasons, the only FBS program to do so.
- Since the start of the 2018 season, Syracuse's 85 takeaways rank sixth among FBS schools.

#### Turnovers Gained (Since start of 2018)

| Rk. | Team            | Takeaways |
|-----|-----------------|-----------|
| 1.  | Clemson         | 89        |
|     | Iowa            | 89        |
|     | Cincinnati      | 89        |
| 4.  | UCF             | 87        |
| 5.  | Alabama         | 86        |
| 6.  | <b>Syracuse</b> | <b>85</b> |

### ROSCOE ON SACK ATTACK

- Senior DL **Cody Roscoe** ranks 10th in the nation in total sacks with 8.0.
- He has recorded a sack in six of nine games this season.
- Roscoe needs two more sacks to join Syracuse's single-season top 10 list.

### JONES ON THE TACKLE

- Sophomore LB **Mikel Jones** ranks second in the ACC and 26th in the nation in solo tackles (5.1).
- He also ranks third in the ACC in total tackles 79, which tie for 33rd nationally.
- Jones tied his season-high with 11 tackles, including 10 solo stops, against Clemson. It was the fourth time in 2021 and sixth in his career that he posted double-digit tackles in a game.

### CHESTNUT GETS THE CALL

- Freshman DB **Duce Chestnut** joined rare company in his collegiate debut at Ohio.
- Chestnut became the first true freshman defensive back to start a season opener since Andre Cisco in 2018. Prior to Cisco, the last defensive back to start the season opener as a true freshman was Markus Paul in 1985.
- Chestnut finished the day with eight tackles, including five solo, 0.5 tackle for loss and one interception, which he returned for 23 yards. He was honored as the ACC co-Rookie of the Week for his performance.
- He is tied for seventh in the ACC in interceptions (2) and passes defended (7).
- Syracuse has started a true freshman in four of head coach Dino Babers' six seasons on defense in the season opener (Kendall Coleman, 2016, Andre Cisco 2018, Stefon Thompson 2020, Chestnut, 2021).

## FUTURE SCHEDULES

#### 2022

Sept. 10 at UConn  
Sept. 17 vs. Purdue  
Sept. 24 vs. Wagner  
TBD vs. Notre Dame

**ACC Home Games:** Florida State, Louisville, NC State, Virginia. **ACC Away Games:** Boston College, Clemson, Pittsburgh, Wake Forest.

#### 2023

Sept. 2 vs. Colgate  
Sept. 9 vs. Western Michigan  
Sept. 16 at Purdue  
Sept. 23 vs. Army West Point

**ACC Home Games:** Boston College, Clemson, Pittsburgh, Wake Forest. **ACC Away Games:** Florida State, Louisville, North Carolina, NC State.

#### 2024

Aug. 31 vs. Ohio  
Sept. 21 at Army West Point

**ACC Home Games:** Florida State, Louisville, Miami, NC State. **ACC Away Games:** Boston College, Clemson, Pittsburgh, Wake Forest.

#### 2025

Aug. 30 vs. Tennessee (in Atlanta, GA)  
Sept. 6 vs. UConn  
Sept. 27 vs. Army West Point  
TBD at Notre Dame

#### 2026

Sept. 5 vs. New Hampshire  
Sept. 26 at Army West Point  
Oct. 3 vs. UConn  
TBD at Notre Dame

#### 2027

Nov. 6 at UConn

#### 2029

vs. Morgan State

## CHARTING THE DEFENSE

### 10+ TACKLES GAMES

| Name                   | 2021   | Career |
|------------------------|--------|--------|
| Mikel Jones.....       | 4..... | 6      |
| Marlowe Wax .....      | 1..... | 1      |
| Ja'Had Carter .....    | 0..... | 1      |
| Rob Hanna .....        | 0..... | 1      |
| Geoff Cantin-Arku..... | 0..... | 1      |

### MULTIPLE SACK GAMES

| Name                    | 2021   | Career |
|-------------------------|--------|--------|
| Cody Roscoe .....       | 2..... | 2      |
| Stefon Thompson .....   | 2..... | 2      |
| Kingsley Jonathan ..... | 1..... | 2      |
| Marlowe Wax .....       | 1..... | 2      |
| Josh Black .....        | 0..... | 2      |
| Geoff Cantin-Arku.....  | 0..... | 1      |

## HONOR ROLL

|                          |  |
|--------------------------|--|
| <b>Darian Chestnut</b>   | <i>The Athletic</i> Freshman All-American<br>ACC co-Rookie of the Week (9/7)<br>247Sports True Freshman of the Week (9/7)<br>Pro Football Focus True Freshman of the Week (9/7)<br><i>The Athletic</i> Freshman All-American   |
| <b>Kingsley Jonathan</b> | Wuerffel Trophy Watch List<br>Campbell Trophy Semifinalist<br>Witten Award Nominee   |
| <b>Courtney Jackson</b>  | ACC Specialist of the Week (11/1)  |
| <b>Mikel Jones</b>       | Butkus Award Watch List<br>ACC Linebacker of the Week (9/13)   |
| <b>Cody Roscoe</b>       | AP Midseason All-America<br>ACC Defensive Lineman of the Week (9/27)   |
| <b>Sean Tucker</b>       | AP Midseason All-America<br><i>The Athletic</i> Midseason All-America Second Team<br>Doak Walker Award Watch List<br>Maxwell Award Semifinalist<br>Pro Football Focus Team of the Week (9/20)<br>ACC Running Back of the Week (10/11)<br>ACC Running Back of the Week (10/18)<br>ACC Running Back of the Week (11/1) |
| <b>Andre Szmyt</b>       | Burlsworth Trophy Nominee  |

## ORANGE IN THE NFL

| Name                  | Pos. | Team                 |
|-----------------------|------|----------------------|
| Andre Cisco           | S    | Jacksonville Jaguars |
| Cody Conway (IR)      | OL   | Denver Broncos       |
| Riley Dixon           | P    | New York Giants      |
| Zaire Franklin        | LB   | Indianapolis Colts   |
| Trishton Jackson (PS) | WR   | Minnesota Vikings    |
| Chandler Jones        | OLB  | Arizona Cardinals    |
| Ifeatu Melifonwu (IR) | CB   | Detroit Lions        |
| Justin Pugh           | OG   | Arizona Cardinals    |
| Alton Robinson        | DE   | Seattle Seahawks     |
| Trill Williams        | DB   | Miami Dolphins       |

## GAME NOTES: SPECIAL TEAMS

### SZMYT STANDS ALONE

- Junior K **Andre Szmyt** is Syracuse's all-time scoring leader with 344 points.
- Szmyt hit both of his PAT attempts against Clemson to take over the top spot on the 'Cuse career ledger. He entered the game tied with Nate Trout for the top spot with 334 points.
- Szmyt also climbed past Trout to the No. 1 spot on Syracuse's all-time leader list for kicking points.
- Szmyt and Trout are the only players in program history to record 300 or more career points.
- Szmyt ranks 12th among active players in points per game (7.8).

### SZMYT SETS SCHOOL RECORD

- PK **Andre Szmyt** is Syracuse's all-time leader in career field goals with 63.
- He recorded two field goals against UAlbany to increase his career total to 60, surpassing the previous record of 59 held by Cole Murphy (2014-17).
- Szmyt has at least one made field goal in 34 of his 45 career games and has booted multiple field goals on 24 occasions.
- Szmyt recorded his first game-winning field goal in the final minute against Liberty.
- He is seventh among active players and is third in the ACC in career field goals made with 63.
- Michigan State's Matt Coughlin leads all active players with 74 made field goals.

### NEXT IN LINE

- Freshman P **James Williams** made his debut in the season opener at Ohio. He has punted 39 times in eight games, averaging 38.44 yards per punt. Nine of his punts, including four against Clemson, have pinned the opponent inside the 20 yard line.
- Syracuse's last three starting punters have all gone on to NFL careers, and Syracuse will be seeking to add to that list with who is tabbed to handle punting duties in 2021.
- Nolan Cooney** went on to sign a free agent deal with the New Orleans Saints this spring after his one season at the helm of the position.
- Sterling Hofrichter** was the third Syracuse punter drafted (selected by the Atlanta Falcons in 2020) and second in the last-six years after current Giants' punter **Riley Dixon** was selected by the Broncos in the seventh round in 2016.
- Syracuse and Texas A&M are the only two schools to have multiple punters selected in the NFL Draft in the last 15 years.
- Williams missed the Florida State game. Freshman **Ian Hawkins** made his collegiate debut in his place.

## 2021 SPECIAL TEAMS TACKLES

| Name              | Total | KO | Punt |
|-------------------|-------|----|------|
| Geoff Cantin-Arku | 7     | 4  | 3    |
| Marlowe Wax       | 6     | 4  | 2    |
| Cooper Lutz       | 5     | 3  | 2    |
| Mikel Jones       | 4     | 1  | 3    |
| Stefon Thompson   | 4     | 4  | 0    |
| Abdul Adams       | 3     | 3  | 0    |
| AJ Calabro        | 3     | 3  | 0    |
| Luke Benson       | 2     | 2  | 0    |
| Ben Labrosse      | 2     | 2  | 0    |
| Ja'Had Carter     | 1     | 1  | 0    |
| Justin Barron     | 1     | 1  | 0    |
| Garrett Williams  | 1     | 0  | 1    |
| Adrian Cole       | 1     | 1  | 0    |
| Maximilian Mang   | 1     | 0  | 1    |
| Aaron Bolinsky    | 1     | 0  | 1    |
| Neil Nunn         | 1     | 1  | 0    |
| Chris Elmore      | 1     | 0  | 1    |
| Steve Linton      | 1     | 1  | 0    |

### THE POINT OF NO RETURN

- Syracuse ranks 13th in the nation in kickoff return defense (17.04).
- LB **Geoff Cantin-Arku** leads the team in special teams tackles (7), while LB **Marlowe Wax** is right behind with six.

### PENA ON THE RETURN

- Freshman WR **Trebor Pena** ranks seventh in the nation in combined return yards with 552, doing so in just seven games.
- His 7.7 yards per punt return rank 29th in the NCAA FBS rankings.
- In addition, Pena ranks 23rd in the nation in kickoff return yards (24.8 per return).

### FINDING THE END ZONE

- WR **Courtney Jackson's** 68-yard punt return against Boston College marked Syracuse's 41st special teams touchdowns since 1992.
- Jackson's return marked Syracuse's first punt return for a touchdown since 2018. WR **Trebor Pena** recorded the Orange's last kickoff return for a touchdown when he went 98 yards against NC State on Nov. 28, 2020.

### Special Teams TD Breakdown (Since 1992)

- Punt Returns – 16
- Blocked Punt Returns – 12
- Kickoff Returns – 11
- Blocked Field Goal Returns – 1
- Fumbled Punt Returns – 1

## GAME-BY-GAME NOTABLES

| Opponent       | Time       | Length | Att.   | Half  | Final | Coin Toss | Kickoff/Receive | 1st SU Poss. | 1st Opp. Poss. | Helmet | Jersey | Pants  |
|----------------|------------|--------|--------|-------|-------|-----------|-----------------|--------------|----------------|--------|--------|--------|
| Ohio           | 7 p.m.     | 2:56   | 23,904 | 12-6  | 29-9  | Won       | Kickoff         | TD           | Missed FG      | White  | White  | White  |
| Rutgers        | 2 p.m.     | 3:26   | 31,941 | 0-0   | 7-17  | Lost      | Receive         | Punt         | Downs          | Orange | Blue   | Orange |
| UAlbany        | 12 p.m.    | 3:24   | 30,156 | 45-10 | 62-24 | Won       | Receive         | TD           | Punt           | White  | Orange | Orange |
| Liberty        | 8 p.m.     | 3:03   | 29,942 | 14-7  | 24-21 | Won       | Receive         | Punt         | Missed FG      | Orange | Blue   | Orange |
| Florida State  | 3:30 p.m.  | 3:31   | 56,609 | 13-16 | 30-33 | Lost      | Receive         | Punt         | Field Goal     | Orange | White  | Orange |
| Wake Forest    | 3:30 p.m.  | 3:52   | 38,554 | 21-17 | 37-40 | Won       | Kickoff         | TD           | Field Goal     | White  | Orange | White  |
| Clemson        | 7 p.m.     | 3:41   | 36,670 | 7-14  | 14-17 | Lost      | Receive         | Punt         | Punt           | Orange | Orange | Orange |
| Virginia Tech  | 12:30 p.m. | 3:33   | 57,941 | 13-19 | 41-36 | Win       | Kickoff         | TD           | TD             | White  | White  | Orange |
| Boston College | 3:30 p.m.  | 3:01   | 32,022 | 0-3   | 21-6  | Win       | Receive         | Punt         | Downs          | Orange | Blue   | Orange |
| Louisville     | 12 p.m.    |        |        |       |       |           |                 |              |                |        |        |        |
| NC State       |            |        |        |       |       |           |                 |              |                |        |        |        |
| Pittsburgh     |            |        |        |       |       |           |                 |              |                |        |        |        |



## GAME NOTES: MISCELLANEOUS

### EST. 1889

- The Syracuse program is one of the most storied in college football. The Orange are eighth among Division I teams, and No. 5 among FBS schools, in number of games played. Their 1,350 games played leads the ACC.
- The Orange's varsity football history dates back to Nov. 23, 1889 when Syracuse traveled to the University of Rochester for its inaugural contest.

### Division I Most Games Played

| Rk. | Team       | Games |
|-----|------------|-------|
| 1.  | Penn       | 1,411 |
| 2.  | Rutgers    | 1,379 |
| 3.  | Navy       | 1,369 |
| 4.  | Lehigh     | 1,362 |
| 5.  | Yale       | 1,359 |
|     | Michigan   | 1,359 |
| 7.  | Nebraska   | 1,354 |
| 8.  | Syracuse   | 1,351 |
| 9.  | Penn State | 1,350 |
| 10. | Harvard    | 1,340 |

### LUSARDI IS ZUNIC AWARD RECIPIENT

- John Lusardi '92 is the 2021 recipient of the Zunic Award and was honored during the Rutgers game.
- Presented by the Syracuse Football Club, the Zunic Award was created in 2001 to honor Mike and Judy Zunic, who died tragically on July 18, 1989 when a United Airlines plane crashed in Sioux City, Iowa.
- Lusardi came to Syracuse as a walk-on and, after a strong freshman season, earned a scholarship and became a key player on the SU defense for the 1991 team that went to the Hall of Fame Bowl.
- Lusardi eventually went on to earn an NFL tryout with the New York Jets, before returning to his hometown of Springfield, N.J. to help his father run their family business – Liberty United Van Lines.
- In 1996, Lusardi had to overcome adversity when the company building and warehouse was destroyed in a fire. Lusardi wouldn't let the obstacles put him out of business or leave his employees without jobs, he and his family rebuilt the company and turned it into an industry leader.
- In 2004, he and his family were challenged again, when his wife, Annie, was diagnosed with late-stage ovarian cancer. After a four-year fight, Annie passed away. John continued to press forward and raised two children by himself.

## OVERTIME HISTORY

Since the NCAA instituted overtime in 1996, Syracuse owns a 11-9 (.550) overall record in extra-session games.

| Date     | Opponent          | W/L | Score       |
|----------|-------------------|-----|-------------|
| 8/30/97  | NC State          | L   | 31-32       |
| 11/13/99 | at Rutgers        | L   | 21-24       |
| 10/7/00  | Pittsburgh        | W   | 24-17 (2OT) |
| 9/28/02  | at Auburn         | L   | 34-37 (3OT) |
| 11/9/02  | Virginia Tech     | W   | 50-42 (3OT) |
| 9/6/03   | at North Carolina | W   | 49-47 (3OT) |
| 11/6/04  | Pittsburgh *      | W   | 38-31 (2OT) |
| 9/9/06   | Iowa              | L   | 13-20 (2OT) |
| 9/30/06  | Wyoming *         | W   | 40-34 (2OT) |
| 9/5/09   | Minnesota         | L   | 20-23       |
| 9/1/11   | Wake Forest       | W   | 36-29       |
| 9/24/11  | Toledo            | W   | 33-30       |
| 10/1/11  | Rutgers           | L   | 16-19 (2OT) |
| 8/29/14  | Villanova         | W   | 27-26 (2OT) |
| 9/19/15  | Central Michigan  | W   | 30-27       |
| 10/17/15 | at Virginia       | L   | 38-44 (3OT) |
| 10/6/18  | at Pittsburgh     | L   | 37-44       |
| 10/20/18 | North Carolina    | W   | 40-37 (2OT) |
| 11/30/19 | Wake Forest       | W   | 39-30       |
| 10/9/21  | Wake Forest       | L   | 37-40       |

\* - Win vacated by NCAA

## OUR HOUSE- THE LOUD HOUSE



- Built between April 1979 and September 1980, the Dome was the fifth-largest stadium of its kind in the U.S. at the time and the first in the Northeast. The building covers 7.7 acres and has 527,320 square feet of floor space. It is 570 feet long and 497 feet wide, and the top of the Dome is 165 feet above the playing surface.
- In May 2018, the University Board of Trustees authorized a \$118 million investment for new stadium improvements. Renovations began in March of 2020 with the installation of a new fixed roof. Additional upgrades include a center-hung scoreboard, state-of-the-art sound and lighting systems, improved accessibility and added Wi-Fi capabilities. Air conditioning, new accessible restrooms and new concessions space are elements that were made for this fall.
- The new roof features over 3,000 tons of steel fixed to the structure and the center-hung scoreboard is the second-largest center-hung indoor system in the United States.

### TOP 10 CROWDS (since 1980)

|     | Att.    | Opponent       | Year |
|-----|---------|----------------|------|
| 1.  | 50,564  | Miami (Ohio)   | 1980 |
| 2.  | 50,350  | Navy           | 1980 |
| 3.  | 50,248  | Clemson        | 2019 |
| 4.  | 50,243  | Pittsburgh     | 1980 |
| 5.  | 50,037  | Penn State     | 1981 |
| 6.  | 50,021  | Penn State     | 1985 |
| 7.  | 50,0A11 | Penn State     | 1987 |
| 8.  | 50,010  | Penn State     | 1983 |
| 9.  | 49,892  | Boston College | 1987 |
| 10. | 49,876  | Penn State     | 1989 |

### QUICK FACTS

**First Game:** Sept. 20, 1980

**Result:** Syracuse 36, Miami (Ohio) 24

**Syracuse Record:** 148-93-2 (.613) \*

**Field Name:** Ernie Davis Legends Field

**Surface:** FieldTurf

**Capacity:** 49,057

\* - Record includes eight wins from 2004-06 vacated by NCAA

## ON THIS DATE - NOV. 13

Syracuse is 5-9-2 all-time on this date.

| Year | Opponent             | Result       |
|------|----------------------|--------------|
| 1895 | Syracuse Ath. Assoc. | W, 18-0      |
| 1897 | Buffalo              | L, 0-10      |
| 1909 | Colgate              | L, 5-6       |
| 1915 | Colgate              | W, 14-7      |
| 1920 | Maryland             | L, 7-10      |
| 1926 | Colgate              | T, 10-10     |
| 1937 | at Columbia          | T, 6-6       |
| 1948 | Colgate              | L, 13-20     |
| 1954 | Colgate              | W, 31-12     |
| 1965 | at West Virginia     | W, 41-19     |
| 1971 | at Navy              | L, 14-17     |
| 1976 | at Boston College    | L, 14-28     |
| 1982 | at Boston College    | L, 13-20     |
| 1993 | at Virginia Tech     | L, 24-45     |
| 1999 | at Rutgers           | L, 21-24(OT) |
| 2004 | Connecticut          | L, 24-34     |
| 2010 | at Rutgers           | W, 13-10     |

### 1965

A potent Syracuse running game led the Orange in a convincing win over West Virginia, 41-19. Larry Csonka ran for 216 yards and Floyd Little accounted for 196 rushing yards. The Orange defensive front limited the Mountaineers to just 73 rushing yards.

### 2010

Syracuse snapped its six-year bowl game drought with a road win over BIG EAST rival Rutgers. Ross Krautman kicked the game-winning field goal with just over one minute remaining in the contest for the 13-10 victory. Ryan Nassib threw for 214 yards and one touchdown on 16 completions, while the Orange secondary limited Rutgers to 111 yards in the air. Syracuse would go on to defeat Kansas State in the PinStripe Bowl at the end of the 2010 campaign.

# 2021 ACC STANDINGS

| Atlantic Division | ACC Games  |            |            |            |            | Overall    |            |            |            |            | Nu         | Streak       |
|-------------------|------------|------------|------------|------------|------------|------------|------------|------------|------------|------------|------------|--------------|
|                   | W-L        | For        | Opp        | Hm         | Rd         | W-L        | For        | Opp        | Hm         | Rd         |            |              |
| Wake Forest       | 5-0        | 194        | 109        | 3-0        | 2-0        | 8-1        | 402        | 249        | 5-0        | 3-1        | 0-0        | Lost 1       |
| NC State          | 4-1        | 146        | 86         | 2-0        | 2-1        | 7-2        | 280        | 144        | 5-0        | 2-2        | 0-0        | Won 2        |
| Clemson           | 5-2        | 148        | 133        | 3-0        | 2-2        | 6-3        | 200        | 146        | 3-0        | 1-2        | 0-1        | Won 2        |
| <b>Syracuse</b>   | <b>2-3</b> | <b>143</b> | <b>132</b> | <b>1-2</b> | <b>1-1</b> | <b>5-4</b> | <b>265</b> | <b>203</b> | <b>3-3</b> | <b>2-1</b> | <b>0-0</b> | <b>Won 2</b> |
| Louisville        | 2-4        | 163        | 166        | 1-2        | 1-2        | 4-5        | 259        | 247        | 3-2        | 1-2        | 0-1        | Lost 2       |
| Florida State     | 2-4        | 153        | 179        | 1-2        | 1-2        | 3-6        | 267        | 243        | 2-4        | 1-2        | 0-0        | Lost 2       |
| Boston College    | 1-4        | 57         | 104        | 1-1        | 0-3        | 5-4        | 222        | 169        | 3-1        | 2-3        | 0-0        | Won 1        |

| Coastal Division | ACC Games |     |     |     |     | Overall |     |     |     |     | Nu  | Streak |
|------------------|-----------|-----|-----|-----|-----|---------|-----|-----|-----|-----|-----|--------|
|                  | W-L       | For | Opp | Hm  | Rd  | W-L     | For | Opp | Hm  | Rd  |     |        |
| Pittsburgh       | 4-1       | 195 | 112 | 1-1 | 3-0 | 7-2     | 405 | 204 | 3-2 | 4-0 | 0-0 | Won 1  |
| Virginia         | 4-2       | 216 | 197 | 2-1 | 2-1 | 6-3     | 350 | 277 | 4-1 | 2-2 | 0-0 | Lost 1 |
| Miami            | 3-2       | 172 | 169 | 2-1 | 1-1 | 5-4     | 296 | 274 | 4-2 | 1-1 | 0-1 | Won 3  |
| North Carolina   | 3-3       | 199 | 185 | 2-1 | 0-2 | 5-4     | 350 | 301 | 5-1 | 0-3 | 0-0 | Won 1  |
| Virginia Tech    | 2-3       | 89  | 113 | 1-2 | 1-1 | 4-5     | 195 | 196 | 3-3 | 1-2 | 0-0 | Lost 1 |
| Georgia Tech     | 2-5       | 192 | 222 | 1-2 | 1-3 | 3-6     | 258 | 261 | 2-3 | 1-3 | 0-0 | Lost 3 |
| Duke             | 0-5       | 70  | 216 | 0-2 | 0-3 | 3-6     | 225 | 320 | 3-2 | 0-4 | 0-0 | Lost 5 |

## WEEK 10 RESULTS

Virginia Tech 3, Boston College 17  
Pitt 54, Duke 29  
Wake Forest 55, North Carolina 58  
Georgia Tech 30, Miami 33  
NC State 28, Florida State 14  
Clemson 30, Louisville 24

## WEEK 11 SCHEDULE

**Thursday, Nov. 11**  
North Carolina at Pitt 7:30 p.m.  
  
**Saturday, Nov. 13**  
UConn at Clemson 12 p.m.  
**Syracuse at Louisville** 12 p.m.  
Miami at Florida State 3:30 p.m.  
Boston College at Georgia Tech 3:30 p.m.  
Duke at Virginia Tech 3:30 p.m.  
Notre Dame at Virginia 7:30 p.m.  
NC State at Wake Forest 7:30 p.m.

## WEEK 12 SCHEDULE

**Thursday, Nov. 18**  
Louisville at Duke 7:30 p.m.  
  
**Saturday, Nov. 20**  
Georgia Tech at Notre Dame 2:30  
Florida State at Boston College TBD  
Virginia Tech at Miami TBD  
Wofford at North Carolina TBD  
Virginia at Pitt TBD  
**Syracuse at NC State** TBD  
Wake Forest at Clemson TBD

## ASSOCIATED PRESS POLL

|                      | Rec. | Pts. | Prev. |
|----------------------|------|------|-------|
| 1. Georgia (63)      | 9-0  | 1575 | 1     |
| 2. Cincinnati        | 9-0  | 1440 | 2     |
| 3. Alabama           | 8-1  | 1436 | 3     |
| 4. Oklahoma          | 9-0  | 1406 | 4     |
| 5. Oregon            | 8-1  | 1319 | 7     |
| 6. Ohio State        | 8-1  | 1293 | 6     |
| 7. Notre Dame        | 8-1  | 1139 | 8     |
| 8. Michigan State    | 8-1  | 1069 | 5     |
| 9. Michigan          | 8-1  | 1072 | 9     |
| 10. Oklahoma State   | 8-1  | 1038 | 11    |
| 11. Texas A&M        | 7-2  | 1006 | 13    |
| 12. Ole Miss         | 7-2  | 837  | 15    |
| 13. Wake Forest      | 8-1  | 763  | 10    |
| 14. BYU              | 8-2  | 636  | 17    |
| 15. UTSA             | 9-0  | 606  | 16    |
| 16. Auburn           | 6-3  | 478  | 12    |
| 17. Houston          | 8-1  | 467  | 20    |
| 18. Baylor           | 7-2  | 464  | 14    |
| 19. Iowa             | 7-2  | 437  | 19    |
| 20. Wisconsin        | 6-3  | 286  | NR    |
| 21. NC State         | 7-2  | 268  | NR    |
| 22. Coastal Carolina | 8-1  | 264  | 21    |
| 23. Penn State       | 6-3  | 245  | 22    |
| 24. Louisiana        | 8-1  | 208  | 24    |
| 25. Pittsburgh       | 7-2  | 194  | NR    |

## AFCA COACHES POLL

|                      | Rec. | Pts. | Prev. |
|----------------------|------|------|-------|
| 1. Georgia (64)      | 9-0  | 1600 | 1     |
| 2. Alabama           | 8-1  | 1483 | 3     |
| 3. Cincinnati        | 9-0  | 1430 | 2     |
| 4. Oklahoma          | 9-0  | 1423 | 4     |
| 5. Ohio State        | 8-1  | 1356 | 5     |
| 6. Oregon            | 8-1  | 1291 | 7     |
| 7. Notre Dame        | 8-1  | 1182 | 8     |
| 8. Michigan          | 8-1  | 1099 | 10    |
| 9. Michigan State    | 8-1  | 1074 | 6     |
| 10. Oklahoma State   | 8-1  | 1045 | 11    |
| 11. Texas A&M        | 7-2  | 1023 | 12    |
| 12. Ole Miss         | 7-2  | 862  | 15    |
| 13. Wake Forest      | 8-1  | 769  | 9     |
| 14. Iowa             | 7-2  | 636  | 16    |
| 15. BYU              | 8-2  | 552  | 20    |
| 16. UTSA             | 9-0  | 525  | 18    |
| 17. Houston          | 8-1  | 472  | 19    |
| 18. Baylor           | 7-2  | 449  | 13    |
| 19. NC State         | 7-2  | 445  | 22    |
| 20. Auburn           | 6-3  | 382  | 14    |
| 21. Coastal Carolina | 8-1  | 335  | 21    |
| 22. Pittsburgh       | 7-2  | 293  | 25    |
| 23. Penn State       | 6-3  | 249  | 23    |
| 24. Wisconsin        | 6-3  | 177  | NR    |
| 25. Louisiana        | 8-1  | 164  | NR    |

**Opponents Receiving Votes:**  
Clemson 3

## SYRACUSE WEEK-BY-WEEK RANKING

|           | AP | CP | CFP |
|-----------|----|----|-----|
| Preseason | NR | NR | -   |
| Sept. 6   | NR | NR | -   |
| Sept. 13  | NR | NR | -   |
| Sept. 20  | NR | NR | -   |
| Sept. 27  | NR | NR | -   |
| Oct. 4    | NR | NR | -   |
| Oct. 11   | NR | NR | -   |
| Oct. 18   | NR | NR | -   |
| Oct. 25   | NR | NR | -   |
| Nov. 1    | NR | NR | NR  |
| Nov. 8    | NR | NR |     |
| Nov. 15   |    |    |     |
| Nov. 22   |    |    |     |
| Nov. 29   |    |    |     |
| Dec. 6    |    |    |     |
| Dec. 13   |    |    |     |

# DINO BABERS

**Head Coach • Sixth Season • Career Record: 66-56 (.541)**



- Named the 30th head coach in Syracuse football history on Dec. 5, 2016.
- Voted the AFCA Region 1 Coach of the Year, Associated Press co-ACC Coach of the Year and ECAC Coach of the Year after guiding the Orange to their first bowl berth since 2013, their first national ranking since 2001, and the seventh 10-win season in the history of the program in 2018.
- In 2016, commanded a Syracuse offense that set or tied 44 school records, including the team season records for most passing yards (3,855) and most completions (332).
- Has coached six All-Americans at Syracuse (PR Brisly Estime, WR Amba Etta-Tawo, WR Steve Ishmael, S Andre Cisco, PK Andre Szmyt, P Sterling Hofrichter) and 20 All-ACC players.
- Mentored 17 All-MAC performers at Bowling Green, including 2015 MAC Vern Smith Leadership Award winner and former Syracuse quality control assistant Matt Johnson.
- Coached Eastern Illinois quarterback Jimmy Garoppolo, who was named the 2013 Walter Payton Award winner as the nation's top FCS player. Garoppolo was the second-round pick of the New England Patriots in 2014 and signed one the richest contracts in NFL history with the San Francisco 49ers in 2018.
- Babers has coached or recruited more than 60 NFL players, including four All-Pros (Lance Briggs, Matt Slater, Josh Gordon, Az-Zahir Hakim) and three Pro Bowlers (Briggs, Slater, Gordon).

## BABERS RECORD WHEN ...

|                                    | 2021 | Career |
|------------------------------------|------|--------|
| Scoring first.....                 | 3-0  | 50-15  |
| Opponent scores first.....         | 2-4  | 16-41  |
| Leading at half.....               | 3-1  | 57-8   |
| Tied at half.....                  | 0-1  | 2-1    |
| Trailing at half.....              | 2-2  | 7-47   |
| Leading after three quarters.....  | 4-1  | 54-5   |
| Tied after three quarters.....     | 0-0  | 4-2    |
| Trailing after three quarters..... | 1-3  | 8-49   |
| In overtime.....                   | 0-1  | 4-3    |

|  |     |       |
|--|-----|-------|
| Less than 400 yds of total offense.....    | 3-3 | 9-35  |
| 400-499 yds of total offense.....          | 0-0 | 11-10 |
| 500+ yds of total offense.....             | 3-1 | 46-11 |
| Allowing < 400 yds of total offense.....   | 4-3 | 40-13 |
| Allowing 400-499 yds of total offense..... | 1-1 | 13-16 |
| Allowing 500+ yds of total offense.....    | 0-0 | 13-26 |

|   |     |       |
|---|-----|-------|
| Rushing for less 100 yds.....           | 0-1 | 5-20  |
| Rushing for 100-199 yds.....            | 0-1 | 31-29 |
| Rushing for 200+ yds.....               | 5-2 | 30-11 |
| Allowing less than 100 rushing yds..... | 2-2 | 21-10 |
| Allowing 100-199 rushing yds.....       | 2-1 | 32-22 |
| Allowing 200+ rushing yds.....          | 1-1 | 13-28 |

|   |     |       |
|---|-----|-------|
| Passing for less than 300 yds.....      | 4-4 | 30-40 |
| Passing for 300-399 yds.....            | 1-0 | 15-10 |
| Passing for 400+ yds.....               | 0-0 | 21-6  |
| Allowing less than 300 passing yds..... | 5-3 | 48-41 |
| Allowing 300-399 passing yds.....       | 0-1 | 13-14 |
| Allowing 400+ passing yds.....          | 0-0 | 5-5   |

|                                   |     |       |
|-----------------------------------|-----|-------|
| Scoring less than 20 points.....  | 0-2 | 0-21  |
| Scoring 20-29 points.....         | 3-0 | 10-20 |
| Scoring 30-39 points.....         | 0-2 | 18-11 |
| Scoring 40+ points.....           | 2-0 | 38-4  |
| Allowing less than 20 points..... | 2-2 | 28-4  |
| Allowing 20-29 points.....        | 2-0 | 25-8  |
| Allowing 30-39 points.....        | 1-1 | 8-13  |
| Allowing 40+ points.....          | 0-1 | 5-31  |

|                                 | 2021 | Career |
|---------------------------------|------|--------|
| No turnovers.....               | 3-0  | 16-10  |
| One turnover.....               | 1-3  | 21-15  |
| More than one turnover.....     | 1-1  | 29-31  |
| No takeaways.....               | 2-2  | 7-16   |
| One takeaway.....               | 3-1  | 18-15  |
| More than one takeaway.....     | 1-1  | 41-25  |
| Time of Possession > 30:00..... | 4-1  | 32-11  |
| Time of Possession < 30:00..... | 1-3  | 34-45  |
| Tuesday.....                    | 0-0  | 2-1    |
| Wednesday.....                  | 0-0  | 3-1    |
| Thursday.....                   | 0-0  | 2-1    |
| Friday.....                     | 1-1  | 8-8    |
| Saturday.....                   | 4-3  | 51-45  |

|                |     |       |
|----------------|-----|-------|
| August.....    | 0-0 | 4-1   |
| September..... | 3-1 | 23-17 |
| October.....   | 2-3 | 19-16 |
| November.....  | 0-0 | 16-19 |
| December.....  | 0-0 | 4-3   |

|              |     |       |
|--------------|-----|-------|
| Home.....    | 3-3 | 37-22 |
| Away.....    | 2-1 | 26-29 |
| Neutral..... | 0-0 | 3-4   |

|                                    |     |       |
|------------------------------------|-----|-------|
| Day games.....                     | 3-3 | 44-39 |
| Night games (6 p.m. or later)..... | 2-1 | 22-16 |

|                              |     |       |
|------------------------------|-----|-------|
| Televised games.....         | 5-4 | 53-56 |
| ABC.....                     | 0-0 | 0-4   |
| ACC Network.....             | 2-2 | 5-9   |
| ACC Network Extra.....       | 0-0 | 4-2   |
| American Sports Network..... | 0-0 | 0-1   |
| Big Ten Network.....         | 0-0 | 2-0   |
| CBS Sports Network.....      | 1-0 | 3-1   |
| ESPN.....                    | 0-1 | 5-7   |
| ESPN2.....                   | 0-1 | 7-9   |
| ESPN3.....                   | 0-0 | 13-5  |
| ESPNU.....                   | 0-0 | 2-1   |
| ESPNNews.....                | 0-0 | 1-0   |
| ESPN+.....                   | 0-0 | 1-0   |
| FOX College Sports.....      | 0-0 | 2-0   |
| NBC.....                     | 0-0 | 0-2   |
| Raycom.....                  | 0-0 | 2-6   |
| RSN.....                     | 2-0 | 6-5   |
| SEC Network.....             | 0-0 | 0-1   |

## THE BABERS FILE

### PERSONAL DATA

**Experience:** 38th season/6th at Syracuse  
**Hometown:** San Diego, Calif.  
**Alma Mater:** Hawaii '84  
**Family:** wife, Susan; daughters, Breeannah, Tasha, Jazzmin and Paris

### PLAYING EXPERIENCE

**College:** Hawaii (1979-83)  
**Pro:** BC Lions (CFL, 1984 free-agent signee)

### COACHING LEDGER

| Year | School           | W-L-T  | Pos.   |
|------|------------------|--------|--------|
| 1984 | Hawaii           | 7-4    | GA     |
| 1985 | Arizona State    | 8-4    | GA     |
| 1986 | Arizona State    | 10-1-1 | GA     |
| 1987 | Eastern Illinois | 5-6    | RB     |
| 1988 | UNLV             | 4-7    | STC/RB |
| 1989 | UNLV             | 4-7    | STC/RB |
| 1990 | Northern Arizona | 5-6    | STC/DB |
| 1991 | Purdue           | 4-7    | WR     |
| 1992 | Purdue           | 4-7    | WR     |
| 1993 | Purdue           | 1-10   | WR     |
| 1994 | San Diego State  | 4-7    | WR     |
| 1995 | Arizona          | 6-5    | WR     |
| 1996 | Arizona          | 5-6    | WR     |
| 1997 | Arizona          | 7-5    | RB     |
| 1998 | Arizona          | 12-1   | OC/QB  |
| 1999 | Arizona          | 6-6    | OC/QB  |
| 2000 | Arizona          | 5-6    | OC/QB  |
| 2001 | Texas A&M        | 8-4    | OC/QB  |
| 2002 | Texas A&M        | 6-6    | OC/QB  |
| 2003 | Pittsburgh       | 8-5    | RB     |
| 2004 | UCLA             | 6-6    | WR     |
| 2005 | UCLA             | 10-2   | WR     |
| 2006 | UCLA             | 7-6    | RB     |
| 2007 | UCLA             | 6-6    | AHC/RB |
| 2008 | Baylor           | 4-8    | WR     |
| 2009 | Baylor           | 4-8    | STC/WR |
| 2010 | Baylor           | 7-6    | STC/WR |
| 2011 | Baylor           | 10-3   | STC/WR |

**Totals 28 seasons**  
**Assistant Coach 173-155-1 (.527)**

| Year | School           | W-L-T | Pos. |
|------|------------------|-------|------|
| 2012 | Eastern Illinois | 7-5   | HC   |
| 2013 | Eastern Illinois | 12-2  | HC   |
| 2014 | Bowling Green    | 8-6   | HC   |
| 2015 | Bowling Green    | 10-3  | HC   |
| 2016 | Syracuse         | 4-8   | HC   |
| 2017 | Syracuse         | 4-8   | HC   |
| 2018 | Syracuse         | 10-3  | HC   |
| 2019 | Syracuse         | 5-7   | HC   |
| 2020 | Syracuse         | 1-10  | HC   |
| 2021 | Syracuse         | 5-4   | HC   |

**Totals 10 seasons**  
**Head Coach 66-56 (.541)**

### AWARDS & HONORS

#### Eastern Illinois

- 2012 AFCA Region 3 Coach of the Year  
Ohio Valley Coach of the Year
- 2013 AFCA Region 3 Coach of the Year  
Ohio Valley Coach of the Year

#### Syracuse

- 2017 Dodd Trophy Coach of the Week  
(Oct. 13 vs. Clemson)
- 2018 AFCA Region 1 Coach of the Year  
Co-ACC Coach of the Year (AP)  
ECAC Coach of the Year



## BABERS ERA SUPERLATIVES

### Most Points in a Game

62 vs. Wagner, Sept. 8, 2018  
62 vs. UAlbany, Sept. 18, 2021

### Most Points in a Half

45 vs. Wagner, Sept. 8, 2018  
45 vs. UAlbany, Sept. 18, 2021

### Most Points in a Quarter

30 vs. Louisville (2nd), Nov. 9, 2018

### Largest Deficit Overcome in a Win

10 (0-10) at Wake Forest, Nov. 3, 2018

### Most Touchdowns Scored

9 at Pittsburgh, Nov. 26, 2016

### Most Rushing Touchdowns

6 vs. UAlbany, Sept. 18, 2021

### Most Passing Touchdowns

5 at Pittsburgh, Nov. 26, 2016  
5 vs. Wagner, Sept. 8, 2018

### Most Field Goals Made

4 vs. Colgate, Sept. 2, 2016  
4 vs. Miami (Fla.), Oct. 21, 2017  
4 vs. Louisville, Nov. 9, 2018  
4 vs. Wake Forest, Nov. 30, 2019

### Most First Downs

38 at Pittsburgh, Nov. 26, 2016

### Most Yards of Total Offense

668 at Pittsburgh, Nov. 26, 2016

### Most Plays

106 at Pittsburgh, Nov. 26, 2016

### Highest Average Yards Per Play

9.4 vs. UAlbany, Sept. 18, 2021

### Most Rushing Yards

354 vs. Wake Forest, Oct. 9, 2021

### Most Rushing Attempts

62, at Western Michigan, Aug. 31, 2018

### Highest Average Yards Per Rush

7.4 vs. Connecticut, Sept. 22, 2018

### Most Pass Completions

43 at Pittsburgh, Nov. 26, 2016

### Most Pass Attempts

67 vs. Wake Forest, Nov. 11, 2017

### Most Passing Yards

480 vs. NC State, Oct. 27, 2018

### Highest Completion Percentage

.870 (40-46) vs. Colgate, Sept. 2, 2016

### Most Turnovers

4 at Miami (Fla.), Oct. 21, 2017  
4 at Louisville, Nov. 18, 2017

### Most Penalties

16 at Boston College, Oct. 22, 2016  
16 vs. UAlbany, Sept. 18, 2021

### Fewest Penalties

2 at Florida State, Nov. 4, 2017  
2 vs. Boston College, Nov. 25, 2017

### Most Penalty Yards

164 vs. UAlbany, Sept. 18, 2021

### Fewest Penalty Yards

13 vs. Boston College, Nov. 25, 2017

### Most Punts

11 vs. Louisville, Sept. 9, 2016

### Fewest Punts

1 vs. UAlbany, Sept. 18, 2021

### Most Punt Returns

5 vs. C. Connecticut State, Sept. 1, 2017  
5 vs. Wagner, Sept. 8, 2018  
5 vs. Clemson, Oct. 15, 2021

### Most Punt Return Yards

128 vs. Notre Dame, Oct. 1, 2016

### Most Kickoff Returns

11 vs. Louisville, Sept. 9, 2016  
11 at Pittsburgh, Nov. 26, 2016

### Most Kickoff Return Yards

242 at Clemson, Nov. 5, 2016

### Most Passes Intercepted

4 vs. Georgia Tech, Sept. 26, 2020

### Best Third-Down Conversion Percentage

66.7 (8-12) at Ohio, Sept. 4, 2021

### Most Time of Possession

37:48 vs. USF, Sept. 17, 2016  
37:48 at Wake Forest, Nov. 3, 2018

### Most Tackles for Loss

14.0 at Liberty, Aug. 31, 2019  
14.0 vs. UAlbany, Sept. 18, 2021

### Most Sacks

8.0 vs. Liberty, Aug. 31, 2019  
8.0 vs. UAlbany, Sept. 18, 2021

## BABERS YEAR-BY-YEAR

### 2012 (7-5, 6-1 OVC) • Eastern Illinois

| Date     | Opponent                | Score          |
|----------|-------------------------|----------------|
| Aug. 30  | Southern Illinois       | W, 49-28       |
| Sept. 8  | at Western Michigan     | L, 21-52       |
| Sept. 15 | at Illinois State       | L, 51-54 (2OT) |
| Sept. 22 | Murray State            | W, 50-49 (OT)  |
| Sept. 29 | Austin Peay             | W, 65-15       |
| Oct. 6   | at Tennessee-Martin     | L, 37-51       |
| Oct. 13  | Jacksonville State      | W, 31-28       |
| Oct. 27  | at Eastern Kentucky     | W, 24-7        |
| Nov. 3   | at Tennessee Tech       | W, 31-24       |
| Nov. 10  | Southeast Missouri      | W, 39-20       |
| Nov. 17  | at Central Arkansas     | L, 30-48       |
| Nov. 24  | at South Dakota State * | L, 10-58       |

\* - FCS Playoffs

### 2013 (12-2, 8-0 OVC) • Eastern Illinois

| Date     | Opponent             | Score          |
|----------|----------------------|----------------|
| Aug. 31  | at San Diego State   | W, 40-19       |
| Sept. 7  | at Southern Illinois | W, 40-37 (2OT) |
| Sept. 14 | Illinois State       | W, 57-24       |
| Sept. 21 | at Northern Illinois | L, 39-43       |
| Sept. 28 | Eastern Kentucky     | W, 42-7        |
| Oct. 10  | at Austin Peay       | W, 63-7        |
| Oct. 19  | Southeast Missouri   | W, 55-33       |
| Oct. 26  | at Tennessee State   | W, 34-16       |
| Nov. 2   | Tennessee Tech       | W, 56-21       |
| Nov. 9   | at Murray State      | W, 37-17       |
| Nov. 16  | Jacksonville State   | W, 52-14       |
| Nov. 23  | at Tennessee-Martin  | W, 70-22       |
| Dec. 7   | Tennessee State *    | W, 51-10       |
| Dec. 13  | Towson *             | L, 39-49       |

\* - FCS Playoffs

### 2014 (8-6, 5-3 MAC) • Bowling Green

| Date     | Opponent                | Score    |
|----------|-------------------------|----------|
| Aug. 29  | at Western Kentucky     | L, 31-59 |
| Sept. 6  | VMI                     | W, 48-7  |
| Sept. 13 | Indiana                 | W, 45-42 |
| Sept. 20 | at Wisconsin            | L, 17-68 |
| Sept. 27 | at Massachusetts        | W, 47-42 |
| Oct. 4   | Buffalo                 | W, 36-35 |
| Oct. 11  | at Ohio                 | W, 31-13 |
| Oct. 18  | Western Michigan        | L, 14-26 |
| Nov. 4   | at Akron                | W, 27-10 |
| Nov. 12  | Kent State              | W, 30-20 |
| Nov. 19  | at Toledo               | L, 20-27 |
| Nov. 28  | Ball State              | L, 24-41 |
| Dec. 5   | vs. Northern Illinois * | L, 17-51 |
| Dec. 20  | vs. South Alabama ^     | W, 33-28 |

\* - MAC Championship Game (Detroit, Mich.)

^ - Camellia Bowl (Montgomery, Ala.)

### 2015 (10-3, 7-1 MAC) • Bowling Green

| Date     | Opponent                | Score    |
|----------|-------------------------|----------|
| Sept. 5  | vs. Tennessee *         | L, 30-59 |
| Sept. 12 | at Maryland             | W, 48-27 |
| Sept. 19 | Memphis                 | L, 41-44 |
| Sept. 26 | at Purdue               | W, 35-28 |
| Oct. 3   | at Buffalo              | W, 28-22 |
| Oct. 10  | Massachusetts           | W, 62-38 |
| Oct. 17  | Akron                   | W, 59-10 |
| Oct. 24  | at Kent State           | W, 48-0  |
| Nov. 4   | Ohio                    | W, 62-24 |
| Nov. 11  | at Western Michigan     | W, 41-27 |
| Nov. 17  | Toledo                  | L, 28-44 |
| Nov. 24  | at Ball State           | W, 48-10 |
| Dec. 4   | vs. Northern Illinois ^ | W, 34-14 |

\* - at L.P. Field (Nashville, Tenn.)

^ - MAC Championship Game (Detroit, Mich.)

**NOTE:** Babers was named Syracuse's head coach on Dec. 5, 2015. He did not coach Bowling Green in the 2015 GoDaddy Bowl.

### 2016 (4-8, 2-6 ACC) • Syracuse

| Date     | Opponent          | Score    |
|----------|-------------------|----------|
| Sept. 2  | Colgate           | W, 33-7  |
| Sept. 9  | Louisville        | L, 28-62 |
| Sept. 17 | USF               | L, 20-45 |
| Sept. 24 | at Connecticut    | W, 31-24 |
| Oct. 1   | vs. Notre Dame *  | L, 33-50 |
| Oct. 8   | at Wake Forest    | L, 9-28  |
| Oct. 15  | Virginia Tech     | W, 31-17 |
| Oct. 22  | at Boston College | W, 28-20 |
| Nov. 5   | at Clemson        | L, 0-54  |
| Nov. 12  | NC State          | L, 20-35 |
| Nov. 19  | Florida State     | L, 14-45 |
| Nov. 26  | at Pittsburgh     | L, 61-76 |

\* - at MetLife Stadium (East Rutherford, N.J.)

### 2017 (4-8, 2-6 ACC) • Syracuse

| Date     | Opponent                  | Score    |
|----------|---------------------------|----------|
| Sept. 1  | Central Connecticut State | W, 50-7  |
| Sept. 9  | Middle Tennessee          | L, 23-30 |
| Sept. 16 | Central Michigan          | W, 41-17 |
| Sept. 23 | at LSU                    | L, 26-35 |
| Sept. 30 | at NC State               | L, 25-33 |
| Oct. 7   | Pittsburgh                | W, 27-24 |
| Oct. 13  | Clemson                   | W, 27-24 |
| Oct. 21  | at Miami (Fla.)           | L, 19-27 |
| Nov. 4   | at Florida State          | L, 24-27 |
| Nov. 11  | Wake Forest               | L, 43-64 |
| Nov. 18  | at Louisville             | L, 10-56 |
| Nov. 25  | Boston College            | L, 14-42 |

### 2018 (10-3, 6-2 ACC) • Syracuse

| Date     | Opponent            | Score          |
|----------|---------------------|----------------|
| Aug. 31  | at Western Michigan | W, 55-42       |
| Sept. 8  | Wagner              | W, 62-10       |
| Sept. 15 | Florida State       | W, 30-7        |
| Sept. 22 | Connecticut         | W, 51-21       |
| Sept. 29 | at Clemson          | L, 23-27       |
| Oct. 6   | at Pittsburgh       | L, 37-44 (OT)  |
| Oct. 20  | North Carolina      | W, 40-37 (2OT) |
| Oct. 27  | NC State            | W, 51-41       |
| Nov. 3   | at Wake Forest      | W, 41-24       |
| Nov. 9   | Louisville          | W, 54-23       |
| Nov. 17  | vs. Notre Dame *    | L, 3-36        |
| Nov. 24  | at Boston College   | W, 42-21       |
| Dec. 28  | vs. West Virginia ^ | W, 34-18       |

\* - at Yankee Stadium (Bronx, N.Y.)

^ - Camping World Bowl (Orlando, Fla.)

### 2019 (5-7, 2-6 ACC) • Syracuse

| Date     | Opponent         | Score         |
|----------|------------------|---------------|
| Aug. 31  | at Liberty       | W, 24-0       |
| Sept. 7  | at Maryland      | L, 20-63      |
| Sept. 14 | Clemson          | L, 6-41       |
| Sept. 21 | Western Michigan | W, 52-33      |
| Sept. 28 | Holy Cross       | W, 41-3       |
| Oct. 10  | at NC State      | L, 10-16      |
| Oct. 18  | Pittsburgh       | L, 20-27      |
| Oct. 26  | at Florida State | L, 17-35      |
| Nov. 2   | Boston College   | L, 27-58      |
| Nov. 16  | at Duke          | W, 49-6       |
| Nov. 23  | at Louisville    | L, 34-56      |
| Nov. 30  | Wake Forest      | W, 39-30 (OT) |

### 2020 (1-10, 1-9 ACC) • Syracuse

| Date     | Opponent          | Time/Score |
|----------|-------------------|------------|
| Sept. 12 | at North Carolina | L, 6-31    |
| Sept. 19 | at Pittsburgh     | L, 10-21   |
| Sept. 26 | Georgia Tech      | W, 37-20   |
| Oct. 10  | Duke              | L, 24-38   |
| Oct. 17  | Liberty           | L, 21-38   |
| Oct. 24  | at Clemson        | L, 21-47   |
| Oct. 31  | Wake Forest       | L, 14-38   |
| Nov. 7   | Boston College    | L, 13-16   |
| Nov. 20  | at Louisville     | L, 0-30    |
| Nov. 28  | NC State          | L, 29-36   |
| Dec. 5   | at Notre Dame     | L, 21-45   |

### 2021 (5-4, 2-3 ACC) • Syracuse

| Date     | Opponent         | Time/Score    |
|----------|------------------|---------------|
| Sept. 4  | at Ohio          | W, 29-9       |
| Sept. 11 | Rutgers          | L, 7-17       |
| Sept. 18 | UAlbany          | W, 62-24      |
| Sept. 24 | Liberty          | W, 24-21      |
| Oct. 2   | at Florida State | L, 30-33      |
| Oct. 9   | Wake Forest      | L, 37-40 (OT) |
| Oct. 15  | Clemson          | L, 14-17      |
| Oct. 23  | at Virginia Tech | W, 41-36      |
| Oct. 30  | Boston College   | W, 21-6       |
| Nov. 13  | at Louisville    | 12 p.m.       |
| Nov. 20  | at NC State      | TBA           |
| Nov. 27  | Pittsburgh       | TBA           |



## ASSISTANT COACHES



### **STERLIN GILBERT** (Booth)

#### **Offensive Coordinator/Quarterbacks**

**Experience:** 19th season/2nd at Syracuse

**Hometown:** San Angelo, Texas

**Alma Mater:** Angelo State '02

**Family:** wife, Teresa; stepson, James; stepdaughter, Sonia



### **TONY WHITE** (Field)

#### **Defensive Coordinator**

**Experience:** 16th season/2nd at Syracuse

**Hometown:** El Paso, Texas

**Alma Mater:** UCLA '02

**Family:** wife, Angela; son Anthony III; daughter, Ava



### **CHRIS ACHUFF** (Field)

#### **Linebackers**

**Experience:** 23rd season/2nd at Syracuse

**Hometown:** Bellefonte, Pa.

**Alma Mater:** Bloomsburg '98

**Family:** wife, Kim; daughter, Julia; sons, Carter and Tyler



### **RENO FERRI** (Field)

#### **Tight Ends**

**Experience:** 17th season/6th at Syracuse

**Hometown:** Youngstown, Ohio

**Alma Mater:** U.S. Military Academy '00

**Family:** wife, Rebekah; daughters, Giana, Zola and Sofie; son, Reno III



### **MIKE LYNCH** (Booth)

#### **Running Backs**

**Experience:** 23rd season/6th at Syracuse

**Hometown:** Roseville, Calif.

**Alma Mater:** Montana '00

**Family:** wife, Emily; daughter, Madison; son, Will



### **NICK MONROE** (Field)

#### **Safeties/Rovers**

**Experience:** 20th season/6th at Syracuse

**Hometown:** Mahtomedi, Minn.

**Alma Mater:** St. Cloud State, '01

**Family:** wife, Nicole; son, Wyatt



### **VINSON REYNOLDS** (Field)

#### **Defensive Line**

**Experience:** 16th season/6th at Syracuse

**Hometown:** Detroit, Mich.

**Alma Mater:** Northern Illinois '04

**Family:** wife, Cynthia; sons, Eric Coley, Josiah Reynolds and Jeremiah Reynolds



### **TERRENCE SAMUEL** (Field)

#### **Wide Receivers**

**Experience:** 22nd season/ 1st at Syracuse

**Hometown:** Houston, Texas

**Alma Mater:** Purdue '95; Nebraska-Omaha M '11

**Family:** wife, Jaclyn; daughter, Brooklyn; son, Draven



### **MIKE SCHMIDT** (Field)

#### **Offensive Line**

**Experience:** 12th season/1st at Syracuse

**Hometown:** San Diego, CA

**Alma Mater:** San Diego State '09



### **CHIP WEST** (Booth)

#### **Cornerbacks**

**Experience:** 24th season/2nd at Syracuse

**Hometown:** Hampton, Va.

**Alma Mater:** Livingstone '93


**Family:** wife, Patrice; sons David and Justin; daughters Zoe, Gwen and Jada

## FOOTBALL STAFF

### GRADUATE ASSISTANTS/QUALITY CONTROL/ANALYSTS



**Josh Bringuel**  
GA (D)



**Adrian Brunori**  
GA (O)



**Kendall Coleman**  
GA (O/ST)



**Jack Potenza**  
GA (D)



**David Gettis**  
QC (O)



**Bryan Shepherd**  
QC (D)



**Blair Cavanaugh**  
QC (ST)



**Travis Grenne**  
Analyst (O)



**Jeff Hammerschmidt**  
Analyst (ST)



**Kevin McGarry**  
Analyst (D)



**Lanear Sampson**  
Analyst (O)

### KEY SUPPORT STAFF



**Sean Edinger**  
S&C



**Roy Wittke**  
DPP



**Brad Wittke**  
DFO



**Tim Pike**  
AT

## DEPTH CHART

### OFFENSE

|           |  |
|-----------|--|
| <b>QB</b> | 16 Garrett Shrader (6-4, 230, So.)     |
|           | 15 JaCobian Morgan (6-4, 225, Fr.)     |
| <b>RB</b> | 34 Sean Tucker (5-10, 210, Fr.)        |
|           | 27 Abdul Adams (5-11, 210, R-Sr.)      |
|           | 24 Cooper Lutz (6-0, 210, R-So.)       |
| <b>TE</b> | 5 Chris Elmore (6-0, 265, Sr.)         |
|           | 87 Luke Benson (6-4, 240, So.)         |
| <b>OR</b> | 47 Maximilian Mang (6-7, 265, Fr.)     |
| <b>WR</b> | 19 Sharod Johnson (5-11, 185, R-Jr.)   |
|           | 82 Damien Alford (6-6, 215, Fr.)       |
| <b>WR</b> | 85 Courtney Jackson (5-11, 185, R-Fr.) |
|           | 25 Devaughn Cooper (5-11, 175, R-Sr.)  |
| <b>WR</b> | 14 Anthony Queeley (6-2, 205, R-So.)   |
|           | 17 Umari Hatcher (6-3, 170, Fr.)       |
| <b>LT</b> | 60 Matthew Bergeron (6-5, 315, So.)    |
|           | 51 Anthony Red (6-5, 285, R-Fr.)       |
| <b>LG</b> | 76 Kalan Ellis (6-6, 365, Fr.)         |
|           | 55 Josh Ilaoa (6-3, 300, Fr.)          |
| <b>C</b>  | 68 Airon Servais (6-6, 300, R-Sr.)     |
|           | 55 Josh Ilaoa (6-3, 300, Fr.)          |
| <b>RG</b> | 67 Chris Bleich (6-6, 320, R-So.)      |
|           | 56 Darius Tisdale (6-5, 300, R-Jr.)    |
| <b>RT</b> | 57 Dakota Davis (6-5, 325, R-Jr.)      |
|           | 74 Jakob Bradford (6-5, 295, So.)      |

### DEFENSE

|            |                                       |
|------------|---------------------------------------|
| <b>DE</b>  | 85 Josh Black (6-3, 290, R-Sr.)       |
|            | 93 Caleb Okechukwu (6-4, 265, R-So.)  |
| <b>DT</b>  | 0 McKinley Williams (6-4, 285, R-Sr.) |
|            | 52 Curtis Harper (6-2, 285, R-Jr.)    |
| <b>OR</b>  | 90 Terry Lockett (6-3, 265, Fr.)      |
| <b>DE</b>  | 9 Kingsley Jonathan (6-4, 260, Sr.)   |
| <b>OR</b>  | 18 Cody Roscoe (6-1, 275, Sr.)        |
| <b>LB</b>  | 7 Stefon Thompson (6-1, 235, Fr.)     |
|            | 16 Leon Lowery (6-4, 225, Fr.)        |
| <b>LB</b>  | 3 Mikel Jones (6-1, 220, So.)         |
|            | 21 Anwar Sparrow (6-1, 225, Fr.)      |
| <b>LB</b>  | 2 Marlowe Wax (6-0, 235, Fr.)         |
|            | 31 Geoff Cantin-Arku (6-4, 230, So.)  |
| <b>CB</b>  | 8 Garrett Williams (6-0, 190, R-Fr.)  |
|            | 10 Adrian Cole (5-11, 185, R-Fr.)     |
| <b>BS</b>  | 34 Eric Coley (6-2, 200, R-Jr.)       |
| <b>OR</b>  | 11 Ja'Had Carter (6-2, 200, Fr.)      |
| <b>ROV</b> | 23 Justin Barron (6-4, 215, Fr.)      |
| <b>OR</b>  | 19 Rob Hanna (6-0, 170, Fr.)          |
| <b>FS</b>  | 14 Jason Simmons (6-0, 195, So.)      |
|            | 26 Aman Greenwood (5-10, 185, R-Fr.)  |
| <b>CB</b>  | 20 Duce Chestnut (6-0, 195, Fr.)      |
|            | 15 Neil Nunn (6-0, 190, R-Fr.)        |

### SPECIAL TEAMS

|             |  |
|-------------|--|
| <b>PK</b>   | 91 Andre Szmyt (6-1, 210, R-Jr.)       |
|             | 98 James Williams (6-1, 215, Fr.)      |
| <b>P</b>    | 98 James Williams (6-1, 215, Fr.)      |
|             | 94 Colby Barker (6-1, 215, Fr.)        |
| <b>OR</b>   | 95 Ian Hawkins (6-0, 195, Fr.)         |
| <b>LS</b>   | 50 Aaron Bolinsky (5-11, 220, Jr.)     |
|             | 41 Joey Kelly (6-1, 200, R-Fr.)        |
| <b>OR</b>   | 43 Mike Midkiff (6-3, 210, R-Fr.)      |
| <b>Hold</b> | 43 Mike Midkiff (6-3, 210, R-Fr.)      |
|             | 94 Colby Barker (6-1, 215, Fr.)        |
| <b>KR</b>   | 85 Courtney Jackson (5-11, 185, R-Fr.) |
|             | 24 Cooper Lutz (6-0, 210, R-So.)       |
| <b>PR</b>   | 85 Courtney Jackson (5-11, 185, R-Fr.) |

## START CHART

|  | '17 | '18 | '19 | '20 | '21 | Strk | Total |
|--|-----|-----|-----|-----|-----|------|-------|
| <b>Offense</b>                           |     |     |     |     |     |      |       |
| Airon Servais, OL                        | 12  | 13  | 12  | 11  | 9   | 57   | 57    |
| Carlos Vettorello, OL                    | -   | -   | 12  | 11  | 8   | -    | 31    |
| Matthew Bergeron, OL                     | -   | -   | 5   | 11  | 9   | 25   | 25    |
| Chris Elmore, FB                         | -   | 3   | 5   | 9   | 4   | -    | 21    |
| Dakota Davis, OL                         | -   | -   | 12  | 3   | 6   | 6    | 21    |
| Anthony Queeley, WR                      | -   | -   | -   | 10  | 8   | 5    | 18    |
| Sean Tucker, RB                          | -   | -   | -   | 7   | 9   | 13   | 16    |
| Darius Tisdale, OL                       | -   | -   | -   | 10  | 3   | -    | 13    |
| Garrett Shrader, QB ^                    | -   | -   | 4   | -   | 6   | 6    | 10    |
| Sharod Johnson, WR                       | -   | 1   | -   | -   | 8   | -    | 9     |
| Luke Benson, TE                          | -   | -   | 2   | 5   | 2   | 1    | 9     |
| Chris Bleich, OL                         | -   | -   | -   | -   | 7   | 1    | 7     |
| Courtney Jackson, WR                     | -   | -   | -   | -   | 6   | 5    | 6     |
| Abdul Adams, RB *                        | 4   | -   | -   | -   | -   | -    | 4     |
| Maximilian Mang, TE                      | -   | -   | -   | 0   | 3   | -    | 3     |
| Ellis, Kalan, OL                         | -   | -   | -   | -   | 3   | 2    | 3     |
| JaCobian Morgan, QB                      | -   | -   | -   | 2   | -   | -    | 2     |
| Damien Alford, WR                        | -   | -   | -   | -   | 2   | 1    | 2     |
| Cooper Lutz, RB                          | -   | -   | -   | 1   | -   | -    | 1     |
| * - includes starts at Oklahoma          |     |     |     |     |     |      |       |
| ^ - includes starts at Mississippi State |     |     |     |     |     |      |       |
|  | '17 | '18 | '19 | '20 | '21 | Strk | Total |
| <b>Defense</b>                           |     |     |     |     |     |      |       |
| Josh Black, DL                           | -   | 4   | 12  | 11  | 9   | 33   | 36    |
| McKinley Williams, DL                    | 5   | 9   | -   | 11  | 5   | 5    | 30    |
| Mikel Jones, LB                          | -   | -   | 4   | 11  | 9   | 22   | 24    |
| Garrett Williams, DB                     | -   | -   | -   | 11  | 7   | 1    | 18    |
| Stefon Thompson, LB                      | -   | -   | -   | 7   | 9   | 13   | 16    |
| Ja'Had Carter, DB                        | -   | -   | -   | 10  | 5   | 3    | 15    |
| Kingsley Jonathan, DL                    | -   | 2   | -   | 11  | 1   | -    | 14    |
| Rob Hanna, DB                            | -   | -   | -   | 8   | 3   | -    | 11    |
| Geoff Cantin-Arku, LB                    | -   | -   | -   | 10  | -   | -    | 10    |
| Marlowe Wax, LB                          | -   | -   | -   | 1   | 9   | 9    | 10    |
| Darian Chestnut, DB                      | -   | -   | -   | -   | 9   | 9    | 9     |
| Aman Greenwood, DB                       | -   | -   | -   | 7   | -   | -    | 7     |
| Jason Simmons, DB                        | -   | -   | -   | -   | 7   | -    | 7     |
| Eric Coley, DB                           | -   | -   | 1   | 1   | 5   | 1    | 7     |
| Cody Roscoe, DL                          | -   | -   | -   | -   | 6   | 6    | 6     |
| Justin Barron, DB                        | -   | -   | -   | -   | 6   | 6    | 6     |
| Curtis Harper, DL                        | -   | -   | -   | -   | 5   | -    | 5     |
| Caleb Okechukwu DL                       | -   | -   | -   | -   | 2   | -    | 2     |
| Adrian Cole, DB                          | -   | -   | -   | -   | 2   | 1    | 2     |
| Steve Linton, LB                         | -   | -   | -   | 1   | -   | -    | 1     |
|  | '17 | '18 | '19 | '20 | '21 | Strk | Total |
| <b>Specialists</b>                       |     |     |     |     |     |      |       |
| Andre Szmyt, PK                          | -   | 13  | 12  | 11  | 9   | 45   | 45    |
| Aaron Bolinsky, LS                       | -   | 7   | 12  | 11  | 9   | 32   | 39    |
| James Williams, P                        | -   | -   | -   | -   | 8   | 4    | 8     |
| Ian Hawkins, P                           | -   | -   | -   | -   | 1   | -    | 1     |

## NUMERICAL ROSTER

| No. | Name                  | Pos. | Cl.   | Ht.  | Wt. | Hometown/High School/Previous School                   |
|-----|-----------------------|------|-------|------|-----|--|
| 0   | McKinley Williams III | DL   | R-Sr. | 6-4  | 285 | Miramar, Fla./Dillard                                  |
| 2   | Marlowe Wax           | LB   | Fr.   | 6-0  | 235 | Baltimore, Md./Mount St. Joseph                        |
| 3   | Mikel Jones           | LB   | So.   | 6-1  | 220 | Miami, Fla./IMG Academy                                |
| 5   | Chris Elmore          | FB   | Sr.   | 6-0  | 265 | Chicago, Ill./Phillips Academy                         |
| 7   | Stefon Thompson       | LB   | Fr.   | 6-1  | 235 | Charlotte, N.C./Vance                                  |
| 8   | Garrett Williams      | DB   | R-Fr. | 6-0  | 190 | Harrisburg, N.C./Hickory Ridge                         |
| 9   | Kingsley Jonathan     | DL   | Sr.   | 6-4  | 260 | Baltimore, Md./St Frances Academy                      |
| 10  | Adrian Cole           | DB   | R-Fr. | 5-11 | 185 | Plantation, Fla./Plantation                            |
| 10  | Justin Lamson         | QB   | Fr.   | 6-3  | 220 | El Dorado Hills, Calif. / Oak Ridge                    |
| 11  | Ja'had Carter         | DB   | Fr.   | 6-2  | 200 | Richmond, Va./Henrico                                  |
| 11  | Dillon Markiewicz     | QB   | Fr.   | 6-5  | 230 | McKinney, Texas/McKinney North                         |
| 12  | Latarie Kinsler       | DL   | Fr.   | 6-3  | 230 | Pahokee, Fla./Pahokee                                  |
| 14  | Jason Simmons         | DB   | So.   | 6-0  | 195 | Lancaster, Texas/Lancaster / NM State                  |
| 14  | Anthony Queeley       | WR   | R-So. | 6-2  | 205 | Orlando, Fla./Lake Nona                                |
| 15  | Neil Nunn             | DB   | R-Fr. | 6-0  | 190 | West Perrine, Fla./Miami Palmetto                      |
| 15  | JaCobian Morgan       | QB   | Fr.   | 6-4  | 225 | Canton, Miss./Canton                                   |
| 16  | Leon Lowery           | DL   | Fr.   | 6-4  | 225 | Elizabeth, N.J. / North Brunswick                      |
| 16  | Garrett Shrader       | QB   | So.   | 6-4  | 230 | Charlotte, N.C./Charlotte Christian School/Miss. State |
| 17  | Steve Linton          | LB   | R-Fr. | 6-5  | 225 | Dublin, Ga./Dublin                                     |
| 17  | Umari Hatcher         | WR   | Fr.   | 6-3  | 170 | Woodbridge, Va./Freedom                                |
| 18  | Luke MacPhail         | QB   | Fr.   | 6-4  | 230 | Boston, Mass./Dexter Southfield                        |
| 18  | Cody Roscoe           | DL   | Sr.   | 6-1  | 275 | Houston, Texas/Heights                                 |
| 19  | Rob Hanna             | DB   | Fr.   | 6-0  | 170 | Miami, Fla./Miami Palmetto                             |
| 19  | Sharod Johnson        | WR   | R-Jr. | 5-11 | 185 | Miami, Fla./Booker T. Washington                       |
| 20  | Ethan Fischler        | WR   | R-So. | 6-0  | 180 | Orinda, Calif./Miramonte                               |
| 20  | Darian Chestnut       | DB   | Fr.   | 6-0  | 195 | Camden, N.J./Camden                                    |
| 21  | Kendall Long          | WR   | Fr.   | 6-2  | 210 | Lexington, S.C./River Bluff                            |
| 21  | Anwar Sparrow         | LB   | Fr.   | 6-1  | 225 | Virginia Beach, Va./Salem                              |
| 22  | Malcolm Folk          | DB   | Fr.   | 6-1  | 200 | Pottsgrove, Pa./Episcopal Academy                      |
| 22  | Josh Hough            | RB   | Fr.   | 6-3  | 255 | Beaver Falls, Pa./Beaver Falls                         |
| 23  | Justin Barron         | DB   | Fr.   | 6-4  | 215 | Rocky Hill, Conn./Suffield Academy                     |
| 24  | Cooper Lutz           | RB   | R-So. | 6-0  | 210 | Reading, Pa./Berks Catholic                            |
| 25  | Devaughn Cooper       | WR   | R-Sr. | 5-11 | 175 | Los Angeles, Calif./Narbonne/UTEP                      |
| 25  | Malik Matthew         | LB   | Fr.   | 6-3  | 210 | Bronx, N.Y./Cardinal Hayes                             |
| 26  | Aman Greenwood        | DB   | R-Fr. | 5-10 | 185 | Washington, D.C./St. John's College                    |
| 27  | Abdul Adams           | RB   | R-Sr. | 5-11 | 210 | Landover, Md./Hillside (N.C.)/Oklahoma                 |
| 29  | John Sweetwood        | DB   | R-So. | 6-0  | 175 | Essex Fells, N.J./Montclair Kimberley Academy          |
| 29  | Trebor Pena           | WR   | Fr.   | 6-0  | 185 | Ocean Township, N.J./Ocean Township                    |
| 30  | Chase Simmons         | DL   | Fr.   | 6-4  | 255 | Little River, S.C./North Myrtle Beach                  |
| 31  | Geoff Cantin-Arku     | LB   | So.   | 6-4  | 230 | Lévis, Quebec, Canada/Cégep Garneau                    |
| 33  | Ryan Dolan            | LB   | Fr.   | 6-0  | 225 | Novato, Calif./Marin Catholic                          |
| 33  | Mario Escobar         | RB   | Fr.   | 5-9  | 180 | Melville, N.Y./St. Anthony's                           |
| 34  | Eric Coley            | DB   | R-Jr. | 6-2  | 200 | Manlius, N.Y./Fayetteville-Manlius                     |
| 34  | Sean Tucker           | RB   | Fr.   | 5-10 | 210 | Owing Mills, Md./Calvert Hall                          |
| 35  | Chase Atkinson        | DB   | Fr.   | 5-11 | 190 | Columbia, S.C./Blythewood                              |
| 36  | TJ Harness            | DB   | Fr.   | 5-9  | 175 | Syracuse, N.Y./Corcoran                                |
| 37  | Cam Reirden           | DB   | Fr.   | 6-0  | 185 | Belmont, Mass./Belmont Hill                            |
| 37  | David Obeng-Agyapong  | RB   | Fr.   | 5-11 | 185 | Bronx, N.Y./John F. Kennedy                            |
| 38  | AJ Calabro            | DB   | R-So. | 5-10 | 195 | Farmingdale, N.J./Saint John Vianney                   |
| 39  | Clay Masters          | DB   | Fr.   | 5-11 | 175 | West Linn, Ore./West Linn                              |
| 40  | Tommy Porter          | DB   | Fr.   | 5-11 | 190 | La Canada, Calif./Flintridge Prep                      |
| 41  | Joey Kelly            | LS   | R-Fr. | 6-1  | 200 | Phoenix, Ariz./Brophy College Prep                     |
| 42  | Erik Slater           | DE   | R-Sr. | 6-2  | 230 | Old Tappan, N.J./Northern Valley Old Tappan/Lehigh     |
| 43  | Mike Midkiff          | LS   | R-Fr. | 6-3  | 210 | Colorado Springs, Colo./Air Academy                    |
| 45  | Kevon Darton          | DL   | R-Fr. | 5-11 | 295 | Fitchburg, Mass./Worcester Academy                     |
| 47  | Maximilian Mang       | TE   | Fr.   | 6-7  | 265 | Nuthetal, Germany/Leibniz-Gymnasium Potsdam            |
| 48  | John O'Connor         | LB   | Fr.   | 6-1  | 210 | Hingham, Mass./Hingham                                 |
| 48  | Joe Pinjuh            | RB   | Fr.   | 5-9  | 205 | Parma, Ohio  |
| 49  | Austin Roon           | LB   | Fr.   | 6-3  | 215 | Byron Center, Mich./Byron Center                       |
| 50  | Aaron Bolinsky        | LS   | Jr.   | 5-11 | 220 | Frackville, Pa./North Schuylkill                       |
| 51  | Anthony Red           | OL   | R-Fr. | 6-5  | 285 | Bloomfield, Conn./St. Thomas More                      |
| 52  | Curtis Harper         | DL   | R-Jr. | 6-2  | 285 | McKeesport, Pa./McKeesport                             |
| 52  | Carlos Vettorello     | OL   | R-So. | 6-4  | 295 | Royal Oak, Mich./University of Detroit Jesuit          |
| 53  | Garth Barclay         | OL   | Fr.   | 6-7  | 290 | York, Pa./York Suburban                                |
| 54  | Jatius Geer           | DL   | Fr.   | 6-6  | 255 | Anderson, S.C./Belton-Honea Path                       |
| 55  | Josh Ilaoa            | OL   | Fr.   | 6-3  | 300 | Charlotte, N.C./Mallard Creek                          |

| No. | Name                   | Pos. | Cl.   | Ht.  | Wt. | Hometown/High School/Previous School                                   |
|-----|------------------------|------|-------|------|-----|--|
| 56  | Patrick Alberga        | DL   | Fr.   | 6-3  | 250 | Saranac Lake, N.Y./Saranac Lake  |
| 56  | Darius Tisdale         | OL   | R-Jr. | 6-5  | 300 | South Brunswick, N.J./South Brunswick/Lackawanna CC                    |
| 57  | Dakota Davis           | OL   | R-Jr. | 6-5  | 325 | Mount Airy, Md./Glenelg  |
| 59  | Ahmad Masood           | OL   | Fr.   | 6-3  | 250 | Bloomfield, Mich./Cranbrook Kingswood                                  |
| 60  | Matthew Bergeron       | OL   | So.   | 6-5  | 315 | Victoriaville, Quebec, Canada/Cégep de Thetford                        |
| 61  | Joe Rondi              | DL   | R-Fr. | 6-4  | 260 | Wayne, N.J./Wayne Hills  |
| 67  | Chris Bleich           | OL   | R-So. | 6-6  | 320 | Hanover Township, Pa./Wyoming Valley West/Florida                      |
| 68  | Airon Servais          | OL   | R-Sr. | 6-6  | 300 | Green Bay, Wis./Ashwaubenon  |
| 70  | Wil Froumy             | OL   | R-So. | 6-6  | 300 | Exeter, N.H./Exeter  |
| 71  | Enrique Cruz           | OL   | Fr.   | 6-6  | 295 | Chicago, Ill./Willowbrook  |
| 72  | Mark Petry             | OL   | So.   | 6-4  | 280 | Hochheim am Main, Germany/<br>Graf-Stauffenberg-Gymnasium/Ellsworth CC |
| 73  | Wes Hoeh               | OL   | Fr.   | 6-4  | 275 | Glen Ellyn, Ill./Glenbard West   |
| 74  | Jakob Bradford         | OL   | So.   | 6-5  | 295 | Brooklyn Park, Minn./Iowa Central CC                                   |
| 75  | Austyn Kauhi           | OL   | Fr.   | 6-5  | 280 | Nanakuli, Hawaii/Kamehameha  |
| 76  | Kalan Ellis            | OL   | Fr.   | 6-6  | 365 | Waimanalo, Hawaii/St. Louis School                                     |
| 77  | Tyler Magnuson         | OL   | Fr.   | 6-6  | 280 | Plymouth, Minn./Wayzata  |
| 80  | Isaiah Jones           | WR   | So.   | 6-4  | 205 | Cocoa, Fla./Cocoa  |
| 81  | Derek McDonald         | DL   | Fr.   | 6-4  | 230 | Atlanta, Ga./Marist  |
| 82  | Damien Alford          | WR   | Fr.   | 6-6  | 215 | Montreal, Quebec, Canada/McArthur (Fla.)                               |
| 83  | Sam Warren             | WR   | R-Fr. | 5-10 | 200 | Tiburon, Calif./Redwood  |
| 84  | Nate Wellington        | WR   | R-Fr. | 5-10 | 190 | Skaneateles, N.Y./Skaneateles  |
| 85  | Josh Black             | DL   | R-Sr. | 6-3  | 290 | Loves Park, Ill./Harlem  |
| 85  | Courtney Jackson       | WR   | R-Fr. | 5-11 | 185 | Monroeville, Pa./Gateway   |
| 86  | Ja'Vontae Williams     | WR   | Fr.   | 6-1  | 210 | Belle Glade, Fla./Glades Central                                       |
| 87  | Luke Benson            | TE   | So.   | 6-4  | 240 | Chalfont, Pa./Central Bucks West                                       |
| 88  | Steven Mahar           | TE   | Fr.   | 6-5  | 230 | Rochester, N.Y./Aquinas Institute                                      |
| 89  | Oronde Gadsden II      | WR   | Fr.   | 6-5  | 210 | Fort Lauderdale, Fla./American Heritage (Plantation)                   |
| 90  | Terry Lockett          | DL   | Fr.   | 6-3  | 265 | Springfield, Mass./Springfield Central                                 |
| 91  | Andre Szmyt            | K    | R-Jr. | 6-1  | 210 | Vernon Hills, Ill./Vernon Hills  |
| 93  | Caleb Okechukwu        | DL   | R-So. | 6-4  | 265 | Washington, D.C./St. John's College                                    |
| 94  | Colby Barker           | P    | R-Sr. | 6-1  | 215 | Pittsford, N.Y./Pittsford Mendon/Ohio State                            |
| 95  | Ian Hawkins            | P/PK | Fr.   | 6-0  | 195 | San Diego, Calif./Cathedral Catholic                                   |
| 96  | Elijah Wright          | DL   | Fr.   | 6-3  | 260 | Syracuse, N.Y./Solvay  |
| 98  | James Williams         | P    | Fr.   | 6-1  | 215 | Watkinsville, Ga./Athens Academy                                       |
| 99  | Elijah Fuentes-Cundiff | DL   | Fr.   | 6-4  | 275 | Bronx, N.Y./Cardinal Hayes   |

## PRONUNCIATION GUIDE

### Players

Chris **Bleich**..... BLYSH  
 AJ **Calabro** ..... CUH-la-bro  
 Geoff Cantin-**Arku** .... ARE-coo  
 Ja'Had Carter..... JUH-hod  
 Kevon Darton ..... KAY-von  
 Wil Froumy..... FRO-me  
 Josh Ilaoa..... IL-oh-uh  
 Mikel Jones ..... Mih-KELL  
 Josh Kosciol..... COE-shul  
 Steven Mahar Jr..... muh-HAR  
 Caleb Okechukwu .... oh-kuh-CHEWK-woo  
 Trebor Pena..... TREBBOR  
 ..... (rhymes with Trevor)  
 Mark Petry ..... PEH-tree  
 Joe Rondi..... RON-dee  
 Airon Servais ..... AARON SERVICE  
 Andre Szmyt..... SCHMITT

### Coaches

Chris **Achuff**..... A-cuff  
 Dino **Babers**..... BAY-burrs  
 Reno **Ferri**..... FUH-ree



## INDIVIDUAL NOTES • OFFENSE



### **#16 • QB • GARRETT SHRADER • 6-4 • 230 • SO**

- Ranks eight nationally in rushing touchdowns (13) and has second most rushing touchdowns by a quarterback in a season in program history.
- Third Syracuse quarterback since 1979 to record back-to-back 100-yard rushing games when he did so against Florida State (137) and Wake Forest (178).
- Tied the program record for rushing touchdowns (3) by a quarterback in a game twice against Florida State and Virginia Tech.
- Enrolled at Syracuse in January 2021 after transferring from Mississippi State and has made four-straight starts.
- One of three FBS freshmen quarterbacks to account for 1,000 yards passing and 500 yards rushing in 2019 at Mississippi State.



### **#34 • RB • SEAN TUCKER • 5-10 • 210 • FR**

- Second in the nation in both rushing yards (1,267) and all-purpose yards per game (167.22).
- Has run for 100-plus yards in seven straight games, which is a school record.
- Named ACC Running Back of the Week for a third time this season after rushing for a career-high 207 yards and one touchdown against Boston College.
- AP and The Athletic Midseason All-America team selection.
- A semifinalist for the Maxwell Award.



### **#87 • TE • LUKE BENSON • 6-4 • 240 • SO**

- 2019 PFF All-Freshman Third Team honoree.
- Two touchdown catches in 2020.
- Benson's 70-yard TD vs. Holy Cross in 2019 was the second-longest ever by an SU tight end (74, John Mackey vs. Colgate, 1961).
- Has 18 catches in his collegiate career and five of those receptions have gone for a score. He averages 15.05 yards per catch thus far in his career.



### **#14 • WR • ANTHONY QUEELEY • 6-2 • 205 • R-SO**

- Recorded a touchdown catch in back-to-back contests against Florida State and Wake Forest.
- 20 consecutive starts at wide receiver.
- Made the travel squad for every game as a true freshman in 2018. played in 9 games in 2019, primarily on special teams.
- Two-time all-state selection for Lake Nona High School in Orlando, Florida.



### **#85 • WR • COURTNEY JACKSON • 5-11 • 185 • R-FR**

- Earned ACC Specialist of the Week honors with a 64-yard punt return for a touchdown against Boston College. First SU player since 2018 to return a punt for a touchdown
- Set career highs in receiving yards (86) and receptions (7) against Virginia Tech.
- 39 career catches for 369 yards.
- Rated the No. 5 prospect from the state of Pennsylvania in the 2019 recruiting class by ESPN.



### **#82 • WR • DAMIEN ALFORD • 6-6 • 215 • FR**

- Made first start against Liberty and has started one game since.
- Caught the game winning touchdown against Virginia Tech with 19 seconds left in the game.
- Scored his first career touchdown against UAlbany on a 73-yard touchdown catch.



### **#19 • WR • SHAROD JOHNSON • 5-11 • 185 • R-JR**

- Played in 30 contests with eight starts.
- Tied a career high in receptions against Clemson (3).
- Set a career high for longest reception against Virginia Tech (38).
- Has 25 career receptions for 308 yards (12.32 avg).
- Rated the No. 78 receiver in the class of 2017, according to ESPN.



### **#60 • LT • MATTHEW BERGERON • 6-5 • 315 • SO**

- 25 consecutive starts at tackle.
- 2019 PFF All-Freshman Second Team selection.
- Started the last five games of his rookie season (2019) and every game of 2020 and 2021.



### **#76 • LG • KALAN ELLIS • 6-5 • 365 • FR**

- Made first career start against Wake Forest, has started in two contests since then.
- First-team All-Interscholastic League of Honolulu selection in 2020.
- Rated the No. 7 prospect in Hawaii by 247Sports.com in the class of 2021.



### **#68 • C • AIRON SERVAIS • 6-6 • 300 • R-SR**

- Has started at left tackle, right tackle and center in his SU career.
- Has started every game of his career (57), longest active streak in the FBS.
- Started at center against UAlbany, first since week 9 of 2019.



### **#67 • LG • CHRIS BLEICH • 6-6 • 320 • R-SO**

- Started seven of nine games at guard at SU in 2021 after sitting out the 2020 season due to NCAA transfer rules. Previously played two seasons at Florida.
- Played in nine games, starting eight at right guard for the Gators in 2019, helping UF to an 11-2 record.



### **#57 • RG • DAKOTA DAVIS • 6-5 • 325 • R-JR**

- Started last six games after returning to the starting line-up against Liberty. Made his first career start at tackle against Boston College.
- Played in 35 games (20 starts) across four seasons.
- First player in school history to earn ACC Offensive Lineman of the Week (2019 vs. Duke).

## KEY RESERVES/SPECIALISTS



### **#27 • RB • ABDUL ADAMS • 5-11 • 210 • R-SO**

- Has appeared in eight of nine games in 2021, features on special teams
- Made Syracuse debut in the 2018 Camping World Bowl with two touchdowns against West Virginia
- Transferred from Oklahoma in 2018.



### **#56 • RG • DARIUS TISDALE • 6-5 • 300 • R-JR**

- Started first three games of 2021 season after starting in 11-of-12 games in 2020. Working at both guard and tackle
- Spent two seasons at Lackawanna Community College before transferring to Syracuse in 2019.
- ESPN's No. 8 junior college offensive tackle in 2019.



### **#24 • RB • COOPER LUTZ • 6-0 • 210 • R-SO**

- Converted from WR to running back in the spring of 2020 and has been in the running back rotation ever since.
- Named a team captain this season.
- Is also a fixture on special teams and leads the Orange in special teams tackles in 2021.



### **#5 • FB • CHRIS ELMORE • 6-0 • 265 • SR**

- Made 2021 season debut with a start at Florida State and has started in three games since.
- Has rushed for 65 yards and 3 TDs, three receptions for 21 yards while making nine tackles on defense.
- Has played four different positions at Syracuse (LG, TE, FB, DT)
- Nickname is "Rhino."



### **#91 • PK • ANDRE SZMYT • 6-1 • 210 • R-JR**

- Holds program record for most points scored in a career (344).
- 45-for-48 (.937) in his career from inside 40 yards.
- 2018 Lou Groza Award winner.
- Burlsworth Trophy nominee.



## CAREER HIGHS • OFFENSE/SPECIALISTS

### **#5 CHRIS ELMORE, FB/TE**

Rushes: 8 vs. Middle Tennessee, 2017  
Rushing Yards: 28 vs. Middle Tennessee, 2017  
Rushing TDs: 1, three times, last at Wake Forest, 2018  
Long Rush: 12 vs. Middle Tennessee, 2017  
Receptions: 1, twice, last vs. Clemson, 2021  
Receiving Yards: 10 vs. Clemson, 2021  
Long Reception: 10 vs. Clemson, 2021  
Kick Returns: 1, three times, last vs. Wake Forest 2019  
Kick Return Yards: 19 at Western Michigan, 2018  
Long Kick Return: 19 at Western Michigan, 2018  
Fumble Recoveries: 1 at Virginia Tech, 2021

### **#14 ANTHONY QUEELEY, WR**

Rushes: 1 vs. Wake Forest, 2020  
Rushing Yards: -4 vs. Wake Forest, 2020  
Long Rush: -4 vs. Wake Forest, 2020  
Receptions: 5, twice, last at Clemson, 2020  
Receiving Yards: 77 vs. Liberty, 2020  
Receiving TDs: 1, four times, last vs. Wake Forest, 2021  
Long Reception: 32 vs. Liberty, 2020

### **#15 JACOBIAN MORGAN, QB**

Completions: 19 vs. Boston College, 2020  
Pass Attempts: 30 vs. Boston College, 2020  
Passing Yards: 188 vs. Boston College, 2020  
Passing TDs: 1, twice, last vs. Boston College, 2020  
Long Pass: 31, twice, last vs. Boston College, 2020  
Comp. Pct. (min. 10 att.): 63.3 (19-30) vs. BC, 2020  
Interceptions: 1, twice, last vs. at Louisville, 2020  
Rushes: 7 vs. Boston College, 2020  
Rushing Yards: -12 vs Boston College, 2020  
Long Rush: 14 vs. Boston College, 2020  
Total Offense: 176 vs. Boston College, 2020  
Tackles: 1 vs. Liberty, 2020

### **#16 GARRETT SHRADER, QB**

Completions: 17, three times, last vs. Clemson, 2021  
Pass Attempts: 37 vs. Clemson, 2021  
Passing Yards: 238 vs. LSU, 2019 \*  
Passing TDs: 3 at Texas A&M, 2019 \*  
Long Pass: 72 vs. Albany, 2021  
Comp. Pct. (min. 10 att.): 77.3 (17-22) vs. Kentucky, 2019 \*  
Interceptions: 2 vs. LSU, 2019 \*  
Rushes: 29 vs. Wake Forest, 2021  
Rushing Yards: 178 vs. Wake Forest, 2021  
Rushing TDs: 3, twice, last at Virginia Tech, 2021  
Long Rush: 55 at Florida State, 2021  
Total Offense: 410 at Virginia Tech, 2021  
Receptions: 1 vs. Arkansas, 2020 \*  
Reception Yards: 8 vs. Arkansas, 2020 \*  
Long Reception: 8 vs. Arkansas, 2020 \*  
\* - at Mississippi State

### **#19 SHAROD JOHNSON, WR**

Receptions: 3, twice, last vs. Clemson, 2021  
Receiving Yards: 61 at Boston College, 2018  
Long Reception: 38 at Virginia Tech, 2021  
Tackles: 1 at North Carolina, 2020

### **#27 ABDUL ADAMS, RB**

Rushes: 18 vs. ULM, 2016 \*  
Rushing Yards: 164 at Baylor, 2017 \*  
Rushing TDs: 2 vs. West Virginia, 2018  
Long Rush: 99 (TD) at Baylor, 2017 \*  
Receptions: 3, twice, last at Florida State, 2019  
Receiving Yards: 34 vs. UTEP, 2017 \*  
Receiving TDs: 1 vs. Tulane, 2017 \*  
Long Reception: 34 vs. UTEP, 2017 \*  
Tackles: 1 at Virginia Tech, 2021  
\* - at Oklahoma

### **#24 COOPER LUTZ, RB**

Rushes: 15 vs. Wake Forest, 2020  
Rushing Yards: 114 at Notre Dame, 2020  
Rushing TDs: 1 at Notre Dame, 2020  
Long Rush: 80 at Notre Dame, 2020  
Receptions: 4 vs. Wake Forest, 2020  
Receiving Yards: 35 vs. Boston College, 2020  
Long Reception: 18 vs. Boston College, 2020  
Tackles: 2 at Ohio, 2021  
Fumble Recoveries: 1 at Florida State, 2021

### **#25 DEVAUGHN COOPER, WR**

Receptions: 4, three times, last at Virginia Tech, 2021  
Receiving Yards: 97 at Washington State, 2018 \*  
Receiving TDs: 1 at Louisiana Tech, 2020 ^  
Long Reception: 53 vs. Southern Utah, 2018 \*  
\* - at Arizona State  
\* - at UTEP

### **#29 TREBOR PENA, WR**

Receptions: 1, three times, last vs. Clemson, 2021  
Receiving Yards: 62 vs. Clemson, 2021  
Long Reception: 62 vs. Clemson, 2021  
Rushes: 1 at Virginia Tech, 2021  
Rushing Yards: 17 at Virginia Tech, 2021  
Receiving TDs: 1 vs. Clemson, 2021  
Kick Returns: 5 vs. Wake Forest, 2021  
Kick Return Yards: 115 vs. NC State, 2020  
Long Kick Return: 98 (TD) vs. NC State, 2020  
Kick Return TDs: 1 vs. NC State, 2020

### **#34 SEAN TUCKER, RB**

Rushes: 32 vs. Liberty, 2021  
Rushing Yards: 207 vs. Boston College, 2021  
Rushing TDs: 4 vs. Albany, 2021  
Long Rush: 56 vs. Albany, 2021  
Receptions: 3 vs. Albany, 2021  
Receiving Yards: 121 vs. Albany, 2021  
Long Reception: 72 vs. Albany, 2021  
Receiving TDs: 1, twice, last vs. Wake Forest, 2021  
Tackles: 1 vs. Clemson, 2021

### **#47 MAXIMILIAN MANG, TE**

Receptions: 1 vs. Albany, 2021  
Receiving Yards: 12 vs. Albany, 2021  
Long Reception: 12 vs. Albany, 2021

### **#80 ISAIAH JONES, WR**

Tackles: 1 vs. Wake Forest, 2020  
Fumble Recoveries: 1 vs. Liberty, 2020

### **#82 DAMIEN ALFORD, WR**

Receptions: 2, twice, last vs. Clemson, 2021  
Receiving Yards: 73 vs. Albany, 2021  
Long Reception: 73 vs. Albany, 2021  
Receiving TDs: 1, twice, last at Virginia Tech, 2021

### **#85 COURTNEY JACKSON, WR**

Rush: 1, four times, last at Virginia Tech, 2021  
Rushing Yards: 12 at Virginia Tech, 2021  
Receiving TDs: 1 at Virginia Tech, 2021  
Receptions: 7 at Virginia Tech, 2021  
Receiving Yards: 86 at Virginia Tech, 2021  
Long Reception: 29 vs. Wake Forest, 2021  
Long Rush: 12 at Virginia Tech, 2021  
Kick Returns: 2 vs. Boston College, 2021  
Kick Return Yards: 32 vs. Boston College, 2021  
Long Kick Return: 19 vs. Boston College, 2021  
Punt Returns: 2 vs. Boston College, 2021  
Long Punt Return: 64 (TD) vs. Boston College, 2021

### **#87 LUKE BENSON, TE**

Receptions: 2, four times, last vs. Albany, 2021  
Receiving Yards: 70 vs. Holy Cross, 2019  
Receiving TDs: 1, four times, last vs. Wake Forest, 2020  
Long Reception: 70 (TD) vs. Holy Cross, 2019  
Tackles: 2 vs. Boston College, 2021

### **#88 STEVEN MAHAR, TE**

Tackles: 1 at Louisville, 2020

### **#89 ORONDE GADSEN II, WR**

Receptions: 1 vs. Albany, 2021  
Receiving Yards: 10 vs. Albany, 2021

### **#91 ANDRE SZMYT, PK**

FG Made: 4, twice, last vs. Wake Forest, 2019  
FG Attempts: 4, three times, last vs. Wake Forest, 2019  
Long FG: 54 at Pittsburgh, 2018  
PATs Made: 8 vs. Wagner, 2018  
Most Points: 18 vs. Louisville, 2018

### **#95 IAN HAWKINS, P**

Punts: 6 at Florida State, 2021  
Longest Punt: 44 yards at Florida State, 2021  
Punt avg.: 33.2 yards at Florida State, 2021

### **#98 JAMES WILLIAMS, P**

Punts: 7, twice last vs. Clemson, 2021  
Longest Punt: 60 yards vs. Rutgers, 2021  
Punts Inside 20: 4 vs. Clemson, 2021  
Punt avg.: 43.0 yards vs. Boston College, 2021

## INDIVIDUAL NOTES • DEFENSE



### **#85 • DE • JOSH BLACK • 6-3 • 290 • R-SR**

- Has 153 tackles, 24 tackles for loss and 8 sacks in 57 games in four-plus seasons. He tallied his first career interception against Georgia Tech in 2020.
- Had a career-best 2.5 tackles for loss and a season-best seven tackles against Rutgers this season.
- 33 consecutive starts on the defensive line.
- Squats over 700-pounds.
- Retweeted by Dwayne "The Rock" Johnson after posting a video of himself running up a wall and doing a backflip.



### **#0 • DT • MCKINLEY WILLIAMS • 6-4 • 285 • R-SR**

- First player in team history to wear "0" after the NCAA made it an eligible number for the first time starting in 2020.
- Tied career high with five tackles against Boston College in 2020.
- In 58 games (30 starts) in four seasons, has 113 tackles (69 solo), including 19.0 for a loss and 3.5 sacks.
- Nickname is "Bear." One of the most physically-gifted players on the team (can do a back handspring).



### **#18 • DE • CODY ROSCOE • 6-1 • 275 • SR**

- Leads the ACC in both sacks (8.0) and tackles for a loss (11.0).
- Named to AP's Midseason All-America Team.
- In 20 appearances at SU, has 59 tackles (35 solo), 17.0 tackles for a loss and 10.0 sacks.
- Made his first start as a Syracuse player against Liberty.



### **#3 • LB • MIKEL JONES • 6-1 • 220 • SO**

- Second in the ACC in solo tackles (45).
- Named ACC Linebacker of the Week after recording 11 tackles and 2.5 tackles for a loss against Rutgers.
- Tied for the top spot in the ACC with four interceptions and was involved in eight different takeaways, which was the most of any defensive player nationally in 2020.
- Honorable Mention All-ACC in 2020 and is on the Butkus Award Watch List in 2021.



### **#2 • LB • MARLOWE WAX • 6-0 • 235 • FR**

- Set a career high in tackles vs Florida State with 10.
- After playing in all-11 games as a true freshman in 2020, Wax has started all nine games in 2021
- 68 tackles, 12.5 tackles for loss and seven sacks in his career.
- One of his sacks resulted in a safety as he brought down NC State's Bailey Hockman resulting in a fumble out of the back of the end zone.



### **#7 • LB • STEFON THOMPSON • 6-1 • 235 • FR**

- Tied a career high in tackles with nine at Virginia Tech.
- Recorded a career-best 4.0 TFLs at Louisville in 2020, which was the most by a Syracuse true freshman even in one game.
- Tallied 94 tackles (60 solo), including 14.5 tackles for loss, and three forced fumbles, in 18 career games for the Orange.
- Was first true freshman LB to start a season opener for the Orange since Donovan Darius in 2011, when he did it last year



### **#8 • CB • GARRETT WILLIAMS • 6-0 • 190 • R-FR**

- Named a Freshman All-American by The Athletic in 2020.
- Ranks second in the ACC in pass breakups (8).
- Recorded his first career interception at Clemson in 2020, where he picked off Trevor Lawrence and returned it for the first career pick-six surrendered by Lawrence.



### **#11 • BS • JA'HAD CARTER • 6-2 • 200 • FR**

- Has made three straight starts after returning against Clemson.
- Named a freshmen All-American by Rivals in 2020
- In 15 career games, has 87 tackles, including 3.0 tackles for a loss, an interception, a forced fumble and a fumble recovery.
- No. 11 prospect out of Virginia in class of 2019 according to Rivals.



### **#23 • ROV • JUSTIN BARRON • 6-4 • 215 • FR**

- Set a career high in pass breakups with two against Wake Forest.
- 11th ranked prospect in Connecticut in the Class of 2020 according to Rivals.com.
- Switched from wide receiver to defensive back during the 2020 season.



### **#14 • FS • JASON SIMMONS • 6-0 • 195 • SO**

- Recorded first career interception vs. Wake Forest.
- A starter in first eight games of 2021 season.
- Played in 11 games with eight starts in 2019 at New Mexico State.
- Joined the Orange after transferring from New Mexico State prior to the 2021 season.



### **#20 • CB • DUCE CHESTNUT • 6-0 • 195 • FR**

- Has two interceptions in just nine career appearances.
- Named to The Athletic's and ESPN's midseason All-Freshmen team.
- Named ACC Rookie of the Week for his debut performance against Ohio (eight tackles, 1 INT, 1 PBU).
- Two-Time USA Today Network All-New Jersey selection, including first-team honors in 2020

## KEY RESERVES/SPECIALISTS



### **#9 • DE • KINGSLEY JONATHAN • 6-4 • 260 • SR**

- Born in Lagos, Nigeria.
- Has tallied 94 tackles (58 solo), 21.5 tackles for loss, 15.0 sacks, three forced fumbles and two fumble recoveries in 50 career games.
- Set a career high in sacks with three against Boston College.



### **#19 • ROV • ROB HANNA • 6-0 • 170 • FR**

- Made first collegiate start vs. Georgia Tech in 2020 after Andre Cisco's pregame injury and secured his first career interception.
- In 18 career games, recorded 80 tackles (60 solo), including 3.0 tackles for loss and a fumble recovery.
- Recorded his first career sack against Virginia Tech.



### **#10 • CB • ADRIAN COLE • 5-11 • 185 • R-FR**

- Made first career start against UAlbany and set a career high in pass break ups with two.
- Appeared in five games last season, making his season debut against Clemson
- Born in Ceiba, Puerto Rico.



### **#31 • LB • GEOFF CANTIN-ARKU • 6-4 • 230 • SO**

- Set new career highs in TFLs (2.0) and sacks (2.0) at Louisville last season.
- Recorded career-best 10 tackles versus Duke in 2020.
- Fourth on Syracuse with 63 tackles a year ago.
- Rated the No. 3 overall Canadian prospect in the Class of 2019 by ESPN.



### **#93 • DE • CALEB OKECHUKWU • 6-4 • 265 • R-SO**

- Recorded a career high in tackles against Rutgers with six
- In 20 appearances, has 31 tackles (17 solo) 3.0 tackles for a loss and 2.0 sacks
- No. 11 Prospect out of Washington D.C. in the class of 2018 according to Rivals.com

## CAREER HIGHS • DEFENSE/SPECIALISTS

### **#0 MCKINLEY WILLIAMS, DL**

Tackles: 5, twice, last vs. Boston College, 2020  
TFL: 2.0, twice, last at Clemson, 2020  
Sacks: 1.0, three times, last vs. Rutgers, 2021  
Fumble Recoveries: 1 at Wake Forest, 2018

### **#2 MARLOWE WAX, LB**

Tackles: 10 at Florida State, 2021  
TFL: 2.5 vs. NC State, 2020  
Sacks: 2.0 vs. NC State, 2020  
Forced Fumbles: 1, twice, last vs. Albany, 2021  
Fumble Recoveries: 1 at Notre Dame, 2020

### **#3 MIKEL JONES, LB**

Tackles: 13 vs. Duke, 2020  
TFL: 2.5 vs. Rutgers, 2021  
Sacks: 2.0 vs. Liberty, 2021  
Forced Fumbles: 1, three times, last at Louisville, 2020  
Fumble Recoveries: 1, three times, last vs. Liberty, 2021  
Interceptions: 1, four times, last vs. NC State, 2020  
Pass Breakups: 1, twice, last vs. Duke, 2019

### **#7 STEFON THOMPSON, LB**

Tackles: 9, three times, last at Virginia Tech, 2021  
TFL: 4.0 at Louisville, 2020  
Sacks: 2.0 vs. Albany, 2021  
Forced Fumbles: 2 vs. Albany, 2021

### **#8 GARRETT WILLIAMS, DB**

Tackles: 9, twice last vs. Wake Forest, 2020  
TFL: 2.0 vs. Boston College, 2021  
Sacks: 1.0 vs. Wake Forest, 2020  
Interceptions: 1, twice, last at Louisville, 2020  
Pass Breakups: 3 at Notre Dame, 2020

### **#9 KINGSLEY JONATHAN, DL**

Tackles: 6, twice, last vs. Wake Forest, 2020  
TFL: 3.0 vs. Boston College, 2021  
Sacks: 3.0 vs. Boston College, 2021  
Forced Fumbles: 1, three times, last vs. Duke, 2020  
Fumble Recoveries: 1, twice, last vs. Liberty, 2019  
Pass Breakups: 1, three times, last at Clemson, 2020

### **#10 ADRIAN COLE, DB**

Tackles: 5 at Louisville, 2020  
Pass Breakups: 2 vs. Albany, 2021  
TFL: 0.5 at Virginia Tech, 2021

### **#11 JA'HAD CARTER, DB**

Tackles: 13 vs. NC State, 2020  
TFL: 2.0 vs. NC State, 2020  
Interceptions: 1, twice, last at Notre Dame, 2020  
Pass Breakups: 1, four times, last at Virginia Tech, 2021  
Fumble Recoveries: 1 at Louisville, 2020  
Forced Fumbles: 1 vs. NC State, 2020

### **#14 JASON SIMMONS, DB**

Tackles: 12 vs. Fresno State, 2019 \*  
TFL: 3 at Central Michigan, 2019 \*  
Forced Fumbles: at Central Michigan, 2019 \*  
Fumble Recoveries: 1 at Georgia Southern, 2019 \*  
Interceptions: 1 vs. Wake Forest, 2021  
Pass Breakups: 3, three times, last at Liberty, 2019 \*  
\* - at New Mexico State

### **#15 NEIL NUNN, DB**

Tackles: 2 at North Carolina, 2020

### **#16 LEON LOWERY, LB**

Tackles: 3 vs. Duke, 2020  
TFL: 0.5 vs. NC State, 2020

### **#17 STEVE LINTON, LB**

Tackles: 4, twice, last vs. Duke, 2020  
TFL: 1.0 vs. Wake Forest, 2021  
Sacks: 1.0 vs. Wake Forest, 2021  
Fumble Recoveries: 1 vs. Georgia Tech, 2020

### **#18 CODY ROSCOE, DL**

Tackles: 7, twice, last vs. Rutgers, 2021  
TFL: 3.0, twice, last vs. Albany, 2021  
Sacks: 3.0 vs. Albany, 2021  
Forced Fumbles: 1, six times, last vs. Liberty, 2021  
Fumble Recoveries: 1 vs. Duke, 2020  
Interceptions: 1 at Stephen F. Austin, 2017 \*  
Pass Breakups: 6 vs. Houston Baptist, 2019 \*  
\* - at McNeese State

### **#19 ROB HANNA, DB**

Tackles: 12 vs. Duke, 2020  
TFL: 1.0, three times, last at Virginia Tech, 2021  
Fumble Recoveries: 1 vs. Duke, 2020  
Interceptions: 1 vs. Georgia Tech, 2020  
Sacks: 1.0 at Virginia Tech, 2021

### **#20 DUCE CHESTNUT, CB**

Tackles: 8 at Ohio, 2021  
TFL: 1.5 vs. Wake Forest, 2021  
Pass Breakups: 1, three times, last at Virginia Tech, 2021  
Interceptions: 1, twice, last at Florida State, 2021

### **#21 ANWAR SPARROW, LB**

Tackles: 2 vs. Albany, 2021

### **#23 JUSTIN BARRON, DB**

Tackles: 6 vs. Wake Forest, 2021  
Tackles for a loss: 0.5 at Ohio, 2021  
Pass Breakups: 2 vs. Wake Forest, 2021

### **#26 AMAN GREENWOOD, DB**

Tackles: 4 vs. Liberty, 2020  
Pass Breakups: 1, five times, last vs. Wake Forest, 2021  
Tackles for a loss: .5 vs. Florida State, 2021

### **#31 GEOFF CANTIN-ARKU, LB**

Tackles: 10 vs. Duke, 2020  
TFL: 2.0, twice, last at Louisville, 2020  
Sacks: 2.0, twice, last at Notre Dame, 2020  
Forced Fumbles: 1, three times, last vs. Boston College, 2021  
Fumble Recoveries: 1 vs. Duke, 2020  
Pass Breakups: 1, twice, last at Florida State, 2021

### **#34 ERIC COLEY, DB**

Tackles: 7, twice, last vs. Boston College, 2021  
TFL: 1.0 at Florida State, 2019  
Interceptions: 1 vs. Western Michigan, 2019  
Pass Breakups: 1, five times, last vs. Boston College, 2021

### **#38 AJ CALABRO, DB**

Tackles: 2 vs. Clemson, 2021

### **#45 KEVIN DARTON, DL**

Tackles: 2, twice, last at Louisville, 2020

### **#50 AARON BOLINSKY, LS**

Tackles: 2 at Wake Forest, 2018  
Forced Fumbles: 1 vs. Holy Cross, 2019  
Fumble Recoveries: 1 at North Carolina, 2020

### **#52 CURTIS HARPER, DL**

Tackles: 4 vs. Boston College, 2019  
TFL: 1.0, twice, last vs. NC State, 2020  
Sacks: 1.0 at Maryland, 2019  
Forced Fumbles: 1 vs. Boston College, 2021

### **#54 JATIUS GEER, DL**

Tackles: 1 vs. Albany, 2021

### **#85 JOSH BLACK, DL**

Tackles: 8, vs. Liberty, 2020  
TFL: 2.5 vs. Rutgers, 2021  
Sacks: 2.0, twice, last vs. Pittsburgh, 2019  
Fumble Recoveries: 1, twice, at Liberty, 2019  
Interceptions: 1 vs. Georgia Tech, 2020  
Pass Breakups: 1 at Duke, 2019  
Blocked Kicks: 1, twice, last at Florida State (PAT), 2019

### **#90 TERRY LOCKETT, DL**

Tackles: 2, twice, last vs. Wake Forest 2021  
Sacks: 1.0 at Florida State, 2021

### **#93 CALEB OKECHUKWU, DL**


Tackles: 7 vs. Rutgers, 2021  
TFL: 1.0, three times, last at Louisville, 2020  
Sacks: 1.0, at Louisville, 2020

### **#99 ELIJAH FUENTES-CUNDIFF, DL**

Tackles: 2 vs. Albany, 2021

\* - from prior school



|   |  |           |
|---|--|-----------|
|  | <b>GAME #1</b><br>Sept. 4, 2021 // Peden Stadium<br>Attendance: 23,904 |           |
|   | <b>SYRACUSE</b>  | <b>29</b> |
|   | <b>OHIO</b>  | <b>9</b>  |

**ATHENS, OH** – Sean Tucker's career night pushed the Orange to a season opening road win. He rushed for a career-high 181 yards on 25 carries, including a six-yard touchdown run, guiding Syracuse to a 29-9 win over Ohio. The Orange rushed for 286 total yards, while holding Ohio to 129. **Tommy DeVito** rushed for a six yard touchdown on Syracuse's opening drive, giving the Orange a lead that it never conceded. DeVito completed 11-of-17 attempts for 90 yards in addition to the touchdown run. Ohio had the ball on their own one-yard line with 6:30 left in the first when **Caleb Okechukwu's** safety made it 9-0 Syracuse.

After Ohio scored two field goals in the second quarter to make it a one possession game going into the second half, the Orange defense held Ohio scoreless in the third. **Andre Szmyt's** 20-yard field goal gave 'Cuse a 15-6 advantage and Tucker's six-yard touchdown extended the lead to 22-6. A **Cooper Lutz** touchdown run would push that lead to 29-9. **Darian Chestnut's** late interception closed out the program's 85th season-opening win.

#### Score by Quarters

|          | 1st | 2nd | 3rd | 4th | Final |
|----------|-----|-----|-----|-----|-------|
| Syracuse | 9   | 3   | 10  | 7   | 29    |
| Ohio     | 0   | 6   | 0   | 3   | 9     |

#### Scoring Summary:


|     |       |     |                              |
|-----|-------|-----|------------------------------|
| 1st | 6:37  | SU  | DeVito 6 yd run (Szmyt kick) |
|     |       |     | 5-67 1:52, SU 7 - OHI 0      |
|     | 6:24  | SU  | SAFETY                       |
|     |       |     | 0:06, SU 9 - OHI 0           |
| 2nd | 13:33 | OHI | Johnson 22 yd field goal     |
|     |       |     | 12-91 5:47, SU 9 - OHI 3     |
|     | 06:42 | SU  | Szmyt 29 yd field goal       |
|     |       |     | 16-61 6:46, SU 12 - OHI 3    |
|     | 00:19 | OHI | Johnson 30 yd field goal     |
|     |       |     | 14-58 6:16, SU 12 - OHI 6    |
| 3rd | 06:23 | SU  | Szmyt 20 yd field goal       |
|     |       |     | 9-24 4:18, SU 15 - OHI 6     |
|     | 00:40 | SU  | Tucker 6 yd run (Szmyt kick) |
|     |       |     | 5-73 1:41, SU 22 - OHI 6     |
| 4th | 11:21 | OHI | Johnson 25 yd field goal     |
|     |       |     | 10-64 4:13, SU 22 - OHI 9    |
|     | 05:15 | SU  | Lutz 11 yd run (Szmyt Kick)  |
|     |       |     | 9-74 6:00, SU 29 - OHI 9     |

|                            | SU      | OHI     |
|----------------------------|---------|---------|
| FIRST DOWNS                | 21      | 20      |
| RUSHES-YARDS (NET)         | 44-283  | 32-134  |
| PASSING YDS (NET)          | 100     | 212     |
| Passes Comp-Att-Int        | 12-18-0 | 23-31-1 |
| TOTAL OFFENSE PLAYS-YARDS  | 62-383  | 63-346  |
| Fumble Returns-Yards       | 0-0     | 0-0     |
| Punt Returns-Yards         | 1-32    | 0-0     |
| Kickoff Returns-Yards      | 6-377   | 5-280   |
| Interception Returns-Yards | 1-23    | 0-0     |
| Punts (Number-Avg)         | 2-37.5  | 1-43    |
| Fumbles-Lost               | 0-0     | 1-0     |
| Penalties-Yards            | 4-39    | 0-0     |
| Possession Time            | 28:23   | 31:37   |
| Third-Down Conversions     | 8 of 12 | 5 of 12 |
| Fourth-Down Conversions    | 0 of 0  | 1 of 2  |
| Red-Zone Scores-Chances    | 5-5     | 3-3     |
| Sacks By: Number-Yards     | 0-0     | 1-3     |

**RUSHING: Syracuse** - Tucker 25-181; DeVito 7-49; Lutz 5-25  
**Ohio** - Tuggle 16-66; Allison 9-44; Rourke 6-26.

**PASSING: Syracuse** - DeVito 11-7-92; Shrader 1-1-8.  
**Ohio** - Rourke 21-28-142; Rogers 1-1-38.

**RECEIVING: Syracuse** - Harris 6-29; Queeley 3-39  
**Ohio** - Buckner 7-102; Walton 3-24; Burton 3-18.

|   |  |           |
|---|--|-----------|
|  | <b>GAME #2</b><br>Sept. 11, 2021 // Carrier Dome<br>Attendance: 31,941 |           |
|   | <b>RUTGERS</b>   | <b>17</b> |
|   | <b>SYRACUSE</b>  | <b>7</b>  |

**SYRACUSE, N.Y.** – Syracuse's defense welcomed fans back to the Carrier Dome with a stellar showing in a close loss to former Big East rival Rutgers. The Orange limited the Rutgers offense to just 195 total yards of offense and a 3-15 third down conversion rate. Second year linebacker **Mikel Jones** led the defense with 11 total tackles and 2.5 tackles for a loss, one of them coming on a 4th down stop in the second quarter. Junior wide receiver **Taj Harris** extended his streak of games with a reception to 14 with a eight reception, 122 yard effort.

After a scoreless first half, Rutgers opened the scoring in the third frame with a 11 yard touchdown run by Kyle Monangai. Syracuse would respond quickly with a three-play, 75 yard drive that ended with **Sean Tucker** finding the endzone on a 24-yard run, 7-7. Tucker's run was set up by a deep sideline pass from **Tommy DeVito** to Harris for 51 yards, Syracuse's longest play of the game. Rutgers would regain the lead in the closing moments of the third frame with a 30-yard touchdown strike by senior quarterback Noah Verdal, 14-7.

In the fourth, a Syracuse turnover deep in their own zone allowed the Scarlett Knights to take their largest lead of the game with a 27-yard field goal by Valentino Ambrosio.

#### Score by Quarters

|          | 1st | 2nd | 3rd | 4th | Final |
|----------|-----|-----|-----|-----|-------|
| Rutgers  | 0   | 0   | 14  | 3   | 17    |
| Syracuse | 0   | 0   | 7   | 0   | 7     |

#### Scoring Summary:


|     |       |     |                                    |
|-----|-------|-----|------------------------------------|
| 3rd | 6:46  | RUT | Monangai 11 yd run (Ambrosio kick) |
|     |       |     | 13-63 6:15, RUT 7 - SU 0           |
|     | 5:54  | SU  | Tucker 24 yd run (Szmyt kick)      |
|     |       |     | 3-75 0:52, RUT 7 - SU 7            |
|     | 00:24 | RUT | Haskins 30 yd pass (Ambrosio kick) |
|     |       |     | 6-41 2:55, RUT 14 - SU 7           |
| 4th | 8:23  | RUT | Ambrosio 27 yd field goal          |
|     |       |     | 4-1 2:05, RUT 17 - OHI 7           |

|                            | RUT     | SU      |
|----------------------------|---------|---------|
| FIRST DOWNS                | 16      | 14      |
| RUSHES-YARDS (NET)         | 43-50   | 30-67   |
| PASSING YDS (NET)          | 145     | 191     |
| Passes Comp-Att-Int        | 22-28-0 | 19-32-1 |
| TOTAL OFFENSE PLAYS-YARDS  | 71-195  | 62-258  |
| Fumble Returns-Yards       | 0-0     | 0-0     |
| Punt Returns-Yards         | 0-0     | 0-0     |
| Kickoff Returns-Yards      | 0-0     | 2-48    |
| Interception Returns-Yards | 1-0     | 0-0     |
| Punts (Number-Avg)         | 6-52.2  | 8-31.5  |
| Fumbles-Lost               | 1-0     | 4-2     |
| Penalties-Yards            | 4-40    | 8-55    |
| Possession Time            | 35:56   | 24:04   |
| Third-Down Conversions     | 3 of 14 | 2 of 14 |
| Fourth-Down Conversions    | 2 of 4  | 1 of 1  |
| Red-Zone Scores-Chances    | 2-4     | 1-1     |
| Sacks By: Number-Yards     | 5-27    | 4-27    |

**RUSHING: Syracuse** - Tucker 13-54; DeVito 9-13.  
**Rutgers** - Pacheco 18-44; Monangai 8-20.

**PASSING: Syracuse** - DeVito 15-26-149; Shrader 4-6-18.  
**Rutgers** - Vedral 22-28-145.

**RECEIVING: Syracuse** - Harris 8-122; Tucker 4-27  
**Rutgers** - Melton 9-44; Cruickshank 4-22; Haskins 3-38

|   |  |           |
|---|--|-----------|
|  | <b>GAME #3</b><br>Sept. 18, 2021 // Carrier Dome<br>Attendance: 30,156 |           |
|   | <b>UALBANY</b>   | <b>24</b> |
|   | <b>SYRACUSE</b>  | <b>62</b> |

**SYRACUSE, N.Y.** – The Orange rolled past Albany, 62-24, with a show-stopping performance by freshmen running back **Sean Tucker**. The Maryland native scored five touchdowns, and is the first player in school history to have 100+ rushing (132) and receiving yards (121) in a single game. Syracuse exploded for 623 offensive yards, as **Garrett Shrader** and **Tommy DeVito** combined to complete 17-of-24 passing attempts for 337 yards and two touchdowns in the air.

#### Score by Quarters

|          | 1st | 2nd | 3rd | 4th | Final |
|----------|-----|-----|-----|-----|-------|
| Albany   | 10  | 0   | 0   | 14  | 24    |
| Syracuse | 21  | 24  | 10  | 7   | 62    |

#### Scoring Summary:

|     |       |     |  |
|-----|-------|-----|--|
| 1st | 9:57  | SU  | Tucker 8 yd run (Szmyt kick)                 |
|     |       |     | 10-62 5:03, SU 7 - ALB 0                     |
|     | 6:35  | SU  | Tucker 56 yd run (Szmyt kick)                |
|     |       |     | 5-81 1:54, SU 14 - ALB 0                     |
|     | 3:21  | ALB | Burns 37 yd field goal                       |
|     |       |     | 8-55 3:14, SU 14 - ALB 3                     |
|     | 2:48  | ALB | Lewis 25 yd interception return (Burns kick) |
|     |       |     | 0:29, SU 14 - ALB 10                         |
|     | 2:07  | SU  | Alford 73 yd pass (Szmyt kick)               |
|     |       |     | 2-75 0:41, SU 21 - ALB 10                    |
| 2nd | 12:30 | SU  | Szmyt 48 yd field goal                       |
|     |       |     | 7-39 2:23, SU 24 - ALB 10                    |
|     | 8:50  | SU  | Tucker 72 yd pass (Szmyt kick)               |
|     |       |     | 3-53 1:13, SU 31 - ALB 10                    |
|     | 7:51  | SU  | Tucker 12 yd run (Szmyt kick)                |
|     |       |     | 1-12 0:04, SU 38 - ALB 10                    |
|     | 0:32  | SU  | Shrader 2 yd run (Szmyt kick)                |
|     |       |     | 9-58 3:19, SU 45 - ALB 10                    |
| 3rd | 12:09 | SU  | Tucker 26 yd run (Szmyt kick)                |
|     |       |     | 2-27 0:28, SU 52 - ALB 10                    |
|     | 1:39  | SU  | Szmyt 28 yd field goal                       |
|     |       |     | 9-78 4:26, SU 55 - ALB 10                    |
| 4th | 12:29 | SU  | Shrader 1 yd run (Szmyt kick)                |
|     |       |     | 6-40 2:17, SU 62 - ALB 10                    |
|     | 3:50  | ALB | Carino 2 yd run (Burns kick)                 |
|     |       |     | 12-75 8:39, SU 62 - ALB 17                   |
|     | 2:23  | ALB | McAdams 5 yd pass (Burns kick)               |
|     |       |     | 3-21 1:25, SU 62 - ALB 24                    |

|                            | ALB     | SU      |
|----------------------------|---------|---------|
| FIRST DOWNS                | 11      | 24      |
| RUSHES-YARDS (NET)         | 32-7    | 42-286  |
| PASSING YDS (NET)          | 128     | 337     |
| Passes Comp-Att-Int        | 14-22-0 | 17-24-2 |
| TOTAL OFFENSE PLAYS-YARDS  | 54-135  | 66-623  |
| Fumble Returns-Yards       | 0-0     | 0-0     |
| Punt Returns-Yards         | 0-0     | 4-31    |
| Kickoff Returns-Yards      | 3-37    | 3-45    |
| Interception Returns-Yards | 2-42    | 0-0     |
| Punts (Number-Avg)         | 9-330   | 1-38    |
| Fumbles-Lost               | 4-1     | 1-0     |
| Penalties-Yards            | 8-90    | 16-164  |
| Possession Time            | 29:38   | 28:15   |
| Third-Down Conversions     | 4 of 14 | 3 of 7  |
| Fourth-Down Conversions    | 0 of 0  | 1 of 1  |
| Red-Zone Scores-Chances    | 3-3     | 5-6     |
| Sacks By: Number-Yards     | 0-0     | 8-41    |

**RUSHING: Syracuse** - Tucker 13-132; Howard 6-76.  
**Albany** - Carino 12-19; Mofo 4-10.

**PASSING: Syracuse** - DeVito 6-9-147; Shrader 11-15-190  
**Albany** - Undercuffler 7-13-69; Carino 7-9-59

**RECEIVING: Syracuse** - Tucker 3-121; Alford 1-73  
**Albany** - Parker, 3-46; Jabbie 4-42



|   |    |
|---|----|
|  |    |
| <b>GAME #4</b><br>Sept. 24, 2021 // Carrier Dome<br>Attendance: 29,942            |    |
| LIBERTY   | 21 |
| SYRACUSE  | 24 |

**SYRACUSE, NY-** Syracuse ended their three game homestand in thrilling fashion. **Andre Szmyt** kicked 35-yard field goal as time expired to secure the win for the Orange over a Liberty team that won 15 of their last 16 dating back to 2019. The game winning kick was set up by a Syracuse takeaway, as **Cody Roscoe** and **Marlowe Wax** combined to force a Malik Willis fumble. **Mikel Jones** recovered, and a deep drive by the Syracuse offense drained the clock and put Szmyt in prime position to win the game.

All of the Orange's touchdowns came on the ground, as **Sean Tucker** led Syracuse with 168 rushing yards. He's now the 14th player in program history to have six or more 100-yard rushing games. Tucker's accomplished the feat in just 13 games. **Garrett Shrader** made his first start in a Syracuse jersey, as he tallied two rushing touchdowns.

Syracuse jumped out to a 14-0 lead in the first half with a Sean Tucker 27-yard touchdown run. Liberty would cut into the lead before the half ended with a seven yard touchdown, 14-7. When play resumed, Shrader ran the ball up the middle of the Liberty defense to make the score 21-7. Two unanswered Liberty scores tied the game at 21-all, before Syracuse came away with the ball and the eventual game winning drive.

#### Score by Quarters

|          |   |    |   |   |    |
|----------|---|----|---|---|----|
| Liberty  | 0 | 7  | 7 | 7 | 21 |
| Syracuse | 0 | 14 | 7 | 3 | 24 |

#### Scoring Summary:


|     |       |     |                                  |                           |
|-----|-------|-----|----------------------------------|---------------------------|
| 2nd | 13:40 | SU  | Shrader 1 yd run (Szmyt kick)    | 13-92 5:18, SU 7 - LIB 0  |
|     | 09:51 | SU  | Tucker 27 yd run (Szmyt kick)    | 4-55 1:40, SU 14 - LIB 0  |
|     | 01:33 | LIB | Louis 7 yd pass (Barbir kick)    | 8-76 3:30, SU 14 - LIB 7  |
| 3rd | 09:46 | SU  | Shrader 10 yd run (Szmyt kick)   | 9-74 3:46, SU 21 - LIB 7  |
|     | 02:57 | LIB | Daniels 23 yd pass (Barbir kick) | 9-73 3:18, SU 21 - LIB 14 |
| 4th | 14:31 | LIB | Douglas 33 yd pass (Barbir kick) | 5-75 1:27, SU 21 - LIB 21 |
|     | 00:00 | SU  | Szmyt 35 yd field goal           | 7-13 3:35, SU 24 - LIB 21 |

|                            | LIB     | SU      |
|----------------------------|---------|---------|
| FIRST DOWNS                | 20      | 22      |
| RUSHES-YARDS (NET)         | 41-150  | 53-228  |
| PASSING YDS (NET)          | 219     | 77      |
| Passes Comp-Att-Int        | 16-21-0 | 6-15-0  |
| TOTAL OFFENSE PLAYS-YARDS  | 62-369  | 68-305  |
| Fumble Returns-Yards       | 0-0     | 0-0     |
| Punt Returns-Yards         | 3-13    | 0-0     |
| Kickoff Returns-Yards      | 2-22    | 0-0     |
| Interception Returns-Yards | 0-0     | 0-0     |
| Punts (Number-Avg)         | 5-44    | 7-37.7  |
| Fumbles-Lost               | 1-1     | 0-0     |
| Penalties-Yards            | 7-69    | 5-37    |
| Possession Time            | 28:39   | 31:21   |
| Third-Down Conversions     | 5 of 12 | 4 of 13 |
| Fourth-Down Conversions    | 0 of 1  | 0 of 0  |
| Red-Zone Scores-Chances    | 1-3     | 2-3     |
| Sacks By: Number-Yards     | 1-7     | 6-31    |

**RUSHING:** Syracuse - Tucker 32-169; Shrader 16-53  
 Liberty - Louis 9-59; Willis 17-49

**PASSING:** Syracuse- Shrader 6-15-77  
 Liberty- Willis 14-19-205

**RECEIVING:** Syracuse - Tucker 2-27; Harris 2-20  
 Liberty -Douglas 7-57; Daniels 4-86

|   |    |
|---|----|
|  |    |
| <b>GAME #5</b><br>Oct. 2, 2021 // Doak Campbell Stadium<br>Attendance: 56,609     |    |
| SYRACUSE  | 30 |
| FLORIDA STATE   | 33 |

**TALLAHASSEE, FL.-** Syracuse came up short in a 33-30 loss at Florida State. The Orange trailed by 10 twice in the final 20 minutes but fought back to tie the game at 30, before the 'Noles drilled a walk-off field goal in the ACC opener.

**Garrett Shrader** tied the Syracuse record for rushing TDs in a game by a quarterback (3) and **Sean Tucker** rushed for 102 yards to record his seventh career 100-yard rushing game. Shrader threw for 150 yards and one touchdown.

FSU took a 10-point lead, 30-20, early in the fourth quarter. Shrader connected with **Anthony Queely** to once again make it a three-point game with 10:35 to play. Syracuse's defense came up big with an interception by freshman **Darian Chestnut**. Rushes by Shrader and Tucker put 'Cuse in field goal range where Szmyt connected for 24 yards, 30-30. SU forced a three-and-out but were unable to get to field goal range as FSU took over with 1:03 to play. A 34-yard field goal as time expired gave FSU the win.

#### Score by Quarters

|               |   |    |   |    |    |
|---------------|---|----|---|----|----|
| Syracuse      | 0 | 13 | 7 | 10 | 30 |
| Florida State | 3 | 13 | 7 | 10 | 33 |

#### Scoring Summary:


|     |       |     |  |                           |
|-----|-------|-----|--|---------------------------|
| 1st | 06:12 | FSU | Fitzgerald 35 yd field goal                  | 17-48 7:10, SU 0 - FSU 3  |
|     | 07:40 | FSU | McDonald 14 yd pass (Fitzgerald missed kick) | 5-50 1:53, SU 0 - FSU 9   |
|     | 06:21 | SU  | Shrader 55 yd run (Szmyt missed kick)        | 3-67 1:13, SU 6 - FSU 9   |
|     | 02:33 | SU  | Shrader 5 yd run (Szmyt kick)                | 5-60 1:38, SU 13 - FSU 9  |
|     | 00:36 | FSU | Helton 14 yd pass (Fitzgerald kick)          | 6-75 1:57, SU 13 - FSU 16 |
| 3rd | 08:48 | FSU | Parchment 3 yd run (Fitzgerald kick)         | 8-44 2:55, SU 13 - FSU 23 |
|     | 00:09 | SU  | Shrader 1 yd run (Szmyt kick)                | 4-49 1:30, SU 20 - FSU 23 |
| 4th | 13:24 | FSU | Corbin 2 yd run (Fitzgerald kick)            | 5-80 1:40, SU 20 - FSU 30 |
|     | 10:35 | SU  | Queeley 26 yd pass (Szmyt kick)              | 6-61 2:40, SU 27 - FSU 30 |
|     | 05:17 | SU  | Szmyt 24 yd field goal                       | 7-35 3:11, SU 30 - FSU 30 |
|     | 00:00 | FSU | Fitzgerald 34 yd field goal                  | 7-63 1:03, SU 30 - FSU 33 |

|                            | SU      | FSU     |
|----------------------------|---------|---------|
| FIRST DOWNS                | 18      | 22      |
| RUSHES-YARDS (NET)         | 40-239  | 37-247  |
| PASSING YDS (NET)          | 150     | 131     |
| Passes Comp-Att-Int        | 13-21-1 | 22-32-1 |
| TOTAL OFFENSE PLAYS-YARDS  | 63-389  | 69-378  |
| Fumble Returns-Yards       | 0-0     | 0-0     |
| Punt Returns-Yards         | 2-15    | 4-15    |
| Kickoff Returns-Yards      | 6-275   | 6-377   |
| Interception Returns-Yards | 1-0     | 1-0     |
| Punts (Number-Avg)         | 6-33.2  | 6-44.7  |
| Fumbles-Lost               | 0-0     | 2-1     |
| Penalties-Yards            | 3-28    | 3-30    |
| Possession Time            | 29:44   | 30:16   |
| Third-Down Conversions     | 2 of 12 | 6 of 15 |
| Fourth-Down Conversions    | 0 of 3  | 2 of 2  |
| Red-Zone Scores-Chances    | 3-4     | 6-6     |
| Sacks By: Number-Yards     | 2-11    | 1-6     |

**RUSHING:** Syracuse - Shrader 16-143; Tucker 24-104  
 Florida State - Travis 19-124; Corbin 14-72

**PASSING:** Syracuse- Shrader 13-23-150  
 Florida State- Travis 22-32-131

**RECEIVING:** Syracuse - Jackson 6-57; Queeley 2-50  
 Florida State - McDonald 5-41; Ward 5-29

|   |    |
|---|----|
|  |    |
| <b>GAME #6</b><br>Oct. 9, 2021 // Carrier Dome<br>Attendance: 38,554                |    |
| WAKE FOREST   | 40 |
| SYRACUSE  | 37 |

**SYRACUSE, N.Y.-** Syracuse quarterback **Garrett Shrader** and freshman running back **Sean Tucker** combined for 353 rushing yards and three rushing touchdowns but it was not enough as No. 19 Wake Forest defeated the Orange in overtime. Syracuse forced overtime with a 94-yard scoring drive that ended with a 28-yard touchdown pass from Shrader to Tucker with 21 seconds left, 34-34.

In overtime, Syracuse scored first, with a 38-yard field goal by Szmyt, 37-34. Wake's Sam Hartman found Perry in the back corner of the end zone with a 22-yard pass to end the game. Syracuse posted a season-high 514 yards of total offense. The Orange's 354 rushing yards were the most since 2014.

#### Score by Quarters

|             |   |    |   |   |   |    |
|-------------|---|----|---|---|---|----|
| Wake Forest | 3 | 14 | 9 | 8 | 6 | 30 |
| Syracuse    | 7 | 14 | 6 | 7 | 3 | 33 |

#### Scoring Summary:


|     |       |    |   |                           |
|-----|-------|----|---|---------------------------|
| 1st | 12:06 | WF | Sciba 22 yd field goal                    | 9-75 2:49, SU 0 - WF 3    |
|     | 08:28 | SU | Tucker 6 yd run (Szmyt kick)              | 9-78 3:34, SU 7 - WF 3    |
| 2nd | 14:21 | SU | Queeley 24 yd pass (Szmyt kick)           | 11-77 5:27, SU 14 - WF 3  |
|     | 11:53 | WF | Perry 46 yd pass (Sciba kick)             | 6-77 2:21, SU 14 - WF 10  |
|     | 06:49 | SU | Shrader 5 yd run (Szmyt kick)             | 10-71 4:56, SU 21 - WF 10 |
|     | 00:48 | WF | Hartman 1 yd run (Sciba kick)             | 8-31 3:39, SU 21 - WF 17  |
| 3rd | 07:57 | WF | Sciba 40 yd field goal                    | 10-20 4:56, SU 21 - WF 20 |
|     | 04:32 | WF | Perry 69 yd pass (Missed 2 pt conversion) | 1-69 :12, SU 21 - WF 26   |
|     | 02:23 | SU | Tucker 14 yd run (Missed 2 pt conversion) | 5-75 2:09, SU 27 - WF 26  |
| 4th | 3:28  | WF | Beal-Smith 10 yd run (Hartman pass)       | 11-73 3:45, SU 27 - WF 34 |
|     | 00:21 | SU | Tucker 28 yd pass (Szmyt kick)            | 11-94 2:00, SU 34 - WF 34 |
| OT  | 00:00 | SU | Szmyt 38 yd field goal                    | 6-5 00:00, SU 37 - WF 34  |
|     | 00:00 | WF | Perry 22 yd pass                          | 2-25 00:00, SU 37 - WF 40 |

|                            | WF      | SU      |
|----------------------------|---------|---------|
| FIRST DOWNS                | 21      | 33      |
| RUSHES-YARDS (NET)         | 37-96   | 58-354  |
| PASSING YDS (NET)          | 330     | 160     |
| Passes Comp-Att-Int        | 19-32-1 | 15-27-0 |
| TOTAL OFFENSE PLAYS-YARDS  | 69-426  | 85-514  |
| Fumble Returns-Yards       | 0-0     | 0-0     |
| Punt Returns-Yards         | 2-15    | 3-31    |
| Kickoff Returns-Yards      | 4-88    | 6-104   |
| Interception Returns-Yards | 0-0     | 1-4     |
| Punts (Number-Avg)         | 5-45.6  | 6-30.8  |
| Fumbles-Lost               | 0-0     | 1-1     |
| Penalties-Yards            | 4-45    | 3-30    |
| Possession Time            | 26:10   | 33:50   |
| Third-Down Conversions     | 6 of 14 | 7 of 15 |
| Fourth-Down Conversions    | 1 of 1  | 0 of 0  |
| Red-Zone Scores-Chances    | 4-4     | 4-4     |
| Sacks By: Number-Yards     | 2-16    | 2-19    |

**RUSHING:** Syracuse - Shrader 29-178; Tucker 26-153  
 Wake Forest - Beal-Smith 17-63; Turner 5-14

**PASSING:** Syracuse- Shrader 15-27-160  
 Wake Forest- Hartman 19-32-330

**RECEIVING:** Syracuse - Jackson 5-64; Queeley 2-32  
 Wake Forest - Perry 3-137; Roberson 9-135

|   |  |   |
|---|--|---|
|  |  | <b>GAME #7</b><br>Oct. 15, 2021 // Carrier Dome<br>Attendance: 36,670 |
| CLEMSON   |  | 17  |
| SYRACUSE  |  | 14  |

**SYRACUSE, NY-** For the fourth-straight week, Syracuse came down to the wire. However, the Orange ended up on the wrong side of their bid to defeat Clemson, falling 17-14 after a game-tying field goal attempt missed in the final minute.

Sean Tucker tied a school record with his fifth-straight 100-yard rushing game. He finished with 22 carries for 157 yards and improved his season total to 948 yards. It's the 20th best single-season rushing total in program history through just seven weeks.

Clemson struck first after a scoreless first quarter. DJ Uiagalelei threw a 19-yard touchdown pass to Joseph Ngata with 9:06 to go before half. Syracuse responded with a touchdown of their own to tie the game with a Shrader two-yard rush. Clemson went ahead with a Kobe Pace rushing touchdown with nine seconds remaining, 14-7.

Clemson's Potter had a 40-yard field goal with 9:22 to play in regulation to give the Tigers a 17-7 lead, but Syracuse again made things interesting late. Shrader delivered a 62-yard touchdown strike through a big hit to Trebor Pena. It was Pena's first collegiate touchdown reception.

A huge stop by the Orange defense put the ball back in Shrader's hands as 'Cuse stormed down the field but a missed their 48-yard attempt on fourth and one sealed the game in favor of the visitors with 39 seconds to go.

#### Score by Quarters

|          | 1st | 2nd | 3rd | 4th | Final |
|----------|-----|-----|-----|-----|-------|
| Clemson  | 0   | 14  | 0   | 3   | 17    |
| Syracuse | 0   | 7   | 0   | 7   | 14    |

#### Scoring Summary:


|     |       |     |                                |
|-----|-------|-----|--------------------------------|
| 2nd | 9:06  | CLE | Ngata 19 yd pass (Potter kick) |
|     |       |     | 12-87 6:57, CLE 7 - SU 0       |
|     | 5:33  | SU  | Shrader 2 yd run (Szmyt kick)  |
|     |       |     | 10-91 3:28, CLE 7 - SU 7       |
|     | 00:09 | CLE | Pace 2 yd run (Potter kick)    |
|     |       |     | 13-58 1:57, CLE 14 - SU 7      |
| 4th | 9:22  | CLE | Potter 40 yd field goal        |
|     |       |     | 7-4 2:31, CLE 17 - SU 7        |
|     | 7:18  | SU  | Pena 62 yd pass                |
|     |       |     | 5-75 2:04, CLE 17 - SU 14      |

|                            | CLE     | SU      |
|----------------------------|---------|---------|
| FIRST DOWNS                | 20      | 18      |
| RUSHES-YARDS (NET)         | 37-116  | 30-165  |
| PASSING YDS (NET)          | 198     | 191     |
| Passes Comp-Att-Int        | 22-36-0 | 17-37-1 |
| TOTAL OFFENSE PLAYS-YARDS  | 73-314  | 67-356  |
| Fumble Returns-Yards       | 0-0     | 0-0     |
| Punt Returns-Yards         | 3-0     | 5-29    |
| Kickoff Returns-Yards      | 2-47    | 2-32    |
| Interception Returns-Yards | 1-7     | 0-0     |
| Punts (Number-Avg)         | 8-43.6  | 7-39.9  |
| Fumbles-Lost               | 2-0     | 0-0     |
| Penalties-Yards            | 7-60    | 8-77    |
| Possession Time            | 32:59   | 27:01   |
| Third-Down Conversions     | 5 of 15 | 5 of 15 |
| Fourth-Down Conversions    | 1 of 2  | 2 of 2  |
| Red-Zone Scores-Chances    | 2-2     | 1-2     |
| Sacks By: Number-Yards     | 2-4     | 2-11    |

**RUSHING:** Syracuse - Tucker 22-157; Shrader 7-6  
Clemson- Pace 14-76; Mafah 9-30

**PASSING:** Syracuse - Shrader 17-37-191  
Clemson- Uiagalelei 21-34-181

**RECEIVING:** Syracuse - Pena 1-62; Jackson 4-29  
Clemson- Ross 5-51; Allen 8-49

|   |  |   |
|---|--|---|
|  |  | <b>GAME #8</b><br>Oct. 23, 2021 // Lane Stadium<br>Attendance: 57,941 |
| SYRACUSE  |  | 41  |
| VIRGINIA TECH   |  | 36  |

**BLACKSBURG, VA.** - Syracuse scored twice in the final three minutes, capped off Damien Alford catching a 45-yard pass over the top with 19 seconds to play, to put SU up 41-36.

The Hokies' hail mary attempt failed and SU recorded its first ACC road victory since November 2019, snapping a seven-game skid, and evening their 2021 record to 4-4.

Garrett Shrader ran for three touchdowns and threw for two more. His three rushing touchdowns tied the program record for rushing TDs by a quarterback in a game. He now has the second-most rushing TDs by a quarterback (12).

Tucker surpassed the 1,000-yard rushing mark to become the first Orange ball carrier to run for 1,000 yards in a season since Antwon Bailey in 2011.

#### Score by Quarters

|               | 1st | 2nd | 3rd | 4th | Final |
|---------------|-----|-----|-----|-----|-------|
| Syracuse      | 7   | 6   | 7   | 21  | 41    |
| Virginia Tech | 7   | 12  | 7   | 10  | 36    |

#### Scoring Summary:


|     |       |    |                                      |
|-----|-------|----|--------------------------------------|
| 1st | 8:39  | VT | Delulius 22 yd pass (Romo kick)      |
|     |       |    | 12-75 6:21, VT 7 - SU 0              |
|     | 4:28  | SU | Tucker 28 yd run (Szmyt kick)        |
|     |       |    | 9-75 4:11, VT 7 - SU 7               |
| 2nd | 14:02 | VT | Thomas 4 yd run (Romo kick)          |
|     |       |    | 10-75 4:56, VT 14 - SU 7             |
|     | 1:54  | SU | Shrader 9 yd run (Szmyt missed kick) |
|     |       |    | 11-98 4:34, VT 14 - SU 13            |
|     | 1:54  | VT | Strong 95 yd PAT return              |
|     |       |    | 0-0 0:00, VT 16 - SU 13              |
|     | 1:08  | VT | Romo 48 yd field goal                |
|     |       |    | 5-40 0:41, VT 19 - SU 13             |
| 3rd | 11:13 | SU | Shrader 21 yd run (Szmyt kick)       |
|     |       |    | 8-75 3:47, VT 19 - SU 20             |
|     | 6:52  | VT | Thomas 2 yd run (Romo kick)          |
|     |       |    | 5-46 2:22, VT 26 - SU 20             |
| 4th | 13:35 | SU | Shrader 3 yd run (Szmyt kick)        |
|     |       |    | 13-66 6:00, VT 26 - SU 27            |
|     | 10:54 | VT | Romo 33 yd field goal                |
|     |       |    | 5-75 2:04, VT 29 - SU 27             |
|     | 5:36  | VT | Thomas 47 yd run (Romo kick)         |
|     |       |    | 5-69 2:38, VT 36 - SU 27             |
|     | 2:28  | SU | Jackson 12 yd pass (Szmyt kick)      |
|     |       |    | 7-45 2:57, VT 36 - SU 34             |
|     | 00:19 | SU | Alford 45 yd pass (Szmyt kick)       |
|     |       |    | 6-70 0:45, VT 36 - SU 41             |

|                            | SU      | VT      |
|----------------------------|---------|---------|
| FIRST DOWNS                | 25      | 21      |
| RUSHES-YARDS (NET)         | 45-314  | 44-260  |
| PASSING YDS (NET)          | 236     | 177     |
| Passes Comp-Att-Int        | 16-34-0 | 10-20-0 |
| TOTAL OFFENSE PLAYS-YARDS  | 79-550  | 64-437  |
| Fumble Returns-Yards       | 0-0     | 0-0     |
| Punt Returns-Yards         | 1-15    | 2-46    |
| Kickoff Returns-Yards      | 1-51    | 5-94    |
| Interception Returns-Yards | 0-0     | 0-0     |
| Punts (Number-Avg)         | 5-39.8  | 4-49.5  |
| Fumbles-Lost               | 3-0     | 0-0     |
| Penalties-Yards            | 7-45    | 1-5     |
| Possession Time            | 31:14   | 28:16   |
| Third-Down Conversions     | 7 of 16 | 5 of 12 |
| Fourth-Down Conversions    | 4 of 4  | 0 of 1  |
| Red-Zone Scores-Chances    | 3-4     | 3-3     |
| Sacks By: Number-Yards     | 3-28    | 1-3     |

**RUSHING:** Syracuse - Shrader 22-174; Tucker 20-112  
Virginia Tech- Thomas 21-153; Blackshear 10-78

**PASSING:** Syracuse - Shrader 16-34-236  
Virginia Tech- Brumeister 10-20-177

**RECEIVING:** Syracuse - Jackson 7-86; Alford 1-45  
Virginia Tech- Robinson 3-57; Smith 2-48

|   |  |   |
|---|--|---|
|  |  | <b>GAME #9</b><br>Oct. 30, 2021 // Carrier Dome<br>Attendance: 32,022 |
| BOSTON COLLEGE  |  | 6   |
| SYRACUSE  |  | 21  |

**SYRACUSE, N.Y.** - The Orange scored three touchdowns in under five minutes for a come-from-behind 21-6 win against Boston College. The 21-point third quarter marked the second-straight game Syracuse put three touchdowns on the scoreboard in a single quarter after using a three-score fourth to beat Virginia Tech.

Sean Tucker moved to third on Syracuse's single-season rushing list with a career high 207 yards and his 13th touchdown, 11th rushing, of the season.

The game was off to a slow start in the first half with Boston College putting the only points on the scoreboard with a 31-yard field goal by Connor Lytton to lead 3-0 at the break.

After the Eagles settled for a field goal in the third quarter, the Orange rally began with a Tucker 51-yard rushing touchdown to make it 7-6 at 7:53 in the third.

The Orange stifled Boston College's offense forcing a three-and-out on the Eagle's next possession. On Syracuse's next drive, Shrader converted on third and one from the BC 48-yard line and took it to the house to up the lead to 14-6.

After yet another Eagles punt, Courtney Jackson's 64-yard punt return gave the Orange their third-unanswered touchdown in the third quarter.

Syracuse's win marks the second time this season the Orange kept the opposition out of the end-zone, and the first time holding a conference team without a touchdown since beating Duke 49-6 on Nov. 16, 2019.

#### Score by Quarters

|                | 1st | 2nd | 3rd | 4th | Final |
|----------------|-----|-----|-----|-----|-------|
| Boston College | 0   | 3   | 3   | 0   | 6     |
| Syracuse       | 0   | 0   | 21  | 0   | 21    |

#### Scoring Summary:

|     |       |    |  |
|-----|-------|----|--|
| 2nd | 12:26 | BC | Connor 31 yd field goal                |
|     |       |    | 7-49 2:23, BC 3 - SU 0                 |
| 3rd | 9:42  | BC | Connor 24 yd field goal                |
|     |       |    | 13-73 5:14, BC 6 - SU 0                |
|     | 7:53  | SU | Tucker 51 yd run (Szmyt kick)          |
|     |       |    | 4-79 1:44, BC 6 - SU 7                 |
|     | 4:27  | SU | Shrader 48 yd run (Szmyt kick)         |
|     |       |    | 5-76 2:35, BC 6 - SU 14                |
|     | 3:00  | SU | Jackson 64 yd punt return (Szmyt kick) |
|     |       |    | 0-0 0:00, BC 6 - SU 21                 |

|                            | BC      | SU      |
|----------------------------|---------|---------|
| FIRST DOWNS                | 15      | 16      |
| RUSHES-YARDS (NET)         | 40-71   | 47-293  |
| PASSING YDS (NET)          | 180     | 65      |
| Passes Comp-Att-Int        | 15-32-0 | 5-14-0  |
| TOTAL OFFENSE PLAYS-YARDS  | 72-251  | 61-358  |
| Fumble Returns-Yards       | 1-21    | 0-0     |
| Punt Returns-Yards         | 2-30    | 2-68    |
| Kickoff Returns-Yards      | 2-44    | 2-32    |
| Interception Returns-Yards | 0-0     | 0-0     |
| Punts (Number-Avg)         | 8-44.6  | 5-43    |
| Fumbles-Lost               | 5-0     | 1-1     |
| Penalties-Yards            | 2-20    | 4-19    |
| Possession Time            | 29:56   | 30:04   |
| Third-Down Conversions     | 5 of 18 | 4 of 13 |
| Fourth-Down Conversions    | 1 of 3  | 0 of 2  |
| Red-Zone Scores-Chances    | 2-4     | 0-1     |
| Sacks By: Number-Yards     | 3-40    | 5-34    |

**RUSHING:** Syracuse - Tucker 26-207; Shrader 16-78  
Boston College- Garwo 17-84; Levy 7-21

**PASSING:** Syracuse - Shrader 5-14-65  
Boston College- Grosel 9-17-93; Morehead 6-15-87

**RECEIVING:** Syracuse - Johnson 2-32; Cooper 1-15  
Boston College- Flowers 6-116; Lewis 2-34

## TEAM STATS

### Team Statistics

|                                  | SYR            | OPP            |
|----------------------------------|----------------|----------------|
| <b>Scoring</b>                   | <b>265</b>     | <b>203</b>     |
| Points per game                  | 29.4           | 22.6           |
| Points Off Turnovers             | 13             | 17             |
| <b>First Downs</b>               | <b>191</b>     | <b>165</b>     |
| Rushing                          | 112            | 77             |
| Passing                          | 68             | 72             |
| Penalty                          | 11             | 16             |
| <b>Rushing Yardage</b>           | <b>2229</b>    | <b>1130</b>    |
| Yards gained rushing             | 2435           | 1465           |
| Yards lost rushing               | 206            | 335            |
| Rushing attempts                 | 389            | 342            |
| Average per rush                 | 5.7            | 3.3            |
| Average per game                 | 247.7          | 125.6          |
| TDs Rushing                      | 26             | 10             |
| <b>Passing Yardage</b>           | <b>1507</b>    | <b>1720</b>    |
| Comp-Att-Int                     | 120-224-5      | 163-254-3      |
| Average per pass                 | 6.7            | 6.8            |
| Average per catch                | 12.6           | 10.6           |
| Average per game                 | 167.4          | 191.1          |
| TDs Passing                      | 8              | 12             |
| <b>Total offense</b>             | <b>3736</b>    | <b>2850</b>    |
| Total plays                      | 613            | 596            |
| Average per play                 | 6.1            | 4.8            |
| Average per game                 | 415.1          | 316.7          |
| <b>Kick returns: #-Yards</b>     | <b>25-523</b>  | <b>27-460</b>  |
| <b>Punt returns: #-Yards</b>     | <b>20-224</b>  | <b>18-128</b>  |
| <b>Int returns: #-Yards</b>      | <b>3-27</b>    | <b>5-49</b>    |
| <b>Kick return average</b>       | <b>20.9</b>    | <b>17.0</b>    |
| <b>Punt return average</b>       | <b>11.2</b>    | <b>7.1</b>     |
| <b>Int return average</b>        | <b>9.0</b>     | <b>9.8</b>     |
| <b>Fumbles-Lost</b>              | <b>13-4</b>    | <b>12-2</b>    |
| <b>Penalties-Yards</b>           | <b>58-494</b>  | <b>36-359</b>  |
| Average per game                 | 54.9           | 39.9           |
| <b>Punts-Yards</b>               | <b>47-1706</b> | <b>53-2306</b> |
| Average per punt                 | 36.3           | 43.5           |
| Net punt average                 | 34.3           | 38.7           |
| <b>Kickoffs-Yards</b>            | <b>49-3051</b> | <b>46-2722</b> |
| Average per kick                 | 62.3           | 59.2           |
| Net kick average                 | 42.0           | 36.5           |
| <b>Time of possession / game</b> | <b>30:59</b>   | <b>30:40</b>   |
| <b>3rd-down conversion</b>       | <b>42/118</b>  | <b>44/127</b>  |
| 3rd-down pct                     | 36%            | 35%            |
| <b>4rd-down conversion</b>       | <b>8/13</b>    | <b>8/15</b>    |

## INDIVIDUAL STATS

### Rushing

| Player           | gp       | att        | gain        | loss       | net         | avg        | td        | lg        | avg/g        |
|------------------|----------|------------|-------------|------------|-------------|------------|-----------|-----------|--------------|
| Sean Tucker      | 9        | 201        | 1304        | 37         | 1267        | 6.3        | 11        | 56        | 140.8        |
| Garrett Shrader  | 9        | 120        | 766         | 96         | 670         | 5.6        | 13        | 55        | 74.4         |
| Tommy Devito     | 3        | 21         | 123         | 33         | 90          | 4.3        | 1         | 20        | 30.0         |
| Cooper Lutz      | 9        | 14         | 66          | 1          | 65          | 4.6        | 1         | 11        | 7.2          |
| Abdul Adams      | 8        | 13         | 57          | 1          | 56          | 4.3        | 0         | 15        | 7.0          |
| Jarveon Howard   | 3        | 7          | 79          | 0          | 79          | 11.3       | 0         | 50        | 26.3         |
| Courtney Jackson | 9        | 4          | 23          | 0          | 23          | 5.8        | 0         | 12        | 2.6          |
| Taj Harris       | 3        | 1          | 0           | 0          | 0           | 0.0        | 0         | 0         | 0.0          |
| Trebor Pena      | 7        | 1          | 17          | 0          | 17          | 17.0       | 0         | 17        | 2.4          |
| Team             | 9        | 7          | 0           | 38         | -38         | -5.4       | 0         | 0         | -4.2         |
| <b>Total</b>     | <b>9</b> | <b>389</b> | <b>2435</b> | <b>206</b> | <b>2229</b> | <b>5.7</b> | <b>26</b> | <b>56</b> | <b>247.7</b> |
| <b>Opponents</b> | <b>9</b> | <b>342</b> | <b>1465</b> | <b>335</b> | <b>1130</b> | <b>3.3</b> | <b>10</b> | <b>65</b> | <b>125.6</b> |

### Passing

| Player           | gp       | effic        | comp-att-int     | pct         | yds         | td        | lg        | avg/g        |
|------------------|----------|--------------|------------------|-------------|-------------|-----------|-----------|--------------|
| Garrett Shrader  | 9        | 115.8        | 88-172-3         | 51.2        | 1119        | 7         | 72        | 124.3        |
| Tommy Devito     | 3        | 122.9        | 32-52-2          | 61.5        | 388         | 1         | 73        | 129.3        |
| <b>Total</b>     | <b>9</b> | <b>117.4</b> | <b>120-224-5</b> | <b>53.6</b> | <b>1507</b> | <b>8</b>  | <b>73</b> | <b>167.4</b> |
| <b>Opponents</b> | <b>9</b> | <b>134.3</b> | <b>163-254-3</b> | <b>64.2</b> | <b>1720</b> | <b>12</b> | <b>69</b> | <b>191.1</b> |

### Receiving

| Player            | gp       | no.        | yds         | avg         | td        | lg        | avg/g        |
|-------------------|----------|------------|-------------|-------------|-----------|-----------|--------------|
| Courtney Jackson  | 9        | 28         | 297         | 10.6        | 1         | 29        | 33.0         |
| Taj Harris        | 3        | 16         | 171         | 10.7        | 0         | 51        | 57.0         |
| Sean Tucker       | 9        | 16         | 238         | 14.9        | 2         | 72        | 26.4         |
| Sharod Johnson    | 9        | 13         | 170         | 13.1        | 0         | 38        | 18.9         |
| Anthony Queeley   | 9        | 12         | 183         | 15.3        | 2         | 26        | 20.3         |
| Devaughn Cooper   | 8        | 11         | 100         | 9.1         | 0         | 21        | 12.5         |
| Damien Alford     | 9        | 9          | 207         | 23.0        | 2         | 73        | 23.0         |
| Luke Benson       | 8        | 4          | 17          | 4.3         | 0         | 6         | 2.1          |
| Abdul Adams       | 8        | 3          | 6           | 2.0         | 0         | 11        | 0.8          |
| Cooper Lutz       | 9        | 2          | 9           | 4.5         | 0         | 6         | 1.0          |
| Trebor Pena       | 7        | 2          | 69          | 34.5        | 1         | 62        | 9.9          |
| Chris Elmore      | 4        | 1          | 10          | 10.0        | 0         | 10        | 2.5          |
| Maximilian Mang   | 9        | 1          | 12          | 12.0        | 0         | 12        | 1.3          |
| Jarveon Howard    | 3        | 1          | 8           | 8.0         | 0         | 8         | 2.7          |
| Oronde Gadsden II | 5        | 1          | 10          | 10.0        | 0         | 10        | 2.0          |
| <b>Total</b>      | <b>9</b> | <b>120</b> | <b>1507</b> | <b>12.6</b> | <b>8</b>  | <b>73</b> | <b>167.4</b> |
| <b>Opponents</b>  | <b>9</b> | <b>163</b> | <b>1720</b> | <b>10.6</b> | <b>12</b> | <b>69</b> | <b>191.1</b> |

### Punt Returns

| Player           | no.       | yds        | avg         | td       | lg        |
|------------------|-----------|------------|-------------|----------|-----------|
| Trebor Pena      | 17        | 131        | 7.7         | 0        | 32        |
| Courtney Jackson | 3         | 93         | 31.0        | 0        | 64        |
| <b>Total</b>     | <b>20</b> | <b>224</b> | <b>11.2</b> | <b>0</b> | <b>64</b> |
| <b>Opponents</b> | <b>18</b> | <b>128</b> | <b>7.1</b>  | <b>0</b> | <b>40</b> |

### Interceptions

| Player            | no.      | yds       | avg        | td       | lg        |
|-------------------|----------|-----------|------------|----------|-----------|
| Darian Chestnut   | 2        | 23        | 11.5       | 0        | 23        |
| Jason Simmons Jr. | 1        | 4         | 4.0        | 0        | 4         |
| <b>Total</b>      | <b>3</b> | <b>27</b> | <b>9.0</b> | <b>0</b> | <b>23</b> |
| <b>Opponents</b>  | <b>5</b> | <b>49</b> | <b>9.8</b> | <b>1</b> | <b>25</b> |

### Kick Returns

| Player           | no.       | yds        | avg         | td       | lg        |
|------------------|-----------|------------|-------------|----------|-----------|
| Trebor Pena      | 17        | 421        | 24.8        | 0        | 51        |
| Kevon Darton     | 3         | 24         | 8.0         | 0        | 13        |
| Courtney Jackson | 2         | 32         | 16.0        | 0        | 19        |
| Chris Elmore     | 1         | 14         | 14.0        | 0        | 14        |
| Cooper Lutz      | 1         | 17         | 17.0        | 0        | 17        |
| Maximilian Mang  | 1         | 15         | 15.0        | 0        | 15        |
| <b>Total</b>     | <b>25</b> | <b>523</b> | <b>20.9</b> | <b>0</b> | <b>51</b> |
| <b>Opponents</b> | <b>27</b> | <b>460</b> | <b>17.0</b> | <b>0</b> | <b>27</b> |

### Fumble Returns

| Player           | no.      | yds      | avg        | td       | lg       |
|------------------|----------|----------|------------|----------|----------|
| <b>Total</b>     | <b>0</b> | <b>0</b> | <b>0.0</b> | <b>0</b> | <b>0</b> |
| <b>Opponents</b> | <b>0</b> | <b>0</b> | <b>0.0</b> | <b>0</b> | <b>0</b> |



## INDIVIDUAL STATS

### Scoring

| Player           |           |              | PAT          |          |          |          |          |          |            |
|------------------|-----------|--------------|--------------|----------|----------|----------|----------|----------|------------|
|                  | td        | fg           | kick         | rush     | rcv      | pass     | dxp      | saf      | pts        |
| Garrett Shrader  | 13        | -            | -            | -        | -        | -        | -        | -        | 78         |
| Sean Tucker      | 13        | -            | -            | -        | -        | -        | -        | -        | 78         |
| Andre Szmyt      | -         | 7-12         | 32-34        | -        | -        | -        | -        | -        | 53         |
| Anthony Queeley  | 2         | -            | -            | -        | -        | -        | -        | -        | 12         |
| Courtney Jackson | 2         | -            | -            | -        | -        | -        | -        | -        | 12         |
| Damien Alford    | 2         | -            | -            | -        | -        | -        | -        | -        | 12         |
| Tommy Devito     | 1         | -            | -            | -        | -        | -        | -        | -        | 6          |
| Cooper Lutz      | 1         | -            | -            | -        | -        | -        | -        | -        | 6          |
| Trebor Pena      | 1         | -            | -            | -        | -        | -        | -        | -        | 6          |
| <b>Total</b>     | <b>35</b> | <b>7-12</b>  | <b>32-34</b> | <b>0</b> | <b>0</b> | <b>0</b> | <b>0</b> | <b>1</b> | <b>265</b> |
| <b>Opponents</b> | <b>23</b> | <b>14-17</b> | <b>19-20</b> | <b>0</b> | <b>1</b> | <b>1</b> | <b>1</b> | <b>0</b> | <b>203</b> |

### Field Goals

| Player           | fg           | pct.        | 01-19      | 20-29      | 30-39      | 40-49      | 50-99      | lg        | blk      |
|------------------|--------------|-------------|------------|------------|------------|------------|------------|-----------|----------|
| Andre Szmyt      | 7-12         | 58.3        | 0-1        | 4-4        | 2-2        | 1-4        | 0-1        | 48        | 0        |
| <b>Opponents</b> | <b>14-17</b> | <b>82.4</b> | <b>0-0</b> | <b>5-6</b> | <b>6-7</b> | <b>3-3</b> | <b>0-1</b> | <b>48</b> | <b>0</b> |

### FG Sequence

| Team Name   | Syracuse  | Opponents         |
|-------------|-----------|-------------------|
| Ohio        | (29),(20) | 50,(22),(30),(25) |
| Rutgers     | 43        | 29,(27)           |
| Albany (NY) | (48),(28) | (37)              |
| Liberty     | 52,(35)   | 36                |
| Florida St. | (24)      | (35),(34)         |
| Wake Forest |           | (22)              |

Numbers in (parentheses) indicate field goal was made

### Total Offense

| Player           | g        | plays      | rush        | pass        | total       | avg/g        |
|------------------|----------|------------|-------------|-------------|-------------|--------------|
| Garrett Shrader  | 9        | 292        | 670         | 1119        | 1789        | 198.8        |
| Sean Tucker      | 9        | 201        | 1267        | 0           | 1267        | 140.8        |
| Tommy Devito     | 3        | 73         | 90          | 388         | 478         | 159.3        |
| Jarveon Howard   | 3        | 7          | 79          | 0           | 79          | 26.3         |
| Cooper Lutz      | 9        | 14         | 65          | 0           | 65          | 7.2          |
| Abdul Adams      | 8        | 13         | 56          | 0           | 56          | 7.0          |
| Courtney Jackson | 9        | 4          | 23          | 0           | 23          | 2.6          |
| Trebor Pena      | 7        | 1          | 17          | 0           | 17          | 2.4          |
| Team             | 9        | 0          | -38         | 0           | -38         | -4.2         |
| <b>Total</b>     | <b>9</b> | <b>613</b> | <b>2229</b> | <b>1507</b> | <b>3736</b> | <b>415.1</b> |
| <b>Opponents</b> | <b>9</b> | <b>596</b> | <b>1130</b> | <b>1720</b> | <b>2850</b> | <b>316.7</b> |

### Punting

| Player           | no.       | yds         | avg         | lg        | tb       | fc        | i20       | 50+       | blk      |
|------------------|-----------|-------------|-------------|-----------|----------|-----------|-----------|-----------|----------|
| James Williams   | 40        | 1499        | 37.5        | 60        | 0        | 10        | 9         | 2         | 1        |
| Ian Hawkins      | 6         | 199         | 33.2        | 44        | 0        | 1         | 0         | 0         | 0        |
| Colby Barker     | 1         | 8           | 8.0         | 8         | 0        | 0         | 0         | 0         | 0        |
| <b>Total</b>     | <b>47</b> | <b>1706</b> | <b>36.3</b> | <b>60</b> | <b>0</b> | <b>11</b> | <b>9</b>  | <b>2</b>  | <b>1</b> |
| <b>Opponents</b> | <b>53</b> | <b>2306</b> | <b>43.5</b> | <b>69</b> | <b>3</b> | <b>13</b> | <b>18</b> | <b>15</b> | <b>0</b> |

### Kickoffs

| Player           | no.       | yds         | avg         | tb        | ob       | retn      | net         | ydln      |
|------------------|-----------|-------------|-------------|-----------|----------|-----------|-------------|-----------|
| Andre Szmyt      | 45        | 2803        | 62.3        | 12        | 1        |           |             |           |
| James Williams   | 4         | 248         | 62.0        | 2         | 0        |           |             |           |
| <b>Total</b>     | <b>49</b> | <b>3051</b> | <b>62.3</b> | <b>14</b> | <b>1</b> | <b>26</b> | <b>42</b>   | <b>22</b> |
| <b>Opponents</b> | <b>46</b> | <b>2722</b> | <b>59.2</b> | <b>19</b> | <b>0</b> | <b>25</b> | <b>36.5</b> | <b>28</b> |

## SYRACUSE GAME-BY-GAME

| Date             | Opponent         | Rushing    |             |           |           | Receiving  |             |           |           | Passing          |             |           |           | Kick Returns |            |          |           | Punt Returns |            |          |           | tot off     |
|------------------|------------------|------------|-------------|-----------|-----------|------------|-------------|-----------|-----------|------------------|-------------|-----------|-----------|--------------|------------|----------|-----------|--------------|------------|----------|-----------|-------------|
|                  |                  | no.        | yds         | td        | lg        | no.        | yds         | td        | lg        | cmp-att-int      | yds         | td        | lg        | no.          | yds        | td       | lg        | no.          | yds        | td       | lg        |             |
| 09/04/2021       | at Ohio          | 44         | 283         | 3         | 47        | 12         | 100         | 0         | 21        | 12-18-0          | 100         | 0         | 21        | 5            | 92         | 0        | 30        | 1            | 32         | 0        | 32        | 383         |
| 09/11/2021       | Rutgers          | 30         | 67          | 1         | 24        | 19         | 191         | 0         | 51        | 19-32-1          | 191         | 0         | 51        | 2            | 48         | 0        | 24        | 2            | 3          | 0        | 8         | 258         |
| 09/18/2021       | Albany (NY)      | 42         | 286         | 6         | 56        | 17         | 337         | 2         | 73        | 17-24-2          | 337         | 2         | 73        | 3            | 45         | 0        | 17        | 4            | 31         | 0        | 25        | 623         |
| 09/24/2021       | Liberty          | 53         | 228         | 3         | 27        | 6          | 77          | 0         | 19        | 6-15-0           | 77          | 0         | 19        | 0            | 0          | 0        | 0         | 0            | 0          | 0        | 0         | 305         |
| 10/02/2021       | at Florida St.   | 40         | 239         | 3         | 55        | 13         | 150         | 1         | 26        | 13-23-1          | 150         | 1         | 26        | 4            | 119        | 0        | 39        | 2            | 15         | 0        | 8         | 389         |
| 10/09/2021       | Wake Forest      | 58         | 354         | 3         | 24        | 15         | 160         | 2         | 29        | 15-27-0          | 160         | 2         | 29        | 6            | 104        | 0        | 22        | 3            | 31         | 0        | 16        | 514         |
| 10/15/2021       | Clemson          | 30         | 165         | 1         | 54        | 17         | 191         | 1         | 62        | 17-37-1          | 191         | 1         | 62        | 2            | 32         | 0        | 19        | 5            | 29         | 0        | 12        | 356         |
| 10/23/2021       | at Virginia Tech | 45         | 314         | 4         | 28        | 16         | 236         | 2         | 45        | 16-34-0          | 236         | 2         | 45        | 1            | 51         | 0        | 51        | 1            | 15         | 0        | 15        | 550         |
| 10/30/2021       | Boston College   | 47         | 293         | 2         | 51        | 5          | 65          | 0         | 23        | 5-14-0           | 65          | 0         | 23        | 2            | 32         | 0        | 19        | 2            | 68         | 1        | 64        | 358         |
| <b>Syracuse</b>  |                  | <b>389</b> | <b>2229</b> | <b>26</b> | <b>56</b> | <b>120</b> | <b>1507</b> | <b>8</b>  | <b>73</b> | <b>120-224-5</b> | <b>1507</b> | <b>8</b>  | <b>73</b> | <b>25</b>    | <b>523</b> | <b>0</b> | <b>51</b> | <b>20</b>    | <b>224</b> | <b>1</b> | <b>64</b> | <b>3736</b> |
| <b>Opponents</b> |                  | <b>342</b> | <b>1130</b> | <b>10</b> | <b>65</b> | <b>163</b> | <b>1720</b> | <b>12</b> | <b>69</b> | <b>163-254-3</b> | <b>1720</b> | <b>12</b> | <b>69</b> | <b>27</b>    | <b>460</b> | <b>0</b> | <b>27</b> | <b>18</b>    | <b>128</b> | <b>0</b> | <b>40</b> | <b>2850</b> |

### Syracuse Averages

| Games | Avg/ rush | Avg/ catch | Pass effic | KR avg | PR avg | All purpose avg/game | Total offense avg/game |
|-------|-----------|------------|------------|--------|--------|----------------------|------------------------|
| 9     | 5.7       | 12.6       | 117.4      | 20.9   | 11.2   | 501.1                | 415.1                  |

| Date             | Opponent         | Tackles    |            |            |                 | Sacks         | Fumble   |            | Pass Defense |           |           | blkd kick | PAT attempts |          |          | off      |           |            |
|------------------|------------------|------------|------------|------------|-----------------|---------------|----------|------------|--------------|-----------|-----------|-----------|--------------|----------|----------|----------|-----------|------------|
|                  |                  | ua         | a          | total      | tfl-yds         |               | ff       | fr-yds     | int-yds      | qbh       | brup      |           | kick         | rush     | rcv      | saf      | t/o       | pts        |
| 09/04/2021       | at Ohio          | 31         | 42         | 73         | 5.0-10          | 0-0           | 0        | 0-0        | 1-23         | 3         | 2         | 0         | 3-3          | 0        | 0        | 1        | 0         | 29         |
| 09/11/2021       | Rutgers          | 49         | 28         | 77         | 13.0-50         | 4-27          | 0        | 0-0        | 0-0          | 0         | 0         | 0         | 1-1          | 0        | 0        | 0        | 0         | 7          |
| 09/18/2021       | Albany (NY)      | 43         | 6          | 49         | 14.0-51         | 8-41          | 3        | 1-0        | 0-0          | 1         | 3         | 0         | 8-8          | 0        | 0        | 0        | 7         | 62         |
| 09/24/2021       | Liberty          | 52         | 8          | 60         | 7.0-32          | 6-31          | 1        | 1-0        | 0-0          | 0         | 3         | 0         | 3-3          | 0        | 0        | 0        | 3         | 24         |
| 10/02/2021       | at Florida St.   | 35         | 40         | 75         | 4.0-18          | 2-11          | 0        | 0-0        | 1-0          | 2         | 2         | 0         | 3-4          | 0        | 0        | 0        | 3         | 30         |
| 10/09/2021       | Wake Forest      | 33         | 44         | 77         | 5.0-24          | 3-20          | 0        | 0-0        | 1-4          | 3         | 5         | 0         | 4-4          | 0        | 0        | 0        | 0         | 37         |
| 10/15/2021       | Clemson          | 53         | 8          | 61         | 5.0-21          | 2-11          | 0        | 0-0        | 0-0          | 4         | 2         | 0         | 2-2          | 0        | 0        | 0        | 0         | 14         |
| 10/23/2021       | at Virginia Tech | 33         | 40         | 73         | 3.0-28          | 3-28          | 0        | 0-0        | 0-0          | 2         | 3         | 0         | 5-6          | 0        | 0        | 0        | 0         | 41         |
| 10/30/2021       | Boston College   | 42         | 32         | 74         | 9.0-40          | 5-34          | 2        | 0-0        | 0-0          | 2         | 3         | 0         | 3-3          | 0        | 0        | 0        | 0         | 21         |
| <b>Syracuse</b>  |                  | <b>371</b> | <b>248</b> | <b>619</b> | <b>65.0-274</b> | <b>33-203</b> | <b>6</b> | <b>2-0</b> | <b>3-27</b>  | <b>17</b> | <b>23</b> | <b>0</b>  | <b>32-34</b> | <b>0</b> | <b>0</b> | <b>1</b> | <b>13</b> | <b>265</b> |
| <b>Opponents</b> |                  | <b>378</b> | <b>224</b> | <b>602</b> | <b>43.0-161</b> | <b>19-114</b> | <b>5</b> | <b>6-0</b> | <b>5-49</b>  | <b>18</b> | <b>28</b> | <b>2</b>  | <b>19-20</b> | <b>0</b> | <b>1</b> | <b>0</b> | <b>17</b> | <b>203</b> |

|            |                  | Punting |      |      |      |      |    |    |     |     |        | Field Goals |      |     | Kickoffs |      |    |    |  |
|------------|------------------|---------|------|------|------|------|----|----|-----|-----|--------|-------------|------|-----|----------|------|----|----|--|
| Date       | Opponent         | no.     | yds  | avg  | long | blkd | tb | fc | 50+ | i20 | md-att | long        | blkd | no. | yds      | avg  | tb | ob |  |
| 09/04/2021 | at Ohio          | 2       | 75   | 37.5 | 40   | 0    | 0  | 1  | 0   | 2   | 2-2    | 29          | 0    | 6   | 377      | 62.8 | 1  | 0  |  |
| 09/11/2021 | Rutgers          | 8       | 252  | 31.5 | 60   | 1    | 0  | 1  | 1   | 2   | 0-1    | 0           | 0    | 2   | 116      | 58.0 | 1  | 0  |  |
| 09/18/2021 | Albany (NY)      | 1       | 38   | 38.0 | 38   | 0    | 0  | 0  | 0   | 0   | 2-2    | 48          | 0    | 11  | 686      | 62.4 | 4  | 0  |  |
| 09/24/2021 | Liberty          | 7       | 264  | 37.7 | 55   | 0    | 0  | 0  | 1   | 0   | 1-2    | 35          | 0    | 4   | 247      | 61.8 | 0  | 0  |  |
| 10/02/2021 | at Florida St.   | 6       | 199  | 33.2 | 44   | 0    | 0  | 1  | 0   | 0   | 1-1    | 24          | 0    | 6   | 365      | 60.8 | 2  | 1  |  |
| 10/09/2021 | Wake Forest      | 6       | 185  | 30.8 | 37   | 0    | 0  | 3  | 0   | 1   | 1-2    | 38          | 0    | 6   | 382      | 63.7 | 1  | 0  |  |
| 10/15/2021 | Clemson          | 7       | 279  | 39.9 | 48   | 0    | 0  | 3  | 0   | 4   | 0-1    | 0           | 0    | 3   | 192      | 64.0 | 1  | 0  |  |
| 10/23/2021 | at Virginia Tech | 5       | 199  | 39.8 | 49   | 0    | 0  | 2  | 0   | 0   | 0-1    | 0           | 0    | 7   | 427      | 61.0 | 2  | 0  |  |
| 10/30/2021 | Boston College   | 5       | 215  | 43.0 | 49   | 0    | 0  | 0  | 0   | 0   | 0-0    | 0           | 0    | 4   | 259      | 64.8 | 2  | 0  |  |
| Syracuse   |                  | 47      | 1706 | 36.3 | 60   | 1    | 0  | 11 | 2   | 9   | 7-12   | 48          | 0    | 49  | 3051     | 62.3 | 14 | 1  |  |
| Opponents  |                  | 53      | 2306 | 43.5 | 69   | 0    | 3  | 13 | 15  | 18  | 14-17  | 48          | 0    | 46  | 2722     | 59.2 | 19 | 0  |  |

## OPPONENT GAME-BY-GAME

| Date       | Opponent         | Rushing |      |    |    | Receiving |      |    |    | Passing |     |     |      | Kick Returns |    |     |     | Punt Returns |    |     |     | tot |    |      |
|------------|------------------|---------|------|----|----|-----------|------|----|----|---------|-----|-----|------|--------------|----|-----|-----|--------------|----|-----|-----|-----|----|------|
|            |                  | no.     | yds  | td | lg | no.       | yds  | td | lg | cmp     | att | int | yds  | td           | lg | no. | yds | td           | lg | no. | yds | td  | lg | off  |
| 09/04/2021 | at Ohio          | 32      | 134  | 0  | 13 | 23        | 212  | 0  | 39 | 23      | 31  | 1   | 212  | 0            | 39 | 5   | 83  | 0            | 27 | 0   | 0   | 0   | 0  | 346  |
| 09/11/2021 | Rutgers          | 42      | 50   | 1  | 11 | 22        | 145  | 1  | 30 | 22      | 28  | 0   | 145  | 1            | 30 | 1   | 6   | 0            | 6  | 2   | 9   | 0   | 15 | 195  |
| 09/18/2021 | Albany (NY)      | 32      | 7    | 1  | 13 | 14        | 128  | 1  | 30 | 14      | 22  | 0   | 128  | 1            | 30 | 3   | 37  | 0            | 19 | 0   | 0   | 0   | 0  | 135  |
| 09/24/2021 | Liberty          | 41      | 150  | 0  | 30 | 16        | 219  | 3  | 35 | 16      | 21  | 0   | 219  | 3            | 35 | 2   | 22  | 0            | 11 | 3   | 13  | 0   | 10 | 369  |
| 10/02/2021 | at Florida St.   | 37      | 247  | 2  | 65 | 22        | 131  | 2  | 14 | 22      | 32  | 1   | 131  | 2            | 14 | 3   | 39  | 0            | 16 | 4   | 15  | 0   | 12 | 378  |
| 10/09/2021 | Wake Forest      | 37      | 95   | 2  | 11 | 19        | 330  | 3  | 69 | 19      | 32  | 1   | 330  | 3            | 69 | 4   | 88  | 0            | 26 | 2   | 15  | 0   | 8  | 425  |
| 10/15/2021 | Clemson          | 37      | 116  | 1  | 15 | 22        | 198  | 1  | 23 | 22      | 36  | 0   | 198  | 1            | 23 | 2   | 47  | 0            | 24 | 3   | 0   | 0   | 6  | 314  |
| 10/23/2021 | at Virginia Tech | 44      | 260  | 3  | 47 | 10        | 177  | 1  | 30 | 10      | 20  | 0   | 177  | 1            | 30 | 5   | 94  | 0            | 24 | 2   | 46  | 0   | 40 | 437  |
| 10/30/2021 | Boston College   | 40      | 71   | 0  | 11 | 15        | 180  | 0  | 44 | 15      | 32  | 0   | 180  | 0            | 44 | 2   | 44  | 0            | 25 | 2   | 30  | 0   | 33 | 251  |
| Opponents  |                  | 342     | 1130 | 10 | 65 | 163       | 1720 | 12 | 69 | 163     | 254 | 3   | 1720 | 12           | 69 | 27  | 460 | 0            | 27 | 18  | 128 | 0   | 40 | 2850 |
| Syracuse   |                  | 389     | 2229 | 26 | 56 | 120       | 1507 | 8  | 73 | 120     | 224 | 5   | 1507 | 8            | 73 | 25  | 523 | 0            | 51 | 20  | 224 | 1   | 64 | 3736 |

### Opponents Averages

| Games | Avg/ rush | Avg/ catch | Pass effc | KR avg | PR avg | All purpose avg/game | Total offense avg/game |
|-------|-----------|------------|-----------|--------|--------|----------------------|------------------------|
| 9     | 3.3       | 10.6       | 134.3     | 17.0   | 7.1    | 387.4                | 316.7                  |

| Date       | Opponent         | Tackles |     |       |          | Sacks  | Fumble | Pass Defense |         |     | blkd | PAT attempts |       |      | off |     |     |     |
|------------|------------------|---------|-----|-------|----------|--------|--------|--------------|---------|-----|------|--------------|-------|------|-----|-----|-----|-----|
|            |                  | ua      | a   | total | tfl-yds  | no-yds | ff     | fr-yds       | int-yds | qbh | brup | kick         | kick  | rush | rcv | saf | t/o | pts |
| 09/04/2021 | at Ohio          | 27      | 54  | 81    | 2.0-5    | 1-3    | 0      | 0-0          | 0-0     | 1   | 0    | 0            | 0-0   | 0    | 0   | 0   | 0   | 9   |
| 09/11/2021 | Rutgers          | 41      | 16  | 57    | 8.0-37   | 6-34   | 2      | 2-0          | 1-0     | 0   | 3    | 1            | 2-2   | 0    | 0   | 0   | 3   | 17  |
| 09/18/2021 | Albany (NY)      | 50      | 10  | 60    | 3.0-3    | 1-0    | 0      | 2-0          | 2-42    | 0   | 2    | 0            | 3-3   | 0    | 0   | 0   | 7   | 24  |
| 09/24/2021 | Liberty          | 50      | 10  | 60    | 7.0-20   | 1-7    | 0      | 0-0          | 0-0     | 2   | 2    | 0            | 3-3   | 0    | 0   | 0   | 0   | 21  |
| 10/02/2021 | at Florida St.   | 31      | 46  | 77    | 3.0-9    | 1-6    | 0      | 0-0          | 1-0     | 1   | 3    | 0            | 3-4   | 0    | 0   | 0   | 0   | 33  |
| 10/09/2021 | Wake Forest      | 62      | 28  | 90    | 7.0-25   | 3-17   | 1      | 1-0          | 0-0     | 2   | 2    | 0            | 2-2   | 0    | 1   | 0   | 0   | 40  |
| 10/15/2021 | Clemson          | 47      | 8   | 55    | 6.0-15   | 2-4    | 0      | 0-0          | 1-7     | 4   | 8    | 0            | 2-2   | 0    | 0   | 0   | 7   | 17  |
| 10/23/2021 | at Virginia Tech | 31      | 34  | 65    | 1.0-3    | 1-3    | 1      | 0-0          | 0-0     | 5   | 6    | 1            | 4-4   | 0    | 0   | 0   | 0   | 36  |
| 10/30/2021 | Boston College   | 39      | 18  | 57    | 6.0-44   | 3-40   | 1      | 1-0          | 0-0     | 3   | 2    | 0            | 0-0   | 0    | 0   | 0   | 0   | 6   |
| Opponents  |                  | 378     | 224 | 602   | 43.0-161 | 19-114 | 5      | 6-0          | 5-49    | 18  | 28   | 2            | 19-20 | 0    | 1   | 0   | 17  | 203 |
| Syracuse   |                  | 371     | 248 | 619   | 65.0-274 | 33-203 | 6      | 2-0          | 3-27    | 17  | 23   | 0            | 32-34 | 0    | 0   | 1   | 13  | 265 |

|            |                  | Punting |      |      |      |      |    |    |     |     |        | Field Goals |      |     | Kickoffs |      |    |    |  |
|------------|------------------|---------|------|------|------|------|----|----|-----|-----|--------|-------------|------|-----|----------|------|----|----|--|
| Date       | Opponent         | no.     | yds  | avg  | long | blkd | tb | fc | 50+ | i20 | md-att | long        | blkd | no. | yds      | avg  | tb | ob |  |
| 09/04/2021 | at Ohio          | 1       | 43   | 43.0 | 43   | 0    | 0  | 0  | 0   | 0   | 3-4    | 30          | 0    | 5   | 280      | 56.0 | 0  | 0  |  |
| 09/11/2021 | Rutgers          | 6       | 313  | 52.2 | 69   | 0    | 0  | 1  | 4   | 5   | 1-2    | 27          | 0    | 4   | 259      | 64.8 | 2  | 0  |  |
| 09/18/2021 | Albany (NY)      | 9       | 330  | 36.7 | 49   | 0    | 0  | 3  | 0   | 2   | 1-1    | 37          | 0    | 5   | 244      | 48.8 | 1  | 0  |  |
| 09/24/2021 | Liberty          | 5       | 220  | 44.0 | 53   | 0    | 0  | 3  | 1   | 1   | 0-1    | 0           | 0    | 4   | 260      | 65.0 | 4  | 0  |  |
| 10/02/2021 | at Florida St.   | 6       | 268  | 44.7 | 49   | 0    | 0  | 2  | 0   | 0   | 2-2    | 35          | 0    | 6   | 377      | 62.8 | 2  | 0  |  |
| 10/09/2021 | Wake Forest      | 5       | 228  | 45.6 | 58   | 0    | 0  | 1  | 2   | 2   | 2-2    | 40          | 0    | 8   | 409      | 51.1 | 1  | 0  |  |
| 10/15/2021 | Clemson          | 9       | 349  | 38.8 | 58   | 0    | 1  | 1  | 3   | 2   | 1-1    | 40          | 0    | 4   | 256      | 64.0 | 2  | 0  |  |
| 10/23/2021 | at Virginia Tech | 4       | 198  | 49.5 | 57   | 0    | 1  | 0  | 2   | 1   | 2-2    | 48          | 0    | 7   | 451      | 64.4 | 6  | 0  |  |
| 10/30/2021 | Boston College   | 8       | 357  | 44.6 | 54   | 0    | 1  | 2  | 3   | 5   | 2-2    | 31          | 0    | 3   | 186      | 62.0 | 1  | 0  |  |
| Opponents  |                  | 53      | 2306 | 43.5 | 69   | 0    | 3  | 13 | 15  | 18  | 14-17  | 48          | 0    | 46  | 2722     | 59.2 | 19 | 0  |  |
| Syracuse   |                  | 47      | 1706 | 36.3 | 60   | 1    | 0  | 11 | 2   | 9   | 7-12   | 48          | 0    | 49  | 3051     | 62.3 | 14 | 1  |  |



## PASSING GAME-BY-GAME

| #13 Tommy Devito | Comp      | Att       | Int      | Pct         | Yards      | TD       | Long      | Sacked      | Effic.       |
|------------------|-----------|-----------|----------|-------------|------------|----------|-----------|-------------|--------------|
| Ohio             | 11        | 17        | 0        | 64.7        | 92         | 0        | 21        | 1-3         | 110.2        |
| Rutgers          | 15        | 26        | 1        | 57.7        | 149        | 0        | 51        | 5-30        | 98.1         |
| Albany (NY)      | 6         | 9         | 1        | 66.7        | 147        | 1        | 73        | 0-0         | 218.3        |
| <b>Totals</b>    | <b>32</b> | <b>52</b> | <b>2</b> | <b>61.5</b> | <b>388</b> | <b>1</b> | <b>73</b> | <b>6-33</b> | <b>122.9</b> |

| #16 Garrett Shrader | Comp | Att | Int | Pct   | Yards | TD | Long | Sacked | Effic. |
|---------------------|------|-----|-----|-------|-------|----|------|--------|--------|
| Ohio                | 1    | 1   | 0   | 100.0 | 8     | 0  | 8    | 0-0    | 167.2  |
| Rutgers             | 4    | 6   | 0   | 66.7  | 42    | 0  | 18   | 1-4    | 125.5  |
| Albany (NY)         | 11   | 15  | 1   | 73.3  | 190   | 1  | 72   | 0-0    | 188.4  |
| Liberty             | 6    | 15  | 0   | 40.0  | 77    | 0  | 19   | 1-7    | 83.1   |
| Florida St.         | 13   | 23  | 1   | 56.5  | 150   | 1  | 26   | 1-6    | 117.0  |
| Wake Forest         | 15   | 27  | 0   | 55.6  | 160   | 2  | 29   | 3-17   | 129.8  |
| Clemson             | 17   | 37  | 1   | 45.9  | 191   | 1  | 62   | 2-4    | 92.8   |
| Virginia Tech       | 16   | 34  | 0   | 47.1  | 236   | 2  | 45   | 1-3    | 124.8  |
| Boston College      | 5    | 14  | 0   | 35.7  | 65    | 0  | 23   | 3-40   | 74.7   |

## RUSHING GAME-BY-GAME

### Rushing

| Player           | No-Yds/TD   | Ohio     | RU      | ANY      | Lib      | FSU      | Wake     | Clem     | Hokies   | BC       |
|------------------|-------------|----------|---------|----------|----------|----------|----------|----------|----------|----------|
| Sean Tucker      | 201-1267/11 | 25-181/1 | 13-54/1 | 13-132/4 | 32-169/1 | 24-102/0 | 26-153/2 | 22-157/0 | 20-112/1 | 26-207/1 |
| Garrett Shrader  | 120-670/13  | 1-8/0    | 4-6/0   | 9-42/2   | 16-53/2  | 16-137/3 | 29-178/1 | 7-6/1    | 22-174/3 | 16-78/1  |
| Tommy Devito     | 21-90/1     | 7-49/1   | 9-13/0  | 5-28/0   | DNP      | DNP      | DNP      | DNP      | DNP      | DNP      |
| Cooper Lutz      | 14-65/1     | 5-25/1   | 4-6/0   | 1-7/0    | -        | -        | 2-16/0   | -        | -        | 2-11/0   |
| Abdul Adams      | 13-56/0     | 3-19/0   | -       | 7-25/0   | 2-10/0   | -        | DNP      | 1-2/0    | -        | -        |
| Jarveon Howard   | 7-79/0      | 1-3/0    | DNP     | 6-76/0   | -        | DNP      | DNP      | DNP      | DNP      | DNP      |
| Courtney Jackson | 4-23/0      | 1-0/0    | -       | -        | 1-4/0    | -        | 1-7/0    | -        | 1-12/0   | -        |
| Trebor Pena      | 1-17/0      | -        | -       | -        | DNP      | -        | -        | -        | 1-17/0   | DNP      |
| Taj Harris       | 1-0/0       | -        | -       | DNP      | 1-0/0    | DNP      | DNP      | DNP      | DNP      | DNP      |

### Receiving

| Player            | No-Yds/TD | Ohio   | RU      | ANY     | Lib    | FSU    | Wake   | Clem   | Hokies | BC     |
|-------------------|-----------|--------|---------|---------|--------|--------|--------|--------|--------|--------|
| Courtney Jackson  | 28-297/1  | -      | 2-10/0  | 3-47/0  | -      | 6-57/0 | 5-64/0 | 4-29/0 | 7-86/1 | 1-4/0  |
| Sean Tucker       | 16-238/2  | -      | 4-27/0  | 3-121/1 | 2-27/0 | -      | 3-29/1 | 2-20/0 | 2-14/0 | -      |
| Taj Harris        | 16-171/0  | 6-29/0 | 8-122/0 | DNP     | 2-20/0 | DNP    | DNP    | DNP    | DNP    | DNP    |
| Sharod Johnson    | 13-170/0  | 2-24/0 | 2-18/0  | 1-11/0  | -      | 1-11/0 | 1-10/0 | 3-26/0 | 1-38/0 | 2-32/0 |
| Anthony Queeley   | 12-183/2  | 3-39/0 | -       | 2-25/0  | -      | 2-50/1 | 2-32/1 | 2-20/0 | 1-17/0 | -      |
| Devaughn Cooper   | 11-100/0  | DNP    | -       | 3-26/0  | -      | 1-3/0  | 1-15/0 | 1-5/0  | 4-36/0 | 1-15/0 |
| Damien Alford     | 9-207/2   | -      | -       | 1-73/1  | 1-19/0 | 2-29/0 | 1-3/0  | 2-24/0 | 1-45/1 | 1-14/0 |
| Luke Benson       | 4-17/0    | -      | 1-5/0   | 2-12/0  | DNP    | -      | 1-0/0  | -      | -      | -      |
| Abdul Adams       | 3-6/0     | -      | -       | -       | 1-11/0 | 1-0/0  | DNP    | 1-5/0  | -      | -      |
| Trebor Pena       | 2-69/1    | -      | -       | -       | DNP    | -      | 1-7/0  | 1-62/1 | -      | DNP    |
| Cooper Lutz       | 2-9/0     | -      | 2-9/0   | -       | -      | -      | -      | -      | -      | -      |
| Maximilian Mang   | 1-12/0    | -      | -       | 1-12/0  | -      | -      | -      | -      | -      | -      |
| Chris Elmore      | 1-10/0    | DNP    | DNP     | DNP     | DNP    | -      | -      | 1-10/0 | -      | DNP    |
| Oronde Gadsden II | 1-10/0    | -      | -       | 1-10/0  | -      | -      | DNP    | DNP    | DNP    | DNP    |
| Jarveon Howard    | 1-8/0     | 1-8/0  | DNP     | -       | -      | DNP    | DNP    | DNP    | DNP    | DNP    |

## RECEIVING GAME-BY-GAME

| Player            | No-Yds/TD | Ohio   | RU      | ANY     | Lib    | FSU    | Wake   | Clem   | Hokies | BC     |
|-------------------|-----------|--------|---------|---------|--------|--------|--------|--------|--------|--------|
| Courtney Jackson  | 28-297/1  | -      | 2-10/0  | 3-47/0  | -      | 6-57/0 | 5-64/0 | 4-29/0 | 7-86/1 | 1-4/0  |
| Sean Tucker       | 16-238/2  | -      | 4-27/0  | 3-121/1 | 2-27/0 | -      | 3-29/1 | 2-20/0 | 2-14/0 | -      |
| Taj Harris        | 16-171/0  | 6-29/0 | 8-122/0 | DNP     | 2-20/0 | DNP    | DNP    | DNP    | DNP    | DNP    |
| Sharod Johnson    | 13-170/0  | 2-24/0 | 2-18/0  | 1-11/0  | -      | 1-11/0 | 1-10/0 | 3-26/0 | 1-38/0 | 2-32/0 |
| Anthony Queeley   | 12-183/2  | 3-39/0 | -       | 2-25/0  | -      | 2-50/1 | 2-32/1 | 2-20/0 | 1-17/0 | -      |
| Devaughn Cooper   | 11-100/0  | DNP    | -       | 3-26/0  | -      | 1-3/0  | 1-15/0 | 1-5/0  | 4-36/0 | 1-15/0 |
| Damien Alford     | 9-207/2   | -      | -       | 1-73/1  | 1-19/0 | 2-29/0 | 1-3/0  | 2-24/0 | 1-45/1 | 1-14/0 |
| Luke Benson       | 4-17/0    | -      | 1-5/0   | 2-12/0  | DNP    | -      | 1-0/0  | -      | -      | -      |
| Abdul Adams       | 3-6/0     | -      | -       | -       | 1-11/0 | 1-0/0  | DNP    | 1-5/0  | -      | -      |
| Trebor Pena       | 2-69/1    | -      | -       | -       | DNP    | -      | 1-7/0  | 1-62/1 | -      | DNP    |
| Cooper Lutz       | 2-9/0     | -      | 2-9/0   | -       | -      | -      | -      | -      | -      | -      |
| Maximilian Mang   | 1-12/0    | -      | -       | 1-12/0  | -      | -      | -      | -      | -      | -      |
| Chris Elmore      | 1-10/0    | DNP    | DNP     | DNP     | DNP    | -      | -      | 1-10/0 | -      | DNP    |
| Oronde Gadsden II | 1-10/0    | -      | -       | 1-10/0  | -      | -      | DNP    | DNP    | DNP    | DNP    |
| Jarveon Howard    | 1-8/0     | 1-8/0  | DNP     | -       | -      | DNP    | DNP    | DNP    | DNP    | DNP    |

## RETURNS GAME-BY-GAME

### Punt Returns

| Player           | No-Yds | Ohio | RU  | ANY  | Lib | FSU  | Wake | Clem | Hokies | BC   |
|------------------|--------|------|-----|------|-----|------|------|------|--------|------|
| Trebor Pena      | 17-131 | 1-32 | 2-3 | 3-6  | DNP | 2-15 | 3-31 | 5-29 | 1-15   | DNP  |
| Courtney Jackson | 3-93   | -    | -   | 1-25 | -   | -    | -    | -    | -      | 2-68 |

### Kick Returns

| Player           | No-Yds | Ohio | RU   | ANY  | Lib | FSU   | Wake | Clem | Hokies | BC   |
|------------------|--------|------|------|------|-----|-------|------|------|--------|------|
| Trebor Pena      | 17-421 | 3-81 | 2-48 | -    | DNP | 4-119 | 5-90 | 2-32 | 1-51   | DNP  |
| Kevon Darton     | 3-24   | 2-11 | -    | 1-13 | -   | -     | -    | -    | -      | -    |
| Courtney Jackson | 2-32   | -    | -    | -    | -   | -     | -    | -    | -      | 2-32 |
| Cooper Lutz      | 1-17   | -    | -    | 1-17 | -   | -     | -    | -    | -      | -    |
| Maximilian Mang  | 1-15   | -    | -    | 1-15 | -   | -     | -    | -    | -      | -    |
| Chris Elmore     | 1-14   | DNP  | DNP  | DNP  | DNP | -     | 1-14 | -    | -      | DNP  |

### Interceptions Returns

| Player            | No-Yds | Ohio | RU | ANY | Lib | FSU | Wake | Clem | Hokies | BC  |
|-------------------|--------|------|----|-----|-----|-----|------|------|--------|-----|
| Darian Chestnut   | 2-23   | 1-23 | -  | -   | -   | 1-0 | -    | -    | -      | -   |
| Jason Simmons Jr. | 1-4    | -    | -  | -   | -   | -   | 1-4  | -    | -      | DNP |

### Fumble Returns

| Player | No-Yds | Ohio | RU | ANY | Lib | FSU | Wake | Clem | Hokies | BC |
|--------|--------|------|----|-----|-----|-----|------|------|--------|----|
|--------|--------|------|----|-----|-----|-----|------|------|--------|----|

## TACKLES GAME-BY-GAME

### Total Tackles

| Player                 | S-A   | Total | Ohio | RU  | ANY | Lib | FSU | Wake | Clem | Hokies | BC  |
|------------------------|-------|-------|------|-----|-----|-----|-----|------|------|--------|-----|
| Mikel Jones            | 46-34 | 80    | 2-8  | 8-4 | 7-0 | 9-0 | 5-5 | 0-7  | 10-1 | 2-7    | 3-2 |
| Stefon Thompson        | 36-23 | 59    | 2-3  | 4-4 | 3-1 | 3-0 | 5-4 | 6-3  | 5-0  | 6-3    | 2-5 |
| Garrett Williams       | 29-10 | 39    | 3-1  | 4-4 | DNP | 2-0 | 3-2 | 4-2  | 7-0  | DNP    | 6-1 |
| Cody Roscoe            | 22-17 | 39    | 1-3  | 4-3 | 4-0 | 6-0 | 1-4 | 0-5  | 2-0  | 1-0    | 3-2 |
| Geoff Cantin-Arku      | 22-17 | 39    | 2-5  | 2-0 | 3-0 | 5-1 | 2-1 | 0-3  | 2-1  | 1-5    | 5-1 |
| Marlowe Wax            | 25-12 | 37    | 2-2  | 3-0 | 3-0 | 2-0 | 4-6 | 3-1  | 2-1  | 1-2    | 5-0 |
| Darian Chestnut        | 26-10 | 36    | 5-3  | 2-3 | 1-0 | 5-0 | 2-1 | 3-2  | 1-0  | 4-0    | 3-1 |
| Jason Simmons Jr.      | 21-13 | 34    | 1-2  | 3-1 | 2-0 | 4-2 | 3-3 | 5-2  | 3-2  | 0-1    | DNP |
| Josh Black             | 17-16 | 33    | 2-1  | 5-2 | 2-0 | 1-1 | 1-3 | 1-4  | 2-2  | 2-1    | 1-2 |
| Justin Barron          | 11-18 | 29    | 0-3  | -   | 1-1 | 3-1 | 1-4 | 2-4  | 3-0  | 1-2    | 0-3 |
| Rob Hanna              | 17-8  | 25    | 2-2  | 2-2 | -   | 2-0 | 1-0 | 2-2  | 3-0  | 5-0    | 0-2 |
| Ja'Had Carter          | 15-9  | 24    | 2-3  | 4-0 | DNP | DNP | DNP | DNP  | 4-0  | 3-3    | 2-3 |
| Caleb Okechukwu        | 8-9   | 17    | 1-1  | 3-3 | 1-0 | 3-0 | 0-2 | 0-2  | -    | 0-1    | -   |
| Eric Coley             | 8-9   | 17    | -    | -   | 0-1 | 2-1 | 2-1 | 1-1  | -    | 0-1    | 3-4 |
| McKinley Williams      | 8-6   | 14    | DNP  | 1-1 | 1-0 | 1-0 | -   | 1-3  | 1-0  | 1-1    | 2-1 |
| Curtis Harper          | 8-5   | 13    | 1-2  | 1-0 | 2-0 | 1-1 | DNP | -    | 2-0  | -      | 1-2 |
| Kingsley Jonathan      | 8-5   | 13    | -    | -   | -   | 1-1 | 1-0 | -    | 1-1  | 1-2    | 4-1 |
| Adrian Cole            | 10-2  | 12    | 1-0  | 3-0 | 2-0 | 1-0 | DNP | -    | 1-0  | 2-2    | DNP |
| Terry Lockett          | 4-5   | 9     | 0-1  | -   | 2-0 | DNP | 1-1 | 0-2  | -    | 1-0    | 0-1 |
| Aman Greenwood         | 4-4   | 8     | DNP  | DNP | 1-0 | DNP | 1-1 | 1-1  | -    | 1-2    | -   |
| Cooper Lutz            | 4-2   | 6     | 1-1  | -   | -   | 1-0 | 1-0 | 1-0  | -    | 0-1    | -   |
| Kevon Darton           | 2-4   | 6     | 1-0  | 0-1 | 0-1 | -   | 0-1 | -    | 1-0  | -      | 0-1 |
| AJ Calabro             | 3-1   | 4     | DNP  | -   | -   | DNP | DNP | 1-0  | 2-0  | 0-1    | -   |
| Steve Linton           | 2-2   | 4     | DNP  | DNP | DNP | DNP | -   | 2-0  | -    | 0-2    | -   |
| Ben Labrosse           | 2-1   | 3     | 2-1  | DNP | DNP | DNP | DNP | DNP  | DNP  | DNP    | DNP |
| Abdul Adams            | 2-1   | 3     | -    | -   | 1-0 | -   | 1-0 | DNP  | -    | 0-1    | -   |
| Luke Benson            | 2-1   | 3     | -    | -   | -   | DNP | -   | -    | -    | 0-1    | 2-0 |
| Leon Lowery            | 2-0   | 2     | DNP  | DNP | 2-0 | DNP | DNP | DNP  | DNP  | DNP    | DNP |
| Anwar Sparrow          | 1-1   | 2     | DNP  | DNP | 1-1 | DNP | -   | -    | DNP  | DNP    | DNP |
| Elijah Fuentes-Cundiff | 1-1   | 2     | DNP  | -   | 1-1 | DNP | DNP | DNP  | DNP  | DNP    | DNP |
| Anthony Queeley        | 1-0   | 1     | -    | -   | 1-0 | -   | -   | -    | -    | -      | -   |
| Sean Tucker            | 1-0   | 1     | -    | -   | -   | -   | -   | -    | 1-0  | -      | -   |
| Jatius Geer            | 1-0   | 1     | DNP  | DNP | 1-0 | DNP | DNP | DNP  | DNP  | DNP    | DNP |
| Oronde Gadsden II      | 1-0   | 1     | -    | -   | 1-0 | -   | -   | DNP  | DNP  | DNP    | DNP |
| Chris Elmore           | 1-0   | 1     | DNP  | DNP | DNP | DNP | -   | -    | -    | 1-0    | DNP |
| Aaron Bolinsky         | 0-1   | 1     | -    | -   | -   | -   | 0-1 | -    | -    | -      | -   |
| Neil Nunn              | 0-1   | 1     | DNP  | DNP | -   | -   | -   | DNP  | DNP  | 0-1    | -   |

## TACKLES FOR LOSS GAME-BY-GAME

| Player            | UA-A | Total | Ohio  | RU     | ANY    | Lib   | FSU    | Wake   | Clem  | Hokies |
|-------------------|------|-------|-------|--------|--------|-------|--------|--------|-------|--------|
| Cody Roscoe       | 8-5  | 10.5  | -     | 3.0-4  | 3.0-14 | 2.0-8 | -      | 1.5-11 | 1.0-6 | -      |
| Marlowe Wax       | 6-1  | 6.5   | 0.5-1 | 1.0-3  | 2.0-10 | 1.0-2 | -      | 1.0-3  | -     | 1.0-8  |
| Mikel Jones       | 5-3  | 6.5   | 1.0-3 | 2.5-7  | 1.0-2  | 2.0-7 | -      | -      | -     | -      |
| Josh Black        | 4-2  | 5.0   | -     | 2.5-7  | 1.0-4  | -     | 1.5-5  | -      | -     | -      |
| Stefon Thompson   | 4-1  | 4.5   | -     | 0.5-3  | 2.0-8  | -     | -      | -      | 1.0-5 | 1.0-10 |
| Geoff Cantin-Arku | 2-2  | 3.0   | -     | 1.0-4  | 1.0-1  | 0.5-7 | -      | 0.5-6  | -     | -      |
| Kingsley Jonathan | 2-1  | 2.5   | -     | -      | -      | 1.5-8 | 1.0-10 | -      | -     | -      |
| Garrett Williams  | 2-0  | 2.0   | 1.0-1 | 1.0-8  | DNP    | -     | -      | -      | -     | DNP    |
| Terry Lockett     | 2-0  | 2.0   | -     | -      | 1.0-5  | DNP   | 1.0-1  | -      | -     | -      |
| Caleb Okechukwu   | 1-2  | 2.0   | 1.0-1 | 0.5-4  | -      | -     | -      | 0.5-3  | -     | -      |
| Jason Simmons Jr. | 1-1  | 1.5   | -     | -      | 1.0-1  | -     | -      | 0.5-0  | -     | -      |
| Curtis Harper     | 1-1  | 1.5   | 0.5-2 | -      | 1.0-5  | -     | DNP    | -      | -     | -      |
| Jatius Geer       | 1-0  | 1.0   | DNP   | DNP    | 1.0-1  | DNP   | DNP    | DNP    | DNP   | DNP    |
| McKinley Williams | 1-0  | 1.0   | DNP   | 1.0-10 | -      | -     | -      | -      | -     | -      |
| Steve Linton      | 1-0  | 1.0   | DNP   | DNP    | DNP    | DNP   | -      | 1.0-1  | -     | -      |
| Rob Hanna         | 1-0  | 1.0   | -     | -      | -      | -     | -      | -      | -     | 1.0-10 |
| Aman Greenwood    | 0-1  | 0.5   | DNP   | DNP    | -      | DNP   | 0.5-2  | -      | -     | -      |
| Justin Barron     | 0-1  | 0.5   | 0.5-1 | -      | -      | -     | -      | -      | -     | -      |
| Darian Chestnut   | 0-1  | 0.5   | 0.5-1 | -      | -      | -     | -      | -      | -     | -      |

## SACKS GAME-BY-GAME

| Player            | UA-A | Total | Ohio | RU    | ANY  | Lib   | FSU  | Wake  | Clem | Hokies | BC    |
|-------------------|------|-------|------|-------|------|-------|------|-------|------|--------|-------|
| Cody Roscoe       | 6-4  | 8     | -    | 0.5-2 | 3-14 | 2-8   | -    | 1-10  | 1-6  | -      | 0.5-1 |
| Stefon Thompson   | 5-2  | 6     | -    | 0.5-3 | 2-8  | -     | -    | -     | 1-5  | 1-10   | 1.5-8 |
| Kingsley Jonathan | 4-1  | 4.5   | -    | -     | -    | 0.5-7 | 1-10 | -     | -    | -      | 3-25  |
| Marlowe Wax       | 4-0  | 4     | -    | 1-3   | 1-9  | 1-2   | -    | -     | -    | 1-8    | -     |
| Mikel Jones       | 2-0  | 2     | -    | -     | -    | 2-7   | -    | -     | -    | -      | -     |
| Terry Lockett     | 2-0  | 2     | -    | -     | 1-5  | DNP   | 1-1  | -     | -    | -      | -     |
| McKinley Williams | 1-0  | 1     | DNP  | 1-10  | -    | -     | -    | -     | -    | -      | -     |
| Steve Linton      | 1-0  | 1     | DNP  | DNP   | DNP  | DNP   | -    | 1-1   | -    | -      | -     |
| Rob Hanna         | 1-0  | 1     | -    | -     | -    | -     | -    | -     | -    | 1-10   | -     |
| Curtis Harper     | 1-0  | 1     | -    | -     | 1-5  | -     | DNP  | -     | -    | -      | -     |
| Geoff Cantin-Arku | 0-2  | 1     | -    | -     | -    | 0.5-7 | -    | 0.5-6 | -    | -      | -     |
| Caleb Okechukwu   | 0-2  | 1     | -    | 0.5-4 | -    | -     | -    | 0.5-3 | -    | -      | -     |
| Josh Black        | 0-1  | 0.5   | -    | 0.5-5 | -    | -     | -    | -     | -    | -      | -     |

## KICKING GAME-BY-GAME

| Opponent       | Andre Szmyt<br>FG-FGA/Yds (Miss) | PATs |
|----------------|----------------------------------|------|
| Ohio           | 2-2/29, 20                       | 3-3  |
| Rutgers        | 0-1/(43)                         | 1-1  |
| Albany         | 1-1/48, 28                       | 8-8  |
| Liberty        | 1-2/(52), 35                     | 3-3  |
| Florida State  | 1-1/24                           | 3-4  |
| Wake Forest    | 1-2/(45), 38                     | 4-4  |
| Clemson        | 0-1/(48)                         | 2-2  |
| Virginia Tech  | 0-1/(19)                         | 4-5  |
| Boston College | 0-0                              | 3-3  |

## PUNTING GAME-BY-GAME

| Opponent       | James Williams<br>No. - Yds - Avg. - I20 |
|----------------|--|
| Ohio           | 2 - 75 - 37.5 - 2                        |
| Rutgers        | 6 - 244 - 40.7 - 2                       |
| Albany         | 1 - 38 - 38.0 - 0                        |
| Liberty        | 7 - 264 - 37.7 - 0                       |
| Florida State  | 0 - 0 - 0 - 0                            |
| Wake Forest    | 6 - 185 - 30.8 - 1                       |
| Clemson        | 7 - 279 - 39.9 - 4                       |
| Virginia Tech  | 5 - 199 - 39.8 - 0                       |
| Boston College | 5 - 215 - 43.0 - 0                       |
| Opponent       | Colby Barker<br>No. - Yds - Avg. - I20   |
| Rutgers        | 1 - 8 - 8 - 0                            |
| Opponent       | Ian Hawkins<br>No. - Yds - Avg. - I20    |
| Florida State  | 6 - 199 - 33.2 - 0                       |



## STARTING LINEUPS

### OFFENSE

| Opponent       | QB      | RB     | WR       | WR/TE    | WR/RB   | LT       | LG     | C          | RG      | RT         | TE/WR  |
|----------------|---------|--------|----------|----------|---------|----------|--------|------------|---------|------------|--------|
| Ohio           | DeVito  | Tucker | Harris   | Queueley | Johnson | Bergeron | Bleich | Vettorello | Tisdale | Seravis    | Mang   |
| Rutgers        | DeVito  | Tucker | Harris   | Queueley | Johnson | Bergeron | Bleich | Vettorello | Tisdale | Seravis    | Mang   |
| Albany         | DeVito  | Tucker | Queueley | Johnson  | Jackson | Bergeron | Bleich | Seravis    | Tisdale | Vettorello | Benson |
| Liberty        | Shrader | Tucker | Harris   | Johnson  | Alford  | Bergeron | Bleich | Seravis    | Davis   | Vettorello | Mang   |
| Florida State  | Shrader | Tucker | Queueley | Johnson  | Jackson | Bergeron | Bleich | Seravis    | Davis   | Vettorello | Elmore |
| Wake Forest    | Shrader | Tucker | Queueley | Johnson  | Jackson | Bergeron | Ellis  | Seravis    | Davis   | Vettorello | Elmore |
| Clemson        | Shrader | Tucker | Queueley | Johnson  | Jackson | Bergeron | Bleich | Seravis    | Davis   | Vettorello | Elmore |
| Virginia Tech  | Shrader | Tucker | Queueley | Johnson  | Jackson | Bergeron | Ellis  | Seravis    | Davis   | Vettorello | Elmore |
| Boston College | Shrader | Tucker | Queueley | Alford   | Jackson | Bergeron | Ellis  | Seravis    | Bleich  | Davis      | Benson |

### DEFENSE

| Opponent       | DE        | NT       | DT    | LB    | LB  | LB       | CB          | CB       | BS     | FS          | ROV    |
|----------------|-----------|----------|-------|-------|-----|----------|-------------|----------|--------|-------------|--------|
| Ohio           | Jonathan  | Harper   | Black | Jones | Wax | Thompson | G. Williams | Chestnut | Carter | Simmons Jr. | Hanna  |
| Rutgers        | Okechukwu | Harper   | Black | Jones | Wax | Thompson | G. Williams | Chestnut | Carter | Simmons Jr. | Hanna  |
| Albany         | Okechukwu | Harper   | Black | Jones | Wax | Thompson | Cole        | Chestnut | Coley  | Simmons Jr. | Hanna  |
| Liberty        | Roscoe    | Harper   | Black | Jones | Wax | Thompson | G. Williams | Chestnut | Coley  | Simmons Jr. | Barron |
| Florida State  | Roscoe    | Williams | Black | Jones | Wax | Thompson | G. Williams | Chestnut | Coley  | Simmons Jr. | Barron |
| Wake Forest    | Roscoe    | Williams | Black | Jones | Wax | Thompson | G. Williams | Chestnut | Coley  | Simmons Jr. | Barron |
| Clemson        | Roscoe    | Williams | Black | Jones | Wax | Thompson | G. Williams | Chestnut | Carter | Simmons Jr. | Barron |
| Virginia Tech  | Roscoe    | Williams | Black | Jones | Wax | Thompson | Cole        | Chestnut | Carter | Simmons Jr. | Barron |
| Boston College | Roscoe    | Williams | Black | Jones | Wax | Thompson | G. Williams | Chestnut | Carter | Coley       | Barron |

## GIVEAWAYS/TAKEAWAYS

| Opponent       | Fum | Int | Tot | Fum | Int | Tot | Dif |
|----------------|-----|-----|-----|-----|-----|-----|-----|
| Ohio           | 0   | 0   | 0   | 0   | 1   | 1   | +1  |
| Rutgers        | 2   | 1   | 3   | 0   | 0   | 0   | -3  |
| Albany         | 0   | 2   | 2   | 1   | 0   | 1   | -1  |
| Liberty        | 0   | 0   | 0   | 1   | 0   | 2   | +1  |
| Florida State  | 0   | 1   | 1   | 1   | 1   | 2   | +1  |
| Wake Forest    | 1   | 0   | 1   | 0   | 1   | 1   | 0   |
| Clemson        | 0   | 1   | 1   | 0   | 0   | 0   | -1  |
| Virginia Tech  | 0   | 0   | 0   | 0   | 0   | 0   | 0   |
| Boston College | 1   | 0   | 1   | 0   | 0   | 0   | -1  |

## COIN FLIPS

| Opponent       | Flip     | Result       |
|----------------|----------|--------------|
| Ohio           | Won (D)  | W, 29-9      |
| Rutgers        | Lost (O) | L, 7-17      |
| Albany         | Won (O)  | W, 62-24     |
| Liberty        | Won (O)  | W, 24-21     |
| Florida State  | Lost (O) | L, 33-30     |
| Wake Forest    | Won (D)  | L, 37-40(OT) |
| Clemson        | Lost (O) | L, 14-17     |
| Virginia Tech  | Won (D)  | W, 41-36     |
| Boston College | Won (O)  | W, 21-6      |

**Totals:** 6 won, 3 lost

## OPENING DRIVES

| Opponent       | 1st Half | 2nd Half |
|----------------|----------|----------|
| Ohio           | TD       | Punt     |
| Rutgers        | Punt     | Punt     |
| Albany         | TD       | TD       |
| Liberty        | Punt     | TD       |
| Florida State  | Punt     | Punt     |
| Wake Forest    | FG       | FG       |
| Clemson        | Punt     | Punt     |
| Virginia Tech  | TD       | TD       |
| Boston College | Punt     | TD       |

### 1st Half Totals

Punts: 5  
Touchdowns: 3  
Turnover on Downs: 0  
Field Goals: 1

### 2nd Half Totals

Punts: 4  
Touchdowns: 4  
Turnover on Downs: 0  
Field Goals: 1  
Missed Field Goal: 0  
Turnover: 0

## OPENING DEFENSE DRIVES

| Opponent       | 1st Half   | 2nd Half |
|----------------|------------|----------|
| Ohio           | Missed FG  | Punt     |
| Rutgers        | Downs      | Punt     |
| Albany         | Punt       | Punt     |
| Liberty        | Missed FG  | Punt     |
| Florida State  | Field Goal | Punt     |
| Wake Forest    | TD         | Punt     |
| Clemson        | Punt       | Punt     |
| Virginia Tech  | TD         | Punt     |
| Boston College | Downs      | FG       |

### 1st Half Totals

Touchdowns: 2  
Punts: 2  
Field Goals: 1  
Turnover on Downs: 2  
Safety: 0  
Missed Field Goals: 2

### 2nd Half Totals

Touchdowns: 0  
Turnover: 0  
Punts: 8  
Field Goals: 1  
Missed Field Goals: 0  
Turnover on Downs: 0

## SCORING DRIVES

### Syracuse

| Game           | Qtr | Pts | Plays | Yds | TOP  | How                    |
|----------------|-----|-----|-------|-----|------|------------------------|
| Ohio           | 1   | 7   | 5     | 67  | 1:52 | Devito 6 run           |
| Ohio           | 2   | 3   | 16    | 61  | 6:46 | Szmyt 29 field goal    |
| Ohio           | 3   | 3   | 9     | 24  | 4:18 | Szmyt 20 field goal    |
| Ohio           | 3   | 7   | 5     | 73  | 1:41 | Tucker 6 run           |
| Ohio           | 4   | 7   | 9     | 74  | 6:00 | Lutz 11 run            |
| Rutgers        | 3   | 7   | 3     | 75  | 0:52 | Tucker 24 run          |
| Albany         | 1   | 7   | 10    | 62  | 5:03 | Tucker 8 run           |
| Albany         | 1   | 7   | 5     | 81  | 1:54 | Tucker 56 run          |
| Albany         | 1   | 7   | 2     | 75  | 0:41 | Alford 73 pass         |
| Albany         | 2   | 3   | 7     | 39  | 2:23 | Szmyt 48 field goal    |
| Albany         | 2   | 7   | 3     | 53  | 1:13 | Tucker 72 pass         |
| Albany         | 2   | 7   | 1     | 12  | 0:04 | Tucker 12 rush         |
| Albany         | 2   | 7   | 9     | 58  | 3:19 | Shrader 2 rush         |
| Albany         | 3   | 7   | 2     | 27  | 0:28 | Tucker 26 rush         |
| Albany         | 3   | 3   | 9     | 78  | 4:26 | Szmyt 28 field goal    |
| Albany         | 4   | 7   | 6     | 40  | 2:17 | Shrader 1 run          |
| Liberty        | 2   | 7   | 13    | 92  | 5:18 | Shrader 1 run          |
| Liberty        | 2   | 7   | 4     | 55  | 1:40 | Tucker 27 run          |
| Liberty        | 3   | 7   | 9     | 74  | 3:46 | Shrader 10 run         |
| Liberty        | 4   | 3   | 7     | 13  | 3:35 | Szmyt 35 field goal    |
| Florida State  | 2   | 6   | 3     | 67  | 1:13 | Shrader 55 run         |
| Florida State  | 2   | 7   | 5     | 60  | 1:38 | Shrader 55 run         |
| Florida State  | 3   | 7   | 4     | 49  | 1:30 | Shrader 1 run          |
| Florida State  | 4   | 7   | 6     | 61  | 2:40 | Queeley 26 pass        |
| Florida State  | 4   | 3   | 7     | 63  | 1:03 | Szmyt 24 yd field goal |
| Wake Forest    | 1   | 7   | 9     | 75  | 2:49 | Tucker 6 run           |
| Wake Forest    | 2   | 7   | 11    | 77  | 5:27 | Queeley 24 pass        |
| Wake Forest    | 2   | 7   | 10    | 71  | 4:56 | Shrader 5 run          |
| Wake Forest    | 3   | 6   | 5     | 75  | 2:09 | Tucker 14 run          |
| Wake Forest    | 4   | 7   | 11    | 94  | 2:00 | Tucker 28 pass         |
| Wake Forest    | OT  | 3   | 6     | 5   | 0:00 | Szmyt 38 field goal    |
| Clemson        | 2   | 7   | 10    | 91  | 3:28 | Shrader 2 run          |
| Clemson        | 4   | 7   | 5     | 75  | 2:04 | Pena 62 pass           |
| Virginia Tech  | 1   | 7   | 9     | 75  | 4:11 | Tucker 28 run          |
| Virginia Tech  | 2   | 6   | 11    | 98  | 4:34 | Shrader 9 run          |
| Virginia Tech  | 3   | 7   | 8     | 75  | 3:47 | Shrader 21 run         |
| Virginia Tech  | 4   | 7   | 13    | 66  | 6:00 | Shrader 3 run          |
| Virginia Tech  | 4   | 7   | 7     | 45  | 2:57 | Jackson 12 pass        |
| Virginia Tech  | 4   | 7   | 6     | 70  | 0:45 | Alford 45 pass         |
| Boston College | 3   | 7   | 4     | 79  | 1:44 | Tucker 51 run          |
| Boston College | 3   | 7   | 5     | 76  | 2:35 | Shrader 48 run         |

### Opponents

| Game           | Qtr | Pts | Plays | Yds | TOP  | How                      |
|----------------|-----|-----|-------|-----|------|--------------------------|
| Ohio           | 2   | 3   | 12    | 91  | 5:47 | Johnson 22 field goal    |
| Ohio           | 2   | 3   | 14    | 58  | 6:16 | Johnson 30 field goal    |
| Ohio           | 4   | 3   | 10    | 64  | 4:13 | Johnson 25 field goal    |
| Rutgers        | 3   | 7   | 13    | 63  | 6:15 | Monangai 11 run          |
| Rutgers        | 3   | 7   | 6     | 41  | 2:55 | Haskins 30 pass          |
| Rutgers        | 4   | 3   | 4     | 1   | 2:05 | Ambrosio 27 field goal   |
| Albany         | 1   | 3   | 8     | 55  | 3:14 | Burns 37 field goal      |
| Albany         | 4   | 7   | 12    | 75  | 8:39 | Carino 2 rush            |
| Albany         | 4   | 7   | 3     | 21  | 1:25 | McAdams 5 pass           |
| Liberty        | 2   | 7   | 8     | 76  | 3:30 | Louis 7 pass             |
| Liberty        | 3   | 7   | 9     | 73  | 3:18 | Daniels 23 pass          |
| Liberty        | 4   | 7   | 5     | 75  | 1:27 | Douglas 33 pass          |
| Florida State  | 1   | 3   | 17    | 48  | 7:10 | Fitzgerald 35 field goal |
| Florida State  | 2   | 6   | 5     | 50  | 1:53 | McDonald 14 pass         |
| Florida State  | 2   | 7   | 6     | 75  | 1:57 | Helton 14 pass           |
| Florida State  | 3   | 7   | 8     | 44  | 2:55 | Parchment 3 run          |
| Florida State  | 4   | 7   | 5     | 80  | 1:40 | Corbin 2 run             |
| Florida State  | 4   | 3   | 7     | 63  | 1:03 | Fitzgerald 34 field goal |
| Wake Forest    | 1   | 3   | 9     | 75  | 2:49 | Sciba 22 field goal      |
| Wake Forest    | 2   | 7   | 6     | 77  | 2:21 | Perry 46 pass            |
| Wake Forest    | 2   | 7   | 8     | 31  | 3:39 | Hartman 1 run            |
| Wake Forest    | 3   | 3   | 10    | 20  | 4:56 | Sciba 40 field goal      |
| Wake Forest    | 3   | 6   | 1     | 69  | 0:12 | Perry 69 pass            |
| Wake Forest    | 4   | 8   | 11    | 73  | 3:45 | Beal-Smith 10 run        |
| Wake Forest    | OT  | 6   | 2     | 25  | 0:00 | Perry 22 pass            |
| Clemson        | 2   | 7   | 12    | 87  | 6:57 | Ngata 19 pass            |
| Clemson        | 2   | 7   | 13    | 58  | 1:57 | Pace 2 run               |
| Clemson        | 4   | 3   | 7     | 46  | 2:31 | Potter 40                |
| Virginia Tech  | 1   | 7   | 12    | 75  | 6:21 | Delulius 22 pass         |
| Virginia Tech  | 2   | 7   | 10    | 75  | 4:56 | Thomas 4 run             |
| Virginia Tech  | 2   | 3   | 5     | 40  | 0:41 | Romo 48 field goal       |
| Virginia Tech  | 3   | 7   | 5     | 46  | 2:22 | Thomas 2 run             |
| Virginia Tech  | 4   | 3   | 6     | 59  | 2:33 | Romo 33 field goal       |
| Virginia Tech  | 4   | 7   | 5     | 69  | 2:38 | Thomas 47 run            |
| Boston College | 1   | 3   | 7     | 49  | 2:23 | Lytton 31 field goal     |
| Boston College | 3   | 3   | 13    | 73  | 5:14 | Lytton 24 field goal     |

#### Longest

**By Plays:** 16, at Ohio (FG)  
**By Yards:** 98 at Virginia Tech (TD)  
**By Time:** 6:46 at Ohio (FG)

#### Shortest

**By Plays:** 1 vs Albany (TD)  
**By Yards:** 5 vs Wake Forest (FG)  
**By Time:** 0:04 vs Albany (TD)

#### Longest

**By Plays:** 17, at Florida State (FG)  
**By Yards:** 91, at Ohio (FG)  
**By Time:** 8:39 vs Albany (TD)

#### Shortest

**By Plays:** 1 vs Wake Forest (TD)  
**By Yards:** 1, vs Rutgers (FG)  
**By Time:** 0:12 vs Wake Forest (TD)

## CONVERSIONS & TIME OF POSSESSION

### 3rd-Down Conversions

| Date             | Opponent         |      | Score | Overall            | 1st Qtr           | 2nd Qtr           | 3rd Qtr          | 4th Qtr           | Overtime       |
|------------------|------------------|------|-------|--------------------|-------------------|-------------------|------------------|-------------------|----------------|
| 09/04/2021       | at Ohio          | W    | 29-9  | 8-12 66.7          | 1-2 50.0          | 2-3 66.7          | 2-4 50.0         | 3-3 100.0         | 0-1 0.0        |
| 09/11/2021       | Rutgers          | L    | 7-17  | 2-14 14.3          | 2-4 50.0          | 0-4 0.0           | 0-2 0.0          | 0-4 0.0           | 0-0 0.0        |
| 09/18/2021       | Albany (NY)      | W    | 62-24 | 3-8 37.5           | 0-2 0.0           | 1-3 33.3          | 1-2 50.0         | 1-1 100.0         | 0-0 0.0        |
| 09/24/2021       | Liberty          | W    | 24-21 | 4-13 30.8          | 1-3 33.3          | 1-3 33.3          | 0-2 0.0          | 2-5 40.0          | 0-0 0.0        |
| 10/02/2021       | at Florida St.   | L    | 30-33 | 2-12 16.7          | 1-3 33.3          | 0-3 0.0           | 0-3 0.0          | 1-3 33.3          | 0-0 0.0        |
| 10/09/2021       | Wake Forest      | Lot1 | 37-40 | 7-15 46.7          | 2-3 66.7          | 2-4 50.0          | 1-3 33.3         | 2-4 50.0          | 0-0 0.0        |
| 10/15/2021       | Clemson          | L    | 14-17 | 5-15 33.3          | 1-4 25.0          | 1-2 50.0          | 1-3 33.3         | 2-6 33.3          | 0-0 0.0        |
| 10/23/2021       | at Virginia Tech | W    | 41-36 | 7-16 43.8          | 1-2 50.0          | 2-4 50.0          | 1-4 25.0         | 3-6 50.0          | 0-0 0.0        |
| 10/30/2021       | Boston College   | W    | 21-6  | 4-13 30.8          | 2-4 50.0          | 0-4 0.0           | 1-1 100.0        | 1-4 25.0          | 0-0 0.0        |
| <b>Syracuse</b>  |                  |      |       | <b>42-118 35.6</b> | <b>11-27 40.7</b> | <b>9-30 30.0</b>  | <b>7-24 29.2</b> | <b>15-36 41.7</b> | <b>0-1 0.0</b> |
| <b>Opponents</b> |                  |      |       | <b>44-127 34.6</b> | <b>12-30 40.0</b> | <b>11-34 32.4</b> | <b>7-32 21.9</b> | <b>14-31 45.2</b> | <b>0-0 0.0</b> |

### 4th-Down Conversions

| Date             | Opponent         |      | Score | Overall          | 1st Qtr         | 2nd Qtr         | 3rd Qtr         | 4th Qtr         | Overtime       |
|------------------|------------------|------|-------|------------------|-----------------|-----------------|-----------------|-----------------|----------------|
| 09/04/2021       | at Ohio          | W    | 29-9  | 0-0 0.0          | 0-0 0.0         | 0-0 0.0         | 0-0 0.0         | 0-0 0.0         | 0-0 0.0        |
| 09/11/2021       | Rutgers          | L    | 7-17  | 1-1 100.0        | 0-0 0.0         | 0-0 0.0         | 0-0 0.0         | 1-1 100.0       | 0-0 0.0        |
| 09/18/2021       | Albany (NY)      | W    | 62-24 | 1-1 100.0        | 1-1 100.0       | 0-0 0.0         | 0-0 0.0         | 0-0 0.0         | 0-0 0.0        |
| 09/24/2021       | Liberty          | W    | 24-21 | 0-0 0.0          | 0-0 0.0         | 0-0 0.0         | 0-0 0.0         | 0-0 0.0         | 0-0 0.0        |
| 10/02/2021       | at Florida St.   | L    | 30-33 | 0-3 0.0          | 0-1 0.0         | 0-1 0.0         | 0-1 0.0         | 0-0 0.0         | 0-0 0.0        |
| 10/09/2021       | Wake Forest      | Lot1 | 37-40 | 0-0 0.0          | 0-0 0.0         | 0-0 0.0         | 0-0 0.0         | 0-0 0.0         | 0-0 0.0        |
| 10/15/2021       | Clemson          | L    | 14-17 | 2-2 100.0        | 1-1 100.0       | 0-0 0.0         | 0-0 0.0         | 1-1 100.0       | 0-0 0.0        |
| 10/23/2021       | at Virginia Tech | W    | 41-36 | 4-4 100.0        | 1-1 100.0       | 0-0 0.0         | 1-1 100.0       | 2-2 100.0       | 0-0 0.0        |
| 10/30/2021       | Boston College   | W    | 21-6  | 0-2 0.0          | 0-0 0.0         | 0-1 0.0         | 0-0 0.0         | 0-1 0.0         | 0-0 0.0        |
| <b>Syracuse</b>  |                  |      |       | <b>8-13 61.5</b> | <b>3-4 75.0</b> | <b>0-2 0.0</b>  | <b>1-2 50.0</b> | <b>4-5 80.0</b> | <b>0-0 0.0</b> |
| <b>Opponents</b> |                  |      |       | <b>8-15 53.3</b> | <b>2-4 50.0</b> | <b>2-3 66.7</b> | <b>3-5 60.0</b> | <b>1-3 33.3</b> | <b>0-0 0.0</b> |

### Time of Possession

| Date             | Opponent         |      | Score | Overall             | 1st Qtr      | 2nd Qtr      | 3rd Qtr      | 4th Qtr      | Overtime     |
|------------------|------------------|------|-------|---------------------|--------------|--------------|--------------|--------------|--------------|
| 09/04/2021       | at Ohio          | W    | 29-9  | 28:23               | 03:56        | 07:10        | 08:42        | 08:35        | 15:00        |
| 09/11/2021       | Rutgers          | L    | 7-17  | 24:04               | 05:19        | 10:54        | 03:12        | 04:39        | 00:00        |
| 09/18/2021       | Albany (NY)      | W    | 62-24 | 28:11               | 08:07        | 08:20        | 07:02        | 04:42        | 00:00        |
| 09/24/2021       | Liberty          | W    | 24-21 | 31:21               | 05:05        | 09:37        | 06:50        | 09:49        | 00:00        |
| 10/02/2021       | at Florida St.   | L    | 30-33 | 29:44               | 06:04        | 06:45        | 08:41        | 08:14        | 00:00        |
| 10/09/2021       | Wake Forest      | Lot1 | 37-40 | 48:50               | 05:04        | 12:17        | 07:29        | 09:00        | 00:00        |
| 10/15/2021       | Clemson          | L    | 14-17 | 27:01               | 08:16        | 05:08        | 05:59        | 07:38        | 00:00        |
| 10/23/2021       | at Virginia Tech | W    | 41-36 | 31:14               | 04:11        | 08:47        | 05:43        | 12:33        | 00:00        |
| 10/30/2021       | Boston College   | W    | 21-6  | 30:04               | 08:19        | 06:46        | 04:24        | 10:35        | 00:00        |
| <b>Syracuse</b>  |                  |      |       | <b>Total 278:52</b> | <b>54:21</b> | <b>75:44</b> | <b>58:02</b> | <b>75:45</b> | <b>15:00</b> |
|                  |                  |      |       | <b>Avg. 30:59</b>   | <b>06:02</b> | <b>08:25</b> | <b>06:27</b> | <b>08:25</b> | <b>15:00</b> |
| <b>Opponents</b> |                  |      |       | <b>Total 276:04</b> | <b>53:19</b> | <b>86:32</b> | <b>65:16</b> | <b>70:57</b> | <b>00:00</b> |
|                  |                  |      |       | <b>Avg. 30:40</b>   | <b>05:55</b> | <b>09:37</b> | <b>07:15</b> | <b>07:53</b> | <b>00:00</b> |

## RED ZONE REPORT

### Syracuse Inside Opponent Red-Zone

| Date                           | Opponent         | Score   | Times     | Times     | Total      |           |           | Rush     | Pass     | FGs      | Failed to score inside RZ |          |          |          |          |          |
|--------------------------------|------------------|---------|-----------|-----------|------------|-----------|-----------|----------|----------|----------|---------------------------|----------|----------|----------|----------|----------|
|                                |                  |         | In RZ     | Scored    | Pts        | TDs       | TDs       | TDs      | TDs      | Made     | FGA                       | Down     | Int      | Fumb     | Half     | Game     |
| 09/04/2021                     | at Ohio          | W 29-9  | 5         | 5         | 27         | 3         | 3         | 0        | 2        | 2        | 0                         | 0        | 0        | 0        | 0        | 0        |
| 09/11/2021                     | Rutgers          | L 7-17  | 2         | 0         | 0          | 0         | 0         | 0        | 0        | 0        | 1                         | 0        | 0        | 1        | 0        | 0        |
| 09/18/2021                     | Albany (NY)      | W 62-24 | 6         | 5         | 31         | 4         | 4         | 0        | 1        | 1        | 0                         | 0        | 0        | 0        | 0        | 1        |
| 09/24/2021                     | Liberty          | W 24-21 | 3         | 3         | 17         | 2         | 2         | 0        | 1        | 1        | 0                         | 0        | 0        | 0        | 0        | 0        |
| 10/02/2021                     | at Florida St.   | L 30-33 | 4         | 3         | 17         | 2         | 2         | 0        | 1        | 1        | 1                         | 0        | 0        | 0        | 0        | 0        |
| 10/09/2021                     | Wake Forest      | L 37-40 | 4         | 4         | 23         | 3         | 3         | 0        | 1        | 1        | 0                         | 0        | 0        | 0        | 0        | 0        |
| 10/15/2021                     | Clemson          | L 14-17 | 2         | 1         | 7          | 1         | 1         | 0        | 0        | 0        | 0                         | 0        | 1        | 0        | 0        | 0        |
| 10/23/2021                     | at Virginia Tech | W 41-36 | 4         | 3         | 20         | 3         | 2         | 1        | 0        | 1        | 0                         | 0        | 0        | 0        | 0        | 0        |
| 10/30/2021                     | Boston College   | W 21-6  | 1         | 0         | 0          | 0         | 0         | 0        | 0        | 0        | 0                         | 0        | 0        | 1        | 0        | 0        |
| <b>Totals 24 of 31 (77.4%)</b> |                  |         | <b>31</b> | <b>24</b> | <b>142</b> | <b>18</b> | <b>17</b> | <b>1</b> | <b>6</b> | <b>8</b> | <b>1</b>                  | <b>1</b> | <b>2</b> | <b>0</b> | <b>1</b> | <b>1</b> |

### Opponents Inside Syracuse Red-Zone

| Date                           | Opponent       | Score   | Times     | Times     | Total      |           |          | Rush     | Pass      | FGs       | Failed to score inside RZ |          |          |          |          |          |
|--------------------------------|----------------|---------|-----------|-----------|------------|-----------|----------|----------|-----------|-----------|---------------------------|----------|----------|----------|----------|----------|
|                                |                |         | In RZ     | Scored    | Pts        | TDs       | TDs      | TDs      | TDs       | Made      | FGA                       | Down     | Int      | Fumb     | Half     | Game     |
| 09/04/2021                     | Ohio           | W 29-9  | 3         | 3         | 9          | 0         | 0        | 0        | 3         | 3         | 0                         | 0        | 0        | 0        | 0        | 0        |
| 09/11/2021                     | Rutgers        | L 7-17  | 4         | 2         | 10         | 1         | 1        | 0        | 1         | 2         | 1                         | 0        | 0        | 0        | 0        | 0        |
| 09/18/2021                     | Albany (NY)    | W 62-24 | 3         | 3         | 17         | 2         | 1        | 1        | 1         | 1         | 0                         | 0        | 0        | 0        | 0        | 0        |
| 09/24/2021                     | Liberty        | W 24-21 | 3         | 1         | 7          | 1         | 0        | 1        | 0         | 1         | 1                         | 0        | 0        | 0        | 0        | 0        |
| 10/02/2021                     | Florida St.    | L 30-33 | 6         | 6         | 33         | 4         | 2        | 2        | 2         | 2         | 0                         | 0        | 0        | 0        | 0        | 0        |
| 10/09/2021                     | Wake Forest    | L 37-40 | 4         | 4         | 21         | 2         | 2        | 0        | 2         | 2         | 0                         | 0        | 0        | 0        | 0        | 0        |
| 10/15/2021                     | Clemson        | L 14-17 | 2         | 2         | 14         | 2         | 1        | 1        | 0         | 0         | 0                         | 0        | 0        | 0        | 0        | 0        |
| 10/23/2021                     | Virginia Tech  | W 41-36 | 3         | 3         | 17         | 2         | 2        | 0        | 1         | 1         | 0                         | 0        | 0        | 0        | 0        | 0        |
| 10/30/2021                     | Boston College | W 21-6  | 4         | 2         | 6          | 0         | 0        | 0        | 2         | 2         | 1                         | 0        | 0        | 0        | 0        | 0        |
| <b>Totals 26 of 32 (81.3%)</b> |                |         | <b>32</b> | <b>26</b> | <b>134</b> | <b>14</b> | <b>9</b> | <b>5</b> | <b>12</b> | <b>14</b> | <b>3</b>                  | <b>0</b> | <b>0</b> | <b>0</b> | <b>0</b> | <b>0</b> |



SUPERLATIVES

Syracuse Team Highs

|                  |      |                          |
|------------------|------|--------------------------|
| RUSHES           | 58   | Wake Forest (10/09/2021) |
| YARDS RUSHING    | 354  | Wake Forest (10/09/2021) |
| YARDS PER RUSH   | 6.8  | Albany (NY) (09/18/2021) |
| TD RUSHES        | 6    | Albany (NY) (09/18/2021) |
| PASS ATTEMPTS    | 37   | Clemson (10/15/2021)     |
| PASS COMPLETIONS | 19   | Rutgers (09/11/2021)     |
| YARDS PASSING    | 337  | Albany (NY) (09/18/2021) |
| YARDS PER PASS   | 14.0 | Albany (NY) (09/18/2021) |
| TD PASSES        | 2    | Wake Forest (10/09/2021) |
|                  | 2    | Albany (NY) (09/18/2021) |
| TOTAL PLAYS      | 85   | Wake Forest (10/09/2021) |
| TOTAL OFFENSE    | 623  | Albany (NY) (09/18/2021) |
| YARDS PER PLAY   | 9.4  | Albany (NY) (09/18/2021) |
| POINTS           | 62   | Albany (NY) (09/18/2021) |
| SACKS BY         | 8    | Albany (NY) (09/18/2021) |
| FIRST DOWNS      | 33   | Wake Forest (10/09/2021) |
| PENALTIES        | 16   | Albany (NY) (09/18/2021) |
| PENALTY YARDS    | 164  | Albany (NY) (09/18/2021) |
| TURNOVERS        | 3    | Rutgers (09/11/2021)     |
| PUNTS            | 8    | Rutgers (09/11/2021)     |
| PUNTING AVG      | 39.9 | Clemson (10/15/2021)     |
| LONG PUNT        | 60   | Rutgers (09/11/2021)     |
| PUNTS INSIDE 20  | 4    | Clemson (10/15/2021)     |
| LONG PUNT RETURN | 32   | at Ohio (09/04/2021)     |

Syracuse Individual Highs

|                     |      |  |
|---------------------|------|--|
| RUSHES              | 32   | Sean Tucker vs Liberty (09/24/2021)              |
| YARDS RUSHING       | 207  | Sean Tucker vs Boston College (10/30/2021)       |
| TD RUSHES           | 4    | Sean Tucker vs Albany (NY) (09/18/2021)          |
| LONG RUSH           | 56   | Sean Tucker vs Albany (NY) (09/18/2021)          |
| PASS ATTEMPTS       | 37   | Garrett Shrader vs Clemson (10/15/2021)          |
| PASS COMPLETIONS    | 17   | Garrett Shrader vs Clemson (10/15/2021)          |
| YARDS PASSING       | 236  | Garrett Shrader at Virginia Tech (10/23/2021)    |
| TD PASSES           | 2    | Garrett Shrader at Virginia Tech (10/23/2021)    |
|                     | 2    | Garrett Shrader vs Wake Forest (10/09/2021)      |
| LONG PASS           | 73   | Tommy Devito vs Albany (NY) (09/18/2021)         |
| RECEPTIONS          | 8    | Taj Harris vs Rutgers (09/11/2021)               |
| YARDS RECEIVING     | 122  | Taj Harris vs Rutgers (09/11/2021)               |
| TD RECEPTIONS       | 1    | Courtney Jackson at Virginia Tech (10/23/2021)   |
|                     | 1    | Damien Alford at Virginia Tech (10/23/2021)      |
|                     | 1    | Trebor Pena vs Clemson (10/15/2021)              |
|                     | 1    | Sean Tucker vs Wake Forest (10/09/2021)          |
|                     | 1    | Anthony Queeley vs Wake Forest (10/09/2021)      |
|                     | 1    | Anthony Queeley at Florida St. (10/02/2021)      |
|                     | 1    | Damien Alford vs Albany (NY) (09/18/2021)        |
|                     | 1    | Sean Tucker vs Albany (NY) (09/18/2021)          |
| LONG RECEPTION      | 73   | Damien Alford vs Albany (NY) (09/18/2021)        |
| PUNTS               | 7    | James Williams vs Clemson (10/15/2021)           |
|                     | 7    | James Williams vs Liberty (09/24/2021)           |
|                     | 7    | James Williams vs Rutgers (09/11/2021)           |
| PUNTING AVG         | 43.0 | James Williams vs Boston College (10/30/2021)    |
| LONG PUNT           | 60   | James Williams vs Rutgers (09/11/2021)           |
| PUNTS INSIDE 20     | 4    | James Williams vs Clemson (10/15/2021)           |
| LONG PUNT RETURN    | 64   | Courtney Jackson vs Boston College (10/30/2021)  |
| LONG KICKOFF RETURN | 51   | Trebor Pena at Virginia Tech (10/23/2021)        |
| TACKLES             | 12   | Mikel Jones vs Rutgers (09/11/2021)              |
| SACKS               | 3    | Kingsley Jonathan vs Boston College (10/30/2021) |
|                     | 3    | Cody Roscoe vs Albany (NY) (09/18/2021)          |
| TACKLES FOR LOSS    | 3    | Kingsley Jonathan vs Boston College (10/30/2021) |
|                     | 3    | Cody Roscoe vs Albany (NY) (09/18/2021)          |
|                     | 3    | Cody Roscoe vs Rutgers (09/11/2021)              |

Opponent Team Highs

|                  |      |                               |
|------------------|------|-------------------------------|
| RUSHES           | 44   | at Virginia Tech (10/23/2021) |
| YARDS RUSHING    | 260  | at Virginia Tech (10/23/2021) |
| YARDS PER RUSH   | 6.7  | at Florida St. (10/02/2021)   |
| TD RUSHES        | 3    | at Virginia Tech (10/23/2021) |
| PASS ATTEMPTS    | 36   | Clemson (10/15/2021)          |
| PASS COMPLETIONS | 23   | at Ohio (09/04/2021)          |
| YARDS PASSING    | 330  | Wake Forest (10/09/2021)      |
| YARDS PER PASS   | 10.4 | Liberty (09/24/2021)          |
| TD PASSES        | 3    | Wake Forest (10/09/2021)      |
|                  | 3    | Liberty (09/24/2021)          |
| TOTAL PLAYS      | 73   | Clemson (10/15/2021)          |
| TOTAL OFFENSE    | 437  | at Virginia Tech (10/23/2021) |
| YARDS PER PLAY   | 6.8  | at Virginia Tech (10/23/2021) |
| POINTS           | 40   | Wake Forest (10/09/2021)      |
| SACKS BY         | 6    | Rutgers (09/11/2021)          |
| FIRST DOWNS      | 22   | at Florida St. (10/02/2021)   |
| PENALTIES        | 8    | Albany (NY) (09/18/2021)      |
| PENALTY YARDS    | 90   | Albany (NY) (09/18/2021)      |
| TURNOVERS        | 1    | Wake Forest (10/09/2021)      |
|                  | 1    | at Florida St. (10/02/2021)   |
|                  | 1    | Liberty (09/24/2021)          |
|                  | 1    | Albany (NY) (09/18/2021)      |
|                  | 1    | at Ohio (09/04/2021)          |
| PUNTS            | 9    | Albany (NY) (09/18/2021)      |
|                  | 9    | Clemson (10/15/2021)          |
| PUNTING AVG      | 52.2 | Rutgers (09/11/2021)          |
| LONG PUNT        | 69   | Rutgers (09/11/2021)          |
| PUNTS INSIDE 20  | 5    | Boston College (10/30/2021)   |
|                  | 5    | Rutgers (09/11/2021)          |
| LONG PUNT RETURN | 40   | at Virginia Tech (10/23/2021) |

Opponent Individual Highs

|                     |      |  |
|---------------------|------|--|
| RUSHES              | 21   | Malachi Thomas at Virginia Tech (10/23/2021)   |
| YARDS RUSHING       | 151  | Malachi Thomas at Virginia Tech (10/23/2021)   |
| TD RUSHES           | 3    | Malachi Thomas at Virginia Tech (10/23/2021)   |
| LONG RUSH           | 65   | Treshaun Ward at Florida St. (10/02/2021)      |
| PASS ATTEMPTS       | 34   | DJ Uagalelei vs Clemson (10/15/2021)           |
| PASS COMPLETIONS    | 22   | Jordan Travis at Florida St. (10/02/2021)      |
|                     | 22   | Noah Vedral vs Rutgers (09/11/2021)            |
| YARDS PASSING       | 330  | Sam Hartman vs Wake Forest (10/09/2021)        |
| TD PASSES           | 3    | Sam Hartman vs Wake Forest (10/09/2021)        |
|                     | 3    | Malik Willis vs Liberty (09/24/2021)           |
| LONG PASS           | 69   | Sam Hartman vs Wake Forest (10/09/2021)        |
| RECEPTIONS          | 9    | Jaquarii Roberson vs Wake Forest (10/09/2021)  |
| YARDS RECEIVING     | 137  | A.T. Perry vs Wake Forest (10/09/2021)         |
| TD RECEPTIONS       | 3    | A.T. Perry vs Wake Forest (10/09/2021)         |
| LONG RECEPTION      | 69   | A.T. Perry vs Wake Forest (10/09/2021)         |
| FIELD GOALS         | 3    | Stephen Johnson at Ohio (09/04/2021)           |
| LONG FIELD GOALS    | 48   | John Parker Romo at Virginia Tech (10/23/2021) |
| PUNTS               | 9    | Will Spiers vs Clemson (10/15/2021)            |
|                     | 9    | Sean Ralls vs Albany (NY) (09/18/2021)         |
| PUNTING AVG         | 52.2 | Adam Korsak vs Rutgers (09/11/2021)            |
| LONG PUNT           | 69   | Adam Korsak vs Rutgers (09/11/2021)            |
| PUNTS INSIDE 20     | 5    | Grant Carlson vs Boston College (10/30/2021)   |
|                     | 5    | Adam Korsak vs Rutgers (09/11/2021)            |
| LONG PUNT RETURN    | 40   | Tayvion Robinson at Virginia Tech (10/23/2021) |
| LONG KICKOFF RETURN | 27   | Philip Cole at Ohio (09/04/2021)               |
| TACKLES             | 13   | Olakunle Fatukasi vs Rutgers (09/11/2021)      |
| SACKS               | 1    | Kam Arnold vs Boston College (10/30/2021)      |
|                     | 1    | Marcus Valdez vs Boston College (10/30/2021)   |
|                     | 1    | Khrist Banks vs Boston College (10/30/2021)    |
|                     | 1    | Tyler Venables vs Clemson (10/15/2021)         |
|                     | 1    | Chelen Barnes vs Wake Forest (10/09/2021)      |
|                     | 1    | Fabien Lovett at Florida St. (10/02/2021)      |
|                     | 1    | Jared Verse vs Albany (NY) (09/18/2021)        |
|                     | 1    | Julius Turner vs Rutgers (09/11/2021)          |
|                     | 1    | Mayan Ahanotu vs Rutgers (09/11/2021)          |
|                     | 1    | Ifeanyi Maijeh vs Rutgers (09/11/2021)         |
|                     | 1    | Tyshon Fogg vs Rutgers (09/11/2021)            |
|                     | 1    | Mohamed Toure vs Rutgers (09/11/2021)          |
|                     | 1    | Avery Young vs Rutgers (09/11/2021)            |
|                     | 1    | Will Evans at Ohio (09/04/2021)                |
| TACKLES FOR LOSS    | 2.5  | Kendy Charles vs Liberty (09/24/2021)          |
| INTERCEPTIONS       | 1    | Tyler Venables vs Clemson (10/15/2021)         |
|                     | 1    | Travis Jay at Florida St. (10/02/2021)         |
|                     | 1    | Christian Lewis vs Albany (NY) (09/18/2021)    |
|                     | 1    | Larry Walker Jr. vs Albany (NY) (09/18/2021)   |
|                     | 1    | Max Melton vs Rutgers (09/11/2021)             |

## THE LAST TIME

### Syracuse ...

#### Scoring

|   |  |
|---|--|
| Scored 70+ points:  | 70 vs. Rutgers (70-14), 1998   |
| Scored 60-69 points:                                      | 62 vs. Albany (62-24), 2021  |
| Scored 50-59 points:                                      | 52 vs. Western Michigan (52-33), 2019                                |
| Allowed 70+ points:                                       | 76, at Pittsburgh (61-76), 2016                                      |
| Allowed 60-69 points:                                     | 63, at Maryland (20-63), 2019  |
| Allowed 50-59 points:                                     | 56, Louisville (56-34), 2019   |
| Was held scoreless:                                       | at Louisville (0-30), 2020   |
| Was held scoreless through halftime:                      | vs. Boston College (0-6), 2021                                       |
| Was held scoreless through three quarters:                | at Louisville (0-27), 2020   |
| Held opponent scoreless:                                  | at Liberty (24-0), 2019  |
| Held opponent scoreless through halftime:                 | vs. Rutgers (0-0), 2021  |
| Held opponent scoreless through three quarters:           | at Liberty (24-0), 2019  |
| Did not score a touchdown:                                | at Louisville, 2020  |
| Did not score an offensive touchdown:                     | at Louisville, 2020  |
| Held opponent without a touchdown:                        | vs. Boston College, 2021   |
| Held opponent without an offensive touchdown:             | vs. Boston College, 2021   |
| Scored TD on first play from scrimmage:                   | Andrew Robinson 79 yd. pass to Taj Smith at Louisville, 2007         |
| Allowed TD on first play from scrimmage:                  | DeShone Kizer 79 yd. pass to Equanimeous St. Brown, Notre Dame, 2016 |
| Scored TD in final two minutes to win:                    | at Virginia Tech (41-36), 2021                                       |
| Allowed TD in final two minutes to lose:                  | at Clemson (23-27), 2018   |
| Won by going for two points:                              | vs. North Carolina (49-47 3OT), 2003                                 |
| Lost when opponent went for two points:                   | vs. NC State (31-32, OT), 1997                                       |
| Tied the game in the last two minutes:                    | vs. Wake Forest (34-34), 2021 (TD)                                   |
| Allowed opponent to tie the game in the last two minutes: | vs. Wake Forest (30-30), 2019 (FG)                                   |
| Scored a two-point conversion:                            | at NC State, 2017  |
| Missed a two-point conversion:                            | vs. Wake Forest, 2021  |

#### Rushing

|                                       |   |
|---------------------------------------|---|
| Had 60+ rushing attempts:             | 60 at Wake Forest, 2018   |
| Had 50-59 rushing attempts:           | 58 vs Wake Forest, 2021   |
| Rushed for 400+ yards:                | 415 vs. Pittsburgh, 1994  |
| Rushed for 300-399 yards:             | 314 at Virginia Tech, 2021  |
| Rushed for 200-299 yards:             | 293 vs. Boston College, 2021  |
| Rushed for less than 100 yards:       | 67 vs. Rutgers, 2021  |
| Rushed for negative yards:            | -15 vs. Cincinnati, 2007  |
| Scored six rushing TDs:               | vs. Albany, 2021  |
| Scored seven rushing TDs:             | vs. Rutgers, 2000   |
| Scored eight rushing TDs:             | vs. Rutgers, 1998   |
| Two players rushed for 100+ yards:    | Garrett Shrader (174) and Sean Tucker (112) at Virginia Tech, 2021                |
| Three players rushed for 100+ yards:  | Kyle McIntosh (136), Dee Brown (117), Donovan McNabb (100) vs. Miami (Fla.), 1997 |
| Two players had multiple rushing TDs: | Sean Tucker (4), Garrett Shrader (2) vs. Albany, 2021                             |

#### Passing

|                                 |                            |
|---------------------------------|----------------------------|
| Passed for 400+ yards:          | 480 vs. NC State, 2018     |
| Passed for 300-399 yards:       | 337 vs Albany, 2021        |
| Passed for less than 100 yards: | 65 vs Boston College, 2021 |
| Attempted less than 10 passes:  | 9 vs. Buffalo, 2000        |

#### Receiving

|  |  |
|--|--|
| Two players with 10 catches:             | Steve Ishmael (12), Ervin Philips (12) at Florida State, 2017      |
| Two players with 100 receiving yards:    | Sean Riley (164), Nykeim Johnson (136) vs. NC State, 2018          |
| Two players with multiple receiving TDs: | Trishton Jackson (2), Aaron Hackett (2) vs. Western Michigan, 2019 |

#### Total Offense

|                                      |                            |
|--------------------------------------|----------------------------|
| Gained 600+ yards:                   | 623 vs. Albany, 2021       |
| Gained 500-599 yards:                | 550 at Virginia Tech, 2021 |
| Gained 400-499 yards:                | 414 at Notre Dame, 2020    |
| Gained 100-199 yards:                | 137 at Louisville, 2020    |
| Gained less than 100 yards:          | 93 vs. Iowa, 1976          |
| Had 100 or more total offense plays: | 106 at Pittsburgh, 2016    |
| Had 90 or more total offense plays:  | 93 at Boston College, 2018 |

#### Turnovers

|                                    |   |
|------------------------------------|---|
| Did not commit a turnover:         | at Virginia Tech, 2021                    |
| Neither team committed a turnover: | Syracuse at Virginia Tech, 2021           |
| Committed four turnovers:          | at Notre Dame (3 fumble/1 INT), 2020      |
| Committed five turnovers:          | vs. Rutgers (2 fumbles/3 INT), 2011       |
| Committed six turnovers:           | at Pittsburgh (4 fumbles/2 INT), 2011     |
| Committed seven turnovers:         | vs. USF (2 fumbles/5 INT), 2009           |
| Committed eight turnovers:         | vs. Wisconsin (7 fumbles/1 INT), 1972     |
| Committed nine turnovers:          | vs. West Virginia (5 fumbles/4 INT), 1973 |

#### Defense

|  |  |
|--|--|
| Intercepted three passes:                | vs. Georgia Tech, 2020                     |
| Intercepted four passes:                 | vs. Georgia Tech, 2020                     |
| Intercepted five passes:                 | vs. Tulane, 1999                           |
| Recovered four fumbles:                  | vs. West Virginia, 2005                    |
| Had 10+ tackles for loss:                | 14.0/51 vs. Albany, 2021                   |
| Had five or more sacks:                  | 5.0/34 vs Boston College, 2021             |
| Had six or more sacks:                   | 6.0/31 vs. Liberty, 2021                   |
| Had seven or more sacks:                 | 8.0/41 vs Albany, 2021                     |
| Had eight sacks:                         | 8.0/41 vs Albany, 2021                     |
| Had nine sacks:                          | 9.0/88 vs. Rutgers, 2009                   |
| Had no sacks:                            | at Ohio, 2021                              |
| Neither team had a sack:                 | vs. Central Michigan, 2017                 |
| Scored a safety:                         | Caleb Okechukwu, Marlowe Wax at Ohio, 2021 |
| Scored a defensive two-point conversion: | Scoop Bradshaw vs. Wake Forest, 2017       |

#### Special Teams

|  |   |
|--|---|
| Missed a PAT by kick:                                      | Andre Szmyt at Virginia Tech(blocked), 2021                   |
| Blocked a PAT by kick:                                     | Josh Black at Florida State, 2019                             |
| Did not punt:  | vs. Cincinnati, 1998  |
| Kicked a game-winning field goal with less than 1:00 left: | Andre Szmyt vs. Liberty, 2021, 35 yards with :01 left (24-21) |
| Kicked a game-winning field goal in OT:                    | Andre Szmyt vs. Wake Forest, 2019                             |
| Neither team kicked a field goal:                          | at Maryland, 2019   |

#### Overtime

|                                   |                                  |
|-----------------------------------|----------------------------------|
| Was involved in an overtime game: | vs. Wake Forest (L, 40-37), 2021 |
| Won in single overtime:           | vs. Wake Forest (39-30), 2019    |
| Lost in single overtime:          | vs. Wake Forest (40-37), 2021    |
| Won in double overtime:           | vs. North Carolina (40-37), 2018 |
| Lost in double overtime:          | vs. Rutgers (16-19), 2011        |
| Won in triple overtime:           | at North Carolina (49-47), 2003  |
| Lost in triple overtime:          | at Virginia (38-44), 2015        |

#### Miscellaneous

|  |                               |
|--|-------------------------------|
| Had 30+ first downs:                         | 33 vs. Wake Forest, 2021      |
| Had less than 10 first downs:                | 7 at Louisville, 2020         |
| Was not penalized:                           | at West Virginia, 1957        |
| Had 10 or more penalties:                    | 16 vs. Albany, 2021           |
| Had 120+ yards in penalties:                 | 164 vs. Albany, 2021          |
| Had more than 40 minutes of possession time: | 40:14 vs. Rhode Island, 2015  |
| Had 35-40 minutes of possession time:        | 37:19 at Boston College, 2018 |

### An Opposing Team ...

#### Rushing

|                                       |  |
|---------------------------------------|--|
| Had 60+ rushing attempts:             | 63, Duke, 2020   |
| Had 50-59 rushing attempts:           | 53, Clemson, 2018                                      |
| Rushed for 400+ yards:                | 496, Boston College, 2019                              |
| Rushed for 300-399 yards:             | 305, Notre Dame, 2020                                  |
| Rushed for 200-299 yards:             | 260, Virginia Tech, 2021                               |
| Rushed for less than 100 yards:       | 71, Boston College, 2021                               |
| Rushed for zero yards:                | Akron, 2009  |
| Rushed for negative yards:            | -4, Liberty, 2019                                      |
| Scored six rushing TDs:               | Maryland, 2019   |
| Scored seven rushing TDs:             | Louisville, 2016                                       |
| Scored eight rushing TDs:             | Nebraska, 1983   |
| Two players rushed for 100+ yards:    | Kyren Williams and Chris Tyree (109), Notre Dame, 2020 |
| Two players had multiple rushing TDs: | AJ Dillon (3), David Bailey (2), Boston College, 2019  |

## THE LAST TIME

### Passing

|                                 |                          |
|---------------------------------|--------------------------|
| Passed for 400+ yards:          | 421, Wake Forest, 2019   |
| Passed for 300-399 yards:       | 330, Wake Forest, 2021   |
| Passed for less than 100 yards: | 64, Boston College, 2016 |
| Attempted less than 10 passes:  | 5, Georgia Tech, 2013    |

### Receiving

|  |   |
|--|---|
| Two players with 10+ catches:            | Ben McCord (10), Devon Spalding (10), Central Michigan, 2015                      |
| Two players with 100+ receiving yards:   | A.T. Perry (137), Jaquari Roberson (135), Wake Forest, 2021                       |
| Three players with 100+ receiving yards: | Tabari Hines (124), Cam Serigne (119), Scotty Washington (113), Wake Forest, 2017 |

### Total Offense

|                             |                          |
|-----------------------------|--------------------------|
| Gained 600+ yards:          | 645, Duke, 2020          |
| Gained 500-599 yards:       | 568, Notre Dame, 2020    |
| Gained 400-499 yards:       | 437, Virginia Tech, 2021 |
| Gained 100-199 yards:       | 135, UAlbany, 2021       |
| Gained less than 100 yards: | 64, Rhode Island, 2015   |

### Turnovers

|                              |                                     |
|------------------------------|-------------------------------------|
| Did not commit a turnover:   | Boston College, 2021                |
| Had four or more turnovers:  | Duke (3 fumbles/1 INT), 2020        |
| Had five or more turnovers:  | Georgia Tech (1 fumble/4 INT), 2020 |
| Had six or more turnovers:   | Cincinnati (2 fumbles/4 INT), 2004  |
| Had seven or more turnovers: | Pittsburgh (3 fumbles/4 INT), 1981  |
| Had eight or more turnovers: | Indiana (3 fumbles/5 INT), 1971     |
| Had nine turnovers:          | Lafayette (8 fumbles/1 INT), 1951   |

### Defense

|  |                              |
|--|------------------------------|
| Intercepted three passes:                | Clemson, 2020                |
| Intercepted four passes:                 | Louisville, 2017             |
| Intercepted five passes:                 | USF, 2009                    |
| Recovered four fumbles:                  | Pittsburgh, 2011             |
| Recovered five fumbles:                  | Rutgers, 2005                |
| Had 12+ tackles for loss:                | 12.0/36, Florida State, 2019 |
| Had five or more sacks:                  | 6.0/34, Rutgers, 2021        |
| Had six or more sacks:                   | 6.0/34, Rutgers, 2021        |
| Had seven or more sacks:                 | 7.0/40, Pittsburgh, 2020     |
| Had eight or more sacks:                 | 9.0/60, Pittsburgh, 2019     |
| Had nine or more sacks:                  | 9.0/60, Pittsburgh, 2019     |
| Had 10 or more sacks:                    | 11.0/89, Cincinnati, 2007    |
| Had no sacks:                            | Albany, 2021                 |
| Scored a safety:                         | Middle Tennessee, 2017       |
| Scored a defensive two-point conversion: | Virginia Tech, 2021          |

### Special Teams

|  |  |
|--|--|
| Missed a PAT by kick:                                      | Ryan Fitzgerald, Florida State, 2021                                 |
| Blocked a PAT by kick:                                     | Chamarri Conner, Virginia Tech, 2021                                 |
| Scored a two-point conversion:                             | Jaquari Roberson, Wake Forest, 2021                                  |
| Missed a two-point conversion:                             | Wake Forest, 2021  |
| Missed multiple two-point conversions:                     | NC State (2), 2020   |
| Did not punt:  | West Virginia, 1993  |
| Kicked a game-winning field goal with less than 1:00 left: | Ryan Fitzgerald, Florida State, 2021, 34 yards with :00 left (30-33) |
| Kicked a game-winning field goal in OT:                    | San San Te, Rutgers, 2011  |

### Miscellaneous

|  |                                    |
|--|------------------------------------|
| Had 30+ first downs:                         | 36, Duke, 2020                     |
| Had less than 10 first downs:                | 8, Central Connecticut State, 2017 |
| Was not penalized:                           | Georgia Tech, 2013                 |
| Had 10 or more penalties:                    | 15, Georgia Tech, 2020             |
| Had 120+ yards in penalties:                 | 125, Louisville, 2018              |
| Had more than 40 minutes of possession time: | 41:46, Louisville, 2020            |
| Had 35-40 minutes of possession time:        | 35:56, Rutgers, 2021               |

## A Syracuse Player ...

### Rushing

|                                    |   |
|------------------------------------|---|
| Had 30 carries:                    | 32, Sean Tucker vs. Liberty, 2021           |
| Rushed for 200+ yards:             | 207, Sean Tucker vs. Boston College, 2021   |
| Rushed for 150-199 yards:          | 174, Garrett Shrader at Virginia Tech, 2021 |
| Rushed for 100-149 yards:          | 112, Sean Tucker at Virginia Tech, 2021     |
| Quarterback rushed for 200+ yards: | 200, Eric Dungey at Western Michigan, 2018  |
| Quarterback rushed for 100+ yards: | 174, Garrett Shrader at Virginia Tech, 2021 |
| Rushed for three TDs:              | Garrett Shrader at Virginia Tech, 2021      |
| Rushed for four TDs:               | Sean Tucker vs Albany, 2021                 |
| Rushed for five TDs:               | Walter Reyes vs. Notre Dame, 2003           |
| Rushed for six TDs:                | Jim Brown vs. Colgate, 1956                 |
| Had a 60 to 69-yard run:           | 61, Nykeim Johnson, 2020                    |
| Had a 70 to 79-yard run:           | 74, Eric Dungey vs. Central Michigan, 2017  |
| Had a 80 to 89-yard run:           | 80, Cooper Lutz at Notre Dame, 2020         |
| Had a 90 to 99-yard run:           | 95 (TD), George Davis vs. Fordham, 1949     |

### Passing

|                                  |   |
|----------------------------------|---|
| Passed for 400+ yards:           | 411, Eric Dungey vs. NC State, 2018                       |
| Passed for 300-399 yards:        | 300, Tommy DeVito at NC State, 2019                       |
| Attempted 60+ passes:            | 60, Zack Mahoney vs. Wake Forest, 2017                    |
| Attempted 50-59 passes:          | 53, Eric Dungey at LSU, 2017                              |
| Attempted 40-49 passes:          | 45, Rex Culpepper vs. NC State, 2020                      |
| Completed 40+ passes:            | 43, Zack Mahoney at Pittsburgh, 2016                      |
| Completed 30-39 passes:          | 33, Zack Mahoney vs. Wake Forest, 2017                    |
| Threw three or more TD passes:   | 3, Rex Culpepper vs. Liberty, 2020                        |
| Threw four or more TD passes:    | 4, Tommy DeVito vs. Holy Cross, 2019                      |
| Threw five TD passes:            | 5, Eric Dungey vs. Wagner, 2018                           |
| Completed a 60 to 69-yard pass:  | 62 (TD), Garrett Shrader to Trebor Pena vs. Clemson, 2021 |
| Completed a 70 to 79-yard pass:  | 72 (TD), Garrett Shrader to Sean Tucker vs. Albany, 2021  |
| Completed an 80 to 89-yard pass: | 83 (TD), Rex Culpepper to Nykeim Johnson at Clemson, 2020 |
| Completed a 90 to 100-yard pass: | 94 (TD), Clayton Welch to Taj Harris vs. Pittsburgh, 2019 |

### Receiving

|  |  |
|--|--|
| Had 10+ catches:                             | 13, Taj Harris, vs. NC State, 2020   |
| Had 100 receiving yards:                     | Sean Tucker (121) vs. Albany, 2021   |
| Had consecutive 100-yard receiving games:    | Nykeim Johnson vs. North Carolina, vs. NC State, 2018  |
| Had three straight 100-yard receiving games: | Steve Ishmael vs. Central Michigan, at LSU, at NC State, 2017  |
| Had four straight 100-yard receiving games:  | Steve Ishmael vs. Middle Tennessee, vs. Central Michigan, at LSU, at NC State, 2017                                |
| Had five straight 100-yard receiving games:  | Steve Ishmael vs. Central Connecticut State, vs. Middle Tennessee, vs. Central Michigan, at LSU, at NC State, 2017 |
| Had consecutive 150-yard receiving games:    | Alec Lemon vs. Louisville, at Missouri, 2012   |
| Had 200+ receiving yards:                    | 270, Amba Etta-Tawo at Connecticut, 2016   |
| Caught two TDs:                              | Trishton Jackson vs. Boston College, 2019  |
| Caught three or more TDs:                    | 5, Amba Etta-Tawo at Pittsburgh, 2016  |
| Caught four or more TDs:                     | 5, Amba Etta-Tawo at Pittsburgh, 2016  |
| Caught five TDs:                             | Amba Etta-Tawo at Pittsburgh, 2016   |

## THE LAST TIME

### Defense

|                                    |  |
|------------------------------------|--|
| Had two or more interceptions:     | 2, Andre Cisco vs. Wagner, 2018              |
| Returned an interception for a TD: | Garrett Williams (39 yds) vs. Clemson, 2020  |
| Had two or more fumble recoveries: | 2, Steven Clark vs. Louisville, 2015         |
| Returned a fumble for a TD:        | Geoff Cantin-Arku (28 yds) vs. Duke, 2020    |
| Forced two or more fumbles:        | 2, Alton Robinson at Pittsburgh, 2018        |
| Had 15+ tackles:                   | 15, Lakiem Williams vs. Boston College, 2019 |
| Had four tackles for loss:         | Stefon Thompson at Louisville, 2020          |
| Had five tackles for loss:         | Christian Ferrara vs. Notre Dame, 2003       |
| Had six tackles for loss:          | Brandon Sharpe vs. Pittsburgh, 2012          |
| Had three sacks:                   | Kingsley Jonathan vs. Boston College, 2021   |
| Had four sacks:                    | Brandon Sharpe vs. Pittsburgh, 2012          |
| Had more than four sacks:          | 4.5, Dwight Freeney vs. Virginia Tech, 2000  |

### Special Teams

|  |   |
|--|---|
| Made a 50-yard field goal:               | 50, Andre Szmyt at Florida State, 2019                                    |
| Made four field goals:                   | Andre Szmyt vs. Wake Forest, 2019   |
| Made five field goals:                   | Don McAulay vs. Kent State, 1983  |
| Blocked a field goal:                    | Josh Black vs. Louisville, 2018   |
| Recovered a blocked field goal for a TD: | Mike Holmes (57 yd. return) vs. Akron, 2010                               |
| Had a punt return TD:                    | Courtney Jackson (64 yds) vs. Boston College, 2021                        |
| Had a 50 to 59-yard punt return:         | 59 (TD) Brisly Eetime at Florida State, 2015                              |
| Had a 60 to 69-yard punt return:         | 64 (TD), Courtney Jackson vs. Boston College, 2021                        |
| Had a 70 to 79-yard punt return:         | 74, Brisly Eetime vs. Notre Dame, 2016                                    |
| Had an 80 to 89-yard punt return:        | 85 (TD), Jamel Riddle vs. Auburn, 2002                                    |
| Had a 90 to 100-yard punt return:        | 94 (TD), Marvin Harrison vs. Minnesota, 1995                              |
| Had a 60 to 69-yard punt:                | 60, James Williams vs. Rutgers, 2021                                      |
| Had a 70 to 79-yard punt:                | 75, Riley Dixon vs. Clemson, 2013   |
| Blocked a punt:                          | Drew Tuazama at Clemson, 2020   |
| Blocked two punts:                       | Anthony Smith vs. Buffalo, 2004   |
| Returned a blocked punt for a TD:        | Sean Riley blocked, Trill Williams recovered (2 yd ret.) vs. Wagner, 2018 |
| Blocked a punt and returned it for a TD: | Anthony Smith (0 yds) vs. Buffalo, 2004                                   |
| Had a kickoff return TD:                 | Trebor Pena (98 yds) vs. NC State, 2020                                   |
| Returned the opening kickoff for a TD:   | Kevin Johnson (100 yds) vs. Wisconsin, 1997                               |
| Had a 50 to 59-yard kickoff return:      | 51, Trebor Pena at Virginia Tech, 2021                                    |
| Had a 60 to 69-yard kickoff return:      | 64, Sean Riley vs. Central Michigan, 2017                                 |
| Had a 70 to 79-yard kickoff return:      | 76, Kyle McIntosh vs. Tennessee, 1998                                     |
| Had an 80 to 89-yard kickoff return:     | 89 (TD), Kevin Johnson vs. Wisconsin, 1997                                |
| Had an 90 to 100-yard kickoff return:    | 98 (TD), Trebor Pena vs. NC State, 2020                                   |

### An Opposing Player ...

### Rushing

|                                    |  |
|------------------------------------|--|
| Had 30 carries:                    | 30, Deon Jackson, Duke, 2020             |
| Rushed for 200+ yards:             | 233, Javian Hawkins, Louisville, 2019    |
| Rushed for 150-199 yards:          | 151, Malachi Thomas, Virginia Tech, 2021 |
| Rushed for 100-149 yards:          | 124, Jordan Travis, Florida State, 2021  |
| Quarterback rushed for 100+ yards: | 124, Jordan Travis, Florida State, 2021  |
| Rushed for three or more TDs:      | 3, Malachi Thomas, Virginia Tech, 2021   |
| Rushed for four TDs:               | Cam Akers, Florida State, 2019           |
| Had a 60 to 69-yard run:           | 65, Treshaun Ward, Florida State, 2021   |
| Had a 70 to 79-yard run:           | 75 (TD), Shedro Louis, Liberty, 2020     |
| Had a 80 to 89-yard run:           | 87 (TD), Kain Colter, Northwestern, 2013 |
| Had a 90 to 99-yard run:           | 94 (TD), Chris Tyree, Notre Dame, 2020   |

### Passing

|                                  |   |
|----------------------------------|---|
| Passed for 400+ yards:           | 473, Ryan Finley, NC State, 2018                              |
| Passed for 300-399 yards:        | 330, Sam Hartman, Wake Forest, 2021                           |
| Attempted 60+ passes:            | 65, Brian Brohm, Louisville, 2007                             |
| Attempted 50-59 passes:          | 52, Nathan Elliott, North Carolina, 2018                      |
| Attempted 40-49 passes:          | 43, Trevor Lawrence, Clemson, 2020                            |
| Completed 40+ passes:            | 45, Brian Brohm, Louisville, 2007                             |
| Completed 30-39 passes:          | 34, Nathan Elliott, North Carolina, 2018                      |
| Threw three or more TD passes:   | 3, Sam Hartman, Wake Forest, 2021                             |
| Threw four or more TD passes:    | 4, Bailey Hockman, NC State, 2020                             |
| Threw five TD passes:            | Micale Cunningham, Louisville, 2019                           |
| Threw six TD passes:             | Matt Barkley, USC, 2012                                       |
| Completed a 60 to 69-yard pass:  | 69 (TD), Sam Hartman to A.T. Perry, Wake Forest, 2021         |
| Completed a 70 to 79-yard pass:  | 75 (TD), Sam Hartman to Donavon Greene, Wake Forest, 2019     |
| Completed an 80 to 89-yard pass: | 80 (TD), Sam Hartman to Jacquarii Roberson, Wake Forest, 2020 |
| Completed a 90 to 100-yard pass: | 90 (TD), Micale Cunningham to Tutu Atwell, Louisville, 2019   |

### Receiving

|                              |  |
|------------------------------|--|
| Had 10+ catches:             | 11, Kendall Hinton, Wake Forest, 2019  |
| Had 100-199 receiving yards: | 116, Zay Flowers, Boston College, 2021 |
| Had 200+ receiving yards:    | 247, Kelvin Harmon, NC State, 2018     |
| Caught two TDs:              | Tutu Atwell, Louisville, 2019          |
| Caught three TDs:            | A.T. Perry, Wake Forest, 2021          |
| Caught four TDs:             | Ernest Wilford, Virginia Tech, 2002    |

### Defense

|                                    |   |
|------------------------------------|---|
| Had two or more interceptions:     | 2, Alohi Gilman, Notre Dame, 2018           |
| Returned an interception for a TD: | Christian Lewis (25 yds), Albany, 2021      |
| Had two or more fumble recoveries: | 2, Will Harris, Boston College, 2017        |
| Returned a fumble for a TD:        | Andrew Booth, Jr. (21 yds), Clemson, 2020   |
| Forced two or more fumbles:        | 2, Ray Vinopal, Pittsburgh, 2014            |
| Had 15+ tackles:                   | 17, Hamsah Nasirildeen, Florida State, 2019 |
| Had four or more tackles for loss: | 5.5, Clelin Ferrell, Clemson, 2017          |
| Had five or more tackles for loss: | 5.5, Clelin Ferrell, Clemson, 2017          |
| Had three sacks:                   | 3.0, Louis Acceus, NC State, 2019           |
| Had more than three sacks:         | 3.5 Clelin Ferrell, Clemson, 2017           |

### Special Teams

|  |   |
|--|---|
| Made a 50-yard field goal:               | James Turner (50 yds), Louisville, 2020                                   |
| Made four field goals:                   | Evan Staley, West Virginia, 2018  |
| Made five field goals:                   | Maikon Bonani, USF, 2012  |
| Blocked a field goal:                    | Matthew Thomas, Derwin James, Florida State, 2017                         |
| Blocked two field goals:                 | Kenny Iwebema, Iowa, 2007   |
| Recovered a blocked field goal for a TD: | Duron Harmon (75 yd ret.) Rutgers, 2012                                   |
| Had a punt return TD:                    | Dazz Newsome (75 yds), North Carolina, 2018                               |
| Had two punt return TDs:                 | DeAngelo Hall (58 yds., 60 yds.), Virginia Tech, 2003                     |
| Had a 50 to 59-yard punt return:         | 53, Aaron Berry, Pittsburgh, 2007   |
| Had a 60 to 69-yard punt return:         | 69 (TD) Tre'Davious White, LSU, 2015                                      |
| Had a 70 to 79-yard punt return:         | 75 (TD), Dazz Newsome, North Carolina, 2018                               |
| Had an 80 to 89-yard punt return:        | 83 (TD), D'Ernest Johnson, USF, 2016                                      |
| Had a 60 to 69-yard punt:                | 61, Ryan Harwell, Louisville, 2020  |
| Had a 70 to 79-yard punt:                | 72, Austin Parker, Duke, 2019   |
| Blocked a punt:                          | Max Melton, Rutgers, 2021   |
| Blocked two punts:                       | Chase Anastasio, Notre Dame, 2005   |
| Returned a blocked punt for a TD:        | Manny Collins blocked, Corey Barnes recovered (16 yd ret.), Rutgers, 2005 |
| Had a kickoff return TD:                 | Myles Willis (89 yds), Boston College, 2016                               |
| Returned the opening kickoff for a TD:   | Myles Willis (97 yds), Boston College, 2014                               |
| Had a 50 to 59-yard kickoff return:      | 53, Michael Walker, Boston College, 2018                                  |
| Had a 60 to 69-yard kickoff return:      | 64, Shane Tucker, Middle Tennessee, 2017                                  |
| Had a 70 to 79-yard kickoff return:      | 70, Hassan Hall, Louisville, 2019   |
| Had an 80 to 89-yard kickoff return:     | 89 (TD), Myles Willis, Boston College, 2016                               |
| Had an 90 to 100-yard kickoff return:    | 93 (TD), C.J. Sanders, Notre Dame, 2016                                   |