



2020 SYRACUSE FOOTBALL

1959 NATIONAL CHAMPIONS // 5 CONFERENCE CHAMPIONSHIPS // 18 CONSENSUS ALL-AMERICANS

GAME INFORMATION

Date.....Friday, Nov. 20, 2020
Location.....Louisville, Ky.
Stadium.....Cardinal Stadium (61,000)
Kickoff.....7 p.m.
Series.....Louisville leads 11-7
Television.....ESPN
Play-by-Play.....Anish Shroff '04
Analyst.....Tom Luginbill
Reporter.....Katie George
Radio.....Syracuse Sports Network from Learfield IMG College
Play-by-Play.....Matt Park '97
Analyst.....Adam Terry '04
Reporter.....Brian Higgins '04
Student Radio.....WAER 88.3 FM (Syracuse)
Satellite Radio.....Sirius 80/XM 381
Live Audio.....Cuse.com/TuneIn App
Live Stats.....Cuse.com
Twitter.....@CuseFootball
Facebook.....Facebook.com/CuseFootball
Instagram.....@CuseFootball

2020 SCHEDULE/RESULTS

Overall Record: 1-7 • **ACC Record:** 1-6
Home: 1-4 • **Away:** 0-3 • **Neutral:** 0-0 • **Streak:** L5

Date	Opponent (TV)	Time/Result
Sept. 12	at North Carolina * (ACC Network)	L, 6-31
Sept. 19	at Pittsburgh * (ACC Network)	L, 10-21
Sept. 26	GEORGIA TECH * (ACC RSN)	W, 37-20
Oct. 10	DUKE * (ACC RSN)	L, 24-38
Oct. 17	LIBERTY (ACC RSN)	L, 21-38
Oct. 24	at Clemson * (ACC Network)	L, 21-47
Oct. 31	WAKE FOREST * (ACC Network)	L, 14-38
Nov. 7	BOSTON COLLEGE * (ACC RSN)	L, 13-16
Nov. 20	at Louisville * (ESPN)	7 p.m.
Nov. 28	NC STATE *	TBA
Dec. 5	at Notre Dame * (NBC)	2:30 p.m.

* - ACC game

Home games in **BOLD CAPS**

All times Eastern

WHAT'S INSIDE

Media Information.....2	Player Notes.....17-20
Matchup/Series History.....3	Game Summaries.....21-22
Notes.....4-10	Stats.....23-37
Team.....4	Long Plays.....32
Offense.....5-6	Starting Lineups.....33
Defense.....7	Scoring Drives.....34
Special Teams.....8	Conversions/TOP.....35
Miscellaneous.....9-10	Red-Zone Stats.....36
Dome.....9	Superlatives.....37
On This Date.....9	Last Time That.....38-40
Overtime History.....9	
Orange in the NFL.....10	
ACC Standings/Polls.....11	
HC Dino Babers.....12-13	
Assistant Coaches.....14	
Depth Chart.....15	
Start Chart.....15	
Roster/Pronunciations.....16	



SYRACUSE ORANGE (1-7, 1-6 ACC)

AP/Coaches Rank: -/-

Head Coach: Dino Babers (5th year)

Overall Record: 61-49 (.555)

at Syracuse: 24-33 (.421)

vs. Louisville: 1-3

VS



LOUISVILLE CARDINALS (2-6, 1-6 ACC)

AP/Coaches Rank: -/-

Head Coach: Scott Satterfield (2nd year)

Overall Record: 61-35 (.635)

at Louisville: 10-11 (.476)

vs. Syracuse: 1-0

OPENING DRIVE

ORANGE HEAD TO LOUISVILLE FOR FRIDAY NIGHT MATCHUP

- Syracuse hits the road for the first time in nearly a month when the Orange travel to Louisville for a Friday night showdown.
- The game will air on ESPN with Anish Shroff '04 (PxP), Tom Luginbill (analyst) and Katie George (reporter) on the call.

HACKETT TO THE HOUSE

- TE **Aaron Hackett** is now tied for the Syracuse record in career touchdown receptions by a tight end, one shy of becoming the program's all-time record holder.
- Hackett enters Friday's contest tied with Nick Provo (9) for the most TD catches by an Orange tight end.
- Six of his scores were tallied during the 2019 season, which was the second-most TD catches by a tight end in the ACC, trailing only Louisville's Marshon Ford (7).

WORKIN' WEEKDAYS

- The Orange are 15-5 (.750) in their last 20 weekday games, a stretch beginning with the team's victory over Kansas State in the 2010 Pinstripe Bowl.
- The Louisville game is the lone weekday game on the 2020 slate.
- Syracuse has won five of its last-six Friday games and holds a 6-2 Friday record under head coach **Dino Babers**. Some of the Orange's recent highlight wins have come on Friday nights, including a 27-24 win against No. 2 Clemson in 2017 and the 2018 Camping World Bowl victory over West Virginia.

MOST FRESHMEN STARTERS IN PROGRAM HISTORY

- Five Syracuse freshmen (three true, two redshirt) started in Syracuse's most recent game vs. Boston College – the most freshmen to start a game on one side of the ball in program history.
- LB **Stefon Thompson** and DBs **Garrett Williams**, **Aman Greenwood**, **Ja'Had Carter** and **Rob Hanna** all had previously started games for 'Cuse this season, but this was the first time the combination had all started together.

- Syracuse had started four freshmen on defense in each of the prior four contests, which had tied the previous program record.
- Additionally, more than 71-percent of Syracuse's active roster this season is comprised of players in their first two years of eligibility, a mark that ranks fourth in the FBS. The 'active roster' is comprised of players who've not opted out. The list includes injured players.

Most FBS Underclassmen

Rk.	School	Pct.
1.	Oregon	73.6
2.	Florida State	72.6
3.	East Carolina	72.2
4.	Syracuse	71.6
	Stanford	71.6

NUMBERS TO KNOW

17 Takeaways by the Syracuse defense thus far – a mark that leads the nation.

54 Career field goals for PK **Andre Szmyt**. He's five away from tying the Orange's all-time record, held by Cole Murphy.

1 Heading into their ninth game of the season, the Orange have played just one (at Clemson on Oct. 24) in front of fans thus far.

6 FBS rank by return man **Nykeim Johnson** in combined kick return yardage. He's also leading the ACC in average yards per punt return.



MEDIA CONTACTS

SYRACUSE ATHLETIC COMMUNICATIONS

1301 East Colvin Street, Syracuse, NY 13244
Office: 315-443-2608 | Web: Cuse.com



TYLER CADY
Football SID
Assistant Director/
Athletic Communications
(315) 443-2608 (O)
(315) 941-6569 (C)
tpcady@syr.edu



SUE EDSON
Executive Sr. Associate AD/
Chief Communications Officer
(Credential Contact)
(315) 443-2608 (O)
(315) 952-4787 (C)
sedson@syr.edu



PETE MOORE
Director/
Athletic Communications
(315) 443-2608 (O)
(315) 952-5011 (C)
pimoore@syr.edu

ACC COMMUNICATIONS

4512 Weybridge Lane, Greensboro, NC 27407
Office: 336-854-8787 | Web: theACC.com

Amy Yakola, Chief of External Affairs
Kevin Best, Sr. Assoc. Commissioner (Football)
Andy Fledderjohann, Assistant Commissioner
Steve Phillips, Editorial & Content Manager
Justin Wilson, Director
Tyler Beck, Assistant Director

SOCIAL MEDIA

Join the conversation about all things Syracuse across various social media platforms, including Facebook, Twitter, YouTube, Instagram and Snapchat.



/CuseFootball
/Cuse



@CuseFootball
@Cuse



/Syracuse Orange



@CuseFootball
@Cusepics



@Cusepics

WEEKLY MEDIA SCHEDULE



- Dino Babers News Conference - 11:30 a.m. via Zoom
- Game notes on Cuse.com



- Student-Athlete Interviews - 6:45 p.m. via Zoom.



- AmeriCU Dino Babers Radio Show
Live from 7 to 8 p.m. on TK99/105



- No media availability



- Game #9 - Syracuse at Louisville (7 p.m., ESPN)



- No media availability

GENERAL MEDIA INFORMATION

INTERVIEWS

Interviews with all Orange student-athletes and Coach Dino Babers **MUST** be arranged through the Syracuse Athletic Communications Department. Contact Tyler Cady, Football SID, via email at tpcady@syr.edu or by calling (315) 443-2608. Please give as much advance notice as possible when requesting interviews. Personal phone numbers will not be distributed to media and student-athletes should not be contacted directly by phone, email or social media to arrange interviews or answer questions.

CREDENTIAL REQUESTS

Season and individual game requests for working press credentials for media and professional scouts should be made online via the PressPass media credential system. Please visit www.SportsSystems.com/Syracuse to apply for credentials. Requests should be made at least two weeks prior to the game. Seating and sideline access will be limited this season due to social distancing guidelines.

All media material (notes, media guides, stats) will be available digitally and will not be provided in the press box.

MEDIA PARKING

Parking for media in the WEST Lots (Standart West and Henry) across the street from the Dome is limited. Passes are issued on a priority basis within the same guidelines as working credentials.

MEDIA GUIDE

The 2020 media guide will be exclusively digital this season. Media can access the publication on Cuse.com under additional links on the football page.

POSTGAME INTERVIEWS

All postgame media will be virtual this season. Coach Babers and select student-athletes will be made available after the game via Zoom. An email will be sent weekly to the football listserv asking for RSVPs to participate and a Zoom link will be provided. An off-site moderator will open the Zoom meeting shortly after the conclusion of the game and will field questions from the media.

ACC MEDIA PORTAL

The ACC and XOS Digital have partnered to provide individual highlight packages from all ACC-controlled regular-season football games to approved TV news affiliates for the 2020 season. Upon the conclusion of each game, highlights will be available to download and use in televised news programming at no cost. Outlets may access the highlights, along with any weekly head coach press conferences, through the ACC Media Portal. This portal replaces the ACC Video Clip Service (AVCS). The use of game highlights provided through the ACC Media Portal are subject to the restrictions outlined in the ACC News Access Guidelines. Interested affiliates should email licensing@xosdigital.com to register for the ACC Media Portal and for additional information. Approved affiliates will receive a confirmation email along with credentials to access the portal.

COLLEGEPRESSBOX.COM

Collegepressbox.com is the official media website for Division I football. Access and download weekly game notes, quotes, statistics, media guides, headshots, logos and more for each conference and its member schools. Register for access at collegepressbox.com/register.

GAME #9 MATCHUP: LOUISVILLE

SERIES HISTORY

- Friday's game marks the 19th meeting between Syracuse and Louisville. Sixteen of those pairings have been as conference rivals, first in the BIG EAST and now in the ACC. The Cardinals own the series lead, 11-7.
- Plenty of points have been scored in recent years, with the winning side going over the 40-point threshold in six of the last seven meetings, including five consecutive games where the winning team reached 40 points or more. In each of the last four games, the victor has scored 50+ points.
- The Cardinals have won six of the eight games played in Louisville. Syracuse has not won a road game against the Cardinals since a 38-35 victory in 2007.
- In 1989, the Orange defeated the Cardinals 24-13 at the Coca-Cola Bowl in Tokyo, Japan. It's the only time Syracuse football has played a game outside of North America.

LAST TIME VS. LOUISVILLE

- Louisville jumped out to an early lead and held on to defeat Syracuse 56-34 at Cardinal Stadium last season.
- RB Moe Neal led a ground attack for the Orange that saw them compile 261 yards on 52 carries. Neal came away with 163 yards, while RB **Jawhar Jordan** registered 35 yards rushing and 87 yards receiving in his most significant action as a rookie.
- QB **Tommy DeVito** completed 14-of-21 passes for 153 yards and threw two touchdowns, one to WR Trishton Jackson and one to TE **Aaron Hackett**.
- DB **Andre Cisco** led the team with nine tackles and an interception on defense.

SYRACUSE-LOUISVILLE CONNECTIONS

- No players on the Syracuse roster are from the commonwealth of Kentucky.
- Likewise, no one on the Cardinals hails from New York.
- LB **Mikel Jones** and Louisville LB Zay Peterson all played at IMG Academy in Bradenton, Florida. Orange DB **Andre Cisco** also went there. Cisco left the team to prepare for the NFL Draft after suffering a season-ending injury vs. Georgia Tech.
- LB **Stefon Thompson** and Louisville DB Marqui Lowery played together at Zebulon Vance in Charlotte, North Carolina.
- DB **Kyle Strickland** and Cardinals WR Corey Reed both attended Roswell High School in Georgia.
- WR **Isaiah Jones** and Cardinals RB Javian Hawkins attended Cocoa High School in Florida.
- DB **Adrian Cole** and Cardinals LB Dorian Jones were high school classmates at Florida's Planta in High School.
- Defensive line coach **Vinson Reynolds** and Louisville wide receivers coach Gunter Brewer overlapped at Oklahoma State. Brewer was the co-offensive coordinator for the Cowboys in 2008 and 2009, the same two seasons Reynolds was with the program as a graduate assistant/quality control coach for the defensive line.

SERIES CAPSULE

Series Record: UL leads, 11-7
at Syracuse: UL leads, 5-4
at the Dome: UL leads, 5-4
at Louisville: UL leads, 6-2
Neutral: SU leads, 1-0
Last Syracuse Win: 2018 (54-23)
Last Louisville Win: 2019 (56-34)
Largest Margin of SU Victory: 48 (48-0, 1985)
Largest Margin of UL Victory: 46 (56-10, 2017)

SERIES HIGHS

Rushing: SU, Curtis Brinkley 33-166 (2008)
 UL, Javian Hawkins 23-233 (2019)
Passing: SU, Andrew Robinson 17-26-423 (2007)
 UL, Brian Brohm 45-64-555 (2007)
Receiving: SU, Alec Lemon 9-176 (2012)
 UL, Harry Douglas 12-205 (2007)

LAST 10 MEETINGS

Year	Result	Score	Location
2019	Loss	34-56	Louisville, Ky.
2018	Win	54-23	Syracuse, N.Y.
2017	Loss	10-56	Louisville, Ky.
2016	Loss	28-62	Syracuse, N.Y.
2015	Loss	17-41	Louisville, Ky.
2014	Loss	6-28	Syracuse, N.Y.
2012	Win	45-26	Syracuse, N.Y.
2011	Loss	10-27	Louisville, Ky.
2010	Loss	20-28	Syracuse, N.Y.
2009	Loss	9-10	Louisville, Ky.

TALE OF THE TAPE

(NCAA Ranking)

Syracuse	Louisville
18.3 (113)	Scoring Offense 27.9 (68)
31.1 (71)	Scoring Defense 29.8 (65)
86.0 (120)	Rushing Offense 201.6 (32)
223.5 (109)	Rushing Defense 196.5 (94)
177.8 (106)	Passing Offense 239.0 (60)
240.8 (68)	Passing Defense 195.6 (27)
263.8 (123)	Total Offense 440.6 (38)
464.3 (100)	Total Defense 392.1 (51)
.647 (120)	Red Zone Offense897 (33)
107 (70)	First Downs 162 (28)
1.63 (88)	Sacks/Game 2.25 (54)
24:36 (121)	Time of Possession 29:51 (64)

LOUISVILLE AT A GLANCE

2020 SCHEDULE

Sept. 12	Western Kentucky	W, 35-21
Sept. 19	Miami	L, 34-47
Sept. 26	at Pittsburgh	L, 20-23
Oct. 9	at Georgia Tech	L, 27-46
Oct. 17	at Notre Dame	L, 7-12
Oct. 24	Florida State	W, 48-16
Oct. 31	Virginia Tech	L, 35-42
Nov. 14	at Virginia	L, 17-31
Nov. 20	Syracuse	7 p.m.
Nov. 27	at Boston College	12 p.m.
Dec. 5	Wake Forest	TBA

2020 STATISTICAL LEADERS

Rushing	No.	Yds	Avg.	Lg	TD
J. Hawkins	133	822	6.2	90	7
M. Cunningham	92	417	4.5	47	5

Passing	C-A-I	Pct.	Yds	TD
M. Cunningham	141-223-9	63.2	1,907	15
E. Conley	1-2-0	50.0	5	0

Receiving	No.	Yds	Avg.	Lg	TD
T. Atwell	40	528	13.2	66	5
D. Fitzpatrick	27	514	19.0	82	2

Defense	U-A	Total	Sacks	TFL
C. Avery	35-22	57	2.0	5.0
R. Burns	27-14	41	1.0	5.5



RECORD: 2-6 (1-6 ACC)

Home: 2-2; Away: 0-4; Neutral: 0-0

- The Cardinals are coached by Scott Satterfield, who is in his second season at Louisville. Last season, Satterfield led the Cardinals to an 8-5 record and a victory over Mississippi State in the Music City Bowl.
- Last week, Louisville lined up against Virginia and lost, 31-17. UVA quarterback Brennan Armstrong ran for two touchdowns and had 203 passing yards.
- Against the Cavaliers, redshirt junior quarterback Malik Cunningham ran for a career-high 197 yards and had 161 yards through the air. The Montgomery, Ala. native ranks 26th in the nation with 290.5 yards of total offense per game.
- Redshirt sophomore running back Javian Hawkins ranks seventh in the nation with 822 rushing yards. His seven rushing touchdowns rank 21st in the country. Hawkins missed last week's game against Virginia.
- Junior wide receiver Tutu Atwell ranks fifth in the ACC and 25th in the nation with five receiving touchdowns. Atwell also missed last week's contest against UVA.

AGAINST THE ACC

	Games	W	L	T
Boston College ¹	54	32	22	0
Clemson	9	2	7	0
Duke	5	1	4	0
Florida State	13	2	11	0
Georgia Tech	4	1	3	0
Louisville	18	7	11	0
Miami	23	7	16	0
North Carolina	6	3	3	0
NC State	13	2	11	0
Pittsburgh ¹	76	32	41	3
Virginia	5	2	3	0
Virginia Tech	18	10	8	0
Wake Forest	10	6	4	0
Totals	254	107	144	3

¹ - Record includes 2004 win vacated by NCAA

SYRACUSE STATISTICAL RANKINGS

2020 TEAM

Category (Value)	NCAA	ACC
3rd-Down Pct. (.239)	121	15
Opp. 3rd-Down Pct. (.457)	95	13
4th-Down Pct. (.308)	117	15
Opp. 4th-Down Pct. (.615)	77	10
Blocked Kicks (2)	9	4
Blocked Kicks Allowed (1)	72	4
Blocked Punts (1)	10	5
Blocked Punts Allowed (0)	1	1
Completion Pct. (.514)	117	15
Defensive TDs (3)	2	1
Fewest Penalties (54)	108	8
Fewest Penalties Per Game (6.75)	80	8
Fewest Penalty Yards (503)	111	9
Fewest Penalty Yards/Game (62.88)	88	9
1st Downs Defense (203)	123	14
1st Downs Offense (107)	70	15
Fumbles Lost (4)	72	8
Fumbles Recovered (8)	3	2
Kickoff Return Defense (21.08)	71	8
Kickoff Returns (21.87)	38	6
Net Punting (41.85)	17	3
Passes Had Intercepted (10)	116	10
Interceptions (9)	11	3
Passing Offense (177.8)	106	15
Passing Defense (240.8)	68	8
Yards Per Completion (11.29)	87	13
Punt Return Defense (7.35)	68	8
Punt Returns (13.17)	18	2
Red Zone Defense (.784)	31	1
Red Zone Offense (.647)	120	15
Rushing Defense (223.5)	109	15
Rushing Offense (86.0)	120	15
Sacks Allowed Per Game (4.00)	118	15
Scoring Defense (31.1)	71	11
Scoring Offense (18.3)	113	15
TFLs Allowed Per Game (8.25)	115	13
Passing Efficiency (108.18)	114	14
Passing Efficiency Defense (130.29)	44	6
Sacks Per Game (1.63)	88	14
TFLs Per Game (5.0)	94	15
Time of Possession (24:36)	121	15
Total Defense (464.3)	100	13
Total Offense (263.8)	123	15
Turnover Margin (0.38)	48	7
Turnovers Gained (17)	1	1
Turnovers Lost (14)	110	10
Winning Percentage (.125)	105	15

2020 INDIVIDUAL (Top 25)

Category (Value)	NCAA	ACC
Nolan Cooney, P		
Punting (45.3)	16	3
Rob Hanna, DB		
Solo Tackles (5.7)	24	2
Nykeim Johnson, WR		
Combined Kick Returns (463)	6	1
Punt Returns (12.9)	9	1
Mikel Jones, LB		
Fumbles Recovered (2)	2	1
Total Interceptions (3)	4	1

GAME NOTES: TEAM

A WIN WOULD ...

- Improve **Dino Babers'** record to 25-33 as head coach of the Orange.
- Improve Syracuse's record to 16-5 in weekday contests since the 2010 Pinstripe Bowl.
- Snap a five-game losing streak at Louisville.
- Give Syracuse its 737th all-time victory (includes 11 wins from 2004-06 that were vacated by the NCAA). The Orange currently rank 20th on the FBS ledger of winningest programs. Syracuse is one of 28 FBS schools to have accumulated 700+ wins.

DOME-INATION

- Syracuse is 10-7 since the start of 2018 at home.
 - Under **Dino Babers**, Syracuse is 16-13 at home.
- Home field success has been a staple at all three of his coaching stops, with Babers' teams combining to go 34-19 when defending their home field.
- The Orange were undefeated in the Loud House in 2018, going 6-0 in the building. The 2018 campaign was SU's fourth perfect home season since 1980; the three previous unbeaten campaigns (all 6-0) were in 1987, 1988 and 2001.

BABERS RISING IN THE RANKS

- Head coach **Dino Babers** coached the 100th game of his career on Nov. 16, 2019 at Duke. In his eight-plus seasons as a sideline leader at Eastern Illinois, Bowling Green and Syracuse, Babers has worked 110 games and holds an overall record of 61-49 (.555).
- Friday's game will be Babers' 58th at Syracuse, the eighth most games coached at SU (Ben Schwartzwalder - 247, Paul Pasqualoni - 167, Dick MacPherson - 116, Frank Maloney - 78, Frank O'Neill - 77, Ossie Solem - 63 and Vic Hanson - 59).

JONATHAN JOINS ACC SEARCH

- Senior defensive end **Kingsley Jonathan** is serving on the Atlantic Coast Conference Search Advisory Committee. He's one-of-five student-athletes on the 20-member committee, which also includes Syracuse AD **John Wildhack**.
- Previously, Jonathan was named as one of three student-athlete representatives from the ACC to represent his peers on proposed NCAA rule changes under the Division I Autonomy process.
- A Campbell Trophy Semifinalist and Wuerffel Trophy nominee this season, Jonathan was a CoSIDA Academic All-District selection and was picked to the All-ACC Academic Team last year.

YOUTH IN THE SECONDARY

- Syracuse's secondary has featured a number of young players this season, with four freshmen starting each of the last-four games.
- Syracuse started true freshmen **Ja'Had Carter**, redshirt freshman **Aman Greenwood** and true freshman **Rob Hanna** at the safety and rover positions, respectively in the last three games. In the last-15 years a freshman has only earned a starting nod at safety twice prior at Syracuse. All-American **Andre Cisco** and **Shamarko Thomas** – who spent six seasons in the NFL – are the others.
- Redshirt freshman **Garrett Williams**, who has started every game this season, is the fourth freshman starter in the secondary.

DEFENSE NOT BREAKING

- When Syracuse has allowed its opponent to reach the red zone this season the defense has managed to minimize the damage.
- 'Cuse leads the ACC, allowing points on 78.4 percent (29-of-37) of their opponents' trips to the red zone. SU has yielded a touchdown just 19 of those 37 trips.
- Syracuse has also forced four turnovers inside the red zone, which leads the league.

INTERNATIONAL FLAVOR

- The Orange roster features 13 players born outside the United States, including six from Canada.
- Both the total number of foreign-born players and Canadian players leads all FBS schools.
- Temple (9), Colorado (7) and Utah (7) have the next most foreign-born players on their rosters.

Syracuse Foreign-Born Players

Name, Pos.	Country
Damien Alford, WR	Canada
Matthew Bergeron, OL	Canada
Geoff Cantin-Arku, LB	Canada
Adrian Cole, DB	Puerto Rico
Patrick Davis, OL	Canada
Kingsley Jonathan, DL	Nigeria
Abraham Kenneh, LB	Ivory Coast
Lee Kpogba, LB	Ghana
Ben Labrosse, DB	Canada
Maximilian Mang, TE	Germany
Mark Petry, OL	Germany
Tyrell Richards, LB	Canada
Russell Thompson-Bishop, WR	Jamaica

A NEW STADIUM EXPERIENCE

- Syracuse debuted a renovated home stadium this season. It features a new fixed roof, a vertically hung scoreboard, state-of-the-art sound and lighting systems, improved accessibility and added Wi-Fi capabilities are just a handful of features.
- The new crown truss atop the building consists of more than six million pounds of structural steel and the center-hung scoreboard is 7,022 square feet, making it the second-largest indoor center-hung system in the United States.

GAME CAPTAINS

Opponent.....Captain

North Carolina.....	Kingsley Jonathan
Pittsburgh.....	Airon Servais
Georgia Tech.....	Andre Cisco
Duke.....	Nykeim Johnson
Liberty.....	Rex Culpepper
Clemson.....	Josh Black
Wake Forest.....	Chris Elmore
Boston College.....	McKinley Williams
Louisville.....	
NC State.....	
Notre Dame.....	

GAME NOTES: OFFENSE

MORGAN GETS THE NOD VS. BC

- Freshman QB **JaCobian Morgan** made his first collegiate start vs. Boston College, making him the seventh true freshman to start a game at quarterback in Syracuse history.
- His 188 yards were the second-most passing yards by a freshman in their first collegiate start in SU history, trailing just Eric Dungey's 221 in his first collegiate start in 2015.

INCREASING TARGETS

- A season-high nine players caught a pass vs. Wake Forest.
- It's the seventh time in the five-year tenure of head coach Dino Babers that nine-or-more players had a reception.
- **Taj Harris, Nykeim Johnson, Courtney Jackson, Anthony Queeley, Sharod Johnson and Cooper Lutz** all had multiple receptions vs. Wake Forest, while **Damien Alford, Luke Benson and Aaron Hackett** each had one catch.
- The Orange had 11 players catch a pass in 2017 vs. Central Connecticut State, which is the high under Babers. Against FBS opponents, nine players with a reception is the most 'Cuse has had in the last-five seasons, tying the 2019 matchup vs. Boston College, the 2018 Camping World Bowl victory over Wake Forest, the 2018 win over UConn and the 2017 matchup with Wake Forest.

I AM IRON MAN

- Redshirt-senior offensive lineman **Airon Servais** enters Friday's game with 45-straight starts, the second-most starts since '00.
- Nick Romero (48) has the most consecutive starts for the Orange since 2000 and most offensive line starts in that span as well. Orange QB Donovan McNabb has the most total starts of players who ended their careers this century, with 49.
- Servais is currently tied with Evan Adams (45) for most starts this decade.

FIRST TIME STARTERS

- QB **JaCobian Morgan** became the 15th different player to have started their first collegiate game this season for Syracuse – the second-highest total for first-time starters in the ACC.
- Navy (23) has the FBS lead. Including specialists (P **Nolan Cooney**), Syracuse has seen 16 different players atop their respective position on the depth chart for the first time this season. Florida State (16) has the most first-time starters in 2020 in the ACC.
- The number emphasizes the personnel that have turned over for the Orange. 'Cuse could have opened the season with player who had previously started at least one game start at 18 of the available 22 positions on offense/defense.

WELCOME, SEAN TUCKER

- Rookie RB **Sean Tucker** made quite an impact vs. Georgia Tech in week three, rushing for 112 yards and two touchdowns, earning ACC Running Back of the Week. He ran for 111 yards against Liberty two weeks later.
- Tucker is now the third player in Syracuse history to post multiple 100-yard games as a true freshman. He joins SU all-time leading rusher Joe Morris (who did so five times as a freshman and 22 times in total) and Dee Brown (twice) in that regard.
- The Georgia Tech game was just the 11th time in program history that a true freshman recorded more than 100 yards on the ground and the first since Jordan Fredericks did so in 2015 vs. Rhode Island.
- Tucker was the first to do so vs. an FBS opponent since Antwon Bailey ran for 126 yards against Notre Dame in 2008.
- Tucker was on pace for another big day against Clemson, with 63 yards on 10 carries in the first half before he was sidelined due to injury. He then missed the Wake Forest game. He then returned and carried the ball 11 times for 52 yards vs. Boston College.

POINTS-A-PLENTY

- Over the last three seasons, the Orange have seven 50+ points games, the third-most of any ACC team during that span.

Most 50+ POINT GAMES SINCE 2017 (ACC)

Rk.	School	'17	'18	'19	'20	Total
1.	Clemson	2	4	7	1	14
2.	Wake Forest	3	4	1	2	10
3.	Syracuse	1	5	1	0	7
	North Carolina	2	0	2	3	7

PROTECTING THE POCKET

- After allowing 14 sacks through the first two games, the Orange have kept the quarterback upright much more recently.
- Keeping the quarterback upright has often gone hand-in-hand with winning. Syracuse is 13-7 since the start of 2018 in games which the team surrenders three sacks or fewer.
- On the flip side, the Orange are 3-10 in games which they allow four-or-more sacks, including an 0-3 mark this season.
- To date, Syracuse has allowed 32 sacks on the year, including less than three per game over the last-six contests. Twenty of the 32 total sacks came in three combined games, adding in the loss vs. Duke. Against Georgia Tech (1), Liberty (3), Clemson (2), Wake Forest (2) and Boston College (4) the Orange have done a significantly better job and keeping the pocket intact.

CONSECUTIVE GAMES PLAYED WITH A RECEPTION

Name	Streak	2020 Rec.	Career Rec.	Started
Taj Harris, WR *	9	36	113	11/23/19
Nykeim Johnson, WR	9	16	84	11/30/19
Anthony Queeley, WR	8	27	27	9/12/20
Cooper Lutz, RB	2	8	8	10/31/20
Luke Benson, TE	2	4	12	10/31/20
Aaron Hackett, TE	2	7	34	10/31/20
Sean Tucker, RB	1	5	5	11/7/20

* Streak remains active if a player misses a game.

QUICK FACTS

GENERAL INFORMATION

Location	Syracuse, N.Y.
Founded	1870
Enrollment	15,275 (undergraduate)
Color	Orange
Chancellor & President	Kent Syverud
Director of Athletics	John Wildhack

COACHING STAFF

Head Coach	Dino Babers
Alma Mater	Hawaii '84
Career Record	61-49 (9th year)
Record at Syracuse	24-33 (5th year)

Justin Lustig	Assistant Head Coach
	ST Coord./Outside Receivers
Sterlin Gilbert	Off. Coord./Quarterbacks
Tony White	Defensive Coordinator
Chris Achuff	Linebackers
Mike Cavanaugh	Offensive Line
Reno Ferri	Tight Ends/Inside Receivers
Mike Lynch	Running Backs
Nick Monroe	Safeties/Nickelbacks
Vinson Reynolds	Defensive Line
Chip West	Cornerbacks

PLAYER INFORMATION

Lettermen Returning/Lost	34/24
Offense	16/9
Defense	15/14
Specialists	3/1

RETURNING STARTERS

Offense (7): OL Matthew Bergeron (So.), OL Dakota Davis (R-Jr.), QB Tommy DeVito (R-Jr.), TE Aaron Hackett (Sr.), WR Taj Harris (So.), OL Airon Servais (R-Sr.), OL Carlos Vetorello (R-So.)

Defense (6): NT Josh Black (R-Sr.), FS Andre Cisco (Jr.), CB Ifeatu Melifonwu (R-Jr.), DT McKinley Williams (R-Sr.), DB Trill Williams (Jr.)

Specialists (2): LS Aaron Bolinsky (Jr.), PK Andre Szmyt (R-Jr.)

TEAM HISTORY

First Year of Football	1889
All-Time Record *	736-554-49
ACC Record	19-44
Bowl Appearances	26
Bowl Record	16-9-1
* - Includes 11 wins from 2004-06 vacated by NCAA	

CHARTING THE OFFENSE

100-YARD RUSHING GAMES

Name	2020	Career
Sean Tucker	2	2
Jarveon Howard	0	1

300-YARD PASSING GAMES

Name	2020	Career
Tommy DeVito	0	2

100-YARD RECEIVING GAMES

Name	2020	Career
Taj Harris	1	3
Nykeim Johnson	0	2

SYRACUSE'S RECORD

August	0-0000
September	1-2333
October	0-4000
November.....	0-1000
Thursday games.....	0-0000
Friday games	0-0000
Saturday games	1-7125
ACC home games	1-3250
ACC road games	0-3000
Non-conference home games	0-1000
Non-conference road games	0-0000
Ranked home games	0-0000
Ranked road games	0-3000
Games decided 1-8 points.....	0-1000
Games decided 9-20 points.....	1-3250
Games decided by 21+ points.....	0-3000
When scoring 0-10 points	0-2000
When scoring 11-19 points	0-2000
When scoring 20-29 points	0-3000
When scoring 30-39 points	1-0	1.000
When scoring 40+ points	0-0000
When allowing 0-10 points	0-0000
When allowing 11-19 points	0-1000
When allowing 20-29 points	1-1500
When allowing 30-39 points	0-4000
When allowing 40+ points	0-1000
Day games (before 6 p.m.).....	1-7125
Night games (6 p.m. or later).....	0-0000
Scoring first.....	1-2333
Opponent scores first.....	0-5000
Leading after 1st quarter	1-0	1.000
Tied after 1st quarter	0-0000
Trailing after 1st quarter	0-7000
Leading at halftime	1-0	1.000
Tied at halftime	0-0000
Trailing at halftime	0-7000
Leading after 3rd quarter	1-0	1.000
Tied after 3rd quarter	0-0000
Trailing after 3rd quarter	0-7000
No turnovers	0-1000
One turnover.....	1-2333
More than one turnover	0-4000
No takeaways	0-2000
One takeaway.....	0-1000
More than one takeaway	1-4200
Time of possession > 30:00	0-0000
Time of possession < 30:00.....	1-7125
With 100-yard rusher	1-1500
With 100-yard receiver	0-1000
With 300-yard passer	0-0000

GAME NOTES: OFFENSE

ORANGE DIG THE LONG BALL

- A good portion of Syracuse's scoring since the start of 2019 has come by virtue of big plays in the passing game.
- In all, 38-percent (13-of-34) of Syracuse's passing touchdowns in the span were from 40+ yards out and nine covered more than 50 yards, including the Orange's passing score vs. Clemson.
- Six of the Orange's 12 touchdown passes this season have covered 40+ yards, including a long of 83-yards vs. Clemson.
- The average length of the Orange's receiving touchdowns since the start of 2019 is 38.3 yards.
- WR **Taj Harris** (94, 79, 69, 47, 46), TE **Luke Benson** (70, 53), WR **Trishton Jackson** (85, 59, 52, 46), and WR **Nykeim Johnson** (83, 43) were the recipients of Syracuse's long-distance passing scores in the last-two seasons.
- Including rushing touchdowns, 23 of Syracuse's 56 (41.1 pct.) total offensive TDs since 2019 have been scored from outside the red zone.

DEEP THREAT

- One player in particular who has become a deep weapon for the Orange is junior **Taj Harris**.
- Harris is tied for the national lead in catches of 60+ yards (2), and is tied for 18th in catches of 40+ (3). All three of his touchdown catches are of 40+ yards this season.
- Teammate **Nykeim Johnson** is 1-of-14 players nationally to have a reception of 80+ yards this season after his 83-yard score vs. Clemson.

TARGETING TAJ

- WR **Taj Harris** is on pace to be the next receiver to benefit with big numbers in the Orange offense.
- Harris ranks sixth the ACC with 72.4 yards per game, and ranks fourth in the league at 15.2 yards per catch.
- With 36 receptions thus far, he leads all Orange receivers.

QUEELEY COMING ON

- WR **Anthony Queeley** has led the Orange in receptions in three of the last-four games.
- He had a breakout day against Liberty, catching five passes for 77 yards and his first collegiate touchdown. His five catches and 77 yards were also career highs.
- Queeley followed that up with five more catches to tie his career best and 58 yards against Clemson.
- He tied with teammates **Courtney Jackson** and **Cooper Lutz** against Wake Forest, with each hauling in four receptions.

REUNITED IN COMMAND

- Head coach **Dino Babers** hired **Sterlin Gilbert** as the new offensive coordinator for this season. Babers and Gilbert previously coached together from 2012-14 at Eastern Illinois and Bowling Green.
- While together, they produced one of the most explosive offenses in the country. In their first year together in 2012, Eastern Illinois ranked seventh in the FCS in total offense (470.9), sixth in passing offense (334.9) and fourth in first downs per game (25.3).
- Their second season together was where things broke out, as Eastern Illinois finished first in total offense (589.5), second in passing offense (372.4) and first in first downs per game (39.5) in 2013. In their most recent year together before this season (Bowling Green in 2014), they finished 41st in total offense (432.9). It was their first year at the FBS level.

THE NEED FOR SPEED

- Since head coach **Dino Babers** arrived in 2016, Syracuse has run 4,447 plays in 57 games – an average of 78.0 plays per game.
- Being able to run tempo has traditionally helped the Orange. In their win this season, Syracuse ran 65 plays in 25:52 of possession time in the team's win vs. Georgia Tech.
- The Orange have ranked in the top five in the FBS in total plays in two of the past three seasons, including logging a school-record 1,063 plays in 2018.
- In 2019, SU averaged 75.6 plays per contest and tied for 45th nationally with 909 plays. However, among teams that only played 12 games, the Orange tied Ball State for fourth. Tulsa (947), Texas Tech (935) and UCLA (916) were the only teams not to make the postseason that ran more plays than Syracuse.

ELMORE DOES IT ALL

- TE/FB/OL **Chris Elmore**, who has played in all 45 games the past four seasons on offense, and has started on the offensive line in every game this season, also played on defense last year.
- Elmore also saw field time as a reserve nose tackle in seven games in 2019. It wasn't a new position for Elmore, who set the Illinois state record with 44 career sacks as a standout defensive lineman at Chicago's Phillips Academy.
- In his Syracuse career, he's started at offensive line, played 76 defensive snaps and scored three rushing touchdowns as a fullback.

BENSON FOR SIX

- When sophomore TE **Luke Benson** makes a catch, often times it goes for a touchdown.
- The second-year player has 12 catches in his collegiate career and five of those receptions have gone for a score. It's not like he's just a goal line target either, Benson averages 19.6 yards per catch thus far in his career. This season he has scored on a 53-yard touchdown pass vs. Duke and a 3-yard touchdown pass vs. Wake Forest.

REX FINDS THE END ZONE

- In what was his first start since 2016, QB **Rex Culpepper** threw three touchdown passes in the loss to Liberty.
- It's the first time a 'Cuse QB has thrown three-or-more TD passes in the same game since QB **Tommy DeVito** did so against Boston College last season.

HOW FAST ARE THE ORANGE?

Opponent	Plays	TOP	Avg.
North Carolina	73	27:50.....	22.9
Pittsburgh	58	25:30.....	26.4
Georgia Tech.....	65	25:52.....	23.9
Duke	52	20:17.....	23.4
Liberty	67	23:36.....	21.1
Clemson.....	58	28:49.....	29.8
Wake Forest.....	57	23:46.....	25.0
Boston College.....	51	21:11.....	23.7
Louisville.....			
NC State.....			
Notre Dame.....			
Totals	481	196:51	24.6

GAME NOTES: DEFENSE

TAKETH AWAY

- Since the 2017 season finale against Boston College, the Orange have registered at least one takeaway in 31 out of 34 games. However, two of those games without a takeaway have been in the last-two contests.
- In all, Syracuse has gained 73 turnovers (33 fumble recoveries, 40 INTs) during that time, an average of 2.2 per contest.
- From Nov. 25, 2017 versus Boston College to Oct. 18, 2019 against Pittsburgh, Syracuse gained at least one turnover in 21 consecutive games. The streak was the longest in FBS football.
- Twenty different players had an interception during the streak.
- In 2019, the Orange tied for 12th nationally and second in the ACC with 25 takeaways and lead the nation thus far in 2020 with 17.

TURNOVER TALE

- Syracuse has lost the turnover battle in three-consecutive games after previously having a streak of 12-straight games with more takeaways than turnovers. In total, 'Cuse has won the takeaway battle in 22 of its last 34 games (five of the remaining 12 were even).
- 'Cuse has ranked in the top-15 in turnover margin to conclude each of the past two seasons and has started 2020 by posting +17 in turnovers gained, which ties for the FBS lead.
- The Orange are averaging a +0.38 turnover margin per game this year. That mark ranks 33rd among teams that have played more than three times.
- Since 2018, the Orange lead all FBS teams in takeaways with 73.
- LB **Mikel Jones** leads the Orange with five takeaways in 2020 (3 INT, 2 FR). He also forced a fumble vs. Clemson that the Tigers recovered.
- In 2019, the Orange gained 25 and committed 16 turnovers (+9), for an average margin of +0.75. That figure ranked 13th nationally.
- In 2018, Syracuse was even better. Led by a defense that recorded 31 takeaways, including 18 interceptions, the Orange tied Ohio for No. 5 in average turnover margin (+1.0).
- Syracuse and Arizona State are only two programs to rank in the top 15 of the statistic both of the last-two years. The Sun Devils tied for 11th in 2018 and ranked No. 6 in 2019. DC **Tony White** was part of both squads as he was at ASU before becoming the Orange's DC this year.

NO FLY ZONE

- Interceptions have been the hallmark of the Syracuse secondary since the start of 2018. The Orange have intercepted a pass in 25 of their last 29 games.
- Orange defenders have picked off 40 passes (1.21 per game) since the 2018 season opener.
- Syracuse has 10 games with at least two picks during that time. Against Georgia Tech, Syracuse intercepted four passes, the most in one game under **Dino Babers**.
- Syracuse is tied for 11th nationally with nine interceptions in 2020. Syracuse was 25th in 2019 with 13 picks and fifth in 2018 (18).
- Two of Syracuse's interceptions have gone for six this year. DB **Garrett Williams** took a pick off Clemson QB Trevor Lawrence back for a score, while DB **Trill Williams** returned a **Ja'Had Carter** interception back for a score. Syracuse's two pick-sixes ranks fourth nationally this year.

TAKEAWAY JONES

- LB **Mikel Jones** enters Saturday's game vs. Boston College ranked in the top-15 nationally of all three takeaway statistics.
- Jones is tied for the fourth in the nation with three interceptions. He is one-of-four linebackers nationally with three picks.
- Jones also ranks second nationally in fumbles recovered (2) and is tied for 13th nationally in forced fumbles (2).

BREAKIN' UP IS HARD TO DO

- The Syracuse defense ranks 17th nationally this season (fifth in the ACC) in passes defended. 'Cuse currently has 4.63 passes defended per game (37 total).
- CBs **Ifeatu Melifonwu** (7 PBU) and **Garrett Williams** (1 INT, 6 PBU) lead all Syracuse defenders with seven passes defended. The duo are tied for eighth in the ACC with seven apiece. Boston College's Brandon Sebastian (10) leads the league.
- Orange defense had 68 passes defended (13 INT, 55 PBU) in 2019, which tied for 15th nationally and ranked fifth in passes defended per game.

PICK-CISCO

- After suffering an injury in warmups vs. Georgia Tech, DB **Andre Cisco** announced that he intends to enter the NFL Draft this spring. He remains the FBS active leader in interceptions (13) despite only being a junior and not having played since the second game this season.
- With his interception in the season opener, Cisco moved into a tie for fourth all-time at Syracuse with 13 career interceptions.
- Markus Paul (1985-88) leads the group with 19, followed by Tommy Myers (1969-71) with 18. Anthony Smith (2002-05) is the only player with more than Cisco in the last-30 years with 14, followed by Cisco and Walt Slovenski (1946-48) in a tie with 13.
- Perhaps more impressive than the total is the speed at which he climbed the ranks. Cisco played in 24 career games, Paul amassed his 19 INTs in 44 career games.
- Cisco also moved into a tie for 10th in program history with 29 passes defended after his interception in the opener.
- The AP Preseason First Team All-American led the conference in interceptions (5) for the second year in a row in 2019 and ranked fourth nationally in interceptions per game (0.6).

FUTURE SCHEDULES

2021

Sept. 4 at Ohio
Sept. 11 vs. Rutgers
Sept. 25 vs. Liberty
TBD vs. Albany

ACC Home Games: Boston College, Clemson, Pittsburgh, Wake Forest. **ACC Away Games:** Florida State, Louisville, NC State, Virginia Tech.

2022

Sept. 10 at UConn
Sept. 17 vs. Purdue
TBD vs. Notre Dame

ACC Home Games: Florida State, Louisville, NC State, Virginia. **ACC Away Games:** Boston College, Clemson, Pittsburgh, Wake Forest.

2023

Sept. 9 vs. Western Michigan
Sept. 16 at Purdue
Sept. 23 vs. Army West Point

ACC Home Games: Boston College, Clemson, Pittsburgh, Wake Forest. **ACC Away Games:** Florida State, Louisville, North Carolina, NC State.

2024

Sept. 21 at Army West Point

ACC Home Games: Florida State, Louisville, Miami, NC State. **ACC Away Games:** Boston College, Clemson, Pittsburgh, Wake Forest.

2025

Sept. 6 vs. UConn
Sept. 27 vs. Army West Point
TBD at Notre Dame

2026

Sept. 5 vs. New Hampshire
Sept. 26 at Army West Point
Oct. 3 vs. UConn
TBD at Notre Dame

CHARTING THE DEFENSE

10+ TACKLES GAMES

Name	2020	Career
Mikel Jones.....	1.....	2
Rob Hanna	1.....	1
Geoff Cantin-Arku.....	1.....	1

MULTIPLE SACK GAMES

Name	2020	Career
Josh Black	0.....	2
Kingsley Jonathan	0.....	1

HONOR ROLL

Nolan Cooney Ray Guy Punter of the Week (10/20)

Andre Cisco Bronco Nagurski Trophy Watch List
Jim Thorpe Award Watch List
Bednarik Award Watch List
Lott IMPACT Trophy Watch List
AP Preseason All-American
Phil Steele Preseason All-American
Street and Smith Preseason All-American
Lindy's Preseason All-American
Sporting News Preseason All-American

Kingsley Jonathan Wuerffel Trophy Watch List
Campbell Trophy Semifinalist

Ifeatu Melifonwu PFF Team of the Week (10/27)

Andre Szmyt Lou Groza Award Watch List

Sean Tucker ACC RB of the Week (9/28)

Trill Williams ACC DB of the Week (9/28)

ORANGE IN THE NFL

Name	Pos.	Team
Cody Conway	OL	San Francisco 49ers
Riley Dixon	P	New York Giants
Zaire Franklin *	LB	Indianapolis Colts
Sterling Hofrichter	P	Atlanta Falcons
Trishton Jackson	WR	Los Angeles Rams
Chandler Jones *	OLB	Arizona Cardinals
Koda Martin (PS)	OL	Arizona Cardinals
Justin Pugh	OG	Arizona Cardinals
Alton Robinson	DE	Seattle Seahawks
Chris Slayton (PS)	DT	Atlanta Falcons

* Team captain

GAME NOTES: SPECIAL TEAMS

POINT SZMYT

- PK **Andre Szmyt** ranks fourth among active players in career points scored per game (8.5), trailing LSU sophomore PK Cade York (9.9), Wake Forest PK Nick Sciba (8.8) and Clemson RB Travis Etienne (8.7).
- In the Syracuse record book, Szmyt is No. 4 in career kicking points (277) and sixth overall in scoring, one points behind Syracuse legend Floyd Little for fifth.
- His career field goal percentage of 85.7 ranks eighth among players (min. 15 career field goals), and fourth among players who've kicked more than 30.
- Szmyt has at least one made field goal in 27 out of his 32 career games and has booted multiple field goals on 18 occasions.

NEXT IN LINE

- Syracuse had to replace Ray Guy Award finalist Sterling Hofrichter who was drafted in the seventh round by the Atlanta Falcons this season. That job has been taken over by **Nolan Cooney**, who was the Orange's backup for the past-four seasons.
- Cooney ranks 15th in FBS football among punters who've played more than one game in punting, with an average of 45.3 yards per attempt.
- Cooney was the Ray Guy National Punter of the Week after his performance vs. Liberty.
- Hofrichter was the third Syracuse punter drafted and second in the last-five years after current Giants' punter Riley Dixon was selected by the Broncos in the seventh round in 2016.
- Syracuse and Texas A&M are the only two schools to have multiple punters selected in the NFL Draft in the last 15 years.

SZMYT AMONG FG LEADERS

- Junior PK **Andre Szmyt** enters Friday's game ranked eighth among active players in career field goals made. He and Wake Forest PK Nick Sciba are the only two non-seniors in the top-nine.
- East Carolina's Jake Verity leads all active players with 73 made field goals. Miami's Jose Borregales leads the ACC with 65 made field goals, while Szmyt's 54 rank seventh in the FBS and fifth in the ACC.
- Szmyt is currently in sole possession of third in Syracuse history with 54 made field goals. Cole Murphy (2014-17) leads all Syracuse players with 59 career made field goals. John Biskup (1989-92) is next for him to pass with 57.

SPECIAL TEAMS TACKLES

Name	Total	KO	Punt
Lee Kpogba	7	3	4
Kyle Strickland	3	2	1
Ja'Had Carter	2	2	0
Aaron Hackett	2	0	2
Ben Labrosse	2	1	1
Drew Tuazama	2	2	0
Marlowe Wax	2	2	0
Garrett Williams	2	2	0
Justin Barron	1	1	0
Luke Benson	1	0	1
Josh Black	1	1	0
Geoff Cantin-Arku	1	0	1
Andre Cisco	1	0	1
Nolan Cooney	1	0	1
Isaiah Jones	1	0	1
Mikel Jones	1	0	1
Cooper Lutz	1	0	1
Tyrell Richards	1	0	1

DAINGEROUS IN SPACE

- Senior WR and return man **Nykeim Johnson** has been one of the best in the ACC this season in the return game.
- Johnson leads the ACC and is sixth nationally in combined kick return yardage with 463 yards this season.
- He enters Friday's game leading the ACC in yards per punt return (12.9) and fourth in kick return yards per return (22.9).

FINDING THE END ZONE

- Syracuse has 40 special teams touchdowns since 1992.
- The most recent was WR **Sean Riley's** 69-yard punt return TD against UConn on Sept. 22, 2018. Two weeks earlier, against Wagner, Riley blocked a punt that was returned by DB **Trill Williams** for a 2-yard score.

Special Teams TD Breakdown (Since 1992)

Punt Returns – 15
Blocked Punt Returns – 12
Kickoff Returns – 11
Blocked Field Goal Returns – 1
Fumbled Punt Returns – 1

GAME-BY-GAME NOTABLES

Opponent	Time	Length	Att.	Half	Final	Coin Toss	Kickoff/Receive	1st SU Poss.	1st Opp. Poss.	Helmet	Jersey	Pants
North Carolina	12:03 p.m.	3:09	0	3-7	6-31	Won	Kickoff	Punt	TD	Orange	White	White
Pittsburgh	12:03 p.m.	3:09	0	10-14	10-21	Lost	Receive	Punt	Punt	Orange	White	Orange
Georgia Tech	12:37 p.m.*	3:30	0	23-13	37-20	Won	Receive	Punt	Punt	Orange	Blue	Orange
Duke	12:35 p.m.	3:12	0	14-24	24-38	Won	Kickoff	TD	TD	White	Orange	White
Liberty	12:03 p.m.	3:08	0	14-21	21-38	Lost	Receive	Punt	Punt	Orange	Blue	Orange
Clemson	12:03 p.m.	3:26	18,629	14-27	21-47	Won	Kickoff	Punt	TD	White	White	White
Wake Forest	12:03 p.m.	3:12	0	7-17	14-38	Won	Kickoff	Punt	FG	Orange	Orange	Orange
Boston College	2:05 p.m.	3:02	0	3-10	13-16	Lost	Receive	Punt	Punt	Orange	Blue	Orange
Louisville												
NC State												
Notre Dame												

* game was originally scheduled for 12:05 but was delayed 32 minutes

GAME NOTES: MISCELLANEOUS

EST. 1889

- The Syracuse program is one of the most storied in college football. The Orange are 8th among Division I teams, and No. 5 among FBS schools, in number of games played. Their 1,339 games played leads the ACC.
- The Orange's varsity football history dates back to Nov. 23, 1889 when Syracuse traveled to the University of Rochester for its inaugural contest.

Division I Most Games Played

Rk.	Team	Games
1.	Penn	1,403
2.	Rutgers	1,365
3.	Navy	1,356
4.	Lehigh	1,353
5.	Yale	1,351
6.	Michigan	1,348
7.	Nebraska	1,340
8.	Syracuse	1,339
9.	Penn State	1,336
10.	Harvard	1,332

STUNT DOUBLE

- Another player on the Orange roster with freakish athletic ability is DT Josh Black, so much so that it caught the attention of movie star Dwayne 'The Rock' Johnson.
- After tweeting a video of him doing a running back flip, The Rock tweeted that he had his eye on Black.



OVERTIME HISTORY

Since the NCAA instituted overtime in 1996, Syracuse owns a 11-8 (.579) overall record in extra-session games.

Date	Opponent	W/L	Score
8/30/97	NC State	L	31-32
11/13/99	at Rutgers	L	21-24
10/7/00	Pittsburgh	W	24-17 (2OT)
9/28/02	at Auburn	L	34-37 (3OT)
11/9/02	Virginia Tech	W	50-42 (3OT)
9/6/03	at North Carolina	W	49-47 (3OT)
11/6/04	Pittsburgh *	W	38-31 (2OT)
9/9/06	Iowa	L	13-20 (2OT)
9/30/06	Wyoming *	W	40-34 (2OT)
9/5/09	Minnesota	L	20-23
9/1/11	Wake Forest	W	36-29
9/24/11	Toledo	W	33-30
10/1/11	Rutgers	L	16-19 (2OT)
8/29/14	Villanova	W	27-26 (2OT)
9/19/15	Central Michigan	W	30-27
10/17/15	at Virginia	L	38-44 (3OT)
10/6/18	at Pittsburgh	L	37-44
10/20/18	North Carolina	W	40-37 (2OT)
11/30/19	Wake Forest	W	39-30 (OT)

* - Win vacated by NCAA

OUR HOUSE- THE LOUD HOUSE



• Built between April 1979 and September 1980, the Dome was the fifth-largest stadium of its kind in the U.S. at the time and the first in the Northeast. The building covers 7.7 acres and has 527,320 square feet of floor space. It is 570 feet long and 497 feet wide, and the top of the Dome is 165 feet above the playing surface.

• In May 2018, the University Board of Trustees authorized a \$118 million investment for new stadium improvements. Renovations began in March of 2020 with the installation of a new fixed roof. Additional upgrades include a center-hung scoreboard, state-of-the-art sound and lighting systems, improved accessibility and added Wi-Fi capabilities. Air conditioning, new accessible restrooms and new concessions space are elements expected to be ready by fall of 2022.

• The new roof features over 3,000 tons of steel fixed to the structure and the center-hung scoreboard is the second-largest center-hung indoor system in the United States.

TOP 10 CROWDS (since 1980)

	Att.	Opponent	Year
1.	50,564	Miami (Ohio)	1980
2.	50,350	Navy	1980
3.	50,248	Clemson	2019
4.	50,243	Pittsburgh	1980
5.	50,037	Penn State	1981
6.	50,021	Penn State	1985
7.	50,011	Penn State	1987
8.	50,010	Penn State	1983
9.	49,892	Boston College	1987
10.	49,876	Penn State	1989

QUICK FACTS

First Game: Sept. 20, 1980

Result: Syracuse 36, Miami (Ohio) 24

Syracuse Record: 145-90-2 (.616) *

Field Name: Ernie Davis Legends Field

Surface: FieldTurf

Capacity: 49,057

* - Record includes eight wins from 2004-06 vacated by NCAA

ON THIS DATE - NOV. 20

Syracuse is 6-6-1 overall in games played on Nov. 20.

Year	Opponent	Result
1901	Vermont	W, 38-0
1909	Illinois	L, 8-17
1915	Dartmouth	T, 0-0
1920	Colgate	W, 14-0
1926	Niagara	W, 12-7
1937	Colgate	L, 0-7
1948	at Columbia	L, 28-34
1954	at Fordham	W, 20-7
1965	Boston College	W, 21-13
1971	West Virginia	W, 28-24
1976	at West Virginia	L, 28-34
1982	at West Virginia	L, 0-26
2010	Connecticut	L, 6-23

1954

At the famed Polo Grounds in Manhattan, Jim Brown and three other Syracuse players rushed for over 50 yards en route to defeating Fordham, 20-7.

1965

Larry Csonka had 110 yards on the ground while Floyd Little had 82 receiving yards and a score as the Orange bested Boston College, 21-13.

1971

A nine-yard rushing touchdown from Roger Praetorius in the fourth quarter clinched an Orange victory against West Virginia, 28-24. Martin Januszkiewicz paced the ground game for the 'Cuse with 107 yards.

2020 ACC STANDINGS

	ACC Games		For	Opp	Overall		For	Opp	Hm	Rd	Neut	Streak
	W-L	Pct.			W-L	Pct.						
Notre Dame	7-0	1.000	249	133	8-0	1.000	301	133	5-0	3-0	0-0	Won 13
Clemson	6-1	.857	314	156	7-1	.875	363	156	5-0	2-1	0-0	Lost 1
Miami	6-1	.857	235	184	7-1	.875	266	198	4-0	3-1	0-0	Won 4
North Carolina	6-2	.750	345	246	6-2	.750	345	246	4-0	2-2	0-0	Won 2
NC State	5-3	.625	268	271	5-3	.625	268	271	3-1	2-2	0-0	Won 1
Virginia Tech	4-3	.571	250	208	4-4	.500	285	246	2-2	2-2	0-0	Lost 2
Boston College	4-4	.500	216	221	5-4	.556	240	242	3-2	2-2	0-0	Lost 1
Wake Forest	3-3	.500	209	194	4-3	.571	275	208	3-1	1-2	0-0	Lost 1
Pittsburgh	3-4	.429	166	184	4-4	.500	221	184	3-2	1-2	0-0	Won 1
Virginia	3-4	.429	194	216	3-4	.429	194	216	3-1	0-3	0-0	Won 2
Georgia Tech	2-4	.333	129	229	2-5	.286	150	278	1-3	1-2	0-0	Lost 3
Syracuse	1-6	.143	125	211	1-7	.125	146	249	1-4	0-3	0-0	Lost 5
Duke	1-6	.143	152	240	2-6	.250	205	259	1-3	1-3	0-0	Lost 1
Louisville	1-6	.143	188	217	2-6	.250	223	238	2-2	0-4	0-0	Lost 2
Florida State	1-6	.143	135	265	2-6	.250	176	289	2-2	0-4	0-0	Lost 3

WEEK 10 RESULTS

Saturday, Nov. 14

Notre Dame 45, Boston College 31
Miami 25, Virginia Tech 24
North Carolina 59, Wake Forest 53
Virginia 31, Louisville 17
NC State 38, Florida State 22

WEEK 11 SCHEDULE

Friday, Nov. 20

Syracuse at Louisville, 7 p.m.

Saturday, Nov. 21

Clemson at Florida State, 12 p.m.
Wake Forest at Duke, 12 p.m.
Virginia Tech at Pittsburgh, 4 p.m.
Abilene Christian at Virginia, 4 p.m.
Liberty at NC State, 7:30 p.m.
Georgia Tech at Miami, 8 p.m.

WEEK 12 SCHEDULE

Friday, Nov. 27

Louisville at Boston College, 12 p.m.
Notre Dame at North Carolina, 3:30 p.m.

Saturday, Nov. 28

Pittsburgh at Clemson, TBD
Miami at Wake Forest, TBD
Duke at Georgia Tech, TBD
Virginia at Florida State, TBD
NC State at Syracuse, TBD

ASSOCIATED PRESS POLL (Nov. 15)

	Rec.	Pts.	Prev.
1. Alabama (60)	6-0	1,548	1
2. Notre Dame (1)	8-0	1,467	2
3. Ohio State (1)	3-0	1,445	3
4. Clemson	7-1	1,355	4
5. Texas A&M	5-1	1,240	5
6. Florida	5-1	1,222	6
7. Cincinnati	7-0	1,198	7
8. Brigham Young	8-0	1,094	8
9. Indiana	4-0	997	10
10. Wisconsin	2-0	950	13
11. Oregon	2-0	949	11
12. Miami (FL)	7-1	940	9
13. Georgia	4-2	824	12
14. Oklahoma State	5-1	750	14
t15. Coastal Carolina	7-0	557	15
t15. Marshall	7-0	557	16
17. Iowa State	5-2	498	17
18. Oklahoma	5-2	497	18
19. Northwestern	4-0	378	23
20. USC	2-0	377	20
21. Liberty	8-0	307	22
22. Texas	5-2	296	21
23. Auburn	4-2	187	24
24. Louisiana-Lafayette	7-1	177	25
25. Tulsa	4-1	155	NR

Opponents Receiving Votes:

North Carolina 101

AMWAY COACHES POLL (Nov. 15)

	Rec.	Pts.	Prev.
1. Alabama (57)	6-0	1,545	1
2. Notre Dame (3)	8-0	1,468	2
3. Ohio State (2)	3-0	1,430	3
4. Clemson	7-1	1,349	4
5. Florida	5-1	1,232	5
6. Texas A&M	5-1	1,230	6
7. Cincinnati	7-0	1,168	7
8. Brigham Young	8-0	1,100	8
9. Miami (FL)	7-1	987	9
10. Indiana	4-0	983	10
11. Georgia	4-2	879	11
12. Wisconsin	2-0	853	14
13. Oregon	2-0	849	12
14. Oklahoma State	5-1	790	13
15. Marshall	7-0	572	15
16. Iowa State	5-2	543	16
17. Oklahoma	5-2	492	18
18. Coastal Carolina	7-0	485	17
19. USC	2-0	384	20
20. Northwestern	4-0	362	23
21. Auburn	4-2	317	21
22. Liberty	8-0	305	22
23. Texas	5-2	219	24
24. North Carolina	6-2	153	NR
25. Louisiana-Lafayette	7-1	137	NR

Opponents Receiving Votes:

Boston College 10

SYRACUSE WEEK-BY-WEEK RANKING

	AP	CP	CFP
Preseason	NR	NR	-
Sept. 13	NR	NR	-
Sept. 20	NR	NR	-
Sept. 27	NR	NR	-
Oct. 4	NR	NR	-
Oct. 11	NR	NR	-
Oct. 18	NR	NR	-
Oct. 25	NR	NR	-
Nov. 1	NR	NR	-
Nov. 8	NR	NR	-
Nov. 15	NR	NR	-
Nov. 22			
Nov. 29			
Dec. 6			
Dec. 13			

DINO BABERS

Head Coach • Fifth Season • Career Record: 61-49 (.555)



- Named the 30th head coach in Syracuse football history on Dec. 5, 2016.
- Voted the AFCA Region 1 Coach of the Year, Associated Press co-ACC Coach of the Year and ECAC Coach of the Year after guiding the Orange to their first bowl berth since 2013, their first national ranking since 2001, and the seventh 10-win season in the history of the program in 2018.
- In 2016, commanded a Syracuse offense that set or tied 44 school records, including the team season records for most passing yards (3,855) and most completions (332).
- Has coached six All-Americans at Syracuse (PR Brisly Estime, WR Amba Etta-Tawo, WR Steve Ishmael, S Andre Cisco, PK Andre Szmyt, P Sterling Hofrichter) and 20 All-ACC players.
- Mentored 17 All-MAC performers at Bowling Green, including 2015 MAC Vern Smith Leadership Award winner and former Syracuse quality control assistant Matt Johnson.
- Coached Eastern Illinois quarterback Jimmy Garoppolo, who was named the 2013 Walter Payton Award winner as the nation's top FCS player. Garoppolo was the second-round pick of the New England Patriots in 2014 and signed one the richest contracts in NFL history with the San Francisco 49ers in 2018.
- Babers has coached or recruited more than 60 NFL players, including four All-Pros (Lance Briggs, Matt Slater, Josh Gordon, Az-Zahir Hakim) and three Pro Bowlers (Briggs, Slater, Gordon).

BABERS RECORD WHEN ...

	2020	Career
Scoring first.....	1-2	47-15
Opponent scores first.....	0-5	14-34
Leading at half.....	1-0	54-6
Tied at half.....	0-0	2-0
Trailing at half.....	0-7	5-43
Leading after three quarters.....	1-0	50-3
Tied after three quarters.....	0-0	4-2
Trailing after three quarters.....	0-7	7-44
In overtime.....	0-0	4-2
Less than 400 yds of total offense.....	1-7	6-30
400-499 yds of total offense.....	0-0	11-9
500+ yds of total offense.....	0-0	44-10
Allowing < 400 yds of total offense.....	0-2	36-10
Allowing 400-499 yds of total offense.....	1-3	12-14
Allowing 500+ yds of total offense.....	0-2	13-25
Rushing for less 100 yds.....	0-5	5-17
Rushing for 100-199 yds.....	1-2	31-28
Rushing for 200+ yds.....	0-0	25-4
Allowing less than 100 rushing yds.....	0-0	19-3
Allowing 100-199 rushing yds.....	0-5	30-20
Allowing 200+ rushing yds.....	1-2	12-26
Passing for less than 300 yds.....	1-7	26-33
Passing for 300-399 yds.....	0-0	14-10
Passing for 400+ yds.....	0-0	21-6
Allowing less than 300 passing yds.....	1-5	43-32
Allowing 300-399 passing yds.....	0-2	13-12
Allowing 400+ passing yds.....	0-0	5-5
Scoring less than 20 points.....	0-4	0-18
Scoring 20-29 points.....	0-3	7-18
Scoring 30-39 points.....	1-0	18-9
Scoring 40+ points.....	0-0	36-4
Allowing less than 20 points.....	0-1	26-2
Allowing 20-29 points.....	1-1	23-8
Allowing 30-39 points.....	0-4	7-10
Allowing 40+ points.....	0-1	5-29

	2020	Career
No turnovers.....	0-1	13-9
One turnover.....	1-2	20-12
More than one turnover.....	0-4	28-28
No takeaways.....	0-2	5-14
One takeaway.....	0-1	15-14
More than one takeaway.....	1-4	41-21
Time of Possession > 30:00.....	0-0	28-10
Time of Possession < 30:00.....	1-7	33-39
Tuesday.....	0-0	2-1
Wednesday.....	0-0	3-1
Thursday.....	0-0	2-1
Friday.....	0-0	7-6
Saturday.....	1-7	47-40
August.....	0-0	4-1
September.....	1-2	20-16
October.....	0-4	17-13
November.....	0-1	16-17
December.....	0-0	4-2
Home.....	1-4	34-19
Away.....	0-3	24-26
Neutral.....	0-0	3-4
Day games.....	1-7	41-35
Night games (6 p.m. or later).....	0-0	20-14
Televised games.....	1-7	48-45
ABC.....	0-0	0-4
ACC Network.....	0-4	3-6
ACC Network Extra.....	0-0	4-2
American Sports Network.....	0-0	0-1
Big Ten Network.....	0-0	2-0
CBS Sports Network.....	0-0	2-1
ESPN.....	0-0	5-5
ESPN2.....	0-0	7-8
ESPN3.....	0-0	13-5
ESPN4.....	0-0	2-1
ESPN5.....	0-0	1-0
ESPN6.....	0-0	1-0
FOX College Sports.....	0-0	2-0
NBC.....	0-0	0-1
Raycom.....	0-0	2-6
RSN.....	1-3	4-5
SEC Network.....	0-0	0-1

THE BABERS FILE

PERSONAL DATA

Experience: 37th season/5th at Syracuse
Hometown: San Diego, Calif.
Alma Mater: Hawaii '84
Family: wife, Susan; daughters, Breeannah, Tasha, Jazzmin and Paris

PLAYING EXPERIENCE

College: Hawaii (1979-83)
Pro: BC Lions (CFL, 1984 free-agent signee)

COACHING LEDGER

Year	School	W-L-T	Pos.
1984	Hawaii	7-4	GA
1985	Arizona State	8-4	GA
1986	Arizona State	10-1-1	GA
1987	Eastern Illinois	5-6	RB
1988	UNLV	4-7	STC/RB
1989	UNLV	4-7	STC/RB
1990	Northern Arizona	5-6	STC/DB
1991	Purdue	4-7	WR
1992	Purdue	4-7	WR
1993	Purdue	1-10	WR
1994	San Diego State	4-7	WR
1995	Arizona	6-5	WR
1996	Arizona	5-6	WR
1997	Arizona	7-5	RB
1998	Arizona	12-1	OC/QB
1999	Arizona	6-6	OC/QB
2000	Arizona	5-6	OC/QB
2001	Texas A&M	8-4	OC/QB
2002	Texas A&M	6-6	OC/QB
2003	Pittsburgh	8-5	RB
2004	UCLA	6-6	WR
2005	UCLA	10-2	WR
2006	UCLA	7-6	RB
2007	UCLA	6-6	AHC/RB
2008	Baylor	4-8	WR
2009	Baylor	4-8	STC/WR
2010	Baylor	7-6	STC/WR
2011	Baylor	10-3	STC/WR

Totals 28 seasons
Assistant Coach 173-155-1 (.527)

Year	School	W-L-T	Pos.
2012	Eastern Illinois	7-5	HC
2013	Eastern Illinois	12-2	HC
2014	Bowling Green	8-6	HC
2015	Bowling Green	10-3	HC
2016	Syracuse	4-8	HC
2017	Syracuse	4-8	HC
2018	Syracuse	10-3	HC
2019	Syracuse	5-7	HC
2020	Syracuse	1-7	HC

Totals 9 seasons
Head Coach 61-49 (.555)

AWARDS & HONORS

Eastern Illinois

- 2012 AFCA Region 3 Coach of the Year
Ohio Valley Coach of the Year
- 2013 AFCA Region 3 Coach of the Year
Ohio Valley Coach of the Year

Syracuse

- 2017 Dodd Trophy Coach of the Week
(Oct. 13 vs. Clemson)
- 2018 AFCA Region 1 Coach of the Year
Co-ACC Coach of the Year (AP)
ECAC Coach of the Year

BABERS ERA SUPERLATIVES

Most Points in a Game

62 vs. Wagner, Sept. 8, 2018

Most Points in a Half

45 vs. Wagner, Sept. 8, 2018

Most Points in a Quarter

30 vs. Louisville (2nd), Nov. 9, 2018

Largest Deficit Overcome in a Win

10 (0-10) at Wake Forest, Nov. 3, 2018

Most Touchdowns Scored

9 at Pittsburgh, Nov. 26, 2016

Most Rushing Touchdowns

5 at Western Michigan, Aug. 31, 2018

5 at Wake Forest, Nov. 3, 2018

5 vs. Louisville, Nov. 9, 2018

Most Passing Touchdowns

5 at Pittsburgh, Nov. 26, 2016

5 vs. Wagner, Sept. 8, 2018

Most Field Goals Made

4 vs. Colgate, Sept. 2, 2016

4 vs. Miami (Fla.), Oct. 21, 2017

4 vs. Louisville, Nov. 9, 2018

4 vs. Wake Forest, Nov. 30, 2019

Most First Downs

38 at Pittsburgh, Nov. 26, 2016

Most Yards of Total Offense

668 at Pittsburgh, Nov. 26, 2016

Most Plays

106 at Pittsburgh, Nov. 26, 2016

Highest Average Yards Per Play

8.2 vs. Connecticut, Sept. 22, 2018

Most Rushing Yards

341 vs. Connecticut, Sept. 22, 2018

Most Rushing Attempts

62, at Western Michigan, Aug. 31, 2018

Highest Average Yards Per Rush

7.4 vs. Connecticut, Sept. 22, 2018

Most Pass Completions

43 at Pittsburgh, Nov. 26, 2016

Most Pass Attempts

67 vs. Wake Forest, Nov. 11, 2017

Most Passing Yards

480 vs. NC State, Oct. 27, 2018

Highest Completion Percentage

.870 (40-46) vs. Colgate, Sept. 2, 2016

Most Turnovers

4 at Miami (Fla.), Oct. 21, 2017

4 at Louisville, Nov. 18, 2017

Most Penalties

16 at Boston College, Oct. 22, 2016

Fewest Penalties

2 at Florida State, Nov. 4, 2017

2 vs. Boston College, Nov. 25, 2017

Most Penalty Yards

135 at Boston College, Oct. 22, 2016

Fewest Penalty Yards

13 vs. Boston College, Nov. 25, 2017

Most Punts

11 vs. Louisville, Sept. 9, 2016

Fewest Punts

2 vs. Wagner, Sept. 8, 2018

Most Punt Returns

5 vs. C. Connecticut State, Sept. 1, 2017

5 vs. Wagner, Sept. 8, 2018

Most Punt Return Yards

128 vs. Notre Dame, Oct. 1, 2016

Most Kickoff Returns

11 vs. Louisville, Sept. 9, 2016

11 at Pittsburgh, Nov. 26, 2016

Most Kickoff Return Yards

242 at Clemson, Nov. 5, 2016

Most Passes Intercepted

4 vs. Georgia Tech, Sept. 26, 2020

Best Third-Down Conversion Percentage

57.9 (11-19) vs. C. Connecticut State, Sept. 1, 2017

Most Time of Possession

37:48 vs. USF, Sept. 17, 2016

37:48 at Wake Forest, Nov. 3, 2018

Most Tackles for Loss

14.0 at Liberty, Aug. 31, 2019

Most Sacks

8.0 vs. Liberty, Aug. 31, 2019

BABERS YEAR-BY-YEAR

2012 (7-5, 6-1 OVC) • Eastern Illinois

Date	Opponent	Score
Aug. 30	Southern Illinois	W, 49-28
Sept. 8	at Western Michigan	L, 21-52
Sept. 15	at Illinois State	L, 51-54 (2OT)
Sept. 22	Murray State	W, 50-49 (OT)
Sept. 29	Austin Peay	W, 65-15
Oct. 6	at Tennessee-Martin	L, 37-51
Oct. 13	Jacksonville State	W, 31-28
Oct. 27	at Eastern Kentucky	W, 24-7
Nov. 3	at Tennessee Tech	W, 31-24
Nov. 10	Southeast Missouri	W, 39-20
Nov. 17	at Central Arkansas	L, 30-48
Nov. 24	at South Dakota State *	L, 10-58

* - FCS Playoffs

2013 (12-2, 8-0 OVC) • Eastern Illinois

Date	Opponent	Score
Aug. 31	at San Diego State	W, 40-19
Sept. 7	at Southern Illinois	W, 40-37 (2OT)
Sept. 14	Illinois State	W, 57-24
Sept. 21	at Northern Illinois	L, 39-43
Sept. 28	Eastern Kentucky	W, 42-7
Oct. 10	at Austin Peay	W, 63-7
Oct. 19	Southeast Missouri	W, 55-33
Oct. 26	at Tennessee State	W, 34-16
Nov. 2	Tennessee Tech	W, 56-21
Nov. 9	at Murray State	W, 37-17
Nov. 16	Jacksonville State	W, 52-14
Nov. 23	at Tennessee-Martin	W, 70-22
Dec. 7	Tennessee State *	W, 51-10
Dec. 13	Towson *	L, 39-49

* - FCS Playoffs

2014 (8-6, 5-3 MAC) • Bowling Green

Date	Opponent	Score
Aug. 29	at Western Kentucky	L, 31-59
Sept. 6	VMI	W, 48-7
Sept. 13	Indiana	W, 45-42
Sept. 20	at Wisconsin	L, 17-68
Sept. 27	at Massachusetts	W, 47-42
Oct. 4	Buffalo	W, 36-35
Oct. 11	at Ohio	W, 31-13
Oct. 18	Western Michigan	L, 14-26
Nov. 4	at Akron	W, 27-10
Nov. 12	Kent State	W, 30-20
Nov. 19	at Toledo	L, 20-27
Nov. 28	Ball State	L, 24-41
Dec. 5	vs. Northern Illinois *	L, 17-51
Dec. 20	vs. South Alabama ^	W, 33-28

* - MAC Championship Game (Detroit, Mich.)

^ - Camellia Bowl (Montgomery, Ala.)

2015 (10-3, 7-1 MAC) • Bowling Green

Date	Opponent	Score
Sept. 5	vs. Tennessee *	L, 30-59
Sept. 12	at Maryland	W, 48-27
Sept. 19	Memphis	L, 41-44
Sept. 26	at Purdue	W, 35-28
Oct. 3	at Buffalo	W, 28-22
Oct. 10	Massachusetts	W, 62-38
Oct. 17	Akron	W, 59-10
Oct. 24	at Kent State	W, 48-0
Nov. 4	Ohio	W, 62-24
Nov. 11	at Western Michigan	W, 41-27
Nov. 17	Toledo	L, 28-44
Nov. 24	at Ball State	W, 48-10
Dec. 4	vs. Northern Illinois ^	W, 34-14

* - at L.P. Field (Nashville, Tenn.)

^ - MAC Championship Game (Detroit, Mich.)

NOTE: Babers was named Syracuse's head coach on Dec. 5, 2015. He did not coach Bowling Green in the 2015 GoDaddy Bowl.

2016 (4-8, 2-6 ACC) • Syracuse

Date	Opponent	Score
Sept. 2	Colgate	W, 33-7
Sept. 9	Louisville	L, 28-62
Sept. 17	USF	L, 20-45
Sept. 24	at Connecticut	W, 31-24
Oct. 1	vs. Notre Dame *	L, 33-50
Oct. 8	at Wake Forest	L, 9-28
Oct. 15	Virginia Tech	W, 31-17
Oct. 22	at Boston College	W, 28-20
Nov. 5	at Clemson	L, 0-54
Nov. 12	NC State	L, 20-35
Nov. 19	Florida State	L, 14-45
Nov. 26	at Pittsburgh	L, 61-76

* - at MetLife Stadium (East Rutherford, N.J.)

2017 (4-8, 2-6 ACC) • Syracuse

Date	Opponent	Score
Sept. 1	Central Connecticut State	W, 50-7
Sept. 9	Middle Tennessee	L, 23-30
Sept. 16	Central Michigan	W, 41-17
Sept. 23	at LSU	L, 26-35
Sept. 30	at NC State	L, 25-33
Oct. 7	Pittsburgh	W, 27-24
Oct. 13	Clemson	W, 27-24
Oct. 21	at Miami (Fla.)	L, 19-27
Nov. 4	at Florida State	L, 24-27
Nov. 11	Wake Forest	L, 43-64
Nov. 18	at Louisville	L, 10-56
Nov. 25	Boston College	L, 14-42

2018 (10-3, 6-2 ACC) • Syracuse

Date	Opponent	Score
Aug. 31	at Western Michigan	W, 55-42
Sept. 8	Wagner	W, 62-10
Sept. 15	Florida State	W, 30-7
Sept. 22	Connecticut	W, 51-21
Sept. 29	at Clemson	L, 23-27
Oct. 6	at Pittsburgh	L, 37-44 (OT)
Oct. 20	North Carolina	W, 40-37 (2OT)
Oct. 27	NC State	W, 51-41
Nov. 3	at Wake Forest	W, 41-24
Nov. 9	Louisville	W, 54-23
Nov. 17	vs. Notre Dame *	L, 3-36
Nov. 24	at Boston College	W, 42-21
Dec. 28	vs. West Virginia ^	W, 34-18

* - at Yankee Stadium (Bronx, N.Y.)

^ - Camping World Bowl (Orlando, Fla.)

2019 (5-7, 2-6 ACC) • Syracuse

Date	Opponent	Score
Aug. 31	at Liberty	W, 24-0
Sept. 7	at Maryland	L, 20-63
Sept. 14	Clemson	L, 6-41
Sept. 21	Western Michigan	W, 52-33
Sept. 28	Holy Cross	W, 41-3
Oct. 10	at NC State	L, 10-16
Oct. 18	Pittsburgh	L, 20-27
Oct. 26	at Florida State	L, 17-35
Nov. 2	Boston College	L, 27-58
Nov. 16	at Duke	W, 49-6
Nov. 23	at Louisville	L, 34-56
Nov. 30	Wake Forest	W, 39-30 (OT)

2020 (1-7, 1-6 ACC) • Syracuse

Date	Opponent	Time/Score
Sept. 12	at North Carolina	L, 6-31
Sept. 19	at Pittsburgh	L, 10-21
Sept. 26	Georgia Tech	W, 37-20
Oct. 10	Duke	L, 24-38
Oct. 17	Liberty	L, 21-38
Oct. 24	at Clemson	L, 21-47
Oct. 31	Wake Forest	L, 14-38
Nov. 7	Boston College	L, 13-16
Nov. 20	at Louisville	7 p.m.
Nov. 28	NC State	TBA
Dec. 5	at Notre Dame	2:30 p.m.

ASSISTANT COACHES



JUSTIN LUSTIG (Field)

Assistant Head Coach

Special Teams Coordinator/Outside Receivers

Hometown: Erie, Pa.
Alma Mater: Bucknell '00
Year in Coaching: 20th (4th at SU)
Wife: Beth Ann
Children: sons, Samuel and Henry



RENO FERRI (Booth)

Tight Ends/Inside Receivers

Hometown: Youngstown, Ohio
Alma Mater: U.S. Military Academy
Year in Coaching: 16th (5th at SU)
Wife: Rebekah
Children: daughters, Giana, Zola, Sofie; son, Reno III



STERLIN GILBERT (Field)

Offensive Coordinator/Quarterbacks

Hometown: San Angelo, Texas
Alma Mater: Angelo State '02
Year in Coaching: 18th (1st at SU)
Fiancée: Teresa
Children: stepson, James; stepdaughter, Sonia



MIKE LYNCH (Booth)

Running Backs

Hometown: Roseville, Calif.
Alma Mater: Montana '00
Year in Coaching: 22nd (5th at SU)
Wife: Emily
Children: son, Will; daughter, Madison



TONY WHITE (Field)

Defensive Coordinator

Hometown: El Paso, Texas
Alma Mater: UCLA '02
Year in Coaching: 15th (1st at SU)
Wife: Angela
Children: son, Anthony III; daughter, Ava



NICK MONROE (Field)

Safeties/Nickelbacks

Hometown: Mahtomedi, Minn.
Alma Mater: St. Cloud State '01
Year in Coaching: 19th (5th at SU)
Wife: Nicole
Children: son, Wyatt



CHRIS ACHUFF (Field)

Linebackers

Hometown: Bellefonte, Pa.
Alma Mater: Bloomsburg '98
Year in Coaching: 22nd (1st at SU)
Wife: Kim
Children: sons, Carter and Tyler; daughter Julia



VINSON REYNOLDS (Field)

Defensive Line

Hometown: Detroit, Mich.
Alma Mater: Northern Illinois '04
Year in Coaching: 15th (5th at SU)
Wife: Cynthia
Children: sons, Eric Coley, Josiah Reynolds and Jeremiah Reynolds



MIKE CAVANAUGH (Field)

Offensive Line

Hometown: Wallingford, Conn.
Alma Mater: Southern Connecticut State '86
Year in Coaching: 35th (3rd at SU)
Wife: Laurie
Children: sons, Shane and Blair



CHIP WEST (Booth)

Cornerbacks

Hometown: Hampton, Va.
Alma Mater: Livingstone '93
Year in Coaching: 23rd (1st at SU)
Wife: Patrice
Children: sons; David and Justin; daughters Zoe, Gwen and Jada

FOOTBALL STAFF

GRADUATE ASSISTANTS/QUALITY CONTROL/ANALYSTS



Travis Greene
GA (O)



Jack Potenza
GA (D)



David Orloff
GA (D)



David Gettis
QC (O)



Bryan Shepherd
QC (D)



Blair Cavanaugh
QC (ST)



Jeff LePak
Analyst (O)

KEY SUPPORT STAFF



Sean Edinger
S&C



Roy Wittke
DPP



Brad Wittke
DFO



Tim Pike
AT

DEPTH CHART

OFFENSE

QB	15 Jacobian Morgan (6-4, 203, Fr.)
	17 Rex Culpepper (6-3, 221, R-Sr.)
	11 Dillon Markiewicz (6-5, 216, Fr.)
RB	34 Sean Tucker (5-10, 202, Fr.)
	24 Cooper Lutz (6-0, 201, R-So.)
	22 Markenzy Pierre (5-11, 216, R-Jr.)
WR	3 Taj Harris (6-2, 164, Jr.)
	81 Justin Barron (6-4, 208, Fr.)
WR	4 Nykeim Johnson (5-8, 170, Sr.)
	19 Sharod Johnson (5-11, 181, R-Jr.)
OR	85 Courtney Jackson (5-10, 173, R-Fr.)
WR	14 Anthony Queeley (6-2, 193, R-So.)
	18 Ed Hendrix (6-3, 220, R-So.)
TE	89 Aaron Hackett (6-3, 237, Sr.)
	87 Luke Benson (6-3, 233, So.)
LT	60 Matthew Bergeron (6-4, 312, So.)
	72 Mark Petry (6-4, 265, So.)
LG	63 Chris Elmore (6-0, 288, Sr.)
	57 Dakota Davis (6-5, 327, R-Jr.)
C	52 Carlos Vettorello (6-4, 289, R-So.)
	55 Josh Ilaoa (6-3, 295, Fr.)
RG	56 Darius Tisdale (6-4, 342, R-Jr.)
	57 Dakota Davis (6-5, 327, R-Jr.)
RT	68 Airon Servais (6-6, 309, R-Sr.)
	72 Mark Petry (6-4, 265, So.)

DEFENSE

DE	85 Josh Black (6-3, 282, R-Sr.)
	97 Cody Roscoe (6-1, 258, Sr.)
DT	0 McKinley Williams (6-4, 291, R-Sr.)
	52 Curtis Harper (6-2, 296, R-Jr.)
DE	9 Kingsley Jonathan (6-3, 264, Sr.)
	93 Caleb Okechukwu (6-4, 257, R-So.)
WLB	13 Mikel Jones (6-1, 230, So.)
	32 Marlowe Wax (6-0, 230, Fr.)
MLB	31 Geoff Cantin-Arku (6-4, 228, So.)
	21 Lee Kpogba (6-1, 224, So.)
SLB	27 Stefon Thompson (6-0, 235, Fr.)
OR	17 Steve Linton (6-5, 224, R-Fr.)
OR	42 Tyrell Richards (6-4, 234, R-Jr.)
CB	14 Garrett Williams (5-11, 184, R-Fr.)
	22 Kyle Strickland (6-0, 186, R-Sr.)
BS	11 Ja'Had Carter (6-2, 191, Fr.)
	34 Eric Coley (6-2, 206, R-Jr.)
OR	20 Cam Jonas (6-1, 210, R-So.)
ROV	19 Rob Hanna (6-0, 168, Fr.)
	28 Ben Labrosse (6-2, 200, Fr.)
FS	26 Aman Greenwood (5-10, 180, R-Fr.)
	10 Adrian Cole (5-10, 171, R-Fr.)
CB	2 Ifeatu Melifonwu (6-3, 213, R-Jr.)
	35 Chase Atkinson (5-11, 180, Fr.)

SPECIAL TEAMS

PK	91 Andre Szmyt (6-1, 184, R-Jr.)
	92 Nolan Cooney (6-3, 202, R-Sr.)
OR	98 James Williams (6-1, 199, Fr.)
P	92 Nolan Cooney (6-3, 202, R-Sr.)
	98 James Williams (6-1, 199, Fr.)
LS	50 Aaron Bolinsky (5-11, 218, Jr.)
	41 Joey Kelly (6-1, 193, R-Fr.)
OR	43 Mike Midkiff (6-3, 195, R-Fr.)
Hold	92 Nolan Cooney (6-3, 202, R-Sr.)
	81 Justin Barron (6-4, 208, Fr.)
KR	4 Nykeim Johnson (5-8, 170, Sr.)
	22 Markenzy Pierre (5-11, 216, R-Jr.)
PR	4 Nykeim Johnson (5-8, 170, Sr.)
	6 Trill Williams (6-2, 198, Jr.)

START CHART

	'17	'18	'19	'20	Strk	Total
Offense						
Airon Servais, OL	12	13	12	8	45	45
Taj Harris, WR	-	7	12	7	2	26
Carlos Vettorello, OL	-	-	12	8	20	20
Chris Elmore, OL/TE	-	3	5	8	9	16
Aaron Hackett, TE	-	2	6	8	8	16
Nykeim Johnson, WR	1	7	3	5	-	16
Tommy DeVito, QB	-	-	11	4	-	15
Matthew Bergeron, OL	-	-	5	8	13	13
Dakota Davis, OL	-	-	12	0	-	12
Darius Tisdale, OL	-	-	-	8	8	8
Anthony Queeley, WR	-	-	-	7	3	7
Luke Benson, TE	-	-	2	4	1	6
Abdul Adams, RB *	4	-	-	-	-	4
Rex Culpepper, QB	1	-	-	3	3	4
Sean Tucker, RB	-	-	-	4	1	4
Jawhar Jordan, RB	-	-	-	3	-	3
Sharod Johnson, WR	-	1	-	0	-	1
Ed Hendrix, WR	-	-	-	1	-	1
Cooper Lutz, RB	-	-	-	1	1	1
JaCobian Morgan, QB	-	-	-	1	1	1
* - includes starts at Oklahoma						
	'17	'18	'19	'20	Strk	Total
Defense						
Josh Black, DL	-	4	12	8	21	33
McKinley Williams, DL	5	9	-	8	8	23
Andre Cisco, DB	-	11	8	2	-	21
Ifeatu Melifonwu, DB	-	-	8	8	13	16
Trill Williams, DB	-	4	7	4	-	15
Mikel Jones, LB	-	-	4	8	10	12
Kingsley Jonathan, DL	-	2	-	8	8	10
Geoff Cantin-Arku, LB	-	-	-	8	8	8
Garrett Williams, DB	-	-	-	8	8	8
Ja'Had Carter, DB	-	-	-	7	7	7
Rob Hanna, DB	-	-	-	5	5	5
Aman Greenwood, DB	-	-	-	4	4	4
Tyrell Richards, LB	-	-	1	3	-	4
Stefon Thompson, LB	-	-	-	4	1	4
Eric Coley, DB	-	-	1	1	-	2
Cam Jonas, DB	-	-	-	1	-	1
Steve Linton, LB	-	-	-	1	-	1
	'17	'18	'19	'20	Strk	Total
Specialists						
Andre Szmyt, PK	-	13	12	8	33	33
Aaron Bolinsky, LS	-	7	12	8	20	27
Nolan Cooney, P	-	-	-	8	8	8

NUMERICAL ROSTER

No.	Name	Pos.	Cl.	Ht.	Wt.	Hometown/High School/Previous School
0	McKinley Williams	DL	R-Sr.	6-4	291	Miramar, Fla./Dillard
2	Ifeatu Melifonwu	DB	R-Jr.	6-3	213	South Grafton, Mass./Grafton
3	Taj Harris	WR	Jr.	6-2	164	Beverly, N.J./Palmyra
4	Nykeim Johnson	WR	Sr.	5-8	170	Washington, D.C./Friendship Academy
6	Trill Williams	DB	Jr.	6-2	198	Yonkers, N.Y./Archbishop Stepinac
7	Andre Cisco	DB	Jr.	6-0	209	Valley Stream, N.Y./IMG Academy (Fla.)
9	Kingsley Jonathan	DL	Sr.	6-3	264	Baltimore, Md./St. Frances Academy
10	Adrian Cole	DB	R-Fr.	5-10	171	Plantation, Fla./Plantation
11	Ja'Had Carter	DB	Fr.	6-2	191	Richmond, Va./Henrico/Jireh Prep Academy (N.C.)
11	Devon Clarke	DB	R-Sr.	6-2	197	Kissimmee, Fla./Osceola
11	Dillon Markiewicz	QB	Fr.	6-5	216	McKinney, Texas/McKinney North
12	Latarie Kinsler	DL	Fr.	6-3	213	Pahokee, Fla./Pahokee
12	R. Thompson-Bishop	WR	R-Jr.	6-1	234	Bloomfield, Conn./Bloomfield
13	Tommy DeVito	QB	R-Jr.	6-2	221	Cedar Grove, N.J./Don Bosco Prep
13	Mikel Jones	LB	So.	6-1	230	Miami, Fla./IMG Academy
14	Anthony Queeley	WR	R-So.	6-2	193	Orlando, Fla./Lake Nona
14	Garrett Williams	DB	R-Fr.	5-11	184	Harrisburg, N.C./Hickory Ridge
15	JaCobian Morgan	QB	Fr.	6-4	203	Canton, Miss./Canton
15	Neil Nunn	DB	R-Fr.	6-0	183	West Perrine, Fla./Miami Palmetto
16	Leon Lowery	DL	Fr.	6-4	225	Elizabeth, N.J./North Brunswick
16	David Summers	QB	R-Fr.	6-2	214	Fairfield, Conn./St. Joseph
17	Rex Culpepper	QB	R-Sr.	6-3	221	Tampa, Fla./Plant
17	Steve Linton	LB	R-Fr.	6-5	224	Dublin, Ga./Dublin
18	Ed Hendrix	WR	R-So.	6-3	220	Washington, D.C./H.D. Woodson
18	Luke MacPhail	QB	Fr.	6-4	215	Boston, Mass./Dexter Southfield
19	Rob Hanna	DB	Fr.	6-0	168	Miami, Fla./Miami Palmetto
19	Sharod Johnson	WR	R-Jr.	5-11	181	Miami, Fla./Booker T. Washington
20	Ethan Fischler	WR	R-So.	6-0	182	Orinda, Calif./Miramonte
20	Cam Jonas	DB	R-So.	6-1	210	West Palm Beach, Fla./Dwyer
21	Lee Kpogba	LB	So.	6-1	224	Winston-Salem, N.C./Parkland
22	Markenzy Pierre	RB	R-Jr.	5-11	216	Orlando, Fla./Liberty
22	Kyle Strickland	DB	R-Sr.	6-0	186	Roswell, Ga./Roswell
23	Abdul Adams	RB	R-Sr.	5-11	205	Landover, Md./Hillside (N.C.)/Oklahoma
24	Cooper Lutz	RB	R-So.	6-0	201	Reading, Pa./Berks Catholic
24	Anwar Sparrow	LB	Fr.	6-1	204	Chesapeake, Va./Salem
25	Jawhar Jordan	RB	R-Fr.	5-9	172	Farmingdale, N.Y./Hamilton (Ariz.)
26	Aman Greenwood	DB	R-Fr.	5-10	180	Washington, D.C./St. John's College
27	Stefon Thompson	LB	Fr.	6-0	235	Charlotte, N.C./Vance
28	Jarveon Howard	RB	Jr.	5-10	214	Columbia, Miss./East Marion
28	Ben Labrosse	DB	Fr.	6-2	200	Greenfield Park, Quebec, Canada/Vanier College
29	Trebor Pena	WR	Fr.	6-0	185	Ocean Township, N.J./Ocean Township
29	John Sweetwood	DB	R-So.	6-0	176	Essex Fells, N.J./Montclair Kimberley Academy
30	Tyler Cook	LB	Fr.	6-1	205	Chatham, N.J./Seton Hall Prep
31	Geoff Cantin-Arku	LB	So.	6-4	228	Lévis, Quebec, Canada/Cégep Garneau
32	Marlowe Wax	LB	Fr.	6-0	230	Baltimore, Md./Mount St. Joseph
33	Ryan Dolan	LB	Fr.	6-0	230	Novato, Calif./Marin Catholic
34	Eric Coley	DB	R-Jr.	6-2	206	Manlius, N.Y./Fayetteville-Manlius
34	Sean Tucker	RB	Fr.	5-10	202	Owings Mills, Md./Calvert Hall
35	Chase Atkinson	DB	Fr.	5-11	180	Columbia, S.C./Blythewood
37	Kevin Nusdeo	DB	R-Jr.	6-1	205	Orange, Conn./Choate Rosemary Hall
38	AJ Calabro	DB	R-So.	5-10	197	Farmingdale, N.J./Saint John Vianney
41	Joey Kelly	LS	R-Fr.	6-1	193	Phoenix, Ariz./Brophy College Prep
42	Tyrell Richards	LB	R-Jr.	6-4	234	Brampton, Ontario, Canada/Clarkson Secondary School
43	Mike Midkiff	LS	R-Fr.	6-3	195	Colorado Springs, Colo./Air Academy
45	Kevon Darton	DL	R-Fr.	5-11	287	Fitchburg, Mass./Worcester Academy
46	Devin Flowers	RB	Fr.	6-0	245	Glen Allen, Va./Glen Allen
47	Maximilian Mang	TE	Fr.	6-7	250	Nuthetal, Germany/Leibniz-Gymnasium Potsdam
48	Abraham Kenneh	LB	R-Fr.	6-0	202	Syracuse, N.Y./Nottingham
50	Aaron Bolinsky	LS	Jr.	5-11	218	Frackville, Pa./North Schuylkill
51	Anthony Red	OL	R-Fr.	6-5	297	Bloomfield, Conn./St. Thomas More
52	Curtis Harper	DL	R-Jr.	6-2	296	McKeesport, Pa./McKeesport
52	Carlos Vettorello	OL	R-So.	6-4	289	Royal Oak, Mich./University of Detroit Jesuit
53	Garth Barclay	OL	Fr.	6-7	270	York, Pa./York Suburban
55	Josh Ilaoa	OL	Fr.	6-3	295	Charlotte, N.C./Mallard Creek

No.	Name	Pos.	Cl.	Ht.	Wt.	Hometown/High School/Previous School
56	Patrick Alberga	DL	Fr.	6-3	250	Saranac Lake, N.Y./Saranac Lake
56	Darius Tisdale	OL	R-Jr.	6-4	342	South Brunswick, N.J./South Brunswick/Lackawanna CC
57	Dakota Davis	OL	R-Jr.	6-5	327	Mount Airy, Md./Gleneig
58	Ryan Kisselstein	OL	R-So.	6-6	331	Syracuse, N.Y./Corcoran
60	Matthew Bergeron	OL	So.	6-4	312	Victoriaville, Quebec, Canada/Cégep de Thetford
61	Joe Rondi	DL	R-Fr.	6-4	272	Wayne, N.J./Wayne Hills
63	Chris Elmore	OL/TE	Sr.	6-0	288	Chicago, Ill./Phillips Academy
67	Chris Bleich	OL	R-So.	6-6	332	Hanover Township, Pa./Wyoming Valley West/Florida
68	Airon Servais	OL	R-Sr.	6-6	309	Green Bay, Wis./Ashwaubenon
69	Patrick Davis	OL	Sr.	6-5	311	Gatineau, Quebec, Canada/Champlain Regional
70	Wil Froumy	OL	R-So.	6-6	307	Exeter, N.H./Exeter
71	Josh Kosciol	OL	R-Fr.	6-1	308	Honeoye Falls, N.Y./Honeoye Falls-Lima
72	Mark Petry	OL	So.	6-4	265	Hochheim am Main, Germany/Graf-Stauffenberg-Gymnasium/Ellsworth CC
76	Qadir White	OL	R-So.	6-7	343	Bronx, N.Y./Cardinal Hayes
80	Isaiah Jones	WR	So.	6-4	200	Cocoa, Fla./Cocoa/El Camino College
81	Justin Barron	WR	Fr.	6-4	208	Rocky Hill, Conn./Suffield Academy
82	Damien Alford	WR	Fr.	6-5	210	Montreal, Quebec, Canada/McArthur (Fla.)
83	Sam Warren	WR	R-Fr.	5-11	202	Tiburon, Calif./Redwood
84	Nate Wellington	WR	R-Fr.	5-10	190	Skaneateles, N.Y./Skaneateles
85	Josh Black	DL	R-Sr.	6-3	282	Loves Park, Ill./Harlem
85	Courtney Jackson	WR	R-Fr.	5-10	173	Monroeville, Pa./Gateway
86	Ja'Vontae Williams	WR	Fr.	6-0	203	Belle Glade, Fla./Glades Central
87	Luke Benson	TE	So.	6-3	233	Chalfont, Pa./Central Bucks West
88	Steven Mahar Jr.	TE	Fr.	6-5	225	Rochester, N.Y./Aquinas Institute
88	Drew Tuazama	DL	R-Fr.	6-5	244	Raleigh, N.C./Jireh Prep
89	Aaron Hackett	TE	Sr.	6-3	237	Venice, Fla./Venice
90	Ishmael Goulbourne	LB	R-Fr.	6-3	207	West Palm Beach, Fla./Dwyer
90	Brandon Peskin	PK	Fr.	6-1	205	Long Island, N.Y./Half Hollow Hills East
91	Andre Szmyt	PK	R-Jr.	6-1	184	Vernon Hills, Ill./Vernon Hills
92	Nolan Cooney	P/PK	R-Sr.	6-3	202	East Greenwich, R.I./East Greenwich/Bridgton Academy (Maine)
92	Jason Muñoz	DL	R-Fr.	6-3	243	Hollywood, Fla./St. Thomas Aquinas
93	Noah Nwosu	P/PK	R-So.	6-3	216	Rockville, Md./Bullis School
93	Caleb Okechukwu	DL	R-So.	6-4	257	Washington, D.C./St. John's College
94	Kevin Lemieux	DL	Fr.	6-4	252	Ashburnham, Mass./Governor's Academy
95	Cooper Dawson	DL	R-Fr.	6-5	255	Hanahan, S.C./Hanahan
96	Elijah Wright	DL	Fr.	6-3	256	Syracuse, N.Y./Solvay
97	Cody Roscoe	DL	Sr.	6-1	258	Houston, Texas/Heights/McNeese State
98	James Williams	P/PK	Fr.	6-1	199	Watkinsville, Ga./Athens Academy
99	Zach Morton	DL	R-Jr.	6-4	248	Detroit, Mich./Cass Technical

PRONUNCIATION GUIDE

Players

Chris **Bleich**..... BLYSH
 AJ **Calabro** CUH-la-bro
 Geoff Cantin-**Arku** ARE-coo
 Ja'Had Carter..... JUH-hod
 Devon Clarke Duh-VON
 Kevon Darton KAY-von
 Wil **Froumy**..... FRO-me
 Ishmael **Goulbourne** .. GOAL-burn
 Josh **Ilaoa**..... IL-oh-uh
 Nykeim Johnson Nye-KEEM
 Mikel Jones Mih-KELL
 Jawhar Jordan juh-WHAR
 Abraham **Kenneh** AHBRA-heem KEN-uh
 Ryan **Kisselstein**..... KISSEL-stine
 Josh **Kosciol**..... COE-shul
 Lee **Kpogba**..... KOBA
 Ben **Labrosse**..... LUH-bross
 Kevin **Lemieux** LUH-mew
 (like Mario Lemieux)
 Steven **Mahar Jr.**..... muh-HAR
 Ifeatu **Melifonwu** Eh-FAH-too
 Mel-eh-FON-wu

Jason **Muñoz** MOON-yoze
 Kevin **Nusdeo** Nuzz-DEE-oh
 Noah **Nwosu**..... Nuh-WOE-sue
 Caleb **Okechukwu** oh-kuh-CHEWK-woo
 Trebor Pena TREBBOR
 (rhymes with Trevor)
 Mark **Petry** PEH-tree
 Joe **Rondi**..... RON-dee
 Airon **Servais**..... AARON SERVICE
 Andre **Szmyt**..... SCHMITT
 Drew **Tuazama**..... TOO-zah-ma

Coaches

Chris **Achuff**..... A-cuff
 Dino **Babers**..... BAY-burrs
 Reno **Ferri**..... FUH-ree

INDIVIDUAL NOTES • OFFENSE



#15 • QB • JACOBIAN MORGAN • 6-4 • 203 • FR

- Made his first collegiate start against Boston College, becoming the seventh true freshman to start a game at QB in program history. Completed 19-of-30 passes for 188 yards and a touchdown.
- Notched his first touchdown pass against Wake Forest and completed all-seven of his pass attempts.
- Made his first career appearance at Clemson.
- As a senior in HS, he threw for 2,487 yards and accounted for 30 touchdowns (27 passing, 3 rushing) to lead the his high school team to a 7-4 record.



#34 • RB • SEAN TUCKER • 5-10 • 202 • FR

- 11th true freshman in program history to rush 100+ yards in a single game (112 vs. Georgia Tech and 111 vs. Liberty).
- ACC Running Back of the Week after performance against Georgia Tech.
- Has two 100-yard games across six career appearances.
- Leads the Orange in rushing yards (414).
- Ranked No. 58 among class of 2020 running backs (247Sports.com composite).



#14 • WR • ANTHONY QUEELEY • 6-2 • 193 • R-SO

- Has led or tied for the team lead in catches in three of the last-four games.
- Earned his first career touchdown vs. Liberty, when he also tallied a career-high 77 receiving yards.
- In 2019, played in nine games, primarily on special teams.
- Made the travel squad for every game as a true freshman in 2018.
- Two-time all-state selection for Lake Nona High School in Orlando, Florida.



#4 • WR • NYKEIM JOHNSON • 5-8 • 170 • SR

- Against Georgia Tech, tallied a season-high 87 receiving yards on four catches, including one touchdown.
- Ranks sixth nationally in combined kick return yards (463).
- Has 16 catches for 247 yards (15.4 avg.) and three touchdowns this season.
- In 2018, ranked third on the Orange with 41 catches for 565 yards (13.8 avg.) and four TDs. Average touchdown length was 54.3 yards.
- Had a career-high 68 kickoff return yards in the 2019 season finale vs. Wake Forest.



#3 • WR • TAJ HARRIS • 6-2 • 164 • JR

- Sixth in the ACC with 72.4 receiving yards per game in 2020. Leads the team with four touchdown catches.
- 14th in the ACC in total receiving yards with 507 on the season.
- In 2019, was second on the Orange in both catches (37) and receiving yards (559).
- His 94-yard TD catch against Pitt in 2019 matched Quinton Spotwood (vs. East Carolina, 1997) for the second-longest reception in team history.
- Set SU freshman records for catches (40) and receiving yards (565) in 2018.



#89 • TE • AARON HACKETT • 6-3 • 237 • SR

- Tied for the Syracuse record in career receiving TDs by a tight end with nine.
- 2019 Bill Maxwell Award winner as Syracuse's most improved offensive player.
- Had 23 receptions for 205 yards (8.9 avg.) and ranked second on the Orange with six touchdown catches last year.
- Second among ACC tight ends in TD receptions behind Louisville's Marshon Ford (7) in 2019.
- Position coach at Venice High School (Fla.) was former Orange tight end Beckett Wales.



#60 • LT • MATTHEW BERGERON • 6-4 • 312 • SO

- Moved to LT from RT before the Duke game.
- 2019 PFF All-Freshman Second Team selection.
- Started the last five games of his rookie season.
- Last year at Florida State, became the first true freshman to start for SU at tackle since Quinn Ojinnaka vs. Rutgers in 2002.



#63 • LG • CHRIS ELMORE • 6-0 • 288 • SR

- Starting at LG this season, his fourth different position since joining the Orange (TE, FB, DT).
- Career stats: Has rushed for 65 yards and 3 TDs, while making nine tackles on defense.
- Nickname is "Rhino."



#52 • C • CARLOS VETTORELLO • 6-4 • 289 • R-SO

- Moved from tackle to center for the last three games of 2019 and SU's sacks allowed per game dropped from 4.9 to 1.7.
- Tied for team lead in snaps played (940) last season.
- Named to PFF ACC Team of the Week after his performance vs. Holy Cross (no sacks allowed in 70 snaps).



#56 • RG • DARIUS TISDALE • 6-4 • 342 • R-JR

- Made his first collegiate start vs. North Carolina
- Has started every game of the season at right guard.
- Spent two seasons at Lackawanna Community College before transferring to Syracuse in 2019.



#68 • RT • AIRON SERVAIS • 6-6 • 309 • R-SR

- Has started at left tackle, right tackle and center in his SU career.
- Has started every game of his career (45).
- 2019 offensive co-captain along with departed RB Moe Neal.
- SU averaged 242.3 yards rushing in the final three games of 2019 with Servais at LT, 88.3 yards more than its season average (154.0).

KEY RESERVES/SPECIALISTS



#17 • QB • REX CULPEPPER • 6-3 • 221 • R-SR

- Made his first start of the season vs. Liberty and threw a career-high three touchdown passes.
- Holds SU record for the most passing yards by a QB in their first career start (280), which he did his redshirt-freshman season (2017) debut vs. Boston College.




#24 • RB • COOPER LUTZ • 6-0 • 201 • R-SO

- Made his first collegiate appearance vs. Georgia Tech.
- Recorded a career-high 87 rushing yards against Wake Forest in his first career start
- Averages 3.7 yards per carry.



#19 • WR • SHAROD JOHNSON • 5-11 • 181 • R-JR

- Played in 18 contests with one start (vs. Boston College, 2018).
- Has 11 career receptions for 107 yards (9.7 avg.).
- Rated the No. 78 receiver in the class of 2017, according to ESPN.



#87 • TE • LUKE BENSON • 6-3 • 233 • SO

- 2019 PFF All-Freshman Third Team honoree.
- Two touchdown catches this season.
- Benson's 70-yard TD vs. Holy Cross in 2019 was the second-longest ever by an SU tight end (74, John Mackey vs. Colgate, 1961).



#91 • PK • ANDRE SZMYT • 6-1 • 194 • R-JR

- Rated the No. 3 kicker in the nation by *Lindy's*.
- Fifth in the FBS in field goals made per game (1.64) and fourth in career points per game (8.5).
- 38-for-40 (.95) in his career from inside 40 yards.
- 2018 Lou Groza Award winner.

CAREER HIGHS • OFFENSE/SPECIALISTS

#3 TAJ HARRIS, WR

Rushes: 1, twice, last vs. Wake Forest, 2019
Rushing Yards: 15 at Duke, 2019
Long Rush: 15 at Duke, 2019
Receptions: 9 vs. Liberty, 2020
Receiving Yards: 138 vs. Duke, 2020
Receiving TDs: 1, nine times, last vs. Liberty, 2020
Long Reception: 94 (TD) vs. Pittsburgh, 2019
Completions: 1 at Duke, 2019
Pass Attempts: 1, three times, last at Duke, 2019
Passing Yards: 4 at Duke, 2019
Long Pass: 4 at Duke, 2019
Tackles: 1 vs. Boston College, 2020

#4 NYKEIM JOHNSON, WR

Rushes: 3 at Pittsburgh, 2018
Rushing Yards: 59 at Clemson, 2020
Long Rush: 61 at Clemson, 2020
Receptions: 7, twice, last vs. NC State, 2018
Receiving Yards: 136 vs. NC State, 2018
Receiving TDs: 1, seven times, last vs. Wake Forest, 2020
Long Reception: 83 (TD) at Clemson, 2020
Kick Returns: 3, five times, last vs. Liberty, 2020
Kick Return Yards: 75 vs. Georgia Tech, 2020
Long Kick Return: 49 vs. Georgia Tech, 2020
Punt Returns: 2, twice, last at Clemson, 2020
Punt Return Yards: 33 at North Carolina, 2020
Long Punt Return: 26 at North Carolina, 2020
Tackles: 1 at Clemson, 2020

#13 TOMMY DeVITO, QB

Completions: 29 at NC State, 2019
Pass Attempts: 39, twice, last at NC State, 2019
Passing Yards: 330 at Maryland, 2019
Passing TDs: 4, twice, last vs. Holy Cross, 2019
Long Pass: 85 (TD) vs. Boston College, 2019
Comp. Pct. (min. 10 att.): 77.1 (27-35) vs. WMU, 2019
Interceptions: 2, twice, last at Liberty, 2019
Rushes: 16, twice, last vs. North Carolina, 2020
Rushing Yards: 85 vs. Western Michigan, 2019
Rushing TDs: 1, twice, last vs. Western Michigan, 2019
Long Rush: 60 vs. Western Michigan, 2019
Total Offense: 372 vs. Western Michigan, 2019

#14 ANTHONY QUEELEY, WR

Rushes: 1 vs. Wake Forest, 2020
Rushing Yards: -4 vs. Wake Forest, 2020
Long Rush: -4 vs. Wake Forest, 2020
Receptions: 5, twice, last at Clemson, 2020
Receiving Yards: 77 vs. Liberty, 2020
Receiving TDs: 1 vs. Liberty, 2020
Long Reception: 32 vs. Liberty, 2020

#15 JACOBIAN MORGAN, QB

Completions: 19 vs. Boston College, 2020
Pass Attempts: 30 vs. Boston College, 2020
Passing Yards: 188 vs. Boston College, 2020
Passing TDs: 1, twice, last vs. Boston College, 2020
Long Pass: 31, twice, last vs. Boston College, 2020
Comp. Pct. (min. 10 att.): 63.3 (19-30) vs. BC, 2020
Interceptions: 1 vs. Boston College, 2020
Rushes: 7 vs. Boston College, 2020
Rushing Yards: -12 vs. Boston College, 2020
Long Rush: 14 vs. Boston College, 2020
Total Offense: 176 vs. Boston College, 2020

#17 REX CULPEPPER, QB

Completions: 24 vs. Boston College, 2017
Pass Attempts: 40 vs. Liberty, 2020
Passing Yards: 280 vs. Boston College, 2017
Passing TDs: 3 vs. Liberty, 2020
Long Pass: 83 at Clemson, 2020
Comp. Pct. (min. 10 att.): 70.6 (24-34) vs. Boston College, 2017
Interceptions: 3 at Clemson, 2020
Rushes: 10 at Louisville, 2017
Rushing Yards: 47 at Louisville, 2017
Long Rush: 12 at Louisville, 2017
Total Offense: 298 vs. Boston College, 2017

#18 ED HENDRIX, WR

Receptions: 3 at Clemson, 2020
Receiving Yards: 24 at Clemson, 2020
Long Reception: 10 at Clemson, 2020
Tackles: 1 vs. Liberty, 2020

#19 SHAROD JOHNSON, WR

Receptions: 3 at Boston College, 2018
Receiving Yards: 61 at Boston College, 2018
Long Reception: 34 at Boston College, 2018
Tackles: 1 at North Carolina, 2020

#22 MARKENZY PIERRE, RB

Rushes: 10 at Louisville, 2017
Rushing Yards: 46 vs. Central Connecticut State, 2017
Long Rush: 13 vs. Central Connecticut State, 2017
Receptions: 1 vs. Wake Forest, 2017
Receiving Yards: 6 vs. Wake Forest, 2017
Long Reception: 6 vs. Wake Forest, 2017
Kick Returns: 3 at Louisville, 2019
Kick Return Yards: 69 at Louisville, 2019
Long Kick Return: 31 at Louisville, 2019

#23 ABDUL ADAMS, RB

Rushes: 18 vs. ULM, 2016 *
Rushing Yards: 164 at Baylor, 2017 *
Rushing TDs: 2 vs. West Virginia, 2018
Long Rush: 99 (TD) at Baylor, 2017 *
Receptions: 3, twice, last at Florida State, 2019
Receiving Yards: 34 vs. UTEP, 2017 *
Receiving TDs: 1 vs. Tulane, 2017 *
Long Reception: 34 vs. UTEP, 2017 *
* - at Oklahoma

#24 COOPER LUTZ, RB

Rushes: 15 vs. Wake Forest, 2020
Rushing Yards: 81 at Wake Forest, 2020
Long Rush: 18 vs. Wake Forest, 2020
Receptions: 4 vs. Wake Forest, 2020
Receiving Yards: 25 vs. Wake Forest, 2020
Long Reception: 11 vs. Wake Forest, 2020
Tackles: 1 vs. Duke, 2020

#25 JAWHAR JORDAN, RB

Rushes: 14 at North Carolina, 2020
Rushing Yards: 40 at Pittsburgh, 2020
Rushing TDs: 1 at Duke, 2019
Long Rush: 18 vs. Boston College, 2019
Receptions: 3 at North Carolina, 2020
Receiving Yards: 87 at Louisville, 2019
Long Reception: 81 at Louisville, 2019
Kick Returns: 3 at Louisville, 2019
Kick Return Yards: 101 at Louisville, 2019
Long Kick Return: 48 at Louisville, 2019
All-Purpose Yards: 223 at Louisville, 2019

#28 JARVEON HOWARD, RB

Rushes: 15 vs. Louisville, 2018
Rushing Yards: 115 at Duke, 2019
Rushing TDs: 2, twice, last at Wake Forest, 2018
Long Rush: 52 vs. UConn, 2018
Receptions: 4 at Florida State, 2019
Receiving Yards: 24 at Florida State, 2019
Long Reception: 16, twice, last at Florida State, 2019

#29 TREBOR PENA, WR

Receptions: 1 vs. Duke, 2020
Receiving Yards: -1 vs. Duke, 2020
Long Reception: -1 vs. Duke, 2020
Kick Returns: 1, four times, last vs. Boston College, 2020
Kick Return Yards: 27 vs. Liberty, 2020
Long Kick Return: 27 vs. Liberty, 2020

#34 SEAN TUCKER, RB

Rushes: 24 vs. Georgia Tech, 2020
Rushing Yards: 112 vs. Georgia Tech, 2020
Rushing TDs: 2 vs. Georgia Tech, 2020
Long Rush: 38 vs. Georgia Tech, 2020
Receptions: 2, twice, last vs. Duke, 2020
Receiving Yards: 37 vs. Duke, 2020
Long Reception: 27 vs. Duke, 2020

#63 CHRIS ELMORE, FB/TE

Rushes: 8 vs. Middle Tennessee, 2017
Rushing Yards: 28 vs. Middle Tennessee, 2017
Rushing TDs: 1, three times, last at Wake Forest, 2018
Long Rush: 12 vs. Middle Tennessee, 2017
Receptions: 1 vs. West Virginia, 2018
Receiving Yards: 6 vs. West Virginia, 2018
Long Reception: 6 vs. West Virginia, 2018
Kick Returns: 1, three times, last vs. Wake Forest, 2019
Kick Return Yards: 19 at Western Michigan, 2018
Long Kick Return: 19 at Western Michigan, 2018

#80 ISAAH JONES, WR

Tackles: 1 vs. Wake Forest, 2020
Fumble Recoveries: 1 vs. Liberty, 2020

#81 JUSTIN BARRON, WR

Tackles: 1 vs. Liberty, 2020

#82 DAMIEN ALFORD, WR

Receptions: 1 vs. Wake Forest, 2020
Receiving Yards: 3 vs. Wake Forest, 2020
Long Reception: 3 vs. Wake Forest, 2020

#85 COURTNEY JACKSON, WR

Receptions: 4 vs. Wake Forest, 2020
Receiving Yards: 24 vs. Wake Forest, 2020
Long Reception: 8 vs. Wake Forest, 2020

#87 LUKE BENSON, TE

Receptions: 2, twice, last at Duke, 2019
Receiving Yards: 70 vs. Holy Cross, 2019
Receiving TDs: 1, four times, last vs. Wake Forest, 2020
Long Reception: 70 (TD) vs. Holy Cross, 2019
Tackles: 1 at Pittsburgh, 2020

#89 AARON HACKETT, TE

Rushes: 1 vs. Pittsburgh, 2019
Rushing Yards: 3 vs. Pittsburgh, 2019
Long Rush: 3 vs. Pittsburgh, 2019
Receptions: 6 vs. Western Michigan, 2019
Receiving Yards: 48 vs. Western Michigan, 2019
Receiving TDs: 2 vs. Western Michigan, 2019
Long Reception: 26 vs. West Virginia, 2018
Kick Returns: 2, twice, last vs. Georgia Tech, 2020
Kick Return Yards: 29 vs. Wagner, 2018
Long Kick Return: 23 vs. Holy Cross, 2019
Tackles: 1, twice, last vs. Georgia Tech, 2020

#91 ANDRE SZMYT, PK

FG Made: 4, twice, last vs. Wake Forest, 2019
FG Attempts: 4, three times, last vs. Wake Forest, 2019
Long FG: 54 at Pittsburgh, 2018
PATs Made: 8 vs. Wagner, 2018
Most Points: 18 vs. Louisville, 2018

INDIVIDUAL NOTES • DEFENSE



#85 • DE • JOSH BLACK • 6-3 • 282 • R-SR

- Has 114 tackles, 17.0 tackles for loss and 7.5 sacks in 45 games in four seasons. He tallied his first career interception against Georgia Tech.
- Third among SU defensive linemen in 2019 with 39 tackles and tied for fourth on the Orange in sacks (4).
- Had four tackles at Liberty last year, including a personal-best two sacks, and recovered a fumble to earn ACC Defensive Lineman of the Week honors.
- Squats 715 pounds.
- Retweeted by Dwayne "The Rock" Johnson after posting a video of himself running up a wall and doing a backflip.



#0 • DT • MCKINLEY WILLIAMS • 6-4 • 291 • R-SR

- First player in team history to wear "0" after the NCAA made it an eligible number for the first time starting in 2020.
- One of the most physically-gifted players on the team (can do a back handspring).
- In 46 games (22 starts) in four seasons, has 92 tackles (55 solo), including 16.0 for a loss and 2.5 sacks.
- Missed the first nine games of 2019 because of a foot injury suffered in preseason camp. Played in the final three and logged eight tackles.
- Nickname is "Bear."



#9 • DE • KINGSLEY JONATHAN • 6-3 • 264 • SR

- Born in Lagos, Nigeria.
- Has tallied 75 tackles (45 solo), 13.0 tackles for loss, 9.5 sacks, three forced fumbles and two fumble recoveries in 40 career games.
- In his second year as one of the ACC's three representatives with voting privileges under the Division I autonomy process.
- One of five student-athletes on the ACC Search Advisory Committee responsible for providing guidance and collecting information and feedback from member schools as part of the search process to select the conference's next commissioner.



#13 • LB • MIKEL JONES • 6-1 • 230 • SO

- Tied for first in the ACC in interceptions (3) and has five takeaways through eight games in 2020.
- Leads all Syracuse players with 56 tackles this season.
- 2019 *Pro Football Focus* All-Freshman Third Team selection.
- Had a season-best 10 tackles vs. Wake Forest a year ago.
- Consensus Top-25 OLB from Florida's IMG Academy.



#31 • LB • GEOFF CANTIN-ARKU • 6-4 • 228 • SO

- Made his first collegiate start in the season opener vs. North Carolina and was second on the team with eight tackles (7 solo).
- Tied for sixth in the ACC in solo tackles per game with 5.0 alongside teammate Garrett Williams.
- Played in nine games last season as a rookie, primarily on special teams.
- Hails from Lévis, Quebec, Canada.
- Rated the No. 3 overall Canadian prospect in the Class of 2019 by ESPN.



#42 • LB • TYRELL RICHARDS • 6-4 • 234 • R-JR

- Has tallied 53 tackles (32 solo) with 9.5 tackles for loss and 6.0 sacks in 29 career games for the Orange.
- Has an interception, a forced fumble, and a fumble recovery during his time at 'Cuse.
- In six games played this season, he has 23 tackles, and blocked a kick vs. Georgia Tech.
- 2019 Joe Szombathy Award winner as the team's top special teams player.



#14 • CB • GARRETT WILLIAMS • 5-11 • 184 • R-FR

- Has led the team in tackles in three games this season.
- Tied for sixth in the ACC in solo tackles per game with 5.0 alongside teammate Geoff Cantin-Arku.
- Recorded his first career interception at Clemson, where he picked off Trevor Lawrence and returned it for the first career pick-six surrendered by Lawrence.



#11 • DB • JA'HAD CARTER • 6-2 • 191 • FR

- First career start at Pitt and led the team with nine tackles.
- In eight career games, has 41 tackles, including one tackle for loss, and an interception.
- No. 11 prospect out of Virginia and No. 45 athlete in the class of 2019 according to Rivals.com.



#19 • ROV • ROB HANNA • 6-0 • 168 • FR

- Made first collegiate start vs. Georgia Tech and secured his first career interception.
- In six games, has recorded 43 tackles (34 solo), including 1.0 tackles for loss and a fumble recovery.
- Ranks second in the ACC in solo tackles per game with 5.7.



#26 • FS • AMAN GREENWOOD • 5-10 • 180 • R-FR

- Took over as the starting safety vs. Liberty when Trill Williams was injured.
- Career-high four tackles and one PBU vs. Liberty.
- Nicknamed 'Smurph.'
- Ranked as the #8 recruit from Washington, D.C. out of High School.



#2 • CB • IFEATU MELIFONWU • 6-3 • 213 • R-JR

- In 26 career games, has 67 tackles and 23 passes defended.
- Tied for third in the ACC in passes defended (1.11 avg.) in 2019.
- 2019 All-ACC Academic Team selection.
- Tied for fourth in SU single-game history with four pass breakups vs. North Carolina in 2018.
- Brother, Obi, played safety in the NFL for four seasons with the Oakland Raiders (2017-18) and New England Patriots (2018-19).

KEY RESERVES/SPECIALISTS



#97 • DE • CODY ROSCOE • 6-1 • 258 • SR

- Transferred to Syracuse from McNeese State.
- Recorded a fumble recovery vs. Duke.
- Had a sack, 2.0 TFLs and a forced fumble vs. Georgia Tech.
- Set the McNeese State single-game record with six pass breakups in 2019 vs. Houston Baptist.



#21 • LB • LEE KPOGBA • 6-1 • 224 • SO

- Career-high six tackles vs. Liberty. Matched it vs. Boston College.
- Played in 11 games in 2019, primarily on special teams.
- Registered his first career tackle vs. Western Michigan 2019.
- 2018 *USA Today* North Carolina Defensive Player of the Year as a senior at Parkland High School.



#27 • LB • STEFON THOMPSON • 6-0 • 235 • FR

- Made his first collegiate start in the season opener vs. North Carolina and posted seven tackles, including 0.5 TFLs.
- Has tallied 20 tackles (11 solo), including 1.5 tackles for loss, and a forced fumble, in seven career games for the Orange.
- Selected to play in the 2019 Shrine Bowl of the Carolinas.



#17 • LB • STEVE LINTON • 6-5 • 224 • R-FR

- Made his first collegiate start vs. Duke.
- Moved from DE to outside linebacker in 2020.
- Recovered a fumble vs. Georgia Tech.
- Ranked the No. 32 weakside defensive end in the country out of high school by Rivals.



#92 • P • NOLAN COONEY • 6-3 • 202 • R-SR

- Ranks fifth in the ACC in average yards per punt (45.3 avg.).
- Backup punter to All-American Sterling Hofrichter last season.
- In his third year as SU's holder. The Orange are 53-of-61 (.869) on FGs and 112-for-113 (.991) with Cooney spotting the ball.
- Winner of the program's Jim DaRin Award for Courage as a testicular cancer survivor.

CAREER HIGHS • DEFENSE/SPECIALISTS

#0 MCKINLEY WILLIAMS, DL

Tackles: 5, twice, last vs. Bosotn College, 2020
TFL: 2.0, twice, last at Clemson, 2020
Sacks: 1.0, twice, last at Clemson, 2020
Fumble Recoveries: 1 at Wake Forest, 2018

#2 IFEATU MELIFONWU, DB

Tackles: 7 vs. Duke, 2020
TFL: 1.0, twice, last at Louisville, 2019
Interceptions: 1, twice, last vs. Wake Forest, 2019
Pass Breakups: 4 vs. North Carolina, 2018

#6 TRILL WILLIAMS, DB

Tackles: 8, twice, last at Pittsburgh, 2020
TFL: 1.0, three times, last vs. Liberty, 2020
Forced Fumbles: 1, three times, last vs. Wake Forest, 2019
Fumble Recoveries: 1 vs. Wake Forest, 2019
Interceptions: 1, four times, last vs. GT, 2020
Pass Breakups: 2, twice, last at Duke, 2020
Punt Returns: 1 at Pittsburgh, 2018
Punt Return Yards: 19 at Pittsburgh, 2018
Long Punt Return: 19 at Pittsburgh, 2018
Touchdowns: 1, 3x, last vs. Georgia Tech (INT return), 2020

#7 ANDRE CISCO, DB

Tackles: 9, seven times, last vs. Wake Forest, 2019
TFL: 1.0 vs. Notre Dame, 2018
Forced Fumbles: 1, twice, last vs. Boston College, 2019
Fumble Recoveries: 1 vs. Wake Forest, 2019
Interceptions: 2 vs. Wagner, 2018
Pass Breakups: 3, twice, last at Florida State, 2019
Touchdowns: 1 (INT return) at Duke, 2019

#9 KINGSLEY JONATHAN, DL

Tackles: 6, twice, last vs. Wake Forest, 2020
TFL: 2.0 at Liberty, 2019
Sacks: 1.5 vs. Louisville, 2018
Forced Fumbles: 1, three times, last vs. Duke, 2020
Fumble Recoveries: 1, twice, last at Liberty, 2019
Pass Breakups: 1, three times, last at Clemson, 2020

#11 DEVON CLARKE, DB

Tackles: 2, twice, last vs. Florida State, 2018
Pass Breakups: 1 vs. Florida State, 2018

#11 JA'HAD CARTER, DB

Tackles: 9 at Pittsburgh, 2020
TFL: 1.0 at Pittsburgh, 2020
Interceptions: 1 vs. Georgia Tech, 2020
Pass Breakups: 1, twice, last at Clemson, 2020

#13 MIKEL JONES, LB

Tackles: 13 vs. Duke, 2020
TFL: 1.0, twice, last vs. Liberty, 2020
Sacks: 0.5 vs. Holy Cross, 2019
Forced Fumbles: 1, twice, last at Clemson, 2020
Fumble Recoveries: 1, twice, last vs. Liberty, 2020
Interceptions: 1, three times, last vs. Duke, 2020
Pass Breakups: 1, twice, last vs. Duke, 2019

#14 GARRETT WILLIAMS, DB

Tackles: 9 at North Carolina, 2020
TFL: 1.0, three times, last vs. Boston College, 2020
Sacks: 1.0 vs. Wake Forest, 2020
Interceptions: 1 (TD) at Clemson, 2020
Pass Breakups: 2, twice, last at Clemson, 2020

#15 NEIL NUNN, DB

Tackles: 2 at North Carolina, 2020

#16 LEON LOWERY, LB

Tackles: 3 vs. Duke, 2020

#17 STEVE LINTON, LB

Tackles: 6 vs. Duke, 2020
TFL: 0.5 at North Carolina, 2020
Fumble Recoveries: 1 vs. Georgia Tech, 2020

#19 ROB HANNA, DB

Tackles: 12 vs. Duke, 2020
TFL: 1 vs. Georgia Tech, 2020
Fumble Recoveries: 1 vs. Duke, 2020
Interceptions: 1 vs. Georgia Tech, 2020

#20 CAM JONAS, DB

Tackles: 2, twice, last vs. Liberty, 2020
TFL: 1.0 vs. Duke, 2020
Sacks: 1.0 vs. Duke, 2020
Forced Fumbles: 1 vs. Duke, 2020

#21 LEE KPOGBA, LB

Tackles: 6, twice, last vs. Boston College, 2020
TFL: 1.0, twice, last vs. Wake Forest, 2020
Sacks: 1.0 vs. Liberty, 2020

#22 KYLE STRICKLAND, DB

Tackles: 2, three times, last vs. Wake Forest, 2020

#26 AMAN GREENWOOD, DB

Tackles: 4 vs. Liberty, 2020
Pass Breakups: 1, three times, last vs. Wake Forest, 2020

#27 STEFON THOMPSON, LB

Tackles: 7 at North Carolina, 2020
TFL: 1.0, twice, last vs. Wake Forest, 2020
Sacks: 1.0 at Pittsburgh, 2020
Forced Fumbles: 1 at Pittsburgh, 2020

#28 BEN LABROSSE, LB

Tackles: 2, twice, last vs. Duke, 2020

#31 GEOFF CANTIN-ARKU, LB

Tackles: 10 vs. Duke, 2020
TFL: 2.0 at Pittsburgh, 2020
Forced Fumbles: 1 vs. Duke, 2020
Fumble Recoveries: 1 vs. Duke, 2020
Pass Breakups: 1 at Clemson, 2020

#32 MARLOWE WAX, LB

Tackles: 5 vs. Duke, 2020
TFL: 1.0, three times, last vs. Liberty, 2020
Sacks: 1.0 vs. Liberty, 2020

#34 ERIC COLEY, DB

Tackles: 7 at Florida State, 2019
TFL: 1.0 at Florida State, 2019
Interceptions: 1 vs. Western Michigan, 2019
Pass Breakups: 1, twice, last vs. Western Michigan, 2019

#37 KEVIN NUSDEO, DB

Tackles: 1 vs. Boston College, 2019

#42 TYRELL RICHARDS, LB

Tackles: 9 vs. Liberty, 2020
TFL: 1.5 vs. Wake Forest, 2020
Sacks: 1.0, six times, last vs. Wake Forest, 2020
Forced Fumbles: 1 at Pittsburgh, 2020
Interceptions: 1 vs. Wagner, 2018
Pass Breakups: 1, three times, last vs. Boston College, 2020

#45 KEVIN DARTON, DL

Tackles: 2 vs. Wake Forest, 2020

#50 AARON BOLINSKY, LS

Tackles: 2 at Wake Forest, 2018
Forced Fumbles: 1 vs. Holy Cross, 2019
Fumble Recoveries: 1 at North Carolina, 2020

#52 CURTIS HARPER, DL

Tackles: 4 vs. Boston College, 2019
TFL: 1.0 at Maryland, 2019
Sacks: 1.0 at Maryland, 2019

#63 CHRIS ELMORE, OL/TE/FB/DL

Tackles: 3 at NC State, 2019
TFL: 1 vs. Pittsburgh, 2019

#85 JOSH BLACK, DL

Tackles: 8 vs. Liberty, 2020
TFL: 2.0, four times, last at North Carolina, 2020
Sacks: 2.0, twice, last vs. Pittsburgh, 2019
Fumble Recoveries: 1, twice, at Liberty 2019
Interceptions: 1 vs. Georgia Tech, 2020
Pass Breakups: 1 at Duke, 2019
Blocked Kicks: 1, twice, last at Florida State (PAT), 2019

#88 DREW TUAZAMA, DL

Tackles: 3 vs. Duke, 2020
Pass Breakups: 1 at Pittsburgh, 2020
Blocked Kick: 1 at Clemson (Punt), 2020
Punt Returns: 1 at Clemson, 2020
Punt Return Yards: 16 at Clemson, 2020
Long Punt Return: 16 at Clemson, 2020

#92 NOLAN COONEY, P/PK

Tackles: 1 at North Carolina, 2020
Punts: 9 at North Carolina, 2020
Punting Yards: 430 at North Carolina, 2020
Long Punt: 65 vs. Boston College, 2020


#93 CALEB OKECHUKWU, DL

Tackles: 2, three times, last vs. Wake Forest, 2020

#97 CODY ROSCOE, DL

Tackles: 4 vs. Duke, 2020
TFL: 2.0 vs. Georgia Tech, 2020
Sacks: 1 vs. Georgia Tech
Forced Fumbles: 1 vs. Georgia Tech, 2020
Fumble Recoveries: 1 vs. Duke, 2020

GAME SUMMARIES

	GAME #1	
	Sept. 12, 2020 // Kenan Stadium	
	Attendance: 0	
SYRACUSE		31
NORTH CAROLINA		6

CHAPEL HILL, N.C. – The Orange opened the 2020 campaign hanging tight in a defensive battle with No. 18 North Carolina on Saturday, before the Tar Heels pulled away in the fourth and won 31-6 in a fan-less Kenan Memorial Stadium due to the COVID-19 pandemic. Syracuse trailed by four at halftime, 7-3, due to a strong defensive effort but the Tar Heels scored touchdowns on three-straight possessions to lead 31-6, a score that would hold until the final whistle. Orange quarterback **Tommy DeVito** broke the school record for consecutive passes without an interception, previously set by R.J. Anderson (190 from 2002-03), extending his streak to 201 attempts.

On the defensive side the Orange forced three Carolina turnovers including a pair of interceptions by linebacker **Mikel Jones** and defensive back **Andre Cisco**. Cisco's third-quarter interception was the 13th of his career and put him into fourth-place (tied with Walt Slovenski (1946-48) on the Syracuse all-time list and now leads all active FBS players. **Garrett Williams** led 'Cuse with nine total tackles in his first collegiate appearance, while **Stefon Thompson** and **Geoff Cantin-Arku** each had eight total tackles in their first career starts.

Score by Quarters

	1st	2nd	3rd	4th	Final
Syracuse	0	3	3	0	6
North Carolina	7	0	3	21	31

Scoring Summary:


1st	10:49	NC	Walston 11 yd pass (Atkins kick)
			10-65 4:11, SU 0 - NC 7
2nd	10:33	SU	Szmyt 37 yd field goal
			6-2 2:20, SU 3 - NC 7
3rd	08:11	SU	Szmyt 24 yd field goal
			10-42 4:39, SU 6 - NC 7
	03:18	NC	Atkins 31 yd field goal
			12-65 4:47, SU 6 - NC 10
4th	14:57	NC	Williams 1 yd run (Atkins kick)
			6-77 2:27, SU 6 - NC 17
	11:33	NC	Williams 6 yd run (Atkins Kick)
			4-68 1:56, SU 6 - NC 24
	09:37	NC	Williams 6 yd run (Atkins Kick)
			2-44 0:39, SU 6 - NC 31

	SU	NC
FIRST DOWNS	15	23
RUSHES-YARDS (NET)	35-68	35-160
PASSING YDS (NET)	134	303
Passes Comp-Att-Int	16-38-1	16-35-2
TOTAL OFFENSE PLAYS-YARDS	73-202	70-463
Fumble Returns-Yards	0-0	0-0
Punt Returns-Yards	2-33	6-93
Kickoff Returns-Yards	0-0	3-59
Interception Returns-Yards	2-29	1-26
Punts (Number-Avg)	9-47.8	4-45.5
Fumbles-Lost	0-0	1-1
Penalties-Yards	8-60	9-91
Possession Time	27:50	32:10
Third-Down Conversions	4 of 19	5 of 13
Fourth-Down Conversions	0 of 1	1 of 1
Red-Zone Scores-Chances	2-3	5-5
Sacks By: Number-Yards	2-12	7-37

RUSHING: Syracuse - DeVito 16-68; J. Jordan 14-27. North Carolina - Carter 7-78; Williams 14-57.

PASSING: Syracuse - DeVito 13-31-0-112; Culpepper 3-7-1-22. North Carolina - Howell 25-34-2-295; Ruder 1-1-0-8.

RECEIVING: Syracuse - Harris 5-64; Queeley 4-37; J. Jordan 3-17. North Carolina - D. Brown 6-94; Carter 6-60; Corrales 5-47.

	GAME #2	
	Sept. 19, 2020 // Heinz Field	
	Attendance: 0	
SYRACUSE		10
PITTSBURGH		21

PITTSBURGH, Pa. – The Orange received another stellar effort from its defense and a spark from backup quarterback **Rex Culpepper** against No. 25 Pittsburgh Saturday, but the Panthers held on for a 21-10 win in an Atlantic Coast Conference game at a fan-less Heinz Field.

Midway through the first quarter, Pitt quarterback Kenny Pickett tossed a pass behind the line of scrimmage to wide receiver Addison, who bobbled the ball and Syracuse's **Mikel Jones** pounced on it at the Pittsburgh 14. Jones' turnover led to a 26-yard field goal from redshirt junior **Andre Szmyt** that gave Syracuse a 3-0 advantage.

Culpepper, a redshirt senior who temporarily relieved starter **Tommy DeVito** in the second quarter, connected with wide receiver Taj Harris on a 69-yard touchdown pass to give the Orange a 10-3 lead. Culpepper floated a perfect pass to Harris along the right sideline and Harris did the rest, skipping away from a lunging Pitt defender and racing the final 20 yards into the end zone for the SU touchdown.

DB **Ja'Had Carter** led the Orange with nine tackles in his first career start.

Score by Quarters

	1st	2nd	3rd	4th	Final
Syracuse	3	7	0	0	10
Pittsburgh	7	7	7	0	21

Scoring Summary:


1st	06:08	SU	Szmyt 26 yd field goal
			4-6 1:42, SU 3 - Pitt 0
	04:12	Pitt	Pickett 27 yd pass (Kessman kick)
			7-75 1:56, SU 3 - Pitt 7
2nd	10:33	SU	Culpepper 69 yd pass (Szmyt kick)
			5-80 2:11, SU 10 - Pitt 7
	05:06	Pitt	Pickett 1 yd run (Kessman kick)
			14-65 5:27, SU 10 - Pitt 14
3rd	00:54	Pitt	Pickett 17 yd pass (Kessman kick)
			8-66 3:45, SU 10 - Pitt 21

	SU	UP
FIRST DOWNS	10	23
RUSHES-YARDS (NET)	34-51	44-127
PASSING YDS (NET)	120	215
Passes Comp-Att-Int	13-24-1	25-36-1
TOTAL OFFENSE PLAYS-YARDS	58-171	80-342
Fumble Returns-Yards	0-0	0-0
Punt Returns-Yards	2-25	1-6
Kickoff Returns-Yards	3-52	0-0
Interception Returns-Yards	1-12	1-0
Punts (Number-Avg)	6-43.8	4-39.2
Fumbles-Lost	1-1	3-1
Penalties-Yards	5-53	7-70
Possession Time	25:30	34:30
Third-Down Conversions	2 of 14	6 of 15
Fourth-Down Conversions	0 of 2	1 of 2
Red-Zone Scores-Chances	1-1	2-4
Sacks By: Number-Yards	3-13	7-40

RUSHING: Syracuse - J. Jordan 13-40; S. Tucker 4-23. Pittsburgh - V. Davis 18-53; A. Davis 11-37.

PASSING: Syracuse - Culpepper 4-9-0-88; DeVito 9-15-1-32. Pittsburgh - Pickett 25-36-1-215.

RECEIVING: Syracuse - Harris 3-72; Queeley 3-18; Jackson 3-15. Pittsburgh - Wayne 5-59; Addison 7-57; Turner 5-48.

	GAME #3	
	Sept. 26, 2020 // Carrier Dome	
	Attendance: 0	
GEORGIA TECH		20
SYRACUSE		37

SYRACUSE, N.Y. – The Orange secured their home opener against Georgia Tech in another strong performance by the Orange defense. The 'Cuse offense also broke out. Led by true freshmen RB **Sean Tucker**, 'Cuse found the end zone four times on offense to open their renovated home facility in exciting fashion.

Tucker, a freshman from Owings Mills, Md., became the first Orange freshman to run for 100-or-more yards in a game since 2015. QB **Tommy DeVito** passed for 194 yards, completing 13-of-24 passes, including two touchdowns.

The Syracuse defense notched four interceptions - the most by a Syracuse team since 2006 - and added a score of their own when DB **Trill Williams** scored off an interception by DB **Ja'Had Carter**. In his first ever collegiate appearance, true freshmen DB Rob Hanna tallied one of the four Orange interceptions and lead the team in total tackles with nine. **Josh Black** and Williams came away with the other two interceptions.

Score by Quarters

	1st	2nd	3rd	4th	Final
Georgia Tech	0	13	7	0	20
Syracuse	17	6	7	7	37

Scoring Summary:


1st	08:54	SU	Tucker 38 yd run (Szmyt kick)
			6-69 2:21, GT 0 - SU 7
	07:33	SU	Szmyt 47 yd field goal
			4-0 0:52, GT 0 - SU 10
	01:22	SU	Tucker 4 yd run (Szmyt kick)
			7-37 2:48, GT 0 - SU 17
2nd	09:37	GT	Sims 24 yd pass (Harvin rush failed)
			5-80 2:11, GT 6 - SU 17
	08:57	SU	DeVito 46 yd pass (Szmyt kick blocked)
			2-47 0:40, GT 6 - SU 23
	05:10	GT	Sims 1 yd run (Stewart kick)
			7-75 3:47, GT 13 - SU 23
3rd	01:29	GT	Griffin 3 yd run (Stewart kick)
			5-67 1:58, GT 20 - SU 23
	00:40	SU	DeVito 43 yd pass (Szmyt kick)
			3-65 0:49, GT 20 - SU 30
4th	08:10	SU	Williams 43 yd interception (Szmyt kick)
			GT 20 - SU 37

	GT	SU
FIRST DOWNS	23	14
RUSHES-YARDS (NET)	52-275	41-163
PASSING YDS (NET)	178	194
Passes Comp-Att-Int	15-32-4	13-24-1
TOTAL OFFENSE PLAYS-YARDS	84-453	65-357
Fumble Returns-Yards	0-0	0-0
Punt Returns-Yards	5-42	1-13
Kickoff Returns-Yards	3-44	4-86
Interception Returns-Yards	1-5	4-114
Punts (Number-Avg)	7-49.3	6-49.2
Fumbles-Lost	2-1	1-0
Penalties-Yards	15-104	7-85
Possession Time	34:08	25:52
Third-Down Conversions	6 of 18	5 of 15
Fourth-Down Conversions	1 of 2	1 of 3
Red-Zone Scores-Chances	2-4	1-3
Sacks By: Number-Yards	1-7	1-8

RUSHING: Syracuse - S. Tucker 24-112; DeVito 4-23. Georgia Tech - Gibbs 18-105; Smith 8-75.

PASSING: Syracuse - DeVito 13-24-1-194. Georgia Tech - Sims 13-28-4-174.

RECEIVING: Syracuse - N. Johnson 4-87; Harris 3-64; J. Jordan 2-17. Georgia Tech - Carter 4-47; Ah. Brown 1-40; Camp 3-27.

	GAME #4 Oct. 10, 2020 // Carrier Dome Attendance: 0	
	DUKE	38
	SYRACUSE	24

SYRACUSE, N.Y. – The Syracuse defense recorded four takeaways and quarterback **Tommy DeVito** tossed two long touchdown passes Saturday, but Duke's strong rushing game led the Blue Devils to a 38-24 win over the Orange in an Atlantic Coast Conference game at the renovated Carrier Dome.

Defensive back **Rob Hanna**, linebacker **Geoff Cantin-Arku** and defensive end **Cody Roscoe** recovered fumbles and linebacker **Mikel Jones** recorded an interception as the Orange had a 4-0 edge in turnovers. DeVito tossed a 79-yard touchdown to wide receiver **Taj Harris** and a 53-yard score to tight end **Luke Benson**.

DeVito completed 13-of-26 passes for 255 yards before leaving the game in the fourth quarter with an injury. Running back **Sean Tucker** gained 53 yards on 12 carries, while Harris caught six passes for a single-game best 138 yards and one touchdown.

Score by Quarters

	1st	2nd	3rd	4th	Final
Duke	10	14	6	8	38
Syracuse	7	7	7	3	24

Scoring Summary:


1st	12:23	DU	Brice 26 yd pass (Ham kick)
			7-75 2:37, DU 7 - SU 0
	11:22	SU	DeVito 79 yd pass (Szmyt kick)
			2-75 1:01, DU 7 - SU 7
	05:25	DU	Ham 36 yd field goal
			6-49 1:22, DU 10 - SU 7
2nd	14:21	SU	Cantin-Arku 28 yd fumble return (Szmyt kick)
			0-0 0:00, DU 10 - SU 14
	05:09	DU	Durant 15 yd run (Ham kick)
			11-87 3:32, DU 17 - SU 14
	01:00	DU	Brice 52 yd pass (Ham kick)
			9-81 2:34, DU 24 - SU 14
3rd	10:26	DU	Ham 45 yd field goal
			8-24 3:05, DU 27 - SU 14
	09:23	SU	DeVito 53 yd pass (Szmyt kick)
			3-75 1:03, DU 27 - SU 21
	00:35	DU	Ham 21 yd field goal
			11-42 4:28, DU 30 - SU 21
4th	10:14	SU	Szmyt 48 yd field goal
			12-55 5:21, DU 30 - SU 24
	05:26	DU	Durant 3 yd run (Brice rush)
			12-75 4:48, DU 38 - SU 24

	DU	SU
FIRST DOWNS	36	11
RUSHES-YARDS (NET)	63-363	23-28
PASSING YDS (NET)	282	258
Passes Comp-Att-Int	23-39-1	14-29-0
TOTAL OFFENSE PLAYS-YARDS	102-645	52-286
Fumble Returns-Yards	0-0	1-28
Punt Returns-Yards	2-5	1-2
Kickoff Returns-Yards	1-17	3-51
Interception Returns-Yards	0-0	1-2
Punts (Number-Avg)	1-47.0	8-46.9
Fumbles-Lost	4-3	0-0
Penalties-Yards	2-25	5-45
Possession Time	39:43	20:17
Third-Down Conversions	12 of 17	2 of 12
Fourth-Down Conversions	0 of 1	0 of 1
Red-Zone Scores-Chances	4-5	0-1
Sacks By: Number-Yards	6-34	2-7

RUSHING: Syracuse - Tucker 12-54. **Duke** - Jackson 30-169; Durant 23-163.

PASSING: Syracuse - DeVito 13-26-0-255; Culpepper 1-3-0-3. **Duke** - Brice 22-38-1-270; Holmberg 1-1-0-12.

RECEIVING: Syracuse - Harris 6-138; Benson 1-53; Tucker 2-37. **Duke** - Garner 3-73; Bobo 5-70; Calhoun 3-38.

	GAME #5 Oct. 17, 2020 // Carrier Dome Attendance: 0	
	LIBERTY	38
	SYRACUSE	21

SYRACUSE, N.Y. – Syracuse quarterback **Rex Culpepper** tossed three touchdown passes, freshman running back **Sean Tucker** recorded his second 100-yard game and linebacker **Mikel Jones** notched his fifth takeaway of the season Saturday, but the Orange lost to the Liberty, 38-21, in the Carrier Dome.

Playing in place of injured starter **Tommy DeVito**, Culpepper completed 19-of-40 passes for 211 yards and three touchdowns. **Taj Harris** (nine receptions, 96 yards), **Anthony Queeley** (five receptions, 77 yards) and **Aaron Hackett** (two recptions, 25 yards) each found paydirt on passes from Culpepper.

Tucker, who ran for 112 yards against Georgia Tech, gained 111 yards on 21 carries against the Flames. Defensively, linebackers **Marlowe Wax** and **Lee Kpogba** each had a sack, and linebacker **Tyrell Richards** led the team with nine tackles.

Score by Quarters

	1st	2nd	3rd	4th	Final
Duke	14	7	14	3	38
Syracuse	7	7	0	7	21

Scoring Summary:


1st	08:32	SU	Culpepper 17 yd pass (Szmyt kick)
			9-61 3:55, LU 0 - SU 7
	08:14	LU	Louis 75 yd run (Barbir kick)
			2-75 0:18, LU 7 - SU 7
	00:28	LU	Willis 4 yd run (Barbir kick)
			11-88 5:11, LU 14 - SU 7
2nd	09:21	SU	Culpepper 12 yd pass (Szmyt kick)
			3-36 1:06, LU 14 - SU 14
	07:49	LU	Louis 52 yd run (Barbir kick)
			3-78 1:32, LU 21 - SU 14
3rd	12:55	LU	Willis 36 yd pass (Barbir kick)
			4-78 2:05, LU 28 - SU 14
	02:58	LU	Pickett 16 yd run (Barbir kick)
			7-59 3:47, LU 35 - SU 14
4th	08:45	SU	Culpepper 21 yd pass (Szmyt kick)
			7-65 2:16, LU 35 - SU 21
	05:20	LU	Barbir 20 yd field goal
			7-44 3:25, LU 38 - SU 21

	LU	SU
FIRST DOWNS	24	19
RUSHES-YARDS (NET)	48-338	27-97
PASSING YDS (NET)	182	211
Passes Comp-Att-Int	16-20-0	19-40-1
TOTAL OFFENSE PLAYS-YARDS	68-520	67-308
Fumble Returns-Yards	0-0	0-0
Punt Returns-Yards	1-5	1-7
Kickoff Returns-Yards	2-41	6-151
Interception Returns-Yards	0-0	0-0
Punts (Number-Avg)	4-43.2	6-46.5
Fumbles-Lost	3-2	0-0
Penalties-Yards	4-50	10-80
Possession Time	36:24	23:36
Third-Down Conversions	3 of 12	3 of 14
Fourth-Down Conversions	2 of 2	2 of 4
Red-Zone Scores-Chances	3-4	2-3
Sacks By: Number-Yards	3-24	2-12

RUSHING: Syracuse - Tucker 21-111. **Liberty** - Louis 10-170; Pickett 23-115; Willis 12-58.

PASSING: Syracuse - Culpepper 19-40-1-211. **Liberty** - Willis 16-20-0-182.

RECEIVING: Syracuse - Harris 9-97; Queeley 5-77; Hackett 2-25. **Liberty** - Stubbs 4-58; Huntley 2-35; Douglas 4-33; Daniels 2-25.

	GAME #6 Oct. 24, 2020 // Memorial Stadium Attendance: 18,629	
	SYRACUSE	21
	CLEMSON	47

CLEMSON, S.C. – Syracuse cornerback **Garrett Williams** returned an interception for a touchdown and **Nykeim Johnson** hauled in a 83-yard touchdown pass from **Rex Culpepper** as the Orange gave No. 1 Clemson a scare Saturday before losing 47-21 to the Tigers.

Making his second consecutive start in place of injured quarterback **Tommy DeVito**, Culpepper completed 10-of-26 passes for 175 yards and one touchdown. Freshman running back **Sean Tucker** had 63 yards on 10 carries with his third score of the season before leaving with an injury.

Defensively, Williams led the Orange with eight tackles, two pass breakups and the interception, which was the first pick-six surrendered in the career of Tigers' quarterback Trevor Lawrence. Linebacker **Mikel Jones** notched seven tackles, while defensive tackle **McKinley Williams** recorded two tackles for a loss, including a sack.

Score by Quarters

	1st	2nd	3rd	4th	Final
Syracuse	0	14	7	0	21
Clemson	17	10	7	13	47

Scoring Summary:

1st	13:37	CU	Lawrence 25 yd pass (Potter kick)
			5-47 1:23, SU 0 - CU 7
	08:46	CU	Potter 24 yd field goal
			4-6 1:40, SU 0 - CU 10
	04:25	CU	Etienne 25 yd run (Potter kick)
			4-43 1:29, SU 0 - CU 17
2nd	14:15	SU	Tucker 7 yd run (Szmyt kick)
			4-20 1:19, SU 7 - CU 17
	02:54	CU	Lawrence 17 yd pass (Potter kick)
			12-87 4:37, SU 7 - CU 24
	01:18	SU	G. Williams 39 yd interception (Szmyt kick)
			0-0 0:00, SU 14 - CU 24
	00:00	CU	Potter 36 yd field goal
			11-56 1:18, SU 14 - CU 27
3rd	08:41	SU	Culpepper 83 yd pass (Szmyt kick)
			4-96 1:49, SU 21 - CU 27
	01:26	CU	Booth 21 yd fumble recovery (Potter kick)
			0-0 0:00, SU 21 - CU 34
4th	13:38	CU	Etienne 9 yd run (Lawrence pass failed)
			4-67 1:10, SU 21 - CU 40
	10:45	CU	Etienne 1 yd run (Potter kick)
			3-3 0:41, SU 21 - CU 47


	SU	CU
FIRST DOWNS	11	27
RUSHES-YARDS (NET)	32-150	37-147
PASSING YDS (NET)	175	308
Passes Comp-Att-Int	10-26-3	29-47-1
TOTAL OFFENSE PLAYS-YARDS	58-325	84-455
Fumble Returns-Yards	0-0	1-21
Punt Returns-Yards	3-28	0-0
Kickoff Returns-Yards	1-24	2-73
Interception Returns-Yards	1-39	3-66
Punts (Number-Avg)	7-40.3	6-44.7
Fumbles-Lost	1-1	2-0
Penalties-Yards	5-35	4-25
Possession Time	28:49	31:11
Third-Down Conversions	4 of 13	8 of 17
Fourth-Down Conversions	0 of 1	1 of 1
Red-Zone Scores-Chances	1-2	5-6
Sacks By: Number-Yards	1-2	2-10

RUSHING: Syracuse - Tucker 10-63. **Clemson** - Etienne 16-86; Dixon 7-22.

PASSING: Syracuse - Culpepper 10-26-3-175. **Clemson** - Lawrence 27-43-1-289.

RECEIVING: Syracuse - N. Johnson 1-83; Queeley 5-58. **Clemson** - Rodgers 8-91; Powell 2-45; Galloway 5-33.

GAME SUMMARIES

	GAME #7	
	Oct. 31, 2020 // Carrier Dome	
	Attendance: 0	
WAKE FOREST	38	
SYRACUSE	14	

SYRACUSE, N.Y. – Syracuse running back **Cooper Lutz** gained 106 all-purpose yards in his first career start, but the Orange ran into a red-hot Wake Forest team and lost to the Demon Deacons, 38-14.

Lutz rushed for 81 yards on 15 carries and caught four passes for 25 yards. **JaCobian Morgan**, a freshman quarterback, replaced starter **Rex Culpepper** and completed all seven of his pass attempts for 57 yards on a 10-play, 80-yard drive in the fourth quarter. On third-and-goal from the 3-yard line, **Morgan** capped the possession with a touchdown pass to tight end **Luke Benson**. His longest completion of the drive was a 31-yarder to wide receiver **Sharod Johnson** that moved the ball to the Wake Forest four-yard line.

Defensively, freshman cornerback **Garrett Williams** led the Orange with nine tackles, equaling his career-best effort, and one of the team's two sacks.

Score by Quarters

	1st	2nd	3rd	4th	Final
Wake Forest	10	7	21	0	38
Syracuse	0	7	0	7	14

Scoring Summary:


1st	10:06	WF	Sciba 33 yd field goal
			13-60 4:54, WF 3 - SU 0
	03:37	WF	Walker 1 yd run (Sciba kick)
			12-64 4:26, WF 10 - SU 0
2nd	04:17	SU	Culpepper 21 yd pass (Szmyt kick)
			4-36 1:40, WF 10 - SU 7
	01:19	WF	Walker 20 yd run (Sciba kick)
			4-57 1:07, WF 17 - SU 7
3rd	12:41	WF	Hartman 80 yd pass (Sciba kick)
			3-85 1:01, WF 24 - SU 7
	12:32	WF	Holmes 32 yd interception (Sciba kick)
			0-0 0:00, WF 31 - SU 7
	03:09	WF	Walker 5 yd run (Sciba kick)
			10-71 5:51, WF 38 - SU 7
4th	03:11	SU	Morgan 3 yd pass (Szmyt kick)
			10-80 4:17, WF 38 - SU 14

	WF	SU
FIRST DOWNS	25	13
RUSHES-YARDS (NET)	48-183	23-75
PASSING YDS (NET)	250	142
Passes Comp-Att-Int	19-33-0	22-34-2
TOTAL OFFENSE PLAYS-YARDS	81-433	57-217
Fumble Returns-Yards	1-0	0-0
Punt Returns-Yards	2-3	1-26
Kickoff Returns-Yards	1-19	3-68
Interception Returns-Yards	2-32	0-0
Punts (Number-Avg)	4-42.2	7-42.4
Fumbles-Lost	0-0	1-1
Penalties-Yards	7-57	7-76
Possession Time	33:03	23:46
Third-Down Conversions	9 of 18	3 of 11
Fourth-Down Conversions	1 of 4	1 of 1
Red-Zone Scores-Chances	4-4	2-2
Sacks By: Number-Yards	2-19	2-14

RUSHING: Syracuse - Lutz 15-81. Wake Forest - Beal-Smith 19-87; Walker 16-79.

PASSING: Syracuse - Culpepper 15-27-2-85; Morgan 7-7-0-57. Wake Forest - Hartman 19-33-0-250

RECEIVING: Syracuse - S. Johnson 2-34; Lutz 4-25; N. Johnson 2-25. Wake Forest - Roberson 7-130; Greene 4-56; Morin 5-45.

	GAME #8	
	Nov. 7, 2020 // Carrier Dome	
	Attendance: 0	
BOSTON COLLEGE	16	
SYRACUSE	13	

SYRACUSE, N.Y. – The Syracuse defense played one of its best games of the season and freshman quarterback **JaCobian Morgan** looked solid in his first career start as the Orange gave Boston College all it could handle before the Eagles emerged with a 16-13 victory in an ACC rivalry game in the Carrier Dome.

Morgan, the first true freshman to start at quarterback since Eric Dungey in 2015, completed 19-of-30 passes for 188 yards with one touchdown and one interception. Running back **Sean Tucker** returned to the lineup after missing last week with an injury and gained 52 yards on 11 carries and caught two passes for 34 yards. Wide receiver **Taj Harris** led all receivers with seven receptions for 61 yards, and wide receiver **Anthony Queeley** caught three passes for 49 yards.

Defensive back **Rob Hanna** led the Orange with eight tackles (seven solo) and linebacker **Mikel Jones** had seven (five solo). The Eagles entered the game ranked third in the ACC with 268.4 passing yards per game, but the Orange limited Boston College's air attack to 208 yards.

Score by Quarters

	1st	2nd	3rd	4th	Final
Boston College	3	7	0	6	16
Syracuse	0	3	3	7	13

Scoring Summary:

1st	01:03	BC	Boumerhi 33 yd field goal
			13-80 7:54, BC 3 - SU 0
2nd	11:59	SU	Szmyt 35 yd field goal
			12-75 4:04, BC 3 - SU 3
	00:24	BC	Jurkovec 20 yd pass (Boumerhi kick)
			3-66 0:40, BC 10 - SU 3
3rd	06:20	SU	Szmyt 46 yd field goal
			9-50 2:55, BC 10 - SU 6
4th	14:56	BC	Boumerhi 34 yd field goal
			13-58 6:24, BC 13 - SU 6
	02:05	BC	Boumerhi 22 yd field goal
			7-13 4:26, BC 16 - SU 6
	00:21	SU	Morgan 1 yd pass (Szmyt kick)
			8-75 1:44, BC 16 - SU 13

	BC	SU
FIRST DOWNS	21	14
RUSHES-YARDS (NET)	47-191	21-52
PASSING YDS (NET)	208	188
Passes Comp-Att-Int	20-29-0	19-30-1
TOTAL OFFENSE PLAYS-YARDS	76-399	51-240
Fumble Returns-Yards	0-0	0-0
Punt Returns-Yards	3-15	1-24
Kickoff Returns-Yards	0-0	3-71
Interception Returns-Yards	1-2	0-0
Punts (Number-Avg)	4-44.5	5-45.2
Fumbles-Lost	0-0	1-1
Penalties-Yards	7-65	7-69
Possession Time	38:49	21:11
Third-Down Conversions	10 of 19	3 of 11
Fourth-Down Conversions	0 of 0	0 of 0
Red-Zone Scores-Chances	4-5	2-2
Sacks By: Number-Yards	4-20	0-0

RUSHING: Syracuse - Tucker 11-52. Boston College - Bailey 25-125; Levy 17-73.

PASSING: Syracuse - Morgan 19-30-1-188. Boston College - Jurkovec 20-29-0-208.

RECEIVING: Syracuse - Harris 7-61; Queeley 3-49; Lutz 3-35. Boston College - Flowers 6-64; Lewis 1-37; Levy 4-33.

TEAM STATS

Team Statistics	SU	OPP
SCORING	146	249
Points Per Game	18.2	31.1
Points Off Turnovers	40	47
FIRST DOWNS	107	203
Rushing	39	96
Passing	59	89
Penalty	9	18
RUSHING YARDAGE	688	1788
Yards gained rushing	939	1992
Yards lost rushing	251	204
Rushing Attempts	235	375
Average Per Rush	2.9	4.8
Average Per Game	86.0	223.5
TDs Rushing	3	18
PASSING YARDAGE	1422	1926
Comp-Att-Int	126-245-10	173-271-9
Average Per Pass	5.8	7.1
Average Per Catch	11.3	11.1
Average Per Game	177.8	240.8
TDs Passing	12	11
TOTAL OFFENSE	2110	3714
Total Plays	480	646
Average Per Play	4.4	5.7
Average Per Game	263.8	464.2
KICK RETURNS: #-Yards	23-503	12-253
PUNT RETURNS: #-Yards	12-158	20-147
INT RETURNS: #-Yards	9-196	10-131
KICK RETURN AVERAGE	21.9	21.1
PUNT RETURN AVERAGE	13.2	7.3
INT RETURN AVERAGE	21.8	13.1
FUMBLES-LOST	5-4	15-8
PENALTIES-Yards	54-503	55-487
Average Per Game	62.9	60.9
PUNTS-Yards	54-2447	34-1519
Average Per Punt	45.3	44.7
Net punt average	41.9	38.3
KICKOFFS-Yards	30-1883	49-3022
Average Per Kick	62.8	61.7
Net kick average	41.0	39.7
TIME OF POSSESSION/Game	24:36	35:24
3RD-DOWN Conversions	26/109	59/129
3rd-Down Pct	24%	46%
4TH-DOWN Conversions	4/13	8/13
4th-Down Pct	31%	62%
SACKS BY-Yards	13-68	32-191
MISC YARDS	11	0
TOUCHDOWNS SCORED	18	31
FIELD GOALS-ATTEMPTS	7-9	11-18
ON-SIDE KICKS	0-3	0-0
RED-ZONE SCORES	(11-17) 65%	(29-37) 78%
RED-ZONE TOUCHDOWNS	(7-17) 41%	(19-37) 51%
PAT-ATTEMPTS	(17-18) 94%	(28-28) 100%
ATTENDANCE	0	18629
Games/Avg Per Game	5/0	3/6210
Neutral Site Games		0/0

Score by Quarters	1st	2nd	3rd	4th	OT	Total
Syracuse	34	54	27	31	0	146
Opponents	68	65	65	51	0	249



INDIVIDUAL STATS

SEASON

Rushing	gp	att	gain	loss	net	avg	td	lg	avg/g
Tucker, S.	6	82	433	19	414	5.0	3	38	69.0
Lutz, C.	7	32	127	9	118	3.7	0	18	16.9
Johnson, N.	8	5	92	2	90	18.0	0	61	11.2
Jordan, J.	3	29	77	5	72	2.5	0	10	24.0
Pierre, M.	8	21	52	4	48	2.3	0	7	6.0
Devito, T.	4	43	135	112	23	0.5	0	19	5.8
Morgan, J.	3	7	14	26	-12	-1.7	0	14	-4.0
Culpepper, R.	7	16	9	74	-65	-4.1	0	4	-9.3
Total	8	235	939	251	688	2.9	3	61	86.0
Opponents	8	375	1992	204	1788	4.8	18	75	223.5

Passing	gp	effic	comp-att-int	pct	yds	td	lg	avg/g
Culpepper, R.	7	95.41	52-112-7	46.4	584	6	83	83.4
Devito, T.	4	111.47	48-96-2	50.0	593	4	79	148.2
Morgan, J.	3	138.32	26-37-1	70.3	245	2	31	81.7
Total	8	108.18	126-245-10	51.4	1422	12	83	177.8
Opponents	8	130.29	173-271-9	63.8	1926	11	80	240.8

Receiving	gp	no.	yds	avg	td	lg	avg/g
Harris, T.	7	36	507	14.1	4	79	72.4
Queeley, A.	8	27	282	10.4	1	32	35.2
Johnson, N.	8	16	247	15.4	3	83	30.9
Lutz, C.	7	8	56	7.0	0	18	8.0
Jackson, C.	8	8	46	5.8	0	8	5.8
Hackett, A.	8	7	51	7.3	2	13	6.4
Tucker, S.	6	5	71	14.2	0	27	11.8
Jordan, J.	3	5	34	6.8	0	18	11.3
Benson, L.	8	4	59	14.8	2	53	7.4
Johnson, S.	8	4	41	10.2	0	31	5.1
Hendrix, E.	5	3	24	8.0	0	10	4.8
Alford, D.	1	1	3	3.0	0	3	3.0
Pierre, M.	8	1	2	2.0	0	2	0.2
Pena, T.	5	1	-1	-1.0	0	0	-0.2
Total	8	126	1422	11.3	12	83	177.8
Opponents	8	173	1926	11.1	11	80	240.8

Total Offense	g	plays	rush	pass	total	avg/g
Devito, T.	4	139	23	593	616	154.0
Culpepper, R.	7	128	-65	584	519	74.1
Tucker, S.	6	82	414	0	414	69.0
Morgan, J.	3	44	-12	245	233	77.7
Lutz, C.	7	32	118	0	118	16.9
Johnson, N.	8	5	90	0	90	11.2
Jordan, J.	3	29	72	0	72	24.0
Pierre, M.	8	21	48	0	48	6.0
Total	8	480	688	1422	2110	263.8
Opponents	8	646	1788	1926	3714	464.2

CAREER

Rushing	gp	att	gain	loss	net	avg	td	lg	avg/g
Tucker, S.	6	82	433	19	414	5.0	3	38	69.0
Lutz, C.	7	32	127	9	118	3.7	0	18	16.9
Johnson, N.	43	12	126	13	113	9.4	0	61	2.6
Jordan, J.	7	44	185	8	177	4.0	1	18	25.3
Pierre, M.	35	59	193	15	178	3.0	0	13	5.1
Devito, T.	24	178	593	465	128	0.7	3	60	5.3
Morgan, J.	3	7	14	26	-12	-1.7	0	14	-4.0
Culpepper, R.	27	38	97	114	-17	-0.4	0	12	-0.6

Passing	gp	effic	comp-att-int	pct	yds	td	lg	avg/g
Culpepper, R.	27	104.24	97-188-10	51.6	1102	8	83	40.8
Devito, T.	24	128.13	305-520-10	58.7	3478	27	85	144.9
Morgan, J.	3	138.32	26-37-1	70.3	245	2	31	81.7

Receiving	gp	no.	yds	avg	td	lg	avg/g
Harris, T.	31	113	1631	14.4	9	94	52.6
Queeley, A.	18	27	282	10.4	1	32	15.7
Johnson, N.	43	84	979	11.7	7	83	22.8
Lutz, C.	7	8	56	7.0	0	18	8.0
Jackson, C.	9	9	49	5.4	0	8	5.4
Hackett, A.	42	34	299	8.8	9	26	7.1
Tucker, S.	6	5	71	14.2	0	27	11.8
Jordan, J.	7	7	121	17.3	0	81	17.3
Benson, L.	20	12	235	19.6	5	70	11.8
Johnson, S.	19	12	138	11.5	0	34	7.3
Hendrix, E.	5	3	24	8.0	0	10	4.8
Alford, D.	1	1	3	3.0	0	3	3.0
Pierre, M.	35	2	8	4.0	0	6	0.2
Pena, T.	5	1	-1	-1.0	0	0	-0.2

Total Offense	g	plays	rush	pass	total	avg/g
Devito, T.	24	698	128	3478	3606	150.2
Culpepper, R.	27	226	-17	1102	1085	40.2
Tucker, S.	6	82	414	0	414	69.0
Morgan, J.	3	44	-12	245	233	77.7
Lutz, C.	7	32	118	0	118	16.9
Johnson, N.	43	13	113	0	113	2.6
Jordan, J.	7	44	177	0	177	25.3
Pierre, M.	35	59	178	0	178	5.1

Scoring	td	fg	PAT				dxp	saf	pts	td	fg	PAT				dxp	saf	pts
			kick	rush	rcv	pass						kick	rush	rcv	pass			
Szmyt, A.	-	7-9	17-18	-	-	-	-	-	38	-	54-63	117-119	-	-	-	-	-	279
Harris, T.	4	-	-	-	-	-	-	-	24	9	-	-	-	-	-	-	-	54
Johnson, N.	3	-	-	-	-	-	-	-	18	7	-	-	-	-	-	-	-	42
Tucker, S.	3	-	-	-	-	-	-	-	18	3	-	-	-	-	-	-	-	18
Benson, L.	2	-	-	-	-	-	-	-	12	5	-	-	-	-	-	-	-	30
Hackett, A.	2	-	-	-	-	-	-	-	12	9	-	-	-	-	-	-	-	54
Williams, G.	1	-	-	-	-	-	-	-	6	1	-	-	-	-	-	-	-	6
Williams, T.	1	-	-	-	-	-	-	-	6	3	-	-	-	-	-	-	-	18
Queeley, A.	1	-	-	-	-	-	-	-	6	1	-	-	-	-	-	-	-	6
Cantin-Arku, G.	1	-	-	-	-	-	-	-	6	1	-	-	-	-	-	-	-	6
Total	18	7-9	17-18	-	-	-	-	-	146									
Opponents	31	11-18	28-28	1-2	-	0-1	-	-	249									

INDIVIDUAL STATS

SEASON

CAREER

Punt Returns	no.	yds	avg	td	lg	no.	yds	avg	td	lg
Johnson, N.	11	142	12.9	0	26	13	150	11.5	0	26
Tuazama, D.	1	16	16.0	0	0	1	16	16.0	0	0
Total	12	158	13.2	0	26					
Opponents	20	147	7.3	0	38					

Kick Returns	no.	yds	avg	td	lg	no.	yds	avg	td	lg
Johnson, N.	14	321	22.9	0	49	25	538	21.5	0	49
Pena, T.	4	96	24.0	0	27	4	96	24.0	0	27
Pierre, M.	2	53	26.5	0	27	6	149	24.8	0	31
Hackett, A.	2	11	5.5	0	7	8	92	11.5	0	23
Jordan, J.	1	22	22.0	0	22	5	136	27.2	0	48
Total	23	503	21.9	0	49					
Opponents	12	253	21.1	0	49					

Interceptions	no.	yds	avg	td	lg	no.	yds	avg	td	lg
Jones, M.	3	14	4.7	0	12	3	14	4.7	0	12
Carter, J.	1	23	23.0	0	23	1	23	23.0	0	23
Hanna, R.	1	0	0.0	0	0	1	0	0.0	0	0
Williams, G.	1	39	39.0	1	39	1	39	39.0	1	39
Williams, T.	1	90	90.0	1	47	4	134	33.5	1	47
Cisco, A.	1	29	29.0	0	29	13	143	11.0	1	48
Black, J.	1	1	1.0	0	1	1	1	1.0	0	1
Total	9	196	21.8	2	47					
Opponents	10	131	13.1	1	40					

Fumble Returns	no.	yds	avg	td	lg	no.	yds	avg	td	lg
Cantin-Arku, G.	1	28	28.0	1	28	1	28	28.0	1	28
Total	1	28	28.0	1	28					
Opponents	1	21	21.0	1	21					

All Purpose	g	rush	rcv	pr	kr	ir	total	avg/g	g	rush	rcv	pr	kr	ir	total	avg/g
Johnson, N.	8	90	247	142	321	0	800	100.0	43	113	979	150	538	0	1780	41.4
Harris, T.	7	0	507	0	0	0	507	72.4	31	25	1631	0	0	0	1656	53.4
Tucker, S.	6	414	71	0	0	0	485	80.8	6	414	71	0	0	0	485	80.8
Queeley, A.	8	0	282	0	0	0	282	35.2	18	0	282	0	0	0	282	15.7
Lutz, C.	7	118	56	0	0	0	174	24.9	7	118	56	0	0	0	174	24.9
Jordan, J.	3	72	34	0	22	0	128	42.7	7	177	121	0	136	0	434	62.0
Pierre, M.	8	48	2	0	53	0	103	12.9	35	178	8	0	149	0	335	9.6
Pena, T.	5	0	-1	0	96	0	95	19.0	5	0	-1	0	96	0	95	19.0
Williams, T.	5	0	0	0	0	90	90	18.0	28	0	0	21	0	134	155	5.5
Hackett, A.	8	0	51	0	11	0	62	7.8	42	3	299	0	92	0	394	9.4
Benson, L.	8	0	59	0	0	0	59	7.4	20	0	235	0	0	0	235	11.8
Jackson, C.	8	0	46	0	0	0	46	5.8	9	0	49	0	0	0	49	5.4
Johnson, S.	8	0	41	0	0	0	41	5.1	19	0	138	0	0	0	138	7.3
Williams, G.	8	0	0	0	0	39	39	4.9	12	0	0	0	0	39	39	3.2
Cisco, A.	2	0	0	0	0	29	29	14.5	24	0	0	0	0	143	143	6.0
Hendrix, E.	5	0	24	0	0	0	24	4.8	5	0	24	0	0	0	24	4.8
Carter, J.	8	0	0	0	0	23	23	2.9	8	0	0	0	0	23	23	2.9
Devito, T.	4	23	0	0	0	0	23	5.8	24	128	4	0	0	0	132	5.5
Tuazama, D.	6	0	0	16	0	0	16	2.7	7	0	0	16	0	0	16	2.3
Jones, M.	8	0	0	0	0	14	14	1.8	20	0	0	0	0	14	14	0.7
Alford, D.	1	0	3	0	0	0	3	3.0	1	0	3	0	0	0	3	3.0
Black, J.	8	0	0	0	0	1	1	0.1	45	0	0	0	0	1	1	0.0
Morgan, J.	3	-12	0	0	0	0	-12	-4.0	3	-12	0	0	0	0	-12	-4.0
Culpepper, R.	7	-65	0	0	0	0	-65	-9.3	27	-17	0	0	0	0	-17	-0.6
Total	8	688	1422	158	503	196	2967	370.9								
Opponents	8	1788	1926	147	253	131	4245	530.6								

Field Goals	att	good	long	blkd	att	good	long	blkd
Szmyt, A.	9	7	48	0	63	54	54	0
Total	9	7	48	0				
Opponents	18	11	45	1				

SEASON

CAREER

Punting	no.	yds	avg	lg	blk	no.	yds	avg	lg	blk
Cooney, N.	54	2447	45.3	64	0	54	2447	45.3	64	0
Total	54	2447	45.3	64	0					
Opponents	34	1519	44.7	64	1					

Kickoffs	no.	yds	avg	tb	ob	no.	yds	avg	tb	ob
Cooney, N.	30	1883	62.8	16	1	34	2110	62.1	17	2
Total	30	1883	62.8	16	1					
Opponents	49	3022	61.7	23	1					

##	Defensive Leaders	gp	ua	a	total	tfl	sack	int	pbu	fr	ff	blk	gp	ua	a	total	tfl	sack	int	pbu	fr	ff	blk
1J	Jones, M.	8	33	23	56	1.0	.	3	1	2	2	.	20	52	42	94	3.0	0.5	3	2	2	2	.
31	Cantin-Arku, G.	8	40	10	50	2.0	.	.	1	1	1	.	17	41	10	51	2.0	.	.	1	1	1	.
1W	Williams, G.	8	40	9	49	3.0	1.0	1	6	.	.	.	12	40	9	49	3.0	1.0	1	6	.	.	.
1H	Hanna, R.	6	34	9	43	1.0	.	1	.	1	.	.	6	34	9	43	1.0	.	1	.	1	.	.
1B	Carter, J.	8	30	11	41	1.0	.	1	2	.	.	.	8	30	11	41	1.0	.	1	2	.	.	.
2	Melifonwu, I.	8	26	8	34	0.0	.	.	7	.	.	.	26	55	12	67	2.0	.	2	21	.	.	.
85	Black, J.	8	18	15	33	3.0	2.0	1	45	61	54	115	17.0	7.5	1	1	2	.	2
21	Kpogba, L.	8	22	7	29	2.0	1.0	19	22	8	30	2.0	1.0
0	Williams, M.	8	19	9	28	6.0	1.0	47	55	37	92	16.0	2.5	.	.	1	.	.
9	Jonathan, K.	8	20	6	26	2.5	2.0	.	2	.	1	.	41	45	30	75	13.0	9.5	.	3	2	3	.
6	Williams, T.	5	15	9	24	1.0	.	1	4	.	.	.	28	65	28	93	3.5	.	4	6	1	3	.
42	Richards, T.	6	13	10	23	3.5	2.0	.	1	.	1	1	29	32	21	53	9.5	6.0	1	2	1	1	1
32	Wax, M.	8	16	6	22	3.0	1.0	8	16	6	22	3.0	1.0
27	Thompson, S.	7	11	9	20	2.5	1.0	.	.	.	1	.	7	11	9	20	2.5	1.0	.	.	.	1	.
97	Roscoe, C.	8	9	7	16	4.0	1.0	.	.	1	1	.	8	9	7	16	4.0	1.0	.	.	1	1	.
26	Greenwood, A.	7	13	1	14	0.0	.	.	3	.	.	.	8	13	1	14	0.0	.	.	3	.	.	.
17	Linton, S.	6	9	4	13	0.5	.	.	.	1	.	.	9	9	6	15	0.5	.	.	.	1	.	.
52	Harper, C.	8	8	4	12	0.5	20	15	11	26	2.5	2.0
7	Cisco, A.	2	7	4	11	0.5	.	1	24	94	42	136	2.0	.	13	16	1	2	.
93	Okechukwu, C.	8	6	3	9	0.0	9	6	3	9	0.0
28	Labrosse, B.	6	6	1	7	0.0	6	6	1	7	0.0
88	Tuazama, D.	6	5	2	7	2.0	.	.	1	.	1	.	7	5	4	9	2.0	.	.	1	.	.	1
20	Jonas, C.	3	4	1	5	1.0	1.0	.	.	.	1	.	3	4	1	5	1.0	1.0	.	.	.	1	.
2S	Strickland, K.	8	4	1	5	0.0	38	9	3	12	0.0
34	Coley, E.	1	2	2	4	0.0	19	34	24	58	1.0	.	1	2	.	.	.
15	Nunn, N.	4	3	.	3	0.0	4	3	.	3	0.0
89	Hackett, A.	8	3	.	3	0.0	42	3	.	3	0.0
19	Johnson, S.	8	3	.	3	0.0	19	3	.	3	0.0
16	Lowery, L.	2	2	1	3	0.0	2	2	1	3	0.0
53	Darton, K.	3	2	.	2	0.0	3	2	.	2	0.0
3	Harris, T.	7	2	.	2	0.0	31	2	.	2	0.0
24	Lutz, C.	7	1	.	1	0.0	7	1	.	1	0.0
87	Benson, L.	8	1	.	1	0.0	20	1	2	3	0.0
4	Johnson, N.	8	1	.	1	0.0	43	3	.	3	0.0
18	Hendrix, E.	5	1	.	1	0.0	5	1	.	1	0.0
81	Barron, J.	8	1	.	1	0.0	8	1	.	1	0.0
92	Cooney, N.	8	1	.	1	0.0	10	1	.	1	0.0
80	Jones, I.	7	1	.	1	0.0	.	.	.	1	.	.	7	1	.	1	0.0	.	.	.	1	.	.
50	Bolinsky, A.	8	.	.	.	0.0	.	.	.	1	.	.	27	3	1	4	0.0	.	.	.	1	1	.
99	Morton, Z.	1	.	.	.	0.0	5	.	.	.	0.0
	Total	8	432	172	604	40	13	9	28	8	8	2											
	Opponents	8	301	130	431	65	32	10	24	4	3	1											

SYRACUSE GAME-BY-GAME

Date	Opponent	Rushing				Receiving				Passing				Kick Returns				Punt Returns				tot off
		no.	yds	td	lg	no.	yds	td	lg	cmp-att-int	yds	td	lg	no.	yds	td	lg	no.	yds	td	lg	
Sep 12	at North Carolina	35	68	0	15	16	134	0	22	16-38-1	134	0	22	0	0	0	0	2	33	0	26	202
Sep 19	at Pitt	34	51	0	12	13	120	1	69	13-24-1	120	1	69	3	52	0	22	2	25	0	17	171
Sep 26	GEORGIA TECH	41	163	2	38	13	194	2	46	13-24-1	194	2	46	4	86	0	49	1	13	0	13	357
Oct 10	DUKE	23	28	0	16	14	258	2	79	14-29-0	258	2	79	3	51	0	27	1	2	0	2	286
Oct 17	LIBERTY	27	97	0	20	19	211	3	32	19-40-1	211	3	32	6	151	0	33	1	7	0	7	308
Oct 24	at Clemson	32	150	1	61	10	175	1	83	10-26-3	175	1	83	1	24	0	24	3	28	0	10	325
Oct 31	WAKE FOREST	22	79	0	18	22	142	2	31	22-34-2	142	2	31	3	68	0	25	1	26	0	26	221
Nov 07	BOSTON COLLEGE	21	52	0	15	19	188	1	31	19-30-1	188	1	31	3	71	0	29	1	24	0	24	240
Syracuse		235	688	3	61	126	1422	12	83	126-245-10	1422	12	83	23	503	0	49	12	158	0	26	2110
Opponents		375	1788	18	75	173	1926	11	80	173-271-9	1926	11	80	12	253	0	49	20	147	0	38	3714

Games: 8 • Avg/rush: 2.9 • Avg/catch: 11.3 • Pass effc: 108.18 • KR avg: 21.9 • PR avg: 13.2 • All purpose avg/game: 370.9 • Total offense avg/gm: 263.8

Date	Opponent	Tackles				Sacks no-yds	Fumble		Pass Defense			blkd kick	PAT Attempts			off		
		ua	a	total	tfl-yds		ff	fr-yds	int-yds	qbh	brup		kick	rush	rcv	saf	t/o	pts
Sep 12	at North Carolina	48	30	78	8.0-25	2.0-12	0	1-0	2-29	2	4	0	0-0	0	0	0	6	6
Sep 19	at Pitt	48	22	70	8.0-29	3.0-13	2	1-0	1-12	4	1	0	1-1	0	0	0	3	10
Sep 26	GEORGIA TECH	55	20	75	4.0-21	1.0-8	1	1-0	4-114	9	4	1	4-5	0	0	0	17	37
Oct 10	DUKE	71	26	97	2.0-9	2.0-7	3	3-28	1-2	1	5	0	3-3	0	0	0	7	24
Oct 17	LIBERTY	38	36	74	5.0-19	2.0-12	1	2-0	0-0	0	1	0	3-3	0	0	0	0	21
Oct 24	at Clemson	55	12	67	4.0-27	1.0-2	1	0-0	1-39	2	9	1	3-3	0	0	0	7	21
Oct 31	WAKE FOREST	57	14	71	6.0-24	2.0-14	0	0-0	0-0	4	3	0	2-2	0	0	0	0	14
Nov 07	BOSTON COLLEGE	60	12	72	3.0-8	0.0-0	0	0-0	0-0	2	1	0	1-1	0	0	0	0	13
Syracuse		432	172	604	40.0-162	13.0-68	8	8-28	9-196	24	28	2	17-18	0	0	0	40	146
Opponents		301	130	431	65.0-253	32.0-191	3	4-21	10-131	17	24	1	28-28	1	0	0	47	249

		Punting									Field Goals			Kickoffs				
Date	Opponent	no.	yds	avg	long	blkd	tb	fc	50+	i20	md-att	long	blkd	no.	yds	avg	tb	ob
Sep 12	at North Carolina	9	430	47.8	58	0	0	3	4	0	2-3	37	0	3	186	62.0	0	0
Sep 19	at Pitt	6	263	43.8	53	0	1	1	1	2	1-1	26	0	3	186	62.0	2	1
Sep 26	GEORGIA TECH	6	295	49.2	55	0	0	1	4	1	1-2	47	0	7	442	63.1	4	0
Oct 10	DUKE	8	375	46.9	64	0	1	1	4	2	1-1	48	0	5	296	59.2	3	0
Oct 17	LIBERTY	6	279	46.5	52	0	0	3	2	6	0-0	0	0	3	192	64.0	1	0
Oct 24	at Clemson	7	282	40.3	56	0	0	3	1	3	0-0	0	0	4	256	64.0	2	0
Oct 31	WAKE FOREST	7	297	42.4	53	0	0	3	3	3	0-0	0	0	2	130	65.0	1	0
Nov 07	BOSTON COLLEGE	5	226	45.2	63	0	0	0	1	1	2-2	46	0	3	195	65.0	3	0
Syracuse		54	2447	45.3	64	0	2	15	20	18	7-9	48	0	30	1883	62.8	16	1
Opponents		34	1519	44.7	64	1	3	10	10	8	11-18	45	1	49	3022	61.7	23	1

OPPONENT GAME-BY-GAME

Date	Opponent	Rushing				Receiving				Passing				Kick Returns				Punt Returns				tot off
		no.	yds	td	lg	no.	yds	td	lg	cmp-att-int	yds	td	lg	no.	yds	td	lg	no.	yds	td	lg	
Sep 12	at North Carolina	35	160	3	45	26	303	1	38	26-35-2	303	1	38	3	59	0	28	6	93	0	38	463
Sep 19	at Pitt	44	127	1	14	25	215	2	27	25-36-1	215	2	27	0	0	0	0	1	-6	0	0	342
Sep 26	GEORGIA TECH	52	275	2	30	15	178	1	40	15-32-4	178	1	40	3	44	0	16	5	42	0	18	453
Oct 10	DUKE	63	363	2	50	23	282	2	52	23-39-1	282	2	52	1	17	0	17	2	5	0	3	645
Oct 17	LIBERTY	48	338	4	75	16	182	1	36	16-20-0	182	1	36	2	41	0	21	1	-5	0	0	520
Oct 24	at Clemson	37	147	3	25	29	308	2	25	29-47-1	308	2	25	2	73	0	49	0	0	0	0	455
Oct 31	WAKE FOREST	49	187	3	20	19	250	1	80	19-33-0	250	1	80	1	19	0	19	2	3	0	4	437
Nov 07	BOSTON COLLEGE	47	191	0	21	20	208	1	39	20-29-0	208	1	39	0	0	0	0	3	15	0	11	399
Opponents		375	1788	18	75	173	1926	11	80	173-271-9	1926	11	80	12	253	0	49	20	147	0	38	3714
Syracuse		235	688	3	61	126	1422	12	83	126-245-10	1422	12	83	23	503	0	49	12	158	0	26	2110

Games: 8 • Avg/rush: 4.8 • Avg/catch: 11.1 • Pass effic: 130.29 • KR avg: 21.1 • PR avg: 7.3 • All purpose avg/game: 530.6 • Total offense avg/gm: 464.2

Date	Opponent	Tackles				Sacks	Fumble		Pass Defense			blkd kick	PAT Attempts			off		
		ua	a	total	tfl-yds		ff	fr-yds	int-yds	qbh	brup		kick	rush	rcv	saf	t/o	pts
Sep 12	at North Carolina	41	20	61	11.0-43	7.0-37	0	0-0	1-26	9	5	0	4-4	0	0	0	0	31
Sep 19	at Pitt	36	22	58	13.0-50	7.0-40	0	1-0	1-0	1	1	0	3-3	0	0	0	7	21
Sep 26	GEORGIA TECH	49	10	59	6.0-15	1.0-7	0	0-0	1-5	2	1	1	2-2	0	0	0	6	20
Oct 10	DUKE	29	20	49	9.0-38	6.0-34	0	0-0	0-0	1	1	0	3-3	1	0	0	0	38
Oct 17	LIBERTY	38	22	60	6.0-36	3.0-24	0	0-0	1-0	0	7	0	5-5	0	0	0	7	38
Oct 24	at Clemson	30	26	56	7.0-17	2.0-10	1	1-21	3-66	3	2	0	5-5	0	0	0	17	47
Oct 31	WAKE FOREST	39	6	45	6.0-27	2.0-19	1	1-0	2-32	1	4	0	5-5	0	0	0	7	38
Nov 07	BOSTON COLLEGE	39	4	43	7.0-27	4.0-20	1	1-0	1-2	0	3	0	1-1	0	0	0	3	16
Opponents		301	130	431	65.0-253	32.0-191	3	4-21	10-131	17	24	1	28-28	1	0	0	47	249
Syracuse		432	172	604	40.0-162	13.0-68	8	8-28	9-196	24	28	2	17-18	0	0	0	40	146

		Punting										Field Goals			Kickoffs				
Date	Opponent	no.	yds	avg	long	blkd	tb	fc	50+	i20	md-att	long	blkd	no.	yds	avg	tb	ob	
Sep 12	at North Carolina	4	182	45.5	57	0	0	1	2	1	1-2	31	0	6	390	65.0	6	0	
Sep 19	at Pitt	4	157	39.2	43	0	0	1	0	0	0-2	0	0	4	256	64.0	1	0	
Sep 26	GEORGIA TECH	7	345	49.3	64	0	0	3	3	3	0-1	0	1	4	204	51.0	0	0	
Oct 10	DUKE	1	47	47.0	47	0	0	0	0	0	3-3	45	0	8	467	58.4	3	0	
Oct 17	LIBERTY	4	173	43.2	47	0	0	1	0	0	1-1	20	0	7	420	60.0	1	0	
Oct 24	at Clemson	6	268	44.7	64	1	1	0	4	2	2-3	36	0	8	519	64.9	7	0	
Oct 31	WAKE FOREST	4	169	42.2	47	0	0	3	0	1	1-1	33	0	7	446	63.7	4	0	
Nov 07	BOSTON COLLEGE	4	178	44.5	56	0	2	1	1	1	3-5	34	0	5	320	64.0	1	1	
Opponents		34	1519	44.7	64	1	3	10	10	8	11-18	45	1	49	3022	61.7	23	1	
Syracuse		54	2447	45.3	64	0	2	15	20	18	7-9	48	0	30	1883	62.8	16	1	

PASSING GAME-BY-GAME

#1C Culpepper, R.	Comp	Att	Int	Pct	Yards	TD	Long	Sacked	Effic
North Carolina	3	7	1	42.9	22	0	10	0-0	40.69
Pitt	4	9	0	44.4	88	1	69	0-0	163.24
Duke	1	3	0	33.3	3	0	3	1-9	41.73
Liberty	19	40	1	47.5	211	3	32	3-24	111.56
Clemson	10	26	3	38.5	175	1	83	2-10	84.62
Wake Forest	15	27	2	55.6	85	1	21	2-19	79.41
TOTALS	52	112	7	46.4	584	6	83	8-62	95.41

#13 Devito, T.	Comp	Att	Int	Pct	Yards	TD	Long	Sacked	Effic
North Carolina	13	31	0	41.9	112	0	22	7-37	72.28
Pitt	9	15	1	60.0	32	0	10	7-40	64.59
Georgia Tech	13	24	1	54.2	194	2	46	1-7	141.23
Duke	13	26	0	50.0	255	2	79	5-25	157.77
TOTALS	48	96	2	50.0	593	4	79	20-109	111.47

#1M Morgan, J.	Comp	Att	Int	Pct	Yards	TD	Long	Sacked	Effic
Wake Forest	7	7	0	100.0	57	1	31	0-0	215.54
Boston College	19	30	1	63.3	188	1	31	4-20	120.31
TOTALS	26	37	1	70.3	245	2	31	4-20	138.32

RUSHING GAME-BY-GAME

RUSHING	No-Yds/TD	NC	UP	GT	DU	LIBERTY	CU	WF	BC
Tucker, S. RB	82-414/3	DNP	4-23/0	24-112/2	12-53/0	21-111/0	10-63/1	DNP	11-52/0
Lutz, C. RB	32-118/0	DNP	-	3-10/0	-	2-9/0	10-15/0	15-81/0	2-3/0
Johnson, N. WR	5-90/0	-	-	-	-	-	2-59/0	2-22/0	1-9/0
Jordan, J. RB	29-72/0	14-26/0	13-40/0	2-6/0	DNP	DNP	DNP	DNP	DNP
Pierre, M. RB	21-48/0	5-12/0	1-0/0	7-19/0	1-3/0	-	6-16/0	1-2/0	-
Devito, T. QB	43-23/0	16-30/0	14-11/0	4-23/0	9-19/0	DNP	DNP	DNP	DNP
Morgan, J. QB	7-12/0	DNP	DNP	DNP	DNP	DNP	-	-	7-12/0
Culpepper, R. QB	16-65/0	-	2-1/0	1-7/0	1-9/0	4-23/0	4-3/0	4-22/0	DNP

RECEIVING GAME-BY-GAME

RECEIVING	No-Yds/TD	NC	UP	GT	DU	LIBERTY	CU	WF	BC
Harris, T. WR	36-507/4	5-64/0	3-72/1	3-64/1	6-138/1	9-96/1	DNP	3-12/0	7-61/0
Queeley, A. WR	27-282/1	4-37/0	3-18/0	1-15/0	2-15/0	5-77/1	5-58/0	4-13/0	3-49/0
Johnson, N. WR	16-247/3	2-12/0	3-13/0	4-87/1	1-6/0	2-17/0	1-83/1	2-25/1	1-4/0
Tucker, S. RB	5-71/0	DNP	-	1-0/0	2-37/0	-	-	DNP	2-34/0
Benson, L. TE	4-59/2	-	-	1-1/0	1-53/1	-	-	1-3/1	1-2/0
Lutz, C. RB	8-56/0	DNP	-	-	-	1-4/0	-	4-25/0	3-35/0
Hackett, A. TE	7-51/2	-	-	1-10/0	1-10/0	2-25/1	-	1-3/0	2-3/1
Jackson, C. WR	8-46/0	1-7/0	3-15/0	-	-	-	-	4-24/0	-
Johnson, S. WR	4-41/0	1-3/0	-	-	-	-	1-10/0	2-34/0	-
Jordan, J. RB	5-34/0	3-17/0	-	2-17/0	DNP	DNP	DNP	DNP	DNP
Hendrix, E. WR	3-24/0	DNP	DNP	-	-	-	3-24/0	-	DNP
Alford, D. WR	1-3/0	DNP	DNP	DNP	DNP	DNP	DNP	1-3/0	DNP
Pierre, M. RB	1-2/0	-	1-2/0	-	-	-	-	-	-
Pena, T. WR	1-1/0	DNP	DNP	DNP	1-1/0	-	-	-	-

RETURNS GAME-BY-GAME

PUNT RETURNS	No-Yds	NC	UP	GT	DU	LIBERTY	CU	WF	BC
Johnson, N.	11-142	2-33	2-25	1-13	1-2	1-7	2-12	1-26	1-24
Tuazama, D.	1-16	-	-	-	-	-	1-16	DNP	DNP

KICK RETURNS	No-Yds	NC	UP	GT	DU	LIBERTY	CU	WF	BC
Johnson, N.	14-321	-	2-30	2-75	3-51	3-71	-	2-48	2-46
Pena, T.	4-96	DNP	DNP	DNP	-	1-27	1-24	1-20	1-25
Pierre, M.	2-53	-	-	-	-	2-53	-	-	-
Jordan, J.	1-22	-	1-22	-	DNP	DNP	DNP	DNP	DNP
Hackett, A.	2-11	-	-	2-11	-	-	-	-	-

INT. RETURNS	No-Yds	NC	UP	GT	DU	LIBERTY	CU	WF	BC
Jones, M.	3-14	1-0	1-12	-	1-2	-	-	-	-
Williams, T.	1-90	-	-	1-90	-	-	DNP	DNP	DNP
Carter, J.	1-23	-	-	1-23	-	-	-	-	-
Williams, G.	1-39	-	-	-	-	-	1-39	-	-
Hanna, R.	1-0	DNP	DNP	1-0	-	-	-	-	-
Black, J.	1-1	-	-	1-1	-	-	-	-	-
Cisco, A.	1-29	1-29	-	DNP	DNP	DNP	DNP	DNP	DNP

TACKLES GAME-BY-GAME

Total Tackles	UA-A	Total	NC	UP	GT	DU	LIBERTY	CU	WF	BC
Jones, M. LB	33-23	56	4-2	3-2	2-3	7-6	2-6	6-1	4-1	5-2
Cantin-Arku, G. LB	40-10	50	7-1	5-2	6-1	8-2	4-1	3-1	3-1	4-1
Williams, G. DB	40-9	49	6-3	5-1	2-0	4-0	4-1	6-2	9-0	4-2
Hanna, R. DB	34-9	43	DNP	DNP	7-2	8-4	2-1	5-0	5-1	7-1
Carter, J. DB	30-11	41	0-1	7-2	5-3	2-1	4-1	4-1	3-1	5-1
Melifonwu, I. DB	26-8	34	4-1	3-0	3-1	5-2	-	5-1	2-1	4-2
Black, J. DL	18-15	33	2-3	3-2	1-0	3-0	1-7	2-2	3-0	3-1
Kpogba, L. LB	22-7	29	2-1	-	5-0	1-0	4-2	3-1	2-2	5-1
Williams, M. DL	19-9	28	0-2	1-2	2-1	4-1	2-2	3-1	2-0	5-0
Jonathan, K. DL	20-6	26	3-1	2-0	0-1	5-1	1-1	-	4-2	5-0
Williams, T. DB	15-9	24	1-2	4-4	3-2	4-0	3-1	DNP	DNP	DNP
Richards, T. LB	13-10	23	DNP	2-1	1-0	DNP	2-7	2-0	3-2	3-0
Wax, M. LB	16-6	22	3-0	2-0	1-2	3-2	1-1	2-0	3-1	1-0
Thompson, S. LB	11-9	20	2-5	3-2	2-0	DNP	0-1	3-0	1-0	0-1
Roscoe, C. DL	9-7	16	-	1-1	3-0	1-3	1-1	1-0	0-2	2-0
Greenwood, A. DB	13-1	14	DNP	-	1-1	1-0	4-0	2-0	3-0	2-0
Linton, S. LB	9-4	13	2-2	DNP	2-1	3-1	DNP	1-0	-	1-0
Harper, C. DL	8-4	12	0-1	-	1-1	2-0	0-1	1-1	2-0	2-0
Cisco, A. DB	7-4	11	1-2	6-2	DNP	DNP	DNP	DNP	DNP	DNP
Okechukwu, C. DL	6-3	9	-	0-1	1-1	1-1	-	1-0	2-0	1-0
Tuazama, D. DL	5-2	7	2-0	-	1-0	2-1	-	0-1	DNP	DNP
Labrosse, B. DB	6-1	7	2-0	DNP	DNP	2-0	0-1	1-0	1-0	-
Jonas, C. DB	4-1	5	DNP	DNP	2-0	1-0	1-1	DNP	DNP	DNP
Strickland, K. DB	4-1	5	0-1	-	-	1-0	-	1-0	2-0	-
Coley, E. DB	2-2	4	2-2	DNP	DNP	DNP	DNP	DNP	DNP	DNP
Hackett, A.	3-0	3	1-0	-	1-0	-	-	1-0	-	-
Lowery, L. LB	2-1	3	DNP	DNP	DNP	2-1	-	DNP	DNP	DNP
Nunn, N. DB	3-0	3	2-0	-	1-0	-	DNP	DNP	DNP	DNP
Johnson, S.	3-0	3	1-0	-	1-0	-	-	1-0	-	-
Darton, K. DL	2-0	2	DNP	DNP	DNP	DNP	DNP	-	2-0	-
Harris, T.	2-0	2	-	-	1-0	-	-	DNP	-	1-0
Benson, L.	1-0	1	-	1-0	-	-	-	-	-	-
Barron, J.	1-0	1	-	-	-	-	1-0	-	-	-
Johnson, N.	1-0	1	-	-	-	-	-	1-0	-	-
Cooney, N.	1-0	1	1-0	-	-	-	-	-	-	-
Hendrix, E.	1-0	1	DNP	DNP	-	-	1-0	-	-	DNP
Lutz, C.	1-0	1	DNP	-	-	1-0	-	-	-	-
Jones, I.	1-0	1	DNP	-	-	-	-	-	1-0	-

TACKLES FOR LOSS GAME-BY-GAME

TACKLES FOR LOSS	UA-A	Total	NC	UP	GT	DU	LIBERTY	CU	WF	BC
Williams, M. DL	6-0	6.0	-	-	1.0-2	1.0-2	-	2.0-9	1.0-5	1.0-2
Roscoe, C. DL	4-0	4.0	-	1.0-10	2.0-15	-	-	-	-	1.0-2
Richards, T. LB	3-1	3.5	DNP	1.0-8	-	DNP	-	1.0-13	1.5-8	-
Black, J. DL	2-2	3.0	2.0-8	1.0-1	-	-	-	-	-	-
Williams, G. DB	3-0	3.0	-	-	-	-	-	1.0-5	1.0-7	1.0-4
Wax, M. LB	3-0	3.0	1.0-1	1.0-1	-	-	1.0-7	-	-	-
Thompson, S. LB	2-1	2.5	0.5-1	1.0-4	-	DNP	-	-	1.0-2	-
Jonathan, K. DL	2-1	2.5	1.0-5	-	-	-	1.0-3	-	0.5-0	-
Cantin-Arku, G. LB	2-0	2.0	-	2.0-4	-	-	-	-	-	-
Kpogba, L. LB	2-0	2.0	-	-	-	-	1.0-5	-	1.0-2	-
Tuazama, D. DL	2-0	2.0	2.0-6	-	-	-	-	-	DNP	DNP
Carter, J. DB	1-0	1.0	-	1.0-1	-	-	-	-	-	-
Hanna, R. DB	1-0	1.0	DNP	DNP	1.0-4	-	-	-	-	-
Jones, M. LB	1-0	1.0	-	-	-	-	1.0-2	-	-	-
Jonas, C. DB	1-0	1.0	DNP	DNP	-	1.0-7	-	DNP	DNP	DNP
Williams, T. DB	1-0	1.0	-	-	-	-	1.0-2	DNP	DNP	DNP
Harper, C. DL	0-1	0.5	0.5-1	-	-	-	-	-	-	-
Linton, S. LB	0-1	0.5	0.5-2	DNP	-	-	DNP	-	-	-
Cisco, A. DB	0-1	0.5	0.5-1	-	DNP	DNP	DNP	DNP	DNP	DNP

SACKS GAME-BY-GAME

SACKS	UA-A	Total	NC	UP	GT	DU	LIBERTY	CU	WF	BC
Jonathan, K. DL	2-0	2.0	1.0-5	-	-	1.0-0	-	-	-	-
Richards, T. LB	2-0	2.0	DNP	1.0-8	-	DNP	-	-	1.0-7	-
Black, J. DL	2-0	2.0	1.0-7	1.0-1	-	-	-	-	-	-
Roscoe, C. DL	1-0	1.0	-	-	1.0-8	-	-	-	-	-
Jonas, C. DB	1-0	1.0	DNP	DNP	-	1.0-7	-	DNP	DNP	DNP
Kpogba, L. LB	1-0	1.0	-	-	-	-	1.0-5	-	-	-
Williams, G. DB	1-0	1.0	-	-	-	-	-	-	1.0-7	-
Williams, M. DL	1-0	1.0	-	-	-	-	-	1.0-2	-	-
Thompson, S. LB	1-0	1.0	-	1.0-4	-	DNP	-	-	-	-
Wax, M. LB	1-0	1.0	-	-	-	-	1.0-7	-	-	-

KICKING GAME-BY-GAME

Opponent	Andre Szmyt FG-FGA/Yds (Miss)	PATs
North Carolina	2-3/37, (29), 24	0-0
Pittsburgh	1-1/26	1-1
Georgia Tech	1-2/47, (53)	4-5
Duke	1-1/48	3-3
Liberty	0-0/NA	3-3
Clemson	0-0/NA	3-3
Wake Forest	0-0/NA	2-2
Boston College	2-2/35, 46	1-1

PUNTING GAME-BY-GAME

Opponent	Nolan Cooney No. - Yds - Avg. - I20
North Carolina	9 - 430 - 47.8 - 0
Pittsburgh	6 - 263 - 43.8 - 2
Georgia Tech	6 - 295 - 49.2 - 1
Duke	8 - 375 - 46.9 - 2
Liberty	6 - 279 - 46.5 - 6
Clemson	7 - 282 - 40.3 - 3
Wake Forest	7 - 297 - 42.4 - 3
Boston College	5 - 226 - 45.2 - 1

LONG PLAYS

25-YARD PLUS PLAYS

Yds	Type	Player(s)	Opponent
83*	Pass	Johnson, N. from Culpepper, R.	Clemson
79*	Pass	Harris, T. from Devito, T.	Duke
69*	Pass	Harris, T. from Culpepper, R.	Pitt
66*	INT	Carter, J.+Williams, T.	Georgia Tech
61	Rush	Johnson, N.	Clemson
53*	Pass	Benson, L. from Devito, T.	Duke
49	KR	Johnson, N.	Georgia Tech
47	INT	Williams, T.	Georgia Tech
46*	Pass	Harris, T. from Devito, T.	Georgia Tech
43*	Pass	Johnson, N. from Devito, T.	Georgia Tech
39*	INT	Williams, G.	Clemson
38*	Rush	Tucker, S.	Georgia Tech
36	Pass	Johnson, N. from Devito, T.	Georgia Tech
33	KR	Johnson, N.	Liberty
32	Pass	Queeley, A. from Culpepper, R.	Liberty
31	Pass	Queeley, A. from Morgan, J.	Boston College
31	Pass	Johnson, S. from Morgan, J.	Wake Forest
29	KR	Johnson, N.	Boston College
29	INT	Cisco, A.	North Carolina
28*	FR	Cantin-Arku, G.	Duke
27	KR	Pierre, M.	Liberty
27	KR	Johnson, N.	Duke
27	KR	Pena, T.	Liberty
27	Pass	Tucker, S. from Devito, T.	Duke
26	PR	Johnson, N.	Wake Forest
26	PR	Johnson, N.	North Carolina
26	Pass	Tucker, S. from Morgan, J.	Boston College
26	KR	Pierre, M.	Liberty
26	KR	Johnson, N.	Georgia Tech
25	KR	Johnson, N.	Wake Forest
25	KR	Pena, T.	Boston College

* touchdown scored on play

LONG PLAYS BY THE NUMBERS

Long Plays By Yards	No.	TD
100+	0	0
90-99	0	0
80-89	1	1
70-79	1	1
60-69	3	2
50-59	1	1
40-49	4	2
30-39	7	2
20-29	28	3

Long Plays By Type	No.	TD
Rushing	4	1
Passing	18	8
Punt returns	3	0
Kick returns	15	0
Interceptions	4	2
Fumble returns	1	1
Other	0	0
TOTAL	45	12

25-YARD PLUS BY PLAYER

Player	No.	TD	R	P	KR	PR	IR	FR
Johnson, N.	16	3	1	4	8	3	0	0
Harris, T.	7	3	0	7	0	0	0	0
Tucker, S.	5	1	3	2	0	0	0	0
Pena, T.	4	0	0	0	4	0	0	0
Queeley, A.	3	1	0	3	0	0	0	0
Pierre, M.	2	0	0	0	2	0	0	0
Carter, J.+Williams, T.	1	1	0	0	0	0	1	0
Cantin-Arku, G.	1	1	0	0	0	0	0	1
Williams, G.	1	1	0	0	0	0	1	0
Benson, L.	1	1	0	1	0	0	0	0
Jordan, J.	1	0	0	0	1	0	0	0
Johnson, S.	1	0	0	1	0	0	0	0
Williams, T.	1	0	0	0	0	0	1	0
Cisco, A.	1	0	0	0	0	0	1	0
TOTAL	45	12	4	18	15	3	4	1

LONGEST PLAYS OF THE YEAR

Rushing

61 Johnson, N. vs Clemson (10/24/2020)

Rushing Touchdown

38 Tucker, S. vs Georgia Tech (9/26/2020)

Passing

83 Johnson, N. from Culpepper, R.
vs Clemson (10/24/2020)

Passing Touchdown

83 Johnson, N. from Culpepper, R.
vs Clemson (10/24/2020)

Punt Return

26 Johnson, N. vs North Carolina (9/12/2020)

26 Johnson, N. vs Wake Forest (10/31/2020)

Kick Return

49 Johnson, N. vs Georgia Tech (9/26/2020)

Interception Return

66 Carter, J.+Williams, T. vs Georgia Tech (9/26/2020)

Fumble Return

28 Cantin-Arku, G. vs Duke (10/10/2020)

Punt

64 Cooney, N. vs Duke (10/10/2020)

Field Goal

48 Szmyt, A. vs Duke (10/10/2020)

STARTING LINEUPS

OFFENSE

Opponent	QB	RB	WR	WR/TE	WR/RB	LT	LG	C	RG	RT	TE/WR
North Carolina	DeVito	Jordan	Harris	N. Johnson	Queeley	Servais	Elmore	Vettorello	Tisdale	Bergeron	Hackett
Pittsburgh	DeVito	Jordan	Harris	N. Johnson	Queeley	Servais	Elmore	Vettorello	Tisdale	Bergeron	Hackett
Georgia Tech	DeVito	Jordan	Harris	Benson	Queeley	Servais	Elmore	Vettorello	Tisdale	Bergeron	Hackett
Duke	DeVito	Tucker	Harris	N. Johnson	Queeley	Bergeron	Elmore	Vettorello	Tisdale	Servais	Hackett
Liberty	Culpepper	Tucker	Harris	Black	M. Williams	Bergeron	Elmore	Vettorello	Tisdale	Servais	Hackett
Clemson	Culpepper	Tucker	Hendrix	N. Johnson	Queeley	Bergeron	Elmore	Vettorello	Tisdale	Servais	Hackett
Wake Forest	Culpepper	Lutz	Harris	N. Johnson	Queeley	Bergeron	Elmore	Vettorello	Tisdale	Servais	Hackett
Boston College	Morgan	Tucker	Harris	Benson	Queeley	Bergeron	Elmore	Vettorello	Tisdale	Servais	Hackett

DEFENSE

Opponent	DE	NT	DT	WLB	MLB	SLB	CB	CB	BS	FS	ROV
North Carolina	Jonathan	M. Williams	Black	Jones	Cantin-Arku	Thompson	G. Williams	Melifonwu	Coley	T. Williams	Cisco
Pittsburgh	Jonathan	M. Williams	Black	Jones	Cantin-Arku	Thompson	G. Williams	Melifonwu	Carter	T. Williams	Cisco
Georgia Tech	Jonathan	M. Williams	Black	Jones	Cantin-Arku	Thompson	G. Williams	Melifonwu	Carter	T. Williams	Jonas
Duke	Jonathan	M. Williams	Black	Jones	Cantin-Arku	Linton	G. Williams	Melifonwu	Carter	T. Williams	Hanna
Liberty	Jonathan	M. Williams	Black	Jones	Cantin-Arku	Richards	G. Williams	Melifonwu	Carter	Greenwood	Hanna
Clemson	Jonathan	M. Williams	Black	Jones	Cantin-Arku	Richards	G. Williams	Melifonwu	Carter	Greenwood	Hanna
Wake Forest	Jonathan	M. Williams	Black	Jones	Cantin-Arku	Richards	G. Williams	Melifonwu	Carter	Greenwood	Hanna
Boston College	Jonathan	M. Williams	Black	Jones	Cantin-Arku	Thompson	G. Williams	Melifonwu	Carter	Greenwood	Hanna

GIVEAWAYS/TAKEAWAYS

Opponent	Fum	Int	Tot	Fum	Int	Tot	Dif
North Carolina	0	1	1	1	2	3	+2
Pittsburgh	1	1	2	1	1	2	0
Georgia Tech	0	1	1	1	4	5	+4
Duke	0	0	0	3	1	4	+4
Liberty	0	1	1	2	0	2	+1
Clemson	1	3	4	0	1	1	-3
Wake Forest	1	2	3	0	0	0	-3
Boston College	1	1	2	0	0	0	-2
TOTALS	4	10	14	8	9	17	+3

COIN FLIPS

Opponent	Flip	Result
North Carolina	Won (D)	L, 6-31
Pittsburgh	Lost (O)	L, 10-21
Georgia Tech	Won (O)	W, 37-20
Duke	Won (D)	L, 24-38
Liberty	Lost (D)	L, 21-38
Clemson	Won (D)	L, 21-47
Wake Forest	Won (D)	L, 14-38
Boston College	Lost (D)	L, 13-16

Totals: 5 won, 3 lost

OPENING DRIVES

Opponent	1st Half	2nd Half
North Carolina	Punt	Punt
Pittsburgh	Punt	Downs
Georgia Tech	Punt	Missed FG
Duke	TD	Punt
Liberty	Punt	Punt
Clemson	Punt	Punt
Wake Forest	Punt	Punt
Boston College	Punt	FG

1st Half Totals

Punts: 7
Touchdowns: 1
Turnover on Downs: 0
Field Goals: 0

2nd Half Totals

Punts: 5
Touchdowns: 0
Turnover on Downs: 1
Field Goals: 1
Missed Field Goal: 1

OPENING DEFENSE DRIVES

Opponent	1st Half	2nd Half
North Carolina	TD	INT
Pittsburgh	Punt	Punt
Georgia Tech	Punt	INT
Duke	TD	FG
Liberty	Punt	TD
Clemson	TD	Punt
Wake Forest	FG	TD
Boston College	Punt	Missed FG

1st Half Totals

Touchdowns: 3
Punts: 4
Field Goals: 1
Turnover on Downs: 0

2nd Half Totals

Turnover: 2
Punts: 2
Field Goals: 1
Missed Field Goals: 1
Turnover on Downs: 0
Touchdowns: 2

SCORING DRIVES

Syracuse

Game	Qtr	Pts	Plays	Yds	TOP	How
North Carolina	2	3	6	2	2:20	Szmyt 37 field goal
North Carolina	3	3	10	42	4:39	Szmyt 24 field goal
Pittsburgh	1	3	4	6	1:42	Szmyt 26 field goal
Pittsburgh	2	7	5	80	2:11	Harris 69 pass
Georgia Tech	1	7	6	69	2:21	Tucker 38 run
Georgia Tech	1	3	4	0	0:52	Szmyt 47 field goal
Georgia Tech	1	7	7	37	2:48	Tucker 4 run
Georgia Tech	2	6	2	47	0:40	Harris 46 pass
Georgia Tech	3	7	3	65	0:49	Johnson 43 pass
Georgia Tech	4	7	-	-	-	Williams 43 int return
Duke	1	7	2	75	1:01	Harris 79 pass
Duke	3	7	3	75	1:03	Benson 53 pass
Duke	3/4	3	12	55	5:21	Szmyt 48 field goal
Liberty	1	7	9	61	3:55	Harris 17 pass
Liberty	2	7	3	36	1:06	Hackett 12 pass
Liberty	4	7	7	65	8:45	Queeley 21 pass
Clemson	2	7	4	20	1:19	Tucker 7 run
Clemson	2	7	-	-	-	Williams 39 int return
Clemson	3	7	4	96	1:49	Johnson 83 pass
Wake Forest	2	7	4	36	1:40	Johnson 21 pass
Wake Forest	4	7	10	80	4:17	Benson 3 pass
Boston College	2	3	12	75	4:04	Szmyt 35 field goal
Boston College	3	3	9	50	2:55	Szmyt 46 field goal
Boston College	4	7	8	75	1:44	Hackett 1 pass

Opponents

Game	Qtr	Pts	Plays	Yds	TOP	How
North Carolina	1	7	10	65	4:11	Walston 11 pass
North Carolina	3	3	12	65	4:47	Atkins 31 field goal
North Carolina	4	7	6	77	2:27	Williams 1 run
North Carolina	4	7	4	68	1:56	Williams 6 run
North Carolina	4	7	2	44	0:39	Williams 6 run
Pittsburgh	1	7	7	75	1:56	Addison 27 pass
Pittsburgh	2	7	14	65	5:27	Pickett 1 run
Pittsburgh	3	7	8	66	3:45	Wayne 17 pass
Georgia Tech	2	6	7	63	2:03	Gibbs 24 pass
Georgia Tech	2	7	7	75	3:47	Sims 1 run
Georgia Tech	3	7	5	67	1:58	Griffin 3 run
Duke	1	7	7	75	2:37	Calhoun 26 pass
Duke	1	3	6	49	1:22	Ham 36 field goal
Duke	2	7	11	87	3:32	Durant 15 run
Duke	2	7	9	81	2:34	Garner 52 pass
Duke	3	3	8	24	3:05	Ham 45 field goal
Duke	3	3	11	42	4:28	Ham 21 field goal
Duke	4	8	12	75	4:48	Durant 3 run
Liberty	1	7	2	75	0:18	Louis 75 run
Liberty	1	7	11	88	5:11	Willis 4 run
Liberty	2	7	3	78	1:32	Louis 52 run
Liberty	3	7	4	78	2:05	Stubbs 36 pass
Liberty	3	7	7	59	3:47	Pickett 16 run
Liberty	4	3	7	44	3:25	Barbir 20 field goal
Clemson	1	7	5	47	1:23	Powell 25 pass
Clemson	1	3	4	6	1:40	Potter 24 field goal
Clemson	1	7	4	43	1:29	Etienne 25 run
Clemson	2	7	12	87	4:37	Allen 17 pass
Clemson	2	3	11	56	1:18	Potter 36 field goal
Clemson	4	6	4	67	1:10	Etienne 9 run
Clemson	4	7	3	3	0:41	Etienne 1 run
Wake Forest	1	3	13	60	4:54	Sciba 33 field goal
Wake Forest	1	7	12	64	4:26	Walker 1 run
Wake Forest	2	7	4	57	1:07	Walker 20 run
Wake Forest	3	7	3	85	1:01	Roberson 80 pass
Wake Forest	3	7	10	71	5:51	Walker 5 run
Boston College	1	3	13	80	7:54	Boumerhi 33 field goal
Boston College	2	7	3	66	0:40	Flowers 20 pass
Boston College	4	3	13	58	6:24	Boumerhi 34 field goal
Boston College	4	3	7	13	4:26	Boumerhi 22 field goal

Longest

By Plays: 12, twice, last vs. BC (FG)

By Yards: 96 at Clemson (TD)

By Time: 8:45 vs. Liberty (TD)

Shortest

By Plays: 2, twice, last vs. Duke (TD)

By Yards: 0 vs. Georgia Tech (FG)

By Time: 0:40 vs. Georgia Tech (TD)

Longest

By Plays: 14, Pittsburgh (TD)

By Yards: 88, Liberty (TD)

By Time: 7:54, Boston College (FG)

Shortest

By Plays: 2, twice, last vs. Liberty (TD)

By Yards: 3, twice, Clemson (TD), Wake Forest (TD)

By Time: 0:18, Liberty (TD)

CONVERSIONS & TIME OF POSSESSION

3rd-Down Conversions

Date	Opponent	Score	Overall	1st Qtr	2nd Qtr	3rd Qtr	4th Qtr	Overtime
Sep 12, 2020	at North Carolina	L 6-31	4-19 21.1	1-4 25.0	1-6 16.7	1-4 25.0	1-5 20.0	
Sep 19, 2020	at Pitt	L 10-21	2-14 14.3	1-5 20.0	1-2 50.0	0-3 0.0	0-4 0.0	
Sep 26, 2020	GEORGIA TECH	W 37-20	5-15 33.3	4-6 66.7	1-3 33.3	0-2 0.0	0-4 0.0	
Oct 10, 2020	DUKE	L 24-38	2-12 16.7	0-4 0.0	1-3 33.3	0-2 0.0	1-3 33.3	
Oct 17, 2020	LIBERTY	L 21-38	3-14 21.4	1-4 25.0	0-3 0.0	2-6 33.3	0-1 0.0	
Oct 24, 2020	at Clemson	L 21-47	4-13 30.8	0-3 0.0	1-3 33.3	1-3 33.3	2-4 50.0	
Oct 31, 2020	WAKE FOREST	L 14-38	3-11 27.3	1-2 50.0	0-3 0.0	0-4 0.0	2-2 100.0	
Nov 07, 2020	BOSTON COLLEGE	L 13-16	3-11 27.3	1-3 33.3	0-3 0.0	0-1 0.0	2-4 50.0	
	Syracuse		26-109 23.9	9-31 29.0	5-26 19.2	4-25 16.0	8-27 29.6	0-0 0.0
	Opponents		59-129 45.7	18-35 51.4	17-37 45.9	14-26 53.8	10-31 32.3	0-0 0.0

4th-Down Conversions

Date	Opponent	Score	Overall	1st Qtr	2nd Qtr	3rd Qtr	4th Qtr	Overtime
Sep 12, 2020	at North Carolina	L 6-31	0-1 0.0	0-1 0.0	0-0 0.0	0-0 0.0	0-0 0.0	
Sep 19, 2020	at Pitt	L 10-21	0-2 0.0	0-0 0.0	0-0 0.0	0-1 0.0	0-1 0.0	
Sep 26, 2020	GEORGIA TECH	W 37-20	1-3 33.3	0-0 0.0	0-0 0.0	0-0 0.0	1-3 33.3	
Oct 10, 2020	DUKE	L 24-38	0-1 0.0	0-0 0.0	0-1 0.0	0-0 0.0	0-0 0.0	
Oct 17, 2020	LIBERTY	L 21-38	2-4 50.0	1-1 100.0	0-1 0.0	1-1 100.0	0-1 0.0	
Oct 24, 2020	at Clemson	L 21-47	0-1 0.0	0-1 0.0	0-0 0.0	0-0 0.0	0-0 0.0	
Oct 31, 2020	WAKE FOREST	L 14-38	1-1 100.0	0-0 0.0	0-0 0.0	1-1 100.0	0-0 0.0	
Nov 07, 2020	BOSTON COLLEGE	L 13-16	0-0 0.0	0-0 0.0	0-0 0.0	0-0 0.0	0-0 0.0	
	Syracuse		4-13 30.8	1-3 33.3	0-2 0.0	2-3 66.7	1-5 20.0	0-0 0.0
	Opponents		8-13 61.5	1-2 50.0	4-6 66.7	0-0 0.0	3-5 60.0	0-0 0.0

Time of Possession

Date	Opponent	Score	Overall	1st Qtr	2nd Qtr	3rd Qtr	4th Qtr	Overtime
Sep 12, 2020	at North Carolina	L 6-31	27:50	5:11	8:23	6:57	7:19	
Sep 19, 2020	at Pitt	L 10-21	25:30	9:22	4:01	6:51	5:16	
Sep 26, 2020	GEORGIA TECH	W 37-20	25:52	8:08	6:21	3:20	8:03	
Oct 10, 2020	DUKE	L 24-38	20:17	5:48	4:39	4:05	5:45	
Oct 17, 2020	LIBERTY	L 21-38	23:36	8:05	5:19	7:22	2:50	
Oct 24, 2020	at Clemson	L 21-47	28:49	7:57	3:46	7:41	9:25	
Oct 31, 2020	WAKE FOREST	L 14-38	23:46	5:40	7:24	5:49	4:53	
Nov 07, 2020	BOSTON COLLEGE	L 13-16	21:11	5:37	7:03	2:55	5:36	
	Syracuse	Total	196:51	55:48	46:56	45:00	49:07	0:00
		Avg.	24:36	6:58	5:52	5:37	6:08	0:00
	Opponents	Total	283:09	64:12	73:04	75:00	70:53	0:00
		Avg.	35:23	8:01	9:08	9:22	8:51	0:00

RED ZONE REPORT

Syracuse Inside Opponent Red-Zone

Date	Opponent	Score	Times	Times	Total		Rush	Pass	FGs	Failed to score inside RZ					
			In RZ	Scored	Pts	TDs	TDs	TDs	Made	FGA	Down	Int	Fumb	Half	Game
Sep 12, 2020	at North Carolina	L 6-31	3	2	6	0	0	0	2	1	0	0	0	0	0
Sep 19, 2020	at Pitt	L 10-21	1	1	3	0	0	0	1	0	0	0	0	0	0
Sep 26, 2020	GEORGIA TECH	W 37-20	3	1	7	1	1	0	0	0	2	0	0	0	0
Oct 10, 2020	DUKE	L 24-38	1	0	0	0	0	0	0	0	1	0	0	0	0
Oct 17, 2020	LIBERTY	L 21-38	3	2	14	2	0	2	0	0	1	0	0	0	0
Oct 24, 2020	at Clemson	L 21-47	2	1	7	1	1	0	0	0	0	1	0	0	0
Oct 31, 2020	WAKE FOREST	L 14-38	2	2	14	2	0	2	0	0	0	0	0	0	0
Nov 07, 2020	BOSTON COLLEGE	L 13-16	2	2	10	1	0	1	1	0	0	0	0	0	0
Totals			17	11	61	7	2	5	4	1	4	1	0	0	0
11 of 17 (64.7%)															

Opponents Inside Syracuse Red-Zone

Date	Opponent	Score	Times	Times	Total		Rush	Pass	FGs	Failed to score inside RZ					
			In RZ	Scored	Pts	TDs	TDs	TDs	Made	FGA	Down	Int	Fumb	Half	Game
Sep 12, 2020	at North Carolina	L 6-31	5	5	31	4	3	1	1	0	0	0	0	0	0
Sep 19, 2020	at Pitt	L 10-21	4	2	14	2	1	1	0	1	0	1	0	0	0
Sep 26, 2020	GEORGIA TECH	W 37-20	4	2	14	2	2	0	0	1	0	1	0	0	0
Oct 10, 2020	DUKE	L 24-38	5	4	21	2	2	0	2	0	0	1	0	0	0
Oct 17, 2020	LIBERTY	L 21-38	4	3	17	2	2	0	1	0	0	0	1	0	0
Oct 24, 2020	at Clemson	L 21-47	6	5	26	3	2	1	2	1	0	0	0	0	0
Oct 31, 2020	WAKE FOREST	L 14-38	4	4	24	3	3	0	1	0	0	0	0	0	0
Nov 07, 2020	BOSTON COLLEGE	L 13-16	5	4	16	1	0	1	3	1	0	0	0	0	0
Totals			37	29	163	19	15	4	10	4	0	3	1	0	0
29 of 37 (78.4%)															

SUPERLATIVES

Syracuse Team Highs

Rushes	41	vs Georgia Tech (Sep 26, 2020)
Yards Rushing	163	vs Georgia Tech (Sep 26, 2020)
Yards Per Rush	4.7	at Clemson (Oct 24, 2020)
TD Rushes	2	vs Georgia Tech (Sep 26, 2020)
Pass attempts	40	vs Liberty (Oct 17, 2020)
Pass completions	22	vs Wake Forest (Oct 31, 2020)
Yards Passing	258	vs Duke (Oct 10, 2020)
Yards Per Pass	8.9	vs Duke (Oct 10, 2020)
TD Passes	3	vs Liberty (Oct 17, 2020)
Total Plays	73	at North Carolina (Sep 12, 2020)
Total Offense	357	vs Georgia Tech (Sep 26, 2020)
Yards Per Play	5.6	at Clemson (Oct 24, 2020)
Points	37	vs Georgia Tech (Sep 26, 2020)
Sacks By	3	at Pitt (Sep 19, 2020)
First Downs	19	vs Liberty (Oct 17, 2020)
Penalties	10	vs Liberty (Oct 17, 2020)
Penalty Yards	85	vs Georgia Tech (Sep 26, 2020)
Turnovers	4	at Clemson (Oct 24, 2020)
Interceptions By	4	vs Georgia Tech (Sep 26, 2020)
Punts	9	at North Carolina (Sep 12, 2020)
Punting Avg	49.2	vs Georgia Tech (Sep 26, 2020)
Long Punt	64	vs Duke (Oct 10, 2020)
Punts inside 20	6	vs Liberty (Oct 17, 2020)
Long Punt Return	26	at North Carolina (Sep 12, 2020)
	26	vs Wake Forest (Oct 31, 2020)

Syracuse Individual Highs

Rushes	24	Tucker, S. vs Georgia Tech (Sep 26, 2020)
Yards Rushing	112	Tucker, S. vs Georgia Tech (Sep 26, 2020)
TD Rushes	2	Tucker, S. vs Georgia Tech (Sep 26, 2020)
Long Rush	61	Johnson, N. at Clemson (Oct 24, 2020)
Pass attempts	40	Culpepper, R. vs Liberty (Oct 17, 2020)
Pass completions	19	Culpepper, R. vs Liberty (Oct 17, 2020)
	19	Morgan, J. vs Boston College (Nov 07, 2020)
Yards Passing	255	Devito, T. vs Duke (Oct 10, 2020)
TD Passes	3	Culpepper, R. vs Liberty (Oct 17, 2020)
Long Pass	83	Culpepper, R. at Clemson (Oct 24, 2020)
Receptions	9	Harris, T. vs Liberty (Oct 17, 2020)
Yards Receiving	138	Harris, T. vs Duke (Oct 10, 2020)
TD Receptions	1	Harris, T. at Pitt (Sep 19, 2020)
	1	Johnson, N. vs Georgia Tech (Sep 26, 2020)
	1	Harris, T. vs Georgia Tech (Sep 26, 2020)
	1	Harris, T. vs Duke (Oct 10, 2020)
	1	Benson, L. vs Duke (Oct 10, 2020)
	1	Harris, T. vs Liberty (Oct 17, 2020)
	1	Queeley, A. vs Liberty (Oct 17, 2020)
	1	Hackett, A. vs Liberty (Oct 17, 2020)
	1	Johnson, N. at Clemson (Oct 24, 2020)
	1	Johnson, N. vs Wake Forest (Oct 31, 2020)
	1	Benson, L. vs Wake Forest (Oct 31, 2020)
	1	Hackett, A. vs Boston College (Nov 07, 2020)
Long Reception	83	Johnson, N. at Clemson (Oct 24, 2020)
Field Goals	2	Szmyt, A. at North Carolina (Sep 12, 2020)
	2	Szmyt, A. vs Boston College (Nov 07, 2020)
Long Field Goal	48	Szmyt, A. vs Duke (Oct 10, 2020)
Punts	9	Cooney, N. at North Carolina (Sep 12, 2020)
Punting Avg	49.2	Cooney, N. vs Georgia Tech (Sep 26, 2020)
Long Punt	64	Cooney, N. vs Duke (Oct 10, 2020)
Punts inside 20	6	Cooney, N. vs Liberty (Oct 17, 2020)
Long Punt Return	26	Johnson, N. at North Carolina (Sep 12, 2020)
	26	Johnson, N. vs Wake Forest (Oct 31, 2020)
Long Kickoff Return	49	Johnson, N. vs Georgia Tech (Sep 26, 2020)
Tackles	13	Jones, M. vs Duke (Oct 10, 2020)
Sacks	1.0	Jonathan, K. at North Carolina (Sep 12, 2020)
	1.0	Black, J. at North Carolina (Sep 12, 2020)
	1.0	Thompson, S. at Pitt (Sep 19, 2020)
	1.0	Richards, T. at Pitt (Sep 19, 2020)
	1.0	Black, J. at Pitt (Sep 19, 2020)
	1.0	Roscoe, C. vs Georgia Tech (Sep 26, 2020)
	1.0	Jonathan, K. vs Duke (Oct 10, 2020)
	1.0	Jonas, C. vs Duke (Oct 10, 2020)
	1.0	Kpogba, L. vs Liberty (Oct 17, 2020)
	1.0	Wax, M. vs Liberty (Oct 17, 2020)
	1.0	Williams, M. at Clemson (Oct 24, 2020)

Opponent Team Highs

Rushes	63	vs Duke (Oct 10, 2020)
Yards Rushing	363	vs Duke (Oct 10, 2020)
Yards Per Rush	7.0	vs Liberty (Oct 17, 2020)
TD Rushes	4	vs Liberty (Oct 17, 2020)
Pass attempts	47	at Clemson (Oct 24, 2020)
Pass completions	29	at Clemson (Oct 24, 2020)
Yards Passing	308	at Clemson (Oct 24, 2020)
Yards Per Pass	9.1	vs Liberty (Oct 17, 2020)
TD Passes	2	at Pitt (Sep 19, 2020)
	2	vs Duke (Oct 10, 2020)
	2	at Clemson (Oct 24, 2020)
Total Plays	102	vs Duke (Oct 10, 2020)
Total Offense	645	vs Duke (Oct 10, 2020)
Yards Per Play	7.6	vs Liberty (Oct 17, 2020)
Points	47	at Clemson (Oct 24, 2020)
Sacks By	7	at North Carolina (Sep 12, 2020)
	7	at Pitt (Sep 19, 2020)
First Downs	36	vs Duke (Oct 10, 2020)
Penalties	15	vs Georgia Tech (Sep 26, 2020)
Penalty Yards	104	vs Georgia Tech (Sep 26, 2020)
Turnovers	5	vs Georgia Tech (Sep 26, 2020)
Interceptions By	3	at Clemson (Oct 24, 2020)
Punts	7	vs Georgia Tech (Sep 26, 2020)
Punting Avg	49.3	vs Georgia Tech (Sep 26, 2020)
Long Punt	64	vs Georgia Tech (Sep 26, 2020)
	64	at Clemson (Oct 24, 2020)
Punts inside 20	3	vs Georgia Tech (Sep 26, 2020)
Long Punt Return	38	at North Carolina (Sep 12, 2020)

Opponent Individual Highs

Rushes	30	Jackson, D., vs Duke (Oct 10, 2020)
Yards Rushing	170	LOUIS, S., vs Liberty (Oct 17, 2020)
TD Rushes	3	Williams, J. at North Carolina (Sep 12, 2020)
	3	ETIENNE, at Clemson (Oct 24, 2020)
	3	K Walker, vs Wake Forest (Oct 31, 2020)
Long Rush	75	LOUIS, S., vs Liberty (Oct 17, 2020)
Pass attempts	43	LAWRENCE, at Clemson (Oct 24, 2020)
Pass completions	27	LAWRENCE, at Clemson (Oct 24, 2020)
Yards Passing	295	Howell, S. at North Carolina (Sep 12, 2020)
TD Passes	2	Pickett, K. at Pitt (Sep 19, 2020)
	2	Brice, C., vs Duke (Oct 10, 2020)
	2	LAWRENCE, at Clemson (Oct 24, 2020)
Long Pass	80	S Hartman, vs Wake Forest (Oct 31, 2020)
Receptions	8	RODGERS, at Clemson (Oct 24, 2020)
Yards Receiving	130	J Roberson, vs Wake Forest (Oct 31, 2020)
TD Receptions	1	Walston, G. at North Carolina (Sep 12, 2020)
	1	Addison, J. at Pitt (Sep 19, 2020)
	1	Wayne, J. at Pitt (Sep 19, 2020)
	1	Gibbs, J., vs Georgia Tech (Sep 26, 2020)
	1	Calhoun, J., vs Duke (Oct 10, 2020)
	1	Garner, J., vs Duke (Oct 10, 2020)
	1	STUBBS, DJ, vs Liberty (Oct 17, 2020)
	1	POWELL, at Clemson (Oct 24, 2020)
	1	D. ALLEN, at Clemson (Oct 24, 2020)
	1	J Roberson, vs Wake Forest (Oct 31, 2020)
	1	Flowers,Z, vs Boston College (Nov 07, 2020)
Long Reception	80	J Roberson, vs Wake Forest (Oct 31, 2020)
Field Goals	3	Ham, C., vs Duke (Oct 10, 2020)
	3	Boumerhi,A, vs Boston College (Nov 07, 2020)
Long Field Goal	45	Ham, C., vs Duke (Oct 10, 2020)
Punts	7	Harvin III, P., vs Georgia Tech (Sep 26, 2020)
Punting Avg	53.6	SPIERS, at Clemson (Oct 24, 2020)
Long Punt	64	Harvin III, P., vs Georgia Tech (Sep 26, 2020)
	64	SPIERS, at Clemson (Oct 24, 2020)
Punts inside 20	3	Harvin III, P., vs Georgia Tech (Sep 26, 2020)
Long Punt Return	38	Newsome, D. at North Carolina (Sep 12, 2020)
Long Kickoff Return	49	DIXON, at Clemson (Oct 24, 2020)
Tackles	12	SCRUGGS, J., vs Liberty (Oct 17, 2020)
Sacks	2.0	Surratt, C. at North Carolina (Sep 12, 2020)
	2.0	Fox, Tomari, at North Carolina (Sep 12, 2020)
	2.0	Weaver, R. at Pitt (Sep 19, 2020)
	2.0	Rumph II, C., vs Duke (Oct 10, 2020)
	2.0	Richardson,M, vs Boston College (Nov 07, 2020)
Tackles For Loss	3.0	Weaver, R. at Pitt (Sep 19, 2020)
	3.0	Tangelo, D., vs Duke (Oct 10, 2020)
Interceptions	1	Biggers, G. at North Carolina (Sep 12, 2020)
	1	Ford, P. at Pitt (Sep 19, 2020)
	1	Walton, Z., vs Georgia Tech (Sep 26, 2020)
	1	MEGGINSON, C., vs Liberty (Oct 17, 2020)
	1	M. JONES, at Clemson (Oct 24, 2020)
	1	N. TURNER, at Clemson (Oct 24, 2020)
	1	PHILLIPS, at Clemson (Oct 24, 2020)
	1	T Rucker, vs Wake Forest (Oct 31, 2020)
	1	C Helms, vs Wake Forest (Oct 31, 2020)

THE LAST TIME

Syracuse ...

Scoring

Scored 70+ points:	70 vs. Rutgers (70-14), 1998
Scored 60-69 points:	62 vs. Wagner (62-10), 2018
Scored 50-59 points:	52 vs. Western Michigan (52-33), 2019
Allowed 70+ points:	76, at Pittsburgh (61-76), 2016
Allowed 60-69 points:	63, at Maryland (20-63), 2019
Allowed 50-59 points:	56, Louisville (56-34), 2019
Was held scoreless:	at Clemson (0-54), 2016
Was held scoreless through halftime:	at NC State (0-13), 2019
Was held scoreless through three quarters:	vs. Notre Dame (0-29), 2018
Held opponent scoreless:	at Liberty (24-0), 2019
Held opponent scoreless through halftime:	at Liberty (24-0), 2019
Held opponent scoreless through three quarters:	at Liberty (24-0), 2019
Did not score a touchdown:	at North Carolina, 2020
Did not score an offensive touchdown:	at North Carolina, 2020
Held opponent without a touchdown:	at Duke, 2019
Held opponent without an offensive touchdown:	at Duke, 2019

Scored TD on first play from scrimmage:	Andrew Robinson 79 yd. pass to Taj Smith at Louisville, 2007
Allowed TD on first play from scrimmage:	DeShone Kizer 79 yd. pass to Equanimeous St. Brown, Notre Dame, 2016
Scored TD in final two minutes to win:	vs. Minnesota (21-17), 2013
Allowed TD in final two minutes to lose:	at Clemson (23-27), 2018
Won by going for two points:	vs. North Carolina (49-47 3OT), 2003
Lost when opponent went for two points:	vs. NC State (31-32, OT), 1997
Tied the game in the last two minutes:	vs. North Carolina (27-27), 2018 (TD)
Allowed opponent to tie the game in the last two minutes:	vs. Wake Forest (30-30), 2019 (FG)
Scored a two-point conversion:	at NC State, 2017
Missed a two-point conversion:	vs. Notre Dame, 2016

Rushing

Had 60+ rushing attempts:	60 at Wake Forest, 2018
Had 50-59 rushing attempts:	52 at Louisville, 2019
Rushed for 400+ yards:	415 vs. Pittsburgh, 1994
Rushed for 300-399 yards:	326 vs. Louisville, 2018
Rushed for 200-299 yards:	261 at Louisville, 2019
Rushed for less than 100 yards:	52 vs. Boston College, 2020
Rushed for negative yards:	-15 vs. Cincinnati, 2007
Scored six rushing TDs:	vs. Rhode Island, 2002
Scored seven rushing TDs:	vs. Rutgers, 2000
Scored eight rushing TDs:	vs. Rutgers, 1998
Two players rushed for 100+ yards:	Moe Neal (115), Jarveon Howard (115) at Duke, 2019

Three players rushed for 100+ yards:	Kyle McIntosh (136), Dee Brown (117), Donovan McNabb (100) vs. Miami (Fla.), 1997
Two players had multiple rushing TDs:	Moe Neal (2), Eric Dungey (2) vs. Louisville, 2018

Passing

Passed for 400+ yards:	480 vs. NC State, 2018
Passed for 300-399 yards:	300 at NC State, 2019
Passed for less than 100 yards:	86 vs. Boston College, 2015
Attempted less than 10 passes:	9 vs. Buffalo, 2000

Receiving

Two players with 10 catches:	Steve Ishmael (12), Ervin Philips (12) at Florida State, 2017
Two players with 100 receiving yards:	Sean Riley (164), Nykeim Johnson (136) vs. NC State, 2018
Two players with multiple receiving TDs:	Trishton Jackson (2), Aaron Hackett (2) vs. Western Michigan, 2019

Total Offense

Gained 600+ yards:	636 vs. Connecticut, 2018
Gained 500-599 yards:	510 at Louisville, 2019
Gained 400-499 yards:	453 vs Georgia Tech, 2020
Gained 100-199 yards:	171 at Pittsburgh, 2020
Gained less than 100 yards:	93 vs. Iowa, 1976
Had 100 or more total offense plays:	106 at Pittsburgh, 2016
Had 90 or more total offense plays:	93 at Boston College, 2018

Turnovers

Did not commit a turnover:	Duke, 2020
Neither team committed a turnover:	Syracuse at Florida State, 2019
Committed four turnovers:	at Clemson (1 fumble/3 INT), 2020
Committed five turnovers:	vs. Rutgers (2 fumbles/3 INT), 2011
Committed six turnovers:	at Pittsburgh (4 fumbles/2 INT), 2011
Committed seven turnovers:	vs. USF (2 fumbles/5 INT), 2009
Committed eight turnovers:	vs. Wisconsin (7 fumbles/1 INT), 1972
Committed nine turnovers:	vs. West Virginia (5 fumbles/4 INT), 1973

Defense

Intercepted three passes:	vs. Georgia Tech, 2020
Intercepted four passes:	vs. Georgia Tech, 2020
Intercepted five passes:	vs. Tulane, 1999
Recovered four fumbles:	vs. West Virginia, 2005
Had 10+ tackles for loss:	10.0/44 vs. Holy Cross, 2019
Had five or more sacks:	5.0/31 vs. Holy Cross, 2019
Had six or more sacks:	8.0/51 at Liberty, 2019
Had seven or more sacks:	8.0/51 at Liberty, 2019
Had eight sacks:	8.0/51 at Liberty, 2019
Had nine sacks:	9.0/88 vs. Rutgers, 2009
Had no sacks:	vs. Boston College, 2020
Neither team had a sack:	vs. Central Michigan, 2017
Scored a safety:	Parris Bennett at LSU, 2017
Scored a defensive two-point conversion:	Scoop Bradshaw vs. Wake Forest, 2017

Special Teams

Missed a PAT by kick:	Andre Szmyt vs. Georgia Tech, 2020
Blocked a PAT by kick:	Josh Black at Florida State, 2019
Did not punt:	vs. Cincinnati, 1998
Kicked a game-winning field goal with less than 1:00 left:	Cole Murphy vs. Boston College, 2015, 35 yards with :00 left (20-17)
Kicked a game-winning field goal in OT:	Andre Szmyt vs. Wake Forest, 2019
Neither team kicked a field goal:	at Maryland, 2019

Overtime

Was involved in an overtime game:	vs. Wake Forest (W, 39-30), 2019
Won in single overtime:	vs. Wake Forest (39-30), 2019
Lost in single overtime:	at Pittsburgh(37-44), 2018
Won in double overtime:	vs. North Carolina (40-37), 2018
Lost in double overtime:	vs. Rutgers (16-19), 2011
Won in triple overtime:	at North Carolina (49-47), 2003
Lost in triple overtime:	at Virginia (38-44), 2015

Miscellaneous

Had 30+ first downs:	30 vs. NC State, 2018
Had less than 10 first downs:	8 at Boston College, 2014
Was not penalized:	at West Virginia, 1957
Had 10 or more penalties:	10 vs. Liberty, 2020
Had 120+ yards in penalties:	122 vs. Wake Forest, 2019
Had more than 40 minutes of possession time:	40:14 vs. Rhode Island, 2015
Had 35-40 minutes of possession time:	37:19 at Boston College, 2018

THE LAST TIME

An Opposing Team ...

Rushing

Had 60+ rushing attempts:	63, Duke, 2020
Had 50-59 rushing attempts:	53, Clemson, 2018
Rushed for 400+ yards:	496, Boston College, 2019
Rushed for 300-399 yards:	388, Liberty, 2020
Rushed for 200-299 yards:	241, Florida State, 2019
Rushed for less than 100 yards:	18, Holy Cross, 2019
Rushed for zero yards:	Akron, 2009
Rushed for negative yards:	-4, Liberty, 2019
Scored six rushing TDs:	Maryland, 2019
Scored seven rushing TDs:	Louisville, 2016
Scored eight rushing TDs:	Nebraska, 1983
Two players rushed for 100+ yards:	Shedro Louis (170), Peyton Pickett (115), Liberty, 2020
Two players had multiple rushing TDs:	AJ Dillon (3), David Bailey (2), Boston College, 2019

Passing

Passed for 400+ yards:	421, Wake Forest, 2019
Passed for 300-399 yards:	303, North Carolina, 2020
Passed for less than 100 yards:	64, Boston College, 2016
Attempted less than 10 passes:	5, Georgia Tech, 2013

Receiving

Two players with 10+ catches:	Ben McCord (10), Devon Spalding (10), Central Michigan, 2015
Two players with 100+ receiving yards:	Tee Higgins (150), Amari Rodgers (121), Clemson, 2019
Three players with 100+ receiving yards:	Tabari Hines (124), Cam Serigne (119), Scotty Washington (113), Wake Forest, 2017

Total Offense

Gained 600+ yards:	645, Duke, 2020
Gained 500-599 yards:	520, Liberty, 2020
Gained 400-499 yards:	438, Wake Forest, 2020
Gained 100-199 yards:	138, Holy Cross, 2019
Gained less than 100 yards:	64, Rhode Island, 2015

Turnovers

Did not commit a turnover:	Boston College, 2020
Had four or more turnovers:	Duke (3 fumbles/1 INT), 2020
Had five or more turnovers:	Georgia Tech (1 fumble/4 INT), 2020
Had six or more turnovers:	Cincinnati (2 fumbles/4 INT), 2004
Had seven or more turnovers:	Pittsburgh (3 fumbles/4 INT), 1981
Had eight or more turnovers:	Indiana (3 fumbles/5 INT), 1971
Had nine turnovers:	Lafayette (8 fumbles/1 INT), 1951

Defense

Intercepted three passes:	Clemson, 2020
Intercepted four passes:	Louisville, 2017
Intercepted five passes:	USF, 2009
Recovered four fumbles:	Pittsburgh, 2011
Recovered five fumbles:	Rutgers, 2005
Had 12+ tackles for loss:	12.0/36, Florida State, 2019
Had five or more sacks:	6.0/34, Duke, 2020
Had six or more sacks:	6.0/34, Duke, 2020
Had seven or more sacks:	7.0/40, Pittsburgh, 2020
Had eight or more sacks:	9.0/60, Pittsburgh, 2019
Had nine or more sacks:	9.0/60, Pittsburgh, 2019
Had 10 or more sacks:	11.0/89, Cincinnati, 2007
Had no sacks:	Central Michigan, 2017
Scored a safety:	Middle Tennessee, 2017
Scored a defensive two-point conversion:	Notre Dame, 2016

Special Teams

Missed a PAT by kick:	Parker Grothaus (blk), Florida State, 2019
Blocked a PAT by kick:	D. Douse, Georgia Tech, 2020
Scored a two-point conversion:	Chase Brice, Duke, 2020
Missed a two-point conversion:	Clemson, 2020
Did not punt:	West Virginia, 1993
Kicked a game-winning field goal with less than 1:00 left:	Chris Blewitt, Pittsburgh, 2015, 25 yards with :00 left (23-30)
Kicked a game-winning field goal in OT:	San San Te, Rutgers, 2011

Miscellaneous

Had 30+ first downs:	36, Duke, 2020
Had less than 10 first downs:	8, Central Connecticut State, 2017
Was not penalized:	Georgia Tech, 2013
Had 10 or more penalties:	15, Georgia Tech, 2020
Had 120+ yards in penalties:	125, Louisville, 2018
Had more than 40 minutes of possession time:	41:18, NC State, 2016
Had 35-40 minutes of possession time:	38:49, Boston College, 2020

A Syracuse Player ...

Rushing

Had 30 carries:	30, Dontae Strickland vs. USF, 2016
Rushed for 200+ yards:	200, Eric Dungey at Western Michigan, 2018
Rushed for 150-199 yards:	163, Moe Neal at Louisville, 2019
Rushed for 100-149 yards:	111, Sean Tucker vs. Liberty, 2020
Quarterback rushed for 200+ yards:	200, Eric Dungey at Western Michigan, 2018
Quarterback rushed for 100+ yards:	119, Eric Dungey at Wake Forest, 2018
Rushed for three TDs:	Eric Dungey at Boston College, 2018
Rushed for four TDs:	Delone Carter vs. Colgate, 2010
Rushed for five TDs:	Walter Reyes vs. Notre Dame, 2003
Rushed for six TDs:	Jim Brown vs. Colgate, 1956
Had a 60 to 69-yard run:	61, Nykeim Johnson, 2020
Had a 70 to 79-yard run:	74, Eric Dungey vs. Central Michigan, 2017
Had a 80 to 89-yard run:	86, Devante McFarlane at Wake Forest, 2014
Had a 90 to 99-yard run:	95 (TD), George Davis vs. Fordham, 1949

Passing

Passed for 400+ yards:	411, Eric Dungey vs. NC State, 2018
Passed for 300-399 yards:	300, Tommy DeVito at NC State, 2019
Attempted 60+ passes:	60, Zack Mahoney vs. Wake Forest, 2017
Attempted 50-59 passes:	53, Eric Dungey at LSU, 2017
Attempted 40-49 passes:	40, Rex Culpepper vs. Liberty, 2020
Completed 40+ passes:	43, Zack Mahoney at Pittsburgh, 2016
Completed 30-39 passes:	33, Zack Mahoney vs. Wake Forest, 2017
Threw three or more TD passes:	3, Rex Culpepper vs. Liberty, 2020
Threw four or more TD passes:	4, Tommy DeVito vs. Holy Cross, 2019
Threw five TD passes:	5, Eric Dungey vs. Wagner, 2018
Completed a 60 to 69-yard pass:	65 (TD), Eric Dungey to Nykeim Johnson vs. Louisville, 2018
Completed a 70 to 79-yard pass:	79 (TD), Tommy DeVito to Taj Harris vs. Duke, 2020
Completed an 80 to 89-yard pass:	83 (TD), Rex Culpepper to Nykeim Johnson at Clemson, 2020
Completed a 90 to 100-yard pass:	94 (TD), Clayton Welch to Taj Harris vs. Pittsburgh, 2019

THE LAST TIME

Receiving

Had 10+ catches:	11, Trishton Jackson vs. Wake Forest, 2019
Had 100 receiving yards:	Taj Harris (138) vs. Duke, 2020
Had consecutive 100-yard receiving games:	Nykeim Johnson vs. North Carolina, vs. NC State, 2018
Had three straight 100-yard receiving games:	Steve Ishmael vs. Central Michigan, at LSU, at NC State, 2017
Had four straight 100-yard receiving games:	Steve Ishmael vs. Middle Tennessee, vs. Central Michigan, at LSU, at NC State, 2017
Had five straight 100-yard receiving games:	Steve Ishmael vs. Central Connecticut State, vs. Middle Tennessee, vs. Central Michigan, at LSU, at NC State, 2017
Had consecutive 150-yard receiving games:	Alec Lemon vs. Louisville, at Missouri, 2012
Had 200+ receiving yards:	270, Amba Etta-Tawo at Connecticut, 2016
Caught two TDs:	Trishton Jackson vs. Boston College, 2019
Caught three or more TDs:	5, Amba Etta-Tawo at Pittsburgh, 2016
Caught four or more TDs:	5, Amba Etta-Tawo at Pittsburgh, 2016
Caught five TDs:	Amba Etta-Tawo at Pittsburgh, 2016

Defense

Had two or more interceptions:	2, Andre Cisco vs. Wagner, 2018
Returned an interception for a TD:	Garrett Williams (39 yds) vs. Clemson, 2020
Had two or more fumble recoveries:	2, Steven Clark vs. Louisville, 2015
Returned a fumble for a TD:	Geoff Cantin-Arku (28 yds) vs. Duke, 2020
Forced two or more fumbles:	2, Alton Robinson at Pittsburgh, 2018
Had 15+ tackles:	15, Lakiem Williams vs. Boston College, 2019
Had four tackles for loss:	Alton Robinson at Pittsburgh, 2018
Had five tackles for loss:	Christian Ferrara vs. Notre Dame, 2003
Had six tackles for loss:	Brandon Sharpe vs. Pittsburgh, 2012
Had three sacks:	Kendall Coleman vs. West Virginia, 2018
Had four sacks:	Brandon Sharpe vs. Pittsburgh, 2012
Had more than four sacks:	4.5, Dwight Freeneys vs. Virginia Tech, 2000

Special Teams

Made a 50-yard field goal:	50, Andre Szmyt at Florida State, 2019
Made four field goals:	Andre Szmyt vs. Wake Forest, 2019
Made five field goals:	Don McAulay vs. Kent State, 1983
Blocked a field goal:	Josh Black vs. Louisville, 2018
Recovered a blocked field goal for a TD:	Mike Holmes (57 yd. return) vs. Akron, 2010
Had a punt return TD:	Sean Riley (69 yds) vs. Connecticut, 2018
Had a 50 to 59-yard punt return:	59 (TD) Brisly Estime at Florida State, 2015
Had a 60 to 69-yard punt return:	69 (TD), Sean Riley vs. Connecticut, 2018
Had a 70 to 79-yard punt return:	74, Brisly Estime vs. Notre Dame, 2016
Had an 80 to 89-yard punt return:	85 (TD), Jamel Riddle vs. Auburn, 2002
Had a 90 to 100-yard punt return:	94 (TD), Marvin Harrison vs. Minnesota, 1995
Had a 60 to 69-yard punt:	63, Nolan Cooney vs. Boston College, 2020
Had a 70 to 79-yard punt:	75, Riley Dixon vs. Clemson, 2013
Blocked a punt:	Drew Tuazama at Clemson, 2020
Blocked two punts:	Anthony Smith vs. Buffalo, 2004
Returned a blocked punt for a TD:	Sean Riley blocked, Trill Williams recovered (2 yd ret.) vs. Wagner, 2018
Blocked a punt and returned it for a TD:	Anthony Smith (0 yds) vs. Buffalo, 2004
Had a kickoff return TD:	Dorian Graham (98 yds) vs. West Virginia, 2011
Returned the opening kickoff for a TD:	Kevin Johnson (100 yds) vs. Wisconsin, 1997
Had a 50 to 59-yard kickoff return:	52, Kareem Jones vs. Cincinnati, 2005
Had a 60 to 69-yard kickoff return:	64, Sean Riley vs. Central Michigan, 2017
Had a 70 to 79-yard kickoff return:	76, Kyle McIntosh vs. Tennessee, 1998
Had an 80 to 89-yard kickoff return:	89 (TD), Kevin Johnson vs. Wisconsin, 1997
Had an 90 to 100-yard kickoff return:	98 (TD), Dorian Graham vs. West Virginia, 2011

An Opposing Player ...

Rushing

Had 30 carries:	30, Deon Jackson, Duke, 2020
Rushed for 200+ yards:	233, Javian Hawkins, Louisville, 2019
Rushed for 150-199 yards:	170, Shedro Louis, Liberty, 2020
Rushed for 100-149 yards:	127, David Bailey, Boston College, 2020
Quarterback rushed for 100+ yards:	111, Lamar Jackson, Louisville, 2017
Rushed for three or more TDs:	3, Kenneth Walker III, Wake Forest, 2020
Rushed for four TDs:	Cam Akers, Florida State, 2019
Had a 60 to 69-yard run:	64 (TD), Javon Leake, Maryland, 2019
Had a 70 to 79-yard run:	75 (TD), Shedro Louis, Liberty, 2020
Had a 80 to 89-yard run:	87 (TD), Kain Colter, Northwestern, 2013
Had a 90 to 99-yard run:	92 (TD), Noel Devine, West Virginia, 2008

Passing

Passed for 400+ yards:	473, Ryan Finley, NC State, 2018
Passed for 300-399 yards:	350, Sam Hartman, Wake Forest, 2019
Attempted 60+ passes:	65, Brian Brohm, Louisville, 2007
Attempted 50-59 passes:	52, Nathan Elliott, North Carolina, 2018
Attempted 40-49 passes:	43, Trevor Lawrence, Clemson, 2020
Completed 40+ passes:	45, Brian Brohm, Louisville, 2007
Completed 30-39 passes:	34, Nathan Elliott, North Carolina, 2018
Threw three or more TD passes:	5, Micale Cunningham, Louisville, 2019
Threw four or more TD passes:	5, Micale Cunningham, Louisville, 2019
Threw five TD passes:	Micale Cunningham, Louisville, 2019
Threw six TD passes:	Matt Barkley, USC, 2012
Completed a 60 to 69-yard pass:	64 (TD), Dennis Grosel to Kobay White, Boston College, 2019
Completed a 70 to 79-yard pass:	75 (TD), Sam Hartman to Donavon Greene, Wake Forest, 2019
Completed an 80 to 89-yard pass:	80 (TD), Sam Hartman to Jacquarii Roberson, Wake Forest, 2020
Completed a 90 to 100-yard pass:	90 (TD), Micale Cunningham to Tutu Atwell, Louisville, 2019

Receiving

Had 10+ catches:	11, Kendall Hinton, Wake Forest, 2019
Had 100-199 receiving yards:	130, Jacquarii Roberson, Wake Forest, 2020
Had 200+ receiving yards:	247, Kelvin Harmon, NC State, 2018
Caught two TDs:	Tutu Atwell, Louisville, 2019
Caught three TDs:	Cam Serigne, Wake Forest, 2017
Caught four TDs:	Ernest Wilford, Virginia Tech, 2002

Defense

Had two or more interceptions:	2, Alohi Gilman, Notre Dame, 2018
Returned an interception for a TD:	Gavin Holmes (32 yds), Wake Forest, 2020
Had two or more fumble recoveries:	2, Will Harris, Boston College, 2017
Returned a fumble for a TD:	Andrew Booth, Jr. (21 yds), Clemson, 2020
Forced two or more fumbles:	2, Ray Vinopal, Pittsburgh, 2014
Had 15+ tackles:	17, Hamsah Nasirildeen, Florida State, 2019
Had four or more tackles for loss:	5.5, Clelin Ferrell, Clemson, 2017
Had five or more tackles for loss:	5.5, Clelin Ferrell, Clemson, 2017
Had three sacks:	3.0, Louis Acceus, NC State, 2019
Had more than three sacks:	3.5 Clelin Ferrell, Clemson, 2017

Special Teams

Made a 50-yard field goal:	AJ Reed (51 yds), Duke, 2019
Made four field goals:	Evan Staley, West Virginia, 2018
Made five field goals:	Maikon Bonani, USF, 2012
Blocked a field goal:	Matthew Thomas, Derwin James, Florida State, 2017
Blocked two field goals:	Kenny Iwebema, Iowa, 2007
Recovered a blocked field goal for a TD:	Duron Harmon (75 yd ret.) Rutgers, 2012
Had a punt return TD:	Dazz Newsome (75 yds), North Carolina, 2018
Had two punt return TDs:	DeAngelo Hall (58 yds., 60 yds.), Virginia Tech, 2003
Had a 50 to 59-yard punt return:	53, Aaron Berry, Pittsburgh, 2007
Had a 60 to 69-yard punt return:	69 (TD) Tre'Davious White, LSU, 2015
Had a 70 to 79-yard punt return:	75 (TD), Dazz Newsome, North Carolina, 2018
Had an 80 to 89-yard punt return:	83 (TD), D'Ernest Johnson, USF, 2016
Had a 60 to 69-yard punt:	64, Will Spiers, Clemson, 2020
Had a 70 to 79-yard punt:	72, Austin Parker, Duke, 2019
Blocked a punt:	Anthony Nixon, Maryland, 2014
Blocked two punts:	Chase Anastasio, Notre Dame, 2005
Returned a blocked punt for a TD:	Manny Collins blocked, Corey Barnes recovered (16 yd ret.), Rutgers, 2005

Had a kickoff return TD:	Myles Willis (89 yds), Boston College, 2016
Returned the opening kickoff for a TD:	Myles Willis (97 yds), Boston College, 2014
Had a 50 to 59-yard kickoff return:	53, Michael Walker, Boston College, 2018
Had a 60 to 69-yard kickoff return:	64, Shane Tucker, Middle Tennessee, 2017
Had a 70 to 79-yard kickoff return:	70, Hassan Hall, Louisville, 2019
Had an 80 to 89-yard kickoff return:	89 (TD), Myles Willis, Boston College, 2016
Had an 90 to 100-yard kickoff return:	93 (TD), C.J. Sanders, Notre Dame, 2016