



SYRACUSE

FOOTBALL



1959 NATIONAL CHAMPIONS // 5 CONFERENCE CHAMPIONSHIPS // 18 CONSENSUS ALL-AMERICANS

GAME INFORMATION

Date..... Saturday, Sept. 7, 2019
Location..... College Park, Md.
Stadium..... Capital One Field at Maryland Stadium (51,802)
Kickoff..... 12 p.m.
Series..... SU leads, 19-15-2
Tickets..... umterps.com
Television..... ESPN
Play-by-Play..... Mark Jones
Analyst..... Dusty Dvoracek
Sideline..... Olivia Dekker
Radio..... Syracuse Sports Network from Learfield IMG College
Play-by-Play..... Matt Park '97
Analyst..... Adam Terry '04
Sideline..... Brian Higgins '04
Student Radio..... WAER 88.3 FM (Syracuse)
Satellite Radio..... Sirius 105/XM 201
Live Audio..... Cuse.com/TuneIn App
Live Stats..... umterps.com
Twitter..... @CuseFootball
Facebook..... Facebook.com/CuseFootball
Instagram..... @CuseFootball

2019 SCHEDULE/RESULTS

Overall Record: 1-0 • **ACC Record:** 0-0
Home: 0-0 • **Away:** 1-0 • **Neutral:** 0-0 • **Streak:** W3

Date	Opponent (TV)	Time/Result
Aug. 31	at Liberty (ESPN+)	W, 24-0
Sept. 7	at Maryland (ESPN)	12 p.m.
Sept. 14	CLEMSON * (ABC)	7:30 p.m.
Sept. 21	WESTERN MICHIGAN	TBA
Sept. 28	HOLY CROSS	TBA
Oct. 10	at NC State * (ESPN)	8 p.m.
Oct. 18	PITTSBURGH * (ESPN)	7 p.m.
Oct. 26	at Florida State *	TBA
Nov. 2	BOSTON COLLEGE *	TBA
Nov. 16	at Duke *	TBA
Nov. 23	at Louisville *	TBA
Nov. 30	WAKE FOREST *	TBA

* - ACC game

Home games in **BOLD CAPS**

All times Eastern

WHAT'S INSIDE

Media Information.....2	Start Chart.....15
Matchup/Series History.....3	Roster/Pronunciations.....16
Notes.....4-10	Player Notes.....17-20
Team.....4	Stats.....21-28
Offense.....5-6	Long Plays.....29
Defense.....7	Starting Lineups.....30
Special Teams.....8	Scoring Drives.....31
Miscellaneous.....9-10	Conversions/TOP.....32
The Dome.....9	Red-Zone Stats.....33
On This Date.....9	Superlatives.....34
Overtime History.....9	Game Summaries.....35
Orange in the NFL.....10	Last Time That.....36-38
ACC Standings/Polls.....11	
HC Dino Babers.....12-13	
Assistant Coaches.....14	
Depth Chart.....15	



SYRACUSE ORANGE (1-0)

AP/Coaches Rank: 21/22
Head Coach: Dino Babers
Overall Record: 56-35 (.615)
at Syracuse: 19-19 (.500)
vs. Maryland: 1-0 (1.000)

at



MARYLAND TERRAPINS (1-0)

AP/Coaches Rank: NR/NR
Head Coach: Mike Locksley
Overall Record: 4-31 (.114)
at Maryland: 2-5 (.286)
vs. Syracuse: 0-0 (.000)

OPENING DRIVE

ORANGE REKINDLE OLD RIVALRY

- Once a staple of Syracuse's schedule in the days of Eastern football, the Orange hit the road for the second week in a row to face old nemesis Maryland.
- Both teams are 1-0 and have yet to allow a point this season. Syracuse downed Liberty 24-0 in its opener and the Terps beat Howard, 79-0. They are two of the five FBS teams who have yet to be scored upon in 2019.
- Saturday's game will be televised nationally on ESPN, with Mark Jones, Dusty Dvoracek and Olivia Dekker on the call.
- The Orange have won three straight games dating back to last season, tied with Wake Forest for the second-longest winning streak in the ACC behind Clemson's 16 consecutive victories, which leads the nation.

OUT OF THE GATES

- Syracuse won its sixth straight season opener at Liberty last Saturday and is looking for the second consecutive 2-0 start to a season under head coach **Dino Babers**. To do so, Syracuse will have to win again on the road.
- The Orange have not opened with two straight true road games since 2010 and have not won their first two games away from home (including neutral sites) since 1999, when Syracuse picked up back-to-back road wins at Toledo (35-12) and Pitt (24-17).

SACK ATTACK

- Syracuse posted eight sacks on Aug. 31 at Liberty, a mark that ranks second nationally after Week 1. Florida (10) is the only school who had more, with Syracuse tying this week's opponent Maryland (8) for second.
- The Orange's eight sacks were one shy of the program record of nine, which came most recently in a 2009 win over Rutgers.
- Led by career days from NT **Josh Black** (2.0), LB **Lakiem Williams** (1.5), and with DE **Kendall Coleman** picking up where he left off with two sacks as well, the Orange saw seven different players credited with at least half a sack against Liberty.
- Since the start of the 2018 season, Syracuse has the second-most sacks per game (3.64) among FBS teams. Only Penn State (3.86) has more.

FBS Sacks Per Game (Since Start of 2018)

Rk.	Team	No.	Gms	Avg.
1.	Penn State	54	14	3.86
2.	Syracuse	51	14	3.64
3.	Clemson	58	16	3.62

NUMBERS TO KNOW

8

Career interceptions by sophomore DB **Andre Cisco**, tied for third among active FBS players behind Louisiana Tech's Amik Robertson (9) and Isaiah Rodgers (9) of Massachusetts.

15

Consecutive games with a takeaway by the Orange defense, the fourth-longest active streak in FBS football.

-4

Rushing yards by Liberty in the opener, the fewest for an SU opponent since 2012 (-6 vs. Connecticut).

267

Last Saturday's shutout of Liberty was the 267th time in program history the Orange blanked their opponent.

MEDIA CONTACTS

SYRACUSE ATHLETIC COMMUNICATIONS


1301 East Colvin Street, Syracuse, NY 13244

Office: 315-443-2608 | Web: Cuse.com



MIKE MORRISON

Football SID
(315) 443-2608 (O)
(315) 952-4809 (C)
mdmorrison@syr.edu



TYLER CADY

Assistant Director/
Athletic Communications
(315) 443-2608 (O)
(315) 941-6569 (C)
tpcadby@syr.edu



WILL EDMONDS

Athletic Communications Assistant
(315) 443-2608 (O)
(614) 716-8847 (C)
suacpr@syr.edu



SUE EDSON

Executive Sr. Associate AD/
Chief Communications Officer
(Credential Contact)
(315) 443-2608 (O)
(315) 952-4787 (C)
sedson@syr.edu

ACC COMMUNICATIONS

4512 Weybridge Lane, Greensboro, NC 27407

Office: 336-854-8787 | Web: theACC.com

Amy Yakola, Chief of External Affairs
Kevin Best, Sr. Assoc. Commissioner (Football)
Andy Fledderjohann, Assistant Commissioner
Steve Phillips, Editorial & Content Manager
Justin Wilson, Director
Tyler Beck, Assistant Director

SOCIAL MEDIA

Join the conversation about all things Syracuse across various social media platforms, including Facebook, Twitter, YouTube, Instagram and Snapchat.



/CuseFootball
/Cuse



@CuseFootball
@Cuse



/Syracuse Orange



@CuseFootball
@Cusepics



@Cusepics

WEEKLY MEDIA SCHEDULE

MONDAY

2

- Dino Babers News Conference - 11:30 a.m. in Iocolano-Petty Football Complex Auditorium
- Deadline to request Tuesday student-athlete interviews - 1 p.m.
- Submit requests (max. 2) to Mike Morrison (mdmorrison@syr.edu)
- Game notes on Cuse.com

TUESDAY

3

- Student-Athlete Interviews - 6:15 p.m. in Iocolano-Petty Football Complex Hall of Fame

WEDNESDAY

4

- No media availability

THURSDAY

5

- AmeriCU Dino Babers Radio Show - 7 to 9 p.m. live at the PressRoom Pub

FRIDAY

6

- No media availability

SATURDAY

7

- Game #2 - Syracuse at Maryland (12 p.m., ESPN)

GENERAL MEDIA INFORMATION

INTERVIEWS

Interviews with all Orange student-athletes and Coach Dino Babers **MUST** be arranged through the Syracuse Athletic Communications Department. Contact Mike Morrison, Football SID, via email at mdmorrison@syr.edu or by calling (315) 443-2608. Please give as much advance notice as possible when requesting interviews. Personal phone numbers will not be distributed to media and student-athletes should not be contacted directly by phone, email or social media to arrange interviews or answer questions.

CREDENTIAL REQUESTS

Season and individual game requests for working press credentials for media and professional scouts should be made online via the PressPass media credential system. Please visit www.SportsSystems.com/Syracuse to apply for credentials. Requests should be made at least two weeks prior to the game. Communication regarding your request will be made via email.

Passes not picked up in advance will be available at the Will Call window located at Gate B of the Dome three hours before kickoff. Gameday requests will not be honored.

MEDIA PARKING

Parking for media in the WEST Lots (Standart West and Henry) across the street from the Dome is limited. Passes are issued on a priority basis within the same guidelines as working credentials. Additional parking for media is available at Manley Field House in the SOUTH MANLEY Lot. A media shuttle runs from there to the Dome beginning approximately three hours prior to kickoff. Return service is available for approximately two hours after the conclusion of the game.

POSTGAME INTERVIEWS

The Syracuse locker room is closed to the media following games, both at home and on the road. Coach Dino Babers will hold his news conference in the Driver's Village VIP Lounge located on the Service Level of the Dome near Stadium Control. Following the conclusion of Coach Babers' news conference, select student-athletes will be brought to the Driver's Village VIP Lounge to meet with media representatives. Requests for specific student-athletes will be collected during the fourth quarter of each game.

ACC MEDIA PORTAL

The ACC and XOS Digital have partnered to provide individual highlight packages from all ACC-controlled regular-season football games to approved TV news affiliates for the 2019 season. Upon the conclusion of each game, highlights will be available to download and use in televised news programming at no cost. Outlets may access the highlights, along with any weekly head coach press conferences, through the ACC Media Portal. This portal replaces the ACC Video Clip Service (AVCS). The use of game highlights provided through the ACC Media Portal are subject to the restrictions outlined in the ACC News Access Guidelines. Interested affiliates should email licensing@xosdigital.com to register for the ACC Media Portal and for additional information. Approved affiliates will receive a confirmation email along with credentials to access the portal.

COLLEGE PRESSBOX.COM

Collegepressbox.com is the official media website for Division I football. Access and download weekly game notes, quotes, statistics, media guides, headshots, logos and more for each conference and its member schools. Register for access at collegepressbox.com/register.

GAME #2 MATCHUP: MARYLAND

SERIES HISTORY

• Syracuse and Maryland meet for the 37th time on Saturday. The Orange lead the all-time series 19-15-2, including a 9-6-2 record in games played in College Park.

• It's the first meeting between the programs since 2014. The two teams, which spent one season together in the ACC in 2013, have only played twice since the turn of the century after what was nearly an annual series. The Orange and Terps played all but three seasons (1979, 1980, 1986) between 1965 and 1988.

• The Orange have won five of the last six meetings heading into Saturday's contest.

• Ironically, WR **Amba Etta-Tawo**, who was an All-American for the Orange in 2016, holds the Maryland series record for most receiving yards (109 in 2013). Etta-Tawo played three seasons for the Terps before coming to Syracuse as a grad transfer.

LAST TIME VS. MARYLAND

• QB Terrel Hunt (156 yards) and RB Prince-Tyson Gulley (138) combined for 294 yards rushing, but Maryland topped Syracuse 34-20 in 2014 at the Dome.

• Big plays were the difference, as the Terps used a 90-yard TD reception by Brandon Ross and an 88-yard interception return for a touchdown by William Likely to fuel the victory. Maryland also blocked a punt that set up another score.

A WIN WOULD ...

• Make **Dino Babers** 2-0 in his career against Maryland. Babers' 2015 Bowling Green squad beat the Terps 48-27 in College Park behind 491 passing and six touchdowns from QB Matt Johnson.

• Improve Babers' record to 20-19 as head coach of the Orange, putting him above .500 for the first time since winning his Syracuse debut versus Colgate in 2016.

• Be the Orange's fourth straight true-road win.

• Give Syracuse a 2-0 start to the season for the second year in a row and fourth time in the last six seasons.

SYRACUSE-MARYLAND CONNECTIONS

• Four Syracuse players are from the state of Maryland:

- RB **Abdul Adams** (Landover), DE **Kingsley Jonathan** (Baltimore), OL **Dakota Davis** (Mount Airy) and P/PK **Noah Nwosu** (Rockville).
- Five Maryland players hail from New York: PK Paul Inzerillo (Staten Island), OL Parris Heath (Spring Valley), OL Sean Christie (Medford), DL Cherokee Glasgow (Mount Vernon) and P Anthony Pecorella (Malverne).
- WR **Nykeim Johnson** was teammates with Maryland WR Dontay Demus Jr. at Friendship Academy in Washington, D.C.
- DE **Kendall Coleman** played with Maryland QB Max Bortenschlager at Cathedral High School in Indiana.
- WR **Ed Hendrix** played with Maryland DB Vincent Flythe at H.D. Woodson High School. LB **Juan Wallace** was their teammate as well before he transferred to Florida's IMG Academy.
- Wallace, DB **Andre Cisco**, WR **Kevin Johnson Jr.** and LB **Mikel Jones** attended IMG Academy, where Terp graduate students LB Shaq Smith and TE Tyler Mabry also played their high school ball.
- RB **Abdul Adams** attended Woodrow Wilson High in Washington, D.C. along with Maryland WR Sean Savoy. Adams concluded his prep career at Hillside High School in North Carolina.
- DB **Kyle Strickland** and Maryland WR Jayden Comma went to Roswell High School in Roswell, Ga.
- DE **Kingsley Jonathan** and Maryland OL Jaelyn Duncan and DL B'Ahmad Miller are graduates of St. Frances Academy in Baltimore.
- Maryland head coach Mike Locksley coached Army West Point's receivers and tight ends in 1996, the same year Orange tight ends/inside receivers coach **Reno Ferri** was a first-year running back for the Black Knights.
- Terps offensive line coach John Reagan lettered for the Orange from 1991-93 and was a two-time Academic All-American. He coached Army's tight ends and tackles in 1998 to also overlap with Ferri.

MARYLAND AT A GLANCE

2019 SCHEDULE

Aug. 31	Howard	W, 79-0
Sept. 7	Syracuse	12 p.m.
Sept. 14	at Temple	12 p.m.
Sept. 27	Penn State	8 p.m.
Oct. 5	at Rutgers	TBA
Oct. 12	at Purdue	12 p.m.
Oct. 19	Indiana	TBA
Oct. 26	at Minnesota	TBA
Nov. 2	Michigan	12 p.m.
Nov. 9	at Ohio State	TBA
Nov. 23	Nebraska	TBA
Nov. 30	at Michigan State	TBA

STATISTICAL LEADERS

Rushing	No.	Yds	Avg.	Lg	TD
T. Fleet-Davis	16	79	4.9	14	0
J. Funk	12	79	6.6	49	1

Passing	C-A-I	Pct.	Yds	TD
J. Jackson	15-24-0	62.5	245	4
T. Pigrome	2-5-0	40.0	61	1

Receiving	No.	Yds	Avg.	Lg	TD
D. Demus	3	100	33.3	62	2
B. Cobbs	2	58	29.0	39	0

Defense	U-A	Total	Sacks	TFL
S. Okuayinonu	3-4	7	1.0	1.0
A. Eley	2-4	6	0.0	1.0



RECORD: 1-0

Home: 1-0; Away: 0-0; Neutral: 0-0

• Maryland is 1-0 after dominating Howard 79-0 in its season opener.

• The victory provided a 1-0 start to the Mike Locksley era. Locksley returned to Maryland (where he previously OC from 2012-15) after three years on the Alabama staff under Nick Saban.

• QB Josh Jackson, who transferred from Virginia Tech, debuted for Maryland by throwing for 245 yards and four TDs against Howard.

• Jackson spread the ball around, with 10 different receivers catching passes. WR Dontay Demus Jr. (100 yards), WR Brian Cobbs (58), and WR Darryl Jones (57) all went for over 50 yards thanks to big plays in the passing game.

• RB Tayon Fleet-Davis and Jake Funk handled the bulk of the carries, combining for 28 rushing attempts and 158 yards in the opener.

• Defensively, the Terps joined the Orange as one of five teams to post a shutout in their opening game. Maryland and Syracuse are also tied for second nationally with eight sacks. DE Keandre Jones led the way for Maryland in that category with 1.5.

• The defense as a whole also spent much of the day in the backfield as 15 different Terps collected a tackle for loss.

SERIES CAPSULE

Series Record: SU leads, 19-15-2

at Syracuse: SU leads, 10-7

at the Dome: SU leads, 3-2

at Maryland: SU leads, 9-6-2

Neutral: UM leads, 2-0

Last Syracuse Win: 2013 (20-3)

Last Maryland Win: 2014 (34-20)

Largest Margin of SU Victory: 53 (53-0), 1938

Largest Margin of UM Victory: 38 (38-0), 1973

SERIES HIGHS

Rushing: SU, Larry Csonka, 43-181 (1967)

UM, Steve Adkins, 29-215 (1976)

Passing: SU, Marvin Graves, 15-25-251 (1991)

UM, Scott Milanovich, 35-49-285

Receiving: SU, Qadry Ismail, 6-141 (1991)

UM, Amba Etta-Tawo, 6-109 (2013)

LAST 10 MEETINGS

Year	Result	Score	Location
1982	Loss	3-26	Syracuse, N.Y.
1983	Loss	13-34	Syracuse, N.Y.
1984	Win	23-7	College Park, Md.
1985	Loss	18-35	Pontiac, Mich.
1987	Win	25-11	Syracuse, N.Y.
1988	Win	20-9	Syracuse, N.Y.
1991	Win	31-17	College Park, Md.
1994	Win	21-16	Syracuse, N.Y.
2013	Win	20-3	College Park, Md.
2014	Loss	20-34	Syracuse, N.Y.

TALE OF THE TAPE

(NCAA Ranking)

Syracuse	Maryland
24.0 (83)	Scoring Offense 79.0 (1)
0.0 (1)	Scoring Defense 0.0 (1)
192.0 (51)	Rushing Offense 317.0 (14)
-4.0 (2)	Rushing Defense 1.0 (3)
176.0 (97)	Passing Offense 306.0 (31)
238.0 (86)	Passing Defense 67.0 (6)
368.0 (85)	Total Offense 623.0 (7)
234.0 (28)	Total Defense 68.0 (1)
.667 (93)	Red Zone Offense833 (65)
17 (97)	First Downs 24 (48)
8.0 (2)	Sacks/Game 8.0 (2)
31:03 (64)	Time of Possession 31:56 (53)

AGAINST THE BIG TEN

	Gms	W	L	T
Illinois	12	2	10	0
Indiana	7	3	4	0
Iowa	4	1	3	0
Nebraska	12	7	5	0
Maryland	36	19	15	2
Michigan	12	5	6	1
Michigan State	13	3	9	1
Minnesota	5	2	3	0
Northwestern	11	5	6	0
Ohio State	6	2	4	0
Penn State	71	23	43	5
Purdue	1	0	1	0
Rutgers	43	30	12	1
Wisconsin	5	3	1	1
Totals	238	105	122	11

THE LAST TIME ...

Syracuse played a Big Ten Team:

9/20/14 vs. Maryland (L, 20-34)

Syracuse beat a Big Ten team:

12/27/13 vs. Minnesota (W, 21-17)

Syracuse beat a Big Ten team in a true road game:

9/16/06 at Illinois (W, 31-21)

STATISTICAL RANKINGS

TEAM

Category (Value)	NCAA	ACC
3rd-Down Pct. (.421)	67	7
Opp. 3rd-Down Pct. (.188)	18	1
4th-Down Pct. (.500)	40	2
Opp. 4th-Down Pct. (.000)	1	1
Blocked Kicks (0)	-	-
Blocked Kicks Allowed (0)	1	1
Blocked Punts (0)	-	-
Blocked Punts Allowed (0)	1	1
Completion Pct. (.486)	114	12
Defensive TDs (0)	-	-
Fewest Penalties (10)	112	12
Fewest Penalties Per Game (10.0)	112	12
Fewest Penalty Yards (88)	115	12
Fewest Penalty Yards Per Game (88.0)	114	12
1st Downs Defense (18)	56	5
1st Downs Offense (17)	97	11
Fumbles Lost (1)	51	5
Fumbles Recovered (2)	4	1
Kickoff Return Defense (16.0)	38	2
Kickoff Returns (0.0)	-	-
Net Punting (45.5)	15	1
Passes Had Intercepted (2)	99	9
Interceptions (2)	9	3
Passing Offense (176.0)	97	11
Passing Defense (238.0)	86	8
Yards Per Completion (10.4)	89	11
Punt Return Defense (0.67)	60	7
Punt Returns (13.67)	21	3
Red Zone Defense (.000)	1	1
Red Zone Offense (.667)	93	10
Rushing Defense (-4.0)	2	1
Rushing Offense (192.0)	51	4
Sacks Allowed Per Game (2.0)	71	5
Scoring Defense (0.0)	1	1
Scoring Offense (24.0)	83	8
TFLs Allowed Per Game (2.0)	3	1
Passing Efficiency (79.38)	122	13
Passing Efficiency Defense (88.08)	21	2
Sacks Per Game (8.0)	2	1
TFLs Per Game (14.0)	3	1
Time of Possession (31:03)	64	8
Total Defense (234.0)	28	1
Total Offense (368.0)	85	9
Turnover Margin (+1.0)	31	6
Turnovers Gained (4)	5	2
Turnovers Lost (3)	96	9
Winning Percentage (1.000)	1	1

INDIVIDUAL (Top 25)

Category (Value)	NCAA	ACC
Andre Smyt, PK		
Field Goal Pct. (1.000)	1	1
Kingsley Jonathan, DE		
Forced Fumbles/Game (1.0)	8	2
Fumbles Recovered (1)	2	1
Trill Williams, DB		
Forced Fumbles /Game (1.0)	8	2
Josh Black, DT		
Fumbles Recovered (1)	2	1
Sacks /Game (2.0)	2	1
Tackles for Loss (2.0)	25	3
Kendall Coleman, DE		
Sacks/Game (2.0)	2	1
Tackles for Loss/Game (2.0)	25	3
Andre Cisco, DB		
Interceptions/Game (1.0)	8	2
Interceptions (1)	8	2
Ifeatu Melifonwu, DB		
Interceptions/Game (1.0)	8	2
Passes Defended/Game (2.0)	15	2
Interceptions (1)	8	2
Sean Riley, WR		
Punt Returns (13.7)	15	1
Sterling Hofrichter		
Punting (49.2)	3	1
Lakem Williams, LB		
Sacks/Game (1.5)	21	5
Tackles for Loss /Game (2.5)	16	2

GAME NOTES: TEAM

ABOUT THAT SHUTOUT

• Syracuse's 24-0 blanking of Liberty in the season opener was the 44th time the Orange kept its opponent off the scoreboard in a campaign starter.

• The shutout marked the Orange's first since a 2015 game versus Rhode Island (45-0), which also happened to be the team's season opener. It was the program's first true-road shutout since the 1991 season, when Syracuse went to New Orleans and defeated Tulane, 24-0.

ENTERING ON A WINNING STREAK

• Syracuse enters the week having won its last three games, including the aforementioned 24-0 win over Liberty in the season opener.

• It's the team's 11th three-game winning streak since 2000, with the Orange 5-5 in that span when trying to extend it to four straight victories.

BACK IN THE TOP 25

• Syracuse started the year ranked in the preseason national polls (No. 22) for the first time since QB Donovan McNabb was a senior in 1998. The Orange moved up to No. 21 in this week's Associated Press Top 25 and remained at No. 22 in the most recent Amway Coaches Poll.

• In their last 10 games when playing as a ranked team, the Orange are 8-2.

• The Orange made their return to the AP poll on Oct. 28, 2018 following a victory over NC State. The appearance ended the second-longest active poll drought among Power-Five programs (Indiana, 1994). Previously, Syracuse had not been ranked since the 2001 season.

• Syracuse closed the 2018 campaign at No. 15 in both polls. The Orange were No. 20 in last year's final College Football Playoff rankings.

DOME-INATION

• The Orange won all six of their home games in 2018.

• The current stretch is the longest home winning streak for the Orange since 2012-13 when Syracuse also won six straight Dome encounters bridging the two seasons.

• The 2018 campaign was Syracuse's fourth perfect home season since the Dome opened in 1980. The three previous unbeaten Dome campaigns (all 6-0) were in 1987, 1988 and 2001.

• The Orange outscored their opponents at home last season, 288-139. Syracuse averaged 220.8 yards rushing compared to 121.8 for their foes, and racked up 526.3 total yards per game to the opposition's 396.2.

2019 ACC PRESEASON POLL

Atlantic Division

1. Clemson (171) – 1,209
2. Syracuse (2) – 913
3. Florida State – 753
4. NC State – 666
5. Boston College – 588
6. Wake Forest – 462
7. Louisville – 253

Coastal Division

1. Virginia (82) – 1,003
2. Miami (55) – 992
3. Va. Tech (20) – 827
4. Pitt (8) – 691
5. Duke (6) – 566
6. N. Carolina (1) – 463
7. Georgia Tech (1) – 302

ACC Championship Votes

Clemson – 170
Syracuse – 2
 Virginia – 1

INTERNATIONAL FLAVOR

• SU's roster features nine players born outside of the United States, including five from Canada. That number leads the Power-Five and ranks third in the FBS behind Hawaii (13) and Temple (13).

Syracuse Foreign-Born Players

Name, Pos.	Country
Matthew Bergeron, OL	Canada
Geoff Cantin-Arku, LB	Canada
Adrian Cole, DB	Puerto Rico
Patrick Davis, OL	Canada
Kingsley Jonathan, DL	Nigeria
Lee Kpogba, LB	Ghana
Kevin Mital, WR	Canada
Tyrell Richards, LB	Canada
Russell Thompson-Bishop, WR	Jamaica

TITANIC TURNAROUND

• In 2018, Syracuse more than doubled its win total from 2017, going from 4-8 to 10-3.

• During Syracuse's illustrious history, the only similar one-year turnarounds occurred from 1889 to 1890 and from 1986 to 1987. After losing at Rochester 36-0 in the only game of their 1889 inaugural season, the Orange rebounded to post a 7-4 record in 1890. In 1987, Syracuse was 11-0-1 and led the NCAA in most games improved (6) following a 5-6 campaign in 1986.

Most Games Improved (2017 to 2018)

Rk.	School	2017	2018	Improv.
1.	Ga. Southern	2-10	10-3	+7.5
2.	Cincinnati	4-8	11-2	+6.5
3.	Syracuse	4-8	10-3	+5.5
	Baylor	1-11	7-6	+5.5

NOTE: To determine games improved, add the difference in wins between the two seasons to the difference in losses, then divide by two.

GAME CAPTAINS

Opponent	Offense	Defense	Special Teams
Liberty	Clatyon Welch	Brandon Berry	Carl Jones
Maryland
Clemson
Western Michigan
Holy Cross
NC State
Pittsburgh
Florida State
Boston College
Duke
Louisville
Wake Forest

GAME NOTES: OFFENSE

THE NEED FOR SPEED

- Since head coach **Dino Babers** arrived in 2016, Syracuse has run 3,140 plays in 38 games or 82.6 plays per game.
- The Orange have ranked in the top five in the FBS in total plays each of the past two seasons, including logging a school-record 1,063 plays in 2018.
- Syracuse's average of 81.8 plays per contest last season was second nationally to ACC rival Wake Forest (82.1).

THE NEED FOR SPEED II

- Because of the pace the Orange prefer to operate at, Syracuse topped the FBS last season in number of offensive possessions per game (15.75).
- On 44.1 percent of the time it had the ball, Syracuse came away with points. That was the highest rate of any of the seven FBS teams that averaged at least 15 possessions per game, and ranked second to Memphis (44.9) among teams with a minimum of 14.5 possessions per contest.

Most Offensive Possessions Per Game (2018)

Rk.	Team	Avg.
1.	Syracuse	15.75
2.	Houston	15.42
3.	Toledo	15.25
4.	Liberty	15.17
5.	East Carolina	15.08

POINTS-A-PLenty

- Over the last two plus seasons, the Orange have six 50+ points games, third-most of any ACC team during that span.
- Five of those offensive outbursts came in 2018 as Syracuse established a new school record for 50+ point contests. The previous standard was set by the 1904 team, which achieved the feat four times.
- In 2018, SU matched the school record with 62 total touchdowns on its way to scoring 523 points, the highest single-season total in program history.

Most 50+ POINT GAMES SINCE 2017 (ACC)

Rk.	School	2017	2018	2019	Total
1.	Clemson	2	4	1	7
	Wake Forest	3	4	0	7
3.	Syracuse	1	5	0	6

OFF ON THE RIGHT FOOT

- Over its last 14 games Syracuse has outscored its opponents by the count of 161-89 in the first quarter.
- The early production has helped the Orange snag leads after the initial period in 10 of their last 14 games and Syracuse has gone on to win all 10 contests.

ADAMS FINDS THE END ZONE

- In his two games for the Orange, RB **Abdul Adams** has rushed for three touchdowns.
- Adams scored two touchdowns in his Syracuse debut at the Camping World Bowl last season, and punched in the team's first touchdown of 2019 last Saturday at Liberty.
- Adams' three Syracuse TDs have come on 22 attempts, or one score every 7.33 rushes.
- For perspective, Adams had one ground TD in 19 games during his two seasons at Oklahoma.

MOE TOUCHES, MOE YARDS

- Senior RB **Moe Neal** enters this the weekend 197 yards shy of becoming the 23rd player in program history to amass 2,000 career rushing yards.
- In 38 games, Neal has run for 1,803 yards on 329 carries.
- Neal's average of 5.48 yards per carry is tied with Walter Reyes for fourth on the Syracuse all-time list behind Ernie Davis (6.63), Jim Brown (5.79) and Robert Drummond (5.51).
- Syracuse currently ranks fifth among FBS schools with the most 2,000-yard rushers.
- The most recent Orange ball carrier to reach the milestone was RB Prince-Tyson Gulley. Gulley ran for 2,063 yards from 2010-14.

Most Career 2,000-Yard Rushers (FBS)

Rk.	Team	No.
1.	Oklahoma	32
2.	Nebraska	30
3.	Ohio State	27
4.	Oklahoma State	25
5.	Syracuse	22
6.	USC	20
	Texas A&M	20
	Alabama	20
	Clemson	20

MOE CATCHES, TOO

- RB **Moe Neal** set a personal best with 54 receiving yards on Saturday against Liberty, bringing his career receiving yardage total to 358, which leads all active ACC running backs.
- Neal is one of five ACC backs with more than 200 career receiving yards.

Rk.	Player	Rec.	Yds
1.	Moe Neal, Syracuse	30	358
2.	Cam Akers, Florida State	41	273
3.	Deon Johnson, Duke	32	264
4.	Michael Carter, North Carolina	37	245
5.	Deejay Dallas, Miami	18	204

QUICK FACTS

GENERAL INFORMATION

Location	Syracuse, N.Y.
Founded	1870
Enrollment	15,226 (undergraduate)
Color	Orange (Pantone 1665)
Chancellor & President	Kent Syverud
Director of Athletics	John Wildhack

COACHING STAFF

Head Coach	Dino Babers
Alma Mater	Hawaii '84
Career Record	56-35 (8th year)
Record at Syracuse	19-19 (4th year)

Justin Lustig	Assistant Head Coach
.....	ST Coord./Outside Receivers
Mike Lynch	Off. Coord./Running Backs
Brian Ward	Def. Coord./Linebackers
Mike Cavanaugh	Offensive Line
Reno Ferri	Tight Ends/Inside Receivers
Kirk Martin	Quarterbacks
Kim McCloud	Cornerbacks
Nick Monroe	Safeties/Nickelbacks
Vinson Reynolds	Defensive Tackles
Steve Stanard	Defensive Ends

PLAYER INFORMATION

Lettermen Returning/Lost	44/19
Offense	18/12
Defense	22/6
Specialists	4/1

RETURNING STARTERS

Offense (6): RB Moe Neal (Sr.), WR Sean Riley (Sr.), WR Nykeim Johnson (Jr.), WR Taj Harris (So.), OL Airon Servais (R-Jr.), OL Evan Adams (R-Sr.)

Defense (8): DE Alton Robinson (Sr.), DT McKinley Williams (Sr.), DE Kendall Coleman (Sr.), DB Antwan Cordy (R-Sr.), CB Christopher Fredrick (R-Sr.), SS Evan Foster (Sr.), FS Andre Cisco (So.), CB Scoop Bradshaw (Sr.)

Specialists (3): LS Aaron Bolinsky (So.), P Sterling Hofrichter (R-Sr.), PK Andre Szmyt (R-So.)

TEAM HISTORY

First Year of Football	1889
All-Time Record *	731-540-49
ACC Record	17-31
Bowl Appearances (including 2018)	26
Bowl Record	16-9-1

* - Includes 11 wins from 2004-06 vacated by NCAA

CHARTING THE OFFENSE

100-YARD RUSHING GAMES

Name	2019	Career
Moe Neal	0	2

300-YARD PASSING GAMES

Name	2019	Career
None		

100-YARD RECEIVING GAMES

Name	2019	Career
Sean Riley	0	3
Nykeim Johnson	0	2

CONSECUTIVE GAMES PLAYED WITH A RECEPTION

Name	Streak	2019 Rec.	Career Rec.	Started
Sean Riley, WR	13	3	86	9/8/18
Nykeim Johnson, WR	13	3	52	9/8/18
Taj Harris, WR	11	1	41	9/22/18
Moe Neal, RB	4	3	30	11/17/18
Aaron Hackett, TE	2	1	5	12/28/18
Trishton Jackson, WR	2	3	21	12/28/18
Jarveon Howard, RB	1	1	2	8/31/19
Abdul Adams, RB	1	2	10	8/31/19

HONOR ROLL

Dino Babers	Bobby Dodd Trophy Watch List
Evan Adams	Preseason All-ACC Second Team (<i>Phil Steele</i>) Preseason All-ACC Third Team (<i>Athlon</i>)
Josh Black	ACC Defensive Lineman of the Week (Sept. 3)
Andrew Armstrong	Wuerffel Trophy Watch List
Andre Cisco	Preseason First Team All-American (<i>AP, CBS, Sporting News, Lindy's, Phil Steele, Street & Smith's</i>) Preseason Second Team All-American (<i>Sports Illustrated</i>) Preseason Third Team All-American (<i>Athlon</i>) No. 20, <i>Sporting News</i> Top 40 Players No. 43, <i>Sports Illustrated</i> Top 100 Players Preseason All-ACC Team Preseason All-ACC First Team (<i>Lindy's, Phil Steele, Street & Smith's, Athlon</i>) Walter Camp Player of the Year Watch List Bednarik Award Watch List Jim Thorpe Award Watch List Lott IMPACT Trophy Watch List Nagurski Trophy Watch List
Kendall Coleman	Preseason All-ACC First Team (<i>Street & Smith's</i>) Preseason All-ACC Second Team (<i>Phil Steele, Athlon</i>) Ted Hendricks Award Watch List Senior Bowl Watch List
Tommy DeVito	Preseason All-ACC Third Team (<i>Lindy's, Athlon</i>)
Christopher Fredrick	Preseason All-ACC Third Team (<i>Athlon</i>) Senior Bowl Watch List
Sam Heckel	AFCA Good Works Team Nominee
Sterling Hofrichter	Preseason All-ACC Team Preseason All-ACC First Team (<i>Lindy's, Street & Smith's, Athlon</i>) Preseason All-ACC Second Team (<i>Phil Steele</i>) Ray Guy Award Watch List Senior Bowl Watch List
Moe Neal	Preseason All-ACC Third Team (<i>Phil Steele</i>) Doak Walker Award Watch List
Sean Riley	Preseason All-ACC First Team, PR (<i>Athlon</i>) Preseason All-ACC Second Team, AP (<i>Lindy's, Athlon</i>) Preseason All-ACC Second Team, WR (<i>Phil Steele</i>) Preseason All-ACC Third Team, PR (<i>Phil Steele</i>) Biletnikoff Award Watch List Paul Hornung Award Watch List
Alton Robinson	Preseason All-ACC Team Preseason All-ACC First Team (<i>Lindy's, Phil Steele, Street & Smith's, Athlon</i>) Bednarik Award Watch List Nagurski Trophy Watch List Ted Hendricks Award Watch List Senior Bowl Watch List
Airon Servais	Preseason All-ACC Second Team (<i>Athlon</i>) Preseason All-ACC Fourth Team (<i>Phil Steele</i>) Rimington Trophy Watch List
Andre Smyt	Preseason First Team All-American (<i>AP, ESPN, CBS, USA Today, Sports Illustrated, Sporting News, Lindy's, Phil Steele, Street & Smith's, Athlon</i>) No. 100, <i>Sports Illustrated</i> Top 100 Players Preseason All-ACC Team Preseason All-ACC First Team (<i>Lindy's, Phil Steele, Street & Smith's, Athlon</i>) Lou Groza Award Watch List
McKinley Williams	Senior Bowl Watch List
Otto Zaccardo	Senior Bowl Watch List

GAME NOTES: OFFENSE

SPREADING THE WEALTH

- The Liberty game was the third straight game that Syracuse has had eight different players catch a pass, dating back to the 2018 regular-season finale at Boston College.
- It was the 10th time in the **Dino Babers'** era that eight or more receivers made at least one reception in a game, with six of those 10 coming since the start of the 2018 season.
- Syracuse is 7-3 in games where they spread the wealth to more than seven receivers in the passing game, including six consecutive wins.

HOWARD CAPITALIZES ON CARRIES

- Sophomore RB **Jarveon Howard** was ruthlessly efficient last season when it came maximizing his opportunities to run the football. Howard tallied seven rushing touchdowns on 68 attempts or one every 9.7 carries.
- That trend continued in last Saturday's season opener, as Howard carried nine times and scored a 1-yard touchdown.
- For his career, Howard has eight rushing scores on 77 carries. He's averaging a TD every 9.6 attempts.
- In 2018, his rate of finding the end zone was the second-best of any ACC player with a minimum of seven rushing scores Clemson's Travis Etienne, who led the nation with 24 ground TDs, averaged one every 7.9 attempts.
- Howard's seven rushing touchdowns were the most for any freshman in the conference in 2018.

Best Touchdown-To-Carry Ratio (2018 ACC)
Min. 7 rushing touchdowns

Rk.	Name, School	Att.	TD	Avg.
1.	Travis Etienne, Clemson	190	24	7.9
2.	Jarveon Howard, Syracuse	68	7	9.7
3.	Adam Choice, Clemson	77	7	11.0
4.	Eric Dungey, Syracuse	184	15	12.3
5.	Reggie Gallaspy, NC State	228	18	12.7
	Tobias Oliver, Georgia Tech	152	12	12.7

HOW FAST ARE THE ORANGE?

Opponent	Plays	TOP	Avg.
Liberty	79	31:03	23.6
Maryland			
Clemson			
Western Michigan			
Holy Cross			
NC State			
Pittsburgh			
Florida State			
Boston College			
Duke			
Louisville			
Wake Forest			
Totals	79	31:03	23.6

RETURNING RECEIVERS

- Syracuse brings back three of its top four pass-catchers from last season. Senior WR **Sean Riley**, junior WR **Nykeim Johnson** and sophomore WR **Taj Harris** combined to catch 145 passes for 1,886 yards and 10 touchdowns in 2018.
- Riley paced Syracuse a year ago with 64 catches. He ranked sixth in the ACC in receptions per game (4.9).
- Johnson made 41 grabs for 565 yards and four touchdowns in 2018.
- Three of Johnson's four TD receptions covered at least 30 yards, including an 82-yard score versus NC State that represented Syracuse's longest play of the season from scrimmage.
- Harris made his presence known right away, snagging 40 balls for 565 yards and three touchdowns. Both his catch total and receiving yardage figure were Syracuse freshman records, eclipsing Shelby Hill's 1990 marks of 33 and 558.
- Harris was third among ACC rookies in receptions behind Clemson's Justyn Ross (46) and Wake Forest's Sage Surratt (41).

OFFENSIVE LINE GAME-BY-GAME

KNOCKDOWN BLOCKS

Name	LU	UM	CU	WMU	HC	ST	UP	FSU	BC	DU	UL	WF	Total
Ryan Alexander	4												4
Evan Adams	3												3
Carlos Vetterello	2												2
Airon Servais	1												1
Sam Heckel	1												1
Dakota Davis	1												1

Name	LU	UM	CU	WMU	HC	ST	UP	FSU	BC	DU	UL	WF	Total
Airon Servais	79												79
Evan Adams	79												79
Dakota Davis	79												79
Carlos Vetterello	79												79
Ryan Alexander	43												43
Sam Heckel	38												38
Matthew Bergeron	4												4
Austin Chandler	2												2
Patrick Davis	2												2
Darius Tisdale	2												2

GAME NOTES: DEFENSE

THIRD-DOWN DEFENSE

- Syracuse has the third-best, third-down defense in the country since the start of the 2017 season. The Orange were 13th nationally (.311) in 2017, seventh (.286) in 2018, and 18th after Week 1 of 2019 (.188)
- In their 10 wins last season, the Orange held their opponents to a combined 42-of-143 (.294) on third down.
- The trend continued in the opener against Liberty, as Syracuse limited the Flames to 3-of-16 (.188).
- Additionally, the Orange averaged 5.23 three-and-outs per game last year, which ranked sixth nationally. Syracuse recorded a three-and-out on 35.2 percent of its drives defended (68-193).
- Utah State forced an FBS-best 5.69 three-and-outs per game in 2018.

FBS Third-Down Defense (2017-Pres.)

Rk.	Team	Conv.-Att.	Pct.
1.	Mississippi State	103-358	.288
2.	Clemson	138-477	.289
3.	Syracuse	110-376	.293
5.	UAB	118-383	.308
4.	Michigan	115-370	.311

SYRACUSE SACK EXCHANGE

- Syracuse entered the 2019 season with the most returning sacks on its roster of any FBS team and picked up right where the left off, sacking Liberty passers eight times on Aug. 31.
- DE **Kendall Coleman** has the most sacks of any active player since the start of the 2018 season (12.0) and DE **Alton Robinson** (10.5) is close behind, ranking third nationally in that span.
- The duo, which combined for 20 sacks in 2018, the most by an ACC tandem, are two of the six returning FBS players who registered double-digit sacks a season ago.
- Coleman and NT **Josh Black** each posted two sacks in the season opener. Overall, the Orange had seven players credited with at least half a sack against Liberty.

FBS SACKS PER GAME LEADERS (2018-19)

Rk.	Player/Team	Avg./No.
1.	Kendall Coleman, Syracuse	0.92/12
2.	Patrick Johnson, Tulane	0.82/11.5
3.	Alton Robinson, Syracuse	0.81/10.5
4.	Jessie Lemonier, Liberty	0.77/10
5.	Tipa Galeai, Utah State	0.75/10.5
	A.J. Espenosa, Iowa	0.75/10.5

TAKETH AWAY

- Syracuse turned Liberty over four times in Week 1 and turned the miscues into 10 points.
- Part of Syracuse's defensive turnaround in 2018 was that same success generating turnovers. The Orange more than quadrupled their interception total from 2017 (4) in 2018 (18) to finish fifth nationally in the statistic.
- In addition, the Orange finished last year tied for third nationally with 13 fumble recoveries. The team's 31 turnovers gained last year tied Ohio for the FBS lead. Boston College (26) was the next closest ACC team.
- The Orange own a current streak of 15 consecutive games with a takeaway dating back to the 2017 finale versus Boston College. It's the fourth-longest active takeaway streak in the nation and the best current streak in the ACC.

Consecutive Games w/Takeaway (min. 10)

Rk.	Team	No.
1.	Indiana	19
2.	Houston	18
3.	Mississippi State	17
4.	Syracuse	15
5.	Maryland	13
	Miami (Fla.)	13

THE 'CISCO KID'

- With eight interceptions, preseason All-American S **Andre Cisco** enters the second game of his sophomore season one behind the active FBS career leaders.
- Louisiana Tech's Amik Robertson and UMass' Isaiah Rodgers each have nine. For perspective, Robertson (27 games) has played in nearly twice as many games as Cisco (14) and Rodgers (34) is close to triple.
- In 2018, Cisco was the first freshman to lead the nation in interceptions since Wisconsin's Jamar Fletcher in 1998 and the second true freshman ever to do so, joining Oregon's George Shaw (1951).
- In addition to taking the ball away, Cisco tied for second in the ACC behind Virginia's Bryce Hall (1.8) in passes defended at 1.5 per game last season. His 18 passes defended (7 INT, 11 PBU) matched Texas Tech's Adrian Frye (5 INT, 13 PBU) for the national rookie lead and were an Orange true-freshman record.

FUTURE SCHEDULES

2020

Sept. 12 at Rutgers
 Sept. 18 or 19 vs. Colgate *
 Sept. 26 at Western Michigan
 Oct. 17 vs. Liberty

ACC Home Games: Florida State, Georgia Tech, Louisville, NC State. **ACC Away Games:** Boston College, Clemson, Pittsburgh, Wake Forest.

* - Dependent on progress of stadium construction

2021

Sept. 4 at Ohio
 Sept. 11 vs. Rutgers
 Sept. 25 vs. Liberty
 TBD vs. Albany

ACC Home Games: Boston College, Clemson, Pittsburgh, Wake Forest. **ACC Away Games:** Florida State, Louisville, NC State, Virginia Tech.

2022

Sept. 17 vs. Purdue
 TBD vs. Notre Dame

ACC Home Games: Florida State, Louisville, NC State, Virginia. **ACC Away Games:** Boston College, Clemson, Pittsburgh, Wake Forest.

2023

Sept. 9 vs. Western Michigan
 Sept. 16 at Purdue
 Sept. 23 vs. Army West Point

ACC Home Games: Boston College, Clemson, Pittsburgh, Wake Forest. **ACC Away Games:** Florida State, Louisville, North Carolina, NC State.

2024

Sept. 21 at Army West Point

ACC Home Games: Florida State, Louisville, Miami, NC State. **ACC Away Games:** Boston College, Clemson, Pittsburgh, Wake Forest.

2025

Sept. 27 vs. Army West Point
 TBD at Notre Dame

2026

Sept. 26 at Army West Point
 TBD at Notre Dame

GREEN AND GROWING

The growth displayed by coordinator **Brian Ward's** defense since 2016 has fueled Syracuse's turnaround just as much, if not more, than the Orange's offensive prowess. The biggest areas of improvement have been takeaways, where the Orange nearly tripled their 2017 total last season, and sacks. After tallying 16 sacks in 2017, Syracuse posted a school-record 43 a year ago.

Category	2016 (Rk.)	2017 (Rk.)	2018 (Rk.)
Scoring Defense	38.6 (120)	32.2 (98)	27.0 (64)
Rushing Defense	225.0 (108)	196.7 (98)	162.5 (63)
Third-Down Defense	41.4 (82)	31.1 (13)	28.6 (7)
Turnovers Gained	19 (67)	12 (115)	31 (3)
Red Zone Defense	81.3 (47)	81.3 (48)	76.5 (16)
Tackles for Loss	4.8 (108)	5.6 (77)	7.4 (20)
Sacks	1.3 (115)	1.3 (112)	3.3 (6)



CHARTING THE DEFENSE

10+ TACKLES GAMES

Name	2019	Career
Evan Foster.....	0.....	3
Lakem Williams.....	1.....	1
Andrew Armstrong.....	0.....	1

MULTIPLE SACK GAMES

Name	2019	Career
Alton Robinson.....	0.....	4
Kendall Coleman.....	1.....	3
Josh Black.....	1.....	1
Lakem Williams.....	1.....	1
Kingsley Jonathan.....	0.....	1

SYRACUSE'S RECORD

August	1-0	1.000
September	0-0000
October	0-0000
November	0-0000
Thursday games	0-0000
Friday games	0-0000
Saturday games	1-0	1.000
ACC home games	0-0000
ACC road games	0-0000
Non-conference home games	0-0000
Non-conference road games	1-0	1.000
Ranked home games	0-0000
Ranked road games	0-0000
Games decided 1-8 points	0-0000
Games decided 9-20 points	0-0000
Games decided by 21+ points	1-0	1.000
When scoring 0-10 points	0-0000
When scoring 11-19 points	0-0000
When scoring 20-29 points	1-0	1.0000
When scoring 30-39 points	0-0000
When scoring 40+ points	0-0000
When allowing 0-10 points	1-0	1.000
When allowing 11-19 points	0-0000
When allowing 20-29 points	0-0000
When allowing 30-39 points	0-0000
When allowing 40+ points	0-0000
Day games (before 6 p.m.)	0-0000
Night games (6 p.m. or later)	1-0	1.000
Scoring first	1-0	1.000
Opponent scores first	0-0000
Leading after 1st quarter	1-0	1.000
Tied after 1st quarter	0-0000
Trailing after 1st quarter	0-0000
Leading at halftime	1-0	1.000
Tied at halftime	0-0000
Trailing at halftime	0-0000
Leading after 3rd quarter	1-0	1.000
Tied after 3rd quarter	0-0000
Trailing after 3rd quarter	0-0000
No turnovers	0-0000
One turnover	0-0000
More than one turnover	1-0	1.000
No takeaways	0-0000
One takeaway	0-0000
More than one takeaway	1-0	1.000
Time of possession > 30:00	1-0	1.000
Time of possession < 30:00	0-0000
With 100-yard rusher	0-0000
With 100-yard receiver	0-0000
With 300-yard passer	0-0000

GAME NOTES: SPECIAL TEAMS

LUSTIG EARNS PROMOTION

- Special teams coordinator **Justin Lustig** was promoted to assistant head coach by **Dino Babers** in the offseason.
- Under Lustig's guidance, Syracuse led the ACC in net punting average in both 2017 (41.3) and 2018 (39.3).
- In addition to net punting, Syracuse topped the conference in kickoff return yardage defense (18.3 ypr) last season and ranked among the top three in the league in four more special teams categories.
- Veteran college football writer Bruce Feldman of *The Athletic* ranked Lustig No. 29 on his list of the Top 40 assistant coaches to watch in 2019.

SZMYT HAPPENS AGAIN

- Redshirt sophomore PK **Andre Szmyt** is looking to build on his sensational freshman season that saw him win the Lou Groza Award as the country's top kicker and become the first specialist in team history to earn unanimous All-America honors.
- A 2019 preseason All-American, Szmyt made an ACC-record 30-of-34 field goals and a school-record 61 PATs in 2018.
- Szmyt finished second in the nation with a Syracuse-record 151 points, the third-best scoring total for a kicker in NCAA history.
- At 11.6 points per game, Szmyt paced the country in scoring average to become the second kicker in NCAA history to lead the nation in points per game. The first was Boise State's Tyler Jones in 2004.

Szmyt NCAA Records

- Most FG Made by a Freshman:** 30 in 2018
- Most 2+ FG Games in a Season:** 11 in 2018
- Most 3+ FG Games in a Season (Tied):** 6 in 2018

CURRENT PAT STREAK LONGEST IN ACC

- Syracuse owns the longest current streak among ACC teams with 95 consecutive extra points made. The Orange's last miss was by PK Cole Murphy on Sept. 1, 2017 versus Central Connecticut State.
- Auburn has converted 277 straight extra points since 2013, the longest active streak in the FBS.
- From 1978 to 1989, Syracuse hit a then NCAA-record 262 straight PATs. That record was broken by Florida State, which made 302 in a row from 2012 to 2016.

OLD RELIABLE

- Preseason All-ACC selection P **Sterling Hofrichter** has started all 38 games for the Orange since his freshman season of 2016.
- Hofrichter, who ranks third in team history with a 43.1 career punting average, is the only specialist in the country with 35+ consecutive starts.

Most Consecutive Starts (FBS)

No.	Name, Pos.	Team
41	Ethan Reed, OL	Louisiana Tech
40	Marlon Davidson, DL	Auburn
40	Luke Juriga, OL	Western Michigan
39	Scott Frantz, OL	Kansas State
39	Shane Lemieux, OL	Oregon
39	Calvin Throckmorton, OL	Oregon
39	Dustin Woodard, OL	Memphis
38	Julian Good-Jones, OL	Iowa State
38	Sterling Hofrichter, P	Syracuse

SPECIAL TEAMS TACKLES

Name	Total	KO	Punt
Chris Fredrick	2	0	2
Otto Zaccardo	2	2	0
Aaron Bolinsky	1	0	1
Tyrell Richards	1	1	0
Allen Stritzinger	1	1	0

PINNING THEM DEEP

- P **Sterling Hofrichter** has landed 35.7 percent (74) of his 207 career punts inside the 20-yard line with only 12 touchbacks. In 2018, Hofrichter topped the ACC with 26 punts placed inside the 20.

LIFE OF RILEY

- Senior WR **Sean Riley** is in his fourth season as Syracuse's primary kickoff return man. He is also handling punt return duties for the third straight year. Riley finished second nationally in punt return average (16.4) to New Mexico's Marcus Hayes (21.2) in 2018.
- Riley tops the FBS active leaderboard for most kickoffs returned (100) and ranks third in kickoff return yards (2,174). Those totals each rank second in the Orange career record book behind Qadry Ismail (105 returns for 2,290 yards).
- The Los Angeles, California native has 18 returns of more than 30 yards in his career (13 KR, 5 PR).

Most Kickoffs Returned (Active FBS Leaders)

No.	Name, Year	Team
100	Sean Riley, Sr.	Syracuse
97	CJ Sanders, R-Sr.	SMU
84	Joe Reed, Sr.	Virginia

Most Kickoff Return Yards (Active FBS Leaders)

Yds	Name, Year	Team
2,350	CJ Sanders, R-Sr.	SMU
2,294	Joe Reed, Sr.	Virginia
2,174	Sean Riley, Sr.	Syracuse

FINDING THE END ZONE

- Syracuse has 40 special teams touchdowns since 1992, including two in 2018.
- The most recent was WR **Sean Riley's** 69-yard punt return TD against UConn on Sept. 22, 2018. Two weeks earlier, against Wagner, Riley blocked a punt that was returned by DB **Trill Williams** for a 2-yard score.

Special Teams TD Breakdown (Since 1992)

- Punt Returns – 15
- Blocked Punt Returns – 12
- Kickoff Returns – 11
- Blocked Field Goal Returns – 1
- Fumbled Punt Returns – 1

GAME NOTES: MISCELLANEOUS

ORANGE TO RETIRE TIM GREEN'S JERSEY

- Syracuse will add the No. 72 jersey of all-time sacks leader **Tim Green** to those hanging in the Dome rafters on Sept. 14 during the Clemson game.
- Green is the first predominantly defensive player to have his jersey retired by the program.
- A member of Syracuse's All-Century team, Green tallied a school-record 45.5 sacks and 341 career tackles, the most by a down lineman in program history, from 1982-85.
- Green was a two-time Academic All-American and Rhodes Scholarship finalist before going on to a successful NFL career with the Atlanta Falcons. He is also an accomplished author and lawyer.
- In November 2018, Green announced that he had been diagnosed with ALS.

Syracuse Retired Numbers & Jerseys

2005 – No. 44 (25 players)
 2007 – Larry Csonka (39)
 2007 – John Mackey (88)
 2013 – Donovan McNabb (5)
 2013 – Don McPherson (9)
 2018 – Joe Morris (47)
 2019 – **Tim Green (72)**

HAPPY ANNIVERSARY!

- The 2019 campaign marks the 60th anniversary of Syracuse's 1959 national championship team. Members of that legendary Orange squad will be recognized on Sept. 14 at the Clemson game.
- The first undefeated team in school history, the 1959 Orange finished the season 11-0 and were crowned national champions by 15 selectors, including the Associated Press and UPI.
- Coached by the legendary **Ben Schwartzwalder** and led by future Heisman Trophy winner **Ernie Davis**, Syracuse dominated its opponents, leading the nation in scoring offense (39.0 ppg), total offense (451.5 ypg), rushing offense (313.6 ypg), total defense (96.2 ypg) and rushing defense (19.3 ypg).
- The Orange outscored their 10 regular-season foes 390-59 with five shutouts, including a 29-0 blanking of Maryland. ESPN commentator Lee Corso, who was the Terps' quarterbacks coach at the time, said of the Syracuse defense: "It was one of the best I've ever seen or coached against in all my years."
- Featuring five All-Americans, including Davis, the 1959 Orange capped their perfect season by defeating Texas 23-14 in the Cotton Bowl. It was the first bowl win in program history.


OVERTIME HISTORY

Since the NCAA instituted overtime in 1996, Syracuse owns a 10-8 (.556) overall record in extra-session games.

Date	Opponent	W/L	Score
8/30/97	NC State	L	31-32
11/13/99	at Rutgers	L	21-24
10/7/00	Pittsburgh	W	24-17 (2OT)
9/28/02	at Auburn	L	34-37 (3OT)
11/9/02	Virginia Tech	W	50-42 (3OT)
9/6/03	at North Carolina	W	49-47 (3OT)
11/6/04	Pittsburgh *	W	38-31 (2OT)
9/9/06	Iowa	L	13-20 (2OT)
9/30/06	Wyoming *	W	40-34 (2OT)
9/5/09	Minnesota	L	20-23
9/1/11	Wake Forest	W	36-29
9/24/11	Toledo	W	33-30
10/1/11	Rutgers	L	16-19 (2OT)
8/29/14	Villanova	W	27-26 (2OT)
9/19/15	Central Michigan	W	30-27
10/17/15	at Virginia	L	38-44 (3OT)
10/6/18	at Pittsburgh	L	37-44
10/20/18	North Carolina	W	40-37 (2OT)

* - Win vacated by NCAA

OUR HOUSE



• Built between April 1979 and September 1980, the Dome was the fifth-largest stadium of its kind in the U.S. at the time and the first in the Northeast. The building covers 7.7 acres and has 527,320 square feet of floor space. It is 570 feet long and 497 feet wide, and the top of the Dome is 165 feet above the playing surface.

• In May 2018, the University Board of Trustees authorized a \$118 million investment for new stadium improvements. Renovations are underway and in March of 2020 installation of a new fixed roof will begin. Additional upgrades include a vertically hung scoreboard, state-of-the-art sound and lighting systems, improved accessibility and added Wi-Fi capabilities. Air conditioning, new accessible restrooms and new concessions space are elements expected to be ready by fall of 2022.

• The Orange were 6-0 at the Dome last season and outscored their opponents, 288-139. It marked the fourth time since the building opened that the Orange went unbeaten at home. The other three perfect Dome seasons (all 6-0) were in 1987, 1988 and 2001.

TOP 10 CARRIER DOME CROWDS

	Att.	Opponent	Year
1.	50,564	Miami (Ohio)	1980
2.	50,350	Navy	1980
3.	50,243	Pittsburgh	1980
4.	50,037	Penn State	1981
5.	50,021	Penn State	1985
6.	50,011	Penn State	1987
7.	50,010	Penn State	1983
8.	49,892	Boston College	1987
9.	49,876	Penn State	1989
10.	49,866	West Virginia	1987

STADIUM QUICK FACTS

First Game: Sept. 20, 1980

Result: Syracuse 36, Miami (Ohio) 24

Syracuse Record: 145-90-2 (.616) *

Field Name: Ernie Davis Legends Field

Surface: FieldTurf

Capacity: 49,057

* - Record includes eight wins from 2004-06 vacated by NCAA

ON THIS DATE - SEPT. 7

Syracuse is 2-3 all-time when playing on Sept. 7 ... Most recently, the team lost at Northwestern, 48-27 ... Every game the Orange have played on Sept. 7 has been a matchup with a Power-Five opponent, including four at home.

Year	Opponent	Result
1974.....	Oregon State.....	W, 23-15
1991.....	Vanderbilt.....	W, 37-10
1996.....	North Carolina.....	L, 10-27
2002.....	North Carolina.....	L, 22-30
2013.....	at Northwestern.....	L, 27-48

1991

In what was Paul Pasqualoni's first game at the helm of the Syracuse football program, the Orange defeated Vanderbilt 37-10 behind an 18-of-29 passing performance from QB Marvin Graves. TE Chris Gedney caught a touchdown, while WR Qadry Ismail and FB Al Wooten each ran for scores, as Syracuse tallied 34 unanswered points to defeat the Commodores.

1996

Syracuse dropped the 1996 season opener after being held to just 184 total yards of offense.

2002

RB Walter Reyes and RB Damien Rhodes combined for 149 of Syracuse's 183 yards on the ground, but it wasn't enough. Carolina QB Darian Durant threw for 284 yards and a pair of touchdowns in the win.

2013

QB Drew Allen passed for 279 yards and a touchdown, while backup Terrel Hunt made his debut and would eventually go on to lead the team to a win in the Texas Bowl. Northwestern's Trevor Siemian completed 15-of-19 passes for 259 yards and three scores to lead the Wildcats.

ORANGE IN THE NFL

Name	Pos.	Team
Riley Dixon	P	New York Giants
Amba Etta-Tawo (IR)	WR	New York Giants
Zaire Franklin	LB	Indianapolis Colts
Steve Ishmael (IR)	WR	Indianapolis Colts
Chandler Jones	OLB	Arizona Cardinals
Koda Martin (IR)	OL	L.A. Chargers
Justin Pugh	OG	Arizona Cardinals
Chris Slayton (PS)	DL	New York Giants



HOME OF CHAMPIONS

Syracuse is one of the 10 FBS schools to win national championships in both football and men's basketball. The Orange became the ninth member of that exclusive club in 2003 when **Jim Boenheim's** team cut down the nets. Florida is the most recent program to capture titles in both sports.

The winner of 11 NCAA men's lacrosse championships, Syracuse is one of two schools with national titles in all three sports. Maryland is the other.

School	FB	MBB
Arkansas	1964	1994
California	3 (1922)	1959
Florida	2 (2008)	2 (2007)
Maryland	1953	2002
Michigan	9 (1997)	1989
Michigan State	3 (1966)	2 (2000)
Ohio State	8 (2014)	1960
Stanford	1926	1942
Syracuse	1959	2003
UCLA	1954	11 (1995)

NOTE: For schools with multiple championships, the number of national titles is listed with the year of the most recent championship in parenthesis.

GAME NOTES: MISCELLANEOUS

EST. 1889

- The Syracuse program is one of the most storied in college football. The Orange rank 11th among Division I teams and sixth among FBS schools in games played. Their 1,319 games is first in the ACC.
- The Orange's varsity football history dates back to Nov. 23, 1889 when Syracuse traveled to the University of Rochester for its inaugural contest.

Division I Most Games Played

Rk.	Team	Games
1.	Penn	1,392
2.	Rutgers	1,349
3.	Fordham	1,346
4.	Lehigh	1,342
5.	Yale	1,340
6.	Navy	1,335
7.	Michigan	1,331
8.	Nebraska	1,325
9.	Harvard	1,321
10.	Penn State	1,320
11.	Syracuse	1,319
12.	Virginia	1,315
13.	Texas	1,311
14.	North Carolina	1,303
15.	Pittsburgh	1,294

CHAMPIONS WELCOME

- Both the Orange football and men's basketball teams will host the defending national champions in their respective home openers. The Syracuse football program welcomes Clemson to the Dome on Sept. 14, while the men's basketball team starts its 2019-20 campaign at home against Virginia on Nov. 6.
- According to Syracuse.com's Mike Waters, this unique scenario has only occurred once before. In 1967, Purdue opened its football season against Notre Dame, who shared the previous year's national title with Michigan State. The Boilermakers then started the 1967-68 basketball season at home against John Wooden and defending national champion UCLA.

'LA FAMILIA' SERIES A HIT

- In July, Syracuse Athletics debuted the six-part series "La Familia." The lifestyle-focused program features a handful of different players and offers fans an inside look at the Orange football program under **Dino Babers**.
- Each episode is approximately 15 minutes long. An archive of the full series is available at Cuse.com/LaFamilia.

NEW UNIFORMS FOR 2019

- In June, Syracuse unveiled its new Nike Vapor Untouchable uniform set. The uniforms feature custom design elements with jerseys and pants in three colors – orange, blue and white.
- The jerseys include bold sleeve stripes, similar to those worn by Syracuse in the 1950s and 60s, and feature the words "For the Glory" on the inside of the neckline in reference to the last verse of the Syracuse University fight song "Down the Field."
- When factoring in its orange and white helmets, Syracuse has 18 different uniform combinations to choose from.



WORKIN' WEEKDAYS

- In October, Syracuse will play consecutive weekday games for just the third time since World War II. The Orange visit NC State for a Thursday night contest on Oct. 10 and return home to face Pittsburgh on Friday, Oct. 18.
- Previously, Syracuse played back-to-back Friday games during the course of the 1952 and 2016 seasons. In 1952, the Orange defeated Boston University 34-21 on Friday, Sept. 26 and beat Temple (27-0) on the road a week later. In 2016, **Dino Babers'** first year as Syracuse head coach, the Orange opened the season with Friday home games against Colgate (Sept. 2) and Louisville (Sept. 9).
- The Orange are 15-3 (.833) in weekday games since beating Kansas State in the 2010 Pinstripe Bowl.

DEGREES IN HAND

- The following six student-athletes have earned their undergraduate degrees and are competing as graduate students in 2019:

Name, Pos.	Undergraduate Degree
Ryan Alexander, OL	Interdisciplinary Studies
Antwan Cordy, DB	Child and Family Studies
Andrejas Duerig, OL	Human Dev. & Family Sci.
Shaq Grosvenor, DL	Human Dev. & Family Sci.
Sterling Hofrichter, P/PK	Public Health
Ben Honis, LB	Applied Economics

GAME-BY-GAME NOTEABLES

Opponent	Time	Length	Att.	Half	Final	Coin Toss	Kickoff/Receive	1st SU Poss.	1st Opp. Poss.	Helmet	Jersey	Pants
at Liberty	6 p.m.	3:08	21,671	10-0	24-0	Lost	Receive	Punt	Punt	Orange	White	Orange
at Maryland	12 p.m.											
Clemson	7:30 p.m.											
Western Michigan	TBA											
Holy Cross	TBA											
at NC State	8 p.m.											
Pitt	7 p.m.											
at Florida State	TBA											
Boston College	TBA											
at Duke	TBA											
at Louisville	TBA											
Wake Forest	TBA											

AROUND THE ACC/NATIONAL POLLS

2019 ACC STANDINGS

Atlantic Division	ACC Games					Overall						
	W-L	For	Opp	Hm	Rd	W-L	For	Opp	Hm	Rd	Nu	Streak
Clemson	1-0	52	14	1-0	0-0	1-0	52	14	1-0	0-0	0-0	Won 16
Boston College	1-0	35	28	1-0	0-0	1-0	35	28	1-0	0-0	0-0	Won 1
Wake Forest	0-0	0	0	0-0	0-0	1-0	38	35	1-0	0-0	0-0	Won 3
NC State	0-0	0	0	0-0	0-0	1-0	34	6	1-0	0-0	0-0	Won 1
Syracuse	0-0	0	0	0-0	0-0	1-0	24	0	0-0	1-0	0-0	Won 3
Florida State	0-0	0	0	0-0	0-0	0-1	31	36	0-1	0-0	0-0	Lost 2
Louisville	0-0	0	0	0-0	0-0	0-1	17	35	0-1	0-0	0-0	Lost 10

Coastal Division	ACC Games					Overall						
	W-L	For	Opp	Hm	Rd	W-L	For	Opp	Hm	Rd	Nu	Streak
Virginia	1-0	30	14	0-0	1-0	1-0	30	14	0-0	1-0	0-0	Won 2
North Carolina	0-0	0	0	0-0	0-0	1-0	24	20	0-0	0-0	1-0	Won 1
Miami	0-0	0	0	0-0	0-0	0-1	20	24	0-0	0-0	0-1	Lost 2
Duke	0-0	0	0	0-0	0-0	0-1	3	42	0-0	0-0	0-1	Lost 1
Georgia Tech	0-1	14	52	0-0	0-1	0-1	14	52	0-0	0-1	0-0	Lost 3
Pittsburgh	0-1	14	30	0-1	0-0	0-1	14	30	0-1	0-0	0-0	Lost 4
Virginia Tech	0-1	28	35	0-0	0-1	0-1	28	35	0-0	0-1	0-0	Lost 2

LAST WEEK'S RESULTS

Thursday, Aug. 29

Clemson 52, Georgia Tech 14

Friday, Aug. 30

Wake Forest 38, Utah State 35

Saturday, Aug. 31

Syracuse 24, Liberty 0

Alabama 42, Duke 3

Boise State 36, Florida State 31

NC State 34, East Carolina 6

North Carolina 24, South Carolina 20

Boston College 35, Virginia Tech 28

Virginia 30, Pittsburgh 14

Monday, Sept. 3

Notre Dame 35, Louisville 17

THIS WEEK'S SCHEDULE

Friday, Sept. 6

William & Mary at Virginia 8 p.m.

Saturday, Sept. 7

Ohio at Pittsburgh 11 a.m.

Old Dominion at Virginia Tech 12 p.m.

Syracuse at Maryland 12 p.m.

Western Carolina at NC State 12:30 p.m.

USF at Georgia Tech 2 p.m.

Texas A&M at Clemson 3:30 p.m.

Richmond at Boston College 3:30 p.m.

ULM at Florida State 5 p.m.
 North Carolina A&T at Duke 6 p.m.
 Eastern Kentucky at Louisville 7 p.m.
 Miami at North Carolina 8 p.m.
 Wake Forest at Rice 8 p.m.

ASSOCIATED PRESS POLL [Sept. 3]

	Rec.	Pts.	Prev.
1. Clemson (54)	1-0	1,542	1
2. Alabama (8)	1-0	1,493	2
3. Georgia	1-0	1,407	3
4. Oklahoma	1-0	1,337	4
5. Ohio State	1-0	1,270	5
6. LSU	1-0	1,233	6
7. Michigan	1-0	1,126	7
8. Notre Dame	1-0	1,037	9
9. Texas	1-0	1,032	10
10. Auburn	1-0	958	16
11. Florida	1-0	940	8
12. Texas A&M	1-0	862	12
13. Utah	1-0	826	14
14. Washington	1-0	768	13
15. Penn State	1-0	688	15
16. Oregon	0-1	568	11
17. Wisconsin	1-0	519	19
18. UCF	1-0	445	17
19. Michigan State	1-0	409	18
20. Iowa	1-0	351	20
21. Syracuse	1-0	246	22
22. Washington State	1-0	244	23
23. Stanford	1-0	198	25
24. Boise State	1-0	179	NR
25. Nebraska	1-0	86	24
Iowa State	1-0	86	21

Opponents Receiving Votes:

Boston College 1

AMWAY COACHES POLL [Sept. 3]

	Rec.	Pts.	Prev.
1. Clemson (58)	1-0	1,594	1
2. Alabama (6)	1-0	1,540	2
3. Georgia	1-0	1,435	3
4. Oklahoma	1-0	1,395	4
5. Ohio State	1-0	1,340	5
6. LSU	1-0	1,260	6
7. Michigan	1-0	1,155	7
8. Notre Dame	1-0	1,055	9
9. Texas	1-0	1,044	10
10. Florida	1-0	990	8
11. Texas A&M	1-0	932	11
12. Washington	1-0	868	12
13. Auburn	1-0	857	16
14. Penn State	1-0	774	14
15. Utah	1-0	738	15
16. Wisconsin	1-0	568	17
17. UCF	1-0	513	17
18. Oregon	0-1	422	13
19. Iowa	1-0	395	19
20. Michigan State	1-0	382	20
21. Washington State	1-0	324	21
22. Syracuse	1-0	263	22
23. Stanford	1-0	249	23
24. Boise State	1-0	164	NR
25. Nebraska	1-0	94	NR

Opponents Receiving Votes:

NC State 18, Boston College 10

SYRACUSE WEEK-BY-WEEK RANKING

	AP	CP	CFP
Preseason	22	22	-
Sept. 3	21	22	-
Sept. 8			
Sept. 15			
Sept. 22			
Sept. 29			
Oct. 6			
Oct. 13			
Oct. 20			
Oct. 27			
Nov. 3			
Nov. 10			
Nov. 17			
Nov. 24			
Dec. 1			
Dec. 8			

THE BABERS FILE

PERSONAL DATA

Experience: 36th season/4th at Syracuse

Hometown: San Diego, Calif.

Alma Mater: Hawaii '84

Family: wife, Susan; daughters, Breehna, Tasha, Jazzmin and Paris

PLAYING EXPERIENCE

College: Hawaii (1979-83)

Pro: BC Lions (CFL, 1984 free-agent signee)

COACHING LEDGER

Year	School	W-L-T	Pos.
1984	Hawaii	7-4	GA
1985	Arizona State	8-4	GA
1986	Arizona State	10-1-1	GA
1987	Eastern Illinois	5-6	RB
1988	UNLV	4-7	STC/RB
1989	UNLV	4-7	STC/RB
1990	Northern Arizona	5-6	STC/DB
1991	Purdue	4-7	WR
1992	Purdue	4-7	WR
1993	Purdue	1-10	WR
1994	San Diego State	4-7	WR
1995	Arizona	6-5	WR
1996	Arizona	5-6	WR
1997	Arizona	7-5	RB
1998	Arizona	12-1	OC/QB
1999	Arizona	6-6	OC/QB
2000	Arizona	5-6	OC/QB
2001	Texas A&M	8-4	OC/QB
2002	Texas A&M	6-6	OC/QB
2003	Pittsburgh	8-5	RB
2004	UCLA	6-6	WR
2005	UCLA	10-2	WR
2006	UCLA	7-6	RB
2007	UCLA	6-6	AHC/RB
2008	Baylor	4-8	WR
2009	Baylor	4-8	STC/WR
2010	Baylor	7-6	STC/WR
2011	Baylor	10-3	STC/WR

Totals 28 seasons
Assistant Coach 173-155-1 (.527)

Year	School	W-L-T	Pos.
2012	Eastern Illinois	7-5	HC
2013	Eastern Illinois	12-2	HC
2014	Bowling Green	8-6	HC
2015	Bowling Green	10-3	HC
2016	Syracuse	4-8	HC
2017	Syracuse	4-8	HC
2018	Syracuse	10-3	HC
2019	Syracuse	1-0	HC

Totals 8 seasons
Head Coach 56-35 (.615)

AWARDS & HONORS

Eastern Illinois

- 2012 AFCA Region 3 Coach of the Year
Ohio Valley Coach of the Year
- 2013 AFCA Region 3 Coach of the Year
Ohio Valley Coach of the Year

Syracuse

- 2017 Dodd Trophy Coach of the Week
(Oct. 13 vs. Clemson)
- 2018 AFCA Region 1 Coach of the Year
Co-ACC Coach of the Year (AP)
ECAC Coach of the Year

DINO
BABERS

Head Coach • Fourth Season • Career Record: 56-35 (.615)



- Named the 30th head coach in Syracuse football history on Dec. 5, 2016.
- Voted the AFCA Region 1 Coach of the Year, Associated Press co-ACC Coach of the Year and ECAC Coach of the Year after guiding the Orange to their first bowl berth since 2013, their first national ranking since 2001, and the seventh 10-win season in the history of the program in 2018.
- In 2016, commanded a Syracuse offense that set or tied 44 school records, including the team season records for most passing yards (3,855) and most completions (332).
- Has coached four All-Americans at Syracuse (WR Amba Etta-Tawo, WR Steve Ishmael, S Andre Cisco, PK Andre Szymt) and 18 All-ACC players.
- Mentored 17 All-MAC performers at Bowling Green, including 2015 MAC Vern Smith Leadership Award winner and former Syracuse quality control assistant Matt Johnson.
- Coached Eastern Illinois quarterback Jimmy Garoppolo, who was named the 2013 Walter Payton Award winner as the nation's top FCS player. Garoppolo was the second-round pick of the New England Patriots in 2014 and signed one the richest contracts in NFL history with the San Francisco 49ers in 2018.
- Babers has coached or recruited more than 60 NFL players, including three Pro Bowlers, and 2000 All-Pro selection Az-Zahir Hakim.

BABERS RECORD WHEN ...

	2019	Career
Scoring first.....	1-0	43-13
Opponent scores first.....	0-0	13-22
Leading at half.....	1-0	49-6
Tied at half.....	0-0	2-0
Trailing at half.....	0-0	5-29
Leading after three quarters.....	1-0	46-3
Tied after three quarters.....	0-0	3-2
Trailing after three quarters.....	0-0	7-30
In overtime.....	0-0	3-2

Less than 400 yds of total offense.....	1-0	4-19
400-499 yds of total offense.....	0-0	9-7
500+ yds of total offense.....	0-0	43-9
Allowing < 400 yds of total offense.....	1-0	34-6
Allowing 400-499 yds of total offense.....	0-0	11-10
Allowing 500+ yds of total offense.....	0-0	11-19

Rushing for less 100 yds.....	0-0	5-8
Rushing for 100-199 yds.....	1-0	28-24
Rushing for 200+ yds.....	0-0	23-3
Allowing less than 100 rushing yds.....	1-0	18-3
Allowing 100-199 rushing yds.....	0-0	28-13
Allowing 200+ rushing yds.....	0-0	10-19

Passing for less than 300 yds.....	1-0	21-21
Passing for 300-399 yds.....	0-0	14-8
Passing for 400+ yds.....	0-0	21-6
Allowing less than 300 passing yds.....	1-0	40-21
Allowing 300-399 passing yds.....	0-0	12-9
Allowing 400+ passing yds.....	0-0	4-5

Scoring less than 20 points.....	0-0	0-11
Scoring 20-29 points.....	1-0	7-12
Scoring 30-39 points.....	0-0	16-8
Scoring 40+ points.....	0-0	33-4
Allowing less than 20 points.....	1-0	24-0
Allowing 20-29 points.....	0-0	22-6
Allowing 30-39 points.....	0-0	5-5
Allowing 40+ points.....	0-0	5-24

	2019	Career
No turnovers.....	0-0	12-5
One turnover.....	0-0	19-7
More than one turnover.....	1-0	25-23
No takeaways.....	0-0	5-11
One takeaway.....	0-0	14-9
More than one takeaway.....	1-0	37-15

Time of Possession > 30:00.....	1-0	26-6
Time of Possession < 30:00.....	0-0	30-29

Tuesday.....	0-0	2-1
Wednesday.....	0-0	3-1
Thursday.....	0-0	2-0
Friday.....	0-0	7-5
Saturday.....	1-0	42-28

August.....	1-0	4-1
September.....	0-0	17-12
October.....	0-0	17-6
November.....	0-0	14-14
December.....	0-0	4-2

Home.....	0-0	30-12
Away.....	1-0	23-19
Neutral.....	0-0	3-4

Day games.....	0-0	36-24
Night games (6 p.m. or later).....	1-0	20-11

Televised games.....	1-0	43-32
ABC.....	0-0	0-3
ACC Network Extra.....	0-0	4-2
American Sports Network.....	0-0	0-1
Big Ten Network.....	0-0	2-0
CBS Sports Network.....	0-0	2-1
ESPN.....	0-0	5-2
ESPN2.....	0-0	7-7
ESPN3.....	0-0	13-5
ESPNU.....	0-0	2-1
ESPNNews.....	0-0	1-0
ESPN+.....	1-0	1-0
FOX College Sports.....	0-0	2-0
NBC.....	0-0	0-1
Raycom Sports.....	0-0	2-6
RSN.....	0-0	2-2
SEC Network.....	0-0	0-0

BABERS YEAR-BY-YEAR

2012 (7-5, 6-1 OVC) • Eastern Illinois

Date	Opponent	Score
Aug. 30	Southern Illinois	W, 49-28
Sept. 8	at Western Michigan	L, 21-52
Sept. 15	at Illinois State	L, 51-54 (2OT)
Sept. 22	Murray State	W, 50-49 (OT)
Sept. 29	Austin Peay	W, 65-15
Oct. 6	at Tennessee-Martin	L, 37-51
Oct. 13	Jacksonville State	W, 31-28
Oct. 27	at Eastern Kentucky	W, 24-7
Nov. 3	at Tennessee Tech	W, 31-24
Nov. 10	Southeast Missouri	W, 39-20
Nov. 17	at Central Arkansas	L, 30-48
Nov. 24	at South Dakota State *	L, 10-58

* - FCS Playoffs

2013 (12-2, 8-0 OVC) • Eastern Illinois

Date	Opponent	Score
Aug. 31	at San Diego State	W, 40-19
Sept. 7	at Southern Illinois	W, 40-37 (2OT)
Sept. 14	Illinois State	W, 57-24
Sept. 21	at Northern Illinois	L, 39-43
Sept. 28	Eastern Kentucky	W, 42-7
Oct. 10	at Austin Peay	W, 63-7
Oct. 19	Southeast Missouri	W, 55-33
Oct. 26	at Tennessee State	W, 34-16
Nov. 2	Tennessee Tech	W, 56-21
Nov. 9	at Murray State	W, 37-17
Nov. 16	Jacksonville State	W, 52-14
Nov. 23	at Tennessee-Martin	W, 70-22
Dec. 7	Tennessee State *	W, 51-10
Dec. 13	Towson *	L, 39-49

* - FCS Playoffs

2014 (8-6, 5-3 MAC) • Bowling Green

Date	Opponent	Score
Aug. 29	at Western Kentucky	L, 31-59
Sept. 6	VMI	W, 48-7
Sept. 13	Indiana	W, 45-42
Sept. 20	at Wisconsin	L, 17-68
Sept. 27	at Massachusetts	W, 47-42
Oct. 4	Buffalo	W, 36-35
Oct. 11	at Ohio	W, 31-13
Oct. 18	Western Michigan	L, 14-26
Nov. 4	at Akron	W, 27-10
Nov. 12	Kent State	W, 30-20
Nov. 19	at Toledo	L, 20-27
Nov. 28	Ball State	L, 24-41
Dec. 5	vs. Northern Illinois *	L, 17-51
Dec. 20	South Alabama ^	W, 33-28

* - MAC Championship Game (Detroit, Mich.)

^ - Camellia Bowl (Montgomery, Ala.)

2015 (10-3, 7-1 MAC) • Bowling Green

Date	Opponent	Score
Sept. 5	vs. Tennessee *	L, 30-59
Sept. 12	at Maryland	W, 48-27
Sept. 19	Memphis	L, 41-44
Sept. 26	at Purdue	W, 35-28
Oct. 3	at Buffalo	W, 28-22
Oct. 10	Massachusetts	W, 62-38
Oct. 17	Akron	W, 59-10
Oct. 24	at Kent State	W, 48-0
Nov. 4	Ohio	W, 62-24
Nov. 11	at Western Michigan	W, 41-27
Nov. 17	Toledo	L, 28-44
Nov. 24	at Ball State	W, 48-10
Dec. 4	vs. Northern Illinois ^	W, 34-14

* - at L.P. Field (Nashville, Tenn.)

^ - MAC Championship Game (Detroit, Mich.)

NOTE: Babers was named Syracuse's head coach on Dec. 5, 2015. He did not coach Bowling Green in the 2015 GoDaddy Bowl.

2016 (4-8, 2-6 ACC) • Syracuse

Date	Opponent	Score
Sept. 2	Colgate	W, 33-7
Sept. 9	Louisville	L, 28-62
Sept. 17	USF	L, 20-45
Sept. 24	at Connecticut	W, 31-24
Oct. 1	vs. Notre Dame *	L, 33-50
Oct. 8	at Wake Forest	L, 9-28
Oct. 15	Virginia Tech	W, 31-17
Oct. 22	at Boston College	W, 28-20
Nov. 5	at Clemson	L, 0-54
Nov. 12	NC State	L, 20-35
Nov. 19	Florida State	L, 14-45
Nov. 26	at Pittsburgh	L, 61-76

* - at MetLife Stadium (East Rutherford, N.J.)

2017 (4-8, 2-6 ACC) • Syracuse

Date	Opponent	Score
Sept. 1	Central Connecticut State	W, 50-7
Sept. 9	Middle Tennessee	L, 23-30
Sept. 16	Central Michigan	W, 41-17
Sept. 23	at LSU	L, 26-35
Sept. 30	at NC State	L, 25-33
Oct. 7	Pittsburgh	W, 27-24
Oct. 13	Clemson	W, 27-24
Oct. 21	at Miami (Fla.)	L, 19-27
Nov. 4	at Florida State	L, 24-27
Nov. 11	Wake Forest	L, 43-64
Nov. 18	at Louisville	L, 10-56
Nov. 25	Boston College	L, 14-42

2018 (10-3, 6-2 ACC) • Syracuse

Date	Opponent	Score
Aug. 31	at Western Michigan	W, 55-42
Sept. 8	Wagner	W, 62-10
Sept. 15	Florida State	W, 30-7
Sept. 22	Connecticut	W, 51-21
Sept. 29	at Clemson	L, 23-27
Oct. 6	at Pittsburgh	L, 37-44 (OT)
Oct. 20	North Carolina	W, 40-37 (2OT)
Oct. 27	NC State	W, 51-41
Nov. 3	at Wake Forest	W, 41-24
Nov. 9	Louisville	W, 54-23
Nov. 17	vs. Notre Dame *	L, 3-36
Nov. 24	at Boston College	W, 42-21
Dec. 28	vs. West Virginia ^	W, 34-18

* - at Yankee Stadium (Bronx, N.Y.)

^ - Camping World Bowl (Orlando, Fla.)

2019 (1-0, 0-0 ACC) • Syracuse

Date	Opponent	Score
Aug. 31	at Liberty	W, 24-0
Sept. 7	at Maryland	
Sept. 14	Clemson	
Sept. 21	Western Michigan	
Sept. 28	Holy Cross	
Oct. 10	at NC State	
Oct. 18	Pittsburgh	
Oct. 26	at Florida State	
Nov. 2	Boston College	
Nov. 16	at Duke	
Nov. 23	at Louisville	
Nov. 30	Wake Forest	

BABERS ERA SUPERLATIVES

Most Points in a Game

62 vs. Wagner, Sept. 8, 2018

Most Points in a Half

45 vs. Wagner, Sept. 8, 2018

Most Points in a Quarter

30 vs. Louisville (2nd), Nov. 9, 2018

Largest Deficit Overcome in a Win

10 (0-10) at Wake Forest, Nov. 3, 2018

Most Touchdowns Scored

9 at Pittsburgh, Nov. 26, 2016

Most Rushing Touchdowns

5 at Western Michigan, Aug. 31, 2018

5 at Wake Forest, Nov. 3, 2018

5 vs. Louisville, Nov. 9, 2018

Most Passing Touchdowns

5 at Pittsburgh, Nov. 26, 2016

5 vs. Wagner, Sept. 8, 2018

Most Field Goals Made

4 vs. Colgate, Sept. 2, 2016

4 vs. Miami (Fla.), Oct. 21, 2017

4 vs. Louisville, Nov. 9, 2018

Most First Downs

38 at Pittsburgh, Nov. 26, 2016

Most Yards of Total Offense

668 at Pittsburgh, Nov. 26, 2016

Most Plays

106 at Pittsburgh, Nov. 26, 2016

Highest Average Yards Per Play

8.2 vs. Connecticut, Sept. 22, 2018

Most Rushing Yards

341 vs. Connecticut, Sept. 22, 2018

Most Rushing Attempts

62, at Western Michigan, Aug. 31, 2018

Highest Average Yards Per Rush

7.4 vs. Connecticut, Sept. 22, 2018

Most Pass Completions

43 at Pittsburgh, Nov. 26, 2016

Most Pass Attempts

67 vs. Wake Forest, Nov. 11, 2017

Most Passing Yards

480 vs. NC State, Oct. 27, 2018

Highest Completion Percentage

.870 (40-46) vs. Colgate, Sept. 2, 2016

Most Turnovers

4 at Miami (Fla.), Oct. 21, 2017

4 at Louisville, Nov. 18, 2017

Most Penalties

16 at Boston College, Oct. 22, 2016

Fewest Penalties

2 at Florida State, Nov. 4, 2017

2 vs. Boston College, Nov. 25, 2017

Most Penalty Yards

135 at Boston College, Oct. 22, 2016

Fewest Penalty Yards

13 vs. Boston College, Nov. 25, 2017

Most Punts

11 vs. Louisville, Sept. 9, 2016

Fewest Punts

2 vs. Wagner, Sept. 8, 2018

Most Punt Returns

5 vs. C. Connecticut State, Sept. 1, 2017

5 vs. Wagner, Sept. 8, 2018

Most Punt Return Yards

128 vs. Notre Dame, Oct. 1, 2016

Most Kickoff Returns

11 vs. Louisville, Sept. 9, 2016

11 at Pittsburgh, Nov. 26, 2016

Most Kickoff Return Yards

242 at Clemson, Nov. 5, 2016

Most Passes Intercepted

3 vs. Wagner, Sept. 8, 2018

Best Third-Down Conversion Percentage

57.9 (11-19) vs. C. Connecticut State, Sept. 1, 2017

Most Time of Possession

37:48 vs. USF, Sept. 17, 2016

37:48 at Wake Forest, Nov. 3, 2018

Most Tackles for Loss

14.0 at Liberty, Aug. 31, 2019

Most Sacks

8.0 vs. Liberty, Aug. 31, 2019

ASSISTANT COACHES

**JUSTIN LUSTIG** (Field)**Assistant Head Coach****Special Teams Coordinator/Outside Receivers**

Hometown: Erie, Pa.
Alma Mater: Bucknell '00
Year in Coaching: 19th (3rd at SU)
Wife: Beth Ann
Children: sons, Samuel and Henry

**KIRK MARTIN** (Booth)**Quarterbacks**

Hometown: Quitaque, Texas
Alma Mater: UTEP '93
Year in Coaching: 27th (2nd at SU)
Wife: Caren
Children: daughter, Cory Jo Martin; sons, Koda Martin, Kason Martin and London Harris

**MIKE LYNCH** (Field)**Offensive Coordinator/Running Backs**

Hometown: Roseville, Calif.
Alma Mater: Montana '00
Year in Coaching: 21st (4th at SU)
Wife: Emily
Children: son, Will; daughter, Madison

**KIM MCCLOUD** (Booth)**Cornerbacks**

Hometown: Los Angeles, Calif.
Alma Mater: Hawaii '91
Year in Coaching: 25th (4th at SU)
Wife: Renée
Children: son, Kaleb; daughter, Rachel

**BRIAN WARD** (Field)**Defensive Coordinator/Linebackers**

Hometown: Glendale, Ariz.
Alma Mater: McPherson College '97
Year in Coaching: 23rd (4th at SU)
Wife: Amy
Children: son, Travis; daughters, Ellie and Erin

**NICK MONROE** (Field)**Safeties/Nickelbacks**

Hometown: Mahtomedi, Minn.
Alma Mater: St. Cloud State '01
Year in Coaching: 18th (4th at SU)
Wife: Nicole
Children: son, Wyatt

**MIKE CAVANAUGH** (Field)**Offensive Line**

Hometown: Wallingford, Conn.
Alma Mater: Southern Connecticut State '86
Year in Coaching: 34th (2nd at SU)
Wife: Laurie
Children: sons, Shane and Blair

**VINSON REYNOLDS** (Field)**Defensive Tackles**

Hometown: Detroit, Mich.
Alma Mater: Northern Illinois '04
Year in Coaching: 14th (4th at SU)
Wife: Cynthia
Children: sons, Eric Coley, Josiah Reynolds and Jeremiah Reynolds

**RENO FERRI** (Booth)**Tight Ends/Inside Receivers**

Hometown: Youngstown, Ohio
Alma Mater: U.S. Military Academy '00
Year in Coaching: 15th (4th at SU)
Wife: Rebekah
Children: son, Reno III; daughters Giana, Zola and Sofie

**STEVE STANARD** (Booth)**Defensive Ends**

Hometown: Lincoln, Neb.
Alma Mater: Nebraska '89
Year in Coaching: 32nd (3rd at SU)
Wife: Jennifer
Children: sons, Austin and Max; daughters, Paige and Madison

FOOTBALL STAFF

GRADUATE ASSISTANTS/QUALITY CONTROL

Travis
Greene
GA (O)



Tim
McAuliffe
GA (O)



Trent
Greene
GA (D)



David
Orloff
GA (D)



David
Gettis
QC (O)



Bryan
Shepherd
QC (D)



Blair
Cavanaugh
QC (ST)

KEY SUPPORT STAFF

Sean
Edinger
S&C



Roy
Wittke
DPD



Brad
Wittke
DFO



Tim
Pike
AT

DEPTH CHART

OFFENSE

QB	13 Tommy DeVito (6-2, 212, R-So.)
	11 Clayton Welch (6-5, 243, R-Sr.)
RB	21 Moe Neal (5-11, 195, Sr.)
	23 Abdul Adams (5-11, 202, R-Jr.)
WR	86 Trishton Jackson (6-1, 191, R-Jr.)
	81 Cameron Jordan (6-3, 216, R-So.)
WR	1 Sean Riley (5-8, 178, Sr.)
	82 Nykeim Johnson (5-8, 172, Jr.)
OR	85 Courtney Jackson (5-10, 171, Fr.)
WR	80 Taj Harris (6-2, 175, So.)
	19 Sharod Johnson (5-11, 179, R-So.)
TE	5 Chris Elmore (6-0, 295, Jr.)
	89 Aaron Hackett (6-3, 234, Jr.)
LT	68 Airon Servais (6-6, 273, R-Jr.)
OR	64 Ryan Alexander (6-3, 307, R-Sr.)
LG	63 Evan Adams (6-6, 352, R-Sr.)
	78 Darius Tisdale (6-4, 295, R-So.)
C	75 Sam Heckel (6-4, 280, R-Jr.)
OR	68 Airon Servais (6-6, 273, R-Jr.)
RG	57 Dakota Davis (6-5, 327, R-So.)
	69 Patrick Davis (6-5, 317, Jr.)
RT	52 Carlos Vettorello (6-4, 289, R-Fr.)
	60 Matthew Bergeron (6-4, 311, Fr.)

DEFENSE

DE	94 Alton Robinson (6-4, 260, Sr.)
	97 Brandon Berry (6-4, 244, R-Sr.)
DT	45 Kenneth Ruff (6-1, 308, Sr.)
	52 Curtis Harper (6-4, 289, R-So.)
NT	85 Josh Black (6-3, 270, R-Jr.)
	51 Shaq Grosvenor (6-2, 285, R-Sr.)
DE	55 Kendall Coleman (6-3, 253, Sr.)
	57 Kingsley Jonathan (6-3, 255, Jr.)
WLB	12 Andrew Armstrong (6-2, 230, Sr.)
	13 Mikel Jones (6-0, 212, Fr.)
MLB	46 Lakiem Williams (6-0, 225, Sr.)
	30 Juan Wallace (6-2, 223, So.)
NICK	6 Trill Williams (6-2, 200, So.)
	24 Allen Stritzinger (6-0, 194, Jr.)
CB	3 Christopher Fredrick (5-11, 198, R-Sr.)
	18 Scoop Bradshaw (5-11, 178, Sr.)
SS	9 Evan Foster (6-0, 215, Sr.)
	11 Devon Clarke (6-2, 200, R-Jr.)
FS	7 Andre Cisco (6-0, 203, So.)
	8 Antwan Cordy (5-8, 189, R-Sr.)
CB	23 Ifeatu Melifonwu (6-3, 207, R-So.)
	8 Antwan Cordy (5-8, 189, R-Sr.)

SPECIAL TEAMS

KO	10 Sterling Hofrichter (5-9, 199, R-Sr.)
	91 Andre Szmyt (6-1, 194, R-So.)
PK	91 Andre Szmyt (6-1, 194, R-So.)
	10 Sterling Hofrichter (5-9, 199, R-Sr.)
P	10 Sterling Hofrichter (5-9, 199, R-Sr.)
	92 Nolan Cooney (6-3, 201, R-Jr.)
LS	50 Aaron Bolinsky (5-11, 222, So.)
	41 Joey Kelly (6-1, 192, Fr.)
Hold	92 Nolan Cooney (6-3, 201, R-Jr.)
	17 Rex Culpepper (6-3, 222, R-Jr.)
KR	1 Sean Riley (5-8, 178, Sr.)
	82 Nykeim Johnson (5-8, 172, Jr.)
PR	1 Sean Riley (5-8, 178, Sr.)
	82 Nykeim Johnson (5-8, 172, Jr.)

START CHART

	'14	'15	'16	'17	'18	'19	Strk	Total
Offense								
Evan Adams, OL	-	-	9	12	12	1	12	34
Ryan Alexander, OL #	-	-	4	12	11	0	-	27
Airon Servais, OL	-	-	-	12	13	1	26	26
Sean Riley, WR	-	-	0	3	12	0	-	15
Sam Heckel, OL	-	-	-	12	1	1	1	14
Moe Neal, RB	-	-	0	3	7	1	1	11
Nykeim Johnson, WR	-	-	-	1	7	0	-	8
Taj Harris, WR	-	-	-	-	7	1	2	8
Trishton Jackson, WR ^	-	-	0	4	0	1	1	5
Chris Elmore, TE	-	-	-	-	3	1	2	4
Abdul Adams, RB *	-	-	0	4	0	0	-	4
Aaron Hackett, TE	-	-	-	-	2	1	1	3
Tommy DeVito, QB	-	-	-	-	0	1	1	1
Dakota Davis, OL	-	-	-	-	0	1	1	1
Carlos Vettorello, OL	-	-	-	-	0	1	1	1
Sharod Johnson, WR	-	-	-	-	1	0	-	1
Rex Culpepper, QB	-	-	-	1	0	0	-	1

- includes starts at South Alabama

* - includes starts at Oklahoma

^ - includes starts at Michigan State

	'14	'15	'16	'17	'18	'19	Strk	Total
Defense								
Chris Fredrick, DB	-	-	6	12	13	1	32	32
Kendall Coleman, DL	-	-	11	8	12	1	2	32
Evan Foster, DB	-	-	0	12	13	1	26	26
Antwan Cordy, DB	1	12	2	1	8	0	-	24
Alton Robinson, DL	-	-	-	10	12	1	1	23
Scoop Bradshaw, DB	-	-	0	11	10	0	-	21
McKinley Williams, DL	-	-	1	5	9	0	-	15
Josh Black, DL	-	-	9	0	4	1	2	14
Andre Cisco, DB	-	-	-	-	11	1	7	12
Brandon Berry, DL	-	-	-	6	0	0	-	6
Trill Williams, DB	-	-	-	-	4	1	1	5
Andrew Armstrong, LB	-	-	0	0	1	1	1	2
Kingsley Jonathan, DL	-	-	-	0	2	0	-	2
Kenneth Ruff, DL	-	-	0	0	0	1	1	1
Lakiem Williams, LB	-	-	-	-	0	1	1	1
Ifeatu Melifonwu, DB	-	-	-	-	0	1	1	1
Allen Stritzinger, DB	-	-	-	0	1	0	-	1

	'14	'15	'16	'17	'18	'19	Strk	Total
Specialists								
Sterling Hofrichter, P	-	-	12	12	13	1	38	38
Andre Szmyt, PK	-	-	-	-	13	1	14	14
Aaron Bolinsky, LS	-	-	-	-	7	1	1	8

NUMERICAL ROSTER

No.	Name	Pos.	Cl.	Ht.	Wt.	Hometown/High School/Previous School)
1	Sean Riley	WR	Sr.	5-8	178	Los Angeles, Calif./Narbonne
3	Christopher Fredrick	DB	R-Sr.	5-11	198	Conley, Ga./Cedar Grove
5	Chris Elmore	FB/TE	Jr.	6-0	295	Chicago, Ill./Phillips Academy
6	Trill Williams	DB	So.	6-2	200	Yonkers, N.Y./Archbishop Stepinac
7	Andre Cisco	DB	So.	6-0	203	Valley Stream, N.Y./IMG Academy (Fla.)
8	Antwan Cordy	DB	R-Sr.	5-8	189	Homestead, Fla./South Dade
9	Evan Foster	DB	Sr.	6-0	215	West Bloomfield, Mich./West Bloomfield
10	Drew Gunther	QB	Fr.	6-2	203	Chester Springs, Pa./Malvern Prep
10	Sterling Hofrichter	P/PK	R-Sr.	5-9	199	Valrico, Fla./Armwood
11	Devon Clarke	DB	R-Jr.	6-2	200	Kissimmee, Fla./Osceola
11	Clayton Welch	QB	R-Sr.	6-5	243	Chico, Calif./Chico/Butte College
12	Andrew Armstrong	LB	Sr.	6-2	230	Youngstown, Ohio/Cardinal Mooney
12	R. Thompson-Bishop	WR	R-So.	6-1	223	Bloomfield, Conn./Bloomfield
13	Tommy DeVito	QB	R-So.	6-2	212	Cedar Grove, N.J./Don Bosco Prep
13	Mikel Jones	LB	Fr.	6-0	212	Miami, Fla./IMG Academy
14	Anthony Queeley	WR	R-Fr.	6-2	197	Orlando, Fla./Lake Nona
14	Garrett Williams	DB	Fr.	5-11	175	Harrisburg, N.C./Hickory Ridge
15	Kevin Johnson Jr.	WR	R-Fr.	5-11	201	Columbus, N.J./IMG Academy (Fla.)
15	Neil Nunn	DB	Fr.	6-0	170	West Perrine, Fla./Miami Palmetto
16	Carl Jones	DB	Sr.	6-1	189	Twinsburg, Ohio/St. Edward
16	David Summers	QB	Fr.	6-2	223	Fairfield, Conn./St. Joseph
17	Rex Culpepper	QB	R-Jr.	6-3	222	Tampa, Fla./Plant
17	DuWayne Johnson	DB	R-Sr.	6-3	183	Washington, D.C./H.D. Woodson/Arizona Western
18	Scoop Bradshaw	DB	Sr.	5-11	178	Tampa, Fla./Plant
18	Ed Hendrix	WR	R-Fr.	6-3	208	Washington, D.C./H.D. Woodson
19	Sharod Johnson	WR	R-So.	5-11	179	Miami, Fla./Booker T. Washington
20	Cam Jonas	DB	R-Fr.	6-1	210	West Palm Beach, Fla./Dwyer
21	Moe Neal	RB	Sr.	5-11	195	Gastonia, N.C./Forestview
22	Lee Kpogba	LB	Fr.	6-1	220	Winston-Salem, N.C./Parkland
22	Markenz Pierre	RB	R-So.	5-11	214	Orlando, Fla./Liberty
23	Abdul Adams	RB	R-Jr.	5-11	202	Landover, Md./Hillside (N.C.)/Oklahoma
23	Ifeatu Melifonwu	DB	R-So.	6-3	207	South Grafton, Mass./Grafton
24	Cooper Lutz	WR	R-Fr.	6-0	205	Reading, Pa./Berks Catholic
24	Allen Stritzinger	DB	Jr.	6-0	194	Detroit, Mich./De La Salle
25	Adrian Cole	DB	Fr.	5-10	169	Plantation, Fla./Plantation
25	Jawhar Jordan	RB	Fr.	5-9	167	Farmingdale, N.Y./Hamilton (Ariz.)
26	James Cherry	WR	R-Fr.	5-9	172	Philadelphia, Pa./St. Joseph's Prep
26	Aman Greenwood	DB	Fr.	5-10	180	Washington, D.C./St. John's College
27	Garrison Johnson	RB	Fr.	5-10	237	Rosharon, Texas/Manvel
28	Jarveon Howard	RB	So.	5-10	213	Columbia, Miss./East Marion
29	John Sweetwood	DB	R-Fr.	6-0	180	Essex Fells, N.J./Montclair Kimberley Academy
29	Otto Zaccardo	RB	Sr.	5-10	212	Sudbury, Mass./Lincoln-Sudbury/Worcester Academy
30	Juan Wallace	LB	So.	6-2	223	Washington, D.C./IMG Academy (Fla.)
31	Geoff Cantin-Arku	LB	Fr.	6-4	224	Lévis, Quebec/Cégep Garneau
32	Zack Lesko	TE	R-Jr.	6-0	226	Solon, Ohio/Solon/Chattanooga
33	Jack Guida	RB	R-So.	6-0	200	New Canaan, Conn./Brewster (N.Y.)
33	Kadeem Trotter	LB	R-So.	6-2	214	Canton, Ohio/McKinley
34	Eric Coley	DB	R-So.	6-2	192	Manlius, N.Y./Fayetteville-Manlius
35	Kyle Strickland	DB	R-Jr.	6-0	186	Roswell, Ga./Roswell
36	Ben Honis	TE	R-Sr.	6-0	215	Jamesville, N.Y./Jamesville-DeWitt/Cornell
37	Kevin Nusdeo	DB	R-So.	6-1	197	Orange, Conn./Choate Rosemary Hall
38	AJ Calabro	DB	R-Fr.	5-10	193	Farmingdale, N.J./Saint John Vianney
39	Jake Wright	DB	R-Fr.	6-1	198	Jamesville, N.Y./Jamesville-DeWitt
40	Nicky Clifton	RB	Fr.	6-0	217	Nashville, Tenn./Ensworth/Kent School (Conn.)
41	Joey Kelly	LS	Fr.	6-1	192	Phoenix, Ariz./Brophy College Prep
42	Tyrell Richards	DL	R-So.	6-4	230	Brampton, Ontario/Clarkson Secondary School
43	Mike Midkiff	LS	Fr.	6-3	190	Colorado Springs, Colo./Air Academy
45	Kenneth Ruff	DL	Sr.	6-1	308	Lauderhill, Fla./Dillard
46	Lakem Williams	LB	Sr.	6-0	225	Tacoma, Wash./Spanaway Lake/Butte College
49	Jesse Conners	TE	R-Jr.	6-2	231	Pittsford, N.Y./Salisbury School (Conn.)/Holy Cross
50	Aaron Bolinsky	LS	So.	5-11	222	Frackville, Pa./North Schuylkill
51	Shaq Grosvenor	DL	R-Sr.	6-2	285	Linden, N.J./West Orange/Mesa CC
51	Anthony Red	OL	Fr.	6-5	281	Bloomfield, Conn./St. Thomas More
52	Curtis Harper	DL	R-So.	6-2	300	McKeesport, Pa./McKeesport
52	Carlos Vettorello	OL	R-Fr.	6-4	289	Royal Oak, Mich./University of Detroit Jesuit
53	Kevon Darton	DL	Fr.	5-11	285	Fitchburg, Mass./Worcester Academy
54	Austin Chandler	OL	R-So.	6-4	303	Los Angeles, Calif./Loyola
55	Kendall Coleman	DL	Sr.	6-3	253	Indianapolis, Ind./Cathedral

PRONUNCIATION GUIDE

Players

AJ Calabro CUH-la-bro
 Geoff Cantin-Arku ARE-coo
 Devon Clarke Duh-VON
 Kevon Darton KAY-von
 Andrejas Duerig ANDREAS DURR-ig
 Wil Froumy FRO-me
 Ishmael Goulbourne GOAL-burn
 Jack Guida GWEE-duh
 Shaq Grosvenor GROWS-ven-or
 Ben Honis HON-iss
 DuWayne Johnson DWAYNE
 Nykeim Johnson Nye-KEEM
 Mikel Jones Mih-KELL
 Jawhar Jordan juh-WHAR
 Ryan Kisselstein KISSEL-stine
 Josh Kosciol COE-shul
 Lee Kpogba KOB
 Ifeatu Melifonwu Eh-FAH-too
 Kevin Mital mi-TAHL
 Jason Muñoz MOON-yoze
 Kevin Nusdeo NUZZ-dee-oh
 Noah Nwosu Nuh-WOE-sue
 Caleb Okechukwu oh-kuh-CHEWK-woo

Alton Robinson AL-ton
 Joe Rondi RON-dee
 Airon Servais AARON SERVICE
 Andre Szmyt SCHMITT
 Drew Tuazama TOO-zah-ma
 Lakeim Williams Luh-KEEM
 Otto Zaccardo ZUH-cardo

Coaches

Dino Babers BAY-burrs
 Reno Ferri FUH-ree
 Steve Stanard STAN-urd

INDIVIDUAL NOTES • OFFENSE

**#13 • QB • TOMMY DeVITO • 6-2 • 212 • R-SO**

- Preseason All-ACC Third Team selection by *Athlon* and *Lindy's*.
- Takes over for Eric Dungey as the starter. Played in eight games as the backup last season, connecting on 44-of-87 (.506) passes for 525 yards and 4 TDs.
- Made his first career start at Liberty and completed a personal-best 17 passes to eight different receivers for 176 yards.
- Starter for Team Highlight in the 2017 Under Armour All-America Game and a Nike Elite 11 finalist.
- Roomed with Alabama Heisman Trophy finalist Tua Tagovailoa at Elite 11 camp.

**#21 • RB • MOE NEAL • 5-11 • 195 • SR**

- Member of the 2019 Doak Walker Award Watch List (nation's best running back).
- 2018 Mark Hoffman Award winner as SU's most outstanding back and led the team in rushing with 869 yards on 155 carries (5.6 avg.) and 5 TDs.
- Tied with Walter Reyes (5.48) for fourth on the SU all-time list for career yards per carry.
- Averaged an SU single-game record 19.9 yards per carry (8 carries for 159 yards) and scored two touchdowns vs. Louisville in 2018.
- Scored a 49-yard touchdown on the first carry of his collegiate career against Colgate in 2016.

**#86 • WR • TRISHTON JACKSON • 6-1 • 191 • R-JR**

- Transfer from Michigan State. Sat out the 2018 regular season while completing his NCAA-mandated year in residency.
- Made his Syracuse debut in the Camping World Bowl vs. West Virginia and caught three passes for 27 yards, including a 14-yard touchdown.
- At Michigan State, played in 21 games from 2016-17 and had 17 receptions for 232 yards (13.6 avg.) and one TD.
- Made his first start for the Orange at Liberty and caught three passes for 21 yards.
- Teammate of Syracuse safety Evan Foster at Michigan's West Bloomfield High School.

**#1 • WR • SEAN RILEY • 5-8 • 178 • SR**

- Named to the 2019 watch lists for the Biletnikoff Award (nation's outstanding receiver) and Paul Hornung Award (most versatile player in the FBS).
- Has 86 career receptions for 1,016 yards and three touchdowns, including a team-high 64 catches in 2018.
- Second nationally and led the ACC in punt return average (16.4) last season.
- Seventh in school history and first among active ACC players with 3,745 career all-purpose yards.
- Led the NCAA with 1,095 kickoff return yards as a freshman in 2016.

**#80 • WR • TAJ HARRIS • 6-2 • 175 • SO**

- Emerged as a starter halfway through the 2018 season.
- Set the SU freshman records for catches (40) and receiving yards (565), breaking the previous marks of 33 and 558 established by Shelby Hill in 1990.
- Ranked third among ACC freshmen in receptions behind Clemson's Justyn Ross (46) and Wake Forest's Sage Surratt (41).
- Made a 31-yard reception at Liberty to extend his streak to 11 straight games with a catch.

**#5 • TE • CHRIS ELMORE • 6-0 • 295 • JR**

- Third-year player who has appeared in all 26 games (four starts) since 2016.
- Missed most of spring ball with a knee injury.
- Caught his first career pass for a 6-yard gain in the 2018 Camping World Bowl vs. West Virginia.
- Can also line up in the backfield at fullback and has carried the ball 27 times for 64 yards (2.4 avg.) and three touchdowns.
- Nickname is "Rhino" and he hosts the weekly interview series "Jungle Rumble" on Cuse.com.

**#68 • LT • AIRON SERVAIS • 6-6 • 273 • R-JR**

- Shifts to left tackle after two years as SU's starting center.
- Named to the 2019 *Athlon* Preseason All-ACC Second Team.
- Played 79 snaps and had one knockdown block at Liberty.
- 2018 All-ECAC First Team selection and led SU in knockdowns (36.5).
- Two-time All-ACC Academic Team honoree.

**#63 • LG • EVAN ADAMS • 6-6 • 352 • R-SR**

- 2019 Phil Steele Preseason All-ACC Second Team selection.
- Goes to left guard after starting at right guard for three seasons.
- Team's active leader with 34 career starts.
- Played 79 snaps at Liberty and tallied three knockdowns.
- Third on SU in 2018 with 24 knockdown blocks in 627 snaps.

**#75 • C • SAM HECKEL • 6-4 • 280 • R-JR**

- Started at Liberty and played 38 snaps with one knockdown block before exiting the game with an injury.
- Had 19.5 knockdown blocks in 444 snap in 2018.
- Lives with congenital TTP, a rare blood disorder that requires him to undergo plasmapheresis every three weeks.

**#57 • RG • DAKOTA DAVIS • 6-5 • 327 • R-SO**

- Made his first career start at Liberty and played 79 snaps with one knockdown block.
- Appeared in 12 games last year, mainly on special teams.
- Member of the travel squad for most of 2017.
- Two-time ACC Honor Roll selection.

**#52 • RT • CARLOS VETTORELLO • 6-4 • 289 • R-FR**

- Started for the first time at Liberty, playing 79 snaps and registering a pair of knockdowns.
- Appeared in two games last season while redshirting.
- 2018-19 ACC Honor Roll selection.

KEY RESERVES/SPECIALISTS

**#11 • QB • CLAYTON WELCH • 6-5 • 243 • R-SR**

- Second-string quarterback.
- Spent two seasons at Butte College (the same school that produced Aaron Rodgers) before transferring to Syracuse.
- Has appeared in two games for the Orange, including the opener at Liberty. Does not have any statistics.

**#23 • RB • ABDUL ADAMS • 5-11 • 202 • R-JR**

- Transfer from Oklahoma. Sat out the 2018 regular season.
- Made his SU debut in the Camping World Bowl vs. West Virginia and scored two touchdowns.
- Responsible for the longest rushing play in Oklahoma football history (99-yard TD run vs. Baylor in 2017).

**#82 • WR • NYKEIM JOHNSON • 5-8 • 172 • JR**

- Has caught a pass in 13 straight games.
- Third on the team in receiving yards per game (47.1 avg.) last season.
- Three of his four TD catches in 2018 covered at least 40 yards.

**#64 • OL • RYAN ALEXANDER • 6-3 • 307 • R-SR**

- Reserve offensive tackle.
- Joined the Orange as a graduate transfer from South Alabama.
- 2018 All-Sun Belt Honorable Mention selection.
- On the field for 43 snaps at Liberty and led the SU offensive line with four knockdown blocks.

**#91 • PK • ANDRE SZMYT • 6-1 • 194 • R-SO**

- Preseason All-American and voted the No. 100 player in college football by *Sports Illustrated*.
- 2018 Lou Groza Award winner as the nation's best kicker.
- Hit an ACC-record 30 field goals last season.
- Ranks 10th all-time at SU in career kicking points (157).

CAREER HIGHS • OFFENSE/SPECIALISTS

#1 SEAN RILEY, WR

Rushes: 4 vs. Central Michigan, 2017
 Rushing Yards: 47 vs. Central Michigan, 2017
 Long Rush: 41 vs. Central Michigan, 2017
 Receptions: 10 vs. NC State, 2018
 Receiving Yards: 164 vs. NC State, 2018
 Receiving TDs: 1, three times, last at Boston College, 2018
 Long Reception: 75 at Boston College, 2018
 Kick Returns: 10 at Pittsburgh, 2016
 Kick Return Yards: 193 vs. USF, 2016
 Long Kick Return: 68 at Clemson, 2016
 Punt Returns: 4 vs. Central Connecticut State, 2017
 Punt Return Yards: 110 vs. UConn, 2018
 Long Punt Return: 69 (TD) vs. UConn, 2018
 Punt Return TDs: 1 vs. UConn, 2018
 All-Purpose Yards: 290 vs. UConn, 2018
 Blocked Kicks: 1 (punt), twice, last vs. Wagner, 2018

#5 CHRIS ELMORE, FB/TE

Rushes: 8 vs. Middle Tennessee, 2017
 Rushing Yards: 28 vs. Middle Tennessee, 2017
 Rushing TDs: 1, three times, last at Wake Forest, 2018
 Long Rush: 12 vs. Middle Tennessee, 2017
 Receptions: 1 vs. West Virginia, 2018
 Receiving Yards: 6 vs. West Virginia, 2018
 Long Reception: 6 vs. West Virginia, 2018
 Kick Returns: 1, twice, last at Western Michigan, 2018
 Kick Return Yards: 19 at Western Michigan, 2018
 Long Kick Return: 19 at Western Michigan, 2018

#13 TOMMY DeVITO, QB

Completions: 17 at Liberty, 2019
 Pass Attempts: 35 at Liberty, 2019
 Passing Yards: 181 vs. North Carolina, 2018
 Passing TDs: 3 vs. North Carolina, 2018
 Long Pass: 50 vs. North Carolina, 2018
 Comp. Pct. (min. 10 att.): 68.8 (11-16) vs. Florida State, 2018
 Interceptions: 2, twice, last at Liberty, 2019
 Rushes: 7, three times, last vs. Notre Dame, 2018
 Rushing Yards: 21 at Liberty, 2019
 Rushing TDs: 1 vs. Florida State, 2018
 Long Rush: 13 at Western Michigan, 2018
 Total Offense: 197 at Liberty, 2019

#17 REX CULPEPPER, QB

Completions: 24 vs. Boston College, 2017
 Pass Attempts: 34 vs. Boston College, 2017
 Passing Yards: 280 vs. Boston College, 2017
 Passing TDs: 2 vs. Boston College, 2017
 Long Pass: 44 vs. Boston College, 2017
 Comp. Pct. (min. 10 att.): 70.6 (24-34) vs. Boston College, 2017
 Interceptions: 2 at Louisville, 2017
 Rushes: 10 at Louisville, 2017
 Rushing Yards: 47 at Louisville, 2017
 Long Rush: 12 at Louisville, 2017
 Total Offense: 298 vs. Boston College, 2017

#19 SHAROD JOHNSON, WR

Receptions: 3 at Boston College, 2018
 Receiving Yards: 61 at Boston College, 2018
 Long Reception: 34 at Boston College, 2018

#21 MOE NEAL, RB

Rushes: 29 at Western Michigan, 2018
 Rushing Yards: 159 vs. Louisville, 2018
 Rushing TDs: 2, twice, last vs. Louisville, 2018
 Long Rush: 71 vs. Central Michigan, 2017
 Receptions: 5 at Clemson, 2018
 Receiving Yards: 54 at Liberty, 2019
 Receiving TDs: 1 vs. Central Connecticut State, 2017
 Long Reception: 52 vs. Central Connecticut State, 2017

#22 MARKENZY PIERRE, RB

Rushes: 10 at Louisville, 2017
 Rushing Yards: 46 vs. Central Connecticut State, 2017
 Long Rush: 13 vs. Central Connecticut State, 2017
 Receptions: 1 vs. Wake Forest, 2017
 Receiving Yards: 6 vs. Wake Forest, 2017
 Long Reception: 6 vs. Wake Forest, 2017

#23 ABDUL ADAMS, RB

Rushes: 18 vs. ULM, 2016 *
 Rushing Yards: 164 at Baylor, 2017 *
 Rushing TDs: 2 vs. West Virginia, 2018
 Long Rush: 99 (TD) at Baylor, 2017 *
 Receptions: 2, twice, last at Liberty, 2019
 Receiving Yards: 34 vs. UTEP, 2017 *
 Receiving TDs: 1 vs. Tulane, 2017 *
 Long Reception: 34 vs. UTEP, 2017 *

* - at Oklahoma

#28 JARVEON HOWARD, RB

Rushes: 15 vs. Louisville, 2018
 Rushing Yards: 71 vs. Louisville, 2018
 Long Rush: 52 vs. UConn, 2018
 Rushing TDs: 2, twice, last at Wake Forest, 2018
 Receptions: 1, twice, last at Liberty, 2019
 Receiving Yards: 16 vs. Florida State, 2018
 Long Reception: 16 vs. Florida State, 2018

#29 OTTO ZACCARDO, RB

Rushes: 8 vs. Louisville, 2018
 Rushing Yards: 25 vs. Louisville, 2018
 Long Rush: 15 vs. Louisville, 2018

#80 TAJ HARRIS, WR

Receptions: 6, twice, last vs. Louisville, 2018
 Receiving Yards: 86 vs. NC State, 2018
 Receiving TDs: 1, three times, last at Boston College, 2018
 Long Reception: 51 at Clemson, 2018

#82 NYKEIM JOHNSON, WR

Rushes: 3 at Pittsburgh, 2018
 Rushing Yards: 15 at Pittsburgh, 2018
 Long Rush: 11 at Louisville, 2017
 Receptions: 7, twice, last vs. NC State, 2018
 Receiving Yards: 136 vs. NC State, 2018
 Receiving TDs: 1, four times, last vs. Louisville, 2018
 Long Reception: 82 (TD) vs. NC State, 2018
 Kick Returns: 3 at Louisville, 2017
 Kick Return Yards: 57 at Louisville, 2017
 Long Kick Return: 34 vs. Central Connecticut State, 2017
 Punt Returns: 1 vs. Notre Dame, 2018
 Punt Return Yards: 10 vs. Notre Dame, 2018
 Long Punt Return: 10 vs. Notre Dame, 2018

#86 TRISHTON JACKSON, WR

Receptions: 5 vs. Notre Dame, 2017 *
 Receiving Yards: 69 vs. Notre Dame, 2017 *
 Receiving TDs: 1, twice, vs. West Virginia
 Long Reception: 50 vs. Rutgers, 2016 *

* - at Michigan State


#89 AARON HACKETT, TE

Receptions: 3 vs. West Virginia, 2018
 Receiving Yards: 42 vs. West Virginia, 2018
 Receiving TDs: 1 at Pittsburgh, 2018
 Long Reception: 26 vs. West Virginia, 2018
 Kick Returns: 2 vs. Wagner, 2018
 Kick Return Yards: 29 vs. Wagner, 2018
 Long Kick Return: 20 vs. Wagner, 2018

#91 ANDRE SZMYT, PK

FG Made: 4 vs. Louisville, 2018
 FG Attempts: 4, twice, last vs. Louisville, 2018
 Long FG: 54 at Pittsburgh, 2018
 PATs Made: 8 vs. Wagner, 2018
 Most Points: 18 vs. Louisville, 2018

INDIVIDUAL NOTES • DEFENSE

**#94 • DE • ALTON ROBINSON • 6-4 • 260 • SR**

- Named to the 2019 Bednarik and Nagurski Award Watch Lists as the top defensive player in college football.
- No. 4 draft-eligible defensive end prospect according to ESPN's Mel Kiper Jr.
- Has the most career sacks of any active ACC defender (15.5).
- Voted to the 2019 Preseason All-ACC Team after carding 39 tackles, 17 tackles for loss and 10 sacks last season.
- At Liberty, tallied five tackles, 1.5 tackles for loss and half a sack.

**#85 • NT • JOSH BLACK • 6-3 • 270 • R-JR**

- Has 47 tackles in 26 games over four seasons.
- At Liberty, had four tackles, including a personal-best two sacks, and recovered a fumble to earn ACC Defensive Lineman of the Week honors.
- Started his career at defensive end before moving inside.
- Squats over 700 pounds.

**#45 • DT • KENNETH RUFF • 6-1 • 308 • SR**

- Made the first start of his career at Liberty in place of the injured McKinley Williams and recorded one tackle.
- No. 26 on Bruce Feldman's 2019 "Freaks" List. Clocking at 4.78 in the 40-yard dash, which would have placed him third among defensive linemen at the 2019 NFL Combine. Bench presses 415 and did 28 reps of 225 to go with a 595 squat.
- In 33 career games, has 36 tackles (21 solo), 6.5 tackles for loss and two sacks, to go along with one pass breakup and one fumble recovery.
- Fourteen of his 19 stops (73.7 pct.) in 2018 were in the last five games of the season.

**#55 • DE • KENDALL COLEMAN • 6-3 • 253 • SR**

- Started 32 of the 33 games he's played during his career and has 92 tackles (2.8 avg.).
- Collected two sacks at Liberty, the fourth multi-sack game of his career.
- Set the Camping World Bowl record and tied the Syracuse bowl record with a career-best three sacks vs. West Virginia last season.
- Finished 2018 tied with Florida State's Brian Burns and teammate Alton Robinson for second in the ACC with 10 sacks.
- Enjoys writing his own poetry.

**#12 • WLB • ANDREW ARMSTRONG • 6-2 • 230 • SR**

- Member of the 2019 Wuerffel Trophy Watch List for combining exemplary community service with athletic and academic achievement.
- At Liberty, tallied four tackles and broke up a pass.
- Served as a core special teams player and reserve linebacker his first three seasons.
- Sixth on the Orange with 41 tackles in 2018.
- Diagnosed with Type 1 diabetes in high school and actively supports the CNY chapter of the Juvenile Diabetes Research Foundation (JDRF).

**#46 • MLB • LAKIEM WILLIAMS • 6-0 • 225 • SR**

- Takes over for All-ACC performer Ryan Guthrie as the starter at middle linebacker.
- Led the Orange with a personal-best 11 tackles, including 2.5 for a loss, and 1.5 sacks at Liberty.
- Tied for second on the team with three special teams tackles in 2018. (all on kickoffs).
- Played two seasons at California's Butte College before transferring to Syracuse ahead of the 2018 season.

**#6 • NICK • TRILL WILLIAMS • 6-2 • 200 • SO**

- Two tackles and forced the first fumble of his career at Liberty.
- Nine career multi-tackle games.
- Played in 12 games (four starts) as a freshman and ranked second among Orange rookies with 31 tackles.
- Scored a TD on a blocked punt return last season vs. Wagner.

**#23 • CB • IFEATU MELIFONWU • 6-3 • 207 • R-SO**

- In his first start at Liberty, tied his career high with six tackles, broke up a pass, and made his first career interception.
- In 10 career games, has eight passes defended (1 INT, 7 PBU).
- Brother, Obi, played at UConn and is currently a defensive back for the New England Patriots.

**#7 • FS • ANDRE CISCO • 6-0 • 203 • SO**

- Preseason All-American and voted the No. 20 player in college football by *Sporting News*.
- Second true freshman in NCAA history to lead the nation in interceptions (7), joining Oregon's George Shaw (1951).
- Set the SU true-freshman record with 18 passes defended.

**#9 • SS • EVAN FOSTER • 6-0 • 215 • SR**

- Has started 26 consecutive games.
- Team's active leader with 163 career tackles.
- Nineteen 5+ tackle games.
- Nickname is "Nyquill" because of his penchant for big hits.

**#3 • CB • CHRISTOPHER FREDRICK • 5-11 • 198 • R-SR**

- Named to the 2019 *Athlon* Preseason All-ACC Third Team.
- Streak of 32 consecutive starts ranks second among FBS corners behind Virginia's Bryce Hall (34).
- Tallied seven tackles at Liberty.
- Fifth on the team with 56 tackles last season and tied for second on the Orange with six passes defended.
- Expected to graduate in December with a degree in computer engineering.

KEY RESERVES/SPECIALISTS

**#51 • NT • SHAO GROSVENOR • 6-2 • 285 • R-SR**

- Primary backup to Josh Black at nose tackle.
- Attended the same high school as NASA astronaut twins Mark and Scott Kelly (West Orange HS in New Jersey).
- Pursuing a graduate degree in sport venue and event management.

**#57 • DE • KINGSLEY JONATHAN • 6-3 • 255 • JR**

- Third on the team with five sacks last season.
- Born in Lagos, Nigeria.
- Grew up playing soccer (forward and midfielder).
- One of the ACC's three representatives under the Division I autonomy process and will attend the 2020 NCAA Convention.

**#18 • CB • SCOOP BRADSHAW • 5-11 • 178 • SR**

- Started 21 games in his career.
- Personal-best 24 tackles in 2018.
- Teammate of QB Rex Culppepper at Plant High School in Tampa, Florida.

**#8 • FS/CB • ANTWAN CORDY • 5-8 • 189 • R-SR**

- Is back for a sixth season after being granted medical hardship waivers for 2016 and 2017.
- Has 116 tackles in 37 career games (24 starts).
- Set the SU season record for most tackles for loss by a defensive back with 12 in 2015.

**#10 • P • STERLING HOFRICHTER • 5-9 • 199 • R-SR**

- Ray Guy Award Watch List and Preseason All-ACC selection.
- Two-time Syracuse special teams captain.
- Led the ACC in 2018 with 26 punts downed inside the 20.
- Third in SU history in career punting average (43.1).
- Averaged 45.5 net yards per punt in the opener at Liberty.

CAREER HIGHS • DEFENSE/SPECIALISTS

#3 CHRISTOPHER FREDRICK, DB

Tackles: 9 at Pittsburgh, 2018
 TFL: 1.0, six times, last at Liberty, 2019
 Forced Fumbles: 2 vs. Florida State, 2016
 Fumble Recoveries: 1, twice, vs. Florida State, 2018
 Interceptions: 1, five times, at Wake Forest, 2018
 Pass Breakups: 2 at NC State, 2017

#6 TRILL WILLIAMS, DB

Tackles: 6, twice, last at Boston College, 2018
 TFL: 1.0, twice, last at Pittsburgh, 2018
 Forced Fumbles: 1 at Liberty, 2019
 Interceptions: 1, twice, last at Boston College, 2018
 Touchdowns: 1 (blocked punt return) vs. Wagner, 2018
 Punt Returns: 1 at Pittsburgh, 2018
 Punt Return Yards: 19 at Pittsburgh, 2018
 Long Punt Return: 19 at Pittsburgh, 2018

#7 ANDRE CISCO, DB

Tackles: 9, three times, last vs. West Virginia, 2018
 TFL: 1.0 vs. Notre Dame, 2018
 Forced Fumbles: 1 vs. North Carolina, 2018
 Interceptions: 2 vs. Wagner, 2018
 Pass Breakups: 3 at Boston College, 2018

#8 ANTWAN CORDY, DB

Tackles: 9 at NC State, 2015
 TFL: 2.5, twice, last vs. LSU, 2015
 Sacks: 1, three times, last vs. UConn, 2018
 Interceptions: 1, three times, last vs. Boston College, 2015
 Forced Fumbles: 1 vs. UConn, 2018
 Fumble Recoveries: 1, three times, last vs. Louisville, 2016
 Pass Breakups: 1, seven times, at Wake Forest, 2018
 Touchdowns: 1 (fumble return) at Virginia, 2015
 Punt Returns: 3, twice, last vs. Florida State, 2018
 Punt Return Yards: 40 vs. Wagner, 2018
 Long Punt Return: 34 vs. Wagner, 2018

#9 EVAN FOSTER, DB

Tackles: 10, three times, last vs. Florida State, 2018
 TFL: 2.0 at Western Michigan, 2018
 Sacks: 1.0, three times, last at Liberty, 2019
 Interceptions: 1, twice, last vs. North Carolina, 2018
 Forced Fumbles: 1 vs. Middle Tennessee, 2017
 Fumble Recoveries: 1 at Wake Forest, 2018
 Pass Breakups: 2 vs. Central Connecticut State, 2017
 Touchdowns: 1 (INT return) vs. Central Michigan, 2017

#10 STERLING HOFRICHTER, P/PK

Punts: 11 vs. Louisville, 2016
 Punting Yards: 489 vs. Louisville, 2016
 Long Punt: 65 vs. NC State, 2016
 Punting Avg. (min. 3): 51.0 vs. Central Michigan, 2017
 Inside 20: 5, twice, last vs. LSU, 2017
 Punts of 50+: 5, twice, last vs. Florida State, 2016
 FG Made: 1, twice, last at NC State, 2017
 FG Attempts: 2 vs. Central Connecticut State, 2017
 Long FG: 38 at NC State, 2017
 PATs Made: 1 vs. Central Connecticut State, 2017
 Most Points: 3, twice, last at NC State, 2017

#11 DEVON CLARKE, DB

Tackles: 2, twice, last vs. Florida State, 2018
 Pass Breakups: 1 vs. Florida State, 2018

#12 ANDREW ARMSTRONG, LB

Tackles: 11 vs. Wagner, 2018
 Interceptions: 1 vs. NC State, 2018
 Pass Breakups: 1, twice, last at Liberty, 2019
 Fumble Recoveries: 1, three times, last at Pittsburgh, 2018

#13 MIKEL JONES, LB

Tackles: 3 at Liberty, 2019
 TFL: 1.0 at Liberty, 2019

#16 CARL JONES, DB

Tackles: 4, twice, last vs. Notre Dame, 2016
 TFL: 1.0 at Miami (Fla.), 2017

#17 DuWAYNE JOHNSON, DB

Tackles: 1 at Western Michigan, 2018

#18 SCOOP BRADSHAW, DB

Tackles: 5, twice, last vs. NC State, 2018
 TFL: 2.0 at Florida State, 2017
 Sacks: 1.0 vs. Middle Tennessee, 2017
 Fumble Recoveries: 1 vs. Central Michigan, 2017
 Pass Breakups: 2, twice, last vs. Pittsburgh, 2017

#23 IFEATU MELIFONWU, DB

Tackles: 6, twice, last at Liberty, 2019
 TFL: 1.0 vs. North Carolina, 2018
 Pass Breakups: 4 vs. North Carolina, 2018
 Interceptions: 1 at Liberty, 2019

#24 ALLEN STRITZINGER, DB

Tackles: 3, twice, last West Virginia, 2018
 Interceptions: 1 vs. West Virginia, 2018
 Pass Breakups: 1 at Liberty, 2019

#30 JUAN WALLACE, LB

Tackles: 1, twice, last at Liberty, 2019
 Pass Breakups: 1 at Liberty, 2019

#34 ERIC COLEY, DB

Tackles: 3, twice, last at Wake Forest, 2018

#35 KYLE STRICKLAND, DB

Tackles: 2 vs. Central Connecticut State, 2017

#42 TYRELL RICHARDS, LB

Tackles: 6 vs. West Virginia, 2018
 TFL: 1.0, three times, last vs. West Virginia, 2018
 Sacks: 1.0, three times, last vs. West Virginia, 2018
 Interceptions: 1 vs. Wagner, 2018

#45 KENNETH RUFF, DL

Tackles: 4, twice, last at Boston College, 2018
 TFL: 2.0 at Wake Forest, 2018
 Sacks: 1.0, twice, last vs. Notre Dame, 2018
 Pass Breakups: 1 vs. Florida State, 2016
 Fumble Recoveries: 1 vs. C. Connecticut St., 2017

#46 LAKIEM WILLIAMS, LB

Tackles: 11 at Liberty, 2019
 TFL: 2.5 at Liberty, 2019
 Sacks: 1.5 at Liberty, 2019

#50 AARON BOLINSKY, LS

Tackles: 2 at Wake Forest, 2018

#51 SHAO GROSVENOR, DL

Tackles: 1, three times, last vs. Wagner, 2018

#52 CURTIS HARPER, DL

Tackles: 2 at Liberty, 2019
 TFL: 0.5 at Liberty, 2019
 Sacks: 0.5 at Liberty, 2019

#55 KENDALL COLEMAN, DL

Tackles: 9 vs. Central Michigan, 2017
 TFL: 3.0 vs. West Virginia, 2018
 Sacks: 3.0 vs. West Virginia, 2018
 Blocked Kicks: 1 (PAT) vs. Virginia Tech, 2016

#57 KINGSLEY JONATHAN, DL

Tackles: 4, twice, last vs. West Virginia, 2018
 TFL: 1.5, twice, last at Liberty, 2019
 Sacks: 1.5 vs. Louisville, 2018
 Forced Fumbles: 1, twice, last at Liberty, 2019
 Fumble Recoveries: 1, twice, last at Liberty, 2019

#85 JOSH BLACK, DL

Tackles: 5 vs. Central Connecticut State, 2017
 TFL: 2.0, twice, last at Liberty, 2019
 Sacks: 2.0 at Liberty, 2019
 Fumble Recoveries: 1, twice, at Liberty
 Blocked Kicks: 1 (FG) vs. Louisville, 2018

#94 ALTON ROBINSON, DL

Tackles: 8 at Pittsburgh, 2018
 TFL: 4.0 at Pittsburgh, 2018
 Sacks: 3.0 vs. UConn, 2018
 Forced Fumbles: 2 at Pittsburgh, 2018
 Fumble Recoveries: 1, twice, last vs. Louisville, 2018
 Pass Breakups: 1, twice, last at Wake Forest, 2018

#97 BRANDON BERRY, DL

Tackles: 7, twice, last at Miami (Fla.), 2017
 TFL: 1.0 vs. Notre Dame, 2018
 Sacks: 1.0 vs. Notre Dame, 2018
 Fumble Recoveries: 1 vs. Middle Tennessee, 2017

#98 MCKINLEY WILLIAMS, DL

Tackles: 4, twice, last vs. Wake Forest, 2017
 TFL: 2.0 vs. Wagner, 2018
 Sacks: 1.0 vs. Louisville, 2016
 Fumble Recoveries: 1 at Wake Forest, 2018

TEAM STATS

Team Statistics	SU	OPP
SCORING	24	0
Points Per Game	24.0	0.0
Points Off Turnovers	10	0
FIRST DOWNS	17	18
Rushing	6	4
Passing	9	10
Penalty	2	4
RUSHING YARDAGE	192	-4
Yards gained rushing	199	60
Yards lost rushing	7	64
Rushing Attempts	44	34
Average Per Rush	4.4	-0.1
Average Per Game	192.0	-4.0
TDs Rushing	3	0
PASSING YARDAGE	176	238
Comp-Att-Int	17-35-2	21-42-2
Average Per Pass	5.0	5.7
Average Per Catch	10.4	11.3
Average Per Game	176.0	238.0
TDs Passing	0	0
TOTAL OFFENSE	368	234
Total Plays	79	76
Average Per Play	4.7	3.1
Average Per Game	368.0	234.0
KICK RETURNS: #-Yards	0-0	3-48
PUNT RETURNS: #-Yards	3-41	3-2
INT RETURNS: #-Yards	2-10	2-0
KICK RETURN AVERAGE	0.0	16.0
PUNT RETURN AVERAGE	13.7	0.7
INT RETURN AVERAGE	5.0	0.0
FUMBLES-LOST	1-1	3-2
PENALTIES-Yards	10-88	5-55
Average Per Game	88.0	55.0
PUNTS-Yards	6-295	8-351
Average Per Punt	49.2	43.9
Net punt average	45.5	38.8
KICKOFFS-Yards	5-319	1-65
Average Per Kick	63.8	65.0
Net kick average	44.2	40.0
TIME OF POSSESSION/Game	31:03	28:57
3RD-DOWN Conversions	8/19	3/16
3rd-Down Pct	42%	19%
4TH-DOWN Conversions	2/4	0/1
4th-Down Pct	50%	0%
SACKS BY-Yards	8-51	2-7
MISC YARDS	0	0
TOUCHDOWNS SCORED	3	0
FIELD GOALS-ATTEMPTS	1-1	0-1
ON-SIDE KICKS	0-0	0-0
RED-ZONE SCORES	(2-3) 67%	(0-2) 0%
RED-ZONE TOUCHDOWNS	(2-3) 67%	(0-2) 0%
PAT-ATTEMPTS	(3-3) 100%	(0-0) 0%
ATTENDANCE	0	21671
Games/Avg Per Game	0/0	1/21671
Neutral Site Games		0/0

Score by Quarters	1st	2nd	3rd	4th	OT	Total
Syracuse	3	7	7	7	0	24
Opponents	0	0	0	0	0	0

INDIVIDUAL STATS

SEASON

Rushing	gp	att	gain	loss	net	avg	td	lg	avg/g
Moe Neal	1	14	89	0	89	6.4	1	42	89.0
Abdul Adams	1	14	49	0	49	3.5	1	8	49.0
Jarveon Howard	1	9	32	0	32	3.6	1	8	32.0
Tommy DeVito	1	6	28	7	21	3.5	0	11	21.0
Chris Elmore	1	1	1	0	1	1.0	0	1	1.0
Total	1	44	199	7	192	4.4	3	42	192.0
Opponents	1	34	60	64	-4	-0.1	0	12	-4.0

CAREER

Rushing	gp	att	gain	loss	net	avg	td	lg	avg/g
Moe Neal	38	329	1844	41	1803	5.5	9	71	47.4
Abdul Adams	2	22	69	1	68	3.1	3	8	34.0
Jarveon Howard	13	77	359	12	347	4.5	8	52	26.7
Tommy DeVito	9	29	90	86	4	0.1	1	13	0.4
Chris Elmore	26	27	64	0	64	2.4	3	12	2.5

Passing	gp	effic	comp-att-int	pct	yds	td	lg	avg/g
Tommy DeVito	1	79.38	17-35-2	48.6	176	0	31	176.0
Total	1	79.38	17-35-2	48.6	176	0	31	176.0
Opponents	1	88.08	21-42-2	50.0	238	0	56	238.0

Receiving	gp	no.	yds	avg	td	lg	avg/g
Moe Neal	1	3	54	18.0	0	29	54.0
Sean Riley	1	3	26	8.7	0	11	26.0
Trishton Jackson	1	3	21	7.0	0	9	21.0
Nykeim Johnson	1	3	7	2.3	0	3	7.0
Abdul Adams	1	2	29	14.5	0	15	29.0
Taj Harris	1	1	31	31.0	0	31	31.0
Aaron Hackett	1	1	5	5.0	0	5	5.0
Jarveon Howard	1	1	3	3.0	0	3	3.0
Total	1	17	176	10.4	0	31	176.0
Opponents	1	21	238	11.3	0	56	238.0

Total Offense	g	plays	rush	pass	total	avg/g
Tommy DeVito	1	41	21	176	197	197.0
Moe Neal	1	14	89	0	89	89.0
Abdul Adams	1	14	49	0	49	49.0
Jarveon Howard	1	9	32	0	32	32.0
Chris Elmore	1	1	1	0	1	1.0
Total	1	79	192	176	368	368.0
Opponents	1	76	-4	238	234	234.0

Scoring	td	fg	kick	rush	rcv	pass	dxp	saf	pts
Jarveon Howard	1	-	-	-	-	-	-	-	6
Abdul Adams	1	-	-	-	-	-	-	-	6
Andre Szmyt	-	1-1	3-3	-	-	-	-	-	6
Moe Neal	1	-	-	-	-	-	-	-	6
Total	3	1-1	3-3	-	-	-	-	-	24
Opponents	-	0-1	-	-	-	-	-	-	0

Punt Returns	no.	yds	avg	td	lg
Sean Riley	3	41	13.7	0	31
Total	3	41	13.7	0	31
Opponents	3	2	0.7	0	1

Kick Returns	no.	yds	avg	td	lg
Total	0	0	0.0	0	0
Opponents	3	48	16.0	0	18

Interceptions	no.	yds	avg	td	lg
Andre Cisco	1	10	10.0	0	10
Ifeatu Melifonwu	1	0	0.0	0	0
Total	2	10	5.0	0	10
Opponents	2	0	0.0	0	0

Fumble Returns	no.	yds	avg	td	lg
Total	0	0	0.0	0	0
Opponents	0	0	0.0	0	0

INDIVIDUAL STATS

SEASON

CAREER

All Purpose	g	rush	rcv	pr	kr	ir	total	avg/g	g	rush	rcv	pr	kr	ir	total	avg/g
Moe Neal	1	89	54	0	0	0	143	143.0	38	1803	358	0	0	0	2161	56.9
Abdul Adams	1	49	29	0	0	0	78	78.0	2	68	29	0	-4	0	93	46.5
Sean Riley	1	0	26	41	0	0	67	67.0	38	90	1016	465	2174	0	3745	98.6
Jarveon Howard	1	32	3	0	0	0	35	35.0	13	347	19	0	0	0	366	28.2
Taj Harris	1	0	31	0	0	0	31	31.0	13	0	596	0	0	0	596	45.8
Tommy DeVito	1	21	0	0	0	0	21	21.0	9	4	0	0	0	0	4	0.4
Trishton Jackson	1	0	21	0	0	0	21	21.0	2	0	48	0	0	0	48	24.0
Andre Cisco	1	0	0	0	0	10	10	10.0	14	0	0	0	0	57	57	4.1
Nykeim Johnson	1	0	7	0	0	0	7	7.0	24	15	640	10	102	0	767	32.0
Aaron Hackett	1	0	5	0	0	0	5	5.0	23	0	48	0	29	0	77	3.3
Chris Elmore	1	1	0	0	0	0	1	1.0	26	64	6	0	31	0	101	3.9
Total	1	192	176	41	0	10	419	419.0								
Opponents	1	-4	238	2	48	0	284	284.0								

Field Goals	att	good	long	blkd	att	good	long	blkd
Andre Szmyt	1	1	45	0	35	31	54	0
Total	1	1	45	0				
Opponents	1	0	0	0				

Punting	no.	yds	avg	lg	blk	no.	yds	avg	lg	blk
Sterling Hofrichter	6	295	49.2	56	0	207	8920	43.1	65	1
Total	6	295	49.2	56	0					
Opponents	8	351	43.9	48	0					

Kickoffs	no.	yds	avg	tb	ob	no.	yds	avg	tb	ob
Sterling Hofrichter	5	319	63.8	2	0	112	6762	60.4	63	2
Total	5	319	63.8	2	0					
Opponents	1	65	65.0	1	0					

#	Defensive Leaders	gp	ua	a	total	tfl	sack	int	pbu	fr	ff	blk	gp	ua	a	total	tfl	sack	int	pbu	fr	ff	blk
46	Lakiem Williams	1	4	7	11	2.5	1.5	8	7	8	15	2.5	1.5
3	Christopher Fredrick	1	6	1	7	1.0	38	89	39	128	6.0	.	5	8	1	3	.
2M	Ifeatu Melitonwu	1	5	1	6	0.0	.	1	1	.	.	.	10	19	2	21	1.0	.	1	7	.	.	.
7	Andre Cisco	1	3	3	6	0.0	.	1	14	49	17	66	1.0	.	8	11	.	1	.
9	Evan Foster	1	2	3	5	1.0	1.0	35	107	56	163	8.0	3.0	2	8	1	1	.
94	Alton Robinson	1	3	2	5	1.5	0.5	25	52	22	74	24.5	15.5	.	2	2	4	.
12	Andrew Armstrong	1	2	2	4	0.0	.	.	1	.	.	.	38	36	42	78	0.0	.	1	2	3	.	.
85	Josh Black	1	3	1	4	2.0	2.0	.	.	1	.	.	26	28	19	47	10.0	3.5	.	.	2	.	1
1J	Mikel Jones	1	3	.	3	1.0	1	3	.	3	1.0
55	Kendall Coleman	1	3	.	3	2.0	2.0	33	53	39	92	18.0	13.5	1
8	Antwan Cordy	1	1	1	2	1.0	37	85	31	116	16.0	3.0	3	7	3	2	.
34	Eric Coley	1	2	.	2	0.0	7	5	3	8	0.0
29	Otto Zaccardo	1	1	1	2	0.0	16	2	1	3	0.0
52	Curtis Harper	1	1	1	2	0.5	0.5	2	2	1	3	0.5	0.5
57	Kingsley Jonathan	1	1	1	2	1.5	0.5	.	.	1	1	.	22	16	11	27	9.0	6.5	.	.	2	2	.
6	Trill Williams	1	1	1	2	0.0	1	.	13	26	7	33	2.5	.	2	.	.	1	.
24	Allen Stritzinger	1	.	2	2	0.0	.	.	1	.	.	.	19	6	5	11	0.0	.	1	1	.	.	.
45	Kenneth Ruff	1	1	.	1	0.0	33	21	15	36	6.5	2.0	.	1	1	.	.
50	Aaron Bolinsky	1	.	1	1	0.0	8	2	1	3	0.0
97	Brandon Berry	1	1	.	1	0.0	25	19	14	33	1.5	1.0	.	.	1	.	.
30	Juan Wallace	1	1	.	1	0.0	.	.	1	.	.	.	14	1	1	2	0.0	.	.	1	.	.	.
42	Tyrell Richards	1	1	.	1	0.0	14	13	4	17	3.0	3.0	1
82	Nykeim Johnson	1	1	.	1	0.0	24	2	.	2	0.0
	Total	1	46	28	74	14	8	2	4	2	2	.											
	Opponents	1	48	28	76	2	2	2	2	1	1	.											

SYRACUSE GAME-BY-GAME

TEAM STATISTICS

		Rushing				Receiving				Passing				Kick Returns				Punt Returns				tot		
Date	Opponent	no.	yds	td	lg	no.	yds	td	lg	cmp	att	int	yds	td	lg	no.	yds	td	lg	no.	yds	td	lg	off
Aug 31	at Liberty	44	192	3	42	17	176	0	31	17	35	2	176	0	31	0	0	0	0	3	41	0	31	368
		44	192	3	42	17	176	0	31	17	35	2	176	0	31	0	0	0	0	3	41	0	31	368
	Opponents	34	-4	0	12	21	238	0	56	21	42	2	238	0	56	3	48	0	18	3	2	0	1	234

Games: 1 • Avg/rush: 4.4 • Avg/catch: 10.4 • Pass effc: 79.38 • PR avg: 13.7 • All purpose avg/game: 419.0 • Total offense avg/gm: 368.0

Date	Opponent	Tackles				Sacks no-yds	Fumble		Pass Defense			blkd kick	PAT Attempts			off		
		ua	a	total	tfl-yds		ff	fr-yds	int-yds	qbh	brup		kick	rush	rcv	saf	t/o	pts
Aug 31	at Liberty	46	28	74	14.0-68	8.0-51	2	2-0	2-10	2	4	0	3-3	0	0	0	10	24
		46	28	74	14.0-68	8.0-51	2	2-0	2-10	2	4	0	3-3	0	0	0	10	24
	Opponents	48	28	76	2.0-7	2.0-7	1	1-0	2-0	1	2	0	0-0	0	0	0	0	0

		Punting									Field Goals			Kickoffs				
Date	Opponent	no.	yds	avg	long	blkd	tb	fc	50+	i20	md-att	long	blkd	no.	yds	avg	tb	ob
Aug 31	at Liberty	6	295	49.2	56	0	1	0	3	4	1-1	45	0	5	319	63.8	2	0
		6	295	49.2	56	0	1	0	3	4	1-1	45	0	5	319	63.8	2	0
	Opponents	8	351	43.9	48	0	0	3	0	1	0-1	0	0	1	65	65.0	1	0

OPPONENT GAME-BY-GAME

OPPONENT STATISTICS

Date	Opponent	Rushing				Receiving				Passing				Kick Returns				Punt Returns				tot off
		no.	yds	td	lg	no.	yds	td	lg	cmp-att-int	yds	td	lg	no.	yds	td	lg	no.	yds	td	lg	
Aug 31	at Liberty	34	-4	0	12	21	238	0	56	21-42-2	238	0	56	3	48	0	18	3	2	0	1	234
		34	-4	0	12	21	238	0	56	21-42-2	238	0	56	3	48	0	18	3	2	0	1	234
Syracuse		44	192	3	42	17	176	0	31	17-35-2	176	0	31	0	0	0	0	3	41	0	31	368

Games: 1 • Avg/rush: -0.1 • Avg/catch: 11.3 • Pass effic: 88.08 • KR avg: 16.0 • PR avg: 0.7 • All purpose avg/game: 284.0 • Total offense avg/gm: 234.0

Date	Opponent	Tackles				Sacks no-yds	Fumble		Pass Defense			blkd kick	PAT Attempts			off		pts
		ua	a	total	tfl-yds		ff	fr-yds	int-yds	qbh	brup		kick	rush	rcv	saf	t/o	
Aug 31	at Liberty	48	28	76	2.0-7	2.0-7	1	1-0	2-0	1	2	0	0-0	0	0	0	0	0
		48	28	76	2.0-7	2.0-7	1	1-0	2-0	1	2	0	0-0	0	0	0	0	0
Syracuse		46	28	74	14.0-68	8.0-51	2	2-0	2-10	2	4	0	3-3	0	0	0	10	24

		Punting									Field Goals			Kickoffs				
Date	Opponent	no.	yds	avg	long	blkd	tb	fc	50+	i20	md-att	long	blkd	no.	yds	avg	tb	ob
Aug 31	at Liberty	8	351	43.9	48	0	0	3	0	1	0-1	0	0	1	65	65.0	1	0
		8	351	43.9	48	0	0	3	0	1	0-1	0	0	1	65	65.0	1	0
Syracuse		6	295	49.2	56	0	1	0	3	4	1-1	45	0	5	319	63.8	2	0

PASSING GAME-BY-GAME

#13 DeVito, T.	Comp	Att	Int	Pct	Yards	TD	Long	Sacked	Effic
Liberty	17	35	2	48.6	176	0	31	2-7	79.38
TOTALS	17	35	2	48.6	176	0	31	2-7	79.38

RUSHING GAME-BY-GAME

RUSHING	No-Yds/TD	LIBERTY
Neal, M.	14-89/1	14-89/1
Adams, A.	14-49/1	14-49/1
Howard, J.	9-32/1	9-32/1
DeVito, T.	6-21/0	6-21/0
Elmore, C.	1-1/0	1-1/0

RECEIVING GAME-BY-GAME

RECEIVING	No-Yds/TD	LIBERTY
Neal, M.	3-54/0	3-54/0
Harris, T.	1-31/0	1-31/0
Adams, A.	2-29/0	2-29/0
Riley, S.	3-26/0	3-26/0
Jackson, T.	3-21/0	3-21/0
Johnson, N.	3-7/0	3-7/0
Hackett, A.	1-5/0	1-5/0
Howard, J.	1-3/0	1-3/0

RETURNS GAME-BY-GAME

PUNT RETURNS	No-Yds	LIBERTY
Riley, S.	3-41	3-41

KICK RETURNS	No-Yds	LIBERTY
--------------	--------	---------

INT. RETURNS	No-Yds	LIBERTY
Melifonwu, I.	1-0	1-0
Cisco, A.	1-10	1-10

FUMBLE RETURNS	No-Yds	LIBERTY
----------------	--------	---------

TACKLES GAME-BY-GAME

Total Tackles	UA-A	Total LIBERTY	
Williams, L.	4-7	11	4-7
Fredrick, C.	6-1	7	6-1
Melifonwu, I.	5-1	6	5-1
Cisco, A.	3-3	6	3-3
Robinson, A.	3-2	5	3-2
Foster, E.	2-3	5	2-3
Black, J.	3-1	4	3-1
Armstrong, A.	2-2	4	2-2
Coleman, K.	3-0	3	3-0
Jones, M.	3-0	3	3-0
Cordy, A.	1-1	2	1-1
Jonathan, K.	1-1	2	1-1
Coley, E.	2-0	2	2-0
Williams, T.	1-1	2	1-1
Zaccardo, O.	1-1	2	1-1
Harper, C.	1-1	2	1-1
Stritzinger, A.	0-2	2	0-2
Wallace, J.	1-0	1	1-0
Richards, T.	1-0	1	1-0
Ruff, K.	1-0	1	1-0
Bolinsky, A.	0-1	1	0-1
Johnson, N.	1-0	1	1-0
Berry, B.	1-0	1	1-0

TACKLES FOR LOSS GAME-BY-GAME

TACKLES FOR LOSS	UA-A	Total	LIBERTY
Williams, L.	2-1	2.5	2.5-14
Black, J.	2-0	2.0	2.0-11
Coleman, K.	2-0	2.0	2.0-12
Robinson, A.	1-1	1.5	1.5-3
Jonathan, K.	1-1	1.5	1.5-8
Fredrick, C.	1-0	1.0	1.0-4
Cordy, A.	1-0	1.0	1.0-3
Foster, E.	1-0	1.0	1.0-8
Jones, M.	1-0	1.0	1.0-2
Harper, C.	0-1	0.5	0.5-3

SACKS GAME-BY-GAME

SACKS	UA-A	Total	LIBERTY
Black, J.	2-0	2.0	2.0-11
Coleman, K.	2-0	2.0	2.0-12
Williams, L.	1-1	1.5	1.5-13
Foster, E.	1-0	1.0	1.0-8
Jonathan, K.	0-1	0.5	0.5-3
Robinson, A.	0-1	0.5	0.5-1
Harper, C.	0-1	0.5	0.5-3

KICKING GAME-BY-GAME

Opponent	Andre Szmyt FG-FGA/Yds (Miss)	PATs
Liberty	1-1/45	3-3
Maryland		
Clemson		
Western Michigan		
Holy Cross		
NC State		
Pittsburgh		
Florida State		
Boston College		
Duke		
Louisville		
Wake Forest		

PUNTING GAME-BY-GAME

Opponent	Sterling Hofrichter No. - Yds - Avg. - I20
Liberty	6 - 295 - 49.2 - 4
Maryland	
Clemson	
Western Michigan	
Holy Cross	
NC State	
Pittsburgh	
Florida State	
Boston College	
Duke	
Louisville	
Wake Forest	

LONG PLAYS

20-YARD PLUS PLAYS

Yds	Type	Player(s)	Opponent
42*	Rush	Moe Neal	Liberty
31	PR	Sean Riley	Liberty
31	Pass	Taj Harris from Tommy DeVito	Liberty
29	Pass	Moe Neal from Tommy DeVito	Liberty
20	Rush	Moe Neal	Liberty

* touchdown scored on play

LONG PLAYS BY THE NUMBERS

Long Plays By Yards	No.	TD
100+	0	0
90-99	0	0
80-89	0	0
70-79	0	0
60-69	0	0
50-59	0	0
40-49	1	1
30-39	2	0
20-29	2	0

Long Plays By Type	No.	TD
Rushing	2	1
Passing	2	0
Punt returns	1	0
Kick returns	0	0
Interceptions	0	0
Fumble returns	0	0
Other	0	0
TOTAL	5	1

20-YARD PLUS BY PLAYER

Player	No.	TD	R	P	KR	PR	IR	FR
Moe Neal	3	1	2	1	0	0	0	0
Sean Riley	1	0	0	0	0	1	0	0
Taj Harris	1	0	0	1	0	0	0	0
TOTAL	5	1	2	2	0	1	0	0

LONGEST PLAYS OF THE YEAR

Rushing

42 Moe Neal vs Liberty (8/31/2019)

Rushing Touchdown

42 Moe Neal vs Liberty (8/31/2019)

Passing

31 Taj Harris from Tommy DeVito
vs Liberty (8/31/2019)

Passing Touchdown

None

Punt Return

31 Sean Riley vs Liberty (8/31/2019)

Kick Return

None

Interception Return

10 Andre Cisco vs Liberty (8/31/2019)

Fumble Return

None

Punt

56 Sterling Hofrichter vs Liberty (8/31/2019)

Field Goal

45 Andre Szmyt vs Liberty (8/31/2019)

STARTING LINEUPS

OFFENSE

Opponent	QB	RB	WR	WR/TE	WR	LT	LG	C	RG	RT	WR/TE
Liberty	DeVito	Neal	Harris	Elmore	T. Jackson	Servais	E. Adams	Heckel	D. Davis	Vettorello	Hackett
Maryland											
Clemson											
Western Michigan											
Holy Cross											
NC State											
Pittsburgh											
Florida State											
Boston College											
Duke											
Louisville											
Wake Forest											

DEFENSE

Opponent	DE	NT	DT	DE	WLB	MLB	NICK	CB	FS	SS	CB
Liberty	Robinson	Black	Ruff	Coleman	Armstrong	L. Williams	T. Williams	Fredrick	Cisco	Foster	Melifonwu
Maryland											
Clemson											
Western Michigan											
Holy Cross											
NC State											
Pittsburgh											
Florida State											
Boston College											
Duke											
Louisville											
Wake Forest											

GIVEAWAYS/TAKEAWAYS

Opponent	Fum	Int	Tot	Fum	Int	Tot	Dif
Liberty	1	2	3	2	2	4	+1
Maryland							
Clemson							
W. Michigan							
Holy Cross							
NC State							
Pittsburgh							
Florida State							
Boston College							
Duke							
Louisville							
Wake Forest							
Totals	1	2	3	2	2	4	+1

COIN FLIPS

Opponent	Flip	Result
Liberty	Lost (O)	W, 24-0
Maryland		
Clemson		
W. Michigan		
Holy Cross		
NC State		
Pittsburgh		
Florida State		
Boston College		
Duke		
Louisville		
Wake Forest		

Totals: 1 won, 0 lost

OPENING DRIVES

Opponent	1st Half	2nd Half
Liberty	Punt	Downs
Maryland		
Clemson		
W. Michigan		
Holy Cross		
NC State		
Pittsburgh		
Florida State		
Boston College		
Duke		
Louisville		
Wake Forest		

1st Half Totals

Punts: 1

2nd Half Totals

Turnover on Downs: 1

OPENING DEFENSE DRIVES

Opponent	1st Half	2nd Half
Liberty	Punt	Punt
Maryland		
Clemson		
W. Michigan		
Holy Cross		
NC State		
Pittsburgh		
Florida State		
Boston College		
Duke		
Louisville		
Wake Forest		

1st Half Totals

Punts: 1

2nd Half Totals

Punts: 1

SCORING DRIVES

Syracuse

Game	Qtr	Pts	Plays	Yds	TOP	How
Liberty	1	3	4	9	1:35	Szmyt 45 field goal
Liberty	2	7	14	71	3:47	A. Adams 2 run
Liberty	3	7	5	37	1:53	Howard 1 run
Liberty	4	7	7	73	2:25	Neal 42 run

Opponents

Game	Qtr	Pts	Plays	Yds	TOP	How
------	-----	-----	-------	-----	-----	-----

Longest

By Plays: 14 at Liberty (TD)

By Yards: 73 at Liberty (TD)

By Time: 3:47 at Liberty (TD)

Shortest

By Plays: 4 at Liberty (FG)

By Yards: 9 at Liberty (FG)

By Time: 1:35 at Liberty (FG)

CONVERSIONS & TIME OF POSSESSION

3rd-Down Conversions

Date	Opponent	Score	Overall	1st Qtr	2nd Qtr	3rd Qtr	4th Qtr	Overtime
Aug 31, 2019	at Liberty	W 24-0	8-19 42.1	2-6 33.3	5-7 71.4	1-3 33.3	0-3 0.0	
	Syracuse		8-19 42.1	2-6 33.3	5-7 71.4	1-3 33.3	0-3 0.0	0-0 0.0
	Opponents		3-16 18.8	0-2 0.0	0-3 0.0	1-5 20.0	2-6 33.3	0-0 0.0

4th-Down Conversions

Date	Opponent	Score	Overall	1st Qtr	2nd Qtr	3rd Qtr	4th Qtr	Overtime
Aug 31, 2019	at Liberty	W 24-0	2-4 50.0	0-1 0.0	1-1 100.0	0-1 0.0	1-1 100.0	
	Syracuse		2-4 50.0	0-1 0.0	1-1 100.0	0-1 0.0	1-1 100.0	0-0 0.0
	Opponents		0-1 0.0	0-0 0.0	0-0 0.0	0-0 0.0	0-1 0.0	0-0 0.0

Time of Possession

Date	Opponent	Score	Overall	1st Qtr	2nd Qtr	3rd Qtr	4th Qtr	Overtime
Aug 31, 2019	at Liberty	W 24-0	31:03	8:46	8:38	5:56	7:43	
	Syracuse	Total	31:03	8:46	8:38	5:56	7:43	0:00
		Avg.	31:03	8:46	8:38	5:56	7:43	0:00
	Opponents	Total	28:57	6:14	6:22	9:04	7:17	0:00
		Avg.	28:57	6:14	6:22	9:04	7:17	0:00

RED ZONE REPORT

Syracuse Inside Opponent Red-Zone

Date	Opponent	Score	Times	Times	Total	Rush		Pass	FGs	Failed to score inside RZ						
			In RZ	Scored	Pts	TDs	TDs	TDs	Made	FGA	Down	Int	Fumb	Half	Game	
Aug 31, 2019	at Liberty	W 24-0	3	2	14	2	2	0	0	0	0	0	1	0	0	0
	Totals		3	2	14	2	2	0	0	0	0	0	1	0	0	0

2 of 3 (66.7%)

Opponents Inside Syracuse Red-Zone

Date	Opponent	Score	Times	Times	Total	Rush		Pass	FGs	Failed to score inside RZ						
			In RZ	Scored	Pts	TDs	TDs	TDs	Made	FGA	Down	Int	Fumb	Half	Game	
Aug 31, 2019	at Liberty	W 24-0	2	0	0	0	0	0	0	1	0	0	1	0	0	0
	Totals		2	0	0	0	0	0	0	1	0	0	1	0	0	0

0 of 2 (0.0%)

SUPERLATIVES

Syracuse Team Highs

Rushes	44	at Liberty (Aug 31, 2019)
Yards Rushing	192	at Liberty (Aug 31, 2019)
Yards Per Rush	4.4	at Liberty (Aug 31, 2019)
TD Rushes	3	at Liberty (Aug 31, 2019)
Pass attempts	35	at Liberty (Aug 31, 2019)
Pass completions	17	at Liberty (Aug 31, 2019)
Yards Passing	176	at Liberty (Aug 31, 2019)
Yards Per Pass	5.0	at Liberty (Aug 31, 2019)
Total Plays	79	at Liberty (Aug 31, 2019)
Total Offense	368	at Liberty (Aug 31, 2019)
Yards Per Play	4.7	at Liberty (Aug 31, 2019)
Points	24	at Liberty (Aug 31, 2019)
Sacks By	8	at Liberty (Aug 31, 2019)
First Downs	17	at Liberty (Aug 31, 2019)
Penalties	10	at Liberty (Aug 31, 2019)
Penalty Yards	88	at Liberty (Aug 31, 2019)
Turnovers	3	at Liberty (Aug 31, 2019)
Interceptions By	2	at Liberty (Aug 31, 2019)
Punts	6	at Liberty (Aug 31, 2019)
Punting Avg	49.2	at Liberty (Aug 31, 2019)
Long Punt	56	at Liberty (Aug 31, 2019)
Punts inside 20	4	at Liberty (Aug 31, 2019)
Long Punt Return	31	at Liberty (Aug 31, 2019)

Syracuse Individual Highs

Rushes	14	Moe Neal at Liberty (Aug 31, 2019)
	14	Abdul Adams at Liberty (Aug 31, 2019)
Yards Rushing	89	Moe Neal at Liberty (Aug 31, 2019)
TD Rushes	1	Moe Neal at Liberty (Aug 31, 2019)
	1	Abdul Adams at Liberty (Aug 31, 2019)
	1	Jarveon Howard at Liberty (Aug 31, 2019)
Long Rush	42	Moe Neal at Liberty (Aug 31, 2019)
Pass attempts	35	Tommy DeVito at Liberty (Aug 31, 2019)
Pass completions	17	Tommy DeVito at Liberty (Aug 31, 2019)
Yards Passing	176	Tommy DeVito at Liberty (Aug 31, 2019)
Long Pass	31	Tommy DeVito at Liberty (Aug 31, 2019)
Receptions	3	Moe Neal at Liberty (Aug 31, 2019)
	3	Sean Riley at Liberty (Aug 31, 2019)
	3	Trishton Jackson at Liberty (Aug 31, 2019)
	3	Nykeim Johnson at Liberty (Aug 31, 2019)
Yards Receiving	54	Moe Neal at Liberty (Aug 31, 2019)
Long Reception	31	Taj Harris at Liberty (Aug 31, 2019)
Field Goals	1	Andre Szmyt at Liberty (Aug 31, 2019)
Long Field Goal	45	Andre Szmyt at Liberty (Aug 31, 2019)
Punts	6	Sterling Hofrichter at Liberty (Aug 31, 2019)
Punting Avg	49.2	Sterling Hofrichter at Liberty (Aug 31, 2019)
Long Punt	56	Sterling Hofrichter at Liberty (Aug 31, 2019)
Punts inside 20	4	Sterling Hofrichter at Liberty (Aug 31, 2019)
Long Punt Return	31	Sean Riley at Liberty (Aug 31, 2019)
Tackles	11	Lakiem Williams at Liberty (Aug 31, 2019)
Sacks	2.0	Kendall Coleman at Liberty (Aug 31, 2019)
	2.0	Josh Black at Liberty (Aug 31, 2019)
Tackles For Loss	2.5	Lakiem Williams at Liberty (Aug 31, 2019)
Interceptions	1	Ifeatu Melifonwu at Liberty (Aug 31, 2019)
	1	Andre Cisco at Liberty (Aug 31, 2019)


Opponent Team Highs

Rushes	34	at Liberty (Aug 31, 2019)
Pass attempts	42	at Liberty (Aug 31, 2019)
Pass completions	21	at Liberty (Aug 31, 2019)
Yards Passing	238	at Liberty (Aug 31, 2019)
Yards Per Pass	5.7	at Liberty (Aug 31, 2019)
Total Plays	76	at Liberty (Aug 31, 2019)
Total Offense	234	at Liberty (Aug 31, 2019)
Yards Per Play	3.1	at Liberty (Aug 31, 2019)
Sacks By	2	at Liberty (Aug 31, 2019)
First Downs	18	at Liberty (Aug 31, 2019)
Penalties	5	at Liberty (Aug 31, 2019)
Penalty Yards	55	at Liberty (Aug 31, 2019)
Turnovers	4	at Liberty (Aug 31, 2019)
Interceptions By	2	at Liberty (Aug 31, 2019)
Punts	8	at Liberty (Aug 31, 2019)
Punting Avg	43.9	at Liberty (Aug 31, 2019)
Long Punt	48	at Liberty (Aug 31, 2019)
Punts inside 20	1	at Liberty (Aug 31, 2019)
Long Punt Return	1	at Liberty (Aug 31, 2019)

Opponent Individual Highs

Rushes	11	HICKSON, F., at Liberty (Aug 31, 2019)
Yards Rushing	29	HICKSON, F., at Liberty (Aug 31, 2019)
Long Rush	12	PICKETT, P., at Liberty (Aug 31, 2019)
Pass attempts	39	CALVERT, S., at Liberty (Aug 31, 2019)
Pass completions	20	CALVERT, S., at Liberty (Aug 31, 2019)
Yards Passing	234	CALVERT, S., at Liberty (Aug 31, 2019)
Long Pass	56	CALVERT, S., at Liberty (Aug 31, 2019)
Receptions	6	GANDY-GOLDEN, A., at Liberty (Aug 31, 2019)
Yards Receiving	119	GANDY-GOLDEN, A., at Liberty (Aug 31, 2019)
Long Reception	56	GANDY-GOLDEN, A., at Liberty (Aug 31, 2019)
Punts	8	ALVES, A., at Liberty (Aug 31, 2019)
Punting Avg	43.9	ALVES, A., at Liberty (Aug 31, 2019)
Long Punt	48	ALVES, A., at Liberty (Aug 31, 2019)
Punts inside 20	1	ALVES, A., at Liberty (Aug 31, 2019)
Long Punt Return	1	STUBBS, DJ, at Liberty (Aug 31, 2019)
Long Kickoff Return	18	LOUIS, S., at Liberty (Aug 31, 2019)
Tackles	13	BENTON, E., at Liberty (Aug 31, 2019)
Sacks	1.0	JENKINS, A., at Liberty (Aug 31, 2019)
	1.0	RUSINS, R., at Liberty (Aug 31, 2019)
Tackles For Loss	1.0	JENKINS, A., at Liberty (Aug 31, 2019)
	1.0	RUSINS, R., at Liberty (Aug 31, 2019)
Interceptions	1	WILSON, B., at Liberty (Aug 31, 2019)
	1	ESPINOZA, C., at Liberty (Aug 31, 2019)

GAME SUMMARIES

	GAME #1 Aug. 31, 2019 // Williams Stadium Attendance: 21,671	
	SYRACUSE	24
	LIBERTY	0

LYNCHBURG, Va. – No. 22 Syracuse (1-0) smothered Liberty (0-1) by the score of 24-0 at Williams Stadium in the first meeting between the two teams. The Orange defense registered eight sacks, four takeaways and held the Flames to -4 yards rushing. Defensive linemen **Kendall Coleman** and **Josh Black** had two sacks apiece to lead the charge, and Syracuse's eight quarterback takedowns were one short of the school record. Running backs **Moe Neal**, **Abdul Adams** and **Jarveon Howard** all scored rushing touchdowns. The shutout was the 44th for the Orange in a season-opening game and the first for the team in a true road game since a 24-0 blanking of Tulane in 1991. With the victory, the Orange extended their winning streak in season openers to six. Linebacker **Lakiem Williams** paced the defense with a career-high 11 tackles, including 1.5 sacks. Quarterback **Tommy DeVito** made his first career start and distributed the ball to eight different receivers, completing 17-of-35 passes for 176 yards. For Liberty, the loss ended the Flames' four-game home winning streak and spoiled the debut of head coach Hugh Freeze, who coached the game from a hospital bed in the press box.

Score by Quarters

	1st	2nd	3rd	4th	Final
Syracuse	3	7	7	7	24
Liberty	0	0	0	0	0

Scoring Summary:

1st 01:45 SU Szmyt 45 yd field goal
4-9 1:35, SU 3 - LU 0

2nd 10:33 SU Adams 2 yd run (Szmyt kick)
14-71 3:47, SU 10 - LU 0

3rd 06:27 SU Howard 1 yd run (Szmyt kick)
5-37 1:53, SU 17 - LU 0

4th 12:35 SU Neal 42 yd run (Szmyt kick)
7-73 2:25, SU 24 - LU 0

	SU	LU
FIRST DOWNS	17	18
RUSHES-YARDS (NET)	44-192	34-(-4)
PASSING YDS (NET)	176	238
Passes Att-Comp-Int	35-17-2	42-21-2
TOTAL OFFENSE PLAYS-YARDS	79-368	76-234
Fumble Returns-Yards	0-0	0-0
Punt Returns-Yards	3-41	3-2
Kickoff Returns-Yards	0-0	3-48
Interception Returns-Yards	2-10	2-0
Punts (Number-Avg)	6-49.2	8-43.9
Fumbles-Lost	1-1	3-2
Penalties-Yards	10-88	5-55
Possession Time	31:03	28:57
Third-Down Conversions	8 of 19	3 of 16
Fourth-Down Conversions	2 of 4	0 of 1
Red-Zone Scores-Chances	2-3	0-2
Sacks By: Number-Yards	8-51	2-7

RUSHING: Syracuse - Neal 14-89; Adams 14-49; Howard 9-32; DeVito 6-21; Elmore 1-1. **Liberty** - Hickson 11-29; Pickett 5-11; Henderson 3-5; Bennett 1-2; Mack 2-2; TEAM 1-minus 2; Stubbs 1-minus 12; Calvert 10-minus 39.

PASSING: Syracuse - DeVito 17-35-2-176. **Liberty** - Calvert 20-39-2-234; Bennett 1-3-0-4; Stubbs 0-0-0-0.

RECEIVING: Syracuse - Neal 3-54; Riley 3-26; T. Jackson 3-21; N. Johnson 3-7; Adams 2-29; Harris 1-31; Hackett 1-5; Howard 1-3. **Liberty** - Gandy-Golden 6-119; Stubbs 5-47; Coleman 3-25; Shaa 2-13; Pickett 2-minus 1; King 1-23; Hickson 1-8; Douglas 1-4.

THE LAST TIME

Syracuse ...

Scoring

Scored 70+ points:	70 vs. Rutgers (70-14), 1998
Scored 60-69 points:	62 vs. Wagner (62-10), 2018
Scored 50-59 points:	54 vs. Louisville (54-23), 2018
Allowed 70+ points:	76, Pittsburgh (61-76), 2016
Allowed 60-69 points:	64, Wake Forest (43-64), 2017
Allowed 50-59 points:	56, Louisville (56-10), 2017
Was held scoreless:	at Clemson (0-54), 2016
Was held scoreless through halftime:	vs. Notre Dame (0-20), 2018
Was held scoreless through three quarters:	vs. Notre Dame (0-29), 2018
Held opponent scoreless:	at Liberty (24-0), 2019
Held opponent scoreless through halftime:	at Liberty (24-0), 2019
Held opponent scoreless through three quarters:	at Liberty (24-0), 2019
Did not score a touchdown:	vs. Notre Dame, 2018
Did not score an offensive touchdown:	vs. Notre Dame, 2018
Held opponent without a touchdown:	at Liberty, 2019
Held opponent without an offensive touchdown:	at Liberty, 2019
Scored TD on first play from scrimmage:	Andrew Robinson 79 yd. pass to Taj Smith at Louisville, 2007
Allowed TD on first play from scrimmage:	DeShone Kizer 79 yd. pass to Equanimeous St. Brown, Notre Dame, 2016
Scored TD in final two minutes to win:	vs. Minnesota (21-17), 2013
Allowed TD in final two minutes to lose:	at Clemson (23-27), 2018
Won by going for two points:	vs. North Carolina (49-47 3OT), 2003
Lost when opponent went for two points:	vs. NC State (31-32, OT), 1997
Tied the game in the last two minutes:	vs. North Carolina (27-27), 2018 (TD)
Allowed opponent to tie the game in the last two minutes:	at Pittsburgh (37-37), 2018 (FG)
Scored a two-point conversion:	at NC State, 2017
Missed a two-point conversion:	vs. Notre Dame, 2016

Rushing

Had 60+ rushing attempts:	60 at Wake Forest, 2018
Had 50-59 rushing attempts:	58 at Boston College, 2018
Rushed for 400+ yards:	415 vs. Pittsburgh, 1994
Rushed for 300-399 yards:	326 vs. Louisville, 2018
Rushed for 200-299 yards:	264 at Wake Forest, 2018
Rushed for less than 100 yards:	81 vs. NC State, 2018
Rushed for negative yards:	-107 at Penn State, 1947
Scored six rushing TDs:	vs. Rhode Island, 2002
Scored seven rushing TDs:	vs. Rutgers, 2000
Scored eight rushing TDs:	vs. Rutgers, 1998
Two players rushed for 100+ yards:	Dontae Strickland (105), Eric Dungey (100) vs. Miami (Fla.), 2017
Three players rushed for 100+ yards:	Kyle McIntosh (136), Dee Brown (117), Donovan McNabb (100) vs. Miami (Fla.), 1997
Two players had multiple rushing TDs:	Moe Neal (2), Eric Dungey (2) vs. Louisville, 2018

Passing

Passed for 400+ yards:	480 vs. NC State, 2018
Passed for 300-399 yards:	303 vs. West Virginia, 2018
Passed for less than 100 yards:	86 vs. Boston College, 2015
Attempted less than 10 passes:	9 vs. Buffalo, 2000

Receiving

Two players with 10 catches:	Steve Ishmael (12), Ervin Philips (12) at Florida State, 2017
Two players with 100 receiving yards:	Sean Riley (164), Nykeim Johnson (136) vs. NC State, 2018

Total Offense

Gained 600+ yards:	636 vs. Connecticut, 2018
Gained 500-599 yards:	559 at Boston College, 2018
Gained 400-499 yards:	416 vs. West Virginia, 2018
Gained 100-199 yards:	136 at Boston College, 2014
Gained less than 100 yards:	93 vs. Iowa, 1976
Had 100 or more total offense plays:	106 at Pittsburgh, 2016
Had 90 or more total offense plays:	93 at Boston College, 2018

Turnovers

Did not commit a turnover:	at Wake Forest, 2018
Neither team committed a turnover:	Syracuse vs. Pittsburgh, 2017
Committed four turnovers:	at Louisville (4 INT), 2017
Committed five turnovers:	vs. Rutgers (2 fumbles/3 INT), 2011
Committed six turnovers:	at Pittsburgh (4 fumbles/2 INT), 2011
Committed seven turnovers:	vs. USF (2 fumbles/5 INT), 2009
Committed eight turnovers:	vs. Wisconsin (7 fumbles/1 INT), 1972
Committed nine turnovers:	vs. West Virginia (5 fumbles/4 INT), 1973

Defense

Intercepted three passes:	vs. Wagner, 2018
Intercepted four passes:	vs. Iowa, 2006
Intercepted five passes:	vs. Tulane, 1999
Recovered four fumbles:	vs. West Virginia, 2005
Had five or more sacks:	8.0/51 at Liberty, 2019
Had six or more sacks:	8.0/51 at Liberty, 2019
Had seven or more sacks:	8.0/51 at Liberty, 2019
Had eight sacks:	8.0/51 at Liberty, 2019
Had nine sacks:	9.0/88 vs. Rutgers, 2009
Had no sacks:	at Miami (Fla.), 2017
Neither team had a sack:	vs. Central Michigan, 2017
Scored a safety:	Parris Bennett at LSU, 2017
Scored a defensive two-point conversion:	vs. Wake Forest, 2017

Special Teams

Missed a PAT by kick:	vs. Central Connecticut State, 2017
Blocked a PAT by kick:	Chris Slayton vs. Wake Forest, 2017
Did not punt:	vs. Cincinnati, 1998
Kicked a game-winning field goal with less than 1:00 left:	Cole Murphy vs. Boston College, 2015, 35 yards with :00 left (20-17)
Kicked a game-winning field goal in OT:	Ross Krautman vs. Toledo, 2011
Neither team kicked a field goal:	at Boston College, 2018

Overtime

Was involved in an overtime game:	vs. North Carolina (W, 40-37), 2018
Won in single overtime:	vs. Central Michigan (30-27), 2015
Lost in single overtime:	at Pittsburgh (37-44), 2018
Won in double overtime:	vs. North Carolina (40-37), 2018
Lost in double overtime:	vs. Rutgers (16-19), 2011
Won in triple overtime:	at North Carolina (49-47), 2003
Lost in triple overtime:	at Virginia (38-44), 2015

Miscellaneous

Had 30+ first downs:	30 vs. NC State, 2018
Had less than 10 first downs:	8 at Boston College, 2014
Was not penalized:	at West Virginia, 1957
Had 10 or more penalties:	10 at Liberty, 2019
Had 120+ yards in penalties:	135 at Boston College, 2016
Had more than 40 minutes of possession time:	40:14 vs. Rhode Island, 2015
Had 35-40 minutes of possession time:	37:19 at Boston College, 2018

THE LAST TIME

An Opposing Team ...

Rushing

Had 60+ rushing attempts:	60, Villanova, 2014
Had 50-59 rushing attempts:	53, Clemson, 2018
Rushed for 400+ yards:	471, Notre Dame, 2016
Rushed for 300-399 yards:	333, Boston College, 2017
Rushed for 200-299 yards:	203, Louisville, 2018
Rushed for less than 100 yards:	-4, Liberty, 2019
Rushed for zero yards:	Akron, 2009
Rushed for negative yards:	-4, Liberty, 2019
Scored six rushing TDs:	Pittsburgh, 2016
Scored seven rushing TDs:	Louisville, 2016
Scored eight rushing TDs:	Nebraska, 1983
Two players rushed for 100+ yards:	Qadree Ollison (192), Darrin Hall (107), Pittsburgh, 2018
Two players had multiple rushing TDs:	Malik Williams (2), Lamar Jackson (2), Louisville, 2017

Passing

Passed for 400+ yards:	473, NC State, 2018
Passed for 300-399 yards:	321, North Carolina, 2018
Passed for less than 100 yards:	64, Boston College, 2016
Attempted less than 10 passes:	5, Georgia Tech, 2013

Receiving

Two players with 10 catches:	Ben McCord (10), Devon Spalding (10), Central Michigan, 2015
Two players with 100 receiving yards:	D'Wayne Eskridge (240), Jayden Reed (121), Western Michigan, 2018
Three players with 100 receiving yards:	Tabari Hines (124), Cam Serigne (119), Scotty Washington (113), Wake Forest, 2017

Total Offense

Gained 600+ yards:	621, Western Michigan, 2018
Gained 500-599 yards:	541, NC State, 2018
Gained 400-499 yards:	423, West Virginia, 2018
Gained 100-199 yards:	167, Central Connecticut State, 2017
Gained less than 100 yards:	64, Rhode Island, 2015

Turnovers

Did not commit a turnover:	Louisville, 2017
Had four turnovers:	Liberty (2 fumbles/2 INT), 2019
Had five turnovers:	Notre Dame (3 fumbles/2 INT), 2014
Had six turnovers:	Cincinnati (2 fumbles/4 INT), 2004
Had seven turnovers:	Pittsburgh (3 fumbles/4 INT), 1981
Had eight turnovers:	Indiana (3 fumbles/5 INT), 1971
Had nine turnovers:	Lafayette (8 fumbles/1 INT), 1951

Defense

Intercepted three passes:	Notre Dame, 2018
Intercepted four passes:	Louisville, 2017
Intercepted five passes:	USF, 2009
Recovered four fumbles:	Pittsburgh, 2011
Recovered five fumbles:	Rutgers, 2005
Had five sacks:	5.0/30, West Virginia, 2018
Had six sacks:	6.0/36, Notre Dame, 2018
Had seven sacks:	7.0/21, Washington, 2007
Had eight sacks:	8.0/29, Florida State, 2016
Had nine or more sacks:	11.0/89, Cincinnati, 2007
Had 10 or more sacks:	11.0/89, Cincinnati, 2007
Had no sacks:	Central Michigan, 2017
Scored a safety:	Middle Tennessee, 2017
Scored a defensive two-point conversion:	Notre Dame, 2016

Special Teams

Missed a PAT by kick:	Evan Staley, West Virginia, 2018
Blocked a PAT by kick:	Ejuan Price, Pittsburgh, 2016
Did not punt:	West Virginia, 1993
Kicked a game-winning field goal with less than 1:00 left:	Chris Blewitt, Pittsburgh, 2015, 25 yards with :00 left (23-30)
Kicked a game-winning field goal in OT:	San San Te, Rutgers, 2011

Miscellaneous

Had 30+ first downs:	33, Wake Forest, 2017
Had less than 10 first downs:	8, Central Connecticut State, 2017
Was not penalized:	Georgia Tech, 2013
Had 10 or more penalties:	17, Louisville, 2018
Had 120+ yards in penalties:	125, Louisville, 2018
Had more than 40 minutes of possession time:	41:18, NC State, 2016
Had 35-40 minutes of possession time:	35:15, North Carolina, 2018

A Syracuse Player ...

Rushing

Had 30 carries:	30, Dontae Strickland vs. USF, 2016
Rushed for 200+ yards:	200, Eric Dungey at Western Michigan, 2018
Rushed for 150-199 yards:	159, Moe Neal vs. Louisville, 2018
Rushed for 100-149 yards:	129, Dontae Strickland at Boston College, 2018
Quarterback rushed for 200+ yards:	200, Eric Dungey at Western Michigan, 2018
Quarterback rushed for 100+ yards:	119, Eric Dungey at Wake Forest, 2018
Rushed for three TDs:	Eric Dungey at Boston College, 2018
Rushed for four TDs:	Delone Carter vs. Colgate, 2010
Rushed for five TDs:	Walter Reyes vs. Notre Dame, 2003
Rushed for six TDs:	Jim Brown vs. Colgate, 1956
Had a 60 to 69-yard run:	67 (TD); 68, Moe Neal vs. Louisville, 2018
Had a 70 to 79-yard run:	74, Eric Dungey vs. Central Michigan, 2017
Had a 80 to 89-yard run:	86, Devante McFarlane at Wake Forest, 2014
Had a 90 to 99-yard run:	95 (TD), George Davis vs. Fordham, 1949

Passing

Passed for 400+ yards:	411, Eric Dungey vs. NC State, 2018
Passed for 300-399 yards:	303, Eric Dungey vs. West Virginia, 2018
Attempted 60+ passes:	60, Zack Mahoney vs. Wake Forest, 2017
Attempted 50-59 passes:	53, Eric Dungey at LSU, 2017
Attempted 40-49 passes:	41, Eric Dungey at Clemson, 2018
Completed 40+ passes:	43, Zack Mahoney at Pittsburgh, 2016
Completed 30-39 passes:	33, Zack Mahoney vs. Wake Forest, 2017
Threw three TD passes:	Eric Dungey at Boston College, 2018
Threw four or more TD passes:	5, Eric Dungey vs. Wagner, 2018
Threw five or more TD passes:	5, Eric Dungey vs. Wagner, 2018
Completed a 60 to 69-yard pass:	65 (TD), Eric Dungey to Nykeim Johnson vs. Louisville, 2018
Completed a 70 to 79-yard pass:	75 (TD), Eric Dungey to Sean Riley at Boston College, 2018
Completed an 80 to 89-yard pass:	82 (TD), Eric Dungey to Nykeim Johnson vs. NC State, 2018
Completed a 90 to 100-yard pass:	94 (TD), Donovan McNabb to Quinton Spotwood vs. East Carolina, 1997

THE LAST TIME

Receiving

Had 10 catches:	10, Sean Riley vs. NC State, 2018
Had 100 receiving yards:	Sean Riley (115) at Boston College, 2018
Had consecutive 100-yard receiving games:	Nykeim Johnson vs. North Carolina, vs. NC State, 2018
Had three straight 100-yard receiving games:	Steve Ishmael vs. Central Michigan, at LSU, at NC State, 2017
Had four straight 100-yard receiving games:	Steve Ishmael vs. Middle Tennessee, vs. Central Michigan, at LSU, at NC State, 2017
Had five straight 100-yard receiving games:	Steve Ishmael vs. Central Connecticut State, vs. Middle Tennessee, vs. Central Michigan, at LSU, at NC State, 2017
Had consecutive 150-yard receiving games:	Alec Lemon vs. Louisville, at Missouri, 2012
Had 200+ receiving yards:	270, Amba Etta-Tawo at Connecticut, 2016
Caught two TDs:	Jamal Custis at Western Michigan, 2018
Caught three TDs:	Nick Provo vs. West Virginia, 2011
Caught four TDs:	Tommy Kane vs. Colgate, 1987
Caught five TDs:	Amba Etta-Tawo at Pittsburgh, 2016

Defense

Had two or more interceptions:	2, Andre Cisco vs. Wagner, 2018
Returned an interception for a TD:	Evan Foster (24 yds) vs. Central Michigan, 2017
Had two or more fumble recoveries:	2, Steven Clark vs. Louisville, 2015
Returned a fumble for a TD:	Oliver Vigille (29 yds) at NC State, 2015
Forced two or more fumbles:	2, Alton Robinson at Pittsburgh, 2018
Had four tackles for loss:	Alton Robinson at Pittsburgh, 2018
Had five tackles for loss:	Christian Ferrara vs. Notre Dame, 2003
Had six tackles for loss:	Brandon Sharpe vs. Pittsburgh, 2012
Had three sacks:	Kendall Coleman vs. West Virginia, 2018
Had four sacks:	Brandon Sharpe vs. Pittsburgh, 2012
Had more than four sacks:	4.5, Dwight Freeney vs. Virginia Tech, 2000

Special Teams

Made a 50-yard field goal:	54, Andre Szmyt at Pittsburgh, 2018
Made four field goals:	Andre Szmyt vs. Louisville, 2018
Made five field goals:	Don McAulay vs. Kent State, 1983
Blocked a field goal:	Josh Black vs. Louisville, 2018
Recovered a blocked field goal for a TD:	Mike Holmes (57 yd. return) vs. Akron, 2010
Had a punt return TD:	Sean Riley (69 yds) vs. Connecticut, 2018
Had a 50 to 59-yard punt return:	59 (TD) Brisly Estime at Florida State, 2015
Had a 60 to 69-yard punt return:	69 (TD), Sean Riley vs. Connecticut, 2018
Had a 70 to 79-yard punt return:	74, Brisly Estime vs. Notre Dame, 2016
Had an 80 to 89-yard punt return:	85 (TD), Jamel Riddle vs. Auburn, 2002
Had a 90 to 100-yard punt return:	94 (TD), Marvin Harrison vs. Minnesota, 1995
Had a 60 to 69-yard punt:	64, Sterling Hofrichter vs. Central Michigan, 2017
Had a 70 to 79-yard punt:	75, Riley Dixon vs. Clemson, 2013
Blocked a punt:	Sean Riley vs. Wagner, 2018
Blocked two punts:	Anthony Smith vs. Buffalo, 2004
Returned a blocked punt for a TD:	Sean Riley blocked, Trill Williams recovered (2 yd ret.) vs. Wagner, 2018
Blocked a punt and returned it for a TD:	Anthony Smith (0 yds) vs. Buffalo, 2004
Had a kickoff return TD:	Dorian Graham (98 yds) vs. West Virginia, 2011
Returned the opening kickoff for a TD:	Kevin Johnson (100 yds) vs. Wisconsin, 1997
Had a 50 to 59-yard kickoff return:	52, Kareem Jones vs. Cincinnati, 2005
Had a 60 to 69-yard kickoff return:	64, Sean Riley vs. Central Michigan, 2017
Had a 70 to 79-yard kickoff return:	76, Kyle McIntosh vs. Tennessee, 1998
Had an 80 to 89-yard kickoff return:	89 (TD), Kevin Johnson vs. Wisconsin, 1997
Had an 90 to 100-yard kickoff return:	98 (TD), Dorian Graham vs. West Virginia, 2011

An Opposing Player ...

Rushing

Had 30 carries:	31, Matt Colburn II, Wake Forest, 2017
Rushed for 200+ yards:	203, Travis Etienne, Clemson, 2018
Rushed for 150-199 yards:	192, Qadree Ollison, Pittsburgh, 2018
Rushed for 100-149 yards:	116, Antonio Williams, North Carolina, 2018
Quarterback rushed for 100+ yards:	111, Lamar Jackson, Louisville, 2017
Rushed for three TDs:	Travis Etienne, Clemson, 2018
Rushed for four TDs:	Dalvin Cook, Florida State, 2016
Had a 60 to 69-yard run:	61, Malik Cunningham, Louisville, 2018
Had a 70 to 79-yard run:	75 (TD), David Pindell, Connecticut, 2018
Had a 80 to 89-yard run:	87 (TD), Kain Colter, Northwestern, 2013
Had a 90 to 99-yard run:	92 (TD), Noel Devine, West Virginia, 2008

Passing

Passed for 400+ yards:	473, Ryan Finley, NC State, 2018
Passed for 300-399 yards:	321, Nathan Elliott, North Carolina, 2018
Attempted 60+ passes:	65, Brian Brohm, Louisville, 2007
Attempted 50-59 passes:	52, Nathan Elliott, North Carolina, 2018
Attempted 40-49 passes:	44, Ryan Finley, NC State, 2018
Completed 40+ passes:	45, Brian Brohm, Louisville, 2007
Completed 30-39 passes:	34, Nathan Elliott, North Carolina, 2018
Threw three TD passes:	Anthony Brown, Boston College, 2018
Threw four TD passes:	Nathan Peterman, Pittsburgh, 2016
Threw five TD passes:	Taj Boyd, Clemson, 2013
Threw six TD passes:	Matt Barkley, USC, 2012
Completed a 60 to 69-yard pass:	69 (TD), Anthony Brown to Jeff Smith, Boston College, 2018
Completed a 70 to 79-yard pass:	74 (TD), Ryan Finley to Kelvin Harmon, NC State, 2018
Completed an 80 to 89-yard pass:	84 (TD), Jon Wassink to D'Wayne Eskridge, Western Michigan, 2018
Completed a 90 to 100-yard pass:	90 (TD), C.J. Brown to Brandon Ross, Maryland, 2014

Receiving

Had 10+ catches:	11, Kelvin Harmon, NC State, 2018
Had 100-199 receiving yards:	119, Antonio Gandy-Golden, Liberty, 2019
Had 200+ receiving yards:	247, Kelvin Harmon, NC State, 2018
Caught two TDs:	D'Wayne Eskridge, Western Michigan, 2018
Caught three TDs:	Cam Serigne, Wake Forest, 2017
Caught four TDs:	Ernest Wilford, Virginia Tech, 2002

Defense

Had two or more interceptions:	2, Alohi Gilman, Notre Dame, 2018
Returned an interception for a TD:	Dane Jackson (20 yds), Pittsburgh, 2016
Had two or more fumble recoveries:	2, Will Harris, Boston College, 2017
Returned a fumble for a TD:	Dane Jackson (35 yds), Pittsburgh, 2018
Forced two or more fumbles:	2, Ray Vinopal, Pittsburgh, 2014
Had four or more tackles for loss:	5.5, Clelin Ferrell, Clemson, 2017
Had five or more tackles for loss:	5.5, Clelin Ferrell, Clemson, 2017
Had three or more sacks:	3.5 Clelin Ferrell, Clemson, 2017

Special Teams

Made a 50-yard field goal:	Alex Kessman (54, 55), Pittsburgh, 2018
Made four field goals:	Evan Staley, West Virginia, 2018
Made five field goals:	Maikon Bonani, USF, 2012
Blocked a field goal:	Matthew Thomas, Derwin James, Florida State, 2017
Blocked two field goals:	Kenny Iwebema, Iowa, 2007
Recovered a blocked field goal for a TD:	Duron Harmon (75 yd ret.) Rutgers, 2012
Had a punt return TD:	Dazz Newsome (75 yds), North Carolina, 2018
Had two punt return TDs:	DeAngelo Hall (58 yds., 60 yds.), Virginia Tech, 2003
Had a 50 to 59-yard punt return:	53, Aaron Berry, Pittsburgh, 2007
Had a 60 to 69-yard punt return:	69 (TD) Tre'Davious White, LSU, 2015
Had a 70 to 79-yard punt return:	75 (TD), Dazz Newsome, North Carolina, 2018
Had an 80 to 89-yard punt return:	83 (TD), D'Ernest Johnson, USF, 2016
Had a 60 to 69-yard punt:	65, A.J. Cole III, NC State, 2017
Had a 70 to 79-yard punt:	76, Zack Campbell, Akron, 2009
Blocked a punt:	Anthony Nixon, Maryland, 2014
Blocked two punts:	Chase Anastasio, Notre Dame, 2005
Returned a blocked punt for a TD:	Manny Collins blocked, Corey Barnes recovered (16 yd ret.), Rutgers, 2005
Had a kickoff return TD:	Myles Willis (89 yds) Boston College, 2016
Returned the opening kickoff for a TD:	Myles Willis (97 yds), Boston College, 2014
Had a 50 to 59-yard kickoff return:	53, Michael Walker, Boston College, 2018
Had a 60 to 69-yard kickoff return:	64, Shane Tucker, Middle Tennessee, 2017
Had a 70 to 79-yard kickoff return:	73, Ralph Abernathy, Cincinnati, 2011
Had an 80 to 89-yard kickoff return:	89 (TD), Myles Willis, Boston College, 2016
Had an 90 to 100-yard kickoff return:	93 (TD), C.J. Sanders, Notre Dame, 2016