






















2019-20 Schedule (5-5, 1-1)		
November		
	6 #11/9 VIRGINIA	L, 34-48
	13 COLGATE	W, 70-54
NIT Season Tipoff, Syracuse, N.Y.		
	16 SEATTLE	W, 89-67
	20 CORNELL	W, 72-53
NIT Season Tipoff, Syracuse, N.Y.		
	23 BUCKNELL	W, 97-46
NIT Season Tipoff, Brooklyn, N.Y.		
	27 vs. Oklahoma State	L, 72-86
	29 vs. Penn State	L, 64-85
December		
Big Ten/ACC Challenge		
	3 IOWA	L, 54-68
	7 at Georgia Tech	W, 97-63
	14 at rv/-- Georgetown	L, 79-89
	18 OAKLAND	8:00 p.m.
	21 NORTH FLORIDA	6:00 p.m.
	28 NIAGARA	7:00 p.m.
January		
	4 NOTRE DAME	4:00 p.m.
	7 VIRGINIA TECH	9:00 p.m.
	11 at Virginia	4:00 p.m.
	15 BOSTON COLLEGE	6:30 p.m.
	18 at Virginia Tech	12:00 p.m.
	22 at Notre Dame	7:00 p.m.
	25 PITTSBURGH	12:00 p.m.
	28 at Clemson	7:00 p.m.
February		
	1 DUKE	4/6/8 p.m.
	8 WAKE FOREST	8:00 p.m.
	11 NC STATE	7:00 p.m.
	15 at Florida State	12:00 p.m.
	19 at Louisville	7:00 p.m.
	22 GEORGIA TECH	4:00 p.m.
	26 at Pittsburgh	7:00 p.m.
	29 NORTH CAROLINA	4/6/8 p.m.
March		
	3 at Boston College	7:00 p.m.
	7 at Miami	2/4:00 p.m.
	10- ACC Tournament	TBD
	14 at Greensboro, N.C.	





Jay Alter
Corey Alexander

Matt Park
Jim Satalin

Tim Leonard
Gill Gross

Syracuse Versus Oakland Features Veteran Court Bosses

The Syracuse-Oakland pairing on Dec. 18 will feature two of the more experienced head coaches in the Division I ranks.

The Orange have Jim Boeheim, in his 44th season at the Syracuse helm, while the Golden Grizzlies get their directions from Greg Kampe, who is in charge of Oakland for the 36th year. They rank first and third, respectively in years served at their current schools.



Syracuse has won all three previous meetings with Oakland. All of the series contests have come at the Carrier Dome.

Syracuse Notes

- ✓ **Elijah Hughes** (3.5) and **Buddy Boeheim** (3.4) are fourth among Division I performers in 3-point average..
- ✓ **Hughes** leads the Orange in scoring (19.7), assist (4.5), blocked shot (1.2) and minutes-played (36.7) averages.
- ✓ **Joseph Girard III** ranks fourth nationally in free-throw percentage (.962).

Oakland Notes








- ✓ The Golden Grizzlies are coming off back-to-back losses at Bowling Green (68-65) and versus Michigan State (72-49).
- ✓ Oakland features forwards **Xavier Hill-Mais** (15.4 ppg., 7.8 rpg.) and **Daniel Oladapo** (11.0 ppg., 6.7 rpg.).
- ✓ Guard **Kevin Kangu** is contributing averages of 7.7 points and 4.1 assists a game.

	VS.	
2019-20	Season	2019-20
5-5	W-L	5-6
5-5	Last 10	4-6
1-4	Last 5	1-4
72.8	PPG	62.9
65.9	OPP PPG	64.3
+6.9	Margin	-1.4
.442	FG %	.414
.384	FG % DEF	.403
.355	3PT %	.286
.296	3PT % DEF	.313
.688	FT %	.668
34.9	RPG	38.4
36.8	OPP RPG	34.4
-1.9	Margin	+4.0
17.0	Assists PG	12.0
13.3	Turnovers PG	13.9
1.3	A/T/O Ratio	0.9
4.1	Blocks PG	2.1
7.7	Steals PG	6.0

SYRACUSE STORYLINES

1. Syracuse and Oakland meet for the fourth time in a series that has been played out exclusively in the Carrier Dome.
2. The Orange and the Golden Grizzlies are both in the midst of 1-4 stretches.
3. Syracuse is averaging 9.3 3-pointers per game, a mark that would set a season program record.

SYRACUSE VETERANS

2019-20						2019-20					
No.	Player	Pos.	Class	PPG	RPG	No.	Player	Pos.	Class	PPG	RPG
	35 Buddy Boeheim	G	So.	15.2	1.8		33 Elijah Hughes	F	RJr.	19.7	4.9
Career-high 26 points at Georgia Tech						Double-digit scoring in each of the first 10 games					
Made seven 3-pointers at Georgetown						Career-high 33 points at Georgia Tech					
	20 Robert Braswell	F	So.	0.6	1.2		35 Bourama Sidibe	F	Fr.	5.9	6.6
17 points in exhibition victory against Daemen						12 points and 14 rebounds versus Colgate					
Averaged 9.5 points, 2.5 boards in two exhibitions						Squad-best .658 field-goal percentage					
	5 Jalen Carey	G	So.	1.5	3.0		10 Howard Washington	G	Jr.	2.5	1.3
Started first two games of 2019-20						On 11/13 made first game appearance since 11/21/2018					
Successful surgery on his right hand 11/22						Career-high eight assists at Georgia Tech					
	21 Marek Dolezaj	F	Jr.	9.5	6.1	Pronunciation Guide					
Nine boards in each of last two games						Marek Dolezaj ma-WRECK DOUGH-le-ji					
Season-high 19 points versus Seattle						Bourama Sidibe boe-RAH-ma C-D-Bay					

2019-20 Syracuse Basketball Roster

Alphabetical

No.	Name	Pos.	Ht.	Wt.	Yr.	Hometown (H.S./Prep/College)
2	Ajak, John Bol	C	6-10	215	Fr.	Natinga, South Sudan (Westtown School, Pa.)
24	Belbey, Shaun	G	5-10	165	Gr.	Brick, N.J. (Christian Brothers Academy)
35	Boeheim, Buddy	G	6-6	195	So.	Fayetteville, N.Y. (Jamesville-DeWitt/Brewster Academy, N.H.)
20	Braswell, Robert	F	6-7	200	So.	Jacksonville, Fla. (Blythewood, S.C.)
5	Carey, Jalen	G	6-3	186	So.	Harlem, N.Y. (Immaculate Conception, N.J.)
21	Dolezaj, Marek	F	6-10	185	Jr.	Bratislava, Slovakia (Karlova)
14	Edwards, Jesse	C	6-11	215	Fr.	Amsterdam, Netherlands (IMG Academy, Fla.)
32	Giancola, Nick	F	6-5	183	Jr.	Lexington, Ken. (Lexington Catholic)
11	Girard III, Joseph	G	6-1	181	Fr.	Glens Falls, N.Y. (Glens Falls)
0	Goodine, Brycen	G	6-3	183	Fr.	New Bedford, Mass. (St. Andrew's School, R.I.)
1	Guerrier, Quincy	F	6-7	220	Fr.	Montreal, Quebec (Thetford Academy, Quebec)
33	Hughes, Elijah	F	6-6	215	RJr.	Beacon, N.Y. (Beacon/Kennedy/South Kent Prep, Conn./East Carolina)
13	LaValle, Chris	G	5-11	175	Jr.	Syracuse, N.Y. (West Genesee)
12	Paul, Brendan	G	6-2	175	So.	Shaker Heights, Ohio (Hawken/Brewster Academy, N.H.)
34	Sidibe, Bourama	F	6-10	210	Jr.	Bamako, Mali (St. Benedict's Prep, N.J.)
10	Washington, Howard	G	6-3	175	Jr.	Buffalo, N.Y. (Canisius/Montverde Academy, Fla./Athlete Institute Prep)

Year indicates athletic eligibility standing

Head Coach: Jim Boeheim

Associate Head Coach: Adrian Autry

Assistant Coaches: Allen Griffin, Gerry McNamara



Elijah Hughes

December's Best
Elijah Hughes

3 games
21.3 ppg.
6.0 rpg.
5.0 apg.
1.0 bpg.
1.0 spg.
38.0 mpg.

December Orange Notes

- ✓ **Dec. 14:** Former BIG EAST Conference rivals Syracuse and Georgetown squared off for the 95th time in series history and the Hoyas emerged, 89-79.
- ✓ **Buddy Boeheim** scored all 25 of his points in the second half and had a career-best seven 3-pointers. **Elijah Hughes** had 18 of his 21 points in the first half and contributed a personal-best nine assists.
- ✓ **Dec. 7:** **Elijah Hughes** (33 points) and **Buddy Boeheim** (28 points) posted career-high point totals and the Orange won at Georgia Tech, 97-63.
- ✓ Syracuse posted its best-ever point total in a regular season ACC game, thanks in part to 14 3-pointers.
- ✓ **Dec. 3:** Iowa broke open a one-point game with a 21-4 run in the second half and went on to defeat Syracuse, 68-54. The contest was part of the Big Ten/ACC Challenge.
- ✓ **Marek Dolezaj** led the Orange with 12 points while **Elijah Hughes** contributed 10 points and seven rebounds.

SYRACUSE FRESHMEN

No.	Player	Pos.	Class	2019-20 PPG	2019-20 RPG
2	John Bol Ajak	C	Fr.	--	--
<i>Pennsylvania Sports Writers Class 2A Second Team</i> <i>Ajak is redshirting in 2019-20</i>					
14	Jesse Edwards	C	Fr.	2.9	1.6
<i>Moved to the U.S. in December 2018</i> <i>10 points, 5 rebounds, 2 blocks against Bucknell</i>					
11	Joseph Girard III	G	Fr.	10.3	2.5
<i>All-time leading scorer in NYS high school history</i> <i>First start vs. Seattle -- 24 points, 5 rebounds</i>					
No.	Player	Pos.	Class	2019-20 PPG	2019-20 RPG
0	Brycen Goodine	G	Fr.	1.9	0.9
<i>2019 NEPSAC Class AA Player of the Year</i> <i>6 points, 3 steals against Bucknell</i>					
1	Quincy Guerrier	F	Fr.	5.8	4.2
<i>13 points, 10 rebounds against Penn State</i> <i>14 points, 7 rebounds versus Seattle</i>					

Pronunciation Guide

John Bol Ajak	ahhhh-JOCK
Brycen Goodine	guh-DINE
Quincy Guerrier	GURR-e-A

ORANGE IN THE NBA

Player	at SU	Team	Notes	includes games of 12/17
Carmelo Anthony	2002-03	Portland	13 games, 16.8 ppg., 6.1 rpg.; 12/2 Player of the Week	
Oshae Brissett	2017-19	Toronto	5 games, 0.6 ppg., 0.2 rpg.	
Michael Carter-Williams	2011-13	Orlando	16 games, 5.2 ppg., 3.2 rpg., 2.1 apg.	
Jerami Grant	2012-14	Denver	25 games, 9.8 ppg., 3.4 rpg.	
Dion Waiters	2010-12	Miami		

ORANGE IN THE NBA G LEAGUE

Player	at SU	Team	Notes	includes games of 12/17
Tyus Battle	2016-19	Iowa	14 games, 6.3 ppg., 4.0 rpg.	
Oshae Brissett	2017-19	Raptors 905	10 games, 13.8 ppg., 7.0 rpg.	
Tyler Ennis	2013-14	Raptors 905	13 games, 17.8 ppg., 7.8 apg., 5.7 rpg.	
Tyler Roberson	2013-17	Agua Caliente	4 games, 5.8 ppg., 4.3 rpg.	
Andrew White	2016-17	Westchester	13 games, 16.1 ppg., 4.6 rpg.	



Monday, December 2

Miami 81, Illinois 79
Minnesota 78, Clemson 60

Tuesday, December 3

Iowa 68, Syracuse 54
Northwestern 82, Boston College 64
Louisville 58, Michigan 43
Indiana 80, Florida State 64
Pittsburgh 71, Rutgers 60
Duke 87, Michigan State 75

Wednesday, December 4

Maryland 72, Notre Dame 51
Purdue 69, Virginia 40
Georgia Tech 73, Nebraska 56
NC State 69, Wisconsin 54
Penn State 76, Wake Forest 54
Ohio State 74, North Carolina 49

2019-20 SU Free Throw Shooting In Last 5 Minutes, OT

includes Georgetown game

No.	Player	5:00-2:00	1:59-1:00	:59-0:00	Total	Pct.	OT	2019-20	Pct.
33	Hughes	3-6	1-1	1-2	5-9	.556		40-52	.769
21	Dolezaj	4-10			4-10	.375		28-48	.583
1	Guerrier	1-3		1-1	2-4	.500		18-30	.600
11	Girard III	2-2			2-2	1.000		25-26	.962
34	Sidibe							9-18	.500
35	Boeheim							12-15	.800
0	Goodine	5-8			5-8	.625		5-8	.625
5	Carey							1-4	.250
14	Edwards							2-4	.500
10	Washington	2-2			2-2	1.000		3-3	1.000
Totals		17-31	1-1	2-3	20-35	.571		143-208	.688



November's Best Elijah Hughes

7 games
19.0 ppg.
4.4 rpg.
4.3 apg.
1.3 bpg.
1.0 spg.
36.1 mpg.

Elijah Hughes

- ✓ **Nov. 29:** Penn State, aided by a 57-28 rebound advantage, defeated Syracuse, 85-64, in the NIT Season Tip-off in Brooklyn.
- ✓ **Elijah Hughes** had 19 points, **Buddy Boeheim** 14 and **Quincy Guerrier** posted his first career double-double with 13 points and 10 rebounds for the Orange.
- ✓ **Nov. 27:** **Elijah Hughes** had a career-best 28 points but it was not enough in an 86-72 loss to Oklahoma State in Brooklyn.
- ✓ **Joseph Girard III** had 12 points and a squad-best nine assists versus the Cowboys.
- ✓ **Nov. 23:** **Buddy Boeheim** had a career-high 22 points and the Orange defeated Bucknell, 97-46.
- ✓ The Orange led by as many as 53 against Bucknell, keyed by a 37-of-66 (.561) shooting performance. **Elijah Hughes** added 21 points.
- ✓ **Nov. 20:** **Elijah Hughes** had 22 points and **Buddy Boeheim** added 16 to help Syracuse past Cornell, 72-53.
- ✓ Syracuse beat the Big Red for the 40th straight time in what was the 125th meeting between the programs.
- ✓ **Nov. 16:** **Joseph Girard III** scored a game-high 24 points and the Orange defeated Seattle, 89-67.
- ✓ Syracuse also earned double-digit scoring from **Marek Dolezaj** (19 points), **Elijah Hughes** (15 points), **Quincy Guerrier** (14 points) and **Buddy Boeheim** (10 points).

- ✓ **Nov. 13:** The Orange overcame a 9-1 deficit, and emerged from their 172nd meeting with Colgate, 70-54. It marked Syracuse's 54th straight win against the Raiders.
- ✓ **Buddy Boeheim** tossed in 17 points and six rebounds and **Bourama Sidibe** posted 12 points and 14 rebounds.
- ✓ **Elijah Hughes** tallied a career-high eight assists to go with 14 points.
- ✓ **Nov. 6:** Defending NCAA champion Virginia limited Syracuse to its lowest point total since 1945 in a 48-34, Cavalier victory.
- ✓ **Elijah Hughes** had 14 points and **Marek Dolezaj** had nine rebounds for the Orange.



Elijah Hughes

October's Best Elijah Hughes

2 exhibition games
19.5 ppg.
6.0 rpg.
4.5 apg.
0.5 bpg.
1.5 spg.
25.5 mpg.

October Orange Notes

- ✓ **Oct. 29:** **Elijah Hughes** tallied 15 points and 10 rebounds, and **Joseph Girard III** contributed 14 points off the bench in a 77-58, exhibition-game triumph against Carleton (Canada).
- ✓ The Orange defense limited the Ravens to 21-of-54 (.389) from the field, including 4-of-23 (.174) from the 3-point line.
- ✓ **Oct. 26:** The Orange posted a 90-71 victory against Division II Daemen in an exhibition contest at the Dome. Syracuse outrebounded the Wildcats, 42-24.
- ✓ **Elijah Hughes** hit 8-of-11 from the field, including 5-of-7 3-point attempts, and finished with 24 points. **Robert Braswell** had 17 points in 22 minutes.

2019-20 BY CLASS

includes Georgetown game

Includes Georgetown game

Scoring		
Class	PPG	Pct.
Graduate	0.0	.000
Junior	36.6	.503
Sophomore	15.8	.217
Freshman	20.4	.280
Rebounding		
Class	RPG	Pct.
Graduate	0.0	.000
Junior	18.4	.595
Sophomore	3.0	.097
Freshman	9.5	.307
Assists		
Class	APG	Pct.
Graduate	0.0	.000
Junior	8.7	.512
Sophomore	2.8	.165
Freshman	5.5	.324
Blocks		
Class	BPG	Pct.
Graduate	0.0	.000
Junior	2.7	.659
Sophomore	0.2	.049
Freshman	1.2	.293
Steals		
Class	SPG	Pct.
Graduate	0.0	.000
Junior	3.7	.481
Sophomore	1.2	.156
Freshman	2.8	.364
Field Goal Percentage		
Class		Pct.
Graduate.....		.000
Junior.....		.510
Sophomore.....		.367
Freshman.....		.411
3PT Field Goal Percentage		
Class		Pct.
Graduate.....		.000
Junior.....		.409
Sophomore.....		.385
Freshman.....		.250
Free Throw Percentage		
Class		Pct.
Graduate.....		.000
Junior.....		.661
Sophomore.....		.684
Freshman.....		.735

The Adrian Autry Show



Tuesday Nights
7:00 - 8:00 p.m.

Live from Shaughnessy's Irish Pub

ESPN
97.7/100.1 FM

SYRACUSE

SYRACUSE-OAKLAND SERIES




ALL-TIME SERIES

Overall	Syracuse leads, 3-0
Home Total (Dome)	Syracuse leads, 3-0
Current SYR Streak	Won 3
Longest SYR Winning Streak	3 (2008-17)
Longest SYR Losing Streak	--
Largest SYR Margin of Victory	32 (92-60, 12/22/2009)
Largest SYR Margin of Defeat	--

ALL-TIME RESULTS

Date	Site	W-L SU-OPP
11/21/2008	Carrier Dome, Syracuse, N.Y.	W 86-66
12/22/2009	Carrier Dome, Syracuse, N.Y.	W 92-60
11/20/2017	Carrier Dome, Syracuse, N.Y.	W 74-50

The AmeriCU Jim Boeheim Show



Thursdays
7:00 - 8:00 p.m.
Live from Carrabbas in Fayetteville

TK99
CLASSIC ROCK 99.5/105.5

THE LAST TIME...

GAME 4

Syracuse
Oakland

74

50



Nov. 20, 2017 | Carrier Dome | Syracuse, N.Y.

SYRACUSE, NY -- Tyus Battle posted 25 points and Frank Howard added 18 points with six assists to pace Syracuse in a 74-50 victory over Oakland in the Hoophall Miami Invitational.

"I don't think I am that much different, I just think that I'm more confident and confidence is key in anything in life. I'm more confident now and I am trying to be aggressive."
- Tyus Battle

Pascal Chukwu finished with career-highs of 12 points, 11 rebounds and eight blocks.

Oakland jumped out to an early 9-6 lead, but a 12-0 run pushed Syracuse in front. Oshae Brissett hit a jumper, followed by back-to-back layups from Chukwu and Brissett. Battle drained two free throws, then knocked down a jumper, and a Chukwu layup capped off the run.

After the Golden Grizzlies narrowed the gap to six, Battle hit three jumpers and a 3-point field goal to extend the Orange lead to 29-20. A Brissett jumper, Howard layup and Brissett dunk pushed the Syracuse lead to 15 with 4:25 remaining in the first half. Battle finished the opening 20 minutes with 16 points, and the Orange led 39-25.

A Kendrick Nunn 3-pointer trimmed Oakland's deficit to 10 with 9:22 to play. Syracuse utilized a 19-4 run to open up a 25-point advantage. Howard and Battle combined for 16 points during the stretch.

Chukwu became the first Syracuse player to post at least eight blocks in a single game since Fab Melo rejected 10 against Seton Hall on Dec. 28, 2011.

The Syracuse defense was dominant, recording 15 blocks and 12 steals, and holding Oakland to 18-of-59 (30.5 percent) shooting from the floor.

Visitor: Oakland (2-2)												
PLAYER	FG-FGA	3G-3GA	FT-FTA	R	PF	TP	A	TO	B	S	MP	
Beck	3-11	0-0	2-2	5	2	8	0	3	0	0	22	
Walker	4-12	1-6	5-6	3	0	14	1	3	1	0	38	
Nunn	4-17	3-10	1-2	3	2	12	3	4	0	2	40	
Brock	1-4	0-0	0-0	5	3	2	0	0	2	0	27	
Neely	1-3	0-0	0-0	1	1	2	3	4	0	2	16	
Daniels	2-6	2-5	0-0	1	1	6	1	0	0	0	10	
Scott	0-1	0-0	0-1	1	3	0	3	1	0	1	13	
Palombizio	2-3	0-0	0-0	5	0	4	0	0	0	0	12	
Cumberland	0-1	0-0	0-0	0	3	0	1	2	0	0	9	
Cotter	0-0	0-0	0-0	1	1	0	0	0	0	0	3	
Palmer	1-1	0-0	0-0	3	2	2	0	0	0	0	10	
TEAM				5				2				
TOTALS	18-59	6-22	8-11	33	18	50	12	19	3	5	200	
Total FG%	1st Half: 10-28	35.7%	2nd Half: 8-31			25.8%					Game: 30.5%	
3-Pt. FG%	1st Half: 2-11	18.2%	2nd Half: 4-11			36.4%					Game: 27.3%	
FThrow%	1st Half: 3-5	60.0%	2nd Half: 5-6			83.3%					Game: 72.7%	
Deadball Rebounds:	1											

Home: Syracuse (4-0)												
PLAYER	FG-FGA	3G-3GA	FT-FTA	R	PF	TP	A	TO	B	S	MP	
Moyer	1-4	0-0	0-0	3	1	2	0	1	1	0	12	
Brissett	5-11	0-0	1-5	9	2	11	1	1	0	3	36	
Chukwu	6-6	0-0	0-2	11	2	12	0	3	8	2	31	
Howard	7-15	1-3	3-5	2	2	18	6	2	0	2	30	
Battle	9-17	2-3	5-6	0	2	25	0	3	2	1	38	
Herlihy	0-1	0-0	0-0	0	1	0	0	0	0	0	2	
Washington	0-1	0-0	0-0	3	0	0	0	2	0	0	4	
Bayer	0-0	0-0	0-0	1	0	0	0	0	0	0	2	
Dolezaj	0-1	0-0	0-0	8	5	0	2	2	3	2	25	
Thorpe	2-6	0-1	0-0	1	1	4	2	1	0	2	13	
Sidibe	1-2	0-0	0-0	4	1	2	0	1	1	0	7	
TEAM				6				1				
TOTALS	31-64	3-8	9-18	48	17	74	13	15	15	12	200	
Total FG%	1st Half: 17-32	53.1%	2nd Half: 14-32			43.8%					Game: 48.4%	
3-Pt. FG%	1st Half: 1-4	25.0%	2nd Half: 2-4			50.0%					Game: 37.6%	
FThrow%	1st Half: 4-10	40.0%	2nd Half: 5-8			62.5%					Game: 50.0%	
Deadball Rebounds:	4											

Officials: Les Jones, Roger Ayers, James Breeding
Technical fouls: Syracuse-none, Oakland-none.
Attendance: 15,534

Score by Periods	1st	2nd	Total
Oakland	25	25	50
Syracuse	39	35	74



Wallace Jersey To Be Retired At SU

The jersey of former basketball standout John Wallace (#44) will join the most significant numbers in Syracuse hoop history when it is officially retired in a ceremony scheduled for Saturday, February 29, 2020, in the Dome. The Orange host ACC rival North Carolina that day.

"John Wallace is one of the great all around players in Syracuse history," said Syracuse Director of Athletics John Wildhack. "He is our third all-time scorer and rebounder and ranks ninth all-time in blocked shots. All Syracuse fans will remember John hitting the 3-pointer to beat Georgia in the Sweet 16 and leading the Orange to the Championship game in 1996. John deserves to be recognized among the greatest players in our storied history."

Wallace will join a group of 14 Syracuse players who have had their jerseys retired: Carmelo Anthony, Dave Bing, Roosevelt Bouie, Derrick Coleman, Sherman Douglas, Dennis DuVal, Billy Gabor, Vic Hanson, Lawrence Moten, Louis Orr, Billy Owens, Rony Seikaly, Wilmeth Sidat-Singh and Dwayne "Pearl" Washington.

"John was one of the most important recruits we signed during my time as head coach," said Coach Jim Boeheim. "He was a high-profile player from the Rochester area who had a great impact on our program. He is very deserving of this honor. John's jersey definitely fits with the others we have retired."



Includes games of Dec. 16

Team	Stat	NCAA	ACC
W-L %	.500	189th	13th
Scoring	72.8	167th	9th
Scoring Defense	65.9	119th	9th
Scoring Margin	+6.9	130th	8th
Rebounds	34.9	240th	11th
Off. Rebounds	9.4	235th	9th
Def. Rebounds	25.5	212th	10th
Rebound Margin	-1.9	270th	12th
Assists	17.0	19th	2nd
Assist:TO Ratio	1.28	32nd	3rd
Turnovers	13.3	137th	9th
Turnovers Forced	15.2	111th	6th
Turnover Margin	1.9	102nd	9th
Steals	7.7	97th	6th
Blocks	4.1	85th	7th
FG %	.442	163rd	7th
FG % Defense	.384	46th	6th
3FG	9.3	43rd	3rd
3FG %	.355	102nd	6th
3FG % Defense	.296	72nd	4th
FT %	.688	207th	10th
Individual			
Points Per Game	Stat	NCAA	ACC
Elijah Hughes	19.7	43rd	2nd
Free-Throw Percentage			
Joseph Girard III	.962	4th	1st
3-pt Field Goal Attempts			
Buddy Boeheim	87	24th	1st
Elijah Hughes	82	35th	2nd
3-pt Field Goal Made			
Elijah Hughes	35	15th	1st
Buddy Boeheim	34	20th	2nd
3-pt Field Goal Average			
Elijah Hughes	3.50	9th	1st
Buddy Boeheim	3.40	17th	2nd
3-pt Field Goal Percentage			
Elijah Hughes	.427	50th	4th
Assists Per Game			
Joseph Girard III	4.7	80th	8th
Assist Turnover Ratio			
Elijah Hughes	2.05	105th	7th
Minutes Played Average			
Elijah Hughes	36:40	20th	2nd

The Gerry McNamara Show



Monday Nights
7:00 - 8:00 p.m.

Live from Wildcat Sports Pub



SPECIALTY STATISTICS

	PP	PTO	SCP	FBP	BP
Opponent	SU-OPP	SU-OPP	SU-OPP	SU-OPP	SU-OPP
VIRGINIA	16-26	10-4	9-6	5-2	16-5
COLGATE	34-8	27-19	7-15	16-0	19-16
SEATTLE	34-26	12-14	3-9	14-6	14-14
CORNELL	24-14	13-7	9-4	12-6	13-17
BUCKNELL	40-20	37-16	15-7	28-12	27-12
vs Oklahoma State	16-34	15-21	5-16	16-35	11-14
vs Penn State	20-28	16-11	7-17	12-19	13-24
IOWA	26-24	10-14	8-15	12-5	11-8
at Georgia Tech	24-26	20-21	13-12	21-10	12-12
at Georgetown	26-22	13-10	5-16	0-11	2-9
OAKLAND					
NORTH FLORIDA					
NIAGARA					
NOTRE DAME					
VIRGINIA TECH					
at Virginia					
BOSTON COLLEGE					
at Virginia Tech					
at Notre Dame					
PITTSBURGH					
at Clemson					
DUKE					
WAKE FOREST					
NC STATE					
at Florida State					
at Louisville					
GEORGIA TECH					
at Pittsburgh					
NORTH CAROLINA					
at Boston College					
at Miami					
	260-228	173-137	81-117	136-106	138-131
2019-20 Avg.	26.0-22.8	17.3-13.7	8.1-11.7	13.6-10.6	13.8-13.1
2018-19 Avg.	27.6-21.2	19.2-19.9	10.0-8.8	7.8-5.1	11.2-15.5
2017-18 Avg.	26.0-23.6	12.7-12.2	11.1-10.6	4.8-6.6	6.9-14.9
2016-17 Avg.	26.2-27.2	15.6-13.5	11.7-12.1	8.0-7.6	14.7-16.7
2015-16 Avg.	26.3-28.8	14.7-12.5	11.5-11.7	7.0-6.3	12.8-19.2
2014-15 Avg.	33.1-26.1	15.5-11.3	12.5-10.9	8.9-6.7	10.2-14.6
2013-14 Avg.	29.9-22.0	16.2-8.7	13.1-9.8	7.3-5.1	11.8-13.4
2012-13 Avg.	32.7-22.3	16.2-12.5	12.8-10.4	10.1-6.7	18.3-15.2
2011-12 Avg.	34.1-23.9	19.9-10.0	12.8-11.7	13.2-6.5	31.6-14.3
2010-11 Avg.	34.3-23.8	17.6-12.3	11.9-9.5	13.0-6.4	19.0-15.2
2009-10 Avg.	40.1-27.7	18.4-15.4	13.1-12.3	14.3-6.6	24.4-15.7
2008-09 Avg.	40.4-30.2	16.0-15.9	11.7-13.2	16.3-10.2	17.9-15.7
2007-08 Avg.	38.6-28.1	17.4-16.6	13.6-12.5	14.0-8.6	9.0-18.5
2006-07 Avg.	30.1-25.1	17.2-15.1	12.2-13.4	12.3-8.4	22.9-17.0
2005-06 Avg.	30.1-24.5	16.8-16.9	13.3-11.1	11.6-8.2	13.5-14.7
2004-05 Avg.	39.9-23.5	17.9-13.6	13.9-13.0	9.5-5.3	16.0-13.9
PP=points in the paint PTO=points off turnovers SCP=second chance points					
FBP=fast break points BP=bench points					

2019-20 OPPONENTS

Date	Opponent	includes games of Dec. 16		Series	Post	TV
		W-L	Rank			
11/6	VIRGINIA					ACCN
11/13	COLGATE	8-4		127-45		RSN
11/16	SEATTLE	6-5		1-0		ACCN
11/20	CORNELL	1-8		94-31		ACCN
11/23	BUCKNELL	4-7		10-1		ACCN
11/27	vs. Oklahoma State	8-2		2-4		ESPN 2
11/29	Penn State	9-2	rv/--	62-44		ESPN 2
12/3	IOWA	8-3		1-3		ESPN 2
12/7	at Georgia Tech					ACCN
12/14	at Georgetown	7-3	rv/--	51-44		
12/18	OAKLAND	5-6		3-0		ACCN
12/21	NORTH FLORIDA	7-5		1-0		ACCN
12/28	NIAGARA	2-6		52-28		ACCN
1/4	NOTRE DAME	8-3		29-21		ESPN
1/7	VIRGINIA TECH	8-3		9-4		ACCN
1/11	at Virginia	8-1	9/8	5-8		ESPN
1/15	BOSTON COLLEGE	7-5		49-26		ACCN
1/18	at Virginia Tech					RSN
1/22	at Notre Dame					ESPN 2
1/25	PITTSBURGH	8-3		71-45		ESPN
1/28	at Clemson	5-5		4-5		RSN
2/1	DUKE	9-1	7/5	6-9		ESPN
2/8	WAKE FOREST	6-5		8-1		ACCN
2/11	NC STATE	8-2		7-5		ESPN
2/15	at Florida State	8-2	21/21	7-4		ESPN
2/19	at Louisville	10-1	1/1	10-18		ESPN
2/22	GEORGIA TECH	4-4		6-6		RSN
2/26	at Pittsburgh					ESPN
2/29	NORTH CAROLINA	6-4	17/16	4-12		ESPN
3/3	at Boston College					ESPN
3/7	at Miami	6-3		19-8		ACCN
TOTAL		166-93, .641				

In-Season Media Services

Interview Opportunities

Postgame: The Syracuse lockerroom is open after Coach Boeheim's postgame press conference.

Coach Boeheim: Media should contact Pete Moore in Athletic Communications (315-443-2080) to check on Coach Boeheim's availability.

Student-Athletes and Assistant Coaches: Please respect the privacy of the student-athletes and their families by NOT contacting them directly. Interviews SHOULD NOT be conducted without making the arrangements through Pete Moore.

Attending Practice: Contact Pete Moore to obtain the practice schedule and site, to learn if the practice is open and to notify him if you plan to attend. REPORTING ON INJURIES OR THE SPECIFIC PRACTICE IS PROHIBITED.

Radio

Syracuse IMG Sports Network: Voice of the Orange Matt Park '97 and analyst Jim Satalin broadcast all of Syracuse's games on the Syracuse IMG Radio Network. The programming originates from WTKW-FM (99.5) and is carried by affiliates in New York, Pennsylvania and Vermont. WAER-FM (88.3) also carries SU men's basketball games home and away.

SU on Sirius: SIRIUS Satellite radio carries SU men's basketball games on a family of more than 120 stations. Visit www.sirius.com for a guide.

Internet

www.cuse.com: The site includes up-to-the minute SU athletics news, rosters, schedules, results and statistics for all 21 varsity sports. Broadcasts of Syracuse University men's basketball can be heard through the website as well.

Cuse.com

Coach Jim Boeheim's post-game press conference and game highlights are available on Cuse.com.

Atlantic Coast Conference (www.acc.com):

The ACC website contains current news, standings, notes, results and statistics.

Athletic Communications Men's Basketball Directory

Pete Moore, director 315-443-2608
cell phone 315-952-5011
e-mail address..... pmoore@syr.edu
Susie Mehringer, assistant 315-443-2608
Brett Hetnik, assistant..... 781-534-1819

The Allen Griffin Show



Tuesday Nights
6:00 - 7:00 p.m.
Live from Atillio's

ESPN
97.7/100.1 FM

CLASS OF 2020

Newton, Richmond Sign NLI With Syracuse

Woody Newton from Mt. Zion Prep and Brewster Academy (N.H.) product Kadary Richmond have signed National Letters of Intent (NLI) to enroll and play basketball for Syracuse next season, according to the University.

Newton, a 6-8, 190 forward, is a member of the Mt. Zion Prep team led by Coach Rodrick Harrison. The native of Baltimore is ranked 79th overall in the 2020 class by 247Sports.com. Newton's play helped the Warriors advance to the 2019 National Prep Championship during his junior season.

Richmond, a 6-5, 175 guard, is playing for Coach Jason Smith at Brewster Academy this season, the same school attended by current Syracuse performers Buddy Boeheim and Brendan Paul. Richmond had previously attended South Shore High School in his hometown, Brooklyn, N.Y. Richmond led the Vikings to a PSAL (Public Schools Athletic League) Championship in 2019 with the team finishing the year ranked first overall among the New York City metro area's PSAL, Catholic High School Athletic Association (CHSAA) and AIS schools by the New York State Sportswriters Association. He was the most valuable player of the City Championship Game and was the New York City Public School Player of the Year. Richmond is ranked 98th overall in the 2020 class by 247Sports.com.

The National Letter-of-Intent program was started in 1964. Administered by the Collegiate Commissioners Association (CCA), the program was designed with prospective student-athletes in mind. A signed letter-of-intent indicates a prospective student-athlete agrees to attend the designated college or university for one academic year. Institutions agree to provide athletics financial aid for one academic year to the student-athlete, provided the student-athlete is admitted to the institution and is eligible for financial aid under NCAA rules.


SU DUNK BOARD

Includes Georgetown game

Player	Games	Dunks	Career
Elijah Hughes	10	5	12
Bourama Sidibe	10	8	12
Marek Dolezaj	10	2	6
Quincy Guerrier	10	4	4
Jesse Edwards	9	4	4
Total	10	23	

LEAD/DEFICIT COMPARISON

Opponent	Lead	Deficit	Run	Changes	Ties	Result
VIRGINIA	2 (18:12-1st)	18 (6:00-2nd)	8-0 (1st)	1	1	L, 34-48
COLGATE	24 (7:33-2nd)	8 (14:10-1st)	11-0 (2nd)	3	4	W, 70-54
SEATTLE	23 (2:40-1st)	2 (19:03-1st)	10-0 (1st)	1	1	W, 89-67
CORNELL	19 (0:27-2nd)	3 (19:02-1st)	8-0 (2nd)	3	0	W, 72-53
BUCKNELL	53 (1:05-2nd)	0	10-0 (1st)	0	0	W, 97-46
vs. Okla. State	7 (9:06-1st)	21 (7:09-2nd)	10-0 (1st)	4	4	L, 72-86
vs. Penn State	0	21 (0:11-2nd)	8-0 (2nd)	0	1	L, 64-85
Iowa	4 (18:17-1st)	19 (4:14-2nd)	4-0 (1st-2nd)	9	6	L, 54-68
at Georgia Tech	37 (2:31-2nd)	2 (19:38-1st)	14-0 (2nd)	3	0	W, 97-63
at Georgetown	1 (19:27-1st)	16 (17:11-2nd)	6-0 (1st)	4	3	L, 79-89
OAKLAND						
NORTH FLORIDA						
NIAGARA						
NOTRE DAME						
VIRGINIA TECH						
at Virginia						
BOSTON COLLEGE						
at Virginia Tech						
at Notre Dame						
PITTSBURGH						
at Clemson						
DUKE						
WAKE FOREST						
NC STATE						
at Florida State						
at Louisville						
GEORGIA TECH						
at Pittsburgh						
NORTH CAROLINA						
at Boston College						
at Miami						



Jim Boeheim is in his 44th year as head coach at Syracuse, his alma mater.

JIM BOEHEIM RECORDS

1976-present (44th season)

At Syracuse: 951-390 (.709)*
*record reflects 101 wins vacated between 2004-07 and 2010-12 by the NCAA

As an SU Player: 52-24 (.684)

As an SU Assistant: 139-65 (.681)

NCAA Tournament: 56-33 (.629)#
#record reflects 4 NCAA Tournament wins vacated between 2004-07 and 2010-12 by the NCAA

NIT: 11-8 (.579)^
^record reflects 2 NIT wins vacated between 2004-07 and 2010-12 by the NCAA

ACC Tournament: 2-5 (.286)

BIG EAST Tournament: 50-29 (.633)

In Overtime: 45-29 (.608)

Division I Coaches Wins At Alma Mater


Coach	Schools	Wins
1. JIM BOEHEIM	Syracuse	*951
2. Norm Stewart	Missouri	634
3. Slat Gill	Oregon State	599
4. Guy Lewis	Houston	592
5. Phog Allen	Kansas	588

*record reflects 101 wins vacated between 2004-07 and 2010-12 by the NCAA

Division I Coaches by Wins

Coach	Schools	Wins
1. M. KRZYZEWSKI	Army, Duke	1,141
2. JIM BOEHEIM	Syracuse	*951
3. Bob Knight	Army, Indiana, Texas Tech	902
4. Dean Smith	North Carolina	879
5. ROY WILLIAMS	Kansas, North Carolina	877

*record reflects 101 wins vacated between 2004-07 and 2010-12 by the NCAA



Boeheim Second All-Time In Wins

Jim Boeheim is in the midst of his 44th season as head coach at his alma mater, Syracuse. He earned the *951st win of his coaching tenure when the Orange defeated Georgia Tech on Dec. 7.

Mike Krzyzewski (Army, Duke) is the only active Division I coach who is ahead of Boeheim on the wins and games-coached list.

Boeheim's 43 seasons completed put him first on the list of Division I coaches at their current schools. Krzyzewski is second with 38 campaigns at Duke. Boeheim leads all Division I coaches in wins at his alma mater.

951*

The Book On Boeheim

Boeheim owns a career record of *951-390 (.709).

Jim Phelan (Mt. St. Mary's, 1,355 games) is the only Division I coach who has logged more than Boeheim's 1,341 games (total reflects 101 games vacated between 2004-07 and 2010-12 by the NCAA) for coaches who have served at only one institution.

The 2019 NCAA berth gave SU 40 post-season appearances under Boeheim, including 34 NCAA Tournaments. He has guided his alma mater to the NCAA title game three times, winning it for the first time in 2003.

*record reflects 101 wins vacated between 2004-07 and 2010-12 by the NCAA



"Ball" In The Family

Basketball in the Boeheim family extends beyond Coach Boeheim. The eldest son, Jimmy, is a junior starter and leading scorer at Cornell. He graduated from Jamesville-DeWitt High School.

Buddy is a sophomore at Syracuse. He played at Jamesville-DeWitt through his junior year before spending his senior season at Brewster Academy (N.H.).

NABC Foundation Honors Boeheim

Coach Boeheim received the 2019 Court of Honor Award from the National Association of Basketball Coaches Foundation at the 10th Court of Honor Gala on Tuesday, June 18. The Court of Honor Award is presented to individuals who have roots in college basketball, values those roots, and have gone on to distinguish themselves in their profession, exhibiting the highest standards of leadership.

The Gala was held at Gotham Hall in New York City. Previous recipients have included Duke Coach Mike Krzyzewski and former Georgetown Coach John Thompson, Jr. .



Active Division I Coaches by Games

Coach	Schools	Games
1. Mike Krzyzewski	Army, Duke	1,486
2. JIM BOEHEIM	Syracuse	*1,341
3. Cliff Ellis	S. Alabama, Clemson, Auburn, Coastal Carolina	1,277
4. Bob Huggins	Walsh, Akron, Cincinnati, Kansas State, West Virginia	1,231
5. Roy Williams	Kansas, North Carolina	1,115

*total reflects 101 games vacated between 2004-07 and 2010-12 by the NCAA.

Division I Coaches 20-Win Seasons

Coach	Schools	No.
1. M. KRZYZEWSKI	Army, Duke	35
2. JIM BOEHEIM	Syracuse	*33
3. Dean Smith	North Carolina	30
4. ROY WILLIAMS	Kansas, North Carolina	29
Bob Knight	Army, Indiana, Texas Tech	29
Lute Olson	Iowa, Arizona	29

*total reflects five 20-win seasons vacated between 2004-07 and 2010-12 by the NCAA

Active Coaches in CAPS

Division I Seasons With Current School

Coach	School	Seasons
1. JIM BOEHEIM	Syracuse	43
2. M. Krzyzewski	Duke	38
3. Greg Kampe	Oakland	36
4. Bob McKillop	Davidson	30
5. Ron Cottrell	Houston Baptist	28

represents seasons completed

Division I NCAA Tournament Wins

Coach	Schools	Wins
1. M. KRZYZEWSKI	Duke	97
2. ROY WILLIAMS	N. Carolina, Kansas	79
3. Dean Smith	North Carolina	65
4. JIM BOEHEIM	Syracuse	*56
5. TOM IZZO	Michigan State	52
6. Jim Calhoun	Northeastern, Connecticut	49
7. BILL SELF	Tulsa, Illinois, Kansas	48
8. John Wooden	UCLA	47

*record reflects 4 tournament wins vacated between 2004-07 and 2010-12 by the NCAA

includes games of Dec. 16, 2019

2019-20 AP POLL

2019 Week 6		
No. Team	W-L	Points
1. Louisville (55)	9-0	1,591
2. Kansas (4)	7-1	1,486
3. Ohio State (5)	9-0	1,464
4. Maryland	10-0	1,428
5. Michigan	8-1	1,286
6. Gonzaga	10-1	1,235
7. Duke	9-1	1,232
8. Kentucky	7-1	1,170
9. Virginia	8-1	1,060
10. Oregon	7-2	905
11. Baylor	7-1	872
12. Auburn	8-0	836
13. Memphis	8-1	756
14. Dayton	7-1	672
15. Arizona	9-1	654
16. Michigan State	6-3	637
17. North Carolina	6-3	615
18. Butler	9-0	529
19. Tennessee	7-1	455
20. Villanova	7-2	285
21. Florida State	8-2	253
22. Seton Hall	6-3	250
23. Xavier	9-1	216
24. Colorado	7-1	210
25. San Diego State	10-0	197

Others receiving votes: Utah State 160, Washington 144, Purdue 130, Indiana 13, Marquette 11, Liberty 9, Saint Mary's 8, Texas 6, Penn State 5, Florida 5, Georgetown 4, West Virginia 3, Richmond 3, LSU 2, DePaul 1, Duquesne 1, VCU 1.

2019-20 USA TODAY POLL

2019 Week 6		
No. Team	W-L	Points
1. Louisville (28)	9-0	773
2. Ohio State (2)	9-0	717
3. Kansas	7-1	714
4. Maryland (1)	10-0	693
5. Duke	9-1	610
6. Gonzagas	10-1	589
7. Michigan	8-1	563
8. Virginia	8-1	533
9. Kentucky	7-1	523
10. Auburn	8-0	442
11. Baylor	7-1	438
12. Dayton	7-1	384
13. Oregon	7-2	374
14. Arizona	9-1	330
15. Michigan State	6-3	291
16. North Carolina	6-3	284
17. Memphis	8-1	263
Tennessee	7-1	263
19. Butler	9-0	250
20. Villanova	7-2	190
21. Florida State	8-2	189
22. Seton Hall	6-3	131
23. Colorado	7-1	100
24. San Diego State	10-0	82
25. Washington	7-2	72

Others receiving votes: Purdue 68, Xavier 66, Utah State 32, VCU 17, Texas 12, Oklahoma 11, Oklahoma State 10, Indiana 10, LSU 10, DePaul 9, Marquette 8, Wichita State 6, Saint Mary's 4, Stanford 4, Florida 4, Iowa State 2, Creighton 2, Arkansas 1, Texas Tech 1, Liberty 1

SYRACUSE POLL POINTS

The last time . . .

SU vs. ranked team	11/6/19	#11 Virginia 48, SU 34
SU beat a ranked team	2/20/19	SU 69, #18 Louisville 49
Both ranked	11/16/18	#13 Oregon 80, #15 SU 65
Both top 10	2/22/14	#5 Duke 66, #1 SU 60
Both top 5	2/22/14	#5 Duke 66, #1 SU 60
SU vs. ranked	3/4/19	#2 Virginia 79, SU 53
back-to-back	2/26/19	#5 North Carolina 93, SU 85
SU played #1	2/23/19	#1 Duke 75, SU 65
SU beat #1	1/14/19	SU 95, #1 Duke 91 OT
SU played #2	3/4/19	#2 Virginia 79, SU 53
SU beat #2	2/3/03	SU 67, #2 Pittsburgh 65
SU played #3	1/9/18	#3 Virginia 68, SU 60
SU beat #3	3/12/09	#18 SU 127, #3 UConn 117 6 OT
SU played #4	3/27/16	SU 68, #4 Virginia 62 (NCAA)
SU beat #4	3/27/16	SU 68, #4 Virginia 62 (NCAA)
SU played #5	3/14/19	#5 Duke 84, SU 72 (ACCT)
SU beat #5	3/18/18	SU 55, #5 Mich. State (NCAA) 53
SU played #6	1/28/17	SU 82, #6 Florida State 72
SU beat #6	1/28/17	SU 82, #6 Florida State 72
SU played #7	2/26/17	#7 Louisville 88, SU 68
SU beat #7	12/7/10	#8 SU 72, #7 Michigan State 58
SU played #8	2/13/17	#8 Louisville 76, SU 72 OT
SU beat #8	12/28/13	#2 SU 78, #8 Villanova 62
SU played #9	3/23/18	#9 Duke 69, SU 65 (NCAA)
SU beat #9	2/4/17	SU 66, #9 Virginia 62
SU played #10	1/26/19	#10 Virginia Tech 78, SU 56
SU beat #10	2/22/17	SU 78, #10 Duke 75
SU played #11	11/6/19	#11 Virginia 48, SU 34
SU beat #11	2/26/11	#17 SU 58, #11 Georgetown 51
SU played #12	3/7/18	#12 N. Carolina 78, SU 59 (ACCT)
SU beat #12	2/18/15	SU 69, #12 Louisville 59
SU played #13	11/16/18	#13 Oregon 80, #15 SU 65
SU beat #13	11/19/09	SU 95, #13 California 73
SU played #14	12/18/18	#14 Buffalo 71, SU 59
SU beat #14	3/22/12*	#2 SU 64, #14 Wisconsin 63 (NCAA)
SU played #15	1/21/17	#15 Notre Dame 85, SU 68
SU beat #15	3/30/13	#16 SU 55, #15 Marquette 39 (NCAA)
SU played #16	11/28/18	SU 72, #16 Ohio State 62
SU beat #16	11/28/18	SU 72, #16 Ohio State 62
SU played #17	11/29/16	#17 Wisconsin 77, #22 SU 60
SU beat #17	2/1/14	#2 SU 93, #17 Duke 89 OT
SU played #18	2/20/19	SU 69, #18 Louisville 49
SU beat #18	2/20/19	SU 69, #18 Louisville 49
SU played #19	3/3/12*	#2 SU 58, #19 Louisville 49
SU beat #19	3/3/12*	#2 SU 58, #19 Louisville 49
SU played #20	1/18/16	SU 64, #20 Duke 62
SU beat #20	1/18/16	SU 64, #20 Duke 62
SU played #21	1/21/13	#13 SU 57, #21 Cincinnati 55
SU beat #21	1/21/13	#13 SU 57, #21 Cincinnati 55
SU played #22	2/5/19	#22 Florida State 80, SU 62
SU beat #22	1/18/14	#2 SU 59, #22 Pittsburgh 54
SU played #23	1/13/18	#23 Florida State 101, SU 90 2OT
SU beat #23	12/20/08	SU 72, #23 Memphis 65
SU played #24	11/19/04	SU 71, #24 Memphis 62
SU beat #24	11/19/04	SU 71, #24 Memphis 62
SU played #25	1/28/16	SU 81, #25 Notre Dame 66
SU beat #25	1/28/16	SU 81, #25 Notre Dame 66
Ranked opponents in a season	15	2008-09

*wins vacated by NCAA sanctions

SU IN THE 2019-20 POLLS

Date	AP	USA Today
Preseason	rv	rv
11/11/2019	--	--
11/18/2019	--	rv
11/25/2019	--	--
12/2/2019	--	--
12/9/2019	--	--
12/16/2019	--	--

SU'S MOST FAMILIAR FOES

Opponents	Games
1. Colgate (Nov. 13)	172
2. Cornell (Nov. 20)	125
3. Pittsburgh (Jan. 26, Feb. 26)	116
4. Penn State (Nov. 29)	106
5. Georgetown (Dec. 14)	95
Connecticut (Nov. 15)	95
7. St. John's	91
8. Niagara (Dec. 28)	81
9. Boston College (Jan. 15, Mar. 3)	75
10. Villanova	72

bold indicates 2019-20 opponent



#35 BUDDY BOEHEIM

Guard • 6-6 • 195 • Sophomore • Fayetteville, N.Y.
Jamesville-DeWitt H.S. • Brewster Acad. (N.H.)

- Boeheim has started every game this season.
- He ranks second on the team in scoring and 3-point field goals made.
- Boeheim led all scorers with 17 points against Colgate.
- He scored a career-high 26 points at Georgia Tech.
- Boeheim set career highs in field goals made (9) and 3-point field goals made (7) on his way to 25 points at Georgetown.

SEASON HIGHS

Points: 26 at Georgia Tech, 2019-20
FG Made: 9 at Georgetown, 2019-20
FG Attempted: 18 vs. Cornell, at Georgetown, 2019-20
3-Point FGM: 7 at Georgetown, 2019-20
3-Point FGA: 13 vs. Cornell, at Georgia Tech, Georgetown, 2019-20
FT Made: 4 at Georgia Tech, 2019-20
FT Attempted: 4 vs. Oklahoma St., at Georgia Tech, 2019-20
Rebounds: 6 vs. Colgate, 2019-20
Off. Rebounds: 1 vs. Iowa, 2019-20
Def. Rebounds: 6 vs. Colgate, 2019-20
Assists: 4 vs. Seattle, Bucknell, 2019-20
Steals: 2 vs. Colgate, Bucknell, 2019-20
Blocks: 1 vs. Colgate, Virginia, 2019-20
Minutes: 39 vs. Penn St., 2019-20

CAREER HIGHS

Points: 26 at Georgia Tech, 2019-20
FG Made: 9 at Georgetown, 2019-20 **FG Attempted:** 18 vs. Cornell, 2019-20
FG Attempted: 18 vs. Cornell, at Georgetown, 2019-20
3-Point FGM: 7 at Georgetown, 2019-20
3-Point FGA: 13 vs. Cornell, at Georgia Tech, Georgetown, 2019-20
FT Made: 5 vs. Pittsburgh (ACCT), 2018-19
FT Attempted: 7 vs. Pittsburgh (ACCT), 2018-19
Rebounds: 6 vs. Colgate, 2019-20; vs. Pittsburgh (ACCT), 2018-19
Off. Rebounds: 4 vs. Duke, 2018-19
Def. Rebounds: 6 vs. Colgate, 2019-20
Assists: 4 vs. Seattle, Bucknell, 2019-20; vs. Pittsburgh (ACCT), 2018-19
Steals: 3 vs. Boston College, 2018-19
Blocks: 1 vs. Virginia, Colgate 2019-20; 1 at Boston College, Louisville, 2018-19
Minutes: 39 vs. Baylor (NCAAT), 2018-19; vs. Penn St., 2019-20

2019-20 GAME-BY-GAME

Opponent	MP	FG	3PT	FT	REB	F	A	T	B	S	TP
VIRGINIA *	32	3-12	1-8	0-0	2	1	1	1	1	1	7
COLGATE *	33	7-14	3-5	0-0	6	0	2	1	1	2	17
SEATTLE *	34	3-9	2-7	2-2	2	1	4	1	0	1	10
CORNELL *	37	6-18	4-13	0-0	2	1	3	0	0	1	16
BUCKNELL *	23	8-12	6-8	0-0	0	0	4	1	0	2	22
vs Oklahoma State *	29	2-11	1-7	3-4	1	1	3	2	0	0	8
vs Penn State *	39	5-16	3-8	1-3	1	1	1	3	0	0	14
IOWA *	29	2-10	1-5	2-2	1	2	3	2	0	0	7
at Georgia Tech *	33	8-15	6-13	4-4	1	3	3	3	0	1	26
at Georgetown *	36	9-18	7-13	0-0	2	5	3	1	0	0	25
OAKLAND											
NORTH FLORIDA											
NIAGARA											
NOTRE DAME											
VIRGINIA TECH											
at Virginia Tech											
at Notre Dame											
PITTSBURGH											
at Clemson											
DUKE											
WAKE FOREST											
NC STATE											
at Florida State											
at Louisville											
GEORGIA TECH											
at Pittsburgh											
NORTH CAROLINA											
at Boston College											
at Miami											

BOEHEIM'S CAREER STATISTICS

Year	TOTAL					3-PTS			REBOUNDS														
	G	GS	FG	FGA	Pct	3FG	3FGA	Pct	FT	FTA	Pct	O	D	Tot	Avg	Pf	FO	A	TO	Blk	Stl	Pts	Avg
2018-19	32	5	72	189	.381	47	133	.353	26	33	.788	18	34	52	1.6	38	0	33	25	3	18	217	6.8
2019-20	10	10	53	135	.393	34	87	.391	12	15	.800	1	17	18	1.8	15	1	27	15	2	8	152	15.2
Totals	42	15	125	324	.386	81	220	.368	38	48	.792	19	51	70	1.7	53	1	60	40	5	26	369	8.8



#20 ROBERT BRASWELL

Forward • 6-7 • 200 • Sophomore • Jacksonville, Fla.
Blythewood H.S. (S.C.)

- Braswell made his season debut in Syracuse's win against Colgate.
- He has grabbed two rebounds in each of his appearances this season.
- Braswell scored his first points of the year against Oklahoma St.

SEASON HIGHS

Points:
FG Made: 1 vs. Oklahoma St., 2019-20
FG Attempted: 2 vs. Colgate, Bucknell, 2019-20
3-Point FGM: 1 vs. Oklahoma St., 2019-20
3-Point FGA: 1 vs. Bucknell, Oklahoma St., at Georgia Tech, 2019-20
FT Made:
FT Attempted:
Rebounds: 2 vs. Colgate, Bucknell, 2019-20
Off. Rebounds: 1 vs. Colgate, 2019-20
Def. Rebounds: 2 vs. Bucknell, at Georgia Tech, 2019-20
Assists:
Steals: 2 vs. Bucknell, 2019-20
Blocks:
Minutes: 9 vs. Bucknell, 2019-20

CAREER HIGHS

Points: 6 vs. Arkansas State, 2018-19
FG Made: 2 vs. Arkansas State, St. Bonaventure, 2018-19
FG Attempted: 3 vs. St. Bonaventure, 2018-19
3-Point FGM: 1 vs. Northeastern, 2018-19; vs. Oklahoma St., 2019-20
3-Point FGA: 1 vs. Eastern Washington, Northeastern, 2018-19; vs. Bucknell, Oklahoma St., at Georgia Tech, 2019-20
FT Made: 2 vs. Northeastern, Arkansas State, at Virginia Tech, 2018-19
FT Attempted: 2 vs. Colgate, Northeastern, Arkansas State, at Virginia Tech, NC State, 2018-19
Rebounds: 4 vs. Eastern Washington, 2018-19
Off. Rebounds: 1 vs. Colgate, 2019-20; vs. Eastern Washington, St. Bonaventure, 2018-19
Def. Rebounds: 3 vs. Eastern Washington, 2018-19
Assists: 2 vs. Eastern Washington, 2018-19
Steals: 3 at NC State, 2018-19
Blocks: 1 vs. Arkansas State, 2018-19
Minutes: 11 vs. Eastern Washington, 2018-19

2019-20 GAME-BY-GAME

Opponent	MP	FG	3PT	FT	REB	F	A	T	B	S	TP
VIRGINIA	DNP										
COLGATE	8	0-2	0-0	0-0	2	1	0	1	0	0	0
SEATTLE	DNP										
CORNELL	DNP										
BUCKNELL	9	0-2	0-1	0-0	2	1	0	0	0	2	0
vs Oklahoma State	7	1-1	1-1	0-0	0	0	0	0	0	0	3
vs Penn State	1	0-0	0-0	0-0	0	1	0	0	0	0	0
IOWA	DNP										
at Georgia Tech	8	0-1	0-1	0-0	2	0	0	1	0	1	0
at Georgetown	DNP										
OAKLAND											
NORTH FLORIDA											
NIAGARA											
NOTRE DAME											
VIRGINIA TECH											
at Virginia Tech											
at Notre Dame											
PITTSBURGH											
at Clemson											
DUKE											
WAKE FOREST											
NC STATE											
at Florida State											
at Louisville											
GEORGIA TECH											
at Pittsburgh											
NORTH CAROLINA											
at Boston College											
at Miami											

BRASWELL'S CAREER STATISTICS

Year	G	GS	TOTAL			3-PTS			FT	FTA	Pct	REBOUNDS				PF	FO	A	TO	Blk	Stl	Pts	Avg
			FG	FGA	Pct	3FG	3FGA	Pct				O	D	Tot	Avg								
2018-19	12	0	8	12	.667	1	2	.500	9	12	.750	2	8	10	0.8	2	0	5	7	1	6	26	2.2
2019-20	5	0	1	6	.167	1	3	.333	0	0	.000	1	5	6	1.2	3	0	0	2	0	3	3	0.6
Totals	17	0	9	18	.500	2	5	.400	9	12	.750	3	13	16	0.9	5	0	5	9	1	9	27	1.6



#5 JALEN CAREY

Guard • 6-3 • 186 • Sophomore • Harlem, N.Y.
Immaculate Conception H.S. (N.J.)

- Carey was a member of the starting five in the first two games of the season.

SEASON HIGHS

Points: 2 vs. Virginia, 2019-20
FG Made: 1 vs. Virginia, 2019-20
FG Attempted: 6 vs. Virginia, 2019-20
3-Point FGM:
3-Point FGA:
FT Made: 1 vs. Colgate, 2019-20
FT Attempted: 2 vs. Colgate, Virginia, 2019-20
Rebounds: 5 vs. Virginia, 2019-20
Off. Rebounds: 2 vs. Virginia, 2019-20
Def. Rebounds: 3 vs. Virginia, 2019-20
Assists: 1 vs. Virginia, 2019-20
Steals: 1 vs. Virginia, 2019-20
Blocks:
Minutes: 18 vs. Virginia, 2019-20

CAREER HIGHS

Points: 26 vs. Connecticut, 2018-19
FG Made: 9 vs. Connecticut, 2018-19
FG Attempted: 14 vs. Connecticut, 2018-19
3-Point FGM: 1 vs. Eastern Washington, Connecticut, Oregon, Georgetown, 2018-19
3-Point FGA: 4 vs. Connecticut, 2018-19
FT Made: 7 vs. Connecticut, 2018-19
FT Attempted: 8 vs. Connecticut, 2018-19
Rebounds: 7 vs. Connecticut, 2018-19
Off. Rebounds: 2 vs. Virginia, 2019-20; vs. Eastern Washington, 2018-19
Def. Rebounds: 6 vs. Connecticut, 2018-19
Assists: 4 vs. Georgetown, 2018-19
Steals: 3 vs. Connecticut, Oregon, St. Bonaventure, 2018-19
Blocks: 1 vs. Morehead State, Northeastern, Georgetown, Miami, 2018-19
Minutes: 38 vs. Connecticut, 2018-19

2019-20 GAME-BY-GAME

Opponent	MP	FG	3PT	FT	REB	F	A	T	B	S	TP
VIRGINIA *	18	1-6	0-0	0-2	5	0	1	1	0	1	2
COLGATE *	6	0-2	0-0	1-2	1	1	0	2	0	0	1
SEATTLE	DNP										
CORNELL	DNP										
BUCKNELL	DNP										
vs Oklahoma State	DNP										
vs Penn State	DNP										
IOWA	DNP										
at Georgia Tech	DNP										
at Georgetown	DNP										
OAKLAND											
NORTH FLORIDA											
NIAGARA											
NOTRE DAME											
VIRGINIA TECH											
at Virginia Tech											
at Notre Dame											
PITTSBURGH											
at Clemson											
DUKE											
WAKE FOREST											
NC STATE											
at Florida State											
at Louisville											
GEORGIA TECH											
at Pittsburgh											
NORTH CAROLINA											
at Boston College											
at Miami											

CAREY'S CAREER STATISTICS

Year	TOTAL					3-PTS			REBOUNDS														
	G	GS	FG	FGA	Pct	3FG	3FGA	Pct	FT	FTA	Pct	O	D	Tot	Avg	PF	FO	A	TO	Blk	Stl	Pts	Avg
2018-19	25	2	29	74	.392	4	23	.174	25	40	.625	6	33	39	1.6	12	0	25	41	4	16	87	3.5
2019-20	2	2	1	8	.125	0	0	.000	1	4	.250	2	4	6	3.0	1	0	1	3	0	1	3	1.5
Totals	27	4	30	82	.366	4	23	.174	26	44	.591	8	37	45	1.7	13	0	26	44	4	17	90	3.3



#21 MAREK DOLEZAJ

Forward • 6-10 • 185 • Junior • Bratislava, Slovakia
Karlovska

- Dolezaj has started every game this season.
- He ranks second on the team in rebounding (6.1 rpg.).
- Dolezaj has scored in double figures in each of the last four games and is averaging 11.5 ppg. during the stretch.
- Dolezaj was 7-for-8 from the field on his way to a season-high 19 points against Seattle.
- He tied his career high with three blocks against Bucknell and at Georgia Tech.
- Dolezaj was 4-for-6 from the field and 3-for-4 from the free throw line for a team-high 12 points against Iowa.

SEASON HIGHS

Points: 19 vs. Seattle, 2019-20
FG Made: 7 vs. Seattle, 2019-20
FG Attempted: 9 at Georgetown, 2019-20
3-Point FGM: 1 vs. Iowa, 2019-20
3-Point FGA: 2 vs. Virginia, 2019-20
FT Made: 5 vs. Seattle, Oklahoma St., at Georgia Tech, 2019-20
FT Attempted: 10 vs. Seattle, Oklahoma St., 2019-20
Rebounds: 9 vs. Virginia, at Georgia Tech, Georgetown, 2019-20
Off. Rebounds: 4 vs. Colgate, at Georgia Tech, 2019-20
Def. Rebounds: 7 at Georgetown, 2019-20
Assists: 4 vs. Seattle, at Georgetown, 2019-20
Steals: 3 vs. Seattle, Oklahoma St., 2019-20
Blocks: 3 vs. Bucknell, at Georgia Tech, 2019-20
Minutes: 40 vs. Virginia, 2019-20

CAREER HIGHS

Points: 20 vs. Wake Forest (ACCT), 2017-18
FG Made: 8 vs. TCU (NCAAT), 2017-18
FG Attempted: 13 vs. TCU (NCAAT), 2017-18
3-Point FGM: 2 at Ohio State, Clemson, 2018-19
3-Point FGA: 4 vs. Clemson, 2018-19
FT Made: 8 vs. Wake Forest (ACCT), 2017-18
FT Attempted: 10 vs. Wake Forest (ACCT), 2017-18; vs. Seattle, Oklahoma St., 2019-20
Rebounds: 10 vs. St. Bonaventure, 2017-18
Off. Rebounds: 5 vs. Cornell, 2017-18
Def. Rebounds: 8 vs. Louisville, 2018-19
Assists: 7 vs. Texas Southern, 2017-18
Steals: 5 vs. Georgia Tech, 2018-19
Blocks: 3 vs. Oakland, St. Bonaventure, 2017-18; vs. Bucknell, at Georgia Tech, 2019-20
Minutes: 40 vs. Virginia, 2019-20

2019-20 GAME-BY-GAME

Opponent	MP	FG	3PT	FT	REB	F	A	T	B	S	TP
VIRGINIA *	40	2-8	0-2	0-0	9	3	2	2	0	0	4
COLGATE *	24	2-3	0-0	3-4	6	2	1	0	1	2	7
SEATTLE *	37	7-8	0-0	5-10	2	2	4	0	0	3	19
CORNELL *	34	3-4	0-0	0-2	8	5	2	1	0	0	6
BUCKNELL *	24	2-4	0-0	2-2	7	2	3	0	3	2	6
vs Oklahoma State *	34	1-3	0-1	5-10	2	4	1	3	0	3	7
vs Penn State *	31	3-4	0-0	4-8	5	5	2	1	0	1	10
IOWA *	29	4-6	1-1	3-4	4	3	2	3	0	1	12
at Georgia Tech *	30	3-6	0-0	5-6	9	3	3	1	3	3	11
at Georgetown *	35	6-9	0-0	1-2	9	5	4	2	0	0	13
OAKLAND											
NORTH FLORIDA											
NIAGARA											
NOTRE DAME											
VIRGINIA TECH											
at Virginia Tech											
at Notre Dame											
PITTSBURGH											
at Clemson											
DUKE											
WAKE FOREST											
NC STATE											
at Florida State											
at Louisville											
GEORGIA TECH											
at Pittsburgh											
NORTH CAROLINA											
at Boston College											
at Miami											

DOLEZAJ'S CAREER STATISTICS

Year	G GS		TOTAL			3-PTS						REBOUNDS											
			FG	FGA	Pct	3FG	3FGA	Pct				O	D	Tot	Avg								
2017-18	37	17	79	147	.537	2	9	.222	54	76	.711	72	107	179	4.8	102	4	57	51	28	30	214	5.8
2018-19	34	6	52	93	.559	11	29	.379	26	44	.591	39	81	120	3.5	94	6	54	38	16	43	141	4.1
2019-20	10	10	33	55	.600	1	4	.250	28	48	.583	24	37	61	6.1	34	3	24	13	7	15	95	9.5
Totals	81	33	164	295	.556	14	42	.333	108	168	.643	135	225	360	4.4	230	13	134	102	51	88	450	5.5



#14 JESSE EDWARDS

Center • 6-11 • 215 • Freshman • Amsterdam, Netherlands
IMG Academy (Fla.)

- Edwards made his collegiate debut in the season opener against Virginia.
- He was 5-for-5 from the field for a season-high 10 points against Bucknell. He also pulled down a season-best five rebounds against the Bison.

SEASON HIGHS

Points: 10 vs. Bucknell, 2019-20

FG Made: 5 vs. Bucknell, 2019-20

FG Attempted: 5 vs. Bucknell, 2019-20

3-Point FGM:

3-Point FGA:

FT Made: 1 vs. Oklahoma St., at Georgia Tech, 2019-20

FT Attempted: 2 vs. Oklahoma St., at Georgia Tech, 2019-20

Rebounds: 5 vs. Bucknell, 2019-20

Off. Rebounds: 2 vs. Bucknell, 2019-20

Def. Rebounds: 3 vs. Seattle, Bucknell, at Georgia Tech, 2019-20

Assists:

Steals:

Blocks: 2 vs. Bucknell, 2019-20

Minutes: 14 vs Bucknell, 2019-20

2019-20 GAME-BY-GAME

Opponent	MP	FG	3PT	FT	REB	F	A	T	B	S	TP
VIRGINIA	6	1-1	0-0	0-0	1	0	0	0	1	0	2
COLGATE	13	2-3	0-0	0-0	1	1	0	0	0	0	4
SEATTLE	6	0-0	0-0	0-0	3	2	0	1	0	0	0
CORNELL	2	0-0	0-0	0-0	0	0	0	0	0	0	0
BUCKNELL	14	5-5	0-0	0-0	5	1	0	1	2	0	10
vs Oklahoma State	6	0-1	0-0	1-2	1	0	0	0	0	0	1
vs Penn State	DNP										
IOWA	3	1-1	0-0	0-0	0	0	0	0	0	0	2
at Georgia Tech	7	3-3	0-0	1-2	3	1	0	0	1	0	7
at Georgetown	11	0-0	0-0	0-0	0	3	0	0	0	0	0
OAKLAND											
NORTH FLORIDA											
NIAGARA											
NOTRE DAME											
VIRGINIA TECH											
at Virginia Tech											
at Notre Dame											
PITTSBURGH											
at Clemson											
DUKE											
WAKE FOREST											
NC STATE											
at Florida State											
at Louisville											
GEORGIA TECH											
at Pittsburgh											
NORTH CAROLINA											
at Boston College											
at Miami											

EDWARDS' CAREER STATISTICS

Year	G	GS	TOTAL			3-PTS			FT	FTA	Pct	REBOUNDS				PF	FO	A	TO	Blk	Stl	Pts	Avg
			FG	FGA	Pct	3FG	3FGA	Pct				O	D	Tot	Avg								
2019-20	9	0	12	14	.857	0	0	.000	2	4	.500	4	10	14	1.6	8	0	0	2	4	0	26	2.9



#11 JOSEPH GIRARD III

Guard • 6-1 • 181 • Freshman • Glens Falls, N.Y.
Glens Falls H.S.

- Girard III made his collegiate debut in the season opener against Virginia.
- He made his first career start against Seattle. He was 7-for-8 from the field and 5-for-5 from the free throw line for a game-high 24 points.
- He ranks second on the team in assists (44).
- Girard III dished out a season-high nine assists against Oklahoma St.

SEASON HIGHS

Points: 24 vs. Seattle, 2019-20

FG Made: 7 vs. Seattle, 2019-20

FG Attempted: 11 vs. Oklahoma St., at Georgetown, 2019-20

3-Point FGM: 5 vs. Seattle, 2019-20

3-Point FGA: 9 at Georgetown, 2019-20

FT Made: 5 vs. Seattle, Oklahoma St., 2019-20

FT Attempted: 5 vs. Seattle, Oklahoma St., Penn St., 2019-20

Rebounds: 6 vs. Cornell, 2019-20

Off. Rebounds:

Def. Rebounds: 6 vs. Cornell, 2019-20

Assists: 9 vs. Oklahoma St., 2019-20

S Steals: 3 vs. Colgate, 2019-20

Blocks: 1 vs. Bucknell, Oklahoma St., 2019-20

Minutes: 37 vs. Oklahoma St., 2019-20

2019-20 GAME-BY-GAME

Opponent	MP	FG	3PT	FT	REB	F	A	T	B	S	TP
VIRGINIA	22	1-6	1-4	0-0	0	1	2	2	0	0	3
COLGATE	19	2-6	1-4	0-0	0	0	4	1	0	3	5
SEATTLE *	31	7-8	5-6	5-5	5	3	2	3	0	2	24
CORNELL *	36	2-8	2-7	3-3	6	1	4	3	0	1	9
BUCKNELL *	21	4-6	2-4	2-2	0	0	6	1	1	2	12
vs Oklahoma State *	37	3-11	1-7	5-5	2	4	9	5	0	3	12
vs Penn State *	32	1-9	0-4	4-5	2	1	7	2	0	2	6
IOWA *	30	2-8	0-4	2-2	3	2	4	1	0	2	6
at Georgia Tech *	22	3-7	2-5	2-2	3	1	4	3	0	1	10
at Georgetown *	35	5-11	4-9	2-2	4	3	2	3	0	0	16
OAKLAND											
NORTH FLORIDA											
NIAGARA											
NOTRE DAME											
VIRGINIA TECH											
at Virginia Tech											
at Notre Dame											
PITTSBURGH											
at Clemson											
DUKE											
WAKE FOREST											
NC STATE											
at Florida State											
at Louisville											
GEORGIA TECH											
at Pittsburgh											
NORTH CAROLINA											
at Boston College											
at Miami											

GIRARD'S CAREER STATISTICS

Year	G	GS	TOTAL			3-PTS			FT	FTA	Pct	REBOUNDS				PF	FO	A	TO	Blk	Stl	Pts	Avg
			FG	FGA	Pct	3FG	3FGA	Pct				O	D	Tot	Avg								
2019-20	10	8	30	80	.375	18	54	.333	25	26	.962	0	25	25	2.5	14	0	44	24	1	16	103	10.3



#0 BRYCEN GOODINE

Guard • 6-3 • 183 • Freshman • New Bedford, Mass.
St. Andrew's School (R.I.)

- Goodine made his collegiate debut in the season opener against Virginia.
- He recorded season highs in points (6), field goals made (3) and attempted (7), blocks (1), steals (3) and minutes played (20) against Bucknell.

SEASON HIGHS

Points: 6 vs. Bucknell, 2019-20
FG Made: 3 vs. Bucknell, 2019-20
FG Attempted: 7 vs. Bucknell, 2019-20
3-Point FGM:
3-Point FGA: 3 vs. Oklahoma St., 2019-20
FT Made: 3 at Georgia Tech, 2019-20
FT Attempted: 4 at Georgia Tech, 2019-20
Rebounds: 2 vs. Seattle, Colgate, Bucknell, Oklahoma St., 2019-20
Off. Rebounds:
Def. Rebounds: 2 vs. Colgate, Seattle, Bucknell, Oklahoma St., 2019-20
Assists: 3 vs. Seattle, 2019-20
Steals: 3 vs. Bucknell, 2019-20
Blocks: 1 vs. Bucknell, 2019-20
Minutes: 20 vs. Bucknell, 2019-20

2019-20 GAME-BY-GAME

Opponent	MP	FG	3PT	FT	REB	F	A	T	B	S	TP
VIRGINIA	8	0-2	0-2	0-0	0	0	0	0	0	0	0
COLGATE	16	1-1	0-0	0-0	2	0	2	0	0	0	2
SEATTLE	14	0-2	0-0	0-0	2	2	3	3	0	1	0
CORNELL	7	1-1	0-0	1-2	0	0	1	1	0	0	3
BUCKNELL	20	3-7	0-2	0-0	2	3	1	3	1	3	6
vs Oklahoma State	11	1-4	0-3	1-2	2	0	0	1	0	1	3
vs Penn State	9	0-2	0-1	0-0	0	2	0	2	0	1	0
IOWA	14	0-2	0-2	0-0	0	1	1	2	0	0	0
at Georgia Tech	4	0-0	0-0	3-4	0	0	0	0	0	1	3
at Georgetown	DNP										
OAKLAND											
NORTH FLORIDA											
NIAGARA											
NOTRE DAME											
VIRGINIA TECH											
at Virginia Tech											
at Notre Dame											
PITTSBURGH											
at Clemson											
DUKE											
WAKE FOREST											
NC STATE											
at Florida State											
at Louisville											
GEORGIA TECH											
at Pittsburgh											
NORTH CAROLINA											
at Boston College											
at Miami											

GOODINE'S CAREER STATISTICS

Year	G	GS	TOTAL			3-PTS			FT	FTA	Pct	REBOUNDS				PF	FO	A	TO	Blk	Stl	Pts	Avg
			FG	FGA	Pct	3FG	3FGA	Pct				O	D	Tot	Avg								
2019-20	9	0	6	21	.286	0	10	.000	5	8	.625	0	8	8	0.9	8	0	8	12	1	7	17	1.9



#1 QUINCY GUERRIER

Forward • 6-7 • 220 • Freshman • Montreal, Quebec
Thetford Academy (Quebec)

- Guerrier made his collegiate debut in the season opener against Virginia.
- He ranks third on the team in rebounding (5.2 rpg.).
- He was 3-for-5 from the field and hit a season-high eight free throws on his way to a season-high 14 points against Seattle.
- Guerrier followed that performance with 10 points against Cornell.
- He recorded is first career double-double with 13 points and a season-high 10 rebounds against Penn State.

SEASON HIGHS

Points: 14 vs. Seattle, 2019-20
FG Made: 5 vs. Penn St., 2019-20
FG Attempted: 9 vs. Penn St., 2019-20
3-Point FGM: 1 vs. Cornell, Penn St., 2019-20
3-Point FGA: 3 vs. Virginia, 2019-20
FT Made: 8 vs. Seattle, 2019-20
FT Attempted: 14 vs. Seattle, 2019-20
Rebounds: 10 vs. Penn St., 2019-20
Off. Rebounds: 2 vs. Seattle, Cornell, Bucknell, Oklahoma St., Penn St., 2019-20
Def. Rebounds: 8 vs. Penn St., 2019-20
Assists: 1 vs. Seattle, Bucknell, 2019-20
Steals: 1 vs. Virginia, Bucknell, Oklahoma St., Penn St., Iowa, at Georgia Tech, 2019-20
Blocks: 2 vs. Colgate, Bucknell, 2019-20
Minutes: 31 vs. Penn St., 2019-20

2019-20 GAME-BY-GAME

Opponent	MP	FG	3PT	FT	REB	F	A	T	B	S	TP
VIRGINIA	13	0-4	0-3	0-0	0	1	0	0	0	1	0
COLGATE	13	2-5	0-1	1-1	2	2	1	2	2	0	5
SEATTLE	17	3-5	0-2	8-14	7	0	0	1	1	0	14
CORNELL	16	3-5	1-1	3-4	5	3	0	2	0	0	10
BUCKNELL	24	4-8	0-2	0-1	8	2	1	3	2	1	8
vs Oklahoma State	20	0-2	0-1	4-5	6	3	0	2	1	1	4
vs Penn State	31	5-9	1-2	2-4	10	3	0	3	0	1	13
IOWA	22	2-5	0-2	0-0	7	4	0	1	0	1	4
at Georgia Tech	12	0-3	0-1	0-0	2	5	1	3	0	0	0
at Georgetown	5	0-2	0-1	0-0	1	2	0	2	0	0	0
OAKLAND											
NORTH FLORIDA											
NIAGARA											
NOTRE DAME											
VIRGINIA TECH											
at Virginia Tech											
at Notre Dame											
PITTSBURGH											
at Clemson											
DUKE											
WAKE FOREST											
NC STATE											
at Florida State											
at Louisville											
GEORGIA TECH											
at Pittsburgh											
NORTH CAROLINA											
at Boston College											
at Miami											

GUERRIER'S CAREER STATISTICS

Year	G	GS	TOTAL			3-PTS			FT	FTA	Pct	REBOUNDS				PF	FO	A	TO	Blk	Stl	Pts	Avg
			FG	FGA	Pct	3FG	3FGA	Pct				O	D	Tot	Avg								
2019-20	10	0	19	48	.396	2	16	.125	18	30	.600	12	36	48	4.8	25	1	3	19	6	5	58	5.8



#33 ELIJAH HUGHES

Forward • 6-6 • 215 • RS-Junior • Beacon, N.Y.
Beacon/Kennedy/South Kent Prep/E. Carolina

- Hughes has scored in double figures in every game this season.
- He leads the Orange in assists (45) and blocked-shot (1.2) average.
- Hughes has recorded 20 or more points in five of his last seven games.
- He was 8-for-15 from the field and 7-for-8 from the free throw line for 28 points against Oklahoma St.
- Hughes set career highs in free throws made (11) and attempted (13) against Penn St.
- He was 10-for-15 from the field and 7-for-7 from the free throw line on his way to a career-high 33 points at Georgia Tech.
- Hughes dished out a career-high nine assists at Georgetown.

SEASON HIGHS

Points: 33 at Georgia Tech, 2019-20
FG Made: 10 at Georgia Tech, 2019-20
FG Attempted: 18 at Georgetown, 2019-20
3-Point FGM: 6 at Georgia Tech, 2019-20
3-Point FGA: 11 at Georgia Tech, 2019-20
FT Made: 11 vs. Penn St., 2019-20
FT Attempted: 13 vs. Penn St., 2019-20
Rebounds: 7 vs. Iowa, 2019-20
Off. Rebounds: 1 vs. Cornell, Iowa, at Georgetown, 2019-20
Def. Rebounds: 6 vs. Seattle, Bucknell, Iowa, 2019-20
Assists: 9 at Georgetown, 2019-20
Steals: 2 vs. Colgate, Penn St., 2019-20
Blocks: 2 vs. Seattle, Bucknell, Penn St., Iowa, 2019-20
Minutes: 40 vs. Virginia, Seattle, Iowa, at Georgetown, 2019-20

CAREER HIGHS

Points: 33 at Georgia Tech, 2019-20
FG Made: 10 at Georgia Tech, 2019-20
FG Attempted: 16 at Notre Dame, 2018-19
3-Point FGM: 6 at Notre Dame, vs. Miami, Baylor (NCAAT), 2018-19; at Georgia Tech, 2019-20
3-Point FGA: 13 at Notre Dame, 2018-19
FT Made: 11 vs. Penn St., 2019-20
FT Attempted: 13 vs. Penn St., 2019-20
Rebounds: 10 at Notre Dame, 2018-19
Off. Rebounds: 2 Houston, at Connecticut, vs. SMU, 2016-17; vs. Morehead State, Northeastern, at Boston College, vs. Duke (ACCT), 2018-19
Def. Rebounds: 9 at Notre Dame, 2018-19
Assists: 9 at Georgetown, 2019-20
Steals: 5 vs. Oregon, 2018-19
Blocks: 3 vs. Miami, 2018-19
Minutes: 45 at Duke, 2018-19

2019-20 GAME-BY-GAME

Opponent	MP	FG	3PT	FT	REB	F	A	T	B	S	TP
VIRGINIA *	40	4-14	3-10	3-5	5	2	1	1	1	1	14
COLGATE *	36	5-11	3-6	1-2	3	1	8	3	1	2	14
SEATTLE *	40	6-13	2-8	1-1	6	3	4	3	2	1	15
CORNELL *	38	7-14	3-6	5-7	3	2	7	0	0	0	22
BUCKNELL *	26	7-12	5-10	2-2	6	1	5	3	2	1	21
vs Oklahoma State *	33	8-15	5-10	7-8	4	4	1	2	1	0	28
vs Penn State *	40	3-11	2-7	11-13	4	3	4	1	2	2	19
IOWA *	40	3-13	3-5	1-2	7	0	2	4	2	1	10
at Georgia Tech *	34	10-15	6-11	7-7	5	1	4	3	1	1	33
at Georgetown *	40	8-18	3-9	2-5	6	1	9	2	0	1	21
OAKLAND											
NORTH FLORIDA											
NIAGARA											
NOTRE DAME											
VIRGINIA TECH											
at Virginia Tech											
at Notre Dame											
PITTSBURGH											
at Clemson											
DUKE											
WAKE FOREST											
NC STATE											
at Florida State											
at Louisville											
GEORGIA TECH											
at Pittsburgh											
NORTH CAROLINA											
at Boston College											
at Miami											

HUGHES'S CAREER STATISTICS

Year	G	GS	TOTAL			3-PTS			FT	FTA	Pct	REBOUNDS				PF	FO	A	TO	Blk	Stl	Pts	Avg
			FG	FGA	Pct	3FG	3FGA	Pct				O	D	Tot	Avg								
2016-17	25	7	58	166	.349	24	88	.273	54	79	.684	11	47	58	2.3	46	1	32	24	11	14	194	7.8
2017-18																							
2018-19	34	34	155	369	.420	87	236	.369	69	93	.742	23	124	147	4.3	72	3	50	63	27	42	466	13.7
2019-20	10	10	61	136	.449	35	82	.427	40	52	.769	3	46	49	4.9	18	0	45	22	12	10	197	19.7
Totals	69	51	274	671	.408	146	406	.360	163	224	.728	37	217	253	3.7	136	4	127	109	50	66	857	12.4



#34 BOURAMA SIDIBE

Center • 6-10 • 210 • Junior • Bamako, Mali
St. Benedict's Prep (N.J.)

- Sidibe has started every game this season.
- He leads the team in rebounding (6.6 rpg.).
- Sidibe has converted 24-of-36 shots from the field (.667) this season.
- He recorded his third career double-double with 12 points and 14 rebounds against Colgate.
- Sidibe recorded a career-high five steals at Georgia Tech.
- Sidibe tied his career high with three blocks at Georgetown.

SEASON HIGHS

Points: 12 vs. Colgate, 2019-20
FG Made: 6 vs. Colgate, 2019-20
FG Attempted: 6 vs. Colgate, 2019-20
3-Point FGM:
3-Point FGA:
FT Made: 3 vs. Seattle, Bucknell, 2019-20
FT Attempted: 5 v. Iowa, 2019-20
Rebounds: 14 vs. Colgate, 2019-20
Off. Rebounds: 4 vs. Oklahoma St., Iowa, at Georgia Tech, 2019-20
Def. Rebounds: 12 vs. Colgate, 2019-20
Assists: 1 vs. Seattle, Cornell, 2019-20
Steals: 5 at Georgia Tech, 2019-20
Blocks: 3 at Georgetown, 2019-20
Minutes: 30 vs. Cornell, 2019-20

CAREER HIGHS

Points: 18, at Pittsburgh, 2017-18
FG Made: 6, vs. Colgate, 2019-20; at Pittsburgh, 2017-18
FG Attempted: 8, at Pittsburgh, 2017-18
3-Point FGM: 0
3-Point FGA: 0
FT Made: 6 at Pittsburgh, 2017-18
FT Attempted: 9 vs. Colgate, 2018-19
Rebounds: 16 at Pittsburgh, 2017-18
Off. Rebounds: 5 vs. North Carolina (ACCT), 2017-18; vs. Colgate, 2018-19
Def. Rebounds: 13 at Pittsburgh, 2017-18
Assists: 1, Texas Southern, Toledo, Wake Forest, at Duke, 2017-18; vs. Eastern Washington, Connecticut, Colgate, Cornell, St. Bonaventure, 2018-19; vs. Seattle, Cornell, 2019-20
Steals: 5 at Georgia Tech, 2019-20
Blocks: 3 at Pittsburgh, Miami, 2017-18; Clemson, 2018-19; at Georgetown, 2019-20
Minutes: 31 at Pittsburgh, 2017-18

2019-20 GAME-BY-GAME

Opponent	MP	FG	3PT	FT	REB	F	A	T	B	S	TP
VIRGINIA *	22	1-2	0-0	0-0	2	4	0	1	0	1	2
COLGATE *	27	6-6	0-0	0-2	14	3	0	2	1	0	12
SEATTLE *	20	2-2	0-0	3-4	6	3	1	2	1	0	7
CORNELL *	30	3-3	0-0	0-0	4	4	1	0	0	0	6
BUCKNELL *	19	3-5	0-0	3-4	9	2	0	0	2	1	9
vs Oklahoma State *	21	3-7	0-0	0-0	9	4	0	2	0	1	6
vs Penn State *	17	1-3	0-0	0-0	1	5	0	0	0	1	2
IOWA *	26	3-4	0-0	2-5	8	3	0	2	0	0	8
at Georgia Tech *	28	2-4	0-0	1-3	8	4	0	2	1	5	5
at Georgetown *	28	1-2	0-0	0-0	5	4	0	1	3	1	2
OAKLAND											
NORTH FLORIDA											
NIAGARA											
NOTRE DAME											
VIRGINIA TECH											
at Virginia Tech											
at Notre Dame											
PITTSBURGH											
at Clemson											
DUKE											
WAKE FOREST											
NC STATE											
at Florida State											
at Louisville											
GEORGIA TECH											
at Pittsburgh											
NORTH CAROLINA											
at Boston College											
at Miami											

SIDIBE'S CAREER STATISTICS

Year	G	GS	TOTAL			3-PTS			FT	FTA	Pct	REBOUNDS				PF	FO	A	TO	Blk	Stl	Pts	Avg
			FG	FGA	Pct	3FG	3FGA	Pct				O	D	Tot	Avg								
2017-18	30	0	31	52	.596	0	0	.000	19	40	.475	37	59	96	3.2	71	3	4	27	20	10	81	2.7
2018-19	29	0	19	41	.463	0	0	.000	17	43	.395	29	48	77	2.7	68	1	5	9	14	15	55	1.9
2019-20	10	10	25	38	.658	0	0	.000	9	18	.500	23	43	66	6.6	36	1	2	12	8	10	59	5.9
Totals	69	10	75	131	.523	0	0	.000	46	101	.455	89	150	239	3.5	175	5	11	48	42	36	195	2.8



#10 HOWARD WASHINGTON

Guard • 6-3 • Junior • Buffalo, N.Y.

Canisius/Montverde Academy (Fla.)/Athlete Institute Prep

- Washington returned to the lineup against Colgate after medically redshirting in 2018-19 after suffering a stroke last fall.
- He dished out a career-high three assists against Bucknell.
- Washington was 2-for-3 from the field on his way to a season-high five points against Iowa.
- He dished out a career-best eight assists at Georgia Tech.

SEASON HIGHS

Points: 5 vs. Iowa, 2019-20
FG Made: 2 vs. Iowa, 2019-20
FG Attempted: 4 vs. Bucknell, 2019-20
3-Point FGM: 1 vs. Bucknell, Iowa, 2019-20
3-Point FGA: 2 vs. Iowa, 2019-20
FT Made: 2 at Georgia Tech, 2019-20
FT Attempted: 2 at Georgia Tech, 2019-20
Rebounds: 2 vs. Colgate, at Georgia Tech, at Georgetown, 2019-20
Off. Rebounds: 1 vs. Bucknell, 2019-20
Def. Rebounds: 2 vs. Colgate, at Georgia Tech, at Georgetown, 2019-20
Assists: 8 at Georgia Tech, 2019-20
Steals: 1 vs. Iowa, at Georgia Tech, 2019-20
Blocks:
Minutes: 17 at Georgia Tech, 2019-2

CAREER HIGHS

Points: 9 at Florida State, 2017-18
FG Made: 3 at Florida State, 2017-18
FG Attempted: 4 at Florida State, 2017-18; vs. Bucknell, 2019-20
3-Point FGM: 1, Colgate; at Florida State, 2017-18; vs. Bucknell, 2019-20
3-Point FGA: 2, vs. Kansas, 2017-18; vs. Iowa, 2019-20
FT Made: 4 at Pittsburgh, 2017-18
FT Attempted: 4 at Florida State, at Pittsburgh, 2017-18
Rebounds: 3 vs. Oakland, at Florida State, at Pittsburgh, 2017-18, Eastern Washington, 2018-19
Off. Rebounds: 1 vs. Bucknell, 2019-20
Def. Rebounds: 3 vs. Oakland, at Pittsburgh, at Florida State, 2017-18; Eastern Washington, 2018-19
Assists: 8 at Georgia Tech, 2019-20
Steals: 2, Pittsburgh, 2017-18
Blocks: 1, Eastern Michigan, at Virginia, 2017-18
Minutes: 24 at Florida State, 2017-18

2019-20 GAME-BY-GAME

Opponent	MP	FG	3PT	FT	REB	F	A	T	B	S	TP
VIRGINIA	DNP										
COLGATE	8	1-2	0-1	1-1	2	1	2	1	0	0	3
SEATTLE	DNP										
CORNELL	DNP										
BUCKNELL	12	1-4	1-1	0-0	1	0	3	1	0	0	3
vs Oklahoma State	4	0-1	0-1	0-0	1	0	0	0	0	0	0
vs Penn State	DNP										
IOWA	6	2-3	1-2	0-0	0	1	1	1	0	1	5
at Georgia Tech	17	0-2	0-2	2-2	2	1	8	1	0	1	2
at Georgetown	10	1-2	0-0	0-0	2	0	0	1	0	0	2
OAKLAND											
NORTH FLORIDA											
NIAGARA											
NOTRE DAME											
VIRGINIA TECH											
at Virginia Tech											
at Notre Dame											
PITTSBURGH											
at Clemson											
DUKE											
WAKE FOREST											
NC STATE											
at Florida State											
at Louisville											
GEORGIA TECH											
at Pittsburgh											
NORTH CAROLINA											
at Boston College											
at Miami											

WASHINGTON'S CAREER STATISTICS

Year	TOTAL					3-PTS			REBOUNDS												PF		FO		A		TO		Blk		Stl		Pts		Avg	
	G	GS	FG	FGA	Pct	3FG	3FGA	Pct	FT	FTA	Pct	O	D	Tot	Avg																					
2017-18	18	0	5	17	.294	2	12	.167	7	10	.700	0	15	15	0.8	5	0	10	7	1	6	19	1.1													
2018-19	3	0	0	1	.000	0	1	.000	0	0	.000	0	4	4	1.3	0	0	1	0	0	0	0	0.0													
2019-20	6	0	5	14	.357	2	7	.286	3	3	1.000	1	7	8	1.3	0	0	14	5	0	2	15	2.5													
Totals	27	0	10	32	.313	4	20	.200	10	13	.769	1	25	27	1.0	6	0	25	12	1	8	34	1.3													

2019-20 Record Breakdown

Record	Overall	ACC	ACCT	NCAA
SU overall	5-5	1-1		
SU at home	4-2	0-1		
SU on the road	1-1	1-0		
SU at neutral sites	0-2			
SU in overtime				
After a loss	2-2	1-0		
SU scores first	1-2	0-1		
Opponent scores first	4-3	1-0		
Halftime	Overall	ACC	ACCT	NCAA
SU led at the half	5-0	1-0		
SU trailed at the half	0-5	0-1		
Tied at the half				
Rebounding	Overall	ACC	ACCT	NCAA
SU outrebounded Opp.	5-0	1-0		
SU was outrebounded	0-5	0-1		
Rebounds were equal				
SU 36-or-more rebounds	5-1	1-0		
SU 35-or-less rebounds	0-4	0-1		
SU 21-or-more def rebounds	5-3	1-0		
SU 20-or-less def. rebounds	0-2	0-1		
SU 11-or-more off. rebounds	3-2			
SU 10-or-less off. rebounds	2-3	1-1		
Field Goal Percentage	Overall	ACC	ACCT	NCAA
SU shot 50-60% FG	4-0	1-0		
SU shot 40-50% FG	1-1			
SU shot 30-40% FG	0-3			
SU shot 20-30% FG	0-1	0-1		
Opp. shot 50-60% FG				
Opp. shot 40-50% FG	0-3			
Opp. shot 30-40% FG	4-1	1-0		
Opp. shot 20-30% FG	1-0			
SU outshot Opp. FG%	5-1	1-0		
Opp. outshot SU FG%	0-4	0-1		
3-Point FG	Overall	ACC	ACCT	NCAA
SU 10-or-more 3-pointers	3-1	1-0		
SU 9-or-less 3-pointers	2-4	0-1		
SU made more 3-pointers	4-2	1-1		
OPP made more 3-pointers	1-3			
3-pointers made were equal				
Free Throw Percentage	Overall	ACC	ACCT	NCAA
SU outshot Opp. FT%	2-1	1-0		
Opp. outshot SU FT%	3-4	0-1		
FT% was equal				
SU shot more FT	3-4	1-1		
Opp. shot more FT	2-1			
Free throws shot were equal				
Scoring	Overall	ACC	ACCT	NCAA
SU scored 90-99 pts.	2-0	1-0		
SU scored 80-89 pts.	1-0			
SU scored 70-79 pts.	2-2			
SU scored 60-69 pts.	0-1			
SU scored 50-59 pts.	0-1			
SU scored 40-49 pts.				
SU scored 30-49 pts.	0-1	0-1		
Opp. scored 90-99 pts.				
Opp. scored 80-89 pts.	0-3			
Opp. scored 70-79 pts.				
Opp. scored 60-69 pts.	2-1	1-0		
Opp. scored 50-59 pts.	2-0			
Opp. scored 40-49 pts.	1-1	0-1		
Opp. scored 30-39 pts.				
By Starting Lineup	Overall	ACC	ACCT	NCAA
Dolezaj, Hughes, Sidibe, Boeheim, Girard	4-4	1-0		
Dolezaj, Hughes, Sidibe, Carey Boeheim	1-1	0-1		

Turnovers	Overall	ACC	ACCT	NCAA
SU 10-or-less turnovers	1-1	0-1		
SU 11-20 turnovers	4-4	1-0		
SU 21-or-more turnovers				
Opp. 10-or-less turnovers	1-0			
Opp. 11-20 turnovers	3-5	1-1		
Opp 21-or-more turnovers	1-0			
SU Players' Scoring	Overall	ACC	ACCT	NCAA
Five in double digits	1-0			
Four in double digits	2-2	1-0		
Three in double digits	2-0			
Two in double digits	0-2			
One in double digits	0-1	0-1		
Two with 20-or-more points	2-1	1-0		
One with 20-or-more points	2-1			
One with 30-or-more points	1-0	1-0		
By Month	Overall	ACC	ACCT	NCAA
November	4-3	0-1		
December	1-2	1-0		
January				
February				
March				
By Day	Overall	ACC	ACCT	NCAA
Monday				
Tuesday	0-1			
Wednesday	2-2	0-1		
Thursday				
Friday	0-1			
Saturday	3-1	1-0		
Sunday				
By Live Television	Overall	ACC	ACCT	NCAA
CBS				
ESPN				
ESPN2	0-3			
ESPNU	1-0			
RSN	1-0			
ACCN	1-1	1-1		
ACCN Extra	2-0			
Fox	0-1			
By Conference	Overall			
ACC (Virginia, at Georgia Tech)	1-1			
BIG EAST (at Georgetown)	0-1			
Big Ten (Iowa, Penn State)	0-1			
Big 12 (Oklahoma State)	0-1			
Ivy (Cornell)	1-0			
Patriot (Colgate, Bucknell)	2-0			
Western Athletic (Seattle)	1-0			
Games Decided By...	Overall	ACC	ACCT	NCAA
0-5 points				
6-10 points	0-1			
11-15 points	0-3	0-1		
16 or more points	5-1	1-0		
By Uniform	Overall	ACC	ACCT	NCAA
White	4-4	0-1		
Orange	1-1	1-0		
Orange Throwback	0-1			

Team Highs and Lows

Syracuse Highs

Points	97	at Georgia Tech
	97	Bucknell
Points – First Half	51	Bucknell
Points – Second Half	49	at Georgia Tech
Field Goals Made	37	Bucknell
Field Goal Attempts	66	Bucknell
Field Goal %	.596 (28-47)	Seattle
3-Point FG Made	14	at Georgetown
	14	Georgia Tech
	14	Bucknell
3-Point FG Attempts	33	at Georgia Tech
3-Point FG %	.483 (14-29)	Bucknell
Free Throws Made	26	vs. Oklahoma State
Free Throws Attempted	37	vs. Oklahoma State
Free Throw %	.833 (25-30)	at Georgia Tech
Offensive Rebounds	12	Oklahoma State
	12	Bucknell
	12	Cornell
	12	Colgate
Defensive Rebounds	32	Bucknell
Rebounds	44	Bucknell
Assists	25	Bucknell
Steals	14	at Georgia Tech
	14	Bucknell
Blocked Shots	13	Bucknell
Turnovers	17	at Georgia Tech
	17	Oklahoma State
Fouls	20	Oklahoma State

Opponent Highs

Points	89	at Georgetown
Points – First Half	48	at Georgetown
Points – Second Half	51	vs. Penn State
Field Goals Made	27	at Georgetown
	27	vs. Penn State
	27	vs. Oklahoma State
Field Goal Attempts	67	vs. Penn State
Field Goal %	.491 (27-55)	vs. Oklahoma State
3-Point FG Made	13	Colgate
3-Point FG Attempts	41	Colgate
3-Point FG %	.440 (11-25)	at Georgetown
Free Throws Made	24	at Georgetown
Free Throws Attempted	31	at Georgetown
	31	vs. Penn State
Free Throw %	.929 (13-of-14)	Seattle
Offensive Rebounds	23	vs. Penn State
Defensive Rebounds	37	Virginia
Rebounds	47	Virginia
Assists	20	at Georgetown
Steals	12	vs. Oklahoma State
Blocked Shots	4	vs. Penn State
	4	Colgate
	4	Virginia
Turnovers	23	Bucknell
Fouls	26	Seattle

Syracuse Lows

Points	34	Virginia
Points – First Half	19	Virginia
Points – Second Half	15	Virginia
Field Goals Made	13	Virginia
Field Goal Attempts	47	Seattle
Field Goal %	.236 (13-55)	Virginia
3-Point FG Made	5	Virginia
3-Point FG Attempts	17	Colgate
3-Point FG %	.172 (5-29)	Virginia
Free Throws Made	3	Virginia
Free Throws Attempted	7	Virginia
Free Throw %	.429 (3-7)	Virginia
Offensive Rebounds	5	Seattle
Defensive Rebounds	20	Virginia
Rebounds	28	vs. Penn State
	28	Virginia
Assists	7	Virginia
Steals	2	at Georgetown
	2	Cornell
Blocked Shots	0	Cornell
Turnovers	7	Cornell
Fouls	11	Colgate

Opponent Lows

Points	48	Virginia
Points – First Half	25	Cornell
	25	Colgate
	25	Virginia
Points – Second Half	23	Virginia
Field Goals Made	14	Cornell
Field Goal Attempts	40	Cornell
Field Goal %	.263 (15-57)	Colgate
3-Point FG Made	3	Bucknell
3-Point FG Attempts	23	at Georgia Tech
3-Point FG %	.125 (3-24)	Virginia
Free Throws Made	4	Virginia
Free Throws Attempted	6	Virginia
Free Throw %	.667 (4-6)	Virginia
Offensive Rebounds	6	Cornell
Defensive Rebounds	17	Colgate
Rebounds	24	Cornell
Assists	10	Bucknell
Steals	4	Virginia
Blocked Shots	0	Seattle
Turnovers	9	Cornell
Fouls	7	Virginia

Syracuse Individual Highs

Games Played:

10 Boeheim, Dolezaj, Girard, Guerrier, Hughes, Sidibe

Games Started:

10 Boeheim, Dolezaj, Hughes, Sidibe

Points in a Half:

26 Hughes (1st) at Georgia Tech

Game Points:

33 Hughes at Georgia Tech

Minutes Played:

40 Hughes (5), at Georgetown, Iowa, vs. Penn State, Seattle, Virginia; Dolezaj, Virginia

Game FG Attempted:

18 Boeheim (2), at Georgetown, Cornell; Hughes at Georgetown

Game FG Made:

10 Hughes at Georgia Tech

Game FG Percentage (min. 8 made)

.667 (10-15) -- Hughest at Georgia Tech

Game FT Attempted:

14 Guerrier, Seattle

Game FT Made:

11 Hughes, vs. Penn State

Game FT Percentage (min. 4 made):

1.000 (5-5) - Girard vs. Oklahoma State, Seattle

Game 3 pt. FG Attempted:

13 Boeheim (3), at Georgetown, at Georgia Tech, Cornell

Game 3 pt. FG Made:

7 Boeheim at Georgetown

Game 3 pt. FG Percentage (min. 3 made)

.833 (5-6) - Girard, Seattle

Game Rebounds:

14 Sidibe, Colgate

Game Assists:

9 Girard vs. Oklahoma State; Hughes at Georgetown

Game Steals:

5 Sidibe at Georgia Tech

Blocked Shots:

3 Dolezaj, Bucknell; Hughes at Georgia Tech; Sidibe at Georgetown

Turnovers

5 Girard vs Oklahoma State

Game Fouls:

5 Dolezaj (3) at Georgetown, vs. Penn State, Cornell; Sidibe, vs. Penn State

Led SU in Scoring:

Hughes (5), Boeheim (3), Dolezaj (1), Girard (1)

Double-Figure Scoring Games:

Hughes (10), Boeheim (7), Dolezaj (5), Girard (5), Guerrier (3), Edwards (1), Sidibe (1)

20-29-point Games:

Hughes (4), Boeheim (3), Girard (1)

30-39-point Games:

Hughes (1)

Scored First:

Hughes (4), Sidibe (3), Boeheim (2), Dolezaj (1)

Led SU in Rebounding:

Dolezaj (4), Sidibe (4), Guerrier (2)

Double-Figure Rebounding Games:

Guerrier (1), Sidibe (1)

Double-Doubles:

Guerrier (1), Sidibe (1)

Led SU in Assists:

Girard (5^{1 shared}), Hughes (4^{2 shared}), Dolezaj (2^{2 shared}), Boeheim (1^{1 shared}), Washington (1)

Double-Figure Assist Games:

Largest Lead:

53 (97-44), Bucknell

Largest Margin of Victory:

51 (97-44), Bucknell

Largest Deficit:

21 (85-64) vs. Penn State

21 (75-54) vs. Oklahoma State

Largest Margin of Defeat:

21 (85-64) vs. Penn State

Deficit Overcome in a Win:

8 (9-1), Colgate

Largest Lead in a Loss:

7 (23-16) vs. Oklahoma State

Largest Halftime Lead:

20 (48-28) at Georgia Tech

Largest Halftime Deficit:

12 (43-31) vs. Oklahoma State



Game-by-Game Statistics

Opponent	Score	TOTAL		3-PTS		FT-FTA	Pct	REBOUNDS		PF	A	TO	Blk	Stl
		FG-FGA	Pct	3FG-FGA	Pct			Off-Def	Tot					
Syracuse	L, 34-48	13-55	.236	5-29	.172	3-7	.429	8-20	28	12	7	9	3	5
Virginia		20-49	.408	4-25	.160	4-6	.667	10-37	47	7	14	16	4	4
Syracuse	W, 70-54	28-55	.509	7-17	.412	7-12	.583	12-30	42	11	20	14	6	9
Colgate		18-60	.300	13-41	.317	5-7	.714	14-17	31	14	14	15	4	6
Syracuse	W, 89-67	28-47	.596	9-23	.391	24-36	.667	5-31	36	16	18	14	4	8
Seattle		23-62	.371	8-25	.320	13-14	.929	9-21	30	16	14	13	0	8
Syracuse	W, 72-53	25-53	.472	10-27	.370	12-18	.667	12-23	35	16	18	7	0	2
Cornell		14-40	.350	6-27	.222	19-25	.760	6-18	24	13	11	9	2	4
Syracuse	W, 97-46	37-66	.561	14-29	.483	9-11	.818	12-32	44	12	25	15	13	14
Bucknell		15-57	.263	3-24	.125	13-17	.765	13-19	32	13	10	23	2	6
Syracuse	L, 72-86	19-56	.339	8-31	.258	26-37	.703	12-19	31	20	14	17	2	9
vs. Oklahoma State		27-55	.491	9-26	.346	23-28	.821	11-28	39	24	17	20	2	12
Syracuse	L, 64-85	18-54	.333	6-20	.300	22-33	.667	7-21	28	21	14	12	2	8
vs. Penn State		27-67	.403	10-30	.333	21-31	.677	23-34	57	21	18	14	4	6
Syracuse	L, 54-68	19-52	.365	6-21	.286	10-15	.667	11-25	36	13	13	16	2	6
Iowa		26-61	.426	11-34	.324	5-8	.625	12-25	37	15	17	12	1	10
Syracuse	W, 97-63	29-57	.509	14-33	.424	25-30	.833	10-30	40	19	23	17	6	14
at Georgia Tech		24-63	.381	8-23	.348	7-18	.389	13-17	30	20	19	19	2	8
Syracuse	L, 79-89	30-62	.556	14-32	.438	5-9	.556	5-24	29	24	18	12	3	2
at Georgetown		27-61	.443	11-25	.440	24-31	.774	14-27	41	14	20	11	2	5
Syracuse														
Oakland														
Syracuse														
North Florida														
Syracuse														
Niagara														
Syracuse														
Notre Dame														
Syracuse														
Virginia Tech														
Syracuse														
at Virginia														
Syracuse														
Boston College														
Syracuse														
at Virginia Tech														
Syracuse														
at Notre Dame														
Syracuse														
Pittsburgh														
Syracuse														
at Clemson														
Syracuse														
at Pittsburgh														
Syracuse														
Duke														
Syracuse														
Wake Forest														
Syracuse														
at NC State														
Syracuse														
at Florida State														
Syracuse														
at Louisville														
Syracuse														
Georgia Tech														
Syracuse														
at Pittsburgh														
Syracuse														
North Carolina														
Syracuse														
at Boston College														
Syracuse														
at Miami														
Syracuse														
ACCT														
SYRACUSE TOTALS		246-557	.442	93-262	.355	143-208	.688	94-255	349	163-6	170	133	41	77
OPPONENT TOTALS		221-575	.384	83-280	.296	134-185	.724	125-243	368	167-0	154	152	22	69

The Last Time That -- Individual

Syracuse Individual

Scored 40 or more points:	Andrew White III, Georgia Tech, 3/4/17
Scored 40 or more points (OT):	John Gillon, 43, at NC State, 2/1/17
Scored 30 or more points:	Elijah Hughes, 33 at Georgia Tech, 12/7/19
Scored 30 or more points (OT):	Tyus Battle, 37, at Florida State, 1/13/18
Made 15 FGs:	Lawrence Moten, 15 at Villanova, 2/14/95
Made 10 FGs:	Elijah Hughes, 10 at Georgia Tech, 12/7/19
Made 10 FGs (OT):	Tyus Battle, 12 at Duke OT, 1/14/19
Made 9 3PT FGs:	Trevor Cooney, 9, Notre Dame, 1/30/12
Made 9 3PT FGs (OT):	John Gillon, 9, at NC State, 2/1/17
Made 8 3PT FGs:	Andrew White III, 8, Georgia Tech, 3/4/17
Made 7 3PT FGs	Buddy Boeheim, 7, at Georgetown, 12/14/19
Made three pointers in 10+ games	Elijah Hughes (13, 2/20/2019-present); Buddy Boeheim (11, 3/21/2019-present)
Made 17+ FTs:	Hakim Warrick, 18 vs. Rhode Island, 11/30/03
Made 15+ FTs:	Oshae Brissett, 16, Buffalo, 12/19/17
Made 15+ FTs (OT):	Jonny Flynn, 16 vs. Conn. (BET), 3/12/09
Made 10+ FTs:	Elijah Hughes, 11 vs. Penn State, 11/29/19
Made 10+ FTs (OT):	Tyus Battle, 10 at Florida State, 1/13/18
Had 30+ rebounds:	Frank Reddout, 34 vs. Temple, 2/9/52
Had 25+ rebounds:	Dave Bing, 25 vs Cornell, 2/8/66
Had 20+ rebounds:	Tyler Roberson, 20 at Duke, 1/18/16
Had 15+ rebounds:	Bourama Sidibe, 16, at Pittsburgh, 1/27/18
Had 15+ rebounds (OT)	Paschal Chukwu, 18 at Duke (OT), 1/14/19
Had 12+ offensive rebounds:	Tyler Roberson, at Duke, 1/18/16
Had 10+ offensive rebounds:	Paschal Chukwu, at Virginia, 1/9/18
Had 15+ defensive rebounds:	Rick Jackson, Providence, 12/28/10
Had 10+ defensive rebounds:	Oshae Brissett, 10, Buffalo, 12/18/18
Had 15+ assists:	Michael Carter-Williams, 16, Monmouth, 12/8/12
Had 10+ assists:	Frank Howard, 10, Maryland, 11/27/17
Had 10+ assists (OT):	Kaleb Joseph, 12/20/14 at Villanova
Had consecutive 10+ assist games:	John Gillon (11, Miami, 1/4/2017; 11, Pittsburgh, 1/7/2017)
Had 8+ blocks:	Paschal Chukwu, 8, Buffalo, 12/19/17
Had 5+ blocks:	Paschal Chukwu, 5, vs. Pittsburgh (ACCT), 1/13/19
Had 5+ blocks (OT):	Rakeem Christmas, 6, Duke, 2/1/14
Had 10 steals:	Todd Borgan vs. Colgate, 12/30/97
Had 8+ steals:	DeShaun Williams, 9 vs. B.C., 3/3/02
Had 6+ steals:	Tyus Battle, 6, St. Bonaventure, 12/29/18
Had 5+ steals:	Bourama Sidibe, 5, at Georgia Tech, 12/7/19
Played 60+ minutes:	Jonny Flynn (67), Eric Devendorf, (61) vs. Connecticut (BET), 3/12/09
Played 50+ minutes:	Paul Harris (56), Andy Rautins (50) vs., Connecticut (BET), 3/12/09
Played 40+ minutes:	Tyus Battle and Elijah Hughes (45) at Duke (OT), 1/14/19
Played 40 minutes (40-minute game)	Elijah Hughes at Georgetown, 12/14/19
Three players had a double-double	Tyler Lydon (14-10 reb.), Tyler Roberson (13-12 reb.), Frank Howard (10-11 assists), S. Carolina St., 11/22/16
Three players had a double-double (pts-rebs):	Donte Greene (19-13), Arinze Onuaku (17-14), Kristof Ongenaet (10-11 at Seton Hall, 3/5/08

Two players had a double-double:	Elijah Hughes (22 pts.-10 rebs.), Oshae Brissett (18 pts.-11 rebounds), at Notre Dame, 1/5/19
Had a double-double (pts-rebs):	Quincy Guerrier (13-10), vs. Penn State, 11/29/2019
Had a double-double OT (pts-rebs):	Paschal Chukwu (10-11), at Florida State, 1/13/18
Had a double-double (pts-assists):	Frank Howard (15-10), Maryland, 11/27/17
Had a double-double OT (pts-assists):	Kaleb Joseph (10-10) at Villanova, 12/20/14
Had a double-double (pts-blocks):	Fab Melo, (12-10) vs. Seton Hall, 12/28/11
Had a triple-double:	Allen Griffin, (14-11-10) vs. Pittsburgh, 2/27/01
Three players disqualified:	at Ohio State, 11/28/18; Marek Dolezaj, Frank Howard, Bourama Sidibe
Two players had 30 points:	at Pittsburgh, 2/11/72; Greg Kohls (34), Mike Lee (32)
Four players had 20 points:	Massachusetts, 11/28/07: Eric Devendorf (23), Jonny Flynn (20), Donte Greene (20), Arinze Onuaku (20)
Four players had 20 points (OT):	vs. Connecticut (BET), 3/12/09: Jonny Flynn (34), Paul Harris (29), Eric Devendorf (22), Andy Rautins (20)
Three players had 20 points:	Massachusetts, 11/28/07: Eric Devendorf (23), Jonny Flynn (20), Donte Greene (20), Arinze Onuaku (20)
Three players had 20 points (OT):	vs. Connecticut (BET), 3/12/09: Jonny Flynn (34), Paul Harris (29), Eric Devendorf (22), Andy Rautins (20)
Two players had 20 points:	at Georgetown, 12/14/19: Buddy Boeheim (25), Elijah Hughes (21)
Two players had 20 points (OT):	at Georgetown, 12/16/17: Tyus Battle (29), Oshae Brissett (25)
Four players had 15 points:	Ole Miss (NIT), 3/18/2017: Taurean Thompson (18), Andrew White III (18), Tyus Battle (17), Tyler Lydon (15)
Eight players had 10+ points	E. Michigan, 12/19/16; Tyus Battle (18), John Gillon (14), Andrew White (14), DaJuan Coleman (12), Tyler Lydon (12), Tyler Roberson (11), Frank Howard (10), Taurean Thompson (10)
Seven players had 10+ points	Monmouth, 12/8/12: Brandon Triche (18), M. Carter-Williams (15), Trevor Cooney (15), C.J. Fair (14), James Southerland (14), Rakeem Christmas (11), DaJuan Coleman (11)
Six players had 10+ points	S. Carolina State, 11/22/16: Andrew White III (15), John Gillon (14), Tyler Lydon (14), Tyler Roberson (13), Taurean Thompson (12), Frank Howard (10)
Five players had 10+ points:	Dayton (NCAA), 3/19/16: Malachi Richardson (21), Tyler Lydon (14), Trevor Cooney (13), Michael Gbinije (10), Tyler Roberson (10)
Had 10+ points in 11 consecutive games	11, Elijah Hughes (3/21/2019-present)
Three players had 10+ rebounds:	Monmouth, 12/8/12: DaJuan Coleman (14), C.J. Fair (10), Baye Moussa Keita (10)
Two players had 10+ rebounds:	North Carolina, 2/21/18; Paschal Chukwu (11), Oshae Brissett (10)
Two players had 10+ reb. (OT):	at Georgetown, 12/16/17; Oshae Brissett (14), Matthew Moyer (11)
Led team in pts., rebs. and assists	Oshae Brissett, at Clemson, 3/9/2019; (15 pts., 7 rebs., 3 assists)

The Last Time That -- Team

Syracuse Team

Won in overtime:	95-91 at Duke, 1/14/19
Lost in overtime:	60-57, St. Bonaventure, 12/22/17
Played two overtimes:	90-101, at Florida State, 1/13/18
Played three overtimes:	87-85, Connecticut, 2/18/84
Played six overtimes:	127-117, vs. Connecticut (BET), 3/12/09
Won by 30+ points	97-63, at Georgia Tech, 12/7/19
Lost by 30+ points	93-60, St. John's, 12/21/16
Won by 40+ points	97-46, Bucknell, 11/23/19
Lost by 40+ points	59-122, vs. NYU, 12/15/1961
Won by 60+ points	127-67, American, 12/2/64
Scored 100 points:	105, Eastern Michigan, 12/19/16
Scored 100 points (overtime):	100, at NC State, 2/1/17
Scored 100 points in consec. games:	104, Lafayette, 12/13/93; 108, MD-Eastern Shore, 12/18/93
Scored 90 points	97, at Georgia Tech, 12/7/19
Scored 90 points (overtime):	95, at Duke OT, 1/14/19
Scored 90 points in consec. games:	98, Albany, 11/15/11; 92, Colgate, 11/19/11
Scored less than 40 points:	34, Virginia, 11/6/19
Scored 50+ in the first half:	51, Bucknell, 11/23/19
Scored 50+ in the second half	50, Georgetown, 12/8/18
Scored 60+ in the first half	60, Maine, 12/5/09
Scored 60+ in the second half	63, Charlotte, 11/26/03
Scored less than 20 in a half:	15, Virginia (2nd), 11/6/19
Gave up 100 points:	102, at Villanova, 2/7/09
Gave up 100 points (OT):	101, at Florida State, 1/13/18 (OT)
Gave up 100 points and won:	104, West Virginia, 2/11/67
Gave up 100 points and won (OT):	117, Connecticut, 3/12/09
Gave up 90 points:	93, at North Carolina, 2/26/19
Gave up 90 points (overtime):	91, at Duke (OT), 1/14/19
Gave up 90 points and won:	92 Southern Illinois, 3/17/95
Gave up 90 points and won (OT):	91 at Duke, 1/14/19
Came back from down 15+ to win	15, Georgetown, 12/8/18
Came back from down 20+ to win	20, Rutgers, 1/24/05
Gave up less than 50 points:	46, Bucknell, 11/23/19
Gave up less than 40 points:	34, E. Washington, 11/6/18
Gave up more than 45 in a half:	48, at Georgetown (1st), 12/14/19
Gave up less than 20 in a half:	16, Arkansas State, 12/22/18
Shot over 60% FG:	.620 (31-50), Florida State, 2/11/16
Shot under 32% FG:	.236 (13-55), Virginia, 11/6/19
Held opponent under 30% FG:	.263 (15-57) Bucknell, 11/23/19
Made 45+ FG:	47 vs. E. Tennessee State, 12/15/07
Made 15+ 3PT:	15, Georgia Tech, 3/4/17
Made 15+ 3PT (overtime)	15, at NC State, 2/1/17
Made 12+ 3PT:	14 at Georgetown, 12/14/19
Had 60% 3PT % (min. 10 makes)	.625 (15-24), Georgia Tech, 3/4/2017
Did not make a 3PT:	Holy Cross, 11/28/14
Attempted 50 FT:	51 vs. Connecticut (BET), 3/12/09
Attempted 40 FT:	41 vs. California (NCAA), 3/23/13
Attempted less than 6 FT	5 at Notre Dame, 1/5/19
Made 40 FT:	40 vs. Connecticut (BET), 3/12/09
Made 35 FT:	40 vs. Connecticut (BET), 3/12/09
Made less than 5 FT:	4 at Notre Dame, 1/5/19
Had 60+ rebounds:	63, Monmouth, 12/8/12
Had 50+ rebounds:	50, Toledo, 11/22/17
Had 20+ rebound margin	+22, South Carolina State, 11/22/16
Had 30+ rebound margin	+30, Kennesaw State, 11/14/14
Committed 25 fouls:	28 at Ohio State, 11/28/18
Had 30+ assists:	34, Eastern Michigan, 12/19/16
Committed less than 10 turnovers:	7, Cornell, 11/20/19
Committed 25+ turnovers:	26 vs. E. Tennessee State, 12/15/07
Forced 30-or-more turnovers:	32, Albany, 11/9/09
Had 20+ steals:	21, Albany, 11/9/09
Had 15+ blocked shots:	15, Oakland, 11/20/17
Won on last-second shot	Duke, 78-75, 2/22/17 (John Gillon 3-pt)

S

Game 1



11/9 Virginia 48
S Syracuse 34

Nov. 6 | Syracuse, N.Y. | Carrier Dome

The defending national champion Virginia Cavaliers defeated Syracuse on Atlantic Coast Conference (ACC) opening night, 48-34. Elijah Hughes' 14 points, were the most for the Orange.

"It's hard. They have guys who can guard the ball, they have shot blockers, they have good help side defense, so it's just really hard to get in a rhythm against them."

- Elijah Hughes

Virginia opened up an early 10-2 lead in the first 10 minutes of the contest. The teams shot a combined 5-for-25 from the field in that span. The Cavaliers converted only one-of-seven 3-point attempts, while the Orange missed all five of its attempts from behind the arc.

With 1:22 left in the opening half and Syracuse down by seven points, a Joseph Girard III shot from behind the arc bounced around the rim and in to bring 'Cuse back to within four. The Cavaliers took a 25-19 lead into the locker room.

With 8:32 to play, Virginia's Kody Stattman drilled a 3-point bucket to give his team a 42-27 cushion that carried the Cavaliers to victory.

Syracuse forced 16 Virginia turnovers. The Orange capitalized with 10 points off those miscues.

Visitor: Virginia (1-0)

PLAYER	FG-FGA	3G-3GA	FT-FTA	R	PF	TP	A	TO	B	S	MP
Diakite f	6-10	0-0	0-0	6	1	12	1	2	2	1	35
Clark g	3-9	2-8	2-2	11	0	10	7	3	0	1	40
Key g	3-10	0-5	1-2	10	2	7	2	2	0	2	33
Morsell g	1-6	1-6	0-0	2	2	3	1	2	1	0	26
Woldetsenae g	0-4	0-3	0-0	0	1	0	0	2	0	0	13
Huff	5-6	0-0	1-2	12	1	11	1	2	0	0	29
Stattman	2-4	1-3	0-0	3	0	5	2	1	1	0	21
McKoy	0-0	0-0	0-0	0	0	0	0	1	0	0	3
TEAM				3				1			
TOTALS	20-49	4-25	4-6	47	7	48	14	16	4	4	200

Total FG% 1st Half: 7-27 .259 2nd Half: 6-28 .214 Game: .236
3-Pt. FG% 1st Half: 11-24 .458 2nd Half: 9-25 .360 Game: .408
FT% 1st Half: 2-12 .167 2nd Half: 2-13 .154 Game: .160
FThrow% 1st Half: 1-2 .500 2nd Half: 3-4 .750 Game: .667

Home: Syracuse (0-1)

PLAYER	FG-FGA	3G-3GA	FT-FTA	R	PF	TP	A	TO	B	S	MP
Hughes f	4-14	3-10	3-5	5	2	14	1	1	1	1	40
Dolezaj f	2-8	0-2	0-0	9	3	4	2	2	0	0	40
Sidibe f	1-2	0-0	0-0	2	4	2	0	1	0	1	22
Boeheim g	3-12	1-8	0-0	2	1	7	1	1	1	1	32
Carey g	1-6	0-0	0-2	5	0	2	1	1	0	1	18
Girard III	1-6	1-4	0-0	0	1	3	2	2	0	0	22
Edwards	1-1	0-0	0-0	1	0	2	0	0	1	0	5
Guerrier	0-4	0-3	0-0	0	1	0	0	0	0	1	13
Goodine	0-2	0-2	0-0	0	0	0	0	0	0	0	8
TEAM				4				1			
TOTALS	13-55	5-29	3-7	28	12	34	7	9	3	5	200

Total FG% 1st Half: 7-27 .259 2nd Half: 6-28 .214 Game: .236
3-Pt. FG% 1st Half: 3-14 .214 2nd Half: 2-15 .133 Game: .172
FT% 1st Half: 2-5 .400 2nd Half: 1-2 .500 Game: .429

Officials: Clarence Armstrong, Doug Simons, Jamie Luckie
Technical fouls: Virginia - none, Syracuse - none
Attendance: 22,518

Score by Periods	1st	2nd	Total
Virginia	25	23	48
Syracuse	19	15	34

Game 2



S Syracuse 70
C Colgate 54

Nov. 13 | Syracuse, N.Y. | Carrier Dome

Three players in double figures carried Syracuse to its first victory of the season, a 70-54 triumph against in-state foe Colgate (1-2). Buddy Boeheim led the way with 17 points, Bourama Sidibe posted a double-double (12 points, 14 rebounds) and Elijah Hughes added 14.

"I thought we really located shooters well. We were flying around and we contested a lot of hard shots. We were rebounding really well and trying to push the tempo."

- Buddy Boeheim

Three early 3-pointers from the visitors helped Colgate to an early 9-1 advantage. Syracuse was unable to secure its first field goal until 6:07 into the contest, on a layup from Sidibe.

Five straight points from Hughes, and a jumper from the top of the key from Joseph Girard III opened a 24-18 lead for the Orange. Three made free throws from Marek Dolezaj and jumpers from Hughes and Boeheim propelled 'Cuse to a 31-25 lead at the break.

Syracuse came to life early in the second half, after Dolezaj threw down a two-handed slam to give the home team a 10-point advantage. Hughes' third 3-point make of the game pushed his team's lead to 51-31 with just over 10 minutes remaining in regulation. Boeheim added another long-range bucket three minutes later to give 'Cuse a 58-34 lead, its largest of the night.

Visitor: Colgate (1-2)

PLAYER	FG-FGA	3G-3GA	FT-FTA	R	PF	TP	A	TO	B	S	MP
Rayman f	2-9	1-2	0-0	8	3	5	2	1	0	1	31
Ivanaskas f	2-10	0-3	1-3	9	3	5	6	3	2	0	31
Burns g	4-12	4-10	0-0	2	1	12	0	3	1	2	32
Cummings g	3-11	2-9	2-2	1	1	10	1	0	0	1	35
Richardson g	2-8	2-8	0-0	2	4	6	3	5	0	1	29
Ferguson	2-6	2-6	0-0	1	0	6	1	1	0	1	12
Maynard	2-3	2-3	0-0	0	1	6	0	0	0	0	9
Records	0-0	0-0	2-2	1	1	2	1	0	1	0	5
Light	1-1	0-0	0-0	0	0	2	0	0	0	0	2
Moffatt	0-0	0-0	0-0	2	0	0	0	2	0	0	12
Williams	0-0	0-0	0-0	0	0	0	0	0	0	0	2
TEAM				5							
TOTALS	18-60	13-41	5-7	31	14	54	14	15	4	6	200

Total FG% 1st Half: 9-28 .321 2nd Half: 9-32 .281 Game: .300
3-Pt. FG% 1st Half: 6-21 .286 2nd Half: 7-20 .350 Game: .317
FT% 1st Half: 1-2 .500 2nd Half: 4-5 .800 Game: .714

Home: Syracuse (1-1)

PLAYER	FG-FGA	3G-3GA	FT-FTA	R	PF	TP	A	TO	B	S	MP
Hughes f	5-11	3-6	1-2	3	1	14	8	3	1	2	36
Dolezaj f	2-3	0-0	3-4	6	2	7	1	0	1	2	24
Sidibe f	6-6	0-0	0-2	14	3	12	0	2	1	0	27
Boeheim g	7-14	3-5	0-0	6	0	17	2	1	1	2	33
Carey g	0-2	0-0	1-2	1	1	1	0	2	0	0	5
Girard III	2-6	1-4	0-0	0	0	5	4	1	0	3	19
Guerrier	2-5	0-1	1-1	2	2	5	1	2	2	0	13
Edwards	2-3	0-0	0-0	1	1	4	0	0	0	0	12
Washington	1-2	0-1	1-1	2	0	3	2	1	0	0	7
Goodine	1-1	0-0	0-0	2	0	2	0	0	0	0	16
Braswell	0-2	0-0	0-0	2	1	0	0	1	0	0	8
TEAM				3				1			
TOTALS	28-55	7-17	7-12	42	11	70	20	14	6	9	200

Total FG% 1st Half: 12-28 .429 2nd Half: 16-27 .593 Game: .509
3-Pt. FG% 1st Half: 3-8 .375 2nd Half: 4-9 .444 Game: .412
FT% 1st Half: 4-8 .500 2nd Half: 3-4 .750 Game: .583

Officials: Trey Styons, Mike Roberts, Lee Cassell
Technical fouls: Colgate - none, Syracuse - none
Attendance: 21,281

Score by Periods	1st	2nd	Total
Colgate	25	29	54
Syracuse	31	39	70

Game 3



S Syracuse 89
U Seattle 67

Nov. 16 | Syracuse, N.Y. | Carrier Dome

In his first career start, freshman guard Joseph Girard III tallied 24 points and led Syracuse to an 89-67 victory against Seattle (2-3). Four other Orange finished in double figures -- Marek Dolezaj (19), Elijah Hughes (15), Quincy Guerrier (14) and Buddy Boeheim (10).

The scoring was plentiful early, as the teams made 18-of-31 combined field-goal attempts in the first 12 minutes of the game.

"When we have our spacing and get into the lane and get guys open, that's when we're at our best. We made a lot of shots in that first half for sure, and we made a lot in the second half as well."

- Joe Girard

A two-handed slam from Guerrier ignited the Dome crowd and gave the Orange a 16-point lead with 6:41 remaining. Two minutes later, Hughes blocked an attempt from Seattle's Myles Carter, sending Syracuse on a fast break that was capped off by a Girard 3-ball. The freshman paced the Orange with 13 points in the first half and his team took an 18-point lead into the locker room, 44-26.

Trailing 44-26 entering the second half, the Redhawks made six of seven three pointers in the first seven and a half minutes to cut the 'Cuse lead to 11.

Following the Seattle surge, the Orange regained its command and rebuilt its lead to as large as 22 points.

Visitor: Seattle (2-2)

PLAYER	FG-FGA	3G-3GA	FT-FTA	R	PF	TP	A	TO	B	S	MP
Brown g	10-24	1-3	2-3	7	4	23	3	1	0	1	39
Jones g	4-11	0-0	2-2	10	1	10	0	3	0	0	35
Carter f	4-11	0-0	2-2	10	1	10	0	3	0	0	35
Means g	1-8	1-7	2-2	2	3	5	5	3	0	4	31
Dallas c	1-1	0-0	1-1	1	4	3	0	2	0	0	9
Nettles	2-3	2-3	1-1	3	1	7	3	2	0	1	23
Hopkins	1-1	0-0	2-2	1	0	4	0	0	0	0	4
Da Campo	1-1	1-1	0-0	3	5	3	3	0	0	2	19
Hundal	0-1	0-1	0-0	2	1	0	0	0	0	0	8
Economou	0-3	0-3	0-0	0	3	0	0	0	0	0	7
Hauge	0-0	0-0	0-0	0	0	0	0	1	0	0	2
Pinskus	0-0	0-0	0-0	0	0	0	0	0	0	0	2
TEAM				0							
TOTALS	23-62	8-25	13-14	30	26	67	14	13	0	8	200

Total FG% 1st Half: 9-33 .273 2nd Half: 14-29 .483 Game: .371
3-Pt. FG% 1st Half: 1-12 .083 2nd Half: 7-13 .539 Game: .320
FT% 1st Half: 7-7 1.000 2nd Half: 6-7 .857 Game: .929

Home: Syracuse (2-1)

PLAYER	FG-FGA	3G-3GA	FT-FTA	R	PF	TP	A	TO	B	S	MP
Girard III g	7-8	5-6	5-5	5	3	24	2	3	0	2	31
Dolezaj f	7-8	0-0	5-10	2	2	19	4	0	0	3	37
Hughes f	6-13	2-8	1-1	6	3	15	4	3	2	1	40
Boeheim g	3-9	2-7	2-2	2	1	10	4	1	0	1	34
Sidibe f	2-2	0-0	3-4	6	3	7	1	2	1	0	20
Guerrier	3-5	0-2	8-14	7	0	14	0	1	1	0	17
Goodine	0-2	0-0	0-0	2	2	0	3	3	0	1	13
Edwards	0-0	0-0	0-0	3	2	0	0	1	0	0	6
Paul	0-0	0-0	0-0	0	0	0	0	0	0	0	1
Belbey	0-0	0-0	0-0	0	0	0	0	0	0	0	1
TEAM				3				0			
TOTALS	28-47	9-23	24-36	36	16	89	18	14	4	8	200

Total FG% 1st Half: 15-24 .625 2nd Half: 13-23 .565 Game: .596
3-Pt. FG% 1st Half: 7-14 .500 2nd Half: 2-9 .222 Game: .391
FT% 1st Half: 7-12 .583 2nd Half: 17-24 .708 Game: .667

Officials: Lamar Simpson, James Breeding, Bert Smith
Technical fouls: Syracuse - none, Seattle - none
Attendance: 21,487

Score by Periods	1st	2nd	Total
Seattle U	26	41	67
Syracuse	44	45	89

SYRACUSE

Game 4



Syracuse 72
Cornell 53

Nov. 20 | Syracuse, N.Y. | Carrier Dome

Syracuse defeated Cornell in the "Battle of the Boeheim's" on Wednesday night. Orange coach Jim Boeheim benefited from Buddy Boeheim's 16 points in overcoming the game-high 25 points Cornell received from Jimmy Boeheim.

"Just being with Jimmy is really special. I grew up looking up to him, he gave me that competitive edge and never let me beat him in whatever we did. I always wanted to be better than him and tried to be at the level he was at."

- Buddy Boeheim

Shots were not falling for either side during the first half, and Cornell outscored the Orange 16-10 in 14:29 before the break. Syracuse went to the locker room with a 26-25 lead, behind Buddy Boeheim's 10 points.

The Syracuse offense picked up to start the second half. Marek Dolezaj made three baskets in the first six minutes to help push the Syracuse lead to six with 14:43 to go in regulation. The Orange took control of the glass, outrebounding the Big Red, 8-4, in the first eight minutes after halftime.

Ahead 57-46, Hughes and Boeheim knocked down consecutive three-pointers to put the Orange up by 14 points with 2:46 left in the game. Hughes knocked down another 3-point strike, increasing the lead to 15 with a minute and a half to play, sealing the third straight Syracuse victory.

Visitor: Cornell (1-4)

PLAYER	FG-FGA	3G-3GA	FT-FTA	R	PF	TP	A	TO	B	S	MP
Boeheim f	7-16	2-7	9-11	2	0	25	2	1	0	0	35
Warren f	1-1	0-0	4-6	2	4	6	2	3	0	0	31
McCarthy f	1-5	1-5	0-1	3	2	3	0	0	1	0	24
Knapp g	1-3	0-1	0-0	1	0	2	0	0	0	0	15
McBride g	0-3	0-3	0-0	0	2	0	5	0	0	0	33
Jones	3-7	3-7	6-7	5	2	15	1	1	0	1	25
Voss	1-2	0-1	0-0	1	1	2	0	0	0	0	13
Noll	0-2	0-2	0-0	3	0	0	1	1	0	1	11
Dickson	0-0	0-0	0-0	1	2	0	0	0	0	0	10
Filien	0-0	0-0	0-0	0	0	0	0	0	0	0	1
Dolan	0-1	0-1	0-0	0	0	0	0	0	0	0	1
Mack	0-0	0-0	0-0	0	0	0	0	0	0	0	1
TEAM				2			3				
TOTALS	14-40	6-27	19-25	24	13	53	11	9	1	4	200

Total FG%	1st Half: 8-23 .347	2nd Half: 6-17 .353	Game: .350
3-Pt. FG%	1st Half: 3-16 .188	2nd Half: 3-11 .273	Game: .222
FThrow%	1st Half: 6-6 1.000	2nd Half: 13-19 .684	Game: .760

Home: Syracuse (3-1)

PLAYER	FG-FGA	3G-3GA	FT-FTA	R	PF	TP	A	TO	B	S	MP
Hughes f	7-14	3-6	5-7	3	2	22	7	0	0	0	38
Dolezaj f	3-4	0-0	0-2	8	5	6	2	1	0	0	34
Sidibe f	3-3	0-0	0-0	4	4	6	1	0	0	0	30
Boeheim g	6-18	4-13	0-0	2	1	16	3	0	0	1	37
Girard III g	2-8	2-7	3-3	6	1	9	4	3	0	1	36
Guerrier	3-5	1-1	3-4	5	3	10	0	2	0	0	16
Goodine	1-1	0-0	1-2	0	0	3	1	1	0	0	7
Edwards	0-0	0-0	0-0	0	0	0	0	0	0	0	2
TEAM				7							
TOTALS	25-53	10-27	12-18	35	16	72	18	7	0	2	200

Total FG%	1st Half: 10-28 .357	2nd Half: 15-25 .600	Game: .472
3-Pt. FG%	1st Half: 4-14 .286	2nd Half: 6-13 .462	Game: .370
FThrow%	1st Half: 2-2 1.000	2nd Half: 10-16 .625	Game: .667

Officials: Greg Evans, Mike Stephens, Mike Eades
Technical fouls: Cornell - none, Syracuse - none
Attendance: 21,123

Score by Periods	1st	2nd	Total
Cornell	25	28	53
Syracuse	26	46	72

Game 5



Syracuse 97
Bucknell 46

Nov. 23 | Syracuse, N.Y. | Carrier Dome

A career-high 22 points from Buddy Boeheim led the way in Syracuse's 97-46 victory against Bucknell. The victory was the Orange's fourth straight this season.

"We played well. We made shots. That was the biggest thing from today. I'm just trying to be a complete basketball player."

- Elijah Hughes

Along with Boeheim's 22, Elijah Hughes provided 21, Joseph Girard III added 12 and freshman Jesse Edwards had a career-high 10 points off the bench.

Eight of the first 10 Orange points in the contest came from Hughes as Syracuse built a 10-5 lead. Hughes stayed hot as the half went on, burying two more 3-pointers to push the Orange lead to 31-12 with 9:30 remaining in the half. He ended the half with 16 points, four rebounds and three assists.

The Orange forced 13 Bison turnovers in the first half and converted them into 19 points.

Syracuse put together a 12-0 run early in the second half to push its lead to 37. Boeheim hit back-to-back 3-pointers in the stretch. Eventually, the Orange margin swelled to as many 53 points, and Syracuse outscored Bucknell after the break, 46-20.

Visitor: Bucknell (2-4)

PLAYER	FG-FGA	3G-3GA	FT-FTA	R	PF	TP	A	TO	B	S	MP
Moore f	6-9	0-0	5-7	5	2	17	0	2	0	1	21
Sotos g	2-5	1-4	2-2	4	1	7	4	2	0	2	27
Newman c	0-4	0-0	4-6	5	2	4	0	2	0	1	19
Funk g	1-5	1-5	0-0	1	0	3	2	0	1	1	25
Toomer g	1-8	1-4	0-0	0	2	3	1	4	0	0	21
Meeks	2-5	0-1	0-0	1	1	4	0	4	0	0	19
Spear	1-6	0-1	0-0	5	1	2	0	1	1	0	17
Ellis	1-7	0-5	0-0	0	2	2	2	3	0	1	15
Rice	0-2	0-1	2-2	2	0	2	1	2	0	0	14
van der Heijden	1-3	0-1	0-0	0	1	2	0	2	0	0	6
Robertson	0-3	0-2	0-0	3	1	0	0	0	0	0	12
Rhodes	0-0	0-0	0-0	0	0	0	0	0	0	0	2
Timmerman	0-0	0-0	0-0	0	0	0	0	1	0	0	2
TEAM				6							
TOTALS	15-57	3-24	13-17	32	13	46	10	23	2	6	200

Total FG%	1st Half: 9-27 .333	2nd Half: 6-30 .200	Game: .263
3-Pt. FG%	1st Half: 3-13 .231	2nd Half: 0-11 .000	Game: .125
FThrow%	1st Half: 5-7 .714	2nd Half: 8-10 .800	Game: .765

Home: Syracuse (4-1)

PLAYER	FG-FGA	3G-3GA	FT-FTA	R	PF	TP	A	TO	B	S	MP
Boeheim g	8-12	6-8	0-0	0	0	22	4	0	2	2	23
Hughes f	7-12	5-10	2-2	6	1	21	5	3	2	1	26
Girard III g	4-6	2-4	2-2	0	0	12	6	1	1	2	21
Sidibe c	3-5	0-0	3-4	9	2	9	0	0	2	1	19
Dolezaj f	2-4	0-0	2-2	7	2	6	3	0	3	2	24
Edwards	5-5	0-0	0-0	5	1	10	0	1	2	0	14
Guerrier	4-8	0-2	0-1	8	2	8	1	3	2	1	24
Goodine	3-7	0-2	0-0	2	3	6	1	3	1	3	20
Washington	1-4	1-1	0-0	1	0	3	3	1	0	0	12
Braswell	0-2	0-1	0-0	2	1	0	0	0	0	2	9
Paul	0-1	0-1	0-0	0	0	0	0	0	0	0	2
LaValle	0-0	0-0	0-0	0	0	0	0	2	1	0	2
Belbey	0-0	0-0	0-0	0	0	0	0	0	0	0	2
Giancola	0-0	0-0	0-0	0	0	0	0	0	0	0	2
TEAM				4				1			
TOTALS	37-66	14-29	9-11	44	12	97	25	15	13	14	200

Total FG%	1st Half: 18-31 .581	2nd Half: 19-35 .543	Game: .561
3-Pt. FG%	1st Half: 8-17 .471	2nd Half: 6-12 .500	Game: .483
FThrow%	1st Half: 7-9 .778	2nd Half: 2-2 1.000	Game: .818

Officials: Jeff Pon, Lee Cassell, Jamie Luckie
Technical fouls: Cornell - none, Syracuse - none
Attendance: 17,181

Score by Periods	1st	2nd	Total
Bucknell	26	20	46
Syracuse	51	46	97

Game 6



Oklahoma State 86
Syracuse 72

Nov. 27 | Brooklyn, N.Y. | Barclays Center

The four-game winning streak for Syracuse came to an end as the Orange were defeated, 86-72, by Oklahoma State in the NIT Season Tip-Off. Elijah Hughes posted a career-high 28 points in the loss.

"I thought we fought about as hard as we could but when we don't shoot a little better from the field and we miss that many free throws it's not going to be a good outcome for us."

- Coach Jim Boeheim

The Orange fell into an early 11-0 hole. Marek Dolezaj hit two free throws 3:03 into the action to get Syracuse on the board and Joseph Girard III added three points from the line shortly after.

The Orange answered with a 10-0 run capped off by a Buddy Boeheim 3-pointer. Hughes began to heat up, knocking down a 3-ball to tie the score at 13 and giving 'Cuse its first lead of the night, 15-14, with a pair of free throws.

Oklahoma State led by as many as 19 points before the Orange rattled off a 9-0 run to make the score 58-48 with 11:44 to play. Girard logged five points in that span, including a 3-point strike. Oklahoma State led 66-51 with 8:54 to play, and a 3-pointer from senior Thomas Dziagwa made the score 69-52, 13 seconds later.

The Orange decreased the gap to 13, but the Cowboys ultimately cruised to the 14-point victory.

Visitor: Oklahoma State (6-0)

PLAYER	FG-FGA	3G-3GA	FT-FTA	R	PF	TP	A	TO	B	S	MP
Likekele g	8-11	1-1	9-10	5	1	26	8	3	0	5	35
Anei f	6-9	0-0	7-8	8	4	19	0	1	2	2	24
Dziagwa g	5-12	4-11	2-2	3	1	16	2	0	0	1	32
McGriff f	3-4	1-2	0-0	8	5	7	2	4	0	0	26
Waters III g	1-4	0-2	2-2	3	4	4	0	4	0	2	27
Harris Jr.	3-7	3-7	0-0	3	0	9	2	2	0	0	18
Boone, Kal.	1-2	0-0	0-0	1	2	2	0	1	0	0	8
Laurent	0-0	0-0	2-2	0	1	2	0	1	0	0	2
Roessink	0-2	0-1	1-4	1	3	1	1	2	0	0	17
Anderson III	0-4	0-2	0-0	4	2	0	2	2	0	2	9
Boone, Key.	0-0	0-0	0-0	0	1	0	0	0	0	0	2
TEAM				3			2				
TOTALS	27-55	9-26	23-28	39	24	86	17	20	2	12	200

Total FG%	1st Half: 13-26 .500	2nd Half: 14-29 .483	Game: .491
3-Pt. FG%	1st Half: 5-15 .333	2nd Half: 4-11 .364	Game: .346
FThrow%	1st Half: 12-17 .706	2nd Half: 11-11 1.000	Game: .821

Home: Syracuse (4-2)

PLAYER	FG-FGA	3G-3GA	FT-FTA	R	PF	TP	A	TO	B	S	MP
Hughes f	8-15	5-10	7-8	4	4	28	1	2	1	0	33
Girard III g	3-11	1-7	5-5	2	4	12	9	5	0	3	35
Boeheim g	2-11	1-7	3-4	1	1	8	3	2	0	0	29
Dolezaj f	1-3	0-1	5-10	2	4	7	1	3	0	3	34
Sidibe c	3-7	0-0	0-0	9	4	6	0	2	0	1	21
Guerrier	0-2	0-1	4-6	6	3	4	0	2	1	1	19
Goodine	1-4	0-3	1-2	2	0	3	0	1	0	1	12
Braswell	1-1	0-1	0-0	0	0	3	0	0	0	0	7
Edwards	0-1	0-0	1-2	1	0	1	0	0	0	0	6
Washington	0-1	0-1	0-0	1	0	0	0	0	0	0	4
TEAM				3							
TOTALS	19-56	8-31	26-37	31	20	72	14	17	2	9	200

Total FG%	1st Half: 7-25 .280	2nd Half: 12-31 .387	Game: .339
3-Pt. FG%	1st Half: 4-13 .308	2nd Half: 4-18 .222	Game: .258
FThrow%	1st Half: 13-18 .722	2nd Half: 13-19 .684	Game: .703

Officials: A.J. Desai, Lamar Simpson, Mike Stephens
Technical fouls: Oklahoma State - none, Syracuse - none
Attendance: 4,114

Score by Periods	1st	2nd	Total
Oklahoma State	43	43	86
Syracuse	31	41	72

Game 7



	Penn State	85
	Syracuse	64

Nov. 29 | Brooklyn, N.Y. | Barclays Center

A tough shooting night and a one-sided battle on the boards left Syracuse (4-3) with its second straight loss, falling to Penn State (6-1), 84-65, Friday night at the Barclays Center. The Nittany Lions earned third place in the NIT Season Tip-Off tournament with the win.

"We're not making some of the shots we need to make, but the bottom line of this game is we have to rebound the ball."

- Coach Jim Boeheim

Penn State grabbed four quick offensive boards in the early-going and sophomore guard Myreon Jones drilled two of his first three 3-pointers to give his team a 10-5 advantage. The Nittany Lions built a 12-2 scoring run in the next five minutes of play, and led 22-9 early on.

Hughes began to ignite the 'Cuse offense, nailing two 3-pointers of his own and going 4-for-5 from the charity stripe. Hughes ended the half with 10 points, three rebounds and three assists. Penn State led 34-27 at half.

The Orange started strong in the second half, tying the game at 35 thanks to an 8-1 run. Hughes tied the score with an emphatic two-handed slam and Joseph Girard III added four points and two steals in the stretch.

With a 63-56 cushion, the Nittany Lions' 11-4 run was enough to put the Orange out of reach. A 3-ball from freshman Seth Lundy and field goals from seniors Mike Watkins and Lamar Stevens gave Penn State a 74-60 edge with 2:21 to go in the contest. The Nittany Lions cruised from that point to the 21-point victory.

Visitor: Penn State (6-1)

PLAYER	FG-FGA	3G-3GA	FT-FTA	R	PF	TP	A	TO	B	S	MP
Stevens f	6-12	1-4	7-8	7	4	20	4	3	0	1	27
Jones, M.g	4-13	3-8	5-6	10	2	16	3	2	0	0	37
Watkins f	5-13	0-0	5-10	16	4	15	1	3	4	2	31
Dread g	2-9	2-8	0-0	3	3	6	3	1	0	0	18
Wheeler g	1-2	0-1	2-4	7	1	4	3	2	0	2	34
Jones, C.	5-10	3-7	1-2	2	2	14	4	0	0	0	26
Lundy	4-8	1-2	1-1	4	3	10	0	1	0	1	15
Harrar	0-0	0-0	0-0	0	1	0	0	0	0	0	7
Brookington	0-0	0-0	0-0	2	1	0	0	1	0	0	4
Hazle	0-0	0-0	0-0	0	0	0	0	0	0	0	1
TEAM				6				1			
TOTALS	27-67	10-30	21-31	57	21	85	18	14	4	6	200

Total FG%	1st Half: 11-34 .324	2nd Half: 16-33 .485	Game: .403
3-Pt. FG%	1st Half: 4-16 .250	2nd Half: 6-14 .429	Game: .333
F Throw%	1st Half: 8-12 .667	2nd Half: 13-19 .684	Game: .677

Home: Syracuse (4-3)

PLAYER	FG-FGA	3G-3GA	FT-FTA	R	PF	TP	A	TO	B	S	MP
Hughes f	3-11	2-7	11-13	4	3	19	4	1	2	2	40
Boeheim g	5-16	3-8	1-3	1	1	14	1	3	0	0	39
Dolezaj f	3-4	0-0	4-8	5	5	10	2	1	0	1	31
Girard III g	1-9	0-4	4-5	2	1	6	7	2	0	2	32
Sidibe c	1-3	0-0	0-0	1	5	2	0	0	0	1	17
Guerrier	5-9	1-2	2-4	10	3	13	0	3	0	1	31
Goodine	0-2	0-1	0-0	0	2	0	0	2	0	1	9
Braswell	0-0	0-0	0-0	0	1	0	0	0	0	0	1
TEAM				5							
TOTALS	18-54	6-22	22-33	28	21	64	14	12	2	8	200

Total FG%	1st Half: 9-26 .346	2nd Half: 9-28 .321	Game: .333
3-Pt. FG%	1st Half: 4-8 .500	2nd Half: 2-14 .143	Game: .273
F Throw%	1st Half: 5-10 .500	2nd Half: 17-23 .739	Game: .667

Officials: Owen Shortt, Antinio Petty, Tim Clougherty
Technical fouls: Penn State - none, Syracuse - none
Attendance: 20,884

Score by Periods	1st	2nd	Total
Penn State	34	51	85
Syracuse	27	37	64

Game 8



	Iowa	68
	Syracuse	54

Dec. 3 | Syracuse, N.Y. | Carrier Dome

Iowa (6-2) handed Syracuse (4-4) its third straight loss, 68-54, in a Big Ten/ACC Challenge matchup Tuesday night in the Carrier Dome. Marek Dolezaj's 12 points led the Orange, followed by Elijah Hughes who scored 10.

"You just have to forget about it. We just need to come back, play defense and keep adding baskets. We need to start moving the ball and play better."

- Marek Dolezaj

Coach Jim Boeheim's famous zone defense proved to be effective to start the contest, as the Orange forced four Hawkeye turnovers in the opening three minutes. Joseph Girard III swiped the ball twice in that span. 'Cuse cashed in on the takeaways, scoring eight fast-break points in the early going, compared to two for Iowa.

In the closing moments of a back-and-forth first half, Buddy Boeheim knocked down a 3-point shot to put the Orange on top 26-25. Dolezaj added a make from the perimeter and Iowa went to the break with a 30-29 advantage. Five different Orange players scored points in the first 20 minutes, Dolezaj leading the way with 10. Bourama Sidibe grabbed five boards to top the squad.

Luke Garza and Jordan Bohannon each buried 3-balls to push the Hawkeye lead to six out of the gates in the second half. Iowa hit seven of its first 10 field goals out of the intermission and outscored Syracuse 26-9 in 11 minutes of play, leading by as many as 18.

The Hawkeyes hit 11 3-point shots. Syracuse finished with six makes from the perimeter.

Visitor: Iowa (6-2)

PLAYER	FG-FGA	3G-3GA	FT-FTA	R	PF	TP	A	TO	B	S	MP
Garza c	9-15	1-1	4-5	9	1	23	2	2	0	1	36
Bohannon g	6-15	5-14	0-0	1	3	17	1	1	0	1	37
Wieskamp g	5-12	3-8	0-0	9	0	13	4	2	1	3	36
McCaffery f	2-6	1-4	0-0	5	2	5	4	0	0	1	36
Kriener f	1-3	0-0	0-0	5	3	2	2	2	0	1	14
Toussaint	2-7	0-4	1-2	2	3	5	2	1	0	2	13
Evelyn	1-3	1-3	0-0	1	1	3	1	2	0	1	18
Till	0-0	0-0	0-1	3	2	0	1	0	0	0	10
TEAM				2				2			
TOTALS	26-61	11-34	5-8	37	15	68	17	12	1	10	200

Total FG%	1st Half: 11-32 .344	2nd Half: 15-29 .517	Game: .426
3-Pt. FG%	1st Half: 5-18 .278	2nd Half: 6-16 .375	Game: .324
F Throw%	1st Half: 3-5 .600	2nd Half: 2-3 .667	Game: .625

Home: Syracuse (4-4)

PLAYER	FG-FGA	3G-3GA	FT-FTA	R	PF	TP	A	TO	B	S	MP
Dolezaj f	4-6	1-1	3-4	4	3	12	2	3	0	1	29
Hughes f	3-13	3-5	1-2	7	0	10	2	4	2	1	40
Sidibe c	3-4	0-0	2-5	8	3	8	0	2	0	0	27
Boeheim g	2-10	1-5	2-2	1	2	7	3	2	0	0	30
Girard III g	2-8	0-4	2-2	3	0	6	4	1	0	2	29
Washington	2-3	1-2	0-0	0	0	5	1	1	0	1	6
Guerrier	2-5	0-2	0-0	7	4	4	0	1	0	1	22
Edwards	1-1	0-0	0-0	0	2	0	0	0	0	0	3
Goodine	0-2	0-2	0-0	0	1	0	1	2	0	0	14
TEAM				6							
TOTALS	19-52	6-21	10-15	36	13	54	13	16	2	6	200

Total FG%	1st Half: 10-27 .370	2nd Half: 9-25 .360	Game: .365
3-Pt. FG%	1st Half: 4-12 .333	2nd Half: 2-9 .222	Game: .286
F Throw%	1st Half: 5-8 .625	2nd Half: 5-7 .714	Game: .667

Officials: Wally Retecki, Brian Dorsey, Ted Valentine
Technical fouls: Iowa - none, Syracuse - none
Attendance: 20,884

Score by Periods	1st	2nd	Total
Iowa	30	38	68
Syracuse	29	25	54

Game 9



	Syracuse	97
	Georgia Tech	63

Dec. 7 | Atlanta, GA | McCamish Pavilion

Redshirt junior Elijah Hughes and sophomore Buddy Boeheim recorded career highs in points to lead Syracuse to a 97-63 victory at Georgia Tech on Saturday. The win was the first for the Orange in ACC play this season and snaps a three-game losing streak.

"I saw the first two or three go in and I just felt good after that. I really felt like every shot I shot was going in."

- Elijah Hughes

Syracuse's performance wasn't just one of the best of the season, but one of its most dominating since joining the ACC in 2013-14. The 97 points and 34-point margin of victory are the most for the Orange against an ACC opponent.

The teams traded baskets before Hughes' second 3-pointer of the game at the 18:41 mark sparked Syracuse on a 23-5 scoring run. The five-minute stretch gave the Orange a commanding, 23-7 lead. Hughes scored 14 of his 26 first-half points during the offensive outburst. Syracuse took a 48-28 lead into the locker room at halftime.

Boeheim got Syracuse off on the right foot in the second half as he scored the Orange's first 11 points after intermission. The shooting spree helped the Orange increase their advantage to 27, 59-32, at the first media timeout. Syracuse continued to pull away and led by as many as 37 points in the 97-63 victory.

Visitor: Syracuse (5-4)

PLAYER	FG-FGA	3G-3GA	FT-FTA	R	PF	TP	A	TO	B	S	MP
Hughes f	10-15	6-11	7-7	5	1	33	4	3	1	1	34
Boeheim g	8-15	6-13	4-4	1	3	26	3	3	0	1	33
Dolezaj f	3-6	0-0	5-6	8	3	11	3	1	3	3	30
Girard III g	3-7	2-5	2-2	3	1	10	4	3	0	1	22
Sidibe c	2-4	0-0	1-3	9	4	5	0	2	1	5	28
Edwards	3-3	0-0	1-2	3	1	7	0	0	1	0	7
Goodine	0-0	0-0	3-4	0	0	3	0	0	0	1	4
Washington	0-2	0-2	2-2	2	1	2	8	1	0	1	17
Guerrier	0-3	0-1	0-0	2	5	0	1	3	0	0	12
Braswell	0-1	0-1	0-0	2	0	0	0	1	0	1	8
Belbey	0-1	0-0	0-0	0	0	0	0	0	0	0	2
Paul	0-0	0-0	0-0	0	0	0	0	0	0	0	1
Lavalle	0-0	0-0	0-0	0	0	0	0	0	0	0	1
Giancola	0-0	0-0	0-0	0	0	0	0	0	0	0	1
TEAM				5							
TOTALS	29-57	14-33	25-30	40	19	97	23	17	6	14	200

Total FG%	1st Half: 14-32 .438	2nd Half: 15-25 .600	Game: .509
3-Pt. FG%	1st Half: 7-20 .350	2nd Half: 7-13 .538	Game: .424
F Throw%	1st Half: 13-16.813	2nd Half: 12-14 .857	Game: .833

Home: Georgia Tech (4-3)

PLAYER	FG-FGA	3G-3GA	FT-FTA	R	PF	TP	A	TO	B	S	MP
Wright f	8-17	0-0	1-5	9	4	17	1	4	1	2	28
Parham g	4-11	3-9	0-0	1	2	11	3	4	0	1	34
Banks III c	3-6	0-0	2-3	3	5	8	0	1	0	0	24
Moore f	2-4	2-3	2-5	2	5	8	6	2	0	1	23
Devoe g	2-12	1-5	2-4	0	1	7	6	3	0	2	38
Price	2-5	1-4	0-0	2	1	5	2	2	0	0	26
Cole	2-6	0-0	1	6	2	4	0	2	0	1	16
Phillips	1-2	1-2	0-0	0	0	3	1	1	1	1	11
TEAM				7							
TOTALS	24-63	8-23	7-18	30	20	63	19	19	2	8	200

Total FG%	1st Half: 12-32 .375	2nd Half: 12-31 .387	Game: .381
3-Pt. FG%	1st Half: 3-9 .333	2nd Half: 5-14 .357	Game: .348
F Throw%	1st Half: 1-5 .200	2nd Half: 6-13 .462	Game: .389

Officials: Jerry Heater, Doug Shows, Lee Cassell
Technical fouls: Syracuse - none, Georgia Tech - none
Attendance: 5,743

Score by Periods	1st	2nd	Total
Syracuse	48	49	97
Georgia Tech	28	35	63

Game 10 FOX

G Georgetown 89
S Syracuse 79

Dec. 14 | Washington, D.C. | Capital One Arena

In the latest chapter of one of college basketball's most storied rivalries, Georgetown (7-3) defeated Syracuse (5-5, 1-1 ACC), 89-79, Saturday afternoon. It was the 95th meeting between the former BIG EAST rivals and the Orange now lead the series 51-44.

"I think by far this is the best team we've seen from Georgetown in the past few years. I thought we fought hard. We came back, we kept doing things but we really couldn't get stops at the other end when we needed to."

- Coach Jim Boeheim

After not scoring in the first half, Buddy Boeheim exploded for 25 points in the second. The sophomore finished 7-for-13 from 3-point range and 9-18 from the field.

A 14-2 Hoya burst to close the half put them on top, 48-36, headed into the locker room. Georgetown's Mac McClung led all players with 21 points in the first 20 minutes and provided nine straight points, including a 3-pointer, during his team's push.

Hughes and Marek Dolezaj each ended the first half in double figures. Hughes led the way with 18 points, shooting 7-11 from the field and knocking down three shots from beyond the arc. Dolezaj made five of his first six field goals and went to the break with 10 points. Each player had a team-high three assists.

Georgetown center Omer Yurtseven's dunk with 2:46 left to play pushed the Hoya lead to 82-68. Syracuse would get within 8 points thanks to two more 3-balls from Boeheim, but Georgetown held on for the 89-79 victory.

Visitor: Syracuse (5-5)

PLAYER	FG-FGA	3G-3GA	FT-FTA	R	PF	TP	A	TO	B	S	MP
Boeheim	9-18	7-13	0-0	2	5	25	3	1	0	0	36
Hughes f	8-18	3-9	2-5	6	1	21	9	2	0	1	40
Girard III g	5-11	4-9	2-2	4	3	16	2	3	0	0	35
Dolezaj f	6-9	0-0	1-2	9	5	13	4	2	0	0	35
Sidibe c	1-2	0-0	0-0	5	4	2	0	1	3	1	28
Washington	1-2	0-0	0-0	2	0	2	0	1	0	0	10
Edwards	0-0	0-0	0-0	0	3	0	0	0	0	0	11
Guerrier	0-2	0-2	0-0	3	0	0	1	1	0	1	11
TEAM											
TOTALS	30-62	14-32	5-9	29	23	79	18	12	3	2	200

Total FG%	1st Half: 15-30 .500	2nd Half: 15-32 .469	Game: .484
3-Pt. FG%	1st Half: 5-13 .385	2nd Half: 9-19 .474	Game: .438
F Throw%	1st Half: 1-3 .333	2nd Half: 4-6 .667	Game: .556

Home: Georgetown (7-3)

PLAYER	FG-FGA	3G-3GA	FT-FTA	R	PF	TP	A	TO	B	S	MP
McClung g	7-16	3-8	9-10	4	2	26	2	0	0	1	36
Yurtsevinc	7-13	0-0	5-7	9	4	19	1	6	0	0	34
Mosely g	5-8	4-6	2-3	7	1	16	5	0	1	1	36
Allen g	3-5	0-0	8-11	2	4	14	6	2	0	2	38
Pickett f	2-8	1-3	0-0	9	3	5	2	2	0	1	25
Blair	3-8	3-8	0-0	3	0	9	3	0	0	0	17
Wahab	0-1	0-0	0-0	4	0	0	1	1	1	0	8
Edwards	0-2	0-0	0-0	1	0	0	0	0	0	0	6
TEAM				2							
TOTALS	27-61	11-25	24-31	41	14	89	20	11	2	5	200

Total FG%	1st Half: 13-30 .433	2nd Half: 14-31 .452	Game: .443
3-Pt. FG%	1st Half: 7-12 .583	2nd Half: 4-13 .308	Game: .440
F Throw%	1st Half: 15-19 .790	2nd Half: 9-12 .750	Game: .774

Officials: Roger Ayers, John Gaffney, Michael Stephens

Technical fouls: Syracuse - (1) TEAM, Georgetown - (1) McClung

Attendance: 15,102

Score by Periods	1st	2nd	Total
Syracuse	36	43	79
Georgetown	48	41	89



2019-20 Syracuse Men's Basketball Combined Team Statistics All games

Page 1/1
as of Dec 15, 2019

Game Records

Record	Overall	Home	Away	Neutral
ALL GAMES	5-5	4-2	1-1	0-2
CONFERENCE	1-1	0-1	1-0	0-0
NON-CONFERENCE	4-4	4-1	0-1	0-2

Score by Periods

Team	1st	2nd	OT	TOT
Syracuse	342	386	0	728
Opponents	310	349	0	659

Team Box Score

No.	Player				Total		3-Point		F-Throw		Rebounds														
		GP-GS	MIN	AVG	FG-FGA	FG%	3FG-FGA	3FG%	FT-FTA	FT%	OFF	DEF	TOT	AVG	PF	DQ	A	TO	BLK	STL	PTS	AVG			
33	HUGHES, Elijah	10-10	366:49	36.7	61-136	.449	35-82	.427	40-52	.769	3	46	49	4.9	18	0	45	22	12	10	197	19.7			
35	BOEHEIM, Buddy	10-10	324:26	32.4	53-135	.393	34-87	.391	12-15	.800	1	17	18	1.8	15	1	27	15	2	8	152	15.2			
11	GIRARD III, Joseph	10-8	282:17	28.2	30-80	.375	18-53	.340	25-26	.962	0	25	25	2.5	14	0	44	24	1	16	103	10.3			
21	DOLEZAJ, Marek	10-10	318:06	31.8	33-55	.600	1-4	.250	28-48	.583	24	37	61	6.1	34	3	24	13	7	15	95	9.5			
34	SIDIBE, Bourama	10-10	238:49	23.9	25-38	.658	0-0	.000	9-18	.500	23	43	66	6.6	36	1	2	12	8	10	59	5.9			
1	GUERRIER, Quincy	10-0	172:47	17.3	19-48	.396	2-15	.133	18-30	.600	12	36	48	4.8	25	1	3	19	6	5	58	5.8			
14	EDWARDS, Jesse	9-0	64:43	7.2	12-14	.857	0-0	.000	2-4	.500	4	10	14	1.6	8	0	0	2	4	0	26	2.9			
10	WASHINGTON, Howard	6-0	56:57	9.5	5-14	.357	2-7	.286	3-3	1.000	1	7	8	1.3	1	0	14	5	0	2	15	2.5			
0	GOODINE, Brycen	9-0	104:54	11.7	6-21	.286	0-10	.000	5-8	.625	0	8	8	0.9	8	0	8	12	1	7	17	1.9			
05	CAREY, Jalen	2-2	23:18	11.7	1-8	.125	0-0	.000	1-4	.250	2	4	6	3.0	1	0	1	3	0	1	3	1.5			
20	BRASWELL, Robert	5-0	33:05	6.6	1-6	.167	1-3	.333	0-0	.000	1	5	6	1.2	3	0	0	2	0	3	3	0.6			
12	PAUL, Brendan	3-0	03:13	1.1	0-1	.000	0-1	.000	0-0	.000	0	0	0	0.0	0	0	0	0	0	0	0	0.0			
13	LAVALLE, Chris	2-0	02:33	1.3	0-0	.000	0-0	.000	0-0	.000	0	0	0	0.0	0	0	2	1	0	0	0	0.0			
24	BELBEY, Shaun	3-0	04:00	1.3	0-1	.000	0-0	.000	0-0	.000	0	0	0	0.0	0	0	0	0	0	0	0	0.0			
32	GIANCOLA, Nick	2-0	02:33	1.3	0-0	.000	0-0	.000	0-0	.000	0	0	0	0.0	0	0	0	0	0	0	0	0.0			
Team											23	17	40					3							
Total		10	1999		246-557	.442	93-262	.355	143-208	.688	94	255	349	34.9	163	6	170	133	41	77	728	72.8			
Opponents		10	2000		221-575	.384	83-280	.296	134-185	.724	125	243	368	36.8	167	-	154	152	22	69	659	65.9			

Team Statistics

	SYR	OPP
Scoring	728	659
Points per game	72.8	65.9
Scoring margin	+6.9	-
Field goals-att	246-557	221-575
Field goal pct	.442	.384
3 point fg-att	93-262	83-280
3-point FG pct	.355	.296
3-pt FG made per game	9.3	8.3
Free throws-att	143-208	134-185
Free throw pct	.688	.724
F-Throws made per game	14.3	13.4
Rebounds	349	368
Rebounds per game	34.9	36.8
Rebounding margin	-1.9	-
Assists	170	154
Assists per game	17.0	15.4
Turnovers	133	152
Turnovers per game	13.3	15.2
Turnover margin	+1.9	-
Assist/turnover ratio	1.3	1.0
Steals	77	69
Steals per game	7.7	6.9
Blocks	41	22
Blocks per game	4.1	2.2
Winning streak	0	-
Home win streak	0	-
Attendance	124434	20845
Home games-Avg/Game	6-20739	2-10423
Neutral site-Avg/Game	-	2-2057

Team Results

Date	Opponent		Score	Att.
11/06/2019	Virginia	L	34-48	22518
11/13/2019	Colgate	W	70-54	21281
11/16/2019	Seattle U	W	89-67	21487
11/20/2019	Cornell	W	72-53	21123
11/23/2019	Bucknell	W	97-46	17181
11/27/2019	vs Oklahoma St.	L	72-86	4114
11/29/2019	vs Penn St.	L	64-85	0
12/03/2019	Iowa	L	54-68	20844
12/07/2019	at Georgia Tech	W	97-63	5743
12/14/2019	at Georgetown	L	79-89	15102