

2009-10

SYRACUSE



Arinze Onuaku



Wes Johnson

National Player of the Year Finalist
USBWA First-Team All-American
BIG EAST Player of the Year
All-BIG EAST First Team
FoxSports.com First Team All-America
Sporting News Second Team All-America
Yahoo!Sports Newcomer of the Year
USBWA All-District II
NABC First Team All-District 5



Andy Rautins

All-BIG EAST Second Team
Sporting News Fifth Team All-America
USBWA All-District II
NABC Second Team All-District 5



Jim Boenheim

BIG EAST Coach of the Year
Sporting News Coach of the Year
FoxSports.com Coach of the Year
Yahoo!Sports Coach of the Year
USBWA District II Coach of the Year

NCAA West Regional
EnergySolutions Arena • Salt Lake City, Utah
March 25 and 27



#4/4 SYRACUSE vs. #11/8 BUTLER



March 25, 2010 • EnergySolutions Arena • Salt Lake City, Utah



Gus Johnson
Len Elmore

Matt Park
Matt Roe

David Resnick
Andrew Africk
Andrew Allegretta

2009-10 Schedule (30-4)

November		
2K Sports Classic, Syracuse, N.Y.		
9	ALBANY	W 75-43
11	ROBERT MORRIS	W 100-60
2K Sports Classic, New York, N.Y.		
19	vs. #13/12 California	W 95-73
20	vs. #6/4 North Carolina	W 87-71
24	CORNELL	W 88-73
27	COLUMBIA	W 85-60
30	COLGATE	W 92-58
December		
5	MAINE	W 101-55
SEC/BIG EAST Challenge, Tampa, Fla.		
10	vs. #10/11 Florida	W 85-73
13	ST. FRANCIS (NY)	W 75-51
19	ST. BONAVENTURE	W 85-72
22	OAKLAND	W 92-60
29	at Seton Hall	W 80-73
January		
2	PITTSBURGH	L 72-82
6	MEMPHIS	W 74-57
10	USF	W 82-65
13	at Rutgers	W 81-65
16	at #10/9 West Virginia	W 72-71
18	at rv/rv Notre Dame	W 84-71
23	MARQUETTE	W 76-71
25	#7/12 GEORGETOWN	W 73-56
30	at DePaul	W 59-57
February		
2	PROVIDENCE	W 85-68
7	at Cincinnati	W 71-54
10	-/rv CONNECTICUT	W 72-67
14	LOUISVILLE	L 60-66
18	at #10/10 Georgetown	W 75-71
23	at Providence	W 99-85
27	#7/8 VILLANOVA	W, 95-77
March		
2	ST. JOHN'S	W, 85-66
6	arv/-- at Louisville	L, 68-78
BIG EAST Tournament, New York, N.Y.		
11	vs. #22/22 Georgetown	L, 84-71
NCAA Tournament, Buffalo, N.Y.		
19	vs. Vermont	W, 79-56
21	vs. #22/18 Gonzaga	W, 87-65
NCAA Tournament, Salt Lake City, Utah		
25	vs. #18/11 Butler	7:07 p.m.

Five SU Storylines

1. Butler will be the 14th NCAA Tournament squad SU has faced this year..
2. Coach Boeheim is tied for seventh in NCAA Tournament victories (44).
3. SU is 8-1 versus nationally-ranked teams.
4. Syracuse has posted a higher field-goal percentage than its foe in all 30 wins.
5. SU-Villanova (34,616) had the largest on-campus crowd in college hoop history.

How Sweet It Is! Syracuse Heads To 19th Sweet 16

For the 19th time in program history, Syracuse has advanced to the "Sweet 16" portion of the NCAA Tournament. The #4/4 Orange (30-4) are paired with #11/8 Butler (30-4) in a matchup at EnergySolutions Arena in Salt Lake City on Thursday, March 25. #7/7 Kansas State (28-7) and #25/rv Xavier (26-8)) is the second game of Thursday's doubleheader.

Syracuse and Butler have met once previously. The two teams squared off in the 2002 NIT and the Orange claimed a 66-65 overtime victory.

SU progressed in the NCAA Tournament bracket by defeating Vermont, 79-56, and Gonzaga, 87-65. All-American Wes Johnson capped off the weekend with a 31-point, 14-rebound effort versus the Zags.

Butler coach Brad Stevens guided Butler to the Horizon League after the squad posted an 18-0 league record. The Bulldogs then claimed the league's tournament crown, defeating Wright State, 70-45, in the championship game. Butler defeated UTEP, 77-59, and Murray State, 54-52, in the NCAA Tournament and enters the Syracuse contest with a 22-game winning streak.

Stevens was named the league's coach of the year for the second straight season. Sophomore Gordon Hayward earned Horizon League Player of the Year. The 6-9 forward is averaging a squad-best 15.2 points and 8.3 rebounds per contest.

Hayward was a first-team all-league selection, along with sophomore guard Shelvin Mack and junior forward Matt Howard. Mack is averaging 14.1 points and 3.6 rebounds an outing while Howard has contributed 12.0 points and 5.3 rebounds per game. The Horizon League All-Defensive Team includes senior guard Willie Veasley (10.2 ppg.) and sophomore guard Ronald Nored (6.1 ppg., 3.7 apg.).

	VS.	
2009-10	Season	2009-10
30-4	W-L	30-4
7-3	Last 10	10-0
3-2	Last 5	5-0
81.6	PPG	69.8
66.5	OPP PPG	59.8
+15.1	Margin	+10.0
.517	FG %	.450
.398	FG % DEF	.415
.392	3PT %	.346
.304	3PT % DEF	.315
.676	FT %	.740
38.2	RPG	32.5
34.1	OPP RPG	29.5
+4.1	Margin	+3.0
19.4	Assists PG	12.8
15.1	Turnovers PG	12.1
6.5	Blocks PG	2.4
9.8	Steals PG	6.8

Syracuse Scholarship Roster

No.	Player	Pos.	Ht.	Wt.	Class	2009-10	
						PPG	RPG
00	Rick Jackson	F	6-9	240	Jr.	9.9	7.0
<i>Had a career-best 28 points when SU defeated Providence; BIG EAST Player of the Week 3/1</i>							
11	Scoop Jardine	G	6-2	190	So.	8.9	2.0
<i>Tallied a career-high 22 points against #13/12 California; second in assist average (4.3)</i>							
4	Wes Johnson	F	6-7	205	Jr.	16.5	8.5
<i>USBWA First Team All-American; BIG EAST Conference Player of the Year; Named MVP of the 2K Sports Classic</i>							
3	Mookie Jones	F	6-6	210	RFr.	5.8	1.6
<i>Had a career-best 13 points against Oakland; four 3-pointers versus Maine; missed time with broken finger</i>							
32	Kris Joseph	F	6-7	205	So.	11.0	5.1
<i>BIG EAST Sixth Man Award; Career -high 23 points vs. Providence</i>							
21	Arinze Onuaku	F-C	6-9	261	Sr.	10.5	5.1
<i>Syracuse career leader in field-goal percentage (.648); Had a season-high 21 points against St. John's</i>							
1	Andy Rautins	G	6-4	195	Sr.	12.0	3.3
<i>All-BIG EAST Second Team; Poured in 28 points at Providence; Second in career threes at SU (278)</i>							
24	Brandon Reese	G	5-11	155	So.	0.5	0.5
<i>Earned a scholarship after one season as a walk-on; Reese had a career-best four boards against Albany</i>							
33	DaShonte Riley	C	7-0	233	Fr.	1.4	1.6
<i>First SU 7-footer since Craig Forth in 2004-05; He had six boards and three blocks versus Robert Morris</i>							
43	James Southerland	G	6-8	205	Fr.	3.2	1.2
<i>Career-high 10 points against Colgate and Maine</i>							
25	Brandon Triche	G	6-4	198	Fr.	8.3	1.8
<i>BIG EAST All-Rookie Team; Collegiate-best 27 points against Oakland, including six-of-six on 3-pointers)</i>							



Wes Johnson

**March's Best
Wes Johnson**

- 5 games
- 20.8 ppg.
- 7.4 rpg.
- 1.4 apg.
- 2.2 bpg.
- 1.4 spg.
- 38.0 mpg.

March Orange Notes

- ✓ All-American **Wes Johnson** had a career-high 31 points and 14 rebounds to lead Syracuse past Gonzaga, 87-65, in the second round of the NCAA Tournament.
- ✓ Andy Rautins had 24 points including five 3-pointers for the Orange. SU set a program record for game 3-pointers in the NCAA Tournament with 12.
- ✓ Five different players scored in double digits and the **Orange** opened the NCAA Tournament with a 79-56 victory against Vermont.
- ✓ **Wes Johnson** had a game-high 18 points to lead SU. **Scoop Jardine** came off the bench to tally 14 and **Rick Jackson** had 12 points and eight rebounds.
- ✓ **#3/3 Syracuse** lost in the quarterfinals of the BIG EAST Tournament to #22/22 Georgetown, 91-84. **Wes Johnson** had a squad-best 24 points and seven rebounds.
- ✓ **The Orange** earned the top seed in the BIG EAST Tournament for the fifth time in program history. Syracuse received a double-bye.
- ✓ **#1/1 SU** closed out the regular season with a 78-68 loss at Louisville. It was the final Cardinals game in historic Freedom Hall.
- ✓ **Scoop Jardine** had 20 points and six assists and **Wes Johnson** added 18 points and five boards for the Orange in the Louisville game.
- ✓ **Syracuse** clinched its first outright BIG EAST Conference regular-season crown since the 1990-91 season by defeating St. John's, 85-66.
- ✓ **Arinze Onuaku** and **Andy Rautins** celebrated Senior Day in the Dome with 21 and 14 points, respectively.
- ✓ **Mar. 1: Rick Jackson** was named the BIG EAST Conference Player of the Week. In two SU wins, Jackson averaged 23.5 points and 8.5 rebounds.
- ✓ **Mar. 1:** Syracuse reached the top spot in the *Associated Press* and *ESPN/USA Today* polls. It was the program's first regular-season appearance at number one since January 1990.



Andy Rautins

**February's Best
Andy Rautins**

- 7 games
- 16.3 ppg.
- 3.1 rpg.
- 3.9 apg.
- 0.4 bpg.
- 1.3 spg.
- 37.3 mpg.

February Orange Notes

- ✓ **Feb. 27:** The largest on-campus crowd in college basketball history, 34,616, watched #4/4 Syracuse defeat #7/8 Villanova, 95-77. SU clinched the top seed in the league tournament.
- ✓ Syracuse had six different players score in double digits for the second time this season. **Rick Jackson** led the way with 19 points while **Arinze Onuaku** had 17 points and nine boards.
- ✓ **Feb. 23:** **Rick Jackson** had a career-high 28 points and **Andy Rautins** added 28 to lead SU past Providence, 99-85. Jackson converted 13-of-17 shots from the field. Rautins hit 10-of-16 from the field, including 8-of-12 3-pointers.
- ✓ **The Orange** trailed by five at the intermission and were down eight after The Friars opened the second half with a 3-pointer. The Orange then embarked on a 26-2 run to grab an advantage it held for the rest of the contest.
- ✓ **SU** tallied 56 points in the paint against the Friars, tying the club's season-best effort.
- ✓ **Feb. 22: Andy Rautins** was named to the BIG EAST Conference Weekly Honor Roll. He had 26 points and reached 1,000 career points when SU defeated Georgetown.
- ✓ **Feb. 18:** #5/5 Syracuse won at #10/10 Georgetown, 75-71. The Orange led by 23 with 12:37 remaining and then fought off a Hoya rally. Georgetown managed to close within one point but never led in the contest.
- ✓ **Andy Rautins** had 26 points, fueled by five 3-point baskets. He moved into second on Syracuse's career 3-point ledger. Rautins scored SU's last two points, on a pair of free throws with five seconds left. His second free throw gave him 1,000 career points.
- ✓ **Feb. 14:** Louisville continued its recent success against Syracuse with a 66-60 victory in the Carrier Dome. The attendance of 31,053 was the largest on-campus crowd of the season, to date.
- ✓ **Wes Johnson** had 14 points and eight rebounds to lead the Orange.
- ✓ **Feb. 10:** After Connecticut rallied from a 16-point, second-half deficit, Syracuse scored seven of the game's last nine points to secure a 72-67 victory.
- ✓ **Rick Jackson** led SU scorers with 15 points, **Kris Joseph** had 14, including four free throws in the last 12 seconds, and **Wes Johnson** added 13.
- ✓ **Feb. 8:** **Kris Joseph** was named to the BIG EAST Conference Weekly Honor Roll. In two Syracuse victories, he averaged 20.0 points and 5.5 rebounds.
- ✓ **Feb. 7:** Clinging to a one-point lead with 8:16 left, the Orange outscored Cincinnati 18-2 the rest of the way to clinch its 10th straight win. **Andy Rautins** had a game-high 20 points including four 3-pointers.
- ✓ **Kris Joseph** came off the bench to score 17 points for SU.
- ✓ **Feb. 2:** **Kris Joseph** had a career-high 23 points and **Arinze Onuaku** added a season-best 20 points to lead #3/4 SU past Providence, 85-68.
- ✓ Syracuse scored the first nine points of the second half to break up what had been a three-point game at the intermission. The Orange went on to lead by as many as 23.

SU BIG EAST Titles

Season	Tournament
2009-10	2005-06
2002-03**	2004-05
1999-00*	1991-92
1997-98!	1987-88
1990-91	1980-81
1989-90*	
1986-87*	*tie
1985-86*	**division tie
1979-80*	!division

Getting Started At SU

Season Starting Lineups 1976-to-2010

By Season		By Lineups	
Year	Lineups	Year	Lineups
2009-102	1989-907
2008-095	2006-076
2007-083	1991-926
2006-076	1980-816
2005-062	2008-095
2004-054	1996-975
2003-042	1992-935
2002-031	1990-915
2001-024	1976-775
2000-012	2004-054
1999-002	2001-024
1998-992	1987-884
1997-981	1982-834
1996-975	1981-824
1995-963	1979-804
1994-952	1978-794
1993-941	2007-083
1992-935	1995-963
1991-926	2009-102
1990-915	2005-062
1989-907	2003-042
1988-892	2000-012
1987-884	1999-002
1986-872	1998-992
1985-861	1994-952
1984-852	1988-892
1983-841	1986-872
1982-834	1984-852
1981-824	2002-031
1980-816	1997-981
1979-804	1993-941
1978-794	1985-861
1977-781	1983-841
1976-775	1977-781

NCAA Division I Wins

includes games of March 21

Team	Wins
1. Kentucky2,022
2. N. Carolina2,002
3. Kansas2,000
4. Duke1,907
5. SYRACUSE1,783
6. Temple1,740
7. St. John's1,703
8. Penn.1,663
19. Indiana1,651
Utah1,651

2009-10 SU Free Throw Shooting In Last 5 Minutes, OT

34 games

No.	Player	5:00-2:00	1:59-1:00	:59-0:00	Total	Pct.	OT	2009-10	Pct.
32	Joseph	16-21	4-6	9-13	29-40	.725		116-155	.748
4	Johnson	13-15	5-7	7-8	25-30	.833		108-139	.777
11	Jardine	4-5	4-5	11-15	19-25	.760		67-90	.744
00	Jackson	2-6	1-2	2-4	5-12	.417		43-86	.500
25	Triche	2-3	6-8	3-6	11-17	.647		51-79	.646
1	Rautins	5-6	12-14	12-12	29-32	.906		63-78	.808
21	Onuaku	2-4			2-4	.500		30-70	.429
3	Jones	2-2		0-2	2-4	.500		8-14	.571
33	Riley	1-3			1-3	.333		5-11	.455
43	Southerland							2-4	.500
12	Lyde-Cajuste	1-2			1-2	.500		1-2	.500
24	Reese			0-3	0-3	.000		0-3	.000
Totals		44-67	32-42	42-61	122-170	.718		494-731	.676



January's Best
Wes Johnson

- 9 games
- 17.2 ppg.
- 9.6 rpg.
- 2.3 apg.
- 1.2 bpg.
- 1.3 spg.
- 38.3 mpg.

Wes Johnson

January Orange Notes

- ✓ **Jan. 30:** Syracuse faced a double-digit deficit for the second straight game and managed to pull out another victory at DePaul, 59-57. The Orange trailed by 18 in the first half and did not lead in the contest until there was 3:37 left.
- ✓ **Wes Johnson** had his 10th double-double (16 points-13 rebounds) and a career-high seven assists and **Kris Joseph** came off the bench to contribute 15 points and seven boards.
- ✓ **Jan. 25:** After falling behind 14-0 to start the game, the #4/4 Orange regained the lead in the first half and never trailed after the intermission in a 73-56 victory against #7/12 Georgetown.
- ✓ Syracuse forced Georgetown into 19 turnovers and held the Hoyas to just 27 points in the second half. **Kris Joseph** and **Andy Rautins** each had 15 points. The SU reserves outscored Georgetown's bench 24-0.
- ✓ **Jan. 23:** SU turned a 34-34 halftime deadlock and built a 17-point advantage before holding off Marquette, 76-71. The Orange used a 56-22 points-in-the-paint advantage and a 46-21 rebound margin to help secure the victory.
- ✓ **Wes Johnson** (22 points-15 rebounds) and **Kris Joseph** (14 points-11 rebounds) posted double-doubles for Syracuse.
- ✓ **Jan. 18: Andy Rautins** scored 22 points, including 15 on three-pointers, to help Syracuse win at Notre Dame, 84-71. Wes Johnson added 21 points for the Orange.
- ✓ The Irish closed SU's advantage to five points, 67-62, with 3:21 left, but the Orange closed the game with a 17-9 run.

- ✓ **Jan. 18: Andy Rautins** was named to the BIG EAST Conference Weekly Honor Roll. In two wins, Rautins averaged 17.5 points, 7.5 rebounds, 5.0 assists, 1.0 blocks and 2.5 steals. He had a season-high 23 points against Rutgers.
- ✓ **Jan. 16:** Syracuse fought off a furious West Virginia to secure a key road triumph, 72-71. The game featured the first pairing of top-10 teams at West Virginia in exactly 50 years to the day (January 16, 1960: West Virginia vs. Villanova).
- ✓ **Brandon Triche** had 16 points, including 11 in the second half for Syracuse. The Orange led by 10, 65-55, with 1:25 remaining. The host Mountaineers made three 3-pointers in the last 34 seconds but SU held on.
- ✓ **Jan. 13:** Syracuse defeated Rutgers, 81-65, the program's 10th straight victory against the Scarlet Knights. **Andy Rautins** had a season-high 23 points plus nine assists, eight boards and five steals.
- ✓ **Jan. 11: Wes Johnson** was named to the BIG EAST Conference Weekly Honor Roll after averaging 19.0 points and 10.0 rebounds in two wins.
- ✓ **Jan. 10: Wes Johnson** had 19 points and a game-best 13 rebounds to lead SU past USF, 82-65. Syracuse used a 50-34 advantage on points in the paint to carve out the victory.
- ✓ **Jan. 6:** The Orange broke a halftime tie by outscoring Memphis 42-25 in the second stanza and defeated the Tigers, 74-57. **Wes Johnson** led five players in double figures with 19 points.
- ✓ Reserve forward **Kris Joseph** scored all 15 of his points in the second half and added a game-high nine rebounds vs. Memphis.
- ✓ SU broke Memphis' 35-game January winning streak. The Tigers had not lost in the month since 2006.
- ✓ **Jan. 2:** #5/5 Syracuse fell from the ranks of the unbeaten after losing to Pittsburgh, 82-72. The defeat halted a 13-game winning streak to open the season for the Orange.
- ✓ **Wes Johnson** led Syracuse with 19 points and had six rebounds versus the Panthers. **Scoop Jardine** scored 15 points off the bench and **Kris Joseph** had 10 points and nine rebounds.
- ✓ The loss to Pittsburgh marked the first time Syracuse has been outshot by an opponent in 2009-10. The Panthers shot .442 from the field while the Orange were held to .424.



Wes Johnson (4) almost averaged a double-double in nine January games. He contributed 17.2 points and 9.6 rebounds per outing.

SU Season Wins

Season	Wins	Games
1. 1986-87	31	38
2. 2009-10	30	34
2002-03	30	35
1988-89	30	38
5. 1995-96	29	38
6. 2008-09	28	38
7. 2004-05	27	34

Syracuse Quick Facts

Location: Syracuse, N.Y.
Conference: BIG EAST
Enrollment: 12,440
Founded: 1870
Colors: Orange (Pantone 1665)
Nickname: Orange
Arena (Capacity): Carrier Dome (33,633)
Chancellor and President:
 Dr. Nancy Cantor
Athletics Director: Dr. Daryl Gross

Syracuse Hoop History

First Year of Basketball: 1900-01
Overall All-Time Record: 1,783-810, .688
NCAA Wins Ranking: 5th
NCAA Winning Percentage Ranking: 7th
Consecutive Winning Seasons Completed: 39, top active streak
NCAA Tournament Appearances (33):
 1957, 1966, 1973, 1974, 1975, 1976, 1977, 1978, 1979, 1980, 1983, 1984, 1985, 1986, 1987, 1988, 1989, 1990, 1991, 1992, 1994, 1995, 1996, 1998, 1999, 2000, 2001, 2003, 2004, 2005, 2006, 2009, 2010
NCAA Tournament Record: 52-32, .619
NCAA Championships (1): 2003
NCAA Final Fours (4):
 1975, 1987, 1996, 2003
NCAA Elite Eights (7): 1957, 1966, 1975, 1987, 1989, 1996, 2003
NCAA Sweet Sixteens (19):
 1957, 1966, 1973, 1975, 1977, 1979, 1980, 1984, 1987, 1989, 1990, 1994, 1996, 1998, 2000, 2003, 2004, 2009, 2010
NIT Appearances (12):
 1946, 1950, 1964, 1967, 1971, 1972, 1981, 1982, 1997, 2002, 2007, 2008
NIT Record: 14-13
Helms Foundation Championships (2):
 1917-18, 1925-26
BIG EAST Regular Season Championships (9):
 1980 (tie), 1986 (tie), 1987 (tie), 1990 (tie), 1991, 1998 (BE 7), 2000 (tie), 2003 (West tie), 2010
BIG EAST Tournament Championships (5):
 1981, 1988, 1992, 2005, 2006
Naismith Memorial Basketball Hall of Fame (3):
 Dave Bing (1990), Jim Boeheim (2005), Vic Hanson (1960)
All-Americans: 37
Consensus All-Americans (5):
 Carmelo Anthony, Dave Bing, Derrick Coleman, Billy Owens, Hakim Warrick
CoSIDA Academic All-Americans (4):
 Rick Dean, Craig Forth, Danny Schayes, Bill Smith
NCAA Postgraduate Scholarships (2):
 Marius Janulis, Danny Schayes
Retired Jerseys (8):
 Dave Bing, Derrick Coleman, Sherman Douglas, Billy Gabor, Vic Hanson, Billy Owens, Wilmet Sadat-Singh, Rony Seikaly, Dwayne "Pearl" Washington




Wes Johnson

December's Best
Wes Johnson
6 games
15.3 ppg.
10.8 rpg.
2.2 apg.
2.8 bpg.
1.7 spg.
32.0 mpg.

December Orange Notes

- ✓ **Dec. 29: Wes Johnson** tallied 20 points and a career-high 19 rebounds to lead Syracuse past Seton Hall, 80-73.
- ✓ SU rallied from a 12-point, first-half deficit behind five players in double-digits.
- ✓ **Dec. 28: Brandon Triche** was named BIG EAST Conference Rookie of the Week for his performance against Oakland.
- ✓ **Dec. 22: Brandon Triche** had a career-high 27 points to lead SU past Oakland, 92-60. Triche was 9-of-11 from the field, including 6-of-6 from the 3-point line, and made 3-of-4 free throws.
- ✓ **Wes Johnson** had a second-straight double-double (19 points-11 rebounds) and **Mookie Jones** scored a career-high 13 points off the bench.
- ✓ **Dec. 19: Rick Jackson** (18 points-10 rebounds) and **Wes Johnson** (17 points-10 rebounds) each had double-doubles to help the Orange defeat St. Bonaventure, 85-72.
- ✓ **Kris Joseph** contributed a career-high 17 points and seven rebounds in 33 minutes of work against the Bonnies.
- ✓ **Dec. 14: Rick Jackson** was named to the BIG EAST Conference Weekly Honor Roll. In two SU victories, he averaged 16.0 points and 8.5 rebounds.
- ✓ **Dec. 12:** Syracuse used a 14-2 second-half run to build an insurmountable lead and defeat St. Francis (N.Y.), 75-51. The Orange took advantage of its size advantage and outscored the Terriers in the paint, 32-14.
- ✓ **Arinze Onuaku** had 14 points, **Wes Johnson** 12 and **Rick Jackson** 11 in a strong showing for SU's front line against St. Francis.
- ✓ **Dec. 10:** Three different players had double-doubles for SU and the Orange defeated #10/11 Florida, 85-73, in Tampa. **Rick Jackson** (21 points -11 rebounds), **Wes Johnson** (17-10) and **Kris Joseph** (12-10) each had double-doubles.
- ✓ The win against Florida came in the SEC/BIG EAST Challenge. The Orange defeated the Gators for the second consecutive season.
- ✓ **Dec. 7:** Brandon Triche was named the BIG EAST Conference Rookie of the Week. He averaged 12.5 points and 3.5 assists in two Syracuse victories.
- ✓ **Dec. 5:** SU made eight of its first nine shots and forged a 32-0 run during a 101-55 win versus Maine. Syracuse had six different players score in double digits, led by **Brandon Triche** (16).
- ✓ The Orange built a 60-12 halftime lead. The 12 points allowed were the second-fewest in the Dome -- Princeton was held to 11 in 1999-00.



Rick Jackson (00) leads the Orange with 61 consecutive appearances in the starting lineup.

SU's Most Familiar Foes

Opponents	Games
1. Colgate (Nov. 30)	162
2. Cornell (Nov. 24)	117
3. Penn State	105
4. Pittsburgh (Jan. 2)	98
5. Connecticut (Feb. 10)	85
6. Georgetown (Jan. 25, Feb. 18, Mar. 11)	84
7. St. John's (Mar 2)	83
8. Niagara	81
9. Canisius	67
10. Rochester	64

bold indicates 2009-10 opponent

2009-10 By Class

34 games

Scoring		
Class	PPG	Pct.
Senior	21.9	.269
Junior	26.4	.323
Sophomore	20.1	.247
Freshmen	13.1	.161
Rebounding		
Class	RPG	Pct.
Senior	8.1	.230
Junior	15.5	.438
Sophomore	7.7	.217
Freshmen	4.1	.115
Assists		
Class	APG	Pct.
Senior	5.6	.286
Junior	3.9	.203
Sophomore	6.2	.319
Freshman	3.7	.192
Steals		
Class	SPG	Pct.
Senior	2.9	.293
Junior	2.7	.281
Sophomore	2.6	.269
Freshman	1.5	.157
Field Goal Percentage		
Class	Pct.	
Senior.....	.540	
Junior.....	.536	
Sophomore.....	.492	
Freshman.....	.483	
3PT Field Goal Percentage		
Class	Pct.	
Senior.....	.403	
Junior.....	.413	
Sophomore.....	.322	
Freshman.....	.398	
Free Throw Percentage		
Class	Pct.	
Senior.....	.628	
Junior.....	.671	
Sophomore.....	.738	
Freshman.....	.609	

SU Dunk Board

34 games

Player	Games	Dunks	Career
Wes Johnson	34	43	43
Kris Joseph	34	36	41
Arinze Onuaku	32	35	144
Rick Jackson	34	26	93
Brandon Triche	34	7	7
Dashonte Riley	16	5	5
Mookie Jones	17	2	2
James Southerland	13	1	1
Andy Rautins	34	1	1
Total	34	156	



Wes Johnson

November's Best
Wes Johnson

- 7 games
- 18.4 ppg.
- 7.4 rpg.
- 2.6 apg.
- 1.9 bpg.
- 2.3 spg.
- 30.9 mpg.

November Orange Notes

- ✓ **Nov. 30:** Syracuse closed out an undefeated November by defeating Colgate, 92-58. It was the 44th consecutive SU victory against the Raiders in the 162nd meeting between the programs.
- ✓ **Wes Johnson** led the Orange with 19 points, nine rebounds and five assists. **Mookie Jones**, **Kris Joseph** and **James Southerland** each had 10 points off the bench.
- ✓ **Nov. 27:** The 'Cuse turned a narrow, nine-point halftime margin into a lead that reached 35 points before ending in an 85-60 result against Columbia.
- ✓ **Jim Boeheim** earned the 805th victory of his coaching career and in the process took over seventh place on the all-time Division I win list. He had been tied with Eddie Sutton.
- ✓ **Wes Johnson** had a career-high 26 points in 28 minutes of play. **Rick Jackson** added 10 points and a game-high nine rebounds and **Mookie Jones** contributed 12 points.
- ✓ **Nov. 24:** Syracuse broke open a close game with a 21-7 run to start the second half and defeated Cornell, 88-73. It was the Orange's 32nd straight victory against the Big Red.
- ✓ **Brandon Triche** became the fifth different player in five games to lead SU in scoring this year with a season-best 21 points. **Wes Johnson** added his second double-double of the campaign, contributing 15 points and 10 rebounds.
- ✓ **Nov. 23:** **Wes Johnson** was named the BIG EAST Conference Player of the Week. In his first four games he averaged 17.3 points and 7.5 rebounds a game.
- ✓ **2K Sports Classic:** **Wes Johnson** was named the tournament MVP and **Andy Rautins** earned a spot on the all-tournament team.
- ✓ **Nov. 20:** Syracuse opened the second half with a 22-1 run and the Orange held off #6/4 North Carolina, 87-71. SU trailed by two at the intermission, 39-37.
- ✓ **Andy Rautins** had a full stat sheet with 11 points, seven assists, seven rebounds and a career-high seven steals versus the Tar Heels. **Wes Johnson** scored 16 of his game-high 25 points in the first half. **Arinze Onuaku** had 15 points, including six during the 20-2 stretch.
- ✓ The matchup with the Tar Heels featured the two programs ranked fifth (SU) and second (UNC) among Division I schools in victories. It was the first meeting since both clubs opened the 1987 regular season.

Orange Career Totals

34 games

Double-Digit Scoring Games			
Name	2009-10	Total	
Wes Johnson	31	31	
Kris Joseph	23	23	
Arinze Onuaku	20	67	
Andy Rautins	20	56	
Rick Jackson	17	36	
Scoop Jardine	12	18	
Brandon Triche	11	11	
Mookie Jones	6	6	
James Southerland	2	2	
20 + Point Games			
Name	2009-10	Total	
Wes Johnson	7	7	
Andy Rautins	7	11	
Arinze Onuaku	2	6	
Rick Jackson	2	2	
Scoop Jardine	2	2	
Brandon Triche	2	2	
Kris Joseph	1	1	
5+ 3-point FG Games			
Name	2009-10	Total	
Andy Rautins	6	17	
Brandon Triche	1	1	
10+ Rebound Games			
Name	2009-10	Total	
Wes Johnson	12	12	
Rick Jackson	5	7	
Kris Joseph	2	2	
Arinze Onuaku		10	
Double-Doubles			
Name	2009-10	Total	
Wes Johnson	12	12	
Rick Jackson	3	6	
Kris Joseph	2	2	
Arinze Onuaku		16	
3+ Block Games			
Name	2009-10	Total	
Rick Jackson	11	27	
Wes Johnson	10	10	
Arinze Onuaku	5	22	
3+ Steal Games			
Name	2009-10	Total	
Andy Rautins	9	24	
Wes Johnson	7	7	
Kris Joseph	6	8	
Scoop Jardine	4	9	
Rick Jackson	4	6	
Arinze Onuaku	2	6	
Brandon Triche	2	2	
Mookie Jones	1	2	
James Southerland	1	1	
Starts			
Name	2009-10	Total	Consec.
Andy Rautins	34	65	34
Rick Jackson	34	61	61
Wes Johnson	34	34	34
Brandon Triche	34	34	34
Arinze Onuaku	31	103	--
Kris Joseph	3	3	2
Scoop Jardine		10	--



The official ribbon-cutting ceremony for the Carmelo K. Anthony Basketball Center included director of athletics Daryl Gross, women's basketball coach Quentin Hillsman, men's basketball coach Jim Boeheim and Carmelo Anthony.

Specialty Statistics

34 games

Opponent	PP SU-OPP	PTO SU-OPP	SCP SU-OPP	FBP SU-OPP	BP SU-OPP
Albany	52-10	31-13	13-7	16-4	31-9
Robert Morris	40-20	32-29	6-11	25-6	27-24
vs. California	50-42	19-14	8-10	14-2	41-12
vs. North Carolina	46-28	23-12	14-16	11-2	18-21
Cornell	32-24	23-10	12-13	22-2	20-17
Columbia	40-18	29-9	18-7	16-2	28-17
Colgate	46-26	27-7	14-4	22-7	37-20
Maine	52-14	27-18	12-13	29-4	48-19
vs. Florida	50-30	17-14	17-4	18-4	21-21
St. Francis (N.Y.)	32-14	16-12	11-13	11-2	27-15
St. Bonaventure	52-34	14-21	25-13	9-10	27-15
Oakland	48-42	28-8	16-18	20-6	23-30
at Seton Hall	50-34	16-17	20-22	14-14	30-15
Pittsburgh	48-22	16-14	19-9	10-8	25-21
Memphis	26-22	20-18	8-9	13-9	21-18
USF	50-34	17-9	17-16	10-6	18-4
at Rutgers	32-26	28-18	13-13	12-9	25-13
at West Virginia	36-16	14-22	14-13	4-4	17-19
at Notre Dame	30-26	14-11	16-19	4-2	14-2
Marquette	56-22	6-24	13-3	25-10	23-26
Georgetown	36-22	22-20	4-2	10-11	24-0
at DePaul	39-20	14-11	5-11	11-6	20-2
Providence	54-42	25-16	12-13	25-12	28-18
at Cincinnati	28-26	12-7	9-15	9-4	28-11
Connecticut	34-36	15-22	7-14	20-10	21-16
Louisville	32-26	10-11	12-22	12-8	16-30
at Georgetown	22-34	6-19	7-14	6-4	11-2
at Providence	56-34	22-18	21-10	18-15	15-17
Villanova	42-34	13-7	23-20	18-2	32-21
St. John's	46-32	16-11	17-14	22-4	26-33
at Louisville	40-34	14-13	7-12	6-13	22-38
vs. Georgetown (BET)	40-42	19-25	12-14	9-11	37-10
vs. Vermont (NCAA)	34-32	15-18	9-9	13-6	20-7
vs. Gonzaga (NCAA)	28-38	14-18	14-19	6-9	9-2
2009-10 Avg.	40.5-27.8	18.6-15.2	13.1-12.4	14.4-6.7	24.7-16.0
2008-09 Avg.	40.4-30.2	16.0-15.9	11.7-13.2	16.3-10.2	17.9-15.7
2007-08 Avg.	38.6-28.1	17.4-16.6	13.6-12.5	14.0-8.6	9.0-18.5
2006-07 Avg.	30.1-25.1	17.2-15.1	12.2-13.4	12.3-8.4	22.9-17.0
2005-06 Avg.	30.1-24.5	16.8-16.9	13.3-11.1	11.6-8.2	13.5-14.7

PP=points in the paint
FBP=fast break points

PTO=points off turnovers
BP=bench points


SCP=second chance points

November Orange Notes (cont.)

- ✓ **Nov. 19:** SU defeated #13/12 California in the semifinals of the 2K Sports Classic in New York. **Scoop Jardine** had a career-best 22 points to go with six assists and four steals.
- ✓ **Wes Johnson** had 17 points and a game-high 11 rebounds and six blocked shots against Cal.
- ✓ **Nov. 11:** The Orange had five players in double figures and defeated Robert Morris, 100-60.
- ✓ **Andy Rautins** rebounded from a scoreless opener by tallying a game-high 22 points in 20 minutes. He converted 7-of-10 3-pointers.
- ✓ Point guards **Brandon Triche** (seven assists, one turnover) and **Scoop Jardine** (nine assists, three turnovers) combined to contribute 16 assists against only four turnovers.
- ✓ **Nov. 10:** SU defeated Albany, 75-43, providing **Jim Boeheim** with the 800th victory of his head coaching tenure. He became the third active Division I coach to reach the milestone, joining Duke's Mike Krzyzewski and Jim Calhoun of Connecticut.
- ✓ Syracuse used a 52-10 advantage on points-in-the-paint in defeating Albany. **Arinze Onuaku** (6-of-7) and **Rick Jackson** (4-of-4) combined to convert 10-of-11 from the field.
- ✓ **Wes Johnson** had an impressive Syracuse debut. He had 12 points, eight rebounds, six steals and four assists.
- ✓ **Nov. 3:** Le Moyne defeated Syracuse in an exhibition game, 82-79, at the Carrier Dome. The Division II Dolphins used a three-pointer by Christopher Johnson with nine seconds left to secure the victory.
- ✓ **Wes Johnson** led all scorers with 34 points against Le Moyne. He added seven boards.

October Orange Notes

- ✓ **Oct. 25:** SU opened the exhibition portion of its schedule by defeating Cal State-LA, 97-54. The visitors were coached by former Orange standout **Stephen Thompson**.
- ✓ **James Southerland** led both teams with 19 points in his first action with the Orange. He was 5-of-5 from the 3-point line.
- ✓ **Oct. 21: Coach Jim Boeheim, Andy Rautins** and **Arinze Onuaku** participated in BIG EAST Conference Media Day at New York's Madison Square Garden. The annual preseason coaches' poll had the Orange sixth. Onuaku was named honorable mention preseason All-BIG EAST.
- ✓ **Oct. 21:** Syracuse conducted its first official practice of the season in the newly-opened Carmelo K. Anthony Basketball Center.
- ✓ **Oct. 16:** A sell-out crowd of 10,156 filled the lower bowl at the Carrier Dome on Friday, Oct. 16 for the AmeriCu Midnight Madness. Former men's basketball player John Wallace served as the master of ceremonies for the event, which also featured the SU Dance Team, Cheerleaders, and Otto the Orange.
- ✓ **Oct. 3:** Director of athletics Dr. Daryl Gross, men's coach Jim Boeheim, women's coach Quentin Hillsman and student-athletes Wes Johnson and Nicole Michael were part of the school's dedication program for the Carmelo K. Anthony Basketball Center. George Hicker, a former SU standout in basketball, was one of the prominent donors who spoke at the event.



39th Annual Hardwood Banquet Honors John Wallace

The 39th annual Syracuse University Men's Basketball Hardwood Banquet, sponsored by TK99, was held on Sunday, March 7 at the OnCenter in Syracuse. Proceeds benefitted the Conrad McRae Endowed Men's Basketball Scholarship and the men's basketball job program.

The 28th Vic Hanson Medal of Excellence was awarded to All-American John Wallace '96. The honor is given to an individual or individuals who have ties to the men's basketball program and have made outstanding contributions to college basketball.

Wallace ranks third on the all-time scoring list with 2,119 points, averaging 16.7 per game. He leads the Orange in total points scored in a season with 845 his senior year, averaging 22.2 per game. He ranks third on the career rebounds list with 1,065 and finished first each of his four years on the team in total rebounds. He leads the Orange in season free throws made with 222 (.763 percent) and ranks thirds in career free throws made with 510 (.738 percent). Wallace also places seventh on the career blocks list with 209.

The four-year letterwinner was one of 25 Orange players named to the Syracuse All-Century team in 2000. He was drafted by the New York Knicks, and after seven years in NBA, he concluded his career playing for the Miami Heat.

The event included a silent auction featuring Steiner Sports memorabilia, a player autograph session and a live auction hosted by SU head coach Jim Boeheim.

Six Named To A.D. Honor Roll

Six members of the Syracuse University men's basketball team were named to the Athletic Director's Honor Roll for the fall semester. The recognition goes to a student-athlete who achieves a 3.0 grade-point average.

Freshman **Matt Lyde-Cajuste** (aerospace engineering), senior **Arinze Onuaku** (sport management), sophomore **Brandon Reese** (history), sophomore **Nick ReSavy** (sport management), junior **Matt Tomaszewski** (communications and rhetorical studies) and freshman **Brandon Triche** (health and wellness) each qualified for the honor.

Onuaku has now earned a spot on the A.D. Honor Roll seven times at SU.

It represents the highest number of squad members on the A.D. Honor Roll since the spring of 2005 when six student-athletes were recognized.

2009-10 College Basketball's Largest On-Campus Crowds

Date	Game	Arena	Att.
2/27/10	Villanova at Syracuse	Carrier Dome	34,616
2/14/10	Louisville at Syracuse	Carrier Dome	31,053
1/23/10	Marquette at Syracuse	Carrier Dome	29,011
1/25/10	Georgetown at Syracuse	Carrier Dome	26,508
3/2/10	St. John's at Syracuse	Carrier Dome	26,081
1/2/10	Pittsburgh at Syracuse	Carrier Dome	24,969
2/10/10	Connecticut at Syracuse	Carrier Dome	24,847
1/2/10	Louisville at Kentucky	Rupp Arena	24,479
12/5/09	N. Carolina at Kentucky	Rupp Arena	24,468
2/14/10	Tennessee at Kentucky	Rupp Arena	24,402

30 Seasons of College Basketball's Largest On-Campus Crowds

Year	Game	Att.
2009-10	Villanova at Syracuse	34,616
2008-09	Georgetown at Syracuse	31,841
2007-08	Georgetown at Syracuse	31,327
2006-07	Connecticut at Syracuse	32,376
2005-06	Villanova at Syracuse	33,633
2004-05	Notre Dame at Syracuse	33,199
2003-04	Connecticut at Syracuse	32,944
2002-03	Rutgers at Syracuse	33,071
2001-02	Georgetown at Syracuse	29,295
2000-01	Seton Hall at Syracuse	29,453
1999-00	Georgetown at Syracuse	31,009
1998-99	Connecticut at Syracuse	30,367
1997-98	Georgetown at Syracuse	27,726
1996-97	Georgetown at Syracuse	29,877
1995-96	Georgetown at Syracuse	32,589
1994-95	Connecticut at Syracuse	31,211
1993-94	Kentucky at Syracuse	31,560
1992-93	St. John's at Syracuse	29,130
1991-92	Georgetown at Syracuse	32,996
1990-91	Georgetown at Syracuse	33,048
1989-90	Georgetown at Syracuse	33,015
1988-89	Georgetown at Syracuse	32,683
1987-88	Pittsburgh at Syracuse	32,492
1986-87	Georgetown at Syracuse	32,602
1985-86	Georgetown at Syracuse	32,475
1984-85	Villanova at Syracuse	32,520
1983-84	Georgetown at Syracuse	30,758
1982-83	St. John's at Syracuse	32,382
1981-82	St. John's at Syracuse	27,318
1980-81	Connecticut at Syracuse	26,257

In-Season Media Services

Interview Opportunities

Postgame: The Syracuse locker room is open following **Coach Jim Boeheim's** postgame press conference.

Coach Boeheim: To contact **Coach Boeheim**, call the basketball office at (315) 443-4608. Outside of postgame interviews and specific media interview days, media should make arrangements with **Coach Boeheim** directly.

BIG EAST Conference Teleconference: **Coach Boeheim** is scheduled to appear on the BIG EAST Conference teleconference on January 14 and 28, February 11 and 25, at 11:48 a.m.

Student-Athletes and Assistant Coaches: Media interview days will be scheduled throughout the season. Some student-athletes may have class schedules that conflict with planned interview days. **Please respect the privacy of the student-athletes and their families, by NOT calling them directly.** Interviews SHOULD NOT be conducted without making the arrangements through Pete Moore in Athletic Communications.

Attending Practice: Most Syracuse men's basketball practices are open to attend but not to conduct interviews. **REPORTING ON INJURIES OR GAME STRATEGY IS PROHIBITED.** Contact Pete Moore to obtain the practice schedule and site, to learn if the practice is open, and to notify him if you plan to attend.

Radio

Syracuse ISP Sports Network: Voice of the Orange **Matt Park '97** and analysts **Matt Roe** and **Bob Snyder '62** broadcast all of Syracuse's games on the Syracuse ISP Radio Network. The programming originates from **WTKW-FM (99.5)** and is carried by affiliates in New York, Pennsylvania and Vermont. **WAER-FM (88.3)** also carries SU men's basketball games home and away.

The Empower Federal Credit Union Jim Boeheim Show:

The show is broadcast live from Red Robin, 7:00-9:00 p.m. on Thursday evenings. Hosted by Voice of the Orange **Matt Park '97**, the program originates from flagship station **WTKW-FM (99.5)** in Syracuse.

SU on Sirius: SIRIUS Satellite radio carries SU men's basketball games on a family of more than 120 stations. Visit www.sirius.com for a channel guide.

Television

Syracuse Sidelines: Time Warner Cable Sports airs Syracuse Sidelines on Thursday night's at 7:00 p.m. It is hosted by Time Warner sports director **Mark Larson** and features **Coach Boeheim** and assistant coach **Mike Hopkins**.

Internet

www.suathletics.com: The site includes up-to-the minute SU athletics news, rosters, schedules, results, and statistics for all 21 varsity sports. Broadcasts of Syracuse University men's basketball can be heard through the website as well.

Orange All-Access

Coach Jim Boeheim's post-game press conference and game highlights are available on Orange All-Access.

BIG EAST Conference (www.bigeast.org):

The BIG EAST Conference website contains current news, including standings, notes, results and statistics.

Athletic Communications Men's Basketball Directory

Pete Moore, director.....315-443-2608
 cell phone315-952-5011
 e-mail address pimoore@syr.edu
 Mike Morrison, assistant.....315-443-2608
 Lindsey Campbell, intern.....315-443-1330

2009-10 Opponents

includes games of 3/21 - rpi from ncaa as of 3/14

Date	Opponent	W-L	Rank	RPI	Series	Post	TV
11/9	Albany	7-25		300	7-0		
11/11	Robert Morris	21-12		129	3-0	NCAA	
11/19	vs. California	24-11		20	1-0	NCAA	
11/20	vs. North Carolina	18-16		91	3-4	NIT	
11/24	Cornell	29-4	rv/rv	46	86-31	NCAA	
11/27	Columbia	11-17		251	11-3		
11/30	Colgate	10-18		290	117-45		
12/5	Maine	18-11		154	4-0		
12/10	vs. Florida	21-13		56	3-1	NCAA	
12/13	St. Francis (N.Y.)	11-18		295	3-0		
12/19	St. Bonaventure	15-16		156	23-3		
12/22	Oakland	26-9		52	2-0	NCAA	
12/29	at Seton Hall	19-13		61	44-15	NIT	
1/2	Pittsburgh	25-9	16/t16	15	61-36	NCAA	
1/6	Memphis	24-10		53	2-1	NIT	
1/10	USF	20-13		71	5-1	NIT	
1/13	at Rutgers	15-17		161	34-9		
1/16	at West Virginia	29-6	7/5	4	32-16	NCAA	
1/18	at Notre Dame	23-12	rv/--	48	22-18	NCAA	
1/23	Marquette	22-12	rv/rv	50	6-2	NCAA	
1/25	Georgetown						
1/30	at DePaul	8-23		211	7-4		
2/2	Providence						
2/7	at Cincinnati	19-15		63	5-2	NIT	
2/10	Connecticut	18-15		64	50-35	NIT	
2/14	Louisville						
2/18	at Georgetown						
2/23	at Providence	12-19		140	43-10		
2/27	Villanova	25-8	10/9	11	35-30	NCAA	
3/2	St. John's	17-16		82	46-37	NIT	
3/6	at Louisville	20-13	rv/--	37	4-12	NCAA	
3/11	vs. Georgetown (BET)	23-11	22/15	7	46-38	NCAA	
3/19	vs. Vermont (NCAA)	25-10		117	1-1	NCAA	
3/21	vs. Gonzaga (NCAA)	27-7	22/18	36		NCAA	
3/25	vs. Butler (NCAA)	30-4	11/8			NCAA	
Totals		612-403	.603				

Four Sign Letters-of-Intent With SU

Syracuse men's basketball coach Jim Boeheim announced that C.J. Fair, Baye Moussa Keita, Fabricio (Fab) de Melo, and Dion Waiters have signed National Letters of Intent (NLI) to play for the Orange next season.

Fair, a Baltimore product who attends Brewster Academy (N.H.), is a 6-8 forward. He is rated the 45th-best prospect in the Class of 2010 by Rivals.com, 48th by Scout.com and 59th by ESPNU. Fair began his high-school career at Baltimore City College. As a sophomore, he earned All-Metro honors after helping his squad to the state semifinals. Fair averaged 20.3 points and six rebounds per outing. Fair was slowed during his junior campaign by knee surgery he had during the summer. He played AAU with the Baltimore Stars, coached by Duane Davis.

Keita is enrolled at Oak Hill Academy (Va.), where he plays for veteran Coach Steve Smith. He is a 6-10 forward who is from Senegal. Following his sophomore season, he participated in the Jordan Brand Classic's International Game at Madison Square Garden and the Nike Global Challenge in Portland. He is rated the 19th-best center by Scout.com.

de Melo, a 7-0, 267-pound center, is a native of Brazil who is attending Sagemont (Fla.) High School. He is ranked fifth overall and second among centers in the Class of 2010 according to Rivals.com. Scout.com has de Melo rated 25th overall and third among centers. The ESPNU ratings had him 20th overall and second among centers. His high school coach is Adam Ross. de Melo did not start playing basketball competitively until the ninth grade. He was a member of the Brazilian 17-and-under national team. He transferred into the Florida High School Athletic Association a year ago and had to sit out a season. He is eligible this winter. de Melo participated at the King James Classic last spring with the AAU Florida Rams. He earned first-team honors at the NBA Players Association Top 100 Camp in Virginia.

Waiters is a 6-3 guard at Life Center Academy (N.J.) and the cousin of current Syracuse performer Scoop Jardine. He attended South Kent School (Conn.) for one year before enrolling at Life Center Academy. Waiters missed his junior campaign with an ankle injury. He is listed as the 14th-best recruit and the third-best shooting guard in the Class of 2010 by ESPNU. Waiters is also ranked 18th overall and fifth among shooting guards by Scout.com and 29th by Rivals.com. Waiters participated in the LeBron James Skills Academy during the summer.

ESPN's Scout Inc. rated the Syracuse class as the fourth-best in the nation behind Memphis, Ohio State and North Carolina. Scout.com also ranked the Syracuse class fourth overall.

The National Letter-of-Intent program was started in 1964. Administered by the Collegiate Commissioners Association (CCA), the program was designed with prospective student-athletes in mind. A signed letter-of-intent indicates a prospective student-athlete agrees to attend the designated college or university for one academic year. Institutions agree to provide athletics financial aid for one academic year to the student-athlete, provided the student-athlete is admitted to the institution and is eligible for financial aid under NCAA rules.

2009-10 SYRACUSE BASKETBALL



GAME-BY-GAME STATISTICS

Opponent	Score	TOTAL		3-PTS		FT-FTA	REBOUNDS			PF	A	TO	Blk	Stl
		FG-FGA	Pct	3FG-FGA	Pct		Pct	Off-Def	Tot					
Syracuse	W, 75-43	29-60	.483	2-17	.118	15-31	.484	14-32	46	16	21	21	6	21
Albany		15-55	.273	5-28	.179	8-14	.571	12-27	39	27	10	32	4	12
Syracuse	W, 100-60	35-60	.583	13-26	.500	17-25	.680	9-28	37	15	26	23	14	17
Robert Morris		22-62	.355	6-23	.261	10-17	.588	14-22	36	22	16	28	0	15
Syracuse	W, 95-73	36-63	.571	9-23	.391	14-24	.583	6-32	38	13	21	12	9	10
vs. California		30-75	.400	6-20	.300	7-12	.583	15-28	43	20	14	15	1	4
Syracuse	W, 87-71	37-68	.544	9-21	.429	4-10	.400	12-25	37	18	20	16	2	14
vs. North Carolina		24-63	.381	4-16	.250	19-26	.731	19-23	42	11	14	19	4	7
Syracuse	W, 88-73	28-55	.509	9-18	.500	23-28	.821	10-25	35	15	16	11	8	13
Cornell		26-63	.413	13-37	.351	8-12	.667	15-21	36	22	18	17	1	7
Syracuse	W, 85-60	30-57	.526	9-21	.429	16-22	.727	12-24	36	11	22	16	8	14
Columbia		22-58	.379	9-21	.429	7-10	.700	13-18	31	16	18	20	1	9
Syracuse	W, 92-58	39-68	.574	11-27	.407	3-4	.750	11-31	42	16	35	10	8	13
Colgate		20-55	.364	7-21	.333	11-19	.579	10-19	29	8	16	17	1	7
Syracuse	W, 101-55	41-63	.651	12-23	.522	7-12	.583	8-37	45	15	28	17	14	12
Maine		18-68	.265	9-30	.300	10-15	.667	16-17	33	12	11	18	0	13
Syracuse	W, 85-73	32-61	.525	3-13	.231	18-31	.581	16-27	43	12	18	15	1	13
vs. Florida		27-62	.435	12-30	.400	7-13	.538	12-19	31	20	21	19	2	4
Syracuse	W, 75-51	29-54	.537	8-18	.444	9-16	.563	12-23	35	14	24	16	10	13
St. Francis (NY)		17-58	.293	8-24	.333	9-16	.563	21-19	40	16	11	17	2	9
Syracuse	W, 85-72	32-57	.561	6-15	.400	15-26	.577	13-26	39	16	17	17	6	9
St. Bonaventure		30-65	.462	6-27	.222	6-12	.500	13-19	32	19	18	13	2	6
Syracuse	W, 92-60	36-65	.554	10-22	.455	10-16	.625	13-31	44	11	24	15	8	12
Oakland		26-70	.371	2-22	.091	6-10	.600	16-20	36	15	15	16	2	9
Syracuse	W, 80-73	29-61	.475	3-10	.300	19-26	.731	14-30	44	16	11	20	9	5
at Seton Hall		26-77	.338	7-26	.269	14-24	.583	25-21	46	18	14	13	3	13
Syracuse	L, 72-82	28-66	.424	1-13	.077	15-23	.652	16-20	36	25	12	14	6	10
Pittsburgh		23-52	.442	10-24	.417	26-36	.722	12-26	38	20	19	19	3	7
Syracuse	W, 74-57	24-44	.545	7-14	.500	19-30	.633	12-24	36	10	19	17	4	6
Memphis		22-55	.400	9-28	.321	4-6	.667	10-14	24	20	17	14	4	12
Syracuse	W, 82-65	32-63	.508	5-17	.294	13-20	.650	13-23	36	18	19	11	6	6
USF		22-55	.400	3-18	.167	18-25	.720	14-24	38	19	11	16	3	7
Syracuse	W, 81-65	28-59	.475	9-22	.409	16-22	.727	15-24	39	9	21	18	5	18
at Rutgers		25-65	.385	11-31	.355	4-5	.800	15-19	34	14	14	22	3	13
Syracuse	W, 72-71	26-45	.578	4-12	.333	16-26	.615	11-24	35	19	9	20	4	4
at West Virginia		24-61	.393	10-26	.385	13-19	.684	16-13	29	24	17	12	2	6
Syracuse	W, 84-71	26-53	.491	8-17	.471	24-31	.774	13-25	38	14	19	11	5	5
at Notre Dame		26-67	.388	8-30	.267	11-13	.846	16-19	35	23	22	11	1	4
Syracuse	W, 76-71	31-53	.585	1-8	.125	13-19	.684	11-35	46	13	23	22	10	8
Marquette		26-67	.388	10-25	.400	9-13	.692	7-14	21	20	15	9	0	7
Syracuse	W, 73-56	24-45	.533	4-11	.364	21-28	.750	6-27	33	9	18	15	8	13
Georgetown		21-49	.429	8-21	.381	6-11	.545	5-19	24	20	14	19	2	9
Syracuse	W, 59-57	24-57	.421	5-16	.313	6-8	.750	10-25	35	13	19	12	4	8
at DePaul		22-53	.415	8-24	.333	5-10	.500	11-24	35	13	17	12	2	8
Syracuse	W, 85-68	34-59	.576	5-16	.313	12-19	.632	13-21	34	13	22	16	8	10
Providence		28-65	.431	6-21	.286	6-10	.600	19-16	35	15	18	17	0	8
Syracuse	W, 71-54	24-47	.511	8-16	.500	15-26	.577	9-20	29	13	13	7	1	7
at Cincinnati		20-48	.417	5-19	.2563	9-18	.500	9-21	30	19	10	13	1	4
Syracuse	W, 72-67	23-54	.426	3-13	.231	23-28	.821	9-30	39	17	17	20	12	4
Connecticut		26-67	.388	4-16	.250	11-17	.647	16-26	42	22	13	17	3	13
Syracuse	W, 66-60	24-58	.414	5-19	.263	7-11	.636	19-20	39	14	17	12	3	4
Louisville		24-56	.429	9-30	.300	9-17	.529	18-18	36	15	15	12	5	3
Syracuse	W, 75-71	20-45	.444	8-15	.533	27-30	.900	6-29	35	26	12	18	7	5
at Georgetown		25-65	.385	5-20	.250	16-24	.667	14-21	35	22	10	10	5	8
Syracuse	W, 99-85	40-72	.556	10-21	.476	9-14	.643	17-22	39	7	23	12	5	12
at Providence		34-66	.515	14-33	.424	3-4	.750	10-19	29	16	19	16	3	7
Syracuse	W, 95-77	32-74	.432	7-21	.333	24-33	.727	23-26	49	14	21	10	5	10
Villanova		28-67	.418	8-28	.286	13-18	.722	15-25	40	25	15	17	4	8
Syracuse	W, 85-66	30-58	.517	6-17	.353	19-27	.704	14-24	38	14	19	11	8	8
St. John's		25-61	.410	7-20	.350	9-17	.529	16-18	34	23	18	14	2	9
Syracuse	L, 68-78	27-62	.435	4-16	.250	10-19	.526	13-23	36	11	15	11	2	6
at Louisville		30-65	.462	12-40	.300	6-9	.667	15-27	42	15	25	14	7	6
Syracuse	L, 84-91	32-59	.542	11-20	.550	9-12	.750	8-20	28	21	19	17	4	10
vs. Georgetown (BET)		33-57	.579	6-18	.333	19-28	.679	9-20	29	13	22	12	1	13
Syracuse	W, 79-56	30-55	.545	10-22	.455	9-11	.818	13-27	40	14	24	16	8	8
vs. Vermont (NCAA)		23-66	.348	5-22	.227	5-10	.500	16-13	29	11	13	9	1	8
Syracuse	W, 87-65	29-53	.547	12-25	.480	17-23	.739	8-30	38	17	17	15	2	4
vs. Gonzaga (NCAA)		25-60	.417	3-21	.143	12-20	.600	11-16	27	18	14	11	3	8

SYRACUSE TOTALS		1,021-1973	.517	237-605	.392	494-731	.676	409-890	1,299	499	661	514	220	332
OPPONENT TOTALS		835-2,099	.398	255-840	.304	336-530	.634	475-685	1,160	613	534	540	78	283



Boeheim Earns Win #829 Against Gonzaga

Jim Boeheim guided the Orange to the 829th win of his SU coaching career when Syracuse defeated Gonzaga in the second round of the NCAA Tournament on March 21, 87-65.

The club's win against Georgetown on January 25 gave Syracuse a 20-win season for the 32 time under Boeheim. It is an NCAA Division I record, and two seasons ahead of North Carolina's Dean Smith.

Boeheim earned the 800th victory of his head-coaching tenure at his alma mater when the Orange defeated Albany, 75-43, in the 2009-10 season opener on November 9. He joined an exclusive list of eight Division I coaches who have reached the milestone.

The Book On Boeheim

Boeheim owns a career record of 829-292 (.740). Boeheim is second among active Division I coaches in wins, trailing only Mike Krzyzewski (Duke). Boeheim is sixth on the all-time Division I victory list and is ninth among active Division I coaches in winning percentage.

Only Dean Smith (North Carolina), Adolph Rupp (Kentucky) and Jim Phelan (Mt. St. Mary's) have won more games at one Division I school and only Smith and Phelan have logged more than Boeheim's 1,121 games for coaches who have served at only one institution.

The 2010 NCAA berth gave SU 33 post-season appearances under Boeheim, including 27 NCAA Tournaments. His SU teams have won 21-or-more games in 30 seasons. He has guided his alma mater to the NCAA title game three times, winning it for the first time in 2003.

Boeheim Foundation Announces 2010 "Basket Ball"

The Jim and Juli Boeheim Foundation has announced it will hold the "Basket Ball," an annual charity gala now entering its 11th year, on April 24 at Turning Stone Resort in Verona, N.Y.

This year's gala will support the newly-formed Jim and Juli Boeheim Foundation. The mission of the Foundation is "to enrich the lives of kids in need within the Central New York community and provide support for eliminating cancer through research and advocacy." The Foundation has a goal of distributing all funds raised within the Central New York community.

Over the previous 10 "Basket Ball" galas, more than \$3 million has been raised. For the ninth consecutive year, Excellus BlueCross BlueShield will serve as presenting sponsor of the 2010 "Basket Ball". Internationally acclaimed, Grammy winning American funk/soul band The Commodores will headline this year's event. Classified, a popular dance band will also perform.

In addition to an evening of entertainment and dining, attendees will have the opportunity to bid on a variety of items through both a live and silent auction.

Hoops For Haiti

Kentucky coach John Calipari's Hoops For Haiti telethon on Sunday, January 17, raised more than one million dollars, including matching funds. SU coach Jim Boeheim participated with his own donation. Proceeds are going to the United Way and Red Cross relief efforts. Other college basketball-related participants included ESPN's Dick Vitale, Michigan State coach Tom Izzo and Minnesota coach Tubby Smith.

Coaches vs. Cancer® Suits and Sneakers Weekend

The Syracuse men's basketball staff participated in Coaches vs. Cancer® Suits and Sneakers awareness weekend, a collaborative initiative of the American Cancer Society and the National Association of Basketball Coaches (NABC) during the weekend of Jan. 29-31, 2010. Participating NABC member coaches and staff wore sneakers instead of dress shoes during weekend games to demonstrate their support for the American Cancer Society. The Syracuse staff wore sneakers at the game against DePaul on January 30.

Jim Boeheim has been a long-time supporter of the Coaches vs. Cancer® program. His fundraising efforts have annually been ranked among the nation's best.

Jim Boeheim Records 1976-present (34 seasons)

At Syracuse:	829-292 (.740)
BIG EAST Regular Season:	326-178 (.647)
BIG EAST Tournament:	45-26 (.634)
Postseason NIT	12-7 (.632)
NCAA Tournament:	44-25 (.638)
Since 1987 in the NCAAs:	37-16 (.698)
NCAA First Round Games	22-5 (.815)
Avg. Single-Season Record:	24.2-8.7
Season Openers	30-4 (.882)
As an SU Player:	55-24 (.696)
As an SU Assistant:	139-65 (.681)

	2009-10 National Coach of the Year
---	---

	2009-10 National Coach of the Year
---	---

	2009-10 District 5 Coach of the Year
---	---

	2009-10 District 2 Coach of the Year
---	---

BIG EAST Coaching Wins
Regular Season and BIG EAST Tournament
includes 2010 BIG EAST Tournament

Coach	Team	Won-Lost	Pct.
1. JIM BOEHEIM	SYRACUSE	371-204	.645
2. JIM CALHOUN	Connecticut	289-165	.637
3. John Thompson	Georgetown	231-123	.653
4. Lou Carnesecca	St. John's	139-80	.635
5. Rollie Massimino	Villanova	123-92	.572
6. MIKE BREY	Notre Dame	104-78	.571
7. JAY WRIGHT	Villanova	98-69	.587
8. Steve Lappas	Villanova	97-79	.565
9. JAMIE DIXON	Pittsburgh	94-41	.696
10. P.J. Carlesimo	Seton Hall	90-130	.409
11. RICK PITINO	Prov.,Louisville	81-48	.628

active coaches in bold

BIG EAST Coaching Percentage
Regular Season and BIG EAST Tournament
includes 2010 BIG EAST Tournament

Coach	Team	Won-Lost	Pct.
1. JAMIE DIXON	Pittsburgh	94-41	.696
2. BOB HUGGINS	West Virginia	42-22	.656
3. John Thompson	Georgetown	231-123	.653
4. JIM BOEHEIM	SYRACUSE	371-204	.645
5. JIM CALHOUN	Connecticut	289-165	.637
6. Lou Carnesecca	St. John's	139-80	.635
7. BUZZ WILLIAMS	Marquette	26-15	.632
8. RICK PITINO	Prov.,Louisville	81-48	.628
9. J. THOMPSON III	Georgetown	74-44	.623
10. Ben Howland	Pittsburgh	46-29	.613
11. Mike Jarvis	St. John's	57-36	.613

active coaches in CAPS

NCAA Division I Coaches by Wins

Coach	Schools	Wins
1. Bob Knight	Army, Indiana, Texas Tech	902
2. Dean Smith	North Carolina	879
3. Adolph Rupp	Kentucky	876
4. MIKE KRZYZEWSKI	Army, Duke	864
5. Jim Phelan	Mt. St. Mary's	830
6. JIM BOEHEIM	Syracuse	829
7. JIM CALHOUN	Northeastern, Connecticut	823
8. Eddie Sutton	Creighton, Arkansas, Kentucky, Okla. State, San Francisco	804
9. Lefty Driesell	Davidson, Maryland, James Madison, Georgia State.	786
10. Lute Olson	Long Beach State, Iowa, Arizona	780

active coaches in CAPS

Active NCAA Division I Coaches by Wins

Coach	School	Wins
1. Mike Krzyzewski	Army, Duke	864
2. JIM BOEHEIM	Syracuse	829
3. Jim Calhoun	Northeastern, Connecticut	823
4. Bob Huggins	Walsh, Akron, Cincinnati, Kansas State, West Virginia	668
5. Gary Williams	American, Boston College, Ohio State, Maryland	649
6. Tom Penders	Tufts, Columbia, Fordham, Rhode Island, Texas, George Washington, Houston	648

Active Division I Coaches by Percentage

Coach	Schools	Won-Lost	Pct.
1. Mark Few	Gonzaga	291-73	.799
2. Roy Williams	Kansas, N. Carolina	612-154	.798
3. Jamie Dixon	Pittsburgh	188-54	.777
4. Bruce Pearl	S. Indiana, Wisc.-Milwaukee, Tennessee	442-129	.774
5. John Calipari	Mass., Memphis, Kentucky	475-141	.771
6. Bo Ryan	Wisc.-Platteville, Wisc.-Milwaukee, Wisconsin	600-185	.764
7. Mike Krzyzewski	Army, Duke	864-279	.756
8. Thad Matta	Xavier, Butler, Ohio State	258-84	.754
9. JIM BOEHEIM	Syracuse, Kentucky, Louisville	829-292	.740
10. Bob Huggins	Walsh, Akron, West Virginia	668-240	.736
11. Rick Pitino	Providence,	572-210	.731

minimum 5 years as Division I head coach.

Division I Coaches 20-Win Seasons

Coach	Schools	No.
1. JIM BOEHEIM	Syracuse	*32
2. Dean Smith	North Carolina	30
3. Bob Knight	Army, Indiana, Texas Tech	29
Lute Olson	Iowa, Arizona	29
5. MIKE KRZYZEWSKI	Army, Duke	*26
6. Eddie Sutton	Creighton, Arkansas, Kentucky, Oklahoma State, San Francisco	25
Jerry Tarkanian	Long Beach State, UNLV, Fresno	25
8. JIM CALHOUN	Northeastern, Connecticut	23
Adolph Rupp	Kentucky	23
10. Lefty Driesell	Davidson, Maryland, James Madison, Georgia State	22

*includes 2009-10 season
active coaches in CAPS

includes games of Mar. 21



Division I NCAA Tournament Wins

Coach	Schools	Wins
1. MIKE KRZYZEWSKI	Army, Duke	73
2. Dean Smith	North Carolina	65
3. ROY WILLIAMS	N. Carolina, Kansas	54
4. John Wooden	UCLA	47
5. Lute Olson	Iowa, Arizona	46
6. Bob Knight	Army, Indiana, Texas Tech	45
7. JIM CALHOUN	Northeastern, Connecticut	44
JIM BOEHEIM	Syracuse	44
9. Denny Crum	Louisville	42
10. RICK PITINO	Providence, Kentucky, Louisville	40

active coaches in CAPS

Active Division I Coaches by Games

Coach	Schools	Games
1. Jim Calhoun	Northeastern, Connecticut	1,180
2. Mike Krzyzewski	Army, Duke	1,143
3. JIM BOEHEIM	Syracuse	1,121
4. Tom Penders	Tufts, Columbia, Fordham, Rhode Island, Texas, George Washington, Houston	1,086
5. Homer Drew	Bethel (IN), Ind.-South Bend, Valparaiso	1,032

active coaches in CAPS

Division I Seasons With Current School

seasons completed

Coach	School	Seasons
1. JIM BOEHEIM	Syracuse	33
2. Dave Bike	Sacred Heart	31
3. Mike Krzyzewski	Duke	29
4. Don Maestri	Troy	27
5. Greg Kampe	Oakland	25
6. Rick Byrd	Belmont	23
Jim Calhoun	Connecticut	23
Fang Mitchell	Coppin State	23
L. Vann Pettaway	Alabama A&M	23
10. Bob Thomason	Pacific	21

Fastest To 100 Wins

Head coaches with at least half of their wins at Division I

Coach, Team	Games	Season	Year
1. Doc Meanwell, Wisconsin, Missouri	109	7th	1918
2. Buck Freeman, St. John's	110	5th	1932
3. Adolph Rupp, Kentucky	116	6th	1936
4. JIM BOEHEIM, SYRACUSE	117	4th	1980
Jerry Tarkanian, Long Beach State	117	5th	1973

Fastest To 400 Wins

Head coaches with at least half of their wins at Division I

Coach, Team	Games	Season	Year
1. Adolph Rupp, Kentucky	477	20th	1950
2. Clair Bee, Rider, Long Island	483	21st	1951
3. Jerry Tarkanian, Long Beach, UNLV	492	17th	1985
4. Roy Williams, Kansas, N.Carolina	496	15th	2003
5. Hank Iba, NW Missouri, Colorado, Oklahoma State	500	19th	1948
6. Frank Kearney, Rhode Island	521	28th	1948
7. Phog Allen, Baker, Haskell, Central Missouri State, Kansas	522	29th	1935
George Keogan, UW-Superior, St. Louis, St. Thomas, Allegheny, Valparaiso, Notre Dame	522	26th	1942
9. JIM BOEHEIM, SYRACUSE	527	17th	1993
10. Dean Smith, North Carolina	531	19th	1980

Fastest To 500 Wins

Head coaches with at least half of their wins at Division I

Coach, Team	Games	Season	Year
1. Adolph Rupp, Kentucky	583	23rd	1955
2. Jerry Tarkanian, Long Beach, UNLV	604	20th	1988
3. Roy Williams, Kansas, North Carolina	627	19th	2007
4. Hank Iba, NW Missouri, Colorado, Oklahoma State	631	23rd	1952
5. Phog Allen, Baker, Haskell, Central Missouri State, Kansas	646	34th	1940
6. John Wooden, Indiana State, UCLA	652	24th	1970
7. Dean Smith, North Carolina	653	23rd	1984
8. John Chaney, Cheney, Temple	662	22nd	1994
9. Ed Diddle, Western Kentucky	667	28th	1950
10. JIM BOEHEIM, SYRACUSE	669	21st	1997

Fastest To 600 Wins

Head coaches with at least half of their wins at Division I

Coach, Team	Games	Season	Year
1. Adolph Rupp, Kentucky	704	27th	1959
2. Jerry Tarkanian, Long Beach, UNLV	720	24th	1992
3. John Wooden, Indiana State, UCLA	755	27th	1973
4. Dean Smith, North Carolina	773	26th	1987
5. Hank Iba, NW Missouri, Colorado, Oklahoma State	775	29th	1958
6. Phog Allen, Baker, Haskell, Central Missouri State, Kansas	780	41st	1947
7. Bo Ryan, Wisc.-Platteville, Wisc.-Milwaukee, Wisconsin	784		2010
8. Ed Diddle, Western Kentucky	790	32nd	1954
9. JIM BOEHEIM, SYRACUSE	807	25th	2001
10. Bob Knight, Army, Indiana	812	27th	1993

Fastest To 700 Wins

Head coaches with at least half of their wins at Division I

Coach, Team	Games	Season	Year
1. Adolph Rupp, Kentucky	836	32nd	1964
2. Jerry Tarkanian, Long Beach St., UNLV, Fresno St.	876	29th	2000
3. Dean Smith, North Carolina	904	30th	1991
4. Phog Allen, Baker, Haskell Central Missouri St., Kansas	938	47th	1953
5. JIM BOEHEIM, SYRACUSE	939	29th	2005

active coaches in CAPS

Fastest To 800 Wins

Head coaches with at least half of their wins at Division I

Coach, Team	Games	Season	Year
1. Adolph Rupp, Kentucky	972	37th	1969
2. Dean Smith, North Carolina	1,029	33rd	1994
3. Mike Krzyzewski, Army, Duke	1,064	33rd	2008
4. JIM BOEHEIM, Syracuse	1,088	34th	2009
5. Bob Knight, Army, Indiana, Texas Tech	1,102	37th	2003

**2009 Associated Press Poll
March 15, 2010**

No.	Team	W-L	Points
1.	Kansas (63)	32-2	1,625
2.	Kentucky	32-2	1,559
3.	Duke	29-5	1,427
4.	SYRACUSE	28-4	1,412
5.	Ohio State	27-7	1,377
6.	West Virginia	27-6	1,365
7.	Kansas State	26-7	1,209
8.	Nw Mexico	29-4	1,043
9.	Villanova	24-7	961
10.	Purdue	27-5	915
11.	Butler	28-4	903
12.	Temple	29-5	843
13.	Michigan State	24-8	836
14.	Georgetown	23-10	788
15.	Tennessee	25-8	616
16.	Wisconsin	23-8	603
17.	Brigham Young	29-5	600
18.	Pittsburgh	24-8	566
19.	Baylor	25-7	550
20.	Maryland	23-8	394
21.	Vanderbilt	24-8	382
22.	Gonzaga	26-6	359
23.	Texas A&M	23-9	290
24.	Richmond	26-8	141
25.	Xavier	24-8	106

Others receiving votes: Northern Iowa 68, UTEP 58, Notre Dame 39, Marquette 33, San Diego State 18, Saint Mary's 15, Cornell 6, UNLV 5, Georgia Tech 4, Utah State 3, Virginia Tech. 3, Mississippi State 1, Murray State 1, Texas 1.

**2009 ESPN/USA Today Coaches Poll
March 15, 2010**

No.	Team	W-L	Points
1.	Kansas (31)	32-2	775
2.	Kentucky	32-2	744
3.	Duke	29-5	699
4.	SYRACUSE	28-4	667
5.	West Virginia	27-6	661
6.	Ohio State	27-7	626
7.	Kansas State	26-7	566
8.	Butler	28-4	511
9.	Villanova	24-7	471
9.	New Mexico	29-4	467
11.	Purdue	27-5	462
12.	Michigan State	24-8	409
13.	Temple	29-5	403
14.	Tennessee	25-8	352
15.	Georgetown	23-10	341
16.	Brigham Young	29-5	265
	Pittsburgh	24-8	265
18.	Gonzaga	26-6	245
19.	Wisconsin	23-8	215
20.	Maryland	23-8	184
21.	Baylor	25-7	177
22.	Vanderbilt	24-8	127
23.	Texas A&M	23-9	126
24.	Northern Iowa	28-4	122
25.	UTEP	26-6	67

Others receiving votes: Saintn Mary's 37, Richmond 24, San Diego State 16, Cornell 14, Washington 10, Marquette 9, Utah State 5, Xavier 4, Old Dominion 3, Georgia Tech 2, Siena 2, Texas 1, Minnesota 1.

SU AP Poll Points

The last time...

SU vs.	3/21/10	#4 SU 87, #22 Gonzaga 65
ranked team		
SU beat a	3/21/10	#4 SU 87, #22 Gonzaga 65
ranked team		
Both ranked	3/21/10	#4 SU 87, #22 Gonzaga 65
Both top 10	2/27/10	#4 SU 95, #7 Villanova 77
Both top 5	12/7/04	#5 Ok. State 74, #4 SU 60
SU vs. ranked	11/19/09	SU 95, #13 California 73
back-to-back	11/20/09	SU 87, #6 North Carolina 71
SU played #1	2/11/09	#1 UConn 63, #23 SU 49
SU beat #1	3/9/06	SU 86, #1 UConn 84 OT
SU played #2	2/3/03	SU 67, #2 Pittsburgh 65
SU beat #2	2/3/03	SU 67, #2 Pittsburgh 65
SU played #3	3/12/09	#18 SU 127, #3 UConn 117 6 OT
SU beat #3	3/12/09	#18 SU 127, #3 UConn 117 6 OT
SU played #4	1/19/09	#4 Pittsburgh 78, #8 SU 60
SU beat #4	4/7/03	SU 81, #4 Kansas 78
SU played #5	3/14/09	#5 Louisville 76, #18 SU 66
SU beat #5	2/1/94	SU 108, #5 Connecticut 95
SU played #6	11/20/09	SU 87, #6 North Carolina 71
SU beat #6	11/20/09	SU 87, #6 North Carolina 71
SU played #7	2/27/10	#4 SU 95, #7 Villanova 77
SU beat #7	2/27/10	#4 SU 95, #7 Villanova 77
SU played #8	2/16/08	SU 77, #8 Georgetown 70
SU beat #8	2/16/08	SU 77, #8 Georgetown 70
SU played #9	1/16/10	#5 SU 72, #9 West Virginia 71
SU beat #9	1/16/10	#5 SU 72, #9 West Virginia 71
SU played #10	2/18/10	#5 SU 75, #10 Georgetown 71
SU beat #10	2/18/10	#5 SU 75, #10 Georgetown 71
SU played #11	1/13/03	SU 76, #11 Missouri 69
SU beat #11	1/13/03	SU 76, #11 Missouri 69
SU played #12	2/22/09	#12 Villanova 89, #24 SU 86
SU beat #12	1/17/09	#8 SU 93, #12 Notre Dame 74
SU played #13	11/19/09	SU 95, #13 California 73
SU beat #13	11/19/09	SU 95, #13 California 73
SU played #14	2/20/06	SU 60, #14 W. Virginia 58
SU beat #14	2/20/06	SU 60, #14 W. Virginia 58
SU played #15	1/7/07	SU 70, #15 Marquette 58
SU beat #15	1/7/07	SU 70, #15 Marquette 58
SU played #16	3/4/03	SU 92, #16 Notre Dame 88
SU beat #16	3/4/03	SU 92, #16 Notre Dame 88
SU played #17	2/7/09	#17 Villanova 102, # 20 SU 85
SU beat #17	11/24/08	SU 89, #17 Florida 83
SU played #18	2/18/08	#18 Louisville 61, SU 50
SU beat #18	3/15/98	SU 56, #18 New Mexico 46
SU played #19	3/22/09	#13 SU 89, #19 Arizona State 67
SU beat #19	3/22/09	#13 SU 89, #19 Arizona State 67
SU played #20	3/8/07	#20 Notre Dame 89, SU 83
SU beat #20	1/27/96	SU 88, #20 Boston College 73
SU played #21	3/8/08	SU 87, #21 Marquette 72
SU beat #21	3/8/08	SU 87, #21 Marquette 72
SU played #22	3/21/10	#4 SU 87, #22 Gonzaga 65
SU beat #22	3/21/10	#4 SU 87, #22 Gonzaga 65
SU played #23	12/20/08	SU 72, #23 Memphis 65
SU beat #23	12/20/08	SU 72, #23 Memphis 65
SU played #24	11/19/04	SU 71, #24 Memphis 62
SU beat #24	11/19/04	SU 71, #24 Memphis 62
SU played #25	1/19/08	#25 Villanova 81, SU 71
SU beat #25	1/31/00	SU 63, #25 St. John's 57
Ranked	15	2008-09
opponents in a season		

SU In The 2009-10 Polls

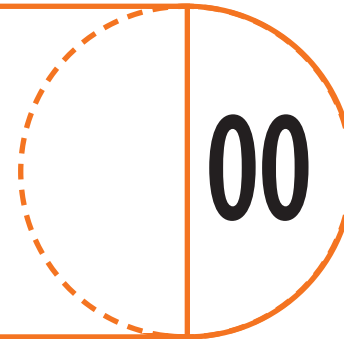
Date	AP	USA Today/ ESPN
Preseason	arv	25
November 16	arv	24
November 23	10	9
November 30	8	7
December 7	7	6
December 14	5	5
December 21	5	5
December 28	5	5
January 4	7	7
January 11	5	5
January 18	5	5
January 25	4	4
February 1	3	4
February 8	2	3
February 15	5	5
February 22	4	4
March 1	1	1
March 8	3	3
March 15	4	4



Rick Jackson

Junior • 6-9 • 240

Philadelphia, Pa. • Neumann-Goretti HS



- Jackson is fourth at Syracuse in career field-goal percentage (.594).
- Named the BIG EAST Player of the Week (March 1) for the first time in his career after averaging 23.5 points and 8.5 rebounds for the Orange in regular-season wins against Providence and Villanova. He was 22-for-32 from the floor (.688) in the two games.
- Jackson has his best game in an Orange uniform at Providence. He set career high for points (28), field goals (13), attempts (17), minutes (39) and tied his personal best with three steals. He had 19 points and eight boards versus Villanova.
- Pulled down double-digit rebounds for the sixth time this year with 10 at Louisville.
- Jackson had a career-high seven blocks in the win against Marquette. It was the most blocks for an SU player since Darryl Watkins had eight versus Cincinnati on Jan. 17, 2007. He also made all five of his field-goal attempts, the second time this season and the sixth time in his career he was perfect from the floor.
- Moved into 10th on SU's career blocks list with three at Notre Dame. He currently has 173 career rejections.
- Tied his career high for free throws made (4) and set a personal best for free-throw attempts (9) vs. Memphis.
- Averaged 16.5 points and 8.5 rebounds vs. Florida and St. Francis (N.Y.) on his way to BIG EAST Honor Roll recognition (Dec. 14).
- Jackson had 21 points and 11 rebounds vs. Florida. It was his first double-double of the season and the fifth of his career. He scored 16 of his 21 points in the first half. Jackson's seven offensive boards were also a personal best.
- Tied his career high with four assists against Cal.
- Jackson has at least one rebound in 102 of his 107 career appearances.
- High school teammate of Scoop Jardine at Neumann-Goretti.

Jackson Game-by-Game 2009-10

Opponent	MP	FG	3PT	FT	REB	F	A	T	B	S	TP
Albany *	19	4-4	0-0	2-4	5	0	2	2	2	1	10
Robert Morris *	24	4-5	0-0	2-5	5	2	2	2	3	1	10
vs. California *	27	3-5	0-0	2-2	6	1	4	2	2	0	8
vs. North Carolina *	19	3-4	0-0	1-1	4	5	1	0	1	2	7
Cornell *	25	3-7	0-0	1-2	9	3	2	0	3	3	7
Columbia *	29	4-6	0-0	2-2	9	0	0	3	2	0	10
Colgate *	23	3-5	0-0	0-0	8	0	2	4	4	1	6
Maine *	24	4-7	0-0	0-0	8	1	0	1	1	2	8
vs. Florida *	28	9-13	0-0	3-6	11	1	1	0	0	2	21
St. Francis (N.Y.) *	21	5-8	0-0	1-2	6	1	3	0	1	0	11
St. Bonaventure *	33	8-11	0-0	2-5	10	4	1	5	3	3	18
Oakland *	23	6-10	0-0	2-2	5	1	1	0	2	1	14
at Seton Hall *	28	2-9	0-0	0-1	10	2	2	2	2	0	4
Pittsburgh *	28	2-5	0-0	0-0	6	5	2	4	1	1	4
Memphis *	20	3-6	0-0	4-9	7	1	1	2	1	0	10
USF *	26	7-12	0-0	1-2	4	2	0	1	4	2	15
at Rutgers *	17	1-4	0-0	0-0	5	1	1	0	2	2	2
at West Virginia *	32	3-5	0-0	2-4	10	1	1	2	0	0	8
at Notre Dame *	25	2-4	0-0	2-2	4	0	2	2	3	0	6
Marquette *	26	5-5	0-0	2-4	5	0	1	5	7	1	12
Georgetown *	21	4-8	0-0	0-2	4	2	1	1	3	1	8
at DePaul *	28	5-8	0-0	0-0	8	0	0	1	3	3	10
Providence *	31	3-6	0-0	0-4	6	1	7	3	2	0	6
at Cincinnati *	29	2-4	0-0	1-2	10	3	2	1	0	0	5
Connecticut *	28	6-10	0-0	3-5	7	3	0	1	3	0	15
Louisville *	19	3-3	0-0	0-2	7	3	1	1	0	0	6
at Georgetown *	29	4-7	0-0	4-4	8	5	2	4	1	0	12
at Providence *	39	13-17	0-0	2-2	9	2	3	3	2	3	28
Villanova *	28	9-15	0-0	1-2	8	2	3	1	2	2	19
St. John's *	15	3-5	0-0	0-2	2	1	0	0	2	1	6
at Louisville *	34	4-9	0-0	2-6	10	3	1	3	0	1	10
vs. Georgetown (BET) *	32	2-6	0-0	0-0	4	4	2	5	2	2	4
vs. Vermont (NCAA) *	30	6-9	0-0	0-0	8	1	2	3	4	0	12
vs. Gonzaga (NCAA) *	25	2-5	0-0	1-2	9	4	4	1	1	0	5

* indicates started

Jackson's Season and Career Highs

Points
Season and Career: 28 at Providence, 2009-10

FG Made
Season and Career: 13 at Providence, 2009-10

FG Attempted
Season and Career: 17 at Providence, 2009-10

3-Point FGM
Season and Career: 0

3-Point FGA
Season: 0
Career: 1 vs. West Virginia (BET), 2008-09

FT Made
Season and Career: 4 vs. Memphis, Georgetown 2009-10; vs. Seton Hall, Colgate, 2008-09; vs. Washington, 2007-08

FT Attempted
Season and Career: 9 vs. Memphis, 2009-10

Rebounds
Season and Career: 11 vs. Florida, 2009-10

Off. Rebounds
Season and Career: 7 vs. Florida, 2009-10

Def. Rebounds
Season: 8 at Louisville, 2009-10
Career: 8 vs. Oakland, 2008-09

Assists
Season and Career: 7 vs. Providence, 2009-10

Steals
Season and Career: 3 at Providence, at DePaul, vs. St. Bonaventure, Cornell, 2009-10; vs. Le Moyne, 2008-09; vs. East Tennessee State, 2007-08

Blocks
Season and Career: 7 vs. Marquette, 2009-10

Minutes
Season and Career: 39 at Providence, 2009-10



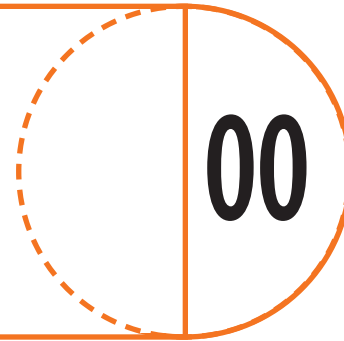
Honor Roll (Dec. 14)
Player of the Week (March 1)



Rick Jackson

Junior • 6-9 • 240

Philadelphia, Pa. • Neumann-Goretti HS



SU Career Blocks

Name	Games	Blk.	Avg.	Years
1. Etan Thomas	122	424	3.5	1996-00
2. Roosevelt Bouie	118	327	2.8	1976-80
3. Derrick Coleman	145	319	2.2	1986-90
Rony Seikaly	136	319	2.3	1984-88
5. Darryl Watkins	106	273	2.5	2003-07
6. Jeremy McNeil	135	260	1.9	1999-04
7. John Wallace	131	209	1.6	1992-96
8. Craig Forth	136	205	1.5	2001-05
9. Conrad McRae	104	203	2.0	1989-93
10. Rick Jackson	107	173	1.6	2008-pres.
11. Arinze Onuaku	134	148	1.1	2006-pres.
12. Dan Schayes	117	140	1.2	1977-81

SU Career FG Percentage

(min. 500 attempts)

No.	Name	FGM-FGA	Pct.	Years
1.	Arinze Onuaku	540-833	.648	2005-pres.
2.	Etan Thomas	495-825	.600	1996-00
3.	Bill Smith	536-900	.596	1968-71.
4.	Rick Jackson	337-567	.594	2007-pres.
5.	Roosevelt Bouie	631-1,064	.593	1976-80
6.	Derrick Coleman	770-1,356	.568	1986-90
7.	S. Thompson	801-1,431	.5597	1986-90
8.	Rony Seikaly	652-1,165	.5596	1984-88
9.	Otis Hill	572-1,039	.551	1993-97
10.	Rick Dean	352-640	.550	1964-67

Jackson In The NCAA Tournament

Year	G	TOTAL			3-PTS			REBOUNDS									
		FG-FGA	Pct	3FG-FGA	Pct	FT-FTA	Pct	Off-Def	Tot	Avg	PF-FO	A	TO	Blk	Stl	Pts	Avg
2008-09	3	14-23	.609	0-0	.000	5-11	.455	6-15	21	7.0	5-0	2	8	6	4	33	11.0
2009-10	2	8-14	.571	0-0	.000	1-2	.500	6-11	17	8.5	5-0	6	4	5	0	17	8.5
Totals	5	22-37	.595	0-0	.000	6-13	.462	12-26	38	7.6	10-0	8	12	11	4	50	10.0

Jackson's Career Statistics

Year	G	GS	TOTAL				3-PTS				REBOUNDS												
			FG	FGA	Pct	3FG	3FGA	Pct	FT	FTA	Pct	O	D	Tot	Avg	PF	FO	A	TO	Blk	Stl	Pts	Avg
2007-08	35	0	51	97	.526	0	0	.000	28	53	.528	42	63	105	3.0	44	0	19	32	44	15	130	3.7
2008-09	38	27	139	223	.623	0	1	.000	37	77	.480	78	141	219	5.8	76	2	36	60	60	34	315	8.3
2009-10	34	34	147	247	.595	0	0	.000	43	86	.500	92	145	237	7.0	65	3	57	65	69	35	337	9.9
Totals	107	61	337	567	.594	0	1	.000	108	216	.500	212	349	561	5.2	185	5	112	157	173	84	782	7.3



Scoop Jardine

Junior • 6-2 • 190

Philadelphia, Pa. • Neumann-Goretti HS

11

- Named the *Sporting News* Sixth Man of the Year.
- Syracuse is 14-1 this season and 19-2 all-time when Jardine passes out at least five assists.
- Averaging 14.7 points in the Orange's last six games. Averaging just 1.3 turnovers and 25.8 minutes played in that span.
- Jardine averaged 11.5 points and was 10-for-15 (.667) from the field in SU's first two NCAA Tournament wins.
- Led Orange with 20 points and six assists at Louisville.
- Tallied 16 points, including 12 in the first half, against Villanova. He also tied his career best with two 3-pointers and hauled in a personal-best seven rebounds.
- Scored all nine of his points vs. Georgetown on Jan. 25 in the first half to help the Orange overcome a 14-0 deficit to start the game. He was 4-for-4 from the field against the Hoyas.
- Tied his career high for made free throws (6) and set a personal best for free-throw attempts (9) at Rutgers.
- Recorded a career-best five steals vs. Columbia.
- Had a career night vs. Cal in the semifinals of the 2K Sports Classic. Jardine set personal highs in points (22) and field goals (8).
- Passed out a career-high nine assists vs. Robert Morris and St. Francis (N.Y.).
- Redshirted the 2008-09 season due to injury.
- High school teammate of Rick Jackson at Neumann-Goretti.

Jardine's Season and Career Highs

Points
Season and Career: 22 vs. California, 2009-10

FG Made
Season and Career: 8 vs. California, at Louisville, 2009-10

FG Attempted
Season and Career: 15 vs. Villanova, 2009-10

3-Point FG Made
Season and Career: 2 vs. Memphis, at Cincinnati, vs. Villanova, at Louisville, vs. Georgetown (BET) 2009-10; vs. Villanova, (BET), 2007-08

3-Point FG Attempted
Season and Career: 5 vs. Villanova, at Louisville, 2009-10

FT Made
Season and Career: 6 at Rutgers, 2009-10; vs. Villanova, 2007-08

FT Attempted
Season and Career: 9 at Rutgers, 2009-10

Rebounds
Season and Career: 7 vs. Villanova, 2009-10

Offensive Rebounds
Season and Career: 2 vs. Pittsburgh, Marquette, Villanova, 2009-10; vs. Robert Morris (NIT), 2007-08

Defensive Rebounds
Season: 5 vs. California, Villanova
Career: 6 vs. Rutgers, 2007-08

Assists
Season and Career: 9 vs. St. Francis, Robert Morris, 2009-10

Steals
Season and Career: 5 vs. Columbia, 2009-10

Blocks
Season and Career: 1 vs. Pittsburgh, Colgate, 2009-10; vs. Washington, at West Virginia, vs. Villanova, 2007-08

Minutes
Season: 31 at Louisville
Career: 39 at Georgetown, 2007-08

Jardine Game-by-Game 2009-10

Opponent	MP	FG	3PT	FT	REB	F	A	T	B	S	TP
Albany	19	5-7	0-0	2-3	0	0	4	1	0	2	12
Robert Morris	20	1-4	0-1	4-4	1	1	9	3	0	2	6
vs. California	27	8-13	1-3	5-7	6	1	6	1	0	4	22
vs. North Carolina	25	3-8	0-1	0-0	2	1	4	2	0	2	6
Cornell	17	1-2	0-0	2-2	0	0	3	2	0	1	4
Columbia	25	3-7	0-0	2-2	1	1	7	3	0	5	8
Colgate	19	1-6	0-1	1-2	1	2	8	1	1	0	3
Maine	21	4-6	1-3	1-1	5	3	7	6	0	0	10
vs. Florida	19	2-3	0-0	5-6	1	2	5	4	0	3	9
St. Francis (N.Y.)	24	1-2	1-2	0-0	2	0	9	4	0	2	3
St. Bonaventure	22	3-9	0-1	2-4	3	1	5	0	0	0	8
Oakland	17	2-2	0-0	0-0	1	1	2	3	0	0	4
at Seton Hall	26	4-8	0-0	2-2	2	2	3	2	0	2	10
Pittsburgh	22	6-13	0-1	3-3	2	3	3	2	1	3	15
Memphis	17	2-3	2-2	0-0	0	0	3	0	0	1	6
USF	28	3-7	0-3	2-2	3	3	4	2	0	1	8
at Rutgers	23	3-5	0-0	6-9	1	1	6	4	0	1	12
at West Virginia	16	1-3	0-1	2-4	2	4	0	3	0	0	4
at Notre Dame	15	2-4	0-0	2-2	3	0	6	1	0	0	6
Marquette	20	3-8	0-1	3-5	4	2	5	2	0	2	9
Georgetown	18	4-4	1-1	0-0	2	0	4	2	0	0	9
at DePaul	26	2-8	1-1	0-0	0	3	5	0	0	0	5
Providence	21	1-2	1-1	2-2	0	1	4	0	0	1	5
at Cincinnati	30	3-7	2-3	3-4	3	0	6	1	0	1	11
Connecticut	21	3-5	0-1	1-2	2	3	5	3	0	1	7
Louisville	26	3-7	0-2	0-0	2	1	3	3	0	1	6
at Georgetown	11	0-1	0-0	0-0	1	2	0	1	0	0	0
at Providence	22	2-4	1-1	3-6	1	2	4	1	0	0	8
Villanova	29	6-15	2-5	2-2	7	1	1	1	0	1	16
St. John's	25	3-7	0-1	4-6	4	0	3	1	0	2	10
at Louisville	31	8-13	2-5	2-3	2	1	6	0	0	2	20
vs. Georgetown (BET)	24	6-12	2-3	5-6	2	3	3	2	0	0	19
vs. Vermont (NCAA)	23	6-9	1-2	1-1	1	2	0	2	0	0	14
vs. Gonzaga (NCAA)	23	4-6	1-2	0-0	0	1	3	2	0	1	9

* indicates started



Jardine In The NCAA Tournament

Year	G	TOTAL		3-PTS		FT-FTA		REBOUNDS		PF-FO	A	TO	Blk	Stl	Pts	Avg	
		FG-FGA	Pct	3FG-FGA	Pct	Off-Def	Tot	Avg									
2009-10	2	10-15	.667	2-4	.500	1-1	1.000	0-1	1	0.5	3-0	3	4	0	1	23	11.5

Jardine's Career Statistics

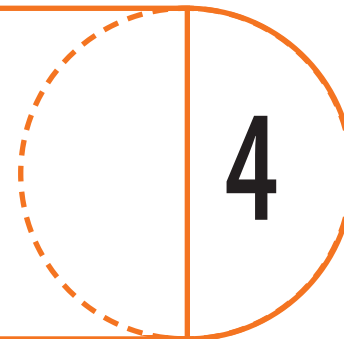
Year	G	GS	TOTAL		3-PTS		FT	FTA	Pct	REBOUNDS			PF	FO	A	TO	Blk	Stl	Pts	Avg			
			FG	FGA	Pct	3FG				3FGA	Pct	O									D	Tot	Avg
2007-08	33	10	71	152	.467	5	18	.278	34	41	.829	10	40	50	1.5	63	3	82	59	3	38	181	5.5
2009-10	34	0	109	220	.495	19	48	.396	67	90	.744	12	55	67	2.0	48	0	146	65	2	41	304	8.9
Totals	67	10	180	372	.484	24	66	.364	101	131	.771	22	95	117	1.7	111	3	228	124	5	79	485	7.2



Wes Johnson

Junior • 6-7 • 198

Corsicana, Texas • Corsicana HS/Patterson School (N.C.)/Eldon Academy/Iowa State



- Johnson has received several conference and national accolades (see next page). Among them, first-team All-America honors from the U.S. Basketball Writers Association (USBWA) and Fox Sports' Jeff Goodman. He was also the first transfer student to be named BIG EAST Player of the Year.
- Finalist or midseason candidate for the three major national player of the year awards (Naismith Trophy, Oscar Robertson Award, Wooden Award).
- Has been in double figures in 31 out of 34 games and leads the team in scoring (16.5 ppg), rebounding average (8.5 rpg) and minutes played per game (34.8).
- Syracuse is 12-0 this season when Johnson records a double-double.
- Averaged 24.5 points in SU's first two NCAA Tournament wins, including a career-best 31 vs. Gonzaga in the second round. Johnson was 7-for-11 (.636) in the two games.
- Averaged 22.0 points and 8.7 rebounds in three games at Madison Square Garden this season, including 24 points and seven boards to lead SU against Georgetown at the BIG EAST Tournament.
- Tied his career-high with eight made free throws at Georgetown in the regular season. He hit six in the first half.
- Played the full 40 minutes and led SU with 22 points at Notre Dame. Followed it up with a 22-point, 15-rebound performance in 40 minutes vs. Marquette.
- Topped the 1,000-point mark for his career with 11 points at Rutgers.
- Johnson was named to the BIG EAST Honor Roll on Jan. 11 after averaging 19.0 points and 10.0 rebounds in SU's wins against Memphis and USF.
- Johnson was sixth in the conference in rebound average for BIG EAST games only (8.8 rpg).
- Posted his sixth double-double of the year at Seton Hall in the BIG EAST opener. Led the Orange with 20 points and a career-high 19 rebounds. He also had five blocks, one short of his personal best.
- Scored a career-best 26 points vs. Columbia, including matching his season-high with four 3-point field goals.
- Named the MVP of the 2K Sports Classic after averaging 21.0 points and 9.5 rebounds in SU's wins against Cal and North Carolina. Johnson registered his first double-double of the season with 17 points and 11 boards versus the Golden Bears. He also set a personal high with six blocks. Against the Tar Heels, he tallied a game-high 25 points.
- Johnson was tabbed the BIG EAST Player of the Week (Nov. 23) for his performances against Cal and North Carolina.
- Transferred to SU from Iowa State prior to the 2008-09 season and sat out the year due to NCAA transfer rules.

Johnson Game-by-Game 2009-10

Opponent	MP	FG	3PT	FT	REB	F	A	T	B	S	TP
Albany *	31	5-11	0-2	2-2	8	1	4	2	0	6	12
Robert Morris *	25	6-9	2-3	1-2	3	3	0	2	3	4	15
vs. California *	32	7-12	2-4	1-2	11	2	0	4	6	0	17
vs. North Carolina *	39	10-17	4-8	1-5	8	3	2	1	1	1	25
Cornell *	38	5-10	1-3	4-4	10	1	4	3	3	1	15
Columbia *	28	8-13	4-5	6-6	3	0	3	2	0	2	26
Colgate *	23	8-10	3-4	0-0	9	2	5	0	0	2	19
Maine *	19	3-6	1-3	0-0	6	2	3	0	4	2	7
vs. Florida *	39	7-12	1-3	2-5	10	2	2	4	1	1	17
St. Francis (N.Y.) *	27	4-6	2-2	2-2	9	2	2	3	4	3	12
St. Bonaventure *	36	6-11	1-2	4-6	10	3	2	4	1	1	17
Oakland *	31	8-12	1-3	2-3	11	1	2	2	2	2	19
at Seton Hall *	40	8-16	1-3	3-4	19	2	2	4	5	1	20
Pittsburgh *	36	7-14	0-1	5-7	6	4	0	3	1	2	19
Memphis *	40	6-11	1-3	6-6	7	1	3	5	0	1	19
USF *	37	6-14	1-3	6-6	13	4	1	3	1	0	19
at Rutgers *	39	4-11	0-3	3-4	10	0	2	2	1	2	11
at West Virginia *	34	4-7	0-1	5-7	5	4	2	2	2	0	13
at Notre Dame *	40	8-15	2-4	4-6	8	4	3	0	0	1	22
Marquette *	40	9-15	1-3	3-4	15	1	1	6	1	2	22
Georgetown *	39	5-9	1-2	3-3	9	0	2	7	4	3	14
at DePaul *	40	7-15	1-4	1-1	13	4	7	1	1	1	16
Providence *	22	3-8	1-4	1-2	5	0	2	1	1	1	8
at Cincinnati *	26	1-3	0-2	3-4	3	4	2	1	0	2	5
Connecticut *	40	4-12	1-3	4-4	9	0	0	4	1	0	13
Louisville *	37	5-20	2-7	2-2	8	2	3	1	1	1	14
at Georgetown *	40	3-8	2-4	8-8	8	4	3	2	5	2	16
at Providence *	40	4-14	1-5	1-2	7	0	4	1	3	5	10
Villanova *	36	2-11	2-6	8-10	10	1	4	0	0	2	14
St. John's *	39	5-10	0-3	3-3	5	1	4	3	4	0	13
at Louisville *	38	6-15	1-2	3-6	5	4	0	1	2	1	18
vs. Georgetown (BET) *	39	10-17	3-5	1-2	7	5	0	3	2	3	24
vs. Vermont (NCAA) *	33	6-12	3-5	3-4	6	2	3	1	2	3	18
vs. Gonzaga (NCAA) *	40	11-16	4-6	5-7	14	2	0	0	1	0	31

* indicates started

Johnson's Season and Career Highs

Points
Season and Career: 31 vs. Gonzaga (NCAA), 2009-10

FG Made
Season and Career: 11 vs. Gonzaga (NCAA), 2009-10

FG Attempted
Season and Career: 20 vs. Louisville, 2009-10

3-Point FGM
Season: 4 vs. North Carolina, Columbia, Gonzaga (NCAA)
Career: 5 * vs. Kansas, vs. Albany, 2007-08; vs. Missouri, 2006-07

3-Point FGA
Season: 8 vs. North Carolina
Career: 11 * vs. Kansas, 2007-08

FT Made
Season and Career: 8 at Georgetown, vs. Villanova, 2009-10; vs. Missouri *, 2007-08; vs. Savannah State*, 2006-07

FT Attempted
Season: 10 vs. Villanova, 2009-10
Career: 12 * vs. Missouri, 2007-08

Rebounds
Season and Career: 19 at Seton Hall, 2009-10

Off. Rebounds
Season and Career: 8 at Seton Hall, 2009-10; vs. SE Missouri State, vs. Savannah State, 2006-07 *

Def. Rebounds
Season and Career: 12 vs. Marquette, 2009-10

Assists
Season and Career: 7 at DePaul, 2009-10

Steals
Season and Career: 6 vs. Albany, 2009-10

Blocks
Season and Career: 6 vs. California, 2009-10

Minutes
Season and Career: 40 at Seton Hall, vs. Memphis, at Notre Dame, vs. Marquette, at DePaul vs. Connecticut, at Georgetown, at Providence, vs. Gonzaga (NCAA), 2009-10

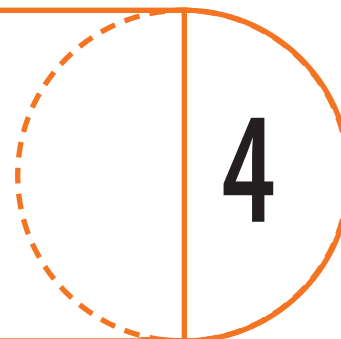
* - at Iowa State



Wes Johnson

Junior • 6-7 • 198

Corsicana, Texas • Corsicana HS/Patterson School (N.C.)/Eldon Academy/Iowa State



Oscar Robertson Trophy



Wes Johnson is among the 16 finalists for the U.S. Basketball Writers Association (USBWA) Oscar Robertson Trophy. The trophy is awarded to the USBWA's Player of the Year. It is the nation's oldest award and it is named for Robertson, who was the USBWA's first player of the year in 1959.

The presentation of this year's award will take place on Friday, April 2 at the USBWA's annual awards breakfast at the Columbia Club in Indianapolis in conjunction with the NCAA Men's Final Four.

The Naismith Trophy

Wes Johnson is among the four finalists for the Naismith Trophy. The award is presented by AT&T and is the most prestigious national basketball award. It is given annually to the men's college basketball player of the year. This year, the award will be presented at the NCAA Men's Final Four in Indianapolis.

The finalists are:

- Sherron Collins, Kansas
- Wes Johnson, Syracuse**
- Evan Turner, Ohio State
- John Wall, Kentucky



The Wooden Award

Wes Johnson is a member of the John R. Wooden Award Midseason Top 30 list.

Created in 1976, the Wooden Award is given to the nation's best player who is making progress toward graduation and maintaining a 2.0 grade-point-average.

The 34th annual Wooden Award ceremony, which will include the announcement of the Men's and Women's Wooden Award, and the presentation of the Wooden Award All-American Teams and the Legends of Coaching Award to Billy Donovan from Florida, will take place on April 9, 2010.



Tournament MVP
All-Tournament Team



Player of the Year
All-BIG EAST First Team
Player of the Week (Nov. 23)
Honor Roll (Jan. 11)
Honor Roll (Jan. 25)



All-America Second Team
National Newcomer of the Year
All-Conference First Team
Conference Newcomer of the Year



All-America First Team
Player of the Year Candidate



All-America Second Team
All-Conference First Team
Midseason All-America Team



Dick Vitale's
All-Solid Gold First Team
Jay Bilas' Midseason All-America Team



All-America First Team
All-District 5 First Team

Johnson In The NCAA Tournament

Year	G	TOTAL			3-PTS			REBOUNDS			PF-FO	A	TO	Blk	Stl	Pts	Avg					
		FG	FGA	Pct	3FG	3FGA	Pct	FT	FTA	Pct								Off-Def	Tot	Avg		
2009-10	2	17	28	.607	7	11	.636	8	11	.727	6	14	20	10.0	4	0	3	1	3	3	49	24.5

Johnson's Career Statistics

Year	G	GS	TOTAL				3-PTS				REBOUNDS				PF	FO	A	TO	Blk	Stl	Pts	Avg	
			FG	FGA	Pct	3FG	3FGA	Pct	FT	FTA	Pct	O	D	Tot									Avg
2006-07 *	31	30	141	317	.445	32	109	.294	67	89	.753	98	146	244	7.9	78	2	33	62	33	24	381	12.3
2007-08 *	27	25	114	288	.396	47	141	.333	60	77	.779	36	71	107	4.0	60	1	39	57	11	24	335	12.4
2009-10	34	34	201	402	.500	50	121	.413	108	139	.777	72	218	290	8.5	71	1	77	78	63	58	560	16.5
Totals	92	89	456	1007	.453	129	371	.348	235	305	.770	206	435	641	7.0	209	4	149	197	107	106	1276	13.9

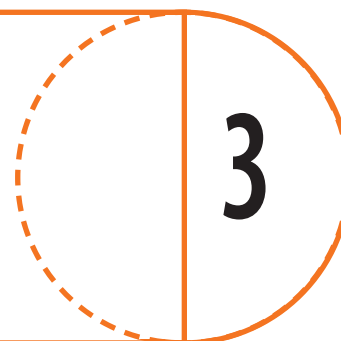
* - at Iowa State



Mookie Jones

Redshirt Freshman • 6-6 • 210

Peekskill, N.Y. • Peekskill HS



- Sidlined with a broken finger suffered during practice prior to the game at Providence and missed three games. Dressed for the regular-season finale at Louisville.
- Made his NCAA Tournament debut vs. Vermont in the opening round and scored two points.
- Jones played a career-high 22 minutes at Rutgers. He scored 11 points and four rebounds, including a personal-best three offensive boards. His 11 points are the most he's scored against a BIG EAST opponent in his career.
- Averaged 11.0 points and was 15-for-24 (.625) from 3-point range in four appearances from Nov. 30 to Dec. 13.
- Tallied a career-best 13 points on 5-for-8 shooting vs. Oakland.
- Played 20 minutes and scored 12 points vs. Maine. Also set personal bests in 3-point field goals attempted (7) and assists (3).
- Jones scored 12 points on 4-for-5 shooting from 3-point range vs. Columbia.
- Matched his career highs for rebounds (5) vs. Robert Morris.
- Set personal bests for free throws made (3) and attempted (6) vs. Albany.
- Played nine games in 2008-09 before missing the remainder of the year due to a hip injury. Received a medical hardship waiver.

Jones' Season and Career Highs

Points
Season and Career: 13 vs. Oakland, 2009-10

FG Made
Season and Career: 5 vs. Oakland, 2009-10

FG Attempted
Season and Career: 9 at Rutgers, vs. Colgate, 2009-10

3-Point FGM
Season and Career: 4 vs. Columbia, Maine 2009-10

3-Point FGA
Season and Career: 7 vs. Maine, 2009-10

FT Made
Season and Career: 3 vs. Albany, 2009-10

FT Attempted
Season and Career: 6 vs. Albany, 2009-10

Rebounds
Season and Career: 5 vs. Robert Morris, 2009-10; vs. Long Beach State, 2008-09

Off. Rebounds
Season and Career: 3 at Rutgers, 2009-10

Def. Rebounds
Season: 2 vs. Albany, Colgate, Maine, St. Francis (N.Y.), at Seton Hall
Career: 4 vs. Long Beach State, 2008-09

Assists
Season and Career: 3 vs. Maine, 2009-10

Steals
Season and Career: 3 vs. Colgate, 2009-10; vs. Colgate, 2008-09

Blocks
Season and Career: 1 vs. Oakland, Maine, Vermont (NCAA), 2009-10; vs. Canisius, Le Moyne, 2008-09

Minutes
Season and Career: 22 at Rutgers, 2009-10

Jones Game-by-Game 2009-10

Opponent	MP	FG	3PT	FT	REB	F	A	T	B	S	TP
Albany	11	0-6	0-4	3-6	2	3	0	1	0	1	3
Robert Morris	15	2-5	2-5	2-2	5	3	1	2	0	0	8
vs. California	8	3-5	2-4	0-0	0	0	1	0	0	0	8
vs. North Carolina	2	0-0	0-0	0-0	0	0	0	0	0	0	0
Columbia	14	4-5	4-5	0-0	2	0	1	0	0	0	12
Colgate	17	4-9	2-5	0-0	4	0	2	0	0	3	10
Maine	20	4-7	4-7	0-0	2	1	3	1	1	1	12
St. Francis (N.Y.)	21	3-7	3-6	1-2	3	2	1	2	0	2	10
St. Bonaventure	5	0-1	0-1	0-0	1	1	0	1	0	0	0
Oakland	16	5-8	3-6	0-0	0	3	0	2	1	2	13
at Seton Hall	4	1-2	0-1	2-2	3	0	0	0	0	0	4
Pittsburgh	4	0-0	0-0	0-2	0	1	0	0	1	1	0
USF	9	2-4	2-4	0-0	1	0	0	1	0	0	6
at Rutgers	22	4-9	3-6	0-0	4	0	1	1	0	2	11
at West Virginia	3	0-0	0-0	0-0	0	0	0	0	0	0	0
Louisville	3	0-1	0-0	0-0	0	0	1	0	0	0	0
vs. Vermont (NCAA)	5	1-3	0-2	0-0	0	0	2	1	1	0	2

* indicates started

Jones In The NCAA Tournament

Year	G	TOTAL		3-PTS		FT-FTA	Pct	REBOUNDS			PF-FO	A	TO	Blk	Stl	Pts	Avg
		FG-FGA	Pct	3FG-FGA	Pct			Off-Def	Tot	Avg							
2009-10	1	1-3	.333	0-2	.000	0-0	.000	0-0	0	0.0	0-0	2	1	1	0	2	2.0

Jones' Career Statistics

Year	G	GS	TOTAL		3-PTS		FT	FTA	Pct	REBOUNDS			PF	FO	A	TO	Blk	Stl	Pts	Avg			
			FG	FGA	Pct	3FG				3FGA	Pct	O									D	Tot	Avg
2008-09	9	0	14	31	.452	7	22	.318	2	3	.667	1	11	12	1.3	13	0	4	4	2	5	37	4.1
2009-10	17	0	33	72	.458	25	56	.446	8	14	.571	9	18	27	1.6	14	0	13	12	4	12	99	5.8
Totals	26	0	47	103	.456	32	78	.410	10	17	.588	10	29	39	1.5	27	0	17	16	6	17	136	5.2



Kris Joseph

Sophomore • 6-7 • 222

Montreal, Quebec • Archbishop Carroll HS (D.C.)

32

- 2010 BIG EAST Sixth Man of the Year Award winner. Also named the Conference Sixth Man of the Year by *Yahoo! Sports*.
- Joseph has been in double figures 22 times this season, 20 more than all of last year when he did it twice in 34 games.
- SU's third-leading scorer (11.0 ppg).
- Started the Orange's first two NCAA Tournament games as the team went with a smaller lineup to account for the injury to Arinze Onuaku.
- Dished out a personal-best six assists and played a career-best 37 minutes in SU's first-round NCAA Tournament win vs. Vermont.
- Set career highs for free throws made (11) and attempted (12) vs. St. John's.
- Joseph averaged 14.9 points and 32.1 minutes played off the bench in an eight-game stretch from Jan. 23 to Feb. 18. He was 40-for-78 (.513) from the field during that span.
- He scored a personal-best 23 points and was 9-of-11 (.818) from the floor against Providence on Feb. 2. His nine made field goals were a career high. He followed it up with 17 points at Cincinnati on his way to BIG EAST Honor Roll recognition (Feb. 8).
- Scored all 15 of his points against Memphis in the second half.
- Tallied 16 points in the BIG EAST opener at Seton Hall. Fifteen of his points came in the second half and he made all seven of his free-throw attempts after intermission.
- Made his first start of the year vs. Oakland and contributed a career-high four assists and tied his personal best with two blocked shots.
- Tallied 17 points on 7-for-9 shooting vs. St. Bonaventure.
- Recorded the first double-double of his career with 12 points and 10 rebounds against Florida.
- Joseph has increased his scoring average from 3.4 ppg last season to 11.0 ppg this year and his rebounding average from 2.4 rpg in 2008-09 to 5.5 rpg this season.
- Played 32 minutes off the bench vs. Cornell and had 13 points, including 9-of-10 shooting at the foul line. He also set a personal high with five steals.

Joseph's Season and Career Highs

- Points**
Season and Career: 23 vs. Providence, 2009-10
- FG Made**
Season and Career: 9 vs. Providence, 2009-10
- FG Attempted**
Season and Career: 12 vs. North Carolina, Villanova, 2009-10
- 3-Point FGM**
Season and Career: 2 vs. North Carolina, at Cincinnati, vs. Georgetown (BET) 2009-10; vs. Cincinnati, 2008-09
- 3-Point FGA**
Season and Career: 4 vs. North Carolina, Colgate, 2009-10
- FT Made**
Season and Career: 11 vs. St. John's, 2009-10
- FT Attempted**
Season and Career: 12 vs. St. John's, 2009-10
- Rebounds**
Season and Career: 11 vs. Marquette, 2009-10
- Off. Rebounds**
Season and Career: 5 at Providence, Villanova, 2009-10
- Def. Rebounds**
Season and Career: 9 vs. California, Marquette 2009-10
- Assists**
Season and Career: 6 vs. Vermont (NCAA), 2009-10
- Steals**
Season and Career: 5 vs. Cornell, 2009-10
- Blocks**
Season and Career: 2 vs. Oakland, 2009-10; vs. Coppin State, 2008-09
- Minutes**
Season and Career: 37 vs. Gonzaga (NCAA), 2009-10

Joseph Game-by-Game 2009-10

Opponent	MP	FG	3PT	FT	REB	F	A	T	B	S	TP
Albany	27	4-5	1-2	3-5	5	3	2	4	1	2	12
Robert Morris	21	1-6	0-1	2-2	4	1	2	3	1	1	4
vs. California	31	3-7	0-2	2-5	9	1	2	0	0	1	8
vs. North Carolina	30	5-12	2-4	0-0	7	1	2	0	0	1	12
Cornell	32	2-7	0-1	9-10	4	3	3	1	0	5	13
Columbia	14	1-1	0-0	1-2	5	1	1	0	1	0	3
Colgate	21	5-10	0-4	0-0	2	1	1	0	0	1	10
Maine	20	6-8	0-1	2-4	4	1	2	3	0	2	14
vs. Florida	31	5-9	0-1	2-4	10	2	0	0	0	2	12
St. Francis (N.Y.)	22	2-7	0-0	3-5	7	1	2	0	0	1	7
St. Bonaventure	33	7-9	0-1	3-3	7	2	2	3	1	2	17
Oakland *	32	3-10	0-2	1-4	7	2	4	2	2	2	7
at Seton Hall	25	4-5	0-1	8-9	0	0	0	2	0	0	16
Pittsburgh	30	4-9	0-0	2-2	9	3	1	1	1	2	10
Memphis	25	4-7	0-1	7-8	9	3	1	1	1	0	15
USF	11	1-2	0-0	0-0	0	0	1	1	0	0	2
at Rutgers	14	1-2	0-0	0-1	0	1	0	2	1	0	2
at West Virginia	31	4-6	0-0	5-8	2	2	0	2	0	1	13
at Notre Dame	22	3-6	0-0	2-3	5	2	1	0	0	1	8
Marquette	33	5-11	0-0	4-5	11	4	3	2	1	0	14
Georgetown	33	5-7	0-1	5-6	2	0	2	0	1	3	15
at DePaul	32	5-11	1-1	4-5	7	3	2	4	0	3	15
Providence	33	9-11	0-1	5-5	7	2	1	5	1	4	23
at Cincinnati	32	6-9	2-2	3-8	4	1	1	2	0	3	17
Connecticut	31	4-11	0-2	6-6	6	1	1	4	1	2	14
Louisville	31	3-7	0-0	4-5	8	4	3	2	0	0	10
at Georgetown	32	3-11	0-1	5-6	2	1	2	3	0	0	11
at Providence	22	3-6	0-0	1-2	8	1	3	3	0	0	7
Villanova	33	5-12	1-1	5-8	9	2	3	1	0	1	16
St. John's	29	1-6	0-2	11-12	6	4	2	0	0	2	13
at Louisville	17	1-4	0-1	0-0	2	0	1	1	0	0	2
vs. Georgetown (BET)	31	7-10	2-3	2-2	6	4	0	0	0	0	18
vs. Vermont (NCAA) *	33	2-3	0-1	4-4	8	4	6	3	0	3	8
vs. Gonzaga (NCAA) *	37	0-3	0-2	5-6	7	2	3	5	0	0	5

* indicates started

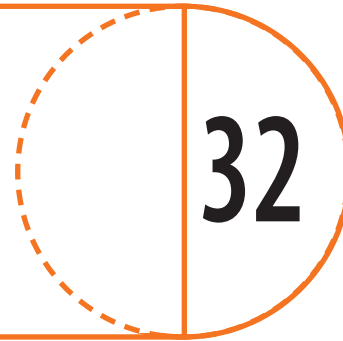
	BIG EAST Sixth Man Award Honor Roll (Feb. 8)
	Conference Sixth Man of the Year



Kris Joseph

Sophomore • 6-7 • 222

Montreal, Quebec • Archbishop Carroll HS (D.C.)



Joseph In The NCAA Tournament

Year	G	TOTAL		3-PTS		FT-FTA	Pct	REBOUNDS			PF-FO	A	TO	Blk	Stl	Pts	Avg
		FG-FGA	Pct	3FG-FGA	Pct			Off-Def	Tot	Avg							
2008-09	2	3-7	.429	2-3	.667	1-1	1.000	1-6	7	3.5	1-0	0	0	0	1	9	4.5
2009-10	2	2-6	.333	0-3	.000	9-10	.900	5-10	15	7.5	6-0	9	8	0	3	13	6.5
Totals	4	5-13	.385	2-6	.333	10-11	.909	6-16	22	5.5	7-0	9	8	0	4	22	5.5

Joseph's Career Statistics

Year	G	GS	TOTAL			3-PTS			FT	FTA	Pct	REBOUNDS			PF	FO	A	TO	Blk	Stl	Pts	Avg	
			FG	FGA	Pct	3FG	3FGA	Pct				O	D	Tot									Avg
2008-09	34	2	44	103	.427	7	26	.269	21	52	.404	27	54	81	2.4	35	0	17	27	8	30	116	3.4
2009-10	34	3	124	251	.494	9	40	.225	116	155	.748	59	128	187	5.5	63	0	61	60	14	46	373	11.0
Totals	68	5	168	354	.475	16	66	.242	137	207	.662	86	182	268	3.9	98	0	78	87	22	76	489	7.2



Arinze Onuaku

Senior • 6-9 • 275

Lanham, Md. • Episcopal HS

21

- Missed SU's first two NCAA Tournament game with quad injury.
- One of 15 players in school history to record at least 1,000 points and 800 rebounds (see next page).
- Scored a season-best 21 points in the final home game of his career vs. St. John's.
- Tied his season-high with nine rebounds, including matching his personal-best with eight offensive boards vs. Villanova.
- Recorded a career-best six blocks to move into 11th on SU's career rejections list vs. Connecticut. He currently has 148 career blocks. Also had a season-best nine boards against the Huskies.
- Onuaku tallied his first 20-point game of the year with 20 points on 10-of-12 shooting vs. Providence on Feb. 2. He also had four blocked shots.
- Returned to the starting lineup at Seton Hall and scored 12 points, including 10 in the first half, after not starting and playing just five minutes vs. Oakland due to injury.
- Became the 52nd player in Syracuse history to score 1,000 points with four points vs. Florida.
- First in the BIG EAST in overall field-goal percentage (.668, 153-229) and field-goal percentage in conference games only (.676, 92-136).
- Onuaku is the active leader among all BIG EAST players in career field-goal percentage (.648).
- Has scored in double figures in 20 out of 32 games this season and the Orange is 18-2 in 2009-10 when Onuaku registers at least 10 points.
- Syracuse is 55-13 during Onuaku's career when he scores in double digits.
- The Orange is 15-5 in his career when Onuaku secures at least 10 rebounds.
- When Onuaku posts a double-double, the Orange is 12-4 all-time.
- Tallied 15 points vs. North Carolina in the 2K Sports Classic title game, including 13 in the second half.
- SU career leader in field-goal percentage (.648) and set the Orange season record for shooting accuracy in 2008-09 (.667). He is on pace to slightly better that mark this year.

Onuaku's Season and Career Highs

Points

Season: 21 vs. St. John's
Career: 23 vs. St. John's 2007-08

FG Made

Season: 10 vs. Providence, St. John's
Career: 11 vs. St. John's, 2007-08

FG Attempted

Season: 13 vs. St. John's
Career: 20 vs. Massachusetts (NIT), 2007-08

3-Point FG

Season: 0

Career: 0

3-Point FGA

Season: 0

Career: 0

FT Made

Season: 5 at Notre Dame
Career: 7 vs. Washington, 2007-08

FT Attempted

Season: 9 at Notre Dame
Career: 12 vs. Washington, Massachusetts, 2007-08

Rebounds

Season: 9 vs. Connecticut, at Providence, vs. Villanova
Career: 16 vs. Tulane, 2007-08

Off. Rebounds

Season and Career: 8 vs. Villanova, 2009-10; vs. Tulane, at Notre Dame, 2007-08

Def. Rebounds

Season: 7 vs. Connecticut
Career: 10 vs. Kansas, 2008-09

Assists

Season: 2 vs. California, North Carolina, Colgate, Marquette, at Louisville, 2009-10

Career: 5 at Georgetown, 2007-08

Steals

Season and Career: 4 at Rutgers, 2009-10; vs. Tulane, Robert Morris (NIT), 2007-08

Blocks

Season and Career: 6 vs. Connecticut, 2009-10

Minutes

Season: 34 vs. Memphis
Career: 41 at Georgetown, 2007-08

Onuaku Game-by-Game 2009-10

Opponent	MP	FG	3PT	FT	REB	F	A	T	B	S	TP
Albany *	24	6-7	0-0	2-5	4	2	0	0	1	1	14
Robert Morris *	19	7-8	0-0	0-2	5	1	0	2	1	0	14
vs. California *	24	5-8	0-0	2-5	1	2	2	1	1	1	12
vs. North Carolina *	31	7-12	0-0	1-2	7	4	2	3	0	1	15
Cornell *	19	3-6	0-0	1-2	1	3	0	1	1	1	7
Columbia *	15	5-7	0-0	2-3	5	3	0	2	3	0	12
Colgate *	24	6-7	0-0	0-0	3	2	2	0	1	1	12
Maine *	19	7-11	0-0	0-1	7	2	0	1	3	2	14
vs. Florida *	22	2-6	0-0	0-0	2	3	1	3	0	3	4
St. Francis (N.Y.) *	21	7-10	0-0	0-0	3	3	0	1	2	0	14
St. Bonaventure *	13	1-2	0-0	2-2	2	2	0	2	0	0	4
Oakland	5	0-0	0-0	0-0	1	0	0	0	0	0	0
at Seton Hall *	23	6-8	0-0	0-1	6	4	0	0	1	0	12
Pittsburgh *	23	4-7	0-0	1-3	5	5	1	2	1	0	9
Memphis *	34	4-7	0-0	2-7	8	3	0	0	1	2	10
USF *	20	5-5	0-0	2-4	4	4	0	1	0	1	12
at Rutgers *	28	3-5	0-0	2-2	6	2	0	1	0	4	8
at West Virginia *	23	3-4	0-0	0-0	7	2	0	3	1	2	6
at Notre Dame *	33	4-7	0-0	5-9	7	3	1	2	1	1	13
Marquette *	18	6-7	0-0	0-0	5	4	2	2	0	0	12
Georgetown *	26	3-7	0-0	1-3	7	3	1	1	0	0	7
at DePaul *	17	3-3	0-0	0-0	1	1	0	2	0	0	6
Providence *	28	10-12	0-0	0-2	7	4	1	3	4	2	20
at Cincinnati *	33	5-10	0-0	1-4	6	3	1	2	0	1	11
Connecticut *	21	3-7	0-0	1-1	9	4	2	1	6	0	7
Louisville *	33	6-8	0-0	0-0	7	2	0	2	2	2	12
at Georgetown *	13	1-3	0-0	0-0	2	5	0	1	0	1	2
at Providence *	19	6-10	0-0	0-0	9	1	1	1	0	0	12
Villanova *	21	7-10	0-0	3-5	9	3	0	1	3	0	17
St. John's *	32	10-13	0-0	1-3	8	2	0	2	2	1	21
at Louisville *	30	7-10	0-0	0-2	7	1	2	0	0	0	14
vs. Georgetown (BET) *	17	1-2	0-0	1-2	3	2	1	0	0	2	2

* indicates started



2009 Fall Athletic
Director's Honor Roll
(min. 3.0 GPA)

Onuaku In The NCAA Tournament

Year	G	TOTAL		3-PTS		FT-FTA		REBOUNDS			PF-FO	A	TO	Blk	Stl	Pts	Avg
		FG-FGA	Pct	3FG-FGA	Pct	Pct	Pct	Off-Def	Tot	Avg							
2008-09	3	15-19	.789	0-0	.000	1-4	.250	5-11	16	5.3	9-0	0	8	3	0	31	10.3



Arinze Onuaku

Senior • 6-9 • 275

Lanham, Md. • Episcopal HS

21

SU 1,000 Point-800 Rebound Club

Name (seasons)	Pts.	Rebs.
Roosevelt Bouie (1976-80)	1,560	987
Jon Cincebox (1956-59)	1,087	1,004
Derrick Coleman (1986-90)	2,143	1,537
Rudy Hackett (1972-75)	1,496	990
Vaughn Harper (1965-68)	1,070	866
Paul Harris (2006-09)	1,253	832
Arinze Onuaku (2006-pres.)	1,232	804
Louis Orr (1976-80)	1,487	881
Billy Owens (1988-91)	1,840	910
Rony Seikaly (1984-88)	1,716	1,094
Dale Shackelford (1975-79)	1,496	851
Bill Smith (1968-71)	1,451	903
Etan Thomas (1996-2000)	1,340	847
John Wallace (1992-96)	2,119	1,065
Hakim Warrick (2001-05)	2,073	1,025

SU Career FG Percentage

(min. 500 attempts)

No.	Name	FGM-FGA	Pct.	Years
1.	Arinze Onuaku	540-833	.648	2005-pres.
2.	Etan Thomas	495-825	.600	1996-00
3.	Bill Smith	536-900	.596	1968-71
4.	Rick Jackson	337-567	.594	2007-pres.
5.	Roosevelt Bouie	631-1,064	.593	1976-80
6.	Derrick Coleman	770-1,356	.568	1986-90
7.	S. Thompson	801-1,431	.5597	1986-90
8.	Rony Seikaly	652-1,165	.5596	1984-88
9.	Otis Hill	572-1,039	.551	1993-97
10.	Rick Dean	352-640	.550	1964-67

SU Career Blocks

Name	Games	Blk.	Avg.	Years
1. Etan Thomas	122	424	3.5	1996-00
2. Roosevelt Bouie	118	327	2.8	1976-80
3. Derrick Coleman	145	319	2.2	1986-90
Rony Seikaly	136	319	2.3	1984-88
5. Darryl Watkins	106	273	2.5	2003-07
6. Jeremy McNeil	135	260	1.9	1999-04
7. John Wallace	131	209	1.6	1992-96
8. Craig Forth	136	205	1.5	2001-05
9. Conrad McRae	104	203	2.0	1989-93
10. Rick Jackson	107	173	1.6	2008-pres.
11. Arinze Onuaku	134	148	1.1	2006-pres.
12. Dan Schayes	117	140	1.2	1977-81

SU Season FG Percentage

(min. 100 attempts)

No.	Name	FGM-FGA	Pct.	Years
1.	Arinze Onuaku	153-229	.668	2009-10
2.	Arinze Onuaku	178-267	.667	2008-09
3.	Roosevelt Bouie	189-289	.654	1979-80
4.	Stephen Thompson	297-465	.639	1988-89
5.	Roosevelt Bouie	176-279	.631	1978-79
6.	Arinze Onuaku	186-296	.628	2007-08
7.	Rick Jackson	139-223	.623	2008-09
8.	Etan Thomas	148-240	.617	1998-99
9.	Etan Thomas	144-236	.610	1997-98
10.	Andre Hawkins	68-112	.607	1982-83

SU 1,000 Point Scorers

Player	Points	Avg.	Years
1. Lawrence Moten	2,334	19.3	1991-95
2. Derrick Coleman	2,143	15.0	1986-90
3. John Wallace	2,119	16.7	1992-96
4. Gerry McNamara	2,099	15.6	2002-06
5. Hakim Warrick	2,073	15.4	2001-05
6. Sherman Douglas	2,060	14.9	1985-89
7. Stephen Thompson	1,956	13.6	1986-90
8. Preston Shumpert	1,907	14.2	1998-02
9. Dave Bing	1,883	24.8	1963-66
10. Rafael Addison	1,876	14.9	1982-86
11. Erich Santifer	1,845	14.9	1979-83
12. Billy Owens	1,840	17.7	1988-91
13. Rony Seikaly	1,716	12.6	1984-88
14. Eric Devendorf	1,680	14.5	2005-09
15. Dave Johnson	1,614	12.2	1988-92
16. Roosevelt Bouie	1,560	13.2	1976-80
Todd Burgan	1,560	12.5	1994-98
18. Adrian Autry	1,538	12.7	1990-94
19. Dennis DuVal	1,504	15.0	1971-74
20. Jason Hart	1,503	11.4	1996-00
21. Rudy Hackett	1,496	17.2	1972-75
Dale Shackelford	1,496	12.8	1975-79
23. Dwayne Washington	1,490	15.7	1983-86
24. Louis Orr	1,487	12.8	1976-80
25. Bill Smith	1,451	20.7	1968-71
26. Otis Hill	1,416	10.9	1993-97
27. Greg Kohls	1,360	19.2	1969-72
28. Mike Lee	1,351	16.3	1970-73
29. Billy Gabor	1,344	14.6	1942-48
Demetris Nichols	1,344	10.9	2003-07
31. Etan Thomas	1,340	11.0	1996-00
32. Vinnie Cohen	1,337	19.7	1953-56
33. Tony Bruin	1,294	11.6	1979-83
34. Paul Harris	1,253	11.7	2006-09
35. George Hicker	1,245	16.0	1965-68
36. Arinze Onuaku	1,232	9.2	2006-10
37. Damone Brown	1,230	10.9	1997-01
38. Wendell Alexis	1,212	9.7	1982-86
39. Jonny Flynn	1,211	16.6	2007-09
40. Jack Kiley	1,193	15.1	1948-51
41. Ryan Blackwell	1,175	11.8	1997-00
42. Jim Lee	1,165	13.4	1972-75
43. Marty Byrnes	1,159	11.0	1974-78
Marty Headd	1,159	10.9	1977-81
45. DeShaun Williams	1,136	11.7	1999-02
46. James Williams	1,119	11.0	1973-77
47. Andy Rautins	1,106	8.8	2005-10
48. Ed Stichel	1,096	11.0	1945-49
49. Jon Cincebox	1,087	15.8	1956-59
50. Kueth Duany	1,084	8.5	1999-03
51. Pete Chudy	1,079	16.1	1958-61
52. Vaughn Harper	1,070	13.5	1965-68
53. Leo Rautins	1,031	12.1	1980-83

Onuaku's Career Statistics

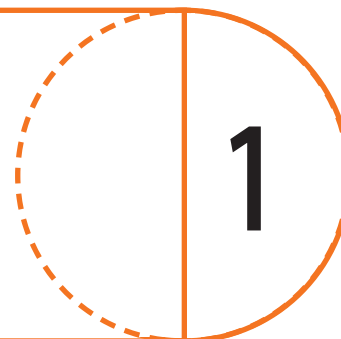
Year	TOTAL					3-PTS			REBOUNDS														
	G	GS	FG	FGA	Pct	3FG	3FGA	Pct	FT	FTA	Pct	O	D	Tot	Avg	PF	FO	A	TO	Blk	Stl	Pts	Avg
2005-06	29	0	23	41	.561	0	0	.000	12	27	.444	32	48	80	2.8	31	2	4	13	13	5	58	2.0
2007-08	35	35	186	296	.628	0	0	.000	73	164	.445	114	170	284	8.1	108	4	26	67	47	36	445	12.7
2008-09	38	37	178	267	.667	0	0	.000	37	124	.298	108	168	276	7.3	90	2	23	59	53	18	393	10.3
2009-10	32	31	153	229	.668	0	0	.000	30	70	.429	67	97	164	5.1	85	2	20	43	35	29	336	10.5
Totals	134	103	540	833	.648	0	0	.000	152	385	.395	321	483	804	6.0	314	10	73	182	148	88	1232	9.2



Andy Rautins

Senior • 6-5 • 205

Jamesville, N.Y. • Jamesville-DeWitt HS



- All-BIG EAST Second Team selection. Also received fifth-team All-America honors from *Sporting News* and honorable mention All-America recognition from *Yahoo! Sports*.
- Rautins is SU's best free-throw shooter (.808, 63-78) and he tied for second in free-throw percentage versus conference opponents in the regular season (.875, 49-56).
- Rautins has seen his 3-point shooting percentage increase every season. He is at 40.3 percent (94-233) from behind the arc this year compared to 32.6 percent as rookie in 2005-06, 35.6 percent as a sophomore in 2006-07 and 36.6 percent as a junior in 2008-09.
- Rautins averaged 17.5 points in SU's first two NCAA Tournament wins, including 24 against Gonzaga in the second round. He was 8-for-16 (.500) from 3-point range in the two games.
- Recorded the first double-doube of his career with 14 points and 10 assists vs. Georgetown in the BIG EAST Tournament.
- He averaged 27.0 points per game in consecutive regular-season wins at Georgetown and Providence. He was 13-for-21 (.619) from three in the two contests.
- Rautins tallied 28 points at Providence, one short of his career high. He tied his personal-best with 10 made field goals, including eight 3-pointers. His eight three's were one shy of the school record (9) that he shares with Gerry McNamara. He also recorded the first dunk of his career in the second half.
- Became the 53rd SU player to reach 1,000 points with 26 points at Georgetown. Rautins scored 10 points in the first seven minutes. In addition, he tied his career best for free thows made (9) and set a personal high for free-throw attempts (11) in the contest.
- Had his best all-round game of the season at Rutgers. He played a season-high 40 minutes and scored 23 points. He also had a career-high eight rebounds and nine assists.
- Named to the 2K Sports Classic All-Tournament Team for his performances vs. Cal and North Carolina at Madison Square Garden. Rautins averaged 8.5 points in the two games. Against the Tar Heels in the title game, he scored 11 points and tallied a personal-best seven steals. His seventh thefts were tied for fifth on the SU single-game record list.
- SU is 52-7 all-time when Rautins scores at least nine points (1-0 in 2005-06; 13-0 in 2006-07; 19-4 in 2008-09; 19-3 in 2009-10).
- Syracuse is 49-14 when Rautins starts and 25-2 when he has at least five assists.
- Rautins is second at Syracuse in career 3-point field goals made (278), second in 3-point field goals attempted (746) and he is seventh in school history in 3-point percentage (.373).
- Of his 356 career field goals, 278 are 3-pointers (78.1 pct.).
- Member of the Canadian Senior Men's National Team.
- Son of former Orange standout Leo Rautins.

Rautins' Season and Career Highs

Points
Season: 28 at Providence
Career: 29 vs. Coppin State, 2008-09

FG Made
Season and Career: 10 at Providence, 2009-2010

FG Attempted
Season: 16 at Providence
Career: 17 vs. Villanova, 2008-09

3-Point FGM
Season: 8 at Providence
Career: 9 vs. Coppin State, 2008-09

3-Point FGA
Season: 12 at Providence
Career: 16 vs. Coppin State, 2008-09

FT Made
Season and Career: 9 at Georgetown

FT Attempted
Season and Career: 11 at Georgetown, 2009-10

Rebounds
Season and Career: 8 at Rutgers, Vermont (NCAA), 2009-10

Off. Rebounds
Season and Career: 2 at West Virginia, at Rutgers, vs. Florida, vs. North Carolina, vs. Georgetown (BET) 2009-10; vs. Seton Hall, 2008-09; vs. Connecticut, at Providence, at Villanova, vs. Notre Dame (BET), vs. San Diego State (NIT), 2006-07

Def. Rebounds
Season and Career: 8 vs. Vermont (NCAA), 2009-10

Assists
Season and Career: 10 vs. Georgetown (BET), 2009-10

Steals
Season and Career: 7 vs. North Carolina, 2009-10

Blocks
Season: 1 at Seton Hall, vs. Memphis, at Rutgers, at West Virginia, vs. Marquette, at Cincinnati, vs. Connecticut, at Georgetown
Career: 2 vs. Stephen F. Austin (NCAA), 2008-09

Minutes
Season: 40 at Rutgers, at Cincinnati, at Providence
Career: 50 vs. Connecticut (BET), 2008-09

Rautins Game-by-Game 2009-10

Opponent	MP	FG	3PT	FT	REB	F	A	T	B	S	TP
Albany*	21	0-6	0-4	0-0	5	2	5	3	0	4	0
Robert Morris*	20	7-10	7-10	1-2	1	1	3	1	0	4	22
vs. California*	24	3-6	2-5	0-0	0	4	4	0	0	2	8
vs. North Carolina*	34	4-9	3-8	0-0	7	2	7	5	0	7	11
Cornell*	31	5-8	5-7	3-4	2	3	3	2	0	2	18
Columbia*	24	1-2	1-2	0-0	3	1	5	2	0	5	3
Colgate*	21	3-5	3-5	0-0	0	3	8	1	0	4	9
Maine*	18	2-4	2-4	2-2	4	2	9	2	0	2	8
vs. Florida*	39	6-13	2-7	2-4	5	1	5	3	0	0	16
St. Francis (N.Y.)*	19	2-5	1-4	1-2	0	1	3	1	0	0	6
St. Bonaventure*	32	4-9	3-8	0-2	2	0	5	1	0	1	11
Oakland*	22	1-4	0-3	0-0	3	1	9	4	0	1	2
at Seton Hall*	33	3-7	2-5	2-2	4	2	1	6	1	1	10
Pittsburgh*	31	3-9	1-6	2-2	3	1	4	1	0	0	9
Memphis*	36	4-8	3-7	0-0	2	1	7	5	1	1	11
USF*	33	2-6	2-4	2-3	2	2	7	0	0	2	8
at Rutgers*	40	7-14	4-10	5-6	8	3	9	5	1	5	23
at West Virginia*	32	5-12	2-7	0-0	7	5	1	3	1	0	12
at Notre Dame*	38	5-9	5-9	6-6	4	3	2	5	0	1	21
Marquette*	36	0-2	0-0	0-0	1	2	6	4	1	3	0
Georgetown*	39	2-8	2-6	9-10	1	2	6	1	0	6	15
at DePaul*	39	2-10	2-10	0-0	6	2	2	2	0	1	6
Providence*	37	3-9	2-8	0-0	5	3	3	4	0	2	8
at Cincinnati*	40	6-12	4-8	4-4	2	2	1	0	1	0	20
Connecticut*	33	1-6	1-6	5-6	3	4	5	2	1	1	8
Louisville*	37	4-8	3-7	1-2	1	2	3	2	0	0	12
at Georgetown*	36	6-11	5-9	9-11	7	4	3	4	1	2	26
at Providence*	40	10-16	8-12	0-0	2	0	4	2	0	1	28
Villanova*	38	3-9	2-8	4-4	2	3	8	4	0	3	12
St. John's*	36	5-10	4-9	0-0	2	4	7	3	0	1	14
at Louisville*	38	1-9	1-8	0-0	4	1	4	5	0	2	3
vs. Georgetown (BET)*	38	5-10	4-9	0-0	3	1	10	5	0	1	14
vs. Vermont (NCAA)*	33	4-9	3-7	0-0	8	2	6	4	0	1	11
vs. Gonzaga (NCAA)*	31	7-13	5-9	5-6	4	1	4	1	0	2	24

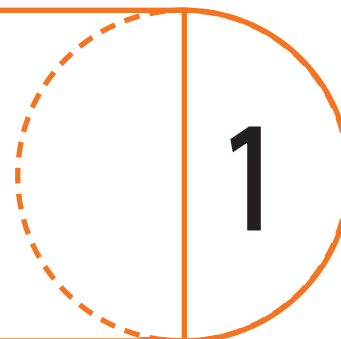
* indicates started



Andy Rautins

Senior • 6-5 • 205

Jamesville, N.Y. • Jamesville-DeWitt HS



SU Career 3-Point FG

No.	Name	3FGM-3FGA	Pct.	Years
1.	Gerry McNamara	400-1,131	.354	2002-06
2.	Andy Rautins	278-746	.373	2005-pres.
3.	Preston Shumpert	249-659	.378	1998-02
4.	Eric Devendorf	208-550	.378	2005-09
5.	Demetris Nichols	205-573	.358	2006-07
6.	Lawrence Moten	197-624	.316	1991-95
7.	Marius Janulis	190-476	.399	1994-98
8.	Todd Burgan	178-496	.358	1994-98
9.	DeShaun Williams	175-521	.336	1999-02
10.	Matt Roe	159-367	.433	1986-89

SU Career 3-Point FGA

No.	Name	3FGM-3FGA	Pct.	Years
1.	Gerry McNamara	400-1,131	.354	2002-06
2.	Andy Rautins	278-746	.373	2005-pres
3.	Preston Shumpert	249-659	.378	1998-02
4.	Lawrence Moten	197-624	.316	1991-95
5.	Demetris Nichols	205-573	.358	2006-07
6.	Eric Devendorf	208-550	.378	2005-2009
7.	DeShaun Williams	175-521	.336	1999-02
8.	Todd Burgan	178-496	.358	1994-98
9.	Marius Janulis	190-476	.399	1994-98
10.	Jason Hart	139-426	.326	1996-00

SU Career 3-Point Percentage

No.	Name	3FGM-3FGA	Pct.	Years
1.	Greg Monroe	79-180	.439	1983-87
2.	Matt Roe	159-367	.433	1986-89
3.	Marius Janulis	190-476	.399	1994-98
4.	John Wallace	41-105	.390	1992-96
5.	Eric Devendorf	208-550	.378	2005-09
	Preston Shumpert	249-659	.378	1998-02
7.	Andy Rautins	278-746	.373	2005-pres
8.	Mike Hopkins	50-135	.370	1989-93
9.	Scott McCorkle	38-104	.365	1990-94
10.	Todd Burgan	178-496	.359	1994-98
11.	Demetris Nichols	205-573	.358	2003-07

(min. 100 attempts)

3-point field goals were added prior to the 1986-87 season.

SU Season 3-Point FG

Name	Class	3FG-3FGA	Year
1. Gerry McNamara	Jr.	107-315	2004-05
2. Gerry McNamara	So.	105-270	2003-04
3. Gerry McNamara	Sr.	103-308	2005-06
4.	Andy Rautins	Jr. 102-279	2008-09
5. Demetris Nichols	Sr.	100-240	2006-07
6.	Andy Rautins	Sr. 94-233	2009-10
7. Donte Greene	Fr.	90-261	2007-08
8. Preston Shumpert	Sr.	88-233	2001-02
9. Matt Roe	Jr.	83-175	1988-89
10. Eric Devendorf	Jr.	82-210	2008-09
11. Gerry McNamara	Fr.	85-238	2002-03

SU Season 3-Point FGA

No.	Name	3FGM-3FGA	Pct.	Year
1.	Gerry McNamara	107-315	.340	2004-05
2.	Gerry McNamara	103-308	.334	2005-06
3.	Andy Rautins	102-279	.366	2008-09
4.	Gerry McNamara	105-270	.389	2003-04
5.	Donte Greene	90-261	.345	2007-08
6.	Demetris Nichols	100-240	.417	2006-07
7.	Gerry McNamara	85-238	.357	2002-03
8.	Preston Shumpert	88-233	.378	2001-02
	DeShaun Williams	71-233	.305	2001-02
	Andy Rautins	94-233	.403	2009-10

Season 3-Point Percentage

(min. 50 attempts)

No.	Name	3FGM-3FGA	Pct.	Year
1.	Matt Roe	83-175	.474	1988-89
2.	Greg Monroe	79-180	.439	1986-87
3.	Preston Shumpert	54-126	.426	1999-00
4.	John Wallace	37-88	.420	1995-96
5.	DeShaun Williams	38-91	.418	1999-00
6.	Demetris Nichols	100-240	.417	2006-07
7.	Marius Janulis	42-101	.416	1995-96
8.	Earl Duncan	26-63	.413	1987-88
9.	Matt Roe	74-182	.407	1987-88
10.	Andy Rautins	94-233	.403	2009-10
11.	Marius Janulis	69-173	.399	1996-97

SU 1,000 Point Scorers

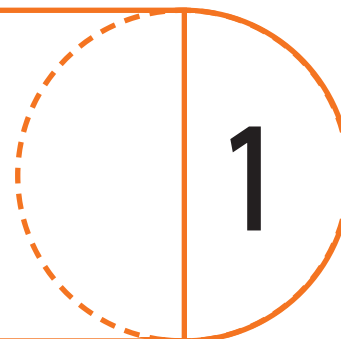
Player	Points	Avg.	Years	
1. Lawrence Moten	2,334	19.3	1991-95	
2. Derrick Coleman	2,143	15.0	1986-90	
3. John Wallace	2,119	16.7	1992-96	
4. Gerry McNamara	2,099	15.6	2002-06	
5. Hakim Warrick	2,073	15.4	2001-05	
6. Sherman Douglas	2,060	14.9	1985-89	
7. Stephen Thompson	1,956	13.6	1986-90	
8. Preston Shumpert	1,907	14.2	1998-02	
9. Dave Bing	1,883	24.8	1963-66	
10. Rafael Addison	1,876	14.9	1982-86	
11. Erich Santifer	1,845	14.9	1979-83	
12. Billy Owens	1,840	17.7	1988-91	
13. Rony Seikaly	1,716	12.6	1984-88	
14. Eric Devendorf	1,680	14.5	2005-09	
15. Dave Johnson	1,614	12.2	1988-92	
16. Roosevelt Bouie	1,560	13.2	1976-80	
	Todd Burgan	1,560	12.5	1994-98
18. Adrian Autry	1,538	12.7	1990-94	
19. Dennis DuVal	1,504	15.0	1971-74	
20. Jason Hart	1,503	11.4	1996-00	
21. Rudy Hackett	1,496	17.2	1972-75	
	Dale Shackelford	1,496	12.8	1975-79
23. Dwayne Washington	1,490	15.7	1983-86	
24. Louis Orr	1,487	12.8	1976-80	
25. Bill Smith	1,451	20.7	1968-71	
26. Otis Hill	1,416	10.9	1993-97	
27. Greg Kohls	1,360	19.2	1969-72	
28. Mike Lee	1,351	16.3	1970-73	
29. Billy Gabor	1,344	14.6	1942-48	
	Demetris Nichols	1,344	10.9	2003-07
31. Etan Thomas	1,340	11.0	1996-00	
32. Vinnie Cohen	1,337	19.7	1953-56	
33. Tony Bruin	1,294	11.6	1979-83	
34. Paul Harris	1,253	11.7	2006-09	
35. George Hicker	1,245	16.0	1965-68	
36. Arinze Onuaku	1,232	9.2	2006-10	
37. Damone Brown	1,230	10.9	1997-01	
38. Wendell Alexis	1,212	9.7	1982-86	
39. Jonny Flynn	1,211	16.6	2007-09	
40. Jack Kiley	1,193	15.1	1948-51	
41. Ryan Blackwell	1,175	11.8	1997-00	
42. Jim Lee	1,165	13.4	1972-75	
43. Marty Byrnes	1,159	11.0	1974-78	
	Marty Headd	1,159	10.9	1977-81
45. DeShaun Williams	1,136	11.7	1999-02	
46. James Williams	1,119	11.0	1973-77	
47. Andy Rautins	1,106	8.8	2005-10	
48. Ed Stickel	1,096	11.0	1945-49	
49. Jon Cincebox	1,087	15.8	1956-59	
50. Kueth Duany	1,084	8.5	1999-03	
51. Pete Chudy	1,079	16.1	1958-61	
52. Vaughn Harper	1,070	13.5	1965-68	
53. Leo Rautins	1,031	12.1	1980-83	



Andy Rautins

Senior • 6-5 • 205

Jamesville, N.Y. • Jamesville-DeWitt HS



SU Season Steals by Class

Senior Year	Name	G	Stls.	Avg.
1980-81	Eddie Moss	34	85	2.5
1997-98	Todd Burgan	35	72	2.1
1988-89	Sherman Douglas	38	69	1.9
2001-02	Preston Shumpert	36	68	1.9
2009-10	Andy Rautins	34	68	2.0

SU Season 3-Point FG by Class

Senior Year	Name	G	3FG-3FGA
2005-06	Gerry McNamara	35	103-308
2006-07	Demetris Nichols	35	100-240
2009-10	Andy Rautins	34	94-233
2001-02	Preston Shumpert	36	88-233
1986-87	Greg Monroe	38	79-180

	All-Tournament Team
	All-BIG EAST Second Team Honor Roll (Jan. 18) Honor Roll (Feb. 22)
	Honorable Mention All-American All-Conference Second Team
	All-America Fifth Team All-Conference First Team
	All-District 5 Second Team

Rautins In The NCAA Tournament

Year	G	TOTAL		3-PTS		FT-FTA	Pct	REBOUNDS			PF-FO	A	TO	Blk	Stl	Pts	Avg
		FG-FGA	Pct	3FG-FGA	Pct			Off-Def	Tot	Avg							
2008-09	3	9-27	.333	6-23	.261	5-5	1.00	0-12	12	4.0	3-0	10	5	2	5	29	9.7
2009-10	2	11-22	.500	8-16	.500	5-6	.833	0-12	12	6.0	3-0	10	5	0	3	35	17.5
Totals	5	20-49	.408	14-39	.359	10-11	.909	0-24	24	12.0	6-0	20	10	2	8	64	12.8

Rautins' Career Statistics


Year	G	GS	TOTAL			3-PTS			FT	FTA	Pct	REBOUNDS			PF	FO	A	TO	Blk	Stl	Pts	Avg	
			FG	FGA	Pct	3FG	3FGA	Pct				O	D	Tot									Avg
2005-06	20	0	20	53	.377	15	46	.326	3	6	.500	5	12	17	0.9	23	0	13	4	2	6	58	2.9
2006-07	35	20	84	226	.372	67	188	.356	17	24	.708	15	54	69	2.0	62	0	51	46	6	45	252	7.2
2008-09	37	10	126	332	.380	102	279	.366	33	45	.733	13	110	123	3.3	75	2	112	73	6	52	387	10.5
2009-10	34	34	126	288	.438	94	233	.403	63	78	.808	17	96	113	3.3	71	1	169	93	8	68	409	12.0
Totals	126	64	356	899	.396	278	746	.373	116	153	.758	50	272	322	2.6	231	3	345	216	22	171	1106	8.8



Dashonte Riley

Freshman • 6-11 • 200

Detroit, Mich. • Detroit County Day HS



- Averaged 13.5 minutes in SU's first two NCAA Tournament wins, helping to fill the void left by the injured Arinze Onuaku.
- Four points and two rebounds in his collegiate debut vs. Albany.
- Secured a personal-best six rebounds and three blocks vs. Robert Morris.
- Riley posted career highs in assists (2) and blocks (4) vs. Maine.
- Tied his personal best with four points vs. Oakland, including a career-best 2-for-3 showing from the foul line.
- Rated the 14th-best center and the 92nd prospect overall in the Class of 2009 by *Scout.com*.

Riley Game-by-Game 2009-10

Opponent	MP	FG	3PT	FT	REB	F	A	T	B	S	TP
Albany	8	2-2	0-0	0-0	2	0	0	1	1	0	4
Robert Morris	17	0-1	0-0	1-2	6	2	1	1	3	0	1
vs. California	4	0-0	0-0	0-0	2	0	1	1	0	0	0
Cornell	4	0-0	0-0	1-2	1	1	0	0	1	0	1
Columbia	14	1-1	0-0	1-2	5	1	1	0	1	0	3
Colgate	16	1-2	0-1	0-0	1	4	1	1	1	0	2
Maine	16	1-1	0-0	0-1	2	2	2	0	4	0	2
St. Francis (N.Y.)	14	1-1	0-0	0-1	1	2	1	2	2	0	2
St. Bonaventure	5	1-1	0-0	0-0	0	2	0	1	1	1	2
Oakland	14	1-4	0-0	2-3	2	2	0	0	1	0	4
USF	5	1-1	0-0	0-0	0	1	0	0	0	0	2
at Georgetown	5	0-0	0-0	0-0	0	2	0	0	0	0	0
Villanova	1	0-0	0-0	0-0	1	1	0	0	0	0	0
St. John's	2	0-0	0-0	0-0	0	0	0	0	0	0	0
vs. Vermont (NCAA)	12	0-0	0-0	0-0	2	1	2	1	1	0	0
vs. Gonzaga (NCAA)	15	0-1	0-1	0-0	0	5	1	3	0	1	0

* indicates started

Riley's Season and Career Highs

- Points**
Season and Career: 4 vs. Albany, Oakland
- FG Made**
Season and Career: 2 vs. Albany
- FG Attempted**
Season and Career: 4 vs. Oakland
- 3-Point FGM**
Season and Career: 0
- 3-Point FGA**
Season and Career: 1 vs. Colgate, Gonzaga (NCAA)
- FT Made**
Season and Career: 2 vs. Oakland
- FT Attempted**
Season and Career: 3 vs. Oakland
- Rebounds**
Season and Career: 6 vs. Robert Morris
- Off. Rebounds**
Season and Career: 2 vs. Robert Morris, Vermont (NCAA)
- Def. Rebounds**
Season and Career: 4 vs. Robert Morris
- Assists**
Season and Career: 2 vs. Maine, Vermont (NCAA)
- Steals**
Season and Career: 1 vs. St. Bonaventure, Gonzaga (NCAA)
- Blocks**
Season and Career: 4 vs. Maine
- Minutes**
Season and Career: 17 vs. Robert Morris

Riley In The NCAA Tournament

Year	G	TOTAL		3-PTS		FT-FTA	Pct	REBOUNDS					PF-FO	A	TO	Blk	Stl	Pts	Avg
		FG-FGA	Pct	3FG-FGA	Pct			Off-Def	Tot	Avg									
2009-10	2	0-1	.000	0-1	.000	0-0	.000	2-0	2	1.0	6-1	3	4	1	1	0	0.0		

Riley's Career Statistics

Year	G	GS	TOTAL		3-PTS		FT	FTA	Pct	REBOUNDS					PF	FO	A	TO	Blk	Stl	Pts	Avg	
			FG	FGA	Pct	3FG				3FGA	Pct	O	D	Tot									Avg
2009-10	16	0	9	15	.600	0	2	.000	5	11	.455	8	17	25	1.6	26	1	10	11	16	2	23	1.4



James Southerland

Freshman • 6-7 • 200

Bayside, N.Y. • Cardozo HS/Notre Dame Prep (Mass.)

43

- Made his NCAA Tournament debut in the first round vs. Vermont and had four points.
- Southerland averaged 10 points per game vs. Colgate and Maine. He was 8-for-10 (.800) shooting in the two contests.
- Southerland scored in double figures for the first time with 10 points in 10 minutes vs. Colgate (Nov. 30). He made a personal-best four field goals in the game. He matched both marks and set a career high with four rebounds, all defensive, the following outing vs. Maine (Dec. 5).
- Tallied his first collegiate points on 2-for-5 shooting from long range vs. Robert Morris. Also had three blocks and three steals against the Colonials.
- Scored a game-high 19 points against Cal State L.A. (exhibition). He made all seven of his field goals, including five 3-pointers.
- Rated 87th among small forwards in the Class of 2009 by *Scouts Inc.*
- Attended the same prep school as former Syracuse starter Paul Harris (Notre Dame Prep).

Southerland's Season and Career

Highs

Points

Season and Career: 10 vs. Colgate, Maine

FG Made

Season and Career: 4 vs. Colgate, Maine

FG Attempted

Season and Career: 5 vs. Robert Morris, Colgate, Maine

3-Point FGM

Season and Career: 2 vs. Robert Morris, Colgate, Maine

3-Point FGA

Season and Career: 5 vs. Robert Morris

FT Made

Season and Career: 1 vs. Columbia, St. Francis (N.Y.)

FT Attempted

Season and Career: 2 vs. Columbia, St. Francis (N.Y.)

Rebounds

Season and Career: 4 vs. Maine

Off. Rebounds

Season and Career: 2 vs. Colgate

Def. Rebounds

Season and Career: 4 vs. Maine

Assists

Season and Career: 1 vs. Oakland, Albany, Columbia, USF, St. John's

Steals

Season and Career: 3 vs. Robert Morris

Blocks

Season and Career: 3 vs. Robert Morris

Minutes

Season and Career: 20 vs. Maine

Southerland Game-by-Game 2009-10

Opponent	MP	FG	3PT	FT	REB	F	A	T	B	S	TP
Albany	9	0-4	0-3	0-0	1	1	1	1	1	2	0
Robert Morris	14	2-5	2-5	0-0	3	0	0	4	3	3	6
vs. California	3	1-1	1-1	0-0	1	1	0	0	0	0	3
Cornell	2	1-2	0-1	0-0	0	1	0	1	0	0	2
Columbia	6	0-4	0-3	1-2	2	1	1	1	0	0	1
Colgate	10	4-5	2-3	0-0	3	1	0	0	0	1	10
Maine	20	4-5	2-3	0-0	4	0	0	1	1	0	10
St. Francis (N.Y.)	14	2-4	0-2	1-2	0	1	0	0	1	2	5
Oakland	11	0-3	0-2	0-0	1	0	1	0	0	0	0
USF	2	0-2	0-0	0-0	1	0	1	0	1	0	0
Villanova	1	0-1	0-1	0-0	0	0	0	0	0	0	0
St. John's	1	0-1	0-0	0-0	0	0	1	0	0	0	0
vs. Vermont (NCAA)	4	2-2	0-0	0-0	0	0	0	0	0	0	4

* indicates started

Southerland In The NCAA Tournament

Year	G	TOTAL		3-PTS		FT-FTA		REBOUNDS		PF-FO	A	TO	Blk	Stl	Pts	Avg
		FG-FGA	Pct	3FG-FGA	Pct	Off-Def	Tot	Avg								
2009-10	1	2-2	1.000	0-0	.000	0-0	.000	0-0	0	0.0	0-0	0	0	0	4	4.0

Southerland's Career Statistics

Year	G	GS	TOTAL		3-PTS		FT		REBOUNDS		PF	FO	A	TO	Blk	Stl	Pts	Avg					
			FG	FGA	Pct	3FG	3FGA	Pct	FT	FTA									Pct	O	D	Tot	Avg
2009-10	13	0	16	39	.410	7	24	.292	2	4	.500	3	13	16	1.2	6	0	5	8	7	8	41	3.2



Brandon Triche

Freshman • 6-4 • 210

Jamesville, N.Y. • Jamesville-DeWitt HS

25

- BIG EAST All-Rookie Team selection. Also selected to the BIG EAST All-Freshman Team by *Sporting News*.
- Scored in double-digits for the first time since Feb. 2 vs. Providence with 10 points vs. Vermont in the first round of the NCAA Tournament. Followed it up with 13 points vs. Gonzaga in the second round.
- He scored double-digits for the first time in five games with 15 points vs. Providence on Feb. 2.
- Triche was in double figures for three straight games from Jan. 10-16, all conference victories (vs. USF, at Rutgers, at West Virginia). It was the first time this season he reached double digits in three consecutive contests. He led the Orange with 16 points in the win at West Virginia.
- Triche scored a career-best 27 points vs. Oakland to earn his second BIG EAST Rookie of the Week honor (Dec. 28). He converted a personal-high nine field goals, including going 6-for-6 from 3-point range. Triche tied the Orange single-game record for 3-point shooting percentage (min. 5 attempts) and his six makes without a miss are the most in school history.
- Averaged 12.5 points and 3.5 assists vs. Colgate and Maine on his way to BIG EAST Rookie of the Week honors (Dec. 7). Triche led the Orange with 16 points in 16 minutes against Maine.
- Led the Orange in scoring for the first time with 21 points vs. Cornell. Triche played a career-high 31 minutes and made eight field goals, including three 3-pointers.
- Dished out a personal-best seven assists to just one turnover in 18 minutes vs. Robert Morris.
- Had eight points, five rebounds and three assists in his first college game vs. Albany.
- Led nearby Jamesville-DeWitt HS to back-to-back state championships.
- 2009 Gatorade Player of the Year (New York).

Triche's Season and Career Highs

Points	Season and Career: 27 vs. Oakland
FG Made	Season and Career: 9 vs. Oakland
FG Attempted	Season and Career: 13 vs. Cornell
3-Point FGM	Season and Career: 6 vs. Oakland
3-Point FGA	Season and Career: 6 vs. Oakland, Cornell
FT Made	Season and Career: 4 vs. Florida, vs. Robert Morris, Providence
FT Attempted	Season and Career: 6 vs. Florida
Rebounds	Season and Career: 6 vs. USF
Off. Rebounds	Season and Career: 3 vs. Pittsburgh, USF, Providence, St. John's
Def. Rebounds	Season and Career: 3 vs. Albany, Cornell, USF, Georgetown
Assists	Season and Career: 7 vs. Robert Morris
Steals	Season and Career: 3 vs. St. Francis (N.Y.), at Providence
Blocks	Season and Career: 1 vs. Colgate, at Notre Dame
Minutes	Season and Career: 34 at Georgetown

Triche Game-by-Game 2009-10

Opponent	MP	FG	3PT	FT	REB	F	A	T	B	S	TP
Albany *	25	3-7	1-2	1-4	5	3	3	6	0	2	8
Robert Morris *	18	4-5	0-1	4-4	2	1	7	1	0	2	12
vs. California *	17	3-6	1-4	2-3	1	1	1	2	0	2	9
vs. North Carolina *	20	5-6	0-0	1-2	0	2	2	4	0	0	11
Cornell *	31	8-13	3-6	2-2	3	0	1	1	0	0	21
Columbia *	14	3-6	0-3	0-1	0	1	2	3	0	0	6
Colgate *	19	3-6	1-4	2-2	3	0	5	2	1	0	9
Maine *	16	6-7	2-2	2-3	1	0	2	0	0	1	16
vs. Florida *	22	1-5	0-2	4-6	0	1	4	1	0	2	6
St. Francis (N.Y.) *	17	2-4	1-2	0-0	0	1	3	3	0	3	5
St. Bonaventure *	21	2-4	2-2	2-4	1	1	2	0	0	1	8
Oakland *	20	9-11	6-6	3-4	4	0	4	1	0	2	27
at Seton Hall *	21	1-6	0-0	2-5	0	4	3	4	0	1	4
Pittsburgh *	26	2-9	0-5	2-4	4	3	1	1	0	1	6
Memphis *	28	1-2	1-1	0-0	2	1	4	4	0	1	3
USF *	29	5-10	0-3	0-3	6	2	5	2	0	0	10
at Rutgers *	17	5-9	2-3	0-0	1	1	2	3	0	2	12
at West Virginia *	29	6-8	2-3	2-3	2	1	5	5	0	1	16
at Notre Dame *	27	2-8	1-4	3-3	1	2	4	1	1	1	8
Marquette *	27	3-5	0-2	1-1	2	0	5	1	0	0	7
Georgetown *	24	1-2	0-1	3-4	3	2	2	3	0	0	5
at DePaul *	18	0-2	0-0	1-2	0	0	3	2	0	0	1
Providence *	28	5-11	1-2	4-4	3	2	4	0	0	0	15
at Cincinnati *	10	1-2	0-1	0-0	0	0	0	0	0	0	2
Connecticut *	26	2-3	1-1	3-4	2	2	4	5	0	0	8
Louisville *	14	0-4	0-3	0-0	1	0	3	1	0	0	0
at Georgetown *	34	3-4	1-1	1-1	2	3	2	3	0	0	8
at Providence *	18	2-5	0-3	2-2	1	1	4	1	0	3	6
Villanova *	13	0-1	0-0	1-2	2	1	2	2	0	1	1
St. John's *	17	2-5	1-1	0-0	3	2	2	2	0	1	5
at Louisville *	12	0-2	0-0	1-2	3	1	1	1	0	0	1
vs. Georgetown (BET) *	18	1-2	0-0	0-0	1	2	3	2	0	2	2
vs. Vermont (NCAA) *	23	3-8	3-5	1-2	1	2	2	1	0	1	10
vs. Gonzaga (NCAA) *	29	5-9	2-5	1-2	2	2	2	1	0	0	13

* indicates started

All-Rookie Team
Rookie of the Week (Dec. 7)
Rookie of the Week (Dec. 28)

BIG EAST All-Freshman Team

Triche In The NCAA Tournament

Year	G	TOTAL		3-PTS		FT-FTA		REBOUNDS		PF-FO	A	TO	Blk	Stl	Pts	Avg	
		FG-FGA	Pct	3FG-FGA	Pct	FT-FTA	Pct	Off-Def	Tot								
2009-10	2	8-17	.471	5-10	.500	2-4	.500	0-3	3	1.5	4-0	4	2	0	1	23	11.5

Triche's Career Statistics

Year	G	GS	TOTAL			3-PTS			REBOUNDS			PF	FO	A	TO	Blk	Stl	Pts	Avg				
			FG	FGA	Pct	3FG	3FGA	Pct	FT	FTA	Pct									O	D	Tot	
2009-10	34	34	99	197	.503	32	78	.410	51	79	.646	23	39	62	1.8	45	0	99	69	2	30	281	8.3



Record	Overall	BIG EAST	BET	NCAA
SU overall	30-4	15-3	0-1	2-0
SU at home	17-2	7-2		
SU on the road	8-1	8-1		
SU at neutral sites	5-1		0-1	2-0
SU in overtime				
After a loss	3-1	1-0	0-1	
SU scores first	14-3	6-2	0-1	
Opponent scores first	16-1	8-1		2-0

Halftime	Overall	BIG EAST	BET	NCAA
SU led at the half	24-4	11-3	0-1	2-0
SU trailed at the half	3-0	2-0		
Tied at the half	3-0	2-0		

Rebounding	Overall	BIG EAST	BET	NCAA
SU outrebounded Opp.	19-1	8-1		2-0
SU was outrebounded	9-3	5-2	0-1	
Rebounds were equal	2-0	2-0		
SU 36-or-more rebounds	22-3	9-3		2-0
SU 35-or-less rebounds	8-1	6-0	0-1	
SU 21-or-more def rebounds	28-1	14-1		2-0
SU 20-or-less def. rebounds	1-3	1-2	0-1	
SU 11-or-more off. rebounds	20-3	10-3		1-0
SU 10-or-less off. rebounds	9-1	5-0	0-1	1-0

Field Goal Percentage	Overall	BIG EAST	BET	NCAA
SU shot 70-80% FG				
SU shot 60-70% FG				
SU shot 50-60% FG	22-1	8-0	0-1	2-0
SU shot 40-50% FG	8-3	7-3		
SU shot 30-40% FG				
Opp. shot 50-60% FG	1-1	1-1	0-1	
Opp. shot 40-50% FG	12-3	7-3		1-0
Opp. shot 30-40% FG	14-0	7-0		1-0
Opp. shot 20-30% FG	3-0			
SU outshot Opp. FG%	30-0	15-0		2-0
Opp. outshot SU FG%	0-4	0-3	0-1	

Free Throw Percentage	Overall	BIG EAST	BET	NCAA
SU outshot Opp. FT%	18-1	9-1		2-0
Opp. outshot SU FT%	10-3	6-2	0-1	
SU shot same FT% as opponent	2-0			
SU shot more FT	24-1	13-1		2-0
Opp. shot more FT	5-3	2-2	0-1	
Free throws shot were equal	1-0			

Scoring	Overall	BIG EAST	BET	NCAA
SU scored 100-109 pts.	2-0			
SU scored 90-99 pts.	5-0	2-0		
SU scored 80-89 pts.	12-1	6-0	0-1	1-0
SU scored 70-79 pts.	10-1	6-1		1-0
SU scored 60-69 pts.	0-2	0-2		
SU scored 50-59 pts.	1-0	1-0		
SU scored 40-49 pts.				
Opp. scored 90-99 pts.	0-1		0-1	
Opp. scored 80-89 pts.	1-1	1-1		
Opp. scored 70-79 pts.	11-1	6-1		
Opp. scored 60-69 pts.	9-1	5-1		1-0
Opp. scored 50-59 pts.	8-0	3-0		1-0
Opp. scored 40-49 pts.	1-0			

By Starting Lineup	Overall	BIG EAST	BET	NCAA
Rautins, Triche, Johnson, Jackson, Onuaku	27-4	15-3	0-1	
Rautins, Triche, Johnson, Joseph, Jackson	3-0			2-0

Turnovers	Overall	BIG EAST	BET	NCAA
SU 10-or-less turnovers	3-0	2-0		
SU 11-20 turnovers	24-4	12-3	0-1	2-0
SU 21-or-more turnovers	3-0	1-0		
Opp. 10-or-less turnovers	3-0	2-0		1-0
Opp. 11-20 turnovers	24-4	12-3	0-1	1-0
Opp 21-or-more turnovers	3-0	1-0		

SU Players' Scoring	Overall	BIG EAST	BET	NCAA
Six in double digits	2-0	1-0		
Five in double digits	9-0	3-0		1-0
Four in double digits	12-3	6-2	0-1	
Three in double digits	7-1	5-1		1-0
Two in double digits				
One in double digits				
Four with 20-or-more points				
Three with 20-or-more points				
Two with 20-or-more points	4-0	3-0		1-0
One with 20-or-more points	13-2	6-1	0-1	

Games Decided By...	Overall	BIG EAST	BET	NCAA
0-5 points	5-0	5-0		
6-10 points	1-4	1-3	0-1	
11-15 points	5-0	2-0		
16 or more points	18-0	7-0		2-0

By Month	Overall	BIG EAST	BET	NCAA
November	7-0			
December	6-0	1-0		
January	8-1	7-1		
February	6-1	6-1		
March	3-2	1-1	0-1	2-0

By Day	Overall	BIG EAST	BET	NCAA
Monday	4-0	2-0		
Tuesday	6-0	4-0		
Wednesday	4-0	2-0		
Thursday	3-1	1-0	0-1	
Friday	3-0			1-0
Saturday	6-2	4-2		
Sunday	4-1	2-1		1-0

By Live Television	Overall	BIG EAST	BET	NCAA
ESPN	7-3	6-2	0-1	
ESPN2	3-0			
BIG EAST Network	6-1	6-1		
ESPNU	5-0	3-0		
CBS	2-0			2-0
ESPN 360	2-0			
Time Warner Cable Sports	5-0			

By Uniform	Overall	BIG EAST	BET	NCAA
White	19-4	7-2	0-1	2-0
Orange	11-0	8-0		

By Conference	Overall
America East (Albany, Maine, Vermont)	3-0
ACC (North Carolina)	1-0
Atlantic 10 (St. Bonaventure)	1-0
BIG EAST (at Seton Hall, Pittsburgh, USF, at Rutgers, at West Virginia, at Notre Dame, Marquette, Georgetown, at DePaul, Providence, at Cincinnati, Connecticut, Louisville at Georgetown, at Providence, Villanova, St. John's, at Louisville)	15-3
BIG EAST Tournament (Georgetown)	0-1
Conference USA (Memphis)	1-0
Ivy League (Cornell, Columbia)	2-0
Northeast (St. Francis (NY), Robert Morris)	2-0
Pac-10 (California)	1-0
Patriot League (Colgate)	1-0
SEC (Florida)	1-0
Summit League (Oakland)	1-0

Games Played:

34 – Jackson, Jardine, Johnson, Joseph, Rautins, Triche

Games Started:

34 – Jackson, Johnson, Rautins, Triche

Points in First Half:

16 – Jackson vs. Florida; Johnson vs. North Carolina

Points in Second Half:

17 – Jackson at Providence; Rautins at Providence

Game Points:

31 – Johnson vs. Gonzaga (NCAA)

Minutes Played:

40 – Johnson (7), vs. Gonzaga (NCAA), at Providence, Connecticut, Marquette, at Notre Dame, Memphis, at Seton Hall; Rautins (3), at Providence, at Cincinnati, at Rutgers

Game FG Attempted:

20 – Johnson, Louisville

Game FG Made:

13 – Jackson at Providence

Game FG Percentage (min. 7 made)

.875 (7-8) – Onuaku, Albany

Game FT Attempted:

12 – Joseph, St. John's

Game FT Made:

11 – Joseph, St. John's

Game FT Percentage (min. 7 made):

1.000 (8-8) – Johnson at Georgetown

Game 3 pt. FG Attempted:

12 – Rautins at Providence

Game 3 pt. FG Made:

8 – Rautins at Providence

Game 3 pt. FG Percentage (min. 3 made)

1.000 (6-6) – Triche, Oakland

Game Rebounds:

19 – Johnson at Seton Hall

Game Assists:

10 – Rautins vs Georgetown (BET)

Game Steals:

7 – Rautins vs. North Carolina

Blocked Shots:

6 – Johnson vs. California; Onuaku, Connecticut

Turnovers

7 – Johnson, Georgetown

Game Fouls:

5 – Jackson (3), at Georgetown, Pittsburgh, vs. North Carolina; Onuaku (2), at Georgetown, Pittsburgh; Johnson vs. Georgetown (BET); Rautins, at West Virginia; Riley vs. Gonzaga (NCAA)

Led SU in Scoring:

Johnson (13), Rautins (6² shared), Jackson (5¹ shared), Triche (4), Onuaku (3), Jardine (1), Joseph (2¹ shared)

Double-Figure Scoring Games:

Johnson (30), Joseph (22), Onuaku (20), Rautins (20), Jackson (17), Jardine (12), Triche (11), Jones (6), Southerland (2)

20-29-point Games:

Johnson (7), Rautins (7), Jackson (2), Onuaku (2), Jardine (2), Triche (2), Joseph (1)

30-39-point Games:**Scored First Point:**

Johnson (11), Onuaku (7), Jackson (5), Rautins (5), Triche (3), Joseph (2)

Led SU in Rebounding:

Johnson (20⁴ shared), Jackson (10⁴ shared), Joseph (5³ shared), Onuaku (4³ shared), Rautins (1¹ shared), Riley (1)

Double-Figure Rebounding Games:

Johnson (12), Jackson (5), Joseph (2)

Double-Doubles:

Johnson (12), Jackson (3), Joseph (2)

Led SU in Assists:

Rautins (22⁹ shared), Jardine (14⁷ shared), Triche (4³ shared), Johnson (4³ shared), Joseph (2² shared), Jackson (2¹ shared)

Double-Figure Assist Games:**Largest Lead:**

56, (83-27), Maine

Largest Margin of Victory:

46, (101-55), Maine

Largest Margin of Defeat:

10, (78-68), at Louisville; (82-72), Pittsburgh

Largest Deficit:

18, (33-15), at DePaul

Largest Deficit Overcome in a Win:

18, (33-15), at DePaul

Largest Lead in a Loss:

11, (22-11), Louisville

Largest Halftime Lead:

48, (60-12), Maine

Largest Halftime Deficit:

5, (52-47), at Providence

Syracuse Highs

Points	101	Maine
Points – First Half	60	Maine
Points – Second Half	52	at Providence
Field Goals Made	41	Maine
Field Goal Attempts	74	Villanova
Field Goal %	.651 (41-63)	Maine
3-Point FG Made	13	Robert Morris
3-Point FG Attempts	27	Colgate
3-Point FG %	.550 (11-22)	vs. Georgetown (BET)
Free Throws Made	27	at Georgetown
Free Throw Attempts	33	Villanova
Free Throw %	.900 (27-30)	at Georgetown
Offensive Rebounds	23	Villanova
Defensive Rebounds	37	Maine
Rebounds	49	Villanova
Assists	35	Colgate
Steals	21	Albany
Blocked Shots	14	Maine, Robert Morris
Turnovers	23	Robert Morris
Fouls	25	Pittsburgh

Opponent Highs

Points	91	vs. Georgetown (BET)
Points – 1st Half	52	at Providence
Points – 2nd Half	55	Pittsburgh
Field Goals Made	34	at Providence
Field Goal Attempts	77	at Seton Hall
Field Goal %	.579 (33-57)	vs. Georgetown (BET)
3-Point FG Made	14	at Providence
3-Point FG Attempts	40	at Louisville
3-Point FG %	.429 (9-21)	Columbia
Free Throws Made	26	Pittsburgh
Free Throw Attempts	36	Pittsburgh
Free Throw %	.800 (4-5)	at Rutgers
Offensive Rebounds	25	at Seton Hall
Defensive Rebounds	28	vs. California
Rebounds	46	at Seton Hall
Assists	22	at Notre Dame
Steals	13	vs. Georgetown (BET), Connecticut, at Rutgers, at Seton Hall
Blocked Shots	7	at Louisville
Turnovers	32	Albany
Fouls	27	Albany

Syracuse Lows

Points	59	at DePaul
Points – First Half	26	at West Virginia
Points – Second Half	28	at DePaul
Field Goals Made	20	at Georgetown
Field Goal Attempts	44	Memphis
Field Goal %	.414 (24-58)	Louisville
3-Point FG Made	1	Marquette, Pittsburgh
3-Point FG Attempts	8	Marquette
3-Point FG %	.077 (1-13)	Pittsburgh
Free Throws Made	3	Colgate
Free Throw Attempts	4	Colgate
Free Throw %	.400 (4-10)	vs. North Carolina
Offensive Rebounds	6	at Georgetown, Georgetown; vs. California
Defensive Rebounds	20	vs. Georgetown (BET), at Cincinnati, Pittsburgh
Rebounds	28	vs. Georgetown (BET)
Assists	9	at West Virginia
Steals	4	vs. Gonzaga (NCAA); Louisville, Connecticut, at West Virginia
Blocked Shots	1	vs. Florida
Turnovers	7	at Cincinnati
Fouls	7	at Providence

Opponent Lows

Points	43	Albany
Points – 1st Half	16	Colgate
Points – 2nd Half	22	at DePaul
Field Goals Made	15	Albany
Field Goal Attempts	48	Cincinnati
Field Goal %	.265 (18-68)	Maine
3-Point FG Made	2	Oakland
3-Point FG Attempts	16	vs. North Carolina
3-Point FG %	.091 (2-22)	Oakland
Free Throws Made	3	at Providence
Free Throw Attempts	4	at Providence
Free Throw %	.500 (5-10)	at DePaul
	.500 (5-10)	vs. Vermont (NCAA)
	.500 (6-12)	St. Bonaventure
Offensive Rebounds	5	Georgetown
Defensive Rebounds	13	at West Virginia
Rebounds	21	Marquette
Assists	10	at Cincinnati, Albany
Steals	3	Louisville
Blocked Shots	0	Maine, Robert Morris
Turnovers	9	vs. Vermont (NCAA), Marquette
Fouls	11	vs. North Carolina

Syracuse Individual

Scored 40 or more points:	Gerry McNamara, 43 vs. BYU (NCAA), 3/18/04
Scored 30 or more points:	Wes Johnson, 31, vs. Gonzaga (NCAA), 3/21/10
Made 15 FGs:	Lawrence Moten, 15 at Villanova, 2/14/95
Made 9 3PT FGs:	Andy Rautins, 9, Coppin State, 12/22/08
Made 8 3PT FGs:	Andy Rautins, 8, at Providence 2/23/10
Made 7 3PT FGs:	Andy Rautins, 7, Robert Morris, 11/11/09
Made 17+ FTs:	Hakim Warrick, 18, Rhode Island, 11/30/03
Made 15+ FTs:	Jonny Flynn, 16 vs. Connecticut (BET), 3/12/09
Made 10+ FTs:	Jonny Flynn (16), Paul Harris (13) vs. Connecticut (BET), 3/12/09
Had 30+ rebounds:	Frank Reddout, 34, Temple, 2/9/52
Had 25+ rebounds:	Dave Bing, 25, Cornell, 2/8/66
Had 20+ rebounds:	Paul Harris, 22 vs. Connecticut (BET), 3/12/09
Had 15+ rebounds:	Wes Johnson, 15, Marquette, 1/23/10
Had 15+ assists:	Dwayne Washington, 18, St. John's, 2/27/84
Had 10+ assists:	Jonny Flynn, 11 vs. Connecticut (BET), 3/12/09
Had 8+ blocks:	Darryl Watkins, 8, Cincinnati, 1/17/07
Had 5+ blocks:	Arinze Onuaku, 6, Connecticut, 2/10/10
Had 10 steals:	Todd Burgan, Colgate, 12/30/97
Had 8+ steals:	DeShaun Williams, 9, Boston College, 3/3/02
Had 5+ steals:	Andy Rautins, 6, Georgetown, 1/25/10
Played 60+ minutes:	Jonny Flynn (67), Eric Devendorf, (61) vs. Connecticut (BET), 3/12/09
Played 50+ minutes:	Paul Harris (56), Andy Rautins (50) vs. Connecticut (BET), 3/12/09
Played 40+ minutes:	Jonny Flynn (45), Eric Devendorf (43) vs. Connecticut (BET), 3/12/09
Played 40 minutes (40 minute game):	Wes Johnson, vs. Gonzaga (NCAA), 3/21/10
Three players had a double-double (pts-rebs):	Rick Jackson (21-11), Wes Johnson (17-10), Kris Joseph (12-10) vs. Florida, 12/10/09
Two players had a double-double (pts-rebs):	Wes Johnson (22-15), Kris Joseph (14-11), Marquette, 1/23/10
Had a double-double (pts-rebs):	Wes Johnson (31-14), vs. Gonzaga (NCAA), 3/21/10
Had a double-double OT (pts-rebs):	Paul Harris (29-22), vs. Connecticut (BET), 3/12/09
Had a double-double (pts-assists):	Jonny Flynn, (34-11) vs. Connecticut (BET), 3/12/09
Had a triple-double:	Allen Griffin, (14-11-10), Pittsburgh, 2/27/01

Syracuse Team

Won in overtime:	74-69 vs. West Virginia (BET), 3/13/09
Lost in overtime:	64-62 at Georgetown, 1/21/08
Played two overtimes:	127-117 vs. Connecticut (BET), 3/12/09
Played three overtimes:	127-117 vs. Connecticut (BET), 3/12/09
Played six overtimes:	127-117 vs. Connecticut (BET), 3/12/09
Scored 100 points:	101, Maine 12/5/09
Scored 90 points:	95, Villanova, 2/27/10
Scored less than 50 points:	49 at Connecticut, 2/11/09
Scored 53+ in a half:	60, Maine (1st), 12/5/09
Gave up 100 points:	117, vs. Connecticut (BET), 3/12/09
Gave up less than 50 points:	43, Albany, 11/9/09
Gave up less than 40 points:	35 vs. Colgate, 12/10/05
Shot over 60% FG:	.651 (41-63), Maine, 12/5/09
Shot under 32% FG:	.317 (19-60) at Connecticut, 2/11/09
Held opponent under 32% FG:	.293 (17-58), St. Francis (NY), 12/13/09
Made 45+ FG:	47 vs. E. Tennessee State, 12/15/07
Made 15+ 3PT:	15 vs. E. Tennessee State, 12/15/07
Made 12+ 3PT:	12 vs. Gonzaga (NCAA), 3/21/10
Did not make a 3PT:	vs. Providence (BET), 3/10/95
Attempted 50 FT:	51 vs. Connecticut (BET), 3/12/09
Attempted 40 FT:	51 vs. Connecticut (BET), 3/12/09
Made 40 FT:	40 vs. Connecticut (BET), 3/12/09
Made 35 FT:	40 vs. Connecticut (BET), 3/12/09
Had 60+ rebounds:	67 vs. Connecticut (BET), 3/12/09
Had 50+ rebounds:	55 vs. Stephen F. Austin (NCAA), 3/20/09
Had 30+ assists:	35, Colgate, 11/30/09
Committed less than 10 turnovers:	7 at Cincinnati, 2/7/10
Committed 25+ turnovers:	26 vs. E. Tennessee State, 12/15/07
Forced 30-or-more turnovers:	32, Albany, 11/9/09
Had 20+ steals:	21, Albany, 11/9/09
Had 15+ blocked shots:	16 vs. Illinois-Chicago, 12/21/05
Four players had 20 points:	Jonny Flynn (34), Paul Harris (29), Eric Devendorf (22), Andy Rautins (20), vs. Connecticut (BET), 3/12/09
Three players had 20 points:	Jonny Flynn (34), Paul Harris (29), Eric Devendorf (22), Andy Rautins (20), vs. Connecticut (BET), 3/12/09
Two players had 20 points:	Wes Johnson (31), Andy Rautins (24), vs. Gonzaga (NCAA), 3/21/10
Six players had 10+ points:	Rick Jackson (19), Arinze Onuaku (17), Scoop Jardine (16), Kris Joseph (16), Wes Johnson (14), Andy Rautins (12), Villanova, 2/27/10
Five players had 10+ points:	Wes Johnson (18), Scoop Jardine (14), Rick Jackson (12), Andy Rautins (11), Brandon Triche (10), vs. Vermont (NCAA), 3/19/10
Three players had 10+ rebounds:	Rick Jackson (11), Kris Joseph (10), Wes Johnson (10), vs. Florida, 12/10/09
Two players had 10+ rebounds:	Wes Johnson (15), Kris Joseph (11), Marquette, 1/23/10



1

Nov. 9, 2009 • Carrier Dome
Syracuse, NY

rv/25 Syracuse 75
Albany 43



SYRACUSE, N.Y. - Head coach Jim Boeheim became the eighth Division I coach in NCAA history to record 800 career wins as Syracuse defeated Albany, 75-43, in the 2K Sports Classic benefitting Coaches vs. Cancer. Boeheim joined Duke's Mike Krzyzewski and Connecticut's Jim Calhoun as the third active Division I coach with 800 wins.

"I'd like to thank the players and coaches who have been here through the years ... I'd like to thank the fans who have been here and who make this place the best place in the country to play basketball."

- Coach Boeheim

Arinze Onuaku had a game-high 14 points on 6-of-7 shooting to lead a balanced SU attack that had eight different players scoring and five in double figures.

Wes Johnson paired 12 points with a team-best eight rebounds while **Scoop Jardine** had 12 points on 5-of-7 shooting and dished out four assists. **Kris Joseph** tallied 12 points on 4-of-5 shooting while grabbing five rebounds and **Rick Jackson** posted 10 points, going 4-of-4 from the floor while corralling five boards.

SU had a 52-10 advantage on points the paint.

Syracuse matched its dominating offensive performance with lock-down defense, causing 32 Albany turnovers and setting a 2K Sports game record with 21 steals. The 21 thefts was one shy of the school standard.

SU dominated Albany from tip-off, opening the game with four unanswered baskets, to take an 8-0 lead it would never relinquish. The Orange continued to pour it on, outscoring the Great Danes 13-3 through a four-minute stretch to build its edge to 22-10 with 9:20 remaining. Joseph had back-to-back dunks in the run. SU closed out the half with an 18-point lead, 38-20.

The Orange outscored Albany 17-8 over the final 9:09 of the game to secure the triumph.

VISITORS: Albany (0-1)

PLAYER	FG-FGA	3G-3GA	FT-FTA	R	PF	TP	A	TO	B	S	MP
Ambrose	f 5-11	2-6	0-0	9	3	12	4	7	0	0	30
Gifford	c 1-2	0-0	1-2	4	5	3	1	3	1	1	20
Harris	g 5-11	2-6	2-4	2	3	14	1	2	0	2	24
Urii	g 1-3	0-0	1-3	1	4	3	0	3	0	0	21
Black	g 0-4	0-2	2-2	3	2	2	0	4	0	1	19
Aronhalt	1-6	0-4	0-0	1	1	2	2	1	0	1	8
Tartt	0-3	0-1	0-0	1	0	1	0	1	0	2	15
McRae	0-2	0-0	0-0	3	0	0	1	0	0	0	9
Metcalf	0-1	0-0	0-1	4	1	0	0	1	1	1	8
Lindfors	1-7	0-4	2-2	4	2	4	0	0	1	1	22
Barraza	1-2	1-2	0-0	0	1	3	0	4	1	2	7
Allen	0-3	0-3	0-0	3	2	0	1	5	0	1	17
TEAM				7							
Totals	15-55	5-28	8-14	39	27	43	10	32	4	12	200

FG%	1st Half: 6-25 24.0%	2nd Half: 9-30 30.0%	Game: 27.3%
3-Pt. FG%	1st Half: 3-14 21.4%	2nd Half: 2-14 14.3%	Game: 17.9%
F Throw %	1st Half: 5-7 71.4%	2nd Half: 3-7 42.9%	Game: 57.1%

HOME: Syracuse (1-0)

PLAYER	FG-FGA	3G-3GA	FT-FTA	R	PF	TP	A	TO	B	S	MP
Jackson	f 4-4	0-0	2-4	5	0	10	2	2	2	1	19
Johnson	f 5-11	0-2	2-2	8	1	12	4	2	0	6	31
Onuaku	c 6-7	0-0	2-5	4	2	14	0	0	1	1	24
Rautins	g 0-6	0-4	0-0	5	2	0	5	3	0	4	21
Triche	g 3-7	1-2	1-4	5	3	8	3	6	0	2	25
Resavy	0-0	0-0	0-0	1	0	0	0	0	0	0	1
Jones	0-6	0-4	3-6	2	3	3	0	1	0	1	11
Jardine	5-7	0-0	2-3	0	0	12	4	1	0	2	19
Hoffman	0-0	0-0	0-0	0	0	0	0	0	0	0	1
Reese	0-1	0-0	0-2	4	1	0	0	0	0	0	4
Joseph	4-5	1-2	3-5	5	3	12	2	4	1	2	27
Riley	2-2	0-0	0-0	2	0	4	0	1	1	0	8
Southerland	0-4	0-3	0-0	1	1	0	1	1	1	2	9
TEAM				4							
Totals	29-60	2-17	15-31	46	16	75	21	21	6	21	200

FG%	1st Half: 15-30 50.0%	2nd Half: 14-30 46.7%	Game: 48.3%
3-Pt. FG%	1st Half: 0-5 0.0%	2nd Half: 2-12 16.7%	Game: 11.8%
F Throw %	1st Half: 8-12 66.7%	2nd Half: 7-19 36.8%	Game: 48.4%

Officials: Bernard Clinton, Roger Ayers, Brian Dorsey
Technical fouls: Albany - None, Syracuse - None.
Attendance: 15,707

Score by Periods	1st	2nd	Total
Syracuse	20	23	43
Albany	38	37	75

2

Nov. 11, 2009 • Carrier Dome
Syracuse, NY

rv/25 Syracuse 100
Robert Morris 60



SYRACUSE, N.Y. - Eleven different players scored for rv/25 Syracuse (2-0) as it cruised to a 100-60 win against Robert Morris (0-1) in the second game of the 2K Sports Classic benefitting Coaches vs. Cancer. The Orange triumphed in front of 15,594 at the Carrier Dome on Wednesday night.

"We kept pushing the ball, and Arinze and Rick were there to help. We were getting the ball to open guys, and Andy was hitting so he definitely helped us collect some assists. Taking care of the ball is what we have to do, and that's going to be one of the keys to our season."

- Brandon Triche

The Orange out-scored the Colonials in the paint, 40-20, in the paint while collecting 25 fast-break points to Robert Morris' six.

Andy Rautins tallied 22 points in 20 minutes, including seven 3-pointers. **Arinze Onuaku** and **Rick Jackson** anchored the Orange down low with 14 and 10 points, respectively.

Brandon Triche and **Scoop Jardine** split time directing the offense. Triche had seven assists while Jardine dished out nine helpers, both career-best efforts.

Syracuse took an early 17-10 lead, but the Colonials came back, cutting the deficit to two, 18-16. Onuaku increased the separation with three straight inside buckets, 24-16. Syracuse continued to roll, taking a commanding 55-32 lead at the break.

Rautins remained on target from behind the arc after the break, connecting on a trio of three's in the first three minutes to boost the Syracuse advantage to 71-36. The shots continued to fall for the Orange as it took its largest lead of the game, 95-43, with 3:02 remaining, before cruising to a 100-60 victory.

VISITORS: Robert Morris (0-1)

PLAYER	FG-FGA	3G-3GA	FT-FTA	R	PF	TP	A	TO	B	S	MP
Robinson	f 5-9	0-0	0-0	11	3	10	2	5	0	2	28
Johnson	f 1-7	0-0	0-0	2	1	2	2	5	0	3	19
Green	c 0-2	0-0	4-6	5	2	4	0	2	0	0	18
Nwigwe	g 2-3	0-1	1-2	0	1	5	3	0	2	0	19
Jones	g 6-11	3-6	0-2	1	4	15	2	2	0	4	23
Abraham	4-11	2-7	3-3	2	3	13	2	1	0	1	26
Williams	0-2	0-2	0-0	2	0	2	1	0	2	2	8
Langhurst	0-3	0-3	0-0	0	2	0	0	0	0	0	6
Wallace	1-3	1-2	0-0	2	1	3	1	1	0	0	20
Piehl	1-4	0-1	0-0	3	1	2	0	4	0	0	16
Thompson	2-4	0-0	1-2	4	1	5	1	0	0	1	7
Whitehead	0-3	0-1	1-2	0	3	1	1	4	0	0	10
TEAM				4							
Totals	22-62	6-23	10-17	36	22	60	16	28	0	15	200

FG%	1st Half: 12-30 40.0%	2nd Half: 10-32 31.3%	Game: 35.5%
3-Pt. FG%	1st Half: 4-12 33.3%	2nd Half: 2-11 18.2%	Game: 26.1%
F Throw %	1st Half: 4-7 57.1%	2nd Half: 6-10 60.0%	Game: 58.8%

HOME: Syracuse (1-0)

PLAYER	FG-FGA	3G-3GA	FT-FTA	R	PF	TP	A	TO	B	S	MP
Jackson	f 4-5	0-0	2-5	5	2	10	2	2	3	1	24
Johnson	f 6-9	2-3	1-2	3	3	15	0	3	3	4	25
Onuaku	c 7-8	0-0	0-2	5	1	14	0	2	1	0	19
Rautins	g 7-10	7-10	1-2	1	1	22	3	1	0	4	20
Triche	g 4-5	0-1	4-4	2	1	12	7	1	0	2	18
Resavy	1-1	0-0	0-0	0	0	2	0	0	0	0	1
Jones	2-5	2-5	2-2	5	3	8	1	2	0	0	15
Jardine	1-4	0-1	4-4	1	1	6	3	0	2	0	20
Hoffman	0-0	0-0	0-0	0	0	0	0	0	0	0	1
Reese	0-1	0-0	0-0	1	0	1	0	1	0	0	5
Joseph	1-6	0-1	2-2	4	1	4	2	3	1	1	21
Riley	0-1	0-0	1-2	6	2	1	1	3	0	0	17
Southerland	2-5	2-5	0-0	3	0	6	0	4	3	3	14
TEAM				1							
Totals	35-60	13-26	17-25	37	15	100	26	23	14	17	200

FG%	1st Half: 20-31 64.5%	2nd Half: 15-29 51.7%	Game: 58.3%
3-Pt. FG%	1st Half: 5-10 50.0%	2nd Half: 8-16 50.0%	Game: 50.0%
F Throw %	1st Half: 10-17 58.8%	2nd Half: 7-8 87.5%	Game: 68.0%

Officials: Bernard Clinton, Roger Ayers, Brian Dorsey
Technical fouls: Robert Morris - None, Syracuse - None.
Attendance: 15,594

Score by Periods	1st	2nd	Total
Robert Morris	32	28	60
Syracuse	55	45	100

3

Nov. 19, 2009 • Madison Square Garden
New York, NY

rv/24 Syracuse 95
13/12 California 73



NEW YORK - Syracuse advanced to the championship game of the 2K Sports Classic with a 95-73 win against #13/12 California at Madison Square Garden.

"I think we are starting to learn offensively how to work with our big guys. We haven't really done that the last couple of years, (we have) been perimeter orientated. Sometimes we still get thinking that way. We have to get the ball down inside a little bit better."

- Jim Boeheim

Scoop Jardine had his strongest game in an Orange uniform against the Golden Bears. Jardine tallied a personal-best 22 point and added six assists and six rebounds. In addition, **Wes Johnson** recorded a double-double with 17 points and a game-high 11 rebounds. He also registered a career-best six blocked shots.

Arinze Onuaku was the team's other double-figure scorer, but the Orange had eight players score at least eight points.

Defensively, the Orange limited the Golden Bears, who came into the game shooting better than 41 percent from 3-point range, to 30 percent from beyond the arc and 40 percent from the field overall.

After missing its first two shots from the floor, the Orange made up for a five-point deficit, hitting nine of its next 12 field-goal attempts and 11-of-17 overall to open up a 30-16 lead with 8:08 to go in the first half.

With the Orange in front, 35-23, a three by Cal's Jerome Randle trimmed the lead to nine at the 4:50 mark. But Syracuse scored five of the game's next seven points, including a dunk by Johnson, to extend its advantage to 40-28 with 2:20 left in the opening stanza. Jardine netted the Orange's last four points of half and Syracuse held an 11-point advantage, 44-33, at the break.

The Golden Bears didn't any closer than 19 the rest of the way and the Orange cruised to the win.

VISITORS: Syracuse (3-0)

PLAYER	FG-FGA	3G-3GA	FT-FTA	R	PF	TP	A	TO	B	S	MP
Jackson	f 3-5	0-0	2-2	6	1	8	4	2	2	0	27
Johnson	f 7-12	2-4	1-2	11	2	17	0	4	6	0	32
Onuaku	c 5-8	0-0	2-5	1	2	12	2	1	1	1	24
Rautins	g 3-6	2-5	0-0	4	8	4	0	0	0	2	24
Jardine	g 8-13	1-3	5-7	6	1	22	6	1	0	4	27
Jones	3-5	2-4	0-0	0	0	8	1	0	0	0	8
Reese	0-0	0-0	0-0	0	0	0	0	0	0	0	3
Triche	3-6	1-4	2-3	1	1	9	1	2	0	2	17
Joseph	3-7	0-2	2-5	9	1	8	2	0	0	1	31
R											

2009-10 GAME SUMMARIES



2009-10 SYRACUSE BASKETBALL

4 Nov. 20, 2009 • Madison Square Garden
New York, NY

rv/24 Syracuse 87
6/4 North Carolina 71

NEW YORK - The Orange defeated defending national champion #6/4 North Carolina, 87-71, on Friday, Nov. 20 to claim the 2K Sports Classic benefitting Coaches vs. Cancer championship at Madison Square Garden.

"I have been coming down here (Madison Square Garden) for a long time. I think the second half was one of the better halves we have played down here."

- Coach Boeheim

Wes Johnson earned 2K Sports Classic MVP honors after tallying 25 points and eight rebounds against the Tar Heels.

Andy Rautins, who had 11 points, seven rebounds, seven assists and seven steals versus North Carolina, was named to the all-tournament team.

The Orange used a 22-1 run at the start of the second half to overcome a two-point halftime deficit. The victory marked the second straight year Syracuse defeated the reigning NCAA champs to win a season-opening tournament. The Orange knocked off Kansas to win last year's O'Reilly Auto Parts CBE Classic.

The 2K Sports Classic title marks the fourth time in the last six seasons the Orange has won a season-opening tournament championship.

The Tar Heels trailed for the first time all-season when the Orange opened the contest with a 3-pointer from **Johnson**, a three-point play from **Rick Jackson** and **Brandon Triche's** basket. The 'Cuse advantage reached nine points twice in the opening period, the second time at 31-22. North Carolina used a 17-6 stretch to close out the half.

Trailing at the intermission for the first time all season, the Orange turned a 39-37 deficit into a 16-point victory by outscoring the Tar Heels, 50-32, in the second half. Syracuse tallied 22 of the period's first 23 points and led by as much as 20, 62-42, on a three by **Kris Joseph** with 11:44 to play. **Triche** and **Arinze Onuaku** keyed the stretch, scoring six points each during the run. Johnson also had five points in the stretch.

VISITORS: Syracuse (4-0)

PLAYER	FG-FGA	3G-3GA	FT-FTA	R	PF	TP	A	TO	B	S	MP
Jackson	f 3-4	0-0	1-1	4	5	7	1	0	1	2	19
Johnson	f 10-17	4-8	1-5	8	3	25	2	1	1	1	39
Onuaku	c 7-12	0-0	1-2	7	4	15	2	3	0	1	31
Rautins	g 4-9	3-8	0-0	7	2	11	7	5	0	7	34
Triche	g 5-6	0-0	1-2	0	2	2	1	4	0	0	20
Jones	g 0-0	0-0	0-0	0	0	0	0	0	0	0	2
Jardine	g 3-8	0-1	0-0	2	1	6	4	2	0	2	25
Joseph	g 5-12	2-4	0-0	7	1	12	2	0	0	1	30
TEAM											
Totals	37-68	9-21	4-10	37	18	87	20	16	2	14	200

FG%	1st Half: 15-33 45.5%	2nd Half: 22-35 62.9%	Game: 54.4%
3-Pt. FG%	1st Half: 5-12 41.7%	2nd Half: 4-9 44.4%	Game: 42.9%
F Throw %	1st Half: 2-4 50.0%	2nd Half: 2-6 33.3%	Game: 40.0%
Deadball Rebounds:	2		

HOME: North Carolina (4-1)

PLAYER	FG-FGA	3G-3GA	FT-FTA	R	PF	TP	A	TO	B	S	MP
Graves	f 2-12	2-6	2-2	4	0	8	0	0	0	3	19
Thompson	f 3-8	0-0	5-8	7	2	11	0	3	0	0	26
Davis	c 5-6	0-0	6-9	10	1	16	1	3	2	0	28
Ginyard	g 5-10	1-2	4-4	8	0	15	5	5	0	1	32
Drew II	g 0-2	0-0	0-0	3	3	0	6	3	0	2	25
McDonald	0-2	0-0	0-0	1	0	0	0	0	0	0	4
Watts	0-1	0-0	0-0	1	0	0	0	0	0	0	6
Henson	0-2	0-1	1-2	2	0	1	1	0	0	0	7
D. Wear	1-3	1-2	0-0	1	1	3	1	1	0	0	12
T. Wear	4-6	0-0	0-0	3	1	8	0	1	0	0	10
Zeller	4-8	0-0	1-1	1	3	9	0	1	2	0	16
Strickland	0-3	0-1	0-0	0	0	0	0	1	0	1	15
TEAM											
Totals	24-63	4-16	19-26	42	11	74	19	4	7	200	

FG%	1st Half: 12-31 38.7%	2nd Half: 12-32 37.5%	Game: 38.1%
3-Pt. FG%	1st Half: 3-9 33.3%	2nd Half: 1-7 14.3%	Game: 25.0%
F Throw %	1st Half: 12-15 80.0%	2nd Half: 7-11 63.6%	Game: 73.1%
Deadball Rebounds:	2		

Officials: Tony Greene, Roger Ayers, Mike Stuart
Technical fouls: Syracuse - None, North Carolina - None.
Attendance: 15,552

Score by Periods	1st	2nd	Total
Syracuse	37	50	87
North Carolina	39	32	71

5 Nov. 24, 2009 • Carrier Dome
Syracuse, NY

10/9 Syracuse 88
Cornell 73

SYRACUSE, N.Y. - **Brandon Triche** scored a career-best 21 points and led #10/9 Syracuse (5-0) to an 88-73 victory against in-state foe Cornell (2-2) at the Carrier Dome on Tuesday night.

"After we figured it out, we closed on their shooters. We always knew there was a guy, sending a guy to the corner, so our big man had to come out and help. But, that's all there was. It was just figuring out what they were going to do and when they were going to do it."

- Kris Joseph

Andy Rautins had 18 points, including five 3-point baskets, and **Wes Johnson** had 15 points and 10 rebounds for the Orange.

Cornell was able to keep pace with the Orange early due to its on-the-mark shooting from behind the arc. Nine of its 12 first-half buckets were 3-pointers.

The game heated up with SU leading, 24-22, with 6:57 remaining in the first half. In the course of one minute, the two teams exchanged the lead four times. A three by Ryan Wittman gave Cornell a 28-27 lead, but **Arinze Onuaku** converted from down low, reasserting the SU advantage, 29-28, while sparking a 10-3 Orange run. Syracuse stayed out in front to head into the break with a 42-36 lead.

Syracuse carried its momentum into the second half, utilizing a 14-4 run to take a 20-point lead, 63-43, with 11:56 remaining. Triche had six points in the run after keying it with a trifecta.

The Orange defense pressured Cornell's shooters in the second half, holding the defending Ivy League champions to a 4-for-18 effort (.222) on 3-pointers after the intermission.

The victory was Syracuse's 32nd straight in the series which dates to the 1900-01 campaign, the first year of intercollegiate play at SU.

VISITORS: Cornell (2-2)

PLAYER	FG-FGA	3G-3GA	FT-FTA	R	PF	TP	A	TO	B	S	MP
Wittman	f 6-13	3-10	4-4	5	4	19	2	2	0	0	35
Tyler	f 0-3	0-0	2-2	0	4	2	1	2	0	0	14
Footo	c 6-7	0-0	0-3	10	4	12	1	5	1	1	35
Wroblewski	g 7-15	6-12	0-0	3	0	20	1	1	0	1	34
Dale	g 1-6	1-5	0-0	2	3	3	7	5	0	2	26
Pack	3-8	0-2	2-3	6	2	8	2	1	0	0	13
Groesbe	1-2	1-1	0-0	0	0	3	0	0	0	0	2
Wilkins	0-0	0-0	0-0	0	0	0	0	0	0	0	1
Reeves	2-6	2-6	0-0	2	1	6	0	0	0	0	14
Asafu-Adjei	0-0	0-0	0-0	0	0	1	0	1	0	0	1
Wire	0-1	0-0	0-0	1	3	0	0	0	0	3	11
Jaques	0-1	0-0	0-0	0	0	0	0	0	0	0	1
Coury	0-1	0-0	0-0	2	1	0	0	1	0	0	12
Chernerski	0-0	0-0	0-0	1	0	0	0	0	0	0	1
TEAM											
Totals	26-63	13-37	8-12	36	22	73	18	17	1	7	200

FG%	1st Half: 12-27 44.4%	2nd Half: 14-36 38.9%	Game: 41.3%
3-Pt. FG%	1st Half: 9-19 47.4%	2nd Half: 4-18 22.2%	Game: 35.1%
F Throw %	1st Half: 3-3 100.0%	2nd Half: 5-9 55.6%	Game: 66.7%
Deadball Rebounds:	1		

HOME: Syracuse (5-0)

PLAYER	FG-FGA	3G-3GA	FT-FTA	R	PF	TP	A	TO	B	S	MP
Jackson	f 3-7	0-0	1-2	9	3	7	2	0	3	3	25
Johnson	f 5-10	1-3	4-4	10	1	15	4	3	3	1	38
Onuaku	c 3-6	0-0	1-2	1	3	7	0	1	1	1	19
Rautins	g 5-8	5-7	3-4	2	3	18	3	2	0	2	31
Triche	g 8-13	3-6	2-2	3	0	21	1	1	0	0	31
Jardine	1-2	0-0	2-2	0	0	4	3	2	0	1	17
Reese	0-0	0-0	0-0	0	0	0	0	0	0	0	1
Joseph	2-7	0-1	9-10	4	3	13	3	1	0	5	32
Riley	0-0	0-0	1-2	1	1	1	0	1	0	0	4
Southerland	1-2	0-1	0-0	0	1	2	0	1	0	0	2
TEAM											
Totals	28-55	9-18	23-28	35	15	88	16	11	8	13	200

FG%	1st Half: 14-27 51.9%	2nd Half: 14-28 50.0%	Game: 50.9%
3-Pt. FG%	1st Half: 5-10 50.0%	2nd Half: 4-8 50.0%	Game: 50.0%
F Throw %	1st Half: 9-11 81.8%	2nd Half: 14-17 82.4%	Game: 82.1%
Deadball Rebounds:	1		

Officials: Tim Higgins, Gary Prager, Wally Rutecki
Technical fouls: Cornell - None, Syracuse - None.
Attendance: 18,238

Score by Periods	1st	2nd	Total
Cornell	36	37	73
Syracuse	42	46	88

6 Nov. 27, 2009 • Carrier Dome
Syracuse, NY

10/9 Syracuse 85
Columbia 60

SYRACUSE, N.Y. - **Wes Johnson** led all scorers with a career-best 26 points as #10/9 Syracuse defeated Columbia, 85-60, on Friday night at the Carrier Dome. The victory marked win number 805 for head coach Jim Boeheim, who moved ahead of Eddie Sutton for seventh on the Division I career victories list.

"We knew we had to come out with a spark. The first half we were a little sluggish and weren't playing with enough energy. We came out the second half and found our own energy from within ourselves."

- Wes Johnson

Johnson led a well-balanced Orange offense that had 11 players contribute points, including four in double-digits.

Syracuse shot 52.6 percent from the field, while limiting the Lions to 37.9 percent shooting. The SU offense controlled the paint, outscoring the Lions 40-18, while also holding a 16-2 edge in fast-break points. The Orange matched its all-around offense with strong defense, causing 20 Columbia miscues while holding a 29-9 advantage in points off turnovers.

Arinze Onuaku powered Syracuse to a fast start as it outscored Columbia, 9-2, in the first 3:30. The senior center opened the scoring with an offensive rebound and put back for two of his six points in the run.

Syracuse started the second half on an eight-point run while holding the Lions scoreless through the first three minutes of play. Onuaku netted the first five points of the stretch, giving the Orange a 44-27 lead.

The Orange increased the separation with an 11-0 run, taking a 55-30 lead with 14:17 left to play. **Brandon Triche** sparked the spurt with a lay-up through traffic before Johnson and **Mookie Jones** brought the Dome crowd of 20,166 to its feet with three-straight trifectas.

Syracuse took its largest lead of the game, 79-45, with 5:25 remaining before cruising to the victory.

VISITORS: Columbia (2-2)

PLAYER	FG-FGA	3G-3GA	FT-FTA	R	PF	TP	A	TO	B	S	MP
Grimes	f 0-8	0-0	0-0	3	2	0	1	1	0	0	19
Daniels	f 3-4	0-0	1-2	6	3	7	2	4	1	2	21
Agho	g 8-14	4-7	2-4	5	2	22	2	1	0	0	32
Foley	g 3-9	2-5	0-0	0	1	8	2	2	0	1	29
Scott	g 2-6	2-5	0-0	0	2	6	3	1	0	0	24
Ampim	1-4	0-0	0-0	6	0	2	2	3	0	1	18
Johnson	0-1	0-1	0-0	1	0	0	0	1	0	1	4
Barbour	0-0	0-0	0-0	0	0	0	0	0	0	0	1
Bulger	1-2	0-0	0-0	0	1	2	2	3	0	3	14
Egee	0-3	0-1	4-4	2	2	4	2	2	0	0	12
Crockett	1-2	1-2	0-0	1	1	3	1	1	0	0	3
Mase	1-1	0-0	0-0	0	0	2	0	0	0	0	3
Staab	0-0	0-0	0-0	1	0	0	0	0	0	0	1
Crimmins	2-3	0-0	0-0	1	2	4	1	0	1	0	19
Cisco	0-1	0-0	0-0	4	0	0	0	1	0	0	10
TEAM											
Totals	22-58	9-21	7-10	31	16	60	18	20	1	9	200 </

7 Nov. 30, 2009 • Carrier Dome
Syracuse, NY

8/7 Syracuse 92
Colgate 58

SYRACUSE, N.Y. – #8/7 Syracuse cruised to a 92-58 victory against Colgate in the 162nd meeting between the two teams. The win marked Syracuse's 44th consecutive triumph against the Raiders, the longest active win streak against a single opponent in Division I. It was also the 1,000th triumph in head coach Jim Boeheim's basketball career -- combining his records as SU player (55 wins), assistant coach (139) and head coach (806).

"It is really just about coming out and trying to throw the first punch. We have a lot of confidence but we still are staying humble in the fact that we are playing well. It gives us a chance to get the younger guys out there so I think that is a big energy boost to have them come in."

- Wes Johnson

Wes Johnson led all scorers with 19 points while Arinze Onuaku added 12 on 6-of-7 shooting. Mookie Jones, Kris Joseph and James Southerland all chipped in 10 points, a career-best for Southerland.

The Orange led in points off turnovers (27-7), second-chance points (14-4), points in the paint (46-26) and fast-break points (22-7).

Syracuse also controlled the boards, out-rebounding the Raiders, 42-29. Johnson led the board effort with a game-best nine while Rick Jackson had eight.

The Orange distributed the ball effectively, posting 35 assists on 39 made field goals, three shy of the school record. Andy Rautins and Scoop Jardine each dished out eight assists.

Syracuse burst onto the court, jumping out to a 18-5 lead. Johnson opened the game with back-to-back threes and the Orange hit six of its first seven shots.

The two teams traded baskets in the second half, but Colgate couldn't come within 25 points of the Orange. Syracuse took its largest lead of the game, 81-43, on a Joseph jumper with 6:27 remaining in the half before closing out the 92-58 victory.

VISITORS: Colgate (0-6)

PLAYER	FG-FGA	3G-3GA	FT-FTA	R	PF	TP	A	TO	B	S	MP
Pascale	f 3-4	0-0	1-4	3	1	7	1	1	0	2	25
Gyawu	f 3-8	0-0	2-2	3	1	8	2	5	0	1	28
Jonson	c 1-2	0-0	5-6	1	1	7	0	2	0	0	23
Rolls	g 3-9	2-5	0-0	2	0	8	6	2	0	1	29
Roemer	g 3-13	2-7	0-1	3	0	8	2	3	0	1	27
Hill	2-6	2-6	0-0	1	1	6	1	1	0	0	17
Hoban	3-4	1-1	0-0	1	1	7	2	1	0	0	12
Marfurt	0-2	0-2	0-0	0	1	0	1	0	0	0	6
Melville	1-1	0-0	1-3	0	0	3	0	0	1	1	9
James	1-2	0-0	2-3	5	1	4	1	1	0	1	19
Bogdanovic	0-4	0-0	0-0	4	1	0	0	0	0	0	5
TEAM											
Totals	20-55	7-21	11-19	29	8	58	16	17	1	7	200

FG%	1st Half: 5-25 20.0%	2nd Half: 15-30 50.0%	Game: 36.4%
3-Pt. FG%	1st Half: 2-11 18.2%	2nd Half: 5-10 50.0%	Game: 33.3%
F Throw %	1st Half: 4-6 66.7%	2nd Half: 7-13 53.8%	Game: 57.9%
Deadball Rebounds:	2		

HOME: Syracuse (7-0)

PLAYER	FG-FGA	3G-3GA	FT-FTA	R	PF	TP	A	TO	B	S	MP
Jackson	f 3-5	0-0	0-0	8	0	6	2	4	4	1	23
Johnson	f 6-10	3-4	0-0	9	2	19	5	0	0	2	23
Onuaku	c 8-7	0-0	0-0	3	2	12	2	0	1	1	24
Rautins	g 3-5	3-5	0-0	0	3	9	8	1	0	4	21
Triche	g 3-6	1-4	2-2	3	0	9	5	2	1	0	19
Resavy	0-0	0-0	0-0	0	0	0	0	1	0	0	1
Jones	4-9	2-5	0-0	4	0	10	2	0	0	3	17
Jardine	1-6	0-1	1-2	1	2	3	8	1	1	0	19
Lyde-Cajuste	0-1	0-0	0-0	2	0	0	0	0	0	0	2
Hoffman	1-1	0-0	0-0	2	1	2	0	0	0	0	2
Reese	0-1	0-0	0-0	0	0	0	1	0	0	0	2
Joseph	5-10	0-4	0-0	2	1	10	1	0	0	1	21
Riley	1-2	0-1	0-0	1	4	2	1	1	1	0	16
Southerland	4-5	2-3	0-0	3	1	10	0	0	0	1	10
TEAM											
Totals	39-68	11-27	3-4	42	16	92	35	10	8	13	200

FG%	1st Half: 20-35 57.1%	2nd Half: 19-33 57.6%	Game: 57.4%
3-Pt. FG%	1st Half: 6-16 37.5%	2nd Half: 5-11 45.5%	Game: 40.7%
F Throw %	1st Half: 1-2 50.0%	2nd Half: 2-2 100.0%	Game: 75.0%
Deadball Rebounds:	0		

Officials: James Breeding, Clarence Armstrong, Jim Burr
Technical fouls: Colgate - None, Syracuse - None.
Attendance: 18,457

Score by Periods

	1st	2nd	Total
Colgate	16	42	58
Syracuse	47	45	92

8 Dec. 5, 2009 • Carrier Dome
Syracuse, NY

8/7 Syracuse 101
Maine 55

SYRACUSE, N.Y. – #8/7 Syracuse broke the game open with a 32-0 first-half run, holding Maine scoreless for 11 minutes, en route to a 101-55 victory.

"Our defense helps generate our offense. We get a lot of breaks and we have a lot of wings that can run the floor this year. That is what's going to happen when you have a lot of guys that can get up the floor."

- Kris Joseph

Syracuse overwhelmed Maine with a balanced attack that had six different players with double-digit points. The Orange shot a blistering 65.1 percent from the field, while holding the Black Bears to a 26.5 shooting percentage.

Brandon Triche led the charge, netting 16 points on 6-of-7 shooting, while Mookie Jones matched his career-high with 12 points.

SU dominated the Black Bears inside, holding a 52-14 advantage in points in the paint while out-rebounding the visitors, 45-33.

Rick Jackson tallied a team-best eight rebounds while Onuaku added seven boards and a trio of blocked shots.

The Orange opened on a 13-3 run through the first 3:30, powered by seven points from Triche.

Back-to-back threes by Andy Rautins and Wes Johnson boosted the Orange advantage to 19-6, before the duo brought the Dome crowd to its feet as Rautins fed a high-flying Johnson on an alley-oop.

Syracuse then put the game away with a 32-0 run. Jones propelled the run with six points on a pair of three's while Scoop Jardine and James Southerland each had five.

SU's 60-12 halftime lead marked the most points scored in a half by Syracuse this season and the least first-half points allowed in the Dome since the Orange limited Princeton to 11 on November 12, 1999.

VISITORS: Maine (3-4)

PLAYER	FG-FGA	3G-3GA	FT-FTA	R	PF	TP	A	TO	B	S	MP
McNally	f 2-8	1-2	0-0	4	4	5	1	3	0	2	30
Burnatowski	f 1-4	1-2	0-0	2	0	3	1	1	0	0	24
Bernal	g 1-11	0-0	5-8	6	0	7	2	3	0	1	28
Mitchell	g 0-5	0-4	0-0	2	2	0	3	3	0	0	18
McLemore	g 8-16	5-13	0-0	0	2	21	0	1	0	2	36
McAllian	1-7	1-5	0-0	0	1	3	1	0	0	3	9
Boswell	2-5	0-3	1-1	0	0	5	0	0	0	1	5
Rogers	1-2	0-0	2-2	0	0	4	0	2	0	1	12
Barnies	1-5	1-1	0-0	3	2	3	0	2	0	1	11
Allison	1-5	0-0	1-2	9	1	3	1	1	0	2	21
Chetinov	0-0	0-0	1-2	0	0	1	2	1	0	0	6
TEAM											
Totals	18-68	9-30	10-15	33	12	55	11	18	0	13	200

FG%	1st Half: 4-31 12.9%	2nd Half: 14-37 37.8%	Game: 26.5%
3-Pt. FG%	1st Half: 2-12 16.7%	2nd Half: 7-18 38.9%	Game: 30.0%
F Throw %	1st Half: 2-2 100%	2nd Half: 8-13 61.5%	Game: 66.7%
Deadball Rebounds:	2		

HOME: Syracuse (8-0)

PLAYER	FG-FGA	3G-3GA	FT-FTA	R	PF	TP	A	TO	B	S	MP
Jackson	f 4-7	0-0	0-0	8	1	8	0	1	2	2	24
Johnson	f 3-6	1-3	0-0	6	2	7	3	0	4	2	19
Onuaku	c 7-11	0-0	0-1	7	2	14	0	1	3	2	19
Rautins	g 2-4	2-4	2-2	4	2	8	9	2	0	2	18
Triche	g 6-7	2-2	2-3	1	0	16	2	0	0	1	16
Resavy	0-1	0-0	0-0	1	0	0	0	1	0	0	1
Jones	4-7	4-7	0-0	2	1	12	3	1	1	2	20
Jardine	4-6	1-3	1-1	5	3	10	7	6	0	0	21
Lyde-Cajuste	0-0	0-0	0-0	0	0	0	0	0	0	0	1
Hoffman	0-0	0-0	0-0	0	0	0	0	0	0	0	1
Reese	0-0	0-0	0-0	0	1	0	0	1	0	0	4
Joseph	6-8	0-1	2-4	4	1	14	2	3	0	2	20
Riley	1-1	0-0	0-1	2	2	2	2	0	4	0	16
Southerland	4-5	2-3	0-0	4	0	10	0	1	1	0	20
TEAM											
Totals	41-63	12-23	7-12	45	15	101	28	17	14	12	200

FG%	1st Half: 24-35 68.6%	2nd Half: 17-28 60.7%	Game: 65.1%
3-Pt. FG%	1st Half: 8-14 57.1%	2nd Half: 4-9 44.4%	Game: 52.2%
F Throw %	1st Half: 4-5 80.0%	2nd Half: 3-7 42.9%	Game: 58.3%
Deadball Rebounds:	2		

Officials: Brian O'Connell, Jeff Clark, Paul Faia
Technical fouls: Maine - None, Syracuse - None.
Attendance: 20,302

Score by Periods

	1st	2nd	Total
Maine	12	43	55
Syracuse	60	41	101

9 Dec. 10, 2009 • St. Pete Times Forum
Tampa FL

7/6 Syracuse 85
10/11 Florida 73

TAMPA, Fla. – Rick Jackson netted a career-best 21 points to help the #7/6 Orange remain undefeated on the season with an 85-73 victory against #10/11 Florida in the SEC/BIG EAST Challenge.

"I just focused on rebounding...they were doubling Arinze and they were focusing on Andy and Wes. I just felt like they forgot about me. So I just had to take advantage of it."

- Rick Jackson

Jackson led all scorers, going 9-for-14 from the field. SU had three performers post double-doubles -- Jackson (21-11), Wes Johnson (17-10), and Kris Joseph (14-10) -- for the first time since the 2007-08 campaign.

Senior center Arinze Onuaku reached a career milestone, netting his 1,000th career point. Onuaku had a pair of baskets, becoming the 52nd player in Syracuse history to join the 1,000 point club.

Jackson also led the Orange defensively with a game-best 11 rebounds, as it controlled the boards, out rebounding the Gators, 43-31.

The two teams battled back-and-forth through the first half, with Syracuse maintaining at least a two-point lead after breaking a 9-9 tie. The Orange used a 16-8 run to gain its largest lead of the half, 32-22, with 7:44 remaining before the break. The Gators slowly began to shrink the deficit, but Syracuse stayed out in front, heading into the locker room with a 42-36 lead. Jackson's dunk off a lob closed out the first-half scoring.

Florida came on strong out of the break, tying the game at 56 with 10:33 left in the game. The Orange was undeterred, going on a 14-3 run to take a 73-63 lead with 4:29 remaining. The Orange closed out the contest by scoring the last eight points of the game.

Syracuse defeated Florida for the second straight season. The Orange won a year ago, 89-83, in the semifinals of the O'Reilly Auto Parts CBE Classic.

VISITORS: Syracuse (9-0)

PLAYER	FG-FGA	3G-3GA	FT-FTA	R	PF	TP	A	TO	B	S	MP
Jackson	f 9-13	0-0	3-6	11	1	21	1	0	0	2	38
Johnson	f 7-12	1-3	2-5	10	2	17	2	4	1	1	29
Onuaku	c 2-6	0-0	0-0	2	3	4	1	3	0	3	22
Rautins	g 6-13	2-7	2-4	5	1	16	5	3	0	0	39
Triche	g 1-5	0-2	4-6	0	1	6	4	1	0	2	22
Jardine	2-3	0-0	5-6	1	2	9	5	4	0	3	19
Joseph	5-9	0-1	2-4	10	2	12	0	0	0	2	31
TEAM											
Totals	32-61	3-13	18-31	43	12	85	18	15	1	13	200

FG%	1st Half: 18-37 48.6%	2nd Half: 14-24 58.3%	Game: 52.5%
3-Pt. FG%	1st Half: 1-8 12.5%	2nd Half: 2-5 40.0%	Game: 23.1%
F Throw %	1st Half: 5-10 50.0%	2nd Half: 13-21 61.9%	Game: 58.1%
Deadball Rebounds:	7		

HOME: Syracuse (8-0)

10 Dec. 13, 2009 • Carrier Dome
Syracuse, NY
7/6 Syracuse 75
St. Francis (N.Y.) 51

SYRACUSE, N.Y. – Syracuse remained perfect on the season with a 75-51 victory against St. Francis on Sunday afternoon at the Carrier Dome. The 10-0 record marks the best season start for the Orange since 1999-00 when it opened the campaign with 19 consecutive triumphs.

“The second half, we came out more fired up and we realized what we had to do at the half. We knew it was going to be a bit of a let-down from last game but we still wanted to maintain the high energy on defense and we did a better job in the second half.”

- Andy Rautins

The Orange dominated the Terriers down low, holding a 32-14 advantage in points in the paint. **Arinze Onuaku** controlled the lane, tallying 14 points, while all 11 players who saw court time for the Orange contributed points.

Scoop Jardine dished out a game-high nine assists, tying his career-best effort.

Syracuse broke the game open with a 16-2 scoring swing in the second half, taking its largest lead of the game, 68-37, with 8:30 left to play. **Mookie Jones** propelled the run with a trio of three's while the Orange defense held the Terriers scoreless for three minutes during the stretch.

The two teams had played closely through the opening 10 minutes, with Syracuse holding at least a two-point lead for all but two minutes in the stretch. Ahead 9-7, the Orange used an eight-point run to take a 17-7 advantage with 12:39 remaining.

St. Francis pulled within one, 19-18, before Onuaku reasserted the Syracuse lead to 25-18 with three straight buckets and 7:59 left before the break.

In front, 27-21, the Orange used a 10-3 run to take its largest lead of the half, 37-24, with 1:08 remaining. Syracuse retained its edge, heading into the locker room with an 43-26 lead.

The Terriers were able to remain within striking distance of the Orange in the first half due to their on-point shooting from behind the arc. St. Francis scored 18 of its 26 first-half points on threes.

VISITORS: St. Francis (NY) (3-6)

PLAYER	FG-FGA	3G-3GA	FT-FTA	R	PF	TP	A	TO	B	S	MP
Perunicici	f 2-11	2-9	0-0	3	2	6	0	2	1	2	35
Ayeni	f 2-8	0-3	1-2	7	2	5	6	6	0	2	39
Wrice	c 6-8	0-0	0-2	5	4	12	0	1	1	2	26
Cadell	g 4-9	3-5	0-0	2	1	11	1	3	0	1	30
Newton	g 0-3	0-1	2-2	4	4	2	2	2	0	0	28
Clark	g 0-0	0-0	0-0	0	1	0	0	0	0	0	3
Bennett	3-17	3-6	6-10	10	1	15	2	3	0	2	33
Johnson	0-2	0-0	0-0	1	1	0	0	0	0	0	6
TEAM				8							
Totals	17-58	8-24	9-16	40	16	51	11	17	2	9	200

FG%	1st Half: 9-28 32.1%	2nd Half: 8-30 26.7%	Game: 29.3%
3-Pt. FG%	1st Half: 6-15 40.0%	2nd Half: 2-9 22.2%	Game: 33.3%
F Throw %	1st Half: 2-4 50.0%	2nd Half: 7-12 58.3%	Game: 56.3%
Deadball Rebounds:	4		

HOME: Syracuse (10-0)

PLAYER	FG-FGA	3G-3GA	FT-FTA	R	PF	TP	A	TO	B	S	MP
Jackson	f 5-8	0-0	1-2	6	1	11	3	0	1	0	21
Johnson	f 4-6	2-2	2-2	9	2	12	2	3	4	3	27
Onuaku	c 7-10	0-0	0-0	3	3	14	0	1	2	0	21
Rautins	g 2-5	1-4	1-2	0	1	6	3	1	0	0	19
Triche	g 2-4	1-2	0-0	1	5	3	3	0	3	1	17
Jones	3-7	3-6	1-2	3	2	10	1	2	0	2	21
Jardine	1-2	1-2	0-0	2	0	3	9	4	0	2	24
Joseph	2-7	0-0	3-5	7	1	7	2	0	0	1	22
Riley	1-1	0-0	0-1	1	2	2	1	2	2	0	14
Southerland	2-4	0-2	1-2	0	1	5	0	1	2	1	14
TEAM				4							
Totals	29-54	8-18	9-16	35	14	75	24	16	10	13	200

FG%	1st Half: 16-26 61.5%	2nd Half: 13-28 46.4%	Game: 53.7%
3-Pt. FG%	1st Half: 2-7 28.6%	2nd Half: 6-11 54.5%	Game: 44.4%
F Throw %	1st Half: 4-6 66.7%	2nd Half: 5-10 50.0%	Game: 56.3%
Deadball Rebounds:	1		

Officials: Bob Donato, Brent Hampton, Tony Crisp
Technical fouls: St. Francis (NY) - None, Syracuse - None.
Attendance: 19,381

Score by Periods	1st	2nd	Total
St. Francis (NY)	26	25	51
Syracuse	38	37	75

11 Dec. 19, 2009 • Carrier Dome
Syracuse, NY
5/5 Syracuse 85
St. Bonaventure 72

SYRACUSE, N.Y. - The Orange used a second-half surge to defeat St. Bonaventure, 85-72, and remain perfect on the season on Saturday night. SU won in front of a season-high, Carrier-Dome crowd of 20,578.

“We were just a step slow on defense and we got out-rebounded the first half. The second half we did a better job on the boards -- we were plus nine -- and a little bit quicker defensively.”

- Jim Boeheim

Rick Jackson led eight different players who scored for the Orange, including four in double digits. Jackson had a game-best 18 points while **Kris Joseph** posted a career-best 17 points.

The Orange controlled the inside, holding a 52-34 advantage in points in the paint while leading 25-13 in second-chance buckets.

Syracuse came on strong out of the locker room following the intermission, opening the second half on a 14-4 run. The Orange defense held the Bonnies scoreless for three minutes during the stretch. **Brandon Triche** propelled the run with back-to-back three's.

With the game knotted at eight, the Orange used a 10-3 scoring run to take an 18-11 lead, its largest of the half, with 12:52 remaining.

Chris Matthews brought the Bonnies back with back-to-back three's to tie the game, 28-28, with 6:43 remaining. St. Bonaventure continued to drive, taking a 35-32 lead, but the Orange closed out the half on a 7-0 run to take a 39-35 lead at the break.

The Orange continued to keep the Bonnies at bay, maintaining a lead of at least nine-points through the majority of the second half. SU increased the separation with another 14-5 swing to take a 77-59 advantage with 5:20 left to play. **Andy Rautins** sparked the run with two-straight trifecta's.

VISITORS: St. Bonaventure (6-4)

PLAYER	FG-FGA	3G-3GA	FT-FTA	R	PF	TP	A	TO	B	S	MP
Nicholson	f 9-10	0-0	0-0	5	3	18	0	1	1	1	32
Mathews	g 6-20	4-18	1-1	4	4	17	4	3	0	0	35
Hall	g 5-13	0-0	0-0	6	4	10	3	1	0	2	27
Eley	g 2-6	0-3	1-1	0	1	5	3	0	1	29	
Davenport	g 3-5	1-2	0-0	4	4	7	3	2	0	25	
Adegboye	1-3	0-1	1-4	0	2	3	2	1	0	12	
Conger	3-5	1-3	1-1	1	0	8	1	1	0	18	
Cook	0-1	0-0	1-3	3	0	1	0	0	1	14	
Simmons	1-2	0-0	1-2	2	1	3	0	1	0	8	
TEAM				7							
Totals	30-65	6-27	6-12	32	19	72	18	13	2	6	200

FG%	1st Half: 15-35 42.9%	2nd Half: 15-30 50.0%	Game: 46.2%
3-Pt. FG%	1st Half: 4-16 25.0%	2nd Half: 2-11 18.2%	Game: 22.2%
F Throw %	1st Half: 1-4 25.0%	2nd Half: 5-8 62.5%	Game: 50.0%
Deadball Rebounds:	2		

HOME: Syracuse (11-0)

PLAYER	FG-FGA	3G-3GA	FT-FTA	R	PF	TP	A	TO	B	S	MP
Jackson	f 8-11	0-0	2-5	10	4	18	1	5	3	3	33
Johnson	f 6-11	1-2	4-6	10	3	17	2	4	1	1	36
Onuaku	c 1-2	0-0	2-2	2	2	4	0	2	0	0	13
Rautins	g 4-9	3-8	0-2	2	0	11	5	1	0	1	32
Triche	g 2-4	2-2	2-4	1	1	8	2	0	0	1	21
Jones	0-1	0-1	0-0	1	1	0	1	0	0	0	5
Jardine	3-9	0-1	2-4	3	1	8	5	0	0	0	22
Joseph	7-9	0-1	3-3	7	2	17	2	3	1	2	33
Riley	1-1	0-0	0-0	0	2	2	0	1	1	1	5
TEAM				3							
Totals	32-57	6-15	15-26	39	16	85	17	17	6	9	200

FG%	1st Half: 13-24 54.2%	2nd Half: 19-33 57.6%	Game: 56.1%
3-Pt. FG%	1st Half: 2-5 40.0%	2nd Half: 4-10 40.0%	Game: 40.0%
F Throw %	1st Half: 11-16 68.8%	2nd Half: 4-10 40.0%	Game: 57.7%
Deadball Rebounds:	4		

Officials: Tim Higgins, Jim Haney, Gary Prager
Technical fouls: St. Bonaventure - None, Syracuse - None
Attendance: 20,578
Andrew Nicholson ejected @ 8:29 (2nd half) for St. Bonaventure

Score by Periods	1st	2nd	Total
St. Bonaventure	35	37	72
Syracuse	39	46	85

12 Dec. 22, 2009 • Carrier Dome
Syracuse, NY
5/5 Syracuse 92
Oakland 60

SYRACUSE, N.Y. – **Brandon Triche** netted a career-high 27 points to lead 5/5 to a 92-60 victory against Oakland. The 12-0 record marks the best season start from the Orange since 1999-00 when it opened with 19 consecutive victories.

“Brandon has greatly improved his outside shooting from the beginning of the season. He has a great work ethic, and he is only going to get better.”

- Andy Rautins

Triche's 27 points was the most by an Orange student-athlete this season and the best by a Syracuse freshman since Jonny Flynn had 28 points against Pittsburgh in 2008. Triche's perfect performance from three-point range tied the best effort in program history. It was the program's first 1,000 3-point shooting percentage game (minimum five attempts) since Carmelo Anthony was 5-for-5 from behind the arc at Michigan State in 2003.

The game marked the first time this season Syracuse opened with a different starting lineup as Joseph replaced **Arinze Onuaku** in the first five. Onuaku was slowed by a right quad strain and saw limited action.

The Golden Grizzlies netted the first basket of the game, but the Orange responded with 10 unanswered points to take a 10-2 lead it would never relinquish with 15:58 remaining in the first half.

Oakland pulled within three, 16-13, but Syracuse reasserted its edge with a 13-4 run to take a 29-17 lead with 8:07 left to play in the half. The Orange maintained its edge through the remainder of the half, heading into the locker room with a 43-28 advantage.

SU maintained a consistent lead of at least 10 points in the second half. Ahead, 58-40, Syracuse broke the game open with 12 unanswered points to take a 70-40 lead with 11:13 left to play. Jackson and Triche each had five points in the run, while the SU defense held the Golden Grizzlies scoreless for three minutes in the stretch.

VISITORS: Oakland (6-7)

PLAYER	FG-FGA	3G-3GA	FT-FTA	R	PF	TP	A	TO	B	S	MP
Nelson	f 5-13	0-2	0-0	6	0	10	2	2	0	1	25
Hudson	f 2-2	0-0	0-0	4	1	4	0	1	0	1	14
Benson	c 4-9	0-0	2-3	6	2	10	0	2	2	0	25
Wright	g 1-10	0-7	0-0	1	2	2	3	2	0	1	23
Jones	g 1-6	0-2	2-2	1	2	4	8	1	0	3	33
Eackles	1-5	0-1	2-2	4	1	4	1	4	0	1	16
Valentine	3-6	0-3	0-0	3	1	6	0	0	0	0	17
Cushingberry	0-0	0-0	0-0	1	1	0	0	0	0	0	2
Maynard	8-14	2-7	0-1	7	2	18	1	1	0	0	28
Kast	0-0	0-0	0-0	1	0	0	0	1	0	0	2
Thames	0-0	0-0	0-0	0	0	0	0	0	0	0	4
Milutinovic	1-5	0-0	0-2	0	3	2	0	2	0	2	11
TEAM				2							
Totals	26-70	2-22	6-10	36	15	60	15	16	2	9	200

FG%	1st Half: 12-35 34.3%	2nd Half: 14-35 40.0%	Game: 37.1%
3-Pt. FG%	1st Half: 2-16 12.5%	2nd Half: 0-6 0.0%	Game: 9.1%
F Throw %	1st Half: 2-3 66.7%	2nd Half: 4-7 57.1%	Game: 60.0%
Deadball Rebounds:	1		

HOME: Syracuse (12-0)

PLAYER	FG-FGA	3G-3GA	FT-FTA	R	PF	TP	A	TO	B	S	MP
Jackson	f 6-10	0-0	2-2	5	1	14	1	0	2	1	23
Johnson	f 8-12	1-3	2-3	11	1	19	2	2	2	2	31
Joseph	f 3-10	0-2	1-4	7	2	7	4	2	2	2	32
Rautins	g 1-4	0-3	0-0	3	1	2	9	4	0	1	22
Triche	g 9-11	6-6	3-4	4	0	27	4	1	0	2	20
Resavy	0-0	0-0	0-0	0	0	1	1	0	1	0</	

13 Dec. 29, 2009 • Prudential Center
Newark, NJ

5/5 Syracuse 80
Seton Hall 73

NEWARK, N.J. -- The #5/5 Orange remained undefeated with a 80-73 win against Seton Hall in its BIG EAST opener at the sold-out Prudential Center. It was Syracuse's fourth straight win against the Pirates and its fifth in the last six meetings.

"In this league, every night's like this. It's going to be tough every night. You've got to find a way to get through it. We were tough down the stretch when we had to be."

- Jim Boeheim

Syracuse faced a 12-point deficit in the first half, its largest of the season, but used a 14-2 run to close out the opening period. SU also trailed by six midway through the second half before a 15-0 run gave the Orange a lead it never relinquished.

Wes Johnson and **Kris Joseph** combined for all 15 points in the game-clinching scoring spurt and 21 straight Orange points overall. The duo scored 24 of the team's final 29 points in the contest.

Syracuse led by six, 22-16, at the 10:34 mark of the first half, but the Pirates gained a 41-29 lead on the strength of a 25-7 run over the next six minutes. Jeremy Hazell keyed the stretch for Seton Hall with 13 points. Herb Pope also had six points in the run.

The Orange regrouped and recorded 14 of the half's final 16 points to tie the score, 43-43, at the intermission. **Scoop Jardine** had six points in the run and **Mookie Jones** added four, including a layup with three seconds left to knot the game at the break.

Overall, Syracuse hit 8-of-9 free throws in the final 3:35 to help clinch the victory and was 19-for-26 (73.1 pct.) from the charity stripe in the game.

The Syracuse defense held Seton Hall to 15 points below its season average. The Pirates entered the game averaging 88.1 points per game, the second-best mark in the conference. But against the Orange zone, Seton Hall shot just 33.8 percent (26-77) for the game, including a 9-for-31 (29 percent.) showing in the second half.

VISITORS: Syracuse (13-0)

PLAYER	FG-FGA	3G-3GA	FT-FTA	R	PF	TP	A	TO	B	S	MP
Jackson	f 2-9	0-0	0-1	10	2	4	2	2	2	0	28
Johnson	f 8-16	1-3	3-4	19	2	20	2	4	5	1	40
Onuaku	c 6-8	0-0	0-1	6	4	12	0	0	1	0	23
Rautins	g 3-7	2-5	2-2	4	2	10	1	6	1	1	33
Triche	g 1-6	0-0	2-5	0	4	4	3	4	0	1	21
Jones	g 1-2	0-1	2-2	3	0	4	0	0	0	0	4
Jardine	4-8	0-0	2-2	2	2	10	3	2	0	2	26
Joseph	4-5	0-1	8-9	0	0	16	0	2	0	0	25
TEAM											
Totals	29-61	3-10	19-26	44	16	80	11	20	9	5	200

FG%	1st Half: 17-32 53.1%	2nd Half: 12-29 41.4%	Game: 47.5%
3-Pt. FG%	1st Half: 3-8 37.5%	2nd Half: 0-2 0.0%	Game: 30.0%
F Throw %	1st Half: 6-11 54.5%	2nd Half: 13-15 86.7%	Game: 73.1%
Deadball Rebounds:	3, 2		

HOME: Seton Hall (9-3, 0-1)

PLAYER	FG-FGA	3G-3GA	FT-FTA	R	PF	TP	A	TO	B	S	MP
Pope	f 7-17	0-1	1-4	17	4	15	1	7	2	1	38
Garcia	c 0-1	0-0	0-3	3	4	0	0	0	1	1	19
Harvey	g 1-2	0-0	0-0	1	2	2	4	2	0	0	19
Hazell	g 12-31	6-15	8-9	5	1	38	2	1	0	0	37
Jackson	g 1-4	1-4	0-0	0	3	1	0	0	0	0	8
Lawrence	1-8	0-2	3-4	5	2	5	4	1	0	4	32
Theodore	1-5	0-2	2-4	6	1	4	2	1	0	1	21
Mitchell	0-2	0-1	0-0	1	0	0	0	0	0	0	3
Hall	0-0	0-0	0-0	1	0	0	0	0	0	0	2
Robinson	3-7	0-1	0-0	5	3	6	0	1	0	1	21
TEAM											
Totals	26-77	7-26	14-24	46	18	73	14	13	3	13	200

FG%	1st Half: 17-46 37.0%	2nd Half: 9-31 29.0%	Game: 33.8%
3-Pt. FG%	1st Half: 4-17 23.5%	2nd Half: 3-9 33.3%	Game: 26.9%
F Throw %	1st Half: 5-7 71.4%	2nd Half: 9-17 52.9%	Game: 58.3%
Deadball Rebounds:	4, 1		

Officials: Tim Higgins, James Breeding, Jeff Clark
Technical fouls: Syracuse - None, Seton Hall - None.
Attendance: 9,800

Score by Periods	1st	2nd	Total
Syracuse	43	37	80
Seton Hall	43	30	73

14 Jan. 2, 2010 • Carrier Dome
Syracuse, NY

5/5 Syracuse 72
Pittsburgh 82

SYRACUSE, N.Y. - Pitt handed Syracuse its first loss of the season, 82-72, on Saturday, Jan. 2 in the BIG EAST home opener for the Orange. The defeat ended Syracuse's 13-game winning streak to start the year and was its seventh straight regular-season loss to the Panthers.

"We have to do a better job inside rebounding and scoring the ball inside if we are playing two big guys... We had opportunities early inside and didn't finish."

- Jim Boeheim

The Panthers' 3-point and free-throw shooting helped decide the game.

Wes Johnson scored in double figures for the 13th time this season and paced the Orange with 19 points. **Scoop Jardine** chipped in 15 points, including 13 in the second half.

Syracuse led 6-0 three minutes into the game before four straight points by Pitt's Jermaine Dixon got the Panthers on the scoreboard. Dixon scored Pitt's first seven points of the contest and the two teams were tied, 10-10, with 12:36 left in the first half following an Ashton Gibbs 3-pointer.

The Orange responded with a 10-0 run to claim a 20-10 advantage with 7:49 remaining in the opening stanza. **Arinze Onuaku** had four points in the scoring spurt. Meanwhile, the Syracuse zone held Pitt scoreless for a span of 4:57 before another Gibbs three at the 7:33 mark ended the Panthers' scoring drought and made the score 20-13 Syracuse.

After a pair of free throws by **Andy Rautins**, the Orange led by eight, 26-18, with 4:32 to go in the opening half, but seven straight Panther points trimmed the lead to 26-25. A dunk by **Kris Joseph** ended the Pitt run and Syracuse led 30-27 at halftime.

The Panthers quickly tied the game 32-32 after intermission, igniting a 16-4 run that resulted in a 45-36 Pitt lead. Six straight SU points, including four by Johnson, cut the advantage to 45-42 with 12:33 to go in regulation.

Pitt led by as many as 15, 78-63, with 1:42 left, but the Orange tallied nine of the game's final 13 points to produce the final score.

VISITORS: Pittsburgh (12-2) (2-0)

PLAYER	FG-FGA	3G-3GA	FT-FTA	R	PF	TP	A	TO	B	S	MP
Wanamaker	f 1-7	0-2	10-14	5	4	12	6	4	0	0	27
Robinson	f 1-3	0-0	0-2	7	3	2	2	2	0	0	23
McGhee	c 0-1	0-0	2-2	0	1	2	0	0	0	0	15
Gibbs	g 7-11	6-9	4-4	8	0	24	2	1	1	1	38
Dixon	g 7-16	3-8	4-6	5	3	21	4	2	0	5	36
Woodall	2-5	1-4	0-0	1	4	5	2	4	1	0	18
Adams	0-1	0-1	0-0	1	0	0	1	1	0	0	3
Brown	2-4	0-0	2-2	3	4	6	2	3	0	0	17
Taylor	3-4	0-0	4-6	8	1	10	0	1	1	1	23
TEAM											
Totals	23-52	10-24	26-36	38	20	82	19	3	7	200	

HOME: Syracuse (13-1) (1-1)

PLAYER	FG-FGA	3G-3GA	FT-FTA	R	PF	TP	A	TO	B	S	MP
Jackson	f 2-5	0-0	0-0	6	5	4	2	4	1	1	28
Johnson	f 7-14	0-1	5-7	6	4	19	0	3	1	2	36
Onuaku	c 4-7	0-0	1-3	5	5	9	1	2	1	0	23
Rautins	g 3-9	1-6	2-2	3	1	9	4	1	0	0	31
Triche	g 2-9	0-5	2-4	4	3	6	1	1	0	1	26
Jones	0-0	0-0	0-2	0	1	0	0	0	1	1	4
Jardine	6-13	0-1	3-3	2	3	15	3	2	1	3	22
Joseph	4-9	0-0	2-2	9	3	10	1	1	1	2	30
TEAM											
Totals	28-66	1-13	15-23	36	25	72	12	14	6	10	200

FG%	1st Half: 11-26 42.3%	2nd Half: 17-40 42.5%	Game: 42.4%
3-Pt. FG%	1st Half: 1-6 16.7%	2nd Half: 0-7 0.0%	Game: 7.7%
F Throw %	1st Half: 7-9 77.8%	2nd Half: 8-14 57.1%	Game: 65.2%
Deadball Rebounds:	4		

Officials: Karl Hess, Michael Stephens, Bob Donato
Technical fouls: Pittsburgh - None, Syracuse - None.
Attendance: 24,969

Score by Periods	1st	2nd	Total
Pittsburgh	27	55	82
Syracuse	30	42	72

15 Jan. 6, 2010 • Carrier Dome
Syracuse, NY

7/7 Syracuse 74
Memphis 57

SYRACUSE, N.Y. - #7/7 Syracuse used a second-half surge to defeat Memphis, 74-57, on Tuesday night at the Carrier Dome. With the win, the Orange closed out its non-conference schedule with a perfect 13-0 record. SU last posted a perfect non-conference during the 1993-94 season when it went 8-0 in non-league action.

"We just slowed it down, taking our shots in really good spots and making good passes (in the second half). We work against a zone everyday in practice and if they are going to throw a zone at us -- it's what we work on. We felt if we just slow it down and take good shots we're going to be alright."

- Wes Johnson

The Orange offense benefitted from five players in double-figures. **Wes Johnson** led all scorers with 19 points while **Kris Joseph** had 15, all in the second half.

Back-and-forth play highlighted the opening half as the two teams exchanged the lead seven times, tying on two occasions. Johnson opened the scoring with a trifecta before the Tigers used an 8-1 run to take an 8-4 lead with 16:50 left in the half.

Memphis continued to drive, taking its largest lead of the half, 12-5, with 13:28 remaining, but the Orange responded with a 10-2 run to take a 15-14 lead. Syracuse built its edge to four, 24-20, on a **Scoop Jardine** three with 5:25 left in the half.

The Tigers scored from behind the arc on three-straight possessions to reclaim the lead, 32-27, with 1:43 remaining in the half. Syracuse refused to fall behind before the break as **Arinze Onuaku** slammed it home for a quick two and **Andy Rautins** connected from three-point range with five seconds remaining to knot the game, 32-32, at halftime.

The Orange took a quick 40-39 lead out of the intermission, before compiling an 11-1 run to break the game open, 51-40, with 11:13 left to play. Syracuse refused to let up, taking its largest lead of the game, 69-51, with 1:13 remaining before cruising to a 74-57 victory.

VISITORS: Memphis (10-4)

PLAYER	FG-FGA	3G-3GA	FT-FTA	R	PF	TP	A	TO	B	S	MP
Williams	f 4-14	0-6	2-2	6	0	10	3	5	1	1	37
Mack	f 2-12	1-8	0-0	0	1	5	3	1	0	1	29
Henderson	c 1-1	0-0	0-0	3	5	2	0	1	1	1	16
Niles											
Sallie	g 5-7	5-7	2-4	1	5	17	1	1	0	3	35
Kemp	g 2-6	1-4	0-0	0	1	5	7	3	0	4	33
Coleman	1-3	0-0	0-0	6	3	2	0	1	2	0	23
Witherspoon	5-10	2-3	0-0	4	5	12	3	1	0	2	25
Stephens	2-2	0-0	0-0	2	0	4	0	0	0	0	2
TEAM											
Totals	22-55	9-28	4-6	24	20	57	17	14	4	12	200

FG%	1st Half: 11-26 42.3%	2nd Half: 11-29 37.9%	Game: 40.0%
3-Pt. FG%	1st Half: 7-15 46.7%	2nd Half: 2-13 15.4%	Game: 32.1%
F Throw %	1st Half: 3-4 75.0%	2nd Half: 1-2 50.0%	Game: 66.7%
Deadball Rebounds:	1		

HOME: Syracuse (14-1)

PLAYER	FG-FGA	3G-3GA	FT-FTA	R	PF	TP	A	TO	B	S	MP
Jackson	f 3-6	0-0	4-9	7	1	10	1	2	1	0	20
Johnson	f 6-11	1-3	6-6	7	1	19	3	5	0	1	40
Onuaku	c 4-7	0-0	2-7	8	3	10	0	0	1	2	34
Rautins	g 4-8	3-7	0-0	2	1	11	7	5	1	1	36
Triche	g 1-2	1-1	0-0	2	1	3	4	4	0	1	18
Jardine	2-3	2-2	0-0	0	6	3	0	0	1	1	27
Joseph	4-7	0-1	7-8	9	3	15	1	1	1	0	25
TEAM											
Totals	24-44	7-14	19-30	36	10	74	19	17	4	6	200

16 Jan. 10, 2010 • Carrier Dome
Syracuse, NY
7/7 Syracuse 82
USF 65

SYRACUSE, N.Y. – **Wes Johnson** led #7/7 Syracuse on both ends of the floor as it defeated South Florida, 82-65, on Sunday afternoon at the Carrier Dome.

“We were better with the ball, we moved the ball better on the inside and we finished inside pretty good. It was a pretty solid defensive game, and we have to keep getting better there in that situation.”
- Jim Boeheim

Johnson's 19 points led nine different players who scored for the Orange, including four in double figures. He matched his offensive performance with a game-best 13 rebounds.

SU controlled the lane offensively, holding a dominating, 50-34 advantage in points in the paint. **Rick Jackson** and **Arinze Onuaku** set the tone down low, netting 15 and 12 points, respectively.

The Orange also had a big advantage from its reserves, leading 18-4 in bench points as **Mookie Jones**, **DaShonte Riley**, **Scoop Jardine** and **Kris Joseph** all added points in a reserve roll.

The two teams traded the lead three times to open the game before the Orange took control, maintaining a steady lead of at least one point from the 15 minute mark. Ahead 19-17, Syracuse assembled a 6-0 run to build its lead, 26-17, with 7:02 left in the half.

The Orange continued to drive, using a 7-0 run to take its largest lead of the half, 33-19, with 4:13 remaining in the half. SU maintained its edge through the first half, heading into the locker room with a 40-28 advantage.

Syracuse opening up after the break with a 10-2 run to take a 53-34 lead with 14:49 remaining. The Orange onslaught continued as the hosts took its largest lead of the game, 57-36, with 13:47 left to play.

The Bulls cut the deficit, but would not come within 12 points of the Orange in the second half as it cruised to a 82-65 victory.

VISITORS: USF (10-5) (0-3)

PLAYER	FG-FGA	3G-3GA	FT-FTA	R	PF	TP	A	TO	B	S	MP
Fitzpatrick	f 1-5	0-0	0-2	5	2	2	1	2	1	1	20
Mercer	f 6-9	0-1	1-2	6	2	13	2	0	0	1	33
Famous	c 4-11	0-0	1-1	12	3	9	0	2	1	0	30
Howard	g 2-6	0-3	3-3	3	4	7	2	2	1	2	37
Jones	g 7-13	3-6	13-17	9	4	30	3	4	1	2	38
Crater	0-6	0-6	0-0	0	0	2	2	0	0	0	25
Rivas	1-1	0-0	0-0	1	2	0	0	0	0	0	4
Kardok	1-2	0-1	0-0	1	2	2	0	1	0	0	7
Noriega	0-1	0-1	0-0	0	0	0	0	0	0	0	3
Burwell	0-1	0-0	0-0	1	1	0	1	0	0	0	3
TEAM				1							
Totals	22-55	3-18	18-25	38	19	65	11	16	3	7	200

FG%	1st Half: 10-24 41.7%	2nd Half: 12-31 38.7%	Game: 40.0%
3-Pt. FG%	1st Half: 1-6 16.7%	2nd Half: 2-12 16.7%	Game: 16.7%
F Throw %	1st Half: 7-12 58.3%	2nd Half: 11-13 84.6%	Game: 72.0%
Deadball Rebounds:	3		

HOME: Syracuse (15-1) (2-1)

PLAYER	FG-FGA	3G-3GA	FT-FTA	R	PF	TP	A	TO	B	S	MP
Jackson	f 7-12	0-0	1-2	4	2	15	0	1	4	2	26
Johnson	f 6-14	1-3	6-6	13	4	19	1	3	1	0	37
Onuaku	c 5-5	0-0	2-4	4	4	12	0	1	0	1	20
Rautins	g 2-6	2-4	2-3	2	2	8	7	0	0	2	33
Triche	g 5-10	0-3	0-3	6	2	10	5	2	0	0	29
Jones	2-4	0-4	0-0	1	0	6	0	1	0	0	9
Jardine	3-7	0-3	2-2	3	3	8	4	2	0	1	28
Joseph	1-2	0-0	0-0	0	0	2	1	1	0	0	11
Riley	1-1	0-0	0-0	1	2	0	0	0	0	0	5
Southerland	0-2	0-0	0-0	1	0	0	1	0	1	0	2
TEAM				2							
Totals	32-63	5-17	13-20	36	18	82	19	11	6	6	200

FG%	1st Half: 17-34 50.0%	2nd Half: 15-29 51.7%	Game: 50.8%
3-Pt. FG%	1st Half: 3-8 37.5%	2nd Half: 2-9 22.2%	Game: 29.4%
F Throw %	1st Half: 3-3 100%	2nd Half: 10-17 58.8%	Game: 65.0%
Deadball Rebounds:	1		

Officials: Tim Higgins, Chris Beaver, Les Jones
Technical fouls: USF - None, Syracuse - None.
Attendance: 18,703

Score by Periods	1st	2nd	Total
Syracuse	28	37	65
USF	40	42	82

17 Jan. 13, 2010 • Carrier Dome
Syracuse, NY
5/5 Syracuse 81
Rutgers 65

SYRACUSE, N.Y. - **Andy Rautins** notched a season-best 23 points to lead Syracuse to an 81-65 victory against Rutgers at the Louis Brown Athletic Center on Wednesday night. The senior guard also set a career-best with eight rebounds and matched his career-high with nine assists.

“Andy was aggressive tonight, he really was. He was very aggressive against the zone. He was shooting threes in transition. He made a lot of plays. He had a big game. Steals. Assists. He was much more aggressive today.”
- Jim Boeheim

Wes Johnson contributed 11 points and reached a career milestone as he scored his 1,000 collegiate point. A transfer from Iowa State, Johnson scored 716 points before joining the Orange.

Rutgers opened the scoring with a three before Rautins and Brandon Triche combined for a quick eight to give the Orange an 8-3 lead it would never relinquish.

Ahead, 25-18, Syracuse broke the game open with an 11-0 run, holding the Scarlet Knights scoreless for more than three minutes during the stretch. Johnson sparked the run with a turnaround jumper from the wing while **Mookie Jones** had five points in the stretch. The scoring spurt gave SU a 36-18 lead with 1:22 remaining before it closed out the half with a 41-23 edge.

The hosts came on strong out of intermission as Mike Rosario came alive with 13 points in a 19-5 run to cut the deficit to eight, 53-45, with 12:28 left to play. Syracuse responded with a quick 7-0 rally, including five points from the charity stripe by Rautins and **Scoop Jardine**, to re-establish its lead, 60-45, with 10:30 remaining in regulation.

Syracuse scored six unanswered points to build its lead, 73-58, before closing out the 81-65 victory.

On-point free throw shooting helped the Orange maintain its lead, as it converted 78.9 percent from the charity stripe in the second half.

VISITORS: Syracuse (16-1) (3-1)

PLAYER	FG-FGA	3G-3GA	FT-FTA	R	PF	TP	A	TO	B	S	MP
Jackson	f 1-4	0-0	0-0	5	1	2	1	0	2	2	17
Johnson	f 4-11	0-3	3-4	10	0	11	2	2	1	2	39
Onuaku	f 3-5	0-0	2-2	6	2	8	0	1	0	4	28
Rautins	g 7-14	4-10	5-6	8	3	23	9	5	1	5	40
Triche	g 5-9	2-3	0-0	1	12	2	3	0	2	0	17
Jones	4-9	3-6	0-0	4	0	11	1	1	0	2	22
Jardine	3-5	0-0	6-9	1	12	6	4	0	1	2	23
Joseph	1-2	0-0	0-1	0	1	2	0	2	1	0	14
TEAM				4							
Totals	28-59	9-22	16-22	39	9	81	21	18	5	18	200

FG%	1st Half: 17-36 47.2%	2nd Half: 11-23 47.8%	Game: 47.5%
3-Pt. FG%	1st Half: 6-13 46.2%	2nd Half: 3-9 33.3%	Game: 40.9%
F Throw %	1st Half: 1-3 33.3%	2nd Half: 15-19 78.9%	Game: 72.7%
Deadball Rebounds:	3		

HOME: Rutgers (9-7) (0-4)

PLAYER	FG-FGA	3G-3GA	FT-FTA	R	PF	TP	A	TO	B	S	MP
Miller	f 6-12	1-3	2-2	5	3	15	2	8	0	3	33
Mitchell	f 4-11	1-5	0-0	5	1	9	2	2	0	2	36
Ndiaye	c 1-6	0-0	0-0	12	2	2	0	2	3	1	31
Rosario	g 6-19	4-13	1-2	5	1	17	2	5	2	2	39
Beatty	g 3-8	3-7	0-0	2	1	9	5	3	0	3	31
Johnson	1-2	0-0	1-1	2	3	3	1	0	0	0	3
Jackson	0-1	0-1	0-0	0	0	0	0	0	0	0	3
Coburn	4-6	2-2	0-0	0	1	10	2	1	0	2	16
Okam	0-0	0-0	0-0	0	2	0	0	0	0	0	3
TEAM				3							
Totals	25-65	11-31	4-5	34	14	65	14	22	3	13	200

FG%	1st Half: 8-28 28.6%	2nd Half: 17-37 45.9%	Game: 38.5%
3-Pt. FG%	1st Half: 4-13 30.8%	2nd Half: 7-18 38.9%	Game: 35.5%
F Throw %	1st Half: 3-3 100.0%	2nd Half: 1-2 50.0%	Game: 80.0%
Deadball Rebounds:	1		

Officials: John Cahill, Brian O'Connell, Gene Statore
Technical fouls: Syracuse - None, Rutgers - None.
Attendance: 8,085

Score by Periods	1st	2nd	Total
Syracuse	41	40	81
Rutgers	23	42	65

18 Jan. 16, 2010 • WVU Coliseum
Morgantown, WV
5/5 Syracuse 72
10/9 West Virginia 71

MORGANTOWN, W.Va. – Syracuse outlasted West Virginia, 72-71, in front of a sold-out crowd at WVU Coliseum on Saturday. **Brandon Triche** had 16 points, including 11 in the second half, to lead the Orange.

“Brandon has greatly improved his outside shooting from the beginning of the season. He has a great work ethic, and he is only going to get better.”
- Andy Rautins

It was the first time two top-10 squads had met at West Virginia in 40 years.

SU overcame three West Virginia 3-pointers in the final 34 seconds to hold on. **Scoop Jardine** made one-of-two from the line with seven seconds left to put Syracuse up by four, 72-68. WVU's Darryl Bryant drained a 3-pointer with four seconds left to pull the Mountaineers within one. The hosts fouled **Kris Joseph** on the in-bounds play. Joseph missed both free throws but West Virginia was unable to get off a shot attempt in the final seconds.

Syracuse made 11-of-18 from the field in the first half (.611), but 13 turnovers in the initial 20 minutes kept the game close. Bryant hit a 3-pointer with five seconds left in the period and SU went into the break leading, 26-25.

West Virginia came on strong out of the break, building a 10-2 run which gave the Mountaineers its largest lead of the game, 38-32, with 15:00 remaining.

The Orange responded with a 13-4 run to take its largest lead of the game, 61-51, with 2:42 to go.

Syracuse matched the 10-point lead on a Johnson free throw with 1:21 remaining that put SU up, 65-55. Baskets by Da'Sean Butler and Dalton Pepper got WVU back within six, 65-59, with 52 seconds on the clock. Brandon Triche converted two free throws but Bryant and Butler sandwiched 3-pointers around a free throw by Joseph and SU's lead was shaved to three, 68-65, with 27 ticks left.

Wes Johnson converted 3-of-4 from the line on two trips but the hosts answered when Bryant made three free throws. The Mountaineers were within three, 71-68, when Jardine made his clinching free throw.

SU had a commanding, 36-16 advantage on points in the paint.

VISITORS: Syracuse (17-1) (4-1)

PLAYER	FG-FGA	3G-3GA	FT-FTA	R	PF	TP	A	TO	B	S	MP
Jackson	f 3-5	0-0	2-4	10	1	8	1	2	0	0	32
Johnson	f 4-7	0-1	5-7	5	4	13	2	2	2	0	34
Onuaku	c 3-4	0-0	0-0	7	2	6	0	3	1	2	23
Rautins	g 5-12	2-7	0-0	7	5	12	1	3	1	0	32
Triche	g 6-8	2-3	2-3	2	1	16	5	5	0	1	29
Jones	0-0	0-0	0-0	0	0	0	0	0	0	0	3
Jardine	1-3	0-1	2-4	2	4	4	0	3	0	0	16
Joseph	4-6	0-0	5-8	2	2	13	0	2	0	1	31
TEAM				4							
Totals	26-45	4-12	16-26	35	19	72	9	20	4	4	200

FG%	1st Half: 11-18 61.1%	2nd Half: 15-27 55.6%	Game: 57.8%
3-Pt. FG%	1st Half: 2-5 40.0%	2nd Half: 2-7 28.6%	Game: 33.3%
F Throw %	1st Half: 2-4 50.0%	2nd Half: 14-22 63.6%	Game: 61.5%
Deadball Rebounds:	5		

HOME: West Virginia (13-3, 4-2)

PLAYER	FG-FGA	3G-3GA	FT-FTA	R	PF	TP	A	TO	B	S	MP
Ebanks	f 4-12	0-1	0-1	6	3	8	3	1	0	3	34
Jones	f 3-10	1-2	4-5	6	5	11	1	2	2	0	25
Smith	f 1-3	0-1	0-0	1	4	2	0	1	0	1	14
Butler	g 5-13	2-6	1-2	6	3	13	5	1	0	2	40
Bryant	g 4-8	4-7	6-9	1	1	18	3	3	0	0	34
Thoroughman	1-1	0-0	0-0	0	0	2	0	1	0	0	4
West	0-1	0-1	0-0	0	0	0	0	0	0	0	1
Mazzulla	0-1	0-0	0-0	2	4	0	2	1	0	0	

19 Jan. 18, 2010 • Joyce Center
South Bend, Ind.
5/5 Syracuse 84
Seton Hall 71
ESPN

SOUTH BEND, Ind. – Wes Johnson and Andy Rautins combined for 43 points to lead Syracuse to an 84-71 victory against Notre Dame on Monday night at the Joyce Center. The third BIG EAST road win in six days helped the Orange remain a perfect 7-0 away from the Carrier Dome this season.

“Everybody says this is a shooter’s gym. I got some good looks at it, I felt hot so I kept going and got the ball rolling for my team.”
- Andy Rautins

Johnson notched double-digit scoring for the 18th time in 19 games, while Rautins led the Orange from long-range, shooting 5-of-9 from behind the arc.

Rick Jackson notched a pair of blocks to move into a tie for 10th on the SU career blocked shots ledger with 140. Jackson is tied with Dan Schayes who had 140 blocked shots during his career with the Orange from 1977-80.

Rautins knocked down three-straight three’s to help Syracuse take an early 11-7 lead. A deep three by Rautins at the 11:24 minute mark built the Orange edge to seven, 21-14. The Irish responded, scoring seven unanswered points to tie the game, 23-23, with 7:10 left to play in the first half.

A 16-5 run gave the Orange its largest lead of the half, 39-28, before Notre Dame closed the opening stanza with a pair of field goals to make it, 39-32, at the break.

Brandon Triche recorded the hoop and harm out of the intermission, building the Syracuse lead to 10, before Notre Dame cut the deficit to 42-37, with a 5-0 run. The Orange refused to relent, using a 10-4 scoring spurt, which included five points by Triche, to distance the Irish, 52-41, with 14:47 remaining in regulation.

Notre Dame battled back, compiling a 12-3 run to pull within a basket, 55-53, with 9:47 left to play, but that was as close as the hosts would get for the remainder of the game. Syracuse widened the gap with a 10-3 scoring streak before back-to-back three’s by Tim Abromaitis made it a two-possession game, 67-62.

The Orange outscored the Irish 17-9 through the final three minutes of play to seal the victory, 84-71.

VISITORS: Syracuse (18-1, 5-1)

PLAYER	FG-FGA	3G-3GA	FT-FTA	R	PF	TP	A	TO	B	S	MP
Jackson	f 2-4	0-0	2-2	4	0	6	2	2	3	0	25
Johnson	f 8-15	2-4	4-6	8	4	22	3	0	0	1	40
Onuaku	f 4-7	0-0	5-9	7	3	13	1	2	1	1	33
Rautins	g 5-9	5-9	6-6	4	3	21	2	5	0	1	38
Triche	g 2-8	1-4	3-3	1	2	8	4	1	1	1	27
Jardine	2-4	0-0	2-2	3	0	6	6	1	0	0	15
Joseph	3-6	0-0	2-3	5	2	8	1	0	0	1	22
TEAM			6								
Totals	26-53	8-17	24-31	38	14	84	19	11	5	5	200

FG% 1st Half: 14-26 53.8% 2nd Half: 12-27 44.4% Game: 49.1%
3-Pt. FG% 1st Half: 7-11 63.6% 2nd Half: 1-6 16.7% Game: 47.1%
F Throw % 1st Half: 4-6 66.7% 2nd Half: 20-25 80.0% Game: 77.4%
Deadball Rebounds: 2

HOME: Notre Dame (14-5, 3-3)

PLAYER	FG-FGA	3G-3GA	FT-FTA	R	PF	TP	A	TO	B	S	MP
Nash	f 0-3	0-0	1-2	2	4	1	0	1	0	1	19
Abromaitis	f 10-17	5-11	1-2	2	4	26	3	1	1	0	38
Harangody	f 13-26	1-5	4-4	14	4	31	0	2	0	1	40
Jackson	g 0-7	0-3	2-2	1	1	2	15	3	0	2	40
Hansbrough	g 2-7	2-7	3-3	1	4	9	2	2	0	0	31
Peoples	0-2	0-2	0-0	2	3	0	1	0	0	0	13
Scott	1-5	0-2	0-0	9	3	2	2	1	0	0	19
TEAM			4								
Totals	26-67	8-30	11-13	35	23	71	22	11	1	4	200

FG% 1st Half: 13-34 38.2% 2nd Half: 13-33 39.4% Game: 38.8%
3-Pt. FG% 1st Half: 5-15 33.3% 2nd Half: 3-15 20.0% Game: 26.7%
F Throw % 1st Half: 1-2 50.0% 2nd Half: 10-11 90.9% Game: 84.6%
Deadball Rebounds: 2

Officials: Tim Higgins, Ed Hightower, Tim Clougherty
Technical fouls: Syracuse- None, Notre Dame- None.
Attendance: 9,149

Score by Periods	1st	2nd	Total
Syracuse	39	45	84
Notre Dame	32	39	71

20 Jan. 23, 2010 • Carrier Dome
Syracuse, NY
5/5 Syracuse 76
Marquette 71
ESPN

SYRACUSE, N.Y. - Syracuse extended its winning streak to six games, taking down Marquette, 76-71, in front of 29,011 fans at the Carrier Dome on Saturday afternoon. Saturday’s attendance marked the largest on-campus crowd in college basketball at the time.

“In the second half, we got the ball and we ended up getting it inside and we were ready. We knew we had a big size advantage and I thought we really exploited that. We played probably the best basketball, defensively and offensively, we’ve played all year, for those 16 minutes in the second half.”
- Jim Boeheim

Wes Johnson had a game-high 22 points and 15 rebounds for SU. Kris Joseph added 14 points and a career-best 11 rebounds.

Syracuse is 19-1 for the third time in the 34-year tenure of Coach Jim Boeheim.

The teams kept it close in the first half, as they traded the lead four times. Marquette held a seven-point advantage with 4:27 left in the first half, 34-27. Syracuse erased the deficit by scoring the final seven points of the period and the two teams headed into the break tied at 34-34.

Syracuse exploded out of the locker room, going on a 9-3 run to start the second half. The Orange attacked the paint, scoring 10 of its first 11 points of the period inside. When Marquette closed the gap to 50-46, SU responded with six unanswered buckets. Syracuse got two baskets each during the stretch from Kris Joseph, Wes Johnson and Arinze Onuaku.

The Golden Eagles closed the gap with an 11-0 run, shaving a 70-53 score to 70-64 in less than two minutes. The score tightened to 75-71 with 10 seconds left but Rick Jackson clinched the victory with a free throw.

The Orange had 23 assists on 31 baskets, including six from Andy Rautins and five each from Brandon Triche and Scoop Jardine.

SU had a commanding 56-22 advantage on points in the paint and outbounded Marquette, 46-21. Jackson and Onuaku each had 12 points and five rebounds for the Orange.

VISITORS: Marquette (11-8, 2-5)

PLAYER	FG-FGA	3G-3GA	FT-FTA	R	PF	TP	A	TO	B	S	MP
Fulce	f 1-5	0-0	0-0	1	4	2	0	0	0	2	9
Hayward	f 7-16	1-5	1-1	8	4	16	1	3	0	1	39
Butler	f 4-9	1-1	4-5	6	4	13	1	1	0	0	37
Acker	g 4-8	4-5	0-0	0	2	12	6	1	0	0	32
Cubillan	g 1-7	0-4	0-0	2	1	2	1	0	0	1	27
Johnson-Odom	5-14	3-6	4-7	1	1	17	2	2	0	1	32
Cadougan	0-2	0-1	0-0	2	2	0	2	1	0	0	8
Williams	0-0	0-0	0-0	0	0	0	0	0	0	0	0+
Buycks	4-6	1-3	0-0	1	2	9	2	1	0	2	16
TEAM			0								
Totals	26-67	10-25	9-13	21	20	71	15	9	0	7	200

FG% 1st Half: 14-36 38.9% 2nd Half: 12-31 38.7% Game: 38.8%
3-Pt. FG% 1st Half: 6-17 35.3% 2nd Half: 4-8 50.0% Game: 40.0%
F Throw % 1st Half: 0-0 0.0% 2nd Half: 9-13 69.2% Game: 69.2%
Deadball Rebounds: 3

HOME: Syracuse (19-1) (6-1)

PLAYER	FG-FGA	3G-3GA	FT-FTA	R	PF	TP	A	TO	B	S	MP
Jackson	f 5-5	0-0	2-4	5	0	12	1	5	7	1	26
Johnson	f 9-15	1-3	3-4	15	1	22	1	6	1	2	40
Onuaku	c 6-7	0-0	0-0	5	4	12	2	2	0	0	18
Rautins	g 0-2	0-2	0-0	1	2	0	6	4	1	3	36
Triche	g 3-5	0-2	1-1	2	0	7	5	1	0	0	27
Jardine	3-8	0-1	3-5	4	2	9	5	2	0	2	20
Joseph	5-11	0-0	4-5	11	4	14	3	2	1	0	33
TEAM			3								
Totals	31-53	1-8	13-19	46	13	76	23	22	10	8	200

FG% 1st Half: 13-25 52.0% 2nd Half: 18-28 64.3% Game: 58.5%
3-Pt. FG% 1st Half: 1-6 16.7% 2nd Half: 0-2 0.0% Game: 12.5%
F Throw % 1st Half: 7-10 70.0% 2nd Half: 6-9 66.7% Game: 68.4%
Deadball Rebounds: 3

Officials: Jim Burr, Michael Stephens, James Breeding
Technical fouls: Marquette- None, Syracuse- None.
Attendance: 29,011

Score by Periods	1st	2nd	Total
Marquette	34	37	71
Syracuse	34	42	76

21 Jan. 25, 2010 • Carrier Dome
Syracuse, NY
4/4 Syracuse 73
7/11 Georgetown 56
ESPN

SYRACUSE, N.Y. - #4/4 Syracuse fell behind 14-0 to start the game but rallied to defeat #7/11 Georgetown, 73-56, in front of 26,508 at the Carrier Dome on Monday night. The victory extended SU’s win streak to seven games and was the fifth triumph against a ranked opponent for the Orange this season.

“To go in at halftime ahead was really unbelievable for the way we started that game. It looked like one of those games where it would take the whole game to come back and to dominate a top-10 team in the country after giving them 14 points is quite an effort.”
- Jim Boeheim

The victory marked the 32nd 20-win season in head coach Jim Boeheim’s 34-year tenure, an NCAA record among Division I coaches.

The Orange employed a balanced attack which had seven different players scoring, including three in double figures.

The Orange was held scoreless for the first three and a half minutes of play while Georgetown tallied the first 14 points of the contest. Austin Freeman propelled the Hoyas scoring run with a trio of three’s.

The Hoyas were up 29-23 when Syracuse responded, closing out the first half on an 11-0 run to take a 34-29 lead at the break. A free throw by Wes Johnson gave the Orange its first lead of the game, 30-29, and SU never trailed again.

The teams exchanged baskets to open the second half with Georgetown using a four-point run to cut the Orange lead, 37-33. Rick Jackson helped SU answer, powering through the Hoya defense under the basket for three-straight layups to give Syracuse a 43-33 advantage.

A 43-36 Syracuse lead quickly became 52-37 after Johnson hit a jumper and a 3-pointer and Kris Joseph added a layup and two free throws. The lead swelled to as many as 20 points, at 67-47, before settling on the final score.

The Orange improved to 20-1 for the third time in Boeheim’s time as head coach. Syracuse was also 20-1 in 2004-05 and 1979-80.

VISITORS: Georgetown (15-4, 6-3)

PLAYER	FG-FGA	3G-3GA	FT-FTA	R	PF	TP	A	TO	B	S	MP
Vaughn	f 1-2	0-0	1-2	3	3	1	2	0	1	25	
Monroe	c 4-7	0-0	0-0	4	5	8	0	6	1	1	28
Wright	g 3-10	0-6	1-3	2	4	7	1	1	1	37	
Freeman	g 9-18	4-7	1-2	6	1	23	0	3	0	2	39
Clark	g 4-10	4-7	3-4	3	15	3	2	0	2	0	33
Thompson	0-1	0-1	0-0	1	1	0	1	1	0	1	15
Sanford	0-0	0-0	0-0	0	0	1	1	0	1	1	1
Benimon	0-1	0-0	0-0	2	2	0	1	2	0	0	19
Sims	0-0	0-0	0-0	1	1	0	0	1	0	0	3
TEAM			2								
Totals	21-49	8-21	6-11	24	20	56	14	19	2	9	200

FG% 1st Half: 12-24 50.0% 2nd Half: 9-25 36.0% Game: 42.9%
3-Pt. FG% 1st Half: 5-10 50.0% 2nd Half: 3-11 27.3% Game: 38.1%
F Throw % 1st Half: 0-0 0.0% 2nd Half: 6-11 54.5% Game: 54.5%
Deadball Rebounds: 1

HOME: Syracuse (20-1, 7-1)


PLAYER	FG-FGA	3G-3GA	FT-FTA	R	PF	TP	A	TO	B	S	MP
Jackson	f 4-8	0-0	0-2	4	2	8	1	1	3	1	21
Johnson	f 5-9	1-2	3-3	9	0	14	2	7	4	3	39
Onuaku	c 3-7	0-0	1-3	7	3	7	1	1	0	0	26
Rautins	g 2-8	2-6	9-10	1	2	15	6	1	0	6	39
Triche	g 1-2	0-1	3-4	3	2	5	2	3	0	0	24
Jardine	4-4	1-1	0-0	2	0	9	4	2	0	0	18
Reese	0-0	0-0	0-0	0	0	0	0	0	0	0	0+
Joseph	5-7	0-1	5-6	2	0	15	2	0	1	3	33
TEAM			5								
Totals	24-45	4-11	21-28	33	9	73	18	15	8	13	200

FG% 1st Half: 13-24 54.2% 2nd Half: 11-21 52.4% Game: 53.3%
3-Pt. FG% 1st Half: 3-6 50.0% 2nd Half: 1-5 20.0% Game: 36.4%
F Throw % 1st Half: 5-6 83.3% 2nd Half: 16-22 72.7% Game: 75.0%
Deadball Rebounds: 3

Officials: Bob Donato, Karl Hess, Tony Greene
Technical fouls: Georgetown- None, Syracuse- None.
Attendance: 26,508

Score by Periods	1st	2nd	Total
Georgetown	29	27	56
Syracuse	34	39	73

22 Jan. 30, 2010 • Allstate Arena
Rosemont, Ill.
4/4 Syracuse 59
DePaul 57



SYRACUSE, N.Y. - #4/4 Syracuse trailed DePaul by as many as 18 points and for more than 36 minutes, before using a late-game comeback to win, 59-57, on Saturday afternoon at Allstate Arena. The win was the eighth straight for the Orange.

"Even though we didn't want to get in that situation that we were in when it came down to it, we made the plays to win the game. That's what good teams do. You've got to be happy with the win."
- Andy Rautins

Wes Johnson had his 10th double-double of the season (16 points-13 rebounds) and a career-best seven assists. Kris Joseph added 15 points and seven boards.

DePaul opened the game on a 14-6 run, distancing Syracuse in the first four minutes of play. The Blue Demons built their advantage to 13 on a Will Walker trifecta, 21-8, and took its largest lead of the game, 33-15, with 8:53 left in the first half. It marked Syracuse's largest deficit of the season and the second straight game the Orange trailed by double-digits in the first half.

The Orange made a comeback, closing out the first half on a 16-2 run while holding the hosts scoreless for more than eight minutes in the stretch. Rick Jackson propelled the run with four points, while Andy Rautins, Brandon Triche and Johnson each had a three-pointer. The strong Syracuse stretch cut the DePaul lead to 35-31, at the break.

Syracuse gained ground out of intermission, using an 8-3 run to make it a one-point game, 40-39, with 15:41 left in regulation. DePaul responded and pushed the advantage back up to seven, 48-41, with 12:48 remaining.

The teams traded baskets to a 52-43 score before the Orange used three-straight three-pointers by Joseph, Rautins and Scoop Jardine to make it a one-possession game, 54-52, with 4:29 remaining. A dunk by Johnson tied the game and Jardine's drive put Syracuse up for the first time in the contest at 56-54 with 3:37 left. Kris Joseph had a layup and made one free throw to give the 'Cuse a 59-54 advantage at the 1:37 mark.

Walker brought the Blue Demons back, connecting from behind the arc with 1:08 on the clock, but the Orange defense thwarted the comeback, sealing the 59-57 victory.

VISITORS: Syracuse (21-1) (8-1)

PLAYER	FG-FGA	3G-3GA	FT-FTA	R	PF	TP	A	TO	B	S	MP
Jackson	f 5-8	0-0	0-0	8	0	10	0	1	3	3	28
Johnson	f 7-15	1-4	1-1	13	4	16	7	1	1	1	40
Onuaku	f 3-3	0-0	0-0	1	1	6	0	2	0	0	17
Rautins	g 2-10	2-10	0-0	6	2	6	2	0	1	0	39
Triche	g 0-2	0-0	1-2	0	0	1	3	2	0	0	18
Jardine	2-8	1-1	0-0	0	3	5	0	0	0	0	26
Joseph	5-11	1-1	4-5	7	3	15	2	4	0	3	32
TEAM				0							
Totals	24-57	5-16	6-8	35	13	59	19	12	4	8	200

FG%	1st Half: 12-26 46.2%	2nd Half: 12-31 38.7%	Game: 42.1%
3-Pt. FG%	1st Half: 2-8 25.0%	2nd Half: 3-8 37.5%	Game: 31.3%
F Throw %	1st Half: 5-6 83.3%	2nd Half: 1-2 50.0%	Game: 75.0%
Deadball Rebounds:	1		

HOME: DePaul (8-13) (1-8)


PLAYER	FG-FGA	3G-3GA	FT-FTA	R	PF	TP	A	TO	B	S	MP
Stovall	f 3-12	1-6	2-3	6	1	9	5	2	1	1	40
Koshwal	f 4-5	0-0	1-2	7	3	9	2	3	0	2	26
Faber	c 4-10	0-0	0-0	8	2	8	1	3	1	0	34
Kelly	g 3-7	2-5	0-0	3	1	8	3	0	0	1	26
Walker	g 7-16	2-12	2-3	1	1	21	4	2	0	2	40
Bizoukas	0-1	0-0	0-0	4	2	0	2	1	0	0	14
Hill	0-1	0-1	0-0	0	1	0	0	0	0	0	6
Stula	1-1	0-0	0-0	0	2	2	0	0	0	1	4
Wallace	0-1	0-0	0-2	3	0	0	0	1	0	1	10
TEAM				3							
Totals	22-54	8-24	5-10	35	13	57	17	12	2	8	200

FG%	1st Half: 15-32 46.9%	2nd Half: 7-22 31.8%	Game: 40.7%
3-Pt. FG%	1st Half: 4-12 33.3%	2nd Half: 4-12 33.3%	Game: 33.3%
F Throw %	1st Half: 1-3 33.3%	2nd Half: 4-7 57.1%	Game: 50.0%
Deadball Rebounds:	1		

Officials: John Cahill, Doug Shows, Brent Hampton
Technical fouls: Syracuse - None, DePaul - None.
Attendance: 11,554

Score by Periods	1st	2nd	Total
Syracuse	31	28	59
DePaul	35	22	57

23 Feb. 2, 2010 • Carrier Dome
Syracuse, NY
3/4 Syracuse 85
Providence 68



SYRACUSE, N.Y. - #3/4 Syracuse is off to its best season start ever after defeating Providence, 85-68, on Tuesday night at the Carrier Dome. The victory marked the first time in program history the Orange has won 22 of its first 23 games.

"The main thing for me was to do what I do every game when I come off the bench - be aggressive. The team needed a spark and that's what I've been doing the whole year, and that's something that I don't want to stop doing."
- Kris Joseph

Kris Joseph led the offense, netting a career-best 23 points, while Arinze Onuaku added a season-high 20.

The teams exchanged the lead twice in the opening three minutes before the Orange used an 11-0 run to take a 10-point advantage, 18-8, with 13:37 left in the first half. Onuaku powered the stretch with eight points while Joseph added a field goal and free throw.

Providence used back-to-back buckets to cut the Syracuse lead, 18-12, but the Orange responded with a 10-5 run. The scoring spurt, which was capped by an emphatic Wes Johnson dunk through the lane, gave SU a 28-17 lead with 8:43 left on the clock.

The Friars outscored the Orange, 17-9, through the remainder of the half to narrow the SU advantage to 37-34, at the break.

Syracuse stole the momentum in the second half, opening on a 22-5 run to go up, 59-39, with 13:01 left in play. Onuaku propelled the Orange, tallying eight points in the segment while Brandon Triche added five.

Joseph netted back-to-back buckets and a free throw to give SU its largest lead of the game, 64-41, with 11:21 remaining.

The teams traded baskets through the next nine minutes, with Syracuse maintaining a buffer of at least 15 points. Trailing, 76-57, Providence used a 5-0 spurt to cut the deficit to 76-62, but the Orange connected on six-straight free throws to make it 82-64 with 1:25 remaining.

The Friars added a pair of field goals and Scoop Jardine netted a trifecta to produce the final, 85-68.

VISITORS: Providence (12-10) (4-6)

PLAYER	FG-FGA	3G-3GA	FT-FTA	R	PF	TP	A	TO	B	S	MP
Brooks	f 7-13	0-3	0-0	2	1	14	1	0	0	0	32
McKenzie	f 1-2	1-2	0-0	1	1	3	2	3	0	0	18
Dixon	c 0-4	0-0	0-0	4	3	0	1	1	0	4	29
Curry	g 3-9	2-5	0-0	3	2	8	2	1	0	0	30
Peterson	g 10-20	3-8	2-5	11	2	25	1	3	0	0	38
Mondy	0-1	0-1	0-0	0	2	0	2	3	0	2	11
Council	6-12	0-2	4-5	5	3	16	9	5	0	2	31
Permenter	0-1	0-0	0-0	0	1	0	0	0	0	0	3
Still	1-1	0-0	0-0	0	0	2	0	0	0	0	2
Hall	0-2	0-0	0-0	3	0	0	0	1	0	0	6
TEAM				6							
Totals	28-65	6-21	6-10	35	15	68	18	17	0	8	200

HOME: Syracuse (22-1) (9-1)


PLAYER	FG-FGA	3G-3GA	FT-FTA	R	PF	TP	A	TO	B	S	MP
Jackson	f 3-6	0-0	0-4	6	1	6	7	3	2	0	31
Johnson	f 3-8	1-4	1-2	5	0	8	2	1	1	1	22
Onuaku	c 10-12	0-0	0-2	7	4	20	1	3	4	2	28
Rautins	g 3-9	2-8	0-0	5	3	8	3	4	0	2	37
Triche	g 5-11	1-2	4-4	3	2	15	4	0	0	0	28
Jardine	1-2	1-1	2-2	0	1	5	4	0	0	1	21
Joseph	9-11	0-1	5-5	7	2	23	1	5	1	4	33
TEAM				3							
Totals	34-59	5-16	12-19	34	13	85	22	16	8	10	200

FG%	1st Half: 16-31 51.6%	2nd Half: 18-28 64.3%	Game: 57.6%
3-Pt. FG%	1st Half: 2-9 22.2%	2nd Half: 3-7 42.9%	Game: 31.3%
F Throw %	1st Half: 3-6 50.0%	2nd Half: 9-13 69.2%	Game: 63.2%
Deadball Rebounds:	3		

Officials: Ed Corbett, Earl Walton, Tim Clougherty
Technical fouls: Providence - None, Syracuse - None.
Attendance: 20,205

Score by Periods	1st	2nd	Total
Syracuse	37	48	85
Providence	34	34	68

24 Feb. 7, 2010 • Fifth Third Arena
Cincinnati, Ohio
3/4 Syracuse 71
Cincinnati 54



CINCINNATI - #3/4 Syracuse used a late game rally to defeat Cincinnati, 71-54, at Fifth Third Arena on Sunday afternoon. The victory extended SU's win streak to 10 games and gave the Orange a perfect 9-0 away from the Carrier Dome this season.

"We got to the shooters and we closed the paint off and got rebounds down the stretch."
- Wes Johnson

Andy Rautins led SU with a game-best 20 points while Kris Joseph added 15 points, four rebounds and three steals off the bench.

After trading baskets to open the game, Cincinnati scored nine unanswered points to take an 11-2 lead with 15:16 left on the clock. Arinze Onuaku ended the Orange drought with a hook in the lane, sparking a 15-2 Syracuse run.

Cincinnati answered with a quick six points to regain the lead, 21-17, before Rautins connected from three-point range and Joseph netted a free throw to tie the game at 21 with 6:06 left to play in the first half.

The Bearcats netted the next five points before back-to-back three's by Rautins and Scoop Jardine swung the lead back into Syracuse's favor, 27-26. The Orange outscored Cincinnati, 5-4, through the remainder of the half to head into the locker room with a 32-30 advantage.

The back-and-forth play heated up out of intermission, as the teams tied on three occasions while exchanging the lead three times in the first seven minutes of the second half.

Cincinnati netted the first basket out of the break before a 6-0 run put Syracuse ahead, 38-32. The Bearcats responded, compiling a 10-3 streak to steal the lead, 42-41, with 15:01 left on the clock.

Wes Johnson knocked down a pair of shots from the charity stripe to swing the lead back in SU's favor, 43-42. Cincinnati reclaimed the lead for a second time in the half, using a 7-0 run to go ahead, 49-43 with 12:25 remaining.

The Orange outscored the Bearcats, 28-5, through the remainder of the game to seal the 71-54 victory.

VISITORS: Syracuse (23-1) (10-1)

PLAYER	FG-FGA	3G-3GA	FT-FTA	R	PF	TP	A	TO	B	S	MP
Jackson	f 2-4	0-0	1-2	10	3	5	2	1	0	0	29
Johnson	f 1-3	0-2	3-4	3	4	5	2	1	0	2	26
Onuaku	f 5-10	0-0	1-4	6	3	11	1	2	0	1	33
Rautins	g 6-12	4-8	4-4	2	2	20	1	0	1	0	40
Triche	g 1-2	0-1	0-0	0	0	2	0	0	0	0	10
Jardine	3-7	2-3	3-4	3	0	11	6	1	0	1	30
Joseph	6-9	2-2	3-8	4	1	17	1	2	0	3	32
TEAM				1							
Totals	24-47	8-16	15-26	29	13	71	13	7	1	7	200

FG%	1st Half: 12-27 44.4%	2nd Half: 12-20 60.0%	Game: 51.1%
3-Pt. FG%	1st Half: 5-11 45.5%	2nd Half: 3-5 60.0%	Game: 50.0%
F Throw %	1st Half: 3-9 33.3%	2nd Half: 12-17 70.6%	Game: 57.7%
Deadball Rebounds:	4		

HOME: Cincinnati (14-9) (5-6)

PLAYER	FG-FGA	3G-3GA	FT-FTA	R	PF	TP	A	TO	B	S	MP
Bishop	f 2-3	1-2	0-2	3	4	5	3	1	0	0	26
Thomas	f 4-8	1-1	4-6	7	3	13	1	3	1	0	33
Gates	f 5-5	0-0	1-5	5	0	11	1	1	0	1	28
Vaughn	g 2-10	0-6	0-0	2	1	4	1	1	0	1	29
Stephenson	g 3-7	1-3	3-3	8	4	10	2	3	0	2	34
Wright	3-9	1-3	0-0	0	2	7	1	0	0	0	21
Dixon	0-1	0-1	0-0	0	0	0	0	0	0	0	5
Davis	1-3	1-3	0-0	0	0	3	0	1	0	0	6
Wilks	0-1	0-0	0-0	0	2	0	0	0	0	0	2
McClain	0-1	0-0	0-0	0	0	0	0	0	0	0	1
Toyloy	0-0	0-0	1-2	3	3	1	1	0	0	0	12
Parker	0-0	0-0	0-0	0	0	0	0	1	0	0	3
TEAM				2							
Totals	20-48	5-19	9-18	30	19	54	10	13	1	4	200

FG%	1st Half: 11-25 44.0%	2nd Half: 9-23 39.1%	Game: 41.7%
3-Pt. FG%	1st Half: 3-9 33.3%	2nd Half: 2-10 20.0%	Game: 26.3%
F Throw %	1st Half: 5-11 45.5%	2nd Half: 4-7 57.1%	Game: 50.0%
Deadball Rebounds:	7		

Officials: Doug Simmons, John Higgins, Mike Stuart
Technical fouls: Syracuse - None, Cincinnati - None.
Attendance: 11,



25 Feb. 10, 2010 • Carrier Dome
Syracuse, NY
2/3 Syracuse 72
Connecticut 67
ESPN

SYRACUSE, N.Y. - #2/3 Syracuse tallied seven of the game's last nine points to unlock a tie score and provide the Orange with a 72-67 victory against Connecticut. SU extended its winning streak to 11 games with the triumph.

"We know everyone is trying to give us their best shot. Going into stretch like this, we know we have to play hard and play smart."
- Arinze Onuaku

Rick Jackson topped SU with 15 points, Kris Joseph added 15 points, and Wes Johnson had 13 points and nine rebounds. Arinze Onuaku had a career-high six blocked shots to go with seven points and nine boards.

The visiting Huskies had rallied from a 16-point, second-half deficit, to tie the game at 65-65 with 2:53 remaining. The teams went scoreless until there were only 34 seconds left. At that point, Johnson converted two free throws. Following a Connecticut miss, Joseph was fouled and made two from the charity stripe.

Connecticut countered on a Kemba Walker layup, which narrowed the gap to 69-67, with eight ticks remaining. Joseph was promptly fouled and sealed the win with two free throws.

SU converted 23-of-28 from the foul line, including 16-of-19 in the second half.

The matchup was tied five times in the first 12:35 of play. The Orange put together a 10-2 stretch, which included back-to-back baskets by Joseph, and led 23-15 at the 9:02 mark. Following dunks on consecutive possessions by Connecticut's Stanley Robinson, SU pushed the advantage back to nine points on two free throws by Joseph and a 3-pointer from Brandon Triche.

A layup from Rick Jackson with 2:55 before the break gave SU its largest lead of the first half, 35-25.

Armed with a seven-point margin at the intermission, Syracuse used a 13-4 run to move ahead, 50-34. Andy Rautins had five of the points and Jackson four in the span.

Over the course of the next 11 minutes, the Huskies went to work. Led by Jerome Dyson's 10 points, Connecticut managed to erase the SU advantage.

Connecticut was without Hall of Fame coach Jim Calhoun, who was on a medical leave of absence.

VISITORS: Connecticut (14-10) (4-7)

PLAYER	FG-FGA	3G-3GA	FT-FTA	R	PF	TP	A	TO	B	S	MP
Majok	f 1-4	0-0	0-0	3	5	2	0	1	0	1	11
Robinson	f 5-14	1-5	5-8	7	2	16	0	0	0	3	36
Oriakhi	c 0-2	0-0	0-0	5	3	0	0	0	0	0	13
Dyson	g 7-21	2-7	3-4	8	3	19	5	5	0	2	34
Walker	g 6-11	1-3	1-2	3	1	14	6	2	0	4	38
Beverly	0-1	0-0	0-0	1	0	0	0	0	0	0	4
Coombs-McDaniel	1-2	0-1	0-0	0	2	0	1	0	0	0	8
Edwards	5-10	0-0	2-3	4	5	12	2	3	2	2	37
Okwandu	1-2	0-0	0-0	6	3	2	0	3	1	1	19
TEAM	24-47	8-16	15-26	29	13	71	13	7	1	7	200

FG%	1st Half: 26-67 34.4%	2nd Half: 15-35 42.9%	Game: 38.8%
3-Pt. FG%	1st Half: 2-8 25.0%	2nd Half: 2-8 25.0%	Game: 25.0%
F Throw %	1st Half: 6-8 75.0%	2nd Half: 5-9 55.6%	Game: 64.7%

HOME: Syracuse (24-1) (11-1)

PLAYER	FG-FGA	3G-3GA	FT-FTA	R	PF	TP	A	TO	B	S	MP
Jackson	f 6-10	0-0	3-5	7	3	15	0	1	3	0	28
Johnson	f 4-12	1-3	4-4	9	0	13	0	4	1	0	40
Onuaku	f 3-7	0-0	1-1	9	4	7	2	1	6	0	21
Rautins	g 1-6	1-6	5-6	3	4	8	5	2	1	1	33
Triche	g 2-3	1-1	3-4	2	2	8	4	5	0	0	26
Jardine	3-5	0-1	1-2	2	3	7	5	3	0	1	21
Joseph	4-11	0-2	6-6	6	1	14	1	4	1	2	31
TEAM	23-54	3-13	23-28	39	17	72	17	20	12	4	200

FG%	1st Half: 14-31 45.2%	2nd Half: 9-23 39.1%	Game: 42.6%
3-Pt. FG%	1st Half: 2-7 28.6%	2nd Half: 1-6 16.7%	Game: 23.1%
F Throw %	1st Half: 7-9 77.8%	2nd Half: 16-19 84.2%	Game: 82.1%

Officials: John Cahill, Ed Hightower, Michael Stevens
Technical fouls: Connecticut - None, Syracuse - None.
Attendance: 24,847

Score by Periods	1st	2nd	Total
Connecticut	30	37	67
Syracuse	37	35	72

26 Feb. 14, 2010 • Carrier Dome
Syracuse, NY
2/3 Louisville 66
Syracuse 60
ESPN

SYRACUSE, N.Y. - Louisville halted #2/3 Syracuse's 11-game winning streak, defeating the Orange, 66-60, at the Carrier Dome. The game was contested in front of 31,053, the largest on-campus crowd this season.

"It was a pressure, match-up zone - something we haven't seen much this year at all. We just weren't executing our offense. We knew what was coming. We just didn't execute. We weren't getting the ball to the high post like we were in the first half and getting easy high-lows. That's what hurt us."
- Kris Joseph

Trailing by seven with 3:05 left in the contest, the Orange rallied one last time. Kris Joseph and Wes Johnson each converted back-to-back free throws to narrow the deficit to 59-56. When Louisville answered with a Mike Marra three-pointer, SU countered with two more free throws from Joseph.

Joseph dunked with 32 seconds left to shave Louisville's advantage to 62-60. The Syracuse press forced a turnover and the Orange had the ball down by two. Johnson drove baseline and missed and the Cardinals closed out the game's scoring.

Syracuse led by as many as 11 in the first half. With SU up 11-8, the Orange went on a 11-3 run keyed by five points from Johnson. Louisville rebounded and actually led by one near the end of the period. Scoop Jardine closed out the first half scoring with is drive and the Orange were ahead at the intermission, 29-28.

The match was tied six times during the course of the second half, the last at 50-50 with 6:56 left. A 9-2 stretch by the Cardinals gave the visitors the lead for good. Samardo Samuels tallied all eight of his points in the second half for Louisville.

Johnson finished with a game-high 14 points and added eight rebounds and three assists. Arinze Onuaku and Andy Rautins each had 12 for the Orange.

Louisville won for the 11th time in 15 meetings with Syracuse.

VISITORS: Louisville (16-9) (7-5)

PLAYER	FG-FGA	3G-3GA	FT-FTA	R	PF	TP	A	TO	B	S	MP
Jennings	f 2-3	0-0	0-1	3	1	4	0	1	2	0	14
Smith	f 0-3	0-2	2-4	5	1	2	1	0	0	1	30
Samuels	c 3-7	0-0	2-4	6	3	8	4	1	0	0	29
Knowles	g 3-7	2-5	2-2	3	10	0	0	1	1	1	18
Sosa	g 5-12	2-8	0-1	2	1	12	5	2	0	1	34
Siva	0-1	0-1	0-0	0	0	0	0	2	0	0	6
Buckles	3-4	0-0	2-2	4	1	8	2	3	1	0	20
Kuric	0-1	0-1	0-0	0	0	0	0	1	0	0	3
Swoopshire	4-6	1-1	1-3	5	3	10	2	1	0	0	17
Marra	4-12	4-12	0-0	4	2	12	1	1	1	0	29
TEAM	24-56	9-30	9-17	36	15	66	15	12	5	3	200

FG%	1st Half: 11-29 37.9%	2nd Half: 13-27 48.1%	Game: 42.9%
3-Pt. FG%	1st Half: 5-18 27.8%	2nd Half: 4-12 33.3%	Game: 30.0%
F Throw %	1st Half: 1-3 33.3%	2nd Half: 8-14 57.1%	Game: 52.9%

HOME: Syracuse (24-2) (11-2)

PLAYER	FG-FGA	3G-3GA	FT-FTA	R	PF	TP	A	TO	B	S	MP
Jackson	f 3-3	0-0	0-2	7	3	6	1	0	0	0	19
Johnson	f 5-20	2-7	2-2	8	2	14	3	1	1	1	37
Onuaku	c 6-8	0-0	0-0	7	2	12	0	2	2	2	33
Rautins	g 4-8	3-7	1-2	1	2	12	3	2	0	0	37
Triche	g 0-4	0-3	0-0	1	0	0	3	1	0	0	14
Jones	0-1	0-0	0-0	0	0	0	0	1	0	0	3
Jardine	3-7	0-2	0-0	2	1	6	3	3	0	1	26
Joseph	3-7	0-0	4-5	8	4	10	3	2	0	0	31
TEAM	24-58	5-19	7-11	39	14	60	17	3	4	200	

FG%	1st Half: 13-31 41.9%	2nd Half: 11-27 40.7%	Game: 41.4%
3-Pt. FG%	1st Half: 2-8 25.0%	2nd Half: 3-11 27.3%	Game: 26.3%
F Throw %	1st Half: 1-5 20.0%	2nd Half: 6-6 100.0%	Game: 63.6%

Officials: Tim Clougherty, Tim Higgins, Bob Donato
Technical fouls: Louisville - None, Syracuse - None.
Attendance: 31,053

Score by Periods	1st	2nd	Total
Louisville	28	38	66
Syracuse	29	31	60

27 Feb. 18, 2010 • Verizon Center
Washington, D.C.
5/5 Syracuse 75
10/10 Georgetown 71
ESPN

WASHINGTON, D.C. - 5/5 Syracuse withstood a late-game run to defeat 10/10 Georgetown, 75-71, for the second time this season. Andy Rautins had a landmark night, reaching the 1,000 point-plateau with a game-high 26 points.

"(Andy Rautins) is the key to the whole team, defensively, offensively. This was really one of his best offensive games. And they were right there with him and he made some tough shots."
- Jim Boeheim

Six players scored for Syracuse, including four in double-figures. With his five threes, Rautins moved into sole possession of second place on the SU career charts for 3-pointers made with 251. Current graduate assistant Gerry McNamara tops the list with 400 career trifectas.

Rautins opened the game with a three, as the Orange outscored the Hoyas, 13-2, through the first four minutes of play. Rautins had five points in the scoring spurt while Brandon Triche and Wes Johnson each had three.

With SU ahead, 20-6, Georgetown assembled a 9-0 run to pull within five, 20-15, with 9:22 remaining in the first half. Syracuse responded, outscoring the Hoyas, 11-5 through the next four minutes to reestablish its lead, 31-20.

Johnson closed out the half, personally outscoring the Hoyas, 9-7, to send the Orange into the locker room with a 44-31 lead.

The second half quickly turned into a defensive battle, with neither team scoring a field goal through the first three minutes.

Georgetown used a 14-3 run to cut the Syracuse lead, and outscored the Orange, 11-4 through the next four minutes, cutting the SU lead, 67-62, with 3:26 ticks left on the clock.

Kris Joseph weaved through traffic, netting a crucial layup with 11 seconds to play, and giving SU a 73-70 lead. Jason Clark converted one of two free throw attempts, but Rautins cancelled them out with a pair of shots from the charity stripe with five seconds left, producing the final, 75-71. His second free throw gave Rautins 1,000 career points, making him the 52nd SU player to join the list. Ironically, the 51st slot is currently owned by Andy's father, Leo, who accumulated 1,031 points in his tenure.

VISITORS: Syracuse (25-2) (12-2)

PLAYER	FG-FGA	3G-3GA	FT-FTA	R	PF	TP	A	TO	B	S	MP
Jackson	f 4-7	0-0	4-4	8	5	12	2	4	1	0	29
Rautins	g 6-11	5-9	9-11	7	4	26	3	4	1	2	36
Johnson	f 3-8	2-4	8-8	8	4	16	3	2	5	2	40
Onuaku	c 1-3	0-0	0-0	2	5	2	0	1	0	1	13
Triche	g 3-4	1-1	1-1	2	3	8	2	3	0	0	34
Jardine	0-1	0-0	0-0	1	2	0	0	1	0	0	11
Joseph	3-11	0-1	5-6	2	1	11	2	3	0	0	32
Riley	0-0	0-0	0-0	0	2	0	0	0	0	0	5
TEAM	20-45	8-15	27-30	35	26	75	12	18	7	5	200

FG%	1st Half: 13-24 54.2%	2nd Half: 7-21 33.3%	Game: 44.4%
3-Pt. FG%	1st Half: 5-8 62.5%	2nd Half: 3-7 42.9%	Game: 53.3%
F Throw %	1st Half: 13-14 92.9%	2nd Half: 14-16 87.5%	Game: 90.0%

HOME: Georgetown (18-7) (8-6)

PLAYER	FG-FGA	3G-3GA	FT-FTA	R	PF	TP	A	TO	B	S	MP
Wright	g 7-17	2-6	4-5	4	4	20	1	0	0	5	36
Monroe	c 6-9	0-0	8-14	9	4	20	1	5	1	0	31
Freeman	f 9-20	2-8	1-1	6	3	21	3	1	1	0	38
Clark	f 2-8	1-4	3-4	4	5	8	4	4	1	1	37
Vaughn	g 0-4	0-0	0-0	1	2	0	0	0	0	1	22
Thompson	g 0-3	0-2	0-0	0	1	0	0	0	0	0	8
Sanford	0-0	0-0	0-0	0	0	0	0	0	0	1	5
Benimon	0-2	0-0	0-0	6	2	0	1	0	1	1	19
Sims	1-2	0-0	0-0	1	1	2	0	0	0	0	4
TEAM	25-65	5-20	16-24	35	22	71	10	10	5	8	200

FG%	1st Half: 9-29 31.0%	2nd Half: 16-36 44.4%	Game: 38.5%
3-Pt. FG%	1st Half: 4-12 33.3%	2nd Half: 1-8 12.5%	Game: 25.0%
F Throw %	1st Half: 9-10 90.0%	2nd Half: 7-14 50.0%	Game: 66.7%

Officials: Jim Burr, Jamie Luckey, James Breeding
Technical fouls: Syracuse - Rautins, Andy. Georgetown - Wright, Chris.
Attendance: 19,976

Score by Periods	1st	2nd	Total
Syracuse	44	31	75
Georgetown	31	40	71



28 Feb. 23, 2010 • Dunkin' Donuts Ctr. Providence, R.I.
 4/4 Syracuse 99
 Providence 85

PROVIDENCE - #4/4 Syracuse used a strong second half to defeat Providence, 99-85, on Tuesday night at the Dunkin' Donuts Center.

"The second half really started with our defense. We needed to stop them. We didn't stop them (in the first half). If we'd given them another 52 points in the second half, we'd have lost by (five)."

- Jim Boeheim

With the win, the Orange clinched one of the top four seeds in the BIG EAST Conference Tournament, earning the double bye to the quarterfinals.

Rick Jackson led SU with a career-high 28 points, while **Andy Rautins** also had 28 points, a season-best mark. Rautins' offense performance included a season-high eight threes, one shy of his career-best mark, and four assists.

Arinze Onuaku and Jackson established Syracuse's inside presence early, but the Friars countered with an outside attack, using back-to-back threes to stay even with the Orange out of the gate. Syracuse outscored Providence, 18-5, through the next four minutes to break the deadlock and take a 24-11 lead with 14:13 remaining. Onuaku had eight points in the run while Jackson had six.

The Friars surged, assembling a 22-11 run through the next seven minutes to make it a one-possession game, 35-33, with 7:37 left in the half. Providence netted four threes in the stretch, staying within striking distance due to its accurate shooting from behind the arc.

The hosts closed out the half on a 14-9 run to head into the break with a 52-47 advantage.

Trailing, 55-47 early in the first half, the Orange broke the game open with a 26-2 run, quieting the Friars for six minutes in the stretch. The scoring spurt put Syracuse up, 73-57 with 10:57 left on the clock.

Providence attempted to close the gap from behind the arc, netting three-consecutive trifectas, but Syracuse used back-to-back baskets from three-point range to maintain the distance, 85-71.

The Orange outscored the Friars, 14-10, through the remainder of the game to cruise to a 99-85 victory.

VISITORS: Syracuse (26-2) (13-2)

PLAYER	FG-FGA	3G-3GA	FT-FTA	R	PF	TP	A	TO	B	S	MP
Jackson	f 13-17	0-0	2-2	9	2	28	3	2	3	39	
Johnson	f 4-14	1-5	1-2	7	0	10	4	1	3	50	
Onuaku	f 6-10	0-0	0-0	9	1	12	1	1	0	19	
Rautins	g 10-16	8-12	0-0	2	0	28	4	2	0	40	
Triche	g 2-5	0-3	2-2	1	1	6	4	1	0	18	
Jardine	2-4	1-1	3-6	1	2	8	4	1	0	22	
Joseph	3-6	0-0	1-2	8	1	7	3	3	0	22	
TEAM				2							
Totals	40-72	10-21	9-14	39	7	99	23	12	5	12	200

FG%	1st Half: 19-38 50.0%	2nd Half: 21-34 61.8%	Game: 55.6%
3-Pt. FG%	1st Half: 4-11 36.4%	2nd Half: 6-10 60.0%	Game: 47.6%
F Throw %	1st Half: 5-6 83.3%	2nd Half: 4-8 50.0%	Game: 64.3%
Deadball Rebounds:	1,1		

HOME: Providence (12-15) (4-11)

PLAYER	FG-FGA	3G-3GA	FT-FTA	R	PF	TP	A	TO	B	S	MP
Brooks	f 10-19	3-9	0-0	4	3	23	2	3	0	3	30
Peterson	f 8-13	4-8	3-3	6	3	23	3	4	1	1	35
Dixon	c 1-2	0-0	0-0	3	2	2	1	1	0	22	
Curry	g 4-8	3-6	0-0	0	1	11	4	1	0	0	29
McKenzie	g 3-7	3-7	0-0	1	1	9	3	0	0	1	28
Monday	1-2	0-0	0-0	2	0	2	1	2	0	0	7
Council	5-12	1-3	0-1	2	3	11	4	2	0	1	29
Still	0-1	0-0	0-0	3	0	0	0	0	1	0	3
Hall	2-2	0-0	0-0	3	2	4	0	2	0	1	17
TEAM				5							
Totals	34-66	14-33	3-4	29	16	85	19	16	3	7	200

FG%	1st Half: 20-34 58.8%	2nd Half: 14-32 43.8%	Game: 51.5%
3-Pt. FG%	1st Half: 10-19 52.6%	2nd Half: 4-14 28.6%	Game: 42.4%
F Throw %	1st Half: 2-2 100%	2nd Half: 1-2 50.0%	Game: 75.0%
Deadball Rebounds:	0		

Officials: Jim Burr, Joe Lindsay, Wally Rutecki
 Technical fouls: Syracuse - None, Providence - None.
 Attendance: 12,410

Score by Periods	1st	2nd	Total
Syracuse	47	52	99
Providence	52	33	85

29 Feb. 27, 2010 • Carrier Dome Syracuse, N.Y.
 4/4 Syracuse 95
 7/8 Villanova 77

SYRACUSE, N.Y. - #4/4 Syracuse used a balanced offensive attack to claim at least a share of the BIG EAST Conference regular-season championship on Saturday night with a 95-77 win in a highly-anticipated matchup with #7/8 Villanova at the Carrier Dome.

"I'd like to thank the fans. The fans were unbelievable today. Obviously, when that many fans come we like to play well. I'm really happy for our guys that they were able to go out there and play the way that they could."

- Jim Boeheim

The game attracted an NCAA on-campus-record crowd of 34,616.

It marked the ninth time Syracuse has earned at least a share of the conference regular-season title and the first time since 2002-03 when the Orange was co-champion of the BIG EAST West. The win was also the team's school-record 27th regular-season victory.

Those in attendance saw a convincing performance by the hosts. Syracuse outrebounded Villanova, 49-40, including a 23-15 advantage on the offensive glass that led to 23 second-chance points.

The Wildcats pulled in front early, using a 12-2 run to claim a nine-point advantage (23-14) with 11:34 to go in the first half. The Orange defense stiffened, holding Villanova without a field goal for the next 5:47. The Wildcats were 0-for-9 from the field with two turnovers during the stretch.

Meanwhile, **Scoop Jardine** sparked the Orange off the bench. He drilled a 3-pointer at the 11:19 mark and scored a transition layup with 10:16 remaining in the first to cut the Wildcats' lead to 23-19.

With momentum and the crowd on its side, the Orange continued to surge, taking a 36-30 advantage on a pair of free throws by **Wes Johnson** before a Taylor King three with 2:25 remaining trimmed the margin to three. However, the Orange tallied 10 of the final 13 points of the period, including six from the free-throw line, to push its lead to 46-36 at the intermission.

The Wildcats got within 15 points twice down the stretch, but couldn't put a consistent run together, and the Orange led by more than 20 in the final minutes before securing an 18-point win.

VISITORS: Villanova (23-5) (12-4)

PLAYER	FG-FGA	3G-3GA	FT-FTA	R	PF	TP	A	TO	B	S	MP
Yarrou	f 6-8	0-0	1-2	8	4	13	2	1	2	0	22
Redding	f 0-0	0-0	0-0	3	0	1	2	1	0	0	18
Pena	c 5-8	0-0	3-4	6	5	13	1	4	1	3	32
Reynolds	g 6-14	4-8	0-0	0	1	16	3	3	0	3	34
Fisher	g 3-12	0-5	8-10	5	3	14	6	1	0	2	33
Wayns	1-2	1-2	0-0	0	0	3	0	1	0	0	5
Cheek	2-7	0-2	1-2	5	3	5	0	0	0	0	11
Stokes	1-4	0-0	1-1	3	0	1	0	1	0	0	12
King	2-7	2-7	0-0	8	1	6	0	1	0	0	17
Armwood	2-5	0-0	0-1	3	4	4	2	2	0	0	16
TEAM				4							
Totals	28-67	8-28	13-18	40	25	77	15	17	4	8	200

FG%	1st Half: 11-35 31.4%	2nd Half: 17-32 53.1%	Game: 41.8%
3-Pt. FG%	1st Half: 5-18 27.8%	2nd Half: 3-10 30.0%	Game: 28.6%
F Throw %	1st Half: 9-11 81.8%	2nd Half: 4-7 57.1%	Game: 72.2%
Deadball Rebounds:	27,2		

HOME: Syracuse (27-2) (14-2)

PLAYER	FG-FGA	3G-3GA	FT-FTA	R	PF	TP	A	TO	B	S	MP
Jackson	f 9-15	0-0	1-2	8	2	19	3	1	2	2	28
Johnson	f 2-11	2-6	8-10	10	1	14	4	0	0	2	36
Onuaku	c 7-10	0-0	3-5	9	3	17	0	1	3	0	21
Rautins	g 3-9	2-8	4-4	2	3	12	8	4	0	3	38
Triche	g 0-1	0-0	1-2	2	1	1	2	2	0	1	13
Jardine	6-15	2-5	2-2	7	1	16	1	1	0	1	29
Joseph	5-12	1-1	5-8	9	2	16	3	1	0	1	33
Riley	0-0	0-0	0-1	1	0	0	0	0	0	0	1
Southerland	0-1	0-1	0-0	0	0	0	0	0	0	0	1
TEAM				1							
Totals	32-74	7-21	24-33	49	14	95	21	10	5	10	200

FG%	1st Half: 15-34 44.1%	2nd Half: 17-40 42.5%	Game: 43.2%
3-Pt. FG%	1st Half: 3-8 37.5%	2nd Half: 4-13 30.8%	Game: 33.3%
F Throw %	1st Half: 13-18 72.2%	2nd Half: 11-15 73.3%	Game: 72.7%
Deadball Rebounds:	3		

Officials: Tim Higgins, John Gaffney, Brian O'Connell
 Technical fouls: Villanova - None, Syracuse - None.
 Attendance: 34,616

Score by Periods	1st	2nd	Total
Villanova	36	41	77
Syracuse	46	49	95

30 March 2, 2010 • Carrier Dome Syracuse, N.Y.
 1/1 Syracuse 85
 St. John's 66

SYRACUSE, N.Y. - #1/1 Syracuse claimed the BIG EAST regular-season championship outright with an 85-66 win against St. John's on Tuesday night at the Carrier Dome. Senior co-captains **Arinze Onuaku** and **Andy Rautins** were honored in a pre-game senior day ceremony before their last home game.

"It was a great way to go out. I really appreciate the support from the fans, packing 26,000 in; especially after coming down from 34,000. Arinze [Onuaku] played fantastic. The energy in the Dome was phenomenal tonight. I couldn't think of a better way for us to go out."

- Andy Rautins

The teams exchanged the lead twice through the first six minutes, before the Orange used a 9-2 run to take a 20-13 lead with 11:35 left in the first half. Rautins sparked the lead with his second trifecta of the game and contributed five points in the run while **Wes Johnson** scored the other four.

St. John's made it a one-possession game, 23-20, with 8:29 remaining in the opening stanza, but SU pulled away again, outscoring the Red Storm, 15-4, through the next four minutes. **Scoop Jardine** had six points in the stretch while **Kris Joseph** added four. The spurt gave the Orange a 38-24 edge with 4:06 left in the first half.

Syracuse maintained its buffer for the remainder of the half to head into the locker room with a 42-28 edge.

The two teams traded scores through the majority of the second half, with the Orange controlling the tempo - holding a 22-4 advantage in fast break points in the game - to keep St. John's at bay.

The Orange sealed the BIG EAST regular-season title, outscoring the Red Storm, 12-7 through the final six minutes to produce the final, 85-66.

It's the second outright BIG EAST Conference regular-season crown for the Orange. Syracuse also won the league crown in 1990-91. SU shared the conference crown in 1979-80, 1985-86, 1986-87, 1989-90, 1997-98, 1999-00, and 2002-03.

VISITORS: St. John's (15-14) (5-12)

PLAYER	FG-FGA	3G-3GA	FT-FTA	R	PF	TP	A	TO	B	S	MP
Coker	f 0-0	0-0	0-0	1	1	0	0	0	0	0	11
Horne	f 6-13	5-9	1-3	5	0	18	1	2	1	1	33
Burrell	c 3-7	0-0	2-4	5	5	8	1	2	0	4	23
Mason Jr.	g 1-6	0-3	1-2	7	3	3	2	1	0	1	27
Boothe	g 2-5	0-1	0-0	1	4	4	8	3	0	2	30
Kennedy	7-13	2-5	3-3	4	2	19	3	4	0	0	26
Evans	1-5	0-0	1-3	5	3	3	2	1	1	0	20
Hardy	1-3	0-1	0-0	0	1	2	0	0	0	0	5
Stith	0-3	0-1	1-2	1	1	1	0	0	0	1	6
Brownlee	4-6	0-0	0-0	2	3	8	1	0	0	0	19
TEAM				3							
Totals	25-61	7-20	9-17	34	23	66	18	14	2	9	200

FG%	1st Half: 11-30 36.7%	2nd Half: 14-31 45.2%	Game: 41.0%
3-Pt. FG%	1st Half: 3-11 27.3%	2nd Half: 4-9 44.4%	Game: 35.0%
F Throw %	1st Half: 3-5 60.0%	2nd Half: 6-12 50.0%	Game: 52.9%
Deadball Rebounds:	4		

HOME: Syracuse (28-2) (15-2)

PLAYER	FG-FGA	3G-3GA	FT-FTA	R	PF	TP	A	TO	B	S	MP
Jackson	f 3-5	0-0	0-2	2	1	6	0	0	2	1	15
Johnson	f 5-10	0-3	3-3	5	1	13	4	3	4	0	39
Onuaku	c 10-13	0-0	1-3	8	2	21	0	2	2	1	32
Rautins	g 5-10	4-9	0-0	2	4	14	7	3	0	1	36
Triche	g 2-5	1-1	0-0	3							

2009-10 SYRACUSE BASKETBALL



2009-10 GAME SUMMARIES

31 March 6, 2010 • Freedom Hall
Louisville, Ky.

Louisville 78
1/1 Syracuse 68

LOUISVILLE, Ken. -- Scoop Jardine had 20 points and **Wes Johnson** 18 to pace the top-ranked Orange in a 78-68 loss at Louisville in the last Cardinals' game to be played in Freedom Hall.

"They're better against zones than they are man-to-man. It's no secret, sometimes in this league, there are just matchup situations that are difficult for different teams."

- Jim Boeheim

Johnson scored all seven of his first-half points in the opening eight minutes and added 11 points in the second half, giving him double-figures in scoring for the 28th time in 31 games this season. **Rick Jackson** recorded his third double-double of the season, contributing 10 points and 10 rebounds, while senior **Arinze Onuaku** added 14 points and seven rebounds.

Syracuse led 35-30 at halftime, but Louisville outscored the Orange 48-33 in the second half to win the game. The Cardinals used a 10-2 run in a four-minute stretch mid-way through the second half to take control. Syracuse cut the Cardinals' lead to five, 66-61, on an Onuaku layup with 5:20 remaining in the game, but could not get closer. Louisville's Kyle Kuric came off the bench to lead all scorers with 22 points, including four three-point field goals. Kuric's offensive explosion all came in the final 14:25 of the contest.

In the first half, the Orange took the lead with 6:30 remaining when Jackson scored on an ally-oop from Jardine to make the score 21-20. Jardine sparked SU off the bench with nine points, on 4-of-5 shooting, and four assists, in 12 minutes.

With 1:17 remaining in the opening period, Jardine gave the Orange an eight-point lead, 35-27, thanks to a steal and long pass from **Andy Rautins**. **Onuaku** was a first-half force as well with 10 of his points and five of his boards coming in the initial 20 minutes. While SU converted .517 of its shots, the Orange defense limited Louisville to .353 from the field, including a 6-of-24 effort on 3-pointers (.250).

It was Louisville's fifth consecutive victory against Syracuse and second of the season.

VISITORS: Syracuse (28-3) (15-3)

PLAYER	FG-FGA	3G-3GA	FT-FTA	R	PF	TP	A	TO	B	S	MP
Jackson	f 4-9	0-0	2-6	10	3	10	1	3	0	1	34
Johnson	f 6-15	1-2	5-6	5	4	18	0	1	2	1	38
Onuaku	c 7-10	0-0	0-2	7	1	14	2	0	0	0	30
Rautins	g 1-9	1-8	0-0	4	1	3	4	5	0	2	38
Triche	g 0-2	0-0	1-2	3	1	1	1	0	0	0	12
Jardine	g 8-13	2-5	2-3	2	1	20	6	0	0	2	31
Joseph	g 1-4	0-1	0-0	2	0	2	1	1	0	0	17
TEAM				3							
Totals	27-62	4-16	10-19	36	11	68	15	11	2	6	200

FG%	1st Half: 15-29 51.7%	2nd Half: 12-33 36.4%	Game: 43.5%
3-Pt. FG%	1st Half: 2-5 40.0%	2nd Half: 2-11 18.2%	Game: 25.0%
F Throw %	1st Half: 3-6 50.0%	2nd Half: 7-13 53.8%	Game: 52.6%

HOME: Louisville (20-11) (11-7)

PLAYER	FG-FGA	3G-3GA	FT-FTA	R	PF	TP	A	TO	B	S	MP
Delk	f 2-7	1-5	0-0	1	0	5	0	2	0	0	18
Jennings	f 3-3	0-0	0-1	3	2	6	1	2	1	3	14
Samuels	c 4-7	0-0	4-6	9	2	12	1	4	1	0	30
Sosa	g 3-12	3-11	0-0	1	1	9	10	3	1	1	32
Smith	g 3-7	2-6	0-0	4	1	8	0	0	1	1	13
Knowles	g 1-7	1-6	0-0	8	3	3	5	1	0	0	27
Siva	g 1-3	1-3	0-0	2	3	3	3	1	1	0	8
Buckles	g 0-0	0-0	0-0	1	1	0	1	0	1	0	6
Kuric	g 9-11	4-6	0-0	3	1	22	2	0	0	0	19
Swopshire	g 4-6	0-1	2-2	8	2	10	2	1	1	0	30
Marra	g 0-2	0-2	0-0	0	0	0	0	0	0	0	3
TEAM				2							
Totals	30-65	12-40	6-9	42	15	78	25	14	7	6	200

FG%	1st Half: 12-34 35.3%	2nd Half: 18-31 58.1%	Game: 46.2%
3-Pt. FG%	1st Half: 6-24 25.0%	2nd Half: 6-16 37.5%	Game: 30.0%
F Throw %	1st Half: 0-1 0.0%	2nd Half: 6-8 75.0%	Game: 66.7%

Officials: John Cahill, Michael Stephens, Jeff Clark
Technical fouls: Syracuse - None, Louisville - None.
Attendance: 20,135

Score by Periods	1st	2nd	Total
Syracuse	35	33	68
Louisville	30	48	78

32 March 11, 2010 • Madison Square Garden
New York, N.Y.

22/22 Georgetown 91
3/3 Syracuse 84

NEW YORK - 22/22 Georgetown used a strong second half to upset 3/3 Syracuse, 91-84, in the quarterfinals of the BIG EAST Tournament on Thursday afternoon at Madison Square Garden. BIG EAST Player of the Year **Wes Johnson** led the Orange with 24 points, seven rebounds, three steals and a pair of blocks in the loss.

"I thought they played extremely well. I thought we played well on offense. We just didn't get any stops defensively when we needed to. I thought we battled as hard as we could and it just wasn't our day."

- Jim Boeheim

Syracuse, the top seed in the tournament, opened the scoring with five straight points and took an early 11-4 lead courtesy of eight points by Johnson.

The Hoyas answered, compiling a 10-0 run to take a 14-11 advantage with 12:08 remaining. Sophomore **Kris Joseph** connected from three-point range to knot the score at 14 and another trifecta by **Andy Rautins** on the ensuing possession swung the lead back into SU's favor, 17-14.

The teams tied three more times in the next two minutes before Syracuse used a 13-2 spurt to go up, 34-25 with 5:31 left in the first half. **Scoop Jardine** had six points in the run while Johnson had four.

Syracuse maintained its edge through the final five minutes of the half to go into the break ahead, 40-37. Johnson already had 12 points at the intermission. The Orange converted 16-of-27 first-half shots (.593), including 6-of-11 of its 3-point attempts (.545).

The Orange opened the second half on a 12-7 run to take a 52-44 lead with 15:13 left on the clock. With Syracuse ahead, 59-51, Georgetown used a 19-2 stretch to reverse the game and take a 70-61 advantage.

Johnson and Joseph combined for a 9-2 stretch which brought the Orange within three, 73-70, with 4:35 left in the game but the Hoyas managed to maintain an upper hand and hold on for the victory.

In addition to 14 points, Rautins had a career-high 10 assists on the afternoon. Jardine had 19 points and Joseph 18, both in reserve roles.

Syracuse had posted two regular-season wins against the Hoyas.

VISITORS: Georgetown (22-9)

PLAYER	FG-FGA	3G-3GA	FT-FTA	R	PF	TP	A	TO	B	S	MP
Freeman	f 7-14	0-3	4-4	4	2	18	3	2	0	2	37
Vaughn	f 2-2	0-0	0-0	0	2	4	0	1	0	1	12
Monroe	c 5-8	0-0	5-8	10	3	15	7	2	1	3	38
Wright	g 10-16	2-5	5-6	6	2	27	6	3	0	1	39
Clark	g 6-11	3-7	2-3	4	0	17	4	1	0	3	37
Thompson	g 2-4	1-3	3-7	4	2	8	0	1	0	3	25
Sanford	g 1-1	0-0	0-0	0	0	2	1	1	0	0	7
Benimon	g 0-1	0-0	0-0	0	2	0	1	0	0	0	7
Sims	g 0-0	0-0	0-0	0	0	0	0	0	0	0	2
TEAM				1							
Totals	33-57	6-18	19-28	29	13	91	22	12	1	13	200

FG%	1st Half: 15-31 48.4%	2nd Half: 18-26 69.2%	Game: 57.9%
3-Pt. FG%	1st Half: 3-11 27.3%	2nd Half: 3-7 42.9%	Game: 33.3%
F Throw %	1st Half: 4-4 100%	2nd Half: 15-24 62.5%	Game: 67.9%

HOME: Syracuse (28-4)

PLAYER	FG-FGA	3G-3GA	FT-FTA	R	PF	TP	A	TO	B	S	MP
Jackson	f 2-6	0-0	0-0	4	4	4	2	5	2	2	32
Johnson	f 10-17	3-5	1-2	7	5	24	0	3	2	3	40
Onuaku	c 1-2	0-0	1-2	3	2	3	1	0	0	2	17
Rautins	g 5-10	4-9	0-0	3	1	14	10	5	0	1	38
Triche	g 1-2	0-0	0-0	1	2	2	3	2	0	2	18
Jardine	g 6-12	2-3	5-6	2	3	19	3	2	0	0	24
Joseph	g 7-10	2-3	2-2	6	4	18	0	0	0	0	31
TEAM				2							
Totals	32-59	11-20	9-12	28	21	84	19	17	4	10	200

FG%	1st Half: 16-27 59.3%	2nd Half: 16-32 50.0%	Game: 54.2%
3-Pt. FG%	1st Half: 6-11 54.5%	2nd Half: 5-9 55.6%	Game: 55.0%
F Throw %	1st Half: 2-4 50.0%	2nd Half: 7-8 87.5%	Game: 75.0%

Officials: Ed Corbett, James Breeding, Tim Clougherty
Technical fouls: Georgetown - None, Syracuse - None.
Attendance: 19,375

Score by Periods	1st	2nd	Total
Georgetown	37	54	91
Syracuse	40	44	84

33 March 19, 2010 • HSBC Arena
Buffalo, N.Y.

4/4 Syracuse 79
Vermont 56

BUFFALO, N.Y. - Top seeded Syracuse (29-4) defeated 16th-seeded Vermont (25-10), 79-56, in the first round of the NCAA Tournament on Friday night at the HSBC Arena in Buffalo, N.Y. The Orange employed a balanced attack with five players scoring in double figures for the ninth time this season.

"We were able to locate the shooters. We did a great job trapping the corners and getting out and getting some steals. Our big guys did a great job coming back and getting blocks and able to start the fast break."

- Scoop Jardine

Vermont's Maurice Joseph, older brother of SU sophomore forward **Kris Joseph**, opened the scoring with a three before Syracuse took control. The Orange assembled an 11-0 scoring tear, quieting the Catamounts for more than four minutes in the stretch. Senior guard **Andy Rautins** had five points in the run while Joseph netted three.

Ahead by 10, the Orange continued to set the pace, using a 22-5 scoring spurt to take a 35-10 lead with 6:39 remaining in the first half. **Scoop Jardine** propelled the run with 11 points while **Wes Johnson** had eight.

The Catamounts began to make a comeback, outscoring Syracuse, 15-2 in the final six minutes of the half to shrink the lead, 37-25, at the half.

Syracuse rallied out of the break, putting on a three-point clinic in the first four minutes of the second half. Rautins and freshman guard **Brandon Triche** each notched a pair of threes while Jackson added a layup as the Orange outscored Vermont, 14-7.

The teams traded baskets throughout the second half, with Syracuse maintaining a consistent lead of at least 16 points. SU built its advantage to 20 on a pair of free throws by Johnson with 5:27 left on the clock.

Syracuse carried its 23 point buffer through the end of regulation, sealing the 79-56 victory.

SU's 29 wins ties for the fourth-best mark in school history.

VISITORS: Vermont (25-10)

PLAYER	FG-FGA	3G-3GA	FT-FTA	R	PF	TP	A	TO	B	S	MP
Blakely	f 7-12	0-0	3-6	9	3	17	2	2	1	4	36
Fjeld	f 6-15	0-0	1-2	9	3	13	0	0	0	1	36
Vier	g 3-9	2-6	0-0	3	1	8	6	3	0	2	32
Young	g 2-8	0-3	0-0	3	1	4	1	2	0	0	34
Joseph	g 2-13	2-9	1-2	3	2	7	2	2	0	0	29
Accaoui	g 2-7	1-4	0-0	0	0	5	1	0	0	1	17
Marsalis	g 0-0	0-0	0-0	0	0	0	0	0	0	0	3
Bald	g 0-1	0-0	0-0	0	1	0	1	0	0	0	5
Bergmann	g 1-1	0-0	0-0	0	0	2	0	0	0	0	5
Kissel	g 0-0	0-0	0-0	0	0	0	0	0	0	0	3
TEAM				2							
Totals	23-66	5-22	5-10	29	11	56	13	9	1	8	200

FG%	1st Half: 10-34 29.4%	2nd Half: 13-32 40.6%	Game: 34.8%
3-Pt. FG%	1st Half: 3-10 30.0%	2nd Half: 2-12 16.7%	Game: 22.7%
F Throw %	1st Half: 2-4 50.0%	2nd Half: 3-6 50.0%	Game: 50.0%

HOME: Syracuse (29-4)

PLAYER	FG-FGA	3G-3GA	FT-FTA	R	PF	TP	A	TO	B	S	MP
Johnson	f 6-12	3-5	3-4	6	2	18	3	1	2	3	33
Joseph	f 2-3	0-1	4-4	8	4	8	6	3	0	3	33
Jackson	c 6-9	0-0	0-0	8	1	12	2	3	4	0	30
Rautins	g 4-9	3-7	0-0	8	2	11	6	4	0	1	33
Triche	g 3-8	3-5	1-2	1	2	10	2	1	0	1	23
Resavy	g 0-0	0-0	0-0	0	0	0	1	0	0	0	2
Jones	g 1-3	0-2	0-0								

34

March 21, 2010 • HSBC Arena
Buffalo, N.Y.

4/4 Syracuse 87
22/18 Gonzaga 65



BUFFALO, N.Y. - Wes Johnson paired a career-best 31 points with 14 rebounds to lead #4/4 Syracuse to an 87-65 victory against #22/18 Gonzaga in the NCAA Second Round on Sunday afternoon at the HSBC Arena in Buffalo, N.Y. The Orange advances to the Sweet 16 for the 19th time in program history.

"Really, my mindset was to be aggressive on defense. So I think that carried over to the offensive end. My shot was falling. The guys did a good job finding me, and I did a good job shooting.

- Wes Johnson

Syracuse set a program NCAA record with 12 3-point baskets.

Gonzaga attacked the inside of the SU zone early, scoring 10 points in the paint in the opening four minutes. Johnson netted a pair of threes in the opening minute and a half to keep the Orange within striking distance as the Bulldogs took an early 10-6 edge.

Trailing, 13-10, Johnson and **Scoop Jardine** combined for a 7-0 run to give Syracuse its first lead, 15-13, with 13:12 remaining in the first half.

Andy Rautins connected from beyond the arc, opening up a five-point lead, 22-17, before Elias Harris used back-to-back inside scores to pull the Bulldogs within one, 22-21, with 10:15 left in the half.

Syracuse countered with nine unanswered points, quieting Gonzaga for more than four minutes in the stretch.

The Bulldogs fought back, outscoring the Orange, 7-1 through the next two minutes to make it 32-28 with 3:59 to play in the half.

The Orange took control in the final four minutes, outscoring the Bulldogs, 15-4, through the end of the first half to head into the break with a 47-32 advantage.

Rautins paced SU to a strong start out of the intermission as it opened the second half with a 13-2 scoring spurt, which built the lead, 60-34, with 16:20 remaining in regulation. The senior co-captain had 12 points in the stretch, including a pair of trifectas.

Gonzaga used a 12-3 run to cut the deficit, 76-53, but couldn't come close to the Orange as it cruised to an 87-65 victory.

VISITORS: Gonzaga (27-7)

PLAYER	FG-FGA	3G-3GA	FT-FTA	R	PF	TP	A	TO	B	S	MP
Harris	f 8-12	0-1	8-13	8	1	24	0	4	0	0	31
Sacre	c 8-12	0-0	1-3	8	3	17	0	3	2	4	34
Goodson	g 0-5	0-2	0-0	0	1	0	2	0	0	0	20
Bouldin	g 3-13	0-6	2-2	3	4	8	3	1	1	1	40
Gray	g 3-11	3-9	0-0	0	4	9	8	2	0	1	37
Vilarino	1-1	0-0	1-2	3	0	3	0	1	0	2	13
Gibbs	0-0	0-0	0-0	0	1	0	0	0	0	0	1
Olynyk	2-4	0-1	0-0	4	3	4	1	0	0	0	15
Kong	0-2	0-2	0-0	1	1	0	0	0	0	0	9
TEAM				0							
Totals	25-60	3-21	12-20	27	18	65	14	11	3	8	200

FG% 1st Half: 13-29 44.8% 2nd Half: 12-31 38.7% Game: 41.7%
3-Pt. FG% 1st Half: 2-11 18.2% 2nd Half: 1-10 10.0% Game: 14.3%
F Throw % 1st Half: 4-7 57.1% 2nd Half: 8-13 61.5% Game: 60.0%
Deadball Rebounds: 2

HOME: Syracuse (30-4)

PLAYER	FG-FGA	3G-3GA	FT-FTA	R	PF	TP	A	TO	B	S	MP
Johnson	f 11-16	4-6	5-7	14	2	31	0	0	1	0	40
Joseph	f 0-3	0-2	5-6	7	2	5	3	5	0	0	37
Jackson	c 2-5	0-0	1-2	9	4	5	4	1	1	0	25
Rautins	g 7-13	5-9	5-6	4	1	24	4	1	0	2	31
Triche	g 5-9	2-5	1-2	2	2	13	2	1	0	0	29
Jardine	4-6	1-2	0-0	0	1	9	3	2	0	1	23
Riley	0-1	0-1	0-0	0	5	0	1	3	0	1	15
TEAM				2							
Totals	29-53	12-25	17-23	38	17	87	17	15	2	4	200

FG% 1st Half: 17-28 60.7% 2nd Half: 12-25 48.0% Game: 54.7%
3-Pt. FG% 1st Half: 7-14 50.0% 2nd Half: 5-11 45.5% Game: 48.0%
F Throw % 1st Half: 6-9 66.7% 2nd Half: 11-14 78.6% Game: 73.9%
Deadball Rebounds: 6

Officials: Karl Hess, Bryan Kersey, Anthony Johnson
Technical fouls: Gonzaga - None, Syracuse - None.
Attendance:

Score by Periods	1st	2nd	Total
Gonzaga	32	33	65
Syracuse	47	40	87



2009-10 Syracuse University (30-4)
Syracuse Combined Team Statistics (as of Mar 21, 2010)
All games



RECORD:	OVERALL	HOME	AWAY	NEUTRAL
ALL GAMES	30-4	17-2	8-1	5-1
CONFERENCE	15-3	7-2	8-1	0-0
NON-CONFERENCE	15-1	10-0	0-0	5-1

#	Player	gp-gs	min	avg	Total			3-Point			F-Throw			Rebounds				pts	avg			
					fg-fga	fg%	3fg-fga	3fg%	ft-fa	ft%	off	def	tot	avg	pf	dq	a			to	blk	stl
04	JOHNSON, Wes	34-34	1184	34.8	201-402	.500	50-121	.413	108-139	.777	72	218	290	8.5	71	1	77	78	63	58	560	16.5
01	RAUTINS, Andy	34-34	1099	32.3	126-288	.438	94-233	.403	63-78	.808	17	96	113	3.3	71	1	169	93	8	68	409	12.0
32	JOSEPH, Kris	34-3	937	27.6	124-251	.494	9-40	.225	116-155	.748	59	128	187	5.5	63	0	61	60	14	46	373	11.0
21	ONUAKU, Arinze	32-31	728	22.8	153-229	.668	0-0	.000	30-70	.429	67	97	164	5.1	85	2	20	43	35	29	336	10.5
00	JACKSON, Rick	34-34	885	26.0	147-247	.595	0-0	.000	43-86	.500	92	145	237	7.0	65	3	57	65	69	35	337	9.9
11	JARDINE, Scoop	34-0	752	22.1	109-220	.495	19-48	.396	67-90	.744	12	55	67	2.0	48	0	146	65	2	41	304	8.9
25	TRICHE, Brandon	34-34	728	21.4	99-197	.503	32-78	.410	51-79	.646	23	39	62	1.8	45	0	99	69	2	30	281	8.3
03	JONES, Mookie	17-0	179	10.5	33-72	.458	25-56	.446	8-14	.571	9	18	27	1.6	14	0	13	12	4	12	99	5.8
43	SOUTHERLAND, Jam	13-0	97	7.5	16-39	.410	7-24	.292	2-4	.500	3	13	16	1.2	6	0	5	8	7	8	41	3.2
33	RILEY, DaShonte	16-0	152	9.5	9-15	.600	0-2	.000	5-11	.455	8	17	25	1.6	26	1	10	11	16	2	23	1.4
24	REESE, Brandon	11-0	28	2.5	2-6	.333	1-1	1.000	0-3	.000	3	2	5	0.5	3	0	2	2	0	1	5	0.5
13	HOFFMANN, Griffin	7-0	10	1.4	1-2	.500	0-1	.000	0-0	.000	0	2	2	0.3	1	0	0	0	0	1	2	0.3
02	RESAVY, Nick	8-0	11	1.4	1-3	.333	0-1	.000	0-0	.000	0	2	2	0.3	0	0	2	3	0	1	2	0.3
12	LYDE-CAJUSTE, Matt	5-0	10	2.0	0-2	.000	0-0	.000	1-2	.500	3	2	5	1.0	1	0	0	1	0	0	1	0.2
Team											41	56	97				4					
Total.....		34	6800		1021-1973	.517	237-605	.392	494-731	.676	409	890	1299	38.2	499	8	661	514	220	332	2773	81.6
Opponents.....		34	6800		835-2099	.398	255-840	.304	336-530	.634	475	685	1160	34.1	613	11	534	540	78	283	2261	66.5

TEAM STATISTICS	SYR	OPP	Date	Opponent	Score	Att.
SCORING	2773	2261	!	11/9/09	ALBANY	w 75-43 15707
Points per game	81.6	66.5	!	11/11/09	ROBERT MORRIS	w 100-60 15594
Scoring margin	+15.1	-	!	11/19/09	vs California	w 95-73 15635
FIELD GOALS-ATT	1021-1973	835-2099	!	11/20/09	vs North Carolina	w 87-71 15552
Field goal pct	.517	.398		11/24/09	CORNELL	w 88-73 18238
3 POINT FG-ATT	237-605	255-840		11/27/09	COLUMBIA	w 85-60 20166
3-point FG pct	.392	.304		11/30/09	COLGATE	w 92-58 18457
3-pt FG made per game	7.0	7.5		12/5/09	MAINE	w 101-55 20302
FREE THROWS-ATT	494-731	336-530	@	12/10/09	vs Florida	w 85-73 9353
Free throw pct	.676	.634		12/13/09	ST. FRANCIS (NY)	w 75-51 19381
F-Throws made per game	14.5	9.9		12/19/09	ST. BONAVENTURE	w 85-72 20578
REBOUNDS	1299	1160		12/22/09	OAKLAND	w 92-60 18669
Rebounds per game	38.2	34.1	*	12/29/09	at Seton Hall	w 80-73 9800
Rebounding margin	+4.1	-	*	1/2/10	PITTSBURGH	L 72-82 24969
ASSISTS	661	534		1/6/10	MEMPHIS	w 74-57 17805
Assists per game	19.4	15.7	*	1/10/10	USF	w 82-65 18703
TURNOVERS	514	540	*	1/13/10	at Rutgers	w 81-65 8085
Turnovers per game	15.1	15.9	*	1/16/10	at West Virginia	w 72-71 15271
Turnover margin	+0.8	-	*	1/18/10	at Notre Dame	w 84-71 9149
Assist/turnover ratio	1.3	1.0	*	1/23/10	MARQUETTE	w 76-71 29011
STEALS	332	283	*	1/25/10	GEORGETOWN	w 73-56 26508
Steals per game	9.8	8.3	*	1/30/10	at DePaul	w 59-57 11554
BLOCKS	220	78	*	2/2/10	PROVIDENCE	w 85-68 20205
Blocks per game	6.5	2.3	*	2/7/10	at Cincinnati	w 71-54 11045
ATTENDANCE	420890	215222	*	2/10/10	UCONN	w 72-67 24847
Home games-Avg/Game	19-22152	9-13047	*	2/14/10	LOUISVILLE	L 60-66 31053
Neutral site-Avg/Game	-	6-16300	*	2/18/10	at Georgetown	w 75-71 19976
			*	2/23/10	at Providence	w 99-85 12410
			*	2/27/10	VILLANOVA	w 95-77 34616
			*	3/2/10	ST. JOHN'S	w 85-66 26081
			*	3/6/10	at Louisville	L 68-78 20135
			#	3/11/10	vs Georgetown	L 84-91 19375
			\$	3/19/10	vs Vermont	w 79-56 18948
			\$	3/21/10	vs Gonzaga	w 87-65 18934

Score by Periods	1st	2nd	Totals
Syracuse	1344	1429	2773
Opponents	1041	1220	2261

!2K Sports Classic
 @ SEC/BIG EAST Challenge (Tampa, FL)
 # BIG EAST Conference Tournament (New York, NY)
 \$ NCAA Tournament (Buffalo, NY)
 * = BIG EAST Conference game



2009-10 Syracuse (28-3, 15-3 BIG EAST)
Syracuse Combined Team Statistics (as of Mar 07, 2010)
Conference games



RECORD:	OVERALL	HOME	AWAY	NEUTRAL
ALL GAMES	15-3	7-2	8-1	0-0
CONFERENCE	15-3	7-2	8-1	0-0
NON-CONFERENCE	0-0	0-0	0-0	0-0

#	Player	gp-gs	min	avg	Total		3-Point		F-Throw		Rebounds				pf	dq	a	to	blk	stl	pts	avg
					fg-fga	fg%	3fg-fga	3fg%	ft-fa	ft%	off	def	tot	avg								
04	JOHNSON, Wes	18-18	663	36.8	91-217	.419	17-60	.283	68-83	.819	40	118	158	8.8	39	0	42	42	33	26	267	14.8
01	RAUTINS, Andy	18-18	656	36.4	68-167	.407	50-134	.373	49-56	.875	10	54	64	3.6	45	1	76	53	7	31	235	13.1
32	JOSEPH, Kris	18-0	491	27.3	67-136	.493	4-13	.308	70-91	.769	35	53	88	4.9	31	0	27	35	6	22	208	11.6
21	ONUAKU, Arinze	18-18	441	24.5	92-136	.676	0-0	.000	17-39	.436	44	68	112	6.2	53	2	12	27	21	15	201	11.2
00	JACKSON, Rick	18-18	483	26.8	78-136	.574	0-0	.000	20-44	.455	47	76	123	6.8	36	2	29	35	37	17	176	9.8
11	JARDINE, Scoop	18-0	410	22.8	57-121	.471	10-27	.370	37-52	.712	8	33	41	2.3	29	0	68	29	1	18	161	8.9
25	TRICHE, Brandon	18-18	390	21.7	40-96	.417	9-33	.273	26-40	.650	17	19	36	2.0	27	0	52	37	1	11	115	6.4
03	JONES, Mookie	6-0	45	7.5	7-16	.438	5-11	.455	2-4	.500	4	4	8	1.3	1	0	2	2	1	3	21	3.5
24	REESE, Brandon	2-0	1	0.5	1-1	1.000	1-1	1.000	0-1	.000	0	0	0	0.0	0	0	0	0	0	0	3	1.5
33	RILEY, DaShonte	4-0	13	3.3	1-1	1.000	0-0	.000	0-0	.000	1	0	1	0.3	4	0	0	0	0	0	2	0.5
12	LYDE-CAJUSTE, Matt	1-0	1	1.0	0-0	.000	0-0	.000	0-0	.000	0	0	0	0.0	0	0	0	0	0	0	0	0.0
02	RESAVY, Nick	1-0	1	1.0	0-0	.000	0-0	.000	0-0	.000	0	0	0	0.0	0	0	0	0	0	0	0	0.0
13	HOFFMANN, Griffin	1-0	1	1.0	0-0	.000	0-0	.000	0-0	.000	0	0	0	0.0	0	0	0	0	0	0	0	0.0
43	SOUTHERLAND, Jam	3-0	4	1.3	0-4	.000	0-1	.000	0-0	.000	1	0	1	0.3	0	0	2	0	1	0	0	0.0
Team											25	23	48									
Total.....		18	3600		502-1031	.487	96-280	.343	289-410	.705	232	448	680	37.8	265	5	310	260	108	143	1389	77.2
Opponents.....		18	3600		455-1107	.411	145-452	.321	188-290	.648	253	370	623	34.6	343	7	286	263	49	140	1243	69.1

TEAM STATISTICS	SYR	OPP	Date	Opponent	Score	Att.
SCORING	1389	1243	* 12/29/09	at Seton Hall	w 80-73	9800
Points per game	77.2	69.1	* 1/2/10	PITTSBURGH	L 72-82	24969
Scoring margin	+8.1	-	* 1/10/10	USF	w 82-65	18703
FIELD GOALS-ATT	502-1031	455-1107	* 1/13/10	at Rutgers	w 81-65	8085
Field goal pct	.487	.411	* 1/16/10	at West Virginia	w 72-71	15271
3 POINT FG-ATT	96-280	145-452	* 1/18/10	at Notre Dame	w 84-71	9149
3-point FG pct	.343	.321	* 1/23/10	MARQUETTE	w 76-71	29011
3-pt FG made per game	5.3	8.1	* 1/25/10	GEORGETOWN	w 73-56	26508
FREE THROWS-ATT	289-410	188-290	* 1/30/10	at DePaul	w 59-57	11554
Free throw pct	.705	.648	* 2/2/10	PROVIDENCE	w 85-68	20205
F-Throws made per game	16.1	10.4	* 2/7/10	at Cincinnati	w 71-54	11045
REBOUNDS	680	623	* 2/10/10	UCONN	w 72-67	24847
Rebounds per game	37.8	34.6	* 2/14/10	LOUISVILLE	L 60-66	31053
Rebounding margin	+3.2	-	* 02/18/10	at Georgetown	w 75-71	19976
ASSISTS	310	286	* 2/23/10	at Providence	w 99-85	12410
Assists per game	17.2	15.9	* 2/27/10	VILLANOVA	w 95-77	34616
TURNOVERS	260	263	* 3/2/10	ST. JOHN'S	w 85-66	26081
Turnovers per game	14.4	14.6	* 3/6/10	at Louisville	L 68-78	20135
Turnover margin	+0.2	-				
Assist/turnover ratio	1.2	1.1				
STEALS	143	140				
Steals per game	7.9	7.8				
BLOCKS	108	49				
Blocks per game	6.0	2.7				
ATTENDANCE	235993	117425				
Home games-Avg/Game	9-26221	9-13047				
Neutral site-Avg/Game	-	0-0				

!2K Sports Classic
 @ SEC/BIG EAST Challenge (Tampa, FL)
 * = Conference game

Score by Periods	1st	2nd	Totals
Syracuse	667	722	1389
Opponents	575	668	1243



**2009-10 Syracuse University (30-4)
Syracuse Combined Team Statistics (as of Mar 21, 2010)
NCAA Tournament**



RECORD:	OVERALL	HOME	AWAY	NEUTRAL
ALL GAMES	2-0	0-0	0-0	2-0
CONFERENCE	0-0	0-0	0-0	0-0
NON-CONFERENCE	2-0	0-0	0-0	2-0

#	Player	gp-gs	min	avg	Total		3-Point		F-Throw		Rebounds				pf	dq	a	to	blk	stl	pts	avg
					fg-fga	fg%	3fg-fga	3fg%	ft-fta	ft%	off	def	tot	avg								
04	JOHNSON, Wes	2-2	73	36.5	17-28	.607	7-11	.636	8-11	.727	6	14	20	10.0	4	0	3	1	3	3	49	24.5
01	RAUTINS, Andy	2-2	64	32.0	11-22	.500	8-16	.500	5-6	.833	0	12	12	6.0	3	0	10	5	0	3	35	17.5
11	JARDINE, Scoop	2-0	46	23.0	10-15	.667	2-4	.500	1-1	1.000	0	1	1	0.5	3	0	3	4	0	1	23	11.5
25	TRICHE, Brandon	2-2	52	26.0	8-17	.471	5-10	.500	2-4	.500	0	3	3	1.5	4	0	4	2	0	1	23	11.5
00	JACKSON, Rick	2-2	55	27.5	8-14	.571	0-0	.000	1-2	.500	6	11	17	8.5	5	0	6	4	5	0	17	8.5
32	JOSEPH, Kris	2-2	70	35.0	2-6	.333	0-3	.000	9-10	.900	5	10	15	7.5	6	0	9	8	0	3	13	6.5
43	SOUTHERLAND, Jam	1-0	4	4.0	2-2	1.000	0-0	.000	0-0	.000	0	0	0	0.0	0	0	0	0	0	0	4	4.0
03	JONES, Mookie	1-0	5	5.0	1-3	.333	0-2	.000	0-0	.000	0	0	0	0.0	0	0	2	1	1	0	2	2.0
33	RILEY, DaShonte	2-0	27	13.5	0-1	.000	0-1	.000	0-0	.000	2	0	2	1.0	6	1	3	4	1	1	0	0.0
02	RESAVY, Nick	1-0	2	2.0	0-0	.000	0-0	.000	0-0	.000	0	0	0	0.0	0	0	1	0	0	0	0	0.0
24	REESE, Brandon	1-0	2	2.0	0-0	.000	0-0	.000	0-0	.000	0	0	0	0.0	0	0	0	0	0	0	0	0.0
Team											2	6	8				2					
Total.....		2	400		59-108	.546	22-47	.468	26-34	.765	21	57	78	39.0	31	1	41	31	10	12	166	83.0
Opponents.....		2	400		48-126	.381	8-43	.186	17-30	.567	27	29	56	28.0	29	0	27	20	4	16	121	60.5

TEAM STATISTICS	SYR	OPP	Date	Opponent	Score	Att.
SCORING	166	121	\$ 3/19/10	vs Vermont	w 79-56	18948
Points per game	83.0	60.5	\$ 3/21/10	vs Gonzaga	w 87-65	18934
Scoring margin	+22.5	-	12K Sports Classic			
FIELD GOALS-ATT	59-108	48-126	@ SEC/BIG EAST Challenge (Tampa, FL)			
Field goal pct	.546	.381	# BIG EAST Conference Tournament (New York, NY)			
3 POINT FG-ATT	22-47	8-43	\$ NCAA Tournament (Buffalo, NY)			
3-point FG pct	.468	.186	* = BIG EAST Conference game			
3-pt FG made per game	11.0	4.0				
FREE THROWS-ATT	26-34	17-30				
Free throw pct	.765	.567				
F-Throws made per game	13.0	8.5				
REBOUNDS	78	56				
Rebounds per game	39.0	28.0				
Rebounding margin	+11.0	-				
ASSISTS	41	27				
Assists per game	20.5	13.5				
TURNOVERS	31	20				
Turnovers per game	15.5	10.0				
Turnover margin	-5.5	-				
Assist/turnover ratio	1.3	1.4				
STEALS	12	16				
Steals per game	6.0	8.0				
BLOCKS	10	4				
Blocks per game	5.0	2.0				
ATTENDANCE	0	37882				
Home games-Avg/Game	0-0	0-0				
Neutral site-Avg/Game	-	2-18941				

Score by Periods	1st	2nd	Totals
Syracuse	84	82	166
Opponents	57	64	121



2010 National Collegiate Division I Men's BASKETBALL CHAMPIONSHIP



Round	Game	Team 1	Team 2
First Round (March 18-19)	1	Kansas (32-2)	Kentucky (32-2)
	16	Lehigh (22-10)	E. Tennessee St. (20-14)
	8	UNLV (25-8)	Texas (24-9)
	9	N. Iowa (28-4)	Wake Forest (19-10)
	5	Michigan State (24-8)	Temple (29-5)
	12	New Mexico St. (22-11)	Cornell (27-4)
	4	Maryland (23-8)	Wisconsin (23-8)
	13	Houston (19-15)	Wofford (26-8)
	6	Tennessee (25-8)	Marquette (22-11)
	11	San Diego St. (25-8)	Washington (24-9)
	3	Georgetown (23-10)	New Mexico (29-4)
	14	Ohio (21-14)	Montana (22-9)
	7	Oklahoma St. (22-10)	Clemson (21-10)
	10	Georgia Tech (22-12)	Missouri (22-10)
	2	Ohio State (27-7)	West Virginia (27-6)
	15	UCSB (20-9)	Morgan State (27-9)

Round	Game	Team 1	Team 2
First Round (March 18-19)	1	SYRACUSE (28-4)	Duke (29-5)
	16	Vermont (25-9)	Ark. Pine Bluff
	8	Gonzaga (26-6)	California (23-10)
	9	Florida State (22-9)	Louisville (20-12)
	5	Butler (28-4)	Texas A&M (23-9)
	12	UTEP (26-6)	Utah State (27-7)
	4	Vanderbilt (24-8)	Purdue (27-5)
	13	Murray State (30-4)	Siena (27-6)
	6	Xavier (24-8)	Notre Dame (23-11)
	11	Minnesota (21-13)	Old Dominion (26-8)
	3	Pittsburgh (24-8)	Baylor (25-7)
	14	Oakland (26-8)	Sam Houston St. (25-7)
	7	BYU (29-5)	Richmond (26-8)
	10	Florida (21-12)	Saint Mary's (Cal.) (26-5)
	2	Kansas State (26-7)	Villanova (24-7)
	15	North Texas (24-8)	Robert Morris (23-11)



Kris Joseph
BIG EAST Sixth Man Award
Yahoo!Sports Sixth Man



Scoop Jardine
Sporting News Sixth Man of the Year



Brandon Triche
BIG EAST All-Rookie Team



Rick Jackson