



# 2023 SAINT VINCENT COLLEGE BEARCAT FOOTBALL

GAME NINE | SAINT VINCENT BEARCATS VS. THIEL TOMCATS  
November 4, 2023 | 1 p.m. | Chuck Noll Field | Latrobe, Pa.

## THIS WEEK'S GAME

Saint Vincent closes its 2023 home slate with this week's game against PAC foe Thiel. The Bearcats are coming off of a 22-20 defeat to Westminster in week seven, a game in which the Bearcats scored 20 unanswered second half points, only to see the comeback effort fall just short. The Bearcats outgained the Titans 339-263 in total offense and recorded 22 first downs to Westminster's 18, but were hamstrung by four turnovers... Thiel enters the penultimate game of the season riding a three-game losing streak, most recently falling by a 27-3 score at Allegheny. The Tomcats were limited to just 154 yards of total offense in the game that saw all of its scoring in the first half... While Thiel has struggled on the offensive side of the ball this season, its defense surrenders just 303.4 yards per game, the fourth-lowest mark in the PAC. The Tomcat defense has picked off 10 interceptions, ranking third in the PAC... Saint Vincent has won seven straight in its series with Thiel and owns a 13-11 all-time advantage in the set that dates back to 1930... Prior to this week's game, Saint Vincent will honor its senior class with traditional Senior Day festivities.

## STATISTICAL MATCHUP

| SVC        | Statistic            | THI       |
|------------|----------------------|-----------|
| 8.9        | Points Per Game      | 11.5      |
| 30.1       | Scoring Defense      | 31.6      |
| 222.1      | Total Offense/gm     | 219.1     |
| 375.5      | Total Defense/gm     | 303.4     |
| 68.4       | Rushing yds/gm       | 102.8     |
| 164.0      | Rushing Defense/gm   | 128.3     |
| 153.8      | Passing yds/gm       | 116.4     |
| 113-206-11 | Comp - Att - INT     | 105-223-9 |
| 2          | Passing TDs          | 4         |
| 211.5      | Passing Defense/gm   | 175.1     |
| 4          | Interceptions (Def.) | 10        |
| 6          | Fumbles Recovered    | 5         |
| -12        | Turnover Margin      | -2        |

## TEAM LEADERS

### SAINT VINCENT

Passing: Austin Slye - 113 comp/202 att/10 INT/1230 yds/2 TD  
Rushing: Ty Martin - 72 att/266 yds/3.7 avg./2 TD; Brandon Saint-Preux - 57 att/118 yds/2.0 avg.  
Receiving: Matthew Esdelle - 20 rec/295 yds/14.7 avg; Kaelib McElroy - 20 rec/270 yds/13.5 avg/2 TD  
Tackles: Wiley Purry - 82 (32 sol/50 ast/3.0 TFL); Nathan Sullivan - 45 (26 sol/19 ast/1.0 TFL)

### THIEL

Passing: Joseph Fell - 44 comp/103 att/3 INT/345 yds/2 TD  
Rushing: Andrew Plowden - 85 att/352 yds/4.1 avg/1 TD; Joseph Fell - 91 att/278 yds/3.1 avg/4 TD  
Receiving: Chase Lawler - 32 rec/325 yds/10.2 avg/2 TD; Blake Joseph - 23 rec/197 yds/8.6 avg/1 TD  
Tackles: Jared Curcio - 52 (28 sol/24 ast/3.5 TFL); Darnell Jordan - 47 (27 sol/20 ast/1.5 TFL)

## HEAD COACHES

### SAINT VINCENT

Aaron Smetanka (Saint Vincent College, C'12) - 5th season - 17-26 overall record

### THIEL

Sam Bauman (Beloit) - 2nd season - 3-15 overall record

## SCHEDULES & RESULTS

### SAINT VINCENT (2-6, 2-6 PAC)

|          |                         |          |
|----------|-------------------------|----------|
| Sept. 2  | WASHINGTON & JEFFERSON* | L, 51-0  |
| Sept. 9  | at Carnegie Mellon*     | L, 38-0  |
| Sept. 16 | ALLEGHENY*              | W, 23-19 |
| Sept. 30 | at Geneva*              | W, 28-19 |
| Oct. 7   | CASE WESTERN RESERVE*   | L, 19-0  |
| Oct. 14  | at Waynesburg*          | L, 24-0  |
| Oct. 21  | at Grove City*          | L, 49-0  |
| Oct. 28  | WESTMINSTER*            | L, 22-20 |
| Nov. 4   | THIEL*                  | 1 p.m.   |
| Nov. 11  | at Bethany*             | 1 p.m.   |

\* denotes Presidents' Athletic Conference game  
Home games in ALL CAPS

### THIEL (2-6, 2-6 PAC)

|          |                       |          |
|----------|-----------------------|----------|
| Sept. 2  | CASE WESTERN RESERVE* | L, 14-0  |
| Sept. 9  | at Westminster*       | L, 28-7  |
| Sept. 16 | BETHANY*              | W, 22-14 |
| Sept. 23 | at W&J*               | L, 56-14 |
| Sept. 30 | WAYNESBURG*           | W, 15-14 |
| Oct. 7   | at Carnegie Mellon*   | L, 80-22 |
| Oct. 14  | GENEVA*               | L, 20-9  |
| Oct. 28  | at Allegheny*         | L, 27-3  |
| Nov. 4   | at Saint Vincent*     | 1 p.m.   |
| Nov. 11  | GROVE CITY*           | 1 p.m.   |

\* denotes Presidents' Athletic Conference game  
Home games in ALL CAPS

## LIVE COVERAGE

### Radio

WCNS AM 1480 / 107.5 FM

### Streaming Audio

<https://www.pittsburghnewstalk.com/listen/>

### Streaming Video

<https://team1sports.com/stvincent/>

### Live Stats

<https://athletics.stvincent.edu/sidearmstats/football/summary>

SAINT VINCENT COLLEGE QUICK FACTS

|                                   |                                 |
|-----------------------------------|---------------------------------|
| Founded .....                     | 1846                            |
| Location .....                    | Latrobe, Pennsylvania           |
| Undergraduate Enrollment .....    | 1,550                           |
| Nickname .....                    | Bearcats                        |
| Athletic Colors .....             | Green and Gold                  |
| Athletic Affiliation .....        | NCAA Division III               |
| Conference .....                  | Presidents' Athletic Conference |
| President .....                   | Rev. Paul R. Taylor, O.S.B.     |
| Interim Athletic Director .....   | D.P. Harris                     |
| Deputy Athletic Director .....    | Sue Hozak                       |
| Assistant Athletic Director ..... | Nicole Karr                     |
| Assistant Athletic Director ..... | Jimmy Petruska                  |

SAINT VINCENT FOOTBALL FACTS

|   |                     |
|---|---------------------|
| First Year of Football .....                    | 1923                |
| (no team between 1963-2006)                     |                     |
| All-Time Record .....                           | 198-238-25          |
| Postseason Appearances .....                    | 3                   |
| Last Postseason Appearance .....                | 2021                |
| ECAC James Lynah Bowl - L, 38-19 at FDU-Florham |                     |
| Home Stadium .....                              | Chuck Noll Field    |
| Surface/Capacity .....                          | Natural Grass/1,100 |

SAINT VINCENT FOOTBALL STAFF

|                                    |                    |
|------------------------------------|--------------------|
| Head Coach .....                   | Aaron Smetanka     |
| Alma Mater/Year .....              | Saint Vincent/2012 |
| Years at SVC/Record .....          | 5th/17-26          |
| Defensive Coordinator .....        | John Bell          |
| Offensive Coordinator .....        | Phil Hamilton      |
| Special Teams/Wide Receivers ..... | J.J. Eckels        |
| Offensive Line .....               | John Bainbridge    |
| Tight Ends .....                   | Richard Medeiros   |
| Cornerbacks .....                  | Ron Baldonieri     |
| Linebackers .....                  | Terron Colson      |
| Running Backs .....                | Chris Brown        |
| Special Teams Assistant .....      | Jason Ross         |
| Offensive Line Assistant .....     | David Neil         |
| Football Operations .....          | Rob McElhaney      |
| Football Athletic Trainer .....    | Ashley Interrante  |

SAINT VINCENT ATHLETIC COMMUNICATIONS

|   |   |
|---|---|
| Director of Athletic Communications ..... | Jim Berger  |
| Office Phone .....                        | 724-805-2741  |
| Email .....                               | jim.berger@stvincent.edu  |
| Athletic Communications Asst. ....        | Noah Aftanas  |
| Office Phone .....                        | 724-805-2445  |
| Mailing Address .....                     | 300 Fraser Purchase Road  |
| Latrobe, PA 15650-2690                    |   |
| SVC Athletics Website .....               | <a href="https://athletics.stvincent.edu">https://athletics.stvincent.edu</a> |
| SVC Athletic Twitter (X) .....            | @SVC_Bearcats   |
| SVC Athletics Instagram/Threads .....     | @SVC_Bearcats   |
| SVC Athletics Facebook .....              | facebook.com/SVC_Bearcats   |
| SVC Athletics Youtube .....               | youtube.com/svcbearcats   |

BEARCAT BRIEFS

**IT'S TOUGH TO SAY GOODBYE:** This week marks the final home game of the 2023 season, and in the careers of 16 Bearcats, who will be recognized prior to the game with traditional senior day festivities. The group includes offensive linemen Nathan Bettwy, C.J. Ciecierski, Joel Loomis, Colby Missel and Connor Petrunak; receivers Dammion Bundridge, Zac Herbinko, Molayo Irefin and Kaelib McElroy; tight end/long snapper James Sword; defensive linemen Max Pisula and Dwight Collins Jr., defensive backs Ahmad Shaw and Laird Stover; quarterback Austin Slye; and linebacker Nathan Sullivan.

**QUITE A COMBO:** After rushing for a pair of touchdowns in week eight against Westminster, Saint Vincent senior Max Pisula is now third all-time in his team's modern era (2007-present) with 11 rushing touchdowns, while his five rushing TDs this season are tied for fourth-most in the PAC. When not playing wildcat quarterback, Pisula has also shined at the defensive end spot this season, as he leads the PAC and ranks second in NCAA Division III with four forced fumbles, and is sixth in the conference with 8.5 tackles for loss.

**PURRY ON THE PROWL:** Saint Vincent junior linebacker Wiley Purry recorded a team-high 11 tackles against Westminster, and enters this week leading the PAC with 82 stops on the season, seven more than than the league's second-place tackler. Purry's 82 tackles are already the most in a season for a Bearcat since Matt Jenkins recorded 88 tackles in 10 games during the 2016 campaign. A Saint Vincent player has amassed 90 or more tackles in a season just four times since 2007, with the last 90-plus tackle campaign for a Bearcat coming in 2012, when Renny LaRue-Holloman registered 102.

**BIG BOOTS:** Saint Vincent enters the penultimate game of the 2023 season tied for the PAC lead in punting average (37.7 yard), while the Bearcats' 33.3 yard net punting average ranks third in the conference. Sophomore Kyle Murray averages 37.7 yards on 40 punts, placing nine inside the 20-yard line, while he leads the PAC with six punts of more than 50 yards, including two that went over 60 yards, highlighted by a career-high 66-yarder in the season-opener against W&J, which remains the second-longest punt by a PAC player this season.

**JOINING THE CENTURY CLUB:** In last week's loss to Westminster, senior wide receiver Kaelib McElroy caught five passes for a career-high 107 yards, including a 49-yard touchdown reception in the opening minutes of the fourth quarter. It marked McElroy's first career 100-yard receiving game, and the second consecutive week in which a Bearcat receiver amassed 100 yards, after Austin Wells had 111 yards on nine grabs in SVC's previous outing at Grove City.

**UP NEXT:** Next week, Saint Vincent will travel to Bethany to close out the 2023 season with the annual "Green Game." The Bearcats are 6-12 all-time against their West Virginian rivals, but have won four straight in the series. It marks SVC's first trip to West Virginia since the COVID-abbreviated spring 2021 season, when the Bearcats earned a 35-6 win.

SAINT VINCENT VS. THIEL - THE SERIES

Saint Vincent leads, 13-11

|            |                  |            |                  |
|------------|------------------|------------|------------------|
| 2022 ..... | SVC 24, Thiel 16 | 2009 ..... | Thiel 38, SVC 14 |
| 2021 ..... | SVC 41, Thiel 7  | 2008 ..... | Thiel 36, SVC 22 |
| 2019 ..... | SVC 41, Thiel 18 | 2007 ..... | Thiel 62, SVC 14 |
| 2018 ..... | SVC 35, Thiel 13 | 1958 ..... | SVC 15, Thiel 7  |
| 2017 ..... | SVC 25, Thiel 22 | 1957 ..... | SVC 10, Thiel 7  |
| 2016 ..... | SVC 32, Thiel 30 | 1956 ..... | Thiel 14, SVC 12 |
| 2015 ..... | SVC 65, Thiel 14 | 1955 ..... | Thiel 33, SVC 0  |
| 2014 ..... | Thiel 21, SVC 20 | 1954 ..... | Thiel 19, SVC 6  |
| 2013 ..... | Thiel 30, SVC 3  | 1938 ..... | SVC 38, Thiel 0  |
| 2012 ..... | Thiel 14, SVC 7  | 1931 ..... | Thiel 6, SVC 0   |
| 2011 ..... | SVC 36, Thiel 14 | 1932 ..... | SVC 19, Thiel 6  |
| 2010 ..... | SVC 17, Thiel 3  | 1930 ..... | Thiel 20, SVC 0  |

## SAINT VINCENT - LAST TIME OUT

LATROBE, Pa. (Oct. 28) - The Bearcats saw a furious second half rally come up short, falling 22-20 by Westminster College at a soggy Chuck Noll Field. Trailing 22-0 four minutes into the second half, Saint Vincent erupted for three unanswered touchdowns, including two in a 2-minute span midway in the third quarter. The comeback would run out of steam late in the fourth quarter, however, as the Bearcats were handed their fourth straight loss.

Saint Vincent quarterback Austin Slye completed 16 of 29 passes for a career-high 232 yards, highlighted by a 49-yard touchdown pass to Kaeilb McElroy, who finished with five catches for 107 yards. Brandon Saint-Preux ran for a season-high 74 yards on 18 totes, while Max Pisula gained 38 yards on eight carries, and scored two third-quarter touchdowns. Defensively, Wiley Purry posted 11 tackles to lead the Bearcats, while Robbie Labuda made nine tackles. Keshawn Davis recorded two tackles behind the line of scrimmage, and Pisula made five stops, including one TFL.

Saint Vincent outgained Westminster 339-263 in total offense, while SVC finished with 22 first downs to the visitors' 18 and averaged 5.3 yards per play to the Titans' 4.0. Saint Vincent was also an impressive 9-for-14 on third down conversions.

After Westminster scored two touchdowns in a four-minute span to open the third quarter, the Bearcats embarked on a 6-play, 66-yard scoring drive, capped off with Pisula's 2-yard plunge up the middle. After successfully recovering the on-sides kick, the Bearcats needed just five plays to find the end zone once again, on another scoring run from Pisula, this time from six yards out, to close the gap to 22-14. The SVC defense kept the Titans at bay, before Slye and McElroy connected for the long touchdown pass five minutes into the fourth quarter to make it 22-20 after a failed two-point conversion.

Following the bomb to McElroy, the game turned into a defensive battle, with SVC limiting Westminster to just 37 yards over the game's final nine minutes. With just 2:25 left, the Bearcats forced a punt and looked to have favorable field position, taking over on the Westminster 40-yard line. However, a roughing the kicker penalty kept the drive alive for Westminster, which chewed up the clock before another punt gave SVC the ball back on its own 13-yard line with 40 seconds left. The Bearcats were unable to make any headway, however, with the drive ending on an interception with 29 seconds to go, SVC's fourth turnover of the day.

## SAINT VINCENT VS. THIEL - LAST MEETING

LATROBE, Pa. (Sept. 17, 2022) — D.J. Gray Jr. ran for a career-high 118 yards to help lead Saint Vincent to a 24-16 victory over Thiel on Homecoming at Chuck Noll Field. The Bearcats overcame a sluggish day offensively by limiting Thiel to just 286 yards of total offense and forcing a pair of Tomcat turnovers.

Gray gained 118 yards on 18 carries, averaging 6.6 per try, while he also added a 26-yard reception to finish with 144 all-purpose yards. Molayo Irefin led the Bearcats with three receptions, as quarterback Brady Walker completed seven passes for 91 yards, including a 9-yard scoring pass to Irefin early in the second quarter.

Defensively, Ethan Facey topped SVC with nine tackles, while also forcing and recovering a fumble. Ahmad Shaw made six tackles, while Jaden Edmonds made five, including one for a loss. Kyle Coombe and Ryan Brown each registered quarterback sacks.

After the teams traded scoreless possessions to open the game, the Bearcats rode Gray to the game's first touchdown, as the rookie gained 57 yards on four straight runs, capped off with a 3-yard touchdown plunge, to make it 7-0 with 5:40 left in the quarter. Saint Vincent would then double-up the lead on Walker's 9-yard scoring strike to Irefin on the first trip of the second quarter. Thiel answered the Irefin touchdown run by embarking on a 10-play, 75-yard, 6-minute scoring drive that ended with Owen Trumbull's three-yard quarterback keeper and a successful two-point conversion with 7:17 left in the quarter to close the gap to 14-8, which is what the score remained at halftime.

On the third play of the third quarter, SVC's Peyton Hrehovchak forced and recovered a Thiel fumble at the Tomcat 30, and Irefin would make the visitors pay with his 9-yard touchdown scamper to open up a 21-8 lead with 10:23 left in the third. After SVC turned Thiel over on downs, Justin Emeigh's 34-yard field goal put the Bearcats up 24-8 in the closing minutes of the quarter.

Trumbull's 14-yard touchdown pass to Donovan Blue, with a successful 2-point try, brought the Tomcats to within 24-16 with 3:15 left in the fourth, but the Bearcats recovered the ensuing on-side kick and milked the clock the rest of the way.

### PAC STANDINGS

| TEAM                 | PAC |   | OVERALL |   |
|----------------------|-----|---|---------|---|
|                      | W   | L | W       | L |
| Grove City           | 9   | 0 | 9       | 0 |
| Carnegie Mellon      | 7   | 1 | 7       | 1 |
| Case Western Reserve | 6   | 2 | 6       | 2 |
| W&J                  | 6   | 2 | 6       | 2 |
| Westminster          | 5   | 3 | 5       | 3 |
| Geneva               | 4   | 4 | 4       | 4 |
| Allegheny            | 3   | 6 | 3       | 6 |
| Saint Vincent        | 2   | 6 | 2       | 6 |
| Thiel                | 2   | 6 | 2       | 6 |
| Waynesburg           | 1   | 7 | 1       | 7 |
| Bethany              | 0   | 8 | 0       | 8 |

### THIS WEEK'S PAC SCHEDULE

Nov. 4, 2023

Carnegie Mellon at Westminster - 1 p.m.  
W&J at Geneva - 1 p.m.  
Waynesburg at Bethany - 1 p.m.  
Thiel at Saint Vincent - 1 p.m.  
Allegheny at Case Western Reserve - 2 p.m.

### LAST WEEK'S PAC RESULTS

Oct. 28, 2023

W&J 38, Case Western Reserve 33  
Geneva 43, Waynesburg 29  
Grove City 56, Bethany 14  
Westminster 22, Saint Vincent 20  
Allegheny 27, Thiel 3

### D3FOOTBALL.COM TOP-25 POLL (10/30/2023)

| Rank | School (No. 1 votes)      | W-L        | Points     | LW        |
|------|---------------------------|------------|------------|-----------|
| 1    | North Central (Ill.) (25) | 8-0        | 625        | 1         |
| 2    | Mount Union               | 8-0        | 598        | 2         |
| 3    | Wartburg                  | 9-0        | 568        | 3         |
| 4    | Wis.-La Crosse            | 7-1        | 524        | 4         |
| 5    | Wis.-Whitewater           | 7-1        | 514        | 5         |
| 6    | Trinity (Texas)           | 7-1        | 498        | 6         |
| 7    | Wis.-River Falls          | 7-1        | 455        | 7         |
| 8    | Johns Hopkins             | 8-0        | 422        | 8         |
| 9    | Linfield                  | 7-0        | 412        | 9         |
| 10   | Randolph-Macon            | 8-0        | 399        | 10        |
| 11   | Susquehanna               | 9-0        | 365        | 11        |
| 12   | Wheaton (Ill.)            | 7-1        | 335        | 12        |
| 13   | John Carroll              | 7-1        | 301        | 13        |
| 14   | Aurora                    | 8-0        | 300        | 14        |
| 15   | Ithaca                    | 7-1        | 268        | 15        |
| 16   | Cortland                  | 7-1        | 254        | 16        |
| 17   | Alma                      | 8-0        | 217        | 17        |
| 18   | Endicott                  | 7-1        | 200        | 19        |
| 19   | St. John's                | 6-2        | 179        | 18        |
| 20   | Hardin-Simmons            | 7-1        | 177        | 20        |
| 21   | <b>Grove City</b>         | <b>9-0</b> | <b>137</b> | <b>22</b> |
| 22   | Muhlenberg                | 7-1        | 106        | 21        |
| 23   | Berry                     | 7-1        | 94         | 24        |
| 24   | Coe                       | 7-1        | 42         | --        |
| 25   | Delaware Valley           | 7-1        | 37         | 25        |

Others receiving votes: **Carnegie Mellon 29**; DePauw 26; Augustana (Ill.) 12; Brockport 11; Union 5; Whitworth 4; Mary Hardin-Baylor 4; Wis.-Oshkosh 3; Bethel 2; Mount St. Joseph 1; RPI 1.

# SAINT VINCENT COLLEGE PROBABLE DEPTH CHART

## OFFENSE

|    |    |   |
|----|----|---|
| LT | 56 | C.J. Ciecierski (Sr.   5-11   250 lbs.)     |
|    | 53 | Anthony Capozzoli (So.   5-11   250 lbs.)   |
| LG | 76 | Mason Raymond (Fr.   6-0   245 lbs.)        |
|    | 71 | Daniel Calabrace (Fr.   5-11   265 lbs.)    |
| C  | 54 | Nathan Bettwy (Sr.   5-11   250 lbs.)       |
|    | 71 | Daniel Calabrace (Fr.   5-11   265 lbs.)    |
| RG | 53 | Anthony Capozzoli (So.   5-11   250 lbs.)   |
|    | 68 | Ceronel Cerisier (So.   6-1   255 lbs.)     |
| RT | 77 | Eamonn Costello (So.   6-0   280 lbs.)      |
|    | 53 | Anthony Capozzoli (So.   5-11   250 lbs.)   |
| TE | 44 | Pete Billey (Jr.   6-3   250 lbs.)          |
|    | 25 | Vinny Chirdon (Fr.   6-1   210 lbs.)        |
| WR | 3  | Kaelib McElroy (Sr.   5-9   185 lbs.)       |
|    | 14 | Zac Herbinko (Jr.   5-11   190 lbs.)        |
| WR | 12 | Austin Wells (Fr.   6-2   185 lbs.)         |
|    | 87 | Koen LeFever (Fr.   6-4   195 lbs.)         |
| WR | 10 | Matthew Esdelle (Jr.   6-0   185 lbs.)      |
|    | 86 | Keegan O'Brien (Fr.   Fr.   5-9   165 lbs.) |
| QB | 8  | Austin Slye (Sr.   5-11   175 lbs.)         |
|    | 16 | Stevie Oursler (Fr.   6-0   175 lbs.)       |
| or | 11 | Luke Levendosky (So.   6-0   175 lbs.)      |
| RB | 2  | Brandon Saint-Preux (So.   5-9   180 lbs.)  |
|    | 20 | Ty Martin (Fr.   5-11   170 lbs.)           |

## DEFENSE

|     |    |   |
|-----|----|---|
| DE  | 90 | Peyton Hrehovchak (Jr.   5-11   225 lbs.) |
|     | 92 | Ryan Snyder (So.   6-3   225 lbs.)        |
| DT  | 50 | Josiah Weyandt (So.   6-0   235 lbs.)     |
|     | 78 | Bradley Miller (Fr.   6-0   260 lbs.)     |
| DT  | 94 | Dwight Collins Jr. (Gr.   5-9   280 lbs.) |
|     | 79 | Sam Dippolito (So.   5-9   270 lbs.)      |
| DE  | 15 | Max Pisula (Sr.   6-2   215 lbs.)         |
|     | 91 | Andrew Gelin (So.   6-2   235 lbs.)       |
| LB  | 45 | Nathan Sullivan (Sr.   5-11   205 lbs.)   |
|     | 35 | Reiley Wiant (So.   6-2   210 lbs.)       |
| LB  | 8  | Wiley Purry (So.   5-11   230 lbs.)       |
|     | 40 | Jonathan Puddie (Fr.   5-9   200 lbs.)    |
| SAF | 7  | KeShawn Davis (Jr.   6-1   175 lbs.)      |
|     | 16 | Alex St. Julien (Fr.   6-0   170 lbs.)    |
| CB  | 16 | Alex St. Julien (Fr.   6-0   170 lbs.)    |
|     | 9  | Jaydon Fischer (So.   5-11   180 lbs.)    |
| FS  | 18 | Robbie Labuda (Fr.   6-3   180 lbs.)      |
|     | 9  | Jaydon Fischer (So.   5-11   180 lbs.)    |
| CB  | 0  | Ethan Facey (Jr.   5-10   185 lbs.)       |
|     | 11 | Devon Dean-Coles (Fr.   6-2   170 lbs.)   |
| SS  | 22 | Kyle Murray (So.   5-10   180 lbs.)       |
|     | 9  | Jaydon Fischer (So.   5-11   180 lbs.)    |

## SPECIAL TEAMS

|    |    |   |
|----|----|---|
| K  | 47 | Justin Emeigh (So.   5-11   175 lbs.)     |
|    | 6  | Daishaun Alexander (Fr.   6-3   225 lbs.) |
| H  | 14 | Zac Herbinko (Jr.   5-11   190 lbs.)      |
|    | 89 | Tyler Martin (Jr.   5-11   180 lbs.)      |
| KR | 11 | Luke Levendosky (So.   6-0   175 lbs.)    |
|    | 12 | Austin Wells (Fr.   6-2   185 lbs.)       |
|    | 3  | Kaelib McElroy (Sr.   5-9   185 lbs.)     |
| P  | 22 | Kyle Murray (So.   5-10   180 lbs.)       |
|    | 6  | Daishaun Alexander (Fr.   6-3   225 lbs.) |
| LS | 88 | James Sword (Sr.   6-6   220 lbs.)        |
|    | 80 | Airshad Mohamed (So.   6-3   230 lbs.)    |
| PR | 7  | Wayne Corbin Jr. (Fr.   5-9   175 lbs.)   |
|    | 86 | Keegan O'Brien (Fr.   5-9   165 lbs.)     |

## THIEL COLLEGE PROBABLE DEPTH CHART

## OFFENSE

|    |    |  |
|----|----|--|
| LT | 61 | Jarren Daniels (Sr.   6-5   255 lbs.)    |
|    | 64 | Conrad Johnson (Fr.   6-4   275 lbs.)    |
| LG | 66 | Beny Ortiz (So.   5-10   270 lbs.)       |
|    | 52 | Justin Aughinbagh (Fr.   6-2   310 lbs.) |
| C  | 77 | Lucas Buchanan (Sr.   6-0   325 lbs.)    |
|    | 70 | Josh Tellez (Fr.   6-1   185 lbs.)       |
| RG | 72 | Christian Spady (Fr.   6-1   260 lbs.)   |
|    | 71 | Benjamin Collins (Fr.   6-0   280 lbs.)  |
| RT | 79 | Zak Dillingham (Jr.   6-0   308 lbs.)    |
|    | 69 | Jacob Traupman (Sr.   6-3   269 lbs.)    |
| TE | 2  | Donny Pattison (Sr.   6-2   239 lbs.)    |
|    | 44 | Andrew Dupree (Fr.   6-0   240 lbs.)     |
| WR | 8  | Chase Lawler (Jr.   6-1   195 lbs.)      |
|    | 12 | Jaylen Benjamin (So.   5-8   150 lbs.)   |
| WR | 11 | Jamar Jeter (So.   5-8   155 lbs.)       |
|    | 86 | Andrew Hansen (So.   6-1   195 lbs.)     |
| WR | 17 | Blake Joseph (Sr.   5-9   170 lbs.)      |
|    | 89 | Brett Channell (Fr.   6-0   155 lbs.)    |
| QB | 5  | Joseph Fell (Fr.   5-9   170 lbs.)       |
|    | 19 | Scott Oliver (So.   6-4   204 lbs.)      |
| RB | 6  | Andy Plowden (Sr.   5-8   230 lbs.)      |
|    | 23 | Jorden Collier (So.   5-11   214 lbs.)   |

## DEFENSE

|    |    |  |
|----|----|--|
| DE | 33 | Jaellen Rose (Jr.   5-10   200 lbs.)     |
|    | 91 | Dylan Ahern (Fr.   6-2   195 lbs.)       |
| DT | 9  | Chad Morningstar (Jr.   6-1   275 lbs.)  |
|    | 93 | Armon Joiner (Fr.   6-2   238 lbs.)      |
| DT | 99 | Luke Faber (Jr.   6-5   264 lbs.)        |
|    | 90 | Darius Johnson (Fr.   5-10   274 lbs.)   |
| DE | 92 | Jordan Volpe (Sr.   5-10   223 lbs.)     |
|    | 55 | D'Angelo Cates (Fr.   6-3   225 lbs.)    |
| SS | 24 | Matt Jordan (Fr.   5-8   175 lbs.)       |
|    | 43 | Jackson Pletcher (Sr.   5-10   205 lbs.) |
| LB | 14 | Jared Curcio (Sr.   5-11   210 lbs.)     |
|    | 15 | Dante Edwards (So.   6-2   186 lbs.)     |
| SS | 10 | Donnovan Blue (Sr.   5-8   185 lbs.)     |
|    | 37 | Thomas Wilson (Sr.   5-10   170 lbs.)    |
| CB | 7  | Donelle Thomas (Sr.   5-11   175 lbs.)   |
|    | 30 | Keyshon Talley (Fr.   5-10   165 lbs.)   |
| SS | 4  | Raymond Jackson (Sr.   5-10   160 lbs.)  |
|    | 27 | Hunter Knapczyk (Sr.   5-7   196 lbs.)   |
| FS | 0  | Darnell Jordan (Sr.   5-5   130 lbs.)    |
|    | 18 | Caleb Shuler (Sr.   6-3   170 lbs.)      |
| CB | 13 | Justin Logan (Jr.   5-11   190 lbs.)     |
|    | 26 | Da'Mier Clark (Fr.   5-9   150 lbs.)     |

## SPECIAL TEAMS

|    |    |   |
|----|----|---|
| K  | 16 | Preston Lefkowitz (Fr.   5-11   165 lbs.) |
|    | 40 | Rasce Stefanowicz (Fr.   5-10   165 lbs.) |
| H  | 8  | Chase Lawler (Jr.   6-1   195 lbs.)       |
|    | 31 | Ryan Selig (Sr.   5-9   183 lbs.)         |
| KR | 8  | Chase Lawler (Jr.   6-1   195 lbs.)       |
|    | 23 | Jorden Collier (So.   5-11   214 lbs.)    |
| P  | 80 | Adam Devin (Fr.   5-10   157 lbs.)        |
|    | 16 | Preston Lefkowitz (Fr.   5-11   165 lbs.) |
| LS | 54 | Alexander Mittner (So.   5-8   194 lbs.)  |
|    | 43 | Jackson Pletcher (Sr.   5-10   205 lbs.)  |
| PR | 7  | Donelle Thomas (Sr.   5-11   175 lbs.)    |
|    | 35 | Dustin Miller (Fr.   5-10   180 lbs.)     |



2023 SAINT VINCENT COLLEGE ROSTER

| No. | Name                | Yr  | Pos.  | Ht.  | Wt. | Hometown/High School                          |
|-----|---------------------|-----|-------|------|-----|---|
| 0   | Ethan Facey         | Jr. | DB    | 5-10 | 185 | Gambrills, Md. / Arundel                      |
| 1   | Ahmad Shaw          | Gr. | DB    | 5-10 | 190 | Fairfax, Va. / Hayfield                       |
| 2   | Evan Brozenich      | Jr. | DB    | 6-2  | 195 | Hollidaysburg, Pa. / Hollidaysburg Area       |
| 2   | Brandon Saint-Preux | So. | RB    | 5-9  | 180 | Fort Lauderdale, Fla. / Archbishop McCarthy   |
| 3   | Cameron Jackson     | Jr. | DL    | 6-2  | 220 | Oakmont, Pa. / Riverview                      |
| 3   | Kaelib McElroy      | Sr. | WR    | 5-9  | 185 | Hagerstown, Md. / North Hagerstown            |
| 4   | Molayo Irefin       | Sr. | WR    | 5-11 | 180 | Bowie, Md. / Archbishop Spalding              |
| 5   | Brayden Boggs       | So. | QB    | 5-10 | 180 | Perryopolis, Pa. / Frazier                    |
| 6   | Daishaun Alexander  | Fr. | P/K   | 6-3  | 225 | Greensburg, Pa. / Greensburg Salem            |
| 6   | Jeffrey Downs II    | Jr. | WR    | 6-1  | 185 | Murrysville, Pa. / Franklin Regional          |
| 7   | Wayne Corbin Jr.    | Jr. | WR    | 5-9  | 175 | Baltimore, Md. / Calvert Hall                 |
| 7   | KeShawn Davis       | Jr. | DB    | 6-1  | 170 | Rankin, Pa. / Woodland Hills                  |
| 8   | Wiley Purry         | Jr. | ILB   | 5-11 | 230 | Long Beach, Calif. / Long Beach Poly          |
| 8   | Austin Slye         | Sr. | QB    | 5-11 | 165 | Odenton, Md. / Arundel Senior                 |
| 9   | Jaydon Fischer      | So. | DB    | 5-11 | 180 | Cranberry Township, Pa. / Seneca Valley       |
| 9   | Blake Jones         | Fr. | QB    | 6-5  | 210 | Waynesboro, Va. / Waynesboro                  |
| 10  | Matthew Esdelle     | Jr. | WR    | 6-0  | 185 | Clarksburg, Md. / Clarksburg                  |
| 11  | Devon Dean-Coles    | Fr. | DB    | 6-2  | 170 | West Mifflin, Pa. / Clairton                  |
| 11  | Luke Levendosky     | So. | QB    | 6-0  | 175 | North Huntingdon, Pa. / Norwin                |
| 12  | Austin Wells        | Fr. | WR    | 6-2  | 185 | East Pittsburgh, Pa. / Woodland Hills         |
| 13  | Tyler Horn          | So. | WR    | 5-11 | 175 | Jeannette, Pa. / Jeannette                    |
| 13  | Koron Lambert       | Jr. | ILB   | 5-8  | 195 | Baltimore, Md. / Mount Saint Joesph's         |
| 14  | Zac Herbinko        | Jr. | WR    | 5-11 | 195 | Valencia, Pa. / Deer Lakes                    |
| 14  | Mekhi Wells         | Fr. | DB    | 5-10 | 160 | West Palm Beach, Fla. / Palm Beach Lakes      |
| 15  | Chris Downs         | Fr. | WR    | 6-1  | 175 | Gambrills, Md. / Arundel                      |
| 15  | Max Pisula          | Sr. | DL/FB | 6-2  | 215 | Scottsdale, Pa. / Greensburg Central Catholic |
| 16  | Stevie Oursler      | Fr. | QB    | 6-0  | 175 | Prince Frederick, Md. / Calvert Hall          |
| 16  | Alex St. Julien     | Fr. | DB    | 6-0  | 170 | Palm Beach Gardens, Fla. / William T. Dwyer   |
| 17  | Brian Boyd          | Jr. | DB    | 5-11 | 175 | Annandale, Va. / Annandale                    |
| 17  | Jaret Yonker        | Fr. | QB    | 6-3  | 200 | Pawleys Island, S.C. / Waccamaw               |
| 18  | Wesley Badger       | Fr. | P     | 5-11 | 170 | Bellefonte, Pa. / Bellefonte                  |
| 18  | Robbie Labuda       | Fr. | DB    | 6-3  | 180 | Mount Pleasant, Pa. / Mount Pleasant          |
| 19  | Lance Bender        | Fr. | QB    | 6-4  | 210 | Cumberland, Md. / Fort Hill                   |
| 20  | Ty Martin           | Fr. | RB    | 5-11 | 170 | Florence, S.C. / Dillon                       |
| 21  | Tonio Evans         | So. | DB    | 6-0  | 160 | Homestead, Fla. / Somerset Academy            |
| 22  | Kyle Murray         | So. | DB/P  | 5-10 | 180 | Altoona, Pa. / Altoona                        |
| 23  | Richie Woods        | Fr. | RB    | 5-9  | 185 | Venetia, Pa. / Peters Township                |
| 24  | Brandon Nolder      | Jr. | DB    | 6-0  | 185 | Farmington, Pa. / South Allegheny             |
| 25  | Vinny Chirdon       | Fr. | TE    | 6-1  | 210 | Loretto, Pa. / Penn Cambria                   |
| 26  | Colin Coleman       | Jr. | RB    | 5-9  | 175 | Bronx, N.Y. / Mt. Saint Michael Academy       |
| 27  | Laird Stover        | Sr. | DB    | 6-0  | 185 | Titusville, Pa. / Titusville                  |
| 28  | Tyler Scott         | Fr. | RB    | 5-11 | 170 | Castaic, Calif. / West Ranch                  |
| 30  | Tyler Bewszka       | So. | RB    | 5-8  | 170 | Export, Pa. / Franklin Regional               |
| 31  | Richard Raphael Jr. | Fr. | DB    | 5-10 | 155 | Hollywood, Fla. / McArthur                    |
| 32  | Gino Caesar         | Fr. | RB    | 5-10 | 195 | Greensburg, Pa. / Hempfield                   |
| 33  | Sayvion Willis      | So. | RB    | 5-9  | 240 | Erie, Pa. / Collegiate Academy                |
| 34  | Philo Bassous       | So. | RB    | 5-7  | 160 | Oviedo, Fla. / Bishop Moore                   |
| 35  | Reiley Wiant        | So. | OLB   | 6-2  | 210 | Belle Vernon, Pa. / Belle Vernon Area         |
| 36  | Sylus Hilaire       | Fr. | DB    | 5-11 | 175 | Homestead, Fla. / Somerset Academy            |
| 38  | Zach Bewszka        | Fr. | RB    | 5-7  | 165 | Export, Pa. / Franklin Regional               |
| 39  | Tyler Harpst        | Fr. | DB    | 5-10 | 170 | Pittsburgh, Pa. / Mount Lebanon               |
| 40  | Jonathan Puddie     | Fr. | ILB   | 5-9  | 195 | Coral Springs, Fla. / Coral Glades            |
| 41  | Danny Phershayaphai | Fr. | DB    | 5-9  | 155 | Woodbridge, Va. / John R. Lewis               |
| 43  | Jake Hostetler      | Fr. | OLB   | 5-11 | 185 | Windber, Pa. / Windber                        |
| 44  | Pete Billy          | Jr. | TE    | 6-3  | 250 | Mount Pleasant, Pa. / Mount Pleasant          |
| 45  | Nathan Sullivan     | Sr. | LB    | 5-11 | 205 | Elizabeth, Pa. / Elizabeth Forward            |
| 46  | Storm Miller        | Fr. | OLB   | 6-0  | 210 | Stephens City, Va. / Sherando                 |
| 47  | Justin Emeigh       | So. | K     | 5-11 | 170 | New Oxford, Pa. / Delone Catholic             |
| 48  | Nick Donofrio       | Fr. | OLB   | 6-0  | 175 | Novelty, Ohio / West Geagua                   |
| 49  | Tony Ferreira       | Fr. | DB    | 5-9  | 170 | Easton, Md. / Easton                          |
| 50  | Josiah Weyandt      | So. | DL    | 6-0  | 235 | Bedford, Pa. / Bedford                        |

| No. | Name                  | Yr  | Pos.  | Ht.  | Wt. | Hometown/High School                             |
|-----|-----------------------|-----|-------|------|-----|--|
| 51  | Isaac Samsel          | Fr. | DL    | 5-7  | 210 | Clearfield, Pa. / Clearfield                     |
| 53  | Anthony Capozzoli     | So. | OL    | 5-11 | 240 | Canonsburg, Pa. / Chartiers-Houston              |
| 54  | Nathan Bettwy         | Sr. | OL    | 5-11 | 235 | Duncansville, Pa. / Hollidaysburg Area           |
| 55  | Gage Howard           | So. | DL    | 5-11 | 195 | Springdale, Pa. / Springdale                     |
| 56  | Christian Ciecierski  | Sr. | OL    | 5-11 | 230 | Murrysville, Pa. / Franklin Regional             |
| 57  | Tyron Rich            | Fr. | DL    | 5-11 | 290 | Alexandria, Va. / Hayfield                       |
| 58  | Joel Loomis           | Sr. | OL    | 5-11 | 260 | Dingmans Ferry, Pa. / Delaware Valley            |
| 60  | Andrew Pakstis        | Fr. | OL    | 6-1  | 245 | Central City, Pa. / Bishop McCort                |
| 61  | Will Mueller          | Fr. | DL    | 5-11 | 260 | Greensburg, Pa. / Hempfield                      |
| 62  | Connor Petrunak       | Sr. | OL    | 6-1  | 290 | Latrobe, Pa. / Greensburg Central Catholic       |
| 64  | Dean Crissman         | Fr. | OL    | 6-2  | 240 | N. Huntingdon, Pa. / Greensburg Central Catholic |
| 67  | Fernando Barrera Jr.  | Fr. | OL    | 5-11 | 280 | Homestead, Fla. / Somerset Academy               |
| 68  | Ceronel Cerisier II   | So. | OL    | 6-1  | 250 | North Miami, Fla. / Dr. Michael M. Krop          |
| 71  | Daniel Calabrace      | Fr. | OL    | 5-11 | 265 | Latrobe, Pa. / Greater Latrobe                   |
| 72  | Colby Missel          | Jr. | OL    | 6-2  | 255 | Annapolis, Md. / Archbishop Spalding             |
| 74  | Tim Pollock           | Jr. | OL    | 6-4  | 285 | Pittsburgh, Pa. / Upper Saint Clair              |
| 75  | Diondre Chatman       | Fr. | DL    | 5-11 | 265 | Johnstown, Pa. / Bishop McCort                   |
| 76  | Mason Raymond         | Fr. | OL    | 6-0  | 235 | Gallitzin, Pa. / Penn Cambria                    |
| 77  | Eamonn Costello       | So. | OL    | 6-0  | 285 | Pittsburgh, Pa. / Woodland Hills                 |
| 78  | Bradley Miller        | Fr. | DL    | 6-0  | 260 | Saltsburg, Pa. / River Valley                    |
| 79  | Sam Dippolito         | So. | DL    | 5-9  | 270 | Rillton, Pa. / Yough                             |
| 80  | Airshad Mohamed       | So. | TE    | 6-3  | 230 | Fort Lauderdale, Fla. / Hollywood Hills          |
| 81  | Dammion Bundridge     | Jr. | WR    | 6-2  | 200 | Carnegie, Pa. / Chartiers Valley                 |
| 83  | Aiden Takach          | Fr. | WR    | 5-11 | 165 | Erie, Pa. / Harbor Creek                         |
| 85  | Matt Clapper          | Fr. | TE    | 6-2  | 235 | Hudson, Ohio / Hudson                            |
| 86  | Keegan O'Brien        | Fr. | WR    | 5-9  | 165 | Chester, Md. / Kent Island                       |
| 87  | Koen Lefever          | Fr. | WR    | 6-4  | 195 | Lake Mary, Fla. / Lake Mary Prep                 |
| 88  | James Sword           | Sr. | DL/LS | 6-6  | 220 | Hagerstown, Md. / North Hagerstown               |
| 89  | Tyler Martin          | Jr. | K/P   | 5-11 | 180 | Greensburg, Pa. / Hempfield                      |
| 90  | Payton Hrehovchak     | Jr. | OLB   | 5-11 | 225 | Greensburg, Pa. / Greater Latrobe                |
| 91  | Andrew Gelin          | So. | DL    | 6-2  | 235 | Lauderhill, Fla. / Saint Thomas Aquinas          |
| 92  | Ryan Snyder           | Fr. | DL    | 6-3  | 225 | Dallstown, Pa. / Dallstown                       |
| 94  | Dwight Collins Jr.    | Gr. | DL    | 5-9  | 280 | Orlando, Fla. / Edgewater                        |
| 95  | Ryan Dupre            | Fr. | DL    | 6-0  | 230 | Armagh, Pa. / United                             |
| 96  | Chris Lanier          | Fr. | DL    | 6-1  | 325 | Akron, Ohio / Cuyahoga Falls                     |
| 98  | Maurice Shaw-Hill Jr. | Fr. | DL    | 5-10 | 280 | Miami, Fla. / Miami Springs                      |

COACHING STAFF

Head Coach: Aaron Smetanka  
Phil Hamilton (Offensive Coordinator/Quarterbacks); John Bell (Defensive Coordinator/Defensive Line); J.J. Eckels (Special Teams Coordinator/Wide Receivers); John Bainbridge (Offensive Line); David Neil (Offensive Line); Ron Baldonieri (Defensive Backs); Richard Medeiros (Tight Ends/Assistant Manager of Operations); Terron Colson (Linebackers); Chris Brown (Running Backs); Jason Ross (Special Teams Assistant); Rob McElhaney (Manager of Operations)

PRONUNCIATIONS

|    |                     |    |                          |
|----|---------------------|----|--------------------------|
| 2  | Evan bro-ZEN-itch   | 54 | Nate BET-wee             |
| 2  | Brandon saint-PROO  | 56 | Christian see-SEER-skee  |
| 3  | Kaelib mick-ELL-roy | 62 | Connor PET-roo-nak       |
| 15 | Max puh-ZOO-lah     | 71 | Daniel cal-luh-BRASE     |
| 25 | Vinny CHEER-don     | 79 | Sam de-POLL-luh-toe      |
| 30 | Tyler BYOO-ska      | 90 | Payton her-ROVE-chak     |
| 34 | PHYE-low buh-SOOS   | 91 | Andrew GELL-lin (hard G) |
| 38 | Zach BYOO-ska       | 95 | Ryan do-PREE             |
| 41 | Danny PURRSH-ya-fye |    |                          |
| 47 | Justin AMY          |    |                          |

# 2023 THIEL COLLEGE ROSTER

| No.     | Name               | Yr. | Pos. | Ht.  | Wt. | Hometown/High School                       |
|---------|--------------------|-----|------|------|-----|--|
| 0.....  | Darnell Jordan     | Sr. | DB   | 5-5  | 130 | Pittsburgh, Pa. / Westinghouse             |
| 2.....  | Donny Pattison     | Sr. | TE   | 6-2  | 239 | Bradford, Pa. / Bradford Area              |
| 3.....  | Randall Miller     | Jr. | SS   | 6-1  | 185 | Mineral Ridge, Ohio / Mineral Ridge        |
| 4.....  | Raymond Jackson    | Sr. | DB   | 5-10 | 160 | Pittsburgh, Pa. / Imani Christian          |
| 5.....  | Joseph Fell        | Fr. | QB   | 5-9  | 170 | Warren, Ohio / Champion                    |
| 6.....  | Andrew Plowden     | Sr. | RB   | 5-8  | 230 | Homewood, Pa. / Penn Hills Charter         |
| 7.....  | Donelle Thomas     | Sr. | DB   | 5-11 | 175 | Miramar, Fla. / Miami Carol                |
| 8.....  | Chase Lawler       | Jr. | WR   | 6-1  | 195 | Etters, Pa. / Red Land                     |
| 9.....  | Chad Morningstar   | Jr. | DL   | 6-1  | 275 | Saxton, Pa. / Tussey Mountain              |
| 10..... | Donnovan Blue      | Sr. | DB   | 5-8  | 185 | Pittsburgh, Pa. / Penn Hills               |
| 11..... | Jamar Jeter        | So. | WR   | 5-8  | 155 | Aliquippa, Pa. / Aliquippa                 |
| 12..... | Jaylen Benjamin    | So. | WR   | 5-8  | 150 | Hartsville, S.C. / Hartsville              |
| 13..... | Justin Logan       | Jr. | DB   | 5-11 | 190 | North Chesterfield, Va. / James River      |
| 14..... | Jared Curcio       | Sr. | LB   | 5-11 | 210 | Avonmore, Pa. / Kiski Area                 |
| 14..... | Shaquanny James    | Fr. | QB   | 5-10 | 185 | Brooklyn, N.Y. / George Westinghouse       |
| 15..... | Dante Edwards      | So. | LB   | 6-2  | 186 | Harrisonburg, Va. / Harrisonburg           |
| 16..... | Preston Lefkowitz  | Fr. | K    | 5-11 | 165 | Warren, Ohio / Champion                    |
| 17..... | Blake Joseph       | Sr. | WR   | 5-9  | 170 | Canonsburg, Pa. / Canon-McMillan           |
| 18..... | Christian Marantis | Fr. | QB   | 6-0  | 200 | Poland, Ohio / Poland Seminary             |
| 18..... | Caleb Shuler       | Sr. | DB   | 6-3  | 170 | New Brighton, Pa. / New Brighton           |
| 19..... | Scott Oliver       | So. | QB   | 6-4  | 204 | Hunlock Creek, Pa. / Northwest Area        |
| 20..... | Tyren Harrell      | Sr. | SS   | 6-1  | 171 | Pittsburgh, Pa. / Imani Christian          |
| 21..... | Ameer Grandberry   | Fr. | WR   | 5-10 | 150 | Harrisburg, Pa. / Harrisburg               |
| 23..... | Jorden Collier     | So. | RB   | 5-11 | 214 | Ypsilanti, Mich. / Lincoln                 |
| 24..... | Matt Jordan        | Fr. | SS   | 5-8  | 175 | New Castle, Pa. / Kennedy Catholic         |
| 25..... | Jalen Douglas      | Jr. | DB   | 5-4  | 144 | Walkertown, N.C. / Walkertown              |
| 25..... | Deon Logan         | Jr. | RB   | 5-10 | 190 | Richmond, Va. / James River                |
| 26..... | Da'Mier Clark      | Fr. | DB   | 5-9  | 150 | McKeesport, Pa. / McKeesport               |
| 27..... | Hunter Knapczyk    | Sr. | WR   | 5-7  | 196 | Port Saint Lucie, Fla. / Gateway Kissimmee |
| 30..... | Keyshon Talley     | Fr. | DB   | 5-10 | 165 | Niles, Ohio / Niles McKinley               |
| 31..... | Ryan Selig         | Sr. | DB   | 5-9  | 183 | Brooklyn Heights, Ohio / Cuyahoga Heights  |
| 32..... | Jeffrey Badger     | So. | LB   | 5-10 | 175 | Mercer, Pa. / Mercer Area                  |
| 33..... | Jaellen Rose       | Jr. | DL   | 5-10 | 201 | Midlothian, Va. / James River              |
| 34..... | James Fulmore      | Fr. | RB   | 6-1  | 176 | McKeesport, Pa. / McKeesport               |
| 35..... | Dustin Miller      | Fr. | RB   | 5-10 | 180 | Cochran, Pa. / Cochran                     |
| 36..... | Tavion Bartee      | Fr. | RB   | 5-10 | 238 | Charlottesville, Va. / Albemarle           |
| 37..... | Thomas Wilson      | Sr. | SS   | 5-10 | 172 | Coudersport, Pa. / Coudersport             |
| 38..... | Shaemus Moorhead   | Fr. | LB   | 6-0  | 225 | Pittsburgh, Pa. / Upper Saint Clair        |
| 40..... | Jayden Matos       | Fr. | DB   | 6-0  | 180 | Astoria, N.Y. / Information Technology     |
| 40..... | Rasce Stefanowicz  | Fr. | K    | 5-10 | 165 | Greenville, Pa. / Greenville               |
| 43..... | Jackson Pletcher   | Sr. | SS   | 5-10 | 204 | DuBois, Pa. / DuBois                       |
| 44..... | Andrew Dupree      | Fr. | LB   | 6-0  | 240 | Harper Woods, Mich. / Grosse Pointe North  |
| 45..... | Anthony Joiner     | Fr. | DB   | 5-8  | 175 | Cleveland, Ohio / Ginn Academy             |
| 46..... | Ryan Hardware      | So. | DB   | 5-9  | 160 | Loganville, Ga. / Archer                   |
| 47..... | Yousaf Ahmed       | Fr. | DB   | 6-2  | 182 | Sterling, Va. / Park View                  |
| 48..... | Ethan Narby        | Fr. | TE   | 5-11 | 215 | Bath, N.Y. / Haverling                     |
| 49..... | Dreyvin Livingston | Jr. | DB   | 5-6  | 140 | Greenville, Pa. / Reynolds                 |
| 50..... | Deondre Brown      | Jr. | DL   | 5-11 | 243 | Coatesville, Pa. / Coatesville             |
| 51..... | James Kliner       | Fr. | DL   | 6-1  | 203 | Elizabethtown, Pa. / Elizabethtown Area    |
| 52..... | Justin Aughinbaugh | Fr. | OL   | 6-2  | 310 | Twinsburg, Ohio / Twinsburg                |
| 54..... | Alexander Mittner  | So. | DL   | 5-8  | 194 | New Brighton, Pa. / New Brighton           |
| 55..... | D'Angelo Cates     | Fr. | DL   | 6-3  | 225 | Gaithersburg, Md. / Gaithersburg           |
| 56..... | Mekhi Carroll      | Fr. | DL   | 6-2  | 215 | Syracuse, N.Y. / E. Syracuse-Minoa Central |
| 57..... | Andrew Thompson    | So. | LB   | 5-8  | 185 | Atlanta, Ga. / North Clayton               |

| No.     | Name                   | Yr. | Pos. | Ht.  | Wt. | Hometown/High School                         |
|---------|------------------------|-----|------|------|-----|--|
| 59..... | Jason Panich           | Fr. | LB   | 5-6  | 200 | Willoughby, Ohio / Willoughby South          |
| 61..... | Jarren Daniels         | Sr. | OL   | 6-5  | 255 | Alliance, Ohio / Alliance                    |
| 62..... | Jacob Cordon           | Fr. | OL   | 6-2  | 350 | Whitehall, Pa. / Whitehall                   |
| 64..... | Conrad Johnson         | Fr. | OL   | 6-4  | 275 | Sewickley, Pa. / North Allegheny             |
| 66..... | Beny Ortiz             | So. | OL   | 5-10 | 270 | Campbell, Ohio / Memorial                    |
| 69..... | Jacob Traupman         | Sr. | OL   | 6-3  | 269 | Baden, Pa. / Ambridge                        |
| 70..... | Josh Tellez            | Fr. | DL   | -    | -   | Severn, Md. / Meade                          |
| 71..... | Benjamin Collins       | Fr. | OL   | 6-0  | 280 | Mineral Ridge, Ohio / Mineral Ridge          |
| 72..... | Christian Spady        | Fr. | OL   | 6-1  | 260 | Philadelphia, Pa. / Roman Catholic           |
| 73..... | Christian Good         | Jr. | OL   | 6-0  | 250 | Carlisle, Pa. / Carlisle                     |
| 74..... | Chris Slaven           | Jr. | OL   | 6-3  | 333 | Bridgeville, Pa. / Chartiers Valley          |
| 75..... | Eliazar Mercado        | Fr. | OL   | 6-1  | 330 | Bristol, Pa. / Bucks County Technical        |
| 76..... | Connor Paolucci        | Fr. | OL   | 6-0  | 320 | Beaver Falls, Pa. / Beaver Falls             |
| 77..... | Lucas Buchanan         | Sr. | OL   | 6-0  | 325 | DuBois, Pa. / DuBois                         |
| 78..... | Raymere Carter         | Fr. | OL   | 6-2  | 340 | McKeesport, Pa. / McKeesport                 |
| 79..... | Zak Dillingham         | Jr. | OL   | 6-0  | 308 | Ford City, Pa. / Armstrong                   |
| 80..... | Adam Devine            | Fr. | P    | 5-10 | 157 | Dormont, Pa. / Seton LaSalle Catholic        |
| 81..... | Michael Toms           | Fr. | WR   | 5-9  | 155 | Bedford, Va. / Liberty                       |
| 84..... | Brandon Flock          | So. | TE   | 6-4  | 223 | Greensburg, Pa. / Hempfield                  |
| 85..... | Spencer Cleary         | Fr. | WR   | 6-4  | 175 | Geelong, Australia / The Geelong College     |
| 86..... | Andrew Hansen          | So. | WR   | 6-1  | 195 | Provo, Utah / Grand County                   |
| 88..... | Taliek Hall-Turner     | Fr. | WR   | 5-8  | 170 | Marshall, Va. / Fauquier                     |
| 89..... | Brett Channell         | Fr. | WR   | 6-0  | 155 | Warren, Ohio / Champion                      |
| 90..... | Darius Johnson         | Fr. | DL   | 5-10 | 274 | Cleveland, Ohio / Cleveland Central Catholic |
| 91..... | Dylan Ahern            | Fr. | DL   | 6-2  | 195 | Grove City, Pa. / Grove City Area            |
| 92..... | Jordan Volpe           | Sr. | DL   | 5-10 | 223 | Sharon, Pa. / Sharon                         |
| 93..... | Armon Joiner           | Fr. | DL   | 6-2  | 238 | Cleveland, Ohio / Ginn Academy               |
| 94..... | Yianni Panagiotopoulos | Jr. | DL   | 5-9  | 236 | Rockville, Md. / Rockville                   |
| 95..... | Kaleb McDowell         | So. | DL   | 6-1  | 168 | Winchester, Va. / James Woods                |
| 96..... | Atreal Mayfield        | Fr. | DL   | 5-11 | 250 | Niagara Falls, N.Y. / Niagara Falls          |
| 97..... | Vincent Larabee        | Fr. | DL   | 6-0  | 197 | Rome, N.Y. / Vernon-Verona-Sherrill          |
| 99..... | Luke Faber             | Jr. | DL   | 6-4  | 264 | Greenville, Pa. / Reynolds                   |

## COACHING STAFF

Head Coach: Sam Bauman

Derrell Johnson-Koulianos (Offensive Coordinator/Quarterbacks); Andrew Geisler (Defensive Coordinator/Defensive Backs); Chris Parry (Wide Receivers); Kevin McLane (Defensive Line); Dan Myers (Running Backs); Lou Orth (Offensive Line); Brendan Rivers (Safeties); Zackery Thrasher (Tight Ends)

## PRONUNCIATIONS

|    |                          |    |                       |
|----|--------------------------|----|-----------------------|
| 14 | Curcio: Ker-See-oh       | 70 | Tellez: Ta-lez        |
| 14 | Shaquanny: Sha-quan-E    | 72 | Spady: Spade-E        |
| 16 | Lefkowitz: Lef-ko-witz   | 75 | Eliazar: El-eyes-ar   |
| 18 | Shuler: Shoe-ler         | 76 | Paolucci: Pa-looch-E  |
| 26 | Da'Mier: Da-Mear         | 78 | Raymere: Ray-mear     |
| 27 | Knapczyk: Kin-ap-shik    | 88 | Taliek: Ta-leak       |
| 31 | Selig: See-lig           | 89 | Channell: Cha-nell    |
| 36 | Tavion: Tay-vee-on       | 92 | Volpe: Vol-pee        |
| 38 | Shaemus: Shay-mus        | 94 | Panagiotopoulos:      |
| 47 | Yousaf Ahmed: You-siff   |    | Pan-ah-ja-top-oh-less |
| 52 | Aughinbaugh: Aaug-en-baw | 96 | Atreal: Ah-tree-ol    |
| 56 | Mekhi: Ma-Kigh           | 97 | Larabee: Lar-ah-bee   |
| 59 | Panich: Pan-ish          |    |                       |
| 62 | Cordon: Core-done        |    |                       |

## 2023 GAME-BY-GAME INDIVIDUAL LEADERS

| Opponent           | Passing Yds. | Rushing Yds.       | Carries          | Receptions           | Receiving Yds.       | Touchdowns | Tackles          |
|--------------------|--------------|--------------------|------------------|----------------------|----------------------|------------|------------------|
| <b>W&amp;J</b>     | Slye (63)    | Martin (60)        | Martin (8)       | Irefin (3)           | Irefin (33)          | --         | Purry (11)       |
| <b>CMU</b>         | Slye (130)   | Slye (28)          | Saint-Preaux (8) | Corbin Jr. (4)       | Esdelle/O'Brien (34) | --         | Purry (14)       |
| <b>Allegheny</b>   | Slye (165)   | Martin (96)        | Martin (15)      | McElroy (5)          | McElroy (74)         | Pisula (2) | Collins Jr. (10) |
| <b>Geneva</b>      | Slye (168)   | Martin (92)        | Martin (27)      | Billey/Bundridge (3) | Esdelle (69)         | Martin (2) | Weyandt (12)     |
| <b>Case</b>        | Slye (206)   | Caesar/Martin (15) | Martin (10)      | Esdelle (5)          | Esdelle (74)         | --         | Sullivan (8)     |
| <b>Waynesburg</b>  | Slye (115)   | Caesar (37)        | Caesar (8)       | Esdelle (4)          | Esdelle (53)         | --         | St. Julien (9)   |
| <b>Grove City</b>  | Slye (152)   | Saint-Preux (11)   | Saint-Preux (6)  | A. Wells (9)         | A. Wells (111)       | --         | Purry (14)       |
| <b>Westminster</b> | Slye (232)   | Saint-Preux (74)   | Saint-Preux (18) | McElroy (5)          | McElroy (107)        | Pisula (2) | Purry (11)       |
| <b>Thiel</b>       |              |                    |                  |                      |                      |            |                  |
| <b>Bethany</b>     |              |                    |                  |                      |                      |            |                  |

## MILESTONE GAMES

**10+ Tackles**

|                    |                   |                               |
|--------------------|-------------------|-------------------------------|
| Ethan Facey        | 10 (7 sol/3 ast)  | Nov. 5, 2022 vs. Waynesburg   |
| Wiley Purry        | 11 (3 sol/8 ast)  | Sept. 2, 2023 vs. W&J         |
| Wiley Purry        | 14 (3 sol/11 ast) | Sept. 9, 2023 at CMU          |
| Evan Brozenich     | 11 (8 sol/3 ast)  | Sept. 9, 2023 at CMU          |
| Dwight Collins Jr. | 10 (3 sol/7 ast)  | Sept. 16, 2023 vs. Allegheny  |
| Josiah Weyandt     | 12 (5 sol/7 ast)  | Sept. 30, 2023 at Geneva      |
| KeShawn Davis      | 11 (4 sol/7 ast)  | Sept. 30, 2023 at Geneva      |
| Max Pisula         | 11 (7 sol/4 ast)  | Sept. 30, 2023 at Geneva      |
| Wiley Purry        | 14 (8 sol/6 ast)  | Oct. 21, 2023 at Grove City   |
| Wiley Purry        | 11 (1 sol/10 ast) | Oct. 28, 2023 vs. Westminster |

**100+ yards Receiving**

|                |         |                                   |
|----------------|---------|-----------------------------------|
| Molayo Irefin  | 108 yds | Sept. 25, 2021 at Thiel           |
| Molayo Irefin  | 133 yds | Oct. 16, 2021 vs. Grove City      |
| Molayo Irefin  | 173 yds | Oct. 23, 2021 at Waynesburg       |
| Molayo Irefin  | 112 yds | Oct. 30, 2021 vs. Carnegie Mellon |
| Molayo Irefin  | 110 yds | Nov. 20, 2021 at FDU-Florham      |
| Molayo Irefin  | 107 yds | Oct. 8, 2022 at Case              |
| Molayo Irefin  | 103 yds | Oct. 22, 2022 at Allegheny        |
| Molayo Irefin  | 146 yds | Nov. 12, 2022 vs. Bethany         |
| Austin Wells   | 111 yds | Oct. 21, 2023 at Grove City       |
| Kaelib McElroy | 107 yds | Oct. 28, 2023 vs. Westminster     |

**300+ Yards Passing****100+ yards Rushing**



## 2023 SAINT VINCENT SCORING PLAYS

| Opp. | Qtr. | Time  | Play                               | Conversion     | Plays-Yards | TOP  |
|------|------|-------|------------------------------------|----------------|-------------|------|
| ALL  | 1st  | 12:19 | E. Facey 98 yd PAT return          | --             | --          | --   |
| ALL  | 2nd  | 13:22 | M. Pisula 5 yd run                 | J. Emeigh kick | 7-44        | 3:13 |
| ALL  | 3rd  | 05:02 | K. McElroy 44 yd pass from A. Slye | J. Emeigh kick | 2-45        | 0:50 |
| ALL  | 4th  | 04:03 | M. Pisula 2 yd run                 | J. Emeigh kick | 7-64        | 3:43 |
| GEN  | 1st  | 00:06 | Ty Martin 9 yd run                 | J. Emeigh kick | 11-80       | 5:02 |
| GEN  | 2nd  | 05:44 | Ty Martin 6 yd run                 | J. Emeigh kick | 6-65        | 3:34 |
| GEN  | 2nd  | 01:33 | Max Pisula 4 yd run                | J. Emeigh kick | 3-14        | 1:23 |
| GEN  | 2nd  | 00:08 | Austin Wells 0 yd fumble recovery  | J. Emeigh kick | --          | --   |
| WES  | 3rd  | 08:13 | Max Pisula 2 yd run                | J. Emeigh kick | 6-66        | 2:22 |
| WES  | 3rd  | 06:02 | Max Pisula 6 yd run                | J. Emeigh Kick | 5-47        | 2:11 |
| WES  | 4th  | 09:40 | K. McElroy 49 yd pass from A. Slye | Pass failed    | 9-75        | 4:34 |

## 2023 SUPERLATIVES

### INDIVIDUAL GAME HIGHS

|                           |  |
|---------------------------|--|
| Rushes .....              | 27, Ty Martin at Geneva (9/30/23)                |
| Rushing Yards.....        | 96, Ty Martin vs. Allegheny (9/26/23)            |
| TD Rushes.....            | 2, Max Pisula vs. Allegheny (9/26/23)            |
| .....                     | 2, Ty Martin at Geneva (9/30/23)                 |
| .....                     | 2, Max Pisula vs. Westminster (10/28/23)         |
| Long Rush .....           | 30, Ty Martin vs. W&J (9/2/23)                   |
| Pass Attempts .....       | 29, Austin Slye vs. Westminster (10/28/23)       |
| Pass Completions .....    | 17, Austin Slye vs. CWRU (10/7/23)               |
| Passing Yards.....        | 232, Austin Slye vs. Westminster (10/28/23)      |
| TD Passes .....           | 1, Austin Slye vs. Allegheny (9/16/23)           |
| .....                     | 1, Austin Slye vs. Westminster (10/28/23)        |
| Receptions .....          | 9, Austin Wells at Grove City (10/21/23)         |
| Receiving Yards .....     | 111, Austin Wells at Grove City (10/21/23)       |
| Receiving TDs .....       | 1, Kaelib McElroy vs. Allegheny (9/16/23)        |
| .....                     | 1, Kaelib McElroy vs. Westminster (10/28/23)     |
| Field Goals.....          |  |
| Long Field Goal .....     |  |
| Punts.....                | 7, Kyle Murray vs. W&J (9/2/23)                  |
| Long Punt.....            | 66, Kyle Murray vs. W&J (9/2/23)                 |
| Long Punt Return .....    | 18, Wayne Corbin vs. Allegheny (9/16/23)         |
| Long Kickoff Return ..... | 31, Ethan Facey at CMU (9/9/23)                  |
| .....                     | 31, Luke Levendosky vs. Westminster (10/28/23)   |
| Tackles .....             | 14, Wiley Purry at CMU (9/9/23)                  |
| .....                     | 14, Wiley Purry at Grove City (10/21/23)         |
| Tackles for Loss.....     | 4.0, Max Pisula at Geneva (9/30/23)              |
| Sacks.....                | 2.0, Max Pisula at Geneva (9/30/23)              |
| Interceptions .....       | 1, FOUR TIMES                                    |
| .....                     | LAST - Devon Dean-Coles at Grove City (10/21/23) |

### TEAM GAME HIGHS

|                          |                                 |
|--------------------------|---------------------------------|
| Rushes .....             | 44, vs. Allegheny (9/16/23)     |
| Rushing Yards.....       | 160, vs. Allegheny (9/16/23)    |
| TD Rushes.....           | 3, at Geneva (9/30/23)          |
| Pass Attempts .....      | 29, vs. Westminster (10/28/23)  |
| Pass Completions .....   | 16, vs. Westminster (10/28/23)  |
| Passing Yards.....       | 232, vs. Westminster (10/28/23) |
| TD Passes .....          | 1, vs. Allegheny (9/16/23)      |
| .....                    | 1, vs. Westminster (10/28/23)   |
| Total Plays .....        | 70, vs. Allegheny (9/16/23)     |
| Total Offense .....      | 339, vs. Westminster (10/28/23) |
| Yards per Play.....      | 5.3, vs. Westminster (10/28/23) |
| First Downs .....        | 23, vs. Allegheny (9/16/23)     |
| Sacks By .....           | 3, vs. Allegheny (9/16/23)      |
| Time of Possession ..... | 36:11, vs. Allegheny (9/16/23)  |
| Penalties .....          | 9, vs. W&J (9/2/23)             |
| .....                    | 9, vs. CWRU (10/7/23)           |
| Penalty Yards.....       | 76, vs. CWRU (10/7/23)          |
| Interceptions by .....   | 2, vs. CWRU (10/7/23)           |
| Punts.....               | 8, vs. W&J (9/2/23)             |
| Punting Avg. ....        | 41.4 at Grove City (10/21/23)   |
| Punts I-20 .....         | 3, 9/16/23 vs. Allegheny        |
| Long Punt.....           | 66, vs. W&J (9/2/23)            |

## 2023 SUPERLATIVES

## OPPONENT INDIVIDUAL GAME HIGHS

|                            |                                       |
|----------------------------|---------------------------------------|
| Rushes .....               | 33, Ryan Gomes, WES (10/28/23)        |
| Rushing Yards .....        | 144, Nico Flati, GRO (10/21/23)       |
| TD Rushes .....            | 2, Joey McGinnis, CMU (9/9/23)        |
| .....                      | 2, Ryan Gomes, WES (10/28/23)         |
| Long Rush .....            | 24, Ryan Gomes, WES (10/28/23)        |
| Pass Attempts .....        | 32, Jack Johnson, Allegheny (9/16/23) |
| Pass Completions .....     | 21, Ben Mills, CMU (9/9/23)           |
| Passing Yards .....        | 292, Jacob Pugh, W&J (9/2/23)         |
| TD Passes .....            | 3, Jacob Pugh, W&J (9/2/23)           |
| .....                      | 3, Logan Pfueffer, GRO (10/21/23)     |
| Receptions .....           | 8, Dakota Romantino, WAY (10/14/23)   |
| .....                      | 8, Scott Fraser, GRO (10/21/23)       |
| Receiving Yards .....      | 132, Dakota Romantino, WAY (10/14/23) |
| Receiving Touchdowns ..... | 3, John Peduzzi, W&J (9/2/23)         |
| Field Goals .....          | 2, Joseph Rhodes V, CWRU (10/7/23)    |
| Long Field Goal .....      | 31, Ricky Hunter, W&J (9/2/23)        |
| Punts .....                | 6, Craig Sonson, WES (10/28/23)       |
| Long Punt .....            | 66, Kaveh Wojtowich, CMU (9/9/23)     |
| Long Punt Return .....     | 40, Gabe Dunlap, GRO (10/21/23)       |
| Long Kickoff Return .....  | 32, Gavin Greaves, WES (10/28/23)     |
| Tackles .....              | 13, Malcolm Denomme, ALL (9/16/23)    |
| Tackles for Loss .....     | 4.0, Malcolm Denomme, ALL (9/16/23)   |
| Sacks .....                | 3.0, Chase Nicomatti, WAY (10/14/23)  |
| Interceptions .....        | 2, Kevin Arcia, CMU (9/9/23)          |

## OPPONENT TEAM GAME HIGHS

|                        |                     |
|------------------------|---------------------|
| Rushes .....           | 57, GEN (9/30/23)   |
| Rushing Yards .....    | 241, W&J (9/2/23)   |
| Rushing Avg. ....      | 5.3, GRO (10/21/23) |
| TD Rushes .....        | 3, CMU (9/9/23)     |
| .....                  | 3, W&J (9/2/23)     |
| Pass Attempts .....    | 37, CMU (9/9/23)    |
| Pass Completions ..... | 24, W&J (9/2/23)    |
| Passing Yards .....    | 333, W&J (9/2/23)   |
| TD Passes .....        | 5, GRO (10/21/23)   |
| Total Plays .....      | 85, W&J (9/2/23)    |
| Total Offense .....    | 574, W&J (9/2/23)   |
| Yards per Play .....   | 6.8, W&J (9/2/23)   |
| First Downs .....      | 33, W&J (9/2/23)    |
| Sacks By .....         | 3, W&J (9/2/23)     |
| Penalties .....        | 8, W&J (9/2/23)     |
| Penalty Yards .....    | 80, CMU (9/9/23)    |
| Interceptions by ..... | 3, CMU (9/9/23)     |
| .....                  | 3, W&J (9/2/23)     |
| Punts .....            | 6, WES (10/28/23)   |
| Punting Avg. ....      | 45.0, W&J (9/2/23)  |
| Punts I-20 .....       | 2, WAY (10/14/23)   |
| Long Punt .....        | 66, CMU (9/9/23)    |



## THE LAST TIME THE BEARCATS...

|  |  |
|--|--|
| Had a player pass for 300+ yards .....         | Brady Walker, 315 yards, 10/22/2022 at Allegheny                                     |
| Had a player pass for five touchdowns .....    | Brady Walker, 10/22/2022 at Allegheny  |
| Had a player catch 3 touchdown passes .....    | Dalton Dietrich, 9/24/2016 vs. Grove City  |
| Had a player with 150+ receiving yards .....   | Molayo Irefin, 173 yards, 10/23/2021 at Waynesburg                                   |
| Had a player with 10+ receptions .....         | <b>Molayo Irefin, 10 receptions, 9/3/2022 vs. Stevenson</b>                          |
| Had 350+ passing/receiving yards .....         | 407 yards, 10/23/2021 at Waynesburg  |
| Had 300+ rushing yards .....                   | 377 yards (42 attempts), 10/3/2015 vs. Thiel   |
| Had 200+ rushing yards .....                   | 212 yards (39 attempts), 3/26/2021 at Bethany  |
| Scored three rushing touchdowns .....          | <b>at Geneva, 9/20/2023</b>  |
| Scored four rushing touchdowns .....           | vs. Grove City, 10/17/2018   |
| Had a player rush for 100+ yards .....         | D.J. Gray Jr., 118 yards, 9/17/2022 vs. Thiel  |
| Had a player rush for 150+ yards .....         | Mike Stasko, 157 yards, 11/16/2019 at Bethany  |
| Had a player rush for 200+ yards .....         | Tyler Donahue, 282 yards, 10/3/2015 vs. Thiel  |
| Had a player rush for three touchdowns .....   | Shavonta Craft, 9/10/2016 vs. Thiel  |
| Gained 500+ yards of total offense .....       | 517 yards, 11/13/2021 vs. Bethany  |
| Scored a special teams touchdowns .....        | <b>Austin Wells, fumble recovery on bad punt snap in end zone, 9/30/23 at Geneva</b> |
| Scored a kick return touchdown .....           | <b>Molayo Irefin, 100 yards, 11/5/22 vs. Waynesburg</b>                              |
| Scored a punt return touchdown .....           | <b>Molayo Irefin, 85 yards, 9/3/2022 vs. Stevenson</b>                               |
| Held an opponent under 50 yards rushing .....  | -20 yards, 11/13/2021 vs. Bethany  |
| Held an opponent under 100 yards passing ..... | 97 yards, 9/25/2021 at Thiel   |
| Held an opponent under 200 total yards .....   | <b>194 yards, 9/16/23 vs. Allegheny</b>  |
| Had 5+ sacks in a game .....                   | 6, 9/11/2021 at Bluffton   |
| Had four interceptions in a game .....         | 10/23/2021 at Waynesburg   |
| Had a player with 15+ tackles .....            | Kim Ornis, 15 tackles, 9/24/2016 vs. Grove City                                      |
| Scored a defensive touchdown .....             | Joanes Polynice, 74-yard fumble return, 11/5/22 vs. Waynesburg                       |
| Scored an interception return touchdown .....  | Derius May, 36-yard INT return, 11/13/2021 vs. Bethany                               |
| Blocked a punt .....                           | Mike Stasko, 10/12/2019 vs. Thiel  |
| Recorded a safety .....                        | Mike Stasko, 10/12/2019 vs. Thiel (blocked punt in the end zone)                     |
| Played in overtime .....                       | 10/1/2011 at Geneva (L, 20-23)   |
| Won in overtime .....                          | None in modern era   |

## LONGEST PLAYS/TEAM GAME RECORDS

|                                    |  |
|------------------------------------|--|
| Longest Field goal .....           | <b>42 - Justin Emeigh (10/22/2022 at Allegheny)</b>              |
| Longest Rush .....                 | 93 - Jairus Marlow (9/27/2008 vs. Waynesburg)                    |
| Longest Pass .....                 | 93 - Tyler Donahue to Damon Black Jr. (TD) (10/3/2015 vs. Thiel) |
| Longst Punt .....                  | 74 - Kyle Silk (9/11/2021 at Bluffton)                           |
| Longest Punt Return .....          | <b>85 - Molayo Irefin (TD) (9/3/2022 vs. Stevenson)</b>          |
| Longest Kick Return .....          | <b>100 - Molayo Irefin (TD) (11/5/2022 vs. Waynesburg)</b>       |
| Longest Defensive TD .....         | 95 - Dan Wirkowski (TD) (9/28/2013 vs. Waynesburg)               |
| Team Points .....                  | 65 - 10/3/2015 vs. Thiel   |
| Team Touchdowns .....              | 8 - (Multiple Times; Last 9/24/16 vs. Grove City)                |
| First Downs .....                  | 31 (11/13/2021 vs. Bethany)                                      |
| Net Yards Gained .....             | 613 (9/3/2016 at Alma)   |
| Most Rush Attempts .....           | 55 (9/3/2011 vs. Bridgewater)                                    |
| Most Rushing First Downs .....     | 18 (Twice; Last 11/2/2019 vs. Grove City)                        |
| Rushing Yards .....                | 377 (10/3/2015 vs. Thiel)  |
| Rushing Touchdowns .....           | 5 (10/3/2015 vs. Thiel)  |
| Passing Yards .....                | 442 (9/24/2016 vs. Grove City)                                   |
| Passing Touchdowns .....           | 7 (9/24/2016 vs. Grove City)                                     |
| Most Pass Attempts .....           | 48 (10/19/2016 vs. W&J)  |
| Most Passing First Downs .....     | 19 (10/23/2021 at Waynesburg)                                    |
| Most Passes Completed .....        | 30 (10/29/2016 vs. W&J)  |
| Fewest Yards Allowed .....         | 117 (10/6/2016 vs. Thiel)  |
| Fewest Rushing Yards Allowed ..... | -38 (10/12/2019 at Thiel)  |
| Fewest Passing Yards Allowed ..... | 13 (10/6/2018 vs. Thiel)   |
| Most Sacks .....                   | 6 (THREE TIMES - Last 9/11/2021 at Bluffton)                     |
| Most Passes Intercepted .....      | 4 (10/23/2021 at Waynesburg)                                     |
| Most Fumbles Recovered .....       | 4 (9/17/2016 vs. Geneva)   |
| Most Forced Turnovers .....        | 6 (9/17/2016 vs. Thiel)  |

## SAINT VINCENT COLLEGE SINGLE-GAME RECORDS

### Rushing Yards

270..... Tyler Donahue (10/3/15 vs. Thiel)  
 199..... Shavonta Craft (9/27/14 vs. Grove City)  
 180..... Mike Stasko (9/8/18 at Geneva)  
 158..... Tyler Donahue (10/17/15 vs. Thomas More)

### Rushing Touchdowns

3..... Shavonta Craft (9/10/16 at Thiel)  
 3..... Shavonta Craft (10/3/15 vs. Thiel)  
 3..... Andy Borgen (10/25/14 vs. Carnegie Mellon)

### Passing Yards

442..... Derek Stewart (9/24/16 vs. Grove City)  
 424..... Derek Stewart (9/3/16 at Alma)  
 418..... Derek Stewart (10/29/16 at W&J)  
 371..... Brady Walker (10/23/2021 at Waynesburg)

### Pass Attempts

47..... Derek Stewart (10/29/16 at W&J)  
 45..... Andy Borgen (11/9/16 at Grove City)

### Pass Completions

30..... Derek Stewart (11/12/2016 at Bethany)  
 30..... Derek Stewart (10/29/2016 at W&J)  
 29..... Andy Borgen (11/9/2013 at Grove City)  
 28..... Derek Stewart (9/24/2016 vs. Grove City)  
 28..... Derek Stewart (9/3/2016 at Alma)

### Completion Pct (min 15 att)

88.5 (23-26/0 INT) ..... Aaron Smetanka (9/10/11 vs. FDU-Florham)

### Touchdown Passes

7..... Derek Stewart (9/24/2016 vs. Grove City)  
 5..... Brady Walker (10/22/2022 at Allegheny)  
 5..... Derek Stewart (9/3/2016 at Alma)  
 5..... Brady Walker (4/17/2021 vs. Waynesburg)

### Passes Intercepted

4..... Brady Walker (10/29/22 at Carnegie Mellon)  
 4..... Aaron Smetanka (10/22/11 at Grove City)  
 4..... Kevin Corona (10/10/2009 vs. Thomas More)  
 4..... Mike Speal (10/6/2007 at Waynesburg)

### Receptions

14..... Damon Black Jr. (9/9/2017 vs. Thiel)  
 13..... D.J. Ocean-Kelly (11/1/2014 vs. Westminster)  
 12..... D.J. Ocean Kelly (9/13/2014 vs. Waynesburg)  
 11..... Damon Black (9/16/2017 vs. Geneva)

### Receiving Yards

174..... D.J. Ocean-Kelly (9/16/2017)  
 173..... Molayo Irefin (10/23/2021 at Waynesburg)  
 163..... Damon Black Jr. (9/9/2017 vs. Thiel)  
 163..... Damon Black Jr. (9/3/2016 at Alma)

### Touchdown Receptions

3..... Dalton Dietrich (9/24/2016 vs. Grove City)  
 3..... Sheldon Loughner (10/23/2010 vs. Grove City)

### Kick Return Yards

222..... Zach Mihalko (10/18/2008 at W&J)

### Punt Return Yards

94..... Molayo Irefin (9/3/2022 vs. Stevenson)

### Punts

11..... Christian Witchey (11/10/2018 vs. Bethany)  
 11..... Mark McCracken (9/1/2014 at John Carroll)

### Interceptions

2..... TEN TIMES (Last: Ahmad Shaw (11/13/2021 vs. Bethany)

### Forced Fumbles

3..... *Max Pisula (9/30/23 at Geneva)*  
 3..... Jean Cherilus (9/16/17 at Geneva)  
 2..... Multiple Times

### Tackles

17..... Anthony Johnson (11/13/2010 at Bethany)  
 17..... Anthony Johnson (10/9/2010 vs. W&J)  
 17..... Renny LaRue-Holloman (9/30/2013 at Thiel)





2023 SAINT VINCENT COLLEGE STATISTICS

Team Results

|   | Date       | Opponent           |   | Score | Att. |
|---|------------|--------------------|---|-------|------|
| * | 09/02/2023 | Wash. & Jeff.      | L | 0-51  | 1330 |
| * | 09/09/2023 | at Carnegie Mellon | L | 0-38  | 1237 |
| * | 09/16/2023 | Allegheny          | W | 23-19 | 1920 |
| * | 09/30/2023 | at Geneva          | W | 28-19 | 4320 |
| * | 10/07/2023 | CWRU               | L | 0-19  | 1020 |
| * | 10/14/2023 | at Waynesburg      | L | 0-24  | 423  |
| * | 10/21/2023 | at Grove City      | L | 0-49  | 900  |
| * | 10/28/2023 | Westminster (PA)   | L | 20-22 | 1069 |

Rushing

| Player              | gp | att | gain | loss | net  | avg   | td | lg | avg/g |
|---------------------|----|-----|------|------|------|-------|----|----|-------|
| Ty Martin           | 7  | 72  | 302  | 36   | 266  | 3.7   | 2  | 30 | 38.0  |
| Brandon Saint-Preux | 7  | 57  | 157  | 42   | 115  | 2.0   | 0  | 11 | 16.4  |
| Gino Caesar         | 7  | 37  | 125  | 12   | 113  | 3.1   | 0  | 12 | 16.1  |
| Max Pisula          | 8  | 23  | 72   | 6    | 66   | 2.9   | 5  | 10 | 8.3   |
| Sayvion Willis      | 5  | 11  | 32   | 4    | 28   | 2.5   | 0  | 9  | 5.6   |
| Kyle Murray         | 8  | 2   | 14   | 3    | 11   | 5.5   | 0  | 14 | 1.4   |
| Pete Billey         | 8  | 3   | 7    | 0    | 7    | 2.3   | 0  | 4  | 0.9   |
| Luke Levendosky     | 5  | 3   | 6    | 2    | 4    | 1.3   | 0  | 4  | 0.8   |
| Cameron Jackson     | 4  | 1   | 3    | 0    | 3    | 3.0   | 0  | 3  | 0.8   |
| Stevie Oursler      | 1  | 4   | 0    | 14   | -14  | -3.5  | 0  | 0  | -14.0 |
| Daishaun Alexander  | 6  | 1   | 0    | 18   | -18  | -18.0 | 0  | 0  | -3.0  |
| Austin Slye         | 8  | 30  | 91   | 114  | -23  | -0.8  | 0  | 11 | -2.9  |
| Team                | 8  | 4   | 0    | 6    | -6   | -1.5  | 0  | 0  | -0.8  |
| Total               | 8  | 249 | 809  | 257  | 552  | 2.2   | 7  | 30 | 69.0  |
| Opponents           | 8  | 339 | 1481 | 169  | 1312 | 3.9   | 14 | 24 | 164.0 |

Passing

| Player          | gp | effic  | comp-att-int | pct  | yds  | td | lg | avg/g |
|-----------------|----|--------|--------------|------|------|----|----|-------|
| Austin Slye     | 8  | 100.5  | 113-202-10   | 55.9 | 1230 | 2  | 49 | 153.8 |
| Stevie Oursler  | 1  | 0.0    | 0-2-0        | 0.0  | 0    | 0  | 0  | 0.0   |
| Wayne Corbin    | 7  | -200.0 | 0-1-1        | 0.0  | 0    | 0  | 0  | 0.0   |
| Luke Levendosky | 5  | 0.0    | 0-1-0        | 0.0  | 0    | 0  | 0  | 0.0   |
| Team            | 8  | 196.0  | 0-0-0        | 0.0  | 0    | 0  | 0  | 0.0   |
| Total           | 8  | 97.5   | 113-206-11   | 54.9 | 1230 | 2  | 49 | 153.8 |
| Opponents       | 8  | 141.6  | 133-226-4    | 58.8 | 1692 | 16 | 79 | 211.5 |

Receiving

| Player              | gp | no. | yds  | avg  | td | lg | avg/g |
|---------------------|----|-----|------|------|----|----|-------|
| Kaelib McElroy      | 8  | 20  | 270  | 13.5 | 2  | 49 | 33.8  |
| Matthew Esdelle     | 8  | 20  | 295  | 14.8 | 0  | 48 | 36.9  |
| Austin Wells        | 8  | 12  | 146  | 12.2 | 0  | 28 | 18.3  |
| Wayne Corbin        | 7  | 10  | 65   | 6.5  | 0  | 20 | 9.3   |
| Brandon Saint-Preux | 7  | 10  | 74   | 7.4  | 0  | 21 | 10.6  |
| Pete Billey         | 8  | 9   | 51   | 5.7  | 0  | 15 | 6.4   |
| Keegan O'Brien      | 6  | 8   | 125  | 15.6 | 0  | 34 | 20.8  |
| Jeffrey Downs II    | 5  | 6   | 46   | 7.7  | 0  | 15 | 9.2   |
| Molayo Irefin       | 2  | 4   | 38   | 9.5  | 0  | 25 | 19.0  |
| Dammion Bundridge   | 6  | 4   | 50   | 12.5 | 0  | 20 | 8.3   |
| Zac Herbinko        | 6  | 2   | 14   | 7.0  | 0  | 8  | 2.3   |
| Max Pisula          | 8  | 2   | 11   | 5.5  | 0  | 6  | 1.4   |
| Ty Martin           | 7  | 2   | 16   | 8.0  | 0  | 14 | 2.3   |
| Vinny Chirdon       | 4  | 2   | 27   | 13.5 | 0  | 27 | 6.8   |
| Evan Brozenich      | 6  | 1   | 2    | 2.0  | 0  | 2  | 0.3   |
| Gino Caesar         | 7  | 1   | 0    | 0.0  | 0  | 0  | 0.0   |
| Total               | 8  | 113 | 1230 | 10.9 | 2  | 49 | 153.8 |
| Opponents           | 8  | 133 | 1692 | 12.7 | 16 | 79 | 211.5 |

Game Records

| Record         | Overall | Home | Away | Neutral |
|----------------|---------|------|------|---------|
| ALL GAMES      | 2-6     | 1-3  | 1-3  | 0-0     |
| CONFERENCE     | 2-6     | 1-3  | 1-3  | 0-0     |
| NON-CONFERENCE | 0-0     | 0-0  | 0-0  | 0-0     |

Team Statistics

|                             | SVC        | OPP         |
|-----------------------------|------------|-------------|
| First Downs                 | 106        | 166         |
| Rushing                     | 38         | 78          |
| Passing                     | 53         | 79          |
| Penalty                     | 15         | 9           |
| Rushing Yardage             | 552        | 1312        |
| Rushing attempts            | 249        | 339         |
| Average per rush            | 2.2        | 3.9         |
| Average per game            | 69.0       | 164.0       |
| TDs Rushing                 | 7          | 14          |
| Passing Yardage             | 1230       | 1692        |
| Comp-Att-Int                | 113-206-11 | 133-226-4   |
| Average per pass            | 6.0        | 7.5         |
| Average per catch           | 10.9       | 12.7        |
| Average per game            | 153.8      | 211.5       |
| TDs Passing                 | 2          | 16          |
| Total offense               | 1782       | 3004        |
| Average per play            | 3.9        | 5.3         |
| Average per game            | 222.8      | 375.5       |
| Kick returns: #-Yards       | 37-606     | 13-254      |
| Punt returns: #-Yards       | 10-57      | 12-172      |
| Int returns: #-Yards        | 4-17       | 11-55       |
| Fumbles-Lost                | 13-11      | 9-6         |
| Penalties-Yards             | 56-502     | 46-459      |
| Punts-Avg                   | 44-37.7    | 30-38.1     |
| Time of possession / game   | 28:43      | 31:15       |
| 3rd-down conversion         | 32/102     | 47/110      |
| 4rd-down conversion         | 6/19       | 7/18        |
| PAT-attempts                | (9-9) 100% | (27-30) 90% |
| 2-point conversion-attempts | (0-1) 0%   | (0-2) 0%    |

Interceptions

| Player           | no. | yds | avg  | td | lg |
|------------------|-----|-----|------|----|----|
| Nathan Sullivan  | 1   | 0   | 0.0  | 0  | 0  |
| Ethan Facey      | 1   | 0   | 0.0  | 0  | 0  |
| Wiley Purry      | 1   | 17  | 17.0 | 0  | 17 |
| Devon Dean-Coles | 1   | 0   | 0.0  | 0  | 0  |
| Total            | 4   | 17  | 4.3  | 0  | 17 |
| Opponents        | 11  | 55  | 5.0  | 0  | 29 |

2023 SAINT VINCENT COLLEGE STATISTICS

Punt Returns

| Player          | no. | yds | avg  | td | lg |
|-----------------|-----|-----|------|----|----|
| Wayne Corbin    | 4   | 39  | 9.8  | 0  | 18 |
| Luke Levendosky | 2   | 9   | 4.5  | 0  | 9  |
| Molayo Irefin   | 1   | 5   | 5.0  | 0  | 0  |
| Ethan Facey     | 2   | 4   | 2.0  | 0  | 4  |
| KeShawn Davis   | 1   | 0   | 0.0  | 0  | 0  |
| Total           | 10  | 57  | 5.7  | 0  | 18 |
| Opponents       | 12  | 172 | 14.3 | 1  | 40 |

Kick Returns

| Player          | no. | yds | avg  | td | lg |
|-----------------|-----|-----|------|----|----|
| Ethan Facey     | 10  | 215 | 21.5 | 0  | 35 |
| Austin Wells    | 7   | 89  | 12.7 | 0  | 23 |
| Molayo Irefin   | 3   | 46  | 15.3 | 0  | 19 |
| Pete Billey     | 3   | 31  | 10.3 | 0  | 15 |
| Ty Martin       | 3   | 35  | 11.7 | 0  | 16 |
| Ahmad Shaw      | 2   | 15  | 7.5  | 0  | 15 |
| Wayne Corbin    | 2   | 38  | 19.0 | 0  | 21 |
| Luke Levendosky | 2   | 49  | 24.5 | 0  | 31 |
| Kaelib McElroy  | 1   | 45  | 45.0 | 0  | 24 |
| Cameron Jackson | 1   | 13  | 13.0 | 0  | 13 |
| Zac Herbinko    | 1   | 2   | 2.0  | 0  | 2  |
| Wiley Purry     | 1   | 8   | 8.0  | 0  | 8  |
| Robbie Labuda   | 1   | 20  | 20.0 | 0  | 20 |
| Total           | 37  | 606 | 16.4 | 0  | 35 |
| Opponents       | 13  | 254 | 19.5 | 0  | 32 |

Fumble Returns

| Player         | no. | yds | avg | td | lg |
|----------------|-----|-----|-----|----|----|
| Max Pisula     | 2   | 0   | 0.0 | 0  | 0  |
| Austin Wells   | 1   | 0   | 0.0 | 1  | 0  |
| Jaydon Fischer | 1   | 0   | 0.0 | 0  | 0  |
| Kyle Murray    | 1   | 0   | 0.0 | 0  | 0  |
| Brandon Nolder | 1   | 0   | 0.0 | 0  | 0  |
| Total          | 6   | 0   | 0.0 | 1  | 0  |
| Opponents      | 11  | 0   | 0.0 | 1  | 0  |

Scoring

| Player         |    |     | PAT   |      |     |      |     |     | pts |
|----------------|----|-----|-------|------|-----|------|-----|-----|-----|
|                |    |     | kick  | rush | rcv | pass | dxp | saf |     |
| Max Pisula     | 5  | -   | -     | -    | -   | -    | -   | -   | 30  |
| Kaelib McElroy | 2  | -   | -     | -    | -   | -    | -   | -   | 12  |
| Ty Martin      | 2  | -   | -     | -    | -   | -    | -   | -   | 12  |
| Justin Emeigh  | -  | 0-5 | 9-9   | -    | -   | -    | -   | -   | 9   |
| Austin Wells   | 1  | -   | -     | -    | -   | -    | -   | -   | 6   |
| Ethan Facey    | -  | -   | -     | -    | -   | -    | 1   | -   | 2   |
| Total          | 10 | 0-5 | 9-9   | 0    | 0   | 0    | 1   | 0   | 71  |
| Opponents      | 32 | 6-9 | 27-30 | 0    | 0   | 0    | 0   | 1   | 241 |

Field Goals

| Player        | fg  | pct. | 01-19 | 20-29 | 30-39 | 40-49 | 50-99 | lg | blk |
|---------------|-----|------|-------|-------|-------|-------|-------|----|-----|
| Justin Emeigh | 0-5 | 0.0  | 0-0   | 0-1   | 0-1   | 0-3   | 0-0   | 0  | 2   |
| Opponents     | 6-9 | 66.7 | 0-0   | 2-2   | 3-5   | 1-2   | 0-0   | 45 | 0   |

FG Sequence

| Team Name       | Saint Vincent | Opponents  |
|-----------------|---------------|------------|
| Allegheny       | 40            |            |
| Geneva          | 26            | 34,(23)    |
| CWRU            | 44            | (30),(30)  |
| Waynesburg      | 31            | 39,41,(45) |
| Grove City      | 44            |            |
| Wash. & Jeff.   |               | (31)       |
| Carnegie Mellon |               | (22)       |

Numbers in parentheses indicate field goal was made

All Purpose

| Player              | g | rush | rcv  | pr  | kr  | ir | total | avg/g |
|---------------------|---|------|------|-----|-----|----|-------|-------|
| Ty Martin           | 7 | 266  | 16   | 0   | 35  | 0  | 317   | 45.3  |
| Kaelib McElroy      | 8 | 0    | 270  | 0   | 45  | 0  | 315   | 39.4  |
| Matthew Esdelle     | 8 | 0    | 295  | 0   | 0   | 0  | 295   | 36.9  |
| Austin Wells        | 8 | 0    | 146  | 0   | 89  | 0  | 235   | 29.4  |
| Ethan Facey         | 8 | 0    | 0    | 4   | 215 | 0  | 219   | 27.4  |
| Brandon Saint-Preux | 7 | 115  | 74   | 0   | 0   | 0  | 189   | 27.0  |
| Wayne Corbin        | 7 | 0    | 65   | 39  | 38  | 0  | 142   | 20.3  |
| Keegan O'Brien      | 6 | 0    | 125  | 0   | 0   | 0  | 125   | 20.8  |
| Gino Caesar         | 7 | 113  | 0    | 0   | 0   | 0  | 113   | 16.1  |
| Molayo Irefin       | 2 | 0    | 38   | 5   | 46  | 0  | 89    | 44.5  |
| Pete Billey         | 8 | 7    | 51   | 0   | 31  | 0  | 89    | 11.1  |
| Max Pisula          | 8 | 66   | 11   | 0   | 0   | 0  | 77    | 9.6   |
| Luke Levendosky     | 5 | 4    | 0    | 9   | 49  | 0  | 62    | 12.4  |
| Dammion Bundridge   | 6 | 0    | 50   | 0   | 0   | 0  | 50    | 8.3   |
| Jeffrey Downs II    | 5 | 0    | 46   | 0   | 0   | 0  | 46    | 9.2   |
| Sayvion Willis      | 5 | 28   | 0    | 0   | 0   | 0  | 28    | 5.6   |
| Vinny Chirdon       | 4 | 0    | 27   | 0   | 0   | 0  | 27    | 6.8   |
| Wiley Purry         | 8 | 0    | 0    | 0   | 8   | 17 | 25    | 3.1   |
| Robbie Labuda       | 8 | 0    | 0    | 0   | 20  | 0  | 20    | 2.5   |
| Cameron Jackson     | 4 | 3    | 0    | 0   | 13  | 0  | 16    | 4.0   |
| Zac Herbinko        | 6 | 0    | 14   | 0   | 2   | 0  | 16    | 2.7   |
| Ahmad Shaw          | 5 | 0    | 0    | 0   | 15  | 0  | 15    | 3.0   |
| Kyle Murray         | 8 | 11   | 0    | 0   | 0   | 0  | 11    | 1.4   |
| Evan Brozenich      | 6 | 0    | 2    | 0   | 0   | 0  | 2     | 0.3   |
| Stevie Oursler      | 1 | -14  | 0    | 0   | 0   | 0  | -14   | -14.0 |
| Daishaun Alexander  | 6 | -18  | 0    | 0   | 0   | 0  | -18   | -3.0  |
| Austin Slye         | 8 | -23  | 0    | 0   | 0   | 0  | -23   | -2.9  |
| Team                | 8 | -6   | 0    | 0   | 0   | 0  | -6    | -0.8  |
| Total               | 8 | 552  | 1230 | 57  | 606 | 17 | 2462  | 307.8 |
| Opponents           | 8 | 1312 | 1692 | 172 | 254 | 55 | 3485  | 435.6 |

Total Offense

| Player              | g | plays | rush | pass | total | avg/g |
|---------------------|---|-------|------|------|-------|-------|
| Austin Slye         | 8 | 232   | -23  | 1230 | 1207  | 150.9 |
| Ty Martin           | 7 | 72    | 266  | 0    | 266   | 38.0  |
| Brandon Saint-Preux | 7 | 57    | 115  | 0    | 115   | 16.4  |
| Gino Caesar         | 7 | 37    | 113  | 0    | 113   | 16.1  |
| Max Pisula          | 8 | 23    | 66   | 0    | 66    | 8.3   |
| Sayvion Willis      | 5 | 11    | 28   | 0    | 28    | 5.6   |
| Kyle Murray         | 8 | 2     | 11   | 0    | 11    | 1.4   |
| Pete Billey         | 8 | 3     | 7    | 0    | 7     | 0.9   |
| Luke Levendosky     | 5 | 4     | 4    | 0    | 4     | 0.8   |
| Cameron Jackson     | 4 | 1     | 3    | 0    | 3     | 0.8   |
| Stevie Oursler      | 1 | 6     | -14  | 0    | -14   | -14.0 |
| Daishaun Alexander  | 6 | 1     | -18  | 0    | -18   | -3.0  |
| Team                | 8 | 0     | -6   | 0    | -6    | -0.8  |
| Total               | 8 | 455   | 552  | 1230 | 1782  | 222.8 |
| Opponents           | 8 | 565   | 1312 | 1692 | 3004  | 375.5 |

Punting

| Player             | no. | yds  | avg  | lg | tb | fc | i20 | 50+ | blk |
|--------------------|-----|------|------|----|----|----|-----|-----|-----|
| Kyle Murray        | 40  | 1509 | 37.7 | 66 | 1  | 8  | 9   | 6   | 0   |
| Daishaun Alexander | 3   | 149  | 49.7 | 62 | 0  | 0  | 1   | 1   | 0   |
| Team               | 1   | 0    | 0.0  | 0  | 0  | 0  | 0   | 0   | 1   |
| Total              | 44  | 1658 | 37.7 | 66 | 1  | 8  | 10  | 7   | 1   |
| Opponents          | 30  | 1142 | 38.1 | 66 | 2  | 5  | 9   | 1   | 0   |

Kickoffs

| Player             | no. | yds  | avg  | tb | ob | retn | net  | ydIn |
|--------------------|-----|------|------|----|----|------|------|------|
| Justin Emeigh      | 18  | 981  | 54.5 | 2  | 1  |      |      |      |
| Daishaun Alexander | 2   | 91   | 45.5 | 0  | 0  |      |      |      |
| Total              | 20  | 1072 | 53.6 | 2  | 1  | 6    | 38.4 | 26   |
| Opponents          | 45  | 2357 | 52.4 | 3  | 3  | 2    | 36.9 | 28   |





## 2023 SAINT VINCENT COLLEGE GAME-BY-GAME STATISTICS

| Date          | Opponent           | Rushing |      |    |    | Receiving |      |    |    | Passing     |      |    |    | Kick Returns |     |    |    | Punt Returns |     |    |    | tot off |
|---------------|--------------------|---------|------|----|----|-----------|------|----|----|-------------|------|----|----|--------------|-----|----|----|--------------|-----|----|----|---------|
|               |                    | no.     | yds  | td | lg | no.       | yds  | td | lg | cmp-att-int | yds  | td | lg | no.          | yds | td | lg | no.          | yds | td | lg |         |
| 09/02/2023    | Wash. & Jeff.      | 30      | 76   | 0  | 30 | 9         | 63   | 0  | 25 | 9-19-3      | 63   | 0  | 25 | 8            | 94  | 0  | 24 | 0            | 0   | 0  | 0  | 139     |
| 09/09/2023    | at Carnegie Mellon | 30      | 34   | 0  | 11 | 14        | 130  | 0  | 20 | 14-28-3     | 130  | 0  | 20 | 7            | 134 | 0  | 31 | 3            | 9   | 0  | 4  | 164     |
| 09/16/2023    | Allegheny          | 44      | 160  | 2  | 30 | 16        | 164  | 1  | 44 | 16-26-0     | 164  | 1  | 44 | 2            | 35  | 0  | 20 | 2            | 27  | 0  | 18 | 324     |
| 09/30/2023    | at Geneva          | 37      | 104  | 3  | 11 | 13        | 168  | 0  | 48 | 13-18-0     | 168  | 0  | 48 | 2            | 15  | 0  | 15 | 1            | 1   | 0  | 1  | 272     |
| 10/07/2023    | CWRU               | 25      | 61   | 0  | 14 | 17        | 206  | 0  | 34 | 17-34-1     | 206  | 0  | 34 | 4            | 89  | 0  | 29 | 0            | 0   | 0  | 0  | 267     |
| 10/14/2023    | at Waynesburg      | 20      | 23   | 0  | 10 | 14        | 115  | 0  | 21 | 14-26-0     | 115  | 0  | 21 | 5            | 89  | 0  | 35 | 2            | 11  | 0  | 11 | 138     |
| 10/21/2023    | at Grove City      | 28      | -13  | 0  | 6  | 14        | 152  | 0  | 28 | 14-26-2     | 152  | 0  | 28 | 6            | 81  | 0  | 21 | 1            | 0   | 0  | 0  | 139     |
| 10/28/2023    | Westminster (PA)   | 35      | 107  | 2  | 11 | 16        | 232  | 1  | 49 | 16-29-2     | 232  | 1  | 49 | 3            | 69  | 0  | 31 | 1            | 9   | 0  | 9  | 339     |
| Saint Vincent |                    | 249     | 552  | 7  | 30 | 113       | 1230 | 2  | 49 | 113-206-11  | 1230 | 2  | 49 | 37           | 606 | 0  | 35 | 10           | 57  | 0  | 18 | 1782    |
| Opponents     |                    | 339     | 1312 | 14 | 24 | 133       | 1692 | 16 | 79 | 133-226-4   | 1692 | 16 | 79 | 13           | 254 | 0  | 32 | 12           | 172 | 1  | 40 | 3004    |

### Saint Vincent Averages

| Games | Avg/ rush | Avg/ catch | Pass effc | KR avg | PR avg | All purpose avg/game | Total offense avg/game |
|-------|-----------|------------|-----------|--------|--------|----------------------|------------------------|
| 8     | 2.2       | 10.9       | 97.5      | 16.4   | 5.7    | 307.8                | 222.8                  |

| Date          | Opponent           | Tackles |         |         |          | Sacks no-yds | Fumble ff fr-yds | Pass Defense |       |      |    | blkd kick | PAT attempts |      |     |     | off |     |
|---------------|--------------------|---------|---------|---------|----------|--------------|------------------|--------------|-------|------|----|-----------|--------------|------|-----|-----|-----|-----|
|               |                    | ua      | a total | tfl-yds |          |              |                  | int-yds      | qbh   | brup |    |           | kick         | rush | rcv | saf | t/o | pts |
| 09/02/2023    | Wash. & Jeff.      | 51      | 40      | 91      | 6.0-12   | 0-0          | 1                | 1-0          | 0-0   | 0    | 2  | 0         | 0-0          | 0    | 0   | 0   | 0   | 0   |
| 09/09/2023    | at Carnegie Mellon | 32      | 56      | 88      | 3.0-10   | 1-7          | 0                | 0-0          | 0-0   | 0    | 5  | 0         | 0-0          | 0    | 0   | 0   | 0   | 0   |
| 09/16/2023    | Allegheny          | 28      | 22      | 50      | 1.0-3    | 2-12         | 1                | 1-0          | 0-0   | 0    | 2  | 1         | 3-3          | 0    | 0   | 0   | 0   | 23  |
| 09/30/2023    | at Geneva          | 40      | 50      | 90      | 9.0-39   | 3-24         | 3                | 3-0          | 1-0   | 0    | 3  | 0         | 4-4          | 0    | 0   | 0   | 7   | 28  |
| 10/07/2023    | CWRU               | 39      | 20      | 59      | 6.0-21   | 1-1          | 0                | 0-0          | 2-17  | 0    | 1  | 0         | 0-0          | 0    | 0   | 0   | 0   | 0   |
| 10/14/2023    | at Waynesburg      | 49      | 18      | 67      | 4.0-10   | 2-6          | 0                | 0-0          | 0-0   | 0    | 2  | 0         | 0-0          | 0    | 0   | 0   | 0   | 0   |
| 10/21/2023    | at Grove City      | 38      | 26      | 64      | 0.0-0    | 0-0          | 1                | 1-0          | 1-0   | 0    | 3  | 0         | 0-0          | 0    | 0   | 0   | 0   | 0   |
| 10/28/2023    | Westminster (PA)   | 39      | 28      | 67      | 4.0-14   | 0-0          | 0                | 0-0          | 0-0   | 0    | 4  | 0         | 2-2          | 0    | 0   | 0   | 0   | 20  |
| Saint Vincent |                    | 316     | 260     | 576     | 33.0-109 | 9-50         | 6                | 6-0          | 4-17  | 0    | 22 | 1         | 9-9          | 0    | 0   | 0   | 7   | 71  |
| Opponents     |                    | 278     | 200     | 478     | 66.0-221 | 18-117       | 11               | 11-0         | 11-55 | 3    | 36 | 3         | 27-30        | 0    | 0   | 1   | 21  | 241 |

|               |                    | Punting |      |      |      |      |    |    |     |     |        | Field Goals |      |     |      | Kickoffs |    |    |  |
|---------------|--------------------|---------|------|------|------|------|----|----|-----|-----|--------|-------------|------|-----|------|----------|----|----|--|
| Date          | Opponent           | no.     | yds  | avg  | long | blkd | tb | fc | 50+ | i20 | md-att | long        | blkd | no. | yds  | avg      | tb | ob |  |
| 09/02/2023    | Wash. & Jeff.      | 8       | 328  | 41.0 | 66   | 0    | 0  | 2  | 2   | 1   | 0-0    | 0           | 0    | 1   | 64   | 64.0     | 0  | 1  |  |
| 09/09/2023    | at Carnegie Mellon | 7       | 224  | 32.0 | 51   | 1    | 0  | 1  | 1   | 2   | 0-0    | 0           | 0    | 1   | 63   | 63.0     | 0  | 0  |  |
| 09/16/2023    | Allegheny          | 4       | 140  | 35.0 | 48   | 0    | 0  | 1  | 0   | 3   | 0-1    | 0           | 1    | 4   | 192  | 48.0     | 0  | 0  |  |
| 09/30/2023    | at Geneva          | 5       | 180  | 36.0 | 55   | 0    | 0  | 0  | 2   | 0   | 0-1    | 0           | 1    | 6   | 332  | 55.3     | 0  | 0  |  |
| 10/07/2023    | CWRU               | 5       | 149  | 29.8 | 31   | 0    | 0  | 2  | 0   | 0   | 0-1    | 0           | 0    | 1   | 65   | 65.0     | 0  | 0  |  |
| 10/14/2023    | at Waynesburg      | 6       | 269  | 44.8 | 56   | 0    | 0  | 1  | 1   | 2   | 0-1    | 0           | 0    | 1   | 60   | 60.0     | 1  | 0  |  |
| 10/21/2023    | at Grove City      | 7       | 290  | 41.4 | 46   | 0    | 1  | 1  | 0   | 1   | 0-1    | 0           | 0    | 1   | 62   | 62.0     | 0  | 0  |  |
| 10/28/2023    | Westminster (PA)   | 2       | 78   | 39.0 | 60   | 0    | 0  | 0  | 1   | 1   | 0-0    | 0           | 0    | 5   | 234  | 46.8     | 1  | 0  |  |
| Saint Vincent |                    | 44      | 1658 | 37.7 | 66   | 1    | 1  | 8  | 7   | 10  | 0-5    | 0           | 2    | 20  | 1072 | 53.6     | 2  | 1  |  |
| Opponents     |                    | 30      | 1142 | 38.1 | 66   | 0    | 2  | 5  | 1   | 9   | 6-9    | 45          | 0    | 45  | 2357 | 52.4     | 3  | 3  |  |

## 2023 SAINT VINCENT OPPONENT GAME-BY-GAME STATISTICS

| Date          | Opponent           | Rushing |      |    |    | Receiving |      |    |    | Passing     |      |    |    | Kick Returns |     |    |    | Punt Returns |     |    |    | tot off |
|---------------|--------------------|---------|------|----|----|-----------|------|----|----|-------------|------|----|----|--------------|-----|----|----|--------------|-----|----|----|---------|
|               |                    | no.     | yds  | td | lg | no.       | yds  | td | lg | cmp-att-int | yds  | td | lg | no.          | yds | td | lg | no.          | yds | td | lg |         |
| 09/02/2023    | Wash. & Jeff.      | 50      | 241  | 3  | 15 | 24        | 333  | 4  | 45 | 24-35-0     | 333  | 4  | 45 | 0            | 0   | 0  | 0  | 2            | 32  | 0  | 17 | 574     |
| 09/09/2023    | at Carnegie Mellon | 44      | 155  | 3  | 14 | 23        | 251  | 2  | 39 | 23-37-0     | 251  | 2  | 39 | 1            | 20  | 0  | 20 | 2            | 5   | 0  | 2  | 406     |
| 09/16/2023    | Allegheny          | 26      | 60   | 1  | 9  | 16        | 134  | 1  | 33 | 16-32-0     | 134  | 1  | 33 | 2            | 46  | 0  | 25 | 0            | 0   | 0  | 0  | 194     |
| 09/30/2023    | at Geneva          | 57      | 182  | 2  | 16 | 7         | 134  | 0  | 59 | 7-16-1      | 134  | 0  | 59 | 6            | 94  | 0  | 28 | 2            | 19  | 0  | 13 | 316     |
| 10/07/2023    | CWRU               | 36      | 120  | 1  | 16 | 17        | 238  | 1  | 46 | 17-26-2     | 238  | 1  | 46 | 1            | 15  | 0  | 15 | 1            | 11  | 0  | 11 | 358     |
| 10/14/2023    | at Waynesburg      | 43      | 204  | 1  | 16 | 17        | 207  | 2  | 35 | 17-26-0     | 207  | 2  | 35 | 0            | 0   | 0  | 0  | 3            | 46  | 0  | 25 | 411     |
| 10/21/2023    | at Grove City      | 41      | 219  | 1  | 18 | 14        | 263  | 5  | 79 | 14-30-1     | 263  | 5  | 79 | 1            | 26  | 0  | 26 | 2            | 59  | 1  | 40 | 482     |
| 10/28/2023    | Westminster (PA)   | 42      | 131  | 2  | 24 | 15        | 132  | 1  | 29 | 15-24-0     | 132  | 1  | 29 | 2            | 53  | 0  | 32 | 0            | 0   | 0  | 0  | 263     |
| Opponents     |                    | 339     | 1312 | 14 | 24 | 133       | 1692 | 16 | 79 | 133-226-4   | 1692 | 16 | 79 | 13           | 254 | 0  | 32 | 12           | 172 | 1  | 40 | 3004    |
| Saint Vincent |                    | 249     | 552  | 7  | 30 | 113       | 1230 | 2  | 49 | 113-206-11  | 1230 | 2  | 49 | 37           | 606 | 0  | 35 | 10           | 57  | 0  | 18 | 1782    |

### Opponents Averages

| Games | Avg/ rush | Avg/ catch | Pass effc | KR avg | PR avg | All purpose avg/game | Total offense avg/game |
|-------|-----------|------------|-----------|--------|--------|----------------------|------------------------|
| 8     | 3.9       | 12.7       | 141.6     | 19.5   | 14.3   | 435.6                | 375.5                  |

| Date          | Opponent           | Tackles |         |         |          | Sacks no-yds | Fumble ff fr-yds | Pass Defense |       |      |    | blkd kick | PAT attempts |      |     |     | off |     |
|---------------|--------------------|---------|---------|---------|----------|--------------|------------------|--------------|-------|------|----|-----------|--------------|------|-----|-----|-----|-----|
|               |                    | ua      | a total | tfl-yds |          |              |                  | int-yds      | qbh   | brup |    |           | kick         | rush | rcv | saf | t/o | pts |
| 09/02/2023    | Wash. & Jeff.      | 31      | 22      | 53      | 3.0-6    | 3-29         | 0                | 1-0          | 3-42  | 0    | 2  | 0         | 6-7          | 0    | 0   | 0   | 0   | 51  |
| 09/09/2023    | at Carnegie Mellon | 36      | 30      | 66      | 12.0-39  | 1-10         | 0                | 1-0          | 3-2   | 1    | 6  | 1         | 5-5          | 0    | 0   | 0   | 0   | 38  |
| 09/16/2023    | Allegheny          | 39      | 36      | 75      | 11.0-39  | 1-2          | 2                | 2-0          | 0-0   | 0    | 7  | 1         | 1-3          | 0    | 0   | 0   | 0   | 19  |
| 09/30/2023    | at Geneva          | 28      | 38      | 66      | 9.0-17   | 0-0          | 1                | 1-0          | 0-0   | 0    | 1  | 1         | 2-2          | 0    | 0   | 0   | 1   | 19  |
| 10/07/2023    | CWRU               | 33      | 20      | 53      | 3.0-6    | 2-0          | 1                | 1-0          | 1-0   | 0    | 3  | 0         | 1-1          | 0    | 0   | 0   | 0   | 19  |
| 10/14/2023    | at Waynesburg      | 38      | 4       | 42      | 7.0-26   | 3-16         | 3                | 2-0          | 0-0   | 0    | 5  | 0         | 3-3          | 0    | 0   | 0   | 7   | 24  |
| 10/21/2023    | at Grove City      | 32      | 30      | 62      | 13.0-63  | 7-50         | 1                | 1-0          | 2-11  | 2    | 6  | 0         | 7-7          | 0    | 0   | 0   | 7   | 49  |
| 10/28/2023    | Westminster (PA)   | 41      | 20      | 61      | 8.0-25   | 1-10         | 3                | 2-0          | 2-0   | 0    | 6  | 0         | 2-2          | 0    | 0   | 0   | 0   | 22  |
| Opponents     |                    | 278     | 200     | 478     | 66.0-221 | 18-117       | 11               | 11-0         | 11-55 | 3    | 36 | 3         | 27-30        | 0    | 0   | 1   | 21  | 241 |
| Saint Vincent |                    | 316     | 260     | 576     | 33.0-109 | 9-50         | 6                | 6-0          | 4-17  | 0    | 22 | 1         | 9-9          | 0    | 0   | 0   | 7   | 71  |

|               |                    | Punting |      |      |      |      |    |    |     |     | Field Goals |      |      | Kickoffs |      |      |    |    |
|---------------|--------------------|---------|------|------|------|------|----|----|-----|-----|-------------|------|------|----------|------|------|----|----|
| Date          | Opponent           | no.     | yds  | avg  | long | blkd | tb | fc | 50+ | i20 | md-att      | long | blkd | no.      | yds  | avg  | tb | ob |
| 09/02/2023    | Wash. & Jeff.      | 2       | 90   | 45.0 | 47   | 0    | 0  | 0  | 0   | 2   | 1-1         | 31   | 0    | 9        | 430  | 47.8 | 0  | 0  |
| 09/09/2023    | at Carnegie Mellon | 5       | 189  | 37.8 | 66   | 0    | 0  | 0  | 1   | 1   | 1-1         | 22   | 0    | 7        | 416  | 59.4 | 0  | 0  |
| 09/16/2023    | Allegheny          | 5       | 174  | 34.8 | 42   | 0    | 0  | 2  | 0   | 1   | 0-0         | 0    | 0    | 3        | 130  | 43.3 | 0  | 0  |
| 09/30/2023    | at Geneva          | 3       | 107  | 35.7 | 39   | 0    | 1  | 0  | 0   | 0   | 1-2         | 23   | 0    | 4        | 211  | 52.8 | 1  | 1  |
| 10/07/2023    | CWRU               | 2       | 82   | 41.0 | 47   | 0    | 0  | 0  | 0   | 1   | 2-2         | 30   | 0    | 5        | 277  | 55.4 | 1  | 0  |
| 10/14/2023    | at Waynesburg      | 4       | 157  | 39.3 | 44   | 0    | 1  | 0  | 0   | 1   | 1-3         | 45   | 0    | 5        | 245  | 49.0 | 0  | 0  |
| 10/21/2023    | at Grove City      | 3       | 112  | 37.3 | 38   | 0    | 0  | 0  | 0   | 0   | 0-0         | 0    | 0    | 8        | 408  | 51.0 | 1  | 1  |
| 10/28/2023    | Westminster (PA)   | 6       | 231  | 38.5 | 48   | 0    | 0  | 3  | 0   | 3   | 0-0         | 0    | 0    | 4        | 240  | 60.0 | 0  | 1  |
| Opponents     |                    | 30      | 1142 | 38.1 | 66   | 0    | 2  | 5  | 1   | 9   | 6-9         | 45   | 0    | 45       | 2357 | 52.4 | 3  | 3  |
| Saint Vincent |                    | 44      | 1658 | 37.7 | 66   | 1    | 1  | 8  | 7   | 10  | 0-5         | 0    | 2    | 20       | 1072 | 53.6 | 2  | 1  |

## THE SMETANKA FILE

### PERSONAL

**Hometown:** Allison Park, Pa.

**Resides:** Penn Township, Pa.

**Alma Mater:** Saint Vincent '12

**Date Named Head Coach:** Dec. 5, 2018

**Family:** Wife, Courtney; Son, Carter; Daughter, Kennedy

### COACHING HISTORY

#### SAINT VINCENT COLLEGE

Head Coach, 2019 - present

#### GREENSBURG CENTRAL CATHOLIC HIGH SCHOOL

Head Coach, 2017-18

#### CHARTIERS VALLEY HIGH SCHOOL

Quarterbacks Coach, 2016

#### SAINT VINCENT COLLEGE

Quarterbacks Coach, 2013-15

#### PETERS TOWNSHIP HIGH SCHOOL

Quarterbacks Coach, 2012

### PLAYING EXPERIENCE

#### ERIE EXPLOSION (Continental Indoor Football League)


- Quarterback, 2013-14
- 2013 CIFL Title, 13-0 record
- 2014 CIFL Title, 9-2 record
- 2014 CIFL Offensive Player of the Year

#### SAINT VINCENT COLLEGE

- Quarterback, 2010-11
- Two-time First Team All-PAC
- Team Offensive MVP, 2010, 2011
- Team Co-Captain, 2011
- Held SVC career program records in pass attempts (536), completions (331), completion percentage (61.8) and touchdown passes (31).
- Named to PAC's 60th Anniversary All-Time Team (2014)

#### ROBERT MORRIS UNIVERSITY

- Quarterback, 2008-09



## AARON SMETANKA HEAD COACH

**Fifth Season  
Saint Vincent, 2012**

A standout quarterback for the Bearcats during his playing days, Aaron Smetanka was hired as the third head coach in the Saint Vincent College football team's modern era on Dec. 5, 2018. He completed his fourth season as head coach in 2022.

In 2022, the Bearcats finished 5-5 overall and 5-3 in the Presidents' Athletic Conference, with the five conference wins the team's most since 2011. The Bearcats scored 37 touchdowns and averaged 28.6 points per game, both third best in the PAC. Eight Saint Vincent players earned All-PAC accolades, highlighted by junior receiver/return specialist Molayo Irefin. Irefin, who led the PAC in kick return (27.2) and punt return (15.9) average, recorded the longest punt return in the team's modern era with an 85-yard touchdown in the season-opener against Stevenson, before posting a 100-yard kick return touchdown in a week nine victory over Waynesburg. Irefin also ranked second in the PAC in receptions (62) and touchdown receptions (8) and third in receiving yards (732). Along with his All-PAC honor, Irefin was also named First Team All-Region and Third Team All-America by D3football.com, becoming the first SVC football All-American since 1960. Quarterback Brady Walker led the PAC with 21 touchdown passes and 165 completions, while ranking third with 2,015 passing yards. Defensively, cornerback Ahmad Shaw was named Second Team All-PAC after picking off a team-high four interceptions.

In 2021, Smetanka led the Bearcats to just their second postseason appearance since the team's 2007 rebirth, as they took part in the ECAC James Lynah Bowl. The Bearcats closed the season with five wins, tied for the second most in the team's modern era. The Bearcat offense scored 30 or more points in five different games and averaged 361.3 yards per game to rank fourth in the Presidents' Athletic Conference. The Bearcat defense also ranked in the top five in the PAC in yards allowed, while their 18 interceptions ranked second in the conference and 16th in NCAA Division III.

Walker threw for 2,721 yards and 22 touchdowns in 2021, finishing his junior season as the team's all-time record holder in career touchdown passes (37) and passing yards (4,200). Irefin set a program record with 919 receiving yards and ranked second in the PAC in receptions (68), while he led the PAC in kick return average (23.5 yards) and all-purpose yards (174.90/gm), which ranked fifth nationally.

Defensively, graduate student Cam Norris recorded 7.0 quarterback sacks and 12.5 tackles for loss, while junior Ahmad Shaw and rookie Marvelle Cromerdie each intercepted three passes. Walker, Irefin and Norris were among a seven Bearcats who earned All-PAC honors, while safety Kyle Coombe, who recorded 51 tackles and three interceptions, was named First Team CoSIDA Academic All-District™.

In 2021, Smetanka guided the Bearcats to a 2-2 record during an abbreviated 2020-21 season that was played in the spring due to the COVID-19 pandemic. Over the four games, punctuated by a 35-6 victory over Bethany in week two and a 56-26 home win in the season finale against Waynesburg, the Bearcats ranked third in the Presidents' Athletic Conference in both scoring offense (29.8 points/gm) and total offense (382.5 yards/gm). Defensively, the Bearcats' allowed just a 44.4 percent conversion rate on third down, ranking second in the PAC, while they finished fourth in the league with six quarterback sacks.

Individually, 10 players earned All-PAC honors, highlighted by center Colton Belmont's First Team selection and Second Team picks Mike Stasko (RB), David Marshall (RB), Cam Norris (OLB) and Jared Gonzalez (P). Belmont was also recognized with All-Region honors by D3Football.com, while Stasko rolled up 370 rushing yards and four touchdowns to end his career as the Bearcats' modern era all-time leading rusher with 1,877 yards.

In 2019, Smetanka's first year at the helm, the Bearcats recovered from an 0-4 start to win three of their final six games. He recorded his first victory on Oct. 12 with a 41-18 decision at PAC rival Thiel, while the Bearcats ended the season on a high note with a 27-10 home win over Bethany College.

Seven SVC players were honored with All-PAC recognition following the conclusion of the 2019 team, including First Team selection Christian Witchey (punter) and Second-Teamers Belmont and Stasko. Stasko set new team records with 907 rushing yards and 10 touchdowns, while linebacker Izaak Gray recorded six quarterback sacks to graduate as the team's all-time career leader with 16.5 QB takedowns.



Smetanka rewrote the record books during his career as the Bearcats' quarterback, before going on to play professionally for the Erie Explosion of the Continental Indoor Football League. Smetanka's coaching career began in 2012, and it includes a three-year stint as an assistant at Saint Vincent, while he served as head coach at Greensburg Central Catholic High School in 2017 and 2018.

A two-year starter under center for the Bearcats (2010-11), Smetanka ranks among the program's modern-day career record-holders in passing yards (4,117), attempts (536), completions (331), and touchdown passes (31). Voted the team's offensive most valuable player in both 2010 and 2011, Smetanka was also a First Team All-Presidents' Athletic Conference selection in each season. As a senior and team co-captain in 2011, Smetanka led the Bearcats to their most successful season since the team's rebirth, as they went 6-4 in the regular season and qualified for the Eastern College Athletic Conference's Southwest Bowl. In 2014, Smetanka was named to the PAC's 60th Anniversary All-Time Team, which recognized the top football players in the conference's long history.

After graduating from SVC, Smetanka began his coaching career as the quarterback coach at Peters Township High School for the 2012 season. Following a one-year stint, he returned to his alma mater to join the Bearcat coaching staff as quarterback coach, a position he held for three seasons. Smetanka held a variety of responsibilities in this role, as in addition to coaching the team's quarterbacks, he was heavily involved in recruiting, scouting, and breakdown of game film, while also providing positive guidance and mentorship to the Bearcat players.


During his first stint on the Saint Vincent staff, Smetanka also starred under center for the Erie

Explosion from 2013-14. As a rookie in 2013, he guided the team to a perfect 10-0 record and the CIFL title. A year later, Smetanka was named the Continental Indoor Football League's Offensive Player of the Year, leading the Explosion to a 9-2 record and their second consecutive league championship.

After spending the 2016 season on the staff at Chartiers Valley High School as passing game coordinator and quarterback coach, Smetanka was named the head coach of Greensburg Central Catholic in January 2017. He oversaw all aspects of the Centurion football program, as in addition to his head coaching role, he coordinated both the offense and special teams, while also serving as quarterback coach, strength and conditioning coach and equipment manager. During his time at GCC, a total of 21 Centurions were named all-conference.

In addition to his coaching experience, Smetanka has been a coach and speaker for the Coaching Boys into Men program for the past two years, an initiative aimed at promoting healthy relationships, building leadership skills and decreasing violence among high school boys. Smetanka was chosen as a featured speaker at the 2018 Coaching Boys into Men Summit, and was named the national MVP Coach of the Year, earning recognition from the United Way in its 2018 annual report.

A native of Allison Park, Pennsylvania, and graduate of North Catholic High School, Smetanka earned a bachelor's degree in business management from Saint Vincent's Alex G. McKenna School of Business, Economics and Government. He and wife Courtney are the proud parents of son Carter and daughter Kennedy.



## SAINT VINCENT COACHING STAFF


**Phil Hamilton**  
*Offensive Coordinator/  
Quarterbacks*



**John Bell**  
*Defensive Coordinator*



**J.J. Eckels**  
*Special Teams Coordinator/  
Wide Receivers*



**Terron Colson**  
*Linebackers*



**Ron Baldonieri**  
*Cornerbacks*



**John Bainbridge**  
*Offensive Line*



**Richard Medeiros**  
*Tight Ends/Assistant  
Manager of Operations*



**Chris Brown**  
*Running Backs*



**Jason Ross**  
*Special Teams Assistant*



**David Neil**  
*Offensive Line Assistant*



**Rob McElhaney**  
*Manager of Operations*

