



QUICK FACTS

UNIVERSITY INFORMATION

Location Stony Brook, N.Y.
 Enrollment: 25,734
 Founded: 1957
 Nickname: Seawolves
 Colors: Red, New York Navy
 President: Samuel L. Stanley, Jr., M.D.
 Director of Athletics: Shawn Heilbron
 Affiliation: NCAA FCS
 Conference: Colonial Athletic Association
 Stadium (Capacity): Kenneth P. LaValle (12,300)
 Press Box Phone: (631) 632-4037
 Ticket Office Phone: (631) 632-WOLF

COACHING STAFF

Head Coach: Chuck Priore
 Stony Brook Record/Years: 67-58/11
 Career Record/Years: 106-67/17
 Defensive Coordinator/CB: Bobby McIntyre
 Co-Offensive Coordinator/QBs: Carmen Felus
 Co-Offensive Coordinator/Offensive Line: Chris Bache
 Special Teams Coordinator: Tony Thompson
 Linebackers: Matt Hachmann
 Defensive Line: Rob Noel
 Wide Receivers: Marcus Edwards
 Running Backs: Omar King
 Safeties: Rich Reichert
 Tight Ends: Steve Martino
 Defensive Assistant: Rob Welsh
 Offensive Assistant: Zachary Shagi
 Assistant AD/Dir. of Player Personnel: Patrick Hatch
 Assistant to the Head Coach: Cody Fisher
 Video Coordinator: Duke Ekblom
 Coordinator of Football Operations Dennis McDonough
 Director of Athletic Performance/Football: GC Yerry
 Assistant Director of Athletic Performance/Football ... Vincent Cagliostro
 Athletic Performance GA: Joel Lynch
 Head Football Athletic Trainer: Craig Burke
 Assistant Athletic Trainer: Jessica Hemsley
 Football Academic Advisor: Lindsay Sundberg
 Director of Equipment Operations: Enzo Zucconi

ATHLETICS COMMUNICATIONS

Assistant AD for Communications: Brian Miller
 Office Phone: (631) 632-4318
 Cell Phone: (631) 609-0634
 Email: brian.j.miller@stonybrook.edu
 Website: www.stonybrookathletics.com
 Mailing Address: Stony Brook University
 Indoor Sports Complex
 Stony Brook, N.Y. 11794-3500

TEAM INFORMATION

2016 Overall Record 5-6
 2016 Home Record 3-3
 2016 Road Record 2-3
 2016 CAA Record/Finish 4-4/T6
 2016 CAA Home Record 2-2
 2016 CAA Road Record 2-2
 All-Time Record/Seasons 172-168-2/33
 Letterwinners Returning/Lost 61/14
 Starters Returning/Lost 18/4

RETURNING PLAYERS WITH STARTS IN 2016

OFFENSE

LT Timon Parris (11), LG Armani Garrick (11), RT Jackson Miller (11),
 RB Stacey Bedell (9), WR Ray Bolden (9), QB Joe Carbone (9), TE
 Dennis Lestrangle (8), TE Cal Daniels (8), RG Mason Zimmerman (6),
 RG Jonathan Haynes (5), WR Donavin Washington (2), RB Donald
 Liotine (1), TE P.J. Edwards (1), WR Andrew Trent (1), WR Sherman
 Alston Jr. (1), FB Anthony Anderson (1), QB Pat Irwin (1),
 QB Jack Cassidy (1)

DEFENSE

LB Tyrice Beverette (11), LB Noah McGinty (11), LB Shayne Lawless
 (11), DB Darin Peart (11), DB Chris Cooper (11), DB Travon Reid-
 Segure (10), DL John Haggart (10), DL Ousmane Camara (10), DL
 Josh Valentin (10), DL Humphry Anuh (4), DL Sam Kamara (3), DL
 Connor Davis (1), DL Keegan Henderson (1), DB Quinton Littlejohn (1)

2016 RESULTS: 5-6, 4-4 CAA

Sept. 1	#21/19 North Dakota	W, 13-9
Sept. 10	at Temple	L, 38-0
Sept. 17	* #2 Richmond	W, 42-14
Sept. 24	Sacred Heart	L, 38-10
Oct. 8	* at Towson	W, 27-20
Oct. 15	* Rhode Island	W, 14-3
O22	* at Delaware	W, 28-3
Oct. 29	* at New Hampshire	L, 43-14
Nov. 5	* William & Mary	L, 14-9
Nov. 12	* Maine	L, 27-21
Nov. 19	* at UAlbany	L, 13-6

2017 SCHEDULE

Sept. 2	at South Florida	Raymond James Stadium - Tampa, Fla.	4 p.m.
Sept. 9	* at Rhode Island	Meade Stadium - Kingston, R.I.	1 p.m.
Sept. 16	Sacred Heart	LaValle Stadium - Stony Brook, N.Y.	6 p.m.
Sept. 23	* Towson	LaValle Stadium - Stony Brook, N.Y.	6 p.m.
Sept. 30	* at William & Mary	Zable Stadium - Williamsburg, Va.	6 p.m.
Oct. 7	* Delaware	LaValle Stadium - Stony Brook, N.Y.	6 p.m.
Oct. 14	* New Hampshire	LaValle Stadium - Stony Brook, N.Y.	6 p.m.
Oct. 28	* at Richmond	Robins Stadium - Richmond, Va.	3 p.m.
Nov. 4	* UAlbany	LaValle Stadium - Stony Brook, N.Y.	1 p.m.
Nov. 11	Wagner	LaValle Stadium - Stony Brook, N.Y.	1 p.m.
Nov. 18	* at Maine	Alfond Sports Stadium - Orono, Maine	TBA

* - CAA game



94.3 The Shark
 Home of
Stony Brook Football



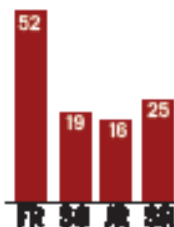
STONY BROOK HEAD COACH

CHUCK PRIORE

12th year as HC at Stony Brook
 35th year coaching
 18th year as a head coach
 106 career victories

ROSTER BREAKDOWN

BY CLASS



BY HOME STATE



OFFENSE



Offensive linemen
**< Armani Garrick and
 Timon Parris >**
 have started all
 33 games of their
 careers.



STONY BROOK'S TOP 5 RUSHERS ALL RETURN

STACEY BEDELL - 698

JORDAN GOWINS - 508

DONALD LIOTINE - 259

RECORD WATCH

THIRD

CAREER
 RUSHING
 YDS



SECOND

100-YD
 RUSHING
 GAMES

FIFTH

CAREER YDS

**STACEY
 BEDELL**
 sr-rb

CAREER CARRIES

SEVENTH

Entering his final season
 with the Seawolves, Bedell
 looks to continue the
 spirit through the program
 toward record books.

FIFTH

CAREER RUSH YDS

CAREER PTS



Senior wide receiver **Ray Bolden** led
 the Seawolves in 2016 with 536
 receiving yards on 37 receptions.

Through two seasons at Stony Brook
 Bolden has 1,301 yards on 105
 catches, scoring six times.

DEFENSE

RETURNERS WITH AT LEAST ONE START IN 2016



RETURNERS THAT STARTED ALL 11 GAMES IN 2016



NATIONAL RANKING AMONG FCS OPPONENTS

2016 | 18th - SCORING DEFENSE (20.2)
 3rd - TOTAL DEFENSE (274.2)

2015 | 8th - SCORING DEFENSE (15.7)
 1st - TOTAL DEFENSE (208.1)

2014 | 4th - SCORING DEFENSE (13.8)
 3rd - TOTAL DEFENSE (273.8)

11.1 OF THE 24 SACKS MADE IN 2016 WERE BY RETURNING
 PLAYERS. TYRICE BEVERETTE AND JOHN HAGBART ARE THE
 LEADING RETURNERS IN THE CATEGORY.



STONY BROOK RETURNING ITS TOP 3 TACKLERS FROM 2016

TYRICE BEVERETTE - 98

SHAYNE LAWLESS - 78

NOAH MCGINTY - 76

SPECIAL TEAMS

Junior punter **Marc Nolan** returns for
 2017 after posting the third-best punting
 average (40.7) in Stony Brook single-
 season history as a sophomore.



HONORS

- 52 student-athletes were named to the 2016 CAA Academic All-Conference team, the most among league schools.
- Senior OL Timon Parris was named a 2017 FCS Preseason All-American by Athlon Sports.
- 8 of Stony Brook's 9 2016 All-Conference honorees return.



ALPHABETICAL/NUMERICAL ROSTER

ALPHABETICAL ROSTER

No.	Name	Pos.
3	Alston Jr., Sherman	WR
47	Anderson, Anthony	RB
87	Anderson, Nick	WR
54	Anuh, Humphrey	LB
56	Barber, Billy	DS
34	Baskerville, Joel	DB
19	Beard, Ronnie	WR
21	Bedell, Stacey	RB
20	Berson, Bryan	DB
77	Bethea, Malik	DL
6	Beverette, Tyrice	DB
13	Bolden, Ray	WR
91	Brady, Zach	DL
25	Brooks III, Jerome	RB
48	Burns, Justin	DB
93	Camara, Ousmane	DL
49	Campo, Nick	FB
10	Carbone, Joe	QB
9	Cassidy, Jack	QB
60	Catapano, Anthony	OL
63	Ciullo, Brandon	K/P
8	Contressa, Augie	DB
17	Cooper, Chris	DB
33	Corpac, John	DB
50	Courtney, Nick	K
63	Craig, Regan	OL
45	Daniels, Cal	TE
88	Davis, Connor	TE
39	Del Negro, Anthony	LB
72	Detorie, Joe	OL
60	DiCrescenzo, Eric	DS
30	Dimanche, Reidgee	LB
84	Dorgil, Briand	WR
59	Duff, Elijah	DB
84	Edwards, P.J.	TE
15	Farraj, Hasan	QB
4	Fields, Tyquell	QB
14	Fineran, EJ	LB
55	Garrick, Armani	OL
96	Gilzene, Odean	DL
98	Gordon, Tahriq	DL
23	Gowins, Jordan	RB
37	Haggart, John	LB
69	Haynes, Jonathan	OL
81	Hellams Jr., Delante	WR
42	Henderson, Keegan	LB
11	Heslop, Gavin	DB
45	Higgins, Chris	LB
79	Infantino, Chris	OL
12	Irwin, Pat	WR
83	Jackson, Harrison	WR
75	Kamara, Sam	DL
50	Kopp, Tyler	LB
35	Lawless, Shayne	LB
85	Lawson, Devan	TE

NUMERICAL ROSTER

No.	Name	Pos.	Cl.	Exp.	Ht.	Wt.	Hometown/High School/Previous School
1	Darin Peart	DB	SR	3L	5-10	200	Brooklyn, N.Y./Erasmus Hall
2	Travon Reid-Segure	DB	SR	3L	5-9	185	Brooklyn, N.Y./Fort Hamilton
3	Sherman Alston Jr.	WR	SR	1L	5-6	175	Clifton, N.J./St. Joseph's/Boston College
4	Tyquell Fields	QB	RS FR	RS	6-2	200	White Plains, N.Y./Archbishop Stepinac
4	Jack Pruban	K	FR	HS	5-9	195	Arlington Heights, Ill./Prospect
5	Donavin Washington	WR	SR	3L	5-9	190	Glendora, Calif./Charter Oak
6	Tyrice Beverette*	DB	SR	3L	6-0	210	Lakewood, N.J./Lakewood
6	Seba Nekhet	RB	FR	HS	5-19	175	Brooklyn, N.Y./Fort Hamilton
7	Kyle Vadis	WR	SO	1L	5-11	185	Closter, N.J./Bergen Catholic
8	Augie Contressa	DB	RS FR	RS	6-0	200	Commack, N.Y./Commack
9	Jack Cassidy	QB	SO	1L	6-1	215	Bohemia, N.Y./Connectquot
10	Joe Carbone	QB	JR	1L	6-2	215	Wethersfield, Conn./Xavier
11	Gavin Heslop	DB	SO	1L	6-1	195	Yonkers, N.Y./Archbishop Stepinac
12	Pat Irwin	WR	JR	2L	6-3	205	Lemont, Pa./State College Area
13	Ray Bolden*	WR	SR	2L	5-9	165	Eules, Texas/Trinity/Moorpark College
14	EJ Fineran	LB	RS FR	RS	6-4	220	Bethlehem, Pa./Bethlehem Catholic
15	Hasan Farraj	QB	SO	1L	6-3	200	Brooklyn, N.Y./Christ the King
16	Oniel Stanbury	DB	FR	HS	5-11	190	Brooklyn, N.Y./Erasmus Hall
17	Chris Cooper	DB	SR	2L	5-11	200	Mount Vernon, N.Y./Iona Prep/ASA College
18	Jahquel Webb	WR	FR	HS	5-9	175	Brooklyn, N.Y./Erasmus Hall
19	Julius Wingate	WR	SR	3L	6-3	205	Englewood, N.J./Dwight Morrow
19	Ronnie Beard	WR	FR	HS	6-0	170	Commack, N.Y./Commack
20	Isiah Mitchell	CB	RS FR	RS	5-10	185	Middletown, Del./Middletown
20	Bryan Berson	DB	FR	HS	5-11	175	Fort Lauderdale, Fla./St. Thomas Aquinas
21	Stacey Bedell*	RB	SR	3L	5-9	195	Mastic Beach, N.Y./William Floyd/Massachusetts
22	Chris Parler	RB	SO	1L	5-10	200	Long Beach, N.Y./Long Beach
23	Jordan Gowins	RB	JR	1L	5-11	225	Bellport, N.Y./St. Anthony's/Boston College
23	Jabari Reddock	DB	FR	HS	5-11	175	Upper Marlboro, Md./Largo
24	Tadarrian Luster	DB	JR	2L	5-8	175	Cedar Hill, Texas/Cedar Hill
25	Jerome Brooks III	RB	RS FR	RS	6-1	190	Central Islip, N.Y./St. John the Baptist
26	Synceir Malone	DB	SO	1L	6-1	190	Bronx, N.Y./Iona Prep
27	Jean-Paul Roane	WR	FR	HS	5-10	185	Sicklerville, N.J./Timber Creek Regional
28	Isaiah White	LB	JR	2L	5-11	215	Medford, N.Y./Longwood
29	Damarcus Miller	DB	SO	1L	6-0	195	New Rochelle, N.Y./Archbishop Stepinac
30	Reidgee Dimanche	LB	FR	HS	6-0	220	Hamilton, N.J./Hamilton West
31	Mike Saleme	WR	FR	HS	6-2	190	New Hyde Park, N.Y./Herricks
32	Quinton Littlejohn	DB	SR	3L	5-11	180	Gaithersburg, Md./Watkins Mill
33	Donald Liotine	RB	JR	3L	5-9	210	Medford, N.Y./Stony Brook School
33	John Corpac	DB	FR	HS	5-10	190	East Setauket, N.Y./Ward Melville
34	Deyshaun Tucker	LB	JR	2L	6-0	225	Ozone Park, N.Y./Christ the King
34	Joel Baskerville	DB	FR	HS	5-11	160	Highland Falls, N.Y./James I. O'Neill
35	Shayne Lawless	LB	JR	2L	6-1	225	Moorestown, N.J./Moorestown
35	Marquee Peters	DB	FR	HS	5-10	180	Salamanca, N.Y./Ellicottville
36	TJ Morrison	CB	RS FR	RS	5-10	185	Yonkers, N.Y./Archbishop Stepinac
37	John Haggart	LB	JR	3L	6-1	250	Sayville, N.Y./Sayville
38	Kwabena Young	DB	JR	2L	6-1	195	Brooklyn, N.Y./Boys & Girls
39	Matthew Palumbo	TE	RS FR	RS	6-3	230	Smithtown, N.Y./Smithtown East
39	Anthony Del Negro	LB	FR	HS	6-2	230	Bohemia, N.Y./Connetquot
40	Randy Pringle	DB	FR	HS	6-0	175	Brooklyn, N.Y./Christ the King
41	Noah McGinty	LB	JR	2L	5-11	225	Carlsbad, Calif./Carlsbad
42	Keegan Henderson	LB	SO	1L	6-2	235	Merritt Island, Fla./Merritt Island
44	Zachary Lucas	TE	RS FR	RS	6-4	230	Northvale, N.J./Old Tappan
45	Cal Daniels	TE	JR	2L	6-2	255	Bethel, Conn./Bethel
45	Chris Higgins	LB	FR	HS	6-0	205	East Islip, N.Y./East Islip
46	Peter McKenzie	FB	RS FR	RS	6-1	230	Copiague, N.Y./Copiague

ALPHABETICAL/NUMERICAL ROSTER



No.	Name	Pos.	No.	Name	Pos.	Cl.	Exp.	Ht.	Wt.	Hometown/High School/Previous School
89	Lestrangle, Dennis	TE	47	Anthony Anderson	RB	SR	3L	6-0	255	Commack, N.Y./St. Anthony's
33	Liotine, Donald	RB	48	Justin Burns	DB	FR	HS	5-11	190	Bowie, Md./Bishop McNamara
32	Littlejohn, Quinton	DB	49	Nick Campo	FB	RS FR	RS	6-0	215	Farmingdale, N.Y./Farmingdale
70	Lopez, Brandon	DL	50	Nick Courtney	K	JR	2L	5-9	170	East Meadow, N.Y./WT Clarke
53	Lucansky, Alex	K/P	50	Tyler Kopp	LB	FR	HS	5-10	215	Naples, Fla./Naples
74	Lucas, Cameron	OL	51	Jack O'Hanlon	P	RS FR	RS	6-1	195	Glen Head, N.Y./Chaminade
44	Lucas, Zachary	TE	52	Anthony Santorelli	LS	SO	1L	6-0	190	Wantagh, N.Y./WC Mephram
24	Luster, Tadarrian	DB	53	Alex Lucansky	K/P	JR	2L	6-1	200	Orange Park, Fla./The Bolles School
26	Malone, Synceir	DB	54	Humphrey Anuh	LB	SR	3L	6-0	235	Columbia, Md./Hammond
41	McGinty, Noah	LB	55	Armani Garrick	OL	SR	3L	6-3	330	Brooklyn, N.Y./Fort Hamilton
46	McKenzie, Peter	FB	56	Billy Barber	DS	SO	1L	6-3	210	Sound Beach, N.Y./Rocky Point
65	McLean, Ian	OL	56	Mike Puetzer	OL	FR	HS	6-6	280	Glen Cove, N.Y./Glen Cove
82	Millan, Anthony	WR	57	Marc Nolan	K/P	JR	2L	6-1	205	Woodstock, Ga./Blessed Trinity Catholic
29	Miller, Damarcus	DB	58	Carson Tebbetts	DS	FR	HS	6-1	225	North Haven, Conn./North Haven
76	Miller, Jackson	OL	59	Elijah Duff	DB	RS FR	RS	5-11	210	Wyandanch, N.Y./Amityville
20	Mitchell, Isiah	CB	59	Kyle Nunez	OL	FR	HS	6-2	340	East Islip, N.Y./East Islip
36	Morrison, TJ	CB	60	Anthony Catapano	OL	RS FR	RS	6-1	315	Franklin Square, N.Y./Carey
6	Nekhet, Seba	RB	60	Eric DiCrescenzo	DS	FR	HS	6-3	215	Westmont, N.J./Haddon Township
57	Nolan, Marc	K/P	61	Kevin Schroeder	K	GR	TR	6-2	200	St. James, N.Y./Smithtown East/Towson
59	Nunez, Kyle	OL	62	Mason Zimmerman	OL	SO	1L	6-5	315	Whitehouse, Ohio/Anthony Wayne/Maryland
51	O'Hanlon, Jack	P	63	Regan Craig	OL	FR	HS	6-5	300	Rochester, N.Y./Irondequoit
92	Octavien, Peterson	DE	63	Brandon Ciullo	K/P	FR	HS	5-8	165	East Sekauket, N.Y./Ward Melville
39	Palumbo, Matthew	TE	65	Ian McLean	OL	RS FR	RS	6-6	290	St. Augustine, Fla./Menendez
22	Parler, Chris	RB	67	Brennan Souhrada	OL	RS FR	RS	6-6	325	Bayshore, N.Y./Bayshore
71	Parris, Timon	OL	68	Jaelen Vazquez	OL	SO	1L	6-2	310	Bronx, N.Y./Cardinal Hayes
1	Pearl, Darin	DB	69	Jonathan Haynes	OL	JR	1L	6-5	320	Bowie, Md./Annapolis Christian/West Virginia
35	Peters, Marquee	DB	70	Brandon Lopez	DL	SO	1L	6-1	280	Jamaica, N.Y./The Kent School
80	Poillon, Ricky	TE	71	Timon Parris	OL	SR	3L	6-5	320	Floral Park, N.Y./Floral Park
40	Pringle, Randy	DB	72	Joe Detorie	OL	SO	1L	6-3	300	Fallston, Md./Fallston
4	Pruban, Jack	K	73	Jordan Scarbrough	DT	SO	1L	6-0	290	Pittsburgh, Pa./Woodland Hills
56	Puetzer, Mike	OL	74	Cameron Lucas	OL	FR	HS	6-5	325	Lorton, Va./South Country
23	Reddock, Jabari	DB	75	Sam Kamara	DL	SO	1L	6-2	290	Carteret, N.J./Carteret
2	Reid-Segure, Travan	DB	76	Jackson Miller	OL	SR	1L	6-3	200	Elizabethtown, Pa./Lower Dauphin/Lackawanna College
27	Roane, Jean-Paul "JP"	WR	77	Malik Bathea	DL	RS FR	RS	6-2	250	Staten Island, N.Y./Poly Prep
31	Saleme, Mike	WR	79	Chris Infantino	OL	SR	3L	6-4	280	Valley Stream, N.Y./Valley Stream South
52	Santorelli, Anthony	LS	80	Ricky Poillon	TE	FR	HS	6-4	225	Lancaster, Pa./Lancaster Catholic
73	Scarbrough, Jordan	DT	81	Delante Hellams Jr.	WR	FR	HS	6-0	200	Washington, D.C./Dematha Catholic
61	Schroeder, Kevin	K	82	Anthony Millan	WR	RS FR	RS	6-2	195	Garden City Couth, N.Y./Frank Carey
67	Souhrada, Brennan	OL	83	Harrison Jackson	WR	GR	RS	6-2	210	Round Hill, Va./Louden Valley/Boston College
16	Stanbury, Oniel	DB	84	P.J. Edwards	TE	SR	3L	6-6	250	West Hartford, Conn./Northwest Catholic
58	Tebbetts, Carson	DS	84	Briand Dorgil	WR	FR	HS	6-1	210	Orlando, Fla./Lake Nona
88	Tolomei, Travis	DE	85	Devan Lawson	TE	FR	HS	6-2	245	Chestnut Ridge, N.Y./Spring Valley
86	Trent, Andrew	WR	86	Andrew Trent	WR	SO	1L	6-1	190	Bellport, N.Y./Bellport
34	Tucker, Deyshaun	LB	87	Nick Anderson	WR	JR	2L	6-2	195	Lakewood, Calif./Lakewood
7	Vadis, Kyle	WR	88	Connor Davis	TE	SR	3L	6-8	260	Fallston, Md./Fallston
94	Valentin, Josh	DL	88	Travis Tolomei	DE	FR	HS	6-3	230	Hershey, Pa./Milton Hershey
68	Vazquez, Jaelen	OL	89	Dennis Lestrangle*	TE	SR	3L	6-4	250	Smithtown, N.Y./Smithtown East
5	Washington, Donavin	WR	90	Petey Wilks	DL	FR	HS	6-0	300	Brooklyn, N.Y./Erasmus Hall
18	Webb, Jahquel	WR	91	Zach Brady	DL	SO	1L	6-2	255	Center Moriches, N.Y./Center Moriches
28	White, Isaiah	LB	92	Peterson Octavien	DE	RS FR	RS	6-3	265	Naples, Fla./Golden Gate
90	Wilks, Selwin "Petey"	DL	93	Ousmane Camara	DL	SR	3L	6-1	310	Bay Shore, N.Y./Bay Shore
19	Wingate, Julius	WR	94	Josh Valentin	DL	JR	2L	6-3	295	Bay Shore, N.Y./Commack
95	Worrell, Lorenzo	DL	95	Lorenzo Worrell	DL	RS FR	RS	6-4	250	Rosedale, N.Y./Christ the King
38	Young, Kwabena	DB	96	Odean Gilzene	DL	SO	1L	6-2	260	Bronx, N.Y./Mount St. Michael Academy
62	Zimmerman, Mason	OL	98	Tahriq Gordon	DL	RS FR	1L	6-3	210	Brooklyn, N.Y./Nazareth

* = 2017 team captain
roster as of July 24, 2017



DEPTH CHART

OFFENSE

LT	71	Timon Parris (6-5, 320, Sr.)
	79	Chris Infantino (6-4, 280, Sr.)
LG	55	Armani Garrick (6-3, 330, Sr.)
	68	Jaelen Vazquez (6-2, 310, So.)
C	72	Joe Detorie (6-3, 300, So.)
	60	Anthony Catapano (6-1, 315, Fr-R)
RG	62	Mason Zimmerman (6-5, 315, So.)
	65	Ian McLean (6-6, 290, Fr-R)
RT	76	Jackson Miller (6-5, 295, Sr.)
	69	Jonathan Haynes (6-5, 320, Jr.)
Y	45	Cal Daniels (6-2, 255, Jr.)
	88	Connor Davis (6-8, 260, Sr.)
	89	Dennis Lestrangle (6-4, 250, Sr.)
QB	10	Joe Carbone (6-2, 215, Jr.)
	18	Tyquell Fields (6-2, 200, Fr-R)
TB	33	Donald Liotine (5-9, 210, Jr.)
	21	Stacey Bedell (5-9, 190, Sr.)
	23	Jordan Gowins (5-11, 225, Jr.)
	3	Sherman Alston Jr. (5-6, 175, Sr.)
WR	5	Donavin Washington (5-9, 190, Sr.)
	87	Nick Anderson (6-2, 195, Jr.)
WR	83	Harrison Jackson (6-2, 210, Gr-R)
	86	Andrew Trent (6-1, 180, So.)
WR	13	Ray Bolden (5-9, 190, Sr.)
	19	Julius Wingate (6-3, 205, Sr.)

SPECIALISTS

K	53	Alex Lucansky (6-0, 200, Jr.)
	4	Jack Pruban (5-9, 195, Fr.)
P	57	Marc Nolan (6-1, 205, Jr.)
	51	Jack O'Hanlon (6-1, 195, Fr-R)
DS	56	Billy Barber (6-3, 210, So.)
	52	Anthony Santorelli (6-0, 190, So.)
HO	57	Marc Nolan (6-1, 205, Jr.)
	51	Jack O'Hanlon (6-1, 195, Fr-R)
KOR	3	Sherman Alston Jr. (5-6, 175, Sr.)
	1	Darin Peart (5-10, 200, Sr.)
PR	5	Donavin Washington (5-9, 190, Sr.)
	3	Sherman Alston Jr. (5-6, 175, Sr.)

DEFENSE

DE	75	Sam Kamara (6-2, 280, So.)
	96	Odean Gilzene (6-1, 260, So.)
NT	93	Ousmane Camara (6-1, 310, Sr.)
	73	Jordan Scarbrough (5-11, 290, So.)
DT	94	Josh Valentin (6-3, 295, Jr.)
	90	Selwin Wilks (6-0, 300, Fr.)
Anchor	37	John Haggart (6-1, 250, Jr.)
	54	Humphrey Anuh (6-0, 235, Sr.)
	98	Tahriq Gordon (6-4, 210, Fr-R)
MLB	41	Noah McGinty (5-11, 225, Jr.)
	42	Keegan Henderson (6-3, 235, So.)
Buck	35	Shayne Lawless (6-1, 225, Jr.)
	28	Isaiah White (5-11, 215, Jr.)
Rover	6	Tyrice Beverette (6-0, 210, Sr.)
	16	Augie Contressa (6-0, 200, Fr-R)
BC	32	Quinton Littlejohn (5-11, 180, Sr.)
	11	Gavin Heslop (6-1, 195, So.)
FS	1	Darin Peart (5-10, 200, Sr.)
	26	Synceir Malone (6-0, 190, So.)
Whip	17	Chris Cooper (5-11, 200, Sr.)
	14	EJ Finneran (6-4, 220, Fr-R)
FC	2	Travon Reid-Segure (5-10, 185, Sr.)
	36	TJ Morrison (5-18, 185, Fr-R)

PRONUNCIATIONS

1	Darin PeartPert
2	Travon Reid-SegureReed-Seeg-your
11	Gavin Heslophess-LOP
21	Stacey BedellBuh-DELL
23	Jordan GowinsGOW-ins
33	Donald LiotineLee-Oh-Teen
38	Kwabena YoungKwah-beh-nah
54	Humphrey AnuhUh-noo
71	Timon ParrisTih-moan
93	Ousmane CamaraOose-mon
94	Josh ValentinVal-n-teen

Coaches

Chuck PriorePRE-or-E
Chris Bachebay-jay

CAREER STARTS

33	Timon Parris, Armani Garrick
29	Ousmane Camara
25	Stacey Bedell(&)
21	Darin Peart
19	Ray Bolden, Travon Reid-Segure, Dennis Lestrangle, Tyrice Beverette
18	John Haggart
15	Cal Daniels
13	Donavin Washington, Connor Davis, Noah McGinty
11	Joe Carbone, Jackson Miller, Chris Cooper, Shayne Lawless
10	Josh Valentin
7	Donald Liotine
6	Mason Zimmerman
5	Jonathan Haynes, Humphrey Anuh
4	Quinton Littlejohn, Julius Wingate
3	P.J. Edwards, Allen Singleton, Sam Kamara, Anthony Anderson
1	Sherman Alston Jr., Andrew Trent, Pat Irwin, Keegan Henderson, Jack Cassidy

CONSECUTIVE STARTS

33	Armani Garrick, Timon Parris
21	Darin Peart

CAREER GAMES PLAYED

35	Sherman Alston Jr. (~)
34	Stacey Bedell(&)
33	Timon Parris, Armani Garrick
32	Dennis Lestrangle, Ousmane Camara,
31	Connor Davis, Tyrice Beverette, Darin Peart,
30	Quinton Littlejohn
29	Julius Wingate
24	P.J. Edwards
23	Harrison Jackson (%)
22	Donavin Washington
21	Travon Reid-Segure, Donald Liotine, Shayne Lawless, Noah McGinty, Cal Daniels, Marc Nolan
20	Humphrey Anuh, Alex Lucansky, Chris Cooper,
18	Joe Carbone
16	Isaiah White, Josh Valentin
14	Jonathan Haynes(+), Jordan Gowins (=)
11	Jackson Miller
10	Synceir Malone
9	Keegan Henderson, Mason Zimmerman,
8	Sam Kamara, Gavin Heslop
7	Chris Parler, Jordan Scarbrough
6	Nick Anderson
5	Odean Gilzene
4	Joe Detorie, Pat Irwin
3	Zach Brady
1	Kyle Vadis, Chris Infantino, Jack Cassidy

& - includes 4 starts and 10 games played at UMass (2012 and 2013)
 ~ - includes five games played at West Virginia; -- includes 24 games played at Boston College
 % - includes three games played at Boston College; = - included 21 games played at Boston College

bold - has started for Stony Brook at that position

STATISTICAL REVIEW



Date	Opponent	Score	Att.
Sep 01, 2016	#19 NORTH DAKOTA	W 13-9	6153
Sep 10, 2016	at Temple	L 0-38	22296
* Sep 17, 2016	#2 RICHMOND	W 42-14	4450
Sep 24, 2016	SACRED HEART	L 10-38	7833
* Oct 08, 2016	at Towson	W 27-20	7059
* Oct 15, 2016	RHODE ISLAND	W 14-3	12221
* Oct 22, 2016	at Delaware	W 28-3	12972
* Oct 29, 2016	at New Hampshire	L 14-43	5029
* Nov 05, 2016	WILLIAM & MARY	L 9-14	5732
* Nov 12, 2016	MAINE	L 21-27	5330
* Nov 19, 2016	at UAlbany	L 6-13	3836

Rushing	gp	att	gain	loss	net	avg	td	lg	avg/g
Stacey Bedell	11	152	767	69	698	4.6	10	50	63.5
Jordan Gowins	11	131	542	34	508	3.9	2	23	46.2
Donald Liotine	11	54	268	9	259	4.8	2	50	23.5
S. Alston Jr.	11	20	119	10	109	5.4	0	38	9.9
Joe Carbone	10	60	196	121	75	1.2	2	24	7.5
Pat Irwin	4	14	28	10	18	1.3	0	7	4.5
D. Washington	3	1	12	0	12	12.0	0	12	4.0
Chris Parler	7	2	8	0	8	4.0	0	6	1.1
Tim Keith	10	1	7	0	7	7.0	0	7	0.7
Total	11	445	1947	272	1675	3.8	17	50	152.3
Opponents	11	413	1461	349	1112	2.7	11	36	101.1

Passing	gp	effic	comp-att-int	pct	yds	td	lg	avg/g
Joe Carbone	10	91.80	93-179-12	52.0	1017	3	47	101.7
Jack Cassidy	1	56.25	9-24-3	37.5	125	0	55	125.0
Pat Irwin	4	28.82	5-23-2	21.7	67	0	17	16.8
Total	11	81.62	107-226-17	47.3	1209	3	55	109.9
Opponents	11	113.86	169-309-10	54.7	1904	13	46	173.1

Receiving	gp	no.	yds	avg	td	lg	avg/g
Ray Bolden	11	37	536	14.5	1	55	48.7
Tim Keith	10	19	263	13.8	1	38	26.3
S. Alston Jr.	11	13	79	6.1	0	11	7.2
H. Jackson	2	5	64	12.8	0	18	32.0
A. Anderson	11	5	55	11.0	0	17	5.0
Cal Daniels	11	5	39	7.8	0	18	3.5
Andrew Trent	10	4	42	10.5	0	15	4.2
Donald Liotine	11	4	32	8.0	0	15	2.9
Julius Wingate	11	3	26	8.7	0	12	2.4
Steve Marino	10	3	22	7.3	1	9	2.2
D. Washington	3	2	39	19.5	0	36	13.0
Jordan Gowins	11	2	0	0.0	0	3	0.0
D. Lestrangle	11	1	11	11.0	0	11	1.0
Pat D'Amato	11	1	8	8.0	0	8	0.7
Stacey Bedell	11	1	5	5.0	0	5	0.5
Total	11	107	1209	11.3	3	55	109.9
Opponents	11	169	1904	11.3	13	46	173.1

Field Goals	fg	pct.	01-19	20-29	30-39	40-49	50-99	lg	blk
P. Popek	3-6	50.0	0-0	3-3	0-3	0-0	0-0	27	2

Scoring	td	fg	PAT				dpx	saf	pts
			kick	rush	rcv	pass			
Stacey Bedell	10	-	-	-	-	-	-	60	
P. Popek	-	3-6	23-24	-	-	-	-	32	
Joe Carbone	2	-	-	-	0-1	-	-	12	
Kye Morgan	2	-	-	-	-	-	-	12	
Jordan Gowins	2	-	-	-	-	-	-	12	
Donald Liotine	2	-	-	-	-	-	-	12	
T. Reid-Segure	1	-	-	-	-	-	-	6	
Tim Keith	1	-	-	-	-	-	-	6	
S. Alston Jr.	1	-	-	-	-	-	-	6	
Steve Marino	1	-	-	-	-	-	-	6	
Jaheem Woods	1	-	-	-	-	-	-	6	
Ray Bolden	1	-	-	-	-	-	-	6	
Cal Daniels	1	-	-	-	-	-	-	6	
TEAM	-	-	-	-	-	-	1	2	
Total	25	3-6	23-24	-	0-1	-	1	184	
Opponents	28	8-10	26-27	-	1-1	-	1	222	

Score by Quarters	1st	2nd	3rd	4th	OT	Total
Stony Brook	42	27	49	66	0	184
Opponents	60	74	64	24	0	222

Record:	Overall	Home	Away	Neutral
All games	5-6	3-3	2-3	0-0
Conference	4-4	2-2	2-2	0-0
Non-Conference	1-2	1-1	0-1	0-0

Team Statistics	SBU	OPP
FIRST DOWNS	145	177
Rushing	76	68
Passing	61	91
Penalty	8	18
RUSHING YARDAGE	1675	1112
Rushing Attempts	445	413
Average Per Rush	3.8	2.7
Average Per Game	152.3	101.1
TDs Rushing	17	11
PASSING YARDAGE	1209	1904
Comp-Att-Int	107-226-17	169-309-10
Average Per Pass	5.3	6.2
Average Per Catch	11.3	11.3
Average Per Game	109.9	173.1
TDs Passing	3	13
TOTAL OFFENSE	2884	3016
Average Per Play	4.3	4.2
Average Per Game	262.2	274.2
KICK RETURNS: #-Yards	36-711	38-862
PUNT RETURNS: #-Yards	23-174	19-179
INT RETURNS: #-Yards	10-109	17-169
FUMBLES-LOST	21-11	21-8
PENALTIES-Yards	71-552	49-457
PUNTS-AVG	68-40.7	69-39.9
TIME OF POSSESSION/Game	29:44	30:16
3RD-DOWN Conversions	52/155	56/158
4TH-DOWN Conversions	7/18	2/17

Interceptions	no.	yds	avg	td	lg
T. Beverette	4	65	16.2	0	43
T. Reid-Segure	2	38	19.0	1	26
Jaheem Woods	2	0	0.0	0	0
Chris Cooper	1	6	6.0	0	4
Kye Morgan	1	0	0.0	0	0

Punting	no.	yds	avg	lg	tb	fc	i20	50+	blk
Marc Nolan	68	2770	40.7	63	3	24	19	7	0

Punt Returns	no.	yds	avg	td	lg
S. Alston Jr.	20	112	5.6	0	28
Gavin Heslop	1	21	21.0	0	0
D. Washington	1	13	13.0	0	13
Synceir Malone	1	15	15.0	0	0
Kye Morgan	0	13	0.0	2	7
Total	23	174	7.6	2	28
Opponents	19	179	9.4	0	54

Kick Returns	no.	yds	avg	td	lg
S. Alston Jr.	22	503	22.9	1	96
Donald Liotine	6	61	10.2	0	18
Darin Peart	4	68	17.0	0	26
Tim Keith	2	29	14.5	0	17
Jaheem Woods	1	-3	-3.0	0	0
D. Washington	1	53	53.0	0	53
Total	36	711	19.8	1	96
Opponents	38	862	22.7	0	91

All Purpose	g	rush	rcv	pr	kr	ir	total	avg/g
S. Alston Jr.	11	109	79	112	503	0	803	73.0
Stacey Bedell	11	698	5	0	0	0	703	63.9
Ray Bolden	11	0	536	0	0	0	536	48.7
Jordan Gowins	11	508	0	0	0	0	508	46.2
Donald Liotine	11	259	32	0	61	0	352	32.0
Total	11	1675	1209	174	711	109	3878	352.5
Opponents	11	1112	1904	179	862	169	4226	384.2

Total Offense	g	plays	rush	pass	total	avg/g
Joe Carbone	10	239	75	1017	1092	109.2
Stacey Bedell	11	152	698	0	698	63.5
Jordan Gowins	11	131	508	0	508	46.2
Donald Liotine	11	54	259	0	259	23.5
Jack Cassidy	1	27	-11	125	114	114.0
Total	11	671	1675	1209	2884	262.2
Opponents	11	722	1412	1904	3016	274.2



STATISTICAL REVIEW

Rushing	gp	att	gain	loss	net	avg	td	lg	avg/g
Stacey Bedell	11	152	767	69	698	4.6	10	50	63.5
Jordan Gowins	11	131	542	34	508	3.9	2	23	46.2
Donald Liotine	11	54	268	9	259	4.8	2	50	23.5
S. Alston Jr.	11	20	119	10	109	5.4	0	38	9.9
Joe Carbone	10	60	196	121	75	1.2	2	24	7.5
Pat Irwin	4	14	28	10	18	1.3	0	7	4.5
D. Washington	3	1	12	0	12	12.0	0	12	4.0
Chris Parler	7	2	8	0	8	4.0	0	6	1.1
Tim Keith	10	1	7	0	7	7.0	0	7	0.7
Cal Daniels	11	0	0	0	0	0.0	1	0	0.0
TEAM	4	7	0	8	-8	-1.1	0	0	-2.0
Jack Cassidy	1	3	0	11	-11	-3.7	0	0	-11.0
Total	11	445	1947	272	1675	3.8	17	50	152.3
Opponents	11	413	1461	349	1112	2.7	11	36	101.1

Passing	gp	effic	comp-att-int	pct	yds	td	lg	avg/g
Joe Carbone	10	91.80	93-179-12	52.0	1017	3	47	101.7
Jack Cassidy	1	56.25	9-24-3	37.5	125	0	55	125.0
Pat Irwin	4	28.82	5-23-2	21.7	67	0	17	16.8
Total	11	81.62	107-226-17	47.3	1209	3	55	109.9
Opponents	11	113.86	169-309-10	54.7	1904	13	46	173.1

Receiving	gp	no.	yds	avg	td	lg	avg/g
Ray Bolden	11	37	536	14.5	1	55	48.7
Tim Keith	10	19	263	13.8	1	38	26.3
S. Alston Jr.	11	13	79	6.1	0	11	7.2
H. Jackson	2	5	64	12.8	0	18	32.0
A. Anderson	11	5	55	11.0	0	17	5.0
Cal Daniels	11	5	39	7.8	0	18	3.5
Andrew Trent	10	4	42	10.5	0	15	4.2
Donald Liotine	11	4	32	8.0	0	15	2.9
Julius Wingate	11	3	26	8.7	0	12	2.4
Steve Marino	10	3	22	7.3	1	9	2.2
D. Washington	3	2	39	19.5	0	36	13.0
Jordan Gowins	11	2	0	0.0	0	3	0.0
D. Lestrangle	11	1	11	11.0	0	11	1.0
Pat D'Amato	11	1	8	8.0	0	8	0.7
Stacey Bedell	11	1	5	5.0	0	5	0.5
Connor Davis	8	1	3	3.0	0	3	0.4
Joe Carbone	10	1	-15	-15.0	0	0	-1.5
Total	11	107	1209	11.3	3	55	109.9
Opponents	11	169	1904	11.3	13	46	173.1

Punt Returns	no.	yds	avg	td	lg
S. Alston Jr.	20	112	5.6	0	28
D. Washington	1	13	13.0	0	13
Gavin Heslop	1	21	21.0	0	0
Synceir Malone	1	15	15.0	0	0
Kye Morgan	0	13	0.0	2	7
Total	23	174	7.6	2	28
Opponents	19	179	9.4	0	54

Interceptions	no.	yds	avg	td	lg
T. Beverette	4	65	16.2	0	43
Jaheem Woods	2	0	0.0	0	0
T. Reid-Segure	2	38	19.0	1	26
Chris Cooper	1	6	6.0	0	4
Kye Morgan	1	0	0.0	0	0
Total	10	109	10.9	1	43
Opponents	17	169	9.9	2	44

Kick Returns	no.	yds	avg	td	lg
S. Alston Jr.	22	503	22.9	1	96
Donald Liotine	6	61	10.2	0	18
Darin Peart	4	68	17.0	0	26
Tim Keith	2	29	14.5	0	17
D. Washington	1	53	53.0	0	53
Jaheem Woods	1	-3	-3.0	0	0
Total	36	711	19.8	1	96
Opponents	38	862	22.7	0	91

Fumble Returns	no.	yds	avg	td	lg
Jaheem Woods	1	55	55.0	1	55
Total	1	55	55.0	1	55
Opponents	3	58	19.3	2	33

STATISTICAL REVIEW



Scoring	td	fg	PAT				dxp	saf	pts
			kick	rush	rcv	pass			
Stacey Bedell	10	-	-	-	-	-	-	60	
P. Popek	-	3-6	23-24	-	-	-	-	32	
Jordan Gowins	2	-	-	-	-	-	-	12	
Joe Carbone	2	-	-	-	-	0-1	-	12	
Donald Liotine	2	-	-	-	-	-	-	12	
Kye Morgan	2	-	-	-	-	-	-	12	
S. Alston Jr.	1	-	-	-	-	-	-	6	
Ray Bolden	1	-	-	-	-	-	-	6	
Cal Daniels	1	-	-	-	-	-	-	6	
Steve Marino	1	-	-	-	-	-	-	6	
Tim Keith	1	-	-	-	-	-	-	6	
T. Reid-Segure	1	-	-	-	-	-	-	6	
Jaheem Woods	1	-	-	-	-	-	-	6	
TEAM	-	-	-	-	-	-	1	2	
Total	25	3-6	23-24	-	-	0-1	-	184	
Opponents	28	8-10	26-27	-	1	1-1	-	222	

Total Offense	g	plays	rush	pass	total	avg/g
Joe Carbone	10	239	75	1017	1092	109.2
Stacey Bedell	11	152	698	0	698	63.5
Jordan Gowins	11	131	508	0	508	46.2
Donald Liotine	11	54	259	0	259	23.5
Jack Cassidy	1	27	-11	125	114	114.0
S. Alston Jr.	11	20	109	0	109	9.9
Pat Irwin	4	37	18	67	85	21.2
D. Washington	3	1	12	0	12	4.0
Chris Parler	7	2	8	0	8	1.1
Tim Keith	10	1	7	0	7	0.7
TEAM	4	7	-8	0	-8	-2.0
Total	11	671	1675	1209	2884	262.2
Opponents	11	722	1112	1904	3016	274.2

Field Goals	fg	pct.	01-19	20-29	30-39	40-49	50-99	lg	blk
P. Popek	3-6	50.0	0-0	3-3	0-3	0-0	0-0	27	2

Punting	no.	yds	avg	lg	tb	fc	i20	50+	blk
Marc Nolan	68	2770	40.7	63	3	24	19	7	0
Total	68	2770	40.7	63	3	24	19	7	0
Opponents	69	2755	39.9	81	4	17	25	13	2

FG Sequence	Stony Brook	Opponents
North Dakota	37	-
Temple	-	(21)
Richmond	-	-
Sacred Heart	(27)	(33)
Towson	-	(23),(27)
Rhode Island	39,38	(32)
Delaware	-	(23)
New Hampshire	-	-
William & Mary	-	42
Maine	-	-
UAlbany	(22),(24)	(50),(21),33

Kickoffs	no.	yds	avg	tb	ob	retn	net	ydln
Alex Lucansky	32	1866	58.3	1	0			
P. Popek	7	394	56.3	1	0			
Marc Nolan	1	63	63.0	0	0			
Total	40	2323	58.1	2	0	22.7	35.3	29
Opponents	45	2471	54.9	6	0	19.8	35.8	29

Numbers in (parentheses) indicate field goal was made.



STATISTICAL REVIEW

#	Defensive Leaders	gp	Tackles				tfl/yds	Sacks no-yds	Pass defense			Fumbles		blkd	
			ua	a	tot	no-yds			int-yds	brup	qbh	rcv-yds	ff	kick	saf
6	T. Beverette	11	59	39	98	9.0-52	4.5-36	4-65	4	.	1-0	4	.	.	
35	Shayne Lawless	11	45	33	78	9.0-18	.	.	3	.	.	1	.	.	
41	Noah McGinty	11	40	36	76	7.5-36	3.0-27	.	1	1	1-0	.	.	.	
8	Jaheem Woods	11	43	30	73	9.5-40	3.0-23	2-0	3	.	1-55	1	.	.	
17	Chris Cooper	11	26	26	52	2.5-9	.	1-6	2	
27	Darin Peart	11	33	9	42	.	.	.	5	.	.	.	1	.	
37	John Haggart	11	23	15	38	13.5-48	4.0-26	.	2	.	1-0	4	.	.	
2	T. Reid-Segure	10	22	10	32	.	.	2-38	5	.	1-0	.	.	.	
23	Kye Morgan	11	16	14	30	2.5-4	.	1-0	.	.	.	1	.	.	
93	Ousmane Camara	11	9	15	24	2.5-11	1.0-7	.	1	.	1-0	1	.	.	
54	Humphrey Anuh	7	7	13	20	1.5-1	
94	Josh Valentin	11	9	10	19	5.5-22	2.0-17	.	.	.	1-0	2	.	.	
31	Marvin Hart	9	7	10	17	2.0-2	.	.	2	
32	Q. Littlejohn	9	10	6	16	1.0-1	.	.	1	
20	Jake Carlock	10	10	5	15	4.5-15	1.5-9	.	1	1	
11	Gavin Heslop	8	8	5	13	.	.	.	1	.	.	.	1	.	
95	Aaron Thompson	5	4	8	12	2.5-12	1.0-10	
99	Allen Singleton	9	3	7	10	2.0-6	1.0-4	
73	J. Scarbrough	7	2	7	9	1.5-3	
42	K. Henderson	9	3	6	9	1.0-10	1.0-10	.	.	1	
75	Sam Kamara	8	3	6	9	0.5-1	.	.	.	2	
33	Donald Liotine	11	6	1	7	
88	Connor Davis	8	4	2	6	1.0-2	.	.	.	1	
28	Isaiah White	10	4	1	5	2.0-2	1.0-1	
26	Synceir Malone	10	1	1	2	1	.	
57	Marc Nolan	11	2	.	2	
1	Tim Keith	10	2	.	2	
34	Deyshawn Tucker	9	2	.	2	1-0	.	.	.	
13	Ray Bolden	11	1	.	1	
47	A. Anderson	11	.	1	1	
45	Cal Daniels	11	1	.	1	
76	Jackson Miller	11	1	.	1	
62	M. Zimmerman	9	1	.	1	
59	Kevin Fennell	11	1	.	1	
55	Armani Garrick	11	1	.	1	
58	P. Popek	10	1	.	1	
53	Alex Lucansky	10	1	.	1	
91	Zach Brady	4	1	.	1	1.0-2	
80	Steve Marino	10	1	.	1	
22	Chris Parler	7	1	.	1	
	TM TEAM	4	1	
	Total	11	414	316	730	82-297	24-185	10-109	31	6	8-55	14	3	1	
	Opponents	11	385	328	713	78-250	21-120	17-169	24	5	11-58	13	2	1	

STATISTICAL REVIEW



2016 RUSHING/RECEIVING GAME-BY-GAME STATS

RUSHING	NO-YDS/ID	UND	TEM	RICHMO	SHU	TOWSON	URI	DELAWA	UNH	WM	MAINE	ALBANY
Stacey Bedell	152-698/10	15-42/0	10-18/0	17-100/4	14-62/1	20-125/2	26-138/1	14-120/2	12-15/0	16-58/0	8-20/0	-
Jordan Gowins	131-508/2	10-26/0	11-36/0	15-46/0	12-46/0	12-62/1	21-108/1	9-21/0	12-30/0	7-29/0	10-46/0	12-58/0
Donald Liotine	54-259/2	1-0/0	1-0/0	3-13/0	5-31/0	1--2/0	-	4-21/0	8-23/0	2-13/0	8-94/2	21-66/0
S. Alston Jr.	20-109/0	1-24/0	-	7-45/0	3-14/0	-	1--4/0	1-7/0	2-9/0	1-1/0	2--1/0	2-14/0
Joe Carbone	60-75/2	7--30/0	7--21/0	2-7/0	3--23/0	7-22/1	4--7/0	7-45/1	10-26/0	13-56/0	DNP	-
Pat Irwin	14-18/0	DNP	5-16/0	DNP	2-6/0	DNP	DNP	DNP	DNP	-	7--4/0	DNP
D. Washington	1-12/0	-	-	1-12/0	DNP	DNP	DNP	DNP	DNP	DNP	DNP	DNP
Chris Parler	2-8/0	-	-	-	2-8/0	-	-	-	DNP	DNP	DNP	DNP
Tim Keith	1-7/0	-	DNP	-	-	-	1-7/0	-	-	-	-	-
TEAM	7--8/0	DNP	DNP	3--2/0	DNP	1--2/0	DNP	3--4/0	DNP	-	DNP	DNP
Jack Cassidy	3--11/0	DNP	DNP	DNP	DNP	DNP	DNP	DNP	DNP	DNP	DNP	3--11/0

RECEIVING	No-Yds/TD	UND	TEM	RICHMO	SHU	TOWSON	URI	DELAWA	UNH	WM	MAINE	ALBANY
Ray Bolden	37-536/1	5-60/0	2-13/0	4-85/1	6-83/0	5-82/0	3-32/0	1-10/0	3-29/0	1-18/0	4-50/0	3-74/0
Tim Keith	19-263/1	1-14/0	DNP	2-30/0	-	2-18/0	2-22/0	3-55/0	5-82/1	2-23/0	-	2-19/0
S. Alston Jr.	13-79/0	2-14/0	-	1-4/0	1-3/0	4-33/0	1-10/0	-	3-11/0	-	-	1-4/0
H. Jackson	5-64/0	3-43/0	2-21/0	DNP	DNP	DNP	DNP	DNP	DNP	DNP	DNP	DNP
A. Anderson	5-55/0	1-15/0	1-10/0	2-13/0	-	-	-	-	-	-	1-17/0	-
Andrew Trent	4-42/0	2-23/0	-	-	-	2-19/0	-	-	-	-	-	DNP
D. Washington	2-39/0	-	2-39/0	-	DNP	DNP	DNP	DNP	DNP	DNP	DNP	DNP
Cal Daniels	5-39/0	-	1-1/0	1-18/0	-	-	-	1-7/0	1-5/0	-	-	1-8/0
Donald Liotine	4-32/0	1-5/0	-	1-5/0	-	-	-	-	1-7/0	-	-	1-15/0
Julius Wingate	3-26/0	-	-	-	-	1-5/0	-	-	1-9/0	1-12/0	-	-
Steve Marino	3-22/1	DNP	-	-	-	1-8/0	-	-	1-9/1	-	-	1-5/0
D. Lestrangle	1-11/0	-	-	-	1-11/0	-	-	-	-	-	-	-
Pat D'Amato	1-8/0	-	-	-	-	-	-	-	1-8/0	-	-	-
Stacey Bedell	1-5/0	-	-	-	-	-	-	-	1-5/0	-	-	-
Connor Davis	1-3/0	-	DNP	DNP	DNP	-	-	1-3/0	-	-	-	-
Jordan Gowins	2-0/0	-	-	-	-	-	-	-	2-0/0	-	-	-
Joe Carbone	1--15/0	1--15/0	-	-	-	-	-	-	-	-	DNP	-

2016 PASSING GAME-BY-GAME STATS

#10 Joe Carbone	Comp	Att	Int	Pct	Yards	TD	Long	Sacked	Effic
North Dakota	16	31	0	51.6	159	0	24	4-22	94.70
Temple	8	17	2	47.1	84	0	36	3-21	65.04
Richmond	11	15	1	73.3	155	1	47	0-0	168.80
Sacred Heart	8	21	2	38.1	97	0	20	3-23	57.85
Towson	15	23	0	65.2	165	0	25	2-12	125.48
Rhode Island	6	16	0	37.5	64	0	27	2-10	71.10
Delaware	6	13	1	46.2	75	0	28	1-9	79.23
New Hampshire	19	31	4	61.3	165	2	38	2-6	101.48
William & Mary	4	12	2	33.3	53	0	19	0-0	37.10
TOTALS	93	179	12	52.0	1017	3	47	17-103	91.80

#9 Jack Cassidy	Comp	Att	Int	Pct	Yards	TD	Long	Sacked	Effic
UAlbany	9	24	3	37.5	125	0	55	2-8	56.25
TOTALS	9	24	3	37.5	125	0	55	2-8	56.25

#12 Pat Irwin	Comp	Att	Int	Pct	Yards	TD	Long	Sacked	Effic
Temple	0	3	1	0.0	0	0	0	0-0	-66.67
William & Mary	0	7	0	0.0	0	0	0	0-0	0.00
Maine	5	13	1	38.5	67	0	17	2-9	66.37
TOTALS	5	23	2	21.7	67	0	17	2-9	28.82



STARTING LINEUPS

2016 DEFENSIVE GAME-BY-GAME STATS

Total Tackles	UA-A	Total	UND	TEM	RICHMO	SHU	TOWSON	URI	DELAWA	UNH	WM	MAINE	ALBANY
T. Beverette	59-39	98	7-2	4-2	1-2	6-3	3-6	10-1	8-5	5-2	3-5	8-7	4-4
Shayne Lawless	45-33	78	6-3	6-1	6-2	7-4	5-4	3-1	2-4	-	4-3	5-6	1-5
Noah McGinty	40-36	76	3-1	6-1	3-2	1-3	1-4	2-2	5-3	4-1	7-5	5-6	3-8
Jaheem Woods	43-30	73	8-3	3-1	6-3	4-4	6-4	1-3	3-4	5-0	1-2	4-2	2-4
Chris Cooper	26-26	52	3-3	2-0	2-3	4-1	3-2	3-2	2-5	2-0	2-3	2-3	1-4
Darin Peart	33-9	42	3-0	5-1	6-0	5-0	1-2	2-0	-	-	3-2	6-3	2-1
John Haggart	23-15	38	1-1	0-1	1-0	3-4	2-0	1-1	9-2	3-1	3-1	0-4	-
T. Reid-Segure	22-10	32	2-0	2-0	2-1	6-3	1-0	1-0	2-1	1-1	DNP	3-1	2-3
Kye Morgan	16-14	30	-	4-1	1-1	-	2-0	1-0	1-1	0-2	0-2	3-3	4-4
Ousmane Camara	9-15	24	0-2	-	2-1	1-1	3-2	0-2	1-1	0-3	1-3	1-0	-
Humphrey Anuh	7-13	20	1-2	1-1	-	1-1	1-3	1-3	2-3	DNP	DNP	DNP	DNP
Josh Valentin	9-10	19	1-0	3-0	2-0	0-2	0-1	-	1-1	-	1-0	1-1	0-5
Marvin Hart	7-10	17	DNP	1-1	DNP	-	1-0	0-1	-	2-0	3-7	0-1	-
Q. Littlejohn	10-6	16	2-0	DNP	0-1	1-1	3-3	-	1-1	1-0	2-0	-	DNP
Jake Carlock	10-5	15	DNP	3-0	0-1	-	-	3-0	1-1	1-1	1-1	-	1-1
Gavin Heslop	8-5	13	-	2-0	2-4	1-1	2-0	1-0	DNP	DNP	DNP	-	-
Aaron Thompson	4-8	12	0-3	-	0-1	DNP	DNP	DNP	DNP	DNP	DNP	2-1	2-3
Allen Singleton	3-7	10	DNP	-	0-1	1-4	-	-	2-0	0-1	-	0-1	DNP
Sam Kamara	3-6	9	DNP	DNP	1-0	0-1	-	-	1-0	1-3	0-1	0-1	DNP
K. Henderson	3-6	9	1-0	1-0	0-1	0-2	0-1	-	DNP	DNP	-	-	1-2
J. Scarbrough	2-7	9	DNP	DNP	DNP	DNP	-	-	1-1	0-1	0-3	-	1-2
Donald Liotine	6-1	7	1-0	-	2-0	0-1	-	1-0	1-0	-	1-0	-	-
Connor Davis	4-2	6	-	DNP	DNP	DNP	-	-	-	-	2-0	1-0	1-2
Isaiah White	4-1	5	DNP	-	-	1-0	-	0-1	-	-	1-0	1-0	1-0
Synceir Malone	1-1	2	DNP	1-0	-	-	-	0-1	-	-	-	-	-
Tim Keith	2-0	2	-	DNP	-	-	-	-	-	1-0	1-0	-	-
Marc Nolan	2-0	2	-	1-0	-	1-0	-	-	-	-	-	-	-
Deyshawn Tucker	2-0	2	-	-	DNP	-	-	-	1-0	1-0	-	-	DNP
Jackson Miller	1-0	1	-	1-0	-	-	-	-	-	-	-	-	-
M. Zimmerman	1-0	1	-	-	DNP	DNP	-	-	-	-	-	-	1-0
Kevin Fennell	1-0	1	-	-	-	1-0	-	-	-	-	-	-	-
P. Popek	1-0	1	-	DNP	-	-	-	1-0	-	-	-	-	-
Armani Garrick	1-0	1	-	-	-	-	-	-	-	1-0	-	-	-
Alex Lucansky	1-0	1	-	-	-	-	-	-	-	1-0	-	DNP	-
Cal Daniels	1-0	1	-	-	-	-	-	-	1-0	-	-	-	-
Chris Parler	1-0	1	-	-	-	1-0	-	-	-	DNP	DNP	DNP	DNP
Steve Marino	1-0	1	DNP	-	-	-	-	-	1-0	-	-	-	-
Zach Brady	1-0	1	DNP	-	DNP	-	DNP	DNP	-	1-0	DNP	DNP	DNP
A. Anderson	0-1	1	-	-	-	-	-	-	0-1	-	-	-	-
Ray Bolden	1-0	1	-	-	-	-	-	-	-	1-0	-	-	-

2016 GAME-BY-GAME STARTERS

OFFENSE

Game	WR	LT	LG	C	RG	RT	QB	RB	Y	T	WR
#19 UND	Keith	Parris	Garrick	M. White	Haynes	J. Miller	Carbone	Bedell	Washington (WR)	Daniels	Bolden
at Temple	Edwards (TE)	Parris	Garrick	M. White	Haynes	J. Miller	Carbone	Bedell	Lestrangle (TE)	Daniels	Anderson (FB)
#2 Richmond	Keith	Parris	Garrick	M. White	Haynes	J. Miller	Carbone	Marino (WR)	Washington (WR)	Alston Jr. (WR)	Bolden
Sacred Heart	Keith	Parris	Garrick	M. White	Haynes	J. Miller	Carbone	Bedell	Lestrangle	Anderson	Bolden
at Towson	Keith	Parris	Garrick	M. White	Haynes	J. Miller	Carbone	Bedell	Trent (WR)	Daniels	Bolden
Rhode Island	Keith	Parris	Garrick	M. White	Zimmerman	J. Miller	Carbone	Bedell	Lestrangle	Daniels	Bolden
at Delaware	Keith	Parris	Garrick	M. White	Zimmerman	J. Miller	Carbone	Bedell	Lestrangle	Daniels	Bolden
at UNH	Keith	Parris	Garrick	M. White	Zimmerman	J. Miller	Carbone	Bedell	Lestrangle	Daniels	Bolden
William & Mary	Keith	Parris	Garrick	M. White	Zimmerman	J. Miller	Carbone	Bedell	Lestrangle	Anderson	Bolden
Maine	Keith	Parris	Garrick	M. White	Zimmerman	J. Miller	Irwin	Bedell	Lestrangle	Daniels	Bolden
at Albany	Keith	Parris	Garrick	M. White	Zimmerman	J. Miller	Cassidy	Liotine	Lestrangle	Daniels	Wingate

DEFENSE

Game	DE	NT	DT	ANCHOR	MLB	SLB	R	BC	FS	WHIP	FC
#19 UND	Thompson	Valentin	Camara	Haggart	McGinty	Lawless	Beverette	Peart	Cooper	Woods	Reid-Segure
at Temple	Thompson	Valentin	Camara	Haggart	McGinty	Lawless	Beverette	Peart	Cooper	Woods	Reid-Segure
#2 Richmond	Thompson	Valentin	Camara	Haggart	McGinty	Lawless	Beverette	Peart	Cooper	Woods	Reid-Segure
Sacred Heart	Anuh	Valentin	Camara	Haggart	McGinty	Lawless	Beverette	Peart	Cooper	Woods	Reid-Segure
at Towson	Anuh	Valentin	Camara	Haggart	McGinty	Lawless	Beverette	Peart	Cooper	Woods	Reid-Segure
Rhode Island	Anuh	Valentin	Camara	Haggart	McGinty	Lawless	Beverette	Peart	Cooper	Woods	Reid-Segure
at Delaware	Anuh	Valentin	Camara	Haggart	McGinty	Lawless	Beverette	Peart	Cooper	Woods	Reid-Segure
at UNH	Kamara	Valentin	Camara	Haggart	McGinty	Lawless	Beverette	Peart	Cooper	Woods	Reid-Segure
William & Mary	Kamara	Valentin	Camara	Haggart	McGinty	Lawless	Beverette	Peart	Cooper	Woods	Littlejohn
Maine	Kamara	Singleton	Camara	Haggart	McGinty	Lawless	Beverette	Peart	Cooper	Woods	Reid-Segure
at Albany	Davis	Valentin	Thompson	Henderson	McGinty	Lawless	Beverette	Peart	Cooper	Woods	Reid-Segure

20+ YARD PLAYS



20+ YARD PLAYS (40)

Yds	Type	Player(s)	Opponent
96*	KR	Sherman Alston Jr.	vs. Richmond
55	Pass	Ray Bolden from Jack Cassidy	at UAlbany
55*	Fumble	Jaheem Woods	at Delaware
53	KR	Donavin Washington	vs. Richmond
50*	Rush	Donald Liotine	vs. Maine
50	Rush	Stacey Bedell	at Delaware
49*	Rush	Stacey Bedell	vs. Richmond
47*	Pass	Ray Bolden from Joe Carbone	vs. Richmond
43	Int	Tyrice Beverette	at UAlbany
39	KR	Sherman Alston Jr.	vs. Rhode Island
38*	Pass	Tim Keith from Joe Carbone	at New Hampshire
38	Rush	Sherman Alston Jr.	vs. Richmond
36	Pass	Donavin Washington from Joe Carbone	at Temple
35	Rush	Donald Liotine	vs. Maine
33*	Rush	Stacey Bedell	at Delaware
30	Pass	Tim Keith from Joe Carbone	at New Hampshire
28	Pass	Tim Keith from Joe Carbone	at Delaware
28	PR	Sherman Alston Jr.	vs. Rhode Island
27	Pass	Ray Bolden from Joe Carbone	vs. Rhode Island
26	Int	Travon Reid-Segure	vs. Richmond
25	KR	Sherman Alston Jr.	at New Hampshire
25	Pass	Ray Bolden from Joe Carbone	at Towson
24*	Rush	Joe Carbone	at Delaware
24	KR	Darin Peart	at Towson
24	Rush	Sherman Alston Jr.	vs. North Dakota
24	Pass	Ray Bolden from Joe Carbone	vs. North Dakota
23	Rush	Jordan Gowins	vs. Maine
23*	Rush	Stacey Bedell	at Towson
23	KR	Sherman Alston Jr.	at Towson
23	KR	Sherman Alston Jr.	at Temple
22	KR	Sherman Alston Jr.	vs. Maine
22	Pass	Ray Bolden from Joe Carbone	at Towson
22	Int	Tyrice Beverette	vs. Richmond
22	Pass	Tim Keith from Joe Carbone	vs. Richmond
22	KR	Sherman Alston Jr.	vs. North Dakota
20*	Rush	Stacey Bedell	at Delaware
20	Rush	Stacey Bedell	vs. Rhode Island
20	Rush	Stacey Bedell	at Towson
20	Rush	Jordan Gowins	at Towson
20	Rush	Jordan Gowins	vs. Richmond

PLAYS BY PLAYER (40)

Player	No.	Type
Sherman Alston Jr.	10	(2 rushing, 8 return)
Stacey Bedell	7	(7 rushing)
Ray Bolden	6	(6 receiving)
Tim Keith	4	(4 receiving)
Jordan Gowins	3	(3 rushing)
Donald Liotine	2	(2 rushing)
Donavin Washington	2	(1 receiving, 1 return)
Tyrice Beverette	2	(2 interception)
Travon Reid-Segure	1	(1 interception)
Darin Peart	1	(1 return)
Jaheem Woods	1	(1 return)
Joe Carbone	1	(1 rushing)

LONG PLAYS BY TYPE

Type	No.	TD
Rushing	15	6
Passing	11	2
Kick Return	9	1
Interception	3	0
Punt Return	1	0
Fumble Return	1	1

LONG PLAYS OF THE YEAR

Rushing	50, Stacey Bedell at Delaware (Oct. 22)
.....	50, Donald Liotine vs. Maine (Nov. 12)
Rushing Touchdown	50, Donald Liotine vs. Maine (Nov. 12)
Passing	55, Bolden from Cassidy at UAlbany (Nov. 19)
Passing Touchdown	47, Bolden from Carbone vs. Richmond (Sept. 17)
Punt Return	28, Sherman Alston Jr. vs. Rhode Island (Oct. 15)
Kick Return	96, Sherman Alston Jr. vs. Richmond (Sept. 17)
Interception Return	43, Tyrice Beverette at UAlbany (Nov. 19)
Fumble Return	55, Jaheem Woods at Delaware (Oct. 22)
Punt	63, Marc Nolan at UAlbany (Nov. 19)
Field Goal	27, Pryemyslaw Popek vs. Sacred Heart (Sept. 24)

* - touchdown



BOX SCORES

GAME 1 - #19 NORTH DAKOTA

Scoring	1	2	3	4	F
#19 North Dakota	0	7	2	0	9
Stony Brook	0	7	0	6	13

Second Quarter

14:22 UND - Santiago 16 yd rush (Taubenhein kick), 6-55 2:32

4:50 SBU - Daniels 0 yd fumble recovery (Popek kick), 11-61 5:49

Third Quarter

11:51 UND - Reyes safety

Fourth Quarter

8:52 SBU - Morgan 7 yd blocked punt return (pass failed)

	UND	SBU
FIRST DOWNS	12	13
RUSHES-YARDS (NET)	36-63	34-62
PASSING YDS (NET)	114	159
Passes Att-Comp-Int	25-13-0	31-16-0
TOTAL OFFENSE	61-177	65-221
Fumble Returns-Yards	0-0	0-0
Punt Returns-Yards	0-0	3-41
Kickoff Returns-Yards	4-114	1-22
Interception Returns-Yards	0-0	0-0
Punts (Number-Avg)	8-37.5	6-38.0
Fumbles-Lost	3-2	4-2
Penalties-Yards	5-40	7-38
Possession Time	29:56	30:04
Third-Down Conversions	4 of 15	6 of 16
Fourth-Down Conversions	1 of 2	1 of 1
Red-Zone Scores-Chances	1-2	1-2

RUSHING: UND-John Santiago 16-51; Brady Oliveira 7-22; Travis Toivonen 1-3; Keaton Studsrud 12-(-13).

SBU-Stacey Bedell 15-42; Jordan Gowins 10-26; Sherman Alston 1-24; Donald Liotine 1-0; Joe Carbone 7-(-30); Cal Daniels 0-0.

PASSING: UND-Keaton Studsrud 13-25-0-114. **SBU**-Joe Carbone 16-31-0-159.

RECEIVING: UND-Luke Stanley 3-34; Travis Toivonen 3-33; Clive Georges 3-30; John Santiago 2-8; Kyle Norberg 1-5; Luke Fiedler 1-4. **SBU**-Ray Bolden 5-60; H. Jackson 3-43; Andrew Trent 2-23; Sherman Alston 2-14; A. Anderson 1-15; Tim Keith 1-14; Donald Liotine 1-5; Joe Carbone 1-(-15).

INTERCEPTIONS: UND-None. **SBU**-None.

SACKS (UA-A): UND-Drew Greely 1-1; Connor O'Brien 0-1; Cole Reyes 1-0; Mason Bennett 1-0. **SBU**-Jaheem Woods 2-0; T. Beverette 2-0.

TACKLES (UA-A): UND-Connor O'Brien 4-7; Cole Reyes 5-3; J. Disterhaupt 3-1; Zach Arnell 3-1; Deion Harris 2-2; Dylan Bakker 1-3; Tyus Carter 3-0; Noah Johnson 2-1; Drew Greely 1-2; Tanner Palmberg 2-0; Taj Rich 1-1; Austin Cieslake 1-1; Donnell Rodgers 1-1; Oscar Nevermann 0-2; Jawon Johnson 0-2; Mason Bennett 1-0; Alec Carrothers 0-1; Brian Labat 0-1; Alex Reed 0-1; Stetson Carr 0-1; Tank Harris 0-1. **SBU**-Jaheem Woods 8-3; Shayne Lawless 6-3; T. Beverette 6-2; Chris Cooper 4-3; Noah McGinty 3-1; Darin Peart 3-0; Humphrey Anuh 1-2; Aaron Thompson 0-3; T. Reid-Segure 2-0; Q. Littlejohn 2-0; John Haggart 1-1; Ousmane Camara 0-2; Josh Valentin 1-0; Donald Liotine 1-0; K. Henderson 1-0.

GAME 2 - at TEMPLE

Scoring	1	2	3	4	F
Stony Brook	0	0	0	0	0
Temple	14	14	10	0	38

First Quarter

8:54 TEM - Armstead 3 yd rush (Jones kick), 4-51 1:12

2:25 TEM - Kirkwood pass from Walker (Jones kick), 8-59 4:27

Second Quarter

14:16 TEM - Gardner 4 yd rush (Jones kick), 2-21 0:36

9:09 TEM - Yancy 15 pass from Walker (Jones kick), 7-59 3:30

Third Quarter

8:26 TEM - Kirkwood 26 pass from Walker (Jones kick), 5-40 2:37

4:41 TEM - Jones 21 yd FG, 7-18 2:45

	SBU	TEM
FIRST DOWNS	7	14
RUSHES-YARDS (NET)	34-49	39-177
PASSING YDS (NET)	84	124
Passes Att-Comp-Int	20-8-3	25-11-1
TOTAL OFFENSE	54-133	64-301
Fumble Returns-Yards	0-0	0-0
Punt Returns-Yards	1-13	5-81
Kickoff Returns-Yards	6-109	1-26
Interception Returns-Yards	1-0	3-19
Punts (Number-Avg)	9-39.1	4-47.5
Fumbles-Lost	3-1	0-0
Penalties-Yards	5-33	2-20
Possession Time	29:28	30:32
Third-Down Conversions	0 of 13	7 of 14
Fourth-Down Conversions	2 of 4	0 of 2
Red-Zone Scores-Chances	0-1	5-6
Sacks By: Number-Yards	2-19	3-21

RUSHING: SBU-Gowins 11-36; Bedell 10-18; Irwin 5-16; Liotine 1-0; Carbone 7-(-21). **TEM**-Armstead 14-48; Wright 7-42; Simpson 2-40; Sharga 1-17; Hood 3-17; Garner 4-15; Ritrovato 3-8; Williams 1-1; Walker 4-(-11).

PASSING: SBU-Carbone 8-17-2-84; Irwin 0-3-1-0. **TEM**-Walker 11-23-1-124; Marchi 0-2-0-0.

RECEIVING: SBU-Washington 2-39; Jackson 2-21; Bolden 2-13; Anderson 1-10; Daniels 1-1. **TEM**-Kirkwood 4-54; Jennings 4-29; Deloatch 2-26; Yancy 1-15.

INTERCEPTIONS: SBU-Woods 1-0. **TEM**-Randall 1-19; Chandler 1-0; Walls 1-0.

SACKS (UA-A): SBU-Josh Valentin 1-0; Noah McGinty 1-0. **TEM**-Levine 1-0; Reddick 0-1; Robinson 0-1; Finch 1-0.

TACKLES (UA-A): SBU-McGinty 6-1; Lawless 6-1; Peart 5-1; Beverette 4-2; Morgan 4-1; Woods 3-1; Carlock 3-0; Valentin 3-0; Heslop 2-0; Reid-Segure 2-0; Cooper 2-0; Hart 1-1; Anuh 1-1; Nolan 1-0; Henderson 1-0; Miller 1-0; Malone 1-0; Haggart 0-1. **TEM**-Kwenkeu 4-1; Walls 4-1; Marshall 4-0; Martin-Oguike 4-0; Dioubate 3-0; Finch 2-1; Russell 2-1; Smith 2-1; Williams 2-0; Robinson 1-1; Chandler 1-1; Alwan 0-2; Folks 0-2; Hairston 1-0; Thomas 1-0; Crump 1-0; Jefferson 1-0; Reichner 1-0; Robinson 1-0; Booth-Lloyd 1-0; Jennings 1-0; Randall 1-0; Levine 1-0; Reddick 0-1; Jones 0-1; Dogbe 0-1; Webb 0-1; Grimes 0-1.

GAME 3 - #2 RICHMOND

Scoring	1	2	3	4	F
#2 Richmond	7	7	0	0	14
Stony Brook	14	7	14	7	42

First Quarter

10:06 UR - Jacob 17 pass from Lauletta (Trau kick), 4-64 2:04

6:47 SBU - Bedell 2 yd rush (Popek kick), 7-62 3:16

1:07 SBU - Bedell 49 yd rush (Popek kick), 5-70 2:24

Second Quarter

8:03 SBU - Bolden 47 pass from Carbone (Popek kick), 11-88 5:59

3:52 UR - Goodall 6 yd rush (Trau kick), 8-69 4:06

Third Quarter

14:45 SBU - Alston Jr. 96 kick return (Popek kick)

8:53 SBU - Bedell 1 yd rush (Popek kick), 6-48 2:44

4:38 SBU - Bedell 8 yd rush (Popek kick), 16-80 9:37

	UR	SBU
FIRST DOWNS	22	21
RUSHES-YARDS (NET)	20-32	48-221
PASSING YDS (NET)	411	155
Passes Att-Comp-Int	42-26-3	15-11-1
TOTAL OFFENSE	62-443	63-376
Fumble Returns-Yards	0-0	0-0
Punt Returns-Yards	1-3	1-5
Kickoff Returns-Yards	7-137	3-159
Interception Returns-Yards	1-0	3-54
Punts (Number-Avg)	4-39.2	3-36.7
Fumbles-Lost	3-0	1-0
Penalties-Yards	6-61	5-40
Possession Time	25:30	34:30
Third-Down Conversions	3 of 9	9 of 12
Fourth-Down Conversions	0 of 2	0 of 0
Red-Zone Scores-Chances	2-4	3-3
Sacks By: Number-Yards	0-0	2-14

RUSHING: UR-Broadus 3-12; Goodall 3-12; Lauletta 7-3; Thompson 4-3; Drake 1-1; Johnson 1-1; Palmer 1-0. **SBU**-Bedell 17-100; Gowins 15-46; Alston Jr. 7-45; Liotine 3-13; Washington 1-12; Carbone 2-7; TEAM 3-(-2).

PASSING: UR-Lauletta 26-42-3-411. **SBU**-Carbone 11-15-1-155.

RECEIVING: UR-Brown 9-153; Wilkins 6-109; Goodall 3-28; Hudson 2-40; Abell 2-12; Thompson 1-20; Bevels 1-19; Jacob 1-17; Brissett 1-13. **SBU**-Bolden 4-85; Keith 2-30; Anderson 2-13; Daniels 1-18; Liotine 1-5; Alston Jr. 1-4.

INTERCEPTIONS: UR-Coniker 1-0. **SBU**-Reid-Segure 1-26; Beverette 1-22; Cooper 1-6.

SACKS (UA-A): UR-None. **SBU**-Camara 1-0; McGinty 1-0.

TACKLES (UA-A): UR-Coniker 6-2; Waller 2-5; Mainsah 6-0; Wiggins 3-3; Howard 1-5; Jordan 3-1; Muse 2-2; Rubin 2-1; Vergos 2-0; Mack 2-0; Norris 1-1; Moore 1-1; Craig 1-1; Nelson 1-1; Clyde 0-2; Gregory 1-0; Brissett 1-0; Hodge 1-0; Keels 1-0; Trau 0-1; Drake 0-1; Jones 0-1. **SBU**-Woods 6-3; Lawless 6-2; Peart 6-0; Heslop 2-4; McGinty 3-2; Cooper 2-3; Reid-Segure 2-1; Camara 2-1; Beverette 1-2; Valentin 2-0; Liotine 2-0; Morgan 1-1; Haggart 1-0; Kamara 1-0; Singleton 0-1; Thompson 0-1; Littlejohn 0-1; Henderson 0-1; Carlock 0-1.

BOX SCORES



GAME 4 - SACRED HEART

Scoring	1	2	3	4	F
Sacred Heart	7	3	14	14	38
#20 Stony Brook	7	3	0	0	10

First Quarter

10:41 SHU - Noel 1 yd run (Finney kick), 10-67 3:22
 5:07 SBU - Bedell 3 yd run (Popek kick), 12-61 5:30

Second Quarter

10:33 SBU - Popek 27 yd field goal, 10-70 5:13
 0:00 SHU - Finney 33 yd field goal, 4-34 0:49

Third Quarter

8:50 SHU - Noel 1 yd run (Finney kick), 7-29 2:56
 1:07 SHU - Croom 1 yd run (Finney kick), 14-95 6:08

Fourth Quarter

12:59 SHU - Webb 14 yd pass from Noell (Finney kick), 4-29 1:08
 12:46 SHU - Barry 44 yd interception return (Finney kick)

	SHU	SBU
FIRST DOWNS	20	11
RUSHES-YARDS (NET)	44-172	41-144
PASSING YDS (NET)	205	97
Passes Att-Comp-Int	29-20-0	21-8-2
TOTAL OFF. PLAYS-YARDS	73-377	62-241
Fumble Returns-Yards	0-0	0-0
Punt Returns-Yards	3-67	2-16
Kickoff Returns-Yards	3-58	3-43
Interception Returns-Yards	2-44	0-0
Punts (Number-Avg)	8-38.9	8-44.1
Fumbles-Lost	0-0	2-1
Penalties-Yards	7-80	6-59
Possession Time	31:14	28:46
Third-Down Conversions	6 of 15	4 of 15
Fourth-Down Conversions	0 of 0	0 of 1
Red-Zone Scores-Chances	5-5	2-2
Sacks By: Number-Yards	3-23	0-0

RUSHING: SHU-Imeokparia 13-60; Noel 12-55; Chavious 11-44; Webb 1-13; Meachum 1-1; Croom 4-0; TEAM 2-minus 1. SBU-Bedell 14-62; Gowins 12-46; Liotine 5-31; Alston Jr. 3-14; Parler 2-8; Irwin 2-6; Carbone 3-(-23).

PASSING: SHU-Noel 20-28-0-205; Webb 0-1-0-0. SBU-Carbone 8-21-2-97.

RECEIVING: SHU-Webb 7-80; O'Neill 5-49; Barney 2-38; Bradley 2-12; Meachum 2-1; Imeokparia 1-19; Deveau 1-6. SBU-Bolden 6-83; Lestrage 1-11; Alston Jr. 1-3.

INTERCEPTIONS: SHU-Barry 1-44; Whitaker 1-0. SBU-None.

SACKS (UA-A): SHU-Barry 0-1; Cottrell 1-0; Steffe 1-0; Parvelus 0-1. SBU-None.

TACKLES (UA-A): SHU-Barry 3-6; Finelli 4-4; Parvelus 4-3; Johnson 4-1; Ilalio 1-3; Noibi 2-1; Milone 2-1; Sears 2-1; Wilson 1-2; Cottrell 1-2; Steffe 1-2; Artis 1-2; Whitaker 2-0; Polinsky 2-0; Rentz 1-1; Haller 1-0; Ackerson 1-0; Thompson 1-0; Davis 0-1; Slade 0-1; Patrizio 0-1; Ramcheran 0-1; Beauchesne 0-1. SBU-Lawless 7-4; Reid-Segure 6-3; Beverette 6-3; Woods 4-4; Haggart 3-4; Peart 5-0; Cooper 4-1; Singleton 1-4; McGinty 1-3; Anuh 1-1; Camara 1-1; Heslop 1-1; Littlejohn 1-1; Valentin 0-2; Henderson 0-2; Parler 1-0; Fennell 1-0; White 1-0; Nolan 1-0; Liotine 0-1; Kamara 0-1.

GAME 5 - at TOWSON

Scoring	1	2	3	4	F
Stony Brook	7	0	7	13	27
Towson	7	10	0	3	20

First Quarter

4:22 SBU - Bedell 3 yd run (Popek kick), 11-77 5:20
 1:20 TU - Dessenberg. 14 yd pass from Knudson (O'Neill kick), 6-61 2:52

Second Quarter

7:32 TU - O'Neill 23 yd field goal, 6-62 2:31
 1:15 TU - Vallely 2 yd pass from Knudson (O'Neill kick), 8-66 4:24

Third Quarter

8:33 SBU - Carbone 12 yd run (Popek kick), 8-91 3:55

Fourth Quarter

14:38 SBU - Gowins 1 yd run (Popek kick failed), 13-87 5:45
 5:50 SBU - Bedell 23 yd run (Popek kick), 2-25 0:23
 3:44 TU - O'Neill 27 yd field goal, 9-42 2:03

	SBU	TOWSON
FIRST DOWNS	20	18
RUSHES-YARDS (NET)	41-205	32-156
PASSING YDS (NET)	165	250
Passes Att-Comp-Int	23-15-0	33-20-2
TOTAL OFF. PLAYS-YARDS	64-370	65-406
Fumble Returns-Yards	0-0	0-0
Punt Returns-Yards	2-0	1-1
Kickoff Returns-Yards	4-65	4-129
Interception Returns-Yards	2-0	0-0
Punts (Number-Avg)	6-39.2	3-44.0
Fumbles-Lost	1-1	1-0
Penalties-Yards	3-15	3-25
Possession Time	30:01	29:59
Third-Down Conversions	7 of 14	5 of 13
Fourth-Down Conversions	0 of 0	0 of 3
Red-Zone Scores-Chances	3-3	4-5
Sacks By: Number-Yards	0-0	2-12

RUSHING: SBU-Bedell 20-125; Gowins 12-62; Carbone 7-22; Liotine 1-(-2); TEAM 1-(-2). TU-Simpson 13-76; Wethington 13-67; Knudson 4-13; Boyce 1-2; TEAM 1-(-2).

PASSING: SBU-Carbone 15-23-0-165. TU-Knudson 20-33-2-250.

RECEIVING: SBU-Bolden 5-82; Alston Jr. 4-33; Trent 2-19; Keith 2-18; Marino 1-8; Wingate 1-5. TU-Dessenberg 7-70; Gallahan 7-66; Summers 3-98; Harris 1-9; Wethington 1-5; Vallely 1-2.

INTERCEPTIONS: SBU-Woods 1-0; Beverette 1-0. TU-None.

SACKS (UA-A): SBU-None. TU-Mynatt 1-0; Handy 1-0.

TACKLES (UA-A): SBU-Woods 6-4; Lawless 5-4; Beverette 3-6; Littlejohn 3-3; Camara 3-2; Cooper 3-2; McGinty 1-4; Anuh 1-3; Peart 1-2; Morgan 2-0; Heslop 2-0; Haggart 2-0; Reid-Segure 1-0; Hart 1-0; Henderson 0-1; Valentin 0-1. TU-Paye 5-4; Jackson 2-6; Fenner 2-6; Klugh 5-1; Mynatt 1-5; Wallace 3-2; Barr 3-2; Harps 2-3; Jones 1-3; Jeter 2-1; Pettus-Dixon 2-1; Anderson 2-0; Tejada 2-0; Floyd 1-1; Handy 1-1; Holder 1-0; Heyward 0-1; Hayes 0-1.

GAME 6 - RHODE ISLAND

Scoring	1	2	3	4	F
Rhode Island	3	0	0	0	3
Stony Brook	0	0	0	14	14

First Quarter

2:15 URI - Rohrwasser 32 yd field goal, 16-68 7:07

Fourth Quarter

0:09 SBU - Bedell 1 yd run (Popek kick), 6-36 2:35
 3:40 SBU - Gowins 2 yd run (Popek kick), 8-56 4:

	URI	SBU
FIRST DOWNS	11	17
RUSHES-YARDS (NET)	28-34	53-242
PASSING YDS (NET)	100	64
Passes Att-Comp-Int	30-13-0	16-6-0
TOTAL OFF. PLAYS-YARDS	58-134	69-306
Fumble Returns-Yards	0-0	0-0
Punt Returns-Yards	1-7	2-41
Kickoff Returns-Yards	3-58	2-61
Interception Returns-Yards	0-0	0-0
Punts (Number-Avg)	9-38.2	6-41.5
Fumbles-Lost	1-0	1-1
Penalties-Yards	5-42	10-87
Possession Time	26:37	33:23
Third-Down Conversions	2 of 14	5 of 15
Fourth-Down Conversions	0 of 1	1 of 1
Red-Zone Scores-Chances	1-1	2-4
Sacks By: Number-Yards	2-10	1-9

RUSHING: URI-Cooper 17-32; Clarke 5-20; TEAM 2-(-3); Denny 1-(-5); Vazzano 3-(-10). SBU-Bedell 26-138; Gowins 21-108; Keith 1-7; Alston Jr. 1-(-4); Carbone 4-(-7).

PASSING: URI-Vazzano 13-30-0-100. SBU-Carbone 6-16-0-64.

RECEIVING: URI-Denny 4-31; Parker 3-34; Buckner III 3-18; Beauvais 3-17. SBU-Bolden 3-32; Keith 2-22; Alston Jr. 1-10.

INTERCEPTIONS: URI-None. SBU-None.

SACKS (UA-A): URI-Laurent 1-0; Wilson 1-0. SBU-Beverette 1-0.

TACKLES (UA-A): URI-Stewart 5-7; Jones 5-4; Duncan 3-6; Parker 3-4; Bryant 3-4; Mbye 3-2; Hill 3-2; Holmes 2-3; Sinisi 2-3; Wilson 2-2; Holmes 2-2; Laurent 1-1; Kennedy 1-0; Crawley 1-0; Kenny 1-0; Evans 0-1; Harry, Jr. 0-1. SBU-Beverette 10-1; Cooper 3-2; Lawless 3-1; McGinty 2-2; Anuh 1-3; Woods 1-3; Carlock 3-0; Peart 2-0; Haggart 1-1; Camara 0-2; Liotine 1-0; Morgan 1-0; Popek 1-0; Heslop 1-0; Reid-Segure 1-0; Hart 0-1; Malone 0-1; White 0-1.



BOX SCORES

GAME 7 - at DELAWARE

Scoring	1	2	3	4	F
#22 Stony Brook	0	7	7	14	28
Delaware	0	3	0	0	3

Second Quarter

13:48 SBU - Woods 55 yd fumble recovery (Popek kick)
 3:15 DEL - Raggo 23 yd field goal, 18-60 10:28

Third Quarter

9:49 SBU - Carbone 24 yd run (Popek kick), 7-49 2:29

Fourth Quarter

10:41 SBU - Bedell 20 yd run (Popek kick), 4-48 1:58
 5:15 SBU - Bedell 33 yd run (Popek kick), 2-33 0:55

	SBU	DEL
FIRST DOWNS	10	16
RUSHES-YARDS (NET)	38-210	48-104
PASSING YDS (NET)	75	134
Passes Att-Comp-Int	13-6-1	26-12-0
TOTAL OFF PLAYS-YARDS	51-285	74-238
Fumble Returns-Yards	1-55	1-33
Punt Returns-Yards	2-16	2-2
Kickoff Returns-Yards	0-0	4-69
Interception Returns-Yards	0-0	1-11
Punts (Number-Avg)	5-40.8	5-41.6
Fumbles-Lost	1-1	7-5
Penalties-Yards	5-29	2-10
Possession Time	26:34	33:26
Third-Down Conversions	4 of 13	7 of 19
Fourth-Down Conversions	1 of 3	0 of 3
Red-Zone Scores-Chances	1-2	1-2
Sacks By: Number-Yards	5-31	1-90

RUSHING: SBU-Bedell 14-120; Carbone 7-45; Gowins 9-21; Liotine 4-21; Alston Jr. 1-7; TEAM 3-(-4). DEL-Hills 13-53; Randolph 9-21; Walker 17-13; Jefferson 8-12; Jarmon 1-5.

PASSING: SBU-Carbone 6-13-1-75. DEL-Walker 12-26-0-134.

RECEIVING: SBU-Keith 3-55; Bolden 1-10; Daniels 1-7; Davis 1-3. DEL-Scarff 4-71; Jarmon 3-16; Tyler 2-10; Whaley 1-20; Amachi 1-11; Randolph 1-6.

INTERCEPTIONS: SBU-None. DEL-Brown 1-11.

SACKS (UA-A): SBU-Haggart 3-0; Carlock 0-1; Beverette 0-1; Singleton 1-0. DEL-Thompson 1-0.

TACKLES (UA-A): SBU-Beverette 8-5; Haggart 9-2; McGinty 5-3; Woods 3-4; Cooper 2-5; Lawless 2-4; Anuh 2-3; Reid-Segure 2-1; Singleton 2-0; Littlejohn 1-1; Camara 1-1; Scarbrough 1-1; Morgan 1-1; Carlock 1-1; Valentin 1-1; Marino 1-0; Daniels 1-0; Kamara 1-0; Tucker 1-0; Liotine 1-0; Anderson 0-1. DEL-Bell 6-5; Reeder 4-4; Jones 4-1; Ware 3-1; Jackson 2-1; Adewusi 2-1; Spears 1-2; Adderley 2-0; Woodson 1-1; Gwashavanhu 0-2; Nas-sib 0-2; Kitchen 0-2; Kindle 1-0; Thompson 1-0; Robinson 1-0; Torzsa 0-1; Brown 0-1.

GAME 8 - at NEW HAMPSHIRE

Scoring	1	2	3	4	F
#20 Stony Brook	7	0	7	0	14
New Hampshire	15	0	21	7	43

First Quarter

11:21 UNH - Crossan 9 yd pass from Knight (Ellman kick), 10-59 3:39

10:33 UNH - Smith 43 yd interception return (Reisert pass from O'Connor)

1:33 SBU - Marino 9 yd pass from Carbone (Popek kick), 11-61 6:13

Third Quarter

13:35 UNH - O'Connor 18 yd pass from Knight (Ellman kick), 1-18 0:04

6:26 UNH - Knight 1 yd run (Ellman kick), 8-36 2:35

3:21 SBU - Keith 38 yd pass from Carbone (Popek kick), 6-59 3:01

3:04 UNH - Love 6 yd pass from Knight (Ellman kick), 1-6 0:03

Fourth Quarter

6:56 UNH - Crossan 14 yd run (Ellman kick), 4-37 1:24

	SBU	UNH
FIRST DOWNS	14	14
RUSHES-YARDS (NET)	44-103	33-75
PASSING YDS (NET)	165	144
Passes Att-Comp-Int	31-19-4	27-13-0
TOTAL OFF. PLAYS-YARDS	75-268	60-219
Fumble Returns-Yards	0-0	0-0
Punt Returns-Yards	3-9	2-0
Kickoff Returns-Yards	7-120	3-160
Interception Returns-Yards	0-0	4-77
Punts (Number-Avg)	8-42.5	8-39.0
Fumbles-Lost	2-1	1-1
Penalties-Yards	6-60	4-31
Possession Time	35:41	24:19
Third-Down Conversions	9 of 19	4 of 13
Fourth-Down Conversions	1 of 1	1 of 1
Red-Zone Scores-Chances	1-1	5-6
Sacks By: Number-Yards	4-39	2-6

RUSHING: SBU-Gowins 12-30; Carbone 10-26; Liotine 8-23; Bedell 12-15; Alston Jr. 2-9. UNH-Crossan 12-68; Goodrich 2-9; Gray 2-2; Fedrick 1-1; TEAM 1-(-1); Knight 15-(-4).

PASSING: SBU-Carbone 19-31-4-165. UNH-Knight 13-27-0-144.

RECEIVING: SBU-Keith 5-82; Bolden 3-29; Alston Jr. 3-11; Gowins 2-0; Wingate 1-9; Marino 1-9; D'Amato 1-8; Liotine 1-7; Daniels 1-5; Bedell 1-5. UNH-Love 6-51; O'Connor 4-39; Crossan 2-8; Malone-Woods 1-46.

INTERCEPTIONS: SBU-None. UNH-Smith 2-43; Dean 2-34.

SACKS (UA-A): SBU-McGinty 1-0; Woods 1-0; Beverette 1-0. UNH-Reisert 1-0; Sosnak 1-0.

TACKLES (UA-A): SBU-Beverette 5-2; Woods 5-0; McGinty 4-1; Haggart 3-1; Kamara 1-3; Camara 0-3; Cooper 2-0; Hart 2-0; Reid-Segure 1-1; Carlock 1-1; Morgan 0-2; Bolden 1-0; Garrick 1-0; Keith 1-0; Brady 1-0; Tucker 1-0; Littlejohn 1-0; Lucansky 1-0; Scarbrough 0-1; Singleton 0-1. UNH-Farrell 7-3; Dean 7-2; Balsamo 5-3; Kania 7-0; Sosnak 4-2; DeAndrade 3-2; Shorey 1-3; Rothwell 3-0; Perkins 3-0; Holt 1-2; Reisert 1-2; Sherlock 2-0; Marino 1-1; Drummond 1-1; Chollette 1-1; Lacey 1-1; Smith 1-1; Asongwed 1-1; Miller 1-0; Ellison 1-0; Kuehl 1-0; Gray 1-0; Goodrich 1-0; Franklyn 0-1.

GAME 9 - WILLIAM & MARY

Scoring	1	2	3	4	F
William & Mary	0	14	0	0	14
#25 Stony Brook	7	0	0	2	9

First Quarter

12:32 SBU - Morgan 6 yd blocked punt return (Popek kick)

Second Quarter

14:31 WM - Anderson 1 yd run (Hooper kick), 11-54 3:37

7:44 WM - Kuzjak 4 yd pass from Cluley (Hooper kick), 9-51 5:13

Fourth Quarter

0:23 SBU - TEAM safety

	W&M	SBU
FIRST DOWNS	17	12
RUSHES-YARDS (NET)	45-76	39-157
PASSING YDS (NET)	129	53
Passes Att-Comp-Int	26-15-0	19-4-2
TOTAL OFF. PLAYS-YARDS	71-205	58-210
Fumble Returns-Yards	0-0	0-0
Punt Returns-Yards	0-0	4-29
Kickoff Returns-Yards	2-24	4-45
Interception Returns-Yards	2-12	0-0
Punts (Number-Avg)	8-33.6	7-41.3
Fumbles-Lost	2-0	1-0
Penalties-Yards	6-54	14-117
Possession Time	32:59	27:01
Third-Down Conversions	5 of 15	2 of 12
Fourth-Down Conversions	0 of 1	0 of 2
Red-Zone Scores-Chances	2-3	0-2
Sacks By: Number-Yards	0-0	2-17

RUSHING: W&M-Anderson 19-46; Dunn 13-22; Britt 3-8; Cluley 8-5; Kinder 1-2; Hiott 1-(-7). SBU-Bedell 16-58; Carbone 13-56; Gowins 7-29; Liotine 2-13; Alston Jr. 1-1.

PASSING: W&M-Cluley 15-26-0-129. SBU-Carbone 4-12-2-53; Irwin 0-7-0-0.

RECEIVING: W&M-Kuzjak 8-79; Hart 3-16; Caskin 2-11; Hensley 1-18; Kinder 1-5. SBU-Keith 2-23; Bolden 1-18; Wingate 1-12.

INTERCEPTIONS: W&M-DiPietro 1-12; Lubnow 1-0. SBU-None.

SACKS (UA-A): W&M-None. SBU-Haggart 1-0; Valentin 1-0.

TACKLES (UA-A): W&M-Lubnow 5-1; Harvey 5-1; Parker 4-2; DiPietro 3-3; Reed 3-2; Atkins 3-2; Ahola 2-2; Bearfield 2-0; Smith 2-0; Johnson 1-1; Jones 1-1; Suarez 0-2; Campbell 0-2; Swinton 0-2; Stephens 0-2; Norris 1-0; Murray 1-0; Barta 1-0; Donald 0-1. SBU-McGinty 7-5; Hart 3-7; Beverette 3-5; Lawless 4-3; Peart 3-2; Cooper 2-3; Haggart 3-1; Camara 1-3; Woods 1-2; Scarbrough 0-3; Davis 2-0; Littlejohn 2-0; Carlock 1-1; Morgan 0-2; Valentin 1-0; Keith 1-0; White 1-0; Liotine 1-0; Kamara 0-1.

BOX SCORES



GAME 10 - MAINE

Scoring	1	2	3	4	F
Maine	7	13	7	0	27
Stony Brook	0	0	14	7	21

First Quarter

6:49 UM - Mack 12 yd run (Briggs kick), 11-56 4:47

Second Quarter

6:47 UM - Nelson 23 yd fumble recovery (Briggs kick failed)

0:28 UM - Osumah 2 yd pass from Collins (Brigg kick), 12-72 4:19

Third Quarter

8:20 UM - Mack 21 yd pass from Collins (Briggs kick), 9-63 4:36

4:19 SBU - Liotine 1 yd run (Popek kick), 8-74 3:55

3:33 SBU - Reid-Segure 12 yd interception return (Popek kick)

Fourth Quarter

11:09 SBU - Liotine 50 yd run (P. Popek kick), 4-85 1:04

	UM	SBU
FIRST DOWNS	20	10
RUSHES-YARDS (NET)	49-159	35-155
PASSING YDS (NET)	156	67
Passes Att-Comp-Int	24-16-1	13-5-1
TOTAL OFF. PLAYS-YARDS	73-315	48-222
Fumble Returns-Yards	1-23	0-0
Punt Returns-Yards	3-18	1-3
Kickoff Returns-Yards	4-65	5-83
Interception Returns-Yards	1-0	1-12
Punts (Number-Avg)	6-35.7	6-43.2
Fumbles-Lost	0-0	1-1
Penalties-Yards	5-47	4-37
Possession Time	36:16	23:44
Third-Down Conversions	9 of 17	3 of 11
Fourth-Down Conversions	0 of 1	0 of 1
Red-Zone Scores-Chances	3-5	1-1
Sacks By: Number-Yards	2-9	0-0

RUSHING: UM-Mack 39-147; Collins 3-11; Edwards 1-2; Beckford 3-1; TEAM 3-(-2). **SBU**-Liotine 8-94; Gowins 10-46; Bedell 8-20; Alston Jr. 2-(-1); Irwin 7-(-4).

PASSING: UM-Collins 16-24-1-156. **SBU**-Irwin 5-13-1-67.

RECEIVING: UM-Wright 4-47; Osumah 4-24; Edwards, 2-36; Mack 2-28; Salmon 2-12; Beckford 1-5; Reddington 1-4. **SBU**-Bolden 4-50; Anderson 1-17.

INTERCEPTIONS: UM-Goode 1-0. **SBU**-Reid-Segure 1-12.

SACKS (UA-A): UM--Sheffield 2-0. **SBU**-None.

TACKLES (UA-A): UM-Scott 5-3; Mulumba 2-4; Hart 3-2; Lowe 3-2; Sheffield 3-1; Egwuonwu 1-3; Patterson 2-1; Brown 1-2; Ricard 0-3; Tarbox 1-1; Greene 0-2; Nelson 1-0; Wilson 1-0; Walsh 1-0; Mitchell 1-0; Salmon 1-0; Goode 1-0. **SBU**-Beverette 8-7; McGinty 5-6; Lawless 5-6; Peart 6-3; Woods 4-2; Morgan 3-3; Cooper 2-3; Reid-Segure 3-1; Haggart 0-4; Thompson 2-1; Valentin 1-1; Camara 1-0; White 1-0; Davis 1-0; Singleton 0-1; Hart 0-1; Kamara 0-1.

GAME 11 - at UALBANY

Scoring	1	2	3	4	F
Stony Brook	0	3	0	3	6
UAlbany	0	3	10	0	13

Second Quarter

5:01 SBU - Popek 22 yd field goal, 4-1 0:54

1:18 UA - Stark 50 yd field goal, 10-53

Third Quarter

10:32 UA - Stark 21 yd field goal, 6-31 2:49

4:46 UA - Clark 2 yd fumble recovery Stark kick)

Fourth Quarter

3:08 SBU - Popek 24 yd field goal, 11-75 4:41

	SBU	UA
FIRST DOWNS	10	13
RUSHES-YARDS (NET)	38-127	39-64
PASSING YDS (NET)	125	137
Passes Att-Comp-Int	24-9-3	22-10-3
TOTAL OFF. PLAYS-YARDS	62-252	61-201
Fumble Returns-Yards	0-0	1-2
Punt Returns-Yards	2-1	1-0
Kickoff Returns-Yards	1-4	3-22
Interception Returns-Yards	3-43	3-6
Punts (Number-Avg)	4-37.8	6-53.0
Fumbles-Lost	4-2	3-0
Penalties-Yards	6-37	4-40
Possession Time	27:51	32:09
Third-Down Conversions	3 of 15	4 of 14
Fourth-Down Conversions	1 of 4	0 of 1
Red-Zone Scores-Chances	2-2	1-3
Sacks By: Number-Yards	4-25	2-8

RUSHING: SBU-Liotine 21-66; Gowins 12-58; Alston Jr. 2-14; Cassidy 3-(-11). **UA**-Rodgers 30-55; Ibitokun-Hanks 3-18; Brunson 6-(-9).

PASSING: SBU-Cassidy 9-24-3-125. **UA**-Brunson 10-22-3-137.

RECEIVING: SBU-Bolden 3-74; Keith 2-19; Liotine 1-15; Daniels 1-8; Marino 1-5; Alston Jr. 1-4. **UA**-Crockett 3-55; Ellis 3-37; Manzo-Lewis 3-19; Reeves 1-26.

INTERCEPTIONS: SBU-Beverette 2-43; Morgan 1-0. **UA**-Clark 2-6; Marucci 1-0.

SACKS (UA-A): SBU-Henderson 1-0; Thompson 1-0; Carlock 1-0; White 1-0. **UA**-Hoskins 1-0; Nicasro 0-1; Timmons 0-1.

TACKLES (UA-A): SBU-SBU-McGinty 3-8; Morgan 4-4; Beverette 4-4; Woods 2-4; Lawless 1-5; Reid-Segure 2-3; Thompson 2-3; Cooper 1-4; Valentin 0-5; Peart 2-1; Scarbrough 1-2; Davis 1-2; Henderson 1-2; Carlock 1-1; White 1-0; Zimmerman 1-0. **UA**-Nicasro 6-7; Logan 2-8; Hoskins 4-4; Wynn 3-2; Gray 2-3; Brown 2-1; Dillon 2-1; Morrison 2-1; Cox 1-2; Powell 1-2; Timmons 0-3; Manzo-Lewis 2-0; Griffin 0-2; Robinson 0-2; Hatafsky 1-0; Malloy 1-0; Ngachie 0-1; Clark 0-1.



INDIVIDUAL HONORS

NATIONAL HONORS

American Football Coaches Association Regional Coach of the Year

2012..... Chuck Priore

College Sports Journal Offensive Player of the Year

2012..... Miguel Maysonet (RB)

College Football Performance Awards FCS All-Purpose Performer of the Year

2012..... Miguel Maysonet (RB)

College Sporting News National Rookie of the Year

2008..... Edwin Gowins (RB)

NATIONAL AWARD CANDIDATES

Walter Payton Award

2012 runner-up..... Miguel Maysonet (RB)

Eddie Robinson Award

2011 finalist..... Chuck Priore

2012 finalist..... Chuck Priore

Fred Mitchell Award

2010 watchlist..... Wesley Skiffington (PK)

ALL-AMERICA HONORS

American Football Coaches Association

First Team

2011..... Brock Jackolski (KR)

2012..... Miguel Maysonet (RB)

Associated Press (Kodak)

First Team

1987..... Chuck Downey (DB)

1989..... David Lewis (P)

2012..... Miguel Maysonet (RB)

Second Team

2009..... Tyler Santucci (LB)

2011..... Joe Faiella (OL)

2011..... Brock Jackolski (KR)

2012..... Michael Bamiro (DL)

2014..... Christian Ricard (DB)

2015..... Victor Ochi (DL)

Third Team

2012..... Kevin Norrell (WR)

College Sports Journal

First Team

2011..... Brock Jackolski (KR)

..... Miquel Maysonet (RB)

2012..... Miquel Maysonet (RB)

..... Kevin Norrell (WR)

Honorable Mention

2012..... Michael Bamiro (DL)

College Sports Madness

First Team

2015..... Victor Ochi (DE)

College Sporting News

First Team

2011..... Brock Jackolski (KR)

2012..... Miquel Maysonet (RB)

Don Hansen Football Gazette

First Team

1995..... Timm Schroeder (QB)

1995..... James Leach (LB)

1995..... Luke Posniewski (DB)

1995..... Glenn Saenz (WR)

1996..... Josh Skurnik (OL)

1996..... Glenn Saenz (WR)

1996..... Jonathan Fisher (TE)

1998..... Lucas Niskanen (WR)

2002..... Chad King (DB)

2003..... Eddie Cobbinah (LB)

2004..... David Bamiro (DE)

2004..... David Charles (OL)

2005..... Leo Sullivan (OL)

Second Team

1996..... John Harris (LB)

1996..... Jon Sorbera (DL)

1996..... Bobby Kane (RB)

1999..... Tom Marshall (OL)

2002..... Aden Smith (LB)

2003..... Clinton Graham (RB)

2003..... David Bamiro (DE)

2004..... Chimezie Okobi (DL)

Honorable Mention

1999..... Patrick Shelley (DB)

2002..... Scott Bard (QB)

2002..... Chris McGovern (WR)

2002..... David Charles (WR)

2003..... T.J. Moriarty (QB)

2003..... Bryan Karp (DT)

2003..... Ernie Williams (DB)

2003..... Londre Blocker (WR)

2004..... T.J. Moriarty (QB)

Phil Steele Magazine

First Team

2012..... Miquel Maysonet (RB)

Second Team

2012..... Michael Bamiro (DL)

2012..... Kevin Norrell (WR)

Third Team

2011..... Brock Jackolski (KR)

2011..... Miquel Maysonet (RB)

Fourth Team

2011..... Joe Faiella (OL)

Pizza Hut

Third Team

1989..... Bob Burden (DB)

1989..... Oliver Bridges (RB)

1986..... Chuck Downey (DB)

Honorable Mention

1985..... John Ragimierski (QB)

1985..... Chuck Downey (S)

Sports Network I-AA Mid-Major

2002..... Aden Smith (LB)

2003..... Eddie Cobbinah (LB)

2004..... David Bamiro (DE)

The Sports Network/STATS

First Team

2012..... Miquel Maysonet (RB)

2012..... Michael Bamiro (DL)

2014..... Christian Ricard (DB)

2015..... Victor Ochi (DL)

Second Team

2012..... Kevin Norrell (WR)

Third Team

2011..... Miquel Maysonet (RB)

2011..... Joe Faiella (OL)

Walter Camp Foundation

First Team

2012..... Miguel Maysonet (RB)

CoSIDA Academic All-District

1986..... Chris Mayes (DB)

1986..... Peter Seccia (DB)

1995..... Matt Larsen (WR)

CAA FOOTBALL

Defensive Player of the Year

2015..... Victor Ochi (DE)

All-Conference

First Team

2016..... Timon Parris (OL)

2015..... Victor Ochi (DE), Ray Bolden (WR)

2014..... Victor Ochi (DE), Davonte Anderson (DB)

..... Christian Ricard (DB)

2013..... Nick Ferrara (P)

Second Team

2016..... Ray Bolden (WR), Ousmane Carama (DL),

..... Shayne Lawless (LB), Tyrice Beverette (DB)

..... Jaheem Woods (DB)

2015..... Timon Parris (OL), Aaron Thompson (DL)

2014..... Stacey Bedell (RB), Will Tye (TE), Mike Lisi (OL)

2013..... Malcolm Eugene (WR), Jawara Dudley (LB)

..... Christian Ricard (DB)

Third Team

2016..... Stacey Bedell (RB), John Haggart (DL)

..... Darin Peart (DB)

2015..... Tyrice Beverette (LB)

2014..... Adrian Coxson (WR), Cody Precht (OL)

..... Aaron Thompson (DL), Luke Allen (P)

BIG SOUTH CONFERENCE

Coach of the Year

2009..... Chuck Priore

2011..... Chuck Priore

Offensive Player of the Year

2011..... Miguel Maysonet (RB)

2012..... Miguel Maysonet (RB)

Defensive Player of the Year

2009..... Tyler Santucci (LB)

Freshman of the Year

2008..... Edwin Gowins (RB)

Scholar-Athlete of the Year

2010..... Michael Coulter

All-Conference

First Team

2008..... Steve Council (OL), Edwin Gowins (RB)

..... James Harris (DL)

2009..... Tyler Santucci (LB), Conte Cuttino (RB)

..... Paul Fenaroli (C), Arin West (S), Edwin Gowins (RB)

2010..... Miguel Maysonet (RB), Brock Jackolski (RB)

..... Paul Fenaroli (OL), Brian Crew (OL), Arin West (DB)

2011..... Miguel Maysonet (RB), Brock Jackolski (RB)

..... Joe Faiella (OL), Ryan Haber (DL), Jawara Dudley (LB)

..... Wesley Skiffington (PK)

2012..... Miguel Maysonet (RB), Kevin Norrell (WR)

Michael Bamiro (OL), Mike Lisi (OL), Jonathan Coats (DL)

..... Jawara Dudley (LB), Dominick Reyes (DB),

..... Wesley Skiffington (PK)

Second Team

2008..... Conte Cuttino (RB), Lawrence Lovell (OL)

..... Chris Richards (DB), Tyler Santucci (LB)

2009..... Chris Perri (DL), Chris Richards (DB)

2010..... Matt Brevi (WR), Craig Richardson (LB)

..... Wesley Skiffington (PK), Brock Jackolski (KR)

2011..... Kyle Essington (QB), Roosevelt Kirk (DL)

..... Dominick Reyes (DB), Brock Jackolski (KR)

2012..... Kyle Essington (QB), Scott Hernandez (OL)

INDIVIDUAL HONORS



..... Davonte Anderson (DB), Cedrick Moore (DB)
All-Academic
 2009..... Jefferson Santos (OL)
 2010..... Michael Coulter (QB)
 2011..... Kyle Essington (QB)
 2012..... Kyle Essington (QB)

NORTHEAST CONFERENCE

Offensive Rookie of the Year

2001..... Londre Blocker (WR)

Defensive Rookie of the Year

2006..... Cory Giddings (DB)

Coach of the Year

2005..... Sam Kornhauser

All-Conference

First Team

2002..... Chad King (DB), Chris McGovern (WR)
 2003..... David Bamiro (DE), David Charles (OL)
 Clinton Graham (RB), T.J. Moriarty (QB)
 2004..... David Bamiro (DL), David Charles (OL)
 T.J. Moriarty (QB), Chimezie Okobi (DL)
 2005..... Leo Sullivan (OL)

Second Team

1999..... John Kostkowicz (DL), Tom Marshall (OL)
 Patrick Shelley (DB)
 2001..... Aden Smith (LB)
 2002..... Scott Bard (QB), David Charles (OL)
 Bryan Karp (DT), Chad King (RS), Aden Smith (LB)
 2003..... Londre Blocker (WR), Eddie Cobbinah (LB)
 Ernie Williams (DB)
 2004..... Londre Blocker (WR), Leo Sullivan (OL)
 2006..... Josh Dudash (QB)
 2006..... Cory Giddings (DB)
 2006..... Lynell Suggs (WR)

EASTERN FOOTBALL CONFERENCE

All-Conference

First Team

1997..... John Harris (LB)
 1997..... Josh Skurnik (OL)

Second Team

1997..... Jon Sorbera (DL)

INTERCOLLEGIATE FOOTBALL CONFERENCE

(ECAC-IFC)

All-Conference

First Team

1995..... Jonthan Fischer (TE), Luke Posniewski (DB)
 1995..... Glenn Saenz (WR), Timm Schroeder (QB)
 1996..... Neil Monte (PK), Glenn Saenz (WR)

ECAC DIVISION II NORTH ALL-STARS

Co-Rookie of the Year

1998..... Lucas Niskanen (WR)

All-Conference

First Team

1996..... Glenn Saenz (WR), Jon Sorbera (DL)
 1997..... Josh Skurnik (OL), Jon Sorbera (DL)

FREEDOM CONFERENCE

All-Conference

First Team

1992..... Bruce Muro (DL)
 1993..... Jonathan Fischer (TE), Brian Hughes (PK)
 Timm Schroeder (QB), Karl Simons (OL)
 Brent Spineo (OL)
 1994..... Jonathan Fischer (TE), Joe Lawrence (OL)
 James Leach (LB), Karl Simons (OL)
 1995..... Glenn Saenz (WR), Timm Schroeder (QB)

Second Team

1992..... Orazio Bucolo (WR), Scott Schuster (DB)
 1993..... Chris Delmadge (RB)

..... Joe Lawrence (DL), James Leach (LB)
 1995..... John Brady (WR), James Leach (LB)
 Luke Posniewski (S), Josh Skurnik (OL)

Honorable Mention

1992..... Jeff Heck (P), Chris O'Shea (OL)
 Karl Simons (OL), King Wilson (LB)

LIBERTY CONFERENCE

Rookie of the Year

1988..... Mike Lugo (RB)

All-Conference

First Team

1988..... Robert Hutchison (DL), Paul Klyap (DB)
 David Lewis (P)
 1989..... Bob Burden (DB)
 1990..... Dino Basso (OL)
 1991..... Anthony Meola (WR), Craig Perrino (OL)
 Bill Zagger (DB/KR)

Second Team

1988..... Al Bello (LB), Bob Burden (S), Doug Jordan (OL)
 1989..... Kevin Hinphy (DL), Ken Stevenson (OL)
 1990..... Mike Halkitis (DL)
 Peter Orlovsky (LB), Bill Zagger (DB)
 1991..... Mike Benedetto (LB), Oliver Bridges (RB), Bruce Muro (DL), Scott Schuster (DB), Shawn Stebbins (OL)

ECAC DIVISION III ALL-STARS

Player of the Year

1986..... Chuck Downey (DB)

Rookie of the Year

1989..... Oliver Bridges (Co-) (RB)

All-Conference

First Team

1986..... Chuck Downey (DB)
 1987..... Chuck Downey (DB)
 1988..... Paul Klyap (DB), David Lewis (P)
 1992..... Scott Schuster (DB)
 1993..... Jonathan Fischer (TE)
 1994..... Timm Schroeder (QB), Karl Simons (OL)

STONY BROOK AWARDS

1983..... Frank Saladino, DB
 1984..... John Ragimierski, QB/LB
 1985..... John Ragimierski, QB/LB
 1986..... Chuck Downey, DB/WR
 1987..... Chuck Downey, DB/WR
 1988..... Paul Klyap, S/DB
 1989..... Bob Burden, DB
 1990..... Bill Zagger, WB/DB
 1991..... Bill Zagger, WR/DB
 1992..... Scott Schuster, LB/DB
 1993..... Timm Schroeder, QB
 1994..... Timm Schroeder, QB
 1995..... Timm Schroeder, QB
 1996..... John Harris, LB
 1997..... John Harris, LB
 1998..... Ralph Menendez, RB
 1999..... George Karafantis, DE
 2000..... Ralph Menendez, RB
 2001..... Scott Bard, QB
 2002..... Aden Smith, LB
 2003..... T.J. Moriarty, QB
 2004..... T.J. Moriarty, QB
 2005..... Josh Dudash, QB
 2006..... Josh Dudash, QB
 2007..... Lynell Suggs, WR
 2008..... Dwayne Eley, WR
 2009..... Edwin Gowins, RB (Offensive)
 Tyler Santucci, LB (Defensive)
 2010..... Brock Jackolski, WR (Offensive)
 Arin West, DB (Defensive)
 Rich Vitale (Special Teams)
 2011..... Brock Jackolski, RB (Offensive)
 Jawara Dudley, DL (Defensive)
 Brock Jackolski, KR (Special Teams)
 2012..... Miguel Maysonet, RB (Offensive)
 Dominick Reyes, DL (Defensive)
 Naim Cheeseboro (Special Teams)
 2013..... Lyle Negron, QB (Offensive)
 Jawara Duble, DL (Defensive)
 Christian Ricard, KR (Special Teams)
 2014..... Stacey Bdel, RB (Offensive)
 Christian Ricard, DB (Defensive)
 Luke Allen, P (Special Teams)
 2015..... Ray Bolden, WR (Offensive)
 Victor Ochi, DE (Defensive)
 Chris Makulik (Special Teams)
 2016..... Stacey Bedell, RB (Offensive)
 Tyrice Beverettei, DB (Defensive)
 Mark Nolan, P (Special Teams)

Stony Brook Football Hall of Famers

1996..... Chuck Downey ('88)
 1999..... John Ragimierski ('87)
 1999..... Bill Zagger ('93)
 2000..... Paul Klyap ('88)
 2005..... Stuart Sharoff ('81)
 2006..... Bob Burden ('90)



Coach Sam Kornhauser presents Chuck Downey with his Hall of Fame plaque at the Port Jefferson Country Club on May 2, 1996



ALL-TIME SINGLE GAME

MOST YARDS RUSHING

Name	Yds	Att.	Date	Opponent
1. Eddie Gowins	278	19	11-8-08	at Iona
2. Eddie Gowins	250	20	11-15-08	VMI
3. Clinton Graham	240	31	11-15-03	at Iona
4. Miguel Maysonet	233	26	10-13-12	at Coastal Carolina
Conte Cuttino	233	28	11-15-08	VMI
6. Miguel Maysonet	220	32	9-29-12	at Army
Oliver Bridges	225	25	10-21-89	vs. Stonehill
7. Miguel Maysonet	212	19	10-27-12	at Presbyterian
8. Ralph Menendez	207	15	10-9-99	at Sacred Heart
9. Conte Cuttino	205	17	11-8-08	at Iona
10. Donald Liotine	204	38	11-7-15	Howard
Conte Cuttino	204	34	10-6-07	at Albany

MOST YARDS PASSING

Name	Yds	Date	Opponent
1. Scott Bard	474	10-6-01	Wagner
2. Josh Dudash	411	10-29-05	at Robert Morris
3. Lyle Negron	395	11-16-13	at James Madison
4. Josh Dudash	393	11-4-06	at Wagner
5. Josh Dudash	369	11-11-06	at Central Conn.
6. T.J. Moriarty	329	11-08-03	Central Conn.
7. T.J. Moriarty	322	11-6-04	at Central Conn.
8. Michael Coulter	321	10-3-09	Presbyterian
9. Michael Coulter	316	10-17-09	at VMI
10. Josh Dudash	314	10-14-06	at St. Francis (Pa.)

MOST PASS RECEPTIONS

Name	Rec.	Date	Opponent
1. Lynell Suggs	13	10-6-07	at Albany
2. Malcolm Eugene	12	9-21-13	at Villanova
3. Ray Bolden	11	11-21-15	Albany
Donavin Washington	11	10-25-14	at New Hampshire
Stephan Towns	11	10-17-09	at VMI
6. Malcolm Eugene	10	9-14-13	at Buffalo
Matt Brevi	10	10-16-10	at Lafayette
Lynell Suggs	10	9-29-07	at Hofstra
Londre Blocker	10	11-08-03	Central Conn.
Glenn Saenz	10	11-16-96	
11. Ray Bolden	9	10-24-15	at Maine
Ray Bolden	9	10-31-15	Elon
Adrian Coxson	9	11-16-13	at James Madison
Jordan Gush	9	10-9-10	VMI
Matt Brevi	9	9-18-10	at Brown
Chris McGovern	9	9-28-02	Albany
Londre Blocker	9	9-21-01	at St. John's
Chris McGovern	9	11-10-01	Central Conn.
Lynell Suggs	9	11-11-06	at Central Conn.

MOST YARDS RECEIVING

Name	Yds	Date	Opponent
1. Londre Blocker	216	10-6-01	Wagner
2. Kevin Norrell	214	10-6-12	Charleston Southern
3. Lynell Suggs	210	10-29-05	at Robert Morris
4. Lynell Suggs	200	10-6-07	at Albany
5. Josh Anderson	185	10-22-05	at Sacred Heart
6. Malcolm Eugene	184	9-14-13	at Villanova
7. Adrian Coxson	183	11-16-13	at James Madison
8. Londre Blocker	183	11-08-03	Central Conn.
9. Londre Blocker	173	10-23-04	Albany
10. Dwayne Eley	168	11-11-06	at Central Conn.

MOST YARDS TOTAL OFFENSE

Name	Yds	Pass	Rush	Date	Opponent
1. Scott Bard	502	474	28	10-6-01	Wagner
Timm Schroeder	423	424	-1	10-8-94	at Gettysburg
2. Josh Dudash	402	411	-9	10-29-05	at Robert Morris
3. Josh Dudash	398	383	5	11-4-06	at Wagner
4. Lyle Negron	390	395	-5	11-16-13	at James Madison
5. T.J. Moriarty	383	329	54	11-8-03	Central Conn.
6. Josh Dudash	368	369	-1	11-11-06	at Central Conn.
Scott Meyer	357	303	54	11-16-96	at Southern Conn.
7. T.J. Moriarty	348	322	26	11-6-04	at Central Conn.
8. Michael Coulter	335	321	14	10-3-09	Presbyterian
9. T.J. Moriarty	334	301	33	10-23-04	Albany
Oliver Bridges	334	0	334	11-16-91	at Pace
10. Scott Bard	332	294	38	11-17-01	St. Francis (Pa.)

MOST ALL-PURPOSE YARDS (doesn't include 99 & 00)

Name	Yds	Rush	Rec.	Ret.	Date	Opponent
1. Brock Jackolski	319	130	9	180	10-8-11	Presbyterian
2. Miguel Maysonet	298	198	0	100	9-22-12	Colgate
3. Clinton Graham	286	240	46	0	11-15-03	at Iona
4. Miguel Maysonet	279	233	0	46	10-13-12	at Coastal
5. Eddie Gowins	278	278	0	0	11-8-08	at Iona
6. Brock Jackolski	273	183	0	90	10-30-10	Char. Sou.
7. Brock Jackolski	256	131	8	117	11-13-10	Gard.-Webb
8. Eddie Gowins	250	250	0	0	11-15-08	VMI
Londre Blocker	250	183	-7	74	11-8-03	Central Conn.
10. Miguel Maysonet	244	169	0	75	10-20-12	Gard.-Webb

MOST INTERCEPTIONS

Name	Int.	Date	Opponent
1. Davonte Anderson	4	11-13-10	Gardner-Webb
2. Cedrick Moore	3	9-18-10	at Brown
3. Tyrice Beverette	2	11-21-16	at UAlbany
Marvin Hart	2	9-19-15	New Hampshire
Shayne Lawless	2	11-14-15	at Rhode Island
Chris Cooper	2	11-21-15	Albany
Marvin Hart	2	10-18-14	at Elon
Davonte Anderson	2	11-24-12	Villanova
Davonte Anderson	2	9-8-12	Pace
D.J. Porter	2	9-3-11	at UTEP
Benjamin Clements	2	10-3-09	Presbyterian
Chris Richards	2	8-30-08	Colgate
Chad King	2	9-4-04	at Lehigh
Mike Dudley	2	11-15-03	at Iona
Jermaine Addison	2	9-23-00	at St. Francis (Pa.)

LONGEST RUN

Name	Yds	Date	Opponent
1. Oliver Bridges	t95	11-16-91	at Pace
2. Bobby Kane	t89	10-19-96	Albany
3. Ralph Thomas	t89	10-5-96	Sacred Heart
4. Miguel Maysonet	t84	9-1-12	Central Conn.
5. Ralph Menendez	t80	10-14-00	Sacred Heart
6. Miguel Maysonet	78	10-23-10	at Coastal Car.
7. Stacey Bedell	t75	11-15-14	at Rhode Island
8. Ralph Menendez	t74	10-9-99	at Sacred Heart
9. Miguel Maysonet	t71	9-15-12	at Syracuse
Conte Cuttino	71	11-8-08	at Iona
11. Alex Londino	t70	10-11-97	Bentley
12. Brock Jackolski	69	9-11-10	American Intern.
Steve Kornegay	t69	11-3-90	at WPI
14. Davon Lawrence	t68	9-8-12	Pace
Chris Delmadge	t68	10-9-93	Gettysburg
16. Miguel Maysonet	66	10-27-12	at Presbyterian
Ralph Menendez	t66	11-7-98	American Intern.

ALL-TIME SINGLE GAME



LONGEST PASS PLAY

	Name	Yds	Date	Opponent
1.	Negron / Eugene	t91	11-23-13	Albany
	Dudash / Suggs	t91	10-29-05	at Robert Morris
3.	Essington / Norrell	t89	9-1-12	Central Connecticut
4.	Essington / Norrell	t86	9-8-12	Pace
	<i>Knechtel / McKenna</i>	t85	11-10-84	<i>Fitchburg State</i>
6.	Bednarski / Coxson	t83	9-27-14	William & Mary
7.	Moriarty / Blocker	t82	10-23-04	Albany
	<i>Cappellino / Moran</i>	t81	11-10-90	<i>Pace</i>
9.	Stanley / Niskanen	t80	9-30-00	Albany
10.	Bard / Blocker	t79	10-6-01	Wagner
	<i>Meyer / Brady</i>	t79	9-13-97	<i>Southern Conn.</i>
	<i>Knechtel / McKenna</i>	t79	11-10-84	<i>Fitchburg State</i>
11.	Negron / Coxson	t75	11-16-13	at James Madison

LONGEST KICKOFF RETURN

	Name	Yds	Date	Opponent
1.	Chuck Downey	t98	10-5-84	at Trenton State
2.	Saladin Davis	t97	10-30-04	Sacred Heart
	Shon Brownlee	t97	9-28-02	Albany
4.	Sherman Alston Jr.	t96	9-17-16	Richmond
5.	Conte Cuttino	t95	9-8-07	at Bucknell
	Chuck Downey	t95	10-5-84	at Trenton State
7.	Chad King	t94	9-14-02	St. John's
	Brock Jackolski	t94	11-13-10	Gardner-Webb
	Gabe Rodriguez	t94	10-17-98	
10.	Brock Jackolski	t90	10-15-11	St. Anselm
	Chuck Downey	t90	9-27-86	Pace
12.	Chad King	t86	10-2-04	Robert Morris
	Bryan Tornee	t86	11-3-01	at Robert Morris
	Luke Posniewski	t86	10-28-95	Western Conn.
15.	Brock Jackolski	85	11-20-10	at Liberty
	Billy Zagger	85	11-16-91	at Pace
16.	John Ragimierski	t84	85	Wagner
17.	Chad King	t81	11-9-02	Robert Morris
18.	Leroy Saunders	t80	10-12-91	C.W. Post
19.	Brock Jackolski	78	11-12-11	at Gardner-Webb

LONGEST PUNT RETURN

	Name	Yds	Date	Opponent
1.	Chuck Downey	t88	9-27-86	Pace
2.	Billy Zagger	t87	9-21-91	at Bentley
3.	Gabe Rodriguez	t85	9-20-97	at Pace
4.	Chuck Downey	t80	10-11-86	at Kean
5.	Londre Blocker	t76	10-30-04	Sacred Heart
6.	Chuck Downey	t75	10-5-84	at Trenton State
7.	Chad King	71	11-18-00	Robert Morris
8.	Chad King	t67	9-14-02	St. John's
9.	Chuck Downey	t62	10-17-87	Brooklyn
10.	Chuck Downey	t60	10-17-87	Brooklyn
	Chuck Downey	t60	11-8-96	St. Peter's
11.	Chuck Downey	t54	10-24-86	at Brooklyn
12.	Brock Jackolski	44	10-8-11	Presbyterian
13.	Dwayne Eley	43	10-7-06	Albany
14.	Scott Kubrak	40	11-4-06	at Wagner
15.	Donavin Washington	39	9-19-15	New Hampshire
	Paul Klyap	t39	9-12-87	Ramapo
16.	Scott Kubrak	37	10-27-07	Bryant
	Clinton Graham	t37	9-23-00	at St. Francis (Pa.)
18.	Dayton Guillory	34	9-13-08	at Maine

LONGEST INTERCEPTION RETURN

	Name	Yds	Date	Opponent
1.	Billy Zagger	t100	10-27-90	at Kings Point
2.	Ernie Williams	t99	11-17-01	St. Francis (Pa.)
3.	Chad King	90	10-19-02	Sacred Heart
4.	Chuck Downey	t69	9-20-86	Hofstra
5.	Ray Goodsir	65	11-6-04	at Central Conn.
6.	Cory Giddings	t63	10-3-09	Presbyterian
7.	Billy Buntin	59	10-27-01	Jacksonville
8.	Naim Cheeseboro	t52	10-12-13	at Colgate
	Ernie Williams	52	11-8-03	Central Conn.
10.	Christian Porter	t50	9-9-00	Southern Conn.
11.	Mike Dudley	46	11-8-03	Central Conn.
12.	Cory Giddings	44	10-21-06	Sacred Heart

LONGEST FIELD GOAL

	Name	Yds	Date	Opponent
1.	Wesley Skiffington	48	10-20-12	Gardner-Webb
2.	Luke Gaddis	47	9-15-07	at Youngstown St.
	Luke Gaddis	47	10-15-05	St. Francis (Pa.)
	Bob Burden	47	9-24-88	at St. John's
4.	Wesley Skiffington	46	9-24-11	Lafayette
5.	Wesley Skiffington	45	10-20-12	Gardner-Webb
	Sean Forman	45	11-13-04	Iona
	James Kandziolka	45	10-9-99	at Sacred Heart
	Bob Burden	45	10-29-88	at Kings Point
8.	Wesley Skiffington	44	9-29-12	at Army
	Wesley Skiffington	44	10-9-10	VMI
	Bob Burden	44	10-24-86	at Brooklyn
	Brian Hughes	44	10-23-93	at Kings Point
10.	Przemyslaw Popek	43	11-8-14	James Madison
	Wesley Skiffington	43	10-23-10	at Coastal Carolina
	Wesley Skiffington	43	9-26-09	at UMass



ALL-TIME SINGLE SEASON

RUSHING YARDS

	Name	Yr.	TC	YG	Net	Avg	TDs	YPG
1.	Miguel Maysonet	2012	267	2025	1964	7.4	21	151.1
2.	Miguel Maysonet	2011	252	1700	1633	6.5	15	125.6
3.	Brock Jackolski	2011	215	1483	1418	6.6	16	109.1
4.	Eddie Gowins	2008	140	1326	1310	9.4	11	119.1
5.	Oliver Bridges	1989	241	-	1235	5.1	14	123.5
6.	Conte Cuttino	2008	199	1243	1195	6.0	7	108.6
7.	Chris Delmadge	1993	238	1201	1147	4.8	13	114.7
8.	Miguel Maysonet	2010	176	1155	1128	6.4	12	102.5
9.	Stacey Bedell	2014	201	1119	1070	5.3	9	97.3
10.	Clinton Graham	2003	167	1107	1055	6.3	12	105.5

PASSING YARDS

	Name	Yr.	Comp.	Att.	Int.	Pct.	TDs	Yds
1.	T.J. Moriarty	2004	195	340	13	57.4	17	2495
2.	Timm Schroeder	1994	200	347	17	57.6	22	2407
3.	Lyle Negron	2013	167	288	9	58.0	13	2367
4.	Josh Dudash	2007	202	349	9	57.9	18	2345
5.	Josh Dudash	2006	179	285	4	62.8	15	2231
6.	Josh Dudash	2005	171	291	11	58.8	18	2112
7.	Michael Coulter	2009	153	279	10	54.8	15	2060
8.	Kyle Essington	2012	120	205	8	58.5	23	2032
9.	Timm Schroeder	1995	168	296	14	56.8	25	2029
10.	Timm Schroeder	1993	177	316	14	56.0	11	2021

TOTAL OFFENSE

	Name	Yr.	Plays	Rush	Pass	TDs	Total
1.	T.J. Moriarty	2004	456	139	2495	22	2634
2.	Lyle Negron	2013	366	116	2367	17	2483
3.	Timm Schroeder	1994	405	-5	2407	23	2402
4.	Josh Dudash	2007	388	-77	2345	18	2268
5.	Josh Dudash	2006	330	14	2231	15	2245
6.	Josh Dudash	2005	402	130	2112	20	2242
7.	Timm Schroeder	1995	368	212	2029	27	2241
8.	T.J. Moriarty	2003	410	300	1929	17	2229
9.	Kyle Essington	2012	236	66	2032	23	2098
10.	Michael Coulter	2009	305	-32	2060	16	2028

PASS RECEPTIONS

	Name	Yr.	Rec.	Yds	Avg	TDs
1.	Lynell Suggs	2007	75	962	12.8	6
2.	Glenn Saenz	1995	69	947	13.7	13
3.	Ray Bolden	2015	68	765	11.2	5
4.	Kevin Norrell	2012	66	1388	21.0	15
5.	Dwayne Eley	2007	59	695	11.8	6
	Lucas Niskanen	1998	59	661	11.2	3
7.	Malcolm Eugene	2013	57	894	15.7	5
8.	Glenn Saenz	1994	55	638	11.6	9
9.	Mike Bahr	1994	53	700	13.2	4
10.	Glenn Saenz	1996	52	678	13.0	5

RECEIVING YARDAGE

	Name	Yr.	Rec.	Yds	Avg	TDs
1.	Kevin Norrell	2012	66	1388	21.0	15
2.	Lynell Suggs	2007	75	962	12.8	6
3.	Glenn Saenz	1995	69	947	13.7	13
4.	Malcolm Eugene	2013	57	894	15.7	5
5.	Londre Blocker	2004	50	777	15.5	6
6.	Ray Bolden	2015	68	765	11.2	5
7.	Josh Anderson	2005	51	750	14.7	7
8.	Chris McGovern	2001	48	723	15.1	4
9.	Londre Blocker	2003	48	716	14.9	7
10.	Mike Bahr	1994	53	700	13.2	4

ALL-PURPOSE YARDS

	Name	Yr.	Rush	Rec	PR	KR	Total
1.	Brock Jackolski	2011	1418	114	55	854	2441
2.	Miguel Maysonet	2012	1964	43	0	309	2316
3.	Brock Jackolski	2010	1029	149	0	788	1966
4.	Miguel Maysonet	2011	1633	49	0	14	1696
5.	Conte Cuttino	2008	1195	74	0	198	1467
6.	Clinton Graham	2003	1055	300	0	56	1411
7.	Kevin Norrell	2012	1388	0	0	0	1388
8.	Miguel Maysonet	2010	1128	99	0	92	1319
9.	Eddie Gowins	2008	1310	0	0	0	1310
10.	Oliver Bridges	1989	1235	0	0	0	1235

SCORING

	Name	Yr.	TDs	1-PT	2-PT	FGs	PTS
1.	Miguel Maysonet	2012	23	0	0	0	138
2.	Brock Jackolski	2011	20	0	0	0	120
3.	Miguel Maysonet	2011	16	0	0	0	96
4.	Wesley Skiffington	2011	0	60	0	11	93
5.	Clinton Graham	2003	15	0	2	0	92
6.	Kevin Norrell	2012	15	0	0	0	90
7.	Wesley Skiffington	2012	0	51	0	12	87
8.	Miguel Maysonet	2010	14	0	0	0	84
	Bobby Kane	1996	14	0	0	0	84
	Oliver Bridges	1989	14	0	0	0	84

FIELD GOALS

	Name	Yr.	FGs	Att.
1.	Wesley Skiffington	2009	15	17
2.	Wesley Skiffington	2012	12	16
3.	Wesley Skiffington	2011	11	15
	Bob Burden	1986	11	16
5.	Luke Gaddis	2007	10	12
6.	Brian Hughes	1993	9	13
7.	Graham Ball	2013	8	11
	Brian Hughes	1995	8	12
9.	Wesley Skiffington	2010	7	12
	Luke Gaddis	2008	7	11
	Sean Forman	2004	7	12
	Michael Soto	2003	7	10
	Jason Harris	1997	7	9

FIELD GOAL PERCENTAGE

	Name	Yr.	Pct.	FG-FGA
1.	Wesley Skiffington	2009	.882	15-17
2.	Luke Gaddis	2007	.833	10-12
3.	Jason Harris	1997	.778	7-9
4.	Wesley Skiffington	2012	.750	12-16
5.	Wesley Skiffington	2011	.733	11-15
6.	Graham Ball	2013	.727	8-11
7.	Przemyslaw Popek	2014	.714	5-7
	Michael Soto	2002	.714	5-7
9.	Michael Soto	2003	.700	7-10
10.	Brian Hughes	1993	.692	9-13

PUNTING AVERAGE

	Name	Yr.	Avg	No.
1.	Nick Ferrara	2013	43.30	47
2.	David Lewis	1988	42.56	66
3.	Marc Nolan	2016	40.73	68
4.	Luke Allen	2014	39.95	83
5.	Andrew Powell	2007	39.43	54
6.	Wesley Skiffington	2012	38.89	57
7.	David Lewis	1987	37.59	51
8.	Luke Gaddis	2008	37.22	51
9.	Drew Evangelista	2009	36.65	55
10.	Bob Burden	1989	36.44	18

ALL-TIME SINGLE SEASON



PUNT RETURN YARDS

	Name	Yr.	Yds	Avg	No.
1.	Chuck Downey	1986	530	31.2	17
2.	Chad King	2002	317	9.9	32
3.	Chuck Downey	1987	251	13.9	18
4.	Chuck Downey	1985	244	15.3	16
	Billy Zagger	1991	244	10.2	24
6.	Paul Klyap	1988	216	6.2	35
7.	Gabe Rodriguez	1997	209	9.5	22
8.	Glenn Saenz	1994	206	8.6	24
9.	Chuck Downey	1984	178	17.8	10
10.	Billy Zagger	1990	161	6.0	20

PUNT RETURN AVERAGE (Minimum 9 returns)

	Name	Yr.	Avg	Ret-Yds
1.	Chuck Downey	1986	31.18	17-530
2.	Chuck Downey	1984	17.80	10-178
3.	Chuck Downey	1985	15.25	16-244
4.	Chuck Downey	1987	13.94	18-251
5.	Chad King	2004	10.80	10-108
6.	Billy Zagger	1991	10.17	24-244
7.	Chad King	2002	9.91	32-317
8.	Gabe Rodriguez	1997	9.50	22-209
9.	Scott Kubrak	2007	8.82	11-97
10.	Dayton Guillory	2008	8.70	10-87

KICK RETURN YARDS

	Name	Yr.	Yds	Avg	No.
1.	Brock Jackolski	2011	854	29.45	29
2.	Brock Jackolski	2010	788	26.27	30
3.	Billy Zagger	1990	690	21.56	46
4.	Matt Brevi	2009	557	20.63	27
5.	Billy Zagger	1991	518	23.55	22
6.	Sherman Alston Jr.	2016	503	22.86	22
7.	Paul Klyap	1988	493	24.65	20
8.	Donald Porter	2007	463	22.05	21
9.	Chad King	2002	445	27.81	16
10.	Marvin Hart	2014	416	23.11	18

KICK RETURN AVERAGE (Minimum 9 returns)

	Name	Yr.	Avg	Ret-Yds
1.	Chuck Downey	1985	31.00	12-372
2.	Brock Jackolski	2011	29.45	29-854
3.	Chuck Downey	1984	28.00	13-364
4.	Chad King	2002	27.81	16-445
5.	John Ragimierski	1985	27.33	12-328
6.	Brock Jackolski	2010	26.27	30-788
7.	Miguel Maysonet	2012	25.75	12-309
8.	John Ragimierski	1984	25.70	13-334
9.	Paul Klyap	1988	24.65	20-493
10.	Travis Liburd	2015	24.67	12-296

INTERCEPTIONS

	Name	Yr.	Int.	Yds
1.	Paul Emmanuel	1984	8	79
2.	Chuck Downey	1986	7	126
	Paul Klyap	1986	7	128
	Chad King	2002	7	109
5.	Davonte Anderson	2012	6	108
	Donald Porter	2011	6	21
	Pat Shelley	1999	6	31
8.	Ernie Williams	2003	5	72
	Luke Posniewski	1995	5	77
	Scott Schuster	1991	5	62
	Chris LoPata	1991	5	18
	Scott Schuster	1990	5	53
	Paul Klyap	1988	5	70
	Paul Klyap	1987	5	99
	Paul Klyap	1985	5	40

TACKLES

	Name	Yr.	Total	U-A
1.	Aden Smith	2002	140	57-83
2.	Aden Smith	2001	112	51-61
3.	John Harris	1997	109	64-45
4.	James Leach	1995	106	45-61
5.	Eddie Cobbinah	2003	100	52-48
6.	John Ragimierski	1984	99	50-49
7.	Tyrice Beverette	2016	98	59-39
	James Leach	1993	98	43-55
	Bob Burden	1989	98	42-56
10.	Ed Plitt	1984	97	47-50
	Juan Zapata	1984	97	42-55

QUARTERBACK SACKS

	Name	Yr.	No.
1.	Joseph Lawrence	1994	22.0
2.	Victor Ochi	2015	13.0
3.	Victor Ochi	2014	11.0
4.	David Bamiro	2004	10.5
5.	Mitch Ramson	1998	9.5
6.	Christian Ricard	2014	9.0
7.	David Bamiro	2003	9.0
	Bruce Muro	1992	9.0
	Paul Scott	1985	9.0
10.	Aaron Thompson	2015	8.5

TACKLES FOR LOSS (missing '86)

	Name	Yr.	No.
1.	Christian Ricard	2014	21.0
2.	John Harris	1997	17.0
3.	Victor Ochi	2015	16.5
	Victor Ochi	2014	16.5
5.	Mitch Ramson	1998	16.0
6.	David Bamiro	2003	15.0
7.	Tyler Santucci	2009	14.0
	Mitch Ramson	1999	14.0
	Joseph Lawrence	1993	14.0
10.	John Haggart	2016	13.5

PASSES BROKEN UP

	Name	Yr.	No.
1.	Solan James	1997	12
	Gabe Rodriguez	1997	12
	Chuck Downey	1986	12
4.	Ernie Williams	2002	11
	Chuck Downey	1987	11
6.	Chris Cassidy	1988	10
	Paul Klyap	1987	10
8.	Davonte Anderson	2012	9
	Hasan Stewart	2006	9
	Paul Klyap	1986	9



ALL-TIME CAREER

RUSHING

Name	Yr.	TC	YG	Net	Avg	TDs	YPG
1. Miguel Maysonet	2010-12	695	4880	4725	6.8	48	127.7
2. Conte Cuttino	2006-09	690	3783	3607	5.2	19	83.9
3. Brock Jackolski	2010-11	364	2545	2447	6.7	25	102.0
4. Eddie Gowins	2008-10	314	2444	2355	7.5	22	98.1
5. Oliver Bridges	1989-91	462	-	2342	5.1	22	106.5
6. Bobby Kane	1994-96	416	2234	2156	5.2	23	74.3
7. Stacey Bedell	2014-	403	2119	2119	5.3	23	88.3
8. Clinton Graham	2000-04	357	2138	2025	5.7	20	53.3
9. Ralph Menendez	1997-00	314	1729	1619	5.2	12	85.2
10. Marcus Coker	2012-14	394	1827	1725	4.4	14	66.3

PASSING

Name	Yr.	Comp.	Att.	Int.	Pct.	TDs	Yds
1. Timm Schroeder	1991-95	662	1195	63	55.4	68	7937
2. Josh Dudash	2004-07	554	932	24	59.4	51	6710
3. T.J. Moriarty	2001-04	394	704	25	56.0	30	4832
4. Michael Coulter	2009-11	319	562	22	56.8	32	4218
5. Kyle Essington	2010-12	234	412	12	56.8	43	3985
6. Scott Bard	2001-02	264	465	17	56.8	24	3257
7. Scott Meyer	1996-98	292	570	23	51.2	18	3228
8. Lyle Negron	2012-13	173	299	9	57.9	13	2431
9. Brian Stanley	1997-00	183	370	21	49.5	18	2081
10. Dan Shabbick	1986-88	173	342	22	50.6	13	2040

TOTAL OFFENSE

Name	Yr.	Plays	Rush	Pass	TDs	Total
1. Timm Schroeder	1991-95	1432	42	7937	73	7979
2. Josh Dudash	2004-07	1133	72	6710	53	6782
3. T.J. Moriarty	2001-04	983	574	4832	43	5406
4. Miguel Maysonet	2010-12	695	4725	0	27	4725
5. Michael Coulter	2009-11	641	-23	4218	34	4195
6. Kyle Essington	2010-12	485	75	3985	48	4060
7. Conte Cuttino	2006-09	691	3607	0	19	3607
8. Scott Bard	2001-02	635	244	3257	29	3501
9. Scott Meyer	1996-98	634	237	3228	21	3465
10. Lyle Negron	2012-13	382	116	2431	17	2547

PASS RECEPTIONS

Name	Yr.	Rec.	Yds	Avg	TDs
1. Glenn Saenz	1992-96	188	2404	12.8	28
2. Dwayne Eley	2005-08	157	2062	13.1	15
3. Londre Blocker	2001-04	147	2221	15.6	21
4. Lynell Suggs	2004-08	143	2054	14.4	20
5. Josh Anderson	2002-05	138	1814	13.1	12
6. Lucas Niskanen	1998-01	136	1646	12.1	14
7. Mike Bahr	1991-94	125	1651	13.2	7
8. Jordan Gush	2009-12	124	1712	13.8	20
9. Jonathan Fischer	1992-95	108	1154	10.7	111
10. Kevin Norrell	2011-12	107	2061	19.3	20

RECEIVING YARDAGE

Name	Yr.	Rec.	Yds	Avg	TDs
1. Glenn Saenz	1992-96	188	2404	12.8	28
2. Londre Blocker	2001-04	147	2297	15.6	21
3. Dwayne Eley	2005-08	157	2062	13.1	15
4. Kevin Norrell	2011-12	107	2061	19.3	20
5. Lynell Suggs	2004-08	143	2054	14.4	20
6. Josh Anderson	2002-05	138	1814	13.1	12
7. Jordan Gush	2009-12	124	1712	13.8	20
8. Mike Bahr	1991-94	125	1651	13.2	7
9. Lucas Niskanen	1999-01	136	1646	12.1	14
10. Matt Brevi	2009-11	96	1628	17.0	14

ALL-PURPOSE YARDS

Name	Yr.	Rush	Rec	PR	KR	Total
1. Miguel Maysonet	2010-12	4725	191	0	415	5331
2. Conte Cuttino	2006-09	3607	245	0	659	4511
3. Brock Jackolski	2010-11	2447	263	55	1642	4407
4. Chuck Downey	1984-87	191	214	1203	1287	3077
5. Clinton Graham	2000-04	2025	453	94	333	2905
6. Glenn Saenz	1992-96	20	2404	206	175	2805
7. Londre Blocker	2001-04	109	2221	89	382	2801
8. Dwayne Eley	2005-08	149	2062	269	302	2782
9. Matt Brevi	2009-11	18	1628	0	799	2445
10. Eddie Gowins	2008-10	2355	0	0	0	2355

SCORING

Name	Yr.	TDs	1-PT	2-PT	FGs	PTS
1. Miguel Maysonet	2010-12	53	0	0	0	318
2. Wesley Skiffington	2009-12	0	180	0	45-60	316
3. Brock Jackolski	2010-11	32	0	0	0	192
4. Glenn Saenz	1992-96	28	0	1	0	170
5. Michael Soto	2000-03	0	93-107	0	21-32	156
6. Clinton Graham	2000-04	24	0	1	0	146
7. Bobby Kane	1994-96	24	0	0	0	144
8. Londre Blocker	2001-04	23	0	1	0	140
9. Stacey Bedell	2014-	23	0	0	0	138
10. Luke Gaddis	2005-08	0	65-76	0	23-34	134
Bob Burden	1986-89	0	65-75	0	28-48	134

FIELD GOALS

Name	Yr.	FGs	Att.
1. Wesley Skiffington	2009-12	45	60
2. Bob Burden	1986-89	28	48
3. Luke Gaddis	2005-08	23	34
4. Michael Soto	2000-03	21	32
5. Brian Hughes	1993-95	17	25
6. Przemyslaw Popek	2013-16	14	24
7. Jason Harris	1997-98	12	19
8. Rich Black	1989-92	11	30
9. Graham Ball	2012-14	8	11
Neil Monte	1994-96	8	17

FIELD GOAL PERCENTAGE (minimum 5 attempts)

Name	Yr.	Pct.	FG-FGA
1. Wesley Skiffington	2009-12	.750	45-60
2. Graham Ball	2012-14	.727	8-11
3. Brian Hughes	1993-95	.680	17-25
4. Luke Gaddis	2005-08	.676	23-34
5. Michael Soto	2000-03	.656	21-32
6. Jason Harris	1997-98	.632	12-19
7. Przemyslaw Popek	2013-16	.583	14-24
Bob Burden	1986-89	.583	28-48
Sean Forman	2004	.583	7-12
10. James Kandziolka	1999-00	.571	4-7

PUNTING AVERAGE

Name	Yr.	Avg	No.-Yds
1. Nick Ferrara	2013	43.30	47-2035
2. David Lewis	1987-88	40.39	117-4726
3. Andrew Powell	2007	39.43	54-2129
4. Luke Allen	2010-11, 14	38.28	120-4593
5. Wesley Skiffington	2009-12	37.75	60-2265
6. Luke Gaddis	2005-08	37.22	51-1898
7. Marc Nolan	2015-	37.31	131-4887
8. Bob Burden	1986-89	36.44	18-656
9. Lee Mambuca	1985-87	36.16	51-1844
10. Drew Evangelista	2009-10	35.40	101-3576

ALL-TIME CAREER



PUNT RETURN YARDS

	Name	Yr.	Yds	Avg	No.
1.	Chuck Downey	1984-87	1203	19.72	61
2.	Chad King	2000-04	560	10.98	51
3.	Billy Zagger	1988-91	431	7.98	54
4.	Gabe Rodriguez	1995-98	337	9.36	36
5.	Jordan Gush	2009-12	311	6.35	49
6.	Paul Klyap	1985-88	306	7.12	43
7.	Dwayne Eley	2005-08	269	7.3	37
8.	Chris Herb	1993-96	256	5.82	44
9.	Josh Anderson	2003-05	235	4.90	48
10.	Glenn Saenz	1992-96	206	8.24	25

PUNT RETURN AVERAGE (minimum 9 returns)

	Name	Yr.	Avg	Ret-Yds
1.	Chuck Downey	1984-87	19.72	61-1203
2.	Paul Emmanuel	1984-85	11.21	14-157
3.	Chad King	2001-04	10.98	51-560
4.	Scott Kubrak	2005-07	10.77	13-140
5.	Gabe Rodriguez	1995-98	9.36	36-337
6.	Davonte Anderson	2010-Pres.	9.11	9-82
7.	Jeff Morgan	1993-94	9.00	9-81
8.	Dayton Guillory	2008-09	8.70	10-87
9.	Glenn Saenz	1992-96	8.24	25-206
10.	Kevin Csoka	1999	8.1	15-122

KICK RETURN YARDS

	Name	Yr.	Yds	Avg	No.
1.	Brock Jackolski	2010-11	1642	27.83	59
2.	Chuck Downey	1984-87	1287	27.38	47
3.	Billy Zagger	1988-91	1238	21.72	57
4.	Donald Porter	2007-11	1163	20.05	58
5.	Chad King	2000-04	992	23.62	42
6.	Matt Brevi	2009-11	799	18.58	43
7.	John Ragimierski	1984-86	784	26.13	30
8.	J.J. Cox	2003-07	702	18.97	37
9.	Conte Cuttino	2006-09	659	19.38	34
10.	Gabe Rodriguez	1995-98	632	19.75	32

KICK RETURN AVERAGE (minimum 9 returns)

	Name	Yr.	Avg	Ret-Yds
1.	Brock Jackolski	2010-11	27.83	59-1642
2.	Chuck Downey	1984-87	27.38	47-1287
3.	John Ragimierski	1984-86	26.13	30-784
4.	Paul Klyap	1985-88	25.38	24-609
5.	Marvin Hart	2014-15	24.44	25-611
6.	Chad King	2000-04	23.62	42-992
7.	Leroy Saunders	1991-93	23.30	10-233
8.	Miguel Maysonet	2010-12	23.06	18-415
9.	Scott Schuster	1990-92	22.28	25-557
10.	Oscar Alcantara	1998-99	22.00	14-308

INTERCEPTIONS

	Name	Yr.	Int.	Yds
1.	Paul Klyap	1985-88	22	337
2.	Davonte Anderson	2010-14	16	214
3.	Chad King	2000-04	15	178
4.	Scott Schuster	1990-92	13	230
	Chuck Downey	1984-87	13	182
6.	Paul Emmanuel	1984-85	12	79
7.	Ernie Williams	2001-04	10	197
	Sean Van Slyck	1991-94	10	73
9.	Billy Zagger	1988-91	9	191
	Peter Seccia	1985-88	9	130
	James Saladino	1991-94	9	65

TACKLES

	Name	Yr.	Total	U-A
1.	Aden Smith	1999-02	323	149-174
2.	Dan Bertzos	1998-02	302	142-160
3.	James Leach	1993-96	299	119-180
4.	Tyler Santucci	2006-09	284	145-139
5.	Paul Klyap	1985-88	277	121-156
6.	Jawara Dudley	2010-13	265	103-98
7.	Dominick Reyes	2009-12	259	158-101
8.	Chimezie Okobi	2001-04	252	105-147
9.	Christian Ricard	2011-14	242	155-87
10.	Juan Zapata	1984-86	241	72-169

QUARTERBACK SACKS

	Name	Yr.	No.
1.	Victor Ochi	2012-15	32.5
2.	David Bamiro	2001-04	29.0
3.	Joseph Lawrence	1993-94	25.0
4.	Keith McInnes	1993-97	24.0
5.	Chimizie Okobi	2001-04	18.5
6.	John Kostkowicz	1995-99	17.5
7.	Paul Scott	1984-86	17.0
8.	Bruce Muro	1990-92	16.0
9.	Aaron Thompson	2013-16	13.5
	Emeka Ibekweh	2001-04	13.5
	George Karafantis	1995-99	13.5

TACKLES FOR LOSS

	Name	Yr.	No.
1.	Victor Ochi	2012-15	49.0
2.	John Kostkowicz	1995-99	44.0
3.	David Bamiro	2001-04	40.5
4.	Keith McInnes	1993-97	37.0
5.	Chimizie Okobi	2001-04	33.5
6.	Bryan Karp	2001-04	32.5
7.	George Karafantis	1995-99	32.0
8.	Tyler Santucci	2006-09	30.5
9.	John Harris	1994-97	29.0
10.	Joseph Lawrence	1993-94	27.0
	Christian Ricard	2011-14	27.0



YEAR-BY-YEAR LEADERS

RUSHING

Year	Name	Car.	Gain	Loss	Net	Avg	TDs
2016	Stacey Bedell	152	767	69	698	4.6	10
2015	Donald Liotine	157	753	45	708	4.5	5
2014	Stacey Bedell	201	1119	49	1070	5.3	9
2013	James Kenner	191	869	40	829	4.3	5
2012	Miguel Maysonet	267	2025	61	1964	7.4	21
2011	Miguel Maysonet	252	1700	67	1633	6.5	15
2010	Miguel Maysonet	176	1155	27	1128	6.4	12
2009	Eddie Gowins	145	959	69	890	6.1	9
2008	Eddie Gowins	140	1326	16	1310	9.4	11
2007	Conte Cuttino	174	984	44	940	5.4	5
2006	Conte Cuttino	140	720	48	672	4.8	3
2005	Rod Williams	168	750	62	688	4.1	4
2004	Clinton Graham	102	566	52	514	5.0	4
2003	Clinton Graham	167	1107	52	1055	6.3	12
2002	Rod Williams	87	452	24	428	4.9	5
	Ken Lockhart	106	464	36	428	4.0	4
2001	Ken Lockhart	124	677	59	618	5.0	5
2000	Ralph Menendez	134	666	39	627	4.7	4
1999	Ralph Menendez	156	919	70	849	5.4	8
1998	Ralph Menendez	167	961	60	901	5.4	6
1997	Alex Londino	129	602	12	590	4.6	8
1996	Bobby Kane	167	922	14	908	5.4	14
1995	Bobby Kane	135	750	33	717	5.3	3
1994	Bobby Kane	114	562	31	531	4.7	6
1993	Chris Delmadge	238	1201	54	1147	4.8	13
1992	Chris Delmadge	91	579	10	569	6.3	4
1991	Oliver Bridges	186	1103	56	1047	5.6	8
1990	Steve Kornegay	56	-	-	286	5.1	1
1989	Oliver Bridges	241	-	-	1235	5.1	14
1988	Michael Lugo	173	-	-	740	4.3	6
1987	Michael Licata	51	-	-	294	5.8	2
1986	John Ragimierski	139	-	-	464	3.3	4
1985	Nicholas Iannone	76	-	-	430	5.7	2
1984	Jorge Taylor	125	-	-	471	3.8	5

PASSING

Year	Name	Comp.	Att.	Int.	Yds	Pct.	TDs
2016	Joe Carbone	93	179	12	1017	52.0	3
2015	Conor Bednarski	82	155	2	864	52.9	6
2014	Conor Bednarski	110	208	7	1327	52.9	9
2013	Lyle Negron	167	288	9	2367	58.0	13
2012	Kyle Essington	120	205	8	2032	58.5	23
2011	Kyle Essington	111	203	4	1919	54.7	20
2010	Michael Coulter	133	220	10	1811	60.5	17
2009	Michael Coulter	153	279	10	2060	54.8	15
2008	Dayne Hoffman	125	259	9	1636	48.3	11
2007	Josh Dudash	202	349	9	2345	57.9	18
2006	Josh Dudash	179	285	4	2231	62.8	15
2005	Josh Dudash	171	291	11	2112	58.8	18
2004	T.J. Moriarty	195	340	13	2495	57.4	17
2003	T.J. Moriarty	169	290	10	1929	58.3	11
2002	Scott Bard	129	237	10	1478	54.4	12
2001	Scott Bard	135	228	7	1703	59.2	12
2000	Brian Stanley	107	206	11	1141	51.9	7
1999	Brian Stanley	72	148	9	879	48.6	10
1998	Scott Meyer	142	273	6	1508	52.0	7
1997	Scott Meyer	99	205	13	1181	48.3	8
1996	Anthony Gazillo	62	141	7	706	44.0	5
1995	Timm Schroeder	168	296	14	2029	56.8	25
1994	Timm Schroeder	200	347	17	2407	57.6	22
1993	Timm Schroeder	177	316	14	2021	56.0	11
1992	Timm Schroeder	114	227	18	1444	50.2	10
1991	Joe McVeigh	48	110	6	687	43.6	5
1990	Joe Moran	48	120	3	671	40.0	3
1989	Joe Moran	64	146	7	864	43.8	5
1988	Dan Shabbick	61	134	8	697	45.5	8
1987	Dan Shabbick	107	196	13	1285	54.3	4
1986	John Ragimierski	91	181	9	990	50.2	9
1985	John Ragimierski	36	74	2	589	48.6	5
1984	Ray McKenna	62	128	8	1085	48.4	8

RECEIVING

Year	Name	Rec.	Yds	Avg	TDs
2016	Ray Bolden	37	536	14.5	1
2015	Ray Bolden	68	765	11.2	5
2014	Adrian Coxson	43	664	15.4	6
2013	Malcolm Eugene	57	894	15.7	5
2012	Kevin Norrell	66	1388	21.0	15
2011	Kevin Norrell	41	673	16.4	5
2010	Matt Brevi	39	668	17.1	5
2009	Jordan Gush	26	413	15.9	6
2008	Dwayne Eley	48	697	14.5	5
2007	Lynell Suggs	75	962	12.8	6
2006	Dwayne Eley	50	670	13.4	4
2005	Josh Anderson	51	750	14.7	7
2004	Londre Blocker	50	777	15.5	6
2003	Londre Blocker	48	716	14.9	7
2002	Chris McGovern	34	484	14.2	2
2001	Chris McGovern	48	723	15.1	4
2000	Chris McGovern	21	267	12.7	3
1999	Lucas Niskanen	41	506	12.3	6
1998	Lucas Niskanen	59	661	11.2	3
1997	Rob Horst	35	282	8.1	0
1996	Glenn Saenz	52	678	13.0	5
1995	Glenn Saenz	69	947	13.7	13
1993	Mike Bahr	42	555	13.2	2
1990	Joe Cappellino	34	455	13.4	3
1989	Alan Balkin	32	404	12.6	1
1988	Chris Thomas	17	225	13.2	1
1987					
1986	Jim Hayes	28	300	10.7	3
1984	Eric Knechtel	28	687	24.5	4

SCORING

Year	Name	TDs	1-PT	2-PT	FGs	Pts
2016	Stacey Bedell	10	0	0	0	60
2015	Przemyslaw Popek	0	21	0	6	39
2014	Stacey Bedell	9	0	0	0	54
2013	Graham Ball	0	18-19	0	8-11	42
2012	Miguel Maysonet	23	0	0	0	138
2011	Brock Jackolski	20	0	0	0	120
2010	Miguel Maysonet	14	0	0	0	84
2009	Wesley Skiffington	0	26-30	0	15-17	71
2008	Eddie Gowins	11	0	0	0	66
2007	Luke Gaddis	0	32-34	0	10-12	62
2006	Lynell Suggs	7	0	0	0	42
2005	Josh Anderson	7	0	0	0	42
2004	Sean Forman	0	25-28	0	7-12	46
2003	Clinton Graham	15	0	1	0	92
2002	Michael Soto	0	29-31	0	5-7	44
2001	Michael Soto	0	19-26	0	6-9	37
2000	Clinton Graham	5	0	0	0	30
1999	Ralph Menendez	9	0	0	0	54
1998	Ralph Menendez	7	0	0	0	42
1997	Alex Londino	8	0	0	0	48
1996	Bobby Kane	14	0	0	0	84
1995	Glenn Saenz	13	0	1	0	80
1994	Glenn Saenz	10	0	1	0	62
1993	Chris Delmadge	13	0	1	0	80
1992	Lenny Catalano	5	0	0	0	30
1991	Oliver Bridges	8	0	0	0	48
1990	Rich Black	0	8-11	0	6-12	26
1989	Oliver Bridges	14	0	0	0	84
1988	Michael Lugo	6	0	0	0	36
1987	Bob Burden	0	16-18	0	6-13	34
1986	Bob Burden	0	22-25	0	11-16	55
1985						
1984	Jorge Taylor	6	0	0	0	36

YEAR-BY-YEAR LEADERS



TACKLES

Year	Name	Total	U	A	Avg
2016	Tyrice Beverette	98	59	39	8.9
2015	Naim Cheeseboro	52	29	23	5.2
2014	Christian Ricard	92	55	37	7.7
2013	Christian Ricard	91	63	28	8.3
2012	Cedrick Moore	85	51	34	6.5
2011	Dan Mulrooney	75	44	31	5.8
2010	Arin West	85	50	35	7.7
2009	Tyler Santucci	93	57	36	8.5
2008	Tyler Santucci	79	44	35	7.2
2007	Adam Soivilien	70	20	50	6.4
2006	Chris Tomasky	68	31	37	6.2
2005	Dan Michitsch	95	41	54	8.6
2004	Eddie Cobbinah	80	44	36	8.0
2003	Eddie Cobbinah	100	52	48	10.0
2002	Aden Smith	140	57	83	14.0
2001	Aden Smith	112	51	61	12.4
2000	Alexis Ayala	56	26	30	8.0
1999	Dan Bertzos	76	38	38	7.6
1998	Bob Mazaroski	92	51	41	9.2
1997	John Harris	109	64	45	10.9
1996	John Harris	69	38	31	6.9
1995	James Leach	106	45	61	10.6
1993	James Leach	98	43	55	9.8
1990	Dan Orlofsky	65	31	34	6.5
1989	Bob Burden	98	42	56	9.8
1988	Al Bello	71	23	48	7.9
1987	Al Bello	87	22	65	9.7
1986	Juan Zapata	80	18	62	8.9
1985					
1984	Juan Zapata	99	50	49	11.0

INTERCEPTIONS

Year	Name	No.	Yds	Avg	TDs	Lg
2016	Tyrice Beverette	4	65	16.3	0	43
2015	Three players with	2				
2014	Davonte Anderson	4	52	13.0	0	52
2013	Six players with	1				
2012	Davonte Anderson	6	108	18.0	0	31
2011	Donald Porter	6	21	3.5	0	10
2010	Davonte Anderson	4	53	13.2	0	34
2009	Benjamin Clements	3	24	8.0	0	18
	Arin West	3	6	2.0	0	6
2008	Chris Richards	3	1	0.3	0	1
2007	Mike McCoy	3	7	2.3	0	7
2006	Milo Otis	4	23	5.8	0	16
2005	Adam Barzar	2	9	4.5	0	9
	Francis Rivera	2	17	8.5	0	17
	Mike Mounter	2	8	4.0	0	8
2004	Ernie Williams	3	0	0.0	0	0
	Chad King	3	19	6.3	0	19
2003	Ernie Williams	5	72	14.4	1	52
2002	Chad King	7	109	15.6	1	90
2001	Ernie Williams	2	125	62.5	1	99
2000	Jermaine Addison	4	97	24.3	0	42
	Chad King	4	46	11.5	0	40
1999	Pat Shelley	6	31	5.2	0	19
1998	Gabe Rodriguez	3	-2	0.0	0	?
1997	Solan James	4	39	9.8	0	29
1996	Vincent Romano	2	0	0.0	0	0
	Steve Brown	2	5	2.5	0	3
	Andre Mais	2	3	1.5	0	3
	Solan James	2	8	4.0	0	8
1995	Luke Posniewski	5	77	15.4		35
1993	James Saladino	4	33	8.3	1	22
1990	Scott Schuster	5	53	10.6	0	36
1989	Bob Burden	4				
1988	Paul Klyap	5	70	14.0	0	33
1987	Paul Klyap	5	99	19.8	0	34
1986	Paul Klyap	7	128	18.3	1	35
	Chuck Downey	7	126	18.0	1	69
1984	Paul Emmanuel	8				



YEAR-BY-YEAR STATS

OFFENSIVE STATISTICS

Year	G	Rush Att.	Rush Yds	Rush Avg	Rush TDs	Pass Comp	Pass Att.	Pass Yds	Pass Avg	Pct.	TDs	Int.	Total Off.	Total Avg	Total Pts.	Total Avg
2016	11	445	1675	152.3	17	107	226	1209	109.9	47.3	3	17	2884	262.2	184	16.7
2015	10	440	1527	152.7	13	145	277	1481	148.1	52.3	8	10	3008	300.8	173	17.3
2014	12	494	1929	160.8	16	143	267	1854	154.5	53.6	11	12	3783	315.2	216	18.0
2013	11	454	1587	144.3	16	167	290	2367	215.2	57.6	13	9	3954	359.5	245	22.3
2012	13	589	3582	275.5	37	126	216	2096	161.2	58.3	23	8	5678	436.8	460	35.4
2011	13	590	3475	267.3	41	144	270	2266	174.3	53.3	20	7	5741	441.6	494	38.0
2010	11	429	2398	218.0	26	136	224	1845	167.7	60.7	17	10	4243	385.7	343	31.2
2009	11	400	1804	164.0	14	158	293	2141	194.6	53.9	16	12	3945	358.6	267	24.3
2008	11	418	2522	229.3	24	139	283	1746	158.7	49.1	11	9	4268	388.0	274	24.9
2007	11	451	1797	163.4	13	207	356	2406	218.7	58.1	20	9	4203	382.1	278	25.3
2006	11	351	1333	121.2	13	200	327	2489	226.3	61.2	17	5	3822	347.5	242	22.0
2005	11	417	1343	122.1	9	173	299	2149	195.4	57.9	18	11	3492	317.5	220	20.0
2004	10	312	922	92.2	12	199	351	2566	256.6	56.7	17	14	3488	348.8	246	24.6
2003	10	383	1844	184.4	24	175	302	2031	203.1	57.9	12	10	3875	387.5	284	28.4
2002	10	375	1381	138.1	13	140	260	1587	158.7	53.8	12	10	2968	296.8	232	23.2
2001	9	291	1112	123.6	13	156	282	2026	225.1	55.3	14	9	3138	348.7	211	23.4
2000	9	374	1374	152.7	11	123	241	1377	153.0	51.0	10	13	2751	305.7	176	19.6
1999	10	432	1877	187.7	16	118	241	1474	147.4	49.0	13	13	3351	335.1	215	21.5
1998	10	335	1028	102.8	11	153	306	1636	163.6	50.0	8	6	2664	266.4	153	15.3
1997	10	404	1523	152.3	13	111	236	1305	130.5	47.0	9	14	2828	282.8	174	17.4
1996	10	440	1813	181.3	20	132	276	1498	149.8	47.8	9	12	3311	331.1	221	22.1
1993	10	451	1682	168.2	17	179	321	2034	203.4	55.8	11	15	3716	371.6	221	22.1
1990	10	403	909	90.9	7	90	222	1079	107.9	40.5	3	11	1988	198.8	92	9.2
1989	10	422	1741	174.1	18	112	248	1304	130.4	45.2	7	18	3045	304.5	185	18.5
1988	9	338	995	110.5	12	87	202	955	106.1	43.1	8	15	1950	216.7	158	17.6
1987	9	328	1064	118.2	10	120	232	1422	158.0	51.7	6	19	2486	276.2	151	16.8
1986	9	335	1087	120.8	10	98	198	1058	117.6	49.5	10	10	2145	238.3	203	22.6
1985	---															
1984	9	334	1016	112.9	12	84		1325	147.2							

DEFENSIVE STATISTICS

Year	G	Rush Att.	Rush Yds	Rush Avg	Rush TDs	Pass Comp	Pass Att.	Pass Yds	Pass Avg	Pct.	TDs	Int.	Total Off.	Total Avg	Total Pts.	Total Avg
2016	11	413	1112	101.1	11	169	309	1904	173.1	54.7	13	10	3016	274.2	222	20.2
2015	10	353	1046	104.6	10	142	257	1455	145.5	55.3	8	8	2501	250.1	157	15.7
2014	12	417	1366	113.8	9	173	329	1914	159.5	52.6	10	12	3280	273.3	184	15.3
2013	11	383	1432	130.2	9	192	328	2145	195.2	58.5	19	6	3579	325.4	242	22.0
2012	13	469	1715	131.9	13	188	333	2167	166.7	56.5	9	9	3882	298.6	202	15.5
2011	13	386	1313	101.0	15	229	421	3056	235.1	54.4	24	14	4369	336.1	303	23.3
2010	11	376	1393	126.6	17	214	363	2453	223.0	59.0	14	17	3846	349.6	282	25.6
2009	11	384	1583	143.9	17	199	334	2033	184.8	59.6	11	12	3616	328.7	256	23.3
2008	11	425	1754	159.5	17	187	308	2137	194.3	60.7	19	8	3891	353.7	289	26.3
2007	11	412	1705	155.0	19	161	272	1880	170.9	59.2	14	9	3585	325.9	272	24.7
2006	11	405	1833	166.6	23	191	297	1949	177.2	64.3	12	11	3782	343.8	278	25.3
2005	11	402	1640	149.1	11	201	341	2529	229.9	58.9	21	10	4169	379.0	270	24.5
2004	10	441	1911	191.1	21	134	254	1628	162.8	52.8	11	15	3539	353.9	275	27.5
2003	10	448	1651	165.1	19	140	246	1833	183.3	56.9	12	13	3484	348.4	237	23.7
2002	10	425	1180	118.0	6	142	268	1390	139.0	43.0	6	12	2570	257.0	118	11.8
2001	9	383	1236	137.3	11	159	287	1957	217.4	55.4	17	6	3193	354.8	238	26.4
2000	9	340	1199	133.2	18	141	239	1603	178.1	59.0	10	16	2802	311.3	226	25.1
1999	10	445	1626	162.6	15	113	245	1483	148.3	46.1	12	13	3109	310.9	232	23.2
1998	10	442	1992	199.2	19	117	247	1264	126.4	47.4	9	12	3256	325.6	226	22.6
1997	10	444	1376	137.6	12	104	236	1007	100.7	44.1	7	13	2383	238.3	144	14.4
1996	10	399	914	91.4	12	116	254	1487	148.7	45.7	8	12	2401	240.1	172	17.2
1993	10	456	1570	157.0		125	259	1518	151.8	e		15	3088	308.8	192	19.2
1990	10	375	1407	140.7	23	136	294	1991	199.1	46.3	14	16	3398	339.8	280	28.0
1989	10	380	1585	158.5	15	150	298	1971	197.1	50.3	17	14	3556	355.6	266	26.6
1988	9	350	1110	123.3	3	98	243	1316	146.2	40.3	6	18	2426	269.6	91	10.1
1987	9	368	1221	135.7	8	104	236	1377	153.0	44.1	8	12	2598	288.7	121	13.4
1986	9	350	988	109.8	6	114	236	1388	154.2	48.3	9	26	2376	264.0	119	13.2


1,000 YARD RUSHERS




MIGUEL MAYSONET					2012
Date	Opponent	Att.	Yds	TDs	
S1	Central Conn.	16	171	2	
S8	Pace	7	53	2	
S15	at Syracuse	21	158	1	
S22	Colgate	27	198	1	
S29	at Army	32	220	2	
O6	Charleston Sou.	11	88	1	
O13	at Coastal Carolina	26	233	2	
O20	Gardner-Webb	19	169	1	
O27	at Presbyterian	19	212	2	
N3	VMI	20	149	3	
N10	at Liberty	25	70	2	
N24	Villanova	25	160	2	
D1	at Montana State	19	83	0	
Total		267	1964	21	



MARCUS COKER					2012
Date	Opponent	Att.	Yds	TDs	
S1	Central Conn.	19	75	1	
S8	Pace	11	81	2	
S15	at Syracuse	17	59	0	
S22	Colgate	15	68	2	
S29	at Army	20	53	0	
O6	Charleston Sou.	19	80	1	
O13	at Coastal Carolina	11	64	0	
O20	Gardner-Webb	14	62	1	
O27	at Presbyterian	16	144	2	
N3	VMI	19	139	0	
N10	at Liberty	8	30	0	
N24	Villanova	29	107	0	
D1	at Montana State	12	56	0	
Total		210	1018	9	



MIGUEL MAYSONET					2011
Date	Opponent	Att.	Yds	TDs	
S3	at UTEP	18	103	0	
S10	at Buffalo	22	92	0	
S17	Brown	23	153	1	
S24	Lafayette	22	194	4	
O8	Presbyterian	16	42	0	
O15	St. Anselm	15	80	0	
O22	at VMI	15	141	1	
O29	Coastal Carolina	26	191	3	
N5	at Charleston Sou.	17	182	4	
N12	at Gardner-Webb	15	149	1	
N19	Liberty	25	158	1	
N26	Albany	22	75	0	
D3	at Sam Houston	16	73	0	
Total		252	1633	15	



BROCK JACKOLSKI					2011
Date	Opponent	Att.	Yds	TDs	
S3	at UTEP	13	96	1	
S10	at Buffalo	14	75	0	
S17	Brown	17	74	0	
S24	Lafayette	17	98	0	
O8	Presbyterian	18	130	1	
O15	St. Anselm	10	96	2	
O22	at VMI	16	65	1	
O29	Coastal Carolina	22	193	1	
N5	at Charleston Sou.	20	174	2	
N12	at Gardner-Webb	14	107	4	
N19	Liberty	18	121	1	
N26	Albany	22	103	2	
D3	at Sam Houston	14	86	1	
Total		215	1418	16	



MIGUEL MAYSONET					2010
Date	Opponent	Att.	Yds	TDs	
S4	at South Florida	11	72	0	
S11	American Intern.	20	158	1	
S17	at Brown	15	72	1	
S25	Massachusetts	8	79	1	
O9	VMI	21	99	0	
O16	at Lafayette	13	46	0	
O23	at Coastal Carolina	20	193	3	
O30	Charleston Sou.	19	158	3	
N6	at Presbyterian	20	130	0	
N13	Gardner-Webb	17	88	1	
N19	at Liberty	12	33	2	
Total		176	1128	12	



BROCK JACKOLSKI					2010
Date	Opponent	Att.	Yds	TDs	
S4	at South Florida	7	23	0	
S11	American Intern.	15	167	2	
S18	at Brown	21	135	2	
S25	Massachusetts	6	29	0	
O9	VMI	17	91	1	
O16	at Lafayette	15	104	0	
O23	at Coastal Carolina	14	39	2	
O30	Charleston Sou.	16	183	1	
N6	at Presbyterian	14	101	0	
N13	Gardner-Webb	15	131	1	
N19	at Liberty	9	26	0	
Total		149	1029	9	



EDDIE GOWINS					2008
Date	Opponent	Att.	Yds	TDs	
A30	Colgate	12	149	2	
S6	Elon	11	122	1	
S13	at Maine	15	31	0	
S20	at Brown	9	35	0	
S26	Hofstra	9	63	0	
O11	at Liberty	7	56	0	
O18	Charleston Sou.	10	97	0	
O25	at Coastal Carolina	13	47	0	
N1	at Gardner-Webb	15	185	2	
N8	at Iona	19	278	3	
N15	VMI	20	250	3	
Total		140	1310	11	



1,000 YARD RUSHERS



CONTE CUTTINO				2008
Date	Opponent	Att.	Yds	TDs
A30	Colgate	14	107	1
S6	Elon	17	49	0
S13	@ Maine	16	75	0
S20	@ Brown	13	28	0
S26	Hofstra	15	75	0
O11	@ Liberty	11	38	0
O18	Charleston Sou.	19	107	0
O25	@ Coastal Carolina	23	136	1
N1	@ Gardner-Webb	26	145	2
N8	@ Iona	17	205	3
N15	VMI	28	233	0
Total		199	1195	7



STACEY BEDELL				2014
Date	Opponent	Att.	Yds	TDs
A28	Bryant	27	116	0
S6	@ UConn	15	53	0
S13	American International	12	130	2
S27	William & Mary	18	102	1
O4	@ Towson	12	51	1
O11	Maine	23	127	1
O18	@ Elon	25	118	1
O25	@ New Hampshire	17	53	1
N8	James Madison	14	49	0
N15	Rhode Island	21	195	2
N22	@ Albany	17	76	0
Total		201	1070	9



CLINTON GRAHAM				2003
Date	Opponent	Att.	Yds	TDs
S13	Siena	3	17	0
S20	Wagner	14	36	2
S27	Monmouth	23	119	0
O4	@ Robert Morris	21	107	1
O11	@ Georgetown	14	64	3
O18	St. Francis (Pa.)	12	198	3
O25	@ Albany	12	41	0
N1	@ Sacred Heart	20	129	1
N8	Central Conn.	17	104	0
N15	@ Iona	31	240	3
Total		167	1055	12

100-YARD RUSHING GAMES



Yds	Att.	Player	Opponent	Date	Yds	Att.	Player	Opponent	Date
335	31	Oliver Bridges	at Pace	11/16/91	137	22	Oliver Bridges	Bentley	/89
285	30	Chris Delmadge	vs. Gettysburg	10/9/93	136	32	James Kenner	vs. Richmond	11/9/13
278	19	Eddie Gowins	at Iona	11/8/08	136	23	Conte Cuttino	at Coastal Carolina	10/25/08
250	20	Eddie Gowins	vs. VMI	11/15/08	135	21	Brock Jackolski	at Brown	9/18/10
240	31	Clinton Graham	at Iona	11/15/03	134	19	Bobby Kane	at Central Connecticut	10/12/96
233	26	Miguel Maysonet	at Coastal Carolina	10/13/12	133	22	Stacey Bedell	vs. Central Connecticut	9/12/15
233	28	Conte Cuttino	vs. VMI	11/15/08	131	15	Brock Jackolski	vs. Gardner-Webb	11/13/10
225	25	Oliver Bridges	vs. Stonehill	10/21/89	130	12	Stacey Bedell	vs. AIC	9/13/14
220	32	Miguel Maysonet	at Army	9/29/12	130	20	Miguel Maysonet	at Presbyterian	11/6/10
212	19	Miguel Maysonet	at Presbyterian	10/27/12	130	18	Brock Jackolski	vs. Presbyterian	10/8/11
207	15	Ralph Menendez	at Sacred Heart	10/23/99	129	20	Conte Cuttino	vs. Sacred Heart	10/21/06
205	17	Conte Cuttino	at Iona	11/8/08	129	20	Clinton Graham	at Sacred Heart	11/1/03
204	38	Donald Liotine	vs. Howard	11/7/15	128	26	Rod Williams	vs. Bucknell	9/10/05
203	31	Donald Liotine	vs. Albany	11/21/15	128	13	James Crawford	vs. Sacred Heart	10/4/97
198	27	Miguel Maysonet	vs. Colgate	9/22/09	127	23	Stacey Bedell	vs. Maine	10/11/14
198	12	Clinton Graham	vs. St. Francis (Pa.)	10/18/03	127	25	Brandon Mason	vs. Georgetown	9/1/07
195	21	Stacey Bedell	vs. Rhode Island	11/15/14	126	11	Conte Cuttino	vs. Bryant	10/27/07
194	22	Miguel Maysonet	vs. Lafayette	9/24/11	126	22	Rod Williams	vs. Robert Morris	11/9/02
194	30	Oliver Bridges	St. John's	/89	125	20	Stacey Bedell	at Towson	10/8/16
193	21	Stacey Bedell	vs. New Hampshire	9/19/15	124	26	James Kenner	at Maine	11/2/13
193	20	Miguel Maysonet	at Coastal Carolina	10/23/10	124	24	Alex Londino	at Gettysburg	10/8/94
193	22	Brock Jackolski	Coastal Carolina	10/29/11	122	10	Davon Lawrence	vs. Pace	9/8/12
191	26	Miguel Maysonet	Coastal Carolina	10/29/11	122	11	Eddie Gowins	vs. Elon	9/6/08
191	27	Ralph Menendez	vs. Central Connecticut	10/30/99	121	18	Brock Jackolski	vs. Liberty	11/19/11
185	15	Eddie Gowins	vs. Gardner-Webb	11/1/08	121	11	Chris Delmadge	vs. Western Connecticut	10/30/93
185	23	Bobby Kane	at St. John's	11/28/96	120	14	Stacey Bedell	at Delaware	10/22/16
183	16	Brock Jackolski	vs. Charleston Southern	10/30/10	119	23	Clinton Graham	vs. Monmouth	9/27/03
183	24	Ralph Menendez	vs. Sacred Heart	10/14/00	119	18	Ken Lockhart	vs. St. John's	9/14/02
182	17	Miguel Maysonet	at Charleston Southern	11/5/11	119	8	Ralph Thomas	vs. Sacred Heart	10/5/96
182		Ralph Menendez	at Assumption	10/3/98	118	25	Stacey Bedell	at Elon	10/18/14
181	18	Chris Delmadge	at Western Connecticut St.	10/31/92	117		Garreth Smith	vs. UMass-Lowell	11/11/94
177	18	Eddie Gowins	at Charleston Southern	11/14/09	116	27	Stacey Bedell	vs. Bryant	8/28/14
174	20	Brock Jackolski	at Charleston Southern	11/5/11	115	34	Marcus Coker	at Buffalo	9/14/13
174		Chris Delmadge	at St. John's	11/25/93	114	29	Donald Liotine	at Rhode Island	11/14/15
171	16	Miguel Maysonet	vs. Central Connecticut	9/1/12	114	16	Jeff Morgan	vs. Gettysburg	10/9/93
171	32	Conte Cuttino	vs. Maine	10/20/07	113	26	James Kenner	vs. New Hampshire	10/26/13
170	27	Conte Cuttino	at Monmouth	9/30/06	110	18	Tarrant Anderson	at Iona	11/8/08
169	19	Miguel Maysonet	vs. Gardner-Webb	10/20/12	110	13	Clinton Graham	vs. Southern Connecticut	9/9/00
169	10	JeVahn Cruz	vs. St. Anselm	10/15/11	109	21	Ken Lockhart	vs. Central Connecticut	11/10/01
169	22	Ken Lockhart	at Robert Morris	11/03/01	108	21	Jordan Gowins	vs. Rhode Island	10/15/16
167	15	Brock Jackolski	vs. American International	9/11/10	108	17	Eddie Gowins	at Colgate	9/12/09
166		Chris Delmadge	vs. Coast Guard	9/25/93	107	29	Marcus Coker	vs. Villanova	11/24/12
165	18	Eddie Gowins	vs. Liberty	11/21/09	107	14	Brock Jackolski	at Gardner-Webb	11/12/11
164		Keith Moore	vs. Pace	9/10/94	107	19	Conte Cuttino	vs. Charleston Southern	10/18/08
163	21	Conte Cuttino	at Charleston Southern	11/14/09	107	21	Assad Hafiz	vs. St. Francis (Pa.)	10/15/05
160	25	Miguel Maysonet	vs. Villanova	11/24/12	107	21	Clinton Graham	at Robert Morris	10/4/03
158	21	Miguel Maysonet	at Syracuse	9/15/12	107		Ralph Menendez	vs. Pace	9/26/98
158	25	Miguel Maysonet	vs. Liberty	11/19/11	107	20	Ralph Thomas	at Southern Connecticut	11/16/96
158	19	Miguel Maysonet	vs. Charleston Southern	10/30/10	105	17	James Crawford	vs. Monmouth	9/25/99
158	20	Miguel Maysonet	vs. American International	9/11/10	105	?	Jeff Morgan	vs. UMass-Lowell	11/14/92
157	21	Alex Londino	vs. St. John's	9/27/97	104	15	Brock Jackolski	at Lafayette	10/16/10
156	25	Chris Delmadge	vs. UMass-Lowell	11/14/92	104	14	Conte Cuttino	vs. Colgate	8/30/08
153	23	Miguel Maysonet	vs. Brown	9/17/11	104	35	Brandon Mason	at Elon	11/17/07
151	35	James Kenner	vs. Albany	11/23/13	104	17	Clinton Graham	vs. Central Connecticut	11/8/03
150	34	Oliver Bridges	at Kings Point	10/28/89	104	14	James Crawford	vs. St. John's	11/26/99
149	20	Miguel Maysonet	vs. VMI	11/3/12	103	17	Isaiah White	vs. Central Connecticut	9/12/15
149	15	Miguel Maysonet	at Gardner-Webb	11/12/11	103	22	Brock Jackolski	vs. Albany	11/19/11
148	9	Clinton Graham	vs. Iona	11/13/04	103	18	Miguel Maysonet	at UTEP	9/3/11
147	12	Eddie Gowins	vs. Colgate	8/30/08	103	16	Clinton Graham	at Jacksonville	10/28/00
145	18	Marcus Coker	vs. James Madison	11/8/14	103	12	Alex Londino	vs. Bentley	10/11/97
145	26	Conte Cuttino	vs. Gardner-Webb	11/1/08	103	17	Bobby Kane	vs. Sacred Heart	10/5/96
145	20	Bobby Kane	vs. Albany	10/19/96	102	18	Stacey Bedell	vs. William & Mary	9/27/14
144	16	Marcus Coker	at Presbyterian	10/27/12	102	10	James Kenner	vs. AIC	9/13/14
144	9	Jamie Williams	vs. Pace	9/8/12	102	13	Ralph Menendez	at C.W. Post	10/23/99
144		Ralph Menendez	vs. American International	11/7/98	101	14	Brock Jackolski	at Presbyterian	11/6/10
143	24	Ralph Menendez	vs. Robert Morris	11/18/00	101	13	Eddie Gowins	vs. Massachusetts	9/25/10
141	15	Miguel Maysonet	at VMI	10/22/11	101	9	David Rodriguez	at Central Connecticut	11/11/00
140		Ralph Menendez	vs. Wagner	10/31/98	101	22	Lenny Catalano	vs. Plymouth State	11/7/92
139	19	Marcus Coker	vs. VMI	11/3/12	101	15	Chris Delmadge	at Gettysburg	10/10/92
139	19	Conte Cuttino	vs. Georgetown	9/1/07	101	12	Billy Justesen	vs. Bentley	9/19/92
138	26	Stacey Bedell	vs. Rhode Island	10/15/16	100	17	Stacey Bedell	vs. Richmond	9/17/16
138	13	Eddie Gowins	vs. Presbyterian	10/3/09	100	15	Ken Lockhart	at Albany	9/29/01
138	24	Brandon Mason	at Central Connecticut	11/10/07					



100-YARD RUSHING GAMES

2016 (5)		
Name	Opponent	No.-Yds
Stacey Bedell	vs. Richmond	27-100
Stacey Bedell	at Towson	20-125
Stacey Bedell	vs. Rhode Island	26-138
Jordan Gowins	vs. Rhode Island	21-108
Stacey Bedell	at Dealware	14-120

2015 (6)		
Name	Opponent	No.-Yds
Stacey Bedell	vs. Central Connecticut	22-133
Isaiah White	vs. Central Connecticut	17-103
Stacey Bedell	vs. New Hampshire	21-193
Donald Liotine	vs. Howard	38-204
Donald Liotine	at Rhode Island	29-114
Donald Liotine	vs. Albany	31-203

2014 (8)		
Name	Opponent	No.-Yds
Stacey Bedell	vs. Bryant	27-116
Stacey Bedell	vs. AIC	12-130
James Kenner	vs. AIC	10-102
Stacey Bedell	vs. William & Mary	18-102
Stacey Bedell	vs. Maine	23-127
Stacey Bedell	at Elon	25-118
Marcus Coker	vs. James Madison	18-145
Stacey Bedell	vs. Rhode Island	21-195

2013 (5)		
Name	Opponent	No.-Yds
James Kenner	vs. Albany	35-151
James Kenner	at Richmond	32-136
James Kenner	at Maine	26-124
Marcus Coker	at Buffalo	35-114
James Kenner	vs. New Hampshire	26-113

2012 (13)		
Name	Opponent	No.-Yds
Miguel Maysonet	at Coastal Carolina	26-233
Miguel Maysonet	at Army	32-220
Miguel Maysonet	at Presbyterian	19-212
Miguel Maysonet	vs. Colgate	27-198
Miguel Maysonet	vs. Central Conn.	16-171
Miguel Maysonet	vs. Gardner-Webb	19-169
Miguel Maysonet	vs. Villanova	25-160
Miguel Maysonet	at Syracuse	21-158
Miguel Maysonet	vs. VMI	20-149
Marcus Coker	at Presbyterian	16-144
Jamie Williams	vs. Pace	9-144
Marcus Coker	vs. VMI	19-139
Davon Lawrence	vs. Pace	10-122
Marcus Coker	vs. Villanova	29-107

2011 (15)		
Name	Opponent	No.-Yds
Miguel Maysonet	vs. Lafayette	22-194
Brock Jackolski	vs. Coastal Carolina	22-193
Miguel Maysonet	vs. Coastal Carolina	26-191
Miguel Maysonet	at Charleston Sou.	17-182
Brock Jackolski	at Charleston Sou.	20-174
JeVahn Cruz	vs. St. Anselm	10-169
Miguel Maysonet	vs. Liberty	25-158
Miguel Maysonet	vs. Brown	23-153
Miguel Maysonet	at Gardner-Webb	15-149
Miguel Maysonet	at VMI	15-141
Brock Jackolski	vs. Presbyterian	18-130
Brock Jackolski	vs. Liberty	18-121
Brock Jackolski	at Gardner-Webb	14-107
Brock Jackolski	vs. Albany	22-103
Miguel Maysonet	at UTEP	18-103

2010 (11)		
Name	Opponent	No.-Yds
Miguel Maysonet	at Coastal Carolina	20-193
Brock Jackolski	vs. Charleston Sou.	16-183
Brock Jackolski	vs. American Inter.	15-167
Miguel Maysonet	vs. Charleston Sou.	19-158
Miguel Maysonet	vs. American Inter.	20-158
Brock Jackolski	at Brown	21-135
Brock Jackolski	vs. Gardner-Webb	15-131
Miguel Maysonet	at Presbyterian	20-130
Brock Jackolski	at Lafayette	15-104
Brock Jackolski	at Presbyterian	14-101
Eddie Gowins	vs. Massachusetts	13-101

2009 (5)		
Name	Opponent	No.-Yds
Eddie Gowins	at Charleston Sou.	18-177
Eddie Gowins	vs. Liberty	18-165
Conte Cuttino	at Charleston Sou.	21-163
Eddie Gowins	vs. Presbyterian	13-138
Eddie Gowins	at Colgate	17-108

2008 (12)		
Name	Opponent	No.-Yds
Eddie Gowins	at Iona	19-278
Eddie Gowins	vs. VMI	20-250
Conte Cuttino	vs. VMI	28-233
Conte Cuttino	at Iona	17-205
Eddie Gowins	vs. Gardner-Webb	15-185
Eddie Gowins	vs. Colgate	12-147
Conte Cuttino	vs. Gardner-Webb	26-145
Conte Cuttino	at Coastal Carolina	23-136
Eddie Gowins	vs. Elon	11-122
Tarrant Anderson	at Iona	18-110
Conte Cuttino	vs. Charleston Sou.	19-107
Conte Cuttino	vs. Colgate	14-104

2007 (6)		
Name	Opponent	No.-Yds
Conte Cuttino	vs. Maine	32-171
Conte Cuttino	vs. Georgetown	19-139
Brandon Mason	at Central Conn.	24-138
Brandon Mason	vs. Georgetown	25-127
Conte Cuttino	vs. Bryant	11-126
Brandon Mason	at Elon	35-104

2006 (2)		
Name	Opponent	No.-Yds
Conte Cuttino	at Monmouth	27-170
Conte Cuttino	vs. Sacred Heart	20-129

2005 (2)		
Name	Opponent	No.-Yds
Rod Williams	vs. Bucknell	26-128
Assad Hafiz	vs. St. Francis (Pa.)	21-107

2004 (1)		
Name	Opponent	No.-Yds
Clinton Graham	vs. Iona	9-148

2003 (6)		
Name	Opponent	No.-Yds
Clinton Graham	at Iona	31-240
Clinton Graham	vs. St. Francis (Pa.)	12-198
Clinton Graham	at Sacred Heart	20-129
Clinton Graham	vs. Monmouth	23-119
Clinton Graham	at Robert Morris	21-107
Clinton Graham	vs. Central Conn.	17-104

2002 (2)		
Name	Opponent	No.-Yds
Rod Williams	vs. Robert Morris	22-126
Ken Lockhart	vs. St. John's	18-119

2001 (3)		
Name	Opponent	No.-Yds
Ken Lockhart	at Robert Morris	22-169
Ken Lockhart	vs. Central Conn.	21-109
Ken Lockhart	at Albany	15-100

2000 (5)		
Name	Opponent	No.-Yds
Ralph Menendez	vs. Sacred Heart	24-183
Ralph Menendez	vs. Robert Morris	24-143
Clinton Graham	vs. Southern Conn.	13-110
Clinton Graham	at Jacksonville	16-103
David Rodriguez	at Central Conn.	9-101

1999 (5)		
Name	Opponent	No.-Yds
Ralph Menendez	at Sacred Heart	15-207
Ralph Menendez	vs. Central Conn.	27-191
James Crawford	vs. Monmouth	17-105
James Crawford	vs. St. John's	14-104
Ralph Menendez	at C.W. Post	13-102

100-YARD RUSHING DUOS

vs. Rhode Island, Oct. 15, 2016
Stacey Bedell, 138 yards, 26 car.
Jordan Gowins, 108 yards, 21 car.

vs. CCSU, Sept. 12, 2015
Stacey Bedell, 133 yards, 22 car.
Isaiah White, 103 yards, 17 car.

vs. AIC, Sept. 13, 2014
Stacey Bedell, 130 yards, 12 car.
James Kenner, 102 yards, 10 car.

vs. Villanova, Nov. 24, 2012
Miguel Maysonet, 160 yards, 25 car.
Marcus Coker, 107 yards, 29 car.

vs. VMI, Nov. 3, 2012
Miguel Maysonet, 149 yards, 20 car.
Marcus Coker, 139 yards, 19 car.

at Presbyterian, Oct. 27, 2012
Miguel Maysonet, 212 yards, 19 car.
Marcus Coker, 144, 16 car.

vs. Pace, Sept. 8, 2012
Jamie Williams, 144 yards, 9 car.
Davon Lawrence, 122 yards, 10 car.

vs. Liberty, Nov. 19, 2011
Miguel Maysonet, 158 yards, 25 car.
Brock Jackolski, 121 yards, 18 car.

at Gardner-Webb, Nov. 12, 2011
Miguel Maysonet, 149 yards, 15 car.
Brock Jackolski, 107 yards, 14 car.

at Charleston Southern, Nov. 5, 2011
Miguel Maysonet, 182 yards, 17 car.
Brock Jackolski, 174 yards, 20 car.

vs. Coastal Carolina, Oct. 29, 2011
Brock Jackolski, 193 yards, 22 car.
Miguel Maysonet, 191 yards, 26 car.

at Presbyterian, Nov. 6, 2010
Miguel Maysonet, 130 yards, 20 car.
Brock Jackolski, 101 yards, 14 car.

vs. Charleston Southern, Oct. 30, 2010
Brock Jackolski, 183 yards, 16 car.
Miguel Maysonet, 158 yards, 19 car.

vs. American International, Sept. 11, 2010
Brock Jackolski, 167 yards, 15 car.
Miguel Maysonet, 158 yards, 20 car.

at Charleston Southern, Nov. 14, 2009
Eddie Gowins, 177 yards, 18 car.
Conte Cuttino, 163 yards, 21 car.

vs. VMI, Nov. 15, 2008
Eddie Gowins, 250 yards, 20 car.
Conte Cuttino, 233 yards, 28 car.

at Iona, Nov. 8, 2008
Eddie Gowins, 278 yards, 19 car.
Conte Cuttino, 205 yards, 17 car.
Tarrant Anderson, 110 yards, 18 car.

vs. Gardner-Webb, Nov. 1, 2008
Eddie Gowins, 185 yards, 15 car.
Conte Cuttino, 145 yards, 26 car.

vs. Colgate, Aug. 30, 2008
Eddie Gowins, 147 yards, 12 car.
Conte Cuttino, 104 yards, 14 car.

vs. Georgetown, Sept. 1, 2007
Conte Cuttino, 139 yards, 19 car.
Brandon Mason, 127 yards, 25 car.

MULTI 100-YARD RUSHING GAMES



MIGUEL MAYSONET			21
Yds	Att.	Opponent	Year
233	26	at Coastal Carolina	2012
220	32	at Army	2012
212	19	at Presbyterian	2012
198	27	Colgate	2012
194	22	Lafayette	2011
193	20	at Coastal Carolina	2010
191	26	Coastal Carolina	2011
182	17	at Charleston Southern	2011
171	16	Central Connecticut	2012
169	19	Gardner-Webb	2012
160	25	Villanova	2012
158	21	at Syracuse	2012
158	25	Liberty	2011
158	19	Charleston Southern	2010
158	20	American International	2010
153	23	Brown	2011
149	20	VMI	2012
149	15	at Gardner-Webb	2011
141	15	at VMI	2011
130	20	at Presbyterian	2010
103	18	at UTEP	2011

STACEY BEDELL			12
Yds	Att.	Opponent	Year
100	17	Richmond	2016
125	20	Towson	2016
138	26	Rhode Island	2016
120	14	Delaware	2016
133	17	Central Connecticut	2015
193	21	New Hampshire	2015
195	21	Rhode Island	2014
130	12	AIC	2014
127	23	Maine	2014
118	25	at Elon	2014
116	27	Bryant	2014
102	18	William & Mary	2014

BROCK JACKOLSKI			12
Yds	Att.	Opponent	Year
193	22	Coastal Carolina	2011
183	16	Charleston Southern	2010
174	20	at Charleston Southern	2011
167	15	American International	2010
135	21	at Brown	2010
131	15	Gardner-Webb	2010
130	18	Presbyterian	2011
121	18	Liberty	2011
107	14	at Gardner-Webb	2011
104	15	at Lafayette	2010
103	22	Albany	2011
101	14	at Presbyterian	2010

CONTE CUTTINO			12
Yds	Att.	Opponent	Year
233	28	VMI	2008
205	17	at Iona	2008
171	32	Maine	2007
170	27	at Monmouth	2006
163	21	at Charleston Southern	2009
145	26	Gardner-Webb	2008
139	19	Georgetown	2007
136	23	at Coastal Carolina	2008
129	20	Sacred Heart	2006
126	11	Bryant	2007
107	19	Charleston Southern	2008
104	14	Colgate	2008

EDDIE GOWINS			10
Yds	Att.	Opponent	Year
278	19	at Iona	2008
250	20	VMI	2008
185	15	Gardner-Webb	2008
177	18	at Charleston Southern	2009
165	18	Liberty	2009
147	12	Colgate	2008
138	13	Presbyterian	2009
122	11	Elon	2008
108	17	at Colgate	2009
101	13	Massachusetts	2010

CLINTON GRAHAM			9
Yds	Att.	Opponent	Year
240	31	at Iona	2003
198	12	St. Francis (Pa.)	2003
148	9	Iona	2004
129	20	at Sacred Heart	2003
119	23	Monmouth	2003
110	13	Southern Connecticut	2000
107	21	at Robert Morris	2003
104	17	Central Connecticut	2003
103	16	at Jacksonville	2000

RALPH MENENDEZ			5
Yds	Att.	Opponent	Year
207	15	at Sacred Heart	1999
191	27	Central Connecticut	1999
183	24	Sacred Heart	2000
143	24	Robert Morris	2000
102	13	at C.W. Post	1999

MARCUS COKER			5
Yds	Att.	Opponent	Year
145	18	James Madison	2014
144	16	at Presbyterian	2012
139	19	VMI	2012
115	34	at Buffalo	2013
107	29	Villanova	2012

JAMES KENNER			5
Yds	Att.	Opponent	Year
151	35	Albany	2013
136	32	Richmond	2013
124	26	at Maine	2013
113	26	New Hampshire	2013
102	10	AIC	2014

KEN LOCKHART			4
Yds	Att.	Opponent	Year
169	22	at Robert Morris	2001
119	18	St. John's	2002
109	21	Central Connecticut	2001
100	15	at Albany	2001

DONALD LIOTINE			3
Yds	Att.	Opponent	Year
204	38	Howard	2015
114	29	Rhode Island	2015
203	31	Albany	2015

BRANDON MASON			3
Yds	Att.	Opponent	Year
138	24	at Central Connecticut	2007
127	25	Georgetown	2007
104	35	at Elon	2007

JAMES CRAWFORD			2
Yds	Att.	Opponent	Year
127	25	Georgetown	2007
104	35	at Elon	2007

ROD WILLIAMS			2
Yds	Att.	Opponent	Year
128	26	Bucknell	2005
126	22	Robert Morris	2002

JORDAN GOWINS			1
Yds	Att.	Opponent	Year
108	21	Rhode Island	2016

ISAIAH WHITE			1
Yds	Att.	Opponent	Year
103	17	Central Connecticut	2015

DAVON LAWRENCE			1
Yds	Att.	Opponent	Year
122	10	Pace	2012

JAMIE WILLIAMS			1
Yds	Att.	Opponent	Year
144	9	Pace	2012

JeVAHN CRUZ 1			Year
Yds	Att.	Opponent	Year
169	10	St. Anselm	2011

TARRANT ANDERSON			1
Yds	Att.	Opponent	Year
110	18	at Iona	2008

ASSAD HAFIZ 1			Year
Yds	Att.	Opponent	Year
107	21	St. Francis (Pa.)	2005

DAVID RODRIGUEZ			1
Yds	Att.	Opponent	Year
101	9	at Central Connecticut	2000



100-YARD RECEIVING GAMES

Yds	Rec.	Player	Opponent	Date	Yds	Rec.	Player	Opponent	Date
216	7	Londre Blocker	Wagner	10/6/01	104	6	Dwayne Eley	VMI	11/15/08
214	8	Kevin Norrell	Charleston Southern	10/6/12	104	8	Dwayne Eley	at St. Francis (Pa.)	10/14/06
210	8	Lynell Suggs	at Robert Morris	10/29/05	103	5	Will Tye	at North Dakota	9/20/14
200	13	Lynell Suggs	at Albany	10/6/07	103	3	Londre Blocker	Robert Morris	10/2/04
185	9	Josh Anderson	at Sacred Heart	10/22/05	102	7	Ray Bolden	New Hampshire	9/19/15
184	12	Malcolm Eugene	at Villanova	9/21/13	102	6	Ray Bolden	James Madison	10/3/15
183	9	Adrian Coxson	at James Madison	11/16/13	102	11	Donavin Washington	at New Hampshire	10/25/14
183	10	Londre Blocker	Central Connecticut	11/8/03	102	6	Lynell Suggs	at Bucknell	9/8/07
173	8	Londre Blocker	Albany	10/23/04	102	3	Kevin Csoka	St. John's	1/26/99
170	11	Lucas Niskanen		/98	101	8	Adrian Coxson	at New Hampshire	10/25/14
168	8	Dwayne Eley	at Central Connecticut	11/11/06	101	7	Adrian Coxson	at Buffalo	9/14/13
159	9	Lynell Suggs	at Central Connecticut	11/11/06	101	3	John Brady	Southern Connecticut	9/13/97
157	9	Matt Brevi	at Brown	9/18/10					
156	4	Donald Porter	Presbyterian	10/3/09					
155	11	Leroy Saunders	at Kings Point	10-23-93					
150	7	Malcolm Eugene	vs. Albany	11/23/13					
145	8	John Brady	Sacred Heart	10/4/97					
138	6	Kevin Norrell	at Presbyterian	10/27/12					
137	8	Chris McGovern	St. Francis (Pa.)	11/17/01					
134	8	Londre Blocker	Iona	11/13/04					
133	9	Londre Blocker	Sacred Heart	10/19/02					
133	9	Londre Blocker	at St. John's	9/21/01					
132	10	Lynell Suggs	at Hofstra	9/29/07					
132	9	Chris McGovern	Albany	9/28/02					
132	5	Courtenay Mitchell	at Wagner	9/21/02					
132	8	Lucas Niskanen	at Albany	10/2/99					
132	7	Glenn Saenz	Sacred Heart	10/5/96					
129	8	Kevin Norrell	at VMI	10/22/11					
129	10	Glenn Saenz	at Southern Connecticut	11/16/96					
127	7	Kevin Norrell	at Coastal Carolina	10/13/12					
126	5	Matt Brevi	Presbyterian	10/8/11					
125	5	Chris McGovern	Wagner	10/6/01					
124	7	Adrian Coxson	William & Mary	9/27/14					
124	5	Dwayne Eley	Gardner-Webb	11/1/08					
124	7	Josh Anderson	at Monmouth	9/25/04					
123	6	Londre Blocker	at Central Connecticut	11/6/04					
123	3	Lucas Niskanen	Albany	9/30/00					
122	10	Malcolm Eugene	at Buffalo	9/14/13					
120	6	Dwayne Eley	at Coastal Carolina	10/25/08					
118	5	Kevin Norrell	at Liberty	11/10/12					
117	6	Adrian Coxson	at Albany	11/22/14					
117	4	Josh Anderson	at Robert Morris	10/29/05					
115	9	Jordan Gush	VMI	10/9/10					
115	8	Josh Anderson	Central Connecticut	11/12/05					
115	6	Londre Blocker	at Georgetown	10/11/03					
114	4	Kevin Norrell	at Sam Houston State	12/3/11					
114	8	Dwayne Eley	Monmouth	9/22/07					
114	7	Londre Blocker	at Robert Morris	10/4/03					
113	8	Kevin Norrell	VMI	11/3/12					
112	11	Ray Bolden	Albany	11/21/15					
112	10	Stephan Towns	at VMI	10/17/09					
111	7	Kevin Norrell	Gardner-Webb	10/20/12					
111	6	Dwayne Eley	Central Connecticut	11/10/07					
110	7	Michael Cosentino	Albany	10/7/06					
110	4	Lynell Suggs	Robert Morris	10/28/06					
110	8	Joe Tarasiewicz	Wagner	11/5/05					
110	7	John Brady	at Bentley	9/28/96					
109	2	Kevin Norrell	Pace	9/8/12					
106	6	Malcolm Eugene	at James Madison	11/16/13					
106	7	Dwayne Eley	at Wagner	11/4/06					
106	5	Dwayne Eley	at Monmouth	9/30/06					

MULTI 100-YARD RECEIVING GAMES



LONDRE BLOCKER			10
Yds	Rec.	Opponent	Year
216	7	Wagner	2001
183	10	Central Connecticut	2003
173	8	Albany	2004
134	8	Iona	2004
133	9	Sacred Heart	2002
133	9	at St. John's	2001
123	6	at Central Connecticut	2004
115	6	at Georgetown	2003
114	7	at Robert Morris	2003
103	3	Robert Morris	2004

KEVIN NORRELL			9
Yds	Rec.	Opponent	Year
214	8	Charleston Southern	2012
138	6	at Presbyterian	2012
129	8	at VMI	2011
127	7	at Coastal Carolina	2012
118	5	at Liberty	2012
114	4	at Sam Houston State	2011
113	8	VMI	2012
111	7	Gardner-Webb	2012
109	2	Pace	2012

DWAYNE ELEY			9
Yds	Rec.	Opponent	Year
168	8	at Central Connecticut	2006
124	5	Gardner-Webb	2008
120	6	at Coastal Carolina	2008
114	8	Monmouth	2007
111	6	Central Connecticut	2007
106	5	at Monmouth	2006
106	7	at Wagner	2006
104	6	VMI	2008
104	8	at St. Francis (Pa.)	2006

LYNELL SUGGS			6
Yds	Rec.	Opponent	Year
210	8	at Robert Morris	2005
200	13	at Albany	2007
159	9	at Central Connecticut	2006
132	10	at Hofstra	2007
110	4	Robert Morris	2008
102	6	at Bucknell	2007

ADRIAN COXSON			5
Yds	Rec.	Opponent	Year
183	9	at James Madison	2013
124	7	William & Mary	2014
117	6	at Albany	2014
101	7	at Buffalo	2013
101	8	at New Hampshire	2014

MALCOLM EUGENE			4
Yds	Rec.	Opponent	Year
184	12	at Villanova	2013
150	7	vs. Albany	2013
122	10	at Buffalo	2013
106	6	at James Madison	2013

JOSH ANDERSON			4
Yds	Rec.	Opponent	Year
185	9	at Sacred Heart	2005
124	7	at Monmouth	2004
117	4	at Robert Morris	2005
115	8	Central Connecticut	2005

RAY BOLDEN			3
Yds	Rec.	Opponent	Year
102	7	New Hampshire	2015
102	6	at James Madison	2015
112	11	Albany	2015

CHRIS McGOVERN			3
Yds	Rec.	Opponent	Year
137	8	St. Francis (Pa.)	2001
132	9	Albany	2002
125	5	Wagner	2001

MATT BREVI			2
Yds	Rec.	Opponent	Year
157	9	at Brown	2010
126	5	Presbyterian	2011

LUCAS NISKANEN			2
Yds	Rec.	Opponent	Year
132	8	at Albany	1999
123	3	Albany	2000

WILL TYE			1
Yds	Rec.	Opponent	Year
103	5	at North Dakota	2014

DONAVIN WASHINGTON			1
Yds	Rec.	Opponent	Year
102	11	at New Hampshire	2014

JORDAN GUSH			1
Yds	Rec.	Opponent	Year
115	9	VMI	2010

STEPHAN TOWNS			1
Yds	Rec.	Opponent	Year
112	10	at VMI	2009

DONALD PORTER			1
Yds	Rec.	Opponent	Year
156	4	Presbyterian	2009

MICHAEL COSENTINO			1
Yds	Rec.	Opponent	Year
150	7	Albany	2006

JOE TARASIEWICZ			1
Yds	Rec.	Opponent	Year
110	8	Wagner	2005

COURTENAY MITCHELL			1
Yds	Rec.	Opponent	Year
132	5	at Wagner	2002

KEVIN CSOKA			1
Yds	Rec.	Opponent	Year
102	3	St. John's	1999

100-YARD RECEIVING DUOS

at New Hampshire, Oct. 25, 2014
Donavin Washington, 102 yards, 11 rec.
Adrian Coxson, 101 yards, 8 rec.

at James Madison, Nov. 16, 2013
Adrian Coxson, 183 yards, 9 rec.
Malcolm Eugene, 106 yards, 6 rec.

at Buffalo, Sept. 14, 2013
Malcolm Eugene, 122 yards, 10 rec.
Adrian Coxson, 101 yards, 7 rec.

at Central Connecticut, Nov. 11, 2006
Dwayne Eley, 168 yards, 8 rec.
Lynell Suggs, 159 yards, 9 rec.

at Robert Morris, Oct. 29, 2005
Lynell Suggs, 210 yards, 8 rec.
Josh Anderson, 117 yards, 4 rec.

vs. Wagner, Oct. 6, 2001
Londre Blocker, 216 yards, 7 rec.
Chris McGovern, 125 yards, 5 rec.



250-YARD PASSING GAMES

Yds	C-A-TD	Player	Opponent	Date
474	25-35-5	Scott Bard	Wagner	10/6/01
411	23-34-5	Josh Dudash	at Robert Morris	10/29/05
395	23-32-3	Lyle Negrón	at James Madison	11/16/13
393	27-34-1	Josh Dudash	at Wagner	11/4/06
369	26-43-5	Josh Dudash	at Central Connecticut	11/11/06
329	30-39-4	T.J. Moriarty	Central Connecticut	11/8/03
322	22-37-2	T.J. Moriarty	at Central Connecticut	11/6/04
321	16-26-2	Michael Coulter	Presbyterian	10/3/09
316	28-44-2	Michael Coulter	at VMI	10/17/09
314	22-27-2	Josh Dudash	at St. Francis (Pa.)	10/14/06
302	30-47-0	<i>Timm Schroeder</i>	<i>at Kings Point</i>	<i>10-23-93</i>
301	20-42-2	T.J. Moriarty	Albany	10/23/04
300	25-48-2	Lyle Negrón	at Buffalo	9/14/13
294	22-30-3	Scott Bard	St. Francis (Pa.)	11/17/01
292	17-27-4	Kyle Essington	Presbyterian	10/8/11
279	23-33-1	Lyle Negrón	at Villanova	9/21/13
279	30-54-0	T.J. Moriarty	at Lehigh	9/4/04
277	16-24-2	Michael Coulter	at North Dakota	10/10/09
275	16-20-3	Kyle Essington	St. Anselm	10/15/11
263	13-19-5	Kyle Essington	Charleston Southern	10/6/12
263	19-33-2	Josh Dudash	at Sacred Heart	10/22/05
262	15-26-1	Lyle Negrón	vs. Albany	11/23/13
262	17-23-3	T.J. Moriarty	at Monmouth	9/25/04
262	14-31-1	Brian Stanley	Albany	9/30/00
260	17-29-2	Conor Bednarski	James Madison	11/8/14
260	16-22-2	Lyle Negrón	vs. Bryant	10/5/13
258	12-24-2	Kyle Essington	Albany	11/26/11
255	18-23-2	Kyle Essington	at VMI	10/22/11
255	20-32-2	Josh Dudash	at Albany	10/6/07
255	22-33-1	T.J. Moriarty	at Georgetown	10/11/03
253	19-34-5	T.J. Moriarty	Iona	11/13/04
250	14-20-3	Kyle Essington	Liberty	11/19/11

INDIVIDUAL SUMMARY



SCORING

Most Points Scored

Game: 30, Brock Jackolski at Gardner-Webb, 11-12-11
Season: 138, Miguel Maysonet, 2012
Career: 318, Miguel Maysonet, 2010-12

Most Touchdowns

Game: 5, Brock Jackolski at Gardner-Webb, 11-12-11
Season: 23, Miguel Maysonet, 2012
Career: 53, Miguel Maysonet, 2010-12

Most Total Points Accounted For

Game: 36, Scott Bard vs. Wagner, 10-6-01
Season: 150, Kyle Essington, 2011 (120 pass, 30 rush)
Career: 318, Josh Dudash, 2004-07 (306 pass, 12 rush)

RUSHING

Attempts

Game: 38, Donald Liotine vs. Howard, 11-7-15
Season: 267, Miguel Maysonet, 2012
Career: 695, Miguel Maysonet, 2010-12

Net Yards

Game: 278, Eddie Gowins at Iona, 11-08-08
Season: 1,964, Miguel Maysonet, 2012
Career: 4,725, Miguel Maysonet, 2010-12

Average Per Carry

Game: 16.9, JeVahn Cruz vs. St. Anselm, 10-15-11
Season: 9.4, Eddie Gowins, 2008
Career: 7.5, Conte Cuttino, 2008-10

Most Touchdowns

Game: 4, Brock Jackolski at Gardner-Webb, 11-12-11;
Miguel Maysonet vs. Lafayette, 9-24-11;
Miguel Maysonet at Charleston Southern, 11-5-11
Stacey Bedell vs. Richmond, 9-17-16
Season: 21, Miguel Maysonet, 2012
Career: 48, Miguel Maysonet, 2010-12.

Most 100-Yard Games

Season: 9, Miguel Maysonet, 2012
Career: 21, Miguel Maysonet, 2010-12

Most Consecutive 100-Yard Games

Season: 5, Miguel Maysonet, 2011
Brock Jackolski, 2011
Conte Cuttino, 2008

RECEIVING

Receptions

Game: 13, Lynell Suggs at Albany, 10-6-07
Season: 75, Lynell Suggs, 2007
Career: 157, Dwayne Eley, 2005-08

Receiving Yards

Game: 216, Londre Blocker vs. Albany, 10-6-01
Season: 1,388, Kevin Norrell, 2012
Career: 2297, Londre Blocker, 2001-04

Touchdown Receptions

Game: 4, Lynell Suggs at Robert Morris, 10-29-05
Season: 15, Kevin Norrell, 2012
Career: 21, Londre Blocker, 2001-04

Most 100-Yard Games

Season: 6, Kevin Norrell, 2012
Career: 10, Londre Blocker, 2001-04

TOTAL OFFENSE

Most Plays

Game: 69, T.J. Moriarty at Lehigh, 9-4-04
Season: 456, T.J. Moriarty, 2004
Career: 1133, Josh Dudash, 2004-07

Most Yards

Game: 502, Scott Bard vs. Wagner, 10-6-01
Season: 2,634, T.J. Moriarty, 2004
Career: 6,782, Josh Dudash, 2004-07

Average Yards Per Play

Season: 8.9, Kyle Essington, 2012
Career: 8.4, Kyle Essington, 2010-12

Most Touchdowns

Game: 6, Scott Bard vs. Wagner, 10-6-01 (5 pass, 1 rush)
Season: 25, Kyle Essington, 2011 (20 pass, 5 rush)
Career: 53, Josh Dudash, 2004-07 (51 pass, 2 rush)

PASSING

Attempts

Game: 54, T.J. Moriarty at Lehigh, 9-6-04
Season: 349, Josh Dudash, 2007
Career: 932, Josh Dudash, 2004-07

Completions

Game: 30, T.J. Moriarty vs. Central Connecticut, 11-8-03;
T.J. Moriarty at Lehigh, 9-4-04
Season: 202, Josh Dudash, 2007
Career: 554, Josh Dudash, 2004-07

Highest Completion Percentage

Game: 1.000 (6-6), Kyle Essington vs. Pace, 9-8-12
Season: .628 (179-285), Josh Dudash, 2006
Career: .594 (554-932), Josh Dudash, 2004-07

Yards

Game: 474, Scott Bard vs. Wagner, 10-6-01
Season: 2495, T.J. Moriarty, 2004
Career: 6710, Josh Dudash, 2004-07

Yards Per Completion

Season: 17.3, Kyle Essington, 2011
Career: 17.0, Kyle Essington, 2010-12

Yards Per Attempt

Season: 9.9, Kyle Essington, 2012
Career: 9.7, Kyle Essington, 2010-12

Most Touchdown Passes

Game: 5, Kyle Essington vs. Charleston Southern, 10-6-12;
Josh Dudash at Central Connecticut, 11-4-06;
Josh Dudash at Robert Morris, 10-29-05;
T.J. Moriarty vs. Iona, 11-13-04
Scott Bard vs. Wagner, 10-6-01
Season: 23, Kyle Essington, 2012
Career: 53, Josh Dudash, 2004-07

Passing Efficiency

Season: 171.0, Kyle Essington, 2012
Career: 132.8, Josh Dudash, 2004-07

Most Passes Intercepted

Game: 5, T.J. Moriarty vs. Lehigh, 9-4-04
Season: 13, T.J. Moriarty, 2004
Career: 25, T.J. Moriarty, 2001-04



INDIVIDUAL/TEAM SUMMARY

PUNTING

Most Punts

Game: 11, Luke Allen at UConn, 9-6-14
 Season: 69, Sean McGinty, 2005
 Career: 237, Sean McGinty, 2003-06

Highest Punting Average

Season: 43.3 (47 punts), Nick Ferrara, 2013
 Career: 43.3 (47 punts), Nick Ferrara, 2013

PUNT RETURNS

Most Returns

Season: 32, Chad King, 2002
 Career: 48, Chad King, 2001-04

Most Yards

Season: 317, Chad King, 2002
 Career: 481, Chad King, 2001-04

Highest Average

Season: 10.8, Chad King, 2004
 Career: 18.3, Brock Jackolski, 2010-11

KICK RETURNS

Most Returns

Season: 30, Brock Jackolski, 2010
 Career: 59, Brock Jackolski, 2010-11

Most Yards

Season: 854, Brock Jackolski, 2011
 Career: 1642, Brock Jackolski, 2010-11

Highest Average

Season: 29.4, Brock Jackolski, 2011
 Career: 27.8, Brock Jackolski, 2010-11

ALL PURPOSE

Most Yards

Game: 319, Brock Jackolski vs. Presbyterian, 10-8-11
 Season: 2,441, Brock Jackolski, 2011
 Career: 4,511, Conte Cuttino, 2006-09

INTERCEPTIONS

Most Interceptions

Game: 4, Davonte Anderson vs. Gardner-Webb, 11-13-10
 Season: 7, Chad King, 2002
 Career: 15, Chad King, 2000-04

Most Yards Returned

Game: 99, Ernie Williams vs. St. Francis (Pa.), 11-17-01
 Season: 109, Chad King, 2002
 Career: 197, Ernie Williams, 2001-04

Most Touchdowns

Season: 1, many, most recent Cory Giddings vs. Presbyterian, 10-3-09
 Career: 2, Cory Giddings, 2006-09;
 Ernie Williams, 2001-04

GAME

Most Net Yards Rushing - 635 at Iona, 11-8-08
 Most Net Yards Passing - 474 vs. Wagner, 10-6-01
 Most Offensive Plays - 91 at Richmond, 10-13-07
 Most Yards Total Offense - 693 vs. Pace, 9-8-12
 Most Passes Attempted - 56 at Lehigh, 9-4-04
 Most Passes Completed - 31 at Lehigh, 9-4-04
 Most Touchdown Passes - 5 vs. Wagner, 10-6-01; vs. Iona, 11-13-04;
 at Robert Morris, 10-29-05; at Central Connecticut, 11-11-06; vs. Charleston So., 10-6-12
 Most Pass Interceptions Thrown - 5 at Lehigh, 9-4-04; at Monmouth, 9-25-04
 Most First Downs - 31 vs. Georgetown, 9-1-07
 Most First Downs Rushing - 26 at Iona, 11-8-08?
 Most First Downs Passing - 18 at Wagner, 11-4-06?
 Most Points Scored - 77 vs. Pace, 9-8-12
 Most Conference Points Scored - 76 at Gardner-Webb, 11-12-10
 Most Points Allowed - 62 at New Hampshire, 9-16-06
 Most Conference Points Allowed - 54 at Liberty, 11-20-10
 Fewest Rushing Yards Allowed - -7 at Charleston Southern, 11-5-11
 Fewest Passing Yards Allowed - 0 vs. VMI, 11-15-08
 Most Interceptions Made - 5 at St. Francis (Pa.), 9-23-00; vs. Gardner-Webb, 11-11-10

SEASON

Rushing Yards - 3,582, 2012
 Rushing Attempts - 590, 2011
 Rushing Touchdowns - 41, 2011
 Average Yards Per Rush - 6.08 (589-3,582), 2012
 Rushing Yards Per Game - 275.5, 2012
 Passes Attempted - 356, 2007
 Passes Completed - 207, 2007
 Passing Yards - 2,566 (199-341), 2004
 Passing Touchdowns - 23, 2012
 Passes Had Intercepted - 16, 2000
 Most Yards Total Offense - 5741, 2011
 Fumbles Recovered - 19, 2003
 Pass Breakups - 40, 2006
 Blocked Kicks - 4, 1999, 2001
 Most First Downs - 274, 2011
 Most First Downs Rushing - 168, 2012
 Most First Downs Passing - 115, 2007
 Most Points - 494, 2011
 Fewest Points Allowed - 118, 2002
 Most Touchdowns - 66, 2011
 Most Pass Interceptions Made - 17, 2000 & 2010
 Most Turnovers Gained - 32 (19 FR, 13 INTs), 2003
 Most 1-PT PATs - 63, 2011
 Most 2-PT PATs - 2, 2003 & 2009
 Most PATs Total - 63, 2011
 Most Consecutive PATs -
 Most Field Goals - 15, 2009
 Most Field Goals Attempted - 17, 2009
 Fewest Rushing Yards Allowed - 1046, 2025
 Fewest Passes Attempted - 216, 2012
 Fewest Passes Completed - 118, 1999
 Fewest Passing Yards Allowed - 1390, 2002
 Most Victories - 10, 2012

ALL-TIME RESULTS



1984 • 4-5

S 24	at Hofstra	L, 0-45
S 21	at FDU-Madison	L, 8-36
S 29	at UMass-Lowell	L, 8-23
O 5	at Trenton State	L, 18-51
O 13	SUNY-Maritime	W, 34-7
O 20	Stonehill	W, 35-0
O 27	at Ramapo	L, 14-17
N 3	at Brockport	W, 23-21
N 1	Fitchburg State	W, 25-20

1985 • 6-4

S 14	Ramapo	W, 22-6
S 20	at Hofstra	L, 15-17
S 28	at Wagner	L, 10-26
O 5	Worcester State	L, 10-35
O 12	Kean St.	L, 13-21
O 20	at Fitchburg State	W, 39-0
O 26	Brooklyn	W, 38-0
N 2	at SUNY-Maritime	W, 36-0
N 8	at St. Peter's	W, 45-6
N 16	Brockport	W, 19-0

1986 • 5-4

S 13	at Ramapo	W, 34-16
S 20	Hofstra	L, 3-13
S 27	Pace	L, 22-26
O 4	Cortland St.	W, 10-7
O 11	at Kean	W, 44-20
O 24	at Brooklyn	W, 43-6
N 1	at St. John's	L, 13-17
N 8	St. Peter's	W, 48-0
N 15	at Brockport	L, 0-14

1987 • 4-5

S 12	Ramapo	W, 34-6
S 18	at Hofstra	L, 3-24
O 3	at Cortland St.	L, 0-23
O 10	Kean	L, 7-14
O 17	Brooklyn	W, 48-12
O 24	at Fordham	L, 6-14
O 31	St. John's	L, 3-21
N 6	at St. Peter's	W, 26-0
N 14	Brockport	W, 24-7

1988 • 5-4, 4-2 Liberty Football

S 10	at Ramapo	L, 7-14
S 17	Hofstra	L, 3-8
S 24	at St. John's *	L, 11-26
O 1	Iona *	W, 3-0
O 8	at C.W. Post *	L, 7-13
O 14	at Brooklyn	W, 70-20
O 22	Fordham *	W, 3-0
O 29	at Kings Point *	W, 16-10
N 12	Pace *	W, 38-0

1989 • 3-7, 1-4 Liberty Football

S 9	Ramapo	L, 13-33
S 15	at Hofstra	L, 6-28
S 23	St. John's *	L, 21-38
S 30	at Iona *	L, 10-40
O 7	C.W. Post *	L, 10-14
O 13	at Bentley	W, 43-24
O 21	Stonehill	W, 41-31
O 28	Kings Point *	W, 26-10
N 4	WPI	L, 6-38
N 11	at Pace *	L, 9-10

1990 • 1-8-1, 1-4 Liberty Football

S 8	Ramapo	L, 0-24
S 15	Hofstra	L, 0-48
S 21	at St. John's *	L, 0-21
S 29	Iona *	L, 10-28
O 6	at C.W. Post *	L, 7-38
O 13	Bentley	L, 3-13
O 20	at Stonehill	T, 27-27
O 27	at Kings Point *	L, 19-25
N 3	at WPI	L, 10-42
N 10	Pace *	W, 16-14

1991 • 6-4, 2-3 Liberty Football

S 14	at Ramapo	L, 0-12
S 21	at Bentley	W, 24-6
S 28	St. John's *	W, 37-35
O 5	at Iona *	L, 6-37
O 12	C.W. Post *	L, 7-13
O 19	Wesley	W, 14-6
O 26	at Kings Point *	L, 7-23
N 2	Western Connecticut	W, 14-9
N 9	at MIT	W, 38-0
N 16	at Pace *	W, 14-10

1992 • 5-5, 2-3 Freedom Football

S 12	Pace	W, 28-0
S 19	Bentley	W, 27-12
S 26	at Coast Guard *	W, 24-19
O 3	Sacred Heart	W, 20-0
O 10	at Gettysburg	L, 12-15
O 17	at Wesley	L, 14-21
O 24	Kings Point *	L, 7-28
O 31	at Western Connecticut *	L, 16-20
N 7	Plymouth St. *	L, 10-21
N 14	UMass-Lowell *	W, 31-27

1993 • 6-3-1, 3-2 Freedom Football

S 11	at Pace	W, 20-2
S 18	at Jersey City	T, 22-22
S 25	Coast Guard *	W, 21-14
O 2	at Sacred Heart	W, 20-13
O 9	Gettysburg	W, 43-36
O 23	at Kings Point *	W, 21-20
O 30	Western Connecticut *	W, 33-6
N 6	at Plymouth St. *	L, 9-26
N 13	at UMass-Lowell *	L, 18-38
N 25	at St. John's	L, 14-17

1994 • 7-4, 4-2 Freedom Football

S 10	Pace	W, 32-0
S 17	Jersey City	W, 25-7
S 24	at Coast Guard *	W, 22-21
O 1	Sacred Heart	W, 22-6
O 8	at Gettysburg	L, 41-48
O 15	Norwich *	W, 21-6
O 22	Kings Point *	L, 6-13
O 29	at Western Connecticut *	W, 32-0
N 5	at Plymouth St. *	L, 31-37
N 12	UMass-Lowell *	W, 54-0
N 19	Wilkes !	L, 21-28 OT

! ECAC Southeast Championship

1995 • 7-3, 3-2 Freedom Football

S 9	at Pace	W, 21-19
S 16	at Wagner	L, 27-28
S 30	at Sacred Heart	W, 44-17
O 7	Springfield *	W, 33-22
O 14	at Norwich *	W, 27-12
O 21	American International	W, 23-22
O 28	Western Connecticut *	L, 13-21
N 4	Plymouth St. *	L, 12-20
N 11	at UMass-Lowell *	W, 26-0
N 23	at Albany	W, 40-21

1996 • 6-4

S 14	Pace	W, 27-21
S 21	Montclair St.	W, 10-7
S 28	at Bentley	L, 6-29
O 5	Sacred Heart	W, 26-9
O 12	at Central Connecticut	W, 52-7
O 19	Albany	L, 12-19
O 26	C.W. Post	L, 13-16
N 9	Wagner	L, 20-27
N 16	at Southern Connecticut	W, 31-28
N 28	at St. John's	W, 24-9

1997 • 4-6, 4-4 Eastern Football

S 13	Southern Connecticut *	L, 13-15
S 20	at Pace *	W, 38-7
S 27	St. John's	L, 19-23
O 4	Sacred Heart *	W, 22-7
O 11	Bentley *	W, 35-9
O 18	at Albany *	L, 23-30
O 25	Merrimack *	W, 17-6
N 1	at Wagner	L, 0-10
N 8	at American International *	L, 7-30
N 15	at C.W. Post *	L, 0-7

1998 • 3-7, 3-5 Eastern Football

S 11	at Southern Connecticut *	L, 16-64
S 26	Pace *	W, 30-16
O 3	at Assumption *	W, 39-6
O 10	at Bentley *	L, 7-9
O 17	Albany *	L, 16-42
O 24	at Merrimack *	W, 19-14
O 31	Wagner	L, 13-14
N 7	American International *	L, 7-35
N 14	C.W. Post *	L, 3-9
N 27	at St. John's	L, 3-17

1999 • 5-5, 4-3 Northeast

S 11	Wagner *	L, 12-24
S 25	Monmouth *	W, 7-3
O 2	at Albany *	L, 21-44
O 9	at Sacred Heart *	W, 48-21
O 23	at C.W. Post	L, 20-44
O 30	Central Connecticut *	W, 27-14
N 6	at San Diego	L, 9-20
N 13	St. Francis (Pa.) *	W, 24-6
N 20	at Robert Morris *	L, 19-50
N 26	St. John's	W, 28-6

2000 • 2-8, 1-7 Northeast

S 9	Southern Connecticut	W, 26-0
S 16	St. John's *	L, 6-28
S 23	at St. Francis (Pa.) *	W, 60-7
S 30	Albany *	L, 14-47
O 7	at Wagner *	L, 9-35
O 14	Sacred Heart *	L, 6-23
O 21	at Monmouth *	L, 7-34
O 28	at Jacksonville	L, 14-17 OT
N 11	at Central Connecticut *	L, 34-35 OT
N 18	Robert Morris *	L, 6-36

2001 • 3-6, 3-5 Northeast

S 21	at St. John's *	L, 13-16 OT
S 29	at Albany *	L, 18-28
O 6	Wagner *	W, 52-30
O 13	at Sacred Heart *	L, 24-42
O 20	Monmouth*	L, 14-33
O 27	Jacksonville	L, 20-29
N 3	at Robert Morris *	L, 19-45
N 10	Central Connecticut *	W, 17-15
N 17	St. Francis (Pa.) *	W, 34-0



ALL-TIME RESULTS

2002 • 8-2, 5-2 Northeast

S 14	St. John's	W, 34-9
S 21	at Wagner *	L, 14-17
S 28	Albany *	W, 24-20
O 5	at St. Francis (Pa.) *	W, 24-14
O 12	at Monmouth *	L, 9-14
O 19	Sacred Heart *	W, 24-13
O 26	at Siena	W, 14-0
N 2	at Central Connecticut *	W, 24-10
N 9	Robert Morris *	W, 23-13
N 16	Canisius	W, 42-7

2003 • 6-4, 4-3 Northeast

S 13	Siena	W, 31-3
S 20	Wagner*	W, 28-21
S 27	Monmouth*	L, 14-20
O 4	at Robert Morris*	L, 20-23
O 11	at Georgetown	L, 21-49
O 18	St. Francis (Pa.)*	W, 49-14
O 25	at Albany*	L, 7-40
N 1	at Sacred Heart*	W, 47-16
N 8	C. Connecticut St.*	W, 36-31
N 15	at Iona	W, 31-20

2004 • 3-7, 2-5 Northeast

S 4	at Lehigh	L, 2-25
S 18	at Wagner *	L, 13-21
S 25	at Monmouth *	W, 27-0
O 2	Robert Morris *	L, 24-31
O 9	Hofstra	L, 21-61
O 16	at St. Francis (Pa.) *	W, 29-21
O 23	Albany*	L, 22-27
O 30	Sacred Heart*	L, 35-38
N 6	at Central Connecticut *	L, 28-38
N 13	Iona	W, 45-13

2005 • 6-5, 5-2 Northeast

S 10	Bucknell	W, 21-18
S 17	at Hofstra	L, 0-55
S 24	Georgetown	L, 7-10
O 1	Monmouth *	L, 7-36
O 8	at Albany *	W, 7-3
O 15	St. Francis (Pa.) *	W, 47-29
O 22	at Sacred Heart *	L, 14-21
O 29	at Robert Morris *	W, 38-37
N 5	Wagner *	W, 28-10
N 12	Central Connecticut *	W, 23-21
N 19	at Marist	L, 28-30

2006 • 5-6, 5-2 Northeast

A 31	Hofstra	L, 8-17
S 9	at Georgetown	L, 0-7
S 16	at New Hampshire	L, 7-62
S 23	at Massachusetts	L, 7-48
S 30	at Monmouth *	W, 36-17
O 7	Albany *	W, 33-21
O 14	at St. Francis (Pa.) *	W, 30-20
O 21	Sacred Heart *	W, 38-21
O 28	Robert Morris *	L, 6-21
N 4	at Wagner *	W, 45-9
N 11	at Central Connecticut *	L, 32-35

2007 • 6-5

S 1	Georgetown	W, 35-28
S 8	at Bucknell	W, 48-20
S 15	at #6 Youngstown St.	L, 6-42
S 21	Monmouth	W, 21-15
S 29	at #14 Hofstra	L, 28-33
O 6	at Albany	L, 23-24
O 13	at #20 Richmond	L, 0-42
O 20	Maine	W, 30-23 2 OT
O 27	Bryant	W, 30-0
N 10	Central Connecticut	W, 34-7
N 17	at #24 Elon	L, 23-38

2008 • 5-6, 3-2 Big South

A 30	Colgate	W, 42-26
S 6	#17 Elon	L, 20-30
S 13	at Maine	L, 13-28
S 20	at Brown	L, 7-17
S 26	Hofstra	L, 3-43
O 11	at #15 Liberty *	L, 0-33
O 18	Charleston Southern *	W, 20-19
O 25	at Coastal Carolina *	W, 28-24
N 1	Gardner-Webb *	L, 33-34
N 8	at Iona	W, 68-9
N 15	VMI *	W, 40-26

2009 • 6-5, 5-1 Big South

S 5	at Hofstra	L, 10-17
S 12	at Colgate	L, 13-23
S 19	Brown	W, 21-20
S 26	at #15 Massachusetts	L, 17-44
O 3	Presbyterian *	W, 52-14
O 10	at North Dakota	L, 24-31
O 17	at VMI *	W, 27-20
O 24	Coastal Carolina *	W, 16-10
O 31	at Gardner-Webb *	W, 24-14
N 14	at Charleston Southern *	L, 27-30 OT
N 21	#16 Liberty *	W, 36-33

2010 • 6-5, 5-1 Big South

S 4	at South Florida	L, 14-59
S 11	American International	W, 31-14
S 18	at Brown	L, 30-33 2OT
S 25	#9 Massachusetts	L, 21-26
O 9	VMI *	W, 27-9
O 16	at Lafayette	L, 21-28
O 23	at Coastal Carolina *	W, 38-28
O 30	Charleston Southern *	W, 41-21
N 6	at Presbyterian *	W, 37-7
N 13	Gardner-Webb *	W, 55-3
N 20	at #18 Liberty *	L, 28-54

2011 • 9-4, 6-0 Big South

S 3	at UTEP	L, 24-31 OT
S 10	at Buffalo	L, 7-35
S 17	Brown	L, 20-21
S 24	Lafayette	W, 37-20
O 8	Presbyterian *	W, 42-24
O 15	St. Anselm	W, 55-6
O 22	at VMI *	W, 42-14
O 29	Coastal Carolina *	W, 42-0
N 5	at Charleston Southern *	W, 50-31
N 12	at Gardner-Webb *	W, 76-28
N 19	Liberty *	W, 41-31
N 26	Albany	W, 31-28
D 3	at Sam Houston State	L, 27-34

2012 • 10-3, 5-1 Big South

S 1	Central Connecticut	W, 49-17
S 8	Pace	W, 77-7
S 15	at Syracuse	L, 17-28
S 22	Colgate	W, 32-31
S 29	at Army	W, 23-3
O 6	Charleston Southern *	W, 49-7
O 13	at Coastal Carolina *	W, 27-21
O 20	Gardner-Webb *	W, 41-10
O 27	at Presbyterian *	W, 56-17
N 3	VMI *	W, 45-7
N 10	at Liberty *	L, 14-28
N 24	#18 Villanova	W, 20-10
D 1	# 2 at Montana St.	L, 10-16

2013 • 5-6, 3-5 CAA

S 7	at Rhode Island	W, 24-0
S 14	at Buffalo	L, 26-23 5 OT
S 21	at Villanova *	L, 35-6
S 28	#2 Towson *	L, 35-21
O 5	Bryant	W, 21-13
O 12	at Colgate	W, 27-3
O 26	#22 New Hampshire *	L, 31-13
N 2	at #10 Maine *	L, 19-14
N 9	Richmond *	L, 39-31
N 16	at #25 James Madison *	W, 41-38
N 23	Albany *	W, 24-3

2014 • 5-7, 4-4 CAA

A 28	Bryant	L, 13-7
S 6	at Connecticut	L, 16-19
S 13	American International	W, 20-3
S 20	at North Dakota	L, 3-13
S 27	#13 William & Mary *	L, 21-27 OT
O 4	at Towson *	W, 14-3
O 11	Maine *	W, 19-7
O 18	at Elon *	W, 20-3
O 25	at #3 New Hampshire *	L, 28-20
N 8	James Madison *	L, 24-27
N 15	Rhode Island *	W, 35-14
N 22	at Albany *	L, 17-27

2015 • 5-5, 3-5 CAA

S 3	at Toledo	Canceled
S 12	Central Connecticut	W, 38-9
S 19	#13 New Hampshire *	W, 31-6
S 26	at #25 William & Mary *	L, 21-0
O 3	at #5 James Madison *	L, 38-20
O 17	Towson *	L, 21-14
O 24	at Maine *	L, 23-10
O 31	Elon *	L, 21-7
N 7	Howard	W, 14-9
N 14	at Rhode Island *	W, 19-7
N 21	Albany *	W, 20-2

2016 • 5-6 4-4 CAA

S 1	#21/19 North Dakota	W, 13-9
S 10	at Temple	L, 38-0
S 17	#2 Richmond*	W, 42-14
S 24	Sacred Heart	L, 38-10
O 8	at Towson*	W, 27-20
O 15	Rhode Island*	W, 14-3
O 22	at Delaware*	W, 28-3
O 29	at New Hampshire*	L, 43-14
N 5	William & Mary*	W, 14-9
N 12	Maine*	L, 27-21
N 19	at Albany*	L, 13-6

ALL-TIME RESULTS



Team	W	L	T	Streak	Team	W	L	T	Streak
Albany	7	11	0	L1	Marist	0	1	0	L1
American International	3	2	0	W2	Merrimack	2	0	0	W2
Army	1	0	0	W1	Monmouth	4	5	0	W2
Assumption	1	0	0	W1	Montana St.	0	1	0	L1
Bentley	4	3	0	L1	Montclair St.	1	0	0	W1
Brockport	3	1	0	W1	New Hampshire	1	4	0	L1
Brooklyn	4	0	0	W4	North Dakota	1	2	0	W1
Brown	1	3	0	L2	Norwich	2	0	0	W2
Bryant	3	0	0	W3	Pace	11	2	0	W10
Bucknell	2	0	0	W2	Plymouth State	0	4	0	L4
Buffalo	0	2	0	L2	Presbyterian	4	0	0	W4
C.W. Post	0	8	0	L8	Ramapo	3	5	0	L4
Canisius	1	0	0	W1	Rhode Island	4	0	0	W4
Central Connecticut	9	3	0	W3	Richmond	0	2	0	L2
Charleston Southern	4	1	0	W3	Robert Morris	2	6	0	L1
Coast Guard	3	0	0	W3	Sacred Heart	10	5	0	L1
Coastal Carolina	5	0	0	W5	San Diego	0	1	0	L1
Colgate	3	1	0	W2	Siena	2	0	0	W2
Connecticut	0	1	0	L1	South Florida	0	1	0	L1
Cortland	1	1	0	L1	Southern Connecticut	2	2	0	W1
Delaware	1	0	0	W1	Springfield	1	0	0	W1
Elon	1	2	0	W1	St. Anselm	1	0	0	W1
FDU-Madison	0	1	0	L1	St. John's	4	10	0	W1
Fitchburg St.	2	0	0	W2	St. Francis (Pa.)	8	0	0	W8
Fordham	1	1	0	W1	St. Peter's	3	0	0	W3
Gardner-Webb	4	1	0	W4	Stonehill	2	0	1	T1
Georgetown	1	3	0	W1	SUNY-Maritime	2	0	0	W2
Gettysburg	1	2	0	L1	Syracuse	0	1	0	L1
Hofstra	0	13	0	L13	Temple	0	1	0	L1
Howard	1	0	0	W1	Towson	2	2	0	W1
Iona	4	3	0	W3	Trenton St.	0	1	0	L1
Jacksonville	0	2	0	L2	UTEP	0	1	0	L1
James Madison	1	2	0	L2	Villanova	1	1	0	L1
Jersey City	1	0	1	W1	VMI	5	0	0	W5
Keene St.	1	2	0	L1	Wagner	4	9	0	W2
Kings Point (USMMA)	3	4	0	L1	Wesley	1	1	0	L1
Lafayette	1	1	0	W1	Western Connecticut	3	2	0	L1
Lehigh	0	1	0	L1	Wilkes	0	1	0	L1
Liberty	2	3	0	L1	William & Mary	0	3	0	L3
Maine	2	4	0	L2	WPI	0	2	0	L2
Massachusetts	0	3	0	L3	Worcester St.	0	1	0	L1
UMass-Lowell	3	2	0	W2	Youngstown St.	0	1	0	L1
MIT	1	0	0	W1	Totals	172	168	2	.506

1984	4	5	0	.444	Independent				Sam Kornhauser	
1985	6	4	0	.600	Independent				Sam Kornhauser	
1986	5	4	0	.556	Independent				Sam Kornhauser	
1987	4	5	0	.444	Independent				Sam Kornhauser	
1988	5	4	0	.556	Liberty Football	4	2	.667	Sam Kornhauser	
1989	3	7	0	.300	Liberty Football	1	4	.200	Sam Kornhauser	
1990	1	8	1	.150	Liberty Football	1	4	.200	Sam Kornhauser	
1991	6	4	0	.600	Liberty Football	2	3	.400	Sam Kornhauser	
1992	5	5	0	.500	Freedom Football	2	3	.400	Sam Kornhauser	
1993	6	3	1	.650	Freedom Football	3	2	.600	Sam Kornhauser	
1994	7	4	0	.636	Freedom Football	4	2	.667	Sam Kornhauser	ECAC SE Championship
1995	7	3	0	.700	Freedom Football	3	2	.600	Sam Kornhauser	
1996	6	4	0	.600	Independent				Sam Kornhauser	
1997	4	6	0	.400	Eastern Football	4	4	.500	Sam Kornhauser	
1998	3	7	0	.300	Eastern Football	3	5	.375	Sam Kornhauser	
1999	5	5	0	.500	Northeast	4	3	.571	Sam Kornhauser	
2000	2	8	0	.200	Northeast	1	7	.125	Sam Kornhauser	
2001	3	6	0	.333	Northeast	3	5	.375	Sam Kornhauser	
2002	8	2	0	.800	Northeast	5	2	.714	Sam Kornhauser	
2003	6	4	0	.600	Northeast	4	3	.571	Sam Kornhauser	
2004	3	7	0	.300	Northeast	2	5	.111	Sam Kornhauser	
2005	6	5	0	.545	Northeast	5	2	.714	Sam Kornhauser	NEC Co-Champions
2006	5	6	0	.455	Northeast	5	2	.714	Chuck Priore	
2007	6	5	0	.545	Independent				Chuck Priore	
2008	5	6	0	.455	Big South	3	2	.600	Chuck Priore	
2009	6	5	0	.545	Big South	5	1	.833	Chuck Priore	Big South Co-Champs
2010	6	5	0	.545	Big South	5	1	.833	Chuck Priore	Big South Co-Champs
2011	9	4	0	.692	Big South	6	0	1.000	Chuck Priore	Big South Champs/FCS 2nd Rd.
2012	10	3	0	.769	Big South	5	1	.833	Chuck Priore	Big South Co-Champs/FCS 2nd Rd.
2013	5	6	0	.455	CAA	3	5	.375	Chuck Priore	
2014	5	7	0	.416	CAA	4	4	.500	Chuck Priore	
2015	5	5	0	.500	CAA	3	5	.375	Chuck Priore	
2016	5	6	0	.455	CAA	4	4	.500	Chuck Priore	
32 years	172	168	2	.506	6 conferences	94	83	.525	2 coaches	