




Stony Brook's 1,000 Point Club



Emeka Smith (1989-93)
Guard, 5-10, Brooklyn, NY (South Shore)

Year	G	FGM	FGA	PCT.	FTM	FTA	PCT.	REB	AVG.	PTS.	AVG.
89-90	29	187	425	.440	194	238	.815	104	3.6	622	21.4
90-91	27	168	395	.425	157	185	.849	97	3.6	548	20.3
91-92	27	191	469	.407	206	239	.862	109	4.0	645	23.9
92-93	10	49	142	.345	46	51	.902	32	3.2	163	16.3
Career	95	595	1431	.416	603	713	.846	342	3.6	1,978	20.8



Earl Keith (1974-79)
Forward, 6-6, Long Island City, NY (Long Island City)

Year	G	FGM	FGA	PCT.	FTM	FTA	PCT.	REB	AVG.	PTS.	AVG.
74-75	18	170	283	.601	50	75	.667	200	11.1	390	21.7
75-76	23	215	327	.653	68	131	.519	203	8.8	498	21.7
77-78	29	229	323	.709	65	94	.691	198	6.8	523	18.0
78-79	24	164	227	.722	54	75	.720	163	6.8	382	16.0
Career	94	778	1160	.671	237	375	.632	764	8.1	1,793	19.1



Keith Martin (1979-83)
Forward, 6-3, Brooklyn, NY (Queens Vocational)

Year	G	FGM	FGA	PCT.	FTM	FTA	PCT.	REB	AVG.	PTS.	AVG.
79-80	25	81	167	.485	17	30	.567	72	2.9	179	7.1
80-81	26	168	303	.554	65	91	.714	236	9.1	401	15.4
81-82	25	244	512	.476	81	107	.757	159	6.4	569	22.8
82-83	25	244	530	.460	96	133	.721	139	5.6	584	23.4
Career	101	737	1512	.487	259	361	.717	606	6.0	1,733	17.2



D.J. Munir (2000-04)
Guard, 6-3, Providence, RI (Bishop Hendricken)

Year	G	FGM	FGA	FG%	FTM	FTA	FT%	Reb	RPG	Pts	PPG
00-01	28	102	231	.442	66	81	.815	7-93	3.3	301	10.8
01-02	28	161	429	.375	106	122	.869	19-114	4.1	482	17.2
02-03	20	111	263	.422	87	98	.887	12-83	4.2	347	17.4
03-04	30	159	412	.386	86	111	.775	10-110	3.7	460	15.3
Career	106	533	1335	.399	345	412	.837	48-400	3.8	1590	15.0



Ron Duckett (1992-96)
Guard, 6-3, St. Albans, NY (Long Island Lutheran)

Year	G	FGM	FGA	PCT.	FTM	FTA	PCT.	REB	AVG.	PTS.	AVG.
92-93	28	112	258	.434	81	112	.723	69	2.5	328	11.7
93-94	24	115	301	.382	105	135	.778	102	4.3	363	15.1
94-95	26	152	357	.426	145	178	.815	116	4.5	477	18.3
95-96	22	123	265	.464	98	135	.726	100	4.5	383	17.4
Career	100	502	1181	.425	429	560	.766	387	3.8	1,551	15.5



Wayne Wright (1975-79)
Forward, 6-6, Long Island City, NY (Long Island City)

Year	G	FGM	FGA	PCT.	FTM	FTA	PCT.	REB	AVG.	PTS.	AVG.
75-76	26	120	233	.515	45	69	.652	174	6.7	285	11.0
76-77	21	147	248	.597	57	73	.781	201	9.6	353	16.8
77-78	24	147	243	.605	57	91	.626	170	7.1	351	14.6
78-79	27	221	337	.651	46	74	.621	224	8.3	488	18.0
Career	98	635	1061	.598	205	307	.667	769	7.8	1,477	15.1



Stony Brook 1,000-point club



Larry Tillery (1975-79)
Guard, 5-10, Long Island City, NY (Long Island City)

Year	G	FGM	FGA	PCT.	FTM	FTA	PCT.	REB	AVG.	PTS.	AVG.
75-76	23	93	158	.598	46	59	.780	55	2.4	232	10.1
76-77	26	147	273	.538	53	74	.716	45	1.7	347	13.3
77-78	30	168	332	.522	90	117	.769	58	1.9	426	14.2
78-79	27	157	305	.514	53	63	.841	90	3.3	367	13.5
	106	565	1068	.529	242	313	.773	248	2.3	1,372	12.9




Mel Walker (1976-80)

Year	G	FGM	FGA	PCT.	FTM	FTA	PCT.	REB	AVG.	PTS.	AVG.
79-80	23	93	158	.598	46	59	.780	55	2.4	232	10.1
80-81	26	147	273	.538	53	74	.716	45	1.7	347	13.3
81-82	30	168	332	.522	90	117	.769	58	1.9	426	14.2
82-83	27	157	305	.514	53	63	.841	90	3.3	367	13.5
	106	565	1068	.529	242	313	.773	248	2.3	1,226	11.6



Ricky Wardally (1989-93)

Year	G	FGM	FGA	PCT.	FTM	FTA	PCT.	REB	AVG.	PTS.	AVG.
89-90	29	86	188	.457	40	66	.606	124	4.3	212	7.3
90-91	26	76	160	.475	32	55	.582	132	5.1	184	7.1
91-92	27	169	331	.492	89	127	.701	236	8.7	415	15.4
92-93	25	152	360	.422	59	94	.628	186	7.4	364	14.6
	107	483	1039	.465	220	342	.643	678	6.3	1,175	10.9



Steve Hayn (1988-91)

Year	G	FGM	FGA	PCT.	FTM	FTA	PCT.	REB	AVG.	PTS.	AVG.
88-89	21	144	302	.477	108	148	.730	134	6.4	397	18.9
89-90	29	167	373	.448	132	175	.754	214	7.4	466	16.1
90-91	27	107	235	.455	80	108	.741	176	6.5	294	10.9
	77	418	910	.459	320	431	.742	524	6.8	1,157	15.1



Yves Simon (1987-91)
Forward, 6-3, Brooklyn, NY (Midwood)

Year	G	FGM	FGA	PCT.	FTM	FTA	PCT.	REB	AVG.	PTS.	AVG.
87-88	28	80	153	.523	68	100	.680	161	5.8	228	8.1
88-89	29	109	223	.489	108	137	.788	218	7.8	326	11.6
89-90	29	139	279	.498	79	107	.738	298	10.3	376	13.0
90-91	27	75	199	.377	58	78	.744	228	8.4	226	8.4
	113	403	854	.472	313	422	.742	905	8.0	1,156	10.2

Scott Walker (1984-88)
Guard, 6-0, Middle Island, NY (Longwood)

Year	G	FGM	FGA	PCT.	FTM	FTA	PCT.	REB	AVG.	PTS.	AVG.
84-85	24	53	155	.342	59	79	.747	38	1.6	165	6.9
85-86	27	91	201	.453	62	85	.729	60	2.2	244	9.0
86-87	27	70	173	.405	56	71	.789	73	2.7	200	7.4
87-88	28	195	423	.461	117	149	.785	127	4.5	522	18.6
	106	409	952	.429	294	384	.766	298	2.8	1,131	10.7

Stony Brook 1,000-point Scorers

Frank Prantil (1983-87)
 Guard, 6-1, Queens, NY

Year	G	FGM	FGA	PCT.	FTM	FTA	PCT.	REB	AVG.	PTS.	AVG.
83-84	21	84	164	.512	27	45	.600	73	3.5	195	9.3
84-85	25	110	232	.474	70	86	.814	69	2.8	290	11.6
85-86	27	91	206	.441	76	101	.752	56	2.1	260	9.6
86-87	27	131	302	.434	91	111	.820	116	4.3	374	13.9
	100	416	904	.460	264	343	.767	314	3.1	1,131	11.3

Dave Burda (1983-86)
 Center, 6-9, Columbus, OH

Year	G	FGM	FGA	PCT.	FTM	FTA	PCT.	REB	AVG.	PTS.	AVG.
83-84	23	135	247	.547	42	66	.636	176	7.7	312	13.6
84-85	26	199	344	.578	61	94	.649	239	9.2	459	17.7
85-86	27	135	281	.480	59	87	.678	221	8.2	329	12.2
	76	469	872	.538	162	247	.656	636	8.4	1,100	14.5

Greg Angrum (1980-84)

Year	G	FGM	FGA	PCT.	FTM	FTA	PCT.	REB	AVG.	PTS.	AVG.
80-81	26	53	109	.486	42	78	.538	137	5.3	148	5.6
81-82	22	92	194	.474	65	124	.520	186	8.5	249	11.3
82-83	21	84	206	.408	67	113	.593	140	6.6	223	10.6
83-84	25	132	299	.441	147	226	.650	317	12.7	411	16.4
	94	361	808	.447	321	541	.593	780	8.3	1,031	10.9


Joe Grandolfo (1977-81)
 Guard, 6-2, Rocky Point, NY (Rocky Point)

Year	G	FGM	FGA	PCT.	FTM	FTA	PCT.	REB	AVG.	PTS.	AVG.
77-78	29	37	71	.521	40	60	.667	57	2.0	114	3.9
78-79	25	54	96	.562	39	53	.735	93	3.7	147	5.8
79-80	27	123	247	.497	66	82	.804	72	2.7	312	11.5
80-81	26	164	306	.536	105	131	.802	116	4.5	433	16.6
	107	378	720	.525	250	326	.767	338	3.2	1006	9.4


Larry Gibson (1994-98)
 Guard, 6-1, Far Rockaway, NY (Beach Channel)

Year	G	FGM	FGA	PCT.	FTM	FTA	PCT.	REB	AVG.	PTS.	AVG.
94-95	21	45	127	.354	50	62	.806	38	1.8	152	7.2
95-96	25	84	226	.372	79	103	.767	57	2.3	277	11.1
96-97	26	89	238	.374	80	108	.741	77	3.0	282	10.8
97-98	26	90	229	.393	89	108	.824	72	2.8	291	11.2
	98	308	820	.376	298	381	.782	244	2.5	1002	10.2


Bill Myrick (1969-72)
 Guard, 6-2, East Hampton, NY

Year	G	FGM	FGA	PCT.	FTM	FTA	PCT.	REB	AVG.	PTS.	AVG.
69-70	24	123	295	.418	77	110	.700	95	4.0	323	13.5
70-71	25	164	411	.399	116	181	.641	99	4.0	444	17.8
71-72	26	89	228	.390	57	76	.750	--	--	235	9.0



Stony Brook Record Book

1,000 Point Scorers

Player	G	Pts	Avg.	Yrs.
Emeka Smith	93	1,978	21.3	1989-93
Earl Keith	94	1,793	19.1	1974-79
Keith Martin	101	1,733	17.2	1979-83
D.J. Munir	106	1,590	15.0	2000-04
Ron Duckett	100	1,551	15.5	1992-96
Wayne Wright	98	1,477	15.1	1975-79
Larry Tillery	106	1,372	12.9	1975-79
Mel Walker	98	1,226	12.5	1976-80
Rick Wardally	107	1,175	11.0	1989-93
*Steve Hayn	77	1,157	15.0	1988-91
Yves Simon	113	1,156	10.2	1987-91
Scott Walker	106	1,131	10.7	1984-88
Frank Prantil	100	1,131	11.3	1983-87
Dave Burda	76	1,100	14.5	1983-86
Greg Angrum	94	1,031	11.0	1980-84
Joe Grandolfo	107	1,006	9.4	1977-81
Larry Gibson	98	1,002	10.2	1994-98
Bill Myrick	75	1,002	13.4	1969-72

Career Field Goals Made

Player	G	FGM	FGA	Yrs.
Earl Keith	94	778	1,162	1974-79
Keith Martin	101	737	1,512	1979-83
Wayne Wright	98	635	1,061	1975-79
Emeka Smith	93	595	1,431	1989-93
Larry Tillery	106	565	1,068	1975-79
D.J. Munir	106	533	1,335	2000-04
Ron Duckett	100	502	1,181	1992-96
Rick Wardally	107	473	1,039	1989-93
Dave Burda	76	469	872	1983-86
Mel Walker	98	459	755	1976-80
Steve Hayn	77	418	910	1988-91
Frank Prantil	100	416	904	1983-87
Scott Walker	106	409	952	1984-88
Yves Simon	113	403	854	1987-91
Joe Grandolfo	107	378	720	1977-81
Kurt Adams	100	377	803	1983-87
Bill Myrick	75	376	934	1969-72
Tom Blumbergs	48	371	601	1986-88
Art King	47	363	679	1971-73
Greg Angrum	94	361	808	1980-84
Charlie Bryant	44	323	597	1985-87

Career Free Throws Made

Player	G	FTM	FTA	Yrs.
Emeka Smith	93	603	713	1989-93
Ron Duckett	100	429	560	1992-96
Greg Angrum	94	321	541	1980-84
Steve Hayn	77	320	431	1988-91
Yves Simon	113	313	422	1987-91
Mel Walker	98	308	370	1976-80
Larry Gibson	98	298	381	1994-98
Dave Burda	76	469	872	1983-86
Mel Walker	98	459	755	1976-80
Steve Hayn	77	418	910	1988-91
Frank Prantil	100	416	904	1983-87
Scott Walker	106	409	952	1984-88
Yves Simon	113	403	854	1987-91
Joe Grandolfo	107	378	720	1977-81
Kurt Adams	100	377	803	1983-87
Bill Myrick	75	376	934	1969-72
Tom Blumbergs	48	371	601	1986-88
Art King	47	363	679	1971-73
Greg Angrum	94	361	808	1980-84
D.J. Munir	106	345	412	2000-04
Charlie Bryant	44	323	597	1985-87

Career Scoring Average

Minimum 2 Seasons				
Player	G	Pts	Avg.	Yrs.
Emeka Smith	93	1,978	21.3	1989-93
Arthur King	47	999	21.3	1971-73
Earl Keith	94	1,793	19.1	1974-79
Tom Blumbergs	48	894	18.6	1986-88
Charlie Bryant	44	791	18.0	1985-87
Keith Martin	101	1,733	17.2	1979-83
Ron Duckett	100	1,551	15.5	1992-96
Wayne Wright	98	1,477	15.1	1975-79
D.J. Munir	106	1,590	15.0	2000-04
*Steve Hayn	77	1,157	15.0	1988-91
Jack Mattice	27	403	14.9	1960-63
Dave Burda	76	1,100	14.5	1983-86
Ted Eppenstein	46	655	14.2	1965-68
Charlie Anderson	40	556	13.9	1966-68
Gene Tinnie	38	525	13.8	1962-65

Career Field Goals Att.

Player	G	FGA	FGM	Yrs.
Keith Martin	101	1,512	737	1979-83
Emeka Smith	93	1,431	595	1989-93
D.J. Munir	76	1,335	533	2000-04
Ron Duckett	100	1,181	502	1992-96
Earl Keith	94	1,162	778	1974-79
Larry Tillery	106	1,068	565	1975-79
Wayne Wright	98	1,061	635	1975-79
Rick Wardally	107	1,039	473	1989-93
Scott Walker	106	952	409	1984-88
Bill Myrick	75	934	376	1969-72
Steve Hayn	77	910	418	1988-91
Frank Prantil	100	904	416	1983-87
Chris Balliro	108	876	333	1997-01
Dave Burda	76	872	469	1983-86
Yves Simon	113	854	403	1987-91
Larry Gibson	98	820	308	1994-98
Greg Angrum	94	808	361	1980-84
Kurt Abrams	100	803	377	1983-87
Mel Walker	98	755	459	1976-80
Joe Grandolfo	107	720	378	1977-81
Art King	47	679	363	1971-73

Career Free Throws Att.

Player	G	FTA	FTM	Yrs.
Emeka Smith	93	713	603	1989-93
Ron Duckett	100	560	429	1992-96
Greg Angrum	94	541	321	1980-84
Steve Hayn	77	431	320	1988-91
Yves Simon	113	422	313	1987-91
D.J. Munir	76	412	345	2000-04
Art King	47	394	273	1971-73
Scott Walker	106	384	294	1984-88
Larry Gibson	98	381	298	1994-98
Earl Keith	94	375	237	1974-79
Mel Walker	98	370	308	1976-80
Bill Myrick	75	367	250	1969-72
Keith Martin	101	361	259	1979-83
Ron Schmeltzer	85	351	271	1973-77
Frank Prantil	100	343	264	1983-87
Ricky Wardally	107	342	220	1989-93
Joe Grandolfo	107	326	250	1977-81
Charlie Bryant	44	323	597	1985-87
Larry Tillery	106	313	242	1975-79
Wayne Wright	98	267	175	1975-79
Kurt Abrams	100	260	171	1983-87
Dave Burda	76	247	162	1983-86

Rebounds Per Game

Player	G	Rebs.	Avg.	Yrs.
Mike Kerr	48	641	13.4	1968-70
Gene Tinnie	38	498	13.1	1962-65
Tom Blumbergs	48	535	11.1	1986-88
*Ted Eppenstein	46	325	9.6	1965-68
Art Baclawski	47	400	8.5	1969-71
Dave Burda	76	636	8.4	1983-86
Greg Angrum	94	780	8.3	1980-84
Earl Keith	94	764	8.1	1974-79
Yves Simon	113	905	8.0	1987-91
Wayne Wright	98	769	7.8	1975-79
*Paul Munick	52	245	7.7	1972-75
*Bob O'Connor	33	210	7.2	1962-66
Jon Adderley	66	450	6.8	1975-78
Steve Hayn	77	524	6.8	1988-91
Curtis Bunche	37	195	6.8	1990-93

400 Career Rebounds

Player	G	Rebs.	Avg.	Yrs.
Yves Simon	113	905	8.0	1987-91
Greg Angrum	94	780	8.3	1980-84
Wayne Wright	98	769	7.8	1975-79
Earl Keith	94	764	8.1	1974-79
Rick Wardally	107	678	6.3	1989-93
Mike Kerr	48	641	13.4	1968-70
Dave Burda	76	636	8.4	1983-86
Keith Martin	101	606	6.0	1979-83
Marshall Foskey	86	570	6.6	1986-90
Tom Blumbergs	48	535	11.1	1986-88
Steve Hayn	77	524	6.8	1988-91
Michel Savane	83	520	6.3	1991-95
Gene Tinnie	38	498	13.1	1962-65
Chris Balliro	108	478	4.4	1997-01
Dwight Johnson	98	474	4.8	1975-79
Jon Adderley	66	450	6.8	1975-78
Ryan McDermott	100	443	4.4	1996-00
Kurt Abrams	100	407	4.1	1983-87
Art Baclawski	47	400	8.5	1969-71

Single Game Scoring

No.	Player	Opponent	Date
50	Arthur King	Pratt	2/24/73
49	Emeka Smith	Lehman	12/7/91
41	Emeka Smith	Tufts	11/24/91
38	Mel Walker	Jersey City St.	1979-80
37	Keith Martin	NY Tech	2/19/82
36	D.J. Munir	Sacred Heart	11/19/01
36	Tom Blumbergs	Jersey City St.	3/9/88
35	D.J. Munir	Boston Univ.	2/11/03
35	Leon Brisport	Columbia	12/09/00
35	Emeka Smith	Maine-Machias	1/5/92
35	Emeka Smith	Hunter	2/4/90
35	Tom Blumbergs	John Jay	12/3/87
35	Charlie Bryant	Kings Point	2/25/87
35	Charlie Bryant	Nazareth	3/6/87
35	Pedro Morales	CCNY	1980-81
33	Brian Hennessey R.	Wesleyan	12/10/93
33	Emeka Smith	Carnegie Mellon	1/18/92
33	Emeka Smith	Potsdam	1/7/90
33	Emeka Smith	Upsala	1/20/90
33	Emeka Smith	Old Westbury	12/4/89
33	Charlie Bryant	Cabrini	12/5/86
33	Pedro Morales	CCNY	1980-81
33	Mel Walker	Jersey City St.	1979-80
33	Earl Keith	Oswego	12/10/77



Stony Brook Record Book

Wins		
1.	27	1977-78
2.	24	1989-90
	24	1978-79
4.	23	1990-91
5.	21	1976-77
6.	20	1986-87
	20	1985-86
8.	19	1979-80
9.	18	1987-88
	18	1969-70

Winning %		
1.	.889 (24-3)	1978-79
2.	.871 (27-4)	1977-78
3.	.852 (23-4)	1990-91
4.	.800 (20-5)	1986-87
	.778 (20-5)	1986-87
6.	.750 (18-6)	1969-70
7.	.714 (20-8)	1985-86
8.	.679 (19-9)	1979-80
9.	.643 (18-10)	1987-88
10.	.630 (17-10)	1991-92

Games Played		
1.	30	1977-78
	30	2003-04
3.	29	1999-00
	29	1989-90
5.	28	several times

Field Goals Made		
1.	1033	1977-78
2.	980	1978-79
3.	904	1989-90
4.	903	1986-87
5.	891	1979-80
6.	851	1985-86
7.	844	1980-81
8.	843	1990-91
9.	842	1976-77
10.	815	1987-88

FG Attempted		
1.	2049	1989-90
2.	1914	1990-91
3.	1827	1971-72
4.	1798	1988-89
5.	1768	1986-87
6.	1767	1985-86
7.	1760	1991-92
8.	1753	1987-88
9.	1721	1977-78
10.	1652	1974-75

Field Goal %		
1.	.600	1977-78
2.	.593	1978-79
3.	.578	1976-77
4.	.555	1975-76
5.	.543	1979-80
6.	.516	1980-81
7.	.511	1986-87
8.	.482	1985-86
9.	.481	1984-85
10.	.473	2000-01

3-Pt. FG Made		
1.	182	1999-00
2.	166	1998-00
3.	162	1997-98
4.	151	2000-01
5.	148	1996-97
6.	145	1994-95
7.	139	1991-92
8.	133	2002-03
9.	127	1995-96
10.	107	1990-91
11.	96	1989-90

3-Pt. FG Att.		
1.	552	1998-99
2.	544	1999-00
3.	477	1997-98
4.	424	1994-95
5.	423	2000-01
6.	418	1996-97
7.	413	1991-92
8.	390	1995-96
9.	376	2002-03
10.	299	1990-91
11.	271	1993-94

3-Point FG %		
1.	.408	1987-88
2.	.371	1989-90
3.	.358	1990-91
4.	.357	2000-01
5.	.354	2002-03
	.354	1996-97
7.	.344	1986-87
8.	.342	1994-95
9.	.340	1997-98
10.	.337	1991-92
11.	.335	1999-00

FT Made		
1.	584	1989-90
2.	557	1990-91
3.	523	1977-78
	523	1971-72
5.	515	1988-89
6.	493	2000-01
7.	479	1980-81
8.	463	1991-92
9.	455	1970-71
10.	432	1984-85

FT Attempted		
1.	861	1989-90
2.	823	1971-72
3.	778	1990-91
	778	1988-89
5.	741	1977-78
6.	718	1970-71
7.	694	2000-01
8.	686	1969-70
9.	681	1985-86
10.	664	1980-81

Free Throw %		
1.	.750	1991-92
2.	.721	1980-81
3.	.718	1977-78
4.	.716	1990-91
5.	.710	2000-01
	.710	1998-99
7.	.704	1979-80
	.704	1976-77
9.	.702	1996-97
10.	.696	1994-95

Rebounds		
1.	1452	1989-90
2.	1316	1990-91
3.	1242	1988-89
4.	1129	1987-88
5.	1086	1991-92
6.	1081	1977-78
7.	1076	1992-93
8.	1075	1969-70
9.	1064	1978-79
10.	1061	1984-85

Assists		
1.	613	1977-78
2.	551	1978-79
3.	538	1976-77
4.	506	1975-76
5.	493	1979-80
6.	474	1985-86
7.	420	1989-90
8.	418	1986-87
9.	413	1987-88
10.	405	2000-01

Blocked Shots		
1.	114	1994-95
2.	109	1991-92
3.	105	1981-82
4.	104	1993-94
5.	99	1992-93
6.	95	1989-90
7.	92	2000-01
8.	85	1988-89
9.	84	1997-98
	84	1987-88
	84	1983-84


Steals		
1.	449	1994-95
2.	311	1985-86
3.	308	1987-88
4.	295	1990-91
5.	294	1986-87
6.	276	1989-90
7.	254	1981-82
8.	245	1988-89
9.	242	1983-84
10.	235	1992-93

Points		
1.	2598	1977-78
2.	2488	1989-90
3.	2350	1990-91
4.	2324	1978-79
5.	2263	1986-87
6.	2171	1980-81
7.	2163	1985-86
8.	2156	1979-80
9.	2145	1988-89
10.	2124	1971-72

Scoring Average		
1.	87.0	1990-91
2.	86.6	1977-78
3.	86.0	1978-79
4.	85.8	1989-90
5.	83.3	1986-87
6.	82.5	1971-72
7.	80.4	1980-81
8.	80.2	1976-77
9.	80.1	1985-86
10.	77.0	1979-80

Largest Margins of Victory

Mar.	Score	Opponent	Year
(71)	120-49	Purchase	86-87
(70)	102-32	Lehman	92-93
(68)	113-45	Purchase	86-87
(63)	105-42	N.J. Tech	77-78
(62)	107-45	N.E. College	00-01
(59)	122-63	Lehman	90-91
(56)	137-81	Livingston	77-78
(54)	117-63	New Paltz	77-78
(54)	108-54	Yeshiva	71-72
(52)	88-36	SUNY Maritime	87-88
(50)	96-46	Pratt	86-87
(50)	113-63	Maritime	75-76
(46)	92-46	Purchase	85-86
(46)	105-59	Queens	79-80
(46)	117-71	Lehman	77-78
(46)	102-56	Pratt	72-73
(44)	94-50	Pratt	85-86
(44)	80-36	Webb	64-65
(41)	97-56	St. Joseph's	82-83



Emeka Smith (11) and Marshall Foskey (55) celebrate Stony Brook's 1990 ECAC Championship

Largest Margins of Defeat

Mar.	Score	Opponent	Year
55	45-100	#4 Auburn	99-00
49	59-108	Wagner	74-75
48	59-107	Maryland	00-01
44	48-92	Queens	61-62
43	53-96	Westchester	60-61
43	59-102	C.W. Post	74-75
41	43-84	St. John's	99-00
41	61-102	Hofstra	80-81
40	49-89	Kings Point	61-62
40	63-103	Buffalo	72-73
36	45-81	UNC-Charlotte	75-76
35	48-83	UW-Milwaukee	99-00
35	78-113	William Paterson	90-91
31	56-87	TX A&M-CC	99-00
31	48-79	Wichita State	99-00
30	62-92	St. John's	00-01
30	56-86	UT-Arlington	99-00
29	45-74	#19 Utah	99-00
29	65-94	Cleveland St.	98-99
29	52-91	Marshall	99-00

3-point season record kept since 1986-87
 Rebounds missing 71-72, 72-73
 Assists missing 84-84, 71-72, 72-73, 73-74, 74-74, 69-70
 Steals missing 69-70 to 80-81, 82-83 and 84-85
 Blocked shots missing 69-70 to 78-79, 82-83,84-85



Stony Brook Record Book

Most Points Game

1. 50 Art King vs. Pratt (2-24-73)
2. 49 Emeka Smith vs. Lehman (12-7-91)
3. 45 Bill Myrick vs. Univ. of Maine (12-12-70)
4. 44 Emeka Smith vs. Tufts (11-24-91)
5. 40 Keith Martin vs. USMMA (11-23-82)
6. 38 Mel Walker vs. Binghamton (79-80 season)
7. 36 D.J. Munir vs. Sacred Heart (11-19-01)
Tom Blumbergs vs. N.J. State (3-9-88)
8. 35 D.J. Munir vs. Boston Univ. (2-11-03)
Emeka Smith vs. Hunter (2-4-91)
Emeka Smith vs. Maine Machias (1-5-92)
Leon Brisport vs. Columbia (12-9-00)
Cori Spencer vs. Boston Univ. (2-11-03)
Pedro Morales vs. Adelphi (80-81)
Keith Martin vs. USMMA (2-23-83)
Charlie Bryant vs. Kings Point (2-25-87)
Charlie Bryant vs. Nazareth (3-6-87)
Tom Blumbergs vs. John Jay (12-3-87)
9. 33 Emeka Smith vs. Upsala (1-20-90)
Emeka Smith vs. Old Westbury (12-4-89)
Emeka Smith vs. Clarkson (1-7-91)
Emeka Smith vs. Carnegie Mellon (1-18-92)
Carl Keith vs. Oswego (12-10-77)
Mel Walker vs. Jersey City State (79-80)
Pedro Morales vs. CCNY (80-81)
Keith Martin vs. CCNY (12-1-82)
Keith Martin vs. Wm. Peterson (12-18-82)
Charlie Bryant vs. Cabrini (12-5-86)
10. 32 Emeka Smith vs. Staten Island (12-14-91)
Ron Duckett vs. Staten Island (3-2-94)
Michael Savane vs. Wilkes (11-21-93)
Keith Martin vs. Hofstra (12-2-82)
Charlie Bryant vs. Ithaca (3-7-87)
11. 31 D.J. Munir vs. Columbia (12-20-03)
D.J. Munir vs. Albany (2-18-04)
D.J. Munir vs. Binghamton (2-26-03)
Emeka Smith vs. Elmira (1-4-90)
Wayne Wright vs. Upsala (78-79)
Earl Keith vs. St. Thomas Aquinas (12-15-77)
Keith Martin vs. C.W. Post (11-25-81)
Keith Martin vs. Hofstra (1-30-82)
Keith Martin vs. Gallaudet (2-5-82)
Frank Prantil vs. York (1-28-87)
Scott Walker vs. SUNY Purchase (2-6-87)
Charlie Bryant vs. Manhattanville (2-21-87)
Tom Blumbergs vs. Manhattanville (3-5-88)
12. 30 Rich Malave vs. Queens (80-81)
Keith Martin vs. Shepard (1-16-82)
Keith Martin vs. New Paltz (2-20-83)
Charlie Bryant vs. Lehman (2-9-87)
Tom Blumbergs vs. Old Westbury (2-3-88)
Emeka Smith vs. St. Joseph's (2-7-90)
Emeka Smith vs. M.I.T. (11-16-90)
Emeka Smith vs. St. Vincent (1-27-92)
Leon Brisport vs. Binghamton (1-13-01)

D.J. Munir vs. Albany (2-14-03)**Multiple 30-Point Scoring Games**

1. 13 Emeka Smith (1989-93)
2. 10 Keith Martin (1979-83)
3. 6 Charlie Bryant (1985-87)
D.J. Munir (2000-04)

5. 4 Tom Blumbergs (1986-88)

Most Points, Season (500 or more)

1. 645 Emeka Smith (1991-92)
2. 622 Emeka Smith (1989-90)
3. 591 Charlie Bryant (1986-87)
4. 584 Keith Martin (1982-83)
5. 576 Tom Blumbergs (1987-88)
6. 569 Keith Martin (1981-82)
7. 548 Emeka Smith (1990-91)
8. 524 Bill Pallone (1988-89)
9. 523 Eark Keith (1977-78)
10. 511 Art King (1971-72)
11. 511 Mel Walker (1979-80)

Most Points, Career (1,000 or more)

1. 1978 Emeka Smith (1989-93)
2. 1793 Earl Keith (1974-79)
3. 1733 Keith Martin (1979-83)
4. 1590 D.J. Munir (2000-04)
5. 1551 Ron Duckett (1992-96)
6. 1477 Wayne Wright (1975-79)
7. 1372 Larry Tillery (1975-79)
8. 1226 Mel Walker (1976-80)
9. 1175 Ricky Wardally (1989-93)
10. 1157 Steve Hayn (1988-91)
11. 1156 Yves Simon (1987-91)
12. 1131 Scott Walker (1984-88)
1131 Frank Prantil (1983-87)
14. 1100 Dave Burda (1983-86)
15. 1031 Greg Angrum (1980-84)
16. 1006 Joe Grandolfo (1977-81)
17. 1002 Larry Gibson (1994-98)
18. 1002 Bill Myrick (1969-72)

Scoring Average, Season (20.0 or more)

1. 23.9 Emeka Smith (1992)
2. 23.4 Keith Martin (1983)
3. 22.8 Keith Martin (1982)
4. 21.9 Charlie Bryant (1987)
5. 21.4 Emeka Smith (1990)
6. 20.6 Tom Blumbergs (1988)
7. 20.3 Emeka Smith (1991)

Scoring Average, Career

1. 21.3 Emeka Smith (1989-93)
2. 21.3 Arthur King (1971-73)
3. 19.1 Earl Keith (1974-79)
4. 18.6 Tom Blumbergs (1986-88)
5. 18.0 Charlie Bryant (1985-87)
6. 17.2 Keith Martin (1979-83)
7. 15.5 Ron Duckett (1992-96)
8. 15.1 Wayne Wright (1975-79)
9. 15.0 D.J. Munir (2000-04)
15.0 Steve Hayn (1988-91)
11. 14.9 Jack Mattice (1960-63)
12. 14.5 Dave Burda (1983-86)

Rebounds, Game (20 or more)

1. 25 Dave Burda vs. New Paltz (2-23-85)
2. 25 Earl Keith vs. Albany (2-22-75)


3. 22 Greg Angrum vs. Purchase (2-22-84)
4. 20 Tom Blumbergs vs. John Jay (1-10-88)

Rebound Per Game (Since Move to Division I)

1. 17 Leon Brisport vs. Albany (1-27-01)
2. 14 Mike Orfini vs. UMBC (1-7-04)
14 Jairus McCollum vs. Sacred Heart (11-23-02)
4. 13 Leon Brisport vs. Columbia (12-9-00)
13 Leon Brisport vs. Maryland-ES (2-13-01)
6. 12 Cori Spencer vs. Vermont (2-11-04)
12 Cori Spencer vs. Lehigh (12-23-02)
12 Jairus McCollum vs. Boston Coll. (12-15-02)
12 Leon Brisport vs. Martime (2-3-01)
12 Leon Brisport vs. Medgar Evers (1-11-01)
12 Leon Brisport vs. New Hampshire (11-29-00)
- 12 Leon Brisport vs. NE College (11-21-00)
13. 11 Mike Popoko vs. Albany (1-21-04)
11 Cori Spencer vs. Dartmouth (11-21-03)
11 Patrick Spitler vs. Hartford (2-15-02)
11 Rob Hartman vs. Columbia (12-9-00)
11 Leon Brisport vs. Maryland (12-6-00)
11 Chris Balliro vs. Columbia (12-8-99)
18. 10 Jairus McCollum vs. Cent. Coll. (1-28-03)
10 J.B. Bennett vs. RI College (12-2-02)
10 J.B. Bennett vs. Vermont (1-24-02)
10 J.B. Bennett vs. Army (12-13-01)
10 J.B. Bennett vs. St. John's (11-17-01)
10 Leon Brisport vs. Binghamton (2-24-01)
10 Leon Brisport vs. Loyola (2-5-01)
10 Leon Brisport vs. Binghamton (1-13-01)
10 Leon Brisport vs. Elon (12-30-00)
10 Chris Balliro vs. Albany (12-2-00)
10 Pablo Porras vs. Army (12-29-99)
10 R. McDermott vs. St. Francis (NY) 11-20-99

Rebounds, Season

1. 413 Mike Kerr (1970)
2. 323 Tom Blumbergs (1988)
3. 317 Greg Angrum (1984)
4. 298 Yves Simon (1990)
5. 247 Leon Brisport (2001)
6. 240 Jon Adderly (1977)



Leon Brisport



Stony Brook Record Book

- 7. 239 Dave Burda (1985)
- 8. 238 Gene Tinnie (1964)
- 9. 236 Keith Martin (1981)
- 236 Ricky Wardally (1992)
- 10. 231 Marshall Foskey (1989)
- 11. 228 Yves Simon (1991)
- 228 Mike Kerr (1969)
- 12. 227 Roger Howard (1971)
- 13. 224 Wayne Wright (1979)
- 14. 221 Dave Burda (1986)
- 15. 218 Yves Simon (1989)
- 16. 214 Steve Hayn (1990)
- 17. 212 Tom Blumbergs (1987)
- 18. 206 Art Baclawski (1970)

Rebounds, Career

- 1. 905 Yves Simon (1987-91)
- 2. 780 Greg Angrum (1980-84)
- 3. 769 Wayne Wright (1975-79)
- 4. 764 Earl Keith (1974-79)
- 5. 678 Ricky Wardally (1989-93)
- 6. 641 Mike Kerr (1968-70)
- 7. 636 Dave Burda (1983-86)
- 8. 606 Keith Martin (1979-83)
- 9. 570 Marshall Foskey (1986-88)
- 10. 535 Tom Blumbergs (1986-88)
- 11. 524 Steve Hayn (1988-91)
- 12. 520 Michel Savane (1991-95)
- 13. 498 Gene Tinnie (1962-65)
- 14. 478 Chris Balliro (1977-01)
- 15. 474 Dwight Johnson (1975-79)
- 16. 443 Ryan McDermott (1996-00)
- 17. 407 Kurt Abrams (1983-87)

Rebounding Average, Season

- 1. 18.3 Gene Tinnie (1964)
- 2. 17.2 Mike Kerr (1970)
- 3. 12.7 Greg Angrum (1984)
- 4. 12.1 Ted Eppenstein (1967)
- 5. 11.7 Gary Mitinas (1963)
- 6. 11.5 Tom Blumbergs (1988)
- 7. 11.1 Earl Keith (1975)
- 8. 10.6 Tom Blumbergs (1987)



Emeka Smith

- 9. 10.5 Gene Tinnie (1965)
- 10. 10.3 Yves Simone (1990)
- 10.3 Gene Tinnie (1963)

Rebounding Average, Career

- 1. 13.4 Mike Kerr (1968-70)
- 2. 13.1 Gene Tinnie (1962-65)
- 3. 11.1 Tom Blumbergs (1986-88)
- 4. 9.6 Ted Eppenstein (1965-68)
- 5. 8.5 Art Baclawski (1969-71)

Assists, Game

- 1. 14 D.J. Munir vs. Northeastern (2-17-02)
- 2. 13 Larry Gibson vs. Molloy (11-27-94)
- 3. 12 Steve Pratta vs. Binghamton (12-1-98)
- 4. 10 Emeka Smith vs. Colby (1-4-92)
- 10 Larry Gibson vs. So. Conn. (12-10-97)
- 10 Larry Gibson vs. NY Tech. (11-18-97)
- 10 D.J. Munir vs. Navy (1-6-01)
- 10 Cori Spencer vs. Albany (1-19-03)

Assists, Season (150 or more)

- 1. 185 Stan Martin (6.61 apg; 1988)
- 2. 164 Mel Walker (6.56 apg; 1979)
- 3. 159 Emeka Smith (5.5 apg; 1990)

Assists, Career (300 or more)

- 1. 433 Mel Walker (4.4 apg; 1977-80)
- 2. 387 Emeka Smith (4.16 apg; 1989-93)
- 3. 372 D.J. Munir (3.51; 2000-04)
- Larry Gibson (3.8 apg; 1994-98)
- 5. 331 Joe Grandolfo (3.1 apg; 1977-81)
- 6. 316 Greg Angrum (3.4 apg; 1980-84)

Steals, Game


- 1. 8 Steve Hayn vs. Cortland (1-6-90)
- 8 Curtis Bunche vs. Swarthmore (11-17-90)
- 8 D.J. Munir vs. Northeastern (2-17-02)
- 2. 7 E. Smith vs. Nazareth (12-1-91)
- 3. 6 Mitchell Beauford (12-23-03)
- 6 Emeka Smith vs. Elmira (1-4-90)
- 6 Yves Simon vs. Elmira (12-2-90)
- 6 C. Bunche vs. Binghamton (1-9-93)
- 6 V. Farmer vs. Wesley (11-20-92)
- 6 P. Porras vs. Dowling (12-4-99)
- 6 L. Jennings vs. Centenary (1-28-03)
- 6 L. Jennings vs. Sacred Heart (11-23-02)

Steals, Season

- 1. 84 Stan Martin (1988)
- 2. 79 Scott Walker (1988)
- 3. 70 Charlie Bryant (1987)
- 70 Curtis Bunche (1991)
- 4. 69 Keith Martin (1982)
- 5. 67 Yves Simon (1990)
- 6. 66 Greg Angrum (1982)
- 7. 63 Emeka Smith (1990)
- 8. 55 Mitchell Beauford (2003-04)

Steals, Career

- 1. 194 Emeka Smith (2.1 spg; 1989-93)
- 2. 158 Scott Walker (1.9 spg; 1985-88)



Ricky Wardally

- 3. 133 Larry Gibson (1.4 spg; 1994-98)
- 4. 131 Kurt Abrams (1.7 spg; 1983-4, 1985-7)
- 131 Ron Duckett (1.3 spg; 1992-96)
- 6. 118 Greg Angrum (2.5 spg; 1981-82, 1983-84)

Blocked Shots, Season

- 1. 52 Michel Savane (1995)
- 2. 48 Tom Blumbergs (1988)
- 3. 47 Greg Angrum (1984)
- 4. 42 Tom Blumbergs (1987)
- 5. 41 Leon Brisport (2001)
- 41 Greg Angrum (1981)
- 6. 40 Michel Savane (1992)

Blocked Shots, Career

- 1. 134 Ricky Wardally (1.3 bpg; 1989-93)
- 2. 131 Michel Savane (1.6 bpg; 1991-95)
- 3. 120 Greg Angrum (1.64 bpg; 1980-82, 1984)
- 4. 98 Ryan McDermott (.98 bpg; 1996-00)
- 5. 90 Tom Blumbergs (1.9 bpg; 1986-88)

FG Percentage, Season (min. 100 att.)

- 1. .722 (164-227) - Earl Keith (1979)
- 2. .709 (229-323) - Earl Keith (1978)
- 3. .671 (112-167) - Bill Anderson (1977)
- 4. .664 (93-140) - Bill Anderson (1978)
- 5. .656 (86-131) - Dwight Johnson (1979)

FG Percentage, Career

- 1. .670 (778-1162) - Earl Keith (1974-79)
- 2. .668 (205-307) - Bill Anderson (1976-78)
- 3. .621 (280-451) - Dwight Johnson (1975-79)
- 4. .620 (31-50) - Danny Murray (1978-80)
- 5. .617 (371-601) - Tom Blumbergs (1986-88)
- 6. .608 (459-755) - Mel Walker (1976-78)
- 7. .598 (635-1061) - Wayne Wright (1975-79)
- 8. .581 (262-451) - Heyward Mitchell (1976-80)
- 9. .571 (76-133) - Ken Austin (1975-77)

Stony Brook Record Book

- 10. .568 (170-299) - Mike Kerr (1969-70)
- 11. .567 (17-30) - Patrick Spitler (2001-02)
- 12. .561 (235-419) - Jon Adderley (1975-78)
- 13. .558 (63-113) - Carl Kaiser (1971-73)
- 14. .541 (193-357) - Gene Tinnie (1962-65)

Field Goals Made, Season

- 1. 244 Keith Martin (1982)
- 244 Keith Martin (1983)
- 3. 241 Charlie Bryant (1987)
- 4. 235 Tom Blumberts (1988)
- 5. 229 Earl Keith (1978)
- 6. 221 Wayne Wright (1979)
- 7. 219 Bill Pallone (1989)
- 8. 215 Earl Keith (1976)
- 9. 199 Dave Burda (1985)
- 199 Mel Walker (1980)
- 11. 195 Scott Walker (1988)
- 12. 191 Emeka Smith (1992)
- 13. 187 Emeka Smith (1990)
- 14. 183 Art King (1972)
- 15. 180 Art King (1973)

Field Goals Made, Career

- 1. 778 Earl Keith (1974-79)
- 2. 737 Keith Martin (1979-83)
- 3. 635 Wayne Wright (1975-79)
- 4. 595 Emeka Smith (1989-93)
- 5. 565 Larry Tillery (1975-79)
- 6. 533 D.J. Munir (2000-04)
- 7. 502 Ron Duckett (1992-96)
- 8. 483 Ricky Wardally (1989-93)
- 9. 469 Dave Burda (1983-87)
- 10. 459 Mel Walker (1976-80)
- 11. 418 Steve Hayn (1988-91)
- 12. 416 Frank Prantil (1983-87)
- 13. 409 Scott Walker (1984-88)=
- 14. 403 Yves Simon (1987-91)
- 15. 378 Joe Grandolfo (1977-81)
- 16. 377 Kurt Abrams (1983-87)

Field Goals Attempted, Season

- 1. 530 Keith Martin (1983)
- 2. 519 Keith Martin (1982)



Brian Hennessy

- 3. 469 Emeka Smith (1992)
- 4. 429 D.J. Munir (2002)
- 5. 425 Emeka Smith (1990)
- 6. 423 Scott Walker (1988)
- 7. 421 Charlie Bryant (1987)
- 8. 412 D.J. Munir (2003-04)
- 9. 411 Bill Myrick (1971)
- 10. 395 Emeka Smith (1991)
- 11. 375 Tom Blumberts (1988)
- 12. 373 Steve Hayn (1990)
- 13. 368 Art King (1972)
- 14. 360 Ricky Wardally (1993)
- 15. 357 Ron Duckett (1995)
- 16. 345 Art Baclawski (1970)

FG Percentage, Game (min. 8 att.)

- 1. .88 (8-9) Charwin Agard vs. Lehman (12-13-90)
- .88 (8-9) B. Mahoney vs. Brooklyn Poly (11-15-97)
- 2. .875 (7-8) Chris Carlson vs. N.J. Tech (3-7-90)
- .875 (7-8) Steve Hayn vs. Potsdam (11-21-89)
- .875 (7-8) Chris Balliro vs. UMass Lowell (1-6-98)
- .875 (14-16) J. Kobryn vs. Northeastern (2-17-02)
- 3. .846 (11-13) Curtis Bunche vs. Hunter (11-27-90)
- 4. .833 (10-12) Ricky Wardally vs. N.J. Tech (2-13-92)
- 5. .818 (9-11) R. Wardally vs. Manhattanville (2-6-92)
- 6. .800 (8-10) V. Farmer vs. Staten Island (12-2-89)
- .800 (8-10) Yves Simon vs. CSI (12-15-90)
- .800 (8-10) Josh Little vs. Connecticut (12-28-00)
- .800 (8-10) JonPaul Kobryn vs. Vermont (1-2-02)

FG Percentage, Season (min. 100 att.)

- 1. .722 (164-227) Earl Keith (1979)
- 2. .709 (229-323) Earl Keith (1978)
- 3. .671 (112-167) Bill Anderson (1977)
- 4. .664 (93-140) Bill Anderson (1978)
- 5. .656 (86-131) Dwight Johnson (1979)

FG Percentage, Career

- 1. .670 (778-1162) Earl Keith (1974-79)
- 2. .668 (205-307) Bill Anderson (1976-78)
- 3. .621 (280-451) Dwight Johnson (1975-79)
- 4. .620 (31-50) Danny Murray (1978-80)
- 5. .617 (371-601) Tom Blumbergs (1986-88)
- 6. .608 (459-755) Mel Walker (1976-78)
- 7. .598 (635-1061) Wayne Wright (1975-79)
- 8. .581 (262-451) Heyward Mitchell (1976-80)
- 9. .571 (76-133) Ken Austin (1975-77)
- 10. .568 (170-299) Mike Kerr (1969-70)
- 11. .567 (17-30) Patrick Spitler (2001-02)
- 12. .561 (235-419) Jon Adderley (1975-78)
- 13. .558 (63-113) Carl Kaiser (1971-73)
- 14. .541 (193-357) Gene Tinnie (1962-65)

Field Goals Attempted, Career

- 1. 1512 Keith Martin (1979-83)
- 2. 1431 Emeka Smith (1989-93)
- 3. 1335 D.J. Munir (2000-04)
- 4. 1181 Ron Duckett (1992-96)
- 5. 1162 Earl Keith (1974-79)
- 6. 1068 Larry Tillery (1975-79)
- 7. 934 Bill Myrick (1969-72)
- 8. 910 Steve Hayn (1988-91)
- 9. 904 Frank Prantil (1983-87)
- 10. 876 Chris Balliro (1997-01)
- 11. 872 Dave Burda (1983-86)
- 12. 854 Yves Simon (1987-91)
- 13. 820 Larry Gibson (1994-98)
- 14. 815 Josh Little (1997-01)
- 15. 808 Greg Angrum (1980-84)
- 16. 803 Kurt Abrams (1983-87)

3-Point Field Goals Made, Season

- 1. 77 Brian Hennessy (1997)
- 2. 72 Josh Little (1998)
- 3. 66 Mike Francis (1992)
- 4. 61 Josh Little (2001)
- 5. 58 Brian Hennessy (1995)
- 6. 57 Emeka Smith (1992)
- 7. 56 D.J. Munir (2003-04)
- 8. 55 Emeka Smith (1991)
- 9. 54 Emeka Smith (1990)
- 54 D.J. Munir (2002)
- 11. 51 Josh Little (2000)

3-Point Field Goals Made, Career

- 1. 221 Josh Little (1997-01)
- 2. 185 Emeka Smith (1989-93)
- 3. 179 D.J. Munir (2000-04)
- 4. 143 Brian Hennessy (1993-95, 1997)
- 5. 137 Chris Balliro (1997-01)
- 6. 123 D.J. Munir (2000-present)
- 7. 118 Ron Duckett (1992-96)
- 8. 88 Larry Gibson (1994-98)
- 9. 83 Mike Francis (1990-92)



Steve Hayn



Stony Brook Record Book

10. 76 Steve Pratta (1998-00)
11. 62 Gary Comer (1992-96)

3-Point Field Goals Attempted, Season

1. 185 Mike Francis (1992)
2. 184 Brian Hennessy (1997)
3. 173 D.J. Munir (2003-04)
173 Josh Little (1998)
5. 172 Brian Hennessy (1995)
6. 162 Emeka Smith (1992)
7. 159 D.J. Munir (2002)
8. 149 Josh Little (2001)
9. 146 Emeka Smith (1991)
10. 144 Josh Little (2000)
11. 133 Emeka Smith (1990)
12. 127 Steve Pratta (2000)
13. 124 Josh Little (1999)
14. 118 Chris Balliro (1999)
15. 116 Billy Turnage (1994)

3-Point Field Goals Attempted, Career

1. 590 Josh Little (1997-01)
2. 533 D.J. Munir (2000-04)
3. 497 Emeka Smith (1989-93)
4. 420 Chris Balliro (1997-01)
5. 378 Brian Hennessy (1993-95, 1997)
6. 360 D.J. Munir (2000-present)
7. 329 Ron Duckett (1992-96)
8. 271 Larry Gibson (1994-98)
9. 240 Steve Pratta (1998-00)
10. 233 Mike Francis (1990-92)
11. 210 Ron Hartman (1997, 1998-01)
12. 182 Gary Comer (1992-96)

FT Percentage, Game (min. 10 att.)

- 1.1.000 (19-19), E.Smith vs. Skidmore (1-21-92)
1.000 (13-13), E. Smith vs. M.I.T. (11-16-90)
1.000 (13-13), D.J. Munir vs. Boston Univ. (2-11-03)
1.000 (12-12), R.Duckett vs. Dowling (12-18-94)
1.000 (11-11), L.Brisport vs. Albany (1-27-01)
1.000 (10-10), E. Smith vs. Manhattanville (2-10-90)
1.000 (10-10), E. Smith vs. Manhattanville (2-6-91)
1.000 (10-10), D. Munir vs. Bing. (11-24-01)
9. .933 (14-15), E. Smith vs. Old Westbury (12-5-91)
10. .929 (13-14), E. Smith vs. Clarkson (1-7-91)
.929 (13-14), L. Gibson vs. New Haven (1-24-98)
.929 (13-14), L. vs. South Hampton (2-5-96)
13. .923 (12-13), E. Smith vs. Kings Point (1-29-92)
.923 (12-13), E. Smith vs. Staten Island (12-14-91)
15. .920 (23-25), E. Smith vs. Lehman (12-7-91)

FT Percentage, Season (min. 50 att.)

1. .902 (46-51), Emeka Smith (1993)
2. .869 (106-122), D.J. Munir (2002)
3. .862 (206-239), Emeka Smith (1992)

4. .860 (111-129), Mel Walker (1978)
5. .859 (85-99), Ron Schmeltzer (1977)
6. .849 (157-185), Emeka Smith (1991)
7. .841 (53-63), Larry Tillery (1979)

FT Percentage, Career

1. .847 (111-131), Brian Hennessy (1993-97)
.847 (172-203), D.J. Munir (2000-02)
3. .846 (603-713), Emeka Smith (1989-93)
4. .837 (345-412), D.J. Munir (2003-04)
5. .836 (61-73), Mike Francis (1990-92)
6. .832 (308-370), Mel Walker (1976-80)
7. .791 (53-67), Tom Duranti (1977-79)
8. .789 (123-156), Rick Malave (1979-81)
9. .782 (298-381), Larry Gibson (1994-98)
10. .772 (271-351), Ron Schmeltzer (1973-77)
11. .769 (264-343), Frank Prantil (1983-87)
12. .766 (429-560), Ron Duckett (1992-96)
13. .766 (294-384), Scott Walker (1984-88)

Free Throws Made, Season

1. 206 Emeka Smith (1992)
2. 194 Emeka Smith (1990)
3. 158 Leon Brisport (2001)
4. 157 Emeka Smith (1991)
5. 147 Greg Angrum (1984)
6. 145 Ron Duckett (1995)
145 Art King (1972)
8. 135 Mike Kerr (1970)
9. 132 Steve Hayn (1990)
10. 128 Art King (1972)
11. 117 Scott Walker (1988)
12. 116 Bill Myrick (1971)
13. 113 Mel Walker (1980)
14. 111 Mel Walker (1978)
15. 108 Steve Hayn (1989)
108 Yves Simon (1989)

Free Throws Made, Career

1. 603 Emeka Smith (1989-93)
2. 429 Ron Duckett (1992-96)
3. 345 D.J. Munir (2000-04)
4. 321 Greg Angrum (1980-84)
5. 320 Steve Hayn (1988-91)
6. 313 Yves Simon (1987-91)
7. 308 Mel Walker (1976-80)
8. 298 Larry Gibson (1994-98)
9. 294 Scott Walker (1984-88)
10. 273 Art King (1971-73)
11. 271 Ron Schmeltzer (1973-77)
12. 264 Frank Prantil (1983-87)
13. 259 Keith Martin (1979-83)
14. 250 Joe Grandolfo (1977-81)
250 Bill Myrick (1969-72)
16. 242 Larry Tillery (1975-79)

Free Throws Attempted, Season

1. 239 Emeka Smith (1992)
2. 238 Emeka Smith (1990)
3. 226 Greg Angrum (1984)
4. 221 Art King (1972)
5. 206 Leon Brisport (2001)
6. 198 Mike Kerr (1970)

7. 191 Tom Blumbergs (1988)
8. 185 Emeka Smith (1991)
9. 181 Bill Myrick (1971)
10. 178 Ron Duckett (1995)
11. 175 Steve Hayn (1990)
12. 152 Pedro Morales (1981)
13. 151 Charlie Bryant (1987)
14. 149 Scott Walker (1988)
15. 148 Steve Hayn (1989)

Free Throws Attempted, Career

1. 713 Emeka Smith (1989-93)
2. 560 Ron Duckett (1992-96)
3. 541 Greg Angrum (1980-84)
4. 431 Steve Hayn (1988-91)
5. 412 D.J. Munir (2000-04)
6. 394 Art King (1971-73)
7. 384 Scott Walker (1984-88)
8. 381 Larry Gibson (1994-98)
9. 375 Earl Keith (1974-79)
10. 370 Mel Walker (1976-80)
11. 367 Bill Myrick (1969-72)
12. 361 Keith Martin (1979-83)
13. 351 Ron Schmeltzer (1973-77)
14. 343 Frank Prantil (1983-87)
15. 342 Ricky Wardally (1989-93)
16. 326 Joe Grandolfo (1977-81)



Player Profiles

ANNUAL LEADERS

Scoring

Year	Leader	Points	Avg
2003-04	D.J. Munir	460	15.0
2002-03	D.J. Munir	347	17.4
2001-02	D.J. Munir	482	17.2
2000-01	Leon Brisport	466	16.6
1999-00	Steve Pratta	308	10.6
1998-99	Achilleas Klepkos	308	11.4
1997-98	Gibson/Little	291, 280	11.2
1996-97	Brian Hennessy	396	15.2
1995-96	Ron Duckett	383	17.4
1994-95	Ron Duckett	477	18.3
1993-94	Ron Duckett	363	15.1
1992-93	Ricky Wardally	364	14.6
1991-92	Emeka Smith	645	23.9
1990-91	Emeka Smith	548	20.3
1989-90	Emeka Smith	622	21.4
1988-89	Steve Hayn	397	18.9
1987-88	Tom Blumbergs	576	20.6
1986-87	Charlie Bryant	591	18.9
1985-86	Tony Briscoe	340	12.6
1984-85	Dave Burda	459	17.7
1983-84	Greg Angrum	411	16.4
1982-83	K. Martin	584	23.4
1981-82	K. Martin	569	22.8
1980-81	Joe Grandolfo	433	16.6
1979-80	Mel Walker	511	18.2
1978-79	Wayne Wright	488	18.0
1977-78	Earl Keith	523	18.0
1976-77	Wayne Wright		16.8
1975-76	Earl Keith		21.6
1974-75	Earl Keith		21.7
1973-74	Dave Stein		17.1
1972-73	Art King		23.2
1971-72	Art King		19.7
1970-71	Billy Myrick		17.8
1969-70	Mike Kerr		19.8

Annual Leaders - 3-point Field Goals

Year	Player	Total-PG
2003-04	D.J. Munir	56-1.9
2002-03	D.J. Munir	38-1.9
2001-02	D.J. Munir	54-1.9
2000-01	Josh Little	61-2.2
1999-00	Josh Little	51-1.8
1998-99	Chris Balliro	38-1.4
1997-98	Josh Little	72-2.9
1996-97	Brian Hennessy	77-3.0
1995-96	Ron Duckett	39-1.8
1994-95	Brian Hennessy	58-2.2
1993-94	Billy Turnage	38-1.6
1992-93	the highest PG is .8	
1991-92	Mike Francis	66-2.8
1990-91	Emeka Smith	55-2.0
1989-90	Emeka Smith	54-1.9
1988-89	N/A	
1987-88	Stan Martin	35-1.3
1986-87	Frank Prantil	21-.77



Josh Little

Rebounding

Year	Leader	Rebs.	Avg
2003-04	Mike Popoko	156	5.2
2002-03	Cori Spencer	122	5.8
2001-02	J.B. Bennett	132	4.7
2000-01	Leon Brisport	247	8.8
1999-00	Chris Balliro	96	3.6
1998-99	Achilleas Klepkos	174	6.4
1997-98	Ryan McDermott	166	6.4
1996-97	Neil Edwards	75	5.0
1995-96	Orlando Reid	108	7.2
1994-95	Robert Young	181	7.0
1993-94	Michel Savane	154	8.6
1992-93	Ricky Wardally	186	7.4
1991-92	Ricky Wardally	236	8.7
1990-91	Yves Simon	228	8.4
1989-90	Yves Simon	298	10.3
1988-89	Marshall Foskey		8.6
1987-88	Tom Blumbergs	323	11.5
1986-87	Tom Blumbergs	212	10.6
1985-86	Dave Burda	221	8.2
1984-85	Dave Burda	239	9.2
1983-84	Greg Angrum	317	12.7
1982-83	Greg Angrum	140	6.6
1981-82	Greg Angrum	186	8.5
1980-81	K. Martin	236	9.1
1979-80	Heyward Mitchell	172	6.2
1978-79	Wayne Wright	224	8.3
1977-78	Earl Keith	198	6.8
1976-77	Jon Adderley		10.0
1975-76	Earl Keith		8.8
1974-75	Earl Keith		11.1
1973-74	Dave Stein		9.9
1972-73	Art King		
1971-72	Art King		
1970-71	Roger Howard		9.1
1969-70	Mike Kerr		17.2

Annual Leaders - 3-point FG %

Year	Player	% (3FG-FGA)
2003-04	Hendrik Feist	.405 (15-37)
2002-03	D.J. Munir	.358 (38-106)
2001-02	D.J. Munir	.340 (54-159)
2000-01	Josh Little	.403 (61-149)
1999-00	Josh Little	.354 (51-144)
1998-99	Chris Balliro	.322 (38-118)
1997-98	Josh Little	.416 (72-173)
1996-97	Brian Hennessy	.418 (77-184)
1995-96	Ron Duckett	.453 (39-86)
1994-95	Brian Hennessy	.337 (58-172)
1993-94	Billy Turnage	.328 (38-116)
1992-93	N/A	
1991-92	Mike Francis	.357 (66-185)
1990-91	Emeka Smith	.377 (55-146)
1989-90	Emeka Smith	.406 (54-133)
1988-89	N/A	
1987-88	Stan Martin	.479 (35-73)
1986-87	Frank Prantil	.356 (21-59)



Chris Balliro

Field Goal Percentage

Year	Leader	FG Pct.
2003-04	Cori Spencer	.523
2002-03	Cori Spencer	.537
2001-02	Jon Paul Kobryn	.562
2000-01	Leon Brisport	.569
1999-00	Pablo Porras	.427
1998-99	Achilleas Klepkos	.469
1997-98	Bobby Mahoney	.488
1996-97	Ryan McDermott	.461
1995-96	Ron Duckett	.464
1994-95	Marc Blot	.575
1993-94	Michel Savane	.491
1992-93	Vernard Williams	.474
1991-92	Ricky Wardally	.492
1990-91	Charwin Agard	.526
1989-90	Yves Simon	.498
1988-89		
1987-88	Tom Blumbergs	.627
1986-87	Tom Blumbergs	.602
1985-86	Tony Briscoe	.511
1984-85	Dave Burda	.578
1983-84	Frank Prantil	.512
1982-83	Dave Dikman	.513
1981-82	Craig Fluker	.504
1980-81	K. Martin	.550
1979-80	Mel Walker	.625
1978-79	Dwight Johnson	.656
1977-78	Earl Keith	.709

Assists

Year	Player	Total-APG
2003-04	D.J. Munir	88-2.9
2002-03	Bobby Santiago	98-3.6
2001-02	D.J. Munir	119-4.3
2000-01	D.J. Munir	112-4.0
1999-00	Steve Pratta	108-3.7
1998-99	Steve Pratta	102-3.8
1997-98	Larry Gibson	125-4.8
1996-97	Larry Gibson	96-3.7
1995-96	Lionel Saunders	98-3.8
1994-95	Larry Gibson	74-3.5
1993-94	Billy Turnage	70-2.9
1992-93	Joe Kirch	56-2.5
1991-92	Emeka Smith	109-4.0
1990-91	Emeka Smith	93-3.4
1989-90	Emeka Smith	159-5.5
1988-89	N/A	
1987-88	Stan Martin	185-6.6
1986-87	Charlie Bryant	124-4.6
1985-86	Kurt Abrams	63-2.3
1984-85	N/A	
1983-84	Frank Prantil	40-1.9
1982-83	Greg Angrum	79-3.8
1981-82	Angrum/K. Walker	94-4.3, 94-3.8
1980-81	Joe Grandolfo	114-4.4
1979-80	Mel Walker	140-5.0
1978-79	Mel Walker	164-6.6
1977-78	Mel Walker	129-4.3



Stony Brook Coaching History

Division III Era

Dan Farrell (1960-64)
12-29 493

First basketball coach at Stony Brook. Led team to first win, February 3, 1962.

Herb Brown (1964-69)
30-70 300

Former assistant coach with the Indiana Pacers when his brother Larry was the head coach. Coached professionally in the NBA with the Detroit Pistons and in the CBA.



Rollie Massimino 1969-71
33-16 673

Famed coach who led Villanova to the 1985 NCAA Championship. Currently coaching at Cleveland State after a brief stint at UNLV. Led SB to its first-ever post season. Member of SBU's Athletic Hall of Fame.



Don Covaleski 1971-74
38-31 535

Stony Brook head coach for three seasons. Brought team into the deep south during the 1971-72 season.



Ron Bash 1974-78
65-43 602

Brought Stony Brook to the NCAA Division III Final Four in 1978. Team won a record 27 games in the 1977-78 season. Team was ranked number one in the country during his stint. After SB, led Longwood (VA) to the Final Four.



Dick Kendall 1978-84
92-65 586

Coached SB to best-ever record (24-3) .889 winning percentage in 1978-79. Brought team to two NCAA tournaments (1979, 1980) and one ECAC tournament (1981).



Joe Castiglie 1984-91
135-55 714

Most successful head coach in Stony Brook history. First to win 100 games as a basketball coach. Produced four 20-win seasons. Led SB to postseason every year, two NCAA and five ECAC. Won ECAC Championship in 1990.



Joe Castiglie is the winningest coach in Stony Brook men's basketball history (135-55 - .714)

Division III - Division II Era



Bernard Tomlin 1991-99
101-109 481

Named 1997-98 NECC Coach of the Year. Previous head coach at Adelphi and William Paterson. Coached professionally in the SBL with the Long Island Surf. Drafted by the NBA's New Orleans Jazz in 1976. Led Seawolves into Division II competition in 1995.

Division I Era



Nick Macarchuk 1999-52-91 372

Stony Brook's first coach of the Division I era. Took over in June of 1999. First Seawolves win came against Columbia on Wednesday, December 8, 1999. Guided Seawolves to 17-win season in 2000-01 and has had two players named to NIT/Metropolitan Basketball Writers All-Star Teams in his five years.



Head coach Nick Macarchuk discusses strategy with his troops before Stony Brook's first-ever Division I game in November of 1999. Stony Brook faced St. Francis (NY) in the opening round of the Binghamton HoopFest in Binghamton, N.Y. at the Broome County Arena (pictured below).



The Patriot was Stony Brook's nickname and logo from 1966-1994



Stony Brook adopted the Seawolves moniker in 1994




Stony Brook Record Book

Team Season Records

Games: 30, 1977-78, 2000-04
Wins: 27, 1977-78
Losses: 22, 1968-69, 1974-75
Win Pct: .889, 1978-79
Win Streak: 23, 1978-79
Home Win Streak: 28, 1977-79
Home Att.: (Pritchard) ... 2,900 N.Y.Tech, 78-79
Home Att. (ISC) ... 4,103 St. John's 99-00

FIELD GOALS MADE
1033 1977-78
FIELD GOALS ATTEMPTED
2049 1989-90
FIELD GOAL PERCENTAGE
.600 1977-78 (#1 in nation)
THREE-POINT FIELD GOALS
182 1999-00
THREE-POINT FIELD GOALS ATTEMPTED
552 1998-99
THREE-POINT FIELD GOAL PCT.
408 1987-88
FREE THROWS MADE
584 1989-90
FREE THROWS ATTEMPTED
861 1989-90
FREE THROW PERCENTAGE
.750 1991-92
POINTS SCORED
2598 1977-78
POINTS PER GAME AVERAGE
87.0 1990-91
SCORING MARGIN
17.9 1977-78
REBOUNDS
1452 1989-90
REBOUNDS PER GAME
50.1 1989-90
ASSISTS
613 1977-78
ASSISTS PER GAME
20.6 1976-77
STEALS
311 1985-86
TURNOVERS
515 1988-89
BLOCKS
109 1991-92



Michel Savane

GAMES PLAYED

Season: 30 Mel Walker, Larry Tillery (77-78)
Career: 113 Yves Simon

POINTS

Game: 50 Arthur King (Pratt, 2/24/73)
Season: 645 Emeka Smith (91-92)
Career: 1978 Emeka Smith (89-93)

POINTS PER GAME (MIN 200 PTS)

Season: 23.9 Emeka Smith (91-92)
Career: 21.3 Emeka Smith (89-93)

REBOUNDS

Game: 25 Arthur King (71-72)
Season: 413 Mike Kerr (69-70)
Career: 905 Yves Simon (87-91)

REBOUNDS PER GAME (MIN 100 REB)

Season: 17.3 Mike Kerr (69-70)
Career: 13.4 Mike Kerr (68-70)

ASSISTS

Game: 15 Mel Walker (1979)
Season: 185 Stan Martin (87-88)
Career: 451 Mel Walker (76-80)

ASSISTS PER GAME (MIN 100 ASST)

Season: 6.6 Stan Martin (87-88)
Career: 6.1 Stan Martin (86-88)

FIELD GOALS MADE

Game: 22 Arthur King (Pratt, 2/24/73)
Season: 244 Keith Martin (81-82 & 82-83)
Career: 778 Earl Keith (74-79)

FIELD GOALS ATTEMPTED

Season: 530 Keith Martin (82-83)
Career: 1512 Keith Martin (79-83)

FIELD GOAL PERCENTAGE (MIN 100 ATT)

Season: .722 Earl Keith (78-79) 2nd in nation
Career: .669 Earl Keith (74-79) 3rd best ever

MINUTES PLAYED * SINCE 87-88

Season: 1048 Emeka Smith (89-90)
Career: 3343 Emeka Smith (89-93)

FREE THROWS MADE

Game: 23 Emeka Smith (Lehman 12/7/91)
Season: 206 Emeka Smith (91-92)
Career: 603 Emeka Smith (89-93)

FREE THROWS ATTEMPTED

Game: 25 Leon Brisport (Columbia 12/9/00), Emeka Smith (Lehman 12/7/91)
Season: 239 Emeka Smith (91-92)
Career: 713 Emeka Smith (89-93)

FREE THROW PERCENTAGE (MIN 100 ATT)

Season: .862 Emeka Smith (91-92)
Career: .846 Emeka Smith (89-93)

BLOCKED SHOTS

Game: 8 Michel Savane (York 2/15/95)
Season: 48 Tom Blumbergs (87-88)
Career: 134 Ricky Wardally (89-93)

STEALS

Season: 84 Stan Martin (87-88)
Career: 195 Yves Simon (87-91)

THREE-POINT FIELD GOALS

Game: 8 Mike Francis (M'ville, 2/22/92)
Brian Hennessy (So. Conn., 2/24/97)
Josh Little (Bridgeport, 1/21/98)
Season: 77 Brian Hennessy (1996-97)
Career: 221 Josh Little (1997-01)

THREE-POINT FIELD GOALS ATTEMPTED

Game: 15 Mike Francis, several occasions
Brian Hennessy (Southampton, 2/6/95)
Josh Little (Bridgeport, 1/21/98)
Season: 185 Mike Francis (91-92)
Career: 590 Josh Little (1997-01)

NCAA D-III Playoff Records

MOST POINTS, GAME: 27 Earl Keith vs. Brandeis, 1978
MOST REBOUNDS, GAME: 12 Dwight Johnson vs. Potsdam, 1977
MOST POINTS CAREER: 107 Earl Keith, 107
MOST GAMES CAREER: 9 Larry Tillery

America East Playoff Records

MOST POINTS, GAME: 21 D.J. Munir vs. Vermont, 2002
MOST REBOUNDS, GAME: 8 Mike Orfini vs. Maine, 2004
Most Field Goals: Game 8 D.J. Munir vs. Vermont, 2002
Most 3-Pointers, Game 3 Bobby Santiago vs. UMBC, 2004
Most Free Throws, Game 7 Mike Popoko vs. UMBC, 2004
Most Assists, Game 4 D.J. Munir vs. Vermont, 2002
Most Steals, Game 3 D.J. Munir, Mike Popoko vs. UMBC, 2004
MOST POINTS CAREER: 73 D.J. Munir
MOST GAMES CAREER: 5 several players

America East Playoff History

America East Tournament
2001-02
AE Quarterfinals
Stony Brook (8) vs. Vermont (1) ...L, 59-74
2002-03
AE Quarterfinals
Stony Brook (6) vs. Hartford (23) .L, 47-59
2003-04
AE First Round
Stony Brook (8) vs. UMBC (9)W, 65-59
AE Quarterfinals
Stony Brook (8) vs. BU (1)W, 62-58
AE Semifinals
Stony Brook (8) vs. Maine (4)L, 54-78



Stony Brook Record Book

Seawolves In The Pros



Chris Balliro
at Stony Brook
(1997-00)

Pro Team:
Fabriano Leveretts
Fabriano, Italy



Steve Pratta
at Stony Brook
(1999-00)

Pro Team:
Birmingham Bul-
lets
Birmingham,
England



Leon Brisport
at Stony Brook
(2001-02)

Pro Team:
Currently playing
in Europe



Joakim Eriksson
at Stony Brook
(1999-02)

Pro Team:
Jamtland - Sweden

NY Metropolitan
Basketball Writers
Association All-Stars

Second Team

2000-01 Leon Brisport, C

Third Team

2001-02 D.J. Munir, G
2003-04 D.J. Munir, G


Independent Honors

First Team

2000-01 Leon Brisport, C

Coach of the Year

2000-01 Nick Macarchuk



D.J. Munir
- 3rd team
All-Star
NIT/Metropoli-
tan Basketball
Writers Dinner
- 2002

America East

Second Team

2001-02 D.J. Munir, G
2002-03 D.J. Munir, G
2003-04 D.J. Munir, G

All-Rookie

2003-04 Mike Popoko, F



America East
Weekly Award Winners

Rookie of the Week

11/25/02 Bobby Santiago, G
12/9/02 Bobby Santiago, G
11/24/03 Mitchell Beauford, G
12/29/03 Mitchell Beauford, G
1/26/04 Mike Popoko, F
2/23/04 Mitchell Beauford, G
3/1/04 Mitchell Beauford, G

Player of the Week

12/23/02 D.J. Munir, G
1/27/03 Jairus McCollum, F
12/15/04 D.J. Munir, G

Most Valuable Players

1964-65 Bob Accardi and
Gene Tinnie
1965-66 Billy Stokes
1966-67 Ted Eppenstein
1967-68 Charles Anderson
1968-69 Mark Kirschner
1969-70 Mike Kerr
1970-71 Bill Myrick
1971-72 Arthur King
1972-73 Arthur King
1973-74 Dave Stein
1974-75 Earl Keith
1975-76 Earl Keith
1976-77 Wayne Wright
1977-78 Larry Tillery
1978-79 Wayne Wright
1979-80 Mel Walker
1980-81 Keith Martin
1981-82 Keith Martin
1982-83 Keith Martin
1983-84 Greg Angrum
1984-85 Dave Burda
1985-86 Ronald Bryant
1986-87 Ronald Bryant
1987-88 Tom Blumbergs
1988-89 Bill Pallone
1989-90 Emeka Smith
1990-91 Emeka Smith
1991-92 Emeka Smith
1992-93 Pat Cunningham
1993-94 Ron Duckett
1994-95 Michel Savane
1995-96 Ron Duckett
1996-97 Brian Hennessy
1997-98 Larry Gibson
1998-99 Achilleas Klepkos
1999-00 Steve Pratta
2000-01 Leon Brisport
2001-02 D.J. Munir
2002-03 D.J. Munir
2003-04 D.J. Munir

STONY BROOK BASKETBALL HALL OF FAMERS

Rollie Massimino

Inducted April 27, 1991



- one of the highest winning percentages in school history - .636
- led USB to first-ever postseason appearance
- won NCAA D-I championship at Villanova

Ronald Charlie Bryant

Inducted Oct. 14, 2000



- 791 career points in only two seasons
- 17.9 career scoring average
- led team in scoring, assists and steals in 1986-87
- team MVP in 1985-86 and

Tom Blumbergs

Inducted Oct.14, 2000



- 894 career points and 535 rebounds in two seasons
- 5th all-time blocked shots
- all-time record for blocked shots in one season
- led team in scoring in 1987-88
- team MVP in 1987-88

Yves Simon

Inducted Oct. 18, 2002

- Ranks 10th all-time in scoring
- All-time leader with 905 career rebounds



All-Time Game-by-Game Results

2003-04

10-20 overall, 5-13 America East

Head Coach: Nick Macarчук

Table listing game results for 2003-04 season, including opponents like N21 Dartmouth, N23 Utah, N25 Lehigh, etc.

2002-03 (Div. I)

(13-15 overall, 7-9 America East)

Head Coach: Nick Macarчук

Table listing game results for 2002-03 season, including opponents like N23 Sacred Heart, N26 St. John's, N30 Harvard, etc.

2001-02 (Div. I)

(6-22 overall, 5-11 America East)

Head Coach: Nick Macarчук

Table listing game results for 2001-02 season, including opponents like N17 St. John's, N19 Sacred Heart, N23 Yale, etc.

Table listing game results for 2000-01 (Div. I) season, including opponents like F15 Hartford, F17 Northeastern, F21 Boston U., etc.

2000-01 (Div. I)

17-11

Head Coach: Nick Macarчук

Table listing game results for 2000-01 season, including opponents like N18 St. John's, N21 NE College, N25 Hofstra, etc.

1999-00 (Div. I)

6-23

Head Coach: Nick Macarчук

Table listing game results for 1999-00 season, including opponents like N20 St. Francis#, N21 Marshall#, N23 #26 St. John's, etc.

1998-99 (Div. II)

(11-16 Overall, NECC: 10-8)

Head Coach: Bernard Tomlin

Table listing game results for 1998-99 season, including opponents like N14 Cleveland State, N18 Drake, N28 Wisconsin-Milw., etc.

Table listing game results for 1997-98 (Div. II) season, including opponents like J11 N. Hamp. Coll., J13 Franklin Pierce, J16 Bridgeport, etc.

1997-98 (Div. II)

(13-13, NECC: 10-6)

Head Coach: Bernard Tomlin

Table listing game results for 1997-98 season, including opponents like N10 Brooklyn Poly, N18 New York Tech, N21 Concordia, etc.

1996-97 (Div. II)

(10-16, NECC: 6-12)

Head Coach: Bernard Tomlin

Table listing game results for 1996-97 season, including opponents like Seneca, N19 Daemen, N22 Hofstra, etc.

1995-96 (Div. II)

(9-17, NECC: 6-14)

Head Coach: Bernard Tomlin

Table listing game results for 1995-96 season, including opponents like N25 Scranton, N28 Hofstra, D2 N. Hamp. Coll., etc.

Table listing game results for 1992-93 season, including opponents like D29 Old Westbury, J3 Le Moyne, J10 New Haven, etc.

1992-93

(16-12, Skyline: 6-4)

Head Coach: Bernard Tomlin

Table listing game results for 1992-93 season, including opponents like N20 Wesley, N21 Frostburg St., N30 Lehman, etc.

1994-95

(13-13)

Head Coach: Bernard Tomlin

Table listing game results for 1994-95 season, including opponents like N19 Kean, N22 Mercy, N27 Molloy, etc.

1993-94

(12-12, Skyline: 6-4)

Head Coach: Bernard Tomlin

Table listing game results for 1993-94 season, including opponents like Portugal, N20 Roger Williams, N21 Wilkes, etc.

1990-91

(23-4, Skyline: 9-1)

Head Coach: Joe Castiglione

Table listing game results for 1990-91 season, including opponents like N16 M.I.T., N17 Swarthmore, N27 Hunter, etc.



All-Time Game-by-Game Results

J25 Nazareth H W 103-77
 J26 Upsala H ot L 82-89
 J30 Kings Point * H W 82-52
 F2 Albany A W 81-76
 F4 Hunter * H W 98-78
 F6 Manhattanville * H W 98-91
 F9 Old Westbury H W 92-63
 F12 Kings Point * A W 69-48
 F14 Mount St. Vincent A W 86-66

F16 Staten Island * H W 85-72
 F20 N.J.I.T. * H W 92-79
 F23 Manhattanville * A L 69-70

NCAA East Regional Second Rd.
 M2 Rochester H L 67-71
 1- Elmira Tournament
 2- Potsdam Tournament

1989-90
 (24-5, Skyline: 4-0)

Head Coach: Joe Castiglione

N17 Utica Tech 1 L 76-77
 N18 Mount St. Mary 1 W 85-67
 N21 Potsdam H L 72-74
 D2 Staten Island * H W 112-77
 D4 Old Westbury A W 79-58
 D7 Lehman A L 72-52
 D11 N.J.I.T. * A W 88-82
 D16 Mount St. Vincent H W 96-74

J4 Elmira H W 75-67
 J6 Cortland St. H W 100-95
 J13 Medgar Evers A W 106-91
 J15 Baruch A W 95-65
 J20 Upsala A W 89-71
 J24 CCNY H W 98-83
 J27 New York Tech A W 76-67
 J29 York H W 88-72
 J31 Old Westbury H W 111-89
 F1 John Jay H W 81-68
 F3 Albany H L 75-85
 F6 St. Joseph's A W 97-74
 F8 Hunter * H W 81-69
 F10 Manhattanville A W 88-76
 F12 William Paterson H ot L 79-81
 F14 Staten Island * A W 80-79
 F17 Oneonta A L 68-82
 F20 Kings Point * H ot W 95-62

ECAC Quarterfinal
 M3 Kean H W 88-84

ECAC Semifinal
 M7 N.J.I.T. H W 85-72

ECAC Championship

1987-88
 (18-10)

Head Coach: Joe Castiglione

N20 Mount St. Mary 1 W 61-40
 N21 New Paltz 1 L 81-91
 D1 St. Joseph's A W 87-84
 D3 John Jay H W 88-78
 D8 Old Westbury A L 67-83
 D10 CCNY H W 62-56
 D12 Medgar Evers A W 90-54
 D29 Staten Island 2 L 76-86
 D30 Widener 2 L 54-64
 J2 New York Univ. A W 67-60
 J5 Western Conn. H L 70-73
 J9 Fredonia St. 3 L 77-87
 J10 John Jay 3 W 88-59
 J13 Baruch A W 83-60
 J21 Lehman A L 62-71
 J24 St. Rose A L 61-87
 F1 William Paterson H W 77-70
 F3 Old Westbury H W 77-60
 F6 Albany H L 66-75
 F8 York H W 76-68
 F11 Hunter H ot W 73-69
 F13 Manhattanville A W 90-87
 F16 Pratt A W 71-46
 F18 Plattsburgh H W 76-56
 F23 Kings Point H W 79-61
 F27 SUNY-Maritime A W 88-36

ECAC Quarterfinal
 M5 Manhattanville H W 92-87

ECAC Semifinal
 M9 Jersey City St. A L 79-82

1- New Paltz Tournament
 2- Staten Island Tournament
 3- Cortland Tournament

1986-87
 (21-6)

Head Coach: Joe Castiglione

N20 John Jay W 59-49
 N21 New York Tech L 67-74
 N25 C.W. Post L 72-84
 D1 CCNY L 56-62
 D4 Binghamton W 67-61
 D5 Staten Island L 66-75
 D9 Dowling W 69-64
 D9 Albany L 58-70
 D12 Manhattanville L 59-63
 J9 Nazareth L 58-78
 J16 Shepherd (WV) L 62-88
 J18 Fairmont St. (WV) L 54-95
 J25 York W 76-63
 J28 Purchase W 94-72
 J30 Hofstra L 59-80
 J30 Manhattanville W 67-71
 F5 Gallaudet W 78-65
 F6 Queens W 63-62
 F10 Baruch L 75-77
 F12 Cortland W 61-60
 F15 Old Westbury W 49-47
 F17 Southampton L 73-96
 F19 New York Tech L 61-79
 F24 Adelphi L 67-90

NCAA First Round
 Potsdam H L 75-93

NCAA Consolation
 St. Lawrence H W 85-70
 1- Longwood, VA Tournament
 2- Central Conn. Tournament

NCAA East Regional First Round
 M11 Brandeis A W 98-84
 M17 Widener 3 L 38-48

NCAA National Semi-Final
 M18Albion 3 L 78-87
 1- Oswego Tournament
 2- Knickerbocker Playoffs at Brooklyn
 3- NCAA Final Four, Rock Island, IL

NCAA Third Place Game

1- Oswego Tournament
 2- Knickerbocker Playoffs at Brooklyn
 3- NCAA Final Four, Rock Island, IL

1976-77
 Head Coach: Ron Bash
 (21-6, Knickerbocker 7-2)

Baruch A W 86-70
 Yeshiva * H W 136-81
 Queens A W 96-78
 Rochester 1 W 83-63
 Binghamton 1 W 84-71

1978-79
 Head Coach: Dick Kendall
 (24-3)

York H W 78-63
 Queens A W 91-84
 Kean A W 97-90
 Ramapo A W 84-74
 Baruch A W 104-92
 Lehman A W 95-90
 Hunter H W 101-80
 St. Thomas Aquinas A W 56-43
 Jersey City St. 1 W 89-88
 Upsala 1 W 102-91
 Nazareth 2 W 69-66
 Brockport 2 W 94-78
 Brooklyn H W 70-66
 Medgar Evers H W 92-71
 Livingston H W 113-89
 Mercy H W 121-85
 Binghamton A W 96-63
 William Paterson H W 95-88
 Southampton A W 73-64
 Manhattanville H W 73-64

N21 Lehman 1 L 61-64
 N22 Clarkson 1 W 66-61
 D3 CCNY A W 76-68
 D5 Cabrini 2 ot L 77-92
 D6 Baruch 2 W 84-56
 D9 Old Westbury H L 55-62
 D13 Purchase H W 113-45
 J3 Staten Island A W 82-77
 J6 New York Univ. H W 88-69
 J7 John Jay A L 87-88
 J10 Buffalo St. 3 W 75-58
 J11 Cortland St. 3 W 75-73
 J17 St. Rose H W 87-70
 J24 Hartwick H W 87-70
 J28 York A W 96-65
 J31 St. Joseph's H W 64-53
 F3 Old Westbury A L 94-76
 F6 Purchase A W 120-49
 F7 Molloy H W 83-60
 F9 Lehman H W 82-62
 F12 Hartwick A L 55-78
 F14 SUNY-Maritime H W 82-64
 F16 Pratt H W 96-46
 F21 Manhattanville H W 120-105
 F25 Kings Point A W 93-63

NCAA East Regional First Round
 M3 Nazareth 4 L 81-93

NCAA East Regional Consolation
 M7 Ithaca 4 W 95-77
 1- Potsdam Tournament
 2- Alfred Tournament
 3- Cortland St. Tournament
 4- Potsdam

1985-86
 (20-8)

Head Coach: Joe Castiglione

Elmira 1 W 84-72
 Binghamton 1 W 81-80
 Hofstra A W 86-75
 Plattsburgh H W 76-71
 Pratt A W 94-50
 Medgar Evers H W 75-71
 Old Westbury H L 63-74
 Purchase A W 92-46
 Staten Island H L 68-74
 Fredonia 2 L 69-85
 Baruch 2 W 96-72
 SUNY-Maritime A W 73-64
 Hartwick H W 66-62
 John Jay H W 83-57
 Hartwick A L 50-81
 Vassar A W 67-60
 New Paltz H W 80-64
 York H W 72-58
 Old Westbury A L 81-94
 St. Joseph's H W 81-32
 Hunter A W 92-80
 CCNY H L 74-77
 New Paltz A W 2-0 ft
 Purchase H W 104-64
 Manhattanville A L 86-97
 Kings Point H W 94-79

ECAC Quarterfinal
 M3 Nazareth 4 L 81-93

NCAA East Regional First Round
 M3 Nazareth 4 L 81-93

NCAA East Regional Consolation
 M7 Ithaca 4 W 95-77

1- Potsdam Tournament
 2- Alfred Tournament
 3- Cortland St. Tournament
 4- Potsdam

1981-82
 Head Coach Dick Kendall
 (10-15)

N20 John Jay W 59-49
 N21 New York Tech L 67-74
 N25 C.W. Post L 72-84
 D1 CCNY L 56-62
 D4 Binghamton W 67-61
 D5 Staten Island L 66-75
 D9 Dowling W 69-64
 D9 Albany L 58-70
 D12 Manhattanville L 59-63
 J9 Nazareth L 58-78
 J16 Shepherd (WV) L 62-88
 J18 Fairmont St. (WV) L 54-95
 J25 York W 76-63
 J28 Purchase W 94-72
 J30 Hofstra L 59-80
 J30 Manhattanville W 67-71
 F5 Gallaudet W 78-65
 F6 Queens W 63-62
 F10 Baruch L 75-77
 F12 Cortland W 61-60
 F15 Old Westbury W 49-47
 F17 Southampton L 73-96
 F19 New York Tech L 61-79
 F24 Adelphi L 67-90

NCAA First Round
 Potsdam H L 75-93

NCAA Consolation
 St. Lawrence H W 85-70
 1- Longwood, VA Tournament
 2- Central Conn. Tournament

NCAA East Regional First Round
 M11 Brandeis A W 98-84
 M17 Widener 3 L 38-48

NCAA National Semi-Final
 M18Albion 3 L 78-87
 1- Oswego Tournament
 2- Knickerbocker Playoffs at Brooklyn
 3- NCAA Final Four, Rock Island, IL

NCAA Third Place Game

1- Oswego Tournament
 2- Knickerbocker Playoffs at Brooklyn
 3- NCAA Final Four, Rock Island, IL

1976-77
 Head Coach: Ron Bash
 (21-6, Knickerbocker 7-2)

Baruch A W 86-70
 Yeshiva * H W 136-81
 Queens A W 96-78
 Rochester 1 W 83-63
 Binghamton 1 W 84-71

1978-79
 Head Coach: Dick Kendall
 (24-3)

York H W 78-63
 Queens A W 91-84
 Kean A W 97-90
 Ramapo A W 84-74
 Baruch A W 104-92
 Lehman A W 95-90
 Hunter H W 101-80
 St. Thomas Aquinas A W 56-43
 Jersey City St. 1 W 89-88
 Upsala 1 W 102-91
 Nazareth 2 W 69-66
 Brockport 2 W 94-78
 Brooklyn H W 70-66
 Medgar Evers H W 92-71
 Livingston H W 113-89
 Mercy H W 121-85
 Binghamton A W 96-63
 William Paterson H W 95-88
 Southampton A W 73-64
 Manhattanville H W 73-64

1980-81
 Head Coach: Dick Kendall
 (16-12)

Leuven (Belgium) EX W 92-59
 UMass-Boston HT W 88-68
 Sacred Heart HT L 76-84
 Queens A W 87-77

1- Potsdam State Tournament

1982-83
 (13-12)
 Head Coach: Dick Kendall

N19 Capital (OH) 1 L 73-93
 N20 Baldwin Wallace 1 L 65-82
 N23 Kings Point H W 77-61
 N26 Brockport H L 56-58
 N27 Staten Island A W 71-64
 N29 Dowling A W 77-76
 D1 CCNY A W 74-71
 D2 Hofstra H L 70-97
 D4 Buffalo A L 64-71
 D10 St. Joseph's H W 97-56
 D18 William Paterson 2 W 66-63
 J17 Potsdam H L 59-75

ECAC Quarterfinal
 Queens H W 89-85

ECAC Semifinal
 Jersey City St. H L 82-102

1- Keene State Tournament
 2- Brooklyn Tournament

1979-80
 Head Coach: Dick Kendall
 (19-8)

Bowie State 1 W 96-70
 Longwood 1 L 53-61
 Queens H W 105-59
 N. Hampshire Coll. 2 L 72-82
 Keene St. 2 W 69-67
 Jersey City St. A L 102-109
 Baruch H W 71-62
 Binghamton H 3ot W 96-92
 Lehman H W 56-51
 Albany HT W 66-64
 New York Tech HT L 99-71
 C.W. Post H W 72-61
 Pratt H W 90-59
 Hunter A W 88-67
 Staten Island H W 93-80
 Mercy A L 105-88
 Kean H W 70-57
 William Paterson A ot L 85-94
 Southampton H W 62-60
 Dowling H L 52-54
 Manhattanville A ot W 75-65
 CCNY H W 73-56
 SUNY-Maritime H W 91-73
 New York Tech A L 61-91
 Adelphi A W 65-64
 Old Westbury H W 74-64

NCAA First Round
 Potsdam H L 75-93



NCAA Consolation
 St. Lawrence H W 85-70
 1- Longwood, VA Tournament
 2- Central Conn. Tournament

NCAA East Regional First Round
 M11 Brandeis A W 98-84
 M17 Widener 3 L 38-48

NCAA National Semi-Final
 M18Albion 3 L 78-87
 1- Oswego Tournament
 2- Knickerbocker Playoffs at Brooklyn
 3- NCAA Final Four, Rock Island, IL

NCAA Third Place Game

1- Oswego Tournament
 2- Knickerbocker Playoffs at Brooklyn
 3- NCAA Final Four, Rock Island, IL



F25 Pace 2 W 92-72
 F26 Mercy 2 W 88-82
NCAA East Regional First Round
 M3 Potsdam H W 68-62
NCAA East Regional Second Round
 M4 St. Lawrence H W 40-34
NCAA Quarterfinal
 M11 Brandeis A W 98-84
NCAA National Semi-Final
 M17 Widener 3 L 38-48
NCAA Third Place Game
 M18Albion 3 L 78-87
 1- Oswego Tournament
 2- Knickerbocker Playoffs at Brooklyn
 3- NCAA Final Four, Rock Island, IL

1976-77
 Head Coach: Ron Bash
 (21-6, Knickerbocker 7-2)

Baruch A W 86-70
 Yeshiva * H W 136-81
 Queens A W 96-78
 Rochester 1 W 83-63
 Binghamton 1 W 84-71

KEY
 H - Home Games
 A - Away Games
 HT - Home Tournament
 1 - 1st Neutral Site
 2 - 2nd Neutral Site, etc.
 * - Conference Game



All-Time Game-by-Game Results

Table of game results from 1950 to 1974, listing opponents and scores.

NCAA First Round East Regional

Oneonta 3 L 65-71
NCAA East Regional Consolation
Ithaca 3 W 74-63

1- Binghamton Tournament
H2- Knick. Playoffs at Stony Brook
3- Albany

1975-76

Head Coach: Dr. Ron Bash
(15-11, Knickerbocker: 7-1)

Table of game results for the 1975-76 season.

1- Binghamton Tournament
2- Long Island Olympic Invitational
3- Knickerbocker Playoffs

1974-75

Head Coach: Ron Bash
(2-22, Knickerbocker: 2-6)

Table of game results for the 1974-75 season.

1- Acadia Delhousie NE Tournament

1973-74

Head Coach: Don Covaleski
(12-10, Knickerbocker: 7-1)

Table of game results from 1972-73 to 1974-75.

1972-73

Head Coach: Don Covaleski
(10-11, Knickerbocker: 6-2)

Table of game results for the 1972-73 season.

1- Long Island Basketball Classic
2- Knickerbocker Playoffs at Pace

1971-72

Head Coach: Don Covaleski



(16-10, Knickerbocker: 7-1)

Table of game results for the 1971-72 season.

Table of game results from 1967-68 to 1971-72.

1970-71

Head Coach: Rollie Massimino
(15-10, Knickerbocker: 7-2)

Table of game results for the 1970-71 season.

1969-70

Head Coach: Rollie Massimino
(18-6, Knickerbocker: 8-0)

Table of game results for the 1969-70 season.

NCAA Small College Tour. 1st Rd.

Buffalo St. 2 L 69-93

NCAA Small College Tour. Cons.

Hartwick 2 L 70-78

1- Potsdam Tournament
2- Buffalo State

1968-69

Head Coach: Herb Brown
(16-9, Knickerbocker: 7-2)

forfeited 13 wins due to use of
two ineligible players, records incomplete

Table of game results for the 1968-69 season.

Table of game results from 1967-68 to 1971-72.

1967-68

Head Coach: Herb Brown
(7-15, Knickerbocker: 3-4)

Table of game results for the 1967-68 season.




Table of game results from 1966-67 to 1971-72.

1966-67

Head Coach: Herb Brown
(9-10)

Table of game results for the 1966-67 season.

1965-66

Head Coach: Herb Brown
(5-14)

Table of game results for the 1965-66 season.

Table of game results from 1964-65 to 1971-72.

1964-65

Head Coach: Herb Brown
(6-9)

Table of game results for the 1964-65 season.

1963-64

Head Coach: Dan Farrell
(6-7)

Table of game results for the 1963-64 season.

1962-63

Head Coach: Dan Farrell
(4-6)

Table of game results for the 1962-63 season.

1961-62

Head Coach: Dan Farrell
(2-8)

Table of game results for the 1961-62 season.

1960-61

Head Coach: Dan Farrell
(0-8)

Table of game results for the 1960-61 season.



All-Time Player Statistics

Name	Year	GP	FG	FGA	FG%	FT	FTA	FT%	REB	AVG	PTS	AVG
A												
Abrams, Kurt	1986-87	27	142	283	.502	54	72	.750	138	5.1	340	12.6
Accardi, Bob	1964-65	15	61	0	.000	28	48	.583	0	0.0	150	10.0
Acopulos, Brad	1986-87	19	30	64	.469	10	22	.455	68	3.6	70	3.7
Adams, Andrew	1985-86	26	102	203	.502	46	83	.554	196	7.5	250	9.6
Adderley, Jon	1977-78	20	32	56	.571	19	33	.576	67	3.4	83	4.2
Agard, Charwin	1990-91	27	71	135	.526	21	43	.488	97	3.6	168	6.2
Alburg, Ramon	1986-87	25	93	175	.531	29	47	.617	141	5.6	215	8.6
Alexandre, Greg	1993-94	16	9	26	.346	6	19	.316	27	1.7	24	1.5
Allen, Alvarez, Don	1974-75	1	0	0	.000	0	0	.000	0	0.0	0	0.0
Anderson, Bill	1977-78	23	93	140	.664	13	19	.684	97	4.2	199	8.7
Anderson, Charlie	1967-68	21	28	0	.000	102	146	.990	0	0.0	358	17.0
Angrum, Greg	1983-84	25	132	299	.441	147	226	.650	317	12.7	411	16.4
Alnwick, Bill	1979-80	17	3	5	.600	4	10	.400	6	0.4	10	0.6
Archibald, Thomas	1969-70	3	7	0	.000	3	4	.750	6	0.5	3	0.2
Arena, Phil	1995-96	13	4	7	.571	3	4	.750	6	0.5	3	0.2
Austin, Ken	1976-77	23	53	94	.564	42	64	.656	61	2.7	148	6.4
Axelson, Peter	1983-84	10	10	29	.345	4	6	.667	16	1.6	24	2.4
	1982-83	22	24	71	.338	10	14	.714	13	1.6	58	2.6
B												
Baclawski, Art	1970-71	23	135	330	.409	44	67	.657	194	8.4	314	13.7
Balliro, Chris	2000-01	28	72	193	.373	35	53	.660	101	3.6	215	7.7
Bamiro, S.	2003-04	1	0	0	.000	0	0	.000	1	1.0	0	0.0
Banks, Al	1973-74											
Baptiste, Luc	1993-94	17	134	333	.424	13	24	.542	60	3.5	41	2.4
Baron, Fred	1964-65	1	0	0	.000	0	0	.000	0	0.0	0	0.0
Bass, Frank	1965-66	5	3	0	.000	8	10	.800	0	0.0	14	2.8
Bazile, Steve	1994-95	26	47	146	.322	43	67	.642	73	2.8	158	6.1
Beaumont, M.	2003-04	30	112	267	.419	61	107	.570	71	2.4	303	10.1
Becker, Bob	1960-61	2	7	0	.000	8	15	.533	0	0.0	22	11.0
Beers, Dave	1988-89	1	0	1	.000	0	0	.000	0	0.0	0	0.0
Belvin, Bennett, J.B.	1964-65	2	0	0	.000	0	2	.000	0	0.0	0	0.0
Betker, Bruce	1963-64	2	0	1	.000	0	0	.000	0	0.0	2	1.0
Blades, Donte	1999-00	15	12	34	.353	10	13	.769	13	.9	35	2.3
Blot, Marc	1995-96	26	50	105	.476	16	38	.421	173	6.7	116	4.5
Black, Kojo	1993-94	23	73	167	.437	35	65	.538	148	6.4	181	7.9
Blackwell, Larry	1983-84	18	28	76	.368	20	25	.800	49	2.7	76	4.2
Bleichner,	1963-64	6	2	0	.000	2	5	.400	0	0.0	6	1.0
Borbon, Tabare	1984-85	25	103	207	.498	80	119	.672	181	7.2	286	11.4
Boyuka, Tom	1961-62	8	30	0	.000	7	18	.389	0	0.0	67	8.4
Brandly, Jerry	1987-88	13	44	159	.277	24	39	.615	75	5.8	123	9.5
Brennan, Steve	1989-90	8	7	13	.538	2	2	.100	6	0.8	20	2.5
Briscoe, Tony	1985-86	27	138	270	.511	62	74	.839	75	2.8	340	12.6
Brisport, Leon	2000-01	28	152	267	.569	158	206	.767	247	8.8	466	16.6
Brown, Mark	1978-79	22	86	173	.497	32	59	.542	133	6.0	204	9.2
Bryant, Charlie	1986-87	27	241	421	.572	94	151	.623	107	4.0	591	21.9
Bridges, Oliver	1991-92	11	29	62	.468	5	11	.455	44	4.0	63	5.7
Brown, Glenn	1968-69											
Bucholtz,	1963-64	3	0	0	.000	0	0	.000	0	0.0	0	0.0
Bunche, Curtis	1992-93	10	57	134	.425	26	45	.578	74	7.4	145	14.5
Burda, Dave	1985-86	27	135	281	.480	59	87	.678	221	8.2	329	12.2
Burstein, Dave	1965-66	16	18	57	.316	12	14	.857	21	1.3	48	3.0
Cammock,	1970-71	0	17	44	.386	12	22	.545	58	0.0	46	2.9
Canton, Cecil	1967-68	6	6	0	.000	0	2	.000	0	0.0	12	2.0
Carlson, Chris	1989-90	29	58	141	.411	15	32	.469	43	1.5	143	4.9
Carr, Frank	1960-61	2	0	0	.000	0	2	.000	0	0.0	0	0.0
Carrington, Demez	1997-98	23	33	66	.500	19	33	.576	22	1.0	92	4.0
Carter, Dave	1973-74	17	12	27	.444	20	31	.645	44	2.6	44	2.6
Castiglie, Joe	1977-78	27	19	33	.576	20	27	.741	11	0.4	58	2.1
Cerra, Pete	1961-62	2	1	0	.000	2	4	.500	0	0.0	4	2.0
Chapman, Chris	1997-98	22	87	237	.367	32	42	.762	129	5.9	222	10.1
Chissa, Church, Lee	1964-65	1	0	0	.000	1	2	.500	0	0.0	1	1.0
Clark, Ken	1974-75	19	29	64	.453	6	17	.353	109	5.4	60	3.2
Clavin, Wilky	2003-04	1	1	2	.500	0	0	.000	0	0.0	2	2.0
Comer, Gary	1995-96	24	60	176	.341	23	28	.821	68	2.8	172	7.2
Coombs, Mike	1980-81	6	20	39	.513	10	13	.769	20	3.3	50	8.3
Craig, Gary	1979-80	26	64	199	.472	16	33	.485	120	4.6	204	7.8
Crawford, Mike	1977-78	22	48	88	.545	22	35	.629	59	2.7	118	5.5
Cumings, Dexter	1984-85	11	33	81	.407	15	20	.750	44	4.0	81	7.4
Cunningham, Pat	1992-93	27	30	92	.326	34	48	.708	122	4.5	96	3.6
Dannhauser, Steve	1970-71	23	19	40	.475	13	22	.591	28	1.2	51	2.2
David, Charwyn	1991-92	21	6	19	.316	4	5	.800	15	0.7	17	0.8
Davidson, Brian	1970-71	23	55	121	.455	30	41	.732	70	3.0	140	6.1
Davis, Earl	1974-75	1	1	0	.000	0	0	.000	2	2.0	2	2.0
Davis, Eric	1994-95	18	23	44	.523	11	19	.579	15	0.8	61	3.4
Devaney, Bill	1985-86	9	7	15	.467	5	8	.625	9	1.0	19	2.1
Diamond, K	1962-63	1	0	1	.000	0	0	.000	0	0.0	0	0.0
Diedrick, Damian	1993-94	3	1	4	.250	2	4	.500	4	1.3	4	1.3
Dikman, Dave	1982-83	25	132	257	.513	44	66	.667	120	4.8	299	12.0
Dockett, Ron	1995-96	22	123	265	.464	98	135	.726	100	4.5	383	17.4
Duranti, Tom	1978-79	17	11	22	.500	19	21	.904	8	0.5	41	2.4
Edwards, Neil	1996-97	15	61	126	.484	17	30	.567	75	5.0	139	9.3
Effer, Bill	1961-62	4	6	0	.000	4	6	.667	0	0.0	16	4.0
Elliott, Todd	1973-74											
Epstein, Alan	1966-67	15	12	0	.480	13	0	.570	30	2.0	37	2.5
Eppenstein, Ted	1967-68	12	56	0	.000	36	49	.735	0	0.0	148	12.3
Eriksson, Joakim	2002-03	16	9	23	.391	0	2	.000	19	1.2	20	1.3
	2001-02	22	33	54	.426	7	10	.700	52	2.4	56	2.5
	2000-01	28	25	49	.510	16	19	.842	35	1.3	67	2.4
	1999-00	27	50	88	.568	36	50	.720	87	3.2	137	5.1
Farmer, Vincent	1992-93	6	16	43	.372	10	17	.588	29	4.8	42	7.0
Feist, Hendrik	2003-04	21	22	59	.373	15	37	.405	33	1.6	66	3.1
Fluker, Craig	1981-82	25	171	339	.504	41	77	.532	132	5.3	383	15.3
Foskey, Marshall	1989-90	29	26	73	.356	28	46	.609	199	6.9	80	2.8
	1988-89	26	53	133	.398	27	52	.519	231	8.6	133	4.9
	1987-88	24	41	107	.383	5	14	.357	107	4.5	87	3.6
	1986-87	7	4	11	.364	2	2	.100	33	4.7	10	1.4
Fountain, Pete	1967-68	5	0	0	.000	1	3	.333	0	0.0	1	0.2
Francis, Mike	1991-92	24	122	331	.369	44	54	.815	89	3.7	354	14.8
Friedman, Bruce	1968-69											
Gainey, Maurice	1985-86	10	16	33	.485	10	21	.476	14	1.4	42	4.2
Garahan, Pat	1967-68	13	7	0	.000	12	20	.600	0	0.0	46	3.1

