

LOYOLA

GREYHOUNDS

Loyola Greyhounds Men's Basketball

Contact: Ryan Eigenbrode • (410) 617-2337, p • (443) 622-0550, c
rceigenbrode@loyola.edu • www.LoyolaGreyhounds.com
@LoyolaMBB • @LoyolaHounds • facebook.com/LoyolaHounds

2016-2017 Schedule

Day	Date	Opponent	Time/Result
November			
Fri.	11	at Duquesne	L, 65-60
Mon.	14	Millersville	W, 79-66
Wed.	16	^ vs. LIU Brooklyn	L, 65-61
Fri.	18	at Notre Dame	L, 83-48
Wed.	23	Fairfield	W, 81-66
Sat.	26	at Creighton	L, 82-52
Wed.	30	at Stony Brook	7:00 p.m.
December			
Sat.	3	Mount St. Mary's	4:00 p.m.
Wed.	7	at Towson	7:00 p.m.
Sat.	10	at Binghamton	2:00 p.m.
Fri.	23	UMASS Lowell	1:00 p.m.
Fri.	30	* at American	7:30 p.m.
January			
Mon.	2	* Lafayette	7:30 p.m.
Thurs.	5	* at Lehigh	7:00 p.m.
Sun.	8	* at Army West Point	1:00 p.m.
Wed.	11	* Navy	7:30 p.m.
Mon.	16	* Boston U.	7:00 p.m.
Wed.	18	* at Bucknell	7:00 p.m.
Sat.	21	* at Colgate	2:00 p.m.
Wed.	25	* Holy Cross	7:30 p.m.
Sat.	28	* at Lafayette	2:00 p.m.
February			
Wed.	1	* Lehigh	7:30 p.m.
Sat.	4	* Army West Point	2:00 p.m.
Wed.	8	* at Navy	7:00 p.m.
Sat.	11	* at Boston U.	12:00 p.m.
Wed.	15	* Bucknell	7:30 p.m.
Sun.	19	* Colgate	12:00 p.m.
Wed.	22	* at Holy Cross	7:00 p.m.
Sat.	25	* American	12:00 p.m.
Tues.	28	! Patriot League First Round	TBA
March			
Thurs.	2	! Patriot League Quarterfinals	TBA
Sun.	5	! Patriot League Semifinals	TBA
Wed.	8	! Patriot League Championship	TBA

Home games in bold; all times local; schedule subject to change; * - Patriot League game; ^ - at Barclays Center (Brooklyn, N.Y.); ! - Patriot League Championships (game at higher seed)

Next Up

Mount St. Mary's Mountaineers
Saturday, Dec. 3, 2016 | 4:00 p.m.
Baltimore, Maryland | Reitz Arena

Statistical Leaders

Points	Jarred Jones	14.7
Rebounds	Jarred Jones	6.5
Assists	Andre Walker	3.7
Blocks	Chancellor Barnard	1.7
Steals	Jarred Jones	4.5
Minutes	Jarred Jones	27.2
FG %	Andrew Kostecka	.529
FT %	Andre Walker	.895
3-Pt. %	James Fives	.438

Loyola Greyhounds at Stony Brook Seawolves

Wednesday, November 30, 2016 | 7:00 p.m.
Stony Brook, N.Y. | Island Federal Credit Union Arena

The Team

Loyola University Maryland

Overall Record	2-4
Patriot League Record	0-0
Head Coach	G.G. Smith
Alma Mater, Year	Georgia, '99
Record/At Loyola	33-55/Same

Stony Brook University

Overall Record	1-4
America East Record	0-0
Head Coach	Jeff Boals
Alma Mater, Year	Ohio, '95
Record/At SBU	1-4/Same

Series History

All-Time	Stony Brook leads, 5-0
Current Streak	Loyola 5

Last Meeting	SBU 76, Loyola 63
	Nov. 24, 2015, in Baltimore

Quick Hits About The Hounds

- Loyola University Maryland plays its second road game in a row, and its fifth of the young season, on Wednesday, Nov. 30, when it take on Stony Brook University at the Island Federal Credit Union Arena.
- The Greyhounds play at the Long Island school in a 7 p.m. game that will air live on ESPN3.
- Jarred Jones has been the Greyhounds' leading scorer this season and has upped that mark to 14.7 points per game by averaging 18.5 in Loyola's last two. Jones posted his second double-double of the year, and the ninth of his career, on Nov. 23 when the Grey-

hounds beat Fairfield, 81-66. He tallied a season-best 24 points and pulled down 10 boards. Three days later, he scored 13 points and had six boards at No. 12 Creighton.

- James Fives has seen a large jump in his playing time over the last five games; his 26.2 minutes per game are tied for team-high honors with Jones during that stretch, and he has averaged 10.8 points per contest. Fives, who averaged 1.9 points in 11 minutes during 28 games last year, is third on the squad with a 9.3 points per game mark this year.
- Loyola continues to lead the Patriot League in blocks per game (5.0).

Greyhound Averages & Notes

No.	Name (Ht., Wt., Yr.)	Pos.	PPG	RPG	APG	Notable
0	Dylan Gollihar (7-0, 205, Fr.)	C	-	-	-	Defensive POY in conference as sr
1	Nick Gorski (6-9, 242, Sr.)	F	3.0	0.4	0.0	85 career games played
2	Andre Walker (6-0, 170, Jr.)	G	12.6	3.0	3.4	Preseason All-Patriot League
4	Nevell Provo (6-0, 186, So.)	G	3.2	1.7	0.8	Career-high 10 vs. Fairfield
5	KaVaughn Scott (6-7, 220, Fr.)	F	4.2	3.2	0.8	14 points, 9 rebounds on Nov. 14
10	Andrew Kostecka (6-4, 175, Fr.)	G	7.3	3.0	0.8	Shooting .529 from field
12	Austin Harriott (6-4, 213, Fr.)	G	1.3	1.3	0.0	All-Mid-Atlantic Prep League in '16
14	Chuck Champion (6-3 175, Fr.)	G	0.8	0.5	0.5	All-Main Line in '16
15	Sam Norton (6-2, 180, So.)	G	0.0	0.0	0.0	Had two steals at Creighton
20	Matt Staubi (5-8, 152, Jr.)	G	0.8	0.5	0.5	Career-high 12 in '16 PL 1st Round
21	Jarred Jones (6-6, 205, Sr.)	F	14.7	6.5	1.5	9th career double-double vs. FFD
22	Cam Gregory (6-8, 214, Jr.)	F	2.8	4.2	1.3	No. 3 in PL in rebounds as frosh
25	James Fives (6-6, 196, So.)	G	9.3	2.8	0.8	Avg. 10.8 points last five games
35	Chancellor Barnard (6-4, 187, Jr.)	F	4.0	3.5	0.8	Avg. 1.7 blocks per game
41	Ian Langendoerfer (6-5, 211, Fr.)	G	0.7	0.5	0.2	League POY as senior in '16

2016-2017 Loyola University Maryland Greyhounds Roster

No.	Name	Cl.	Pos.	Ht.	Wt.	Hometown/High School
0	Dylan Gollihar	C	Fr.	7-0	204	Richardson, Texas/Richardson
1	Nick Gorski	F	Sr.	6-9	242	Richmond, Va./Benedictine Prep
2	Andre Walker	G	Jr.	6-0	170	Westbury, N.Y./Christ The King
4	Nevell Provo	G	So.	6-0	186	North Preston, Nova Scotia/Pine Ridge
5	KaVaughn Scott	F	Fr.	6-7	220	Irvine, Calif./Orange Lutheran
10	Andrew Kostecka	G	Fr.	6-3	179	Germantown, Md./Clarksburg
12	Austin Harriott	G	Fr.	6-4	213	Philadelphia, Pa./Hun School of Princeton
14	Chuck Champion	G	Fr.	6-3	175	Philadelphia, Pa./Friends Central
15	Sam Norton	G	So.	6-2	180	Collegeville, Pa./The Hill School
20	Matt Staubi	G	Jr.	5-8	152	Rye, N.Y./Darien (Conn.)
21	Jarred Jones	F	Sr.	6-6	205	Havre de Grace, Md./John Carroll
22	Cam Gregory	F	Jr.	6-8	214	Waldorf, Md./St. Stephens and St. Agnes
25	James Fives	G	So.	6-6	196	Scranton, Pa./The Hill School
35	Chancellor Barnard	F	Jr.	6-4	187	Columbia, Md./Glenelg Country Day
41	Ian Langendoerfer	G	Fr.	6-5	210	Honesdale, Pa./Honesdale

Head Coach: G.G. Smith (Georgia '99; fourth season)

Assistant Coach: Keith Booth (Maryland '03; fourth season)

Assistant Coach: Josh Loeffler (Swarthmore '03, fourth season)

Assistant Coach: Trevor Quinn (Goucher '05, second season)

Director of Basketball Operations: Kevin Farrell (Loyola '12; fifth season)

Quick Facts

General Information

Location Baltimore, Md.
 Affiliation Catholic, Jesuit
 Founded 1852
 Enrollment 4,084
 Nickname Greyhounds
 Colors Green & Grey
 NCAA Affiliation NCAA Division I
 Conference Patriot League
 Home Venue (Capacity) Reitz Arena (2,100)
 President Rev. Brian Linnane, S.J.
 Director of Athletics/Assistant V.P. Jim Paquette
 Athletics Phone (410) 617-5013
 Ticket Information (410) 617-1420
 Press Row Phone (410) 617-5370
 Website LoyolaGreyhounds.com
 Twitter @LoyolaMBB | @LoyolaHounds
 Facebook facebook.com/LoyolaHounds

Men's Basketball Staff

Head Coach G.G. Smith (Georgia '99)
 Assistant Coach Keith Booth (Maryland '03)
 Assistant Coach Josh Loeffler (Swarthmore '03)
 Assistant Coach Trevor Quinn (Goucher '05)
 Director of Basketball Ops. Kevin Farrell (Loyola '12)

Basketball Facts

First Season 1908-1909
 Seasons of Basketball 107th Season
 All-Time Record 1234-1278 (.491)
 NCAA Appearances 2 (1994, 2012)
 2015-2016 Record 9-21
 2015-2016 PL Record (Finish) 8-10 (8th)
 Starters Returning/Lost 3/2
 Lettermen Returning/Lost 9/4

Pronunciation Guide

Dylan Gollihar GOLL-eh-harr
 Nick Gorski GORE-ski
 Nevell Provo Neh-VILL PRO-vo
 KaVaughn Scott KUH-vaughn
 Andrew Kostecka KUH-steck-uh
 Austin Harriott HARE-ee-it
 Matt Staubi STAW-bee

Jarred Jones Jared
 Chancellor Barnard BUH-nard
 Ian Langendoerfer LANG-un-daughf-uhr
 Josh Loeffler LEFF-luhr

Head Coach G.G. Smith | 4th Season | Georgia '99

- Named the 20th head coach in program history on April 12, 2013, after spending the previous six seasons as an assistant on the staff at Loyola.
- Earned his first head coaching win on November 8, 2013.
- Oldest son of NCAA Champion Head Coach Tubby Smith, now in his first year as head coach at the University of Memphis.
- Was the top assistant on a Loyola team that won 62 games over three seasons, advanced to its first NCAA Tournament in 18 years (2012) and became the first team in program history to reach postseason play in back-to-back years.
- Prior to joining the staff at Loyola before the 2007-2008 season, was an assistant coach at the Division I, II and III levels: Johns Hopkins University (2006-2007), Armstrong Atlantic State (2004-2006), Tennessee Tech (2002-2004) and University of Kentucky (2000-2002).
- Was a three-year starter, and four-year letterman, as a point guard at the University of Georgia. Graduated as the Bulldogs' career leader in games played (129), wins in a season (24) and 3-pointers in a game (nine).
- Received his bachelor of science in health and physical education from Georgia in 1999 and his masters of education in sports management from Kentucky in 2002.
- His wife, Lorie, is a physician at the National Institute of Health in Bethesda, Md. The couple has one daughter, Jayna, and their son, Ross.



Live On ESPN3

- The Loyola-Stony Brook game will stream live on ESPN3 starting at 7 p.m. on Wednesday. Check LoyolaGreyhounds.com for a direct link to the broadcast.

Series History Versus Stony Brook

- Loyola and Stony Brook will meet for the sixth time overall, and the fourth in as many years, when the teams take the court on Wednesday. The Seawolves have won all four of the previous contests. This game the last of a four-year series between the programs that started in 2013-2014.
- Stony Brook has won all five of the previous meetings, including a 76-63 decision on Nov. 24, 2015 in Reitz Arena.
- Jameel Warney had 18 points and 13 rebounds last year for the Seawolves, and he scored nine points in the game's first six minutes, 11 seconds, putting Stony Brook up, 18-10, on an and-one play at 13:49.
- Stony Brook led by 12 at the half and then 14 on a Rayshaun McGrew layup 36 ticks into the second, but Tyler Hubbard drove the baseline for a layup, was fouled and made the ensuing free throw at 12:56 to pull the Greyhounds within six, 50-44, at 12:56.
- The Seawolves, however, went back up by double-digits three minutes later.
- Andre Walker led Loyola with 19 points, and he added six rebounds, five assists and a steal. Hubbard finished with 15, and Franz Rassman scored 12. Cam Gregory led Loyola with seven rebounds.
- In the first meeting, Stony Brook held off Loyola, 51-50, on January 26, 2000, in Reitz Arena despite seven blocked shots by Loyola's all-time leader in swats, Brian Carroll. The Seawolves then beat the Greyhounds, 72-54, on February 5, 2001,

Last Time vs. Stony Brook

#	Player	Total		3-PT		Rebounds		PF		TP		A TO Bk		Stl	Min
		FG	F-GA	FG	F-GA	Off	Def	Off	Def	Off	Def	Off	Def		
11	McGrew, Rayshaun	5-10	0-0	3-4	2	5	7	1	13	4	1	0	0	30	
20	Warney, Jameel	8-9	0-0	2-5	4	9	13	3	18	0	2	4	1	34	
05	Walker, Ahmad	4-9	2-3	2-3	2	5	7	3	12	8	4	0	2	34	
10	Purifoy, Carson	3-7	2-4	3-8	2	1	3	2	11	3	5	0	2	33	
22	Sekunda, Bryan	7-13	4-10	0-0	0	1	1	1	18	0	0	0	1	31	
01	Thrower, DeShawn	0-1	0-1	0-0	0	0	0	1	0	0	0	0	0	5	
12	Sturdivant, Tynell	1-2	0-0	0-0	1	2	3	3	2	1	2	0	0	12	
04	Nyama, Roland	0-0	0-0	0-0	0	0	0	0	0	0	0	0	0	0	
32	Petrus, Jakob	1-1	0-0	0-0	0	1	1	0	2	0	0	0	0	4	
34	Woodhouse, Lucas	0-4	0-3	0-0	0	3	3	1	0	5	1	0	1	17	
Team		29-56		8-21		10-18		15		76		21		15	4
Totals		29-56		8-21		10-18		15		76		21		15	4

FG % 1st Half: 57.1% 2nd Half: 46.4% Game: 51.8% 3FG % 1st Half: 41.7% 2nd Half: 33.3% Game: 38.1% FT % 1st Half: 50.0% 2nd Half: 62.5% Game: 55.6%

#	Player	Total		3-PT		Rebounds		PF		TP		A TO Bk		Stl	Min
		FG	F-GA	FG	F-GA	Off	Def	Off	Def	Off	Def	Off	Def		
13	Rassman, Franz	6-8	0-1	0-0	2	0	2	1	12	0	1	1	2	27	
21	Jones, Jameel	4-15	0-1	0-0	2	1	3	5	8	1	3	0	2	30	
35	Barnard, Chancellor	1-2	0-0	0-0	1	0	1	2	2	2	0	1	1	19	
02	Walker, Andre	6-13	1-4	6-7	0	6	6	3	19	5	3	0	1	35	
03	Hubbard, Tyler	4-11	1-7	6-6	0	1	1	2	15	1	2	0	0	35	
04	Provo, Newell	0-1	0-1	0-0	0	0	0	0	0	0	0	0	0	7	
05	Laster, Eric	0-1	0-1	0-0	0	0	0	0	1	0	0	0	0	2	
20	Staubi, Matt	0-0	0-0	0-0	0	1	1	0	0	0	0	0	0	2	
22	Gregory, Cam	2-3	0-0	1-2	1	6	7	2	5	0	1	0	1	17	
25	Fives, James	0-4	0-2	2-2	0	3	3	2	2	1	0	0	0	26	
Team		23-58		2-17		15-17		7		20		10		11	2
Totals		23-58		2-17		15-17		7		20		10		11	2

FG % 1st Half: 39.3% 2nd Half: 40.0% Game: 39.7% 3FG % 1st Half: 0.0% 2nd Half: 20.0% Game: 11.8% FT % 1st Half: 88.9% 2nd Half: 7.8% Game: 88.2%

Officials: Bruce Rothwell, Michael Luckie, Chris Cocca
Technical fouls: Stony Brook: None, Loyola Maryland: None
Attendance: 318

Score by periods	1st	2nd	Total
Stony Brook	42	34	76
Loyola Maryland	30	33	63

on Long Island.

Patriot League Network

- For the fourth year in a row, the Patriot League Network on Campus Insiders will provide an outstanding viewing option for college basketball fans while showing more than 125 contests from Patriot League venues, including every Loyola home game.
- Gary Lambrecht will call the play-by-play with Loyola alum Jim Chivers adding commentary.
- In conjunction with Campus Insiders, the Network launched in 2013 and provides one of the most comprehensive digital packages of any conference nationally. Check LoyolaGreyhounds.com for links to each game.
- Fans can watch the digital broadcasts on desktop or laptop computers, any smart phone or tablet and through a variety of connected television devices.

Loyola & The League

(as of Nov. 27, 2016)

School	Overall		League	
	W	L	W	L
Bucknell	5	2	0	0
Boston U.	4	2	0	0
Navy	3	4	0	0
Lafayette	2	3	0	0
Lehigh	2	3	0	0
Loyola	2	4	0	0
Army West Point	2	4	0	0
Holy Cross	2	4	0	0
Colgate	1	4	0	0
American	0	5	0	0

Upcoming Patriot League Games

November 30, 2016

Richmond at Bucknell, 7 p.m.
Holy Cross at Albany, 7 p.m.
Boston U. at Connecticut, 7 p.m.
Loyola at Stony Brook, 7 p.m.
Fairleigh Dickinson at Army, 7 p.m.
Lehigh at La Salle, 7 p.m.
Drexel at Lafayette, 8 p.m.

December 1, 2016

Navy vs. College of Charleston, 7:30 p.m.

December 2, 2016

Colgate vs. The Citadel, 5 p.m.

December 3, 2016

Holy Cross at New Hampshire, 1 p.m.
Bucknell at La Salle, 2 p.m.
Robert Morris at Lehigh, 2 p.m.
Navy at Furman, 4 p.m.
Mount St. Mary's at Loyola, 4 p.m.
St. Francis Brooklyn at Army, 4 p.m.
Boston U. at N.C. State, 4:30 p.m.
Campbell vs. Colgate, 5 p.m.
American at Howard, 7 p.m.



Leading The Greyhounds & Offensive Superlatives

Player	16-17 G-GS	# Times Leading Team (2016-2017/Career)						(Includes ties)					Double-Doubles
		Pts.	Reb.	Ast.	Stl.	Blk.	Min.	10+ pts.	20+ pts.	10+ reb.	5+ ast.	3+ stl	
Barnard	6-3	0/1	0/3	0/0	1/4	4/28	2/4	1/8	0/0	0/0	0/0	0/0	0/0
Champion	4-0	0/0	0/0	0/0	0/0	0/0	0/0	0/0	0/0	0/0	0/0	0/0	0/0
Fives	6-3	1/1	0/0	0/1	1/3	1/1	0/0	3/4	0/0	0/0	0/0	0/1	0/0
Gollihar	0-0	0/0	0/0	0/0	0/0	0/0	0/0	0/0	0/0	0/0	0/0	0/0	0/0
Gorski	5-0	0/0	0/1	0/1	0/1	0/6	0/0	0/1	0/0	0/0	0/0	0/0	0/0
Gregory	6-3	0/5	0/31	1/3	2/12	1/14	0/3	0/12	0/0	0/11	1/1	0/1	0/4
Harriott	6-0	0/0	0/0	0/0	1/1	0/0	0/0	0/0	0/0	0/0	0/0	0/0	0/0
Jones	6-6	4/16	3/25	2/7	4/21	2/39	2/8	4/34	2/9	2/10	0/1	1/8	2/9
Kostecka	6-6	1/1	1/1	0/0	1/1	1/1	1/1	1/1	0/0	0/0	0/0	0/0	0/0
Langendoerfer	6-0	0/0	0/0	0/0	0/0	0/0	0/0	0/0	0/0	0/0	0/0	0/0	0/0
Norton	3-0	0/0	0/0	0/0	0/0	0/0	0/0	0/0	0/0	0/0	0/0	0/0	0/0
Provo	6-0	0/0	0/0	0/2	0/1	0/1	0/0	1/1	0/0	0/0	0/1	0/0	0/0
Scott	6-3	1/1	1/1	0/0	0/0	0/0	0/0	1/1	0/0	0/0	0/0	0/0	0/0
Staubi	4-0	0/0	0/0	0/0	0/1	0/0	0/0	0/0	0/0	0/0	0/0	0/0	0/0
Walker	6-6	3/22	1/8	4/40	0/33	1/6	1/23	3/45	2/7	0/0	2/20	1/16	0/0

Loyola Greyhounds at Stony Brook Seawolves | Wednesday, November 30, 2016 | 7:00 p.m.

Game 7

Last Time Out

- Loyola held the nation's best 3-point shooting teams to 27.8 percent from behind the arc, but No. 12 Creighton shot 67.4 percent from inside the line Saturday afternoon in an 82-52 win.
- Creighton entered the game making 50.8 percent of its 3-pointers, tops in NCAA Division I this season, but the Blue Jays made just 5-of-18 threes in the game. Creighton, however, scored 50 points in the paint to mitigate its outside shooting.
- Leading 30-25 at halftime, the Blue Jays outscored Loyola 31-13 over the first 10 minutes, 19 seconds of the second half.
- Justin Patton scored 12 of his game-high 17 points, and the last six, of the run for the Blue Jays. The post player finished the game 8-of-8 from the field. Marcus Foster added 16 points, while Khyri Thomas and Martin Krampelj each had 10 for the Blue Jays.
- The Greyhounds led for part of the first half as Andre Walker and Jarred Jones combined for 18 of their 25 before the break. Jones led Loyola with 13 points, six rebounds and three steals, while Walker had 12 points and five assists.

Graduation Success Rate Plaudits

- Loyola was recognized Nov. 15 for having the No. 3 mark in the NCAA's most recent Graduation Success Rate report. Out of 351 Division I schools included in the report that captures data from students entering programs from 2006-2009, the Greyhounds' 98 percent graduation rate was tied for third.
- The men's basketball program's rate for that cohort was 92 percent, and its Federal Graduation Rate was tops among Division I schools in the State of Maryland.

Defensive Improvements

- An offseason key for the Greyhounds was

to sure up their half-court defense, and through four games, statistics show an improvement in that area.

- Last year, Loyola was 261st in NCAA Division I in scoring defense (75.3 points allowed per game), and it was even worse in opponent 3-point field-goal percentage (307th, .372).
- This year, however, opponents are shooting just .276 (29-of-105) from 3-point range and averaging 71.2 points per game. Those numbers rank 28th and 159th in NCAA Division I through games of Nov. 27.

Against The Best, No Less

- Loyola's 3-point defense was put to the test in its Nov. 26 game at No. 12 Creighton. The Blue Jays came into the game shooting 50.8 percent from behind the arc, a mark that ranked first in the NCAA.
- The Greyhounds, however, held them to a season-low 5-of-18 (27.8 percent) from distance in the game.

Jones Flourishing

- Jarred Jones has been leading the Greyhounds in scoring and rebounding from the outset this season, topping the team with 14.7 points and 6.5 rebounds per game through six contests.
- He has led team, or tied for team-high honors, in scoring four times this year. Jones has led the team in scoring in each of the last two games and tied for high marks on Nov. 18. In two games last week, he averaged 18.5 points and 8.0 rebounds against Fairfield and Creighton.
- The fifth-year senior – Jones received a medical hardship waiver for the 2014-2015 season – also tops the squad in steals this year (9) and is second with six blocked shots.
- Last week, he broke into Loyola's career top-25 for rebounding and is now 24th

with 446. His next steal will be the 100th of his career and move him into a tie for 17th in that category. Jones is also sixth on the Greyhounds' career blocked shots list with 95.

Finishing Strong

- Loyola did not start the game well against Fairfield last Wednesday, but the Greyhounds dominated play for the final 29 minutes and finished with a 15-point victory.
- Trailing 27-15 with 9:03 left in the first half, Loyola closed the game outscoring the Stags by 27 points overall. The Greyhounds went on a 21-8 run over the next six minutes, and they then used a 29-8 stretch during the second half to put the game away.
- The Greyhounds started the game sloppily, committing six turnovers in the first 11 minutes, but they had only five more in the next 29.
- The Greyhounds scored a season-high 81 points and committing just 11 turnovers, a season-low.

Defense Cues Win

- Active hands were key for the Greyhounds last Wednesday against Fairfield, especially in the second half. Loyola finished the game with 13 steals, the most the Greyhounds have had in a game since posting 14 against the U.S. Naval Academy on Jan. 2, 2014.
- Eleven of Loyola's steals on Wednesday came in the second half as part of the Stags' 14 turnovers.

Provo Providing A Plus

- Nevell Provo came off the bench and scored career highs in consecutive games against Notre Dame and Fairfield. He tallied six points, hitting a pair of threes, against the Fighting Irish on Nov. 18, and

Starts By Player

	16-17	Career	Current	Career
Player	G-GS	G-GS	Streak	Streak
Barnard	6-3	64-39	0	12
Champion	4-0	4-0	0	0
Fives	6-3	34-3	3	3
Gollihar	0-0	0-0	0	0
Gorski	5-0	85-3	0	3
Gregory	6-3	66-23	0	16
Harriott	6-0	6-0	0	0
Jones	6-6	96-45	6	25
Kostecka	6-6	6-6	6	6
Langend.	6-0	6-0	0	0
Norton	3-0	9-0	0	0
Provo	6-0	31-0	0	0
Scott	6-3	6-3	3	3
Staubi	4-0	30-0	0	0
Walker	6-6	66-49	47	47

Starting Lineups & Points To Start Game

Opponent	F	F	F/G	G	G
Duquesne	Jones	Gregory	Barnard	Kostecka	Walker
Millersville	Jones	Gregory	Barnard	Kostecka	Walker
LIU Brooklyn	Jones	Gregory	Barnard	Kostecka	Walker
Notre Dame	Jones	Scott	Fives	Kostecka	Walker
Fairfield	Jones	Scott	Fives	Kostecka	Walker
Creighton	Jones	Scott	Fives	Kostecka	Walker
Stony Brook					
Mount St. Mary's					
Towson					
Binghamton					
UMass Lowell					
American					
Lafayette					
Lehigh					
Army West Point					
Navy					
Boston U.					
Bucknell					
Colgate					
Holy Cross					
Lafayette					
Lehigh					
Army West Point					

Opponent	F	F	G/F	G	G
Navy					
Boston U.					
Bucknell					
Colgate					
Holy Cross					
American					

Scored Loyola's First Points

Kostecka	2
Jones	2
Gregory	1
Walker	1

How Loyola Scored Its First Points

Jumper	3
Layup	2
Dunk	1

the native of Nova Scotia then scored 10 points last Wednesday against Fairfield for his first career double-digit performance.

- Against the Stags, Provo's steady play at the point helped Loyola during its comeback efforts. He was a positive-10 in plus-minus scoring during his career-high 23 minutes played.
- He is one of two active NCAA Division I men's basketball players from the Canadian province of Nova Scotia (UC Riverside senior Gentrey Thomas).

Lucky 13 For Fives

- After scoring 10 or more points just once in 28 previous games, James Fives has logged 13 points in three of Loyola's last four contests. He first set his career high on Nov. 14 against Millersville, and he then hit that total two days later again versus LIU Brooklyn.
- Fives scored eight points at Notre Dame on Nov. 18 and had a bakers' dozen again Nov. 23 versus Fairfield.
- The sophomore guard received his first career start against the Fighting Irish, and he was in the opening five again against Fairfield. He played a career-high 32 minutes against the Stags.
- Last year, Fives averaged 1.9 points in 11 minutes per game, but through five games this season, he is averaging 9.8 points in 22.3 minutes of action. Fives

also is averaging 3.0 rebounds per game and 1.2 steals.

- He is shooting 46.4 percent from the field and 46.7 percent from 3-point range.

Best On The Block

- In early statistical returns this season, Loyola leads the Patriot League in blocked shots per game, averaging 5.0 per game with 30 total. The Greyhound are ranked 48th in blocks per game in NCAA Division I as of Nov. 28.
- Four players have swatted four or more shots this year: Chancellor Barnard (10), Jarred Jones (6), Andrew Kostecka (5) and Cam Gregory (4).
- In just six games this year, Loyola is more than 29 percent of the way to its 30-game blocked-shot total from 2015-2016 (102). Last year, Loyola was ninth in the League in blocked shots per game, averaging just 3.4 a contest.
- With two blocked shots against Fairfield on Monday, Barnard moved into sole possession of 14th all-time at Loyola and now has 56 career swats. Jarred Jones is sixth on the same list with 95.

Bench Pressing

- Loyola's non-starters scored 41 points on Nov. 14 against Millersville, outscoring the starting five by three in the win.
- The 41 points were the most by bench players since the Greyhounds non-start-

ers scored a massive 61 points on Dec. 19, 2009, in an 85-51 victory over Howard. In that game, Jamal Barney came off the Loyola bench to go 11-of-14 from the field and score 28 points. Later in the 2009-2010 season, Loyola's bench posted 40 points in a 74-62 loss to Canisius College.

- Against the Marauders, KaVaughn Scott and James Fives led the way with 14 and 13 points, respectively, while Nick Gorski added six.

Freshman Making Early Impact

- Loyola's six-man freshman class has already made its presence known on the Greyhounds lineup, accounting for significant playing time through the first two games.
- Andrew Kostecka has started all six contests, and he is fourth on the team with a 7.3 points per game mark. KaVaughn Scott tallied a team-high 14 points to go with a game-best nine rebounds versus Millersville and is averaging 4.2 points and 3.2 boards through six games; Scott made his first start for Loyola at Notre Dame.
- Ian Langendoerfer has averaged 10.0 minutes per game, just behind Kostecka's 18.5 and Scott's 12.7. Austin Harriott has averaged 9.2 minutes thus far, and Chuck Champion has seen more than six minutes average in four outings.

The Last Time ...

Loyola...

Scored 100 Points	100 (100-99, 2OT), at Army West Point, 2/6/16
Shot 60 Percent Or Better From The Field	60.4% (29-48), vs. Marist, 1/17/13
Shot Under 30 Percent From the Field	28.3% (15-53), at St. Joseph's, 12/9/14
Had 40 Or More Free Throw Attempts	43 (27 made), Tennessee State, 11/13/15
Made 30 Or More Free Throws	31 (37 att.), at Army West Point, 2/6/16
Had 50 Or More Rebounds	122, vs. Western Maryland, 2/17/55
Had 25 Or More Assists	25, vs. Canisius, 1/5/00
Had 12 Or More Steals	12, at Army, 1/5/14
Had 10 Or More Blocked Shots	10, at Siena, 2/7/11
Had 6 Players Score In Double Figures	Gregory (18), Walker (17), Laster (15), Rassman (14), Hubbard (11), Brito (10), vs. Boston U., 1/18/15
Had 5 Players Score in Double Figures	Jones (20), Barnard (17), Hubbard (17), Laster (13) & Walker (10) at Boston U., 1/18/16
Had 2 Players Score 20 Or More Pts.	Jones (21), Walker (21) at Duquesne, 11/11/16
Had 30 Or More Fouls	32, at Army West Point, 2/6/16
Won On Last Possession	100-99, 2OT, :03.9, two Walker FTs at Army, 2/6/16

A Loyola Player...

Had A Triple-Double	Dave Wojick (14p, 10r, 11a), vs. St. Francis (Pa.), 2/4/89
Had A Double-Double	Jarred Jones (24p, 10r), vs. Fairfield, 11/23/16
Scored 40 Or More Points	40, Jamal Barney, vs. NJIT, 1/14/09
Scored 30 Or More Points	31, Andre Walker, at Army West Point, 2/6/16
Made 5 Or More 3-Pointers	6, Andre Walker, at American, 2/27/16
Had 20 Or More Rebounds	21, Jimmy Smith, vs. American, 2/23/76
Had 15 Or More Rebounds	15, Erik Etherly, at Geo. Washington, 12/7/11
Had 10 Or More Assists	10, R.J. Williams, vs. Lafayette, 1/13/14
Had 5 Or More Steals	5, Andre Walker, vs. Lehigh, 2/7/15
Had 5 Or More Blocks	5, Chancellor Barnard, at Duquesne, 11/11/16
Made 10 Or More Field Goals	10, Eric Laster, at Colgate, 2/21/16
Attempted 20 Or More Field Goals	21, Andre Walker, at Army, 2/6/16
Made 10 Free Throws	12 (13 att.), Andre Walker, vs. LIU Brooklyn, 11/16/16
Attempted 15 Or More Free Throws	16, Andre Walker, at Army, 2/6/16

An Opposing Team...

Scored 100 Points	101 (101-85), Iona, 2/8/06
Shot 60 Percent Or Better From The Field	60.0, at American, 2/4/15
Shot Under 30 Percent From the Field	26.4% (14-53), UMBC, 11/19/14
Had 40 Or More Free Throw Attempts	41, Boston U., 1/18/15
Made 30 Or More Free Throws	32, Saint Joseph's, 12/21/13
Had 50 Or More Rebounds	53, at Army West Point (2OT), 2/6/16
Had 25 Or More Assists	
Had 12 Or More Steals	13, at Florida Gulf Coast, 12/1/12
Had 10 Or More Blocked Shots	10, at Texas Tech, 11/14/14
Had 5 Players Score In Double Figures	Tillotson (20), O'Brien (18), Ramon (18), Rivard (17), Swopshire (10), at Colgate, 2/21/16
Had Two Players Score 20 Or More Points	Tanner Plomb (25), Kyle Wilson (22), at Army West Point, 2/6/16
Had 30 Or More Fouls	31, at UMBC, 11/17/11
Won On Last Possession	67-66, :00.7, Matic free throw, at American, 2/27/16

An Opposing Player...

Had A Triple-Double	Jared Jordan (12p, 10r, 10a), vs. Marist, 1/2/07
Had A Double-Double	Amidou Sidibe (13p, 14r), vs. Fairfield, 11/23/16
Scored 40 Or More Points	45, Charron Fisher, Niagara, 2/10/05
Scored 30 Or More Points	37, Eric Fanning, at Boston University, 1/18/16
Made 5 Or More 3-Pointers	6, Kyle Wilson, at Army, 1/31/15
Had 20 Or More Rebounds	21, Wayne Martin, vs. Tennessee State, 11/13/15
Had 15 Or More Rebounds	21, Wayne Martin, vs. Tennessee State, 11/13/15
Had 10 Or More Assists	13, Bryson Fonville, vs. Catholic, 12/4/13
Had 5 Or More Steals	5, Bernard Thompson, at Fla. Gulf Coast, 12/1/12
Had 5 Or More Blocks	8, Jameel Warney, at Stony Brook, 12/21/14
Made 10 Or More Field Goals	11, Bryant McIntosh, at Northwestern, 12/27/15
Had 20 Or More Field Goal Attempts	20, Robert Hatter, at Cornell, 11/10/13
Made 10 Free Throws	17, Eric Fanning, at Boston University, 1/28/16
Had 15 Or More Free Throw Attempts	22, Eric Fanning, at Boston U., 1/28/16

Loyola Greyhounds at Stony Brook Seawolves | Wednesday, November 30, 2016 | 7:00 p.m.

Walker Earns Preseason Praise

- Junior guard Andre Walker was named to the Preseason All-Patriot League Team last week, one of six who received such nods.
- The native of Westbury, New York, led Loyola in scoring (14.2), assists (3.9), steals (1.5), free-throw percentage (.803) and 3-point percentage (.387) a year ago.
- Walker's 14.2 points per game ranked seventh in the conference, and he was the only player who was in the Patriot League's Top-10 in the above categories.
- He was named to the All-Patriot League Second Team following the season, the highest honor a Greyhounds player has received in their three years in the conference.

Doubling Up

- Jones made his presence felt in a big way

in the season-opener, tying teammate Andre Walker for game-high honors with 21 points while leading all players with 11 rebounds. He also knocked down both of his 3-point attempts, his first two made from behind the arc since 2013-2014.

- Jones' double-double eighth of his career after he posted seven last season, and he since had his ninth against Fairfield.
- The fifth-year senior scored 13 of his 21 points in the first half, and all of his baker's dozen came in the final 9:30 of the stanza.
- With his 10 boards against Fairfield, Jones moved into 24th place all-time at Loyola with 440 career rebounds.

Up Next

- Loyola returns to Reitz Arena for its annual contest with Mount St. Mary's University on Saturday, Dec. 3.

- The Greyhounds will host the Mountaineers in a 4 p.m. game that will air live on MASN, the Mid-Atlantic Sports Network.
- Following that game, Loyola will play another area foe, traveling to face Towson University on Wednesday, Dec. 7, in a 7 p.m. contest.

Last Two Loyola Box Scores

Loyola Official Basketball Box Score - Game Totals - Final Statistics
Loyola Maryland vs Creighton
11/26/16 5:30 p.m. at Omaha, Neb. - CenturyLink Center Omaha

Loyola Maryland 52 - 24

#	Player	FG	FGA	FT	FTA	Rebounds	PF	TP	A	TO	BK	Stl	Min
05	Scott, KaiVaughn	1	1-1	0-0	0-0	3	4	2	1	0	0	0	11
21	Jones, Jamari	1	5-12	0-1	3-5	0	6	0	13	1	0	0	26
02	Walker, Andre	9	4-13	1-5	3-4	1	1	2	2	5	8	1	25
10	Kostecka, Andrew	9	5-9	0-0	0-0	1	1	2	0	4	0	0	8
25	Fives, James	9	2-7	0-1	3-5	0	2	2	1	7	1	0	27
01	Gorski, Nick	9	1-2	0-1	0-0	0	1	1	1	0	2	0	12
04	Provo, Newell	1-3	1-3	0-0	1	3	4	1	3	1	2	0	20
12	Hammett, Austin	0-0	0-0	0-0	1	0	1	1	2	0	0	1	11
14	Champion, Chuck	1-1	0-0	0-0	0	0	0	1	0	0	0	0	6
15	Norton, Sam	0-1	0-0	0-0	0	0	0	0	0	0	0	0	2
20	Stadl, Matt	0-0	0-0	0-0	0	0	0	0	1	0	0	0	3
22	Gregory, Cam	1-2	0-0	0-0	0	2	4	2	0	1	0	0	13
35	Barnard, Chancellor	1-2	0-0	1-2	1	1	2	3	3	0	1	1	21
41	Largenbacher, Ian	0-0	0-0	2-5	0	0	2	2	0	2	0	0	13
Team						1	3	4					
Totals		19-47	2-11	12-23	6	23	29	21	52	10	18	2	61
FG % 1st Half:		9-27	33.3%	2nd half:	10-20	50.0%	Game:	19-47	40.0%	Deatball			
3FG % 1st Half:		1-4	25.0%	2nd half:	1-7	14.3%	Game:	2-11	18.2%	Rebounds			
FT % 1st Half:		6-11	54.5%	2nd half:	6-12	50.0%	Game:	12-23	52.2%	4			

Creighton 82 - 60

#	Player	Totals				3-Pr		Rebounds				PF	TP	A	TO	BK	Stl	Min
		FG	FGA	FT	FTA	FT-FTA	Ch	Def	Off									
13	HUFF, Cole	1	7	0	3	0	1	4	5	1	2	0	0	1	14			
23	PATTON, Justin	6	8	0	0	1-2	0	6	6	3	17	0	0	1	19			
00	FOSTER, Marcus	9	6-10	1-4	3-4	0	1	1	2	16	2	2	0	1	24			
02	THOMAS, Dwyll	9	4-8	1-3	1-2	1	3	4	2	10	2	0	1	1	24			
10	WATSON, J. Maurice	8	2-7	0-1	0-0	0	0	0	3	4	5	1	0	2	22			
01	MINTZ, Davion	1-2	0-0	0-0	0	0	1	1	0	2	0	1	1	9				
04	HARELL, J. Ronnie	3-4	1-1	0-0	1	3	4	0	7	3	0	1	1	17				
05	SCURRY, Jordan	0-0	0-0	0-0	0	0	0	0	0	1	0	0	0	3				
11	CLEMENT, Tyler	0-0	0-0	2-2	0	1	1	3	2	1	2	0	0	12				
15	KRAMPEL, Marshall	5-7	0-1	0-1	3	2	5	2	10	1	1	1	0	18				
21	ZIERDEN, Isaiah	1-2	1-2	0-0	0	3	3	1	3	1	1	0	1	18				
24	PARAS, Kobe	1-2	0-1	0-2	0	1	1	1	2	0	0	0	8					
32	HEGNER, Toby	2-4	1-2	2-4	2	3	5	1	7	0	0	2	14					
Team																		
Totals		34-61	5-18	9-17	8	29	37	19	82	16	9	4	121					
FG % 1st Half:		11-30	36.7%	2nd half:	23-31	74.2%	Game:	34-61	55.7%	Deatball								
3FG % 1st Half:		4-13	30.8%	2nd half:	1-5	20.0%	Game:	5-18	27.8%	Rebounds								
FT % 1st Half:		4-7	57.1%	2nd half:	5-10	50.0%	Game:	9-17	52.9%	4								

Source: Tim Clougherty, Park District, Mike Nance
Technical staff: Loyis Maryland-Nor. Coaches: Mike Nance
Attendance: 16867
Cooperation: started 12th national All-Ed. 18th in Coaches poll.

Officials: Tim Clougherty, Paul Szeles, Mike Nance
Technical fouls: Loyola Maryland-None; Creighton-None.
Attendance: 18907
Creighton ranked 12th nationally in AP poll; 18th in Coaches poll.

Score by period	1st	2nd	Total
Loyola	19	33	52
Creighton	41	21	62

Loyola

Loyola

Official Basketball Box Score - Game Totals - Final Statistics
Fairfield vs Loyola Maryland
11/23/16 1:00 p.m. at Baltimore, Md. - Reitz Arena

Fairfield 66 - 31

#	Player	FG	FGA	3-PT	3-PTA	Rebounds				PF	A	TO	BK	Stl	Min
		FG	FGA	3-PT	3-PTA	Off	Def	Total	PF	A	TO	BK	Stl	Min	
14	Mill, Matija	1	7-10	1-2	0-1	5	2	7	5	15	1	3	0	26	
21	Sidibe, Amadou	1	5-9	0-0	3-5	7	7	14	3	13	3	2	0	35	
01	Segura, Jerome	9	3-9	0-0	0-2	1	3	4	2	6	4	3	0	37	
03	Nelson, Tyler	9	4-10	2-5	3-4	0	1	1	2	13	3	3	0	32	
33	Cobb, Curtis	9	4-10	0-0	1-3	1	6	7	2	9	3	4	1	32	
00	Cadeux, Olivier	0-1	0-0	0-0	0	0	0	0	1	0	0	0	0	11	
11	Collen, Deniz	0-0	0-0	0	2	2	0	0	0	0	0	0	0	3	
13	Kasibabu, Jonathan	4-7	0-2	2-2	0	3	3	4	10	0	3	2	0	23	
30	Leone, Andrew	0-0	0-0	0-0	0	0	0	0	0	0	0	0	0	1	
Team						0	2	2							
Totals		27-56	3-9	9-17	14	26	40	19	66	14	20	5	2	200	
FG % 1st Half:		17-31	54.8%	2nd half:	10-25	40.0%	Game:		27-56	48.2%	Deatball				
3FG % 1st Half:		2-6	33.3%	2nd half:	1-5	20.0%	Game:		3-9	33.3%	Rebounds				
FT % 1st Half:		5-8	62.5%	2nd half:	4-9	44.4%	Game:		9-17	52.9%	4				

Loyola Maryland 81 - 23

#	Player	Total				Rebounds								PF	TP	A	TO	BK	Stl	Min
		FG	FGA	FT	FTA	On	Def	1st	2nd	3rd	4th									
05	Scott, KaiVaughn	1	1-1	0-0	0-0	1	0	1	1	2	0	0	0	0	7					
21	Jones, Jarred	1	9-18	0-1	6-7	2	8	10	2	24	1	2	2	2	34					
02	Walker, Andre	9	3-10	1-2	2-2	0	3	3	3	9	4	3	1	4	27					
10	Kostecka, Andrew	9	3-7	0-3	1-2	1	2	3	3	7	2	0	1	25						
25	Fives, James	9	5-12	3-9	0-0	0	4	4	2	13	2	2	0	33						
01	Gorski, Nick	1-1	0-0	0-0	0	0	0	0	0	2	0	0	0	2						
04	Provo, Newell	3-6	2-4	2-2	0	1	1	4	10	2	0	0	2	24						
12	Hammett, Austin	1-2	0-0	0-0	1	0	1	4	2	0	1	0	0	9						
30	Gregory, Cam	3-6	0-0	1-1	3	0	3	0	7	0	1	0	0	19						
35	Barnard, Chancellor	1-2	0-0	3-5	2	3	5	1	5	0	0	2	0	21						
41	Largenbacher, Ian	0-1	0-0	0-0	0	0	0	1	0	1	0	0	0	9						
Team						4	0	4												
Totals		30-66	6-19	15-19	14	21	35	21	81	11	11	6	13	200						
FG % 1st Half: 17-36		47.2%				2nd half: 13-30		43.3%		Game: 30-66		45.5%		Deatball						
3FG % 1st Half: 3-10		30.0%				2nd half: 3-9		33.3%		Game: 6-19		31.6%		Rebounds						
FT % 1st Half: 2-4		50.0%				2nd half: 13-15		86.7%		Game: 15-19		78.9%		4						

Officials: Alvin Cox, Louis Andratskos, Justin Porterfield
Technical fouls: Fairfield-None; Loyola Maryland-None.
Attendance: 367

Score by period	1st	2nd	Total
Fairfield	41	25	66
Loyola Maryland	39	42	81

Last FG - FFD 2nd 01:15, LOYOLA 2nd 03:39
Largest lead - FFD by 12 16:05-05:03, LOYOLA by 17 2nd-07:39
FFD led for 22:58, LOYOLA led for 15:25. Game was tied for 01:36.

Points	In	Off	2nd	Fast
Field	48	15	13	11
LOYOLA	42	20	10	20

Score tied - 4 times
Lead changed - 3 times

Loyola's Record...

at home	2-0
on the road	0-3
neutral site	0-1
overtime	0-0
November	2-4
December	0-0
January	0-0
February	0-0
March	0-0
in afternoon games	1-1
in night games	1-3
when leading at halftime	1-1
when trailing at halftime	1-3
when tied at halftime	0-0
when leading with 5:00 left	2-0
when trailing with 5:00 left	0-4
when tied with 5:00 left	0-0
when outrebounding its opponent	1-0
when being outrebounded	1-4
when tied in rebounds	0-0

when outshooting opponent	1-0
when outshot by opponent	1-4
when shooting same as opponent	0-0
when shooting less than 30%	0-1
when shooting 30-39.9%	0-2
when shooting 40-49.9%	1-1
when shooting 50% or better	1-0
when opponents shoot less than 30%	0-0
when opponents shoot 30-39.9%	1-0
when opponents shoot 40-49.9%	1-3
when opponents shoot 50% or better	0-1
when scoring less than 60 points	0-2
when scoring 60-69 points	0-2
when scoring 70-79 points	1-0
when scoring 80 or more points	1-0
when opponent scores less than 60	0-0
when opponent scores 60-69	2-2
when opponent scores 70-79	0-0
when opponent scores 80 or more	0-2
when committing fewer turnovers	1-2

when committing more turnovers	1-2
when tied in turnovers	0-0
when shooting more free throws	2-3
when shooting fewer free throws	0-1
when tied in free throws	0-0
when making more 3-pointers	1-1
when making fewer 3-pointers	1-3
when tied in 3-pointers	0-0
when bench outscored opponent's	2-1
when bench is outscored by opponent's	0-3
when benches are tied	0-0
when outscoring opponent in the paint	1-0
when outscored by opponent in paint	1-3
when tied in points in the paint	0-0
when scoring more 2nd chance points	1-0
when scoring fewer 2nd chance points	1-3
when tied in second chance points	0-1
when scoring more points off turnovers	1-2
when scoring fewer points off turnovers	1-2
when tied in points off turnovers	0-0

Loyola Greyhounds at Stony Brook Seawolves | Wednesday, November 30, 2016 | 7:00 p.m.

Loyola Individual Highs

Total Points	21, 3x, last Andre Walker, vs. LIU Brooklyn, 11/16/16
Points, First Half	13, 2x, last Jarred Jones, Fairfield, 11/23/16
Points, Second Half	13, Andre Walker, vs. LIU Brooklyn, 11/16/16
Field Goals Made	9, 2x, last Andre Walker, Fairfield, 11/23/16
Field Goals Attempted	19, Andre Walker, at Duquesne, 11/11/16
3-Point Field Goals Made	3, 2x, last James Fives, Fairfield, 11/23/16
3-Point Field Goals Attempted	9, James Fives, Fairfield, 11/23/16
Free Throws Made	12, Andre Walker, vs. LIU Brooklyn, 11/16/16
Free Throws Attempted	13, Andre Walker, vs. LIU Brooklyn, 11/16/16
Offensive Rebounds	7, Jarred Jones, at Duquesne, 11/11/16
Defensive Rebounds	8, Jarred Jones, Fairfield, 11/23/16
Total Rebounds	11, Jarred Jones, at Duquesne, 11/11/16
Assists	6, Andre Walker, at Notre Dame, 11/18/16
Turnovers	8, Andre Walker, at Creighton, 11/26/16
Blocked Shots	5, Chancellor Barnard, at Duquesne, 11/11/16
Steals	4, Andre Walker, Fairfield, 11/23/16

Opponent Individual Highs

Total Points	18, Marcus Adkison, Millersville, 11/14/16
Points, First Half	13, 2x, last Matija Milin, Fairfield, 11/23/16
Points, Second Half	14, 2x, last Justin Patton, at Creighton, 11/26/16
Field Goals Made	8, 4x, last at Creighton, 11/26/16
Field Goals Attempted	18, Marcus Adkison Millersville, 11/14/16
3-Point Field Goals Made	3, 2x, last V.J. Beachem, at Notre Dame, 11/18/16
3-Point Field Goals Attempted	9, Marcus Adkison, Millersville, 11/14/16
Free Throws Made	5, 4x, last Agosto & Fleming, vs. LIU Brooklyn, 11/16/16
Free Throws Attempted	8, Tarin Smith, at Duquesne, 11/11/16
Offensive Rebounds	7, Amadou Sidibe, Fairfield, 11/23/16
Defensive Rebounds	8, Emile Blackman, at Duquesne, 11/11/16
Total Rebounds	14, Amadou Sidibe, Fairfield, 11/23/16
Assists	5, 2x, last Maurice Watson, Jr., at Creighton, 11/26/16
Turnovers	8, Jon Lott, Millersville, 11/14/16
Blocked Shots	5, Darius Lewis, at Duquesne, 11/11/16
Steals	7, Marcus Adkison, Millersville, 11/14/16

Speciality Stats

Opponent	1st H	2nd H	Final	Largest Lead	Paint	Off TO	2nd Ch.	Fast Brk.	Bench
Duquesne	32-36	28-29	60-65	7/9	26/29	16/14	8/8	11/9	3/23
Millersville	39-27	40-39	79-66	23/6	50/32	20/26	15/14	10/6	41/11
LIU Brooklyn	27-26	34-39	61-65	5/6	20/28	15/8	17/19	0/0	20/16
Notre Dame	24-38	24-45	48-83	4/35	16/36	6/21	10/19	2/6	12/22
Fairfield	39-41	42-25	81-66	17/12	42/46	20/15	10/13	20/11	26/11
Creighton	25-30	27-52	52-82	4/32	26/50	6/28	4/7	4/12	14/33
Mount St. Mary's									
Towson									
Binghamton									
UMass Lowell									
American									
Lafayette									
Lehigh									
Army West Point									
Navy									
Boston U.									
Bucknell									
Colgate									
Holy Cross									
Lafayette									
Lehigh									
Army West Point									
Navy									
Boston U.									
Bucknell									
Colgate									
Holy Cross									
American									

(information shown Loyola/opponent)

In Patriot League Stats

(as of Nov. 27)		
Team	Stat	Rank
Scoring Offense	63.5	8th
Scoring Defense	71.2	4th
Scoring Margin	-7.7	5th
Free Throw Percentage	.691	4th
Field Goal Percentage	.398	8th
Opponent FG Percentage	.456	5th
3-Pt. FG Percentage	.278	10th
Opp. 3-Pt. FG Percentage	.276	1st
Rebound Margin	-5.5	6th
Assists	11.5	9th
Blocked Shots	5.0	1st
Steals	7.2	3rd
Individual	Stat	Rank
Jarred Jones		
Points/Game	14.7	8th
Rebounds/Game	6.5	4th
Blocks/Game	1.0	5th
Andre Walker		
Points/Game	12.5	12th
Assists/Game	3.7	6th
Free-Throw Percentage	.895	2nd
James Fives		
Free-Throw Percentage	.760	6th
3-Point Percentage	.438	3rd
Andrew Kostecka		
Field-Goal Percentage	.529	5th
Blocks/Game	0.8	6th
Chancellor Barnard		
Blocks/Game	1.7	2nd

Wins/Losses By Point Differential

	1	2	3	4	5	6	7	8	9	10	11-15	16-20	21-25	26+
Wins											2			
Losses				1	1									2

Loyola Highs & Lows

	Highs	Lows
Total Points	81, Fairfield, 11/23/16	48, at Notre Dame, 11/18/16
Points, First Half	39, 2x, last Fairfield, 11/23/16	24, at Notre Dame, 11/18/16
Field Goal Percentage, Game	.547, Millersville, 11/14/16	.296, at Notre Dame, 11/18/16
Field Goal Percentage, First Half	.500, Millersville, 11/14/16	.269, vs. LIU Brooklyn, 11/16/16
Points, Second Half	42, Fairfield, 11/23/16	24, at Notre Dame, 11/18/16
Field Goal Percentage, Second Half	.581, Millersville, 11/14/16	.286, at Notre Dame, 11/18/16
Field Goals Made	30, Fairfield, 11/23/16	16, 2x, last at Notre Dame, 11/18/16
Field Goals Attempted	66, Fairfield, 11/23/16	47, at Creighton, 11/26/16
3-Point Field Goals Made	7, at Notre Dame, 11/18/16	2, at Creighton, 11/26/16
3-Point Field Goals Attempted	19, Fairfield, 11/23/16	11, at Creighton, 11/26/16
Free Throws Made	26, vs. LIU Brooklyn, 11/16/16	8, at Duquesne, 11/11/16
Free Throws Attempted	33, vs. LIU Brooklyn, 11/16/16	12, at Notre Dame, 11/18/16
Offensive Rebounds	14, 2x, last Fairfield, 11/23/16	6, at Creighton, 11/26/16
Defensive Rebounds	26, Millersville, 11/14/16	19, vs. LIU Brooklyn, 11/16/16
Total Rebounds	39, 2x, last Millersville, 11/14/16	29, at Creighton, 11/26/16
Fouls	25, vs. LIU Brooklyn, 11/16/16	7, at Notre Dame, 11/18/16
Assists	19, Millersville, 11/14/16	4, vs. LIU Brooklyn, 11/16/16
Turnovers	22, Millersville, 11/14/16	10, vs. LIU Brooklyn, 11/16/16
Blocked Shots	8, at Duquesne, 11/11/16	1, vs. LIU Brooklyn, 11/16/16
Steals	13, Fairfield, 11/23/16	3, vs. LIU Brooklyn, 11/16/16

Opponent Highs & Lows

	Highs	Lows
Total Points	83, at Notre Dame, 11/18/16	65, 2x, last vs. LIU Brook., 11/16/16
Points, First Half	41, Fairfield, 11/23/16	26, vs. LIU Brooklyn, 11/16/16
Field Goal Percentage, Game	.557, at Creighton, 11/26/16	.380, Millersville, 11/14/16
Field Goal Percentage, First Half	.548, Fairfield, 11/23/16	.344, Millersville, 11/14/16
Points, Second Half	542, at Creighton, 11/26/16	25, Fairfield, 11/23/16
Field Goal Percentage, Second Half	.742, at Creighton, 11/26/16	.385, at Duquesne, 11/11/16
Field Goals Made	34, 2x, last at Creighton, 11/26/16	21, vs. LIU Brooklyn, 11/16/16
Field Goals Attempted	71, Millersville, 11/14/16	50, vs. LIU Brooklyn, 11/16/16
3-Point Field Goals Made	10, at Notre Dame, 11/18/16	2, at Duquesne, 11/11/16
3-Point Field Goals Attempted	25, at Notre Dame, 11/18/16	9, Fairfield, 11/23/16
Free Throws Made	19, vs. LIU Brooklyn, 11/16/16	7, Millersville, 11/14/16
Free Throws Attempted	25, vs. LIU Brooklyn, 11/16/16	11, Millersville, 11/14/16
Offensive Rebounds	18, Millersville, 11/14/16	8, at Creighton, 11/26/16
Defensive Rebounds	30, at Duquesne, 11/11/16	16, Millersville, 11/14/16
Total Rebounds	46, at Notre Dame, 11/18/16	34, Millersville, 11/14/16
Fouls	29, vs. LIU Brooklyn, 11/16/16	13, at Notre Dame, 11/18/16
Assists	23, at Notre Dame, 11/18/16	9, 2x, last vs. LIU Brook., 11/16/16
Turnovers	20, Fairfield, 11/23/16	9, 2x, last at Creighton, 11/26/16
Blocked Shots	12, at Duquesne, 11/11/16	2, Millersville, 11/14/16
Steals	13, at Notre Dame, 11/18/16	2, 2x, last Fairfield, 11/23/16



Dylan Gollihar

Freshman • Center • 7-0 • 204

Richardson, Texas • Richardson

0

Before Loyola: Graduated from Richardson (Texas) High School where he was a three-year basketball letterwinner... Two-time District 10-6A Defensive Player of the Year as a junior and senior in 2014-2014 and 2015-2016... Also named the City Defensive Player of the year... Had four triple-doubles as a high school player, including three as a senior... Averaged 6.3 points, 10.4 rebounds and 6.3 blocked shots per game as a senior after posting averages of 5.6 points, 8.1 rebounds and 5.1 blocks as a junior... Led the Eagles to the 2014-2015 and 2015-2016 District and Bi-District Championships... Earned Academic All-State honors from the Texas Association of Basketball Coaches in 2015-2016 and was an Academic All-District honoree as a sophomore, junior and senior... Selected to the Metroplex 24 and the North Texas Basketball Coaches Association All-Star Games... Played AAU for FV 5:17 and helped the team win the Central Texas Great American Shootout title... Played in the Texas vs. Trinidad-Tobago Tournament in 2013 and was named the Defensive Player of the Tournament.

Personal: Dylan Jacob Gollihar... Son of Ami and Eric Gollihar... Has one sister, Anna... Member of the National Honor Society... Served as a junior counselor at an international peace camp in the Philippines in the summer of 2014.

Dylan Gollihar's Game-By-Game Statistics

Dylan Gollihar's Career & Season-Highs

Career	
Points	
Rebounds	
FG	
FGA	
3-pt. FG	
3-pt. FGA	
FT	
FTA	
Assists	
Steals	
Blocks	
Minutes	

Dylan Gollihar's Career Statistics



Nick Gorski

Senior • Forward • 6-9 • 242
Richmond, Va. • Benedictine Prep

1

2016-2017 (Senior): Scored six points in just as many minutes against Millersville (11/14).

2015-2016 (Junior): Finished with five points, three rebounds, a block and an assist at Bucknell (2/17)... Scored four points in nine minutes against American (12/30)... Tallied four points and four rebounds in eight minutes at Fairfield (12/22)... Scored a late basket at No. 4 Kansas (12/1).

2014-2015 (Sophomore): Played in all 30 games for the Greyhounds... Averaged 1.6 points, 1.8 rebounds and 10.3 minutes per game... Pulled down a season-high five rebounds at Army (1/31)... Scored four points and grabbed three rebounds against Holy Cross (1/29)... Made 4-of-7 shots, including a big first-half three, and finished with a career-high 11 points at Columbia (12/2)... Grabbed four rebounds in 13 minutes of action at Syracuse (11/25).

2013-2014 (Freshman): Played in 26 games and made three starts in his first season at Loyola... Averaged 1.9 points and 1.2 rebounds in 9.2 minutes per game... Made his first collegiate start against Army (2/1) and scored nine points to go with three rebounds and a blocked shot... Scored a career-high nine points and grabbed a career-best five rebounds in 18 minutes of action at Holy Cross (1/29)... Made all three of his shots and both of his rebounds against the Crusaders... Played 11 minutes, made both of his shots, scored four points, had two rebounds and a steal against Colgate (1/25)... Saw 16 minutes of action against Saint Joseph's (12/21) and

grabbed three rebounds... Scored seven, five in the second half during a 100 second stretch, at Cornell (11/10)... Had four rebounds, as well, against the Big Red... Made his collegiate debut against Binghamton (11/8) and scored two points to go with a pair of rebounds and an assist in six minutes.

Before Loyola: Graduated from Benedictine College Prep in Richmond, Va., where he played his junior and senior seasons... Attended Cosby H.S. where he played as a freshman and sophomore... Was a four-year varsity starter between the two schools... Averaged 6.7 points, 6.1 rebounds and 1.1 blocked shots as a senior for Benedictine Prep, helping the Cadets to a 32-5 record and the Virginia Independent School Athletic Association Division I state title in 2012-2013... Had season-highs of 21 points and 14 rebounds during a December 2012 game against Middleburg Academy... Blocked five shots, a season-high, versus Pope John Paul The Great.

Personal: Nicholas Alexander Gorski... Achieved the rank of 2nd Lieutenant at Benedictine Prep... Played AAU basketball for East Coast Fusion.

Nick Gorski's Game-By-Game Statistics

Opponent	Date	gs	min	fg-fga	pct	3fg-fga	pct	ft-fa	pct	off	def	tot	avg	pf	a	to	blk	stl	pts	avg
at Duquesne	11/11/16		dnp																	
MILLERSVILLE	11/14/16	6	1-2	.500	0-0	.000	4-4	1.000	0	0	0	0.0	1	0	0	0	0	0	6	6.0
at LIU Brooklyn	11/16/16	12	2-2	1.000	1-1	1.000	0-0	.000	0	1	1	0.5	1	0	0	0	0	5	5.5	
at Notre Dame	11/18/16	5	0-1	.000	0-1	.000	0-0	.000	0	0	0	0.3	0	0	1	0	0	0	3	3.7
FAIRFIELD	11/23/16	2	1-1	1.000	0-0	.000	0-0	.000	0	0	0	0.3	0	0	0	0	0	2	3.3	
at Creighton	11/28/16	12	1-2	.500	0-1	.000	0-0	.000	0	1	1	0.4	1	0	2	0	0	2	3.0	
Totals		0	37	5-8	.625	1-3	.333	4-4	1.000	0	2	2	0.4	3	0	3	0	15	3.0	

Games played: 5
Minutes/game: 7.4
Points/game: 3.0
FG Pct: 62.5
3FG Pct: 33.3
FT Pct: 100.0

Rebounds/game: 0.4
Turnovers/game: 0.6

Nick Gorski's Career & Season-Highs

Career

Points	11, at Columbia, 12/2/14
Rebounds	5, 2x, last at Army, 1/31/15
FG	4, 2x, last at Columbia, 12/2/14
FGA	8, 2x, last at Lehigh, 2/8/14
3-pt. FG	1, 5x, vs. LIU Brooklyn, 11/16/16
3-pt. FGA	1, 15x, last vs. LIU Brooklyn, 11/16/16
FT	4, Millersville, 11/14/16
FTA	4, 2x, last Millersville, 11/14/16
Assists	2, 2x, last Holy Cross, 2/24/16
Steals	2, at Columbia, 12/2/14
Blocks	1, 14x, last at Bucknell, 2/17/16
Minutes	22, 2x, last at Columbia, 12/2/14

2016-2017

Points	6, Millersville, 11/14/16
Rebounds	1, vs. LIU Brooklyn, 11/16/16
FG	2, vs. LIU Brooklyn, 11/16/16
FGA	2, 3x, last at Creighton, 11/26/16
3-pt. FG	1, vs. LIU Brooklyn, 11/16/16
3-pt. FGA	1, 3x, last at Creighton, 11/26/16
FT	4, Millersville, 11/14/16
FTA	4, Millersville, 11/14/16
Assists	
Steals	
Blocks	
Minutes	12, 2x, last at Creighton, 11/26/16

Nick Gorski's Career Statistics

Season	gp-gs	min/avg	Total		3-Point		F-Throws		Rebounds				Scoring					
			fg-fga	pct	fg-fga	pct	ft-fa	pct	off	def	tot	avg	pf	fo	ast	to	blk	stl
2013-14	26-3	240/9.2	21-55	.382	3-10	.300	4-6	.667	9	21	30	1.2	35	0	3	11	6	5
2014-15	30-0	310/10.3	19-51	.373	1-3	.333	10-16	.625	20	35	55	1.8	35	0	9	20	6	4
2015-16	24-0	138/5.8	12-30	.400	0-1	.000	11-15	.733	10	12	22	0.9	17	0	5	9	2	1
2016-17	5-0	37/7.4	5-8	.625	1-3	.333	4-4	1.000	0	2	2	0.4	3	0	0	3	0	0
TOTAL	85-3	725/8.5	57-144	.396	5-17	.294	29-41	.707	39	70	109	1.3	90	0	17	43	14	10

Loyola Greyhounds at Stony Brook Seawolves | Wednesday, November 30, 2016 | 7:00 p.m.

Game 7



Andre Walker

Junior • Guard • 6-0 • 170
Westbury, N.Y. • Christ The King

2

2016-2017 (Junior): Preseason All-Patriot League... Made 12-of-13 free throws and scored 21 against LIU Brooklyn in Barclays Center (11/16)... Scored 21 in the opener at Duquesne (11/11).

2015-2016 (Sophomore): Named to the All-Patriot League Second Team... Started all 30 games... Led the team and was seventh in the conference in scoring (14.2)... Also topped the team in steals (1.5), free-throw percentage (80.3), assists (3.9) and 3-point field goal percentage (38.7)... Was third, fifth, sixth and ninth in the League in those statistical categories... Also averaged 3.4 rebounds per game... Was the only player in the Patriot League to be in the top-10 statistically in points per game, assists per game, steals per game, free-throw percentage and 3-point field goal percentage... Raised his 3-point percentage by 15.4 percent from his freshman season (23.3) after shooting 43.8 percent (32-of-73) from behind the arc in League play... Finished Loyola's 11-game non-conference schedule averaging 11.9 points per game, a figure he raised to 15.6 in 18 conference contests... Scored 10 or more points in 26 of the Greyhounds' 30 games and had five assists on 15 occasions... Tallied 15 or more points 13 times during the year, had four games with 20 or more and one with 30-plus... Dished out a career-high nine assists in the Patriot League Championships First Round against Holy Cross (3/1) and scored 14 points... Made all six of his threes and scored 25 points at American (2/27)... Tied Marquis Sullivan's 2007 school record for most threes in a game without a miss, and his six are tied for seventh in school single-game history... Scored 15 and had six assists against Holy Cross (2/24)... Finished with 22 points and made a career-high four 3-pointers at Colgate (2/21)... Scored 16 points and had five assists and three steals against Boston University (2/13)... Named LIDS Team Sports Patriot League Player of the Week on Feb. 8 after averaging 19.3 points, 4.7 assists, 3.7 rebounds and 2.0 steals in three game... Scored a career-high 31 points, 29 after halftime, in a double-overtime win at Army West Point (2/6)... Hit 15-of-16 free throws, including his last 14... His final two from the foul line with 3.9 seconds left in the second overtime were the game winners... Tallied 17 points, making a career-high three 3-pointers, against Colgate (2/1)... Finished with 17 points and five rebounds against Army West Point (1/9)... Made the game-winning layup with 4.2 seconds left and finished with 18 points, six assists and two steals against Lehigh (1/6)... Scored 21 points, going 9-of-10 from the free-throw line, in a win at Lafayette (1/2)... Posted 15 points to go with five rebounds, seven assists and just one turnover at Northwestern (12/27)... Scored 10 in the first half at Kansas (12/1)... Finished with a game-high 19 points to go with six rebounds and five assists against Stony Brook (11/24).

2014-2015 (Freshman): Earned Patriot League All-Rookie Team honors after playing in all

Andre Walker's Game-By-Game Statistics

Opponent	Date	gs	min	fg		3-Pointers		ft		Rebounds		pf		a		to		blk		stl		pts		avg	
				fga	pct	3fga	pct	fta	pct	off	def	tot	avg	pf	a	to	blk	stl	pts	avg					
at Duquesne	11/11/16	*	33	9-19	.474	3-7	.429	0-0	.000	1	3	4	4	0	3	1	6	0	0	21	21.0				
MILLERSVILLE	11/14/16	*	13	2-6	.333	0-3	.000	0-0	.000	0	2	2	3	0	2	4	2	1	1	4	12.5				
at LIU Brooklyn	11/16/16	*	33	4-12	.333	1-5	.200	12-13	.923	1	5	6	4	0	3	2	1	0	0	21	15.3				
at Notre Dame	11/18/16	*	25	3-12	.250	2-5	.400	0-0	.000	0	0	0	3	0	2	6	3	0	0	8	13.5				
FAIRFIELD	11/23/16	*	27	3-10	.300	1-2	.500	2-2	1.000	0	3	3	0	3	4	3	1	4	9	12.6					
at Creighton	11/26/16	*	25	4-13	.308	1-5	.200	3-4	.750	1	1	2	2	8	2	5	8	1	0	12	12.5				
Totals			6	156	25-72	.347	8-27	.296	17-19	.895	3	14	17	2.8	15	22	23	3	5	75	12.5				

Games played: 6
Minutes/game: 26.0
Points/game: 12.5
FG Pct: 34.7
3FG Pct: 29.6
FT Pct: 89.5

Rebounds/game: 2.8
Assists/game: 3.7
Turnovers/game: 3.8
Assist/turnover ratio: 1.0
Steals/game: 0.8
Blocks/game: 0.5

30 games and starting 14 during his first season at Loyola... Led Patriot League freshmen in scoring with 10.2 points per game... Also averaged 4.1 rebounds and 2.3 assists per game... Was third in the conference in steals per game (1.7) and led the team with 52 overall... Shot .786 from the free-throw line, the No. 8 mark in the Patriot League... Was the team's second-leading scorer in Patriot League games, averaging 10.8 points per game... Earned LIDS Team Sports Patriot League Rookie of the Week honors three times... Was the team's leading scorer seven times and had 10 or more points 17 times during the season... Finished with a career-high 21 points, scoring the game-winner on a layup with 6.9 seconds left in triple overtime against Colgate (2/22)... Also had two game-tying free throws with less than seven seconds in regulation and the tying layup with one-tenth of a second left in double overtime... Finished with 17 for the third game in a row against Bucknell (1/23)... Hit 9-of-9 free throws, six coming in overtime when he scored eight of Loyola's 17 points... Matched his season-high with 17 points, going 8-of-8 from the free-throw line at Lafayette (1/14)... Named LIDS Team Sports Patriot League Rookie of the Week on Dec. 29 after recording 14 points, a career-high nine rebounds and five steals at Barclays Center against Fairfield (12/28)... Dished out six assists at Syracuse (11/25)... Scored a game-high 16 points and had five steals versus UMBC (11/19)... Named the Anaconda Sports/Patriot League Rookie of the Week on Nov. 17 after finishing his first collegiate weekend by averaging 14.0 points, 5.5 rebounds, 2.0 assists and 1.0 steals... Played 32 minutes and scored 11 points to go with six rebounds, three assists and two steals versus Cornell (11/16)... Made his collegiate debut at Texas Tech (11/14) and led all scorers with 17 points.

Before Loyola: Led Christ the King Regional High School to its second-straight New York State Federation Tournament of Champions title as a senior in 2013-2014... Scored a game-high 25 points in the title game and earned tournament Most Valuable Player honors... Tallied 13 of those points in the third quarter and went 7-of-10 overall from the field, 3-of-3 from 3-point range and 8-of-9 from the free-throw line against Long Island Lutheran in the championship contest... As a senior for the Royals, earned Catholic High School Athletic Association (CHSAA) All-League honors... Helped Christ the King win the 2013 and 2014 state crowns and CHSAA Division AA titles... Transferred to Christ the King prior to his junior season after spending two seasons as a varsity starter at St. Anthony's High School on Long Island... Also played two years of football for the Friars.

Personal: Andre Terrell Walker... Born in Queens, N.Y.... Was a member of the honor roll at Christ the King and St. Anthony's.

Andre Walker's Career & Season-Highs

Career

Points	31, at Army West Point, 2/6/16
Rebounds	9, vs. Fairfield, 12/28/14
FG	9, at Duquesne, 11/11/16
FGA	21, at Army West Point, 2/6/16
3-pt. FG	6, at American, 2/27/16
3-pt. FGA	7, 3x, last at Duquesne, 11/11/16
FT	15, at Army West Point, 2/6/16
FTA	16, at Army West Point, 2/6/16
Assists	9, Holy Cross, 3/1/16
Steals	5, 4x, last at Holy Cross, 2/25/15
Blocks	1, 13, last at Creighton, 11/26/16
Minutes	50, Colgate, 2/22/15

2016-2017

Points	21, 2x, last vs. LIU Brooklyn, 11/16/16
Rebounds	6, vs. LIU Brooklyn, 11/16/16
FG	9, at Duquesne, 11/11/16
FGA	19, at Duquesne, 11/11/16
3-pt. FG	3, at Duquesne, 11/11/16
3-pt. FGA	7, at Duquesne, 11/11/16
FT	12, vs. LIU Brooklyn, 11/16/16
FTA	13, vs. LIU Brooklyn, 11/16/16
Assists	6, at Notre Dame, 11/18/16
Steals	4, Fairfield, 11/23/16
Blocks	1, 2x, last at Creighton, 11/26/16
Minutes	33, 2x, last vs. LIU Brooklyn, 11/16/16

Andre Walker's Career Statistics

			Total		3-Point		F-Throws		Rebounds											Scoring	
Season	gp-gs	min/avg	fg-fga	pct	fg-fga	pct	ft-fta	pct	off	def	tot	avg	pf	fo	ast	to	blk	stl	pts	avg	
2014-15	30-14	838/27.9	97-305	.318	20-86	.233	92-117	.786	33	91	124	4.1	90	4	68	71	4	52	306	10.2	
2015-16	30-30	972/32.4	129-346	.373	46-119	.387	122-152	.803	17	85	102	3.4	87	3	117	77	6	46	426	14.2	
2016-17	6-6	156/26.0	25-72	.347	8-27	.296	17-19	.895	3	14	17	2.8	15	0	22	23	3	5	75	12.5	
TOTAL	66-50	1966/29.8	251-723	.347	74-232	.319	231-288	.802	53	190	243	3.7	192	7	207	171	13	103	807	12.2	

Loyola Greyhounds at Stony Brook Seawolves | Wednesday, November 30, 2016 | 7:00 p.m.

Game 7



Nevell Provo

Sophomore • Guard • 6-0 • 186

North Preston, Nova Scotia • Pine Ridge

4

2016-2017 (Sophomore): Scored a career-best 10 points, making 2-of-4 threes, to go with two assists and two steals without a turnover against Fairfield (11/23)... Had career-highs of six points and four rebounds at Notre Dame (11/18).

2015-2016 (Freshman): Had a season-best five assists at Boston University (1/18)... Knocked down a 3-pointer and had a team-high three assists at Navy (1/13)... Had five points versus Army West Point (1/9)... Scored four points, had two rebounds and a blocked shot at Lafayette (1/2)... Had two steals and two assists at Northwestern (12/27)... Knocked down a three at Fairfield (12/22)... Scored his first collegiate points and had two assists, two steals and two boards at No. 4 Kansas (12/1)... Dished out four assists at Siena (11/28)... Had two assists at Saint Bonaventure (11/21)... Made his Loyola debut against Tennessee State (11/13).

Before Loyola: Graduated from Pine Ridge Secondary School in Pickering, Ontario... Attended Pine Ridge for his junior and senior years (2013-2015) after matriculating at Huntington (West Virginia) Prep from 2011-2013... Averaged 18.9 points, 9.0 assists and 3.6 rebounds per contest for Pine Ridge in 2014-2015, helping his team to the Ontario Federation of School Athletic Associations (OFSSA) Bronze Medal... The medal was the first for any Pine Ridge team... Played in the BioSteel All-Canadian Game... Member

of the Canadian U-19 Basketball Team and competed for his country at the FIBA U-19 World Championships in Greece during the summer of 2015 where the squad finished fifth... Helped Canada to the silver medal, behind only the United States' team, at the FIBA Americas Tournament in Colorado Springs in 2014... Averaged 2.4 assists in the tournament... The Canadians won four games before falling to the host nation in the title game... It was the highest-ever finish for a Canadian age-group team... Averaged 15.3 points per game at Pine Ridge as a junior... Was on the United States' No. 1 ranked high school basketball team by Rivals at Huntington... Played AAU Basketball for Canada Elite and was in the top five in assists in the Under Armour Association of teams.

Personal: Nevell Tajuan Provo... Born in North Preston, Nova Scotia, where his family still lives... Member of the National Honor Society from 2011-2013 and earned First Degree Honors at Pine Ridge where he had a 4.0 grade-point average... Earned the Ronny Bathia Award, the Academic Ambassador Award and the Silver Fox Invitational Academic Award... Grew up playing hockey and progressed to the AAA level.

Nevell Provo's Game-By-Game Statistics

Opponent	Date	gs	min	Total		3-Pointers		Free throws		Rebounds		pts		avg	pf	a	to	blk	stl	pts	avg
				fg-fga	pct	3fg-fga	pct	ft-fa	pct	off	def	tot	avg								
at Duquesne	11/11/16	11	0-3	.000	0-2	.000	0-0	.000	0	1	1	1	0	0	1	0	0	0	0	0	0.0
MILLERSVILLE	11/14/16	4	0-1	.000	0-1	.000	0-0	.000	0	0	0	0	0.5	0	0	1	0	0	0	0	0.0
at LIU Brooklyn	11/16/16	6	0-0	.000	0-0	.000	0-1	.000	0	0	0	0	0.3	0	0	0	0	0	0	0	0.0
at Notre Dame	11/18/16	10	2-5	.400	2-3	.667	0-0	.000	1	3	4	1	3	0	1	1	0	0	0	6	1.5
FAIRFIELD	11/23/16	24	3-6	.500	2-4	.500	2-2	1.000	0	1	1	2	4	2	0	0	2	0	10	3.2	
at Creighton	11/28/16	20	1-3	.333	1-3	.333	0-0	.000	1	3	4	1	7	1	1	2	0	0	3	3.2	
Totals		0	75	6-18	.333	5-13	.385	2-3	.667	2	8	10	17	5	5	4	0	2	19	3.2	

Games played: 6
Minutes/game: 12.5
Points/game: 3.2
FG Pct: 33.3
3FG Pct: 38.5
FT Pct: 66.7

Rebounds/game: 1.7
Assists/game: 0.8
Turnovers/game: 0.7
Assist/turnover ratio: 1.3
Steals/game: 0.3

Nevell Provo's Career & Season-Highs

Career

Points	10, Fairfield, 11/23/16
Rebounds	4, 2x, last at Creighton, 11/26/16
FG	3, Fairfield, 11/23/16
FGA	6, Fairfield, 11/23/16
3-pt. FG	2, 2x, last Fairfield, 11/23/16
3-pt. FGA	4, Fairfield, 11/23/16
FT	2, Fairfield, 11/23/16
FTA	2, Fairfield, 11/23/16
Assists	5, at Boston University, 1/18/16
Steals	2, 3x, last Fairfield, 11/23/16
Blocks	1, at Lafayette, 1/2/16
Minutes	24, Fairfield, 11/23/16

2016-2017

Points	10, Fairfield, 11/23/16
Rebounds	4, 2x, last at Creighton, 11/26/16
FG	3, Fairfield, 11/23/16
FGA	6, Fairfield, 11/23/16
3-pt. FG	2, 2x, last Fairfield, 11/23/16
3-pt. FGA	4, Fairfield, 11/23/16
FT	2, Fairfield, 11/23/16
FTA	2, Fairfield, 11/23/16
Assists	2, Fairfield, 11/23/16
Steals	2, Fairfield, 11/23/16
Blocks	
Minutes	24, Fairfield, 11/23/16

Nevell Provo's Career Statistics

			Total		3-Point		F-Throws		Rebounds											Scoring	
Season	gp-gs	min/avg	fg-fga	pct	fg-fga	pct	ft-fa	pct	off	def	tot	avg	pf	fo	ast	to	blk	stl	pts	avg	
2015-16	26-0	219/8.4	12-28	.429	4-17	.235	0-1	.000	2	9	11	0.4	19	0	22	16	1	7	28	1.1	
2016-17	6-0	75/12.5	6-18	.333	5-13	.385	2-3	.667	2	8	10	1.7	5	0	5	4	0	2	19	3.2	
TOTAL	32-0	294/9.2	18-46	.391	9-30	.300	2-4	.500	4	17	21	0.7	24	0	27	20	1	9	47	1.5	

Loyola Greyhounds at Stony Brook Seawolves | Wednesday, November 30, 2016 | 7:00 p.m.

Game

7



KaVaughn Scott

Freshman • Forward • 6-7 • 220

Irvine, Calif. • Orange Lutheran

5

2016-2017 (Freshmen): Made the first start of his Loyola career at Notre Dame (11/18)... Led Loyola with 14 points and topped all players with nine rebounds against Millersville (11/14)... Made his collegiate debut at Duquesne (11/11).

Before Loyola: Graduated from Orange Lutheran High School in Irvine, California... A McDonalds All-America nominee in as a senior in 2015-2016... Helped the Lancers to a 23-9 overall record as a senior and an appearance in the California Interscholastic Federation (CIF) Division II Regional Semifinals... Orange Lutheran also received a bid to the CIF Open Division Championships, a tournament that draws the top 16 teams in Southern California regardless of division or school population... Named to the All-Trinity League First Team after averaging 11.7 points, 8.2 rebounds and 1.6 blocked shots per game in 2015-2016... Named to the All-CIF Open Division Team and was a MaxPreps All-State honoree... Scored a traditional 3-point play on a basket and free throw with eight seconds left in regulation to give the Lancers a 63-62 win over Army-Navy High School in the CIF Division II First Round... Had a steal on the ensuing inbounds pass to seal the win... Named All-Orange County Second Team from the Orange County Register... Played for the North Team in the Orange County North-South All-Star Game... Also helped the Lancers reach the CIF Division II State Semifinals in 2014 and qualify for the Open Division Championships in 2015... Set school record for blocked shots in a game (8)... Had 466 career rebounds... Second in career field-goal percentage at the school behind former University of Arizona player Gabe York... Played AAU for the Compton Magic and Earl Watson Elite... Was a member of the championship team at the 16U Las Vegas Big Foot Plat-

inum Tournament with Earl Watson Elite.

Personal: KaVaughn Johnson Scott... Son of Denise Johnson-Scott and Gary Scott... Has three siblings, Brandon, Takara and Nevin... Was a member of Orange Lutheran's Student Life Delegate Team... Was an Operation Christmas and Day of Dreams volunteer... Mother ran track at UC-Riverside, and his father played basketball at the University of Nevada.

KaVaughn Scott's Game-By-Game Statistics

Opponent	Date	gs	min	Total		3-Pointers		Free throws		Rebounds				pf	a	tlo	blk	stl	pts	avg
				fg-fga	pct	3fg-fga	pct	ft-fa	pct	off	def	tot	avg							
at Duquesne	11/11/16	11	0-1	.000	0-0	.000	1-2	.500	1	1	2	2.0	2	1	1	0	0	1	1.0	
MILLERSVILLE	11/14/16	18	5-8	.625	0-0	.000	4-6	.667	4	5	9	5.5	0	2	2	0	1	14	7.5	
at LIU Brooklyn	11/16/16	11	1-1	1.000	0-0	.000	0-0	.000	1	0	1	4.0	4	0	1	0	0	2	5.7	
at Notre Dame	11/18/16	* 18	0-2	.000	0-0	.000	4-6	.667	2	1	3	3.8	1	1	1	1	0	4	5.3	
FAIRFIELD	11/23/16	* 7	1-1	1.000	0-0	.000	0-0	.000	1	0	1	3.2	1	0	0	0	0	2	4.6	
at Creighton	11/26/16	* 11	1-1	1.000	0-0	.000	0-2	.000	0	3	3	3.2	4	1	0	0	0	2	4.2	
Totals		3	76	8-14	.571	0-0	.000	9-16	.563	9	10	19	3.2	12	5	5	1	25	4.2	

Games played: 6
Minutes/game: 12.7
Points/game: 4.2
FG Pct: 57.1
FT Pct: 56.3

Rebounds/game: 3.2
Assists/game: 0.8
Turnovers/game: 0.8
Assist/turnover ratio: 1.0
Steals/game: 0.2
Blocks/game: 0.2

KaVaughn Scott's Career & Season-Highs

Career

Points	14, Millersville, 11/14/16
Rebounds	9, Millersville, 11/14/16
FG	5, Millersville, 11/14/16
FGA	8, Millersville, 11/14/16
3-pt. FG	
3-pt. FGA	
FT	4, Millersville, 11/14/16
FTA	6, Millersville, 11/14/16
Assists	2, Millersville, 11/14/16
Steals	1, Millersville, 11/14/16
Blocks	1, at Notre Dame, 11/18/16
Minutes	18, Millersville, 11/14/16

KaVaughn Scott's Career Statistics

			Total		3-Point		F-Throws		Rebounds											Scoring	
Season	gp-gs	min/avg	fg-fga	pct	fg-fga	pct	ft-fa	pct	off	def	tot	avg	pf	fo	ast	to	blk	stl	pts	avg	
2016-17	6-3	76/12.7	8-14	.571	0-0	.000	9-16	.563	9	10	19	3.2	12	0	5	5	1	1	25	4.2	
TOTAL	6-3	76/12.7	8-14	.571	0-0	.000	9-16	.563	9	10	19	3.2	12	0	5	5	1	1	25	4.2	

Loyola Greyhounds at Stony Brook Seawolves | Wednesday, November 30, 2016 | 7:00 p.m.

Game 7



Andrew Kostecka

Freshman • Guard • 6-4 • 179
Germantown, Md. • Clarksburg

10

2016-2017 (Freshman): Scored eight points, had five boards and blocked two shots at Notre Dame (11/18)... Tallied 11 against Millersville (11/14)... Made his Loyola debut at Duquesne (11/11), garnering a starting role and scoring seven points.

Before Loyola: Lettered in basketball, golf and track and field at Clarksburg (Maryland) High School... Earned All-Maryland 4A/3A First Team honors from the Maryland Basketball Coaches Association as a senior in 2015-2016... Averaged 19.6 points, 6.3 rebounds and 2.5 assists as a senior for the Coyotes... scored 11 or more points in every game of his senior season... Named The Sentinel's Player of the Year as a senior... Named All-Met Honorable Mention by The Washington Post... Played in four all-star "main" games following the 2015-2016 campaign: the Capital Classic, Maryland Crab Ball, the BWW Roundball Classic and the Montgomery County Game... Earned All-Montgomery County honors from the Montgomery Gazette in 2014-2015 after averaging 13.9 points, 6.2 rebounds and 2.0 assists... Led the Eagles to a 20-5 record as a junior and 21-9 mark as a senior... Team

advanced to the regional final of the state tournament in 2016 where it fell in overtime... Was an All-Montgomery County golfer at Clarksburg and finished second in high jump at the Maryland 4A/3A State Track and Field Championships with a leap of 6-4.

Personal: Andrew Edward Kostecka III... Son of Lana and Andy Kostecka... Has one sister, Laurie, who is a softball player at the University of Tampa... Grandfather, Andrew, Sr., is a member of the Georgetown University Athletics Hall of Fame where he played basketball... The eldest Andrew Kostecka also played for the Indianapolis Jets of the Basketball Association of America (BAA), one of the two leagues that merged to form the NBA in 1949... Completed more than 265 student service learning hours at Clarksburg... Four-year honor roll student with a weighted grade-point average of higher than 4.1... Received the Certificate of Meritorious Service from the Maryland State Department of Education.

Andrew Kostecka's Game-By-Game Statistics

Opponent	Date	gs	min	fg	fga	pct	3fg	3fga	pct	Free	throws	off	def	reb	pts	a	to	blk	stl	pts	avg
at Duquesne	11/11/16	*	21	3-7	429	1-4	250	0-0	.000	0	2	2	2	2.0	4	0	0	2	2	7	7.0
MILLERSVILLE	11/14/16	*	21	4-6	.667	1-3	.333	2-2	1.000	0	2	2	2	2.0	3	3	0	0	1	11	9.0
at LIU Brooklyn	11/16/16	*	19	3-7	.429	1-5	.200	0-0	.000	2	2	4	2	2.7	3	0	0	0	1	7	8.3
at Notre Dame	11/18/16	*	26	3-4	.750	1-1	1.000	1-1	1.000	2	3	5	3	3.3	0	4	2	1	8	8.3	
FAIRFIELD	11/23/16	*	15	3-7	.429	0-3	.000	1-2	.500	1	2	3	3	3.2	3	2	0	1	2	7	8.0
at Creighton	11/26/16	*	9	2-3	.667	0-0	.000	0-0	.000	1	1	2	1	2.0	0	0	0	0	0	4	7.3
Totals	6	111	18-34	.529	4-16	.250	4-5	.800	6	12	18	3	13	5	5	7	4	7	44	7.3	

Games played: 6
Minutes/game: 18.5
Points/game: 7.3
FG Pct: 52.9
3FG Pct: 25.0
FT Pct: 80.0

Rebounds/game: 3.0
Assists/game: 0.8
Turnovers/game: 0.7
Assist/turnover ratio: 1.3
Steals/game: 1.2
Blocks/game: 0.8

Andrew Kostecka's Career & Season-Highs

	Career
Points	11, Millersville, 11/14/16
Rebounds	5, at Notre Dame, 11/18/16
FG	4, Millersville, 11/14/16
FGA	7, at Duquesne, 11/11/16
3-pt. FG	1, 4x, last at Notre Dame, 11/18/16
3-pt. FGA	5, at LIU Brooklyn, 11/16/16
FT	2, Millersville, 11/14/16
FTA	2, 2x, last Fairfield, 11/23/16
Assists	3, Millersville, 11/14/16
Steals	2, 2x, last Fairfield, 11/23/16
Blocks	2, 2x, last at Notre Dame, 11/18/16
Minutes	26, at Notre Dame, 11/18/16

Andrew Kostecka's Career Statistics

Season	gp-gs	min/avg	Total fg-fga	pct	3-Point fg-fga	pct	F-Throws ft-fga	pct	Rebounds off	def	tot	avg	pf	fo	ast	to	blk	stl	Scoring pts	avg
2016-17	6-6	111/18.5	18-34	.529	4-16	.250	4-5	.800	6	12	18	3.0	13	0	5	4	5	7	44	7.3
TOTAL	6-6	111/18.5	18-34	.529	4-16	.250	4-5	.800	6	12	18	3.0	13	0	5	4	5	7	44	7.3

Loyola Greyhounds at Stony Brook Seawolves | Wednesday, November 30, 2016 | 7:00 p.m.

Game 7



Austin Harriott

Freshman • Guard • 6-4 • 213

Philadelphia, Pa. • Hun School of Princeton

12

2016-2017 (Freshman): Scored his first points for Loyola against Millersville and also had a pair of steals (11/14)... Made his collegiate debut at Duquesne (11/11).

Before Loyola: Graduated from The Hun School of Princeton (New Jersey) where he prepped and played from 2014-2016... Attended and played at Germantown Friends School in Philadelphia in 2012-2014 and Boys' Latin School of Philadelphia in 2011-2012... Earned All-Mid-Atlantic Prep League (MAPL) honors... Averaged 12 points and eight rebounds per game as a senior and 14 points and six rebounds as a junior... Helped Hun to a second-place finish in the MAPL as a junior and a No. 6 ranking in the final New Jersey Advanced Media's Prep/Independent School poll... Played AAU for the Jersey Shore Shots.

Austin Harriott's Game-By-Game Statistics

Opponent	Date	gs	min	Total		3-Pointers		Free throws		Rebounds				pf	a	tlo	blk	stl	pts	avg
				fg-fga	pct	3fg-fga	pct	ft-fa	pct	off	def	tot	avg							
at Duquesne	11/11/16	4	0-1	.000	0-1	.000	0-0	.000	0	1	1	1.0	3	0	0	0	0	0	0	0.0
MILLERSVILLE	11/14/16	9	1-1	1.000	0-0	.000	0-2	.000	1	1	2	1.5	1	0	0	0	2	2	1.0	
at LIU Brooklyn	11/16/16	9	0-2	.000	0-0	.000	0-0	.000	0	1	1	1.3	2	0	0	0	0	0	0.7	
at Notre Dame	11/18/16	13	1-2	.500	0-1	.000	2-3	.667	0	2	2	1.5	0	0	0	0	0	4	1.5	
FAIRFIELD	11/23/16	9	1-2	.500	0-0	.000	0-0	.000	1	0	1	1.4	4	0	1	0	0	2	1.6	
at Creighton	11/26/16	11	0-0	.000	0-0	.000	0-0	.000	1	0	1	1.3	2	0	1	0	1	0	1.3	
Totals		0	55	3-8	.375	0-2	.000	2-5	.400	3	5	8	1.3	12	0	2	0	3	8	1.3

Games played: 6
Minutes/game: 9.2
Points/game: 1.3
FG Pct: 37.5
3FG Pct: 0.0
FT Pct: 40.0

Rebounds/game: 1.3
Turnovers/game: 0.3
Steals/game: 0.5

Austin Harriott's Career & Season-Highs

Career

Points	4, at Notre Dame, 11/18/16
Rebounds	2, 2x, last at Notre Dame, 11/18/16
FG	1, 3x, last Fairfield, 11/23/16
FGA	2, 2x, last Fairfield, 11/23/16
3-pt. FG	
3-pt. FGA	1, 2x, last at Notre Dame, 11/18/16
FT	2, at Notre Dame, 11/18/16
FTA	3, at Notre Dame, 11/18/16
Assists	
Steals	2, Millersville, 11/14/16
Blocks	
Minutes	13, at Notre Dame, 11/18/16

Austin Harriott's Career Statistics

Season	gp-gs	min/avg	Total		3-Point		F-Throws		Rebounds				pf	fo	ast	to	blk	stl	Scoring	
			fg-fga	pct	fg-fga	pct	ft-fa	pct	off	def	tot	avg							pts	avg
2016-17	6-0	55/9.2	3-8	.375	0-2	.000	2-5	.400	3	5	8	1.3	12	0	0	2	0	3	8	1.3
TOTAL	6-0	55/9.2	3-8	.375	0-2	.000	2-5	.400	3	5	8	1.3	12	0	0	2	0	3	8	1.3

Loyola Greyhounds at Stony Brook Seawolves | Wednesday, November 30, 2016 | 7:00 p.m.

Game

7



Chuck Champion

Freshman • Guard • 6-3 • 175
Philadelphia, Pa. • Friends Central

14

2016-2017 (Freshman): Scored his first Loyola point with a free throw against Millersville (11/14)... Made his collegiate debut at Duquesne (11/11).

Before Loyola: Graduated from Friends' Central School in Wynnewood, Pennsylvania, where he prepped and played from 2014-2016... Attended La Salle College High School from 2012-2014... Earned All-Main Line and All-Friends School League (FSL) First Team honors as a senior in 2015-2016 when he averaged 15 points per game, making 60 3-pointers... Helped lead the Phoenix to the FSL Championship Game... Was an All-FSL Honorable Mention performer in 2014-2015 following his junior season in which he averaged 14 points per game... The Phoenix reached the Pennsylvania Independent Schools Athletic Association (PAISAA) Quarterfinals that season... Was on the Pennsylvania Interscholastic Athletic Association (PIAA) AAAA runner-up team at La Salle as a sophomore where he averaged six points per contest... Played AAU for the Jersey Shore Warriors... Named the 2015 Hoop Group Jam Fest Most Valuable Player after helping his team to the championship... Also won the Elevate Hoops Team title.

Personal: Charles William Champion III... Son of Mikaele Racine-Champion and Dr. Charles William Champion... Has two siblings, Gemmika and Khai... Cousin, Raja Bell, played in the NBA for 14 seasons.

Chuck Champion's Game-By-Game Statistics

Opponent	Date	gs	min	Total		3-Pointers		Free throws		Rebounds										
				fg	pct	3fg	pct	ft	pct	off	def	tot	avg	pf	a	t/o	blk	stl	pts	avg
at Duquesne	11/11/16	3	0-1	.000	0-0	.000	0-0	.000	0	1	1	1.0	0	1	0	0	0	0	0	0.0
MILLERSVILLE	11/14/16	7	0-1	.000	0-1	.000	1-2	.500	0	0	0	0.5	3	0	2	0	0	1	0.5	0.5
at LIU Brooklyn	11/16/16	dnp	-	-	-	-	-	-	-	-	-	-	-	-	-	-	-	-	-	-
at Notre Dame	11/18/16	9	0-1	.000	0-1	.000	0-0	.000	0	0	0	0.3	1	1	1	0	0	0	0.3	0.3
FAIRFIELD	11/23/16	dnp	-	-	-	-	-	-	-	-	-	-	-	-	-	-	-	-	-	-
at Creighton	11/26/16	6	1-1	1.000	0-0	.000	0-0	.000	0	0	0	0.3	1	0	0	0	0	2	0.8	0.8
TOTALS		0	25	1-4	.250	0-2	.000	1-2	.500	0	1	1	0.3	5	2	3	0	3	0.8	0.8

Games played: 4
Minutes/game: 6.3
Points/game: 0.8
FG Pct: .250
3FG Pct: 0.0
FT Pct: 50.0

Rebounds/game: 0.3
Assists/game: 0.5
Turnovers/game: 0.8
Assist/turnover ratio: 0.7

Chuck Champion's Career & Season-Highs

Career

Points	2, at Creighton, 11/26/16
Rebounds	1, at Duquesne, 11/11/16
FG	1, at Creighton, 11/26/16
FGA	1, 4x, last at Creighton, 11/26/16
3-pt. FG	
3-pt. FGA	1, 2x, last at Notre Dame, 11/18/16
FT	1, Millersville, 11/14/16
FTA	2, Millersville, 11/14/16
Assists	1, 2x, last at Notre Dame, 11/18/16
Steals	
Blocks	
Minutes	9, at Notre Dame, 11/18/16

Chuck Champion's Career Statistics

			Total		3-Point		F-Throws		Rebounds											Scoring	
Season	gp-gs	min/avg	fg-fga	pct	fg-fga	pct	ft-fa	pct	off	def	tot	avg	pf	fo	ast	to	blk	stl	pts	avg	
2016-17	4-0	25/6.3	1-4	.250	0-2	.000	1-2	.500	0	1	1	0.3	5	0	2	3	0	0	3	0.8	
TOTAL	4-0	25/6.3	1-4	.250	0-2	.000	1-2	.500	0	1	1	0.3	5	0	2	3	0	0	3	0.8	

Loyola Greyhounds at Stony Brook Seawolves | Wednesday, November 30, 2016 | 7:00 p.m.

Game 7



Sam Norton

Freshman • Guard • 6-2 • 180
Collegeville, Pa. • The Hill School

15

2016-2017 (Sophomore): Had two steals at Creighton (11/26)... Stuffed a shot attempt and was credited with a steal at Notre Dame (11/18).

2015-2016 (Freshman): Recorded an assist against Holy Cross (2/24)... Had a steal, the first of his collegiate career, against Navy (2/10)... Grabbed a rebound at No. 4 Kansas (12/1)... Made his collegiate debut at UMBC (11/18).

Before Loyola: Earned nine varsity letters at The Hill School in Pottstown, Pennsylvania, where he graduated with honors... Was a four-year letter-winner in basketball, earned three in soccer and two in lacrosse... Played basketball with fellow Loyola Class of 2019 member James Fives... Team captain of a team that won 20 games in back-to-back seasons... Averaged eight points, eight rebounds and two steals per game as a senior in 2014-

2015... Member of the Rams' Pennsylvania Independent School Athletic Association (PISAA) title team in 2014... The team also won the Mid-Atlantic Prep League Basketball title in 2014... Helped The Hill School's soccer team win the PISAA title in 2013 and 2014... Earned All-League as a soccer player as a senior in 2014.

Personal: Samuel Sherwood Norton... Born in Reading, Pennsylvania... Received Hill's Wilbur C. Riley Memorial Award at his commencement, an honor given to the student who demonstrates outstanding leadership and high sportsmanship in competitive athletics... Also was the recipient of the Frank J. Groten, Jr. Award for a proficiency in athletics while excelling in Classical Studies.

Sam Norton's Game-By-Game Statistics

#15 NORTON, SAM																			
Opponent	Date	gs	min	Total fg-fga	pct	3-Pointers 3fg-fga	pct	Free throws ft-fa	pct	Rebounds off def tot	avg	pf	a	t/o	blk	stl	pts	avg	
at Duquesne	11/11/16	dnp																	
MILLERSVILLE	11/14/16	1	0-0	.000	0-0	.000	0-0	.000	0	0	0	0.0	0	0	0	0	0	0.0	
at LIU Brooklyn	11/16/16	dnp																	
at Notre Dame	11/18/16	4	0-1	.000	0-0	.000	0-0	.000	0	0	0	0.0	0	0	0	1	0	0.0	
FAIRFIELD	11/23/16	dnp																	
at Creighton	11/26/16	3	0-1	.000	0-0	.000	0-0	.000	0	0	0	0.0	0	0	0	2	0	0.0	
Totals		0	8	0-2	.000	0-0	.000	0-0	.000	0	0	0	0.0	0	0	0	3	0	0.0
Games played: 3										Steals/game: 1.0									
Minutes/game: 2.7																			
FG Pct: 0.0																			

Games played: 3
Minutes/game: 2.7
FG Pct: 0.0

Steals/game: 1.0

Sam Norton's Career & Season-Highs

Career


Points	
Rebounds	1, at Kansas, 12/1/15
FG	
FGA	1, 4x, last at Creighton, 11/26/16
3-pt. FG	
3-pt. FGA	1, 2x, last at Bucknell, 2/17/16
FT	
FTA	
Assists	1, Holy Cross, 2/24/16
Steals	2, at Creighton, 11/26/16
Blocks	
Minutes	4, at Notre Dame, 11/18/16

2016-2017

Points	
Rebounds	
FG	
FGA	1, 2x, last at Creighton, 11/26/16
3-pt. FG	
3-pt. FGA	
FT	
FTA	
Assists	
Steals	2, at Creighton, 11/26/16
Blocks	
Minutes	4, at Notre Dame, 11/18/16

Sam Norton's Career Statistics

Season	gp-gs	min/avg	Total		3-Point		F-Throws		Rebounds				Scoring					
			fg-fga	pct	fg-fga	pct	ft-fa	pct	off	def	tot	avg	pf	fo	ast	to	blk	stl
2015-16	6-0	7/1.2	0-2	.000	0-2	.000	0-0	.000	0	1	1	0.2	3	0	1	0	0	1
2016-17	3-0	8/2.7	0-2	.000	0-0	.000	0-0	.000	0	0	0	0.0	0	0	0	0	0	3
TOTAL	9-0	15/1.7	0-4	.000	0-2	.000	0-0	.000	0	1	1	0.1	3	0	1	0	0	4



Matt Staubi

Junior • Guard • 5-8 • 152
Rye, N.Y. • Darien (Conn.)

20

2016-2017 (Junior): Played 13 first-half minutes against Millersville (11/14) and helped Loyola outscore the Marauders by 18 in that stretch.

2015-2016 (Sophomore): Made 19 appearances during the year and finished with 24 assists... Scored a career-high 12 points on 4-of-5 from 3-point range against Holy Cross (3/1) in the Patriot League First Round... Also played a career-high 19 minutes against the Crusaders... Hit threes on consecutive possessions late in regulation to tie the game at 67-67 with 53 ticks left on the clock... Dished out four assists, three coming during a 16-0 first-half run, in only five minutes against Lafayette (1/30)... Saw 11 minutes of action with an assist and two points at Holy Cross (1/27)... Made his first collegiate three in the first half against American (12/30) and also had two assists and a steal... Missed the Siena and Kansas games with an injury... Recorded three assists and had two rebounds in 11 minutes at UMBC (11/18)... Scored a pair of points on a second-half runner in five minutes of action against LIU Brooklyn (11/16).

2014-2015 (Freshman): A walk-on to the program who played in 10 games during his first season at Loyola... Scored his first collegiate points on a 15-foot pull-up jumper at Navy (12/31)... Grabbed a rebound at Stony

Brook (12/21)... Made his collegiate debut at Texas Tech (11/14).

Before Loyola: Graduated from Darien (Connecticut) High School where he became the school's all-time leading scorer in just two seasons... Played his first two years of basketball at Rye (New York) Country Day School where he helped his team reach the 2012 New York Class C Championship Game, scoring 24 points in that contest... At Darien, finished with 1,108 points in his two-year career and garnered All-Fairfield County Interscholastic Athletic Conference honors as a senior... Was a two-time Darien team most valuable player and captain as a senior... Earned All-FCIAC Student-Athlete honors as a senior, as well... Averaged 17 points and six assists per game as a junior in 2012-2013 and 20 points and eight assists in 2013-2014 as a senior... Scored 32 points in a winning effort in Darien's first state playoff game in 24 years... At Rye Country Day, averaged 14 points and six assists per game as a sophomore and was named All-Fairchester Athletic Association honorable mention.

Personal: Matthew Paul Staubi... Born in Mount Kisco, New York... Earned the student leadership award at Darien... His father, Paul, played basketball at fellow Patriot League school Lafayette College.

Matt Staubi's Game-By-Game Statistics

Opponent	Date	gs	min	fg-fga	pct	3fg-fga	pct	ft-fa	pct	off	def	tot	avg	pf	a	t/o	blk	stl	pts	avg
at Duquesne	11/11/16	dnp																		
MILLERSVILLE	11/14/16	20	1-4	250	0-2	.000	1-2	.500	0	2	2	2.0	1	2	2	0	0	3	3.0	
at LIU Brooklyn	11/16/16	9	0-3	.000	0-3	.000	0-0	.000	0	0	1.0	1	0	1	0	0	0	1.5		
at Notre Dame	11/18/16	4	0-1	.000	0-0	.000	0-0	.000	0	0	0.7	0	0	1	0	0	0	1.0		
FAIRFIELD	11/23/16	dnp																		
at Creighton	11/26/16	3	0-0	.000	0-0	.000	0-0	.000	0	0	0.5	0	1	0	0	0	0	0.8		
Totals		0	36	1-8	.125	0-5	.000	1-2	.500	0	2	2	0.5	2	3	4	0	3	0.8	

Games played: 4
Minutes/game: 9.0
Points/game: 0.8
FG Pct: 12.5
3FG Pct: 0.0
FT Pct: 50.0

Rebounds/game: 0.5
Assists/game: 0.8
Turnovers/game: 1.0
Assist/turnover ratio: 0.8

Matt Staubi's Career & Season-Highs

Career	
Points	12, Holy Cross, 3/1/16
Rebounds	2, at UMBC, 11/18/15
FG	4, Holy Cross, 3/1/16
FGA	6, Holy Cross, 3/1/16
3-pt. FG	4, Holy Cross, 3/1/16
3-pt. FGA	5, Holy Cross, 3/1/16
FT	2, at Lehigh, 2/3/16
FTA	2, 2x, last at Army West Point, 2/6/16
Assists	4, Lafayette, 1/30/16
Steals	1, 5x, last Holy Cross, 3/1/16
Blocks	
Minutes	20, Millersville, 11/14/16

2016-2017	
Points	3, Millersville, 11/14/16
Rebounds	2, Millersville, 11/14/16
FG	1, Millersville, 11/14/16
FGA	4, Millersville, 11/14/16
3-pt. FG	
3-pt. FGA	3, vs. LIU Brooklyn, 11/16/16
FT	1, Millersville, 11/14/16
FTA	2, Millersville, 11/14/16
Assists	2, Millersville, 11/14/16
Steals	
Blocks	
Minutes	20, Millersville, 11/14/16

Matt Staubi's Career Statistics

Season	gp-gs	min/avg	Total		3-Point		F-Throws		Rebounds				Scoring					
			fg-fga	pct	fg-fga	pct	ft-fa	pct	off	def	tot	avg	pf	fo	ast	to	blk	stl
2014-15	10-0	16/1.6	2-3	.667	0-0	.000	0-0	.000	0	2	2	0.2	3	0	0	2	0	1
2015-16	19-0	129/6.8	9-17	.529	6-10	.600	5-7	.714	1	5	6	0.3	11	0	24	16	0	4
2016-17	4-0	36/9.0	1-8	.125	0-5	.000	1-2	.500	0	2	2	0.5	2	0	3	4	0	0
TOTAL	33-0	181/5.5	12-28	.429	6-15	.400	6-9	.667	1	9	10	0.3	16	0	27	22	0	5



Jarred Jones

Senior • Forward • 6-6 • 205
Havre de Grace, Md. • John Carroll

21

2016-2017 (Senior): Tallied 13 points at Creighton (11/26)... Posted 24 points, the second most of her career, to go with 10 rebounds, two blocks and two steals against Fairfield (11/23)... Logged his eighth career double-double with 21 points and 11 boards against Duquesne (11/11)

2015-2016 (Redshirt Junior): Played in 26 games, starting 25, before missing the final four with an injury... Second on the team with a 13.3 points per game average and led the Greyhounds with a 7.2 rebounds per game mark... Finished the year fourth in the Patriot League in rebounding, sixth in field-goal percentage (.500) and blocked shots per game (1.1), eighth in free-throw percentage (.785) and 11th in scoring... Matched his career-high with 28 points, going 9-of-15 from the field and 10-of-12 from the free-throw line, at Army West Point (2/6)... Also had seven rebounds, two blocks and two steals... Earned Lids Team Sports Patriot League Player of the Week honors after 19 points, 8.5 rebounds and 3.0 steals in wins over Lafayette and Holy Cross... Made 8-of-9 free throws and finished with 16 points and nine rebounds against Lafayette (1/30)... Scored a game-high 22 points, including 10-straight Greyhounds points in the second half, to go with eight rebounds and four steals at Holy Cross (1/27)... Logged his sixth double-double of the year with 20 points, 16 coming in the second half, and 11 rebounds at Boston University (1/18)... Recorded his second-straight double-double with 14 points and 10 rebounds against Army West Point (1/9)... Had his fourth double-double of the year against Lehigh (1/6) with 10 points and 12 rebounds... Recorded 16 of his 18 points in the first half at Lafayette and had eight rebounds against the Leopards (1/2)... Scored 23 points and tied his career-high with 14 rebounds at Siena (11/28)... Finished with 12 points and six rebounds at Saint Bonaventure (11/21)... Scored 26 points, 16 in the second half, and grabbed 11 rebounds at UMBC (11/18)... Set a career-high with 14 rebounds and notched his second career double-double with 18 points against LIU Brooklyn (11/16)... Hampered by foul trouble in the season-opener against Tennessee State (11/13), but scored 14 points and led the team with seven rebounds in 17 minutes.

2014-2015 (Junior): Played in just two games after suffering a knee injury during the second half against Cornell (11/16)... Was then sidelined after season-ending wrist surgery in December... Opened the year with a career-high 12 rebounds on the road at Texas Tech (11/14)... Scored nine points against the Red Raiders and also blocked two shots.

2013-2014 (Sophomore): Was one of the top sixth men in the Patriot League, providing a spark off the bench for the Greyhounds... Played in all 30 games and started three... Was second on the team in points (8.6) and rebounding (4.5) while leading the squad in blocked shots (1.4)...

Was fourth in the Patriot League in blocked shots... Finished 13th in the league in rebounds per game and 14th in field-goal percentage (47.2)... Grabbed 44 steals (1.4 per game) and was tied for sixth in that category... Posted career-highs in points (28) and rebounds (10) while recording his first career double-double in the season finale against Lafayette (3/3) in the Patriot League First Round... Made 9-of-16 field goals and 10-of-12 free throws in the game, all career-high numbers, as well... Tallied 10 points, five rebounds, three assists, two steals and two blocks at Navy (3/1)... Scored 10 points and had six rebounds against Boston U. (2/15)... Had four steals against American (2/5)... Led the Greyhounds with 17 points on 7-of-10 from the field, against Army (2/1)... Had a career-high five steals against Navy (1/2)... Finished with 14 points, going 6-of-6 at the free-throw line, and seven rebounds at UMBC (11/20)... Scored 13 and had seven rebounds at Cornell (11/10)... Opened his sophomore campaign with a career-high 22 points on 8-of-11 from the field at Binghamton (11/8)... Also blocked four shots, two in the last two minutes, and had seven rebounds in 31 minutes.

2012-2013 (Freshman): Played in 33 games and made nine starts during his freshman campaign... Started the first five games of the year... Averaged 2.6 points and 2.2 rebounds in 11.0 minutes per game... Shot .566 from the field... Only took one shot in the season-opener against Binghamton (11/9), but he contributed in other ways, grabbing three rebounds, passing out two assists and coming up with two steals... Finished with nine points in each of Loyola's next two games, at Washington (11/11) and versus UMBC (11/14)... Went 4-of-7 from the field with a 3-pointer, and six rebounds - four offensive - against the Huskies... Grabbed a season-best six rebounds at Florida Gulf Coast (12/1)... Had five assists in just 13 minutes against Mount St. Mary's (12/15)... Scored eight points and had two steals with three rebounds at Canisius (1/31)... Scored seven points and had three rebounds in the MAAC Quarterfinals against Manhattan (3/9).

Before Loyola: Played high school basketball at John Carroll High School in Bel Air, Md... Led the Patriots to the Maryland Interscholastic Athletic Association (MIAA) 'A' Conference Championship as a senior in 2011-2012... Scored 13.5 points and averaged 6.7 rebounds per game that year... Earned All-Metro First Team honors from *The Baltimore Sun* following his senior year after garnering Second Team laurels as a junior... Scored 15 points and blocked four shots in the MIAA title game against Mount St. Joseph's... Was a team captain as a senior... Played AAU Basketball for Nike Baltimore Elite.

Jarred Jones' Game-By-Game Statistics

Opponent	Date	gs	min	Total		3-Pointers		Free throws		Rebounds			pf	a	t/o	blk	stl	pts	avg	
				fg-fga	pct	3fg-fga	pct	ft-fa	pct	off	def	tot								
at Duquesne	11/11/16	*	32	7-15	.467	2-2	1.000	5-10	.500	7	4	11	11.0	1	2	1	0	2	21.0	
MILLERSVILLE	11/14/16	*	24	3-7	.429	0-0	.000	3-4	.750	0	6	6	8.5	0	4	5	1	2	9.150	
at LIU Brooklyn	11/16/16	*	26	4-13	.308	0-2	.000	5-7	.714	0	3	3	6.7	4	0	3	0	0	13.143	
at Notre Dame	11/18/16	*	21	4-11	.364	0-0	.000	0-0	.000	0	3	3	5.8	0	1	2	3	0	8.128	
FAIRFIELD	11/23/16	*	34	9-18	.500	0-1	.000	6-7	.857	2	8	10	6.6	2	1	2	2	2	24.150	
at Creighton	11/26/16	*	26	5-12	.417	0-1	.000	3-5	.600	0	6	6	6.5	0	1	0	0	3	13.147	
Totals			6	163	32-76	.421	2-6	.333	22-33	.667	9	30	39	6.5	7	9	13	6	9	88.147

Games played: 6
Minutes/game: 27.2
Points/game: 14.7
FG Pct: 42.1
3FG Pct: 33.3
FT Pct: 66.7

Rebounds/game: 6.5
Assists/game: 1.5
Turnovers/game: 2.2
Assist/turnover ratio: 0.7
Steals/game: 1.5
Blocks/game: 1.0

Jarred Jones' Career & Season-Highs

Career

Points	28, 2x, last at Army West Point, 2/6/16
Rebounds	14, 2x, last at Siena, 11/28/15
FG	10, 2x, last at Holy Cross, 1/27/16
FGA	18, Fairfield, 11/23/16
3-pt. FG	2, 2x, last at Duquesne, 11/11/16
3-pt. FGA	4, Saint Joseph's, 12/21/13
FT	10, 4x, last at Army West Point, 2/6/16
FTA	15, Tennessee State, 11/13/15
Assists	5, Mount St. Mary's, 12/15/12
Steals	5, Navy, 1/2/14
Blocks	4, 3x, last at Fairfield, 12/22/15
Minutes	39, at Siena, 11/28/15

2016-2017

Points	24, Fairfield, 11/23/16
Rebounds	11, at Duquesne, 11/11/16
FG	9, Fairfield, 11/23/16
FGA	18, Fairfield, 11/23/16
3-pt. FG	2, at Duquesne, 11/11/16
3-pt. FGA	2, at Duquesne, 11/11/16
FT	6, Fairfield, 11/23/16
FTA	10, at Duquesne, 11/11/16
Assists	4, Millersville, 11/14/16
Steals	2, 3x, last Fairfield, 11/23/16
Blocks	3, at Notre Dame, 11/18/16
Minutes	34, Fairfield, 11/23/16

Jarred Jones' Career Statistics

Season	gp-gs	min/avg	Total		3-Point		F-Throws		Rebounds											Scoring	
			fg-fga	pct	fg-fga	pct	ft-fa	pct	off	def	tot	avg	pf	fo	ast	to	blk	stl	pts	avg	
2012-13	33-9	362/11.0	30-53	.566	2-6	.333	24-38	.632	28	43	71	2.2	47	2	18	24	17	17	86	2.6	
2013-14	30-3	709/23.6	93-197	.472	3-14	.214	69-96	.719	42	93	135	4.5	91	6	25	42	41	44	258	8.6	
2014-15	2-2	40/20.0	4-12	.333	0-0	.000	5-9	.556	4	11	15	7.5	6	0	3	10	3	2	13	6.5	
2015-16	26-25	722/27.8	125-250	.500	0-6	.000	95-121	.785	54	132	186	7.2	85	5	31	65	28	27	345	13.3	
2016-17	6-6	163/27.2	32-76	.421	2-6	.333	22-33	.667	9	30	39	6.5	7	0	9	13	6	9	88	14.7	
TOTAL	97-45	1996/20.6	284-588	.483	7-32	.219	215-297	.724	137	309	446	4.6	236	13	86	154	95	99	790	8.1	

Loyola Greyhounds at Stony Brook Seawolves | Wednesday, November 30, 2016 | 7:00 p.m.

Game

7



Cam Gregory

Junior • Forward • 6-8 • 214
Waldorf, Md. • St. Stephen's & St. Agnes

22

2016-2017 (Junior): Scored seven points in 19 minutes against Fairfield (11/23).

2015-2016 (Sophomore): Recorded his second double-double of the year with 10 points, on 5-of-6 from the field, and a career-high 13 rebounds at American (2/27)... Led all players with 11 rebounds versus Holy Cross (2/24)... Grabbed nine boards against Navy (2/10)... Pulled down seven boards at Army West Point (2/6)... Scored 10 points, all in the second half, and had eight rebounds, at Lehigh (2/3)... Grabbed a game-best 10 rebounds against Colgate (2/1)... Recorded his first double-double of the year with 12 points and 12 rebounds against Bucknell (1/20)... Had seven of his points and the same number of rebounds in the second half against the Bison... Scored a season-to-date-high 14 at Fairfield (12/22)... Tied Eric Laster for game-high honors with six rebounds at Kansas (12/1)... Grabbed a game-best seven rebounds against Stony Brook (11/24)... Scored eight points, had five rebounds and passed out a career-high three assists at UMBC (11/18).

2014-2015 (Freshman): Enjoyed a solid freshman campaign for the Greyhounds, earning Patriot League All-Rookie Team honors... Led all Patriot League freshmen and was third overall in the League rebounds per game (7.0)... Also averaged 6.8 points per game and shot .497 from the field... Played in all 30 games and started 16... Posted two double-doubles and had seven games with 10 or more rebounds during the season... Led the team in rebounds in 20 of the Greyhounds' 30 outings... Paced the team in scoring five times and had eight games with 10 or more... Led Loyola with 13 points and all players 11 rebounds against Navy (2/28) for his second career double-double... Scored 10 points on 5-of-10 shooting for 12 points at Holy Cross... Pulled down 11 rebounds and scored seven points in a win over Colgate (2/22)... Grabbed a game-high 10 rebounds against Holy Cross (1/29)... Made 6-of-9 field goals and scored a season-high 18 points to go with nine rebounds and a key overtime blocked shot against Boston U. (1/18)... Matched his season-best with 12 rebounds at Lafayette (1/14)... Scored a then career-high 15 points and made all five of his free throws at Lehigh (1/10)... Also had nine rebounds against the Mountain Hawks... Pulled down nine rebounds and had a game-high three steals at Navy (12/31) in his Patriot League opener... Scored 14 for the second game in a row and had a team-high seven rebounds at Stony Brook (12/21)... Earned Lids Team Sports Patriot League Rookie of the Week honors

on Dec. 15 after scoring a career-high 14 points and grabbing eight rebounds at Saint Joseph's (12/9)... Both totals were team-highs... Had his first collegiate double-double with 11 points and 10 rebounds against Mount St. Mary's (12/6)... Scored eight points and had a game-high seven rebounds against Siena (11/29)... Pulled down a game-high 12 rebounds against UMBC (11/19) in his first collegiate start... Led all players with 10 rebounds and also scored five points against Cornell (11/16)... Saw 18 minutes of action in his collegiate debut at Texas Tech (11/14) and had a pair of points, a blocked shot, two steals and three rebounds.

Before Loyola: Played his final two seasons and graduated from St. Stephen's and St. Agnes' (SSSA) High School in Alexandria, Virginia, after playing his first two years of high school basketball at Bishop O'Connell High School... Posted 14 double-doubles as a senior at SSSA and averaged 15.1 points and 10.0 rebounds in 26 contests... Earned All-Interstate Athletic Conference (IAC) First Team honors as a senior and All-Virginia Second Team laurels... Garnered Washington Post All-Met Honorable Mention and IAC All-Tournament honors, too... As a team captain in 2013-2014, helped the Saints to an 18-8 record, the IAC Semifinals and the Virginia state quarterfinals... In his two seasons at SSSA, he accumulated 856 points and 535 rebounds... Earned Most Valuable Player honors of the 7th-annual National High School Hoops Festival game and was on the all-tournament teams at the Sleepy Thompson, John Stone Memorial and Boys' Latin School tournaments... As a junior in 2012-2013, he averaged 16.7 points and nearly 10 rebounds per game... Led the IAC in scoring... Was an All-Met Honorable Mention honoree and All-Virginia (VISAA) Second Team player... Played AAU for Team Takeover

Personal: Cameron James Gregory... Son of Tami and Ron Gregory... Born in Morristown, New Jersey... Gregory's father, Ron, played basketball at Lehigh University... Was an academic standout at SSSA with a near-4.0 grade point average... Raised over \$800 for the St. Jude's Cancer Research Hospital with a fundraiser and presented it to the charity at its Memphis headquarters... Was a student ambassador at SSSA and member of the National Society of High School Scholars.

Cam Gregory's Game-By-Game Statistics

Opponent	Date	gs	min	Total		3-Pointers		Free throws		Rebounds				pf	a	tlo	blk	stl	pts	avg
				fg-fga	pct	3fg-fga	pct	ft-fa	pct	off	def	tot	avg							
at Duquesne	11/11/16	*	29	2-7	.286	0-0	.000	0-1	.000	2	5	7	7.0	3	5	0	1	1	4	4.0
MILLERSVILLE	11/14/16	*	16	2-3	.667	0-0	.000	0-1	.000	2	4	6	6.5	4	2	2	2	0	4	4.0
at LIU Brooklyn	11/16/16	*	14	0-1	.000	0-0	.000	0-0	.000	1	2	3	5.3	2	1	0	0	1	0	2.7
at Notre Dame	11/18/16		15	0-3	.000	0-1	.000	0-0	.000	1	3	4	5.0	0	0	0	1	2	0	2.0
FAIRFIELD	11/23/16		19	3-6	.500	0-0	.000	1-1	1.000	3	0	3	4.6	0	1	0	0	0	7	3.0
at Creighton	11/26/16		13	1-2	.500	0-0	.000	0-0	.000	0	2	2	4.2	4	0	1	0	0	2	2.8
Totals			3	106	8-22	.364	0-1	.000	1-3	.333	9	16	25	4.2	13	8	4	4	17	2.8

Games played: 6
Minutes/game: 17.7
Points/game: 2.8
FG Pct: 36.4
3FG Pct: 0.0
FT Pct: 33.3

Rebounds/game: 4.2
Assists/game: 1.3
Turnovers/game: 0.7
Assist/turnover ratio: 2.0
Steals/game: 0.7
Blocks/game: 0.7

Cam Gregory's Career & Season-Highs

Career	
Points	18, Boston U., 1/18/15
Rebounds	13, at American, 2/27/16
FG	7, at Saint Joseph's, 12/9/14
FGA	11, at Stony Brook, 12/21/14
3-pt. FG	
3-pt. FGA	1, 6x, last at Notre Dame, 11/18/16
FT	6, Boston U., 1/18/15
FTA	11, Boston U., 1/18/15
Assists	5, Millersville, 11/14/16
Steals	3, at Navy, 12/31/14
Blocks	2, at Butler, 11/22/14
Minutes	39, Colgate, 2/22/15


2016-2017	
Points	7, Fairfield, 11/23/16
Rebounds	7, Duquesne, 11/11/16
FG	3, Fairfield, 11/23/16
FGA	7, Millersville, 11/14/16
3-pt. FG	
3-pt. FGA	1, at Notre Dame, 11/18/16
FT	1, Fairfield, 11/23/16
FTA	1, 3x, last Fairfield, 11/23/16
Assists	5, Millersville, 11/14/16
Steals	2, at Notre Dame, 11/18/16
Blocks	2, Millersville, 11/14/16
Minutes	29, Millersville, 11/14/16

Cam Gregory's Career Statistics

			Total		3-Point		F-Throws		Rebounds											Scoring	
Season	gp-gs	min/avg	fg-fga	pct	fg-fga	pct	ft-fa	pct	off	def	tot	avg	pf	fo	ast	to	blk	stl	pts	avg	
2014-15	30-16	752/25.1	75-151	.497	0-5	.000	54-91	.593	67	143	210	7.0	94	2	16	42	11	19	204	6.8	
2015-16	30-2	544/18.1	59-101	.584	0-0	.000	41-69	.594	43	117	160	5.3	64	0	16	34	8	12	159	5.3	
2016-17	6-3	106/17.7	8-22	.364	0-1	.000	1-3	.333	9	16	25	4.2	13	0	8	4	4	4	17	2.8	
TOTAL	66-21	1402/21.2	142-274	.518	0-6	.000	96-163	.589	119	276	395	6.0	171	2	40	80	23	35	380	5.8	

Loyola Greyhounds at Stony Brook Seawolves | Wednesday, November 30, 2016 | 7:00 p.m.

Game 7



James Fives

Sophomore • Guard • 6-6 • 196
Scranton, Pa. • The Hill School

25

2016-2017 (Sophomore): Tallied 13 points for the third time in four games and had three steals against Fairfield (11/23)... Knocked down 2 of 3 from behind the arc and finished with eight points at Notre Dame (11/18)... Scored 13, matching his career-high set just two days prior, against LIU Brooklyn (11/16)... Made 9-of-12 free throws and had five rebounds against the Blackbirds... Finished with a career-high 13, including back-to-back threes in the first half that sparked a Loyola run, against Millersville (11/14).

2015-2016 (Freshman): Scored a season-high 10 points, making two threes, against Holy Cross (2/24)... Grabbed a career-high seven rebounds, five on the offensive glass, against Boston University (2/13)... Made 2-of-3 shots and finished with four points, two rebounds and a steal at Army West Point (2/6)... Scored three points, all at the free-throw line, and had three rebounds at Lehigh (2/3)... Made 3-of-4 free throws in a win over Colgate (2/1)... Converted a 3-point play with jumper and free throw and had a steal at Holy Cross (1/27)... Hit a first-half three during a 9-0 run at No. 4 Kansas (12/1)... Finished with six points and four rebounds at UMBC (11/18)... Scored his first collegiate point on a free throw against LIU Brooklyn (11/16)... Made his Loyola debut against Tennessee State (11/13).

Before Loyola: Earned five letters in basketball, two at Scranton Preparatory Academy from 2010-2013 and another two from The Hill School where he played from 2013-2015... Averaged 17 points and eight rebounds per game as a senior at The Hill School in 2014-2015, earning All-League hon-

ors... Helped Hill win the Pennsylvania Association of Independent Schools Athletics (PAISA) 2014 title and the 2014 Mid-Atlantic Prep League (MAPL) conference crown... Averaged 13 points and eight rebounds per game as a junior... Prior to matriculating at Hill, played three seasons at Scranton Prep in his hometown... Averaged 17 points and six rebounds per game in 2011-2012 and 15 points and eight rebounds the following season... Scored 885 points during his three years at the Jesuit school and earned Lackawanna League Division I All-Star honors from the coaches in his conference... Was also an all-region first team honoree in 2011-2012 at Scranton Prep... Played AAU Basketball for JB Hoops... Helped his AAU team win the Hoop Group Buzzer Beater Classic with a 40-point effort in the championship game.

Personal: James Alexander Fives... Earned All-MAPL Academic honors in 2014 and 2015... His older brother, J.J., plays football at Cornell University... His father, Jerry, was a basketball player at the University of Scranton.

James Fives' Game-By-Game Statistics

Opponent	Date	gs	min	fg-fga	pct	3fg-fga	pct	ft-fa	pct	reb	off	def	tot	avg	pf	a	to	blk	stl	pts	avg
at Duquesne	11/11/16	9	0-2	.000	0-0	.000	2-2	1.000	0	0	0	0	0	2	0	0	0	0	0	2	2.0
MILLERSVILLE	11/14/16	19	4-5	.800	2-3	.667	3-4	.750	1	2	3	1	1	1	0	0	1	1	13	7.5	
at LIU Brooklyn	11/16/16	29	2-5	.400	0-0	.000	9-12	.750	4	1	5	2	7	3	1	3	1	1	13	9.3	
at Notre Dame	11/18/16	*	23	2-4	.500	2-3	.667	2-2	1.000	2	1	3	2	2	0	1	0	1	8	9.0	
FAIRFIELD	11/23/16	*	33	5-12	.417	3-9	.333	0-0	.000	0	4	4	3	0	2	2	0	3	13	9.8	
at Creighton	11/26/16	*	27	2-7	.286	0-1	.000	3-5	.600	0	2	2	2	2	1	1	0	0	7	9.3	
Totals		3	140	15-35	.429	7-16	.438	19-25	.760	7	10	17	28	11	5	6	1	6	56	9.3	

Games played: 6
Minutes/game: 23.3
Points/game: 9.3
FG Pct: 42.9
3FG Pct: 43.8
FT Pct: 76.0

Rebounds/game: 2.8
Assists/game: 0.8
Turnovers/game: 1.0
Assist/turnover ratio: 0.8
Steals/game: 1.0
Blocks/game: 0.2

James Fives' Career & Season-Highs

Career

Points	13, 3x last Fairfield, 11/23/16
Rebounds	7, Boston U., 2/13/16
FG	5, Fairfield, 11/23/16
FGA	12, Fairfield, 11/23/16
3-pt. FG	3, Fairfield, 11/23/16
3-pt. FGA	9, Fairfield, 11/23/16
FT	9, vs. LIU Brooklyn, 11/16/16
FTA	12, vs. LIU Brooklyn, 11/16/16
Assists	2, 2x, last Fairfield, 11/23/16
Steals	3, 2x, last Fairfield, 11/23/16
Blocks	1, 2x, last vs. LIU Brooklyn, 11/16/16
Minutes	33, Fairfield, 11/23/16

2016-2017

Points	13, 3x, last Fairfield, 11/23/16
Rebounds	5, LIU Brooklyn, 11/16/16
FG	5, Fairfield, 11/23/16
FGA	12, Fairfield, 11/23/16
3-pt. FG	3, Fairfield, 11/23/16
3-pt. FGA	9, Fairfield, 11/23/16
FT	9, LIU Brooklyn, 11/16/16
FTA	12, LIU Brooklyn, 11/16/16
Assists	2, Fairfield, 11/23/16
Steals	3, Fairfield, 11/23/16
Blocks	1, LIU Brooklyn, 11/16/16
Minutes	33, Fairfield, 11/23/16

James Fives' Career Statistics

			Total		3-Point		F-Throws		Rebounds											Scoring	
Season	gp-gs	min/avg	fg-fga	pct	fg-fga	pct	ft-fa	pct	off	def	tot	avg	pf	fo	ast	to	blk	stl	pts	avg	
2015-16	28-0	309/11.0	12-50	.240	3-21	.143	25-40	.625	15	27	42	1.5	55	3	8	15	1	11	52	1.9	
2016-17	6-3	140/23.3	15-35	.429	7-16	.438	19-25	.760	7	10	17	2.8	11	0	5	6	1	6	56	9.3	
TOTAL	34-3	449/13.2	27-85	.318	10-37	.270	44-65	.677	22	37	59	1.7	66	3	13	21	2	17	108	3.2	

Loyola Greyhounds at Stony Brook Seawolves | Wednesday, November 30, 2016 | 7:00 p.m.

Game 7



Chancellor Barnard

Junior • Forward • 6-4 • 192
Columbia, Md. • Glenelg Country Day

35

2016-2017 (Junior): Blocked a career-high five shots at Duquesne (11/11).

2015-2016 (Sophomore): Played in 28 games, missing the last two with an injury, and made 22 starts... Averaged 6.4 points and 3.5 rebounds per game... Also had 20 blocked shots... Went 6-of-7 from the field to score 12 points to go with eight rebounds at Colgate (2/21)... Scored 12 points, had eight rebounds, three blocks and two steals against Boston University (2/13)... Converted 4-of-5 field goals for nine points against Lafayette (1/30)... Made all eight of his field goals and matched his career-high with 17 points at Boston University (1/18)... His 8-of-8 was the second-best field goal percentage performance in school history... Scored seven, grabbed six rebounds and blocked two shots against Lehigh (1/6)... Led the team with a career-high 17 points, going 6-of-8 from the field and making all four free throws in only 24 minutes at Fairfield (12/22)... Scored nine points on 4 of 6 from the field against Towson (12/8)... Finished with 13 points, going 5 of 5 from the field, with three blocked shots at Mount St. Mary's (12/5)... Scored four points and had four rebounds at Kansas (12/1)... Made his first start of the season against Stony Brook (11/24).

2014-2015 (Freshman): Saw his minutes and production expand greatly as the season wore on... Played in all 30 games and started 14 for the Greyhounds... Was in the opening five for Loyola in each of the year's last 12 contests... Averaged 3.6 points and 3.8 rebounds per game, but his increased contributions were evident in Patriot League statistics... Not including the Patriot League Tournament, he averaged 4.3 points and 3.8 rebounds in conference games... Led the Greyhounds in blocked shots (26) and was seventh in the conference in blocks per game (0.9)... Shot .519 from the field in conference play and made .639 of his free throws in those 18 games... Scored six points on 3-of-4 shooting and grabbed four rebounds in the Patriot League First Round at Holy Cross (3/3)... Grabbed eight rebounds and scored five against Navy (2/28)... Had nine rebounds in a win over Colgate (2/22)... Played a team-high 32 minutes at Bucknell (2/18)... Tallied 10 points at Boston U. (2/14)... Scored a career-best 14 points, making all nine of his shots – five field goals and four free throws – while passing out three assists and blocking a pair of shots against Lehigh (2/7)... Blocked three shots and grabbed six

rebounds in a win at Army (1/31)... Scored four and grabbed five rebounds in a starting role against Holy Cross (1/29)... Finished with eight points, making 6-of-10 free throws, and a season-high nine rebounds against Bucknell (1/21)... Scored a season-high 10 points, making 4-of-4 from the field and 2-of-3 at the line while grabbing four rebounds in a win over American (1/7)... Finished with five points and five rebounds in 22 minutes, a career-high, against Army (1/3)... Had two assists, for the second game in a row, at Navy (12/31)... Made his first collegiate start at Barclays Center against Fairfield (12/28)... Had three blocks against the Stags... Scored five points and pulled down four boards against Saint Joseph's (12/9)... Grabbed four rebounds and scored three versus UMBC (11/19)... Scored six points and grabbed six rebounds against Cornell (11/16)... Played 14 minutes in his collegiate debut at Texas Tech (11/14).

Before Loyola: Was a four-year letterwinner at Glenelg Country Day School in Ellicott City, Maryland, where he averaged 21.6 points, 6.7 rebounds and 1.6 blocked shots per game as a senior in 2013-2014... Scored in double figures in all but one of his 26 games as a senior and had nine or more in each contest... Tallied a career-high 41 points in February 2014 against the Gilman School after posting 37 in December 2013 against Stonewall Jackson High School... Led Howard County in points per game as a senior and topped the county with 562 total points... Named to the Maryland Interscholastic Athletic Association (MIAA) 'A' Conference All-Star First Team and the Howard County Times' All-County Team... Garnered Washington Post All-Metro Honorable Mention... As a junior in 2012-2013, averaged 13 points and seven rebounds per game while leading the Dragons in field-goal percentage, blocked shots, steals and free-throw percentage... Helped Glenelg Country win the MIAA 'B' Conference title in 2011-2012... Played AAU basketball for Maryland 3D.

Personal: Chancellor Covington Barnard... Son of Valerie and Brian Barnard... Born in Columbia, Maryland... Was an honor roll student-athlete at Glenelg Country.

Chancellor Barnard's Game-By-Game Statistics

Opponent	Date	gs	min	Total		3-Pointers		Free throws		Rebounds		pf	a	to	blk	stl	pts	avg			
				fg-fga	pct	3fg-3ga	pct	ft-fa	pct	off	def								tot	avg	
at Duquesne	11/11/16	*	37	2-5	.400	0-1	.000	0-2	.000	1	2	3	3.0	1	3	5	5	1	4	4.0	
MILLERSVILLE	11/14/16	*	26	5-6	.833	0-0	.000	0-0	.000	2	2	4	3.5	3	1	5	2	2	10	7.0	
at LIU Brooklyn	11/16/16	*	30	0-5	.000	0-1	.000	0-0	.000	0	3	3	3.3	2	0	1	0	0	0	4.7	
at Notre Dame	11/18/16		17	1-4	.250	0-0	.000	0-0	.000	2	2	4	3.5	1	0	0	0	0	2	4.0	
FAIRFIELD	11/23/16		21	1-2	.500	0-0	.000	3-5	.600	2	3	5	3.8	1	0	0	2	0	5	4.2	
at Creighton	11/28/16		21	1-2	.500	0-0	.000	1-2	.500	1	1	2	3.5	3	0	1	1	0	3	4.0	
Totals			3	152	10-24	.417	0-2	.000	4-9	.444	8	13	21	3.5	11	4	12	10	3	24	4.0

Games played: 6
Minutes/game: 25.3
Points/game: 4.0
FG Pct: 41.7
3FG Pct: 0.0
FT Pct: 44.4

Rebounds/game: 3.5
Assists/game: 0.7
Turnovers/game: 2.0
Assist/turnover ratio: 0.3
Steals/game: 0.5
Blocks/game: 1.7

Chancellor Barnard's Game-By-Game Statistics

Career	
Points	17, 2x, last at Boston University, 1/18/16
Rebounds	9, 2x, last Colgate, 2/22/15
FG	8, at Boston University, 1/18/16
FGA	8, 2x, last at Boston University, 1/18/16
3-pt. FG	1, at Fairfield, 12/22/15
3-pt. FGA	1, 5x, last at Fairfield, 12/22/15
FT	6, Bucknell, 1/21/15
FTA	10, Bucknell, 1/21/15
Assists	3, 3x, last at Duquesne, 11/11/16
Steals	1, 4x, last Army, 1/3/15
Blocks	5, at Duquesne, 11/11/16
Minutes	37, 2x, last at Duquesne, 11/11/16

2016-2017	
Points	10, Millersville, 11/14/16
Rebounds	5, Fairfield, 11/23/16
FG	5, Millersville, 11/14/16
FGA	6, Millersville, 11/14/16
3-pt. FG	
3-pt. FGA	1, at Duquesne, 11/11/16
FT	3, Fairfield, 11/23/16
FTA	5, Fairfield, 11/23/16
Assists	3, at Duquesne, 11/11/16
Steals	2, Millersville, 11/14/16
Blocks	5, at Duquesne, 11/11/16
Minutes	37, 2x, last at Duquesne, 11/11/16

Chancellor Barnard's Game-By-Game Statistics

			Total		3-Point		F-Throws		Rebounds											Scoring	
Season	gp-gs	min/avg	fg-fga	pct	fg-fga	pct	ft-fa	pct	off	def	tot	avg	pf	fo	ast	to	blk	stl	pts	avg	
2014-15	30-14	557/18.6	36-83	.434	0-3	.000	36-57	.632	41	59	100	3.3	53	0	18	31	26	5	108	3.6	
2015-16	28-22	617/22.0	70-115	.609	2-8	.250	37-53	.698	40	58	98	3.5	74	2	20	28	20	12	179	6.4	
2016-17	6-3	152/25.3	10-24	.417	0-2	.000	4-9	.444	8	13	21	3.5	11	0	4	12	10	3	24	4.0	
TOTAL	64-39	1326/20.7	116-222	.523	2-13	.154	77-119	.647	89	130	219	3.4	138	2	42	71	56	20	311	4.9	

Loyola Greyhounds at Stony Brook Seawolves | Wednesday, November 30, 2016 | 7:00 p.m.

Game 7



Ian Langendoerfer

Freshman • Guard • 6-5 • 211
Honesdale, Pa. • Honesdale

41

2016-2017 (Freshman): Had a plus-minus of +10 in just nine minutes against Fairfield (11/23), making big defensive contributions in the first half... Scored his first points for Loyola against Millersville (11/14)... Made his collegiate debut at Duquesne (11/11).

Before Loyola: Earned letters in basketball and golf at Honesdale (Pennsylvania) High School... Named the Lacawanna League Division II Player of the Year in 2015-2016 following his senior season... Finished his high school career with 1,683 points... Also was a Lackawanna League First Team All-Star and All-Division II and All-Region honoree... Scored 572 points as a senior... Made 36 3-pointers and shot 71.4 percent from the free-throw line... Tallied 533 points as a junior, 404 as a sophomore... Following his sophomore and junior seasons, was named a Lacawanna League Division II First Team All-Star... Was the District II Freshman of the Year in

2012-2013... Played AAU with JBhoops... Earned honorable mention at the Gymratz Challenge... Also was a standout golfer, earning four letters in that sport, as well... Was a Lackawanna League Division II First Team All-Star in golf as a junior and senior.

Personal: Ian David Langendoerfer... Son of Kimberly and Stephen Langendoerfer... Has three older siblings, Stephen, Brett and Megan... Member of the 3.0 Club at Honesdale... Participated in a mission trip after Superstorm Sandy in New Jersey... His brother, Brett, played baseball at Wilkes University... Father is a member of the Wayne County Sports Hall of Fame.

Landendoerfer's Game-By-Game Statistics

Opponent	Date	gs	min	Total		3-Pointers		Free throws		Rebounds			pf	a	t/o	blk	stl	pts	avg
				fg	fga	ft	fta	ft	fta	off	def	tot	avg						
at Duquesne	11/11/16	10	0-2	.000	0-1	.000	0-0	.000	0	2	2	2.0	1	1	2	0	0	0	0.0
MILLERSVILLE	11/14/16	16	1-3	.333	0-1	.000	0-2	.000	1	0	1	1.5	0	0	0	0	0	2	1.0
at LIU Brooklyn	11/16/16	2	0-0	.000	0-0	.000	0-0	.000	0	0	0	0	0	0	1	0	0	0	0.7
at Notre Dame	11/18/16	10	0-3	.000	0-2	.000	0-0	.000	0	0	0	0.8	0	0	3	0	0	0	0.5
FAIRFIELD	11/23/16	9	0-1	.000	0-0	.000	0-0	.000	0	0	0	0.6	1	0	1	0	0	0	0.4
at Creighton	11/26/16	13	0-0	.000	0-0	.000	2-5	.400	0	0	0	0.5	2	0	2	0	0	2	0.7
Totals		0	60	1-9	.111	0-4	.000	2-7	.286	1	2	3	0.5	4	1	8	0	4	0.7

Games played: 6
Minutes/game: 10.0
Points/game: 0.7
FG Pct: 11.1
3FG Pct: 0.0
FT Pct: 28.6

Rebounds/game: 0.5
Assists/game: 0.2
Turnovers/game: 1.3
Assist/turnover ratio: 0.1

Ian Langendoerfer's Career & Season-Highs

Career

Points	2, Millersville, 11/14/16
Rebounds	2, at Duquesne, 11/11/16
FG	1, Millersville, 11/14/16
FGA	3, Millersville, 11/14/16
3-pt. FG	
3-pt. FGA	1, 2x, last Millersville, 11/14/16
FT	2, at Creighton, 11/26/16
FTA	5, at Creighton, 11/26/16
Assists	1, at Duquesne, 11/11/16
Steals	
Blocks	
Minutes	16, Millersville, 11/14/16


Ian Langendoerfer's Career Statistics

Season	gp-gs	min/avg	Total		3-Point		F-Throws		Rebounds				Scoring					
			fg-fga	pct	fg-fga	pct	ft-fa	pct	off	def	tot	avg	pf	fo	ast	to	blk	stl
2016-17	6-0	60/10.0	1-9	.111	0-4	.000	2-7	.286	1	2	3	0.5	4	0	1	8	0	0
TOTAL	6-0	60/10.0	1-9	.111	0-4	.000	2-7	.286	1	2	3	0.5	4	0	1	8	0	0

Loyola Greyhounds at Stony Brook Seawolves | Wednesday, November 30, 2016 | 7:00 p.m.

Game 7

Television & Radio Roster



0 Dylan Gollihar
Fr. • C • 7-0 • 204
Richardson, Texas



1 Nick Gorski
Sr. • F • 6-9 • 242
Richmond, Va.



2 Andre Walker
So. • G • 6-0 • 170
Westbury, N.Y.



4 Nevell Provo
Fr. • G • 6-0 • 186
N. Preston, Nova Scotia




5 KaVaughn Scott
Fr. • F • 6-7 • 220
Irvine, Calif.



10 Andrew Kostecka
Fr. • G • 6-4 • 179
Germantown, Md.




12 Austin Harriott
Fr. • G • 6-4 • 213
Philadelphia, Pa.



14 Chuck Champion
Fr. • G • 6-3 • 175
Philadelphia, Pa.



15 Sam Norton
So. • G • 6-2 • 180
Collegeville, Pa.




20 Matt Staubi
Jr. • G • 5-8 • 152
Rye, N.Y.



21 Jarred Jones
Sr. • F • 6-6 • 205
Havre de Grace, Md.




22 Cam Gregory
So. • F • 6-8 • 214
Waldorf, Md.



25 James Fives
Fr. • G • 6-6 • 196
Scranton, Pa.



35 Chancellor Barnard
So. • F • 6-4 • 192
Columbia, Md.




41 Ian Langendoerfer
Fr. • G • 6-5 • 211
Honesdale, Pa.



G.G. Smith
Head Coach (4th year)
Georgia '99




Keith Booth
Asst. Coach (4th year)
Maryland '03



Josh Loeffler
Asst. Coach (4th year)
Swarthmore '03



Trevor Quinn
Asst. Coach (2nd year)
Goucher '05



Kevin Farrell
Director, Ops (5th year)
Loyola '12

2015-2016 Loyola Greyhounds Cumulative Statistics



Loyola Greyhounds Basketball Loyola Maryland Combined Team Statistics (as of Nov 26, 2016) All games



RECORD:	OVERALL	HOME	AWAY	NEUTRAL
ALL GAMES	2-4	2-0	0-4	0-0
CONFERENCE	0-0	0-0	0-0	0-0
NON-CONFERENCE	2-4	2-0	0-4	0-0

#	Player	gp-gs	min	avg	Total		3-Point		F-Throw		Rebounds				pf	dq	a	to	blk	stl	pts	avg
					fg-fga	fg%	3fg-fga	3fg%	ft-fa	ft%	off	def	tot	avg								
21	Jones, Jarred	6-6	163	27.2	32-76	.421	2-6	.333	22-33	.667	9	30	39	6.5	7	0	9	13	6	9	88	14.7
02	Walker, Andre	6-6	156	26.0	25-72	.347	8-27	.296	17-19	.895	3	14	17	2.8	15	0	22	23	3	5	75	12.5
25	Fives, James	6-3	140	23.3	15-35	.429	7-16	.438	19-25	.760	7	10	17	2.8	11	0	5	6	1	6	56	9.3
10	Kostecka, Andrew	6-6	111	18.5	18-34	.529	4-16	.250	4-5	.800	6	12	18	3.0	13	0	5	4	5	7	44	7.3
05	Scott, KaVaughn	6-3	76	12.7	8-14	.571	0-0	.000	9-16	.563	9	10	19	3.2	12	0	5	5	1	1	25	4.2
35	Barnard, Chancellor	6-3	152	25.3	10-24	.417	0-2	.000	4-9	.444	8	13	21	3.5	11	0	4	12	10	3	24	4.0
04	Provo, Nevell	6-0	75	12.5	6-18	.333	5-13	.385	2-3	.667	2	8	10	1.7	5	0	5	4	0	2	19	3.2
01	Gorski, Nick	5-0	37	7.4	5-8	.625	1-3	.333	4-4	1.000	0	2	2	0.4	3	0	0	3	0	0	15	3.0
22	Gregory, Cam	6-3	106	17.7	8-22	.364	0-1	.000	1-3	.333	9	16	25	4.2	13	0	8	4	4	4	17	2.8
12	Harriott, Austin	6-0	55	9.2	3-8	.375	0-2	.000	2-5	.400	3	5	8	1.3	12	0	0	2	0	3	8	1.3
20	Staubi, Matt	4-0	36	9.0	1-8	.125	0-5	.000	1-2	.500	0	2	2	0.5	2	0	3	4	0	0	3	0.8
14	Champion, Chuck	4-0	25	6.3	1-4	.250	0-2	.000	1-2	.500	0	1	1	0.3	5	0	2	3	0	0	3	0.8
41	Langendoerfer, Ian	6-0	60	10.0	1-9	.111	0-4	.000	2-7	.286	1	2	3	0.5	4	0	1	8	0	0	4	0.7
15	Norton, Sam	3-0	8	2.7	0-2	.000	0-0	.000	0-0	.000	0	0	0	0.0	0	0	0	0	0	3	0	0.0
Team											14	9	23					3				
Total.....		6	1200		133-334	.398	27-97	.278	88-133	.662	71	134	205	34.2	113	0	69	94	30	43	381	63.5
Opponents.....		6	1200		167-366	.456	29-105	.276	64-101	.634	82	156	238	39.7	125	-	82	84	35	47	427	71.2

TEAM STATISTICS	LOYOLA	OPP
SCORING	381	427
Points per game	63.5	71.2
Scoring margin	-7.7	-
FIELD GOALS-ATT	133-334	167-366
Field goal pct	.398	.456
3 POINT FG-ATT	27-97	29-105
3-point FG pct	.278	.276
3-pt FG made per game	4.5	4.8
FREE THROWS-ATT	88-133	64-101
Free throw pct	.662	.634
F-Throws made per game	14.7	10.7
REBOUNDS	205	238
Rebounds per game	34.2	39.7
Rebounding margin	-5.5	-
ASSISTS	69	82
Assists per game	11.5	13.7
TURNOVERS	94	84
Turnovers per game	15.7	14.0
Turnover margin	-1.7	-
Assist/turnover ratio	0.7	1.0
STEALS	43	47
Steals per game	7.2	7.8
BLOCKS	30	35
Blocks per game	5.0	5.8
ATTENDANCE	1181	27882
Home games-Avg/Game	2-590	4-6970
Neutral site-Avg/Game	-	0-0

Date	Opponent		Score	Att.
11/11/16	at Duquesne	L	60-65	1319
11/14/16	MILLERSVILLE	W	79-66	814
11/16/16	at LIU Brooklyn	L	61-65	762
11/18/16	at Notre Dame	L	48-83	8894
11/23/16	FAIRFIELD	W	81-66	367
11/26/16	at Creighton	L	52-82	16907

* - Conference game

Score by Periods	1st	2nd	Totals
Loyola Maryland	186	195	381
Opponents	198	229	427