

# STRETSOIN



# 2013 SOFTBALL

## RADIO / TV ROSTER



**#1 • Jordan Cleghorn**  
C/IF • R-R • 5-5 • Sr.  
Ball Ground, Ga.



**#3 • K.K. Woolington**  
OF • R-R • 5-7 • Fr.  
Tallahassee, Fla.



**#4 • Chelsea Whalley**  
OF • L-R • 5-3 • Sr.  
Calgary, Alta.



**#6 • Courtney Brandt**  
P/OF • R-R • 5-11 • So.  
Dade City, Fla.




**#7 • Brittany Hawn**  
UTIL • R-R • 5-1 • Fr.  
Kaneohe, Hawaii



**#8 • Allison Sutherland**  
C • R-R • 5-6 • So.  
Huntsville, Ala.



**#10 • Taylor Cochran**  
P • R-R • 6-0 • So.  
Auburndale, Fla.



**#11 • Demi Meza**  
IF • R-R • 5-7 • So.  
Oxnard, Calif.



**#14 • Molly Shasteen**  
2B/OF • L-R • 5-3 • Fr.  
Orlando, Fla.



**#15 • Sarah Read**  
P/IF • R-R • 5-11 • Jr.  
Seminole, Fla.



**#16 • Morgan Hatch**  
IF • R-R • 5-10 • Fr.  
Orlando, Fla.



**#17 • Jessica Griffin**  
C/UT • L-L • 5-7 • Fr.  
Port Saint John, Fla.



**#18 • Mallory Brooks**  
UTIL • R-R • 5-2 • So.  
Tampa, Fla.



**#21 • Chrissy Morello**  
OF • L-R • 5-2 • Jr.  
Ormond Beach, Fla.



**#22 • Kayla Drury**  
IF • R-R • 5-4 • Fr.  
DeLand, Fla.




**#23 • Meredith Owen**  
P/IF • R-R • 5-8 • Jr.  
Jackson, Miss.




**Frank Griffin**  
Head Coach  
17th Season



**Vanessa Bataille**  
Associate Head Coach  
14th Season



**J.J. Payette**  
Assistant Coach  
Seventh Season



**Amy Krazeise**  
Assistant Coach  
First Season



**Rachel Craddock**  
Assistant Athletic  
Trainer, ATC/L

# STETSON™ FASTPITCH

## TABLE OF CONTENTS

|  |       |
|--|-------|
| Table of Contents / Mission Statement..... | 1     |
| Quick Facts / Social Media.....            | 2     |
| Patricia Wilson Field.....                 | 3-5   |
| 2013 Roster / Team Photo.....              | 6     |
| Head Coach Frank Griffin.....              | 7-9   |
| Associate Head Coach Vanessa Bataille      | 10    |
| Assistant Coach J.J. Payette.....          | 11    |
| Assistant Coach Amy Krazeise.....          | 12    |
| Player Profiles.....                       | 13-30 |
| Support Staff.....                         | 30    |
| 2012 Statistics.....                       | 31    |
| 2012 Results.....                          | 32    |
| 2012 Miscellaneous Stats.....              | 33    |
| 2012 Atlantic Sun Review.....              | 34    |
| Single-Game Records.....                   | 35    |
| No-Hitters and Perfect Games.....          | 35    |
| Single-Season Team Records.....            | 35    |
| Single-Season Individual Records.....      | 36-37 |
| Career Individual Records.....             | 38-39 |
| Year-By-Year Stats and Summary.....        | 40-41 |
| Honors & Awards.....                       | 42    |
| All-Time Letterwinners.....                | 43    |
| Game-By-Game Results.....                  | 44-50 |
| All-Time Record vs. Opponents.....         | 50    |
| Patricia Wilson Field Records.....         | 51-52 |
| This Is ... The Atlantic Sun.....          | 53    |
| This Is ... Stetson University.....        | 54-55 |
| President of the University.....           | 56    |
| Director of Athletics.....                 | 57    |
| Athletic Facilities.....                   | 58    |
| Sports Medicine.....                       | 59    |
| Strength and Conditioning.....             | 60    |
| Radio / TV Roster.....                     | IBC   |
| 2013 Schedule.....                         | OBC   |



## CREDITS

The 2013 Stetson Fastpitch Media Guide is a publication of the Stetson University Athletic Communications Office. Written and designed by assistant director Jamie Bataille, editorial assistance by Ricky Hazel and Dan Forcella. Photography by Jim Hogue photos, Bob Newsome, and Stetson Athletics.

## MISSION STATEMENT

The Stetson University Athletic Department strives to provide students with a sound educational experience through a holistic and collaborative athletic program that allows students to develop intellectually, spiritually, socially, and physically. Excellence is pursued through participation in a successful Division I, NCAA program, superior coaching, interaction among coaches, faculty, students, and staff, and a diversity of student-athlete activities based on a liberal-arts education. Students develop leadership through sport participation and community activities. In unison with the University Mission, the Athletic program helps students pursue truth by actively recruiting and providing a diverse and caring environment that values and commits to the rights and fair treatment of all people regardless of race, religion, or gender. The Athletic Program (Department) encourages its student athletes to be morally sensitive and contributing citizens through active forms of social responsibility.

## 2013 QUICK FACTS

### GENERAL INFORMATION

School:.....Stetson University  
 City: ..... DeLand, Fla.  
 Founded: ..... 1883  
 Enrollment (All Campuses):.....3,961  
 Nickname:..... Hatters  
 Colors: .....Hunter Green and White  
 Stadium: ..... Patricia Wilson Field  
 Capacity:..... 1,000  
 Affiliation: ..... NCAA Division I  
 Conference: .....Atlantic Sun  
 President: ..... Dr. Wendy B. Libby (Cornell, 1972)  
 Director of Athletics:..... Jeff Altier (Stetson, 1982)  
 SWA: ..... Alicia Queally (North Carolina, 1999)  
 FAR:.....Dr. Mike Bitter (Stetson, 1987)  
 Athletic Department Phone:.....386.822.8100  
 Ticket Office Phone: ..... 386.822.8110

### PROGRAM HISTORY

First Season .....1985  
 Overall Record.....836-609  
 NCAA Tournament Appearances..... 1 (2007)  
 Last postseason result..... 2-2 @ 2012 A-Sun Tournament

### ATHLETIC COMMUNICATIONS

Asst. AD for Athletic Communications .....Ricky Hazel  
 Office Phone..... (386) 822-8130  
 E-mail ..... jhazel@stetson.edu  
 Assistant Director ..... Dan Forcella  
 Office Phone..... (386) 822-8718  
 E-mail ..... dforcell@stetson.edu  
 Assistant Director (SB Contact)..... Jamie Bataille  
 Office Phone..... (386) 822-8131  
 Cell Phone / Press Box Phone ..... (386) 748-4586  
 E-mail ..... jbataill@stetson.edu  
 Office Fax ..... (386) 822-7486  
 Mailing Address .....421 N. Woodland Blvd., Unit 8359  
 ..... DeLand, FL 32723  
 Athletics Website ..... www.gohatters.com  
 Twitter ..... @StetsonSoftball, @StetsonHatters

### COACHING STAFF

Head Coach.....Frank Griffin  
 Alma Mater .....Winthrop '79  
 Record at Stetson ..... 543-354, .605 (17th season)  
 Career Record ..... 768-441, .635 (24th season)  
 Softball Office Phone..... (386) 822-8129  
 Associate Head Coach ..... Vanessa Bataille (14th season)  
 Assistant Coach..... J.J. Payette (7th season)  
 Volunteer Assistant Coach..... Amy Krazeise (1st Season)  
 Assistant Athletic Trainer .....Rachel Craddock, ATC/L

### TEAM INFORMATION

2012 Overall Record .....26-22  
 2012 A-Sun Record/Finish .....9-9/6th  
 A-Sun Tournament..... 2-2/3rd  
 Starters Returning/Lost .....6/4  
 Pitchers Returning/Lost .....3/0  
 Newcomers ..... 7 (1 Transfer, 6 Freshmen)

### LETTERWINNERS RETURNING (9)

| No. | Player             | Yr. | Pos. | 2012 Statistics         |
|-----|--------------------|-----|------|-------------------------|
| 1   | Jordan Cleghorn    | Sr. | C    | .246, 3 HR, 14 RBI      |
| 4   | Chelsea Whalley    | Sr. | OF   | .200, 1 HR, 4 RBI       |
| 6   | Courtney Brandt    | So. | P/DP | .273, 8 HR, 11-11, 2.20 |
| 8   | Allison Sutherland | So. | C    | .310, 0 HR, 5 RBI       |
| 10  | Taylor Cochran     | So. | P    | 0-0, 0.00 ERA, 1 IP     |
| 11  | Demi Meza          | So. | IF   | .254, 4 HR, 21 RBI      |
| 18  | Mallory Brooks     | So. | IF   | .000, 0 HR, 0 RBI       |
| 21  | Chrissy Morello    | Jr. | OF   | .295, 43 H, 21 SB       |
| 23  | Meredith Owen      | Jr. | P/DP | .311, 6 HR, 15-11, 2.35 |

### NEWCOMERS (7)

| No. | Player          | Yr. | Pos. | Hometown            |
|-----|-----------------|-----|------|---------------------|
| 3   | K.K. Woolington | Fr. | OF   | Tallahassee, Fla.   |
| 7   | Brittany Hawn   | Fr. | UTIL | Kaneohe, Hawaii     |
| 14  | Molly Shasteen  | Fr. | IF   | Orlando, Fla.       |
| 15  | Sarah Read      | Jr. | P    | Seminole, Fla.      |
| 16  | Morgan Hatch    | Fr. | IF   | Orlando, Fla.       |
| 17  | Jessica Griffin | Fr. | C/UT | Port St. John, Fla. |
| 22  | Kayla Drury     | Fr. | IF   | DeLand, Fla.        |

## 2013 A-SUN PRESEASON POLL

### Atlantic Sun Preseason Coaches Poll

| Pl. | Team (1st Place Votes) | Points    |
|-----|------------------------|-----------|
| 1.  | FGCU (10)              | 100       |
| 2.  | Kennesaw State         | 89        |
| 3.  | USC Upstate            | 73        |
| 4.  | Lipscomb               | 67        |
| 5.  | Jacksonville           | 58        |
| 6.  | <b>Stetson</b>         | <b>56</b> |
| 7.  | North Florida          | 40        |
| T8. | Northern Kentucky      | 27        |
| T8. | Mercer                 | 27        |
| 10. | ETSU                   | 13        |

## SOCIAL MEDIA



**Stetson Athletics**  
**Stetson Fastpitch**

Like us on facebook, the official fan page of Stetson Athletics. Share your excitement for anything and everything Stetson Athletics with other Hatter fans. Comment on stories, photos, and more!



**@StetsonSoftball**  
**@StetsonHatters**

For up-to-the-minute Stetson softball team news, including in-game updates and links to postgame stories and video, follow @StetsonSoftball on twitter. For all Stetson Athletics news, follow @StetsonHatters.



**StetsonHatters**

Visit the StetsonHatters channel on YouTube for all of the latest video from Stetson Softball and Stetson Athletics.

## PATRICIA WILSON FIELD - HOME OF THE HATTERS



A six-time national Field of the Year award winner, Patricia Wilson Field is the beautiful home of the Stetson Hatters softball team.

Located on the Stetson University campus near the corner of Garfield and Arizona, the complex features a game field and stadium, batting cages and practice area, and a team fieldhouse facility.

The game field features a clay playing surface, an outfield with Bermuda grass, irrigation, four bullpens, spacious dugouts, and a lighting system suitable for televising night games. A huge state-of-the-art scoreboard and video board was installed in 2011, and a new sound system was added in 2012.

A two-story press box contains a working suite for staff and media, a VIP suite for entertaining guests, and a broadcast booth for the play-by-play announcer and video production. Directly below the press box is the reserved seating section with over 100 premium chairback seats. Other fan-friendly stadium features include general admission seating in close proximity to home plate, restrooms, a concession stand and picnic area, and bleachers beyond the left field foul pole.

Student-athletes can practice and prepare for games in the spacious warm-up area, which contains numerous hitting stations and two full size batting cages.

Located in the southeast corner of the complex is the team fieldhouse. A jewel in of itself, the building houses the Hatters

locker room, a training room, a large team meeting room, a laundry room, and the coaches' offices.

The Hatters have enjoyed great success since Patricia Wilson Field opened in 2003, posting a .692 winning percentage through the first 10 seasons.

The care and dedication shown by head coach Frank Griffin, head maintenance technician Steve Barnard, former head maintenance technician George Marshall as well as associate head coach Vanessa Bataille and assistant coach J.J. Payette in maintaining Patricia Wilson Field never goes unnoticed by the Hatters, their fans or visiting fans.

In addition, Sports Turf Managers Association (STMA), the pre-eminent professional sports turf organization in the nation

## PATRICIA WILSON FIELD - HOME OF THE HATTERS

has recognized Patricia Wilson Field with National College Softball Field of the Year awards in 2007, 2008, 2009 and 2011. The National Fastpitch Coaches Association (NFCA) has also named the facility its Field of the Year in 2004 and 2007.

The Stetson University Board of Trustees named the on-campus softball complex "Patricia Wilson Field" to honor the alumna's long-standing support of the Stetson Athletic Department.

Patricia Maxcy Wilson, a 1947 Stetson University graduate, and her husband Pat Wilson '49 have donated one million dollars to name a newly built residence hall on campus. With the softball field at the time nearing its final stages of completion, it was decided that half of that donation would be used to name the field as well. The Wilsons are devoted supporters of Stetson Athletics, making the initial gift of \$750,000 for the Wilson Athletic Center in the 1990s and give annually for women's athletic scholarships.

After years of hard work and fundraising, the Hatters began 2002 fall practice on the new on-campus home field and played their inaugural games on the field during the February 15, 2003 Grand Opening.

While much of the facility's construction was contracted out, University staff completed several of its unique features and is involved in constant upkeep of the grounds. Coach Griffin and his staff built the backstop, dugouts, bullpens, and batting cages, as well as the lockers and trophy case in the clubhouse.

The Stetson staff enjoys the field's positive characteristics such as easy maintenance and quick drainage following heavy

rains. The consistency of the infield and outfield material also results in a safer playing surface for the athletes. Griffin believes the combination of these qualities significantly improves Stetson's ability to recruit exceptional student-athletes.

The project was many years in the making and Griffin commended the University for ensuring that a quality field be built. Estimated at over one million dollars, the completely donor-funded facility was the result of the generosity of more than 600 individuals and businesses.

The opportunity remains for a donor to have the softball complex named in his or her honor. Other donors have purchased bricks from Stetson softball that surround the area outside the backstop to be personalized by engraving to support the program.

"Having this quality of a facility has afforded us the opportunity to attract a number of high caliber programs to play here," said Griffin. "It is great for our program to be able to play nationally recognized teams at home without the travel expense or inconvenience of players missing classes."

Stetson won its first 18 consecutive home games when Patricia Wilson opened in 2003. The Hatters went 27-3 at home that year, and then went 29-5 at home in 2004. The Hatters set a school-record with 35 home wins in 2006, and in May 2007, Stetson claimed its first Atlantic Sun tournament championship and automatic bid to its first NCAA Tournament at Patricia Wilson Field.

Patricia Wilson Field was the host site of the 2007-2010 Atlantic Sun Conference Softball Championships.



### Directions To Patricia Wilson Field (430 E. Arizona Ave. DeLand FL 32724)

#### From Orlando/Tampa (I-4 Eastbound)

Take the first DeLand Exit (114) and turn left on State Road 472. Travel approximately three miles and fork right onto Highway 17/92, which becomes Woodland Boulevard. Travel through downtown DeLand (approx. 5 miles) to the Stetson campus and turn right on Michigan Ave. Turn left on Amelia Ave and then first right on Arizona Ave., The field will be on the right.

#### From Jacksonville (I-95 Southbound)

Take the Speedway Blvd. Exit (261B) and head west approximately 16 miles into DeLand. Pass the Clarion Hotel and turn left on Amelia Ave. Take Amelia into campus. Take a left on Arizona Ave. (one street past the traffic light at Minnesota Ave.) The field will be on the right.

#### From Miami (I-95 Northbound)

Take exit 249 (DeLand/New Smyrna Beach) and head west on State Road 44 approximately 20 miles into DeLand. SR 44 becomes New York Ave. Turn right on Amelia Ave. and then right on Arizona Ave. The field will be on the right.

#### From Ocala (I-75)

Take Exit 358 and head east on State Road 326. Travel approximately 15 miles and turn left on State Road 40. Travel approximately 45 miles and turn right on US Highway 17. Travel approximately 15 miles into DeLand. US 17 becomes Woodland Blvd. Turn left on Plymouth Ave. Turn right on Amelia Ave. Take a left on Arizona Ave. (one street past the traffic light at Minnesota Ave.) The field will be on the right.

# PATRICIA WILSON FIELD - TEAM FIELDHOUSE





## 2013 STETSON SOFTBALL ROSTER

| <u>No.</u> | <u>Name</u>       | <u>Pos.</u> | <u>B/T</u> | <u>Ht.</u> | <u>Cl.</u> | <u>Hometown/Previous School</u>           | <u>Academic Major</u>      |
|------------|-------------------|-------------|------------|------------|------------|---|----------------------------|
| 1          | Jordan Cleghorn   | C/INF       | R/R        | 5-5        | SR         | Ball Ground, Ga./Creekview HS             | Elementary Education       |
| 3          | K.K. Woolington   | OF          | R/R        | 5-7        | FR         | Tallahassee, Fla./Chiles HS               | Undeclared                 |
| 4          | Chelsea Whalley   | OF          | L/R        | 5-3        | SR         | Calgary, Alta./Bowness HS                 | Integrative Health Science |
| 6          | Courtney Brandt   | P/OF        | R/R        | 5-11       | SO         | Dade City, Fla./Pasco HS                  | History                    |
| 7          | Brittany Hawn     | UTIL        | R/R        | 5-1        | FR         | Kaneohe, Hawai'i/James B. Castle HS       | Sociology                  |
| 8          | Allison Sutherlin | C           | R/R        | 5-6        | SO         | Huntsville, Ala./Sparkman HS              | Integrative Health Science |
| 10         | Taylor Cochran    | P           | R/R        | 6-0        | R-SO       | Auburndale, Fla./Auburndale HS            | English                    |
| 11         | Demi Meza         | INF         | R/R        | 5-7        | SO         | Oxnard, Calif./Oxnard HS                  | Business                   |
| 14         | Molly Shasteen    | 2B/OF       | L/R        | 5-3        | FR         | Orlando, Fla./Timber Creek HS             | Management                 |
| 15         | Sarah Read        | P/1B        | R/R        | 5-11       | JR         | Seminole, Fla./Indian River State College | Psychology                 |
| 16         | Morgan Hatch      | 1B/C        | R/R        | 5-10       | FR         | Orlando, Fla./Timber Creek HS             | Business                   |
| 17         | Jessica Griffin   | C           | L/L        | 5-7        | FR         | Port Saint John, Fla./Space Coast HS      | English                    |
| 18         | Mallory Brooks    | INF         | R/R        | 5-2        | SO         | Tampa, Fla./King HS                       | Environmental Science      |
| 21         | Chrissy Morello   | OF          | L/R        | 5-2        | JR         | Ormond Beach, Fla./Spruce Creek HS        | Elementary Education       |
| 22         | Kayla Drury       | INF         | R/R        | 5-4        | FR         | DeLand, Fla./Taylor HS                    | Business                   |
| 23         | Meredith Owen     | P/INF       | R/R        | 5-8        | JR         | Jackson, Miss./Jackson Prep School        | Marketing                  |

**Head Coach** – Frank Griffin (Winthrop, 1983) – 17th Year  
**Associate Head Coach** – Vanessa Bataille (Winthrop, 1990) – 14th Year  
**Assistant Coach** – J.J. Payette (Stetson, 2006) – Seventh Year  
**Assistant Coach** – A.J. Krazeise (Stetson, 2010) – First Year  
**Assistant Athletic Trainer** – Rachel Craddock, ATC/L (Texas, 2008)

**PRONUNCIATION GUIDE**  
 Demi Meza – DEM-ee MAY-za  
 Sarah Read – REED  
 Chelsea Whalley - WALL-ee  
 Vanessa Bataille – buh-TIE

### ALPHABETICAL ROSTER

|    |                   |       |
|----|-------------------|-------|
| 6  | Courtney Brandt   | P/OF  |
| 18 | Mallory Brooks    | INF   |
| 1  | Jordan Cleghorn   | C/INF |
| 10 | Taylor Cochran    | P     |
| 22 | Kayla Drury       | INF   |
| 17 | Jessica Griffin   | C     |
| 16 | Morgan Hatch      | 1B/C  |
| 7  | Brittany Hawn     | UTIL  |
| 11 | Demi Meza         | INF   |
| 21 | Chrissy Morello   | OF    |
| 23 | Meredith Owen     | P/INF |
| 15 | Sarah Read        | P/1B  |
| 14 | Molly Shasteen    | 2B/OF |
| 8  | Allison Sutherlin | C     |
| 4  | Chelsea Whalley   | OF    |
| 3  | K.K. Woolington   | OF    |

### BREAKDOWN BY CLASS

|                     |                       |
|---------------------|-----------------------|
| <u>Seniors (2)</u>  | <u>Juniors (3)</u>    |
| Jordan Cleghorn     | Chrissy Morello       |
| Chelsea Whalley     | Meredith Owen         |
|                     | Sarah Read            |
| <u>Freshmen (6)</u> | <u>Sophomores (5)</u> |
| Kayla Drury         | Courtney Brandt       |
| Jessica Griffin     | Mallory Brooks        |
| Morgan Hatch        | Taylor Cochran        |
| Brittany Hawn       | Demi Meza             |
| Molly Shasteen      | Allison Sutherlin     |
| K.K. Woolington     |                       |

### BREAKDOWN BY STATE

|                             |   |
|-----------------------------|---|
| <u>Alabama (1)</u>          | Allison Sutherlin   |
| <u>Alberta (Canada) (1)</u> | Chelsea Whalley   |
| <u>California (1)</u>       | Demi Meza   |
| <u>Florida (10)</u>         | Courtney Brandt, Mallory Brooks, Taylor Cochran, Kayla Drury, Jessica Griffin, Morgan Hatch, Chrissy Morello, Sarah Read, Molly Shasteen, K.K. Woolington |
| <u>Georgia (1)</u>          | Jordan Cleghorn   |
| <u>Hawai'i (1)</u>          | Brittany Hawn   |
| <u>Mississippi (1)</u>      | Meredith Owen   |



# Frank Griffin

**HEAD COACH**

**Winthrop, 1979 (B.S.), 1983 (M.S.)  
17th Season at Stetson (543-354)**



One of the most successful coaches in Division I softball, Frank Griffin is in his 17th year as head coach of the Stetson softball team.

Griffin has amassed 768 career victories during his 23 seasons, an average of over 33 wins per year. His victory total currently ranks him 24th among active NCAA Division I coaches and 38th on the all-time Division I coaches list.

During his 16 years at Stetson, Griffin has led the Hatters to 543 wins, 14 appearances in the A-Sun Softball tournament, two regular season championships and one conference tournament title in 2007 and an appearance in the NCAA Tournament.

The 2012 season saw Griffin lead the Hatters to a bounceback campaign and a return to their typical winning form, going 26-22 overall and 9-9 in the Atlantic Sun Conference. Stetson became the first #6 seed since 1998 to win its first two games in the A-Sun tournament. Postseason honors went to center fielder Chrissy Morello (Second Team All-Atlantic Sun), pitcher Courtney Brandt (A-Sun All-Freshman Team, A-Sun All-Tournament Team) pitcher Meredith Owen (A-Sun All-Tournament Team, All-Conference Academic Team) and first baseman Carolyn Boyd (All-Conference Academic Team).

Griffin earned his 500th victory as Stetson's head coach on February 18, 2011 as the Hatters beat South Dakota State 10-2 at Patricia Wilson Field. Two players ended up earning all-conference

honors: third baseman Jill Semento (First Team All-Atlantic Sun, First Team CoSIDA Academic All-District) and center fielder Chrissy Morello (Second Team All-Atlantic Sun, A-Sun All-Freshman Team).

The 2010 season saw Griffin lead the Hatters to an excellent comeback from a disappointing 2009 campaign, turning a team picked to finish 10th in the Atlantic Sun Conference into a



## Griffin Year-By-Year

| Year          | School          | W-L            | Pct.        |
|---------------|-----------------|----------------|-------------|
| 1983          | Winthrop        | 28-9           | .757        |
| 1984          | Winthrop        | 34-7           | .829        |
| 1985          | Winthrop        | 33-12          | .733        |
| 1986          | Winthrop        | 35-12          | .745        |
| 1987          | Winthrop        | 37-10          | .787        |
| 1988          | Winthrop        | 24-27          | .471        |
| 1989          | Winthrop        | 34-10          | .773        |
| <i>Totals</i> | <i>Winthrop</i> | <i>225-87</i>  | <i>.721</i> |
| 1997          | Stetson         | 21-25          | .457        |
| 1998          | Stetson         | 36-20          | .643        |
| 1999          | Stetson         | 24-33          | .421        |
| 2000          | Stetson         | 38-20          | .655        |
| 2001          | Stetson         | 29-24          | .547        |
| 2002          | Stetson         | 45-14          | .763        |
| 2003          | Stetson         | 36-14          | .720        |
| 2004          | Stetson         | 45-17          | .723        |
| 2005          | Stetson         | 35-20          | .636        |
| 2006          | Stetson         | 45-16          | .738        |
| 2007          | Stetson         | 44-22          | .667        |
| 2008          | Stetson         | 43-24          | .642        |
| 2009          | Stetson         | 23-31          | .426        |
| 2010          | Stetson         | 34-21          | .618        |
| 2011          | Stetson         | 19-31          | .380        |
| 2012          | Stetson         | 26-22          | .542        |
| <i>Totals</i> | <i>Stetson</i>  | <i>543-354</i> | <i>.605</i> |
| <b>Totals</b> | <b>23 Years</b> | <b>768-441</b> | <b>.635</b> |

## COACHING STAFF

second place squad by year's end. The Hatters went 34-21 and 14-6 in conference play with four Second Team All-Atlantic Sun honorees; pitcher Amanda Lindsey and catcher Jessica Lokeinsky earned NFCA All-Southeast Region honors as well. Griffin earned his 700th career victory on March 9, 2010 when Lindsey threw a no-hitter against Austin Peay at Patricia Wilson Field.

In 2008, Griffin brought the Hatters to the Atlantic Sun Tournament finals for the third consecutive season, reached the 40-win mark for the third year in a row and the fifth time in the last seven seasons, and picked up his 400th Stetson victory on the first day of the season. Stetson picked up two victories in the conference



tournament, including a triumph over Lipscomb in Griffin's 1,000th game as a Division I softball coach and an extra-inning thriller over Mercer.

The 2007 season provided many highlights for Griffin, including his 600th career win, which came against Dartmouth on March 22, but none were bigger than his Hatters rallying from the brink of elimination with three consecutive victories in the Atlantic Sun Conference Tournament to claim the program's first A-Sun Tournament title and NCAA Tournament appearance in its history.

With Stetson's final regular season win of 2006 against Jacksonville on May 6, Griffin reached his 350th victory at Stetson. That year Stetson softball earned its seventh straight conference championship appearance, going in as the top seed in the 2006 A-Sun Conference Championship after posting a school-record 16 regular-season league wins. Griffin led his Hatters to a school record 23 shutouts and the second highest win percentage in the programs history at .738.

Griffin opened the 2005 season with his 500th career win in the first game of the season on Feb. 5, then later reached another milestone with his 300th win at Stetson on April 8. With a 35-20 overall and 13-7 A-Sun record in 2005, Stetson earned its sixth straight league tournament berth. The Hatters continued to enjoy the home field advantage with a .707 (29-12) winning percentage, bringing their three-year total to 85-20 for an .810 percentage.

Griffin guided the 2004 Stetson softball program to a record-tying 45-win season and its fifth consecutive conference tournament, seventh in the past eight years, after winning a record-tying 14 league games. For the second season, the Hatters also boasted a successful home performance with a 29-5 mark at the new Stetson Softball Field.

After a another successful regular season, including a third-place league finish, Griffin led his 2003 squad to its sixth Atlantic Sun Conference tournament appearance during his seven years with the program. The Hatters also enjoyed a .900 home winning percentage with a 27-3 record after a 18-0 start at their new on-campus field.

While ending up 45-14 overall and 12-6 in the conference, which was good enough for fourth, the 2002 squad broke numerous school records including wins in a season and season winning percentage. The Hatters set a new school and conference mark with a 28-game win streak that lasted from Feb. 16 until March 24. The team also gained national recognition by receiving votes in the USA Today/National Fastpitch Coaches Association National Poll for the first time in the program's history. Griffin also reached a milestone that season with his 400th career victory with a 10-7 win over Cornell on March 17. After notching a 9-5 Atlantic Sun record, Griffin's 2001 team finished in a three-way tie for regular season champions.

On March 18, 2000, Griffin became the winningest coach in Hatter softball history as the Hatters defeated Youngstown State, 3-2. It was his 104th win at Stetson. That season, Griffin led the Hatters to a school-



## COACHING STAFF

record 38 wins and a second-place finish in the A-Sun tournament.

In 1998, the Hatters enjoyed one of their best seasons in school history compiling a 36-20 record and a third-place finish at the conference tournament. Stetson's amazing turnaround from a 21-25 record in 1997 ranked 20th among most improved Div. I softball programs in 1998.

These positive results on the field would not have come without Griffin's hard work behind the scenes. In his first five years at Stetson, Griffin spearheaded a movement to bring the softball program to a major sport status. In 1997, the program had just 2.3 scholarships



to award student-athletes. That figure was raised to 5.3 in the 1998 recruiting year, raised to 8.3 in 1999 and to 10.7 in 2000. In the summer of 2001, Griffin was able to award a full 11.7 scholarships to softball student-athletes. In addition, the softball program received a \$150,000 budget increase over the next three seasons. The increase allowed Griffin to hire Stetson's first two full-time assistant coaches, one of which (Vanessa Bataille) has been with the Hatters ever since and now holds the title of Associate Head Coach.

Griffin has also led a fundraising effort for Patricia Wilson Field, the three-time National Field of the Year winner that is the crown jewel of Atlantic Sun Conference softball facilities. Construction on the facility began on April 29, 2002 and the team began fall practice on the field on Oct. 21, 2002. The 2003 season marked the inaugural season on the new field for the Hatters, but additions and improvements to the complex continued for six years as the team building that opened in the summer of 2008 marked the capstone to the project. Patricia Wilson Field seats 1,000 spectators in chairbacks behind home plate, two picnic areas and bleachers beyond the left field fence. A full concession stand with restrooms, in addition to a press box, VIP lounge, TV/radio booth, two bullpens and batting cages, are among the amenities located on-site. A brand-new scoreboard and video graphics board was installed in time for the start of the 2011 season.

While at Stetson, Griffin has coached 29 A-Sun Pitchers of the Week, 19 A-Sun Players of the Week, 19 first-team all-conference players, 22 second-team all-conference players, four third-team all-conference players, four all-freshman team players, one A-Sun Player of the Year, two first-team all-region performers and five second-team all-region players. Griffin has had five players earn CoSIDA Academic All-Region and two to be chosen CoSIDA Academic All-America. He also earned 2001 A-Sun Coach of the Year honors.

Griffin's association with the Hatter softball program began in 1996 as an assistant coach. Stetson placed third in the league posting a 29-25 record that year.



Prior to arriving at Stetson, Griffin spent seven years as head softball coach at Winthrop University (1983-89) in Rock Hill, S.C. With the Lady Eagles, Griffin compiled a record of 225-87, won six conference titles in seven seasons and led Winthrop to three NAIA National Tournaments. 1984-85 was arguably his finest year as he led Winthrop to a 33-12 record and seventh-place finish at the NAIA National Tournament.

Griffin also played fastpitch softball for the Rock Hill Merchants for five seasons. In 1988 Griffin pitched his team to the South Carolina State Championship and was named team MVP. The Merchants went on to win the Southeast Regional in 1988 and again 1989. When he was not pitching, Griffin saw time at first base and in the outfield.

A 1983 Winthrop graduate, Griffin played soccer where he was named MVP and captain, earned all-district honors three-straight years, and broke numerous school records. In February 2008, he was inducted into the Winthrop University Athletic Hall of Fame.

Following graduation from Winthrop, Griffin became an assistant and then head soccer coach for three seasons (1987-89). Griffin became the first South Carolina native to earn an "A" coaching license from the United States Soccer Federation.

Griffin and his wife, Marla, reside in New Smyrna Beach.



# Vanessa Bataille

## ASSOCIATE HEAD COACH

### Winthrop, 1990

### 14th Season



Vanessa Bataille enters her 14th year with the Hatters and her sixth as Associate Head Coach. In addition to her on-field responsibilities, Bataille is involved with recruiting and conditioning.

Bataille brought a wealth of coaching experience with her to Stetson. From 1996-99, she served as head softball coach at Charleston Southern University. Bataille oversaw all aspects of the Lady Buccaneer softball program during her three-year stint.



Her first full-time position came as an assistant at San Diego State from 1991-94. While with the Aztecs, Bataille coordinated all transportation and lodging for team travel and coordinated recruitment of prospective student-athletes, including correspondence, computer tracking, identification of prospects and conducting campus visits. She was also a member of the California-based ASA and Athletes In Action Open majors club in 1989, 1990, 1992, 1993 and 1994. She traveled to Venezuela with the AIA team in 1989 and worked with the Guatemalan National Team in 1994.

Bataille previously served as a graduate assistant for one season at her alma mater, Winthrop University. She was responsible for planning and implementation of practice, making game plans, supervising players, recruiting and academic monitoring. During her undergraduate playing days, she played



for current Hatters head coach Frank Griffin. She batted .300 with 138 base hits and 56 RBI and graduated from Winthrop in 1990 with a bachelor's degree in physical education along with a teacher's certification for grades K-12.

Bataille is a member of the National Fastpitch Coaches Association and has served on the organization's ethics committee. She has held staff positions at many softball camps and has been invited to speak at numerous others. She has also conducted clinics and private lessons on hitting, catching, team practice dynamics, strategies and conditioning.

Formerly Vanessa Glasscock, she married Stetson University Assistant Athletic Communications Director Jamie Bataille in July 2003. The couple resides in DeLand.



# J.J. Payette

## ASSISTANT COACH

### Stetson, 2006

### 7th Season



Joanna (J.J.) Payette enters her seventh season as an assistant coach at Stetson in 2012-13 following a four-year playing career for the Hatters in which she served as a two-year co-captain while earning Atlantic Sun All-Academic honors three times. Payette's responsibilities on the staff include travel and schedule coordination, academic advising, and serving as Associate Camp Director of Head Coach Frank Griffin's Stetson Fastpitch Academy.

Payette was honored with the Bob Gillies Award in 2003 and 2004 for displaying dedication, determination, desire, and discipline in her role as a student-athlete.

In spring 2004, she was selected to travel to Oklahoma City, Oklahoma to be a student-athlete clinician at the NCAA's YES (Youth Excellence through Sport) Clinic held in conjunction with the Women's College World Series.

A 10-year member of the National Fastpitch Coaches Association, Payette is a Four-Star Master Coach having completed the eight-course curriculum of the National Fastpitch Coaches College (NFCC).

Born in Tampa, Florida, Payette grew up in Springfield, Missouri and Lone Tree, Colorado, graduating from Chaparral High School in 2002. She is working toward a Master's of Science in Mental Health Counseling and a Master's of Business Administration at Stetson.





# Amy Krazeise

## ASSISTANT COACH

### Stetson, 2010

### 1st Season



Hatter alumna Amy Krazeise returns to her alma mater in 2012-13 as a volunteer assistant coach for the Stetson University Softball team. She will assist with the hitters and outfielders.



Prior to returning to Stetson, Krazeise was the Head Softball Coach at Webber International University where she was responsible for all aspects of the softball program. In 2012 she led the Warriors to the Sun Conference Regular Season Championship, Sun Conference Tournament Championship and an NAIA National Tournament Appearance. Webber finished the 2012 season with an overall record of 38-22 and a 15-3 record in the Sun Conference.

In 2010-11, Krazeise served as an assistant coach at Georgia Southern University where she worked specifically with the outfielders and slap hitters.

Krazeise was Stetson's starting centerfielder for all four years of her collegiate career (2007-10). In 2007 she helped the Hatters capture the conference title, catching the final out of the Atlantic Sun Tournament championship game that sent Stetson on to its first NCAA Tournament appearance. She was twice named Second Team All-Atlantic Sun (2009, 2010) and was selected to the

Atlantic Sun All-Tournament team her junior year. Krazeise was one of four players to record over 200 hits in her career, she stole 96 bases (third all-time), and currently holds the Stetson career record for runs scored (141).

Krazeise was born in Lake Mary, Florida and graduated from Seminole High School in 2006. She earned first team all-conference honors in softball and weightlifting, Offensive Player of the Year, and All-Central Florida second team.

The former Amy Joyce is married to David Krazeise and the couple resides in DeLand.





# #1 Jordan Cleghorn

SENIOR • 5-5 • R/R • CATCHER/IF

Ball Ground, Ga.  
Creekview HS



**Career:** Has made 102 consecutive starts dating back to her freshman year ... Her eight career home runs is tied for the most among current Hatters.

**2012:** *Atlantic Sun All-Academic Team* ... Started all 48 games ... Made 35 starts at catcher, 10 at third base and three at second base ... Batted .246 with five doubles, three home runs and 14 RBI ... Homered and drove in three runs in wins over South Dakota (Feb. 10) and Northern Colorado (March 9) ... Recorded four multi-hit games in a five-game span between April 12 and April 21 ... Threw out six attempted base-stealers.

**2011:** *Atlantic Sun All-Academic Team* ... Started all 50 games at catcher for the Hatters as a sophomore ... Batted .234 with two home runs, two doubles, a triple and 16 RBI ... Added eight walks ... Recorded multi-RBI contests in Feb. 18 and Feb. 19 wins over South Dakota State ... Homered against Iowa (March 11) and Mercer (April 3).



**2010:** Played in 47 games with 42 starts ... Started 41 games at second base and one at catcher ... Batted .202 with three doubles, three home runs and 13 RBI as a freshman ... Drew six walks and stole two bases ... Hit game-winning three-run home run with two outs in the seventh inning vs. Boston College (Feb. 28) ... Went 2-for-2 with a solo home run March 6 vs. Maine ... Homered in A-Sun tournament win over Jacksonville (May 13) and went 2-for-3 with two RBI in come-from-behind win over Kennesaw State later that evening ... Batted .400 (4-10) in the A-Sun tournament.


**Prior to Stetson:** Played shortstop at Creekview High School in Canton, Georgia ... Led Head Coach Michael Nayman's team to a regional championship in 2008 ... Batted .412 as a senior with a .440 on-base percentage, .588 slugging percentage, five doubles, three triples, three home runs, 21 RBI and 15 stolen bases ... Earned First Team All-Cherokee County honors as a senior ... Also competed in basketball and track & field at CHS.

**JORDAN CLEGHORN'S CAREER STATS**

| Year         | Avg         | GP-GS          | AB         | R         | H         | 2B        | 3B       | HR       | RBI       | TB         | SLG%        | BB        | HBP      | SO        | GDP      | OB%         | SF       | SH       | SB-ATT     | PO         | A          | E         | FLD%        |
|--------------|-------------|----------------|------------|-----------|-----------|-----------|----------|----------|-----------|------------|-------------|-----------|----------|-----------|----------|-------------|----------|----------|------------|------------|------------|-----------|-------------|
| 2010         | .202        | 47-42          | 114        | 9         | 23        | 3         | 0        | 3        | 13        | 35         | .307        | 6         | 0        | 20        | 0        | .242        | 0        | 2        | 2-3        | 68         | 68         | 10        | .932        |
| 2011         | .234        | 50-50          | 145        | 16        | 34        | 2         | 1        | 2        | 16        | 44         | .303        | 8         | 0        | 22        | 2        | .269        | 3        | 1        | 1-2        | 171        | 26         | 2         | .990        |
| 2012         | .246        | 48-48          | 138        | 13        | 34        | 5         | 0        | 3        | 14        | 48         | .348        | 9         | 0        | 20        | 1        | .293        | 0        | 2        | 1-1        | 181        | 31         | 4         | .981        |
| <b>TOTAL</b> | <b>.229</b> | <b>145-140</b> | <b>397</b> | <b>38</b> | <b>91</b> | <b>10</b> | <b>1</b> | <b>8</b> | <b>43</b> | <b>127</b> | <b>.320</b> | <b>23</b> | <b>0</b> | <b>62</b> | <b>3</b> | <b>.270</b> | <b>3</b> | <b>5</b> | <b>4-6</b> | <b>420</b> | <b>125</b> | <b>16</b> | <b>.971</b> |

**SINGLE-GAME HIGHS:** Hits: 2, 13 times ... Doubles: 1, 10 times ... Triples: 1, Lipscomb, 4/16/11 ... Home runs: 1, 8 times ... Total bases: 6, Mercer, 4/12/12 ... RBI: 3, three times ... Runs scored: 3, Maine, 3/6/10 ... Walks: 2, Boston College, 2/11/11 ... Stolen bases: 1, 4 times

# #1 Jordan Cleghorn





# #4 Chelsea Whalley

**SENIOR • 5-3 • L/R • OUTFIELD**

**Calgary, Alberta, Canada  
Bowness HS**



**2012:** *Atlantic Sun Conference Scholar Award recipient ... A-Sun All-Academic Team ... NFCA All-American Scholar-Athlete ...* Started all 48 games as a junior with 46 starts in right field and two in center field ... Batted .200 with three doubles, a home run and four RBI ... Stole six bases ... Went 4-for-6 with two RBI on March 9 against Northern Colorado and Ball State ... Recorded four multi-hit games ... Homered April 6 at Belmont for her first career home run away from Patricia Wilson Field ... Team-high five outfield assists.

**2011:** *Atlantic Sun All-Academic Team ...* Played in 39 games with 38 starts ... Started 29 games in right field and nine at designated player ... Batted .214 with two doubles, two home runs and seven RBI ... Drew 13 walks and was a perfect four for four on stolen base attempts ... Homered in wins over Monmouth (March 9) and Florida A&M (April 20) ... Had five multi-hit games and two multi-RBI games.



**2010:** *Atlantic Sun All-Academic Team ...* Played in 46 games as a freshman, starting 33 games in right field and three in left field ... Seized the starting RF job in mid-March and never looked back ... Batted .230 with five doubles, a home run and five RBI ... Stole two bases ... Had five multi-hit games ... Went 2-for-3 with a double and a game-tying seventh inning solo home run in Senior Day win over Jacksonville (May 6).


**Prior to Stetson:** Played fall 2009 exhibition season at Wallace State Community College (Hanceville, Ala.) ... Batted .280 with a double, led the team with six walks and stole two bases ... Second on the team with a .438 on-base percentage ... Captained the Alberta provincial team in the 2009 Canada Games ... Was the editor of her student newspaper at Bowness HS ... Starred in the lead role in the school's dramatic production ... 2009 Bowness HS valedictorian.

**CHELSEA WHALLEY'S CAREER STATS**

| Year         | Avg         | GP-GS          | AB         | R         | H         | 2B        | 3B       | HR       | RBI       | TB        | SLG%        | BB        | HBP       | SO        | GDP      | OB%         | SF       | SH       | SB-ATT       | PO         | A         | E        | FLD%        |
|--------------|-------------|----------------|------------|-----------|-----------|-----------|----------|----------|-----------|-----------|-------------|-----------|-----------|-----------|----------|-------------|----------|----------|--------------|------------|-----------|----------|-------------|
| 2010         | .230        | 46-36          | 87         | 13        | 20        | 5         | 0        | 1        | 5         | 28        | .322        | 6         | 4         | 19        | 0        | .309        | 0        | 4        | 2-4          | 23         | 5         | 1        | .966        |
| 2011         | .214        | 39-38          | 103        | 17        | 22        | 2         | 0        | 2        | 7         | 30        | .291        | 13        | 7         | 21        | 2        | .339        | 1        | 0        | 4-4          | 31         | 3         | 1        | .971        |
| 2012         | .200        | 48-48          | 115        | 16        | 23        | 3         | 0        | 1        | 4         | 29        | .252        | 16        | 7         | 26        | 0        | .333        | 0        | 2        | 6-7          | 62         | 5         | 4        | .944        |
| <b>TOTAL</b> | <b>.213</b> | <b>133-122</b> | <b>305</b> | <b>46</b> | <b>65</b> | <b>10</b> | <b>0</b> | <b>4</b> | <b>16</b> | <b>87</b> | <b>.285</b> | <b>35</b> | <b>18</b> | <b>66</b> | <b>2</b> | <b>.329</b> | <b>1</b> | <b>6</b> | <b>12-15</b> | <b>116</b> | <b>13</b> | <b>6</b> | <b>.956</b> |

**SINGLE-GAME HIGHS:** Hits: 2, 14 times ... Doubles: 1, 10 times ... Home runs: 1, four times ... Total bases: 6, two times ... RBI: 2, three times ... Runs scored: 2, four times ... Walks: 3, two times ... Stolen bases: 1, 12 times

# #4 Chelsea Whalley





# #21 Chrissy Morello

**JUNIOR • 5-2 • L/R • OUTFIELD**

**Ormond Beach, Fla.  
Spruce Creek HS**



**Career:** Ranks eighth in school history in stolen bases (49).

**2012:** *Second Team All-Atlantic Sun ... Atlantic Sun Conference Scholar Award recipient ... Atlantic Sun All-Academic Team ... NFCA All-American Scholar-Athlete ...* Started 46 games in center field with one pinch-hitting appearance ... Batted .295 with three doubles and three RBI ... Led the Hatters in runs scored (25) and stolen bases (21) ... Did not make an error in 46 chances ... Drew 15 walks ... Posted 12 multi-hit games ... Collected three hits in Feb. 18 win over Bethune-Cookman and April 22 at USC Upstate ... Had four games with two stolen bases ... Registered a 10-game hitting streak from April 7 through April 25 ... Batted .368 (14-38) in road games.

**2011:** *Second Team All-Atlantic Sun ... Atlantic Sun All-Freshman Team ... Atlantic Sun All-Academic Team ...* Enjoyed an excellent rookie year for the Hatters, leading off the lineup and starting all 50 games in center field ... Batted a team-high



.344 with one home run and 14 RBI ... Doubled three times, drew 23 walks and led the A-Sun with 28 stolen bases ... Ranked second on the Hatters in on-base percentage (.435) ... Led Stetson in multi-hit games with 14 on the year ... Went 4-for-3 in April 9 doubleheader nightcap vs. USC Upstate ... Had four three-hit games ... Had five games with at least two stolen bases ... Had three hits, including first career home run in March 29 doubleheader nightcap at Campbell.


**Prior to Stetson:** Arrived at Stetson after four years at Spruce Creek High School in nearby Port Orange ... NFCA Scholar-Athlete ... *Daytona Beach News-Journal* First Team All-Area in 2009 and 2010 ... Batted .567 with a .687 on-base percentage and 16 stolen bases in 2009 ... Batted .452 her senior year with 26 stolen bases and 34 runs scored ... 62 career stolen bases at Spruce Creek ... Played travel softball for the Gainesville Gold organization.

**CHRISSY MORELLO'S CAREER STATS**

| Year         | Avg         | GP-GS        | AB         | R         | H         | 2B       | 3B       | HR       | RBI       | TB         | SLG%        | BB        | HBP      | SO        | GDP      | OB%         | SF       | SH       | SB-ATT       | PO         | A        | E        | FLD%        |
|--------------|-------------|--------------|------------|-----------|-----------|----------|----------|----------|-----------|------------|-------------|-----------|----------|-----------|----------|-------------|----------|----------|--------------|------------|----------|----------|-------------|
| 2011         | .344        | 50-50        | 160        | 27        | 55        | 3        | 0        | 1        | 14        | 61         | .381        | 23        | 3        | 23        | 1        | .435        | 0        | 5        | 28-35        | 61         | 3        | 2        | .970        |
| 2012         | .295        | 47-46        | 146        | 25        | 43        | 3        | 0        | 0        | 3         | 46         | .315        | 15        | 6        | 19        | 2        | .381        | 1        | 2        | 21-23        | 44         | 2        | 0        | 1.000       |
| <b>TOTAL</b> | <b>.320</b> | <b>97-96</b> | <b>306</b> | <b>52</b> | <b>98</b> | <b>6</b> | <b>0</b> | <b>1</b> | <b>17</b> | <b>107</b> | <b>.350</b> | <b>38</b> | <b>9</b> | <b>42</b> | <b>3</b> | <b>.410</b> | <b>1</b> | <b>7</b> | <b>49-58</b> | <b>105</b> | <b>5</b> | <b>2</b> | <b>.982</b> |

**SINGLE-GAME HIGHS:** Hits: 4, USC Upstate, 4/9/11 ... Doubles: 1, 6 times ... Home runs: 1, at Campbell, 3/29/11 ... Total bases: 6, at Campbell, 3/29/11 ... RBI: 3, at Campbell, 3/29/11 ... Runs scored: 2, 9 times ... Walks: 3, ETSU, 4/7/11 ... Stolen bases: 2, 9 times

# #21 Chrissy Morello





# #23 Meredith Owen

**JUNIOR • 5-8 • R/R • PITCHER**

**Jackson, Miss.  
Jackson Prep School**



**2012:** *Atlantic Sun All-Tournament Team ... Atlantic Sun Academic All-Conference Team ... Atlantic Sun Conference Scholar Award recipient ... Atlantic Sun All-Academic Team ... NFCA All-American Scholar-Athlete ...* Started all 48 games ... Made 24 starts and 14 relief appearances in the circle with 24 starts at designated player ... Offensively, led the Hatters in batting average (.311) and doubles (10) ... Ranked second on the team with six home runs and 25 RBI ... Slugged .497 and recorded a .369 on-base percentage ... Went 15-11 with 2.35 ERA and 143 strikeouts in 187.1 innings pitched ... Tossed five shutouts and notched two saves ... Recorded 12 multi-hit games ... Hit two doubles and a home run against South Dakota on opening weekend ... Singled, doubled, and homered in Feb. 19 win over Bethune-Cookman ... Posted a 10-game hitting streak from April 7 through April 22 ... Hit two home runs in April 22 win at USC Upstate ... Opened her pitching season with eight strikeouts in a shutout of South Dakota (Feb. 11) ... Fanned a career-high 11 vs. Penn (March 3) ... Recorded a two-hit shutout with seven strikeouts to beat Northern Colorado (March 9) ... Tossed a four-hit shutout over eight innings to beat Lipscomb (April 7) ... Also notched A-Sun



shutout wins over ETSU (April 21) and Jacksonville (May 3) ... Earned her first career save March 24 vs. Savannah State.

**2011:** *Atlantic Sun All-Academic Team ...* Went 7-14 with a 2.46 ERA and 84 strikeouts in a team-high 139.1 innings pitched as a freshman ... Hit first career home run Feb. 27 vs. Charleston Southern ... Pitched complete game shutout wins over South Dakota State (six-hitter for first career victory, Feb. 19) and Tennessee State (two-hitter with season-high nine strikeouts, March 5) ... Made six appearances without allowing an earned run.


**Prior to Stetson:** 2010 graduate of Jackson (Miss.) Preparatory School ... Chose the Hatters over the likes of Baylor, LSU, and Lipscomb ... Set school records with 24 home runs and a .496 career batting average ... Posted a slugging average over 1.100 each of her final two seasons ... Tallied a 36-1 pitching record with 24 shutouts ... Led Jackson Prep to four state championships ... Named 2010 "Miss Softball" by the *Jackson Clarion-Ledger* ... Played travel ball for the Germantown (Tenn.) Red Devils.

**MEREDITH OWEN'S CAREER PITCHING STATS**

| Year         | ERA         | W-L          | App       | GS        | CG        | SHO        | SV       | IP           | H          | R          | ER         | BB        | SO         | 2B        | 3B       | HR        | BF          | B/Avg       | WP        | HBP       | BK       | SFA      | SHA       |
|--------------|-------------|--------------|-----------|-----------|-----------|------------|----------|--------------|------------|------------|------------|-----------|------------|-----------|----------|-----------|-------------|-------------|-----------|-----------|----------|----------|-----------|
| 2011         | 2.46        | 7-14         | 27        | 20        | 14        | 2/0        | 0        | 139.1        | 158        | 72         | 49         | 36        | 84         | 24        | 1        | 15        | 634         | .278        | 6         | 12        | 1        | 3        | 15        |
| 2012         | 2.35        | 15-11        | 34        | 24        | 21        | 5/2        | 2        | 187.1        | 169        | 68         | 63         | 50        | 143        | 18        | 1        | 13        | 791         | .238        | 8         | 13        | 1        | 3        | 15        |
| <b>TOTAL</b> | <b>2.40</b> | <b>22-25</b> | <b>61</b> | <b>44</b> | <b>35</b> | <b>7/2</b> | <b>2</b> | <b>326.2</b> | <b>327</b> | <b>140</b> | <b>112</b> | <b>86</b> | <b>227</b> | <b>42</b> | <b>2</b> | <b>28</b> | <b>1425</b> | <b>.256</b> | <b>14</b> | <b>25</b> | <b>2</b> | <b>6</b> | <b>30</b> |

**SINGLE-GAME HIGHS:** Innings pitched: 8.2, vs Penn, Mar. 3, 2012 ... Walks allowed: 6, vs Penn, Mar. 3, 2012 ... Strikeouts: 11, vs Penn, Mar. 3, 2012

# #23 Meredith Owen



## MEREDITH OWEN'S CAREER HITTING STATS

| Year         | Avg         | GP-GS        | AB         | R         | H         | 2B        | 3B       | HR       | RBI       | TB        | SLG%        | BB        | HBP      | SO        | GDP      | OB%         | SF       | SH       | SB-ATT     | PO       | A         | E        | FLD%        |
|--------------|-------------|--------------|------------|-----------|-----------|-----------|----------|----------|-----------|-----------|-------------|-----------|----------|-----------|----------|-------------|----------|----------|------------|----------|-----------|----------|-------------|
| 2011         | .132        | 23-18        | 53         | 2         | 7         | 0         | 0        | 1        | 4         | 10        | .189        | 4         | 0        | 20        | 0        | .193        | 0        | 0        | 0-0        | 3        | 28        | 1        | .969        |
| 2012         | .311        | 48-48        | 151        | 13        | 47        | 10        | 0        | 6        | 25        | 75        | .497        | 12        | 3        | 17        | 1        | .369        | 2        | 0        | 0-0        | 6        | 52        | 2        | .967        |
| <b>TOTAL</b> | <b>.265</b> | <b>71-66</b> | <b>204</b> | <b>15</b> | <b>54</b> | <b>10</b> | <b>0</b> | <b>7</b> | <b>29</b> | <b>85</b> | <b>.417</b> | <b>16</b> | <b>3</b> | <b>37</b> | <b>1</b> | <b>.324</b> | <b>2</b> | <b>0</b> | <b>0-0</b> | <b>9</b> | <b>80</b> | <b>3</b> | <b>.967</b> |

**SINGLE-GAME HIGHS:** Hits: 3, 5 times ... Doubles: 2, South Dakota, Feb 11, 2012 ... Home runs: 2, at USC Upstate, Apr 22, 2012 ... Total bases: 10, at USC Upstate, Apr 22, 2012 ... RBI: 3, at USC Upstate, Apr 22, 2012 ... Runs scored: 2, 3 times



# #6 Courtney Brandt

**SOPHOMORE • 5-11 • R/R • PITCHER**

**Dade City, Fla.  
Pasco High School**



**2012:** *Atlantic Sun All-Freshman Team ... Atlantic Sun All-Tournament Team ... Atlantic Sun All-Academic Team ...* Started 44 games with 24 starts in the pitching circle and 20 at designated player ... Batted .273 with a team-high eight home runs and 27 RBI ... Her home run total was second-highest by a freshman in program history ... Slugged .496 with .327 on-base percentage ... Collected seven doubles and one stolen base ... Posted an 11-11 record with 2.20 ERA and 97 strikeouts in 130.2 innings ... Tossed four shutouts ... Hit safely in 12 of the team's first 14 games ... Homered in Feb. 10 season-opening win over South Dakota, also striking out seven and winning her career debut ... Posted four hits and four RBI in Feb. 18 doubleheader sweep of Bethune-Cookman ... Homered five times in eight games between April 7 and April 22 ... Doubled, homered and drove in three runs in April 12 Game 1 win over Mercer ... Had two hits and three



RBI in A-Sun tourney win over Kennesaw State (May 10) ... Registered season-high 11 strikeouts in four-hit shutout win over Mount St. Mary's (Feb. 25) ... Tossed a one-hit shutout to beat North Florida (March 26) ... Pitched a four-hit shutout in A-Sun tourney win at USC Upstate (May 9).

**Prior to Stetson:** As a senior at Pasco High School (Dade City, Fla.), batted .485 with five home runs, 36 RBI, 13 stolen bases, eight doubles and two triples while pitching to a 16-5 record with a 0.93 ERA and 240 strikeouts in 128 innings ... Recorded 24 strikeouts in the regional final to lead the PHS Pirates to a regional title ... Was an All-Conference student-athlete in both softball and volleyball ... Honor Roll student ... Played travel softball for South Florida Mini-Bulls.

**COURTNEY BRANDT'S CAREER HITTING STATS**

| Year | Avg  | GP-GS | AB  | R  | H  | 2B | 3B | HR | RBI | TB | SLG% | BB | HBP | SO | GDP | OB%  | SF | SH | SB-ATT | PO | A  | E | FLD% |
|------|------|-------|-----|----|----|----|----|----|-----|----|------|----|-----|----|-----|------|----|----|--------|----|----|---|------|
| 2012 | .273 | 44-44 | 139 | 18 | 38 | 7  | 0  | 8  | 27  | 69 | .496 | 7  | 5   | 29 | 0   | .327 | 2  | 0  | 1-1    | 6  | 21 | 4 | .871 |

**SINGLE-GAME HIGHS:** Hits: 2, 8 times ... Doubles: 1, 7 times ... Home runs: 1, 8 times ... Total bases: 6, Mercer, Apr 12, 2012 ... RBI: 3, 3 times ... Runs: 2, 2 times

**COURTNEY BRANDT'S CAREER PITCHING STATS**

| Year | ERA  | W-L   | App | GS | CG | SHO | SV | IP    | H   | R  | ER | BB | SO | 2B | 3B | HR | BF  | B/Avg | WP | HBP | BK | SFA | SHA |
|------|------|-------|-----|----|----|-----|----|-------|-----|----|----|----|----|----|----|----|-----|-------|----|-----|----|-----|-----|
| 2012 | 2.20 | 11-11 | 27  | 24 | 13 | 4/2 | 0  | 130.2 | 108 | 56 | 41 | 79 | 97 | 16 | 2  | 9  | 596 | .221  | 9  | 11  | 1  | 3   | 14  |

**SINGLE-GAME HIGHS:** Innings pitched: 7.0, 8 times ... Walks allowed: 7, 2 times ... Strikeouts: 11, at Mount St. Mary's, Feb 25, 2012



# #8 Allison Sutherlin

**SOPHOMORE • 5-6 • R/R • CATCHER**



**Huntsville, Ala.**

**Sparkman High School**



**2012: Atlantic Sun All-Academic Team** ... Played in 17 games with 11 starts as a freshman ... Made 10 starts at catcher and one at second base ... Batted .310 with a double and five RBI ... Did not make an error in 76 chances ... Went 5-for-7 at the plate with two RBI in a doubleheader sweep of Bethune-Cookman (Feb. 18) in her first career appearances in the Stetson lineup ... Two hits and two RBI in March 24 doubleheader sweep of Savannah State.

**Prior to Stetson:** Honor roll student-athlete at Sparkman High School (Huntsville, Ala.) ... Helped lead SHS Senators to 2009 Class 6A state championship ... Batted .378 with a .440 on-base percentage in 2010 ... Played club softball for Fury Fastpitch Gold.



**ALLISON SUTHERLIN'S CAREER STATS**

| Year | Avg  | GP-GS | AB | R | H | 2B | 3B | HR | RBI | TB | SLG% | BB | HBP | SO | GDP | OB%  | SF | SH | SB-ATT | PO | A | E | FLD%  |
|------|------|-------|----|---|---|----|----|----|-----|----|------|----|-----|----|-----|------|----|----|--------|----|---|---|-------|
| 2012 | .310 | 17-11 | 29 | 5 | 9 | 1  | 0  | 0  | 5   | 10 | .345 | 2  | 0   | 8  | 0   | .355 | 0  | 1  | 0-0    | 68 | 8 | 0 | 1.000 |

**SINGLE-GAME HIGHS:** Hits: 3, Bethune-Cookman, Feb 18, 2012 ... Doubles: 1, Bethune-Cookman, Feb 18, 2012 ... Total bases: 4, Bethune-Cookman, Feb 18, 2012 ... RBI: 2, 2 times ... Runs scored: 2, Bethune-Cookman, Feb 18, 2012



# #10 Taylor Cochran

R-SOPHOMORE • 6-0 • R/R • PITCHER

Auburndale, Fla.  
Auburndale High School



**2012:** *Atlantic Sun All-Academic Team* ... Appeared in one game ... Threw one scoreless inning vs. FGCU (March 31) with one strikeout and one ground ball double play.

**2011:** *Atlantic Sun All-Academic Team* ... Utilized a redshirt season.

**Prior to Stetson:** 2010 graduate of Auburndale (Fla.) High School ... Led AHS to a Class 5A District 6 championship as a senior and to the state semifinals in 2009 ... Two-time Class 5A Third Team All-State honoree in 2009 and 2010 ... Played club softball for Tropic Wave Gold.



**TAYLOR COCHRAN'S CAREER STATS**

| Year | ERA  | W-L | App | GS | CG | SHO | SV | IP  | H | R | ER | BB | SO | 2B | 3B | HR | BF | B/Avg | WP | HBP | BK | SFA | SHA |
|------|------|-----|-----|----|----|-----|----|-----|---|---|----|----|----|----|----|----|----|-------|----|-----|----|-----|-----|
| 2012 | 0.00 | 0-0 | 1   | 0  | 0  | 0/0 | 0  | 1.0 | 0 | 0 | 0  | 0  | 1  | 0  | 0  | 0  | 2  | .000  | 0  | 0   | 0  | 0   | 0   |

**SINGLE-GAME HIGHS:** Innings pitched: 1.0, FGCU, Mar 31, 2012 ... Strikeouts: 1, FGCU, Mar 31, 2012



# #11 Demi Meza

**SOPHOMORE • 5-7 • R/R • INFIELD**

**Oxnard, Calif.  
Oxnard High School**



**2012:** *Atlantic Sun All-Academic Team* ... Started 46 games as a rookie ... Made 38 starts at third base and eight at shortstop ... Batted .254 with four doubles, four home runs and 21 RBI ... Stole eight bases in eight attempts ... Slugged .373 and walked 11 times for .331 on-base percentage ... Scored 17 runs ... Collected five hits in 10 at-bats during season-opening Stetson Lead-Off Classic tournament ... Hit first career home run in March 26 win over North Florida ... Posted a 10-game hitting streak between Feb. 25 and March 9 ... Went 4-for-6 with a double and a homer in doubleheader sweep of Mercer (April 12) ... Hit a three-run homer in April 21 win at ETSU ... Hit solo homers in both of Stetson's A-Sun tourney victories, beating USC Upstate 1-0 (May 9) and Kennesaw State 7-2 (May 10).



semifinals ... Batted .464 with seven home runs and 33 RBI in 2010 ... Tops in her senior class with a 4.0 GPA ... Played for So-Cal Pumas Gold travel ball squad that took second in 2009 Las Vegas Nationals and placed in the top 10 at 2010 Premier Nationals.



**Prior to Stetson:** As a senior at Oxnard (Calif.) High School, batted .493 with five home runs and 25 RBI ... First Team All-CIF Southern Section Division 2, First Team All-Pacific View League and VCStar.com All-Ventura County honoree ... Led OHS Yellowjackets to CIF Southern Section Division 2

**DEMI MEZA'S CAREER STATS**

| Year | Avg  | GP-GS | AB  | R  | H  | 2B | 3B | HR | RBI | TB | SLG% | BB | HBP | SO | GDP | OB%  | SF | SH | SB-ATT | PO | A  | E | FLD% |
|------|------|-------|-----|----|----|----|----|----|-----|----|------|----|-----|----|-----|------|----|----|--------|----|----|---|------|
| 2012 | .254 | 46-46 | 134 | 17 | 34 | 4  | 0  | 4  | 21  | 50 | .373 | 11 | 5   | 28 | 0   | .331 | 1  | 7  | 8-8    | 51 | 68 | 4 | .967 |

**SINGLE-GAME HIGHS:** Hits: 3, South Dakota, Feb 11, 2012 ... Doubles: 1, 3 times ... Home runs: 1, 4 times ... Total bases: 4, 4 times ... RBI: 3, 2 times ... Runs scored: 2, 2 times ... Stolen bases: 1, 8 times



# #18 Mallory Brooks

**SOPHOMORE • 5-2 • R/R • UTILITY**

**Tampa, Fla.  
King High School**



**2012:** Appeared in seven games off the bench ... Scored one run as a pinch runner in May 10 A-Sun tourney win over Kennesaw State ... Made career debut March 6 vs. Boston College.

**Prior to Stetson:** Honor roll student at King High School (Tampa, Fla.) and winner of the school's Lion Pride Award ... Earned All-Conference and All-Hillsborough County nods from the *Tampa Tribune* ... Played club softball for USA Patriots and South Florida Mini-Bulls.



**MALLORY BROOKS'S CAREER STATS**

| Year | Avg  | GP-GS | AB | R | H | 2B | 3B | HR | RBI | TB | SLG% | BB | HBP | SO | GDP | OB%  | SF | SH | SB-ATT | PO | A | E | FLD% |
|------|------|-------|----|---|---|----|----|----|-----|----|------|----|-----|----|-----|------|----|----|--------|----|---|---|------|
| 2012 | .000 | 7-0   | 2  | 1 | 0 | 0  | 0  | 0  | 0   | 0  | .000 | 0  | 0   | 1  | 0   | .000 | 0  | 0  | 0-0    | 1  | 2 | 1 | .750 |

**SINGLE-GAME HIGHS:** Runs scored: 1, vs Kennesaw State, May 10, 2012

**NEWCOMER PLAYER PICTURES**



**Sarah Read**



**Molly Shasteen**



**Brittany Hawn**



**Morgan Hatch**



**K.K. Woolington**



**Kayla Drury**



**Jessica Griffin**



# #15 Sarah Read

**JUNIOR • 5-11 • R/R • P/INFIELD**

**Seminole, Fla.**

**Indian River State College**



**Indian River State College:** Earned FSCAA Southern Conference Pitcher of the Year honors along with First Team All-State, Second Team All-Region, and NJCAA Second Team All-America honors as a freshman in 2011 ... Recorded a 28-4 record and a 1.82 ERA ... Helped lead her team to a 50-10-1 record, a Southern Conference championship, and a state runner-up finish ... Pioneers were ranked #1 in the state and #4 in the nation in the NJCAA poll ... Also batted .303 with six home runs and a .476 slugging percentage as a freshman ... Was 11-5 with a 1.70 ERA as a sophomore before suffering a season-ending injury.

**High School:** Three-time first team all-county selection at Seminole (Fla.) High School ... Was 13-6 with a 1.25 ERA and a .587 batting average as a senior ... Two-time second team all-conference selection ... Helped lead Seminole to three district championships and a runner-up finish ... Graduated summa cum laude ... Also played volleyball.

**Personal:** Sarah Read was born Nov. 15, 1991 in St. Petersburg, Fla. ... Is the daughter of Michael and Tina Read ... Is majoring in Psychology.



# #3 Kianna "K.K." Woolington

**FRESHMAN • 5-7 • R/R • OUTFIELD**

**Tallahassee, Fla.**

**Chiles HS**



**High School:** Competed for four seasons in flag football at Chiles High School in Tallahassee, Fla. ... Named All Big Bend Player of the Year and team MVP as a senior ... Earned Varsity Scholar Athlete honors ... Broke six school offensive records for the Timberwolves in 2011 ... Played club softball for the Tanel 360 Angels.

**Personal:** Kianna Brooke Woolington was born March 25, 1994 in Tallahassee, Fla. ... Is the daughter of Trey and Kim Woolington ... Major is undeclared.



# #7 Brittany Hawn

**FRESHMAN • 5-1 • B/R • UTILITY**

**Kaneohe, Hawai'i**

**James B. Castle High School**



**High School:** Earned four varsity letters in softball, four in basketball and three in track and field at Castle High School in Kaneohe, Hawaii ... Earned first team All-State honors as a utility player in 2011 ... Selected as a shortstop to the Division I HHSAA all-tournament team ... Helped lead the Knights to a state runner-up finish ... Hit a walk-off home run in a 1-0 win over Kaimuki ... Played club softball for the Southern California Pumas.

**Personal:** Brittany Ann Kehaulani Hawn was born Jan. 11, 1994 in Honolulu, Hawaii ... Is the daughter of Thomas and Kimberly Hawn ... Is majoring in Sociology.



# #14 Molly Shasteen

**FRESHMAN • 5-3 • R/R • 2B/OUTFIELD**

**Orlando, Fla.**

**Timber Creek HS**



**High School:** Three-time all-metro selection and two-time all-county performer at Timber Creek High School in Orlando ... Batted .368 with 19 stolen bases and 22 runs scored as a senior ... Helped lead her team to a 23-6 record and a regional runner-up finish ... Selected to play for the FACA All-Star Game ... Hit .419 with three doubles, 18 RBI and 29 runs scored in 2011 for the Wolves ... Helped lead her team to four metro and two district championships ... Played club softball for

Central Florida Sting Black, helping lead them to an ASA 18-U state championship in 2011 and a ASA 18-U National Championship in 2012 ... Drove in the winning run in the national championship game.

**Personal:** Molly Love Shasteen was born May 20, 1994 in Palm Beach Gardens, Fla. ... Is the daughter of David and Cheryl Shasteen ... Majoring in Management.



# #16 Morgan Hatch

**FRESHMAN • 5-10 • R/R • INFIELD**

**Orlando, Fla.**

**Timber Creek High School**



**High School:** Played three seasons at Timber Creek High School in Orlando ... Earned second team All-State honors and was twice an all-metro team selection ... Batted .409 with eight home runs and 28 RBI as a senior ... Helped lead her team to a region runner-up finish ... Named to the first team all-area squad by the Orlando Sentinel ... Selected to play for the FACA All-Star Game ... Batted .446 and slugged .892 with seven doubles, eight home runs and 45 RBI as a junior ... Helped lead her team to a metro and district championship ... Holds the single-

season RBI record and the career home run record ... Played club softball for Central Florida Sting Black, helping lead them to an ASA 18-U state championship in 2011 and a ASA 18-U National Championship in 2012.

**Personal:** Morgan Dianne Hatch was born Dec. 8, 1993 in Aurora, Colo. ... Daughter of Steven and Donna Hatch ... Is the youngest of five children ... Majoring in Business.



# #17 Jessica Griffin

**FRESHMAN • 5-7 • L/L • CATCHER/UTIL**

**Port Saint John, Fla.**

**Space Coast HS**



**High School:** Two-time Miracle Sports Network First Team All-State pick ... Also a two-time First Team All-Space Coast selection by Florida Today ... Led Space Coast High School to four district and conference championships ... Batted .515 as a senior with two home runs, 36 RBI and 19 stolen bases ... Led the Vipers to a 22-8 record and the state regional finals ... Batted .507 with one home run, 14 RBI and nine stolen bases in the 2011 season ... Was a Wendy's High School Heisman

nominee ... Finished with a career batting average better than .500 ... Played club softball for Central Florida Sting Black, helping lead them to an ASA 18-U state championship in 2011 and a ASA 18-U National Championship in 2012.

**Personal:** Jessica Elizabeth Griffin was born Aug. 5, 1993 in Titusville, Fla. ... Daughter of Pete and Donna Griffin ... Majoring in English.

## NEWCOMER PLAYER PROFILES



# #22 Kayla Drury

**FRESHMAN • 5-4 • R/R • INFIELD**

**DeLand, Fla.**


**Taylor High School**



**High School:** Two-time First Team All-Volusia County honoree at Taylor HS ... Hit .569 as a junior and led the Wildcats to a district championship ... Stole 37 bases, hit two home runs and drove in 23 runs without striking out once en route to a *Daytona Beach News-Journal* All-Area Team selection ... Played club softball for Central Florida Sting Black, helping lead them to an ASA 18-U state championship in 2011 and a ASA 18-U National Championship in 2012.

**Personal:** Kayla Anne Drury was born Nov. 19, 1994 in DeLand, Fla. ... Daughter of Franklin and April Drury ... Majoring in Business.

## SOFTBALL SUPPORT STAFF



**Jamie Bataille**  
Athletic Communications



**Steve Bernard**  
Field Maintenance Technician



**Rachel Craddock**  
Athletic Training, ATC/L



**Kerry Kerlin**  
Game Operations

## 2012 STETSON SOFTBALL STATISTICS

**Overall: 26-22 Home: 20-12 Away: 5-6 Neutral: 1-4**  
**Atlantic Sun: 9-9 Home: 5-5 Away: 4-4**

### BATTING STATISTICS

| No.              | Player             | AVG         | GP-GS        | AB          | R          | H          | 2B        | 3B       | HR        | RBI        | TB         | SLG%        | BB         | HBP       | SO         | GDP       | OB%         | SF       | SH        | SB-ATT       | PO         | A          | E         | FLD%        |
|------------------|--------------------|-------------|--------------|-------------|------------|------------|-----------|----------|-----------|------------|------------|-------------|------------|-----------|------------|-----------|-------------|----------|-----------|--------------|------------|------------|-----------|-------------|
| 23               | Meredith Owen      | .311        | 48-48        | 151         | 13         | 47         | 10        | 0        | 6         | 25         | 75         | .497        | 12         | 3         | 17         | 1         | .369        | 2        | 0         | 0-0          | 6          | 52         | 2         | .967        |
| 21               | Chrissy Morello    | .295        | 47-46        | 146         | 25         | 43         | 3         | 0        | 0         | 3          | 46         | .315        | 15         | 6         | 19         | 2         | .381        | 1        | 2         | 21-23        | 44         | 2          | 0         | 1.000       |
| 22               | Chelsey Trotto     | .288        | 40-40        | 118         | 17         | 34         | 6         | 0        | 5         | 15         | 55         | .466        | 13         | 1         | 13         | 1         | .364        | 0        | 6         | 7-10         | 63         | 94         | 12        | .929        |
| 6                | Courtney Brandt    | .273        | 44-44        | 139         | 18         | 38         | 7         | 0        | 8         | 27         | 69         | .496        | 7          | 5         | 29         | 0         | .327        | 2        | 0         | 1-1          | 6          | 21         | 4         | .871        |
| 2                | Carolyn Boyd       | .264        | 48-48        | 121         | 5          | 32         | 3         | 0        | 1         | 11         | 38         | .314        | 16         | 2         | 12         | 0         | .360        | 0        | 4         | 0-0          | 372        | 13         | 2         | .995        |
| 11               | Demi Meza          | .254        | 46-46        | 134         | 17         | 34         | 4         | 0        | 4         | 21         | 50         | .373        | 11         | 5         | 28         | 0         | .331        | 1        | 7         | 8-8          | 51         | 68         | 4         | .967        |
| 1                | Jordan Cleghorn    | .246        | 48-48        | 138         | 13         | 34         | 5         | 0        | 3         | 14         | 48         | .348        | 9          | 0         | 20         | 1         | .293        | 0        | 2         | 1-1          | 181        | 31         | 4         | .981        |
| 14               | Brittany Knipp     | .232        | 48-48        | 125         | 17         | 29         | 2         | 0        | 0         | 13         | 31         | .248        | 7          | 7         | 28         | 1         | .309        | 0        | 5         | 5-7          | 34         | 2          | 3         | .923        |
| 4                | Chelsea Whalley    | .200        | 48-48        | 115         | 16         | 23         | 3         | 0        | 1         | 4          | 29         | .252        | 16         | 7         | 26         | 0         | .333        | 0        | 2         | 6-7          | 62         | 5          | 4         | .944        |
| -----            |                    |             |              |             |            |            |           |          |           |            |            |             |            |           |            |           |             |          |           |              |            |            |           |             |
| 3                | Kandi Kuder        | .333        | 32-3         | 6           | 10         | 2          | 0         | 0        | 0         | 0          | 2          | .333        | 0          | 0         | 0          | 0         | .333        | 0        | 0         | 0-0          | 12         | 1          | 0         | 1.000       |
| 8                | Allison Sutherland | .310        | 17-11        | 29          | 5          | 9          | 1         | 0        | 0         | 5          | 10         | .345        | 2          | 0         | 8          | 0         | .355        | 0        | 1         | 0-0          | 68         | 8          | 0         | 1.000       |
| 7                | Alyssa Oddo        | .158        | 45-44        | 19          | 0          | 3          | 0         | 0        | 0         | 0          | 3          | .158        | 2          | 0         | 9          | 0         | .238        | 0        | 0         | 0-0          | 56         | 82         | 4         | .972        |
| 19               | Grace Turner       | .000        | 16-2         | 3           | 4          | 0          | 0         | 0        | 0         | 0          | 0          | .000        | 0          | 1         | 2          | 0         | .250        | 0        | 0         | 0-0          | 1          | 0          | 0         | 1.000       |
| 18               | Mallory Brooks     | .000        | 7-0          | 2           | 1          | 0          | 0         | 0        | 0         | 0          | 0          | .000        | 0          | 0         | 1          | 0         | .000        | 0        | 0         | 0-0          | 1          | 2          | 1         | .750        |
| 10               | Taylor Cochran     | .000        | 1-0          | 0           | 0          | 0          | 0         | 0        | 0         | 0          | 0          | .000        | 0          | 0         | 0          | 0         | .000        | 0        | 0         | 0-0          | 0          | 0          | 0         | .000        |
| <b>Totals</b>    |                    | <b>.263</b> | <b>48-48</b> | <b>1246</b> | <b>161</b> | <b>328</b> | <b>44</b> | <b>0</b> | <b>28</b> | <b>138</b> | <b>456</b> | <b>.366</b> | <b>110</b> | <b>37</b> | <b>212</b> | <b>6</b>  | <b>.340</b> | <b>6</b> | <b>29</b> | <b>49-57</b> | <b>957</b> | <b>381</b> | <b>40</b> | <b>.971</b> |
| <b>Opponents</b> |                    | <b>.231</b> | <b>48-48</b> | <b>1200</b> | <b>124</b> | <b>277</b> | <b>34</b> | <b>3</b> | <b>22</b> | <b>117</b> | <b>383</b> | <b>.319</b> | <b>129</b> | <b>24</b> | <b>241</b> | <b>11</b> | <b>.316</b> | <b>6</b> | <b>29</b> | <b>26-36</b> | <b>941</b> | <b>366</b> | <b>58</b> | <b>.958</b> |

LOB - Team (329), Opp (310). DPs turned - Team (17), Opp (8). CI - Team (1), CLEGHORN 1, Opp (1). IBB - Team (1), MORELLO 1, Opp (28). Picked off - KUDER 1.  
 Hitting Minimums 2.0 TPA/game

### PITCHING STATISTICS

| No.              | Player          | ERA         | W-L          | APP       | GS        | CG        | SHO/CBO     | SV       | IP           | H          | R          | ER         | BB         | SO         | 2B        | 3B       | HR        | AB          | B/Avg       | WP        | HBP       | BK       | SFA      | SHA       |
|------------------|-----------------|-------------|--------------|-----------|-----------|-----------|-------------|----------|--------------|------------|------------|------------|------------|------------|-----------|----------|-----------|-------------|-------------|-----------|-----------|----------|----------|-----------|
| 6                | Courtney Brandt | 2.20        | 11-11        | 27        | 24        | 13        | 4/2         | 0        | 130.2        | 108        | 56         | 41         | 79         | 97         | 16        | 2        | 9         | 489         | .221        | 9         | 11        | 1        | 3        | 14        |
| 23               | Meredith Owen   | 2.35        | 15-11        | 34        | 24        | 21        | 5/2         | 2        | 187.1        | 169        | 68         | 63         | 50         | 143        | 18        | 1        | 13        | 709         | .238        | 8         | 13        | 1        | 3        | 15        |
| -----            |                 |             |              |           |           |           |             |          |              |            |            |            |            |            |           |          |           |             |             |           |           |          |          |           |
| 10               | Taylor Cochran  | 0.00        | 0-0          | 1         | 0         | 0         | 0/0         | 0        | 1.0          | 0          | 0          | 0          | 0          | 1          | 0         | 0        | 0         | 2           | .000        | 0         | 0         | 0        | 0        | 0         |
| <b>Totals</b>    |                 | <b>2.28</b> | <b>26-22</b> | <b>48</b> | <b>48</b> | <b>34</b> | <b>11/2</b> | <b>2</b> | <b>319.0</b> | <b>277</b> | <b>124</b> | <b>104</b> | <b>129</b> | <b>241</b> | <b>34</b> | <b>3</b> | <b>22</b> | <b>1200</b> | <b>.231</b> | <b>17</b> | <b>24</b> | <b>2</b> | <b>6</b> | <b>29</b> |
| <b>Opponents</b> |                 | <b>2.63</b> | <b>22-26</b> | <b>48</b> | <b>48</b> | <b>23</b> | <b>8/1</b>  | <b>3</b> | <b>313.2</b> | <b>328</b> | <b>161</b> | <b>118</b> | <b>110</b> | <b>212</b> | <b>44</b> | <b>0</b> | <b>28</b> | <b>1246</b> | <b>.263</b> | <b>30</b> | <b>37</b> | <b>3</b> | <b>6</b> | <b>29</b> |

PB - Team (4), CLEGHORN 3, SUTHERLIN 1, Opp (7). Pickoffs - Team (0), Opp (1). SBA/ATT - BRANDT (16-20), CLEGHORN (14-20), OWEN (10-16), SUTHERLIN (8-11), KUDER (4-5).  
 Pitching Minimums 1.0 IP/game

## 2012 STETSON SOFTBALL RESULTS

| Date      | Opposing team      | W/L | Score | R-H-E   | R-H-E  | Inns | Overall | A-Sun | Pitcher of record | Attend | Time |
|-----------|--------------------|-----|-------|---------|--------|------|---------|-------|-------------------|--------|------|
| Feb 10    | SOUTH DAKOTA       | W   | 6-1   | 6-8-1   | 1-5-3  | 7    | 1-0-0   | 0-0-0 | BRANDT (W 1-0)    | 438    | 2:06 |
| Feb 11    | SOUTH DAKOTA       | W   | 9-0   | 9-11-0  | 0-4-0  | 5    | 2-0-0   | 0-0-0 | OWEN (W 1-0)      | 288    | 1:20 |
| Feb 11    | IONA               | W   | 8-2   | 8-9-1   | 2-5-4  | 7    | 3-0-0   | 0-0-0 | BRANDT (W 2-0)    | 288    | 1:51 |
| Feb 18    | BETHUNE-COOKMAN    | W   | 8-3   | 8-13-1  | 3-9-3  | 7    | 4-0-0   | 0-0-0 | OWEN (W 2-0)      | 321    | 1:58 |
| Feb 18    | BETHUNE-COOKMAN    | W   | 11-3  | 11-15-2 | 3-5-1  | 5    | 5-0-0   | 0-0-0 | BRANDT (W 3-0)    | 335    | 1:45 |
| Feb 19    | BETHUNE-COOKMAN    | W   | 4-0   | 4-9-0   | 0-3-3  | 7    | 6-0-0   | 0-0-0 | BRANDT (W 4-0)    | 229    | 1:40 |
| Feb 24    | MOUNT ST. MARY'S   | L   | 0-1   | 0-1-0   | 1-6-0  | 7    | 6-1-0   | 0-0-0 | OWEN (L 2-1)      | 256    | 2:00 |
| Feb 24    | BETHUNE-COOKMAN    | L   | 2-7   | 2-4-0   | 7-9-1  | 7    | 6-2-0   | 0-0-0 | BRANDT (L 4-1)    | 258    | 1:37 |
| Feb 25    | ST. BONAVENTURE    | W   | 3-2   | 3-5-2   | 2-4-2  | 7    | 7-2-0   | 0-0-0 | OWEN (W 3-1)      | 319    | 1:45 |
| Feb 25    | MOUNT ST. MARY'S   | W   | 2-0   | 2-6-0   | 0-4-0  | 7    | 8-2-0   | 0-0-0 | BRANDT (W 5-1)    | 328    | 2:02 |
| Mar 01    | MOUNT ST. MARY'S   | W   | 7-1   | 7-8-2   | 1-6-0  | 7    | 9-2-0   | 0-0-0 | OWEN (W 4-1)      | 312    | 2:07 |
| Mar 01    | MOUNT ST. MARY'S   | W   | 8-0   | 8-10-0  | 0-2-1  | 5    | 10-2-0  | 0-0-0 | BRANDT (W 6-1)    | 315    | 1:40 |
| Mar 02    | vs. UIC (at UCF)   | L   | 2-5   | 2-7-3   | 5-7-0  | 7    | 10-3-0  | 0-0-0 | BRANDT (L 6-2)    | n/a    | 1:30 |
| Mar 03    | vs. Penn (at UCF)  | L   | 2-3   | 2-7-1   | 3-8-1  | (9)  | 10-4-0  | 0-0-0 | OWEN (L 4-2)      | n/a    | 2:38 |
| Mar 03    | at UCF             | L   | 1-3   | 1-7-0   | 3-8-0  | 7    | 10-5-0  | 0-0-0 | BRANDT (L 6-3)    | 381    | 2:12 |
| Mar 06    | BOSTON COLLEGE     | W   | 7-1   | 7-4-1   | 1-6-2  | 7    | 11-5-0  | 0-0-0 | OWEN (W 5-2)      | 421    | 1:58 |
| Mar 07    | BOSTON COLLEGE     | L   | 1-2   | 1-6-0   | 2-4-2  | 7    | 11-6-0  | 0-0-0 | OWEN (L 5-3)      | 342    | 1:48 |
| Mar 09    | NORTHERN COLORADO  | W   | 6-0   | 6-11-0  | 0-2-2  | 7    | 12-6-0  | 0-0-0 | OWEN (W 6-3)      | 415    | 1:52 |
| Mar 09    | BALL STATE         | L   | 1-4   | 1-6-0   | 4-7-0  | 7    | 12-7-0  | 0-0-0 | OWEN (L 6-4)      | 432    | 1:51 |
| Mar 14    | NORTHERN IOWA      | L   | 0-8   | 0-3-0   | 8-9-0  | 5    | 12-8-0  | 0-0-0 | OWEN (L 6-5)      | 342    | 1:17 |
| Mar 18    | HOUSTON BAPTIST    | W   | 2-0   | 2-6-0   | 0-3-2  | 7    | 13-8-0  | 0-0-0 | OWEN (W 7-5)      | 212    | 1:36 |
| Mar 21    | DARTMOUTH          | L   | 0-1   | 0-5-2   | 1-8-2  | 7    | 13-9-0  | 0-0-0 | BRANDT (L 6-4)    | 242    | 2:11 |
| Mar 21    | DARTMOUTH          | L   | 1-6   | 1-4-3   | 6-11-2 | 7    | 13-10-0 | 0-0-0 | OWEN (L 7-6)      | 242    | 1:59 |
| Mar 24    | SAVANNAH STATE     | W   | 5-2   | 5-7-2   | 2-3-4  | 7    | 14-10-0 | 0-0-0 | BRANDT (W 7-4)    | 378    | 1:49 |
| Mar 24    | SAVANNAH STATE     | W   | 9-1   | 9-9-0   | 1-2-2  | 5    | 15-10-0 | 0-0-0 | OWEN (W 8-6)      | 378    | 1:27 |
| * Mar 26  | NORTH FLORIDA      | L   | 0-1   | 0-2-1   | 1-5-0  | 7    | 15-11-0 | 0-1-0 | OWEN (L 8-7)      | 381    | 1:31 |
| * Mar 26  | NORTH FLORIDA      | W   | 7-0   | 7-6-0   | 0-1-6  | 7    | 16-11-0 | 1-1-0 | BRANDT (W 8-4)    | 382    | 1:55 |
| * Mar 31  | FGCU               | W   | 3-2   | 3-8-0   | 2-8-0  | 7    | 17-11-0 | 2-1-0 | OWEN (W 9-7)      | 827    | 1:54 |
| * Mar 31  | FGCU               | L   | 0-7   | 0-5-2   | 7-6-1  | 7    | 17-12-0 | 2-2-0 | BRANDT (L 8-5)    | 827    | 1:40 |
| * Apr 06  | at Belmont         | L   | 2-6   | 2-5-1   | 6-6-1  | 7    | 17-13-0 | 2-3-0 | OWEN (L 9-8)      | 78     | 2:06 |
| * Apr 06  | at Belmont         | L   | 1-2   | 1-10-2  | 2-6-0  | 7    | 17-14-0 | 2-4-0 | BRANDT (L 8-6)    | 73     | 2:05 |
| * Apr 07  | at Lipscomb        | W   | 1-0   | 1-8-0   | 0-4-1  | (8)  | 18-14-0 | 3-4-0 | OWEN (W 10-8)     | 205    | 1:46 |
| * Apr 07  | at Lipscomb        | W   | 5-3   | 5-9-2   | 3-5-1  | 7    | 19-14-0 | 4-4-0 | OWEN (W 11-8)     | 211    | 1:53 |
| * Apr 12  | MERCER             | W   | 6-3   | 6-9-1   | 3-9-1  | 7    | 20-14-0 | 5-4-0 | BRANDT (W 9-6)    | 429    | 2:07 |
| * Apr 12  | MERCER             | W   | 6-4   | 6-8-0   | 4-7-1  | 7    | 21-14-0 | 6-4-0 | OWEN (W 12-8)     | 429    | 1:55 |
| * Apr 14  | KENNESAW STATE     | L   | 1-5   | 1-9-1   | 5-9-0  | 7    | 21-15-0 | 6-5-0 | OWEN (L 12-9)     | 337    | 2:15 |
| * Apr 14  | KENNESAW STATE     | L   | 1-8   | 1-7-0   | 8-9-0  | 7    | 21-16-0 | 6-6-0 | BRANDT (L 9-7)    | 337    | 2:13 |
| * Apr 21  | at ETSU            | W   | 5-0   | 5-10-0  | 0-4-1  | 7    | 22-16-0 | 7-6-0 | OWEN (W 13-9)     | 394    | 1:57 |
| * Apr 21  | at ETSU            | L   | 1-3   | 1-9-0   | 3-4-2  | 7    | 22-17-0 | 7-7-0 | BRANDT (L 9-8)    | 396    | 2:14 |
| * Apr 22  | at USC Upstate     | W   | 5-2   | 5-9-2   | 2-5-1  | 7    | 23-17-0 | 8-7-0 | BRANDT (W 10-8)   | 177    | 1:54 |
| * Apr 22  | at USC Upstate     | L   | 2-4   | 2-7-1   | 4-8-0  | 7    | 23-18-0 | 8-8-0 | OWEN (L 13-10)    | 177    | 3:40 |
| Apr 25    | at UCF             | L   | 1-8   | 1-5-1   | 8-10-2 | 7    | 23-19-0 | 8-8-0 | BRANDT (L 10-9)   | 450    | 2:11 |
| * May 03  | JACKSONVILLE       | W   | 1-0   | 1-5-2   | 0-5-0  | 7    | 24-19-0 | 9-8-0 | OWEN (W 14-10)    | 334    | 1:43 |
| * May 03  | JACKSONVILLE       | L   | 0-3   | 0-1-1   | 3-5-1  | 7    | 24-20-0 | 9-9-0 | BRANDT (L 10-10)  | 324    | 1:38 |
| \$ May 09 | at USC Upstate     | W   | 1-0   | 1-2-0   | 0-4-0  | 7    | 25-20-0 | 9-9-0 | BRANDT (W 11-10)  | 157    | 1:47 |
| \$ May 10 | vs. Kennesaw State | W   | 7-2   | 7-7-1   | 2-6-2  | 7    | 26-20-0 | 9-9-0 | OWEN (W 15-10)    | 101    | 2:05 |
| \$ May 11 | vs. FGCU           | L   | 0-3   | 0-4-0   | 3-6-0  | 7    | 26-21-0 | 9-9-0 | OWEN (L 15-11)    | 106    | 1:49 |
| \$ May 11 | vs. Kennesaw State | L   | 0-2   | 0-2-1   | 2-5-0  | 7    | 26-22-0 | 9-9-0 | BRANDT (L 11-11)  | 106    | 1:30 |



**Chelsey Trotto**



**Carolyn Boyd**

## 2012 STETSON SOFTBALL MISCELLANEOUS STATS

### INNING-BY-INNING SUMMARY

|           | 1  | 2  | 3  | 4  | 5  | 6  | 7  | 8 | 9 | Total |
|-----------|----|----|----|----|----|----|----|---|---|-------|
| Stetson   | 35 | 36 | 29 | 15 | 16 | 19 | 10 | 1 | 0 | 161   |
| Opponents | 16 | 20 | 15 | 12 | 27 | 12 | 21 | 0 | 1 | 124   |

### WIN/LOSS SUMMARY

|                |       |
|----------------|-------|
| Total          | 26-22 |
| Conference     | 9-9   |
| Non-Conference | 17-13 |

|         |       |
|---------|-------|
| Home    | 20-12 |
| Away    | 5-6   |
| Neutral | 1-4   |

|       |       |
|-------|-------|
| Day   | 20-17 |
| Night | 6-5   |

|          |       |
|----------|-------|
| vs Left  | 3-1   |
| vs Right | 23-21 |

|             |      |
|-------------|------|
| 1-Run games | 5-6  |
| 2-Run games | 4-4  |
| 5+Run games | 13-6 |

|             |      |
|-------------|------|
| Extra inns. | 1-1  |
| Shutouts    | 11-8 |

|                  |      |
|------------------|------|
| Scoring 0-2 runs | 5-22 |
| Scoring 3-5 runs | 7-0  |
| Scoring 6+ runs  | 14-0 |

|                   |      |
|-------------------|------|
| Opponent 0-2 runs | 21-6 |
| Opponent 3-5 runs | 5-9  |
| Opponent 6+ runs  | 0-7  |

|                      |      |
|----------------------|------|
| Scored in 1st inning | 15-3 |
| Scores first         | 18-5 |
| Opp. scores first    | 8-17 |

|                  |      |
|------------------|------|
| Leading after 4  | 20-4 |
| Trailing after 4 | 1-12 |
| Tied after 4     | 5-6  |

|                  |      |
|------------------|------|
| Leading after 5  | 18-2 |
| Trailing after 5 | 1-17 |
| Tied after 5     | 3-2  |

|                  |      |
|------------------|------|
| Leading after 6  | 19-2 |
| Trailing after 6 | 0-16 |
| Tied after 6     | 3-3  |

|                  |      |
|------------------|------|
| Hit 0 home runs  | 7-19 |
| Hit 1 home run   | 15-3 |
| Hit 2+ home runs | 4-0  |

|                      |       |
|----------------------|-------|
| Opponent 0 home runs | 19-13 |
| Opponent 1 home run  | 5-5   |
| Opponent 2+ HRs      | 2-4   |

|                     |      |
|---------------------|------|
| Out-hit opponent    | 21-3 |
| Out-hit by opponent | 2-17 |
| Hits are Tied       | 3-2  |

### HITTING STREAKS Longest

|                     |    |
|---------------------|----|
| 21 Chrissy Morello  | 10 |
| 11 Demi Meza        | 10 |
| 23 Meredith Owen    | 10 |
| 6 Courtney Brandt   | 8  |
| 1 Jordan Cleghorn   | 7  |
| 22 Chelsey Trotto   | 6  |
| 4 Chelsea Whalley   | 4  |
| 2 Carolyn Boyd      | 3  |
| 8 Allison Sutherlin | 3  |
| 14 Brittany Knipp   | 3  |
| 7 Alyssa Oddo       | 2  |
| 3 Kandi Kuder       | 2  |

### REACHED BASE STRK Longest

|                     |    |
|---------------------|----|
| 21 Chrissy Morello  | 16 |
| 6 Courtney Brandt   | 12 |
| 22 Chelsey Trotto   | 11 |
| 11 Demi Meza        | 11 |
| 23 Meredith Owen    | 10 |
| 2 Carolyn Boyd      | 8  |
| 4 Chelsea Whalley   | 7  |
| 1 Jordan Cleghorn   | 7  |
| 14 Brittany Knipp   | 5  |
| 8 Allison Sutherlin | 5  |
| 7 Alyssa Oddo       | 3  |
| 3 Kandi Kuder       | 2  |

### MULTIPLE HIT GAMES

|                     | 2  | 3  | 4 | 5+ | Tot |
|---------------------|----|----|---|----|-----|
| 21 Chrissy Morello  | 10 | 2  | - | -  | 12  |
| 23 Meredith Owen    | 7  | 5  | - | -  | 12  |
| 22 Chelsey Trotto   | 9  | 1  | - | -  | 10  |
| 6 Courtney Brandt   | 9  | -  | - | -  | 9   |
| 14 Brittany Knipp   | 5  | 2  | - | -  | 7   |
| 2 Carolyn Boyd      | 5  | 2  | - | -  | 7   |
| 1 Jordan Cleghorn   | 6  | -  | - | -  | 6   |
| 11 Demi Meza        | 4  | 1  | - | -  | 5   |
| 4 Chelsea Whalley   | 4  | -  | - | -  | 4   |
| 8 Allison Sutherlin | 1  | 1  | - | -  | 2   |
| TEAM                | 60 | 14 | 0 | 0  | 74  |

### MULTIPLE RBI GAMES

|                     | 2  | 3  | 4 | 5+ | Tot |
|---------------------|----|----|---|----|-----|
| 6 Courtney Brandt   | 6  | 3  | - | -  | 9   |
| 22 Chelsey Trotto   | 5  | 1  | - | -  | 6   |
| 23 Meredith Owen    | 5  | 1  | - | -  | 6   |
| 11 Demi Meza        | 3  | 2  | - | -  | 5   |
| 14 Brittany Knipp   | 2  | 1  | - | -  | 3   |
| 1 Jordan Cleghorn   | 1  | 2  | - | -  | 3   |
| 2 Carolyn Boyd      | 2  | -  | - | -  | 2   |
| 8 Allison Sutherlin | 2  | -  | - | -  | 2   |
| 4 Chelsea Whalley   | 1  | -  | - | -  | 1   |
| TEAM                | 27 | 10 | 0 | 0  | 37  |



**Brittany Knipp**



**Alyssa Oddo**



## 2012 ATLANTIC SUN STANDINGS

| Team           | Atlantic Sun |             | Overall      |             |
|----------------|--------------|-------------|--------------|-------------|
|                | W-L          | Pct.        | W-L          | Pct.        |
| FGCU           | 14-4         | .778        | 38-24        | .613        |
| Kennesaw State | 14-4         | .778        | 33-24        | .579        |
| USC Upstate    | 12-6         | .667        | 39-13        | .750        |
| Lipscomb       | 11-7         | .611        | 35-20        | .636        |
| Jacksonville   | 10-8         | .556        | 31-25        | .554        |
| <b>Stetson</b> | <b>9-9</b>   | <b>.500</b> | <b>26-22</b> | <b>.542</b> |
| North Florida  | 7-11         | .389        | 27-28        | .491        |
| Belmont        | 7-11         | .389        | 13-36        | .265        |
| Mercer         | 5-13         | .278        | 24-28        | .462        |
| ETSU           | 1-17         | .056        | 11-38        | .224        |

## 2012 A-SUN CHAMPIONSHIP

Cyrill Stadium, Spartanburg, S.C.  
(Host: USC Upstate)

### Wednesday, May 9

#5 Jacksonville 2, #4 Lipscomb 1  
#6 Stetson 1, #3 USC Upstate 0

### Thursday, May 10

Stetson 7, #2 Kennesaw State 2  
#1 Florida Gulf Coast 8, Jacksonville 4  
Lipscomb 8, USC Upstate 3  
Kennesaw State 2, Jacksonville 1

### Friday, May 11

Florida Gulf Coast 3, Stetson 0  
Kennesaw State 9, Lipscomb 2  
Kennesaw State 2, Stetson 0

### Saturday, May 12 - Championship

Florida Gulf Coast 8, Kennesaw State 0

### All-Tournament Team

|                           |                              |
|---------------------------|------------------------------|
| Shelby Morgan (MVP), FGCU | Jessica Cross, KSU           |
| Mariah Fernandez, FGCU    | <b>Courtney Brandt, Stet</b> |
| Chelsea Zgrabik, FGCU     | <b>Meredith Owen, Stet</b>   |
| Jessica Barnes, FGCU      | Mollie Mitchell, Lip         |
| Lindsay Vollmer, KSU      | Sarah Sigrest, JU            |
| Abbey Mixon, KSU          | Abril Peeples, JU            |

## 2012 ATLANTIC SUN ALL-CONFERENCE TEAMS

### First Team

| Pos.      | Name             | School         |
|-----------|------------------|----------------|
| C*        | Chelsea Zgrabik  | FGCU           |
| INF*      | Sharon Swanson   | Kennesaw State |
| INF*      | Cheyenne Griffin | USC Upstate    |
| INF       | elsey Cartwright | Lipscomb       |
| INF       | Ashley Byers     | Belmont        |
| INF       | Kaylee Williams  | Kennesaw State |
| OF        | Shellie Robinson | USC Upstate    |
| OF        | McKenzie Woody   | Mercer         |
| OF        | Jessica Barnes   | FGCU           |
| P         | Shelby Morgan    | FGCU           |
| P         | Amanda Henderson | Kennesaw State |
| DP/Util.* | Jessica Cross    | Kennesaw State |

\*- Unanimous Choice

*A tie in voting resulted in a 12-person team*

### Second Team

| Pos.      | Name                   | School         |
|-----------|------------------------|----------------|
| C         | Lindsay Vollmer        | Kennesaw State |
| INF       | Kirsten Bembnowski     | FGCU           |
| INF       | Haley Elliott          | Lipscomb       |
| INF       | Karson Tuck            | Jacksonville   |
| INF       | Ashley Simon           | Jacksonville   |
| OF        | Kayla Ouellet          | Jacksonville   |
| OF        | Codi Kelly             | Jacksonville   |
| <b>OF</b> | <b>Chrissy Morello</b> | <b>Stetson</b> |
| P         | Hannah Alexander       | USC Upstate    |
| P         | Whitney Kiihnl         | Lipscomb       |
| P         | Brittany Eppley        | Jacksonville   |
| DP/Util.  | Emily Lanier           | FGCU           |

*A tie in voting resulted in a 12-person team*



### All-Freshman Team

| Pos.           | Name                   | School         |
|----------------|------------------------|----------------|
| P*             | Shelby Morgan          | FGCU           |
| INF*           | Ashley Simon           | Jacksonville   |
| INF*           | Kaylee Williams        | Kennesaw State |
| P              | Ashley Anderson        | Lipscomb       |
| DP/Util.       | Gracey Aguirre         | Lipscomb       |
| P              | Kaylie Wallace         | North Florida  |
| INF            | Maddison Kieffer       | USC Upstate    |
| OF*            | Shellie Robinson       | USC Upstate    |
| INF*           | Cheyenne Griffin       | USC Upstate    |
| OF*            | Hayley Reinfeld        | USC Upstate    |
| <b>P/Util.</b> | <b>Courtney Brandt</b> | <b>Stetson</b> |

\*- Unanimous Choice

### Player of the Year

Jessica Cross, Kennesaw State

### Pitcher of the Year

Shelby Morgan, FGCU

### Freshman of the Year

Shellie Robinson, USC Upstate

### Coach of the Year

Scott Whitlock, Kennesaw State

## A-SUN ACADEMIC HONORS

**Commissioner Scholar:** Carolyn Boyd, Grace Turner

**Conference Scholar:** Carolyn Boyd, Grace Turner, Chrissy Morello, Chelsea Whalley, Meredith Owen

**All-Academic Team:** Carolyn Boyd, Grace Turner, Chrissy Morello, Chelsea Whalley, Meredith Owen, Brittany Knipp, Chelsea Trotto, Jordan Cleghorn, Tara Formisano, Courtney Brandt, Taylor Cochran, Kandi Kuder, Demi Meza, Allison Sutherlin

**Academic All-Conference Team:** Carolyn Boyd, Meredith Owen

## SINGLE-GAME RECORDS

### TEAM

#### HITTING

|              |   |
|--------------|---|
| Hits         | 21 vs. Palm Beach Atlantic, 2/20/99           |
| Runs         | 24 vs. Tulane, 4/10/87                        |
| Doubles      | 5, nine times, last vs. Rhode Island, 2/20/10 |
| Triples      | 3 vs. Georgia Southern, 3/14/92               |
| Home Runs    | 4 vs. Jacksonville, 2/8/04                    |
|              | 4 vs. Boston U., 3/17/06                      |
| RBI's        | 18 vs. Palm Beach Atlantic, 2/20/99           |
| Stolen Bases | 10 vs. Florida A&M, 2/11/95                   |

#### MISCELLANEOUS

|                        |                                 |
|------------------------|---------------------------------|
| Longest Game (Innings) | 15 at Florida Atlantic, 5/4/01  |
|                        | 15 at Florida Atlantic, 5/13/04 |

### INDIVIDUAL

#### HITTING

|              |   |
|--------------|---|
| Hits         | 5, three times, last by Chelsey Trotto at Campbell, 3/29/11                       |
| Runs Scored  | 5, Holly Davis vs. Bethune-Cookman, 4/6/93  |
| Doubles      | 3, Nicole Forbes vs. Belmont, 4/21/07   |
| Triples      | 2, five players tied,<br>last by Ashley Cowart vs. College of Charleston, 2/23/02 |
| Home Runs    | 3, Melissa Wiggins vs. UCF, 5/6/05  |
|              | 3, Melissa Wiggins vs. Central Michigan, 3/7/06                                   |
| Total Bases  | 12, Melissa Wiggins vs UCF, 5/6/05  |
| RBI's        | 9, Tracy Brandenburg vs. Bethune-Cookman, 4/8/92                                  |
|              | 9, Dee Williams-Odom vs. Barry, 3/7/86  |
| Walks        | 4, Amanda Lindsey vs. JU 5/6/10   |
|              | 4, Bryttnee Roberts vs. Robert Morris, 3/10/98                                    |
| Stolen Bases | 5, Lynda Knighton vs. Bethune-Cookman, 4/5/95                                     |
| Sacrifices   | 3, Nicole Forbes at Kennesaw State 4/16/07  |

#### PITCHING

|            |  |
|------------|--|
| Strikeouts | 16, Melanie McElhaney vs. Belmont, 3/5/02                  |
|            | 15, Kelli Lightner vs. Florida Atlantic (11 inn.), 4/14/01 |
|            | 15, Rhonda Kessler vs. Samford, 4/1/00                     |
|            | 14, Amanda Lindsey vs. Jacksonville (10 inn.), 5/6/10      |
|            | 14, Amanda Lindsey vs. Liberty (8 inn.), 3/10/09           |
|            | 14, Amanda Lindsey vs. Kent State (8 inn.), 2/8/09         |
|            | 14, Erica Demers vs. Kent State (9 inn.), 2/6/09           |
|            | 14, Brittani Houghton vs. Jacksonville, 4/20/05            |
|            | 14, Jennifer Buckley vs. College of Charleston, 2/23/02    |
|            | 14, Kelli Lightner vs. Florida Atlantic (15 inn.), 5/4/01  |
|            | 14, Rhonda Kessler vs. St. Francis, 2/27/00                |

#### FIELDING

|         |   |
|---------|---|
| Putouts | 20, Jenna Dolde vs. West Virginia Wesleyan, 3/17/98 |
| Assists | 10, Amanda Lindsey at Gardner-Webb, 4/12/08         |

## PERFECT GAMES & NO-HITTERS

### PERFECT GAMES (batters faced)

|                   |                                    |
|-------------------|------------------------------------|
| Amanda Lindsey    | vs. Maine (15), 3/6/10             |
| Brittani Houghton | vs. Maine (15), 3/4/05             |
| Blake Hoorelbeke  | vs. Mercer (15), 5/14/04           |
| Rhonda Kessler    | vs. Youngstown State (15), 3/18/00 |
| Christy Exizian   | vs. Florida A&M (15), 4/4/98       |
| Jennifer Krull    | vs. Bethune-Cookman (15), 4/17/96  |
| Shannon Dowdy     | vs. Colgate (21), 3/25/93          |
| Erin Owen         | vs. Florida A&M (15), 4/18/88      |

### NO-HITTERS

|                   |                                  |
|-------------------|----------------------------------|
| Amanda Lindsey    | vs. Austin Peay, 3/9/10          |
| Amanda Lindsey    | vs. Jacksonville, 4/18/08        |
| Erica Demers      | vs. Belmont, 3/24/06             |
| Heather Colding   | vs. Marist, 2/24/06              |
| Brittani Houghton | vs. Glenville State, 2/5/05      |
| Blake Hoorelbeke  | vs. Glenville State, 3/11/04     |
| Blake Hoorelbeke  | vs. Wright State, 3/24/04        |
| Blake Hoorelbeke  | vs. Gardner-Webb, 3/1/03         |
| Jennifer Buckley  | vs. Butler, 3/11/02              |
| Rhonda Kessler    | vs. Charleston Southern, 3/22/00 |
| Rhonda Kessler    | vs. Winthrop, 2/26/00            |
| Christy Exizian   | vs. Bethune-Cookman, 4/24/98     |
| Christy Exizian   | vs. Mercer, 3/12/98              |
| Jean Bonnici      | vs. Dartmouth, 3/22/98           |
| Jean Bonnici      | vs. Florida A&M, 4/7/95          |
| Jean Bonnici      | vs. Bethune-Cookman, 4/5/95      |
| Shannon Dowdy     | vs. Bethune-Cookman, 4/6/93      |
| Shannon Dowdy     | vs. Brown, 3/27/93               |
| Shannon Dowdy     | vs. UNC Wilmington, 2/26/93      |
| Shannon Dowdy     | vs. Bethune-Cookman, 2/23/93     |
| Noreen Sullivan   | vs. Lee, 3/24/87                 |
| Erin Owen         | vs. Lee, 3/24/87                 |
| Erin Owen         | vs. Florida A&M, 3/20/87         |
| Erin Owen         | vs. Merrimack, 3/27/86           |



## SINGLE-SEASON TEAM RECORDS

### BATTING

|                |                 |
|----------------|-----------------|
| Average        | 321, 1993       |
| Hits           | 532, 2004       |
| Doubles        | 74, 2004 & 2005 |
| Triples        | 38, 1990        |
| Home Runs      | 40, 2004        |
| Stolen Bases   | 139, 2000       |
| Runs Scored    | 281, 2004       |
| Runs Batted In | 250, 2004       |
| Bases on Balls | 248, 2008       |

### PITCHING

|                          |                 |
|--------------------------|-----------------|
| Earned Run Average       | 1.10, 1998      |
| Shutouts                 | 23, 2006 & 2008 |
| Strikeouts               | 435, 2008       |
| Complete Games           | 56, 2008        |
| Strikeouts Per 7 Innings | 7.18, 2010      |
| Saves                    | 4, 2010         |

### FIELDING

|                     |             |
|---------------------|-------------|
| Putouts             | 1,403, 2008 |
| Assists             | 650, 1998   |
| Fielding Percentage | .974, 2007  |

### MISCELLANEOUS

|                    |                       |
|--------------------|-----------------------|
| Wins               | 45, 2002, 2004 & 2006 |
| Winning Percentage | 45-14 (.763), 2002    |
| Winning Streak     | 28, 2002              |



Amanda Lindsey (left) tossed a perfect game against Maine in 2010. Melanie McElhaney (above) struck out a school-record 16 batters against Belmont in 2002.

# STETSON INDIVIDUAL SEASON RECORDS - BATTING

## GAMES PLAYED

|                       |          |
|-----------------------|----------|
| Andrea Migliori.....  | 67, 2008 |
| Lindsay Wightman..... | 67, 2008 |
| Nicole Forbes.....    | 66, 2008 |
| Blythe Golden.....    | 66, 2008 |
| Amanda Lindsey.....   | 66, 2008 |
| Nicole Forbes.....    | 66, 2007 |
| Sherrel Fountain..... | 66, 2007 |
| Blythe Golden.....    | 66, 2007 |
| Amy Joyce.....        | 66, 2007 |
| Andrea Migliori.....  | 66, 2007 |
| Lindsay Wightman..... | 66, 2007 |

## BATTING AVERAGE (min. 75 AB)

|                        |            |
|------------------------|------------|
| Brittani Houghton..... | .444, 2004 |
| Melissa Wiggins.....   | .431, 2005 |
| Melissa Wiggins.....   | .410, 2006 |
| Holly Davis.....       | .410, 1993 |
| Dee Williams-Odom..... | .405, 1986 |
| Tiffany Tolleson.....  | .402, 2000 |
| Brittani Houghton..... | .393, 2005 |
| Cathy Beebe.....       | .390, 1985 |
| Shawna Wiggs.....      | .388, 2005 |
| Sabrina Isley.....     | .387, 2002 |

## RUNS SCORED

|                        |          |
|------------------------|----------|
| Brittani Houghton..... | 48, 2004 |
| Shawna Wiggs.....      | 47, 2006 |
| Sherrel Fountain.....  | 46, 2007 |
| Dee Williams-Odom..... | 46, 1986 |
| Brittani Houghton..... | 45, 2005 |
| Tiffany Tolleson.....  | 44, 2000 |
| Shawna Wiggs.....      | 39, 2005 |
| Dee Williams-Odom..... | 38, 1985 |
| Amy Joyce.....         | 37, 2008 |
| Amy Joyce.....         | 37, 2007 |

## HITS

|                        |          |
|------------------------|----------|
| Brittani Houghton..... | 92, 2004 |
| Melissa Wiggins.....   | 79, 2004 |
| Melissa Wiggins.....   | 77, 2006 |
| Tiffany Tolleson.....  | 76, 2000 |
| Melissa Wiggins.....   | 75, 2005 |
| Sherrel Fountain.....  | 73, 2007 |
| Emily Harris.....      | 69, 2002 |
| Andrea Migliori.....   | 68, 2008 |
| Brittani Houghton..... | 68, 2005 |
| Carrie Cruit.....      | 68, 2004 |

## DOUBLES

|                         |          |
|-------------------------|----------|
| Melissa Wiggins.....    | 20, 2005 |
| Melissa Wiggins.....    | 17, 2006 |
| Melissa Wiggins.....    | 17, 2004 |
| Melissa Wiggins.....    | 14, 2003 |
| Andrea Migliori.....    | 13, 2008 |
| Andrea Migliori.....    | 13, 2007 |
| Lindsay Wightman.....   | 13, 2005 |
| Carrie Cruit.....       | 13, 2004 |
| Julie Wagner.....       | 13, 1997 |
| three players tied..... | 12       |

## TRIPLES

|                        |          |
|------------------------|----------|
| Tracy Brandenburg..... | 10, 1990 |
| Sherrel Fountain.....  | 8, 2006  |
| Andrea Swartz.....     | 7, 1989  |
| Tracy Brandenburg..... | 6, 1992  |
| Cheri Nelson.....      | 6, 1990  |
| Dee Williams-Odom..... | 6, 1985  |
| Christy Exizian.....   | 5, 1998  |
| Sandy Tankersley.....  | 5, 1990  |
| Robin Bradford.....    | 5, 1987  |
| Erin Owen.....         | 5, 1986  |

## HOME RUNS

|                       |          |
|-----------------------|----------|
| Andrea Migliori.....  | 20, 2008 |
| Andrea Migliori.....  | 16, 2007 |
| Andrea Migliori.....  | 15, 2009 |
| Blake Hoorelbeke..... | 15, 2004 |
| Melissa Wiggins.....  | 13, 2005 |
| Melissa Wiggins.....  | 11, 2006 |
| Holly Burris.....     | 11, 2002 |
| Amanda Lindsey.....   | 9, 2010  |
| Melissa Wiggins.....  | 9, 2004  |
| Melissa Wiggins.....  | 9, 2003  |

## RUNS BATTED IN

|                       |          |
|-----------------------|----------|
| Andrea Migliori.....  | 65, 2008 |
| Andrea Migliori.....  | 58, 2007 |
| Melissa Wiggins.....  | 57, 2005 |
| Blake Hoorelbeke..... | 55, 2004 |
| Melissa Wiggins.....  | 53, 2006 |
| Melissa Wiggins.....  | 44, 2004 |
| Mariah Cobb.....      | 43, 2000 |
| Lindsay Wightman..... | 39, 2007 |
| Carrie Cruit.....     | 39, 2004 |
| Holly Burris.....     | 39, 2002 |

## TOTAL BASES

|                       |           |
|-----------------------|-----------|
| Andrea Migliori.....  | 141, 2008 |
| Melissa Wiggins.....  | 134, 2005 |
| Melissa Wiggins.....  | 131, 2006 |
| Andrea Migliori.....  | 128, 2007 |
| Melissa Wiggins.....  | 125, 2004 |
| Blake Hoorelbeke..... | 114, 2004 |
| Lindsay Wightman..... | 103, 2007 |
| Holly Burris.....     | 100, 2002 |
| Carrie Cruit.....     | 99, 2004  |
| Emily Harris.....     | 99, 2002  |

## SLUGGING PERCENTAGE (min. 75 AB)

|                        |            |
|------------------------|------------|
| Melissa Wiggins.....   | .770, 2005 |
| Andrea Migliori.....   | .698, 2008 |
| Melissa Wiggins.....   | .691, 2006 |
| Andrea Migliori.....   | .663, 2007 |
| Dee Williams-Odom..... | .643, 1986 |
| Blake Hoorelbeke.....  | .637, 2004 |
| Andrea Migliori.....   | .603, 2009 |
| Melissa Wiggins.....   | .592, 2004 |
| Cheri Nelson.....      | .584, 1990 |
| Tracy Brandenburg..... | .577, 1990 |



Andrea Migliori set the school home run (20) and RBI (66) records in 2008.

## WALKS

|                       |          |
|-----------------------|----------|
| Andrea Migliori.....  | 50, 2009 |
| Lindsay Wightman..... | 46, 2008 |
| Amanda Lindsey.....   | 40, 2010 |
| Andrea Migliori.....  | 42, 2008 |
| Vaune Vaccaro.....    | 37, 1987 |
| Blake Hoorelbeke..... | 36, 2004 |
| Andrea Migliori.....  | 35, 2007 |
| Jessica King.....     | 35, 2005 |
| Sherrel Fountain..... | 33, 2007 |
| Amanda Bailey.....    | 29, 2008 |

## STOLEN BASES

|                        |          |
|------------------------|----------|
| Tiffany Tolleson.....  | 54, 2000 |
| Jean Bonnici.....      | 40, 1998 |
| Brittani Houghton..... | 39, 2004 |
| Tiffany Tolleson.....  | 39, 2001 |
| Sabrina Isley.....     | 39, 2000 |
| Sabrina Isley.....     | 33, 2002 |
| Amy Joyce.....         | 29, 2010 |
| Chrissy Morello.....   | 28, 2011 |
| Sherrel Fountain.....  | 27, 2006 |
| Amy Joyce.....         | 26, 2009 |
| Sherrel Fountain.....  | 26, 2007 |

## SACRIFICES (FLIES OR HITS)

|                           |          |
|---------------------------|----------|
| Nicole Forbes.....        | 29, 2007 |
| Robin Bradford.....       | 24, 1987 |
| Robin Bradford.....       | 18, 1986 |
| Chelsey Trotto.....       | 17, 2010 |
| Nicole Forbes.....        | 17, 2008 |
| Sabrina Isley.....        | 16, 2000 |
| Lani Fisher.....          | 15, 1999 |
| Danielle Mortierre.....   | 15, 1996 |
| four players tied at..... | 14       |



Brittani Houghton holds the school record for highest batting average in a single-season (.444, 2004).

# STETSON INDIVIDUAL SEASON RECORDS - PITCHING/DEFENSE

## APPEARANCES

|                  |          |
|------------------|----------|
| Amanda Lindsey   | 42, 2008 |
| Noreen Sullivan  | 41, 1987 |
| Amanda Lindsey   | 40, 2010 |
| Kelli Lightner   | 40, 2001 |
| Jean Bonnici     | 40, 1995 |
| Cheri Nelson     | 38, 1990 |
| Erin Owen        | 38, 1986 |
| Erica Demers     | 37, 2006 |
| Blake Hoorelbeke | 37, 2004 |
| four tied at     | 36       |

## GAMES STARTED

|                  |          |
|------------------|----------|
| Erin Owen        | 38, 1986 |
| Amanda Lindsey   | 37, 2008 |
| Jean Bonnici     | 37, 1995 |
| Cheri Nelson     | 35, 1990 |
| Noreen Sullivan  | 35, 1987 |
| Erica Demers     | 34, 2006 |
| Blake Hoorelbeke | 34, 2004 |
| Amanda Lindsey   | 32, 2010 |
| Erin Owen        | 32, 1985 |
| Rhonda Kessler   | 30, 1999 |
| Jean Bonnici     | 30, 1997 |

## COMPLETE GAMES

|                       |          |
|-----------------------|----------|
| Erin Owen             | 35, 1986 |
| Cheri Nelson          | 34, 1990 |
| Amanda Lindsey        | 32, 2008 |
| Jean Bonnici          | 31, 1995 |
| Erin Owen             | 30, 1985 |
| Blake Hoorelbeke      | 28, 2004 |
| Noreen Sullivan       | 28, 1987 |
| Erin Owen             | 27, 1988 |
| three players tied at | 26       |

## INNINGS PITCHED

|                  |             |
|------------------|-------------|
| Amanda Lindsey   | 263.0, 2008 |
| Erin Owen        | 254.2, 1986 |
| Cheri Nelson     | 245.1, 1990 |
| Jean Bonnici     | 237.2, 1995 |
| Amanda Lindsey   | 232.1, 2010 |
| Kelli Lightner   | 230.1, 2001 |
| Blake Hoorelbeke | 220.1, 2004 |
| Rhonda Kessler   | 216.1, 2000 |
| Jean Bonnici     | 214.0, 1997 |
| Rhonda Kessler   | 213.2, 1999 |



Erica Demers won a school-record 27 games and recorded 17 shutouts in 2006.

## WINS

|                   |          |
|-------------------|----------|
| Erica Demers      | 27, 2006 |
| Erin Owen         | 26, 1986 |
| Amanda Lindsey    | 25, 2010 |
| Amanda Lindsey    | 24, 2008 |
| Blake Hoorelbeke  | 23, 2004 |
| Blake Hoorelbeke  | 23, 2003 |
| Jennifer Buckley  | 22, 2002 |
| Melanie McElhaney | 22, 2002 |
| Kelli Lightner    | 22, 2001 |
| Erin Owen         | 22, 1985 |

## WINNING PERCENTAGE (min. 10 decisions)

|                   |            |
|-------------------|------------|
| Erica Demers      | .818, 2006 |
| Jennifer Buckley  | .786, 2002 |
| Erica Demers      | .778, 2007 |
| Shannon Dowdy     | .773, 1993 |
| Blake Hoorelbeke  | .767, 2003 |
| Melanie McElhaney | .759, 2002 |
| Erin Owen         | .688, 1985 |
| Erin Owen         | .684, 1986 |
| Amanda Lindsey    | .676, 2010 |
| 2 tied at         | .667       |

## SHUTOUTS

|                   |          |
|-------------------|----------|
| Erica Demers      | 17, 2006 |
| Amanda Lindsey    | 14, 2008 |
| Melanie McElhaney | 11, 2002 |
| Erin Owen         | 10, 1985 |
| Blake Hoorelbeke  | 9, 2004  |
| Blake Hoorelbeke  | 9, 2003  |
| Rhonda Kessler    | 9, 2000  |
| Erin Owen         | 9, 1986  |
| seven tied at     | 8        |

## STRIKEOUTS

|                   |           |
|-------------------|-----------|
| Amanda Lindsey    | 277, 2008 |
| Amanda Lindsey    | 264, 2010 |
| Kelli Lightner    | 223, 2001 |
| Rhonda Kessler    | 221, 2000 |
| Brittani Houghton | 204, 2005 |
| Melanie McElhaney | 201, 2002 |
| Amanda Lindsey    | 188, 2009 |
| Blake Hoorelbeke  | 187, 2004 |
| Rhonda Kessler    | 180, 1999 |
| Blake Hoorelbeke  | 179, 2003 |

## EARNED RUN AVERAGE (min. 100 IP)

|                   |            |
|-------------------|------------|
| Shannon Dowdy     | 0.81, 1993 |
| Melanie McElhaney | 1.05, 2002 |
| Jennifer Buckley  | 1.07, 2002 |
| Erica Demers      | 1.08, 2006 |
| Jean Bonnici      | 1.10, 1998 |
| Christy Exizian   | 1.13, 1998 |
| Rhonda Kessler    | 1.13, 2000 |
| Jennifer Buckley  | 1.17, 2003 |
| Amanda Lindsey    | 1.21, 2010 |
| Shannon Dowdy     | 1.21, 1994 |

## PUTOUTS


|                   |           |
|-------------------|-----------|
| Jenna Dolde       | 514, 1998 |
| Andrea Migliori   | 504, 2008 |
| Blythe Golden     | 440, 2008 |
| Darlene Capps     | 435, 1995 |
| Darlene Capps     | 419, 1996 |
| Andrea Migliori   | 407, 2007 |
| Jessica Lokeinsky | 395, 2010 |
| Adrienne Broyles  | 394, 2000 |
| Blythe Golden     | 390, 2007 |
| Andrea Migliori   | 386, 2009 |

## ASSISTS

|                  |           |
|------------------|-----------|
| Robin Bradford   | 184, 1987 |
| Julie Wagner     | 159, 1998 |
| Jean Bonnici     | 151, 1995 |
| Christy Exizian  | 146, 1998 |
| Cheryl Conklin   | 146, 1987 |
| Jean Bonnici     | 137, 1998 |
| Lindsay Wightman | 135, 2008 |
| Julie Wagner     | 135, 1996 |
| Jean Bonnici     | 131, 1996 |
| Carrie Cruitt    | 130, 2004 |

## FIELDING PERCENTAGE (min. 100 chances)

|                   |             |
|-------------------|-------------|
| Denise Mikel      | 1.000, 1987 |
| Erin MacKenzie    | 1.000, 2002 |
| Andrea Migliori   | .995, 2007  |
| Erin MacKenzie    | .995, 2004  |
| Blythe Golden     | .994, 2008  |
| Andrea Migliori   | .994, 2008  |
| Adrienne Broyles  | .994, 2002  |
| Jessica Lokeinsky | .992, 2009  |
| Andrea Migliori   | .992, 2006  |
| three tied        | .991, 2007  |



Jenna Dolde's 514 putouts in 1998 still stands as the Stetson single-season record.

# STETSON INDIVIDUAL CAREER RECORDS

## GAMES PLAYED

|                  |              |
|------------------|--------------|
| Lindsay Wightman | 249, 2005-08 |
| Andrea Migliori  | 248, 2006-09 |
| Nicole Forbes    | 233, 2005-08 |
| Amy Peters       | 233, 2005-08 |
| Amy Joyce        | 232, 2007-10 |
| Melissa Wiggins  | 228, 2003-06 |
| Mariah Cobb      | 227, 1999-02 |
| Katie Harrigan   | 227, 1999-02 |
| Julie Wagner     | 212, 1995-98 |
| Sabrina Isley    | 209, 1999-02 |

## BATTING AVERAGE (min. 2 seasons & 175 AB)

|                   |               |
|-------------------|---------------|
| Brittani Houghton | .421, 2004-05 |
| Melissa Wiggins   | .385, 2003-06 |
| Dee Williams-Odom | .381, 1985-86 |
| Sherrel Fountain  | .337, 2006-07 |
| Sherilynn Wilder  | .332, 2002-05 |
| Chrissy Morello   | .320, 2011-12 |
| Emily Harris      | .319, 2000-03 |
| Lynne Camposano   | .318, 1987-90 |
| Andrea Migliori   | .317, 2006-09 |
| Carrie Cruit      | .313, 2003-05 |
| Sabrina Isley     | .313, 1999-02 |

## RUNS SCORED

|                   |              |
|-------------------|--------------|
| Amy Joyce         | 141, 2007-10 |
| Melissa Wiggins   | 120, 2003-06 |
| Shawna Wiggs      | 120, 2003-06 |
| Jean Bonnici      | 108, 1995-98 |
| Andrea Migliori   | 108, 2006-09 |
| Lindsay Wightman  | 107, 2005-08 |
| Julie Wagner      | 100, 1995-98 |
| Brittani Houghton | 93, 2004-05  |
| Mariah Cobb       | 91, 1999-02  |
| Robyn Swartz      | 91, 1986-90  |

## HITS

|                  |              |
|------------------|--------------|
| Melissa Wiggins  | 284, 2003-06 |
| Andrea Migliori  | 228, 2006-09 |
| Lindsay Wightman | 212, 2005-08 |
| Amy Joyce        | 210, 2007-10 |
| Jean Bonnici     | 185, 1995-98 |
| Sabrina Isley    | 183, 1999-02 |
| Nicole Forbes    | 175, 2005-08 |
| Mariah Cobb      | 174, 1999-02 |
| Emily Harris     | 171, 2000-03 |
| Katie Harrigan   | 164, 1999-02 |

## DOUBLES

|                  |             |
|------------------|-------------|
| Melissa Wiggins  | 68, 2003-06 |
| Lindsay Wightman | 42, 2005-08 |
| Andrea Migliori  | 41, 2006-09 |
| Mariah Cobb      | 34, 1999-02 |
| Katie Harrigan   | 34, 1999-02 |
| Emily Harris     | 31, 2000-03 |
| Nicole Forbes    | 26, 2005-08 |
| Julie Wagner     | 26, 1995-98 |
| Robyn Swartz     | 24, 1986-90 |
| Carrie Cruit     | 23, 2003-05 |

## TRIPLES

|                   |             |
|-------------------|-------------|
| Tracy Brandenburg | 18, 1990-93 |
| Sherrel Fountain  | 11, 2006-07 |
| Andrea Swartz     | 10, 1988-89 |
| Julie Wagner      | 9, 1995-98  |
| Cheri Nelson      | 9, 1989-91  |
| Lynne Camposano   | 9, 1987-90  |
| Robyn Swartz      | 9, 1986-90  |
| Dee Williams-Odom | 9, 1985-86  |
| Shannon Dowdy     | 8, 1991-94  |
| Sandy Tankersley  | 8, 1988-90  |
| Erin Owen         | 8, 1985-88  |

## HOME RUNS

|                  |             |
|------------------|-------------|
| Andrea Migliori  | 57, 2006-09 |
| Melissa Wiggins  | 42, 2003-06 |
| Amanda Lindsey   | 23, 2007-10 |
| Blake Hoorelbeke | 23, 2003-04 |
| Lindsay Wightman | 16, 2005-08 |
| Holly Burris     | 16, 2002-03 |
| Carrie Cruit     | 15, 2003-05 |
| Katie Harrigan   | 12, 1999-02 |
| Emily Harris     | 10, 2000-03 |
| Cheri Nelson     | 10, 1989-91 |

## RUNS BATTED IN

|                  |              |
|------------------|--------------|
| Andrea Migliori  | 200, 2006-09 |
| Melissa Wiggins  | 179, 2003-06 |
| Mariah Cobb      | 131, 1999-02 |
| Lindsay Wightman | 124, 2005-08 |
| Katie Harrigan   | 99, 1999-02  |
| Carrie Cruit     | 87, 2003-05  |
| Emily Harris     | 85, 2000-03  |
| Amanda Lindsey   | 83, 2007-10  |
| Joy Joseph       | 81, 1993-96  |
| Blake Hoorelbeke | 78, 2003-04  |

## TOTAL BASES

|                  |              |
|------------------|--------------|
| Melissa Wiggins  | 484, 2003-06 |
| Andrea Migliori  | 442, 2006-09 |
| Lindsay Wightman | 310, 2005-08 |
| Emily Harris     | 246, 2000-03 |
| Mariah Cobb      | 232, 1999-02 |
| Amy Joyce        | 231, 2007-10 |
| Nicole Forbes    | 215, 2005-08 |
| Jean Bonnici     | 213, 1995-98 |
| Julie Wagner     | 213, 1995-98 |
| 2 tied at        | 200          |

## SLUGGING PCT (min. 2 seasons & 175 AB):

|                   |               |
|-------------------|---------------|
| Melissa Wiggins   | .654, 2003-06 |
| Andrea Migliori   | .614, 2006-09 |
| Dee Williams-Odom | .597, 1985-86 |
| Tracy Brandenburg | .509, 1990-93 |
| Cheri Nelson      | .491, 1989-91 |
| Andrea Swartz     | .477, 1988-89 |
| Carrie Cruit      | .474, 2003-05 |
| Emily Harris      | .457, 2000-03 |
| Lindsay Wightman  | .435, 2005-08 |
| Lynne Camposano   | .435, 1987-90 |

## WALKS

|                  |              |
|------------------|--------------|
| Andrea Migliori  | 143, 2006-09 |
| Lindsay Wightman | 106, 2005-08 |
| Amy Joyce        | 91, 2007-10  |
| Amanda Lindsey   | 89, 2007-10  |
| Melissa Wiggins  | 69, 2003-06  |
| Debbie Clark     | 65, 1985-87  |
| Robyn Swartz     | 64, 1986-90  |

|                |             |
|----------------|-------------|
| Julie Wagner   | 63, 1985-98 |
| Katie Harrigan | 60, 1999-02 |
| 3 tied at      | 56          |

## STOLEN BASES

|                   |              |
|-------------------|--------------|
| Sabrina Isley     | 102, 1999-02 |
| Jean Bonnici      | 100, 1995-98 |
| Amy Joyce         | 96, 2007-10  |
| Tiffany Tolleson  | 93, 2000-01  |
| Brittani Houghton | 56, 2004-05  |
| Alison Parker     | 56, 2001-03  |
| Sherrel Fountain  | 53, 2006-07  |
| Chrissy Morello   | 49, 2011-12  |
| Lynda Knighton    | 48, 1994-97  |
| Julie Wagner      | 46, 1995-98  |

## CONSECUTIVE STOLEN BASES

|                  |             |
|------------------|-------------|
| Sabrina Isley    | 40, 1999-00 |
| Jean Bonnici     | 34, 1997-98 |
| Tiffany Tolleson | 26, 2000-01 |

## SACRIFICES (FLIES OR HITS)

|                  |             |
|------------------|-------------|
| Nicole Forbes    | 57, 2005-08 |
| Mariah Cobb      | 51, 1999-02 |
| Robin Bradford   | 42, 1986-87 |
| Chelsey Trotto   | 40, 2009-12 |
| Lindsay Wightman | 36, 2005-08 |
| Jean Bonnici     | 33, 1995-98 |
| Holly Davis      | 30, 1991-94 |
| Amy Stalder      | 29, 1991-94 |
| Wendy Smith      | 26, 1997-00 |
| Shannon Dowdy    | 26, 1991-94 |



Melissa Wiggins holds the Stetson career records for most hits (284), most doubles (68), and most total bases (484).

# STETSON INDIVIDUAL CAREER RECORDS

## APPEARANCES

|                       |              |
|-----------------------|--------------|
| Erin Owen.....        | 137, 1985-88 |
| Amanda Lindsey.....   | 136, 2007-10 |
| Jean Bonnici.....     | 135, 1995-98 |
| Erica Demers.....     | 134, 2006-09 |
| Shannon Dowdy.....    | 106, 1991-94 |
| Heather Colding.....  | 95, 2004-07  |
| Kelli Lightner.....   | 84, 1999-01  |
| Jennifer Buckley..... | 78, 2002-05  |
| Blake Hoorelbeke..... | 73, 2003-04  |
| Rhonda Kessler.....   | 71, 1999-00  |

## GAMES STARTED

|                       |              |
|-----------------------|--------------|
| Erin Owen.....        | 126, 1985-88 |
| Jean Bonnici.....     | 120, 1995-98 |
| Erica Demers.....     | 113, 2006-09 |
| Amanda Lindsey.....   | 112, 2007-10 |
| Shannon Dowdy.....    | 92, 1991-94  |
| Kelli Lightner.....   | 67, 1999-01  |
| Heather Colding.....  | 65, 2004-07  |
| Jennifer Buckley..... | 63, 2002-05  |
| Blake Hoorelbeke..... | 60, 2003-04  |
| Cheri Nelson.....     | 59, 1989-91  |

## COMPLETE GAMES

|                       |              |
|-----------------------|--------------|
| Erin Owen.....        | 115, 1985-88 |
| Jean Bonnici.....     | 105, 1995-98 |
| Shannon Dowdy.....    | 91, 1991-94  |
| Amanda Lindsey.....   | 86, 2007-10  |
| Erica Demers.....     | 86, 2006-09  |
| Cheri Nelson.....     | 58, 1989-91  |
| Rhonda Kessler.....   | 49, 1999-00  |
| Blake Hoorelbeke..... | 47, 2003-04  |
| Kelli Lightner.....   | 47, 1999-01  |
| Jennifer Buckley..... | 39, 2002-05  |

## INNINGS PITCHED

|                       |                |
|-----------------------|----------------|
| Erin Owen.....        | 873.1, 1985-88 |
| Jean Bonnici.....     | 837.0, 1995-98 |
| Amanda Lindsey.....   | 778.0, 2007-10 |
| Erica Demers.....     | 743.0, 2006-09 |
| Shannon Dowdy.....    | 651.1, 1991-94 |
| Kelli Lightner.....   | 472.1, 1999-01 |
| Heather Colding.....  | 447.1, 2004-07 |
| Rhonda Kessler.....   | 430.0, 1999-00 |
| Cheri Nelson.....     | 406.1, 1989-91 |
| Blake Hoorelbeke..... | 404.1, 2003-04 |

## WINS

|                       |             |
|-----------------------|-------------|
| Erin Owen.....        | 82, 1985-88 |
| Erica Demers.....     | 77, 2006-09 |
| Amanda Lindsey.....   | 70, 2007-10 |
| Jean Bonnici.....     | 68, 1995-98 |
| Shannon Dowdy.....    | 59, 1991-94 |
| Blake Hoorelbeke..... | 46, 2003-04 |
| Jennifer Buckley..... | 42, 2002-05 |
| Kelli Lightner.....   | 41, 1999-01 |
| Heather Colding.....  | 40, 2004-07 |
| Rhonda Kessler.....   | 35, 1999-00 |

## WINNING PCT. (min. 25 dec. + 2 seasons)

|                       |              |
|-----------------------|--------------|
| Melanie McElhane..... | 742, 2002-03 |
| Jennifer Buckley..... | 733, 2002-03 |
| Erica Demers.....     | 681, 2006-09 |
| Erin Owen.....        | 631, 1985-88 |
| Heather Colding.....  | 625, 2004-07 |
| Shannon Dowdy.....    | 621, 1991-94 |
| Amanda Lindsey.....   | 603, 2007-10 |
| Kelli Lightner.....   | 594, 1999-01 |
| Rhonda Kessler.....   | 565, 1999-00 |

## SAVES

|                       |            |
|-----------------------|------------|
| Blake Hoorelbeke..... | 5, 2003-04 |
| Melanie McElhane..... | 4, 2002-03 |
| Amanda Lindsey.....   | 3, 2007-10 |
| Rhonda Kessler.....   | 3, 1999-00 |



Blake Hoorelbeke recorded five saves for the Hatters in 2003-04.

## SHUTOUTS

|                       |             |
|-----------------------|-------------|
| Erica Demers.....     | 37, 2006-09 |
| Erin Owen.....        | 30, 1985-88 |
| Amanda Lindsey.....   | 28, 2007-10 |
| Jean Bonnici.....     | 27, 1995-98 |
| Shannon Dowdy.....    | 26, 1991-94 |
| Blake Hoorelbeke..... | 18, 2003-04 |
| Kelli Lightner.....   | 16, 1999-01 |
| Jennifer Buckley..... | 15, 2002-05 |
| Rhonda Kessler.....   | 12, 1999-00 |
| Melanie McElhane..... | 11, 2002-03 |

## STRIKEOUTS

|                        |              |
|------------------------|--------------|
| Amanda Lindsey.....    | 828, 2007-10 |
| Erica Demers.....      | 624, 2006-09 |
| Jean Bonnici.....      | 505, 1995-98 |
| Shannon Dowdy.....     | 474, 1991-94 |
| Kelli Lightner.....    | 409, 1999-01 |
| Rhonda Kessler.....    | 401, 1999-00 |
| Blake Hoorelbeke.....  | 366, 2003-04 |
| Brittani Houghton..... | 325, 2004-05 |
| Jennifer Buckley.....  | 322, 2002-05 |
| Heather Colding.....   | 260, 2004-07 |

## EARNED RUN AVERAGE (min. 200 IP + 2 seasons)

|                        |               |
|------------------------|---------------|
| Melanie McElhane.....  | 1.08, 2002-03 |
| Jennifer Buckley.....  | 1.26, 2002-05 |
| Rhonda Kessler.....    | 1.27, 1999-00 |
| Brittani Houghton..... | 1.34, 2004-05 |
| Shannon Dowdy.....     | 1.36, 1991-94 |
| Amanda Lindsey.....    | 1.48, 2007-10 |
| Jean Bonnici.....      | 1.56, 1995-98 |
| Kelli Lightner.....    | 1.57, 1999-01 |
| Erica Demers.....      | 1.65, 2006-09 |
| Heather Colding.....   | 1.80, 2004-07 |
| Erin Owen.....         | 1.80, 1985-88 |

## PUTOUTS

|                       |                |
|-----------------------|----------------|
| Andrea Migliori.....  | 1,675, 2006-09 |
| Adrienne Broyles..... | 1,223, 1999-02 |
| Denise Mikel.....     | 1,135, 1986-88 |
| Wendy Smith.....      | 932, 1997-00   |
| Holly Davis.....      | 877, 1991-94   |
| Darlene Capps.....    | 854, 1995-96   |
| Blythe Golden.....    | 830, 2007-08   |
| Carolyn Boyd.....     | 828, 2009-12   |
| Mariah Cobb.....      | 771, 1999-02   |
| Jenna Dolde.....      | 746, 1998-99   |

## ASSISTS

|                       |              |
|-----------------------|--------------|
| Jean Bonnici.....     | 504, 1995-98 |
| Julie Wagner.....     | 487, 1995-98 |
| Lindsay Wightman..... | 444, 2005-08 |
| Chelsey Trotto.....   | 419, 2009-12 |
| Katie Harrigan.....   | 414, 1999-02 |
| Erin Owen.....        | 343, 1985-88 |
| Melissa Wiggins.....  | 321, 2003-05 |
| Shannon Dowdy.....    | 293, 1991-94 |
| Cheryl Conklin.....   | 288, 1985-87 |
| Amanda Lindsey.....   | 285, 2007-10 |

## FIELDING PCT. (min. 200 chances + 2 yrs.)

|                        |               |
|------------------------|---------------|
| Andrea Migliori.....   | .992, 2006-09 |
| Jessica Lokeinsky..... | .989, 2007-10 |
| Blythe Golden.....     | .989, 2007-08 |
| Adrienne Broyles.....  | .988, 1999-02 |
| Teri Lake.....         | .986, 2005-06 |
| Jenna Dolde.....       | .984, 1998-99 |
| Denise Mikel.....      | .981, 1986-89 |
| Holly Davis.....       | .981, 1991-94 |
| Darlene Capps.....     | .980, 1995-96 |
| Sherrel Fountain.....  | .976, 2006-07 |



Amanda Lindsey is Stetson's career strikeouts leader with 828 punchouts between 2007-10.

# YEAR-BY-YEAR STAT LEADERS

## BATTING AVERAGE

|      |                   |       |     |
|------|-------------------|-------|-----|
| 2012 | Meredith Owen     | ..... | 311 |
| 2011 | Chrissy Morello   | ..... | 344 |
| 2010 | Amy Joyce         | ..... | 319 |
| 2009 | Amy Joyce         | ..... | 320 |
| 2008 | Andrea Migliori   | ..... | 337 |
| 2007 | Sherrel Fountain  | ..... | 360 |
| 2006 | Melissa Wiggins   | ..... | 410 |
| 2005 | Melissa Wiggins   | ..... | 431 |
| 2004 | Brittani Houghton | ..... | 444 |
| 2003 | Sherilynn Wilder  | ..... | 380 |
| 2002 | Sabrina Isley     | ..... | 387 |
| 2001 | Tiffany Tolleson  | ..... | 321 |
| 2000 | Tiffany Tolleson  | ..... | 402 |
| 1999 | Katie Harrigan    | ..... | 291 |
| 1998 | Jean Bonnici      | ..... | 347 |
| 1997 | Julie Wagner      | ..... | 336 |
| 1996 | Stephanie Vaglica | ..... | 296 |
| 1995 | Jean Bonnici      | ..... | 335 |
| 1994 | Shannon Dowdy     | ..... | 281 |
| 1993 | Holly Davis       | ..... | 410 |
| 1992 | Jennifer Pogue    | ..... | 331 |
| 1991 | Tracy Brandenburg | ..... | 258 |
| 1990 | Robin Swartz      | ..... | 358 |
| 1989 | Patty Dailey      | ..... | 315 |
| 1988 | Lynne Camposano   | ..... | 357 |
| 1987 | Robin Bradford    | ..... | 309 |
| 1986 | Deidre Williams   | ..... | 405 |
| 1985 | Cathy Beebe       | ..... | 390 |

## RUNS

|      |                      |       |    |
|------|----------------------|-------|----|
| 2012 | Chrissy Morello      | ..... | 25 |
| 2011 | Chrissy Morello      | ..... | 27 |
| 2010 | Amy Joyce            | ..... | 32 |
| 2009 | Amy Joyce            | ..... | 35 |
| 2008 | Amy Joyce            | ..... | 37 |
| 2007 | Sherrel Fountain     | ..... | 46 |
| 2006 | Shawna Wiggs         | ..... | 47 |
| 2005 | Brittani Houghton    | ..... | 45 |
| 2004 | Brittani Houghton    | ..... | 48 |
| 2003 | Alison Parker        | ..... | 23 |
| 2002 | Sabrina Isley        | ..... | 35 |
| 2001 | Tiffany Tolleson     | ..... | 30 |
| 2000 | Tiffany Tolleson     | ..... | 44 |
| 1999 | Mariah Cobb          | ..... | 27 |
| 1998 | Jean Bonnici         | ..... | 34 |
| 1997 | Julie Wagner         | ..... | 24 |
| 1996 | Stephanie Vaglica    | ..... | 25 |
| 1995 | Jean Bonnici         | ..... | 35 |
| 1994 | Shannon Dowdy        | ..... | 23 |
| 1993 | Holly Davis          | ..... | 31 |
| 1992 | Tracy Brandenburg    | ..... | 29 |
| 1991 | Patty Dailey         | ..... | 17 |
| 1990 | Dailey/Nelson/Swartz | ..... | 27 |
| 1989 | Janet Hauck          | ..... | 30 |
| 1988 | Janet Hauck          | ..... | 23 |
| 1987 | Vaune Vaccaro        | ..... | 34 |
| 1986 | Dee Williams         | ..... | 46 |
| 1985 | Dee Williams         | ..... | 38 |

## HOME RUNS

|      |                         |       |    |
|------|-------------------------|-------|----|
| 2012 | Courtney Brandt         | ..... | 8  |
| 2011 | Jill Semento            | ..... | 7  |
| 2010 | Amanda Lindsey          | ..... | 9  |
| 2009 | Andrea Migliori         | ..... | 15 |
| 2008 | Andrea Migliori         | ..... | 20 |
| 2007 | Andrea Migliori         | ..... | 16 |
| 2006 | Melissa Wiggins         | ..... | 11 |
| 2005 | Melissa Wiggins         | ..... | 13 |
| 2004 | Blake Hoorelbeke        | ..... | 15 |
| 2003 | Melissa Wiggins         | ..... | 9  |
| 2002 | Holly Burris            | ..... | 11 |
| 2001 | K. Lightner/A. Parker   | ..... | 3  |
| 2000 | Harrigan/McCrimmon      | ..... | 3  |
| 1999 | Harrigan/McCrimmon      | ..... | 2  |
| 1998 | Christy Exizian         | ..... | 4  |
| 1997 | Julie Wagner            | ..... | 2  |
| 1996 | Danielle Mortierre      | ..... | 2  |
| 1995 | J. Bonnici/K. Loughner  | ..... | 2  |
| 1994 | Christina Karakosta     | ..... | 1  |
| 1993 | Bass/Davis/Knauff/Pogue | ..... | 1  |
| 1992 | Tracy Brandenburg       | ..... | 3  |
| 1991 | Cheri Nelson            | ..... | 1  |
| 1990 | Cheri Nelson            | ..... | 5  |
| 1989 | Andrea Swartz           | ..... | 3  |
| 1988 | Sandy Tankersley        | ..... | 3  |
| 1987 | Brown/Clark/Swartz      | ..... | 1  |
| 1986 | Dee Williams            | ..... | 7  |
| 1985 | D. Williams/E. Owen     | ..... | 2  |

## TRIPLES

|      |                             |       |    |
|------|-----------------------------|-------|----|
| 2012 | No triples hit              | ..... | 0  |
| 2011 | A. Oddo/C. Trotto           | ..... | 2  |
| 2010 | A. Joyce/J. Semento         | ..... | 1  |
| 2009 | A. Bailey/A. Joyce          | ..... | 1  |
| 2008 | N. Forbes/A. Joyce          | ..... | 2  |
| 2007 | Fountain/Wightman           | ..... | 3  |
| 2006 | Sherrel Fountain            | ..... | 8  |
| 2005 | Shawna Wiggs                | ..... | 3  |
| 2004 | Angie Eguilior              | ..... | 2  |
| 2003 | A. Eguilior/L. Prince       | ..... | 1  |
| 2002 | Emily Harris                | ..... | 3  |
| 2001 | Emily Harris                | ..... | 2  |
| 2000 | Harris/Porterfield/Tolleson | ..... | 2  |
| 1999 | Celeste Porterfield         | ..... | 3  |
| 1998 | Christy Exizian             | ..... | 5  |
| 1997 | Julie Wagner                | ..... | 3  |
| 1996 | Julie Wagner                | ..... | 3  |
| 1995 | Joy Joseph                  | ..... | 3  |
| 1994 | H. Davis/S. Dowdy           | ..... | 3  |
| 1993 | L. Bass/M. Taylor           | ..... | 3  |
| 1992 | Tracy Brandenburg           | ..... | 6  |
| 1991 | Patty Dailey                | ..... | 3  |
| 1990 | Tracy Brandenburg           | ..... | 10 |
| 1989 | Andrea Swartz               | ..... | 7  |
| 1988 | Camposano/Swartz            | ..... | 3  |
| 1987 | Robin Bradford              | ..... | 5  |
| 1986 | Erin Owen                   | ..... | 5  |
| 1985 | Dee Williams                | ..... | 6  |

## SLUGGING PERCENTAGE

|      |                   |       |     |
|------|-------------------|-------|-----|
| 2012 | Meredith Owen     | ..... | 497 |
| 2011 | Rachel Lowe       | ..... | 513 |
| 2010 | Amanda Lindsey    | ..... | 574 |
| 2009 | Andrea Migliori   | ..... | 603 |
| 2008 | Andrea Migliori   | ..... | 698 |
| 2007 | Andrea Migliori   | ..... | 663 |
| 2006 | Melissa Wiggins   | ..... | 691 |
| 2005 | Melissa Wiggins   | ..... | 770 |
| 2004 | Blake Hoorelbeke  | ..... | 637 |
| 2003 | Melissa Wiggins   | ..... | 570 |
| 2002 | Holly Burris      | ..... | 543 |
| 2001 | Alison Parker     | ..... | 395 |
| 2000 | Tiffany Tolleson  | ..... | 429 |
| 1999 | Katie Harrigan    | ..... | 400 |
| 1998 | Christy Exizian   | ..... | 457 |
| 1997 | Julie Wagner      | ..... | 507 |
| 1996 | Joy Joseph        | ..... | 363 |
| 1995 | Kelly Loughner    | ..... | 430 |
| 1994 | Lynda Knighton    | ..... | 364 |
| 1993 | Holly Davis       | ..... | 533 |
| 1992 | Tracy Brandenburg | ..... | 563 |
| 1991 | Tracy Brandenburg | ..... | 333 |
| 1990 | Cheri Nelson      | ..... | 584 |
| 1989 | Andrea Swartz     | ..... | 535 |
| 1988 | Lynne Camposano   | ..... | 491 |
| 1987 | Debbie Clark      | ..... | 412 |
| 1986 | Dee Williams      | ..... | 642 |
| 1985 | Dee Williams      | ..... | 545 |

## HITS

|      |                      |       |    |
|------|----------------------|-------|----|
| 2012 | Meredith Owen        | ..... | 47 |
| 2011 | Chrissy Morello      | ..... | 55 |
| 2010 | Amy Joyce            | ..... | 52 |
| 2009 | Amy Joyce            | ..... | 54 |
| 2008 | Andrea Migliori      | ..... | 68 |
| 2007 | Sherrel Fountain     | ..... | 73 |
| 2006 | Melissa Wiggins      | ..... | 77 |
| 2005 | Melissa Wiggins      | ..... | 75 |
| 2004 | Brittani Houghton    | ..... | 92 |
| 2003 | Melissa Wiggins      | ..... | 53 |
| 2002 | Emily Harris         | ..... | 69 |
| 2001 | Tiffany Tolleson     | ..... | 51 |
| 2000 | Tiffany Tolleson     | ..... | 76 |
| 1999 | Mariah Cobb          | ..... | 49 |
| 1998 | Jean Bonnici         | ..... | 58 |
| 1997 | Julie Wagner         | ..... | 49 |
| 1996 | J. Joseph/S. Vaglica | ..... | 47 |
| 1995 | Jean Bonnici         | ..... | 55 |
| 1994 | Amy Stateler         | ..... | 44 |
| 1993 | Holly Davis          | ..... | 43 |
| 1992 | Shannon Dowdy        | ..... | 43 |
| 1991 | P. Dailey/S. Dowdy   | ..... | 26 |
| 1990 | Robin Swartz         | ..... | 49 |
| 1989 | Janet Hauck          | ..... | 43 |
| 1988 | Lynne Camposano      | ..... | 40 |
| 1987 | Robin Bradford       | ..... | 56 |
| 1986 | Dee Williams         | ..... | 51 |
| 1985 | Dee Williams         | ..... | 39 |

## RUNS BATTED IN

|      |                    |       |    |
|------|--------------------|-------|----|
| 2012 | Courtney Brandt    | ..... | 27 |
| 2011 | Jill Semento       | ..... | 29 |
| 2010 | Katie Lawrence     | ..... | 23 |
| 2009 | Andrea Migliori    | ..... | 37 |
| 2008 | Andrea Migliori    | ..... | 65 |
| 2007 | Andrea Migliori    | ..... | 58 |
| 2006 | Melissa Wiggins    | ..... | 53 |
| 2005 | Melissa Wiggins    | ..... | 57 |
| 2004 | Blake Hoorelbeke   | ..... | 55 |
| 2003 | Melissa Wiggins    | ..... | 25 |
| 2002 | Holly Burris       | ..... | 39 |
| 2001 | Mariah Cobb        | ..... | 28 |
| 2000 | Mariah Cobb        | ..... | 43 |
| 1999 | Katie Harrigan     | ..... | 34 |
| 1998 | Christy Exizian    | ..... | 33 |
| 1997 | Julie Wagner       | ..... | 25 |
| 1996 | Joy Joseph         | ..... | 31 |
| 1995 | Darlene Capps      | ..... | 28 |
| 1994 | Jana Morrison      | ..... | 19 |
| 1993 | Shannon Dowdy      | ..... | 22 |
| 1992 | Tracy Brandenburg  | ..... | 29 |
| 1991 | Shannon Dowdy      | ..... | 10 |
| 1990 | Tracy Brandenburg  | ..... | 28 |
| 1989 | J. Hauck/A. Swartz | ..... | 25 |
| 1988 | Denise DeNoyelles  | ..... | 21 |
| 1987 | Debbie Clark       | ..... | 22 |
| 1986 | Robyn Swartz       | ..... | 27 |
| 1985 | Erin Owen          | ..... | 32 |

## DOUBLES

|      |                        |       |    |
|------|------------------------|-------|----|
| 2012 | Meredith Owen          | ..... | 10 |
| 2011 | Chelsey Trotto         | ..... | 8  |
| 2010 | Chelsey Trotto         | ..... | 10 |
| 2009 | Amanda Bailey          | ..... | 6  |
| 2008 | Andrea Migliori        | ..... | 13 |
| 2007 | Andrea Migliori        | ..... | 13 |
| 2006 | Melissa Wiggins        | ..... | 17 |
| 2005 | Melissa Wiggins        | ..... | 20 |
| 2004 | Melissa Wiggins        | ..... | 17 |
| 2003 | Melissa Wiggins        | ..... | 14 |
| 2002 | M. Cobb/A. Parker      | ..... | 10 |
| 2001 | Mariah Cobb            | ..... | 10 |
| 2000 | Mariah Cobb            | ..... | 7  |
| 1999 | Katie Harrigan         | ..... | 12 |
| 1998 | J. Bonnici/C. Exizian  | ..... | 6  |
| 1997 | Julie Wagner           | ..... | 13 |
| 1996 | Joy Joseph             | ..... | 7  |
| 1995 | J. Joseph/K. Loughner  | ..... | 9  |
| 1994 | S. Dowdy/K. Hagman     | ..... | 6  |
| 1993 | Holly Davis            | ..... | 6  |
| 1992 | Tracy Brandenburg      | ..... | 8  |
| 1991 | Patty Dailey           | ..... | 4  |
| 1990 | Robyn Swartz           | ..... | 6  |
| 1989 | Camposano/Hauck/Swartz | ..... | 6  |
| 1988 | Robyn Swartz           | ..... | 10 |
| 1987 | L. Brown/D. Clark      | ..... | 12 |
| 1986 | Erin Owen              | ..... | 4  |
| 1985 | Four players tied      | ..... | 3  |

## TOTAL BASES

|      |                   |       |     |
|------|-------------------|-------|-----|
| 2012 | Meredith Owen     | ..... | 75  |
| 2011 | Jill Semento      | ..... | 65  |
| 2010 | Amanda Lindsey    | ..... | 62  |
| 2009 | Andrea Migliori   | ..... | 85  |
| 2008 | Andrea Migliori   | ..... | 141 |
| 2007 | Andrea Migliori   | ..... | 128 |
| 2006 | Melissa Wiggins   | ..... | 130 |
| 2005 | Melissa Wiggins   | ..... | 134 |
| 2004 | Melissa Wiggins   | ..... | 125 |
| 2003 | Melissa Wiggins   | ..... | 94  |
| 2002 | Holly Burris      | ..... | 100 |
| 2001 | Alison Parker     | ..... | 60  |
| 2000 | Tiffany Tolleson  | ..... | 81  |
| 1999 | Katie Harrigan    | ..... | 66  |
| 1998 | Christy Exizian   | ..... | 74  |
| 1997 | Julie Wagner      | ..... | 74  |
| 1996 | Joy Joseph        | ..... | 58  |
| 1995 | Jean Bonnici      | ..... | 67  |
| 1994 | Shannon Dowdy     | ..... | 53  |
| 1993 | Holly Davis       | ..... | 56  |
| 1992 | Tracy Brandenburg | ..... | 58  |
| 1991 | Patty Dailey      | ..... | 35  |
| 1990 | Cheri Nelson      | ..... | 80  |
| 1989 | Andrea Swartz     | ..... | 69  |
| 1988 | Lynne Camposano   | ..... | 55  |
| 1987 | Debbie Clark      | ..... | 75  |
| 1986 | Dee Williams      | ..... | 81  |
| 1985 | Dee Williams      | ..... | 60  |

## STOLEN BASES

|      |                   |       |    |
|------|-------------------|-------|----|
| 2012 | Chrissy Morello   | ..... | 21 |
| 2011 | Chrissy Morello   | ..... | 28 |
| 2010 | Amy Joyce         | ..... | 29 |
| 2009 | Amy Joyce         | ..... | 26 |
| 2008 | Amy Joyce         | ..... | 22 |
| 2007 | Sherrel Fountain  | ..... | 26 |
| 2006 | Sherrel Fountain  | ..... | 27 |
| 2005 | Brittani Houghton | ..... | 17 |
| 2004 | Brittani Houghton | ..... | 39 |
| 2003 | Alison Parker     | ..... | 15 |
| 2002 | Sabrina Isley     | ..... | 33 |
| 2001 | Tiffany Tolleson  | ..... | 39 |
| 2000 | Tiffany Tolleson  | ..... | 54 |
| 1999 | Mariah Cobb       | ..... | 12 |
| 1998 | Jean Bonnici      | ..... | 40 |
| 1997 | Jean Bonnici      | ..... | 23 |
| 1996 | Jean Bonnici      | ..... | 19 |
| 1995 | Lynda Knighton    | ..... | 19 |
| 1994 | Lynda Knighton    | ..... | 16 |
| 1993 | Bass/Davis/Taylor | ..... | 7  |
| 1992 | Amy Knauff        | ..... | 8  |
| 1991 | Patty Dailey      | ..... | 7  |
| 1990 | Lynne Camposano   | ..... | 7  |
| 1989 | Four players tied | ..... | 6  |
| 1988 | Denise DeNoyelles | ..... | 13 |
| 1987 | Vaune Vaccaro     | ..... | 15 |
| 1986 | Dee Williams      | ..... | 17 |
| 1985 | Dee Williams      | ..... | 24 |

## YEAR-BY-YEAR STAT LEADERS

| WINS |                            |
|------|----------------------------|
| 2012 | Meredith Owen ..... 15     |
| 2011 | Camille Czarniecki ..... 9 |
| 2010 | Amanda Lindsey ..... 25    |
| 2009 | Amanda Lindsey ..... 12    |
| 2008 | Amanda Lindsey ..... 24    |
| 2007 | Erica Demers ..... 21      |
| 2006 | Erica Demers ..... 27      |
| 2005 | Brittani Houghton ..... 19 |
| 2004 | Blake Hoorelbeke ..... 23  |
| 2003 | Blake Hoorelbeke ..... 23  |
| 2002 | Buckley/McElhaney ..... 22 |
| 2001 | Kelli Lightner ..... 22    |
| 2000 | Rhonda Kessler ..... 20    |
| 1999 | Rhonda Kessler ..... 15    |
| 1998 | Christy Exizian ..... 18   |
| 1997 | Jean Bonnici ..... 16      |
| 1996 | Jean Bonnici ..... 19      |
| 1995 | Jean Bonnici ..... 19      |
| 1994 | Shannon Dowdy ..... 18     |
| 1993 | Shannon Dowdy ..... 17     |
| 1992 | Shannon Dowdy ..... 15     |
| 1991 | Shannon Dowdy ..... 9      |
| 1990 | Cheri Nelson ..... 17      |
| 1989 | Cheri Nelson ..... 11      |
| 1988 | Erin Owen ..... 17         |
| 1987 | Noreen Sullivan ..... 19   |
| 1986 | Erin Owen ..... 26         |
| 1985 | Records Not Available      |

| EARNED RUN AVERAGE |                              |
|--------------------|------------------------------|
| 2012               | Courtney Brandt ..... 2.82   |
| 2011               | Meredith Owen ..... 2.46     |
| 2010               | Amanda Lindsey ..... 1.21    |
| 2009               | Amanda Lindsey ..... 1.74    |
| 2008               | Amanda Lindsey ..... 1.41    |
| 2007               | Erica Demers ..... 1.75      |
| 2006               | Erica Demers ..... 1.08      |
| 2005               | Brittani Houghton ..... 1.43 |
| 2004               | Brittani Houghton ..... 1.24 |
| 2003               | Jennifer Buckley ..... 1.17  |
| 2002               | Melanie McElhaney ..... 1.05 |
| 2001               | Kelli Lightner ..... 1.28    |
| 2000               | Rhonda Kessler ..... 1.13    |
| 1999               | Rhonda Kessler ..... 1.41    |
| 1998               | Jean Bonnici ..... 1.10      |
| 1997               | Jean Bonnici ..... 1.67      |
| 1996               | Jean Bonnici ..... 1.42      |
| 1995               | Jean Bonnici ..... 1.94      |
| 1994               | Shannon Dowdy ..... 1.21     |
| 1993               | Shannon Dowdy ..... 0.81     |
| 1992               | Shannon Dowdy ..... 1.55     |
| 1991               | Shannon Dowdy ..... 1.97     |
| 1990               | Cheri Nelson ..... 1.88      |
| 1989               | Cheri Nelson ..... 2.08      |
| 1988               | Erin Owen ..... 1.48         |
| 1987               | Erin Owen ..... 1.57         |
| 1986               | Erin Owen ..... 2.12         |
| 1985               | Records Not Available        |

| STRIKEOUTS |                             |
|------------|-----------------------------|
| 2012       | Meredith Owen ..... 143     |
| 2011       | Meredith Owen ..... 84      |
| 2010       | Amanda Lindsey ..... 264    |
| 2009       | Amanda Lindsey ..... 188    |
| 2008       | Amanda Lindsey ..... 277    |
| 2007       | Erica Demers ..... 141      |
| 2006       | Erica Demers ..... 165      |
| 2005       | Brittani Houghton ..... 204 |
| 2004       | Blake Hoorelbeke ..... 187  |
| 2003       | Blake Hoorelbeke ..... 179  |
| 2002       | Melanie McElhaney ..... 201 |
| 2001       | Kelli Lightner ..... 223    |
| 2000       | Rhonda Kessler ..... 221    |
| 1999       | Rhonda Kessler ..... 180    |
| 1998       | Jean Bonnici ..... 97       |
| 1997       | Jean Bonnici ..... 135      |
| 1996       | Jean Bonnici ..... 130      |
| 1995       | Jean Bonnici ..... 143      |
| 1994       | Shannon Dowdy ..... 151     |
| 1993       | Shannon Dowdy ..... 92      |
| 1992       | Shannon Dowdy ..... 133     |
| 1991       | Shannon Dowdy ..... 98      |
| 1990       | Cheri Nelson ..... 74       |
| 1989       | Cheri Nelson ..... 65       |
| 1988       | Erin Owen ..... 57          |
| 1987       | Noreen Sullivan ..... 87    |
| 1986       | Erin Owen ..... 70          |
| 1985       | Records Not Available       |

| INNINGS PITCHED |                               |
|-----------------|-------------------------------|
| 2012            | Meredith Owen ..... 187.1     |
| 2011            | Meredith Owen ..... 139.1     |
| 2010            | Amanda Lindsey ..... 232.1    |
| 2009            | Amanda Lindsey ..... 177.0    |
| 2008            | Amanda Lindsey ..... 263.0    |
| 2007            | Erica Demers ..... 171.2      |
| 2006            | Erica Demers ..... 206.2      |
| 2005            | Brittani Houghton ..... 166.1 |
| 2004            | Blake Hoorelbeke ..... 220.0  |
| 2003            | Blake Hoorelbeke ..... 184.1  |
| 2002            | Melanie McElhaney ..... 193.0 |
| 2001            | Kelli Lightner ..... 230.1    |
| 2000            | Rhonda Kessler ..... 216.1    |
| 1999            | Rhonda Kessler ..... 213.2    |
| 1998            | Jean Bonnici ..... 178.0      |
| 1997            | Jean Bonnici ..... 214.0      |
| 1996            | Jean Bonnici ..... 207.1      |
| 1995            | Jean Bonnici ..... 237.2      |
| 1994            | Shannon Dowdy ..... 191.0     |
| 1993            | Shannon Dowdy ..... 148.1     |
| 1992            | Shannon Dowdy ..... 190.0     |
| 1991            | Shannon Dowdy ..... 125.0     |
| 1990            | Cheri Nelson ..... 245.3      |
| 1989            | Tawnya Hartwick ..... 140.7   |
| 1988            | Erin Owen ..... 203.7         |
| 1987            | Noreen Sullivan ..... 235.2   |
| 1986            | Erin Owen ..... 254.2         |
| 1985            | Records Not Available         |

## YEAR-BY-YEAR TEAM SUMMARY

| Year          | Head Coach        | Overall        | Home           | Away           | Neutral        | Conference     | Home          | A/N           | Place | Tourn. |
|---------------|-------------------|----------------|----------------|----------------|----------------|----------------|---------------|---------------|-------|--------|
| 1985          | Maria Albano      | 24-10          | 16-2           | 4-3            | 2-5            | n/a            | n/a           | n/a           | n/a   | n/a    |
| 1986          | Megan T. Bryant   | 27-12          | 17-3           | 4-0            | 6-9            | n/a            | n/a           | n/a           | n/a   | 1st    |
| 1987          | Megan T. Bryant   | 36-28          | 19-10          | 1-3            | 16-15          | 10-3           | 8-2           | 2-1           | 1st   | 1st    |
| 1988          | Karen Page        | 19-18          | 5-3            | 4-1            | 10-14          | 7-1            | 0-0           | 7-1           | 1st   | 1st    |
| 1989          | Janiece Holder    | 17-28          | 11-12          | 4-7            | 2-9            | 6-6            | 2-2           | 4-4           | 2nd-S | 6th    |
| 1990          | Janiece Holder    | 19-25          | 6-10           | 6-6            | 7-9            | 6-6            | 1-3           | 5-3           | 1st-S | 3rd    |
| 1991          | Janiece Holder    | 16-22          | 16-11          | 0-6            | 0-5            | 10-3           | 9-1           | 0-2           | 2nd-S | 3rd    |
| 1992          | Janiece Holder    | 24-21          | 9-12           | 9-6            | 6-3            | no conf. play  | n/a           | n/a           | 2nd   | 2nd    |
| 1993          | Janiece Holder    | 27-13          | 14-8           | 5-2            | 8-3            | no conf. play  | n/a           | n/a           | 2nd   | 2nd    |
| 1994          | Rose Kalisak      | 28-24          | 15-8           | 5-9            | 8-7            | 6-2            | 4-0           | 2-2           | 1st-E | 5th    |
| 1995          | Rose Kalisak      | 27-29          | 17-15          | 6-7            | 4-7            | 7-9            | 4-5           | 3-4           | 3rd-E | DNQ    |
| 1996          | Rose Kalisak      | 29-25          | 21-12          | 6-8            | 2-5            | 10-4           | 7-1           | 3-3           | 2nd-E | 5th    |
| 1997          | Frank Griffin     | 21-25          | 12-12          | 6-10           | 3-3            | 10-6           | 6-2           | 4-4           | 2nd-E | 6th    |
| 1998          | Frank Griffin     | 36-20          | 24-6           | 8-10           | 4-4            | 10-8           | 7-3           | 3-5           | 3rd-E | 3rd    |
| 1999          | Frank Griffin     | 24-33          | 18-14          | 5-10           | 1-9            | 5-7            | 3-3           | 2-4           | 3rd-E | DNQ    |
| 2000          | Frank Griffin     | 38-20          | 19-9           | 8-9            | 11-2           | 6-8            | 1-5           | 5-3           | 5th   | 2nd    |
| 2001          | Frank Griffin     | 29-24          | 13-6           | 8-8            | 8-10           | 9-5            | 7-1           | 2-4           | 1st   | 6th    |
| 2002          | Frank Griffin     | 45-14          | 21-4           | 15-4           | 9-6            | 12-6           | 4-4           | 8-2           | 4th   | 6th    |
| 2003          | Frank Griffin     | 36-14          | 27-3           | 6-6            | 3-5            | 14-6           | 11-1          | 3-5           | 3rd   | 6th    |
| 2004          | Frank Griffin     | 45-17          | 29-5           | 7-8            | 9-4            | 14-6           | 7-1           | 5-5           | 4th   | 3rd    |
| 2005          | Frank Griffin     | 35-20          | 29-12          | 6-7            | 0-1            | 13-7           | 8-2           | 5-5           | 5th   | 6th    |
| 2006          | Frank Griffin     | 45-16          | 35-7           | 7-9            | 3-0            | 16-4           | 10-0          | 6-4           | 1st   | 2nd    |
| 2007          | Frank Griffin     | 44-22          | 35-14          | 7-5            | 2-3            | 13-5           | 8-2           | 5-3           | 2nd   | 1st    |
| 2008          | Frank Griffin     | 43-24          | 34-14          | 6-9            | 3-1            | 13-8           | 8-3           | 5-5           | 5th   | 2nd    |
| 2009          | Frank Griffin     | 23-31          | 21-21          | 2-10           | 0-0            | 5-15           | 3-5           | 2-10          | 10th  | 4th    |
| 2010          | Frank Griffin     | 34-21          | 30-16          | 4-5            | 0-0            | 14-6           | 11-1          | 3-5           | 2nd   | 3rd    |
| 2011          | Frank Griffin     | 19-31          | 18-20          | 1-11           | 0-0            | 4-16           | 3-5           | 1-11          | T-9th | DNQ    |
| 2012          | Frank Griffin     | 26-22          | 20-12          | 5-6            | 1-4            | 9-9            | 6-10          | 5-5           | 6th   | 3rd    |
| <b>Totals</b> | <b>28 seasons</b> | <b>836-609</b> | <b>551-281</b> | <b>155-185</b> | <b>128-143</b> | <b>229-156</b> | <b>138-62</b> | <b>90-100</b> |       |        |

- Records are NCAA Division I and have been compiled since Stetson adopted a fastpitch softball program in 1985. Prior to 1985, Stetson competed on the slow-pitch level.
- Stetson did not compete in a conference in its initial season of 1985. Stetson competed in the New South Women's Athletic Conference (NSWAC) from 1986-91. The NSWAC merged with the Trans Atlantic Athletic Conference (TAAC) in 1992.
- The TAAC did not have a conference schedule in 1992 and 1993. The TAAC Tournament seedings were determined by the teams' overall records.
- The TAAC changed its name to the Atlantic Sun Conference (A-Sun) in 2001.

### COACHING SUMMARY

| Coach           | Years          | Seasons   | Record         | Pct.        |
|-----------------|----------------|-----------|----------------|-------------|
| Maria Albano    | 1985           | 1         | 24-10          | .706        |
| Megan T. Bryant | 1986-87        | 2         | 63-40          | .612        |
| Karen Page      | 1988           | 1         | 19-18          | .509        |
| Janiece Holder  | 1989-93        | 5         | 103-109        | .486        |
| Rose Kalisak    | 1994-96        | 3         | 84-78          | .519        |
| Frank Griffin   | 1997 - present | 16        | 543-354        | .605        |
| <b>Totals</b>   |                | <b>28</b> | <b>836-609</b> | <b>.579</b> |

# AWARDS & HONORS

## A-Sun Player of the Year

|                           |      |
|---------------------------|------|
| Jean Bonnici.....         | 1998 |
| Tracy Brandenburg.....    | 1992 |
| Debbie Clark (NSWAC)..... | 1987 |
| Erin Owen (NSWAC).....    | 1986 |

## A-Sun Coach of the Year

|                           |      |
|---------------------------|------|
| Frank Griffin.....        | 2001 |
| Janiece Holder.....       | 1993 |
| Karen Page.....           | 1992 |
| Karen Page (NSWAC).....   | 1988 |
| Megan Bryant (NSWAC)..... | 1986 |

## A-Sun Freshman of the Year

|                   |      |
|-------------------|------|
| Erica Demers..... | 2006 |
|-------------------|------|

## First Team All-Conference

|                        |      |
|------------------------|------|
| Jill Semento.....      | 2011 |
| Andrea Migliori.....   | 2008 |
| Sherrel Fountain.....  | 2007 |
| Erica Demers.....      | 2006 |
| Melissa Wiggins.....   | 2006 |
| Shawna Wiggs.....      | 2006 |
| Brittani Houghton..... | 2005 |
| Melissa Wiggins.....   | 2005 |
| Shawna Wiggs.....      | 2005 |
| Blake Hoorelbeke.....  | 2004 |
| Jennifer Buckley.....  | 2003 |
| Holly Burris.....      | 2002 |
| Sabrina Isley.....     | 2002 |
| Kelli Lightner.....    | 2001 |
| Tiffany Tolleson.....  | 2001 |
| Wendy Smith.....       | 2000 |
| Tiffany Tolleson.....  | 2000 |
| Jean Bonnici.....      | 1998 |
| Christy Exizian.....   | 1998 |
| Jean Bonnici.....      | 1997 |
| Jean Bonnici.....      | 1996 |
| Jean Bonnici.....      | 1995 |
| Shannon Dowdy.....     | 1994 |
| Holly Davis.....       | 1994 |
| Jana Morrison.....     | 1994 |
| Shannon Dowdy.....     | 1993 |
| Amy Knauff.....        | 1993 |
| Holly Davis.....       | 1993 |
| Tracy Brandenburg..... | 1993 |
| Lois Bass.....         | 1993 |
| Tracy Brandenburg..... | 1992 |
| Shannon Dowdy.....     | 1992 |
| Shannon Dowdy.....     | 1991 |

|                        |      |
|------------------------|------|
| Cheri Nelson.....      | 1990 |
| Sandy Tankersley.....  | 1990 |
| Erin Owen.....         | 1988 |
| Robyn Swartz.....      | 1988 |
| Denise deNoyelles..... | 1988 |
| Debbie Clark.....      | 1987 |
| Erin Owen.....         | 1987 |
| Robin Bradford.....    | 1987 |
| Denise deNoyelles..... | 1987 |
| Erin Owen.....         | 1986 |
| Dee Williams-Odom..... | 1986 |
| Debbie Clark.....      | 1986 |
| Robyn Swartz.....      | 1986 |

## Second Team All-Conference

|                        |      |
|------------------------|------|
| Chrissy Morello.....   | 2012 |
| Chrissy Morello.....   | 2011 |
| Amy Joyce.....         | 2010 |
| Amanda Lindsey.....    | 2010 |
| Jessica Lokeinsky..... | 2010 |
| Chelsey Trotto.....    | 2010 |
| Amy Joyce.....         | 2009 |
| Erica Demers.....      | 2007 |
| Andrea Migliori.....   | 2007 |
| Sherrel Fountain.....  | 2006 |
| Jessica King.....      | 2005 |
| Carrie Cruit.....      | 2004 |
| Brittani Houghton..... | 2004 |
| Melissa Wiggins.....   | 2004 |
| Holly Burris.....      | 2003 |
| Blake Hoorelbeke.....  | 2003 |
| Sherilyn Wilder.....   | 2003 |
| Carolyn Garliepp.....  | 2002 |
| Melanie McElhaney..... | 2002 |
| Emily Harris.....      | 2001 |
| Leah Wilbanks.....     | 2001 |
| Rhonda Kessler.....    | 1999 |
| Jean Bonnici.....      | 1998 |
| Darlene Capps.....     | 1995 |
| Joy Joseph.....        | 1995 |
| Jennifer Pogue.....    | 1992 |
| Amy Knauff.....        | 1992 |
| Patty Dailey.....      | 1991 |
| Lynne Camposano.....   | 1990 |
| Amy Knauff.....        | 1990 |
| Robyn Swartz.....      | 1990 |
| Janet Hauck.....       | 1988 |
| Lynne Camposano.....   | 1988 |
| Sandy Tankersley.....  | 1988 |
| Noreen Sullivan.....   | 1987 |

## Third Team All-Conference

|                        |      |
|------------------------|------|
| Katie Harrigan.....    | 1999 |
| Heather McCrimmon..... | 1999 |
| Christy Exizian.....   | 1998 |
| Jennifer Krull.....    | 1998 |

## A-Sun All-Freshman Team

|                       |      |
|-----------------------|------|
| Courtney Brandt.....  | 2012 |
| Chrissy Morello.....  | 2011 |
| Erica Demers.....     | 2006 |
| Andrea Migliori.....  | 2006 |
| Carolina Rojas.....   | 2006 |
| Lindsay Wightman..... | 2005 |
| Carrie Cruit.....     | 2003 |
| Melissa Wiggins.....  | 2003 |
| Alison Parker.....    | 2001 |

## Academic All-Conference Team

|                    |      |
|--------------------|------|
| Carolyn Boyd.....  | 2012 |
| Meredith Owen..... | 2012 |

## A-Sun All-Tournament Team

|                            |      |
|----------------------------|------|
| Courtney Brandt.....       | 2012 |
| Meredith Owen.....         | 2012 |
| Amanda Lindsey.....        | 2010 |
| Jill Semento.....          | 2010 |
| Amy Joyce.....             | 2009 |
| Jessica Lokeinsky.....     | 2009 |
| Andrea Migliori.....       | 2009 |
| Amanda Lindsey.....        | 2008 |
| Erica Demers.....          | 2007 |
| Nicole Forbes (MVP).....   | 2007 |
| Andrea Migliori.....       | 2007 |
| Lindsay Wightman.....      | 2007 |
| Erica Demers.....          | 2006 |
| Nicole Forbes.....         | 2006 |
| Andrea Migliori (MVP)..... | 2006 |
| Melissa Wiggins.....       | 2006 |
| Blake Hoorelbeke.....      | 2004 |
| Rhonda Kessler.....        | 2000 |
| Kelli Lightner.....        | 2000 |
| Mariah Cobb.....           | 2000 |
| Sabrina Isley.....         | 2000 |
| Julie Wagner.....          | 1998 |

## A-Sun Player of the Week

|                       |         |
|-----------------------|---------|
| Andrea Migliori.....  | 3/16/09 |
| Andrea Migliori.....  | 4/28/08 |
| Andrea Migliori.....  | 3/3/08  |
| Melissa Wiggins.....  | 3/27/06 |
| Melissa Wiggins.....  | 2/27/06 |
| Melissa Wiggins.....  | 5/9/05  |
| Shawna Wiggs.....     | 4/11/05 |
| Melissa Wiggins.....  | 3/28/05 |
| Melissa Wiggins.....  | 3/7/05  |
| Lacey Prince.....     | 4/26/04 |
| Melissa Wiggins.....  | 4/12/04 |
| Carrie Cruit.....     | 2/9/04  |
| Emily Harris.....     | 5/6/02  |
| Holly Burris.....     | 4/1/02  |
| Tiffany Tolleson..... | 4/23/01 |
| Tiffany Tolleson..... | 4/9/01  |
| Emily Harris.....     | 3/26/01 |
| Tiffany Tolleson..... | 2/19/01 |
| Mariah Cobb.....      | 2/22/99 |
| Christy Exizian.....  | 3/24/98 |
| Holly Davis.....      | 4/12/93 |
| Amy Knauff.....       | 3/29/93 |

## A-Sun Pitcher of the Week

|                            |         |
|----------------------------|---------|
| Amanda Lindsey.....        | 4/12/10 |
| Amanda Lindsey.....        | 2/22/10 |
| Amanda Lindsey.....        | 2/15/10 |
| Amanda Lindsey.....        | 3/16/09 |
| Erica Demers.....          | 5/5/08  |
| Erica Demers (shared)..... | 2/26/07 |
| Erica Demers.....          | 2/13/06 |
| Erica Demers.....          | 2/27/06 |
| Erica Demers.....          | 3/27/06 |
| Erica Demers.....          | 5/7/06  |
| Jenny Diaz.....            | 3/20/06 |
| Brittani Houghton.....     | 3/7/05  |
| Brittani Houghton.....     | 4/26/04 |
| Blake Hoorelbeke.....      | 3/3/03  |
| Blake Hoorelbeke.....      | 3/17/03 |
| Jennifer Buckley.....      | 2/25/02 |
| Melanie McElhaney.....     | 4/1/02  |
| Gina Reynolds.....         | 3/26/01 |
| Kelli Lightner.....        | 4/2/01  |
| Kelli Lightner.....        | 4/23/01 |
| Kelli Lightner.....        | 4/30/01 |
| Rhonda Kessler.....        | 3/13/00 |
| Rhonda Kessler.....        | 3/20/00 |
| Rhonda Kessler.....        | 4/24/00 |
| Rhonda Kessler.....        | 3/22/99 |
| Rhonda Kessler.....        | 2/15/99 |
| Christy Exizian.....       | 4/28/98 |
| Christy Exizian.....       | 4/7/98  |
| Christy Exizian.....       | 3/24/98 |
| Christy Exizian.....       | 3/17/98 |
| Jean Bonnici.....          | 3/4/97  |
| Jean Bonnici.....          | 2/25/97 |
| Jennifer Krull.....        | 4/23/96 |
| Jean Bonnici.....          | 2/20/96 |
| Jean Bonnici.....          | 4/11/95 |
| Jean Bonnici.....          | 3/14/95 |
| Shannon Dowdy.....         | 3/29/93 |

## NFCA All-American Scholar-Athlete

|                      |      |
|----------------------|------|
| Carolyn Boyd.....    | 2012 |
| Tara Formisano.....  | 2012 |
| Demi Meza.....       | 2012 |
| Chrissy Morello..... | 2012 |
| Meredith Owen.....   | 2012 |
| Chelsea Whalley..... | 2012 |
| Grace Turner.....    | 2012 |



Melissa Wiggins was named A-Sun Player of the Week six times during her career.

# ALL-TIME LETTERWINNERS

## A

Ashley Aaron ..... 2003-04  
 Dana Allen ..... 1990

## B

Lois Bass ..... 1992-95  
 Amanda Bailey ..... 2008-09  
 Heather Barnes ..... 2009  
 Cathy Beebe ..... 1985  
 Mary Blanchfield ..... 1994-96  
 Gracie Blendinger ..... 2004  
 Jean Bonnici ..... 1995-98  
 Carolyn Boyd ..... 2009-12  
 Robin Bradford ..... 1986-87  
 Tracy Brandenburg ..... 1990-93  
 Courtney Brandt ..... 2012-present  
 Mallory Brooks ..... 2012-present  
 Lori Brown ..... 1985-87  
 Traci Brown ..... 1996-99  
 Adrienne Broyles ..... 1999-2002  
 Jennifer Buckley ..... 2002-05  
 Holly Burris ..... 2002-03

## C

Kory Calhoun ..... 1995  
 Lynne Camposano ..... 1988-90  
 Darlene Capps ..... 1995-96  
 Kim Carpenter ..... 1985-86  
 Leo Carreño ..... 2006-09  
 Debbie Clark ..... 1985-87  
 Jordan Cleghorn ..... 2010-present  
 Mariah Cobb ..... 1999-2002  
 Taylor Cochran ..... 2012-present  
 Heather Colding ..... 2004-07  
 Cheryl Conklin ..... 1985-87  
 Gena Coursen ..... 1994  
 Ashley Cowart ..... 1999-2002  
 Carrie Cruit ..... 2003-06  
 Camille Czarnecki ..... 2011

## D

Patty Dailey ..... 1988-91  
 Holly Davis ..... 1991-94  
 Erica Demers ..... 2006-09  
 Denise DeNoyelles ..... 1985-88  
 Jenny Diaz ..... 2005-06  
 Jenna Dolde ..... 1998-99  
 Shannon Dowdy ..... 1991-94

## E

Emilee Edelman ..... 2007

Melissa Edwards ..... 1999  
 Angie Eguillor ..... 2003-06  
 Christy Exizian ..... 1998

## F

Lani Fisher ..... 1998-99  
 Nicole Forbes ..... 2005-08  
 Tara Formisano ..... 2010-11  
 Sherrel Fountain ..... 2006-07

## G

Carolyn Garliepp ..... 2001-04  
 Susie Germer ..... 1997-99  
 Blythe Golden ..... 2007-08  
 Lindsey Guenther ..... 2010-11  
 Courtney Gunby ..... 2010-11

## H

Karen Hagman ..... 1994  
 Katie Harrigan ..... 1999-2002  
 Emily Harris ..... 2000-03  
 Lisa Harris ..... 1991-94  
 Tawnya Hartwick ..... 1989  
 Janet Hauck ..... 1986-89  
 Jennifer Hogan ..... 1999  
 Blake Hoorelbeke ..... 2003-04  
 Brittani Houghton ..... 2004-05  
 Chrissa Hughes ..... 1999

## I

Holly Ingram ..... 1992  
 Shauna Isaacs ..... 1989  
 Sabrina Isley ..... 1999-2002

## J

Kim Johnson ..... 1990  
 Joy Joseph ..... 1993-96  
 Amy Joyce ..... 2007-10

## K

Christina Karakosta ..... 1995  
 Kathleen Kelley ..... 1998-2000  
 Jennifer Kent ..... 1996  
 Rhonda Kessler ..... 1999-2000  
 Danielle Kildow ..... 2009  
 Jessica King ..... 2004-05  
 Amy Knauff ..... 1990-93  
 Stacy Knight ..... 2004  
 Lynda Knighton ..... 1994-97  
 Brittany Knipp ..... 2009-2012  
 Jennifer Krull ..... 1996-99

Kandi Kuder ..... 2012

## L

Teri Lake ..... 2005-06  
 Katie Lawrence ..... 2007-10  
 Colby Lein ..... 1994  
 Kelli Lightner ..... 1999-2001  
 Amanda Lindsey ..... 2007-10  
 Jessica Lokeinsky ..... 2007-10  
 Kelly Loughner ..... 1995, 1997  
 Rachel Lowe ..... 2008-2011

## M

Erin MacKenzie ..... 2001-04  
 Jillian Masucci ..... 2009  
 Jody McCarty ..... 1990-91  
 Heather McCrimmon ..... 1999-2000  
 Melanie McElhaney ..... 2002-03  
 Demi Meza ..... 2012-present  
 Andrea Migliori ..... 2006-09  
 Denise Mikel ..... 1986-89  
 Chrissy Morello ..... 2011-present  
 Jana Morrison ..... 1992-95  
 Danielle Mortierre ..... 1996-97

## N

Cheri Nelson ..... 1989-91  
 Marie Newberry ..... 1997

## O

Alyssa Oddo ..... 2011-12  
 Erin Owen ..... 1985-88  
 Meredith Owen ..... 2011-present

## P

Alison Parker ..... 2001-03  
 J.J. Payette ..... 2003-06  
 Nicole Peltz ..... 2007-10  
 Katelyn Perna ..... 2008-2011  
 Amy Peters ..... 2005-08  
 Jennifer Pogue ..... 1991-94  
 Celeste Porterfield ..... 1999-2000  
 Lacey Prince ..... 2001-04

## R

Gina Reynolds ..... 2001-02  
 Brytnee Roberts ..... 1996-98  
 Laurel Robinson ..... 1988-89  
 Carolina Rojas ..... 2006-07  
 Stephanie Rozelle ..... 1985  
 Debra Ryan ..... 1986

## S

Olivia Savage ..... 2009  
 Jill Semento ..... 2010-11  
 Jennifer Singleton ..... 1992  
 Sloane Sizemore ..... 1991  
 Wendy Smith ..... 1997-2000  
 Halie Sowards ..... 2000-01  
 Amy Stateler ..... 1991-94  
 Gianna Stoker ..... 1989  
 Gena Strapple ..... 1985  
 Noreen Sullivan ..... 1987  
 Susan Surratt ..... 1994  
 Allison Sutherland ..... 2012-present  
 Andrea Swartz ..... 1988-89  
 Robyn Swartz ..... 1986-88, 1990  
 Jodi Switzer ..... 1989-90

## T

Sandra Tankersley ..... 1988-90  
 Michelle Taylor ..... 1990-93  
 Tiffany Tolleson ..... 2000-01  
 Chelsey Trotto ..... 2009-12  
 Jesse Tucker ..... 2008-11  
 Grace Turner ..... 2009-12

## V

Vaune Vaccaro ..... 1987  
 Stephanie Vaglica ..... 1996  
 E.J. Veneziano ..... 2000  
 Megan Voeller ..... 2007-10

## W

Julie Wagner ..... 1995-98  
 Monique Weinoffer ..... 1991  
 Laura Whalen ..... 2003-06  
 Chelsea Whalley ..... 2010-present  
 Michelle White ..... 1991-92  
 Melissa Wiggins ..... 2003-06  
 Shawna Wiggs ..... 2003-06  
 Lindsay Wightman ..... 2005-08  
 Leah Wilbanks ..... 2001-02  
 Mary Wilbanks ..... 1985  
 Sherilynn Wilder ..... 2002-05  
 Amy Williams ..... 1985  
 Dee Williams ..... 1985-96

## Y

Amanda York ..... 1997-98

# YEAR-BY-YEAR RESULTS

## 1985

Record: 24-10

Head Coach: Maria Albano

|      |                        |   |      |
|------|------------------------|---|------|
| 3/5  | Susquehanna            | W | 12-3 |
| 3/5  | Susquehanna            | W | 2-1  |
| 3/8  | at Eckerd              | W | 12-0 |
| 3/8  | at Eckerd              | W | 9-5  |
| 3/11 | Salem International    | W | 3-1  |
| 3/11 | Salem International    | W | 17-0 |
| 3/13 | Winthrop               | L | 1-11 |
| 3/13 | Winthrop               | L | 1-5  |
| 3/14 | Manchester             | W | 12-2 |
| 3/14 | Manchester             | W | 9-4  |
| 3/15 | Florida A&M            | W | 2-1  |
| 3/15 | Florida A&M            | W | 7-2  |
| 3/22 | vs. Missouri State     | L | 0-7  |
| 3/22 | at Florida State       | L | 1-2  |
| 3/23 | vs. Toledo             | L | 0-3  |
| 3/24 | vs. Furman             | W | 11-4 |
| 3/24 | vs. Rutgers            | L | 0-3  |
| 3/27 | Rollins                | W | 18-0 |
| 3/27 | Rollins                | W | 9-6  |
| 3/29 | Brown                  | W | 5-4  |
| 3/29 | Brown                  | W | 8-3  |
| 4/1  | Loras                  | W | 5-4  |
| 4/1  | Loras                  | W | 5-0  |
| 4/3  | Grace                  | W | 4-3  |
| 4/3  | Grace                  | W | 7-1  |
| 4/9  | at USF                 | L | 0-5  |
| 4/9  | at USF                 | L | 1-3  |
| 4/12 | at Rollins             | W | 12-2 |
| 4/12 | at Rollins             | W | 8-0  |
| 4/19 | ! vs. Florida Southern | W | 3-0  |
| 4/19 | ! vs. Florida State    | L | 1-4  |
| 4/20 | ! vs. Florida A&M      | L | 1-2  |

Results do not include two forfeit victories

! - Florida State Championship, Tampa, Fla.

## 1986

Record: 27-12

Head Coach: Megan T. Bryant

1st Place NSWAC Tournament (5-0)

|      |                          |   |      |
|------|--------------------------|---|------|
| 3/4  | Ball State               | W | 7-4  |
| 3/4  | Ball State               | W | 3-2  |
| 3/5  | Valparaiso               | W | 4-2  |
| 3/5  | Valparaiso               | W | 2-1  |
| 3/7  | Barry                    | W | 20-1 |
| 3/7  | Barry                    | W | 10-2 |
| 3/8  | % vs. Grand Valley State | W | 3-2  |
| 3/8  | % vs. Monmouth           | W | 13-0 |
| 3/11 | Liberty                  | W | 4-3  |
| 3/11 | Liberty                  | W | 7-3  |
| 3/12 | Winthrop                 | W | 5-4  |
| 3/12 | Winthrop                 | L | 7-9  |

|  |                        |   |      |
|--|------------------------|---|------|
| 3/13                                   | Salem International    | W | 4-0  |
| 3/13                                   | Maine                  | L | 3-4  |
| 3/14                                   | ! vs. Rutgers          | L | 1-12 |
| 3/18                                   | % vs. Quinnipiac       | L | 1-2  |
| 3/18                                   | % vs. DePaul           | L | 7-9  |
| 3/21                                   | # vs. East Carolina    | L | 0-3  |
| 3/21                                   | # vs. Bowling Green    | L | 1-3  |
| 3/22                                   | # vs. Nicholls State   | L | 4-5  |
| 3/22                                   | # vs. Western Illinois | L | 0-10 |
| 3/22                                   | # vs. Massachussetts   | W | 2-1  |
| 3/25                                   | % vs. Akron            | L | 1-2  |
| 3/25                                   | % vs. Rider            | L | 2-3  |
| 3/27                                   | Merrimack              | W | 4-0  |
| 3/27                                   | Merrimack              | W | 9-2  |
| 3/28                                   | Benedictine (Ill.)     | W | 4-0  |
| 3/28                                   | Manchester             | W | 10-0 |
| 4/3                                    | Calvin                 | L | 2-4  |
| 4/3                                    | Calvin                 | W | 9-0  |
| 4/8                                    | at Bethune-Cookman     | W | 4-2  |
| 4/8                                    | at Bethune-Cookman     | W | 18-0 |
| 4/11                                   | Bethune-Cookman        | W | 3-2  |
| 4/11                                   | Bethune-Cookman        | W | 11-4 |
| 4/19                                   | ^ vs. Mercer           | W | 5-0  |
| 4/19                                   | ^ vs. Georgia Southern | W | 5-0  |
| 4/20                                   | ^ at Georgia State     | W | 5-2  |
| 4/20                                   | ^ vs. Mercer           | W | 4-2  |
| 4/20                                   | ^ at Georgia State     | W | 5-4  |
| % - at Orlando, Fla.                   |                        |   |      |
| ! - at Tampa, Fla.                     |                        |   |      |
| # - FSU Tournament, Tallahassee, Fla.  |                        |   |      |
| ^ - New South Tournament, Atlanta, Ga. |                        |   |      |

## 1987

Rec: 36-28 (10-3 NSWAC)

Head Coach: Megan T. Bryant

1st Place NSWAC Tournament

|      |                          |   |     |
|------|--------------------------|---|-----|
| 2/20 | Florida State            | L | 0-7 |
| 2/20 | Florida State            | W | 4-3 |
| 2/25 | at Florida Southern      | L | 0-2 |
| 2/25 | at Florida Southern      | L | 3-4 |
| 2/27 | * Florida A&M            | W | 1-0 |
| 2/27 | * Florida A&M            | W | 6-4 |
| 3/2  | % vs. Penn State         | L | 0-2 |
| 3/2  | % vs. Boston College     | W | 4-0 |
| 3/5  | Ball State               | L | 2-3 |
| 3/5  | Ball State               | L | 1-5 |
| 3/7  | % vs. Penn State         | L | 4-5 |
| 3/7  | % vs. Grand Valley State | L | 1-8 |
| 3/10 | Western Illinois         | L | 1-2 |
| 3/10 | Western Illinois         | L | 2-8 |
| 3/11 | Winthrop                 | W | 5-1 |
| 3/11 | Winthrop                 | L | 0-2 |
| 3/11 | Salem International      | W | 8-0 |
| 3/13 | ! vs. Bradley            | W | 3-2 |

|  |                            |   |      |
|--|----------------------------|---|------|
| 3/13                                   | ! vs. Temple               | W | 6-5  |
| 3/13                                   | ! vs. Florida State        | L | 0-16 |
| 3/14                                   | ! vs. Rutgers              | W | 4-1  |
| 3/14                                   | ! vs. South Carolina       | L | 0-2  |
| 3/14                                   | ! vs. Eastern Michigan     | W | 5-3  |
| 3/15                                   | ! vs. Arizona State        | L | 0-1  |
| 3/16                                   | Bridgewater State          | W | 4-3  |
| 3/16                                   | Bridgewater State          | W | 4-3  |
| 3/18                                   | % vs. Missouri State       | L | 0-6  |
| 3/18                                   | % vs. St. John's           | W | 8-2  |
| 3/20                                   | # * vs. Florida A&M        | W | 11-0 |
| 3/20                                   | # vs. Miami (Ohio)         | W | 3-1  |
| 3/20                                   | # vs. McNeese State        | L | 1-2  |
| 3/21                                   | # vs. Missouri State       | L | 2-8  |
| 3/21                                   | # vs. Rutgers              | W | 5-2  |
| 3/23                                   | % vs. Drexel               | L | 0-1  |
| 3/23                                   | % vs. Rider                | W | 4-3  |
| 3/24                                   | Lee                        | W | 3-0  |
| 3/24                                   | Lee                        | W | 4-0  |
| 3/25                                   | Tampa                      | W | 5-1  |
| 3/25                                   | Tampa                      | W | 19-0 |
| 3/31                                   | % vs. Southern Maine       | W | 6-3  |
| 3/31                                   | % vs. UW-Green Bay         | W | 4-2  |
| 4/2                                    | UW-Green Bay               | W | 3-2  |
| 4/2                                    | UW-Green Bay               | W | 5-0  |
| 4/10                                   | \$ vs. Southern Miss       | L | 2-3  |
| 4/10                                   | \$ vs. Tulane              | W | 24-0 |
| 4/10                                   | \$ vs. West Georgia        | L | 0-1  |
| 4/10                                   | \$ vs. Delta State         | W | 5-1  |
| 4/11                                   | \$ vs. Miss. U. for Women  | W | 2-0  |
| 4/11                                   | \$ vs. Mississippi College | L | 1-2  |
| 4/13                                   | + vs. Nicholls State       | L | 0-2  |
| 4/13                                   | + vs. Tennessee Tech       | W | 7-2  |
| 4/14                                   | + vs. Furman               | L | 0-8  |
| 4/15                                   | * at Florida A&M           | W | 8-2  |
| 4/15                                   | * at Florida A&M           | L | 4-5  |
| 4/18                                   | Florida Southern           | L | 1-6  |
| 4/18                                   | Florida Southern           | L | 2-3  |
| 4/23                                   | ^ Florida A&M              | W | 3-1  |
| 4/23                                   | ^ Georgia Southern         | W | 6-0  |
| 4/24                                   | ^ Mercer                   | W | 5-1  |
| 4/24                                   | ^ Georgia State            | L | 0-2  |
| 4/24                                   | ^ Georgia Southern         | W | 4-1  |
| 4/25                                   | ^ Georgia State            | W | 3-2  |
| 4/25                                   | ^ Georgia State            | L | 1-2  |
| 4/25                                   | ^ Georgia State            | W | 5-3  |
| % - at Orlando, Fla.                   |                            |   |      |
| ! - USF Tourn., Tampa, Fla.            |                            |   |      |
| ^ - FSU Tourn., Tallahassee, Fla.      |                            |   |      |
| \$ - UWF Tourn., Pensacola, Fla.       |                            |   |      |
| + - at Chattanooga, Tenn.              |                            |   |      |
| * - New South Conference game          |                            |   |      |
| ^ - New South Tournament, DeLand, Fla. |                            |   |      |

## 1988

Rec: 19-18 (7-1 NSWAC);

Head Coach: Karen Page

1st Place NSWAC Tournament

|                                       |                           |   |       |
|---------------------------------------|---------------------------|---|-------|
| 2/29                                  | % vs. Boston College      | L | 3-4   |
| 2/29                                  | % vs. Penn State          | L | 1-9   |
| 3/8                                   | % vs. Detroit             | L | 2-4   |
| 3/8                                   | % vs. Western Michigan    | L | 0-7   |
| 3/11                                  | ! vs. Maine               | W | 5-2   |
| 3/11                                  | ! vs. South Carolina      | L | 0-6   |
| 3/12                                  | ! vs. Oklahoma City       | L | 1-5   |
| 3/13                                  | ! vs. Winthrop            | L | 1-5   |
| 3/13                                  | ! vs. Central Michigan    | L | 3-16  |
| 3/13                                  | ! vs. Western Michigan    | W | 14-2  |
| 3/18                                  | # vs. Southern Illinois   | L | 5-8   |
| 3/18                                  | # vs. Georgia State       | L | 0-6   |
| 3/19                                  | # vs. Massachussetts      | L | 3-10  |
| 3/19                                  | # vs. Virginia            | L | 0-3   |
| 3/28                                  | Lee                       | L | 3-11  |
| 3/28                                  | Lee                       | L | 1-2   |
| 3/31                                  | Barry                     | W | 7-1   |
| 3/31                                  | Barry                     | L | 1-2   |
| 4/8                                   | \$ vs. Huntington         | L | 0-4   |
| 4/8                                   | \$ vs. Troy               | W | 10-0  |
| 4/9                                   | \$ vs. Southern Miss.     | W | 4-2   |
| 4/9                                   | \$ vs. St. Thomas Aquinas | L | 1-2   |
| 4/13                                  | at Bethune-Cookman        | W | 7-0 F |
| 4/13                                  | at Bethune-Cookman        | W | 10-4  |
| 4/16                                  | Florida A&M               | W | 10-0  |
| 4/16                                  | Florida A&M               | W | 5-4   |
| 4/19                                  | at Florida A&M            | W | 6-5   |
| 4/21                                  | Bethune-Cookman           | W | 3-1   |
| 4/21                                  | Bethune-Cookman           | W | 14-0  |
| 4/30                                  | ^ vs. Florida A&M         | W | 5-1   |
| 4/30                                  | ^ vs. Mercer              | W | 6-0   |
| 4/30                                  | ^ at Georgia Southern     | L | 1-5   |
| 5/1                                   | ^ vs. Samford             | W | 5-2   |
| 5/1                                   | ^ vs. Georgia State       | W | 4-3   |
| 5/1                                   | ^ at Georgia Southern     | W | 7-1   |
| 5/2                                   | ^ vs. Georgia State       | W | 5-4   |
| 5/2                                   | ^ vs. Georgia State       | W | 6-0   |
| % - at Orlando, Fla.                  |                           |   |       |
| ! - USF Tournament, Tampa, Fla.       |                           |   |       |
| # - FSU Tournament, Tallahassee, Fla. |                           |   |       |
| \$ - UWF Tournament, Pensacola, Fla.  |                           |   |       |
| ^ - New South Tourn., Statesboro, Ga. |                           |   |       |

## 1989

Rec: 17-28 (6-6 NSWAC)

Head Coach: Janiece Holder

|      |                    |   |     |
|------|--------------------|---|-----|
| 2/17 | Barry              | L | 1-7 |
| 2/17 | Barry              | L | 1-6 |
| 3/1  | Villanova          | L | 1-5 |
| 3/4  | * Georgia Southern | L | 2-5 |

|   |                         |   |       |
|---|-------------------------|---|-------|
| 3/4                                     | * Georgia Southern      | L | 0-9   |
| 3/6                                     | ! vs. Central Michigan  | L | 0-11  |
| 3/6                                     | ! vs. Western Illinois  | L | 3-13  |
| 3/8                                     | Virginia                | L | 4-10  |
| 3/9                                     | Temple                  | L | 1-11  |
| 3/11                                    | * at Samford            | L | 1-2   |
| 3/11                                    | * at Samford            | W | 7-3   |
| 3/12                                    | * at Florida A&M        | W | 10-3  |
| 3/12                                    | * at Florida A&M        | L | 0-10  |
| 3/14                                    | Saint Leo               | W | 4-0   |
| 3/14                                    | Saint Leo               | L | 2-4   |
| 3/15                                    | at Florida Southern     | L | 3-8   |
| 3/15                                    | at Florida Southern     | L | 1-11  |
| 3/17                                    | # vs. Missouri State    | L | 0-3   |
| 3/17                                    | # vs. Southern Illinois | L | 0-11  |
| 3/18                                    | # vs. Miami (Ohio)      | L | 0-3   |
| 3/18                                    | # at Florida State      | L | 0-6   |
| 3/19                                    | * at Georgia State      | W | 9-8   |
| 3/19                                    | * at Georgia State      | L | 4-9   |
| 3/21                                    | Salem College           | W | 5-0   |
| 3/21                                    | Salem College           | W | 8-0   |
| 3/22                                    | * Mercer                | W | 2-1   |
| 3/22                                    | * Mercer                | W | 12-1  |
| 3/28                                    | % vs. Colgate           | L | 2-4   |
| 3/28                                    | % vs. Fordham           | W | 9-1   |
| 3/30                                    | Spring Arbor            | W | 19-1  |
| 3/10                                    | Spring Arbor            | W | 14-2  |
| 3/31                                    | * at Georgia Southern   | W | 5-0   |
| 3/31                                    | * at Georgia Southern   | L | 4-11  |
| 4/4                                     | at Saint Leo            | L | 4-5   |
| 4/4                                     | at Saint Leo            | W | 12-8  |
| 4/7                                     | Calvin College          | L | 8-12  |
| 4/7                                     | Calvin College          | W | 10-4  |
| 4/10                                    | Bethune-Cookman         | W | 7-0   |
| 4/10                                    | Bethune-Cookman         | W | 7-0   |
| 4/11                                    | Florida Southern        | L | 0-3   |
| 4/11                                    | Florida Southern        | L | 4-9   |
| 4/13                                    | Barry                   | W | 14-11 |
| 4/13                                    | Barry                   | W | 17-26 |
| 4/21                                    | ^ vs. Samford           | L | 1-2   |
| 4/22                                    | ^ vs. Mercer            | L | 0-3   |
| ! - at Tampa, Fla.                      |                         |   |       |
| # - FSU Tournament, Tallahassee, Fla.   |                         |   |       |
| % - at Orlando, Fla.                    |                         |   |       |
| * - New South Conference game           |                         |   |       |
| ^ - New South Tourn., Tallahassee, Fla. |                         |   |       |

## 1990

Rec: 19-25 (6-6 NSWAC)

Head Coach: Janiece Holder

|     |                  |   |       |
|-----|------------------|---|-------|
| 3/6 | Eastern Michigan | L | 1-4   |
| 3/6 | Eastern Michigan | L | 2-14  |
| 3/8 | St. Augustine    | L | 3-14  |
| 3/8 | St. Augustine    | L | 11-17 |

# YEAR-BY-YEAR RESULTS

|      |                            |   |      |
|------|----------------------------|---|------|
| 3/10 | * Samford                  | W | 6-4  |
| 3/10 | * Samford                  | L | 4-8  |
| 3/14 | St. Thomas Aquinas         | W | 4-2  |
| 3/14 | St. Thomas Aquinas         | W | 5-0  |
| 3/16 | # vs. Rhode Island         | W | 5-4  |
| 3/16 | # at Florida State         | L | 2-3  |
| 3/16 | # vs. Adelphi              | L | 0-3  |
| 3/18 | # vs. Oklahoma State       | L | 6-7  |
| 3/18 | # vs. Louisiana-Lafayette  | L | 0-10 |
| 3/19 | USC Upstate                | L | 4-9  |
| 3/19 | USC Upstate                | L | 5-9  |
| 3/27 | % vs. St. Thomas Aquinas   | L | 0-10 |
| 3/27 | % vs. Hillsdale (Mich.)    | L | 1-2  |
| 4/3  | at USF                     | L | 4-5  |
| 4/3  | at USF                     | L | 0-9  |
| 4/6  | \$ vs. Tampa               | W | 5-3  |
| 4/6  | \$ vs. Troy                | W | 2-0  |
| 4/6  | \$ at West Florida         | W | 3-1  |
| 4/7  | \$ vs. Mississippi College | W | 6-1  |
| 4/7  | \$ vs. Mercer              | W | 12-9 |
| 4/7  | \$ vs. Mobile              | L | 3-4  |
| 4/7  | \$ vs. Pacific Lutheran    | L | 4-6  |
| 4/10 | * Florida A&M              | L | 5-6  |
| 4/10 | * Florida A&M              | L | 2-4  |
| 4/13 | Rollins                    | W | 11-1 |
| 4/13 | Rollins                    | W | 7-0  |
| 4/17 | * at Florida A&M           | W | 3-1  |
| 4/17 | * at Florida A&M           | W | 11-6 |
| 4/19 | Niagara                    | W | 2-1  |
| 4/19 | Niagara                    | L | 2-3  |
| 4/22 | * at Mercer                | W | 5-0  |
| 4/22 | * at Mercer                | W | 5-1  |
| 4/23 | * at Georgia State         | L | 0-3  |
| 4/23 | * at Georgia State         | W | 6-3  |
| 4/28 | * at Georgia Southern      | L | 2-3  |
| 4/28 | * at Georgia Southern      | L | 0-2  |
| 5/4  | ^ vs. Samford              | L | 1-2  |
| 5/4  | ^ vs. Florida A&M          | W | 11-1 |
| 5/5  | ^ vs. Mercer               | W | 13-4 |
| 5/5  | ^ vs. Samford              | L | 1-3  |

# FSU Tournament, Tallahassee, Fla.  
% at Orlando, Fla.  
\$ UWF Tournament, Pensacola, Fla.  
\* New South Conference game  
^ New South Tournament, Atlanta, Ga.

## 1991

Rec: 16-22 (10-3 NSWAC)  
Head Coach: Janiece Holder

|      |                |   |     |
|------|----------------|---|-----|
| 2/28 | Alma           | L | 1-2 |
| 2/28 | Alma           | L | 1-7 |
| 3/6  | Ball State     | L | 0-5 |
| 3/6  | Ball State     | L | 0-3 |
| 3/8  | ! vs. Virginia | L | 0-5 |

|      |                       |   |         |
|------|-----------------------|---|---------|
| 3/8  | ! vs. UNC Wilmington  | L | 3-7     |
| 3/8  | ! vs. Iowa            | L | 0-12    |
| 3/9  | ! vs. Ball State      | L | 1-4     |
| 3/9  | ! vs. Illinois State  | L | 0-15    |
| 3/10 | at Tampa              | L | 2-4     |
| 3/10 | at Tampa              | L | 1-6     |
| 3/14 | UMass-Dartmouth       | W | 2-0     |
| 3/14 | UMass-Dartmouth       | W | 4-2     |
| 3/16 | * at Georgia Southern | L | 3-8     |
| 3/16 | * at Georgia Southern | L | 0-2     |
| 3/18 | * Georgia State       | W | forfeit |
| 3/18 | * Georgia State       | W | forfeit |
| 3/19 | * Mercer              | W | 1-0     |
| 3/19 | * Mercer              | W | 3-0     |
| 3/21 | * Florida A&M         | W | 1-0     |
| 3/21 | * Florida A&M         | L | 0-1     |
| 3/23 | St. Thomas Aquinas    | W | 3-0     |
| 3/23 | St. Thomas Aquinas    | W | 4-2     |
| 3/25 | Bowling Green         | W | 3-1     |
| 3/25 | Bowling Green         | L | 3-4     |
| 4/3  | Trinity Christian     | W | 3-0     |
| 4/3  | Trinity Christian     | L | 3-5     |
| 4/5  | * Georgia Southern    | W | 7-3     |
| 4/5  | * Georgia Southern    | W | 2-0     |
| 4/12 | Tampa                 | L | 0-1     |
| 4/12 | Tampa                 | L | 4-5     |
| 4/16 | at USF                | L | 3-6     |
| 4/16 | at USF                | L | 0-1     |
| 5/1  | * Florida A&M         | W | 6-4     |
| 5/1  | * Florida A&M         | W | 6-1     |
| 5/3  | ^ Georgia State       | W | 1-0     |
| 5/4  | ^ Samford             | L | 2-3     |
| 5/4  | ^ Georgia Southern    | L | 3-6     |

! - USF Tournament, Tampa, Fla.  
\* - New South Conference game  
^ - New South Tournament, DeLand, Fla.

## 1992

Record: 24-21

Head Coach: Janiece Holder

|      |                      |   |      |
|------|----------------------|---|------|
| 2/15 | at USF               | L | 0-2  |
| 2/15 | at USF               | L | 0-10 |
| 2/16 | Bethune-Cookman      | W | 16-0 |
| 2/16 | Bethune-Cookman      | W | 17-0 |
| 2/26 | Alma                 | L | 0-5  |
| 2/26 | Alma                 | W | 5-3  |
| 2/28 | Valdosta State       | L | 3-5  |
| 2/28 | Valdosta State       | W | 8-1  |
| 2/29 | Saginaw Valley State | L | 1-12 |
| 2/29 | Saginaw Valley State | L | 2-4  |
| 3/9  | Iowa State           | L | 0-2  |
| 3/9  | Iowa State           | L | 0-3  |
| 3/11 | Bridgewater State    | W | 1-0  |
| 3/11 | Bridgewater State    | W | 5-1  |

|      |                     |   |      |
|------|---------------------|---|------|
| 3/14 | at Georgia Southern | L | 3-8  |
| 3/14 | at Georgia Southern | W | 4-2  |
| 3/17 | Yale                | W | 4-1  |
| 3/17 | Yale                | W | 6-2  |
| 3/24 | at North Florida    | W | 2-1  |
| 3/24 | at North Florida    | L | 4-14 |
| 3/26 | Bowling Green       | L | 1-10 |
| 3/26 | Bowling Green       | L | 0-2  |
| 3/27 | Bowling Green       | L | 2-5  |
| 3/27 | Bowling Green       | L | 0-4  |
| 4/1  | Trinity Christian   | W | 2-1  |
| 4/1  | Trinity Christian   | L | 1-6  |
| 4/3  | \$ at West Florida  | L | 3-4  |
| 4/3  | \$ vs. Miami (Fla.) | L | 4-7  |
| 4/3  | \$ vs. Mercer       | W | 4-0  |
| 4/4  | \$ vs. Tampa        | W | 8-0  |
| 4/4  | \$ vs. Troy         | W | 3-0  |
| 4/8  | at Bethune-Cookman  | W | 20-2 |
| 4/8  | at Bethune-Cookman  | W | 9-1  |
| 4/11 | at Eckerd           | W | 4-2  |
| 4/11 | at Eckerd           | L | 1-4  |
| 4/23 | North Florida       | L | 3-7  |
| 4/25 | at Mercer           | W | 1-0  |
| 4/25 | at Mercer           | W | 8-3  |
| 4/27 | at Georgia State    | W | 7-6  |
| 4/27 | at Georgia State    | W | 6-1  |
| 5/1  | ^ vs. Florida A&M   | W | 12-0 |
| 5/1  | ^ vs. Samford       | W | 3-1  |
| 5/1  | ^ vs. Georgia State | L | 1-3  |
| 5/2  | ^ vs. Samford       | W | 3-2  |
| 5/2  | ^ vs. Georgia State | L | 3-4  |

\$ - UWF Tournament- Pensacola, Fla.  
^ - TAAC Tournament, Macon, Ga.

## 1993

Record: 27-13

Head Coach: Janiece Holder

|      |                       |   |     |
|------|-----------------------|---|-----|
| 2/23 | Bethune-Cookman       | W | 9-1 |
| 2/23 | Bethune-Cookman       | W | 8-0 |
| 2/26 | \$ vs. West Georgia   | W | 5-2 |
| 2/26 | \$ vs. UNC Wilmington | W | 3-1 |
| 2/27 | \$ vs. Barry          | L | 4-6 |
| 2/27 | \$ at North Florida   | L | 1-6 |
| 3/1  | UNC Wilmington        | W | 6-1 |
| 3/1  | UNC Wilmington        | L | 1-4 |
| 3/3  | Campbell              | L | 0-1 |
| 3/3  | Campbell              | L | 5-7 |
| 3/6  | Robert Morris         | L | 1-2 |
| 3/6  | Robert Morris         | L | 2-4 |
| 3/9  | Bridgewater State     | L | 0-5 |
| 3/9  | Bridgewater State     | L | 2-4 |
| 3/12 | & vs. UNC Wilmington  | W | 2-1 |
| 3/12 | & vs. Francis Marion  | W | 2-1 |
| 3/12 | & vs. Gardner Webb    | W | 5-0 |

|      |                          |   |       |
|------|--------------------------|---|-------|
| 3/15 | at College of Charleston | W | 4-1   |
| 3/15 | at College of Charleston | W | 2-1   |
| 3/23 | Youngstown State         | W | 2-1   |
| 3/23 | Youngstown State         | L | 0-2   |
| 3/25 | Colgate                  | W | 2-0   |
| 3/25 | Colgate                  | W | 1-0   |
| 3/27 | Brown                    | W | 9-0   |
| 3/27 | Brown                    | W | 4-3   |
| 4/2  | at Webber International  | L | 3-4   |
| 4/2  | at Webber International  | W | 5-3   |
| 4/6  | at Bethune-Cookman       | W | 12-0  |
| 4/6  | at Bethune-Cookman       | W | 22-1  |
| 4/8  | Seton Hall               | W | 3-0   |
| 4/8  | Seton Hall               | W | 7-1   |
| 4/13 | Webber International     | W | 2-1   |
| 4/13 | Webber International     | W | 9-1   |
| 4/20 | North Florida            | W | 3-1   |
| 4/20 | North Florida            | W | 7-0 F |
| 4/30 | ^ vs. SE Louisiana       | W | 9-1   |
| 5/1  | ^ vs. Georgia State      | L | 0-1   |
| 5/1  | ^ vs. SE Louisiana       | W | 2-0   |
| 5/2  | ^ vs. Georgia State      | W | 3-2   |
| 5/2  | ^ vs. Georgia State      | L | 0-3   |

\$ - UNF Tournament, Jacksonville, Fla.  
& - UNCW Tournament, Wilmington, N.C.  
^ - TAAC Tournament, Shreveport, La.

## 1994

Rec: 28-24 (6-2 TAAC)

Head Coach: Rose Kalisak

|      |                         |   |      |
|------|-------------------------|---|------|
| 2/9  | Bethune-Cookman         | W | 13-0 |
| 2/9  | Bethune-Cookman         | W | 13-0 |
| 2/15 | at North Florida        | W | 6-1  |
| 2/15 | at North Florida        | L | 1-6  |
| 2/18 | * Mercer                | W | 4-3  |
| 2/18 | * Mercer                | W | 3-0  |
| 2/20 | Georgia Southern        | W | 2-1  |
| 2/20 | Georgia Southern        | W | 3-2  |
| 2/22 | at USF                  | L | 1-6  |
| 2/22 | at USF                  | L | 0-9  |
| 2/24 | St. John's              | W | 5-0  |
| 2/24 | St. John's              | L | 3-5  |
| 2/26 | at Florida State        | L | 0-7  |
| 2/26 | at Florida State        | L | 0-5  |
| 3/5  | at Florida A&M          | L | 1-2  |
| 3/5  | at Florida A&M          | L | 1-2  |
| 3/12 | * College of Charleston | W | 6-1  |
| 3/12 | * College of Charleston | W | 3-0  |
| 3/13 | Yale                    | L | 1-2  |
| 3/13 | Yale                    | L | 1-2  |
| 3/19 | % vs. Maine             | W | 6-1  |
| 3/19 | % vs. Rider             | W | 2-1  |
| 3/21 | Youngstown State        | W | 4-0  |
| 3/21 | Youngstown State        | W | 3-2  |

|      |                          |   |      |
|------|--------------------------|---|------|
| 3/25 | & vs. UNC Greensboro     | W | 2-0  |
| 3/25 | & vs. Charlotte          | W | 10-3 |
| 3/26 | & vs. Furman             | L | 1-4  |
| 3/26 | & vs. Akron              | L | 0-8  |
| 3/26 | & vs. East Carolina      | L | 1-5  |
| 3/29 | & vs. Bloomsburg (Pa.)   | L | 1-3  |
| 3/29 | & vs. Brown              | W | 6-0  |
| 3/31 | * at Mercer              | W | 1-0  |
| 3/31 | * at Mercer              | L | 1-3  |
| 4/1  | # vs. Canisius           | L | 1-3  |
| 4/1  | # vs. Georgia State      | L | 4-6  |
| 4/1  | # vs. UNC Wilmington     | W | 5-2  |
| 4/2  | # vs. Chattanooga        | W | 2-1  |
| 4/2  | # vs. Troy               | W | 4-3  |
| 4/2  | # vs. Canisius           | L | 2-3  |
| 4/5  | at Bethune-Cookman       | W | 13-1 |
| 4/5  | at Bethune-Cookman       | W | 14-4 |
| 4/9  | Florida A&M              | W | 4-0  |
| 4/9  | Florida A&M              | W | 6-5  |
| 4/16 | * at Coll. of Charleston | L | 2-4  |
| 4/16 | * at Coll. of Charleston | W | 4-1  |
| 4/20 | USF                      | L | 1-4  |
| 4/20 | USF                      | L | 0-8  |
| 4/27 | North Florida            | W | 1-0  |
| 4/27 | North Florida            | L | 4-5  |
| 4/29 | ^ Samford                | L | 1-2  |
| 4/29 | ^ Coll. of Charleston    | W | 3-0  |
| 4/29 | ^ Southeastern La.       | L | 2-3  |

% - at Ocoee, Fla.  
& - Winthrop Invitational, Rock Hill, S.C.  
# - Buzz Classic, Atlanta, Ga.  
\* - TAAC game  
^ - TAAC Tournament, DeLand, Fla.

## 1995

Rec: 27-28 (7-9 TAAC)

Head Coach: Rose Kalisak

|      |                       |   |      |
|------|-----------------------|---|------|
| 2/11 | at Florida A&M        | W | 10-0 |
| 2/12 | at #12 Florida State  | L | 0-8  |
| 2/12 | at #12 Florida State  | L | 0-2  |
| 2/18 | * at Florida Atlantic | W | 6-3  |
| 2/18 | * at Florida Atlantic | L | 1-9  |
| 2/22 | at Bethune-Cookman    | W | 6-0  |
| 2/22 | at Bethune-Cookman    | W | 14-0 |
| 2/23 | North Florida         | W | 5-0  |
| 2/23 | North Florida         | L | 0-1  |
| 2/25 | at Florida Southern   | L | 0-5  |
| 2/25 | at Florida Southern   | W | 4-3  |
| 2/27 | * Mercer              | L | 1-8  |
| 2/27 | * Mercer              | W | 3-0  |
| 2/28 | USF                   | L | 0-8  |
| 2/28 | USF                   | L | 0-2  |
| 3/2  | * at Mercer           | W | 1-0  |
| 3/2  | * at Mercer           | L | 0-4  |

# YEAR-BY-YEAR RESULTS

|                                    |                             |   |      |
|------------------------------------|-----------------------------|---|------|
| 3/4                                | + * vs. Campbell            | L | 0-6  |
| 3/4                                | + * vs. Campbell            | L | 0-1  |
| 3/5                                | + * vs. Coll. of Charleston | W | 5-2  |
| 3/9                                | % vs. UNC Greensboro        | L | 2-9  |
| 3/9                                | % vs. Detroit               | W | 4-1  |
| 3/11                               | % vs. UW-Green Bay          | W | 2-1  |
| 3/11                               | % vs. Maine                 | L | 0-3  |
| 3/13                               | & Canisius                  | W | 3-1  |
| 3/13                               | & Canisius                  | W | 1-0  |
| 3/14                               | & Charleston (W. Va.)       | W | 15-3 |
| 3/14                               | & Charleston (W. Va.)       | W | 14-5 |
| 3/15                               | & Tennessee Tech            | L | 0-4  |
| 3/15                               | & Tennessee Tech            | W | 3-1  |
| 3/15                               | & Charleston (W. Va.)       | L | 3-4  |
| 3/16                               | & TCNJ                      | L | 5-12 |
| 3/16                               | & Yale                      | L | 1-5  |
| 3/18                               | & Rutgers                   | L | 2-11 |
| 3/18                               | & Rutgers                   | L | 5-6  |
| 3/20                               | Dartmouth                   | W | 8-4  |
| 3/20                               | Dartmouth                   | W | 8-0  |
| 3/22                               | % vs. Middle Tenn. St.      | L | 0-1  |
| 3/22                               | % vs. Vermont               | L | 5-9  |
| 3/25                               | * Florida Atlantic          | L | 0-10 |
| 3/25                               | * Florida Atlantic          | W | 8-0  |
| 3/27                               | % vs. Drexel                | L | 0-1  |
| 3/27                               | % vs. Brown                 | W | 3-2  |
| 3/30                               | Harvard                     | W | 4-2  |
| 3/30                               | Harvard                     | L | 1-5  |
| 4/5                                | Bethune-Cookman             | W | 10-0 |
| 4/5                                | Bethune-Cookman             | W | 11-1 |
| 4/7                                | Florida A&M                 | W | 11-0 |
| 4/7                                | Florida A&M                 | W | 4-3  |
| 4/14                               | * Coll. of Charleston       | W | 6-1  |
| 4/14                               | * Coll. of Charleston       | L | 1-5  |
| 4/14                               | * Coll. of Charleston       | W | 5-4  |
| 4/15                               | * Campbell                  | L | 3-5  |
| 4/15                               | * Campbell                  | L | 0-11 |
| 4/19                               | at USF                      | L | 2-3  |
| 4/19                               | at USF                      | L | 0-3  |
| + - at Macon, Ga.                  |                             |   |      |
| % - at Ocoee, Fla.                 |                             |   |      |
| & - Lady 'D' Classic, DeLand, Fla. |                             |   |      |
| * - TAAC games                     |                             |   |      |
| <b>1996</b>                        |                             |   |      |
| <i>Rec: 29-25 (10-4 TAAC)</i>      |                             |   |      |
| <i>Head Coach: Rose Kalisak</i>    |                             |   |      |
| 2/16                               | * Campbell                  | W | 5-2  |
| 2/16                               | * Campbell                  | W | 6-0  |
| 2/18                               | * at Florida Atlantic       | W | 1-0  |
| 2/18                               | * at Florida Atlantic       | L | 0-8  |
| 2/20                               | Bethune-Cookman             | W | 4-2  |
| 2/21                               | Florida Southern            | L | 0-5  |
| 2/21                               | Florida Southern            | W | 4-2  |

|  |                          |   |      |
|--|--------------------------|---|------|
| 2/24                                   | at Florida State         | L | 0-1  |
| 2/24                                   | at Florida State         | L | 2-6  |
| 2/25                                   | at Florida A&M           | W | 7-2  |
| 2/25                                   | at Florida A&M           | L | 1-3  |
| 2/26                                   | * Mercer                 | W | 4-0  |
| 2/26                                   | * Mercer                 | W | 7-2  |
| 2/29                                   | #23 USF                  | L | 1-3  |
| 2/29                                   | #23 USF                  | L | 1-6  |
| 3/4                                    | Colgate                  | W | 3-0  |
| 3/4                                    | Colgate                  | W | 4-3  |
| 3/5                                    | * Coll. of Charleston    | W | 8-2  |
| 3/5                                    | * Coll. of Charleston    | W | 8-0  |
| 3/9                                    | Rider                    | W | 3-2  |
| 3/9                                    | Rider                    | W | 3-1  |
| 3/10                                   | Rutgers                  | L | 1-9  |
| 3/12                                   | Western Illinois         | W | 1-0  |
| 3/12                                   | Western Illinois         | W | 4-2  |
| 3/13                                   | Southern Illinois        | L | 4-8  |
| 3/13                                   | Southern Illinois        | L | 2-4  |
| 3/14                                   | Saint Louis              | W | 8-2  |
| 3/14                                   | Saint Louis              | L | 1-5  |
| 3/21                                   | Georgia Tech             | L | 0-5  |
| 3/21                                   | Georgia Tech             | W | 5-0  |
| 3/22                                   | Youngstown State         | W | 1-0  |
| 3/22                                   | Youngstown State         | L | 1-7  |
| 3/23                                   | % vs. Rhode Island       | W | 2-1  |
| 3/23                                   | % vs. Troy               | L | 0-1  |
| 3/25                                   | Brown                    | L | 0-1  |
| 3/25                                   | Brown                    | L | 5-14 |
| 3/29                                   | # vs. Georgia State      | W | 7-6  |
| 3/29                                   | # vs. Evansville         | L | 0-1  |
| 3/30                                   | # vs. Tennessee Tech     | L | 7-13 |
| 4/5                                    | * at Campbell            | L | 0-1  |
| 4/5                                    | * at Campbell            | L | 1-2  |
| 4/6                                    | * at Coll. of Charleston | W | 11-3 |
| 4/6                                    | * at Coll. of Charleston | W | 5-1  |
| 4/9                                    | Bethune-Cookman          | W | 6-1  |
| 4/12                                   | at #18 USF               | L | 1-10 |
| 4/12                                   | at #18 USF               | L | 0-5  |
| 4/13                                   | Florida A&M              | W | 4-1  |
| 4/13                                   | Florida A&M              | W | 5-3  |
| 4/17                                   | at Bethune-Cookman       | W | 6-1  |
| 4/17                                   | at Bethune-Cookman       | W | 13-0 |
| 4/18                                   | * Florida Atlantic       | W | 5-4  |
| 4/18                                   | * Florida Atlantic       | L | 2-5  |
| 4/25                                   | ^ vs. Centenary          | L | 2-3  |
| 4/26                                   | ^ vs. Jacksonville State | L | 0-3  |
| % - at Ocoee, Fla.                     |                          |   |      |
| # - Buzz Classic, Atlanta, Ga.         |                          |   |      |
| * - TAAC games                         |                          |   |      |
| ^ - TAAC Tournament, Buies Creek, N.C. |                          |   |      |

|                                       |                          |   |      |
|---------------------------------------|--------------------------|---|------|
| <b>1997</b>                           |                          |   |      |
| <i>Rec: 21-25 (10-6 TAAC)</i>         |                          |   |      |
| <i>Head Coach: Frank Griffin</i>      |                          |   |      |
| 2/8                                   | at Florida               | L | 0-8  |
| 2/8                                   | at Florida               | L | 2-3  |
| 2/16                                  | #12 USF                  | L | 1-3  |
| 2/16                                  | #12 USF                  | L | 5-7  |
| 2/18                                  | Florida Southern         | L | 0-2  |
| 2/18                                  | Florida Southern         | L | 1-3  |
| 2/21                                  | * Florida Atlantic       | L | 2-7  |
| 2/21                                  | * Florida Atlantic       | W | 2-1  |
| 2/23                                  | * Mercer                 | W | 3-0  |
| 2/23                                  | * Mercer                 | W | 2-1  |
| 2/25                                  | Bethune-Cookman          | W | 3-1  |
| 2/25                                  | Bethune-Cookman          | W | 3-2  |
| 3/1                                   | * Campbell               | L | 0-1  |
| 3/1                                   | * Campbell               | W | 8-0  |
| 3/4                                   | at Florida A&M           | W | 6-3  |
| 3/4                                   | at Florida A&M           | L | 8-10 |
| 3/5                                   | * at Mercer              | L | 0-1  |
| 3/5                                   | * at Mercer              | W | 5-2  |
| 3/8                                   | * Coll. of Charleston    | W | 9-0  |
| 3/8                                   | * Coll. of Charleston    | W | 7-0  |
| 3/15                                  | Penn State               | L | 0-4  |
| 3/15                                  | Penn State               | L | 0-2  |
| 3/16                                  | Cornell                  | W | 1-0  |
| 3/16                                  | Cornell                  | L | 1-7  |
| 3/22                                  | LSU                      | W | 2-1  |
| 3/22                                  | LSU                      | L | 1-2  |
| 3/23                                  | Youngstown State         | W | 3-2  |
| 3/23                                  | Youngstown State         | L | 4-9  |
| 3/25                                  | % vs. Drexel             | W | 5-2  |
| 3/25                                  | % vs. Brown              | W | 10-5 |
| 3/26                                  | % vs. UW-Green Bay       | L | 1-2  |
| 3/26                                  | % vs. Brown              | W | 6-4  |
| 3/29                                  | * at Campbell            | L | 0-3  |
| 3/29                                  | * at Campbell            | W | 6-3  |
| 4/5                                   | * at Florida Atlantic    | L | 0-1  |
| 4/5                                   | * at Florida Atlantic    | L | 3-13 |
| 4/10                                  | at Bethune-Cookman       | W | 7-1  |
| 4/10                                  | at Bethune-Cookman       | L | 5-6  |
| 4/12                                  | * at Coll. of Charleston | W | 9-0  |
| 4/12                                  | * at Coll. of Charleston | W | 8-0  |
| 4/16                                  | at #13 USF               | L | 0-1  |
| 4/16                                  | at #13 USF               | L | 0-6  |
| 4/19                                  | Florida A&M              | W | 2-1  |
| 4/19                                  | Florida A&M              | L | 0-4  |
| 4/24                                  | ^ vs. Georgia State      | L | 5-9  |
| 4/24                                  | ^ vs. Florida Atlantic   | L | 0-8  |
| % at Ocoee, Fla.                      |                          |   |      |
| * TAAC games                          |                          |   |      |
| ^ TAAC Tournament, Jacksonville, Ala. |                          |   |      |

|                                  |                          |   |      |
|----------------------------------|--------------------------|---|------|
| <b>1998</b>                      |                          |   |      |
| <i>Rec: 36-20 (10-8 TAAC)</i>    |                          |   |      |
| <i>Head Coach: Frank Griffin</i> |                          |   |      |
| 2/11                             | at Bethune-Cookman       | W | 8-0  |
| 2/11                             | at Bethune-Cookman       | W | 3-2  |
| 2/13                             | # vs. Northwestern       | L | 1-2  |
| 2/14                             | # vs. Centenary          | L | 0-1  |
| 2/14                             | # at Florida             | L | 0-3  |
| 2/15                             | # vs. #5 USF             | L | 0-3  |
| 2/21                             | * at Florida Atlantic    | L | 0-1  |
| 2/21                             | * at Florida Atlantic    | L | 3-6  |
| 2/22                             | * at FIU                 | W | 4-2  |
| 2/22                             | * at FIU                 | L | 0-1  |
| 2/26                             | Furman                   | W | 5-1  |
| 2/26                             | Furman                   | W | 1-0  |
| 3/2                              | * at Campbell            | W | 4-3  |
| 3/2                              | * at Campbell            | L | 3-4  |
| 3/4                              | at Charleston Southern   | W | 1-0  |
| 3/4                              | at Charleston Southern   | W | 6-2  |
| 3/7                              | * Coll. of Charleston    | W | 6-3  |
| 3/7                              | * Coll. of Charleston    | W | 6-1  |
| 3/9                              | * Campbell               | W | 8-2  |
| 3/9                              | * Campbell               | W | 6-0  |
| 3/10                             | Robert Morris            | W | 2-0  |
| 3/10                             | Robert Morris            | W | 3-2  |
| 3/12                             | * Mercer                 | W | 7-2  |
| 3/12                             | * Mercer                 | W | 5-0  |
| 3/16                             | Cornell                  | W | 4-2  |
| 3/16                             | Cornell                  | W | 7-3  |
| 3/17                             | West Va. Wesleyan        | L | 5-7  |
| 3/17                             | West Va. Wesleyan        | W | 5-0  |
| 3/18                             | Concord (W. Va.)         | W | 9-3  |
| 3/18                             | Concord (W. Va.)         | W | 11-2 |
| 3/21                             | Youngstown State         | W | 3-0  |
| 3/21                             | Youngstown State         | W | 2-0  |
| 3/22                             | % vs. UW-Green Bay       | W | 7-5  |
| 3/22                             | % vs. Dartmouth          | W | 6-0  |
| 3/26                             | Tennessee                | L | 0-5  |
| 3/26                             | Tennessee                | L | 0-6  |
| 3/27                             | Charleston Southern      | W | 8-3  |
| 3/27                             | Charleston Southern      | W | 11-0 |
| 3/28                             | * at Coll. of Charleston | L | 0-1  |
| 3/28                             | * at Coll. of Charleston | W | 2-1  |
| 4/4                              | Florida A&M              | W | 8-0  |
| 4/4                              | Florida A&M              | W | 5-1  |
| 4/7                              | at Bethune-Cookman       | W | 3-2  |
| 4/7                              | at Bethune-Cookman       | L | 0-2  |
| 4/10                             | * FIU                    | L | 1-2  |
| 4/10                             | * FIU                    | L | 3-7  |
| 4/15                             | at #5 USF                | L | 0-1  |
| 4/15                             | at #5 USF                | L | 0-3  |
| 4/18                             | * Florida Atlantic       | L | 0-6  |
| 4/18                             | * Florida Atlantic       | W | 8-4  |
| 4/24                             | Bethune-Cookman          | W | 6-1  |

|                                      |                       |   |     |
|--------------------------------------|-----------------------|---|-----|
| 4/24                                 | Bethune-Cookman       | W | 8-0 |
| 4/30                                 | ^ vs. Georgia State   | W | 2-1 |
| 4/30                                 | ^ vs. Troy            | W | 2-0 |
| 5/1                                  | ^ at Florida Atlantic | L | 1-3 |
| 5/1                                  | ^ vs. Georgia State   | L | 1-3 |
| # UF Tournament, Gainesville, Fla.   |                       |   |     |
| % at Ocoee, Fla.                     |                       |   |     |
| * TAAC games                         |                       |   |     |
| \$ TAAC Tournament, Boca Raton, Fla. |                       |   |     |

|                                  |                        |   |      |
|----------------------------------|------------------------|---|------|
| <b>1999</b>                      |                        |   |      |
| <i>Rec: 24-33 (5-7 TAAC)</i>     |                        |   |      |
| <i>Head Coach: Frank Griffin</i> |                        |   |      |
| 2/6                              | Bethune-Cookman        | W | 7-1  |
| 2/6                              | Bethune-Cookman        | W | 4-3  |
| 2/10                             | at Bethune-Cookman     | W | 7-0  |
| 2/10                             | at Bethune-Cookman     | W | 8-6  |
| 2/12                             | # vs. #11 DePaul       | L | 1-2  |
| 2/12                             | # vs. #11 DePaul       | L | 1-6  |
| 2/13                             | # vs. Centenary        | W | 1-0  |
| 2/13                             | # at #25 Florida       | L | 2-11 |
| 2/14                             | # vs. #11 USF          | L | 6-8  |
| 2/14                             | # at #25 Florida       | L | 0-1  |
| 2/20                             | Palm Beach Atlantic    | W | 15-0 |
| 2/20                             | Palm Beach Atlantic    | W | 21-2 |
| 2/26                             | & vs. Middle Tennessee | L | 1-6  |
| 2/26                             | & at Georgia Southern  | L | 2-10 |
| 2/27                             | & vs. Coastal Carolina | L | 0-1  |
| 2/27                             | & vs. Auburn           | L | 0-4  |
| 2/28                             | & vs. Coastal Carolina | L | 2-3  |
| 3/1                              | * at Mercer            | W | 8-4  |
| 3/1                              | * at Mercer            | W | 2-1  |
| 3/3                              | at Charleston Southern | L | 3-4  |
| 3/3                              | at Charleston Southern | W | 8-1  |
| 3/4                              | at Coll. of Charleston | L | 0-2  |
| 3/4                              | at Coll. of Charleston | L | 0-2  |
| 3/6                              | % vs. Pennsylvania     | L | 1-2  |
| 3/6                              | % vs. Villanova        | L | 1-8  |
| 3/7                              | Toledo                 | L | 1-2  |
| 3/7                              | Toledo                 | W | 5-3  |
| 3/13                             | Gardner-Webb           | W | 10-2 |
| 3/13                             | Gardner-Webb           | W | 9-0  |
| 3/15                             | Georgia Southern       | L | 0-7  |
| 3/15                             | Georgia Southern       | W | 2-1  |
| 3/17                             | #20 New Mexico         | L | 0-2  |
| 3/17                             | #20 New Mexico         | L | 0-3  |
| 3/20                             | Youngstown State       | W | 5-4  |
| 3/20                             | Youngstown State       | W | 9-3  |
| 3/21                             | Cornell                | L | 1-2  |
| 3/21                             | Cornell                | W | 3-1  |
| 3/24                             | Charleston Southern    | L | 2-4  |
| 3/24                             | Charleston Southern    | L | 0-1  |
| 3/26                             | Elon                   | W | 3-0  |
| 3/26                             | Elon                   | L | 2-3  |

# YEAR-BY-YEAR RESULTS

|      |                       |   |     |
|------|-----------------------|---|-----|
| 4/2  | * at Florida Atlantic | L | 4-9 |
| 4/2  | * at Florida Atlantic | L | 1-6 |
| 4/11 | * Mercer              | W | 4-3 |
| 4/11 | * Mercer              | W | 5-2 |
| 4/13 | Bethune-Cookman       | W | 6-1 |
| 4/13 | Bethune-Cookman       | W | 2-1 |
| 4/18 | * Florida Atlantic    | L | 0-5 |
| 4/18 | * Florida Atlantic    | L | 1-9 |
| 4/19 | * Campbell            | L | 1-3 |
| 4/19 | * Campbell            | W | 6-5 |
| 4/20 | #18 USF               | L | 2-3 |
| 4/20 | #18 USF               | L | 0-1 |
| 4/21 | Florida               | L | 1-2 |
| 4/21 | Florida               | W | 4-2 |
| 4/26 | * at Campbell         | L | 1-4 |
| 4/26 | * at Campbell         | L | 1-2 |

# - University Centre Inv., Gainesville, Fla.  
& - Ga. Southern Inv., Statesboro, Ga.  
% - Rebel Games, Ocoee, Fla.  
\* - TAAC games

## 2000

*Record: 38-20 (6-8 TAAC)  
Head Coach: Frank Griffin*

|      |                           |   |      |
|------|---------------------------|---|------|
| 2/11 | # vs. USF                 | W | 1-0  |
| 2/11 | # at Florida              | L | 2-3  |
| 2/12 | # vs. USF                 | L | 2-9  |
| 2/12 | # vs. Coastal Carolina    | W | 6-1  |
| 2/13 | # vs. Coastal Carolina    | W | 2-1  |
| 2/13 | # at Florida              | L | 1-6  |
| 2/16 | at Bethune-Cookman        | W | 4-2  |
| 2/16 | at Bethune-Cookman        | L | 2-4  |
| 2/20 | Florida State             | L | 0-2  |
| 2/20 | Florida State             | L | 2-8  |
| 2/24 | Oakland                   | W | 7-4  |
| 2/24 | Oakland                   | W | 8-0  |
| 2/26 | & vs. Wright State        | W | 4-3  |
| 2/26 | & vs. Winthrop            | W | 9-0  |
| 2/26 | & vs. Charleston Southern | W | 7-0  |
| 2/27 | & at Coll. of Charleston  | W | 1-0  |
| 2/27 | & vs. St. Francis         | L | 2-4  |
| 2/28 | * at Mercer               | L | 2-3  |
| 2/28 | * at Mercer               | W | 3-1  |
| 3/1  | * at Georgia State        | W | 1-0  |
| 3/1  | * at Georgia State        | L | 0-6  |
| 3/5  | % vs. Indiana State       | W | 9-1  |
| 3/5  | % vs. Detroit             | W | 4-3  |
| 3/9  | Siena                     | W | 2-0  |
| 3/9  | Siena                     | W | 10-1 |
| 3/11 | Bowling Green             | L | 0-2  |
| 3/11 | Bowling Green             | W | 3-0  |
| 3/12 | Yale                      | W | 5-0  |
| 3/12 | Yale                      | W | 3-0  |
| 3/14 | Georgia Southern          | W | 1-0  |

|      |                           |   |      |
|------|---------------------------|---|------|
| 3/14 | Georgia Southern          | W | 6-1  |
| 3/18 | Youngstown State          | W | 12-0 |
| 3/18 | Youngstown State          | W | 3-2  |
| 3/19 | Cornell                   | W | 5-0  |
| 3/19 | Cornell                   | L | 0-3  |
| 3/22 | Charleston Southern       | W | 2-1  |
| 3/22 | Charleston Southern       | W | 10-2 |
| 3/24 | Millersville (Pa.)        | W | 12-1 |
| 3/24 | Millersville (Pa.)        | W | 7-1  |
| 3/25 | * Jacksonville State      | L | 2-7  |
| 3/25 | * Jacksonville State      | L | 5-7  |
| 4/1  | * Samford                 | W | 3-1  |
| 4/1  | * Samford                 | L | 4-5  |
| 4/11 | Bethune-Cookman           | W | 5-1  |
| 4/11 | Bethune-Cookman           | W | 4-1  |
| 4/15 | * at Troy                 | L | 0-1  |
| 4/15 | * at Troy                 | W | 9-3  |
| 4/19 | * #23 Florida Atlantic    | L | 0-2  |
| 4/19 | * #23 Florida Atlantic    | L | 1-2  |
| 4/21 | * at Campbell             | W | 4-1  |
| 4/21 | * at Campbell             | W | 2-1  |
| 4/26 | at USF                    | W | 8-0  |
| 4/26 | at USF                    | L | 2-3  |
| 5/4  | ^ vs. Jacksonville State  | W | 1-0  |
| 5/4  | ^ vs. Georgia State       | W | 1-0  |
| 5/5  | ^ at #22 Florida Atlantic | L | 1-2  |
| 5/5  | ^ vs. Jacksonville State  | W | 4-3  |
| 5/6  | ^ at #22 Florida Atlantic | L | 0-2  |

\$ University Centre Inv'l, Gainesville, Fla.  
& - Cougar Classic, Mt. Pleasant, S.C.  
% - RSG, Kissimmee, Fla.  
\* - TAAC games  
^ TAAC Tournament, Boca Raton, Fla.

## 2001

*Rec: 29-24 (9-5 TAAC)  
Head Coach: Frank Griffin*

|      |                           |   |      |
|------|---------------------------|---|------|
| 2/2  | Bethune-Cookman           | L | 3-5  |
| 2/2  | Bethune-Cookman           | L | 1-3  |
| 2/6  | Hawai'i                   | L | 0-4  |
| 2/6  | Hawai'i                   | L | 0-5  |
| 2/9  | \$ vs. SE Louisiana       | L | 1-2  |
| 2/9  | \$ vs. USF                | L | 0-2  |
| 2/10 | \$ vs. Florida            | L | 0-4  |
| 2/10 | \$ at Florida             | L | 0-5  |
| 2/11 | \$ vs. SE Louisiana       | L | 4-8  |
| 2/17 | * Campbell                | W | 10-0 |
| 2/17 | * Campbell                | W | 2-1  |
| 2/23 | % at Coll. of Charleston  | W | 5-1  |
| 2/23 | % vs. Wright State        | L | 5-6  |
| 2/24 | % vs. Appalachian State   | W | 5-4  |
| 2/24 | % vs. Charleston Southern | W | 10-2 |
| 2/25 | % vs. Mercer              | W | 3-2  |

|      |                           |   |     |
|------|---------------------------|---|-----|
| 3/8  | + vs. #25 Pacific         | W | 5-2 |
| 3/9  | + vs. Loyola Marymount    | L | 0-8 |
| 3/9  | + vs. Winthrop            | L | 1-2 |
| 3/10 | + vs. Western Illinois    | L | 1-4 |
| 3/10 | + at Hawai'i              | L | 0-1 |
| 3/11 | + vs. Loyola Marymount    | L | 2-4 |
| 3/18 | Cornell                   | W | 2-0 |
| 3/20 | @ vs. Army                | W | 8-1 |
| 3/20 | @ vs. Central Connecticut | W | 5-1 |
| 3/21 | Maine                     | W | 2-1 |
| 3/21 | Maine                     | W | 3-1 |
| 3/23 | & vs. Coastal Carolina    | W | 5-1 |
| 3/24 | & vs. UT-Martin           | W | 7-0 |
| 3/24 | & at Georgia Tech         | W | 2-1 |
| 3/25 | & vs. Harvard             | L | 3-6 |
| 3/27 | * Troy                    | W | 1-0 |
| 3/27 | * Troy                    | W | 5-3 |
| 4/3  | at Bethune-Cookman        | W | 6-2 |
| 4/3  | at Bethune-Cookman        | W | 7-5 |
| 4/6  | * at Samford              | L | 3-4 |
| 4/6  | * at Samford              | L | 1-3 |
| 4/7  | * at Jacksonville State   | W | 5-1 |
| 4/7  | * at Jacksonville State   | L | 0-2 |
| 4/13 | * Georgia State           | W | 2-1 |
| 4/13 | * Georgia State           | L | 2-7 |
| 4/16 | Webber International      | W | 3-1 |
| 4/16 | Webber International      | W | 3-2 |
| 4/18 | USF                       | W | 1-0 |
| 4/18 | USF                       | L | 1-2 |
| 4/21 | * Mercer                  | W | 4-0 |
| 4/21 | * Mercer                  | W | 8-0 |
| 4/24 | * at Florida Atlantic     | W | 6-1 |
| 4/24 | * at Florida Atlantic     | L | 0-2 |
| 4/28 | at Webber International   | W | 3-0 |
| 4/28 | at Webber International   | W | 9-3 |
| 5/3  | # vs. Georgia State       | L | 2-5 |
| 5/4  | # vs. Florida Atlantic    | L | 0-1 |

\$ - GRU Classic, Gainesville, Fla.  
% - Cougar Classic, Charleston, S.C.  
+ - Malahini Classic, Honolulu, Hawai'i  
@ - Rebel Games, Kissimmee, Fla.  
& - Buzz Classic, Atlanta, Ga.  
\* - TAAC games  
# - TAAC Tournament, Boca Raton, Fla.

## 2002

*Record: 45-14 (12-6 A-Sun)  
Head Coach: Frank Griffin*

|     |                         |   |     |
|-----|-------------------------|---|-----|
| 2/2 | at Webber International | W | 7-3 |
| 2/2 | at Webber International | W | 9-1 |
| 2/5 | at Bethune-Cookman      | L | 0-1 |
| 2/5 | at Bethune-Cookman      | W | 4-3 |
| 2/8 | ! vs. Florida A&M       | W | 3-1 |
| 2/8 | ! vs. Tennessee         | L | 0-2 |

|      |                           |   |      |
|------|---------------------------|---|------|
| 2/9  | ! vs. Marshall            | W | 2-1  |
| 2/9  | ! vs. Georgia             | L | 0-7  |
| 2/10 | ! vs. Tennessee           | L | 0-2  |
| 2/16 | Webber International      | W | 8-0  |
| 2/16 | Webber International      | W | 6-1  |
| 2/18 | Hofstra                   | W | 10-5 |
| 2/22 | % vs. Wright State        | W | 6-1  |
| 2/22 | % vs. Coll. of Charleston | W | 3-1  |
| 2/23 | % vs. Wright State        | W | 4-1  |
| 2/23 | % vs. Coll. of Charleston | W | 4-0  |
| 3/2  | Fairfield                 | W | 3-0  |
| 3/2  | Fairfield                 | W | 5-1  |
| 3/5  | * at Belmont              | W | 9-0  |
| 3/5  | * at Belmont              | W | 2-0  |
| 3/10 | Youngstown State          | W | 8-0  |
| 3/10 | Youngstown State          | W | 9-1  |
| 3/11 | Butler                    | W | 8-0  |
| 3/11 | Maine                     | W | 7-1  |
| 3/13 | Toledo                    | W | 10-0 |
| 3/13 | Penn                      | W | 3-0  |
| 3/15 | Colorado State            | W | 2-0  |
| 3/15 | Colorado State            | W | 8-0  |
| 3/16 | Yale                      | W | 6-2  |
| 3/16 | Yale                      | W | 7-1  |
| 3/17 | Cornell                   | W | 10-7 |
| 3/17 | Cornell                   | W | 4-0  |
| 3/20 | @ vs. Colgate             | W | 8-2  |
| 3/20 | @ vs. Green Bay           | W | 8-0  |
| 3/23 | @ vs. Army                | W | 7-1  |
| 3/23 | @ vs. Dartmouth           | W | 1-0  |
| 3/24 | @ vs. Green Bay           | W | 5-2  |
| 3/24 | @ vs. Towson              | L | 1-2  |
| 3/27 | * Samford                 | W | 4-3  |
| 3/27 | * Samford                 | W | 7-0  |
| 3/29 | * at Campbell             | W | 3-2  |
| 3/29 | * at Campbell             | W | 6-0  |
| 4/5  | * at Georgia State        | L | 0-2  |
| 4/5  | * at Georgia State        | W | 3-2  |
| 4/9  | Bethune-Cookman           | W | 1-0  |
| 4/9  | Bethune-Cookman           | W | 2-1  |
| 4/13 | * at Troy                 | W | 3-0  |
| 4/13 | * at Troy                 | L | 0-1  |
| 4/17 | at USF                    | L | 0-4  |
| 4/21 | * at Mercer               | W | 9-0  |
| 4/21 | * at Mercer               | W | 4-0  |
| 4/23 | * #10 Florida Atlantic    | L | 0-7  |
| 4/23 | * #10 Florida Atlantic    | L | 2-6  |
| 4/27 | * Jacksonville State      | W | 4-2  |
| 4/27 | * Jacksonville State      | L | 1-5  |
| 5/1  | * UCF                     | L | 2-5  |
| 5/1  | * UCF                     | W | 5-3  |
| 5/9  | & vs. UCF                 | L | 0-3  |
| 5/9  | & at #12 Florida Atlantic | L | 0-1  |

! - UCF Tournament, St. Augustine, Fla.

% - Cougar Classic, Charleston, S.C.  
@ - RSG, Kissimmee, Fla.  
\* - A-Sun games  
& - A-Sun Tournament, Boca Raton, Fla.

## 2003

*Record: 36-14 (14-6 A-Sun)  
Head Coach: Frank Griffin*

|      |                         |   |      |
|------|-------------------------|---|------|
| 2/1  | at Webber International | L | 3-4  |
| 2/1  | at Webber International | W | 3-0  |
| 2/4  | at Bethune-Cookman      | W | 5-0  |
| 2/4  | at Bethune-Cookman      | W | 6-3  |
| 2/7  | ! vs. UMKC              | W | 7-2  |
| 2/7  | ! vs. Tennessee         | L | 1-2  |
| 2/8  | ! vs. Evansville        | W | 6-0  |
| 2/8  | ! vs. Evansville        | L | 0-6  |
| 2/15 | Webber International    | W | 8-0  |
| 2/15 | Webber International    | W | 9-0  |
| 2/26 | Oakland                 | W | 2-1  |
| 2/26 | Oakland                 | W | 4-3  |
| 3/1  | * Gardner-Webb          | W | 6-0  |
| 3/1  | * Gardner-Webb          | W | 3-0  |
| 3/12 | Yale                    | W | 4-1  |
| 3/12 | Yale                    | W | 2-1  |
| 3/15 | Miami (Ohio)            | W | 6-1  |
| 3/15 | Miami (Ohio)            | W | 2-1  |
| 3/16 | Cornell                 | W | 6-1  |
| 3/16 | Cornell                 | W | 4-2  |
| 3/18 | Liberty                 | W | 1-0  |
| 3/18 | Liberty                 | W | 7-0  |
| 3/22 | Green Bay               | W | 1-0  |
| 3/22 | Green Bay               | W | 8-0  |
| 3/26 | % vs. Wright State      | W | 3-0  |
| 3/26 | % vs. San Jose State    | L | 0-1  |
| 3/29 | * Campbell              | W | 2-1  |
| 3/29 | * Campbell              | W | 10-2 |
| 4/2  | * at Jacksonville       | W | 5-0  |
| 4/2  | * at Jacksonville       | L | 2-4  |
| 4/4  | * Mercer                | L | 1-13 |
| 4/4  | * Mercer                | W | 4-2  |
| 4/6  | * Troy                  | W | 1-0  |
| 4/6  | * Troy                  | W | 3-2  |
| 4/11 | * at Samford            | W | 5-3  |
| 4/11 | * at Samford            | L | 0-2  |
| 4/13 | * at Jacksonville State | L | 0-4  |
| 4/13 | * at Jacksonville State | L | 0-2  |
| 4/17 | * Belmont               | W | 4-0  |
| 4/17 | * Belmont               | W | 5-0  |
| 4/22 | * at Florida Atlantic   | W | 1-0  |
| 4/22 | * at Florida Atlantic   | L | 1-2  |
| 4/24 | #25 USF                 | L | 0-4  |
| 4/24 | #25 USF                 | L | 3-4  |
| 4/26 | * Georgia State         | W | 2-0  |
| 4/26 | * Georgia State         | W | 2-0  |

# YEAR-BY-YEAR RESULTS

4/28 Bethune-Cookman W 1-0  
 4/28 Bethune-Cookman W 5-4  
 5/8 & vs. UCF L 5-8  
 5/8 & vs. Florida Atlantic L 3-4  
 ! - UCF Tournament, St. Augustine, Fla.  
 % - Rebel Games, Kissimmee, Fla.  
 \* - A-Sun games  
 & - A-Sun Tournament, Troy, Ala.

## 2004

*Record: 45-17 (14-6 A-Sun)*

*Head Coach: Frank Griffin*

2/5 Florida Gulf Coast W 6-0  
 2/5 Florida Gulf Coast W 7-2  
 2/6 ! vs. Marshall W 7-3  
 2/6 ! vs. McNeese State W 3-2  
 2/7 ! vs. Boston College W 3-1  
 2/7 ! vs. #24 Southern Illinois L 0-5  
 2/8 ! vs. Jacksonville W 13-1  
 2/8 ! vs. UCF W 8-6  
 2/28 St. John's W 8-5  
 2/29 St. John's W 2-1  
 2/29 St. John's W 3-1  
 3/1 # vs. Detroit W 2-1  
 3/1 # vs. La Salle W 1-0  
 3/6 # vs. Loyola Chicago L 2-5  
 3/6 # vs. St. Bonaventure W 10-2  
 3/7 Youngstown State W 2-0  
 3/7 Youngstown State W 4-1  
 3/11 Glenville State W 11-1  
 3/11 Glenville State W 8-0  
 3/14 \* Lipscomb W 2-0  
 3/14 \* Lipscomb W 6-1  
 3/16 Yale W 12-4  
 3/16 Yale W 2-0  
 3/17 Radford W 8-1  
 3/17 Radford W 5-0  
 3/21 Elon W 7-0  
 3/21 Elon L 1-2  
 3/22 Wright State W 7-3  
 3/22 Wright State W 13-5  
 3/24 Wright State W 8-0  
 3/25 Drexel W 9-1  
 3/25 Drexel W 8-2  
 3/26 Drexel L 2-6  
 3/26 Cornell L 1-3  
 3/31 at Bethune-Cookman W 3-1  
 3/31 at Bethune-Cookman L 2-3  
 4/3 \* at Georgia State W 1-0  
 4/3 \* at Georgia State W 7-2  
 4/4 \* at Mercer L 3-4  
 4/4 \* at Mercer W 1-0  
 4/8 \* Belmont W 1-0  
 4/8 \* Belmont W 7-1

4/10 \* Jacksonville W 4-2  
 4/10 \* Jacksonville W 3-2  
 4/17 \* at Gardner-Webb L 0-1  
 4/17 \* at Gardner-Webb W 3-2  
 4/19 \* at Campbell L 1-2  
 4/19 \* at Campbell W 2-1  
 4/21 \* Florida Atlantic W 3-1  
 4/21 \* Florida Atlantic L 3-5  
 4/23 Bethune-Cookman L 3-4  
 4/23 Bethune-Cookman W 5-4  
 4/25 \* Troy W 7-0  
 4/25 \* Troy W 1-0  
 4/29 \* at UCF L 3-4  
 4/29 \* at UCF L 1-2  
 5/9 at #17 USF L 1-4  
 5/9 at #17 USF L 3-4  
 5/13 & vs. Troy L 0-1  
 5/13 & at Florida Atlantic W 3-2  
 5/14 & vs. Mercer W 8-0  
 5/15 & vs. UCF L 1-2  
 ! - UCF Tournament, St. Augustine, Fla.  
 % - RSG, Kissimmee, Fla.  
 \* - A-Sun games  
 & - A-Sun Tournament, Boca Raton, Fla.

## 2005

*Record: 35-20 (13-7 A-Sun)*

*Head Coach: Frank Griffin*

2/5 Webber International W 8-3  
 2/5 Glenville State W 9-0  
 2/6 Glenville State W 13-1  
 2/6 Webber International W 10-0  
 2/9 at Bethune-Cookman L 0-8  
 2/9 at Bethune-Cookman W 7-5  
 2/12 Virginia Tech L 1-5  
 2/12 Iowa W 6-2  
 2/13 Iowa L 0-3  
 2/13 Virginia Tech L 1-2  
 2/19 Bethune-Cookman W 4-3  
 2/19 Bethune-Cookman W 13-7  
 2/26 Furman W 1-0  
 2/26 Furman L 1-2  
 3/4 Maine W 9-0  
 3/4 St. Bonaventure W 11-3  
 3/5 Jacksonville State W 3-2  
 3/5 Maine W 5-3  
 3/6 Jacksonville State W 2-0  
 3/11 Virginia Tech L 4-7  
 3/11 Bethune-Cookman L 0-4  
 3/12 Michigan State W 5-1  
 3/12 Virginia Tech L 5-6  
 3/13 Bethune-Cookman L 0-2  
 3/19 Alabama A&M W 11-0  
 3/19 Iona L 6-7

3/20 Iona W 5-0  
 3/20 Cornell W 5-0  
 3/22 #19 Georgia Tech L 0-5  
 3/23 Fordham W 1-0  
 3/23 Fordham W 4-2  
 3/24 \* Gardner-Webb W 3-0  
 3/24 \* Gardner-Webb W 8-4  
 3/28 \* Campbell W 6-0  
 3/28 \* Campbell L 1-3  
 4/3 \* at Troy L 0-1  
 4/3 \* at Troy L 0-3  
 4/6 USF W 2-0  
 4/6 USF W 8-7  
 4/8 \* Georgia State W 5-1  
 4/8 \* Georgia State W 2-0  
 4/10 \* Mercer W 5-4  
 4/10 \* Mercer W 11-1  
 4/15 \* at Lipscomb L 1-4  
 4/15 \* at Lipscomb L 8-9  
 4/17 \* at Belmont W 14-3  
 4/17 \* at Belmont W 12-1  
 4/20 \* at Jacksonville W 7-3  
 4/20 \* at Jacksonville L 0-1  
 4/23 \* at Florida Atlantic W 3-2  
 4/23 \* at Florida Atlantic W 3-1  
 5/6 \* UCF L 1-5  
 5/6 \* UCF W 6-5  
 5/12 ! at Florida Atlantic L 0-4  
 5/12 ! vs. Jacksonville L 2-4  
 \* - A-Sun games  
 ! - A-Sun Tournament, Boca Raton, Fla.

## 2006

*Record: 45-16 (16-4 A-Sun)*

*Head Coach: Frank Griffin*

2/10 Charleston Southern W 8-0  
 2/10 Northern Iowa W 7-5  
 2/12 #14 DePaul W 4-1  
 2/18 UCF L 1-3  
 2/18 Ohio State W 2-0  
 2/19 Ohio State L 2-5  
 2/19 UCF W 5-2  
 2/24 Marist W 9-0  
 2/24 Winthrop W 7-0  
 2/25 Samford W 4-0  
 2/25 Western Michigan W 3-2  
 2/28 Western Michigan W 5-0  
 2/28 Western Michigan L 1-4  
 3/4 St. John's W 5-0  
 3/4 St. John's W 8-7  
 3/5 St. John's W 11-1  
 3/7 Central Michigan W 6-0  
 3/11 Canisius W 9-3  
 3/11 Florida W 2-0

3/12 Iowa State W 1-0  
 3/12 Canisius L 1-2  
 3/14 Western Illinois W 2-0  
 3/14 Western Illinois W 3-1  
 3/15 Indiana W 2-1  
 3/16 Liberty L 2-4  
 3/17 Georgia Southern L 1-6  
 3/17 Boston U. W 10-2  
 3/18 Georgia Southern L 0-1  
 3/19 Cornell W 8-0  
 3/19 Cornell W 5-0  
 3/21 Central Connecticut W 8-0  
 3/21 Central Connecticut W 6-1  
 3/24 \* Belmont W 9-3  
 3/24 \* Belmont W 8-0  
 3/26 \* Lipscomb W 4-0  
 3/26 \* Lipscomb W 4-1  
 4/5 at USF L 0-9  
 4/5 at USF L 0-5  
 4/8 \* Florida Atlantic W 2-1  
 4/8 \* Florida Atlantic W 4-3  
 4/13 \* at Mercer W 2-0  
 4/13 \* at Mercer L 0-1  
 4/15 \* at Kennesaw State W 6-5  
 4/15 \* at Kennesaw State L 0-8  
 4/20 \* at Campbell W 4-0  
 4/20 \* at Campbell W 2-1  
 4/22 \* at Gardner-Webb W 2-0  
 4/22 \* at Gardner-Webb W 1-0  
 4/23 \* at ETSU L 1-4  
 4/23 \* at ETSU L 4-7  
 5/4 \* North Florida W 5-1  
 5/4 \* North Florida W 5-0  
 5/6 \* Jacksonville W 3-0  
 5/6 \* Jacksonville W 7-1  
 5/9 \* at Florida L 0-1  
 5/11 & vs. Gardner-Webb W 2-0  
 5/11 & vs. Mercer W 6-1  
 5/12 & at Florida Atlantic L 0-5  
 5/12 & vs. ETSU W 5-2  
 5/13 & at Florida Atlantic W 11-3  
 5/13 & at Florida Atlantic L 4-8  
 \* - A-Sun games  
 & - A-Sun Tournament, Boca Raton, Fla.

## 2007

*Record: 44-22 (13-5 A-Sun)*

*Head Coach: Frank Griffin*

*A-Sun Tournament Champions*  
*NCAA Regionals*

2/9 Howard W 6-0  
 2/9 Marist W 4-0  
 2/10 Iowa W 5-3  
 2/10 Howard W 5-3

2/11 Iowa L 1-4  
 2/21 Albany W 5-0  
 2/21 Albany L 2-6  
 2/28 at UCF W 3-2  
 3/2 ! vs. Villanova W 3-0  
 3/4 ! vs. South Alabama L 2-7  
 3/4 ! vs. Holy Cross W 3-1  
 3/4 ! vs. Virginia Tech L 0-3  
 3/9 Mount St. Mary's W 1-0  
 3/9 Temple W 8-1  
 3/10 Bethune-Cookman W 6-0  
 3/10 North Florida W 2-1  
 3/11 Temple W 6-5  
 3/11 Bethune-Cookman W 7-2  
 3/15 Maine W 5-1  
 3/15 Wisconsin L 0-1  
 3/16 Elon L 3-4  
 3/16 Syracuse W 3-1  
 3/17 Elon W 8-0  
 3/17 Syracuse L 1-4  
 3/18 Cornell W 11-3  
 3/20 Princeton L 0-2  
 3/20 Princeton W 4-1  
 3/21 \* Lipscomb L 3-4  
 3/21 \* Lipscomb W 7-3  
 3/22 Dartmouth W 7-1  
 3/22 Dartmouth W 7-1  
 3/23 Cornell W 3-2  
 3/24 Princeton W 5-3  
 3/24 Cornell W 9-4  
 3/25 Lipscomb L 1-7  
 3/25 Kent State L 1-2  
 3/27 USF W 2-1  
 3/27 USF L 0-1  
 3/29 at Bethune-Cookman W 6-5  
 3/31 \* Gardner-Webb L 0-1  
 3/31 \* Gardner-Webb W 3-1  
 4/1 \* ETSU W 5-2  
 4/2 \* ETSU W 5-0  
 4/5 UCF L 0-1  
 4/6 \* at Kennesaw State L 0-2  
 4/6 \* at Kennesaw State L 3-6  
 4/7 \* at Mercer W 7-3  
 4/7 \* at Mercer W 6-1  
 4/14 \* Campbell W 1-0  
 4/14 \* Campbell W 4-0  
 4/19 Florida Atlantic L 4-6  
 4/21 \* Belmont W 9-1  
 4/21 \* Belmont W 4-3  
 5/3 \* at Jacksonville W 6-0  
 5/3 \* at Jacksonville W 6-1  
 5/5 \* at North Florida W 13-5  
 5/5 \* at North Florida L 0-1  
 5/7 at Florida Atlantic L 5-6

# YEAR-BY-YEAR RESULTS

|                                      |                  |   |     |
|--------------------------------------|------------------|---|-----|
| 5/10                                 | & Mercer         | W | 5-1 |
| 5/10                                 | & Lipscomb       | W | 4-0 |
| 5/11                                 | & Gardner-Webb   | L | 2-3 |
| 5/11                                 | & Campbell       | W | 2-0 |
| 5/12                                 | & Gardner-Webb   | W | 3-0 |
| 5/12                                 | & Gardner-Webb   | W | 6-4 |
| 5/18                                 | + at #18 Florida | L | 0-7 |
| 5/19                                 | + vs. #19 Texas  | L | 0-2 |
| ! - UCF Tournament, Orlando, Fla.    |                  |   |     |
| * - A-Sun games                      |                  |   |     |
| & - A-Sun Tournament, DeLand, Fla.   |                  |   |     |
| + - NCAA Regional, Gainesville, Fla. |                  |   |     |

## 2008

*Record: 43-24 (13-8 A-Sun)*

*Head Coach: Frank Griffin*

|      |                           |   |      |
|------|---------------------------|---|------|
| 2/8  | Detroit                   | W | 8-0  |
| 2/8  | Marist                    | W | 7-2  |
| 2/9  | Detroit                   | W | 2-1  |
| 2/9  | #22 Ohio State            | L | 2-5  |
| 2/10 | #22 Ohio State            | L | 5-6  |
| 2/15 | ! vs. North Carolina      | L | 0-3  |
| 2/15 | ! vs. Coll. of Charleston | W | 8-6  |
| 2/16 | ! vs. Coll. of Charleston | W | 6-0  |
| 2/16 | ! vs. ETSU                | W | 7-3  |
| 2/17 | ! at #10 Florida          | L | 0-8  |
| 2/20 | UCF                       | L | 0-6  |
| 2/22 | Bethune-Cookman           | W | 3-2  |
| 2/22 | Bethune-Cookman           | W | 15-1 |
| 2/23 | Alabama State             | W | 8-0  |
| 2/23 | South Alabama             | L | 1-2  |
| 2/24 | Alabama State             | W | 9-0  |
| 2/27 | at Florida Atlantic       | L | 0-2  |
| 2/29 | Maine                     | W | 8-7  |
| 2/29 | Western Michigan          | W | 5-0  |
| 3/1  | Maine                     | W | 12-1 |
| 3/1  | Albany                    | L | 0-1  |
| 3/2  | Albany                    | W | 1-0  |
| 3/8  | Presbyterian              | W | 5-1  |
| 3/8  | Presbyterian              | W | 2-0  |
| 3/8  | Liberty                   | W | 3-0  |
| 3/9  | Liberty                   | W | 5-0  |
| 3/11 | Liberty                   | W | 5-0  |
| 3/11 | Liberty                   | W | 2-1  |
| 3/14 | Bowling Green             | W | 5-0  |
| 3/15 | Michigan State            | L | 0-2  |
| 3/15 | Elon                      | W | 2-1  |
| 3/16 | Cornell                   | W | 5-3  |
| 3/16 | Iowa                      | L | 1-2  |
| 3/18 | Iowa                      | W | 6-5  |
| 3/18 | Tulsa                     | L | 0-2  |
| 3/19 | Dartmouth                 | W | 2-1  |
| 3/21 | Canisius                  | W | 6-1  |
| 3/21 | Canisius                  | L | 1-3  |

|      |                   |   |     |
|------|-------------------|---|-----|
| 3/22 | * Campbell        | L | 4-6 |
| 3/22 | * Campbell        | W | 5-1 |
| 3/28 | * at Belmont      | W | 4-0 |
| 3/28 | * at Belmont      | L | 7-8 |
| 3/29 | * at Lipscomb     | W | 2-1 |
| 3/30 | * at Lipscomb     | L | 0-2 |
| 4/4  | * Mercer          | L | 0-2 |
| 4/6  | * Kennesaw State  | W | 2-0 |
| 4/7  | * Kennesaw State  | W | 1-0 |
| 4/11 | * at USC Upstate  | L | 2-6 |
| 4/11 | * at USC Upstate  | L | 1-5 |
| 4/12 | * at Gardner-Webb | W | 4-0 |
| 4/12 | * at Gardner-Webb | W | 1-0 |
| 4/15 | * at ETSU         | L | 3-4 |
| 4/15 | * at ETSU         | W | 5-0 |
| 4/18 | * Jacksonville    | W | 5-0 |
| 4/18 | * Jacksonville    | W | 1-0 |
| 4/20 | * North Florida   | W | 1-0 |
| 4/20 | * North Florida   | L | 1-2 |
| 4/23 | at USF            | L | 5-6 |
| 4/23 | at USF            | W | 8-0 |
| 4/27 | at UCF            | L | 0-8 |
| 4/29 | * FGCU            | W | 1-0 |
| 4/29 | * FGCU            | W | 4-3 |
| 5/3  | Florida Atlantic  | W | 5-2 |
| 5/8  | & Campbell        | L | 2-3 |
| 5/8  | & Lipscomb        | W | 3-2 |
| 5/9  | & Mercer          | W | 1-0 |
| 5/10 | & Campbell        | L | 3-6 |

! - Cox Communications Classic,  
Gainesville, Fla.  
\* - A-Sun games  
& - A-Sun Tournament, DeLand, Fla.

## 2009

*Record: 23-31 (5-15 A-Sun)*

*Head Coach: Frank Griffin*

|      |                 |   |     |
|------|-----------------|---|-----|
| 2/6  | Kent State      | L | 0-1 |
| 2/6  | Texas State     | W | 2-1 |
| 2/7  | Kent State      | W | 8-0 |
| 2/7  | Bethune-Cookman | W | 5-0 |
| 2/8  | Kent State      | L | 0-1 |
| 2/13 | Albany          | W | 5-0 |
| 2/13 | Bethune-Cookman | W | 7-5 |
| 2/14 | Albany          | L | 1-2 |
| 2/14 | Bethune-Cookman | W | 3-2 |
| 2/15 | Albany          | W | 1-0 |
| 2/15 | Bethune-Cookman | L | 4-6 |
| 2/18 | FIU             | L | 0-3 |
| 2/18 | FIU             | L | 3-9 |
| 2/25 | Centenary       | L | 3-6 |
| 2/27 | Kentucky        | L | 2-4 |
| 2/27 | Maryland        | L | 2-3 |
| 2/28 | Kentucky        | L | 0-4 |

|      |                     |   |      |
|------|---------------------|---|------|
| 2/28 | Centenary           | L | 0-1  |
| 3/10 | Liberty             | L | 0-1  |
| 3/10 | Liberty             | W | 4-3  |
| 3/13 | Hartford            | W | 2-1  |
| 3/13 | Iowa                | W | 6-5  |
| 3/14 | Cornell             | W | 2-0  |
| 3/15 | Hartford            | W | 1-0  |
| 3/15 | Cornell             | W | 10-1 |
| 3/17 | Iowa                | L | 0-1  |
| 3/17 | Long Island U.      | W | 3-1  |
| 3/19 | Houston Baptist     | W | 5-0  |
| 3/19 | Houston Baptist     | W | 2-0  |
| 3/21 | * at Jacksonville   | W | 3-2  |
| 3/21 | * at Jacksonville   | W | 3-0  |
| 3/23 | Brown               | W | 8-0  |
| 3/26 | * ETSU              | L | 0-8  |
| 3/26 | * ETSU              | W | 1-0  |
| 3/28 | * USC Upstate       | L | 4-7  |
| 3/28 | * USC Upstate       | L | 4-5  |
| 4/3  | * at Kennesaw State | L | 1-2  |
| 4/3  | * at Kennesaw State | L | 1-3  |
| 4/4  | * at Mercer         | L | 0-2  |
| 4/4  | * at Mercer         | L | 0-1  |
| 4/8  | UCF                 | L | 3-4  |
| 4/11 | * at Campbell       | L | 0-6  |
| 4/11 | * at Campbell       | L | 0-3  |
| 4/15 | * at North Florida  | L | 0-1  |
| 4/15 | * at North Florida  | L | 2-3  |
| 4/21 | * at #23 FGCU       | L | 1-6  |
| 4/21 | * at #23 FGCU       | L | 3-7  |
| 4/23 | * Lipscomb          | L | 2-3  |
| 4/23 | * Lipscomb          | L | 3-5  |
| 4/25 | * Belmont           | W | 8-0  |
| 4/25 | * Belmont           | W | 9-1  |
| 5/7  | & Campbell          | L | 5-7  |
| 5/7  | & ETSU              | W | 3-2  |
| 5/8  | & Lipscomb          | L | 2-6  |

\* - A-Sun games  
& - A-Sun Tournament, DeLand, Fla.

## 2010

*Record: 34-21 (14-6 A-Sun)*

*Head Coach: Frank Griffin*

|      |                 |   |      |
|------|-----------------|---|------|
| 2/13 | Marshall        | L | 2-3  |
| 2/13 | Michigan State  | L | 0-8  |
| 2/14 | Missouri State  | W | 5-0  |
| 2/17 | at UCF          | W | 7-1  |
| 2/19 | Rhode Island    | W | 5-1  |
| 2/19 | #14 Ohio State  | L | 4-10 |
| 2/20 | #8 Alabama      | L | 0-1  |
| 2/20 | Rhode Island    | W | 8-1  |
| 2/21 | Rhode Island    | W | 3-0  |
| 2/26 | Boston College  | L | 2-5  |
| 2/26 | Bethune-Cookman | L | 2-3  |

|      |                   |   |      |
|------|-------------------|---|------|
| 2/28 | Albany            | W | 5-1  |
| 2/28 | Boston College    | W | 5-3  |
| 3/5  | Appalachian State | W | 8-2  |
| 3/5  | Bethune-Cookman   | W | 10-3 |
| 3/6  | Maine             | W | 8-0  |
| 3/6  | Appalachian State | L | 0-2  |
| 3/7  | Maine             | L | 2-3  |
| 3/9  | Austin Peay       | W | 2-0  |
| 3/9  | Austin Peay       | L | 1-5  |
| 3/10 | Southern Illinois | W | 2-1  |
| 3/13 | Yale              | W | 5-1  |
| 3/13 | Connecticut       | L | 0-2  |
| 3/14 | Connecticut       | L | 3-4  |
| 3/14 | Yale              | W | 8-1  |
| 3/15 | Yale              | W | 8-0  |
| 3/17 | * North Florida   | L | 1-3  |
| 3/17 | * North Florida   | W | 1-0  |
| 3/23 | Cornell           | W | 1-0  |
| 3/23 | Cornell           | W | 2-0  |
| 3/27 | FIU               | L | 0-1  |
| 3/27 | FIU               | W | 5-2  |
| 3/28 | FIU               | L | 1-3  |
| 4/2  | * at ETSU         | L | 1-2  |
| 4/2  | * at ETSU         | L | 1-4  |
| 4/3  | * at USC Upstate  | L | 2-7  |
| 4/3  | * at USC Upstate  | W | 1-0  |
| 4/10 | * Campbell        | W | 6-0  |
| 4/10 | * Campbell        | W | 2-1  |
| 4/11 | * FGCU            | W | 4-0  |
| 4/11 | * FGCU            | W | 4-2  |
| 4/16 | * at Lipscomb     | L | 0-5  |
| 4/16 | * at Lipscomb     | L | 0-1  |
| 4/17 | * at Belmont      | W | 7-1  |
| 4/17 | * at Belmont      | W | 6-4  |
| 4/22 | * Mercer          | W | 2-1  |
| 4/22 | * Mercer          | W | 5-4  |
| 4/24 | * Kennesaw State  | W | 7-3  |
| 4/24 | * Kennesaw State  | W | 2-1  |
| 5/6  | * Jacksonville    | W | 2-1  |
| 5/6  | * Jacksonville    | W | 3-1  |
| 5/13 | & Jacksonville    | W | 2-0  |
| 5/13 | & Kennesaw State  | W | 4-3  |
| 5/14 | & Lipscomb        | L | 1-6  |
| 5/15 | & USC Upstate     | L | 1-2  |

\* - A-Sun games  
& - A-Sun Tournament, DeLand, Fla.

## 2011

*Record: 19-31 (4-16 A-Sun)*

*Head Coach: Frank Griffin*

|      |                |   |      |
|------|----------------|---|------|
| 2/11 | Boston College | L | 1-8  |
| 2/11 | Michigan State | L | 1-8  |
| 2/12 | #4 Tennessee   | L | 0-11 |
| 2/12 | Boston College | W | 6-2  |

|      |                     |   |      |
|------|---------------------|---|------|
| 2/18 | South Dakota State  | W | 10-2 |
| 2/18 | Bethune-Cookman     | W | 17-3 |
| 2/19 | Kansas              | L | 8-11 |
| 2/19 | South Dakota State  | W | 9-0  |
| 2/20 | Kansas              | L | 0-8  |
| 2/25 | Valparaiso          | L | 2-5  |
| 2/25 | Bethune-Cookman     | L | 3-5  |
| 2/26 | Charleston Southern | W | 9-5  |
| 2/26 | Valparaiso          | W | 5-3  |
| 2/27 | Charleston Southern | L | 4-9  |
| 3/4  | Tennessee State     | W | 1-0  |
| 3/5  | Elon                | W | 2-0  |
| 3/5  | Tennessee State     | W | 3-0  |
| 3/6  | Binghamton          | W | 4-2  |
| 3/9  | Monmouth            | W | 9-1  |
| 3/9  | Monmouth            | L | 4-6  |
| 3/11 | Jackson State       | W | 10-2 |
| 3/11 | Iowa                | L | 2-3  |
| 3/12 | Liberty             | L | 0-4  |
| 3/12 | Jackson State       | W | 6-3  |
| 3/13 | Jackson State       | W | 6-5  |
| 3/15 | Iowa                | L | 2-3  |
| 3/15 | Colgate             | L | 1-2  |
| 3/24 | Dartmouth           | L | 3-4  |
| 3/24 | Dartmouth           | L | 4-6  |
| 3/29 | * at Campbell       | L | 1-2  |
| 3/29 | * at Campbell       | L | 7-8  |
| 4/2  | * at Kennesaw State | L | 3-4  |
| 4/2  | * at Kennesaw State | W | 4-0  |
| 4/3  | * at Mercer         | L | 2-3  |
| 4/3  | * at Mercer         | L | 1-3  |
| 4/7  | * ETSU              | L | 3-4  |
| 4/7  | * ETSU              | W | 6-5  |
| 4/9  | * USC Upstate       | L | 2-4  |
| 4/9  | * USC Upstate       | L | 0-5  |
| 4/14 | * Belmont           | W | 3-1  |
| 4/14 | * Belmont           | L | 5-10 |
| 4/16 | * Lipscomb          | W | 6-1  |
| 4/16 | * Lipscomb          | L | 1-4  |
| 4/20 | Florida A&M         | W | 3-1  |
| 4/22 | * at FGCU           | L | 0-1  |
| 4/22 | * at FGCU           | L | 0-7  |
| 4/30 | * at North Florida  | L | 0-5  |
| 4/30 | * at North Florida  | L | 1-6  |
| 5/6  | * at Jacksonville   | L | 0-8  |
| 5/6  | * at Jacksonville   | L | 1-2  |

\* - A-Sun games

# ALL-TIME RECORD VS. OPPONENTS

## 2012

Record: 26-22 (9-9 A-Sun)

Head Coach: Frank Griffin

|      |                      |   |      |
|------|----------------------|---|------|
| 2/10 | South Dakota         | W | 6-1  |
| 2/11 | South Dakota         | W | 9-0  |
| 2/11 | Iona                 | W | 8-2  |
| 2/18 | Bethune-Cookman      | W | 8-3  |
| 2/18 | Bethune-Cookman      | W | 11-3 |
| 2/19 | Bethune-Cookman      | W | 4-0  |
| 2/24 | Mount St. Mary's     | L | 0-1  |
| 2/24 | Bethune-Cookman      | L | 2-7  |
| 2/25 | St. Bonaventure      | W | 3-2  |
| 2/25 | Mount St. Mary's     | W | 2-0  |
| 3/1  | Mount St. Mary's     | W | 7-1  |
| 3/1  | Mount St. Mary's     | W | 8-0  |
| 3/2  | ! vs. UIC            | L | 2-5  |
| 3/3  | ! vs. Penn           | L | 2-3  |
| 3/3  | ! at UCF             | L | 1-3  |
| 3/6  | Boston College       | W | 7-1  |
| 3/7  | Boston College       | L | 1-2  |
| 3/9  | Northern Colorado    | W | 6-0  |
| 3/9  | Ball State           | L | 1-4  |
| 3/14 | Northern Iowa        | L | 0-8  |
| 3/18 | Houston Baptist      | W | 2-0  |
| 3/21 | Dartmouth            | L | 0-1  |
| 3/21 | Dartmouth            | L | 1-6  |
| 3/24 | Savannah State       | W | 5-2  |
| 3/24 | Savannah State       | W | 9-1  |
| 3/26 | * North Florida      | L | 0-1  |
| 3/26 | * North Florida      | W | 7-0  |
| 3/31 | * FGCU               | W | 3-2  |
| 3/31 | * FGCU               | L | 0-7  |
| 4/6  | * at Belmont         | L | 2-6  |
| 4/6  | * at Belmont         | L | 1-2  |
| 4/7  | * at Lipscomb        | W | 1-0  |
| 4/7  | * at Lipscomb        | W | 5-3  |
| 4/12 | * Mercer             | W | 6-3  |
| 4/12 | * Mercer             | W | 6-4  |
| 4/14 | * Kennesaw State     | L | 1-5  |
| 4/14 | * Kennesaw State     | L | 1-8  |
| 4/21 | * at ETSU            | W | 5-0  |
| 4/21 | * at ETSU            | L | 1-3  |
| 4/22 | * at USC Upstate     | W | 5-2  |
| 4/22 | * at USC Upstate     | L | 2-4  |
| 4/25 | at UCF               | L | 1-8  |
| 5/3  | * Jacksonville       | W | 1-0  |
| 5/3  | * Jacksonville       | L | 0-3  |
| 5/9  | & at USC Upstate     | W | 1-0  |
| 5/10 | & vs. Kennesaw State | W | 7-2  |
| 5/11 | & vs. FGCU           | L | 0-3  |
| 5/11 | & vs. Kennesaw State | L | 0-2  |

! - UCF Tournament, Orlando, Fla.

\* - A-Sun games

& - A-Sun Tournament, Spartanburg, S.C.

| Opponent                  | Series Record |
|---------------------------|---------------|
| Adelphi                   | 0-1           |
| Akron                     | 0-2           |
| Alabama                   | 0-1           |
| Alabama A&M               | 1-0           |
| Alabama State             | 2-0           |
| Albany                    | 5-3           |
| Alma                      | 1-3           |
| Appalachian State         | 2-1           |
| Arizona State             | 0-1           |
| Army                      | 2-0           |
| Auburn                    | 0-1           |
| Austin Peay               | 1-1           |
| Ball State                | 2-6           |
| Barry                     | 4-5           |
| Belmont                   | 16-4          |
| Benedictine (Ill.)        | 1-0           |
| Bethune-Cookman           | 74-15         |
| Binghamton                | 1-0           |
| Bloomsburg (Pa.)          | 0-1           |
| Boston College            | 6-4           |
| Bowling Green             | 3-7           |
| Bradley                   | 1-0           |
| Bridgewater State         | 4-2           |
| Brown                     | 9-2           |
| Butler                    | 1-0           |
| Calvin                    | 2-2           |
| Campbell                  | 26-24         |
| Canisius                  | 4-4           |
| Centenary                 | 1-4           |
| Central Connecticut State | 3-0           |
| Central Michigan          | 1-2           |
| Charleston (W. Va.)       | 2-1           |
| Charleston Southern       | 11-4          |
| Charlotte                 | 1-0           |
| Chattanooga               | 1-0           |
| Coastal Carolina          | 3-2           |
| Colgate                   | 4-2           |
| College of Charleston     | 26-5          |
| Colorado State            | 2-0           |
| Concord (W. Va.)          | 2-0           |
| Connecticut               | 0-2           |
| Cornell                   | 20-4          |
| Dartmouth                 | 7-4           |
| Delta State               | 1-0           |
| DePaul                    | 1-3           |
| Detroit                   | 5-1           |
| Drexel                    | 3-3           |
| East Carolina             | 0-2           |
| East Tennessee State      | 8-8           |
| Eastern Michigan          | 1-2           |
| Eckerd                    | 3-1           |
| Elon                      | 5-3           |
| Evansville                | 1-2           |
| Fairfield                 | 2-0           |

| Opponent            | Series Record |
|---------------------|---------------|
| FIU                 | 2-7           |
| Florida             | 2-11          |
| Florida A&M         | 33-11         |
| Florida Atlantic    | 16-34         |
| Florida Gulf Coast  | 7-6           |
| Florida Southern    | 3-12          |
| Florida State       | 1-14          |
| Fordham             | 3-0           |
| Francis Marion      | 1-0           |
| Furman              | 4-3           |
| Gardner-Webb        | 16-3          |
| Georgia             | 0-1           |
| Georgia Southern    | 13-14         |
| Georgia State       | 27-16         |
| Georgia Tech        | 2-2           |
| Glenville State     | 4-0           |
| Grace               | 2-0           |
| Grand Valley State  | 1-1           |
| Green Bay           | 9-1           |
| Hartford            | 2-0           |
| Harvard             | 1-2           |
| Hawai'i             | 0-2           |
| Hillsdale           | 0-1           |
| Brown               | 1-0           |
| Hofstra             | 1-0           |
| Holy Cross          | 1-0           |
| Houston Baptist     | 3-0           |
| Howard              | 2-0           |
| Huntington          | 0-1           |
| Illinois State      | 0-1           |
| Indiana             | 1-0           |
| Indiana State       | 1-0           |
| Iona                | 2-1           |
| Iowa                | 4-7           |
| Iowa State          | 1-2           |
| Jackson State       | 3-0           |
| Jacksonville        | 17-6          |
| Jacksonville State  | 6-7           |
| Kansas              | 0-2           |
| Kennesaw State      | 8-9           |
| Kent State          | 1-2           |
| Kentucky            | 0-2           |
| La Salle            | 1-0           |
| Lee                 | 2-2           |
| Liberty             | 9-3           |
| Lipscomb            | 11-12         |
| Long Island U.      | 1-0           |
| Loras               | 2-0           |
| Louisiana-Lafayette | 0-1           |
| Loyola Marymount    | 0-2           |
| LSU                 | 1-1           |
| Maine               | 11-3          |
| Manchester          | 3-0           |
| Marist              | 3-0           |
| Marshall            | 2-1           |

| Opponent                | Series Record |
|-------------------------|---------------|
| Maryland                | 0-1           |
| Massachusetts           | 1-1           |
| Massachusetts-Dartmouth | 2-0           |
| McNeese State           | 1-1           |
| Mercer                  | 52-14         |
| Merrimack               | 2-0           |
| Miami (Fla.)            | 0-1           |
| Miami (Ohio)            | 3-1           |
| Michigan State          | 1-3           |
| Middle Tennessee        | 0-2           |
| Millersville (Pa.)      | 2-0           |
| Mississippi College     | 1-1           |
| Miss. Univ. for Women   | 1-0           |
| Missouri State          | 1-4           |
| Mobile                  | 0-1           |
| Monmouth                | 2-1           |
| Mount St. Mary's        | 3-1           |
| New Mexico              | 0-2           |
| Niagara                 | 1-1           |
| Nicholls State          | 0-2           |
| North Carolina          | 0-1           |
| North Florida           | 13-14         |
| Northern Colorado       | 1-0           |
| Northern Iowa           | 1-1           |
| Northwestern            | 0-1           |
| Oakland                 | 4-0           |
| Ohio State              | 1-4           |
| Oklahoma City           | 0-1           |
| Oklahoma State          | 0-1           |
| Pacific                 | 1-0           |
| Pacific Lutheran        | 0-1           |
| Palm Beach Atlantic     | 2-0           |
| Pennsylvania            | 1-2           |
| Penn State              | 0-5           |
| Presbyterian            | 2-0           |
| Princeton               | 2-1           |
| Quinnipiac              | 0-1           |
| Radford                 | 2-0           |
| Rhode Island            | 5-0           |
| Rider                   | 4-1           |
| Rollins                 | 6-0           |
| Robert Morris           | 2-2           |
| Rutgers                 | 2-5           |
| Saginaw Valley State    | 0-2           |
| Saint Augustine         | 0-2           |
| Saint Leo               | 2-2           |
| Saint Louis             | 1-1           |
| Saint Francis           | 0-1           |
| St. John's              | 8-1           |
| St. Thomas Aquinas      | 4-2           |
| Salem International     | 6-0           |
| Samford                 | 10-11         |
| San Jose State          | 0-1           |
| Savannah State          | 2-0           |

| Opponent               | Series Record |
|------------------------|---------------|
| Seton Hall             | 2-0           |
| Siena                  | 2-0           |
| South Alabama          | 0-2           |
| South Carolina         | 0-2           |
| South Dakota           | 2-0           |
| South Dakota State     | 2-0           |
| Southeastern Louisiana | 2-2           |
| Southern Illinois      | 1-5           |
| Southern Maine         | 1-0           |
| Southern Mississippi   | 1-1           |
| Spring Arbor           | 2-0           |
| St. Bonaventure        | 2-0           |
| Susquehanna            | 2-0           |
| Syracuse               | 1-1           |
| Tampa                  | 4-4           |
| TCNJ                   | 0-1           |
| Temple                 | 3-1           |
| Tennessee              | 0-6           |
| Tennessee-Martin       | 1-0           |
| Tennessee State        | 2-0           |
| Tennessee Tech         | 2-2           |
| Texas                  | 0-1           |
| Texas State            | 1-0           |
| Toledo                 | 2-2           |
| Towson                 | 0-1           |
| Trinity Christian      | 2-2           |
| Troy                   | 13-6          |
| Tulane                 | 1-0           |
| Tulsa                  | 0-1           |
| UCF                    | 6-13          |
| UMKC                   | 1-0           |
| UNC Greensboro         | 1-1           |
| UNC Wilmington         | 4-2           |
| USC Upstate            | 3-11          |
| USF                    | 7-42          |
| Valdosta State         | 1-1           |
| Valparaiso             | 3-1           |
| Vermont                | 0-1           |
| Villanova              | 1-2           |
| Virginia               | 0-3           |
| Virginia Tech          | 0-5           |
| Webber International   | 16-2          |
| West Florida           | 1-1           |
| West Georgia           | 1-1           |
| West Virginia Wesleyan | 1-1           |
| Western Illinois       | 4-4           |
| Western Michigan       | 4-2           |
| Winthrop               | 4-5           |
| Wisconsin              | 0-1           |
| Wright State           | 7-1           |
| Yale                   | 13-3          |
| Youngstown State       | 15-3          |

# PATRICIA WILSON FIELD RECORDS

| Opponent              | Stetson Record vs. |
|-----------------------|--------------------|
| Alabama               | 0-1                |
| Alabama A&M           | 1-0                |
| Alabama State         | 2-0                |
| Albany                | 5-3                |
| Appalachian State     | 1-1                |
| Austin Peay           | 1-1                |
| Ball State            | 0-1                |
| Belmont               | 11-1               |
| Bethune-Cookman       | 17-7               |
| Binghamton            | 1-0                |
| Boston                | 1-0                |
| Boston College        | 3-3                |
| Bowling Green         | 1-0                |
| Brown                 | 1-0                |
| Campbell              | 9-5                |
| Canisius              | 2-2                |
| Centenary             | 0-2                |
| Central Conn.         | 2-0                |
| Central Mich.         | 1-0                |
| Charleston So.        | 2-1                |
| Colgate               | 0-1                |
| Connecticut           | 0-2                |
| Cornell               | 13-1               |
| Dartmouth             | 3-4                |
| DePaul                | 1-0                |
| Detroit               | 2-0                |
| Drexel                | 2-1                |
| ETSU                  | 5-2                |
| Elon                  | 4-2                |
| Florida               | 1-0                |
| Florida A&M           | 1-0                |
| Florida Atlantic      | 4-2                |
| Florida Gulf Coast    | 7-1                |
| Florida International | 1-4                |
| Fordham               | 2-0                |
| Furman                | 1-1                |
| Gardner-Webb          | 7-2                |
| Georgia Southern      | 0-2                |
| Georgia State         | 4-0                |
| Georgia Tech          | 0-1                |
| Glenville State       | 4-0                |
| Hartford              | 2-0                |
| Houston Baptist       | 3-0                |
| Howard                | 2-0                |
| Indiana               | 1-0                |
| Iona                  | 2-1                |
| Iowa                  | 4-6                |
| Iowa State            | 1-0                |
| Jackson State         | 3-0                |
| Jacksonville          | 10-1               |
| Jacksonville State    | 2-0                |
| Kansas                | 0-2                |
| Kennesaw State        | 5-2                |

| Opponent           | Stetson Record vs. |
|--------------------|--------------------|
| Kent State         | 1-3                |
| Kentucky           | 0-2                |
| Liberty            | 7-3                |
| Lipscomb           | 8-7                |
| Long Island        | 1-0                |
| Maine              | 6-1                |
| Marist             | 3-0                |
| Marshall           | 0-1                |
| Maryland           | 0-1                |
| Mercer             | 9-2                |
| Miami (OH)         | 2-0                |
| Michigan State     | 1-3                |
| Missouri State     | 1-0                |
| Monmouth           | 1-1                |
| Mount St. Mary's   | 4-1                |
| North Florida      | 6-3                |
| Northern Colorado  | 1-0                |
| Northern Iowa      | 1-1                |
| Oakland            | 2-0                |
| Ohio State         | 1-4                |
| Presbyterian       | 2-0                |
| Princeton          | 2-1                |
| Radford            | 2-0                |
| Rhode Island       | 3-0                |
| Samford            | 1-0                |
| Savannah State     | 2-0                |
| South Alabama      | 0-1                |
| South Dakota       | 2-0                |
| South Dakota State | 2-0                |
| Southern Illinois  | 1-0                |
| St. Bonaventure    | 2-0                |
| St. John's         | 6-0                |
| Syracuse           | 1-1                |
| Temple             | 2-0                |
| Tennessee          | 0-1                |
| Tennessee State    | 2-0                |
| Texas State        | 1-0                |
| Troy               | 4-0                |
| Tulsa              | 0-1                |
| UCF                | 2-5                |
| USC Upstate        | 0-5                |
| USF                | 3-3                |
| UW-Green Bay       | 2-0                |
| Valparaiso         | 1-1                |
| Virginia Tech      | 0-4                |
| Webber             | 4-0                |
| Western Illinois   | 2-0                |
| Western Michigan   | 3-1                |
| Winthrop           | 1-0                |
| Wisconsin          | 0-1                |
| Wright State       | 3-0                |
| Yale               | 7-0                |
| Youngstown State   | 2-0                |

Stetson Seasons Played ..... 10  
 Stetson Games Played ..... 402

Overall Record ..... 278-124 (.692)  
 A-Sun (Regular Season) 76-25 (.752)  
 A-Sun (Postseason) ..... 10-7 (.588)

Extra Innings record ..... 23-16  
 Longest Game ..... 11 inn. vs. G-Webb

Longest Win Streak ..... 20 (2003-04)  
 Other Win Streaks ..... 18, twice  
 Longest Losing Streak ..... 9

Most Runs Scored ..... 17, vs. B-CU  
 Most runs one inning 12, vs. Glenville  
 Most Combined Runs 20 vs. B-CU, 2x  
 Largest Margin of V . 14, vs. B-CU, 2x  
 Largest come-from-behind 5, vs. USF

Stetson no-hitters ..... 10  
 Perfect games ..... 2  
 Stetson walk-off wins (non run-rule) 38  
 Stetson walk-off wins (via run-rule) 18  
 Walk-off homers (nrr & rr) ..... 11  
 Walk-off grand slams (nrr & rr) . 2

*The above records are for Stetson games only at Patricia Wilson Field*

## STETSON YEAR-BY-YEAR AT PATRICIA WILSON FIELD

| Year         | W-L            | Pct.        | Misc.                                       |
|--------------|----------------|-------------|---|
| 2003         | 27-3           | .900        | won 1st 18 games                            |
| 2004         | 29-5           | .853        | won 1st 16 games and 20 straight overall    |
| 2005         | 29-12          | .707        | wins over #14 DePaul, Florida               |
| 2006         | 35-7           | .833        | won last 14 games                           |
| 2007         | 35-14          | .714        | hosted and hoisted A-Sun Championship       |
| 2008         | 34-14          | .708        | hosted A-Sun Championship                   |
| 2009         | 21-21          | .500        | hosted A-Sun Championship                   |
| 2010         | 30-16          | .652        | 6 walk-off wins / hosted A-Sun Championship |
| 2011         | 18-20          | .474        |   |
| 2012         | 20-12          | .625        |   |
| <b>Total</b> | <b>278-124</b> | <b>.692</b> | <b>10 seasons</b>                           |



Stetson captured the A-Sun title at Patricia Wilson Field in 2007.



## PATRICIA WILSON FIELD RECORDS

### Stetson Walk-Off Victories (non run-rule victories) at Patricia Wilson Field

| Date    | Opponent           | Score | Inn. | Event   |
|---------|--------------------|-------|------|---|
| 2/26/03 | Oakland            | W 2-1 | 7    | Holly Burris RBI single                             |
| 2/26/03 | Oakland            | W 4-3 | 7    | Melissa Wiggins RBI single                          |
| 3/15/03 | Miami (Ohio)       | W 2-1 | 8    | Angie Eguillor RBI single                           |
| 3/18/03 | Liberty            | W 1-0 | 7    | Holly Burris RBI single                             |
| 3/22/03 | Green Bay          | W 1-0 | 7    | Emily Harris RBI double                             |
| 3/29/03 | Campbell           | W 2-1 | 7    | Melissa Wiggins RBI double                          |
| 4/6/03  | Troy               | W 1-0 | 9    | Carrie Cruitt solo home run                         |
| 4/6/03  | Troy               | W 3-2 | 7    | Holly Burris sacrifice fly                          |
| 2/29/04 | St. John's         | W 2-1 | 7    | Blake Hoorelbeke RBI single                         |
| 3/14/04 | Lipscomb           | W 2-0 | 8    | Carrie Cruitt two-run home run                      |
| 4/23/04 | Bethune-Cookman    | W 5-4 | 8    | Angie Eguillor RBI double                           |
| 2/26/05 | Furman             | W 1-0 | 7    | Terri Lake RBI single                               |
| 3/5/05  | Jacksonville State | W 3-2 | 7    | Melissa Wiggins RBI single                          |
| 3/23/05 | Forham             | W 1-0 | 7    | Lindsay Wightman bases loaded walk                  |
| 4/10/05 | Mercer             | W 5-4 | 9    | Melissa Wiggins RBI single                          |
| 5/6/05  | UCF                | W 6-5 | 8    | Sherilynn Wilder RBI double                         |
| 3/4/06  | St. John's         | W 8-7 | 8    | Melissa Wiggins RBI single                          |
| 3/12/06 | Iowa State         | W 1-0 | 9    | Winning run on defensive error                      |
| 4/8/06  | FAU                | W 4-3 | 7    | Melissa Wiggins solo home run                       |
| 3/11/07 | Temple             | W 6-5 | 7    | Jessica Lokeinsky RBI single to cap four-run rally  |
| 3/23/07 | Cornell            | W 3-2 | 8    | Nicole Forbes RBI double                            |
| 2/29/08 | Maine              | W 8-7 | 9    | Andrea Migliori solo home run                       |
| 3/19/08 | Dartmouth          | W 2-1 | 10   | Andrea Migliori RBI single                          |
| 4/7/08  | Kennesaw State     | W 1-0 | 9    | Andrea Migliori RBI double                          |
| 4/29/08 | FGCU               | W 4-3 | 7    | Winning run on defensive error                      |
| 5/9/08  | Mercer*            | W 1-0 | 8    | Blythe Golden RBI single                            |
| 3/10/09 | Liberty            | W 4-3 | 8    | Amanda Lindsey bases loaded walk                    |
| 3/13/09 | Iowa               | W 6-5 | 8    | Jessica Lokeinsky RBI single                        |
| 3/17/09 | Long Island        | W 3-1 | 7    | Heather Barnes two-run home run                     |
| 5/7/09  | ETSU*              | W 3-2 | 7    | Nicole Peltz RBI single                             |
| 4/10/10 | Campbell           | W 2-1 | 7    | Amy Joyce RBI ground out                            |
| 4/22/10 | Mercer             | W 5-4 | 7    | Jessica Lokeinsky RBI single to cap three-run rally |
| 4/24/10 | Kennesaw State     | W 7-3 | 8    | Amanda Lindsey grand slam                           |
| 4/24/10 | Kennesaw State     | W 2-1 | 10   | Rachel Lowe RBI single                              |
| 5/6/10  | Jacksonville       | W 2-1 | 10   | Chelsey Trotto RBI fielder's choice                 |
| 5/13/10 | Kennesaw State*    | W 4-3 | 10   | Jill Semento RBI single to cap four-run rally       |
| 2/25/12 | St. Bonaventure    | W 3-2 | 7    | Winning run on defensive error                      |
| 3/31/12 | FGCU               | W 3-2 | 7    | RBI single by Meredith Owen                         |

\* - A-Sun Tournament game

# STETSON FASTPITCH



Stetson hosted eighth-ranked Alabama in front of a record crowd on Feb. 20, 2010.

### Stetson Walk-Off Home Runs (including run-rule victories) at Patricia Wilson Field

| Date    | Opponent       | Score  | Inn. | Event                          |
|---------|----------------|--------|------|--------------------------------|
| 2/15/03 | Webber         | W 9-0  | 6    | Melissa Wiggins 2-run home run |
| 4/6/03  | Troy           | W 1-0  | 9    | Carrie Cruitt solo home run    |
| 3/14/04 | Lipscomb       | W 2-0  | 8    | Carrie Cruitt 2-run home run   |
| 3/25/04 | Drexel         | W 9-1  | 5    | Melissa Wiggins 3-run home run |
| 3/4/05  | Maine          | W 9-0  | 5    | J.J. Payette grand slam        |
| 3/17/06 | Boston         | W 10-2 | 6    | Andrea Migliori 3-run home run |
| 4/8/06  | FAU            | W 4-3  | 7    | Melissa Wiggins solo home run  |
| 2/29/08 | Maine          | W 8-7  | 9    | Andrea Migliori solo home run  |
| 3/17/09 | Long Island    | W 3-1  | 7    | Heather Barnes 2-run home run  |
| 3/15/10 | Yale           | W 8-0  | 5    | Amanda Lindsey 3-run home run  |
| 4/24/10 | Kennesaw State | W 7-3  | 8    | Amanda Lindsey grand slam      |

### Stetson Perfect Games and No-Hitters at Patricia Wilson Field

| Date    | Opponent         | Score  | Inns. | Event                           |
|---------|------------------|--------|-------|---------------------------------|
| 3/1/03  | Gardner-Webb     | W 3-0  | 7     | Blake Hoorelbeke, no-hitter     |
| 3/11/04 | Glennville State | W 11-1 | 5     | Blake Hoorelbeke, no-hitter     |
| 3/24/04 | Wright State     | W 8-0  | 6     | Blake Hoorelbeke, no-hitter     |
| 2/5/05  | Glennville State | W 9-0  | 5     | Brittani Houghton, no-hitter    |
| 3/4/05  | Maine            | W 9-0  | 5     | Brittani Houghton, perfect game |
| 2/24/06 | Marist           | W 9-0  | 5     | Heather Colding, no-hitter      |
| 3/24/06 | Belmont          | W 8-0  | 5     | Erica Demers, no-hitter         |
| 4/18/08 | Jacksonville     | W 1-0  | 7     | Amanda Lindsey, no-hitter       |
| 3/6/10  | Maine            | W 8-0  | 5     | Amanda Lindsey, perfect game    |
| 3/9/10  | Austin Peay      | W 2-0  | 7     | Amanda Lindsey, no-hitter       |

## THIS IS ... THE ATLANTIC SUN CONFERENCE



For 35 years, the Atlantic Sun Conference has supported its member institutions in providing intercollegiate athletics programs committed to Building Winners for Life. The A-Sun accomplishes this mission by maintaining the highest standards in academic and athletic achievement, creating a balance between student and athlete. Adding an emphasis on sportsmanship in the competitive arena and fostering leadership opportunities through community service, the A-Sun, its member institutions and its student-athletes aim for an overall educational experience that is successful in Building Winners for Life.

### BUILDING

*The student-athletes of the A-Sun consistently achieve academic accolades on a national level ...*

- As a whole, the Atlantic Sun set a new record with more than 65 percent of all student-athletes earning All-Academic status after achieving at least a 3.0 GPA last year.
- A pair of A-Sun basketball student-athletes swept the Division I-AAA Men's and Women's Scholar-Athlete of the Year awards, while the A-Sun also claimed the men's post-graduate scholarship from the association.
- For the second consecutive year, the A-Sun was the top academic conference in NCAA Division I women's soccer, as all of its teams earned the NSCAA Team Academic Award for posting a team GPA of 3.0 or better.
- The Atlantic Sun Conference set a new high with seven teams receiving the American Volleyball Coaches Association (AVCA) Team Academic Award for the 2011-12 season by their maintaining at least a 3.30 cumulative team grade-point average on a 4.0 scale or a 4.10 cumulative team GPA on a 5.0 scale. The A-Sun's total ranks it in a tie for second among the 31 NCAA Division I conferences.

### WINNERS

*... while performing at a high level in the competitive arena ...*

- The A-Sun placed three men's basketball teams in postseason play for the second consecutive season, with Mercer claiming the 2012 CIT Championship and giving the A-Sun its first postseason championship in league history.
- The Jacksonville women's track and field team won a conference record seventh consecutive indoor and outdoor track and field titles in 2012.
- Softball continues its pursuit to become a multi-bid sport as the league posted the 11th best RPI in the NCAA, its fifth straight season being ranked in the top-12 and boasted six top-100 teams.
- Men's Golf continues to grow into one of the conference's strongest national sports. North Florida earned a No. 2 seed at its regional while Kennesaw State earned an at-large berth to the championship. Representatives of six schools participated in NCAA Regional play in 2012, doubling last year's numbers.
- The A-Sun added sand volleyball and became the first conference in NCAA history to host a conference championship in the emerging sport. Additionally, pairs from North Florida and Stetson advanced to compete in the AVCA Collegiate Sand Volleyball National Championship.

### FOR LIFE!

*...and at the same time preparing themselves to become valuable members of their community.*

- The NCAA annual Federal Graduation Rate and Graduation Success Rate (GSR) report shows that 12 A-Sun postseason participants equaled or bettered the national average.
- Resulting from initiatives throughout 2011-12, the A-Sun SAAC raised more than \$22,200 to benefit a variety of organizations. Additionally, in eight years of fundraising the SAAC has accumulated more than \$125,000 for local programs.
- Six Atlantic Sun Conference member institutions were named to the 2012 President's Higher Education Community Service Honor Roll, two with distinction. That number places the A-Sun among the top half of Division I conferences, as only 12 of 31 conferences had six or more schools recognized.
- The A-Sun has successfully placed 17 individuals on NCAA committees. The conference is the only one in the nation to post Faculty Athletics Representatives on both the Leadership and Legislative Councils.
- Since opening in 1997, Florida Gulf Coast University has amassed more than 1 million service-learning hours and earned national recognition for its program.

Headquartered in Macon, Ga., the A-Sun footprint reaches into seven of the top media markets in the Southeast. The A-Sun includes a blend of the most prestigious and dynamic private and public institutions in the region: East Tennessee State University, Florida Gulf Coast University, Jacksonville University, Kennesaw State University, Lipscomb University, Mercer University, University of North Florida, Northern Kentucky University, University of South Carolina Upstate and Stetson University.

# This Is ... Stetson University

## Location

- The DeLand campus, 25 miles from Daytona Beach and 35 miles from Orlando, is home to the College of Arts and Sciences, School of Business Administration and School of Music.
- The College of Law is in St. Petersburg/Gulfport.
- The Tampa Law Center is in downtown Tampa.
- The Stetson University Center at Celebration is in the Orlando area.

## Accreditation and Degrees

Stetson University is accredited by the Commission on Colleges of the Southern Association of Colleges and Schools to award:

- bachelor's, master's and Educational Specialist degrees in the College of Arts & Sciences,
- bachelor's and master's degrees in the School of Business Administration,
- bachelor's degrees in the School of Music,
- the Juris Doctor and Master of Laws degrees in the College of Law,
- a joint J.D.-M.B.A. degree.

The university's programs are accredited by:

- AACSB International-The Association to Advance Collegiate Schools of Business,
- American Bar Association,
- American Chemical Society,
- National Association of Schools of Music,
- National Council for Accreditation of Teacher Education.
- Council for Accreditation of Counseling and Related Educational Programs (CACREP), a specialized accrediting body recognized by the Council for Higher Education Accreditation (CHEA).

## DELAND CAMPUS INFORMATION



Stetson University was founded in DeLand in 1883, and the 175-acre DeLand campus is listed on the National Register of Historic Places. Recent improvements to the DeLand campus include:

- \$6.7 million athletics complex, including a field house and four playing fields (under construction),
- addition of a coffeehouse in the Carlton Union Building (completed),
- renovation of Nemeck Hall into pet-friendly housing (completed),
- renewal of landscaping and walkways in the campus core (ongoing),
- upgrades to classrooms and the addition of more energy-saving lighting (ongoing).

Recent additions to the DeLand campus include:

- \$8 million Science Center addition to the existing Sage Hall,
- Mary B. McMahan Hall, an addition to the School of Music's Presser Hall,
- Homer and Dolly Hand Art Center,
- Marshall and Vera Lea Rinker Environmental Learning Center.

Within the past seven years:

- a softball training facility was added at Patricia Wilson Field,
- 5 fraternity houses were renovated,
- 6 residential halls were built, 5 of which feature apartment-style living.

# This Is ... Stetson University

## Faculty

The DeLand campus has 195 full-time faculty members, 95 percent of whom hold Ph.D. or equivalent degrees and who teach undergraduate classes. Our student/faculty ratio is 11-to-1.

## Student Body

Stetson's 2,291 undergraduates come from 42 states and 41 foreign countries; 58 percent of undergraduates are female and 42 percent are male.

## Study Abroad

Stetson University students may study in other countries for a few weeks to a full semester. Faculty-led programs take place in Austria, Brazil, England, France, Germany, Guatemala, Hong Kong, mainland China, Mexico, Russia, Scotland and Spain. Certain School of Business Administration classes and programs include an overseas component to such locations as Hong Kong, Vietnam, Malaysia, South Africa, New Zealand and Australia.

## Athletics

Stetson is a member of the NCAA Division I Atlantic Sun Conference and offers 17 intercollegiate sports: football, baseball, softball, volleyball, sand volleyball, men and women's basketball, men's and women's tennis, men's and women's golf, crew, cross country, men's and women's soccer, and women's lacrosse. The non-scholarship football program will be part of the Pioneer Football League and will play its first games in the fall of 2013. The university also has a vibrant Club Sports program featuring Aikido, croquet, dance, equestrian, men's and women's lacrosse, mixed martial arts, sand volleyball, shooting, skydive, men's soccer, surf, swim, table tennis, tennis, triathlon and ultimate Frisbee.

## Student Life

The DeLand campus alone is home to more than 100 student organizations, including service and special interest groups, student government, social fraternities and sororities, and 17 scholastic and honorary societies including Omicron Delta Kappa, Phi Beta Kappa and Alpha Kappa Psi.

## Admission

Stetson seeks students with a challenging high school curriculum. The Fall 2011 incoming freshmen class had an average 3.74 GPA, was in the middle 50 percent SAT range of 1070-1240 and the middle 50 percent ACT range of 22-27.





# Dr. Wendy Libby

## UNIVERSITY PRESIDENT

### Cornell, 1972

### Fourth Year

Stetson University entered a new era of leadership in July 2009 when Dr. Wendy B. Libby became the university's ninth president. With a broad career in higher education and private industry, she is building on Stetson's values-centered heritage and tradition of academic excellence and community engagement.

Libby is leading a comprehensive strategic plan focusing innovation to drive Stetson from success to significance – through reinforcement of academic excellence, establishment of a Student Success program, campus infrastructure improvements and growth in recruitment and retention. She spearheaded a major landscaping and classroom improvement project and development of a DeLand Campus Plan as a guide for future growth. She has taken a progressive approach to residential life at Stetson, including introduction of pet-friendly residence halls and purchase of an apartment complex for student housing.

Athletics has grown dramatically under her leadership. Along with Director of Athletics Jeff Altier, Libby was integral in bringing football back to Stetson for the first time since 1956. Coming with the return of football was the construction of a \$6.7 million, 25,000-square foot athletic training facility, which opened in August, 2012. Other additions

include Division I women's lacrosse and sand volleyball programs, a robust Club Sports program, and a cooperative effort with the city of DeLand to renovate Spec Martin Stadium for the return of Hatter Football in 2013.

In 2010, Libby was appointed to the Mainstreet Community Bank Board of Directors. In July 2011, she was named to Volusia/Flagler Business Report's list of "Influential Women in Business."

Libby served as president of Stephens College in Columbia, Mo., from 2003-09, and as vice president for business affairs and chief financial officer at Furman University, Greenville, S.C., from 1995 to 2003. She has 28 years of administrative and teaching experience in higher education, at institutions including Westbrook College (now part of the University of New England), the University of Hartford, the University of Connecticut Health Center in Farmington, The Ohio State University and Cornell University.

A native of Brooklyn, N.Y., Libby earned her doctorate in Educational Administration from the University of Connecticut in 1994. Her undergraduate degree, in Biology with a concentration in Genetics, is from Cornell University. She earned an MBA, with a concentration in Finance, from Cornell's Johnson Graduate School of Management.

Libby is a member of numerous higher education organizations. In honor of her outstanding leadership, Libby received the 2007 Athena Award from the Columbia (Mo.) Chamber of Commerce Women's Network for her support of women in realizing their full leadership potential and for contributing to the quality of life in the community.

She and her husband, Dr. Richard M. Libby, have two sons, Glenn and wife Ginger, and Gregg and wife Lori, four grandchildren, a great-granddaughter, and three dogs. An avid reader, she enjoys cooking and entertaining.





# Jeff Altier

## DIRECTOR OF ATHLETICS

### Stetson, 1982

### 16th Year



Jeff Altier, a 28-year veteran of the Stetson University athletic department, is in his 16th year as Director of Athletics. During his tenure, Altier has earned a reputation as an outstanding fundraiser and a leader with an eye on the future, and is noted for his active participation in the NCAA governance structure.

Altier, captain of the nationally-ranked 1982 Hatter baseball team, earned both his bachelor's and master's degrees from Stetson. Upon wrapping up his Stetson baseball career, he spent two years as a player/coach developing the sport in Perth, Australia. He then returned to Stetson as an assistant coach before being promoted to Ticket Manager, Director of Athletic Promotions, and then Associate Athletic Director. In these rolls, he spearheaded the department's development efforts as well as oversaw athletic marketing and promotions, concessions and travel coordination. He was named Director of Athletics in 1996.

Altier also served as Tournament Manager for the NCAA Division I Southeast First and Second Round Men's basketball tournament hosted by Stetson in 1993 and 1996 at the Orlando Arena, and as Tournament Director for the 1999 and 2004 tournament.

Stetson has taken great strides in the area of gender equity under Altier, increasing scholarships, participation opportunities and staffing for women's

athletics. The unprecedented success of the women's tennis, golf, soccer, basketball and softball teams in conference competition during Altier's tenure are evidence of his commitment to women's athletics. In fact, under his direction Stetson's women's and men's teams have won an impressive 15 conference championships.

A hallmark of Altier's professional career was the building of Stetson's \$4.5 million baseball facility, Melching Field at Conrad Park. Built in conjunction with the City of DeLand, Melching Field is regarded as one of the nation's premiere college baseball facilities. Altier then turned his attention to construction of an on-campus softball facility, which broke ground in 2002 and was ready for competition in February of 2003. Patricia Wilson Field has been named Collegiate Softball Field of the Year six times. He was also instrumental in securing new state-of-the-art field lighting for both the softball and soccer fields in 2005. Under his guidance, the Athletic Department has also seen the addition of the Wilson Athletic Center, a \$ 1.5 million health and wellness facility for the use of Stetson student-athletes.

Stetson athletics has continued to grow under Altier's guidance. Three new sports have recently been added - sand volleyball started competition in the spring of 2012, while women's lacrosse will start in the spring of 2013 and football will return in the

fall of 2013. The program is also growing in terms of staffing and facilities, with construction complete on the \$6.7 million, 25,000 square-foot Athletic Training Facility that houses offices, locker rooms, and sports medicine facilities for the football, women's lacrosse, and men's and women's soccer programs.

Altier's leadership has extended beyond campus, as he has taken on Atlantic Sun Conference leadership roles, chairing many committees and serving as conference vice-president. Additionally, he has served on the National Association of College Directors of Athletics Division IAAA board of directors, the NCAA A.E.C. Cabinet and is currently a member of the prestigious NCAA Leadership Council. Locally he has served as president of the DeLand Rotary Club, vice-president of the DeLand Sports Redevelopment Association, and is a graduate of Leadership DeLand and Leadership Orlando. He is currently a member of the board of directors of the Central Florida Sports Commission. Altier was honored as the West Volusia Sports person of the Year for 2004. In 2011 Altier was recognized by his peers in the National Association of Collegiate Director of Athletics as the Under Armour Southeast Region Division I Athletic Director of the Year.

Altier's family includes wife, Sarah (Booker) (Stetson B.A. '82, M.Ed. '96), and children Heath (Stetson M.B.A. '09), Brianne, and Garrett.

# ATHLETIC FACILITIES



*Athletic Training Center*



*Sand Volleyball Courts*



*International Rowing Center*



*Melching Field - Baseball*



*Edmunds Center - Basketball, Volleyball*



*Mandy Stoll Tennis Center*

## SPORTS MEDICINE

- The Stetson University Sports Medicine staff is under the direction of the head team physician, three associate physicians, and full time certified athletic trainers providing a full complement of services to enhance the physical performance and personal healthcare of each student-athlete.
- The sports medicine staff is located in the athletic training room of the Wilson Athletic Center. The athletic training room is a 2,500 square-foot facility dedicated to the healthcare of all student-athletes.
- The sports medicine staff is focused on identifying and preventing athletic injuries through the use of a complete line of evaluation tools including a state of the art isokinetic testing and rehabilitation device.
- The division of sports medicine utilizes a wide array of physicians, counselors, and other allied health care professionals to assist our student-athletes in all aspects of their healthcare, growth, and development.
- A full-time certified athletic trainer is on site for all in season practices, games, weight training, and conditioning sessions.



## SPORTS MEDICINE STAFF



**Glenn Brickey**  
Director of  
Sports Medicine



**Andrew Kovachy**  
Associate  
Athletic Trainer



**Rachel Craddock**  
Assistant  
Athletic Trainer



**Adam Deimling**  
Assistant  
Athletic Trainer



**David Krazeise**  
Assistant  
Athletic Trainer



**Dan Riegler**  
Assistant  
Athletic Trainer



**Christina To**  
Assistant  
Athletic Trainer



**Chelsea Staney**  
Athletic  
Training Intern



# Brad Lokey

**DIRECTOR OF STRENGTH  
AND CONDITIONING**  
**Central Methodist, 2006**

After spending more than three years away from the state of Florida, Longwood native Brad Lokey has returned home to serve as the Director of Strength and Conditioning at Stetson University.

A former member of the United States Marine Corps, Lokey will oversee the strength and conditioning program for all 19 of Stetson's varsity sports. Lokey is a certified Strength and Conditioning Coach by the Collegiate Strength & Conditioning Coaches Association as well as by the National Strength & Conditioning Association. He is also certified as a personal trainer.

Lokey comes to Stetson from Cumberland University in Tennessee where he was the Director of Strength & Conditioning. Before that, he spent six months working in the Georgia Tech Strength and Conditioning department – primarily working with the football, softball, swimming and diving and cheerleading squads for the Yellow Jackets.

Lokey was the first head Strength and Conditioning Coach and Fitness Center Manager at Webber International University in Babson Park, Fla., working in that position for two years. He was responsible for the 19-sport Warriors program, designing and implementing workout programs for all sports, implementing and analyzing results to test the effectiveness of the programs and creating a computer data base for workouts for student-athletes.

Lokey was born in Shelbyville, Tenn., but grew up in Florida, graduating from Lyman High School in Longwood. He received his bachelor's degree in Recreational Administration with minors in Biology and Coaching from Central Methodist University in Fayette, Mo., in December of 2006. He earned a master's degree in Business Administration and Sport Management from Webber International in 2009.

Lokey is a member of the National Strength and Conditioning Association (NSCA) and Collegiate Strength and Conditioning Coaches Association (CSCCa). Lokey possesses three credentials from the NSCA including; Registered Strength & Conditioning Coach (RSCC), Certified Strength and Conditioning Specialist (CSCS) and Personal Trainer (CPT). He is also Strength & Conditioning Coach Certified (SCCC) and is recognized as an approved mentor by the CSCCa.



*Stetson's Strength and Conditioning Facility at the Athletic Training Center*





800-260-1067  
www.majordisplay.com

386-734-5343  
www.baceconstruction.com

DR DISPLAY  
boards and Video  
260-1067  
JORDISPLAY.COM

WJTA  
Constructio  
386-734-5  
www.baceconstructio

| AT BAT | BALL | STRIKE | OUT  | H/E  |      |      |      |      |      |      |      |      |
|--------|------|--------|------|------|------|------|------|------|------|------|------|------|
| 00     | 00   | 00     | 00   | 00   |      |      |      |      |      |      |      |      |
| 1      | 2    | 3      | 4    | 5    | 6    | 7    | 8    | 9    | 10   | RUNS | HITS | ERR  |
| 0000   | 0000 | 0000   | 0000 | 0000 | 0000 | 0000 | 0000 | 0000 | 0000 | 0000 | 0000 | 0000 |

ville  
ger

Louis  
ger®



# 2013 Schedule

| DAY  | DATE    | OPPONENT                              | LOCATION        | TIME     |
|------|---------|---------------------------------------|-----------------|----------|
| Fri. | Feb. 8  | <sup>1</sup> MICHIGAN STATE           | DeLand          | 4:00 pm  |
| Fri. | Feb. 8  | <sup>1</sup> SOUTH CAROLINA           | DeLand          | 6:30 pm  |
| Sat. | Feb. 9  | <sup>1</sup> SOUTH CAROLINA           | DeLand          | 4:00 pm  |
| Sat. | Feb. 9  | <sup>1</sup> MICHIGAN STATE           | DeLand          | 6:30 pm  |
| Fri. | Feb. 15 | <sup>2</sup> vs. South Carolina       | Orlando, Fla.   | 6:30 pm  |
| Sat. | Feb. 16 | <sup>2</sup> vs. Texas-Arlington      | Orlando, Fla.   | 11:00 am |
| Sat. | Feb. 16 | <sup>2</sup> vs. Buffalo              | Orlando, Fla.   | 4:00 pm  |
| Fri. | Feb. 22 | <sup>3</sup> DARTMOUTH                | DeLand          | 4:00 pm  |
| Fri. | Feb. 22 | <sup>3</sup> BETHUNE-COOKMAN          | DeLand          | 6:30 pm  |
| Sat. | Feb. 23 | <sup>3</sup> FLORIDA A&M              | DeLand          | 4:00 pm  |
| Sat. | Feb. 23 | <sup>3</sup> BETHUNE-COOKMAN          | DeLand          | 6:30 pm  |
| Wed. | Feb. 27 | UCF (Strikeout Cancer Day)            | DeLand          | 6:00 pm  |
| Fri. | Mar. 1  | NIAGARA (DH)                          | DeLand          | 4:00 pm  |
| Fri. | Mar. 8  | <sup>4</sup> FAIRLEIGH DICKINSON      | DeLand          | 4:00 pm  |
| Fri. | Mar. 8  | <sup>4</sup> COLGATE                  | DeLand          | 6:30 pm  |
| Sat. | Mar. 9  | <sup>4</sup> VALPARAISO               | DeLand          | 4:00 pm  |
| Sat. | Mar. 9  | <sup>4</sup> FAIRLEIGH DICKINSON      | DeLand          | 6:30 pm  |
| Sun. | Mar. 10 | <sup>4</sup> Consolation/Championship | DeLand          | 12:00 pm |
| Wed. | Mar. 13 | COLGATE (DH)                          | DeLand          | 4:00 pm  |
| Sat. | Mar. 16 | * at Florida Gulf Coast (DH)          | Ft. Myers, Fla. | 2:00 pm  |
| Sun. | Mar. 17 | * at Florida Gulf Coast               | Ft. Myers, Fla. | 2:00 pm  |
| Tue. | Mar. 19 | CORNELL (DH)                          | DeLand          | 4:00 pm  |
| Wed. | Mar. 20 | MARSHALL                              | DeLand          | 4:00 pm  |
| Sat. | Mar. 23 | * MERCER (DH)                         | DeLand          | 1:00 pm  |
| Sun. | Mar. 24 | * MERCER                              | DeLand          | 1:00 pm  |
| Fri. | Mar. 29 | * NORTHERN KENTUCKY (DH)              | DeLand          | 1:00 pm  |
| Sat. | Mar. 30 | * NORTHERN KENTUCKY                   | DeLand          | 12:00 pm |

| DAY  | DATE      | OPPONENT                  | LOCATION           | TIME    |
|------|-----------|---------------------------|--------------------|---------|
| Sat. | Apr. 6    | * at USC Upstate (DH)     | Spartanburg, S.C.  | 4:00 pm |
| Sun. | Apr. 7    | * at USC Upstate          | Spartanburg, S.C.  | 1:00 pm |
| Wed. | Apr. 10   | * at Jacksonville (DH)    | Jacksonville, Fla. | 5:00 pm |
| Sat. | Apr. 13   | * KENNESAW STATE (DH)     | DeLand             | 1:00 pm |
| Sun. | Apr. 14   | * KENNESAW STATE          | DeLand             | 1:00 pm |
| Wed. | Apr. 17   | * NORTH FLORIDA (DH)      | DeLand             | 4:00 pm |
| Sat. | Apr. 20   | * ETSU (DH)               | DeLand             | 1:00 pm |
| Sun. | Apr. 21   | * ETSU                    | DeLand             | 1:00 pm |
| Wed. | Apr. 24   | * at Jacksonville         | Jacksonville, Fla. | 5:00 pm |
| Sat. | Apr. 27   | * at Lipscomb (DH)        | Nashville, Tenn.   | 3:30 pm |
| Sun. | Apr. 28   | * at Lipscomb             | Nashville, Tenn.   | 2:00 pm |
| Wed. | May 1     | * NORTH FLORIDA           | DeLand             | 4:00 pm |
|      | May 8-11  | Atlantic Sun Championship | Nashville, Tenn.   | TBA     |
|      | May 17-19 | NCAA Regionals            | Campus Sites       | TBA     |
|      | May 24-26 | NCAA Super Regionals      | Campus Sites       | TBA     |
|      | May 30-J5 | WCWS                      | Oklahoma City, OK  | TBA     |

1 - Stetson Lead-Off Classic

2 - UCF Holiday Inn Select Tournament, Orlando, Fla.

3 - Hatter Classic

4 - Stetson Classic

\* - Atlantic Sun Conference game

Home games in **GREEN CAPS** and played at Patricia Wilson Field

All times Eastern and subject to change

For tickets, call (386) 738-HATS

or visit [www.GoHatters.com](http://www.GoHatters.com)

**STETSON**  
UNIVERSITY