

# STREETSON



# 2013 SOFTBALL

## RADIO / TV ROSTER



**#1 • Jordan Cleghorn**  
C/IF • R-R • 5-5 • Sr.  
Ball Ground, Ga.



**#3 • K.K. Woolington**  
OF • R-R • 5-7 • Fr.  
Tallahassee, Fla.



**#4 • Chelsea Whalley**  
OF • L-R • 5-3 • Sr.  
Calgary, Alta.



**#6 • Courtney Brandt**  
P/OF • R-R • 5-11 • So.  
Dade City, Fla.



**#7 • Brittany Hawn**  
UTIL • R-R • 5-1 • Fr.  
Kaneohe, Hawaii



**#8 • Allison Sutherlin**  
C • R-R • 5-6 • So.  
Huntsville, Ala.



**#10 • Taylor Cochran**  
P • R-R • 6-0 • So.  
Auburndale, Fla.



**#11 • Demi Meza**  
IF • R-R • 5-7 • So.  
Oxnard, Calif.



**#14 • Molly Shasteen**  
2B/OF • L-R • 5-3 • Fr.  
Orlando, Fla.



**#15 • Sarah Read**  
P/IF • R-R • 5-11 • Jr.  
Seminole, Fla.



**#16 • Morgan Hatch**  
IF • R-R • 5-10 • Fr.  
Orlando, Fla.



**#17 • Jessica Griffin**  
C/UT • L-L • 5-7 • Fr.  
Port Saint John, Fla.



**#18 • Mallory Brooks**  
UTIL • R-R • 5-2 • So.  
Tampa, Fla.



**#21 • Chrissy Morello**  
OF • L-R • 5-2 • Jr.  
Ormond Beach, Fla.



**#22 • Kayla Drury**  
IF • R-R • 5-4 • Fr.  
DeLand, Fla.



**#23 • Meredith Owen**  
P/IF • R-R • 5-8 • Jr.  
Jackson, Miss.



**Frank Griffin**  
Head Coach  
17th Season



**Vanessa Bataille**  
Associate Head Coach  
14th Season



**J.J. Payette**  
Assistant Coach  
Seventh Season



**Amy Krazeise**  
Assistant Coach  
First Season



**Rachel Craddock**  
Assistant Athletic  
Trainer, ATC/L

# STETSON™ FASTPITCH

## TABLE OF CONTENTS

Table of Contents / Mission Statement.....	1
Quick Facts / Social Media.....	2
Patricia Wilson Field.....	3-5
2013 Roster / Team Photo.....	6
Head Coach Frank Griffin.....	7-9
Associate Head Coach Vanessa Bataille	10
Assistant Coach J.J. Payette.....	11
Assistant Coach Amy Krazeise.....	12
Player Profiles .....	13-30
Support Staff.....	30
2012 Statistics .....	31
2012 Results.....	32
2012 Miscellaneous Stats.....	33
2012 Atlantic Sun Review.....	34
Single-Game Records .....	35
No-Hitters and Perfect Games .....	35
Single-Season Team Records .....	35
Single-Season Individual Records.....	36-37
Career Individual Records.....	38-39
Year-By-Year Stats and Summary.....	40-41
Honors & Awards.....	42
All-Time Letterwinners.....	43
Game-By-Game Results .....	44-50
All-Time Record vs. Opponents.....	50
Patricia Wilson Field Records.....	51-52
This Is ... The Atlantic Sun.....	53
This Is ... Stetson University.....	54-55
President of the University.....	56
Director of Athletics.....	57
Athletic Facilities.....	58
Sports Medicine.....	59
Strength and Conditioning.....	60
Radio / TV Roster.....	IBC
2013 Schedule.....	OBC



## CREDITS

The 2013 Stetson Fastpitch Media Guide is a publication of the Stetson University Athletic Communications Office. Written and designed by assistant director Jamie Bataille, editorial assistance by Ricky Hazel and Dan Forcella. Photography by Jim Hogue photos, Bob Newsome, and Stetson Athletics.

## MISSION STATEMENT

The Stetson University Athletic Department strives to provide students with a sound educational experience through a holistic and collaborative athletic program that allows students to develop intellectually, spiritually, socially, and physically. Excellence is pursued through participation in a successful Division I, NCAA program, superior coaching, interaction among coaches, faculty, students, and staff, and a diversity of student-athlete activities based on a liberal-arts education. Students develop leadership through sport participation and community activities. In unison with the University Mission, the Athletic program helps students pursue truth by actively recruiting and providing a diverse and caring environment that values and commits to the rights and fair treatment of all people regardless of race, religion, or gender. The Athletic Program (Department) encourages its student athletes to be morally sensitive and contributing citizens through active forms of social responsibility.

## 2013 QUICK FACTS

### GENERAL INFORMATION

School:.....Stetson University  
 City: .....DeLand, Fla.  
 Founded: .....1883  
 Enrollment (All Campuses):.....3,961  
 Nickname:.....Hatters  
 Colors:.....Hunter Green and White  
 Stadium: .....Patricia Wilson Field  
 Capacity:.....1,000  
 Affiliation:.....NCAA Division I  
 Conference:.....Atlantic Sun  
 President: .....Dr. Wendy B. Libby (Cornell, 1972)  
 Director of Athletics:.....Jeff Altier (Stetson, 1982)  
 SWA: .....Alicia Queally (North Carolina, 1999)  
 FAR:.....Dr. Mike Bitter (Stetson, 1987)  
 Athletic Department Phone:.....386.822.8100  
 Ticket Office Phone: .....386.822.8110

### PROGRAM HISTORY

First Season .....1985  
 Overall Record.....836-609  
 NCAA Tournament Appearances.....1 (2007)  
 Last postseason result.....2-2 @ 2012 A-Sun Tournament

### ATHLETIC COMMUNICATIONS

Asst. AD for Athletic Communications .....Ricky Hazel  
 Office Phone.....(386) 822-8130  
 E-mail .....jhazel@stetson.edu  
 Assistant Director .....Dan Forcella  
 Office Phone.....(386) 822-8718  
 E-mail .....dforcell@stetson.edu  
 Assistant Director (SB Contact).....Jamie Bataille  
 Office Phone.....(386) 822-8131  
 Cell Phone / Press Box Phone .....(386) 748-4586  
 E-mail .....jbataill@stetson.edu  
 Office Fax.....(386) 822-7486  
 Mailing Address .....421 N. Woodland Blvd., Unit 8359  
 .....DeLand, FL 32723  
 Athletics Website .....www.gohatters.com  
 Twitter .....@StetsonSoftball, @StetsonHatters

### COACHING STAFF

Head Coach.....Frank Griffin  
 Alma Mater .....Winthrop '79  
 Record at Stetson .....543-354, .605 (17th season)  
 Career Record .....768-441, .635 (24th season)  
 Softball Office Phone.....(386) 822-8129  
 Associate Head Coach .....Vanessa Bataille (14th season)  
 Assistant Coach.....J.J. Payette (7th season)  
 Volunteer Assistant Coach.....Amy Krazeise (1st Season)  
 Assistant Athletic Trainer .....Rachel Craddock, ATC/L

### TEAM INFORMATION

2012 Overall Record .....26-22  
 2012 A-Sun Record/Finish .....9-9/6th  
 A-Sun Tournament.....2-2/3rd  
 Starters Returning/Lost .....6/4  
 Pitchers Returning/Lost .....3/0  
 Newcomers .....7 (1 Transfer, 6 Freshmen)

### LETTERWINNERS RETURNING (9)

No.	Player	Yr.	Pos.	2012 Statistics
1	Jordan Cleghorn	Sr.	C	.246, 3 HR, 14 RBI
4	Chelsea Whalley	Sr.	OF	.200, 1 HR, 4 RBI
6	Courtney Brandt	So.	P/DP	.273, 8 HR, 11-11, 2.20
8	Allison Sutherland	So.	C	.310, 0 HR, 5 RBI
10	Taylor Cochran	So.	P	0-0, 0.00 ERA, 1 IP
11	Demi Meza	So.	IF	.254, 4 HR, 21 RBI
18	Mallory Brooks	So.	IF	.000, 0 HR, 0 RBI
21	Chrissy Morello	Jr.	OF	.295, 43 H, 21 SB
23	Meredith Owen	Jr.	P/DP	.311, 6 HR, 15-11, 2.35

### NEWCOMERS (7)

No.	Player	Yr.	Pos.	Hometown
3	K.K. Woolington	Fr.	OF	Tallahassee, Fla.
7	Brittany Hawn	Fr.	UTIL	Kaneohe, Hawaii
14	Molly Shasteen	Fr.	IF	Orlando, Fla.
15	Sarah Read	Jr.	P	Seminole, Fla.
16	Morgan Hatch	Fr.	IF	Orlando, Fla.
17	Jessica Griffin	Fr.	C/UT	Port St. John, Fla.
22	Kayla Drury	Fr.	IF	DeLand, Fla.

## 2013 A-SUN PRESEASON POLL

### Atlantic Sun Preseason Coaches Poll

Pl.	Team (1st Place Votes)	Points
1.	FGCU (10)	100
2.	Kennesaw State	89
3.	USC Upstate	73
4.	Lipscomb	67
5.	Jacksonville	58
6.	<b>Stetson</b>	<b>56</b>
7.	North Florida	40
T8.	Northern Kentucky	27
T8.	Mercer	27
10.	ETSU	13

## SOCIAL MEDIA



**Stetson Athletics**  
**Stetson Fastpitch**

Like us on facebook, the official fan page of Stetson Athletics. Share your excitement for anything and everything Stetson Athletics with other Hatter fans. Comment on stories, photos, and more!



**@StetsonSoftball**  
**@StetsonHatters**

For up-to-the-minute Stetson softball team news, including in-game updates and links to postgame stories and video, follow @StetsonSoftball on twitter. For all Stetson Athletics news, follow @StetsonHatters.



**StetsonHatters**

Visit the StetsonHatters channel on YouTube for all of the latest video from Stetson Softball and Stetson Athletics.

## PATRICIA WILSON FIELD - HOME OF THE HATTERS



A six-time national Field of the Year award winner, Patricia Wilson Field is the beautiful home of the Stetson Hatters softball team.

Located on the Stetson University campus near the corner of Garfield and Arizona, the complex features a game field and stadium, batting cages and practice area, and a team fieldhouse facility.

The game field features a clay playing surface, an outfield with Bermuda grass, irrigation, four bullpens, spacious dugouts, and a lighting system suitable for televising night games. A huge state-of-the-art scoreboard and video board was installed in 2011, and a new sound system was added in 2012.

A two-story press box contains a working suite for staff and media, a VIP suite for entertaining guests, and a broadcast booth for the play-by-play announcer and video production. Directly below the press box is the reserved seating section with over 100 premium chairback seats. Other fan-friendly stadium features include general admission seating in close proximity to home plate, restrooms, a concession stand and picnic area, and bleachers beyond the left field foul pole.

Student-athletes can practice and prepare for games in the spacious warm-up area, which contains numerous hitting stations and two full size batting cages.

Located in the southeast corner of the complex is the team fieldhouse. A jewel in of itself, the building houses the Hatters

locker room, a training room, a large team meeting room, a laundry room, and the coaches' offices.

The Hatters have enjoyed great success since Patricia Wilson Field opened in 2003, posting a .692 winning percentage through the first 10 seasons.

The care and dedication shown by head coach Frank Griffin, head maintenance technician Steve Barnard, former head maintenance technician George Marshall as well as associate head coach Vanessa Bataille and assistant coach J.J. Payette in maintaining Patricia Wilson Field never goes unnoticed by the Hatters, their fans or visiting fans.

In addition, Sports Turf Managers Association (STMA), the pre-eminent professional sports turf organization in the nation

## PATRICIA WILSON FIELD - HOME OF THE HATTERS

has recognized Patricia Wilson Field with National College Softball Field of the Year awards in 2007, 2008, 2009 and 2011. The National Fastpitch Coaches Association (NFCA) has also named the facility its Field of the Year in 2004 and 2007.

The Stetson University Board of Trustees named the on-campus softball complex "Patricia Wilson Field" to honor the alumna's long-standing support of the Stetson Athletic Department.

Patricia Maxcy Wilson, a 1947 Stetson University graduate, and her husband Pat Wilson '49 have donated one million dollars to name a newly built residence hall on campus. With the softball field at the time nearing its final stages of completion, it was decided that half of that donation would be used to name the field as well. The Wilsons are devoted supporters of Stetson Athletics, making the initial gift of \$750,000 for the Wilson Athletic Center in the 1990s and give annually for women's athletic scholarships.

After years of hard work and fundraising, the Hatters began 2002 fall practice on the new on-campus home field and played their inaugural games on the field during the February 15, 2003 Grand Opening.

While much of the facility's construction was contracted out, University staff completed several of its unique features and is involved in constant upkeep of the grounds. Coach Griffin and his staff built the backstop, dugouts, bullpens, and batting cages, as well as the lockers and trophy case in the fieldhouse.

The Stetson staff enjoys the field's positive characteristics such as easy maintenance and quick drainage following heavy

rains. The consistency of the infield and outfield material also results in a safer playing surface for the athletes. Griffin believes the combination of these qualities significantly improves Stetson's ability to recruit exceptional student-athletes.


The project was many years in the making and Griffin commended the University for ensuring that a quality field be built. Estimated at over one million dollars, the completely donor-funded facility was the result of the generosity of more than 600 individuals and businesses.

The opportunity remains for a donor to have the softball complex named in his or her honor. Other donors have purchased bricks from Stetson softball that surround the area outside the backstop to be personalized by engraving to support the program.

"Having this quality of a facility has afforded us the opportunity to attract a number of high caliber programs to play here," said Griffin. "It is great for our program to be able to play nationally recognized teams at home without the travel expense or inconvenience of players missing classes."

Stetson won its first 18 consecutive home games when Patricia Wilson opened in 2003. The Hatters went 27-3 at home that year, and then went 29-5 at home in 2004. The Hatters set a school-record with 35 home wins in 2006, and in May 2007, Stetson claimed its first Atlantic Sun tournament championship and automatic bid to its first NCAA Tournament at Patricia Wilson Field.

Patricia Wilson Field was the host site of the 2007-2010 Atlantic Sun Conference Softball Championships.



### Directions To Patricia Wilson Field (430 E. Arizona Ave. DeLand FL 32724)

#### From Orlando/Tampa (I-4 Eastbound)

Take the first DeLand Exit (114) and turn left on State Road 472. Travel approximately three miles and fork right onto Highway 17/92, which becomes Woodland Boulevard. Travel through downtown DeLand (approx. 5 miles) to the Stetson campus and turn right on Michigan Ave. Turn left on Amelia Ave and then first right on Arizona Ave., The field will be on the right.

#### From Jacksonville (I-95 Southbound)

Take the Speedway Blvd. Exit (261B) and head west approximately 16 miles into DeLand. Pass the Clarion Hotel and turn left on Amelia Ave. Take Amelia into campus. Take a left on Arizona Ave. (one street past the traffic light at Minnesota Ave.) The field will be on the right.

#### From Miami (I-95 Northbound)

Take exit 249 (DeLand/New Smyrna Beach) and head west on State Road 44 approximately 20 miles into DeLand. SR 44 becomes New York Ave. Turn right on Amelia Ave. and then right on Arizona Ave. The field will be on the right.

#### From Ocala (I-75)

Take Exit 358 and head east on State Road 326. Travel approximately 15 miles and turn left on State Road 40. Travel approximately 45 miles and turn right on US Highway 17. Travel approximately 15 miles into DeLand. US 17 becomes Woodland Blvd. Turn left on Plymouth Ave. Turn right on Amelia Ave. Take a left on Arizona Ave. (one street past the traffic light at Minnesota Ave.) The field will be on the right.

## PATRICIA WILSON FIELD - TEAM FIELDHOUSE





## 2013 STETSON SOFTBALL ROSTER

<u>No.</u>	<u>Name</u>	<u>Pos.</u>	<u>B/T</u>	<u>Ht.</u>	<u>Cl.</u>	<u>Hometown/Previous School</u>	<u>Academic Major</u>
1	Jordan Cleghorn	C/INF	R/R	5-5	SR	Ball Ground, Ga./Creekview HS	Elementary Education
3	K.K. Woolington	OF	R/R	5-7	FR	Tallahassee, Fla./Chiles HS	Undeclared
4	Chelsea Whalley	OF	L/R	5-3	SR	Calgary, Alta./Bowness HS	Integrative Health Science
6	Courtney Brandt	P/OF	R/R	5-11	SO	Dade City, Fla./Pasco HS	History
7	Brittany Hawn	UTIL	R/R	5-1	FR	Kaneohe, Hawai'i/James B. Castle HS	Sociology
8	Allison Sutherlin	C	R/R	5-6	SO	Huntsville, Ala./Sparkman HS	Integrative Health Science
10	Taylor Cochran	P	R/R	6-0	R-SO	Auburndale, Fla./Auburndale HS	English
11	Demi Meza	INF	R/R	5-7	SO	Oxnard, Calif./Oxnard HS	Business
14	Molly Shasteen	2B/OF	L/R	5-3	FR	Orlando, Fla./Timber Creek HS	Management
15	Sarah Read	P/1B	R/R	5-11	JR	Seminole, Fla./Indian River State College	Psychology
16	Morgan Hatch	1B/C	R/R	5-10	FR	Orlando, Fla./Timber Creek HS	Business
17	Jessica Griffin	C	L/L	5-7	FR	Port Saint John, Fla./Space Coast HS	English
18	Mallory Brooks	INF	R/R	5-2	SO	Tampa, Fla./King HS	Environmental Science
21	Chrissy Morello	OF	L/R	5-2	JR	Ormond Beach, Fla./Spruce Creek HS	Elementary Education
22	Kayla Drury	INF	R/R	5-4	FR	DeLand, Fla./Taylor HS	Business
23	Meredith Owen	P/INF	R/R	5-8	JR	Jackson, Miss./Jackson Prep School	Marketing

**Head Coach** – Frank Griffin (Winthrop, 1983) – 17th Year  
**Associate Head Coach** – Vanessa Bataille (Winthrop, 1990) – 14th Year  
**Assistant Coach** – J.J. Payette (Stetson, 2006) – Seventh Year  
**Assistant Coach** – A.J. Krazeise (Stetson, 2010) – First Year  
**Assistant Athletic Trainer** – Rachel Craddock, ATC/L (Texas, 2008)

**PRONUNCIATION GUIDE**  
 Demi Meza – DEM-ee MAY-za  
 Sarah Read – REED  
 Chelsea Whalley - WALL-ee  
 Vanessa Bataille – buh-TIE

### ALPHABETICAL ROSTER

- 6 Courtney Brandt ..... P/OF
- 18 Mallory Brooks..... INF
- 1 Jordan Cleghorn..... C/INF
- 10 Taylor Cochran ..... P
- 22 Kayla Drury..... INF
- 17 Jessica Griffin..... C
- 16 Morgan Hatch..... 1B/C
- 7 Brittany Hawn ..... UTIL
- 11 Demi Meza ..... INF
- 21 Chrissy Morello..... OF
- 23 Meredith Owen ..... P/INF
- 15 Sarah Read ..... P/1B
- 14 Molly Shasteen..... 2B/OF
- 8 Allison Sutherlin..... C
- 4 Chelsea Whalley ..... OF
- 3 K.K. Woolington..... OF

### BREAKDOWN BY CLASS

- |  |   |
|--|---|
| <p><u>Seniors (2)</u><br/>         Jordan Cleghorn<br/>         Chelsea Whalley</p>  | <p><u>Juniors (3)</u><br/>         Chrissy Morello<br/>         Meredith Owen<br/>         Sarah Read</p>   |
| <p><u>Freshmen (6)</u><br/>         Kayla Drury<br/>         Jessica Griffin<br/>         Morgan Hatch<br/>         Brittany Hawn<br/>         Molly Shasteen<br/>         K.K. Woolington</p> | <p><u>Sophomores (5)</u><br/>         Courtney Brandt<br/>         Mallory Brooks<br/>         Taylor Cochran<br/>         Demi Meza<br/>         Allison Sutherlin</p> |

### BREAKDOWN BY STATE

- Alabama (1) ..... Allison Sutherlin
- Alberta (Canada) (1) ..... Chelsea Whalley
- California (1) ..... Demi Meza
- Florida (10) ..... Courtney Brandt, Mallory Brooks, Taylor Cochran, Kayla Drury, Jessica Griffin, Morgan Hatch, Chrissy Morello, Sarah Read, Molly Shasteen, K.K. Woolington
- Georgia (1) ..... Jordan Cleghorn
- Hawai'i (1) ..... Brittany Hawn
- Mississippi (1) ..... Meredith Owen



# Frank Griffin

**HEAD COACH**

**Winthrop, 1979 (B.S.), 1983 (M.S.)  
17th Season at Stetson (543-354)**



One of the most successful coaches in Division I softball, Frank Griffin is in his 17th year as head coach of the Stetson softball team.

Griffin has amassed 768 career victories during his 23 seasons, an average of over 33 wins per year. His victory total currently ranks him 24th among active NCAA Division I coaches and 38th on the all-time Division I coaches list.

During his 16 years at Stetson, Griffin has led the Hatters to 543 wins, 14 appearances in the A-Sun Softball tournament, two regular season championships and one conference tournament title in 2007 and an appearance in the NCAA Tournament.

The 2012 season saw Griffin lead the Hatters to a bounceback campaign and a return to their typical winning form, going 26-22 overall and 9-9 in the Atlantic Sun Conference. Stetson became the first #6 seed since 1998 to win its first two games in the A-Sun tournament. Postseason honors went to center fielder Chrissy Morello (Second Team All-Atlantic Sun), pitcher Courtney Brandt (A-Sun All-Freshman Team, A-Sun All-Tournament Team) pitcher Meredith Owen (A-Sun All-Tournament Team, All-Conference Academic Team) and first baseman Carolyn Boyd (All-Conference Academic Team).

Griffin earned his 500th victory as Stetson's head coach on February 18, 2011 as the Hatters beat South Dakota State 10-2 at Patricia Wilson Field. Two players ended up earning all-conference

honors: third baseman Jill Semento (First Team All-Atlantic Sun, First Team CoSIDA Academic All-District) and center fielder Chrissy Morello (Second Team All-Atlantic Sun, A-Sun All-Freshman Team).

The 2010 season saw Griffin lead the Hatters to an excellent comeback from a disappointing 2009 campaign, turning a team picked to finish 10th in the Atlantic Sun Conference into a



## Griffin Year-By-Year

Year	School	W-L	Pct.
1983	Winthrop	28-9	.757
1984	Winthrop	34-7	.829
1985	Winthrop	33-12	.733
1986	Winthrop	35-12	.745
1987	Winthrop	37-10	.787
1988	Winthrop	24-27	.471
1989	Winthrop	34-10	.773
<i>Totals</i>	<i>Winthrop</i>	<i>225-87</i>	<i>.721</i>
1997	Stetson	21-25	.457
1998	Stetson	36-20	.643
1999	Stetson	24-33	.421
2000	Stetson	38-20	.655
2001	Stetson	29-24	.547
2002	Stetson	45-14	.763
2003	Stetson	36-14	.720
2004	Stetson	45-17	.723
2005	Stetson	35-20	.636
2006	Stetson	45-16	.738
2007	Stetson	44-22	.667
2008	Stetson	43-24	.642
2009	Stetson	23-31	.426
2010	Stetson	34-21	.618
2011	Stetson	19-31	.380
2012	Stetson	26-22	.542
<i>Totals</i>	<i>Stetson</i>	<i>543-354</i>	<i>.605</i>
<b>Totals</b>	<b>23 Years</b>	<b>768-441</b>	<b>.635</b>

## COACHING STAFF

second place squad by year's end. The Hatters went 34-21 and 14-6 in conference play with four Second Team All-Atlantic Sun honorees; pitcher Amanda Lindsey and catcher Jessica Lokeinsky earned NFCA All-Southeast Region honors as well. Griffin earned his 700th career victory on March 9, 2010 when Lindsey threw a no-hitter against Austin Peay at Patricia Wilson Field.

In 2008, Griffin brought the Hatters to the Atlantic Sun Tournament finals for the third consecutive season, reached the 40-win mark for the third year in a row and the fifth time in the last seven seasons, and picked up his 400th Stetson victory on the first day of the season. Stetson picked up two victories in the conference



tournament, including a triumph over Lipscomb in Griffin's 1,000th game as a Division I softball coach and an extra-inning thriller over Mercer.

The 2007 season provided many highlights for Griffin, including his 600th career win, which came against Dartmouth on March 22, but none were bigger than his Hatters rallying from the brink of elimination with three consecutive victories in the Atlantic Sun Conference Tournament to claim the program's first A-Sun Tournament title and NCAA Tournament appearance in its history.

With Stetson's final regular season win of 2006 against Jacksonville on May 6, Griffin reached his 350th victory at Stetson. That year Stetson softball earned its seventh straight conference championship appearance, going in as the top seed in the 2006 A-Sun Conference Championship after posting a school-record 16 regular-season league wins. Griffin led his Hatters to a school record 23 shutouts and the second highest win percentage in the programs history at .738.

Griffin opened the 2005 season with his 500th career win in the first game of the season on Feb. 5, then later reached another milestone with his 300th win at Stetson on April 8. With a 35-20 overall and 13-7 A-Sun record in 2005, Stetson earned its sixth straight league tournament berth. The Hatters continued to enjoy the home field advantage with a .707 (29-12) winning percentage, bringing their three-year total to 85-20 for an .810 percentage.

Griffin guided the 2004 Stetson softball program to a record-tying 45-win season and its fifth consecutive conference tournament, seventh in the past eight years, after winning a record-tying 14 league games. For the second season, the Hatters also boasted a successful home performance with a 29-5 mark at the new Stetson Softball Field.

After a another successful regular season, including a third-place league finish, Griffin led his 2003 squad to its sixth Atlantic Sun Conference tournament appearance during his seven years with the program. The Hatters also enjoyed a .900 home winning percentage with a 27-3 record after a 18-0 start at their new on-campus field.

While ending up 45-14 overall and 12-6 in the conference, which was good enough for fourth, the 2002 squad broke numerous school records including wins in a season and season winning percentage. The Hatters set a new school and conference mark with a 28-game win streak that lasted from Feb. 16 until March 24. The team also gained national recognition by receiving votes in the USA Today/National Fastpitch Coaches Association National Poll for the first time in the program's history. Griffin also reached a milestone that season with his 400th career victory with a 10-7 win over Cornell on March 17. After notching a 9-5 Atlantic Sun record, Griffin's 2001 team finished in a three-way tie for regular season champions.

On March 18, 2000, Griffin became the winningest coach in Hatter softball history as the Hatters defeated Youngstown State, 3-2. It was his 104th win at Stetson. That season, Griffin led the Hatters to a school-



## COACHING STAFF

record 38 wins and a second-place finish in the A-Sun tournament.

In 1998, the Hatters enjoyed one of their best seasons in school history compiling a 36-20 record and a third-place finish at the conference tournament. Stetson's amazing turnaround from a 21-25 record in 1997 ranked 20th among most improved Div. I softball programs in 1998.

These positive results on the field would not have come without Griffin's hard work behind the scenes. In his first five years at Stetson, Griffin spearheaded a movement to bring the softball program to a major sport status. In 1997, the program had just 2.3 scholarships



to award student-athletes. That figure was raised to 5.3 in the 1998 recruiting year, raised to 8.3 in 1999 and to 10.7 in 2000. In the summer of 2001, Griffin was able to award a full 11.7 scholarships to softball student-athletes. In addition, the softball program received a \$150,000 budget increase over the next three seasons. The increase allowed Griffin to hire Stetson's first two full-time assistant coaches, one of which (Vanessa Bataille) has been with the Hatters ever since and now holds the title of Associate Head Coach.

Griffin has also led a fundraising effort for Patricia Wilson Field, the three-time National Field of the Year winner that is the crown jewel of Atlantic Sun Conference softball facilities. Construction on the facility began on April 29, 2002 and the team began fall practice on the field on Oct. 21, 2002. The 2003 season marked the inaugural season on the new field for the Hatters, but additions and improvements to the complex continued for six years as the team building that opened in the summer of 2008 marked the capstone to the project. Patricia Wilson Field seats 1,000 spectators in chairbacks behind home plate, two picnic areas and bleachers beyond the left field fence. A full concession stand with restrooms, in addition to a press box, VIP lounge, TV/radio booth, two bullpens and batting cages, are among the amenities located on-site. A brand-new scoreboard and video graphics board was installed in time for the start of the 2011 season.

While at Stetson, Griffin has coached 29 A-Sun Pitchers of the Week, 19 A-Sun Players of the Week, 19 first-team all-conference players, 22 second-team all-conference players, four third-team all-conference players, four all-freshman team players, one A-Sun Player of the Year, two first-team all-region performers and five second-team all-region players. Griffin has had five players earn CoSIDA Academic All-Region and two to be chosen CoSIDA Academic All-America. He also earned 2001 A-Sun Coach of the Year honors.

Griffin's association with the Hatter softball program began in 1996 as an assistant coach. Stetson placed third in the league posting a 29-25 record that year.



Prior to arriving at Stetson, Griffin spent seven years as head softball coach at Winthrop University (1983-89) in Rock Hill, S.C. With the Lady Eagles, Griffin compiled a record of 225-87, won six conference titles in seven seasons and led Winthrop to three NAIA National Tournaments. 1984-85 was arguably his finest year as he led Winthrop to a 33-12 record and seventh-place finish at the NAIA National Tournament.

Griffin also played fastpitch softball for the Rock Hill Merchants for five seasons. In 1988 Griffin pitched his team to the South Carolina State Championship and was named team MVP. The Merchants went on to win the Southeast Regional in 1988 and again 1989. When he was not pitching, Griffin saw time at first base and in the outfield.

A 1983 Winthrop graduate, Griffin played soccer where he was named MVP and captain, earned all-district honors three-straight years, and broke numerous school records. In February 2008, he was inducted into the Winthrop University Athletic Hall of Fame.

Following graduation from Winthrop, Griffin became an assistant and then head soccer coach for three seasons (1987-89). Griffin became the first South Carolina native to earn an "A" coaching license from the United States Soccer Federation.

Griffin and his wife, Marla, reside in New Smyrna Beach.



# Vanessa Bataille

**ASSOCIATE HEAD COACH**

**Winthrop, 1990**

**14th Season**



Vanessa Bataille enters her 14th year with the Hatters and her sixth as Associate Head Coach. In addition to her on-field responsibilities, Bataille is involved with recruiting and conditioning.

Bataille brought a wealth of coaching experience with her to Stetson. From 1996-99, she served as head softball coach at Charleston Southern University. Bataille oversaw all aspects of the Lady Buccaneer softball program during her three-year stint.



Her first full-time position came as an assistant at San Diego State from 1991-94. While with the Aztecs, Bataille coordinated all transportation and lodging for team travel and coordinated recruitment of prospective student-athletes, including correspondence, computer tracking, identification of prospects and conducting campus visits. She was also a member of the California-based ASA and Athletes In Action Open majors club in 1989, 1990, 1992, 1993 and 1994. She traveled to Venezuela with the AIA team in 1989 and worked with the Guatemalan National Team in 1994.

Bataille previously served as a graduate assistant for one season at her alma mater, Winthrop University. She was responsible for planning and implementation of practice, making game plans, supervising players, recruiting and academic monitoring. During her undergraduate playing days, she played



for current Hatters head coach Frank Griffin. She batted .300 with 138 base hits and 56 RBI and graduated from Winthrop in 1990 with a bachelor's degree in physical education along with a teacher's certification for grades K-12.

Bataille is a member of the National Fastpitch Coaches Association and has served on the organization's ethics committee. She has held staff positions at many softball camps and has been invited to speak at numerous others. She has also conducted clinics and private lessons on hitting, catching, team practice dynamics, strategies and conditioning.

Formerly Vanessa Glasscock, she married Stetson University Assistant Athletic Communications Director Jamie Bataille in July 2003. The couple resides in DeLand.



# J.J. Payette

## ASSISTANT COACH

### Stetson, 2006

### 7th Season



Joanna (J.J.) Payette enters her seventh season as an assistant coach at Stetson in 2012-13 following a four-year playing career for the Hatters in which she served as a two-year co-captain while earning Atlantic Sun All-Academic honors three times. Payette's responsibilities on the staff include travel and schedule coordination, academic advising, and serving as Associate Camp Director of Head Coach Frank Griffin's Stetson Fastpitch Academy.

Payette was honored with the Bob Gillies Award in 2003 and 2004 for displaying dedication, determination, desire, and discipline in her role as a student-athlete.

In spring 2004, she was selected to travel to Oklahoma City, Oklahoma to be a student-athlete clinician at the NCAA's YES (Youth Excellence through Sport) Clinic held in conjunction with the Women's College World Series.

A 10-year member of the National Fastpitch Coaches Association, Payette is a Four-Star Master Coach having completed the eight-course curriculum of the National Fastpitch Coaches College (NFCC).

Born in Tampa, Florida, Payette grew up in Springfield, Missouri and Lone Tree, Colorado, graduating from Chaparral High School in 2002. She is working toward a Master's of Science in Mental Health Counseling and a Master's of Business Administration at Stetson.





# Amy Krazeise

## ASSISTANT COACH

### Stetson, 2010

### 1st Season



Hatter alumna Amy Krazeise returns to her alma mater in 2012-13 as a volunteer assistant coach for the Stetson University Softball team. She will assist with the hitters and outfielders.



Prior to returning to Stetson, Krazeise was the Head Softball Coach at Webber International University where she was responsible for all aspects of the softball program. In 2012 she led the Warriors to the Sun Conference Regular Season Championship, Sun Conference Tournament Championship and an NAIA National Tournament Appearance. Webber finished the 2012 season with an overall record of 38-22 and a 15-3 record in the Sun Conference.

In 2010-11, Krazeise served as an assistant coach at Georgia Southern University where she worked specifically with the outfielders and slap hitters.

Krazeise was Stetson's starting centerfielder for all four years of her collegiate career (2007-10). In 2007 she helped the Hatters capture the conference title, catching the final out of the Atlantic Sun Tournament championship game that sent Stetson on to its first NCAA Tournament appearance. She was twice named Second Team All-Atlantic Sun (2009, 2010) and was selected to the

Atlantic Sun All-Tournament team her junior year. Krazeise was one of four players to record over 200 hits in her career, she stole 96 bases (third all-time), and currently holds the Stetson career record for runs scored (141).

Krazeise was born in Lake Mary, Florida and graduated from Seminole High School in 2006. She earned first team all-conference honors in softball and weightlifting, Offensive Player of the Year, and All-Central Florida second team.

The former Amy Joyce is married to David Krazeise and the couple resides in DeLand.





# #1 Jordan Cleghorn

SENIOR • 5-5 • R/R • CATCHER/IF

Ball Ground, Ga.  
Creekview HS



**Career:** Has made 102 consecutive starts dating back to her freshman year ... Her eight career home runs is tied for the most among current Hatters.

**2012:** *Atlantic Sun All-Academic Team* ... Started all 48 games ... Made 35 starts at catcher, 10 at third base and three at second base ... Batted .246 with five doubles, three home runs and 14 RBI ... Homered and drove in three runs in wins over South Dakota (Feb. 10) and Northern Colorado (March 9) ... Recorded four multi-hit games in a five-game span between April 12 and April 21 ... Threw out six attempted base-stealers.

**2011:** *Atlantic Sun All-Academic Team* ... Started all 50 games at catcher for the Hatters as a sophomore ... Batted .234 with two home runs, two doubles, a triple and 16 RBI ... Added eight walks ... Recorded multi-RBI contests in Feb. 18 and Feb. 19 wins over South Dakota State ... Homered against Iowa (March 11) and Mercer (April 3).



**2010:** Played in 47 games with 42 starts ... Started 41 games at second base and one at catcher ... Batted .202 with three doubles, three home runs and 13 RBI as a freshman ... Drew six walks and stole two bases ... Hit game-winning three-run home run with two outs in the seventh inning vs. Boston College (Feb. 28) ... Went 2-for-2 with a solo home run March 6 vs. Maine ... Homered in A-Sun tournament win over Jacksonville (May 13) and went 2-for-3 with two RBI in come-from-behind win over Kennesaw State later that evening ... Batted .400 (4-10) in the A-Sun tournament.

**Prior to Stetson:** Played shortstop at Creekview High School in Canton, Georgia ... Led Head Coach Michael Nayman's team to a regional championship in 2008 ... Batted .412 as a senior with a .440 on-base percentage, .588 slugging percentage, five doubles, three triples, three home runs, 21 RBI and 15 stolen bases ... Earned First Team All-Cherokee County honors as a senior ... Also competed in basketball and track & field at CHS.

**JORDAN CLEGHORN'S CAREER STATS**

Year	Avg	GP-GS	AB	R	H	2B	3B	HR	RBI	TB	SLG%	BB	HBP	SO	GDP	OB%	SF	SH	SB-ATT	PO	A	E	FLD%
2010	.202	47-42	114	9	23	3	0	3	13	35	.307	6	0	20	0	.242	0	2	2-3	68	68	10	.932
2011	.234	50-50	145	16	34	2	1	2	16	44	.303	8	0	22	2	.269	3	1	1-2	171	26	2	.990
2012	.246	48-48	138	13	34	5	0	3	14	48	.348	9	0	20	1	.293	0	2	1-1	181	31	4	.981
<b>TOTAL</b>	<b>.229</b>	<b>145-140</b>	<b>397</b>	<b>38</b>	<b>91</b>	<b>10</b>	<b>1</b>	<b>8</b>	<b>43</b>	<b>127</b>	<b>.320</b>	<b>23</b>	<b>0</b>	<b>62</b>	<b>3</b>	<b>.270</b>	<b>3</b>	<b>5</b>	<b>4-6</b>	<b>420</b>	<b>125</b>	<b>16</b>	<b>.971</b>

**SINGLE-GAME HIGHS:** Hits: 2, 13 times ... Doubles: 1, 10 times ... Triples: 1, Lipscomb, 4/16/11 ... Home runs: 1, 8 times ... Total bases: 6, Mercer, 4/12/12 ... RBI: 3, three times ... Runs scored: 3, Maine, 3/6/10 ... Walks: 2, Boston College, 2/11/11 ... Stolen bases: 1, 4 times

# #1 Jordan Cleghorn





# #4 Chelsea Whalley

**SENIOR • 5-3 • L/R • OUTFIELD**

**Calgary, Alberta, Canada  
Bowness HS**



**2012:** *Atlantic Sun Conference Scholar Award recipient ... A-Sun All-Academic Team ... NFCA All-American Scholar-Athlete ...* Started all 48 games as a junior with 46 starts in right field and two in center field ... Batted .200 with three doubles, a home run and four RBI ... Stole six bases ... Went 4-for-6 with two RBI on March 9 against Northern Colorado and Ball State ... Recorded four multi-hit games ... Homered April 6 at Belmont for her first career home run away from Patricia Wilson Field ... Team-high five outfield assists.

**2011:** *Atlantic Sun All-Academic Team ...* Played in 39 games with 38 starts ... Started 29 games in right field and nine at designated player ... Batted .214 with two doubles, two home runs and seven RBI ... Drew 13 walks and was a perfect four for four on stolen base attempts ... Homered in wins over Monmouth (March 9) and Florida A&M (April 20) ... Had five multi-hit games and two multi-RBI games.



**2010:** *Atlantic Sun All-Academic Team ...* Played in 46 games as a freshman, starting 33 games in right field and three in left field ... Seized the starting RF job in mid-March and never looked back ... Batted .230 with five doubles, a home run and five RBI ... Stole two bases ... Had five multi-hit games ... Went 2-for-3 with a double and a game-tying seventh inning solo home run in Senior Day win over Jacksonville (May 6).

**Prior to Stetson:** Played fall 2009 exhibition season at Wallace State Community College (Hanceville, Ala.) ... Batted .280 with a double, led the team with six walks and stole two bases ... Second on the team with a .438 on-base percentage ... Captained the Alberta provincial team in the 2009 Canada Games ... Was the editor of her student newspaper at Bowness HS ... Starred in the lead role in the school's dramatic production ... 2009 Bowness HS valedictorian.

**CHELSEA WHALLEY'S CAREER STATS**

Year	Avg	GP-GS	AB	R	H	2B	3B	HR	RBI	TB	SLG%	BB	HBP	SO	GDP	OB%	SF	SH	SB-ATT	PO	A	E	FLD%
2010	.230	46-36	87	13	20	5	0	1	5	28	.322	6	4	19	0	.309	0	4	2-4	23	5	1	.966
2011	.214	39-38	103	17	22	2	0	2	7	30	.291	13	7	21	2	.339	1	0	4-4	31	3	1	.971
2012	.200	48-48	115	16	23	3	0	1	4	29	.252	16	7	26	0	.333	0	2	6-7	62	5	4	.944
<b>TOTAL</b>	<b>.213</b>	<b>133-122</b>	<b>305</b>	<b>46</b>	<b>65</b>	<b>10</b>	<b>0</b>	<b>4</b>	<b>16</b>	<b>87</b>	<b>.285</b>	<b>35</b>	<b>18</b>	<b>66</b>	<b>2</b>	<b>.329</b>	<b>1</b>	<b>6</b>	<b>12-15</b>	<b>116</b>	<b>13</b>	<b>6</b>	<b>.956</b>

**SINGLE-GAME HIGHS:** Hits: 2, 14 times ... Doubles: 1, 10 times ... Home runs: 1, four times ... Total bases: 6, two times ... RBI: 2, three times ... Runs scored: 2, four times ... Walks: 3, two times ... Stolen bases: 1, 12 times

# #4 Chelsea Whalley





# #21 Chrissy Morello

**JUNIOR • 5-2 • L/R • OUTFIELD**

**Ormond Beach, Fla.  
Spruce Creek HS**



**Career:** Ranks eighth in school history in stolen bases (49).

**2012:** *Second Team All-Atlantic Sun ... Atlantic Sun Conference Scholar Award recipient ... Atlantic Sun All-Academic Team ... NFCA All-American Scholar-Athlete ...* Started 46 games in center field with one pinch-hitting appearance ... Batted .295 with three doubles and three RBI ... Led the Hatters in runs scored (25) and stolen bases (21) ... Did not make an error in 46 chances ... Drew 15 walks ... Posted 12 multi-hit games ... Collected three hits in Feb. 18 win over Bethune-Cookman and April 22 at USC Upstate ... Had four games with two stolen bases ... Registered a 10-game hitting streak from April 7 through April 25 ... Batted .368 (14-38) in road games.

**2011:** *Second Team All-Atlantic Sun ... Atlantic Sun All-Freshman Team ... Atlantic Sun All-Academic Team ...* Enjoyed an excellent rookie year for the Hatters, leading off the lineup and starting all 50 games in center field ... Batted a team-high



.344 with one home run and 14 RBI ... Doubled three times, drew 23 walks and led the A-Sun with 28 stolen bases ... Ranked second on the Hatters in on-base percentage (.435) ... Led Stetson in multi-hit games with 14 on the year ... Went 4-for-3 in April 9 doubleheader nightcap vs. USC Upstate ... Had four three-hit games ... Had five games with at least two stolen bases ... Had three hits, including first career home run in March 29 doubleheader nightcap at Campbell.

**Prior to Stetson:** Arrived at Stetson after four years at Spruce Creek High School in nearby Port Orange ... NFCA Scholar-Athlete ... *Daytona Beach News-Journal* First Team All-Area in 2009 and 2010 ... Batted .567 with a .687 on-base percentage and 16 stolen bases in 2009 ... Batted .452 her senior year with 26 stolen bases and 34 runs scored ... 62 career stolen bases at Spruce Creek ... Played travel softball for the Gainesville Gold organization.

**CHRISSY MORELLO'S CAREER STATS**

Year	Avg	GP-GS	AB	R	H	2B	3B	HR	RBI	TB	SLG%	BB	HBP	SO	GDP	OB%	SF	SH	SB-ATT	PO	A	E	FLD%
2011	.344	50-50	160	27	55	3	0	1	14	61	.381	23	3	23	1	.435	0	5	28-35	61	3	2	.970
2012	.295	47-46	146	25	43	3	0	0	3	46	.315	15	6	19	2	.381	1	2	21-23	44	2	0	1.000
<b>TOTAL</b>	<b>.320</b>	<b>97-96</b>	<b>306</b>	<b>52</b>	<b>98</b>	<b>6</b>	<b>0</b>	<b>1</b>	<b>17</b>	<b>107</b>	<b>.350</b>	<b>38</b>	<b>9</b>	<b>42</b>	<b>3</b>	<b>.410</b>	<b>1</b>	<b>7</b>	<b>49-58</b>	<b>105</b>	<b>5</b>	<b>2</b>	<b>.982</b>

**SINGLE-GAME HIGHS:** Hits: 4, USC Upstate, 4/9/11 ... Doubles: 1, 6 times ... Home runs: 1, at Campbell, 3/29/11 ... Total bases: 6, at Campbell, 3/29/11 ... RBI: 3, at Campbell, 3/29/11 ... Runs scored: 2, 9 times ... Walks: 3, ETSU, 4/7/11 ... Stolen bases: 2, 9 times

# #21 Chrissy Morello





# #23 Meredith Owen

**JUNIOR • 5-8 • R/R • PITCHER**

**Jackson, Miss.  
Jackson Prep School**



**2012:** *Atlantic Sun All-Tournament Team ... Atlantic Sun Academic All-Conference Team ... Atlantic Sun Conference Scholar Award recipient ... Atlantic Sun All-Academic Team ... NFCA All-American Scholar-Athlete ...* Started all 48 games ... Made 24 starts and 14 relief appearances in the circle with 24 starts at designated player ... Offensively, led the Hatters in batting average (.311) and doubles (10) ... Ranked second on the team with six home runs and 25 RBI ... Slugged .497 and recorded a .369 on-base percentage ... Went 15-11 with 2.35 ERA and 143 strikeouts in 187.1 innings pitched ... Tossed five shutouts and notched two saves ... Recorded 12 multi-hit games ... Hit two doubles and a home run against South Dakota on opening weekend ... Singled, doubled, and homered in Feb. 19 win over Bethune-Cookman ... Posted a 10-game hitting streak from April 7 through April 22 ... Hit two home runs in April 22 win at USC Upstate ... Opened her pitching season with eight strikeouts in a shutout of South Dakota (Feb. 11) ... Fanned a career-high 11 vs. Penn (March 3) ... Recorded a two-hit shutout with seven strikeouts to beat Northern Colorado (March 9) ... Tossed a four-hit shutout over eight innings to beat Lipscomb (April 7) ... Also notched A-Sun



shutout wins over ETSU (April 21) and Jacksonville (May 3) ... Earned her first career save March 24 vs. Savannah State.

**2011:** *Atlantic Sun All-Academic Team ...* Went 7-14 with a 2.46 ERA and 84 strikeouts in a team-high 139.1 innings pitched as a freshman ... Hit first career home run Feb. 27 vs. Charleston Southern ... Pitched complete game shutout wins over South Dakota State (six-hitter for first career victory, Feb. 19) and Tennessee State (two-hitter with season-high nine strikeouts, March 5) ... Made six appearances without allowing an earned run.

**Prior to Stetson:** 2010 graduate of Jackson (Miss.) Preparatory School ... Chose the Hatters over the likes of Baylor, LSU, and Lipscomb ... Set school records with 24 home runs and a .496 career batting average ... Posted a slugging average over 1.100 each of her final two seasons ... Tallied a 36-1 pitching record with 24 shutouts ... Led Jackson Prep to four state championships ... Named 2010 "Miss Softball" by the *Jackson Clarion-Ledger* ... Played travel ball for the Germantown (Tenn.) Red Devils.

**MEREDITH OWEN'S CAREER PITCHING STATS**

Year	ERA	W-L	App	GS	CG	SHO	SV	IP	H	R	ER	BB	SO	2B	3B	HR	BF	B/Avg	WP	HBP	BK	SFA	SHA
2011	2.46	7-14	27	20	14	2/0	0	139.1	158	72	49	36	84	24	1	15	634	.278	6	12	1	3	15
2012	2.35	15-11	34	24	21	5/2	2	187.1	169	68	63	50	143	18	1	13	791	.238	8	13	1	3	15
<b>TOTAL</b>	<b>2.40</b>	<b>22-25</b>	<b>61</b>	<b>44</b>	<b>35</b>	<b>7/2</b>	<b>2</b>	<b>326.2</b>	<b>327</b>	<b>140</b>	<b>112</b>	<b>86</b>	<b>227</b>	<b>42</b>	<b>2</b>	<b>28</b>	<b>1425</b>	<b>.256</b>	<b>14</b>	<b>25</b>	<b>2</b>	<b>6</b>	<b>30</b>

**SINGLE-GAME HIGHS:** Innings pitched: 8.2, vs Penn, Mar. 3, 2012 ... Walks allowed: 6, vs Penn, Mar. 3, 2012 ... Strikeouts: 11, vs Penn, Mar. 3, 2012

# #23 Meredith Owen



## MEREDITH OWEN'S CAREER HITTING STATS

Year	Avg	GP-GS	AB	R	H	2B	3B	HR	RBI	TB	SLG%	BB	HBP	SO	GDP	OB%	SF	SH	SB-ATT	PO	A	E	FLD%
2011	.132	23-18	53	2	7	0	0	1	4	10	.189	4	0	20	0	.193	0	0	0-0	3	28	1	.969
2012	.311	48-48	151	13	47	10	0	6	25	75	.497	12	3	17	1	.369	2	0	0-0	6	52	2	.967
<b>TOTAL</b>	<b>.265</b>	<b>71-66</b>	<b>204</b>	<b>15</b>	<b>54</b>	<b>10</b>	<b>0</b>	<b>7</b>	<b>29</b>	<b>85</b>	<b>.417</b>	<b>16</b>	<b>3</b>	<b>37</b>	<b>1</b>	<b>.324</b>	<b>2</b>	<b>0</b>	<b>0-0</b>	<b>9</b>	<b>80</b>	<b>3</b>	<b>.967</b>

**SINGLE-GAME HIGHS:** Hits: 3, 5 times ... Doubles: 2, South Dakota, Feb 11, 2012 ... Home runs: 2, at USC Upstate, Apr 22, 2012 ... Total bases: 10, at USC Upstate, Apr 22, 2012 ... RBI: 3, at USC Upstate, Apr 22, 2012 ... Runs scored: 2, 3 times



# #6 Courtney Brandt

**SOPHOMORE • 5-11 • R/R • PITCHER**

**Dade City, Fla.  
Pasco High School**



**2012:** *Atlantic Sun All-Freshman Team ... Atlantic Sun All-Tournament Team ... Atlantic Sun All-Academic Team ...* Started 44 games with 24 starts in the pitching circle and 20 at designated player ... Batted .273 with a team-high eight home runs and 27 RBI ... Her home run total was second-highest by a freshman in program history ... Slugged .496 with .327 on-base percentage ... Collected seven doubles and one stolen base ... Posted an 11-11 record with 2.20 ERA and 97 strikeouts in 130.2 innings ... Tossed four shutouts ... Hit safely in 12 of the team's first 14 games ... Homered in Feb. 10 season-opening win over South Dakota, also striking out seven and winning her career debut ... Posted four hits and four RBI in Feb. 18 doubleheader sweep of Bethune-Cookman ... Homered five times in eight games between April 7 and April 22 ... Doubled, homered and drove in three runs in April 12 Game 1 win over Mercer ... Had two hits and three



RBI in A-Sun tourney win over Kennesaw State (May 10) ... Registered season-high 11 strikeouts in four-hit shutout win over Mount St. Mary's (Feb. 25) ... Tossed a one-hit shutout to beat North Florida (March 26) ... Pitched a four-hit shutout in A-Sun tourney win at USC Upstate (May 9).

**Prior to Stetson:** As a senior at Pasco High School (Dade City, Fla.), batted .485 with five home runs, 36 RBI, 13 stolen bases, eight doubles and two triples while pitching to a 16-5 record with a 0.93 ERA and 240 strikeouts in 128 innings ... Recorded 24 strikeouts in the regional final to lead the PHS Pirates to a regional title ... Was an All-Conference student-athlete in both softball and volleyball ... Honor Roll student ... Played travel softball for South Florida Mini-Bulls.

**COURTNEY BRANDT'S CAREER HITTING STATS**

Year	Avg	GP-GS	AB	R	H	2B	3B	HR	RBI	TB	SLG%	BB	HBP	SO	GDP	OB%	SF	SH	SB-ATT	PO	A	E	FLD%
2012	.273	44-44	139	18	38	7	0	8	27	69	.496	7	5	29	0	.327	2	0	1-1	6	21	4	.871

**SINGLE-GAME HIGHS:** Hits: 2, 8 times ... Doubles: 1, 7 times ... Home runs: 1, 8 times ... Total bases: 6, Mercer, Apr 12, 2012 ... RBI: 3, 3 times ... Runs: 2, 2 times

**COURTNEY BRANDT'S CAREER PITCHING STATS**

Year	ERA	W-L	App	GS	CG	SHO	SV	IP	H	R	ER	BB	SO	2B	3B	HR	BF	B/Avg	WP	HBP	BK	SFA	SHA
2012	2.20	11-11	27	24	13	4/2	0	130.2	108	56	41	79	97	16	2	9	596	.221	9	11	1	3	14

**SINGLE-GAME HIGHS:** Innings pitched: 7.0, 8 times ... Walks allowed: 7, 2 times ... Strikeouts: 11, at Mount St. Mary's, Feb 25, 2012



# #8 Allison Sutherlin

**SOPHOMORE • 5-6 • R/R • CATCHER**



**Huntsville, Ala.**

**Sparkman High School**



**2012: Atlantic Sun All-Academic Team** ... Played in 17 games with 11 starts as a freshman ... Made 10 starts at catcher and one at second base ... Batted .310 with a double and five RBI ... Did not make an error in 76 chances ... Went 5-for-7 at the plate with two RBI in a doubleheader sweep of Bethune-Cookman (Feb. 18) in her first career appearances in the Stetson lineup ... Two hits and two RBI in March 24 doubleheader sweep of Savannah State.

**Prior to Stetson:** Honor roll student-athlete at Sparkman High School (Huntsville, Ala.) ... Helped lead SHS Senators to 2009 Class 6A state championship ... Batted .378 with a .440 on-base percentage in 2010 ... Played club softball for Fury Fastpitch Gold.



**ALLISON SUTHERLIN'S CAREER STATS**

Year	Avg	GP-GS	AB	R	H	2B	3B	HR	RBI	TB	SLG%	BB	HBP	SO	GDP	OB%	SF	SH	SB-ATT	PO	A	E	FLD%
2012	.310	17-11	29	5	9	1	0	0	5	10	.345	2	0	8	0	.355	0	1	0-0	68	8	0	1.000

**SINGLE-GAME HIGHS:** Hits: 3, Bethune-Cookman, Feb 18, 2012 ... Doubles: 1, Bethune-Cookman, Feb 18, 2012 ... Total bases: 4, Bethune-Cookman, Feb 18, 2012 ... RBI: 2, 2 times ... Runs scored: 2, Bethune-Cookman, Feb 18, 2012



# #10 Taylor Cochran

**R-SOPHOMORE • 6-0 • R/R • PITCHER**

**Auburndale, Fla.  
Auburndale High School**



**2012:** *Atlantic Sun All-Academic Team* ... Appeared in one game ... Threw one scoreless inning vs. FGCU (March 31) with one strikeout and one ground ball double play.

**2011:** *Atlantic Sun All-Academic Team* ... Utilized a redshirt season.

**Prior to Stetson:** 2010 graduate of Auburndale (Fla.) High School ... Led AHS to a Class 5A District 6 championship as a senior and to the state semifinals in 2009 ... Two-time Class 5A Third Team All-State honoree in 2009 and 2010 ... Played club softball for Tropic Wave Gold.



**TAYLOR COCHRAN'S CAREER STATS**

Year	ERA	W-L	App	GS	CG	SHO	SV	IP	H	R	ER	BB	SO	2B	3B	HR	BF	B/Avg	WP	HBP	BK	SFA	SHA
2012	0.00	0-0	1	0	0	0/0	0	1.0	0	0	0	0	1	0	0	0	2	.000	0	0	0	0	0

**SINGLE-GAME HIGHS:** Innings pitched: 1.0, FGCU, Mar 31, 2012 ... Strikeouts: 1, FGCU, Mar 31, 2012



# #11 Demi Meza

**SOPHOMORE • 5-7 • R/R • INFIELD**

**Oxnard, Calif.  
Oxnard High School**



**2012:** *Atlantic Sun All-Academic Team* ... Started 46 games as a rookie ... Made 38 starts at third base and eight at shortstop ... Batted .254 with four doubles, four home runs and 21 RBI ... Stole eight bases in eight attempts ... Slugged .373 and walked 11 times for .331 on-base percentage ... Scored 17 runs ... Collected five hits in 10 at-bats during season-opening Stetson Lead-Off Classic tournament ... Hit first career home run in March 26 win over North Florida ... Posted a 10-game hitting streak between Feb. 25 and March 9 ... Went 4-for-6 with a double and a homer in doubleheader sweep of Mercer (April 12) ... Hit a three-run homer in April 21 win at ETSU ... Hit solo homers in both of Stetson's A-Sun tourney victories, beating USC Upstate 1-0 (May 9) and Kennesaw State 7-2 (May 10).



semifinals ... Batted .464 with seven home runs and 33 RBI in 2010 ... Tops in her senior class with a 4.0 GPA ... Played for So-Cal Pumas Gold travel ball squad that took second in 2009 Las Vegas Nationals and placed in the top 10 at 2010 Premier Nationals.



**Prior to Stetson:** As a senior at Oxnard (Calif.) High School, batted .493 with five home runs and 25 RBI ... First Team All-CIF Southern Section Division 2, First Team All-Pacific View League and VCStar.com All-Ventura County honoree ... Led OHS Yellowjackets to CIF Southern Section Division 2

**DEMI MEZA'S CAREER STATS**

Year	Avg	GP-GS	AB	R	H	2B	3B	HR	RBI	TB	SLG%	BB	HBP	SO	GDP	OB%	SF	SH	SB-ATT	PO	A	E	FLD%
2012	.254	46-46	134	17	34	4	0	4	21	50	.373	11	5	28	0	.331	1	7	8-8	51	68	4	.967

**SINGLE-GAME HIGHS:** Hits: 3, South Dakota, Feb 11, 2012 ... Doubles: 1, 3 times ... Home runs: 1, 4 times ... Total bases: 4, 4 times ... RBI: 3, 2 times ... Runs scored: 2, 2 times ... Stolen bases: 1, 8 times



# #18 Mallory Brooks

**SOPHOMORE • 5-2 • R/R • UTILITY**

**Tampa, Fla.  
King High School**



**2012:** Appeared in seven games off the bench ... Scored one run as a pinch runner in May 10 A-Sun tourney win over Kennesaw State ... Made career debut March 6 vs. Boston College.

**Prior to Stetson:** Honor roll student at King High School (Tampa, Fla.) and winner of the school's Lion Pride Award ... Earned All-Conference and All-Hillsborough County nods from the *Tampa Tribune* ... Played club softball for USA Patriots and South Florida Mini-Bulls.



**MALLORY BROOKS'S CAREER STATS**

Year	Avg	GP-GS	AB	R	H	2B	3B	HR	RBI	TB	SLG%	BB	HBP	SO	GDP	OB%	SF	SH	SB-ATT	PO	A	E	FLD%
2012	.000	7-0	2	1	0	0	0	0	0	0	.000	0	0	1	0	.000	0	0	0-0	1	2	1	.750

**SINGLE-GAME HIGHS:** Runs scored: 1, vs Kennesaw State, May 10, 2012

**NEWCOMER PLAYER PICTURES**



**Sarah Read**



**Molly Shasteen**



**Brittany Hawn**



**Morgan Hatch**



**K.K. Woolington**



**Kayla Drury**



**Jessica Griffin**



# #15 Sarah Read

**JUNIOR • 5-11 • R/R • P/INFIELD**

**Seminole, Fla.**

**Indian River State College**



**Indian River State College:** Earned FSCAA Southern Conference Pitcher of the Year honors along with First Team All-State, Second Team All-Region, and NJCAA Second Team All-America honors as a freshman in 2011 ... Recorded a 28-4 record and a 1.82 ERA ... Helped lead her team to a 50-10-1 record, a Southern Conference championship, and a state runner-up finish ... Pioneers were ranked #1 in the state and #4 in the nation in the NJCAA poll ... Also batted .303 with six home runs and a .476 slugging percentage as a freshman ... Was 11-5 with a 1.70 ERA as a sophomore before suffering a season-ending injury.

**High School:** Three-time first team all-county selection at Seminole (Fla.) High School ... Was 13-6 with a 1.25 ERA and a .587 batting average as a senior ... Two-time second team all-conference selection ... Helped lead Seminole to three district championships and a runner-up finish ... Graduated summa cum laude ... Also played volleyball.

**Personal:** Sarah Read was born Nov. 15, 1991 in St. Petersburg, Fla. ... Is the daughter of Michael and Tina Read ... Is majoring in Psychology.



# #3 Kianna "K.K." Woolington

**FRESHMAN • 5-7 • R/R • OUTFIELD**

**Tallahassee, Fla.**

**Chiles HS**



**High School:** Competed for four seasons in flag football at Chiles High School in Tallahassee, Fla. ... Named All Big Bend Player of the Year and team MVP as a senior ... Earned Varsity Scholar Athlete honors ... Broke six school offensive records for the Timberwolves in 2011 ... Played club softball for the Tanel 360 Angels.

**Personal:** Kianna Brooke Woolington was born March 25, 1994 in Tallahassee, Fla. ... Is the daughter of Trey and Kim Woolington ... Major is undeclared.



# #7 Brittany Hawn

**FRESHMAN • 5-1 • B/R • UTILITY**

**Kaneohe, Hawai'i**

**James B. Castle High School**



**High School:** Earned four varsity letters in softball, four in basketball and three in track and field at Castle High School in Kaneohe, Hawaii ... Earned first team All-State honors as a utility player in 2011 ... Selected as a shortstop to the Division I HHSAA all-tournament team ... Helped lead the Knights to a state runner-up finish ... Hit a walk-off home run in a 1-0 win over Kaimuki ... Played club softball for the Southern California Pumas.

**Personal:** Brittany Ann Kehaulani Hawn was born Jan. 11, 1994 in Honolulu, Hawaii ... Is the daughter of Thomas and Kimberly Hawn ... Is majoring in Sociology.



# #14 Molly Shasteen

**FRESHMAN • 5-3 • R/R • 2B/OUTFIELD**

**Orlando, Fla.**

**Timber Creek HS**



**High School:** Three-time all-metro selection and two-time all-county performer at Timber Creek High School in Orlando ... Batted .368 with 19 stolen bases and 22 runs scored as a senior ... Helped lead her team to a 23-6 record and a regional runner-up finish ... Selected to play for the FACA All-Star Game ... Hit .419 with three doubles, 18 RBI and 29 runs scored in 2011 for the Wolves ... Helped lead her team to four metro and two district championships ... Played club softball for

Central Florida Sting Black, helping lead them to an ASA 18-U state championship in 2011 and a ASA 18-U National Championship in 2012 ... Drove in the winning run in the national championship game.

**Personal:** Molly Love Shasteen was born May 20, 1994 in Palm Beach Gardens, Fla. ... Is the daughter of David and Cheryl Shasteen ... Majoring in Management.



# #16 Morgan Hatch

**FRESHMAN • 5-10 • R/R • INFIELD**

**Orlando, Fla.**

**Timber Creek High School**



**High School:** Played three seasons at Timber Creek High School in Orlando ... Earned second team All-State honors and was twice an all-metro team selection ... Batted .409 with eight home runs and 28 RBI as a senior ... Helped lead her team to a region runner-up finish ... Named to the first team all-area squad by the Orlando Sentinel ... Selected to play for the FACA All-Star Game ... Batted .446 and slugged .892 with seven doubles, eight home runs and 45 RBI as a junior ... Helped lead her team to a metro and district championship ... Holds the single-

season RBI record and the career home run record ... Played club softball for Central Florida Sting Black, helping lead them to an ASA 18-U state championship in 2011 and a ASA 18-U National Championship in 2012.

**Personal:** Morgan Dianne Hatch was born Dec. 8, 1993 in Aurora, Colo. ... Daughter of Steven and Donna Hatch ... Is the youngest of five children ... Majoring in Business.



# #17 Jessica Griffin

**FRESHMAN • 5-7 • L/L • CATCHER/UTIL**

**Port Saint John, Fla.**

**Space Coast HS**



**High School:** Two-time Miracle Sports Network First Team All-State pick ... Also a two-time First Team All-Space Coast selection by Florida Today ... Led Space Coast High School to four district and conference championships ... Batted .515 as a senior with two home runs, 36 RBI and 19 stolen bases ... Led the Vipers to a 22-8 record and the state regional finals ... Batted .507 with one home run, 14 RBI and nine stolen bases in the 2011 season ... Was a Wendy's High School Heisman

nominee ... Finished with a career batting average better than .500 ... Played club softball for Central Florida Sting Black, helping lead them to an ASA 18-U state championship in 2011 and a ASA 18-U National Championship in 2012.

**Personal:** Jessica Elizabeth Griffin was born Aug. 5, 1993 in Titusville, Fla. ... Daughter of Pete and Donna Griffin ... Majoring in English.



# #22 Kayla Drury

**FRESHMAN • 5-4 • R/R • INFIELD**

**DeLand, Fla.**

**Taylor High School**



**High School:** Two-time First Team All-Volusia County honoree at Taylor HS ... Hit .569 as a junior and led the Wildcats to a district championship ... Stole 37 bases, hit two home runs and drove in 23 runs without striking out once en route to a *Daytona Beach News-Journal* All-Area Team selection ... Played club softball for Central Florida Sting Black, helping lead them to an ASA 18-U state championship in 2011 and a ASA 18-U National Championship in 2012.

**Personal:** Kayla Anne Drury was born Nov. 19, 1994 in DeLand, Fla. ... Daughter of Franklin and April Drury ... Majoring in Business.

## SOFTBALL SUPPORT STAFF



**Jamie Bataille**  
Athletic Communications



**Steve Bernard**  
Field Maintenance Technician



**Rachel Craddock**  
Athletic Training, ATC/L



**Kerry Kerlin**  
Game Operations

## 2012 STETSON SOFTBALL STATISTICS

**Overall: 26-22 Home: 20-12 Away: 5-6 Neutral: 1-4**  
**Atlantic Sun: 9-9 Home: 5-5 Away: 4-4**

### BATTING STATISTICS

No.	Player	AVG	GP-GS	AB	R	H	2B	3B	HR	RBI	TB	SLG%	BB	HBP	SO	GDP	OB%	SF	SH	SB-ATT	PO	A	E	FLD%
23	Meredith Owen	.311	48-48	151	13	47	10	0	6	25	75	.497	12	3	17	1	.369	2	0	0-0	6	52	2	.967
21	Chrissy Morello	.295	47-46	146	25	43	3	0	0	3	46	.315	15	6	19	2	.381	1	2	21-23	44	2	0	1.000
22	Chelsey Trotto	.288	40-40	118	17	34	6	0	5	15	55	.466	13	1	13	1	.364	0	6	7-10	63	94	12	.929
6	Courtney Brandt	.273	44-44	139	18	38	7	0	8	27	69	.496	7	5	29	0	.327	2	0	1-1	6	21	4	.871
2	Carolyn Boyd	.264	48-48	121	5	32	3	0	1	11	38	.314	16	2	12	0	.360	0	4	0-0	372	13	2	.995
11	Demi Meza	.254	46-46	134	17	34	4	0	4	21	50	.373	11	5	28	0	.331	1	7	8-8	51	68	4	.967
1	Jordan Cleghorn	.246	48-48	138	13	34	5	0	3	14	48	.348	9	0	20	1	.293	0	2	1-1	181	31	4	.981
14	Brittany Knipp	.232	48-48	125	17	29	2	0	0	13	31	.248	7	7	28	1	.309	0	5	5-7	34	2	3	.923
4	Chelsea Whalley	.200	48-48	115	16	23	3	0	1	4	29	.252	16	7	26	0	.333	0	2	6-7	62	5	4	.944
-----																								
3	Kandi Kuder	.333	32-3	6	10	2	0	0	0	0	2	.333	0	0	0	0	.333	0	0	0-0	12	1	0	1.000
8	Allison Sutherland	.310	17-11	29	5	9	1	0	0	5	10	.345	2	0	8	0	.355	0	1	0-0	68	8	0	1.000
7	Alyssa Oddo	.158	45-44	19	0	3	0	0	0	0	3	.158	2	0	9	0	.238	0	0	0-0	56	82	4	.972
19	Grace Turner	.000	16-2	3	4	0	0	0	0	0	0	.000	0	1	2	0	.250	0	0	0-0	1	0	0	1.000
18	Mallory Brooks	.000	7-0	2	1	0	0	0	0	0	0	.000	0	0	1	0	.000	0	0	0-0	1	2	1	.750
10	Taylor Cochran	.000	1-0	0	0	0	0	0	0	0	0	.000	0	0	0	0	.000	0	0	0-0	0	0	0	.000
<b>Totals</b>		<b>.263</b>	<b>48-48</b>	<b>1246</b>	<b>161</b>	<b>328</b>	<b>44</b>	<b>0</b>	<b>28</b>	<b>138</b>	<b>456</b>	<b>.366</b>	<b>110</b>	<b>37</b>	<b>212</b>	<b>6</b>	<b>.340</b>	<b>6</b>	<b>29</b>	<b>49-57</b>	<b>957</b>	<b>381</b>	<b>40</b>	<b>.971</b>
<b>Opponents</b>		<b>.231</b>	<b>48-48</b>	<b>1200</b>	<b>124</b>	<b>277</b>	<b>34</b>	<b>3</b>	<b>22</b>	<b>117</b>	<b>383</b>	<b>.319</b>	<b>129</b>	<b>24</b>	<b>241</b>	<b>11</b>	<b>.316</b>	<b>6</b>	<b>29</b>	<b>26-36</b>	<b>941</b>	<b>366</b>	<b>58</b>	<b>.958</b>

LOB - Team (329), Opp (310). DPs turned - Team (17), Opp (8). CI - Team (1), CLEGHORN 1, Opp (1). IBB - Team (1), MORELLO 1, Opp (28). Picked off - KUDER 1.  
 Hitting Minimums 2.0 TPA/game

### PITCHING STATISTICS

No.	Player	ERA	W-L	APP	GS	CG	SHO/CBO	SV	IP	H	R	ER	BB	SO	2B	3B	HR	AB	B/Avg	WP	HBP	BK	SFA	SHA
6	Courtney Brandt	2.20	11-11	27	24	13	4/2	0	130.2	108	56	41	79	97	16	2	9	489	.221	9	11	1	3	14
23	Meredith Owen	2.35	15-11	34	24	21	5/2	2	187.1	169	68	63	50	143	18	1	13	709	.238	8	13	1	3	15
-----																								
10	Taylor Cochran	0.00	0-0	1	0	0	0/0	0	1.0	0	0	0	0	1	0	0	0	2	.000	0	0	0	0	0
<b>Totals</b>		<b>2.28</b>	<b>26-22</b>	<b>48</b>	<b>48</b>	<b>34</b>	<b>11/2</b>	<b>2</b>	<b>319.0</b>	<b>277</b>	<b>124</b>	<b>104</b>	<b>129</b>	<b>241</b>	<b>34</b>	<b>3</b>	<b>22</b>	<b>1200</b>	<b>.231</b>	<b>17</b>	<b>24</b>	<b>2</b>	<b>6</b>	<b>29</b>
<b>Opponents</b>		<b>2.63</b>	<b>22-26</b>	<b>48</b>	<b>48</b>	<b>23</b>	<b>8/1</b>	<b>3</b>	<b>313.2</b>	<b>328</b>	<b>161</b>	<b>118</b>	<b>110</b>	<b>212</b>	<b>44</b>	<b>0</b>	<b>28</b>	<b>1246</b>	<b>.263</b>	<b>30</b>	<b>37</b>	<b>3</b>	<b>6</b>	<b>29</b>

PB - Team (4), CLEGHORN 3, SUTHERLIN 1, Opp (7). Pickoffs - Team (0), Opp (1). SBA/ATT - BRANDT (16-20), CLEGHORN (14-20), OWEN (10-16), SUTHERLIN (8-11), KUDER (4-5).  
 Pitching Minimums 1.0 IP/game

## 2012 STETSON SOFTBALL RESULTS

Date	Opposing team	W/L	Score	R-H-E	R-H-E	Inns	Overall	A-Sun	Pitcher of record	Attend	Time
Feb 10	SOUTH DAKOTA	W	6-1	6-8-1	1-5-3	7	1-0-0	0-0-0	BRANDT (W 1-0)	438	2:06
Feb 11	SOUTH DAKOTA	W	9-0	9-11-0	0-4-0	5	2-0-0	0-0-0	OWEN (W 1-0)	288	1:20
Feb 11	IONA	W	8-2	8-9-1	2-5-4	7	3-0-0	0-0-0	BRANDT (W 2-0)	288	1:51
Feb 18	BETHUNE-COOKMAN	W	8-3	8-13-1	3-9-3	7	4-0-0	0-0-0	OWEN (W 2-0)	321	1:58
Feb 18	BETHUNE-COOKMAN	W	11-3	11-15-2	3-5-1	5	5-0-0	0-0-0	BRANDT (W 3-0)	335	1:45
Feb 19	BETHUNE-COOKMAN	W	4-0	4-9-0	0-3-3	7	6-0-0	0-0-0	BRANDT (W 4-0)	229	1:40
Feb 24	MOUNT ST. MARY'S	L	0-1	0-1-0	1-6-0	7	6-1-0	0-0-0	OWEN (L 2-1)	256	2:00
Feb 24	BETHUNE-COOKMAN	L	2-7	2-4-0	7-9-1	7	6-2-0	0-0-0	BRANDT (L 4-1)	258	1:37
Feb 25	ST. BONAVENTURE	W	3-2	3-5-2	2-4-2	7	7-2-0	0-0-0	OWEN (W 3-1)	319	1:45
Feb 25	MOUNT ST. MARY'S	W	2-0	2-6-0	0-4-0	7	8-2-0	0-0-0	BRANDT (W 5-1)	328	2:02
Mar 01	MOUNT ST. MARY'S	W	7-1	7-8-2	1-6-0	7	9-2-0	0-0-0	OWEN (W 4-1)	312	2:07
Mar 01	MOUNT ST. MARY'S	W	8-0	8-10-0	0-2-1	5	10-2-0	0-0-0	BRANDT (W 6-1)	315	1:40
Mar 02	vs. UIC (at UCF)	L	2-5	2-7-3	5-7-0	7	10-3-0	0-0-0	BRANDT (L 6-2)	n/a	1:30
Mar 03	vs. Penn (at UCF)	L	2-3	2-7-1	3-8-1	(9)	10-4-0	0-0-0	OWEN (L 4-2)	n/a	2:38
Mar 03	at UCF	L	1-3	1-7-0	3-8-0	7	10-5-0	0-0-0	BRANDT (L 6-3)	381	2:12
Mar 06	BOSTON COLLEGE	W	7-1	7-4-1	1-6-2	7	11-5-0	0-0-0	OWEN (W 5-2)	421	1:58
Mar 07	BOSTON COLLEGE	L	1-2	1-6-0	2-4-2	7	11-6-0	0-0-0	OWEN (L 5-3)	342	1:48
Mar 09	NORTHERN COLORADO	W	6-0	6-11-0	0-2-2	7	12-6-0	0-0-0	OWEN (W 6-3)	415	1:52
Mar 09	BALL STATE	L	1-4	1-6-0	4-7-0	7	12-7-0	0-0-0	OWEN (L 6-4)	432	1:51
Mar 14	NORTHERN IOWA	L	0-8	0-3-0	8-9-0	5	12-8-0	0-0-0	OWEN (L 6-5)	342	1:17
Mar 18	HOUSTON BAPTIST	W	2-0	2-6-0	0-3-2	7	13-8-0	0-0-0	OWEN (W 7-5)	212	1:36
Mar 21	DARTMOUTH	L	0-1	0-5-2	1-8-2	7	13-9-0	0-0-0	BRANDT (L 6-4)	242	2:11
Mar 21	DARTMOUTH	L	1-6	1-4-3	6-11-2	7	13-10-0	0-0-0	OWEN (L 7-6)	242	1:59
Mar 24	SAVANNAH STATE	W	5-2	5-7-2	2-3-4	7	14-10-0	0-0-0	BRANDT (W 7-4)	378	1:49
Mar 24	SAVANNAH STATE	W	9-1	9-9-0	1-2-2	5	15-10-0	0-0-0	OWEN (W 8-6)	378	1:27
* Mar 26	NORTH FLORIDA	L	0-1	0-2-1	1-5-0	7	15-11-0	0-1-0	OWEN (L 8-7)	381	1:31
* Mar 26	NORTH FLORIDA	W	7-0	7-6-0	0-1-6	7	16-11-0	1-1-0	BRANDT (W 8-4)	382	1:55
* Mar 31	FGCU	W	3-2	3-8-0	2-8-0	7	17-11-0	2-1-0	OWEN (W 9-7)	827	1:54
* Mar 31	FGCU	L	0-7	0-5-2	7-6-1	7	17-12-0	2-2-0	BRANDT (L 8-5)	827	1:40
* Apr 06	at Belmont	L	2-6	2-5-1	6-6-1	7	17-13-0	2-3-0	OWEN (L 9-8)	78	2:06
* Apr 06	at Belmont	L	1-2	1-10-2	2-6-0	7	17-14-0	2-4-0	BRANDT (L 8-6)	73	2:05
* Apr 07	at Lipscomb	W	1-0	1-8-0	0-4-1	(8)	18-14-0	3-4-0	OWEN (W 10-8)	205	1:46
* Apr 07	at Lipscomb	W	5-3	5-9-2	3-5-1	7	19-14-0	4-4-0	OWEN (W 11-8)	211	1:53
* Apr 12	MERCER	W	6-3	6-9-1	3-9-1	7	20-14-0	5-4-0	BRANDT (W 9-6)	429	2:07
* Apr 12	MERCER	W	6-4	6-8-0	4-7-1	7	21-14-0	6-4-0	OWEN (W 12-8)	429	1:55
* Apr 14	KENNESAW STATE	L	1-5	1-9-1	5-9-0	7	21-15-0	6-5-0	OWEN (L 12-9)	337	2:15
* Apr 14	KENNESAW STATE	L	1-8	1-7-0	8-9-0	7	21-16-0	6-6-0	BRANDT (L 9-7)	337	2:13
* Apr 21	at ETSU	W	5-0	5-10-0	0-4-1	7	22-16-0	7-6-0	OWEN (W 13-9)	394	1:57
* Apr 21	at ETSU	L	1-3	1-9-0	3-4-2	7	22-17-0	7-7-0	BRANDT (L 9-8)	396	2:14
* Apr 22	at USC Upstate	W	5-2	5-9-2	2-5-1	7	23-17-0	8-7-0	BRANDT (W 10-8)	177	1:54
* Apr 22	at USC Upstate	L	2-4	2-7-1	4-8-0	7	23-18-0	8-8-0	OWEN (L 13-10)	177	3:40
Apr 25	at UCF	L	1-8	1-5-1	8-10-2	7	23-19-0	8-8-0	BRANDT (L 10-9)	450	2:11
* May 03	JACKSONVILLE	W	1-0	1-5-2	0-5-0	7	24-19-0	9-8-0	OWEN (W 14-10)	334	1:43
* May 03	JACKSONVILLE	L	0-3	0-1-1	3-5-1	7	24-20-0	9-9-0	BRANDT (L 10-10)	324	1:38
\$ May 09	at USC Upstate	W	1-0	1-2-0	0-4-0	7	25-20-0	9-9-0	BRANDT (W 11-10)	157	1:47
\$ May 10	vs. Kennesaw State	W	7-2	7-7-1	2-6-2	7	26-20-0	9-9-0	OWEN (W 15-10)	101	2:05
\$ May 11	vs. FGCU	L	0-3	0-4-0	3-6-0	7	26-21-0	9-9-0	OWEN (L 15-11)	106	1:49
\$ May 11	vs. Kennesaw State	L	0-2	0-2-1	2-5-0	7	26-22-0	9-9-0	BRANDT (L 11-11)	106	1:30



**Chelsey Trotto**



**Carolyn Boyd**

# 2012 STETSON SOFTBALL MISCELLANEOUS STATS

## INNING-BY-INNING SUMMARY

	1	2	3	4	5	6	7	8	9	Total
Stetson	35	36	29	15	16	19	10	1	0	161
Opponents	16	20	15	12	27	12	21	0	1	124

## WIN/LOSS SUMMARY

Total	26-22
Conference	9-9
Non-Conference	17-13

Home	20-12
Away	5-6
Neutral	1-4

Day	20-17
Night	6-5

vs Left	3-1
vs Right	23-21

1-Run games	5-6
2-Run games	4-4
5+Run games	13-6

Extra inns.	1-1
Shutouts	11-8

Scoring 0-2 runs	5-22
Scoring 3-5 runs	7-0
Scoring 6+ runs	14-0

Opponent 0-2 runs	21-6
Opponent 3-5 runs	5-9
Opponent 6+ runs	0-7

Scored in 1st inning	15-3
Scores first	18-5
Opp. scores first	8-17

Leading after 4	20-4
Trailing after 4	1-12
Tied after 4	5-6

Leading after 5	18-2
Trailing after 5	1-17
Tied after 5	3-2

Leading after 6	19-2
Trailing after 6	0-16
Tied after 6	3-3

Hit 0 home runs	7-19
Hit 1 home run	15-3
Hit 2+ home runs	4-0

Opponent 0 home runs	19-13
Opponent 1 home run	5-5
Opponent 2+ HRs	2-4

Out-hit opponent	21-3
Out-hit by opponent	2-17
Hits are Tied	3-2

## HITTING STREAKS Longest

21 Chrissy Morello	10
11 Demi Meza	10
23 Meredith Owen	10
6 Courtney Brandt	8
1 Jordan Cleghorn	7
22 Chelsey Trotto	6
4 Chelsea Whalley	4
2 Carolyn Boyd	3
8 Allison Sutherlin	3
14 Brittany Knipp	3
7 Alyssa Oddo	2
3 Kandi Kuder	2

## REACHED BASE STRK Longest

21 Chrissy Morello	16
6 Courtney Brandt	12
22 Chelsey Trotto	11
11 Demi Meza	11
23 Meredith Owen	10
2 Carolyn Boyd	8
4 Chelsea Whalley	7
1 Jordan Cleghorn	7
14 Brittany Knipp	5
8 Allison Sutherlin	5
7 Alyssa Oddo	3
3 Kandi Kuder	2

## MULTIPLE HIT GAMES


	2	3	4	5+	Tot
21 Chrissy Morello	10	2	-	-	12
23 Meredith Owen	7	5	-	-	12
22 Chelsey Trotto	9	1	-	-	10
6 Courtney Brandt	9	-	-	-	9
14 Brittany Knipp	5	2	-	-	7
2 Carolyn Boyd	5	2	-	-	7
1 Jordan Cleghorn	6	-	-	-	6
11 Demi Meza	4	1	-	-	5
4 Chelsea Whalley	4	-	-	-	4
8 Allison Sutherlin	1	1	-	-	2
TEAM	60	14	0	0	74

## MULTIPLE RBI GAMES

	2	3	4	5+	Tot
6 Courtney Brandt	6	3	-	-	9
22 Chelsey Trotto	5	1	-	-	6
23 Meredith Owen	5	1	-	-	6
11 Demi Meza	3	2	-	-	5
14 Brittany Knipp	2	1	-	-	3
1 Jordan Cleghorn	1	2	-	-	3
2 Carolyn Boyd	2	-	-	-	2
8 Allison Sutherlin	2	-	-	-	2
4 Chelsea Whalley	1	-	-	-	1
TEAM	27	10	0	0	37



**Brittany Knipp**



**Alyssa Oddo**



## 2012 ATLANTIC SUN STANDINGS

Team	Atlantic Sun		Overall	
	W-L	Pct.	W-L	Pct.
FGCU	14-4	.778	38-24	.613
Kennesaw State	14-4	.778	33-24	.579
USC Upstate	12-6	.667	39-13	.750
Lipscomb	11-7	.611	35-20	.636
Jacksonville	10-8	.556	31-25	.554
<b>Stetson</b>	<b>9-9</b>	<b>.500</b>	<b>26-22</b>	<b>.542</b>
North Florida	7-11	.389	27-28	.491
Belmont	7-11	.389	13-36	.265
Mercer	5-13	.278	24-28	.462
ETSU	1-17	.056	11-38	.224

## 2012 A-SUN CHAMPIONSHIP

Cyrill Stadium, Spartanburg, S.C.  
(Host: USC Upstate)

### Wednesday, May 9

#5 Jacksonville 2, #4 Lipscomb 1  
#6 Stetson 1, #3 USC Upstate 0

### Thursday, May 10

Stetson 7, #2 Kennesaw State 2  
#1 Florida Gulf Coast 8, Jacksonville 4  
Lipscomb 8, USC Upstate 3  
Kennesaw State 2, Jacksonville 1

### Friday, May 11

Florida Gulf Coast 3, Stetson 0  
Kennesaw State 9, Lipscomb 2  
Kennesaw State 2, Stetson 0

### Saturday, May 12 - Championship

Florida Gulf Coast 8, Kennesaw State 0

### All-Tournament Team

Shelby Morgan (MVP), FGCU	Jessica Cross, KSU
Mariah Fernandez, FGCU	<b>Courtney Brandt, Stet</b>
Chelsea Zgrabik, FGCU	<b>Meredith Owen, Stet</b>
Jessica Barnes, FGCU	Mollie Mitchell, Lip
Lindsay Vollmer, KSU	Sarah Sigrest, JU
Abbey Mixon, KSU	Abril Peeples, JU

## 2012 ATLANTIC SUN ALL-CONFERENCE TEAMS

### First Team

Pos.	Name	School
C*	Chelsea Zgrabik	FGCU
INF*	Sharon Swanson	Kennesaw State
INF*	Cheyenne Griffin	USC Upstate
INF	elsey Cartwright	Lipscomb
INF	Ashley Byers	Belmont
INF	Kaylee Williams	Kennesaw State
OF	Shellie Robinson	USC Upstate
OF	McKenzie Woody	Mercer
OF	Jessica Barnes	FGCU
P	Shelby Morgan	FGCU
P	Amanda Henderson	Kennesaw State
DP/Util.*	Jessica Cross	Kennesaw State

\*- Unanimous Choice

*A tie in voting resulted in a 12-person team*

### Second Team

Pos.	Name	School
C	Lindsay Vollmer	Kennesaw State
INF	Kirsten Bembnowski	FGCU
INF	Haley Elliott	Lipscomb
INF	Karson Tuck	Jacksonville
INF	Ashley Simon	Jacksonville
OF	Kayla Ouellet	Jacksonville
OF	Codi Kelly	Jacksonville
<b>OF</b>	<b>Chrissy Morello</b>	<b>Stetson</b>
P	Hannah Alexander	USC Upstate
P	Whitney Kiihnl	Lipscomb
P	Brittany Eppley	Jacksonville
DP/Util.	Emily Lanier	FGCU

*A tie in voting resulted in a 12-person team*



### All-Freshman Team

Pos.	Name	School
P*	Shelby Morgan	FGCU
INF*	Ashley Simon	Jacksonville
INF*	Kaylee Williams	Kennesaw State
P	Ashley Anderson	Lipscomb
DP/Util.	Gracey Aguirre	Lipscomb
P	Kaylie Wallace	North Florida
INF	Maddison Kieffer	USC Upstate
OF*	Shellie Robinson	USC Upstate
INF*	Cheyenne Griffin	USC Upstate
OF*	Hayley Reinfeld	USC Upstate
<b>P/Util.</b>	<b>Courtney Brandt</b>	<b>Stetson</b>

\*- Unanimous Choice

### Player of the Year

Jessica Cross, Kennesaw State

### Pitcher of the Year

Shelby Morgan, FGCU

### Freshman of the Year

Shellie Robinson, USC Upstate

### Coach of the Year

Scott Whitlock, Kennesaw State

## A-SUN ACADEMIC HONORS

**Commissioner Scholar:** Carolyn Boyd, Grace Turner

**Conference Scholar:** Carolyn Boyd, Grace Turner, Chrissy Morello, Chelsea Whalley, Meredith Owen

**All-Academic Team:** Carolyn Boyd, Grace Turner, Chrissy Morello, Chelsea Whalley, Meredith Owen, Brittany Knipp, Chelsea Trotto, Jordan Cleghorn, Tara Formisano, Courtney Brandt, Taylor Cochran, Kandi Kuder, Demi Meza, Allison Sutherlin

**Academic All-Conference Team:** Carolyn Boyd, Meredith Owen

## SINGLE-GAME RECORDS

### TEAM

#### HITTING

Hits	21 vs. Palm Beach Atlantic, 2/20/99
Runs	24 vs. Tulane, 4/10/87
Doubles	5, nine times, last vs. Rhode Island, 2/20/10
Triples	3 vs. Georgia Southern, 3/14/92
Home Runs	4 vs. Jacksonville, 2/8/04
	4 vs. Boston U., 3/17/06
RBI's	18 vs. Palm Beach Atlantic, 2/20/99
Stolen Bases	10 vs. Florida A&M, 2/11/95

#### MISCELLANEOUS

Longest Game (Innings)	15 at Florida Atlantic, 5/4/01
	15 at Florida Atlantic, 5/13/04

### INDIVIDUAL

#### HITTING

Hits	5, three times, last by Chelsey Trotto at Campbell, 3/29/11
Runs Scored	5, Holly Davis vs. Bethune-Cookman, 4/6/93
Doubles	3, Nicole Forbes vs. Belmont, 4/21/07
Triples	2, five players tied,
	last by Ashley Cowart vs. College of Charleston, 2/23/02
Home Runs	3, Melissa Wiggins vs. UCF, 5/6/05
	3, Melissa Wiggins vs. Central Michigan, 3/7/06
Total Bases	12, Melissa Wiggins vs UCF, 5/6/05
RBI's	9, Tracy Brandenburg vs. Bethune-Cookman, 4/8/92
	9, Dee Williams-Odom vs. Barry, 3/7/86
Walks	4, Amanda Lindsey vs. JU 5/6/10
	4, Bryttnee Roberts vs. Robert Morris, 3/10/98
Stolen Bases	5, Lynda Knighton vs. Bethune-Cookman, 4/5/95
Sacrifices	3, Nicole Forbes at Kennesaw State 4/16/07

#### PITCHING

Strikeouts	16, Melanie McElhaney vs. Belmont, 3/5/02
	15, Kelli Lightner vs. Florida Atlantic (11 inn.), 4/14/01
	15, Rhonda Kessler vs. Samford, 4/1/00
	14, Amanda Lindsey vs. Jacksonville (10 inn.), 5/6/10
	14, Amanda Lindsey vs. Liberty (8 inn.), 3/10/09
	14, Amanda Lindsey vs. Kent State (8 inn.), 2/8/09
	14, Erica Demers vs. Kent State (9 inn.), 2/6/09
	14, Brittani Houghton vs. Jacksonville, 4/20/05
	14, Jennifer Buckley vs. College of Charleston, 2/23/02
	14, Kelli Lightner vs. Florida Atlantic (15 inn.), 5/4/01
	14, Rhonda Kessler vs. St. Francis, 2/27/00

#### FIELDING

Putouts	20, Jenna Dolde vs. West Virginia Wesleyan, 3/17/98
Assists	10, Amanda Lindsey at Gardner-Webb, 4/12/08

## PERFECT GAMES & NO-HITTERS

### PERFECT GAMES (batters faced)

Amanda Lindsey	vs. Maine (15), 3/6/10
Brittani Houghton	vs. Maine (15), 3/4/05
Blake Hoorelbeke	vs. Mercer (15), 5/14/00
Rhonda Kessler	vs. Youngstown State (15), 3/18/00
Christy Exizian	vs. Florida A&M (15), 4/4/98
Jennifer Krull	vs. Bethune-Cookman (15), 4/17/96
Shannon Dowdy	vs. Colgate (21), 3/25/93
Erin Owen	vs. Florida A&M (15), 4/18/88

### NO-HITTERS

Amanda Lindsey	vs. Austin Peay, 3/9/10
Amanda Lindsey	vs. Jacksonville, 4/18/08
Erica Demers	vs. Belmont, 3/24/06
Heather Colding	vs. Marist, 2/24/06
Brittani Houghton	vs. Glenville State, 2/5/05
Blake Hoorelbeke	vs. Glenville State, 3/11/04
Blake Hoorelbeke	vs. Wright State, 3/24/04
Blake Hoorelbeke	vs. Gardner-Webb, 3/1/03
Jennifer Buckley	vs. Butler, 3/11/02
Rhonda Kessler	vs. Charleston Southern, 3/22/00
Rhonda Kessler	vs. Winthrop, 2/26/00
Christy Exizian	vs. Bethune-Cookman, 4/24/98
Christy Exizian	vs. Mercer, 3/12/98
Jean Bonnici	vs. Dartmouth, 3/22/98
Jean Bonnici	vs. Florida A&M, 4/7/95
Jean Bonnici	vs. Bethune-Cookman, 4/5/95
Shannon Dowdy	vs. Bethune-Cookman, 4/6/93
Shannon Dowdy	vs. Brown, 3/27/93
Shannon Dowdy	vs. UNC Wilmington, 2/26/93
Shannon Dowdy	vs. Bethune-Cookman, 2/23/93
Noreen Sullivan	vs. Lee, 3/24/87
Erin Owen	vs. Lee, 3/24/87
Erin Owen	vs. Florida A&M, 3/20/87
Erin Owen	vs. Merrimack, 3/27/86



## SINGLE-SEASON TEAM RECORDS

### BATTING

Average	321, 1993
Hits	532, 2004
Doubles	74, 2004 & 2005
Triples	38, 1990
Home Runs	40, 2004
Stolen Bases	139, 2000
Runs Scored	281, 2004
Runs Batted In	250, 2004
Bases on Balls	248, 2008

### PITCHING

Earned Run Average	1.10, 1998
Shutouts	23, 2006 & 2008
Strikeouts	435, 2008
Complete Games	56, 2008
Strikeouts Per 7 Innings	7.18, 2010
Saves	4, 2010

### FIELDING

Putouts	1,403, 2008
Assists	650, 1998
Fielding Percentage	.974, 2007

### MISCELLANEOUS

Wins	45, 2002, 2004 & 2006
Winning Percentage	45-14 (.763), 2002
Winning Streak	28, 2002



Amanda Lindsey (left) tossed a perfect game against Maine in 2010. Melanie McElhaney (above) struck out a school-record 16 batters against Belmont in 2002.

# STETSON INDIVIDUAL SEASON RECORDS - BATTING

## GAMES PLAYED

Andrea Migliori.....	67, 2008
Lindsay Wightman.....	67, 2008
Nicole Forbes.....	66, 2008
Blythe Golden.....	66, 2008
Amanda Lindsey.....	66, 2008
Nicole Forbes.....	66, 2007
Sherrel Fountain.....	66, 2007
Blythe Golden.....	66, 2007
Amy Joyce.....	66, 2007
Andrea Migliori.....	66, 2007
Lindsay Wightman.....	66, 2007

## BATTING AVERAGE (min. 75 AB)

Brittani Houghton.....	.444, 2004
Melissa Wiggins.....	.431, 2005
Melissa Wiggins.....	.410, 2006
Holly Davis.....	.410, 1993
Dee Williams-Odom.....	.405, 1986
Tiffany Tolleson.....	.402, 2000
Brittani Houghton.....	.393, 2005
Cathy Beebe.....	.390, 1985
Shawna Wiggs.....	.388, 2005
Sabrina Isley.....	.387, 2002

## RUNS SCORED

Brittani Houghton.....	48, 2004
Shawna Wiggs.....	47, 2006
Sherrel Fountain.....	46, 2007
Dee Williams-Odom.....	46, 1986
Brittani Houghton.....	45, 2005
Tiffany Tolleson.....	44, 2000
Shawna Wiggs.....	39, 2005
Dee Williams-Odom.....	38, 1985
Amy Joyce.....	37, 2008
Amy Joyce.....	37, 2007

## HITS

Brittani Houghton.....	92, 2004
Melissa Wiggins.....	79, 2004
Melissa Wiggins.....	77, 2006
Tiffany Tolleson.....	76, 2000
Melissa Wiggins.....	75, 2005
Sherrel Fountain.....	73, 2007
Emily Harris.....	69, 2002
Andrea Migliori.....	68, 2008
Brittani Houghton.....	68, 2005
Carrie Cruit.....	68, 2004

## DOUBLES

Melissa Wiggins.....	20, 2005
Melissa Wiggins.....	17, 2006
Melissa Wiggins.....	17, 2004
Melissa Wiggins.....	14, 2003
Andrea Migliori.....	13, 2008
Andrea Migliori.....	13, 2007
Lindsay Wightman.....	13, 2005
Carrie Cruit.....	13, 2004
Julie Wagner.....	13, 1997
three players tied.....	12

## TRIPLES

Tracy Brandenburg.....	10, 1990
Sherrel Fountain.....	8, 2006
Andrea Swartz.....	7, 1989
Tracy Brandenburg.....	6, 1992
Cheri Nelson.....	6, 1990
Dee Williams-Odom.....	6, 1985
Christy Exizian.....	5, 1998
Sandy Tankersley.....	5, 1990
Robin Bradford.....	5, 1987
Erin Owen.....	5, 1986

## HOME RUNS

Andrea Migliori.....	20, 2008
Andrea Migliori.....	16, 2007
Andrea Migliori.....	15, 2009
Blake Hoorelbeke.....	15, 2004
Melissa Wiggins.....	13, 2005
Melissa Wiggins.....	11, 2006
Holly Burris.....	11, 2002
Amanda Lindsey.....	9, 2010
Melissa Wiggins.....	9, 2004
Melissa Wiggins.....	9, 2003

## RUNS BATTED IN

Andrea Migliori.....	65, 2008
Andrea Migliori.....	58, 2007
Melissa Wiggins.....	57, 2005
Blake Hoorelbeke.....	55, 2004
Melissa Wiggins.....	53, 2006
Melissa Wiggins.....	44, 2004
Mariah Cobb.....	43, 2000
Lindsay Wightman.....	39, 2007
Carrie Cruit.....	39, 2004
Holly Burris.....	39, 2002

## TOTAL BASES

Andrea Migliori.....	141, 2008
Melissa Wiggins.....	134, 2005
Melissa Wiggins.....	131, 2006
Andrea Migliori.....	128, 2007
Melissa Wiggins.....	125, 2004
Blake Hoorelbeke.....	114, 2004
Lindsay Wightman.....	103, 2007
Holly Burris.....	100, 2002
Carrie Cruit.....	99, 2004
Emily Harris.....	99, 2002

## SLUGGING PERCENTAGE (min. 75 AB)

Melissa Wiggins.....	.770, 2005
Andrea Migliori.....	.698, 2008
Melissa Wiggins.....	.691, 2006
Andrea Migliori.....	.663, 2007
Dee Williams-Odom.....	.643, 1986
Blake Hoorelbeke.....	.637, 2004
Andrea Migliori.....	.603, 2009
Melissa Wiggins.....	.592, 2004
Cheri Nelson.....	.584, 1990
Tracy Brandenburg.....	.577, 1990



Andrea Migliori set the school home run (20) and RBI (66) records in 2008.

## WALKS

Andrea Migliori.....	50, 2009
Lindsay Wightman.....	46, 2008
Amanda Lindsey.....	40, 2010
Andrea Migliori.....	42, 2008
Vaune Vaccaro.....	37, 1987
Blake Hoorelbeke.....	36, 2004
Andrea Migliori.....	35, 2007
Jessica King.....	35, 2005
Sherrel Fountain.....	33, 2007
Amanda Bailey.....	29, 2008

## STOLEN BASES

Tiffany Tolleson.....	54, 2000
Jean Bonnici.....	40, 1998
Brittani Houghton.....	39, 2004
Tiffany Tolleson.....	39, 2001
Sabrina Isley.....	39, 2000
Sabrina Isley.....	33, 2002
Amy Joyce.....	29, 2010
Chrissy Morello.....	28, 2011
Sherrel Fountain.....	27, 2006
Amy Joyce.....	26, 2009
Sherrel Fountain.....	26, 2007

## SACRIFICES (FLIES OR HITS)

Nicole Forbes.....	29, 2007
Robin Bradford.....	24, 1987
Robin Bradford.....	18, 1986
Chelsey Trotto.....	17, 2010
Nicole Forbes.....	17, 2008
Sabrina Isley.....	16, 2000
Lani Fisher.....	15, 1999
Danielle Mortierre.....	15, 1996
four players tied at.....	14



Brittani Houghton holds the school record for highest batting average in a single-season (.444, 2004).

# STETSON INDIVIDUAL SEASON RECORDS - PITCHING/DEFENSE

## APPEARANCES

Amanda Lindsey	42, 2008
Noreen Sullivan	41, 1987
Amanda Lindsey	40, 2010
Kelli Lightner	40, 2001
Jean Bonnici	40, 1995
Cheri Nelson	38, 1990
Erin Owen	38, 1986
Erica Demers	37, 2006
Blake Hoorelbeke	37, 2004
four tied at	36

## GAMES STARTED

Erin Owen	38, 1986
Amanda Lindsey	37, 2008
Jean Bonnici	37, 1995
Cheri Nelson	35, 1990
Noreen Sullivan	35, 1987
Erica Demers	34, 2006
Blake Hoorelbeke	34, 2004
Amanda Lindsey	32, 2010
Erin Owen	32, 1985
Rhonda Kessler	30, 1999
Jean Bonnici	30, 1997

## COMPLETE GAMES

Erin Owen	35, 1986
Cheri Nelson	34, 1990
Amanda Lindsey	32, 2008
Jean Bonnici	31, 1995
Erin Owen	30, 1985
Blake Hoorelbeke	28, 2004
Noreen Sullivan	28, 1987
Erin Owen	27, 1988
three players tied at	26

## INNINGS PITCHED

Amanda Lindsey	263.0, 2008
Erin Owen	254.2, 1986
Cheri Nelson	245.1, 1990
Jean Bonnici	237.2, 1995
Amanda Lindsey	232.1, 2010
Kelli Lightner	230.1, 2001
Blake Hoorelbeke	220.1, 2004
Rhonda Kessler	216.1, 2000
Jean Bonnici	214.0, 1997
Rhonda Kessler	213.2, 1999



Erica Demers won a school-record 27 games and recorded 17 shutouts in 2006.

## WINS

Erica Demers	27, 2006
Erin Owen	26, 1986
Amanda Lindsey	25, 2010
Amanda Lindsey	24, 2008
Blake Hoorelbeke	23, 2004
Blake Hoorelbeke	23, 2003
Jennifer Buckley	22, 2002
Melanie McElhaney	22, 2002
Kelli Lightner	22, 2001
Erin Owen	22, 1985

## WINNING PERCENTAGE (min. 10 decisions)

Erica Demers	.818, 2006
Jennifer Buckley	.786, 2002
Erica Demers	.778, 2007
Shannon Dowdy	.773, 1993
Blake Hoorelbeke	.767, 2003
Melanie McElhaney	.759, 2002
Erin Owen	.688, 1985
Erin Owen	.684, 1986
Amanda Lindsey	.676, 2010
2 tied at	.667

## SHUTOUTS

Erica Demers	17, 2006
Amanda Lindsey	14, 2008
Melanie McElhaney	11, 2002
Erin Owen	10, 1985
Blake Hoorelbeke	9, 2004
Blake Hoorelbeke	9, 2003
Rhonda Kessler	9, 2000
Erin Owen	9, 1986
seven tied at	8

## STRIKEOUTS

Amanda Lindsey	277, 2008
Amanda Lindsey	264, 2010
Kelli Lightner	223, 2001
Rhonda Kessler	221, 2000
Brittani Houghton	204, 2005
Melanie McElhaney	201, 2002
Amanda Lindsey	188, 2009
Blake Hoorelbeke	187, 2004
Rhonda Kessler	180, 1999
Blake Hoorelbeke	179, 2003

## EARNED RUN AVERAGE (min. 100 IP)

Shannon Dowdy	0.81, 1993
Melanie McElhaney	1.05, 2002
Jennifer Buckley	1.07, 2002
Erica Demers	1.08, 2006
Jean Bonnici	1.10, 1998
Christy Exizian	1.13, 1998
Rhonda Kessler	1.13, 2000
Jennifer Buckley	1.17, 2003
Amanda Lindsey	1.21, 2010
Shannon Dowdy	1.21, 1994

## PUTOUTS

Jenna Dolde	514, 1998
Andrea Migliori	504, 2008
Blythe Golden	440, 2008
Darlene Capps	435, 1995
Darlene Capps	419, 1996
Andrea Migliori	407, 2007
Jessica Lokeinsky	395, 2010
Adrienne Broyles	394, 2000
Blythe Golden	390, 2007
Andrea Migliori	386, 2009

## ASSISTS

Robin Bradford	184, 1987
Julie Wagner	159, 1998
Jean Bonnici	151, 1995
Christy Exizian	146, 1998
Cheryl Conklin	146, 1987
Jean Bonnici	137, 1998
Lindsay Wightman	135, 2008
Julie Wagner	135, 1996
Jean Bonnici	131, 1996
Carrie Cruik	130, 2004

## FIELDING PERCENTAGE (min. 100 chances)

Denise Mikel	1.000, 1987
Erin MacKenzie	1.000, 2002
Andrea Migliori	.995, 2007
Erin MacKenzie	.995, 2004
Blythe Golden	.994, 2008
Andrea Migliori	.994, 2008
Adrienne Broyles	.994, 2002
Jessica Lokeinsky	.992, 2009
Andrea Migliori	.992, 2006
three tied	.991, 2007



Jenna Dolde's 514 putouts in 1998 still stands as the Stetson single-season record.

# STETSON INDIVIDUAL CAREER RECORDS

## GAMES PLAYED

Lindsay Wightman	249, 2005-08
Andrea Migliori	248, 2006-09
Nicole Forbes	233, 2005-08
Amy Peters	233, 2005-08
Amy Joyce	232, 2007-10
Melissa Wiggins	228, 2003-06
Mariah Cobb	227, 1999-02
Katie Harrigan	227, 1999-02
Julie Wagner	212, 1995-98
Sabrina Isley	209, 1999-02

## BATTING AVERAGE (min. 2 seasons & 175 AB)

Brittani Houghton	.421, 2004-05
Melissa Wiggins	.385, 2003-06
Dee Williams-Odom	.381, 1985-86
Sherrel Fountain	.337, 2006-07
Sherilynn Wilder	.332, 2002-05
Chrissy Morello	.320, 2011-12
Emily Harris	.319, 2000-03
Lynne Camposano	.318, 1987-90
Andrea Migliori	.317, 2006-09
Carrie Cruit	.313, 2003-05
Sabrina Isley	.313, 1999-02

## RUNS SCORED

Amy Joyce	141, 2007-10
Melissa Wiggins	120, 2003-06
Shawna Wiggs	120, 2003-06
Jean Bonnici	108, 1995-98
Andrea Migliori	108, 2006-09
Lindsay Wightman	107, 2005-08
Julie Wagner	100, 1995-98
Brittani Houghton	93, 2004-05
Mariah Cobb	91, 1999-02
Robyn Swartz	91, 1986-90

## HITS

Melissa Wiggins	284, 2003-06
Andrea Migliori	228, 2006-09
Lindsay Wightman	212, 2005-08
Amy Joyce	210, 2007-10
Jean Bonnici	185, 1995-98
Sabrina Isley	183, 1999-02
Nicole Forbes	175, 2005-08
Mariah Cobb	174, 1999-02
Emily Harris	171, 2000-03
Katie Harrigan	164, 1999-02

## DOUBLES

Melissa Wiggins	68, 2003-06
Lindsay Wightman	42, 2005-08
Andrea Migliori	41, 2006-09
Mariah Cobb	34, 1999-02
Katie Harrigan	34, 1999-02
Emily Harris	31, 2000-03
Nicole Forbes	26, 2005-08
Julie Wagner	26, 1995-98
Robyn Swartz	24, 1986-90
Carrie Cruit	23, 2003-05

## TRIPLES

Tracy Brandenburg	18, 1990-93
Sherrel Fountain	11, 2006-07
Andrea Swartz	10, 1988-89
Julie Wagner	9, 1995-98
Cheri Nelson	9, 1989-91
Lynne Camposano	9, 1987-90
Robyn Swartz	9, 1986-90
Dee Williams-Odom	9, 1985-86
Shannon Dowdy	8, 1991-94
Sandy Tankersley	8, 1988-90
Erin Owen	8, 1985-88

## HOME RUNS

Andrea Migliori	57, 2006-09
Melissa Wiggins	42, 2003-06
Amanda Lindsey	23, 2007-10
Blake Hoorelbeke	23, 2003-04
Lindsay Wightman	16, 2005-08
Holly Burris	16, 2002-03
Carrie Cruit	15, 2003-05
Katie Harrigan	12, 1999-02
Emily Harris	10, 2000-03
Cheri Nelson	10, 1989-91

## RUNS BATTED IN

Andrea Migliori	200, 2006-09
Melissa Wiggins	179, 2003-06
Mariah Cobb	131, 1999-02
Lindsay Wightman	124, 2005-08
Katie Harrigan	99, 1999-02
Carrie Cruit	87, 2003-05
Emily Harris	85, 2000-03
Amanda Lindsey	83, 2007-10
Joy Joseph	81, 1993-96
Blake Hoorelbeke	78, 2003-04

## TOTAL BASES

Melissa Wiggins	484, 2003-06
Andrea Migliori	442, 2006-09
Lindsay Wightman	310, 2005-08
Emily Harris	246, 2000-03
Mariah Cobb	232, 1999-02
Amy Joyce	231, 2007-10
Nicole Forbes	215, 2005-08
Jean Bonnici	213, 1995-98
Julie Wagner	213, 1995-98
2 tied at	200

## SLUGGING PCT (min. 2 seasons & 175 AB):

Melissa Wiggins	.654, 2003-06
Andrea Migliori	.614, 2006-09
Dee Williams-Odom	.597, 1985-86
Tracy Brandenburg	.509, 1990-93
Cheri Nelson	.491, 1989-91
Andrea Swartz	.477, 1988-89
Carrie Cruit	.474, 2003-05
Emily Harris	.457, 2000-03
Lindsay Wightman	.435, 2005-08
Lynne Camposano	.435, 1987-90

## WALKS

Andrea Migliori	143, 2006-09
Lindsay Wightman	106, 2005-08
Amy Joyce	91, 2007-10
Amanda Lindsey	89, 2007-10
Melissa Wiggins	69, 2003-06
Debbie Clark	65, 1985-87
Robyn Swartz	64, 1986-90

Julie Wagner	63, 1985-98
Katie Harrigan	60, 1999-02
3 tied at	56

## STOLEN BASES

Sabrina Isley	102, 1999-02
Jean Bonnici	100, 1995-98
Amy Joyce	96, 2007-10
Tiffany Tolleson	93, 2000-01
Brittani Houghton	56, 2004-05
Alison Parker	56, 2001-03
Sherrel Fountain	53, 2006-07
Chrissy Morello	49, 2011-12
Lynda Knighton	48, 1994-97
Julie Wagner	46, 1995-98

## CONSECUTIVE STOLEN BASES

Sabrina Isley	40, 1999-00
Jean Bonnici	34, 1997-98
Tiffany Tolleson	26, 2000-01

## SACRIFICES (FLIES OR HITS)

Nicole Forbes	57, 2005-08
Mariah Cobb	51, 1999-02
Robin Bradford	42, 1986-87
Chelsey Trotto	40, 2009-12
Lindsay Wightman	36, 2005-08
Jean Bonnici	33, 1995-98
Holly Davis	30, 1991-94
Amy Stateler	29, 1991-94
Wendy Smith	26, 1997-00
Shannon Dowdy	26, 1991-94



Melissa Wiggins holds the Stetson career records for most hits (284), most doubles (68), and most total bases (484).

# STETSON INDIVIDUAL CAREER RECORDS

## APPEARANCES

Erin Owen.....	137, 1985-88
Amanda Lindsey.....	136, 2007-10
Jean Bonnici.....	135, 1995-98
Erica Demers.....	134, 2006-09
Shannon Dowdy.....	106, 1991-94
Heather Colding.....	95, 2004-07
Kelli Lightner.....	84, 1999-01
Jennifer Buckley.....	78, 2002-05
Blake Hoorelbeke.....	73, 2003-04
Rhonda Kessler.....	71, 1999-00

## GAMES STARTED

Erin Owen.....	126, 1985-88
Jean Bonnici.....	120, 1995-98
Erica Demers.....	113, 2006-09
Amanda Lindsey.....	112, 2007-10
Shannon Dowdy.....	92, 1991-94
Kelli Lightner.....	67, 1999-01
Heather Colding.....	65, 2004-07
Jennifer Buckley.....	63, 2002-05
Blake Hoorelbeke.....	60, 2003-04
Cheri Nelson.....	59, 1989-91

## COMPLETE GAMES

Erin Owen.....	115, 1985-88
Jean Bonnici.....	105, 1995-98
Shannon Dowdy.....	91, 1991-94
Amanda Lindsey.....	86, 2007-10
Erica Demers.....	86, 2006-09
Cheri Nelson.....	58, 1989-91
Rhonda Kessler.....	49, 1999-00
Blake Hoorelbeke.....	47, 2003-04
Kelli Lightner.....	47, 1999-01
Jennifer Buckley.....	39, 2002-05

## INNINGS PITCHED

Erin Owen.....	873.1, 1985-88
Jean Bonnici.....	837.0, 1995-98
Amanda Lindsey.....	778.0, 2007-10
Erica Demers.....	743.0, 2006-09
Shannon Dowdy.....	651.1, 1991-94
Kelli Lightner.....	472.1, 1999-01
Heather Colding.....	447.1, 2004-07
Rhonda Kessler.....	430.0, 1999-00
Cheri Nelson.....	406.1, 1989-91
Blake Hoorelbeke.....	404.1, 2003-04

## WINS

Erin Owen.....	82, 1985-88
Erica Demers.....	77, 2006-09
Amanda Lindsey.....	70, 2007-10
Jean Bonnici.....	68, 1995-98
Shannon Dowdy.....	59, 1991-94
Blake Hoorelbeke.....	46, 2003-04
Jennifer Buckley.....	42, 2002-05
Kelli Lightner.....	41, 1999-01
Heather Colding.....	40, 2004-07
Rhonda Kessler.....	35, 1999-00

## WINNING PCT. (min. 25 dec. + 2 seasons)

Melanie McElhane.....	.742, 2002-03
Jennifer Buckley.....	.733, 2002-03
Erica Demers.....	.681, 2006-09
Erin Owen.....	.631, 1985-88
Heather Colding.....	.625, 2004-07
Shannon Dowdy.....	.621, 1991-94
Amanda Lindsey.....	.603, 2007-10
Kelli Lightner.....	.594, 1999-01
Rhonda Kessler.....	.565, 1999-00

## SAVES

Blake Hoorelbeke.....	5, 2003-04
Melanie McElhane.....	4, 2002-03
Amanda Lindsey.....	3, 2007-10
Rhonda Kessler.....	3, 1999-00



Blake Hoorelbeke recorded five saves for the Hatters in 2003-04.

## SHUTOUTS

Erica Demers.....	37, 2006-09
Erin Owen.....	30, 1985-88
Amanda Lindsey.....	28, 2007-10
Jean Bonnici.....	27, 1995-98
Shannon Dowdy.....	26, 1991-94
Blake Hoorelbeke.....	18, 2003-04
Kelli Lightner.....	16, 1999-01
Jennifer Buckley.....	15, 2002-05
Rhonda Kessler.....	12, 1999-00
Melanie McElhane.....	11, 2002-03

## STRIKEOUTS

Amanda Lindsey.....	828, 2007-10
Erica Demers.....	624, 2006-09
Jean Bonnici.....	505, 1995-98
Shannon Dowdy.....	474, 1991-94
Kelli Lightner.....	409, 1999-01
Rhonda Kessler.....	401, 1999-00
Blake Hoorelbeke.....	366, 2003-04
Brittani Houghton.....	325, 2004-05
Jennifer Buckley.....	322, 2002-05
Heather Colding.....	260, 2004-07

## EARNED RUN AVERAGE (min. 200 IP + 2 seasons)

Melanie McElhane.....	1.08, 2002-03
Jennifer Buckley.....	1.26, 2002-05
Rhonda Kessler.....	1.27, 1999-00
Brittani Houghton.....	1.34, 2004-05
Shannon Dowdy.....	1.36, 1991-94
Amanda Lindsey.....	1.48, 2007-10
Jean Bonnici.....	1.56, 1995-98
Kelli Lightner.....	1.57, 1999-01
Erica Demers.....	1.65, 2006-09
Heather Colding.....	1.80, 2004-07
Erin Owen.....	1.80, 1985-88

## PUTOUTS

Andrea Migliori.....	1,675, 2006-09
Adrienne Broyles.....	1,223, 1999-02
Denise Mikel.....	1,135, 1986-88
Wendy Smith.....	932, 1997-00
Holly Davis.....	877, 1991-94
Darlene Capps.....	854, 1995-96
Blythe Golden.....	830, 2007-08
Carolyn Boyd.....	828, 2009-12
Mariah Cobb.....	771, 1999-02
Jenna Dolde.....	746, 1998-99

## ASSISTS

Jean Bonnici.....	504, 1995-98
Julie Wagner.....	487, 1995-98
Lindsay Wightman.....	444, 2005-08
Chelsey Trotto.....	419, 2009-12
Katie Harrigan.....	414, 1999-02
Erin Owen.....	343, 1985-88
Melissa Wiggins.....	321, 2003-05
Shannon Dowdy.....	293, 1991-94
Cheryl Conklin.....	288, 1985-87
Amanda Lindsey.....	285, 2007-10

## FIELDING PCT. (min. 200 chances + 2 yrs.)

Andrea Migliori.....	.992, 2006-09
Jessica Lokeinsky.....	.989, 2007-10
Blythe Golden.....	.989, 2007-08
Adrienne Broyles.....	.988, 1999-02
Teri Lake.....	.986, 2005-06
Jenna Dolde.....	.984, 1998-99
Denise Mikel.....	.981, 1986-89
Holly Davis.....	.981, 1991-94
Darlene Capps.....	.980, 1995-96
Sherrel Fountain.....	.976, 2006-07



Amanda Lindsey is Stetson's career strikeouts leader with 828 punchouts between 2007-10.

# YEAR-BY-YEAR STAT LEADERS

## BATTING AVERAGE

2012	Meredith Owen	.....	311
2011	Chrissy Morello	.....	344
2010	Amy Joyce	.....	319
2009	Amy Joyce	.....	320
2008	Andrea Migliori	.....	337
2007	Sherrel Fountain	.....	360
2006	Melissa Wiggins	.....	410
2005	Melissa Wiggins	.....	431
2004	Brittani Houghton	.....	444
2003	Sherilynn Wilder	.....	380
2002	Sabrina Isley	.....	387
2001	Tiffany Tolleson	.....	321
2000	Tiffany Tolleson	.....	402
1999	Katie Harrigan	.....	291
1998	Jean Bonnici	.....	347
1997	Julie Wagner	.....	336
1996	Stephanie Vaglica	.....	296
1995	Jean Bonnici	.....	335
1994	Shannon Dowdy	.....	281
1993	Holly Davis	.....	410
1992	Jennifer Pogue	.....	331
1991	Tracy Brandenburg	.....	258
1990	Robin Swartz	.....	358
1989	Patty Dailey	.....	315
1988	Lynne Camposano	.....	357
1987	Robin Bradford	.....	309
1986	Deidre Williams	.....	405
1985	Cathy Beebe	.....	390

## HITS

2012	Meredith Owen	.....	47
2011	Chrissy Morello	.....	55
2010	Amy Joyce	.....	52
2009	Amy Joyce	.....	54
2008	Andrea Migliori	.....	68
2007	Sherrel Fountain	.....	73
2006	Melissa Wiggins	.....	77
2005	Melissa Wiggins	.....	75
2004	Brittani Houghton	.....	92
2003	Melissa Wiggins	.....	53
2002	Emily Harris	.....	69
2001	Tiffany Tolleson	.....	51
2000	Tiffany Tolleson	.....	76
1999	Mariah Cobb	.....	49
1998	Jean Bonnici	.....	58
1997	Julie Wagner	.....	49
1996	J. Joseph/S. Vaglica	.....	47
1995	Jean Bonnici	.....	55
1994	Amy Stateler	.....	44
1993	Holly Davis	.....	43
1992	Shannon Dowdy	.....	43
1991	P. Dailey/S. Dowdy	.....	26
1990	Robin Swartz	.....	49
1989	Janet Hauck	.....	43
1988	Lynne Camposano	.....	40
1987	Robin Bradford	.....	56
1986	Dee Williams	.....	51
1985	Dee Williams	.....	39

## RUNS

2012	Chrissy Morello	.....	25
2011	Chrissy Morello	.....	27
2010	Amy Joyce	.....	32
2009	Amy Joyce	.....	35
2008	Amy Joyce	.....	37
2007	Sherrel Fountain	.....	46
2006	Shawna Wiggs	.....	47
2005	Brittani Houghton	.....	45
2004	Brittani Houghton	.....	48
2003	Alison Parker	.....	23
2002	Sabrina Isley	.....	35
2001	Tiffany Tolleson	.....	30
2000	Tiffany Tolleson	.....	44
1999	Mariah Cobb	.....	27
1998	Jean Bonnici	.....	34
1997	Julie Wagner	.....	24
1996	Stephanie Vaglica	.....	25
1995	Jean Bonnici	.....	35
1994	Shannon Dowdy	.....	23
1993	Holly Davis	.....	31
1992	Tracy Brandenburg	.....	29
1991	Patty Dailey	.....	17
1990	Dailey/Nelson/Swartz	.....	27
1989	Janet Hauck	.....	30
1988	Janet Hauck	.....	23
1987	Vaune Vaccaro	.....	34
1986	Dee Williams	.....	46
1985	Dee Williams	.....	38

## RUNS BATTED IN

2012	Courtney Brandt	.....	27
2011	Jill Semento	.....	29
2010	Katie Lawrence	.....	23
2009	Andrea Migliori	.....	37
2008	Andrea Migliori	.....	65
2007	Andrea Migliori	.....	58
2006	Melissa Wiggins	.....	53
2005	Melissa Wiggins	.....	57
2004	Blake Hoorelbeke	.....	55
2003	Melissa Wiggins	.....	25
2002	Holly Burris	.....	39
2001	Mariah Cobb	.....	28
2000	Mariah Cobb	.....	43
1999	Katie Harrigan	.....	34
1998	Christy Exizian	.....	33
1997	Julie Wagner	.....	25
1996	Joy Joseph	.....	31
1995	Darlene Capps	.....	28
1994	Jana Morrison	.....	19
1993	Shannon Dowdy	.....	22
1992	Tracy Brandenburg	.....	29
1991	Shannon Dowdy	.....	10
1990	Tracy Brandenburg	.....	28
1989	J. Hauck/A. Swartz	.....	25
1988	Denise DeNoyelles	.....	21
1987	Debbie Clark	.....	22
1986	Robyn Swartz	.....	27
1985	Erin Owen	.....	32

## HOME RUNS

2012	Courtney Brandt	.....	8
2011	Jill Semento	.....	7
2010	Amanda Lindsey	.....	9
2009	Andrea Migliori	.....	15
2008	Andrea Migliori	.....	20
2007	Andrea Migliori	.....	16
2006	Melissa Wiggins	.....	11
2005	Melissa Wiggins	.....	13
2004	Blake Hoorelbeke	.....	15
2003	Melissa Wiggins	.....	9
2002	Holly Burris	.....	11
2001	K. Lightner/A. Parker	.....	3
2000	Harrigan/McCrimmon	.....	3
1999	Harrigan/McCrimmon	.....	2
1998	Christy Exizian	.....	4
1997	Julie Wagner	.....	2
1996	Danielle Mortierre	.....	2
1995	J. Bonnici/K. Loughner	.....	2
1994	Christina Karakosta	.....	1
1993	Bass/Davis/Knauff/Pogue	.....	1
1992	Tracy Brandenburg	.....	3
1991	Cheri Nelson	.....	1
1990	Cheri Nelson	.....	5
1989	Andrea Swartz	.....	3
1988	Sandy Tankersley	.....	3
1987	Brown/Clark/Swartz	.....	1
1986	Dee Williams	.....	7
1985	D. Williams/E. Owen	.....	2

## DOUBLES

2012	Meredith Owen	.....	10
2011	Chelsey Trotto	.....	8
2010	Chelsey Trotto	.....	10
2009	Amanda Bailey	.....	6
2008	Andrea Migliori	.....	13
2007	Andrea Migliori	.....	13
2006	Melissa Wiggins	.....	17
2005	Melissa Wiggins	.....	20
2004	Melissa Wiggins	.....	17
2003	Melissa Wiggins	.....	14
2002	M. Cobb/A. Parker	.....	10
2001	Mariah Cobb	.....	10
2000	Mariah Cobb	.....	7
1999	Katie Harrigan	.....	12
1998	J. Bonnici/C. Exizian	.....	6
1997	Julie Wagner	.....	13
1996	Joy Joseph	.....	7
1995	J. Joseph/K. Loughner	.....	9
1994	S. Dowdy/K. Hagman	.....	6
1993	Holly Davis	.....	6
1992	Tracy Brandenburg	.....	8
1991	Patty Dailey	.....	4
1990	Robyn Swartz	.....	6
1989	Camposano/Hauck/Swartz	.....	6
1988	Robyn Swartz	.....	10
1987	L. Brown/D. Clark	.....	12
1986	Erin Owen	.....	4
1985	Four players tied	.....	3

## TRIPLES

2012	No triples hit	.....	0
2011	A. Oddo/C. Trotto	.....	2
2010	A. Joyce/J. Semento	.....	1
2009	A. Bailey/A. Joyce	.....	1
2008	N. Forbes/A. Joyce	.....	2
2007	Fountain/Wightman	.....	3
2006	Sherrel Fountain	.....	8
2005	Shawna Wiggs	.....	3
2004	Angie Eguilior	.....	2
2003	A. Eguilior/L. Prince	.....	1
2002	Emily Harris	.....	3
2001	Emily Harris	.....	2
2000	Harris/Porterfield/Tolleson	.....	2
1999	Celeste Porterfield	.....	3
1998	Christy Exizian	.....	5
1997	Julie Wagner	.....	3
1996	Julie Wagner	.....	3
1995	Joy Joseph	.....	3
1994	H. Davis/S. Dowdy	.....	3
1993	L. Bass/M. Taylor	.....	3
1992	Tracy Brandenburg	.....	6
1991	Patty Dailey	.....	3
1990	Tracy Brandenburg	.....	10
1989	Andrea Swartz	.....	7
1988	Camposano/Swartz	.....	3
1987	Robin Bradford	.....	5
1986	Erin Owen	.....	5
1985	Dee Williams	.....	6

## TOTAL BASES

2012	Meredith Owen	.....	75
2011	Jill Semento	.....	65
2010	Amanda Lindsey	.....	62
2009	Andrea Migliori	.....	85
2008	Andrea Migliori	.....	141
2007	Andrea Migliori	.....	128
2006	Melissa Wiggins	.....	130
2005	Melissa Wiggins	.....	134
2004	Melissa Wiggins	.....	125
2003	Melissa Wiggins	.....	94
2002	Holly Burris	.....	100
2001	Alison Parker	.....	60
2000	Tiffany Tolleson	.....	81
1999	Katie Harrigan	.....	66
1998	Christy Exizian	.....	74
1997	Julie Wagner	.....	74
1996	Joy Joseph	.....	58
1995	Jean Bonnici	.....	67
1994	Shannon Dowdy	.....	53
1993	Holly Davis	.....	56
1992	Tracy Brandenburg	.....	58
1991	Patty Dailey	.....	35
1990	Cheri Nelson	.....	80
1989	Andrea Swartz	.....	69
1988	Lynne Camposano	.....	55
1987	Debbie Clark	.....	75
1986	Dee Williams	.....	81
1985	Dee Williams	.....	60

## SLUGGING PERCENTAGE

2012	Meredith Owen	.....	497
2011	Rachel Lowe	.....	513
2010	Amanda Lindsey	.....	574
2009	Andrea Migliori	.....	603
2008	Andrea Migliori	.....	698
2007	Andrea Migliori	.....	663
2006	Melissa Wiggins	.....	691
2005	Melissa Wiggins	.....	770
2004	Blake Hoorelbeke	.....	637
2003	Melissa Wiggins	.....	570
2002	Holly Burris	.....	543
2001	Alison Parker	.....	395
2000	Tiffany Tolleson	.....	429
1999	Katie Harrigan	.....	400
1998	Christy Exizian	.....	457
1997	Julie Wagner	.....	507
1996	Joy Joseph	.....	363
1995	Kelly Loughner	.....	430
1994	Lynda Knighton	.....	364
1993	Holly Davis	.....	533
1992	Tracy Brandenburg	.....	563
1991	Tracy Brandenburg	.....	333
1990	Cheri Nelson	.....	584
1989	Andrea Swartz	.....	535
1988	Lynne Camposano	.....	491
1987	Debbie Clark	.....	412
1986	Dee Williams	.....	642
1985	Dee Williams	.....	545

## STOLEN BASES

2012	Chrissy Morello	.....	21
2011	Chrissy Morello	.....	28
2010	Amy Joyce	.....	29
2009	Amy Joyce	.....	26
2008	Amy Joyce	.....	22
2007	Sherrel Fountain	.....	26
2006	Sherrel Fountain	.....	27
2005	Brittani Houghton	.....	17
2004	Brittani Houghton	.....	39
2003	Alison Parker	.....	15
2002	Sabrina Isley	.....	33
2001	Tiffany Tolleson	.....	39
2000	Tiffany Tolleson	.....	54
1999	Mariah Cobb	.....	12
1998	Jean Bonnici	.....	40
1997	Jean Bonnici	.....	23
1996	Jean Bonnici	.....	19
1995	Lynda Knighton	.....	19
1994	Lynda Knighton	.....	16
1993	Bass/Davis/Taylor	.....	7
1992	Amy Knauff	.....	8
1991	Patty Dailey	.....	7
1990	Lynne Camposano	.....	7
1989	Four players tied	.....	6
1988	Denise DeNoyelles	.....	13
1987	Vaune Vaccaro	.....	15
1986	Dee Williams	.....	17
1985	Dee Williams	.....	24

## YEAR-BY-YEAR STAT LEADERS

WINS	
2012	Meredith Owen..... 15
2011	Camille Czarniecki..... 9
2010	Amanda Lindsey..... 25
2009	Amanda Lindsey..... 12
2008	Amanda Lindsey..... 24
2007	Erica Demers..... 21
2006	Erica Demers..... 27
2005	Brittani Houghton..... 19
2004	Blake Hoorelbeke..... 23
2003	Blake Hoorelbeke..... 23
2002	Buckley/McElhaney..... 22
2001	Kelli Lightner..... 22
2000	Rhonda Kessler..... 20
1999	Rhonda Kessler..... 15
1998	Christy Exizian..... 18
1997	Jean Bonnici..... 16
1996	Jean Bonnici..... 19
1995	Jean Bonnici..... 19
1994	Shannon Dowdy..... 18
1993	Shannon Dowdy..... 17
1992	Shannon Dowdy..... 15
1991	Shannon Dowdy..... 9
1990	Cheri Nelson..... 17
1989	Cheri Nelson..... 11
1988	Erin Owen..... 17
1987	Noreen Sullivan..... 19
1986	Erin Owen..... 26
1985	Records Not Available

EARNED RUN AVERAGE	
2012	Courtney Brandt..... 2.82
2011	Meredith Owen..... 2.46
2010	Amanda Lindsey..... 1.21
2009	Amanda Lindsey..... 1.74
2008	Amanda Lindsey..... 1.41
2007	Erica Demers..... 1.75
2006	Erica Demers..... 1.08
2005	Brittani Houghton..... 1.43
2004	Brittani Houghton..... 1.24
2003	Jennifer Buckley..... 1.17
2002	Melanie McElhaney..... 1.05
2001	Kelli Lightner..... 1.28
2000	Rhonda Kessler..... 1.13
1999	Rhonda Kessler..... 1.41
1998	Jean Bonnici..... 1.10
1997	Jean Bonnici..... 1.67
1996	Jean Bonnici..... 1.42
1995	Jean Bonnici..... 1.94
1994	Shannon Dowdy..... 1.21
1993	Shannon Dowdy..... 0.81
1992	Shannon Dowdy..... 1.55
1991	Shannon Dowdy..... 1.97
1990	Cheri Nelson..... 1.88
1989	Cheri Nelson..... 2.08
1988	Erin Owen..... 1.48
1987	Erin Owen..... 1.57
1986	Erin Owen..... 2.12
1985	Records Not Available

STRIKEOUTS	
2012	Meredith Owen..... 143
2011	Meredith Owen..... 84
2010	Amanda Lindsey..... 264
2009	Amanda Lindsey..... 188
2008	Amanda Lindsey..... 277
2007	Erica Demers..... 141
2006	Erica Demers..... 165
2005	Brittani Houghton..... 204
2004	Blake Hoorelbeke..... 187
2003	Blake Hoorelbeke..... 179
2002	Melanie McElhaney..... 201
2001	Kelli Lightner..... 223
2000	Rhonda Kessler..... 221
1999	Rhonda Kessler..... 180
1998	Jean Bonnici..... 97
1997	Jean Bonnici..... 135
1996	Jean Bonnici..... 130
1995	Jean Bonnici..... 143
1994	Shannon Dowdy..... 151
1993	Shannon Dowdy..... 92
1992	Shannon Dowdy..... 133
1991	Shannon Dowdy..... 98
1990	Cheri Nelson..... 74
1989	Cheri Nelson..... 65
1988	Erin Owen..... 57
1987	Noreen Sullivan..... 87
1986	Erin Owen..... 70
1985	Records Not Available

INNINGS PITCHED	
2012	Meredith Owen..... 187.1
2011	Meredith Owen..... 139.1
2010	Amanda Lindsey..... 232.1
2009	Amanda Lindsey..... 177.0
2008	Amanda Lindsey..... 263.0
2007	Erica Demers..... 171.2
2006	Erica Demers..... 206.2
2005	Brittani Houghton..... 166.1
2004	Blake Hoorelbeke..... 220.0
2003	Blake Hoorelbeke..... 184.1
2002	Melanie McElhaney..... 193.0
2001	Kelli Lightner..... 230.1
2000	Rhonda Kessler..... 216.1
1999	Rhonda Kessler..... 213.2
1998	Jean Bonnici..... 178.0
1997	Jean Bonnici..... 214.0
1996	Jean Bonnici..... 207.1
1995	Jean Bonnici..... 237.2
1994	Shannon Dowdy..... 191.0
1993	Shannon Dowdy..... 148.1
1992	Shannon Dowdy..... 190.0
1991	Shannon Dowdy..... 125.0
1990	Cheri Nelson..... 245.3
1989	Tawnya Hartwick..... 140.7
1988	Erin Owen..... 203.7
1987	Noreen Sullivan..... 235.2
1986	Erin Owen..... 254.2
1985	Records Not Available

## YEAR-BY-YEAR TEAM SUMMARY

Year	Head Coach	Overall	Home	Away	Neutral	Conference	Home	A/N	Place	Tourn.
1985	Maria Albano	24-10	16-2	4-3	2-5	n/a	n/a	n/a	n/a	n/a
1986	Megan T. Bryant	27-12	17-3	4-0	6-9	n/a	n/a	n/a	n/a	1st
1987	Megan T. Bryant	36-28	19-10	1-3	16-15	10-3	8-2	2-1	1st	1st
1988	Karen Page	19-18	5-3	4-1	10-14	7-1	0-0	7-1	1st	1st
1989	Janiece Holder	17-28	11-12	4-7	2-9	6-6	2-2	4-4	2nd-S	6th
1990	Janiece Holder	19-25	6-10	6-6	7-9	6-6	1-3	5-3	1st-S	3rd
1991	Janiece Holder	16-22	16-11	0-6	0-5	10-3	9-1	0-2	2nd-S	3rd
1992	Janiece Holder	24-21	9-12	9-6	6-3	no conf. play	n/a	n/a	2nd	2nd
1993	Janiece Holder	27-13	14-8	5-2	8-3	no conf. play	n/a	n/a	2nd	2nd
1994	Rose Kalisak	28-24	15-8	5-9	8-7	6-2	4-0	2-2	1st-E	5th
1995	Rose Kalisak	27-29	17-15	6-7	4-7	7-9	4-5	3-4	3rd-E	DNQ
1996	Rose Kalisak	29-25	21-12	6-8	2-5	10-4	7-1	3-3	2nd-E	5th
1997	Frank Griffin	21-25	12-12	6-10	3-3	10-6	6-2	4-4	2nd-E	6th
1998	Frank Griffin	36-20	24-6	8-10	4-4	10-8	7-3	3-5	3rd-E	3rd
1999	Frank Griffin	24-33	18-14	5-10	1-9	5-7	3-3	2-4	3rd-E	DNQ
2000	Frank Griffin	38-20	19-9	8-9	11-2	6-8	1-5	5-3	5th	2nd
2001	Frank Griffin	29-24	13-6	8-8	8-10	9-5	7-1	2-4	1st	6th
2002	Frank Griffin	45-14	21-4	15-4	9-6	12-6	4-4	8-2	4th	6th
2003	Frank Griffin	36-14	27-3	6-6	3-5	14-6	11-1	3-5	3rd	6th
2004	Frank Griffin	45-17	29-5	7-8	9-4	14-6	7-1	5-5	4th	3rd
2005	Frank Griffin	35-20	29-12	6-7	0-1	13-7	8-2	5-5	5th	6th
2006	Frank Griffin	45-16	35-7	7-9	3-0	16-4	10-0	6-4	1st	2nd
2007	Frank Griffin	44-22	35-14	7-5	2-3	13-5	8-2	5-3	2nd	1st
2008	Frank Griffin	43-24	34-14	6-9	3-1	13-8	8-3	5-5	5th	2nd
2009	Frank Griffin	23-31	21-21	2-10	0-0	5-15	3-5	2-10	10th	4th
2010	Frank Griffin	34-21	30-16	4-5	0-0	14-6	11-1	3-5	2nd	3rd
2011	Frank Griffin	19-31	18-20	1-11	0-0	4-16	3-5	1-11	T-9th	DNQ
2012	Frank Griffin	26-22	20-12	5-6	1-4	9-9	6-10	5-5	6th	3rd
<b>Totals</b>	<b>28 seasons</b>	<b>836-609</b>	<b>551-281</b>	<b>155-185</b>	<b>128-143</b>	<b>229-156</b>	<b>138-62</b>	<b>90-100</b>		

- Records are NCAA Division I and have been compiled since Stetson adopted a fastpitch softball program in 1985. Prior to 1985, Stetson competed on the slow-pitch level.
- Stetson did not compete in a conference in its initial season of 1985. Stetson competed in the New South Women's Athletic Conference (NSWAC) from 1986-91. The NSWAC merged with the Trans Atlantic Athletic Conference (TAAC) in 1992.
- The TAAC did not have a conference schedule in 1992 and 1993. The TAAC Tournament seedings were determined by the teams' overall records.
- The TAAC changed its name to the Atlantic Sun Conference (A-Sun) in 2001.

### COACHING SUMMARY

Coach	Years	Seasons	Record	Pct.
Maria Albano	1985	1	24-10	.706
Megan T. Bryant	1986-87	2	63-40	.612
Karen Page	1988	1	19-18	.509
Janiece Holder	1989-93	5	103-109	.486
Rose Kalisak	1994-96	3	84-78	.519
Frank Griffin	1997 - present	16	543-354	.605
<b>Totals</b>		<b>28</b>	<b>836-609</b>	<b>.579</b>

# AWARDS & HONORS

## A-Sun Player of the Year

Jean Bonnici	1998
Tracy Brandenburg	1992
Debbie Clark (NSWAC)	1987
Erin Owen (NSWAC)	1986

## A-Sun Coach of the Year

Frank Griffin	2001
Janiece Holder	1993
Janiece Holder	1992
Karen Page (NSWAC)	1988
Megan Bryant (NSWAC)	1986

## A-Sun Freshman of the Year

Erica Demers	2006
--------------	------

## First Team All-Conference

Jill Semento	2011
Andrea Migliori	2008
Sherrel Fountain	2007
Erica Demers	2006
Melissa Wiggins	2006
Shawna Wiggs	2006
Brittani Houghton	2005
Melissa Wiggins	2005
Shawna Wiggs	2005
Blake Hoorelbeke	2004
Jennifer Buckley	2003
Holly Burris	2002
Sabrina Isley	2002
Kelli Lightner	2001
Tiffany Tolleson	2001
Wendy Smith	2000
Tiffany Tolleson	2000
Jean Bonnici	1998
Christy Exizian	1998
Jean Bonnici	1997
Jean Bonnici	1996
Jean Bonnici	1995
Shannon Dowdy	1994
Holly Davis	1994
Jana Morrison	1994
Shannon Dowdy	1993
Amy Knauff	1993
Holly Davis	1993
Tracy Brandenburg	1993
Lois Bass	1993
Tracy Brandenburg	1992
Shannon Dowdy	1992
Shannon Dowdy	1991

Cheri Nelson	1990
Sandy Tankersley	1990
Erin Owen	1988
Robyn Swartz	1988
Denise deNoyelles	1988
Debbie Clark	1987
Erin Owen	1987
Robin Bradford	1987
Denise deNoyelles	1987
Erin Owen	1986
Dee Williams-Odom	1986
Debbie Clark	1986
Robyn Swartz	1986

## Second Team All-Conference

Chrissy Morello	2012
Chrissy Morello	2011
Amy Joyce	2010
Amanda Lindsey	2010
Jessica Lokeinsky	2010
Chelsey Trotto	2010
Amy Joyce	2009
Erica Demers	2007
Andrea Migliori	2007
Sherrel Fountain	2006
Jessica King	2005
Carrie Cruit	2004
Brittani Houghton	2004
Melissa Wiggins	2004
Holly Burris	2003
Blake Hoorelbeke	2003
Sherilyn Wilder	2003
Carolyn Garliepp	2002
Melanie McElhane	2002
Emily Harris	2001
Leah Wilbanks	2001
Rhonda Kessler	1999
Jean Bonnici	1998
Darlene Capps	1995
Joy Joseph	1995
Jennifer Pogue	1992
Amy Knauff	1992
Patty Dailey	1991
Lynne Camposano	1990
Amy Knauff	1990
Robyn Swartz	1990
Janet Hauck	1988
Lynne Camposano	1988
Sandy Tankersley	1988
Noreen Sullivan	1987

## Third Team All-Conference

Katie Harrigan	1999
Heather McCrimmon	1999
Christy Exizian	1998
Jennifer Krull	1998

## A-Sun All-Freshman Team

Courtney Brandt	2012
Chrissy Morello	2011
Erica Demers	2006
Andrea Migliori	2006
Carolina Rojas	2006
Lindsay Wightman	2005
Carrie Cruit	2003
Melissa Wiggins	2003
Alison Parker	2001

## Academic All-Conference Team

Carolyn Boyd	2012
Meredith Owen	2012

## A-Sun All-Tournament Team

Courtney Brandt	2012
Meredith Owen	2012
Amanda Lindsey	2010
Jill Semento	2010
Amy Joyce	2009
Jessica Lokeinsky	2009
Andrea Migliori	2009
Amanda Lindsey	2008
Erica Demers	2007
Nicole Forbes (MVP)	2007
Andrea Migliori	2007
Lindsay Wightman	2007
Erica Demers	2006
Nicole Forbes	2006
Andrea Migliori (MVP)	2006
Melissa Wiggins	2006
Blake Hoorelbeke	2004
Rhonda Kessler	2000
Kelli Lightner	2000
Mariah Cobb	2000
Sabrina Isley	2000
Julie Wagner	1998

## A-Sun Player of the Week

Andrea Migliori	3/16/09
Andrea Migliori	4/28/08
Andrea Migliori	3/3/08
Melissa Wiggins	3/27/06
Melissa Wiggins	2/27/06
Melissa Wiggins	5/9/05
Shawna Wiggs	4/11/05
Melissa Wiggins	3/28/05
Melissa Wiggins	3/7/05
Lacey Prince	4/26/04
Melissa Wiggins	4/12/04
Carrie Cruit	2/9/04
Emily Harris	5/6/02
Holly Burris	4/1/02
Tiffany Tolleson	4/23/01
Tiffany Tolleson	4/9/01
Emily Harris	3/26/01
Tiffany Tolleson	2/19/01
Mariah Cobb	2/22/99
Christy Exizian	3/24/98
Holly Davis	4/12/93
Amy Knauff	3/29/93

## A-Sun Pitcher of the Week

Amanda Lindsey	4/12/10
Amanda Lindsey	2/22/10
Amanda Lindsey	2/15/10
Amanda Lindsey	3/16/09
Erica Demers	5/5/08
Erica Demers (shared)	2/26/07
Erica Demers	2/13/06
Erica Demers	2/27/06
Erica Demers	3/27/06
Erica Demers	5/7/06
Jenny Diaz	3/20/06
Brittani Houghton	3/7/05
Brittani Houghton	4/26/04
Blake Hoorelbeke	3/3/03
Blake Hoorelbeke	3/17/03
Jennifer Buckley	2/25/02
Melanie McElhane	4/1/02
Gina Reynolds	3/26/01
Kelli Lightner	4/2/01
Kelli Lightner	4/23/01
Kelli Lightner	4/30/01
Rhonda Kessler	3/13/00
Rhonda Kessler	3/20/00
Rhonda Kessler	4/24/00
Rhonda Kessler	3/22/99
Rhonda Kessler	2/15/99
Christy Exizian	4/28/98
Christy Exizian	4/7/98
Christy Exizian	3/24/98
Christy Exizian	3/17/98
Jean Bonnici	3/4/97
Jean Bonnici	2/25/97
Jennifer Krull	4/23/96
Jean Bonnici	2/20/96
Jean Bonnici	4/11/95
Jean Bonnici	3/14/95
Shannon Dowdy	3/29/93



Melissa Wiggins was named A-Sun Player of the Week six times during her career.

## NFCA All-American Scholar-Athlete

Carolyn Boyd	2012
Tara Formisano	2012
Demi Meza	2012
Chrissy Morello	2012
Meredith Owen	2012
Chelsea Whalley	2012
Grace Turner	2012

# ALL-TIME LETTERWINNERS

## A

Ashley Aaron ..... 2003-04  
 Dana Allen ..... 1990

## B

Lois Bass ..... 1992-95  
 Amanda Bailey ..... 2008-09  
 Heather Barnes ..... 2009  
 Cathy Beebe ..... 1985  
 Mary Blanchfield ..... 1994-96  
 Gracie Blendinger ..... 2004  
 Jean Bonnici ..... 1995-98  
 Carolyn Boyd ..... 2009-12  
 Robin Bradford ..... 1986-87  
 Tracy Brandenburg ..... 1990-93  
 Courtney Brandt ..... 2012-present  
 Mallory Brooks ..... 2012-present  
 Lori Brown ..... 1985-87  
 Traci Brown ..... 1996-99  
 Adrienne Broyles ..... 1999-2002  
 Jennifer Buckley ..... 2002-05  
 Holly Burris ..... 2002-03

## C

Kory Calhoun ..... 1995  
 Lynne Camposano ..... 1988-90  
 Darlene Capps ..... 1995-96  
 Kim Carpenter ..... 1985-86  
 Leo Carreño ..... 2006-09  
 Debbie Clark ..... 1985-87  
 Jordan Cleghorn ..... 2010-present  
 Mariah Cobb ..... 1999-2002  
 Taylor Cochran ..... 2012-present  
 Heather Colding ..... 2004-07  
 Cheryl Conklin ..... 1985-87  
 Gena Coursen ..... 1994  
 Ashley Cowart ..... 1999-2002  
 Carrie Cruit ..... 2003-06  
 Camille Czarnecki ..... 2011

## D

Patty Dailey ..... 1988-91  
 Holly Davis ..... 1991-94  
 Erica Demers ..... 2006-09  
 Denise DeNoyelles ..... 1985-88  
 Jenny Diaz ..... 2005-06  
 Jenna Dolde ..... 1998-99  
 Shannon Dowdy ..... 1991-94

## E

Emilee Edelman ..... 2007

Melissa Edwards ..... 1999  
 Angie Eguillor ..... 2003-06  
 Christy Exizian ..... 1998

## F

Lani Fisher ..... 1998-99  
 Nicole Forbes ..... 2005-08  
 Tara Formisano ..... 2010-11  
 Sherrel Fountain ..... 2006-07

## G

Carolyn Garliepp ..... 2001-04  
 Susie Germer ..... 1997-99  
 Blythe Golden ..... 2007-08  
 Lindsey Guenther ..... 2010-11  
 Courtney Gunby ..... 2010-11

## H

Karen Hagman ..... 1994  
 Katie Harrigan ..... 1999-2002  
 Emily Harris ..... 2000-03  
 Lisa Harris ..... 1991-94  
 Tawnya Hartwick ..... 1989  
 Janet Hauck ..... 1986-89  
 Jennifer Hogan ..... 1999  
 Blake Hoorelbeke ..... 2003-04  
 Brittani Houghton ..... 2004-05  
 Chrissa Hughes ..... 1999

## I

Holly Ingram ..... 1992  
 Shauna Isaacs ..... 1989  
 Sabrina Isley ..... 1999-2002

## J

Kim Johnson ..... 1990  
 Joy Joseph ..... 1993-96  
 Amy Joyce ..... 2007-10

## K

Christina Karakosta ..... 1995  
 Kathleen Kelley ..... 1998-2000  
 Jennifer Kent ..... 1996  
 Rhonda Kessler ..... 1999-2000  
 Danielle Kildow ..... 2009  
 Jessica King ..... 2004-05  
 Amy Knauff ..... 1990-93  
 Stacy Knight ..... 2004  
 Lynda Knighton ..... 1994-97  
 Brittany Knipp ..... 2009-2012  
 Jennifer Krull ..... 1996-99

Kandi Kuder ..... 2012

## L

Teri Lake ..... 2005-06  
 Katie Lawrence ..... 2007-10  
 Colby Lein ..... 1994  
 Kelli Lightner ..... 1999-2001  
 Amanda Lindsey ..... 2007-10  
 Jessica Lokeinsky ..... 2007-10  
 Kelly Loughner ..... 1995, 1997  
 Rachel Lowe ..... 2008-2011

## M

Erin MacKenzie ..... 2001-04  
 Jillian Masucci ..... 2009  
 Jody McCarty ..... 1990-91  
 Heather McCrimmon ..... 1999-2000  
 Melanie McElhaney ..... 2002-03  
 Demi Meza ..... 2012-present  
 Andrea Migliori ..... 2006-09  
 Denise Mikel ..... 1986-89  
 Chrissy Morello ..... 2011-present  
 Jana Morrison ..... 1992-95  
 Danielle Mortierre ..... 1996-97

## N

Cheri Nelson ..... 1989-91  
 Marie Newberry ..... 1997

## O

Alyssa Oddo ..... 2011-12  
 Erin Owen ..... 1985-88  
 Meredith Owen ..... 2011-present

## P

Alison Parker ..... 2001-03  
 J.J. Payette ..... 2003-06  
 Nicole Peltz ..... 2007-10  
 Katelyn Perna ..... 2008-2011  
 Amy Peters ..... 2005-08  
 Jennifer Pogue ..... 1991-94  
 Celeste Porterfield ..... 1999-2000  
 Lacey Prince ..... 2001-04

## R

Gina Reynolds ..... 2001-02  
 Brytnee Roberts ..... 1996-98  
 Laurel Robison ..... 1988-89  
 Carolina Rojas ..... 2006-07  
 Stephanie Rozelle ..... 1985  
 Debra Ryan ..... 1986

## S

Olivia Savage ..... 2009  
 Jill Semento ..... 2010-11  
 Jennifer Singleton ..... 1992  
 Sloane Sizemore ..... 1991  
 Wendy Smith ..... 1997-2000  
 Halie Sowards ..... 2000-01  
 Amy Stateler ..... 1991-94  
 Gianna Stoker ..... 1989  
 Gena Strapple ..... 1985  
 Noreen Sullivan ..... 1987  
 Susan Surratt ..... 1994  
 Allison Sutherland ..... 2012-present  
 Andrea Swartz ..... 1988-89  
 Robyn Swartz ..... 1986-88, 1990  
 Jodi Switzer ..... 1989-90

## T

Sandra Tankersley ..... 1988-90  
 Michelle Taylor ..... 1990-93  
 Tiffany Tolleson ..... 2000-01  
 Chelsey Trotto ..... 2009-12  
 Jesse Tucker ..... 2008-11  
 Grace Turner ..... 2009-12

## V

Vaune Vaccaro ..... 1987  
 Stephanie Vaglica ..... 1996  
 E.J. Veneziano ..... 2000  
 Megan Voeller ..... 2007-10

## W

Julie Wagner ..... 1995-98  
 Monique Weinoffer ..... 1991  
 Laura Whalen ..... 2003-06  
 Chelsea Whalley ..... 2010-present  
 Michelle White ..... 1991-92  
 Melissa Wiggins ..... 2003-06  
 Shawna Wiggs ..... 2003-06  
 Lindsay Wightman ..... 2005-08  
 Leah Wilbanks ..... 2001-02  
 Mary Wilbanks ..... 1985  
 Sherilynn Wilder ..... 2002-05  
 Amy Williams ..... 1985  
 Dee Williams ..... 1985-96

## Y

Amanda York ..... 1997-98

# YEAR-BY-YEAR RESULTS

## 1985

Record: 24-10

Head Coach: Maria Albano

3/5	Susquehanna	W	12-3
3/5	Susquehanna	W	2-1
3/8	at Eckerd	W	12-0
3/8	at Eckerd	W	9-5
3/11	Salem International	W	3-1
3/11	Salem International	W	17-0
3/13	Winthrop	L	1-11
3/13	Winthrop	L	1-5
3/14	Manchester	W	12-2
3/14	Manchester	W	9-4
3/15	Florida A&M	W	2-1
3/15	Florida A&M	W	7-2
3/22	vs. Missouri State	L	0-7
3/22	at Florida State	L	1-2
3/23	vs. Toledo	L	0-3
3/24	vs. Furman	W	11-4
3/24	vs. Rutgers	L	0-3
3/27	Rollins	W	18-0
3/27	Rollins	W	9-6
3/29	Brown	W	5-4
3/29	Brown	W	8-3
4/1	Loras	W	5-4
4/1	Loras	W	5-0
4/3	Grace	W	4-3
4/3	Grace	W	7-1
4/9	at USF	L	0-5
4/9	at USF	L	1-3
4/12	at Rollins	W	12-2
4/12	at Rollins	W	8-0
4/19	! vs. Florida Southern	W	3-0
4/19	! vs. Florida State	L	1-4
4/20	! vs. Florida A&M	L	1-2

Results do not include two forfeit victories

! - Florida State Championship, Tampa, Fla.

## 1986

Record: 27-12

Head Coach: Megan T. Bryant

1st Place NSWAC Tournament (5-0)

3/4	Ball State	W	7-4
3/4	Ball State	W	3-2
3/5	Valparaiso	W	4-2
3/5	Valparaiso	W	2-1
3/7	Barry	W	20-1
3/7	Barry	W	10-2
3/8	% vs. Grand Valley State	W	3-2
3/8	% vs. Monmouth	W	13-0
3/11	Liberty	W	4-3
3/11	Liberty	W	7-3
3/12	Winthrop	W	5-4
3/12	Winthrop	L	7-9

3/13	Salem International	W	4-0
3/13	Maine	L	3-4
3/14	! vs. Rutgers	L	1-12
3/18	% vs. Quinnipiac	L	1-2
3/18	% vs. DePaul	L	7-9
3/21	# vs. East Carolina	L	0-3
3/21	# vs. Bowling Green	L	1-3
3/22	# vs. Nicholls State	L	4-5
3/22	# vs. Western Illinois	L	0-10
3/22	# vs. Massachussetts	W	2-1
3/25	% vs. Akron	L	1-2
3/25	% vs. Rider	L	2-3
3/27	Merrimack	W	4-0
3/27	Merrimack	W	9-2
3/28	Benedictine (Ill.)	W	4-0
3/28	Manchester	W	10-0
4/3	Calvin	L	2-4
4/3	Calvin	W	9-0
4/8	at Bethune-Cookman	W	4-2
4/8	at Bethune-Cookman	W	18-0
4/11	Bethune-Cookman	W	3-2
4/11	Bethune-Cookman	W	11-4
4/19	^ vs. Mercer	W	5-0
4/19	^ vs. Georgia Southern	W	5-0
4/20	^ at Georgia State	W	5-2
4/20	^ vs. Mercer	W	4-2
4/20	^ at Georgia State	W	5-4

% - at Orlando, Fla.  
! - at Tampa, Fla.  
# - FSU Tournament, Tallahassee, Fla.  
^ - New South Tournament, Atlanta, Ga.

## 1987

Rec: 36-28 (10-3 NSWAC)

Head Coach: Megan T. Bryant

1st Place NSWAC Tournament

2/20	Florida State	L	0-7
2/20	Florida State	W	4-3
2/25	at Florida Southern	L	0-2
2/25	at Florida Southern	L	3-4
2/27	* Florida A&M	W	1-0
2/27	* Florida A&M	W	6-4
3/2	% vs. Penn State	L	0-2
3/2	% vs. Boston College	W	4-0
3/5	Ball State	L	2-3
3/5	Ball State	L	1-5
3/7	% vs. Penn State	L	4-5
3/7	% vs. Grand Valley State	L	1-8
3/10	Western Illinois	L	1-2
3/10	Western Illinois	L	2-8
3/11	Winthrop	W	5-1
3/11	Winthrop	L	0-2
3/11	Salem International	W	8-0
3/13	! vs. Bradley	W	3-2

3/13	! vs. Temple	W	6-5
3/13	! vs. Florida State	L	0-16
3/14	! vs. Rutgers	W	4-1
3/14	! vs. South Carolina	L	0-2
3/14	! vs. Eastern Michigan	W	5-3
3/15	! vs. Arizona State	L	0-1
3/16	Bridgewater State	W	4-3
3/16	Bridgewater State	W	4-3
3/18	% vs. Missouri State	L	0-6
3/18	% vs. St. John's	W	8-2
3/20	# * vs. Florida A&M	W	11-0
3/20	# vs. Miami (Ohio)	L	3-1
3/20	# vs. McNeese State	L	1-2
3/21	# vs. Missouri State	L	2-8
3/21	# vs. Rutgers	W	5-2
3/23	% vs. Drexel	L	0-1
3/23	% vs. Rider	W	4-3
3/24	Lee	W	3-0
3/24	Lee	W	4-0
3/25	Tampa	W	5-1
3/25	Tampa	W	19-0
3/31	% vs. Southern Maine	W	6-3
3/31	% vs. UW-Green Bay	W	4-2
4/2	UW-Green Bay	W	3-2
4/2	UW-Green Bay	W	5-0
4/10	\$ vs. Southern Miss	L	2-3
4/10	\$ vs. Tulane	W	24-0
4/10	\$ vs. West Georgia	L	0-1
4/10	\$ vs. Delta State	W	5-1
4/11	\$ vs. Miss. U. for Women	W	2-0
4/11	\$ vs. Mississippi College	L	1-2
4/13	+ vs. Nicholls State	L	0-2
4/13	+ vs. Tennessee Tech	W	7-2
4/14	+ vs. Furman	L	0-8
4/15	* at Florida A&M	W	8-2
4/15	* at Florida A&M	L	4-5
4/18	Florida Southern	L	1-6
4/18	Florida Southern	L	2-3
4/23	^ Florida A&M	W	3-1
4/23	^ Georgia Southern	W	6-0
4/24	^ Mercer	W	5-1
4/24	^ Georgia State	L	0-2
4/24	^ Georgia Southern	W	4-1
4/25	^ Georgia State	W	3-2
4/25	^ Georgia State	L	1-2
4/25	^ Georgia State	W	5-3

% - at Orlando, Fla.  
! - USF Tourn., Tampa, Fla.  
^ - FSU Tourn., Tallahassee, Fla.  
\$ - UWF Tourn., Pensacola, Fla.  
+ - at Chattanooga, Tenn.  
\* - New South Conference game  
^ - New South Tournament, DeLand, Fla.

## 1988

Rec: 19-18 (7-1 NSWAC);

Head Coach: Karen Page

1st Place NSWAC Tournament

2/29	% vs. Boston College	L	3-4
2/29	% vs. Penn State	L	1-9
3/8	% vs. Detroit	L	2-4
3/8	% vs. Western Michigan	L	0-7
3/11	! vs. Maine	W	5-2
3/11	! vs. South Carolina	L	0-6
3/12	! vs. Oklahoma City	L	1-5
3/13	! vs. Winthrop	L	1-5
3/13	! vs. Central Michigan	L	3-16
3/13	! vs. Western Michigan	W	14-2
3/18	# vs. Southern Illinois	L	5-8
3/18	# vs. Georgia State	L	0-6
3/19	# vs. Massachussetts	L	3-10
3/19	# vs. Virginia	L	0-3
3/28	Lee	L	3-11
3/28	Lee	L	1-2
3/31	Barry	W	7-1
3/31	Barry	L	1-2
4/8	\$ vs. Huntington	L	0-4
4/8	\$ vs. Troy	W	10-0
4/9	\$ vs. Southern Miss.	W	4-2
4/9	\$ vs. St. Thomas Aquinas	L	1-2
4/13	at Bethune-Cookman	W	7-0 F
4/13	at Bethune-Cookman	W	10-4
4/16	Florida A&M	W	10-0
4/16	Florida A&M	W	5-4
4/19	at Florida A&M	W	6-5
4/21	Bethune-Cookman	W	3-1
4/21	Bethune-Cookman	W	14-0
4/30	^ vs. Florida A&M	W	5-1
4/30	^ vs. Mercer	W	6-0
4/30	^ at Georgia Southern	L	1-5
5/1	^ vs. Samford	W	5-2
5/1	^ vs. Georgia State	W	4-3
5/1	^ at Georgia Southern	W	7-1
5/2	^ vs. Georgia State	W	5-4
5/2	^ vs. Georgia State	W	6-0

% - at Orlando, Fla.  
! - USF Tournament, Tampa, Fla.  
# - FSU Tournament, Tallahassee, Fla.  
\$ - UWF Tournament, Pensacola, Fla.  
^ - New South Tourn., Statesboro, Ga.

## 1989

Rec: 17-28 (6-6 NSWAC)

Head Coach: Janiece Holder

2/17	Barry	L	1-7
2/17	Barry	L	1-6
3/1	Villanova	L	1-5
3/4	* Georgia Southern	L	2-5

## 1990

Rec: 19-25 (6-6 NSWAC)

Head Coach: Janiece Holder

3/6	Eastern Michigan	L	1-4
3/6	Eastern Michigan	L	2-14
3/8	St. Augustine	L	3-14
3/8	St. Augustine	L	11-17

3/4	* Georgia Southern	L	0-9
3/6	! vs. Central Michigan	L	0-11
3/6	! vs. Western Illinois	L	3-13
3/8	Virginia	L	4-10
3/9	Temple	L	1-11
3/11	* at Samford	L	1-2
3/11	* at Samford	W	7-3
3/12	* at Florida A&M	W	10-3
3/12	* at Florida A&M	L	0-10
3/14	Saint Leo	W	4-0
3/14	Saint Leo	L	2-4
3/15	at Florida Southern	L	3-8
3/15	at Florida Southern	L	1-11
3/17	# vs. Missouri State	L	0-3
3/17	# vs. Southern Illinois	L	0-11
3/18	# vs. Miami (Ohio)	L	0-3
3/18	# at Florida State	L	0-6
3/19	* at Georgia State	W	9-8
3/19	* at Georgia State	L	4-9
3/21	Salem College	W	5-0
3/21	Salem College	W	8-0
3/22	* Mercer	W	2-1
3/22	* Mercer	W	12-1
3/28	% vs. Colgate	L	2-4
3/28	% vs. Fordham	W	9-1
3/30	Spring Arbor	W	19-1
3/30	Spring Arbor	W	14-2
3/31	* at Georgia Southern	W	5-0
3/31	* at Georgia Southern	L	4-11
4/4	at Saint Leo	L	4-5
4/4	at Saint Leo	W	12-8
4/7	Calvin College	L	8-12
4/7	Calvin College	W	10-4
4/10	Bethune-Cookman	W	7-0
4/10	Bethune-Cookman	W	7-0
4/11	Florida Southern	L	0-3
4/11	Florida Southern	L	4-9
4/13	Barry	W	14-11
4/13	Barry	L	17-26
4/21	^ vs. Samford	L	1-2
4/22	^ vs. Mercer	L	0-3

! - at Tampa, Fla.  
# - FSU Tournament, Tallahassee, Fla.  
% - at Orlando, Fla.  
\* - New South Conference game  
^ - New South Tourn., Tallahassee, Fla.

# YEAR-BY-YEAR RESULTS

3/10	* Samford	W	6-4
3/10	* Samford	L	4-8
3/14	St. Thomas Aquinas	W	4-2
3/14	St. Thomas Aquinas	W	5-0
3/16	# vs. Rhode Island	W	5-4
3/16	# at Florida State	L	2-3
3/16	# vs. Adelphi	L	0-3
3/18	# vs. Oklahoma State	L	6-7
3/18	# vs. Louisiana-Lafayette	L	0-10
3/19	USC Upstate	L	4-9
3/19	USC Upstate	L	5-9
3/27	% vs. St. Thomas Aquinas	L	0-10
3/27	% vs. Hillsdale (Mich.)	L	1-2
4/3	at USF	L	4-5
4/3	at USF	L	0-9
4/6	\$ vs. Tampa	W	5-3
4/6	\$ vs. Troy	W	2-0
4/6	\$ at West Florida	W	3-1
4/7	\$ vs. Mississippi College	W	6-1
4/7	\$ vs. Mercer	W	12-9
4/7	\$ vs. Mobile	L	3-4
4/7	\$ vs. Pacific Lutheran	L	4-6
4/10	* Florida A&M	L	5-6
4/10	* Florida A&M	L	2-4
4/13	Rollins	W	11-1
4/13	Rollins	W	7-0
4/17	* at Florida A&M	W	3-1
4/17	* at Florida A&M	W	11-6
4/19	Niagara	W	2-1
4/19	Niagara	L	2-3
4/22	* at Mercer	W	5-0
4/22	* at Mercer	W	5-1
4/23	* at Georgia State	L	0-3
4/23	* at Georgia State	W	6-3
4/28	* at Georgia Southern	L	2-3
4/28	* at Georgia Southern	L	0-2
5/4	^ vs. Samford	L	1-2
5/4	^ vs. Florida A&M	W	11-1
5/5	^ vs. Mercer	W	13-4
5/5	^ vs. Samford	L	1-3

# FSU Tournament, Tallahassee, Fla.  
% at Orlando, Fla.  
\$ UWF Tournament, Pensacola, Fla.  
\* New South Conference game  
^ New South Tournament, Atlanta, Ga.

## 1991

*Rec: 16-22 (10-3 NSWAC)  
Head Coach: Janiece Holder*

2/28	Alma	L	1-2
2/28	Alma	L	1-7
3/6	Ball State	L	0-5
3/6	Ball State	L	0-3
3/8	! vs. Virginia	L	0-5

3/8	! vs. UNC Wilmington	L	3-7
3/8	! vs. Iowa	L	0-12
3/9	! vs. Ball State	L	1-4
3/9	! vs. Illinois State	L	0-15
3/10	at Tampa	L	2-4
3/10	at Tampa	L	1-6
3/14	UMass-Dartmouth	W	2-0
3/14	UMass-Dartmouth	W	4-2
3/16	* at Georgia Southern	L	3-8
3/16	* at Georgia Southern	L	0-2
3/18	* Georgia State	W	forfeit
3/18	* Georgia State	W	forfeit
3/19	* Mercer	W	1-0
3/19	* Mercer	W	3-0
3/21	* Florida A&M	W	1-0
3/21	* Florida A&M	L	0-1
3/23	St. Thomas Aquinas	W	3-0
3/23	St. Thomas Aquinas	W	4-2
3/25	Bowling Green	W	3-1
3/25	Bowling Green	L	3-4
4/3	Trinity Christian	W	3-0
4/3	Trinity Christian	L	3-5
4/5	* Georgia Southern	W	7-3
4/5	* Georgia Southern	W	2-0
4/12	Tampa	L	0-1
4/12	Tampa	L	4-5
4/16	at USF	L	3-6
4/16	at USF	L	0-1
5/1	* Florida A&M	W	6-4
5/1	* Florida A&M	W	6-1
5/3	^ Georgia State	W	1-0
5/4	^ Samford	L	2-3
5/4	^ Georgia Southern	L	3-6

! - USF Tournament, Tampa, Fla.  
\* - New South Conference game  
^ - New South Tournament, DeLand, Fla.

## 1992

*Record: 24-21*

*Head Coach: Janiece Holder*

2/15	at USF	L	0-2
2/15	at USF	L	0-10
2/16	Bethune-Cookman	W	16-0
2/16	Bethune-Cookman	W	17-0
2/26	Alma	L	0-5
2/26	Alma	W	5-3
2/28	Valdosta State	L	3-5
2/28	Valdosta State	W	8-1
2/29	Saginaw Valley State	L	1-12
2/29	Saginaw Valley State	L	2-4
3/9	Iowa State	L	0-2
3/9	Iowa State	L	0-3
3/11	Bridgewater State	W	1-0
3/11	Bridgewater State	W	5-1

3/14	at Georgia Southern	L	3-8
3/14	at Georgia Southern	W	4-2
3/17	Yale	W	4-1
3/17	Yale	W	6-2
3/24	at North Florida	W	2-1
3/24	at North Florida	L	4-14
3/26	Bowling Green	L	1-10
3/26	Bowling Green	L	0-2
3/27	Bowling Green	L	2-5
3/27	Bowling Green	L	0-4
4/1	Trinity Christian	W	2-1
4/1	Trinity Christian	L	1-6
4/3	\$ at West Florida	L	3-4
4/3	\$ vs. Miami (Fla.)	L	4-7
4/3	\$ vs. Mercer	W	4-0
4/4	\$ vs. Tampa	W	8-0
4/4	\$ vs. Troy	W	3-0
4/8	at Bethune-Cookman	W	20-2
4/8	at Bethune-Cookman	W	9-1
4/11	at Eckerd	W	4-2
4/11	at Eckerd	L	1-4
4/23	North Florida	L	3-7
4/25	at Mercer	W	1-0
4/25	at Mercer	W	8-3
4/27	at Georgia State	W	7-6
4/27	at Georgia State	W	6-1
5/1	^ vs. Florida A&M	W	12-0
5/1	^ vs. Samford	W	3-1
5/1	^ vs. Georgia State	L	1-3
5/2	^ vs. Samford	W	3-2
5/2	^ vs. Georgia State	L	3-4

\$ - UWF Tournament- Pensacola, Fla.  
^ - TAAC Tournament, Macon, Ga.

## 1993

*Record: 27-13*

*Head Coach: Janiece Holder*

2/23	Bethune-Cookman	W	9-1
2/23	Bethune-Cookman	W	8-0
2/26	\$ vs. West Georgia	W	5-2
2/26	\$ vs. UNC Wilmington	W	3-1
2/27	\$ vs. Barry	L	4-6
2/27	\$ at North Florida	L	1-6
3/1	UNC Wilmington	W	6-1
3/1	UNC Wilmington	L	1-4
3/3	Campbell	L	0-1
3/3	Campbell	L	5-7
3/6	Robert Morris	L	1-2
3/6	Robert Morris	L	2-4
3/9	Bridgewater State	L	0-5
3/9	Bridgewater State	L	2-4
3/12	& vs. UNC Wilmington	W	2-1
3/12	& vs. Francis Marion	W	2-1
3/12	& vs. Gardner Webb	W	5-0

3/15	at College of Charleston	W	4-1
3/15	at College of Charleston	W	2-1
3/23	Youngstown State	W	2-1
3/23	Youngstown State	L	0-2
3/25	Colgate	W	2-0
3/25	Colgate	W	1-0
3/27	Brown	W	9-0
3/27	Brown	W	4-3
4/2	at Webber International	L	3-4
4/2	at Webber International	W	5-3
4/6	at Bethune-Cookman	W	12-0
4/6	at Bethune-Cookman	W	22-1
4/8	Seton Hall	W	3-0
4/8	Seton Hall	W	7-1
4/13	Webber International	W	2-1
4/13	Webber International	W	9-1
4/20	North Florida	W	3-1
4/20	North Florida	W	7-0 F
4/30	^ vs. SE Louisiana	W	9-1
5/1	^ vs. Georgia State	L	0-1
5/1	^ vs. SE Louisiana	W	2-0
5/2	^ vs. Georgia State	W	3-2
5/2	^ vs. Georgia State	L	0-3

\$ - UNF Tournament, Jacksonville, Fla.  
& - UNCW Tournament, Wilmington, N.C.  
^ - TAAC Tournament, Shreveport, La.

## 1994

*Rec: 28-24 (6-2 TAAC)*

*Head Coach: Rose Kalisak*

2/9	Bethune-Cookman	W	13-0
2/9	Bethune-Cookman	W	13-0
2/15	at North Florida	W	6-1
2/15	at North Florida	L	1-6
2/18	* Mercer	W	4-3
2/18	* Mercer	W	3-0
2/20	Georgia Southern	W	2-1
2/20	Georgia Southern	W	3-2
2/22	at USF	L	1-6
2/22	at USF	L	0-9
2/24	St. John's	W	5-0
2/24	St. John's	L	3-5
2/26	at Florida State	L	0-7
2/26	at Florida State	L	0-5
3/5	at Florida A&M	L	1-2
3/5	at Florida A&M	L	1-2
3/12	* College of Charleston	W	6-1
3/12	* College of Charleston	W	3-0
3/13	Yale	L	1-2
3/13	Yale	L	1-2
3/19	% vs. Maine	W	6-1
3/19	% vs. Rider	W	2-1
3/21	Youngstown State	W	4-0
3/21	Youngstown State	W	3-2

3/25	& vs. UNC Greensboro	W	2-0
3/25	& vs. Charlotte	W	10-3
3/26	& vs. Furman	L	1-4
3/26	& vs. Akron	L	0-8
3/26	& vs. East Carolina	L	1-5
3/29	& vs. Bloomsburg (Pa.)	L	1-3
3/29	& vs. Brown	W	6-0
3/31	* at Mercer	W	1-0
3/31	* at Mercer	L	1-3
4/1	# vs. Canisius	L	1-3
4/1	# vs. Georgia State	L	4-6
4/1	# vs. UNC Wilmington	W	5-2
4/2	# vs. Chattanooga	W	2-1
4/2	# vs. Troy	W	4-3
4/2	# vs. Canisius	L	2-3
4/5	at Bethune-Cookman	W	13-1
4/5	at Bethune-Cookman	W	14-4
4/9	Florida A&M	W	4-0
4/9	Florida A&M	W	6-5
4/16	* at Coll. of Charleston	L	2-4
4/16	* at Coll. of Charleston	W	4-1
4/20	USF	L	1-4
4/20	USF	L	0-8
4/27	North Florida	W	1-0
4/27	North Florida	L	4-5
4/29	^ Samford	L	1-2
4/29	^ Coll. of Charleston	W	3-0
4/29	^ Southeastern La.	L	2-3

% - at Ocoee, Fla.  
& - Winthrop Invitational, Rock Hill, S.C.  
# - Buzz Classic, Atlanta, Ga.  
\* - TAAC game  
^ - TAAC Tournament, DeLand, Fla.

## 1995

*Rec: 27-28 (7-9 TAAC)*

*Head Coach: Rose Kalisak*

2/11	at Florida A&M	W	10-0
2/12	at #12 Florida State	L	0-8
2/12	at #12 Florida State	L	0-2
2/18	* at Florida Atlantic	W	6-3
2/18	* at Florida Atlantic	L	1-9
2/22	at Bethune-Cookman	W	6-0
2/22	at Bethune-Cookman	W	14-0
2/23	North Florida	W	5-0
2/23	North Florida	L	0-1
2/25	at Florida Southern	L	0-5
2/25	at Florida Southern	W	4-3
2/27	* Mercer	L	1-8
2/27	* Mercer	W	3-0
2/28	USF	L	0-8
2/28	USF	L	0-2
3/2	* at Mercer	W	1-0
3/2	* at Mercer	L	0-4

# YEAR-BY-YEAR RESULTS

3/4	+ * vs. Campbell	L	0-6
3/4	+ * vs. Campbell	L	0-1
3/5	+ * vs. Coll. of Charleston	W	5-2
3/9	% vs. UNC Greensboro	L	2-9
3/9	% vs. Detroit	W	4-1
3/11	% vs. UW-Green Bay	W	2-1
3/11	% vs. Maine	L	0-3
3/13	& Canisius	W	3-1
3/13	& Canisius	W	1-0
3/14	& Charleston (W. Va.)	W	15-3
3/14	& Charleston (W. Va.)	W	14-5
3/15	& Tennessee Tech	L	0-4
3/15	& Tennessee Tech	W	3-1
3/15	& Charleston (W. Va.)	L	3-4
3/16	& TCNJ	L	5-12
3/16	& Yale	L	1-5
3/18	& Rutgers	L	2-11
3/18	& Rutgers	L	5-6
3/20	Dartmouth	W	8-4
3/20	Dartmouth	W	8-0
3/22	% vs. Middle Tenn. St.	L	0-1
3/22	% vs. Vermont	L	5-9
3/25	* Florida Atlantic	L	0-10
3/25	* Florida Atlantic	W	8-0
3/27	% vs. Drexel	L	0-1
3/27	% vs. Brown	W	3-2
3/30	Harvard	W	4-2
3/30	Harvard	L	1-5
4/5	Bethune-Cookman	W	10-0
4/5	Bethune-Cookman	W	11-1
4/7	Florida A&M	W	11-0
4/7	Florida A&M	W	4-3
4/14	* Coll. of Charleston	W	6-1
4/14	* Coll. of Charleston	L	1-5
4/14	* Coll. of Charleston	W	5-4
4/15	* Campbell	L	3-5
4/15	* Campbell	L	0-11
4/19	at USF	L	2-3
4/19	at USF	L	0-3
+ - at Macon, Ga.			
% - at Ocoee, Fla.			
& - Lady 'D' Classic, DeLand, Fla.			
* - TAAC games			

## 1996

*Rec: 29-25 (10-4 TAAC)  
Head Coach: Rose Kalisak*

2/16	* Campbell	W	5-2
2/16	* Campbell	W	6-0
2/18	* at Florida Atlantic	W	1-0
2/18	* at Florida Atlantic	L	0-8
2/20	Bethune-Cookman	W	4-2
2/21	Florida Southern	L	0-5
2/21	Florida Southern	W	4-2

2/24	at Florida State	L	0-1
2/24	at Florida State	L	2-6
2/25	at Florida A&M	W	7-2
2/25	at Florida A&M	L	1-3
2/26	* Mercer	W	4-0
2/26	* Mercer	W	7-2
2/29	#23 USF	L	1-3
2/29	#23 USF	L	1-6
3/4	Colgate	W	3-0
3/4	Colgate	W	4-3
3/5	* Coll. of Charleston	W	8-2
3/5	* Coll. of Charleston	W	8-0
3/9	Rider	W	3-2
3/9	Rider	W	3-1
3/10	Rutgers	L	1-9
3/12	Western Illinois	W	1-0
3/12	Western Illinois	W	4-2
3/13	Southern Illinois	L	4-8
3/13	Southern Illinois	L	2-4
3/14	Saint Louis	W	8-2
3/14	Saint Louis	L	1-5
3/21	Georgia Tech	L	0-5
3/21	Georgia Tech	W	5-0
3/22	Youngstown State	W	1-0
3/22	Youngstown State	L	1-7
3/23	% vs. Rhode Island	W	2-1
3/23	% vs. Troy	L	0-1
3/25	Brown	L	0-1
3/25	Brown	L	5-14
3/29	# vs. Georgia State	W	7-6
3/29	# vs. Evansville	L	0-1
3/30	# vs. Tennessee Tech	L	7-13
4/5	* at Campbell	L	0-1
4/5	* at Campbell	L	1-2
4/6	* at Coll. of Charleston	W	11-3
4/6	* at Coll. of Charleston	W	5-1
4/9	Bethune-Cookman	W	6-1
4/12	at #18 USF	L	1-10
4/12	at #18 USF	L	0-5
4/13	Florida A&M	W	4-1
4/13	Florida A&M	W	5-3
4/17	at Bethune-Cookman	W	6-1
4/17	at Bethune-Cookman	W	13-0
4/18	* Florida Atlantic	W	5-4
4/18	* Florida Atlantic	L	2-5
4/25	^ vs. Centenary	L	2-3
4/26	^ vs. Jacksonville State	L	0-3
% - at Ocoee, Fla.			
# - Buzz Classic, Atlanta, Ga.			
* - TAAC games			
^ - TAAC Tournament, Buies Creek, N.C.			

## 1997

*Rec: 21-25 (10-6 TAAC)  
Head Coach: Frank Griffin*

2/8	at Florida	L	0-8
2/8	at Florida	L	2-3
2/16	#12 USF	L	1-3
2/16	#12 USF	L	5-7
2/18	Florida Southern	L	0-2
2/18	Florida Southern	L	1-3
2/21	* Florida Atlantic	L	2-7
2/21	* Florida Atlantic	W	2-1
2/23	* Mercer	W	3-0
2/23	* Mercer	W	2-1
2/25	Bethune-Cookman	W	3-1
2/25	Bethune-Cookman	W	3-2
3/1	* Campbell	L	0-1
3/1	* Campbell	W	8-0
3/4	at Florida A&M	W	6-3
3/4	at Florida A&M	L	8-10
3/5	* at Mercer	L	0-1
3/5	* at Mercer	W	5-2
3/8	* Coll. of Charleston	W	9-0
3/8	* Coll. of Charleston	W	7-0
3/15	Penn State	L	0-4
3/15	Penn State	L	0-2
3/16	Cornell	W	1-0
3/16	Cornell	L	1-7
3/22	LSU	W	2-1
3/22	LSU	L	1-2
3/23	Youngstown State	W	3-2
3/23	Youngstown State	L	4-9
3/25	% vs. Drexel	W	5-2
3/25	% vs. Brown	W	10-5
3/26	% vs. UW-Green Bay	L	1-2
3/26	% vs. Brown	W	6-4
3/29	* at Campbell	L	0-3
3/29	* at Campbell	W	6-3
4/5	* at Florida Atlantic	L	0-1
4/5	* at Florida Atlantic	L	3-13
4/10	at Bethune-Cookman	W	7-1
4/10	at Bethune-Cookman	L	5-6
4/12	* at Coll. of Charleston	W	9-0
4/12	* at Coll. of Charleston	W	8-0
4/16	at #13 USF	L	0-1
4/16	at #13 USF	L	0-6
4/19	Florida A&M	W	2-1
4/19	Florida A&M	L	0-4
4/24	^ vs. Georgia State	L	5-9
4/24	^ vs. Florida Atlantic	L	0-8
% at Ocoee, Fla.			
* TAAC games			
^ TAAC Tournament, Jacksonville, Ala.			

## 1998

*Rec: 36-20 (10-8 TAAC)  
Head Coach: Frank Griffin*

2/11	at Bethune-Cookman	W	8-0
2/11	at Bethune-Cookman	W	3-2
2/13	# vs. Northwestern	L	1-2
2/14	# vs. Centenary	L	0-1
2/14	# at Florida	L	0-3
2/15	# vs. #5 USF	L	0-3
2/21	* at Florida Atlantic	L	0-1
2/21	* at Florida Atlantic	L	3-6
2/22	* at FIU	W	4-2
2/22	* at FIU	L	0-1
2/26	Furman	W	5-1
2/26	Furman	W	1-0
3/2	* at Campbell	W	4-3
3/2	* at Campbell	L	3-4
3/4	at Charleston Southern	W	1-0
3/4	at Charleston Southern	W	6-2
3/7	* Coll. of Charleston	W	6-3
3/7	* Coll. of Charleston	W	6-1
3/9	* Campbell	W	8-2
3/9	* Campbell	W	6-0
3/10	Robert Morris	W	2-0
3/10	Robert Morris	W	3-2
3/12	* Mercer	W	7-2
3/12	* Mercer	W	5-0
3/16	Cornell	W	4-2
3/16	Cornell	W	7-3
3/17	West Va. Wesleyan	L	5-7
3/17	West Va. Wesleyan	W	5-0
3/18	Concord (W. Va.)	W	9-3
3/18	Concord (W. Va.)	W	11-2
3/21	Youngstown State	W	3-0
3/21	Youngstown State	W	2-0
3/22	% vs. UW-Green Bay	W	7-5
3/22	% vs. Dartmouth	W	6-0
3/26	Tennessee	L	0-5
3/26	Tennessee	L	0-6
3/27	Charleston Southern	W	8-3
3/27	Charleston Southern	W	11-0
3/28	* at Coll. of Charleston	L	0-1
3/28	* at Coll. of Charleston	W	2-1
4/4	Florida A&M	W	8-0
4/4	Florida A&M	W	5-1
4/7	at Bethune-Cookman	W	3-2
4/7	at Bethune-Cookman	L	0-2
4/10	* FIU	L	1-2
4/10	* FIU	L	3-7
4/15	at #5 USF	L	0-1
4/15	at #5 USF	L	0-3
4/18	* Florida Atlantic	L	0-6
4/18	* Florida Atlantic	W	8-4
4/24	Bethune-Cookman	W	6-1

4/24	Bethune-Cookman	W	8-0
4/30	^ vs. Georgia State	W	2-1
4/30	^ vs. Troy	W	2-0
5/1	^ at Florida Atlantic	L	1-3
5/1	^ vs. Georgia State	L	1-3
# UF Tournament, Gainesville, Fla.			
% at Ocoee, Fla.			
* TAAC games			
\$ TAAC Tournament, Boca Raton, Fla.			

## 1999

*Rec: 24-33 (5-7 TAAC)  
Head Coach: Frank Griffin*

2/6	Bethune-Cookman	W	7-1
2/6	Bethune-Cookman	W	4-3
2/10	at Bethune-Cookman	W	7-0
2/10	at Bethune-Cookman	W	8-6
2/12	# vs. #11 DePaul	L	1-2
2/12	# vs. #11 DePaul	L	1-6
2/13	# vs. Centenary	W	1-0
2/13	# at #25 Florida	L	2-11
2/14	# vs. #11 USF	L	6-8
2/14	# at #25 Florida	L	0-1
2/20	Palm Beach Atlantic	W	15-0
2/20	Palm Beach Atlantic	W	21-2
2/26	& vs. Middle Tennessee	L	1-6
2/26	& at Georgia Southern	L	2-10
2/27	& vs. Coastal Carolina	L	0-1
2/27	& vs. Auburn	L	0-4
2/28	& vs. Coastal Carolina	L	2-3
3/1	* at Mercer	W	8-4
3/1	* at Mercer	W	2-1
3/3	at Charleston Southern	L	3-4
3/3	at Charleston Southern	W	8-1
3/4	at Coll. of Charleston	L	0-2
3/4	at Coll. of Charleston	L	0-2
3/6	% vs. Pennsylvania	L	1-2
3/6	% vs. Villanova	L	1-8
3/7	Toledo	L	1-2
3/7	Toledo	W	5-3
3/13	Gardner-Webb	W	10-2
3/13	Gardner-Webb	W	9-0
3/15	Georgia Southern	L	0-7
3/15	Georgia Southern	W	2-1
3/17	#20 New Mexico	L	0-2
3/17	#20 New Mexico	L	0-3
3/20	Youngstown State	W	5-4
3/20	Youngstown State	W	9-3
3/21	Cornell	L	1-2
3/21	Cornell	W	3-1
3/24	Charleston Southern	L	2-4
3/24	Charleston Southern	L	0-1
3/26	Elon	W	3-0
3/26	Elon	L	2-3

# YEAR-BY-YEAR RESULTS

4/2	* at Florida Atlantic	L	4-9
4/2	* at Florida Atlantic	L	1-6
4/11	* Mercer	W	4-3
4/11	* Mercer	W	5-2
4/13	Bethune-Cookman	W	6-1
4/13	Bethune-Cookman	W	2-1
4/18	* Florida Atlantic	L	0-5
4/18	* Florida Atlantic	L	1-9
4/19	* Campbell	L	1-3
4/19	* Campbell	W	6-5
4/20	#18 USF	L	2-3
4/20	#18 USF	L	0-1
4/21	Florida	L	1-2
4/21	Florida	W	4-2
4/26	* at Campbell	L	1-4
4/26	* at Campbell	L	1-2

# - University Centre Inv., Gainesville, Fla.  
 & - Ga. Southern Inv., Statesboro, Ga.  
 % - Rebel Games, Ocoee, Fla.  
 \* - TAAC games

## 2000

*Record: 38-20 (6-8 TAAC)*  
*Head Coach: Frank Griffin*

2/11	# vs. USF	W	1-0
2/11	# at Florida	L	2-3
2/12	# vs. USF	L	2-9
2/12	# vs. Coastal Carolina	W	6-1
2/13	# vs. Coastal Carolina	W	2-1
2/13	# at Florida	L	1-6
2/16	at Bethune-Cookman	W	4-2
2/16	at Bethune-Cookman	L	2-4
2/20	Florida State	L	0-2
2/20	Florida State	L	2-8
2/24	Oakland	W	7-4
2/24	Oakland	W	8-0
2/26	& vs. Wright State	W	4-3
2/26	& vs. Winthrop	W	9-0
2/26	& vs. Charleston Southern	W	7-0
2/27	& at Coll. of Charleston	W	1-0
2/27	& vs. St. Francis	L	2-4
2/28	* at Mercer	L	2-3
2/28	* at Mercer	W	3-1
3/1	* at Georgia State	W	1-0
3/1	* at Georgia State	L	0-6
3/5	% vs. Indiana State	W	9-1
3/5	% vs. Detroit	W	4-3
3/9	Siena	W	2-0
3/9	Siena	W	10-1
3/11	Bowling Green	L	0-2
3/11	Bowling Green	W	3-0
3/12	Yale	W	5-0
3/12	Yale	W	3-0
3/14	Georgia Southern	W	1-0

3/14	Georgia Southern	W	6-1
3/18	Youngstown State	W	12-0
3/18	Youngstown State	W	3-2
3/19	Cornell	W	5-0
3/19	Cornell	L	0-3
3/22	Charleston Southern	W	2-1
3/22	Charleston Southern	W	10-2
3/24	Millersville (Pa.)	W	12-1
3/24	Millersville (Pa.)	W	7-1
3/25	* Jacksonville State	L	2-7
3/25	* Jacksonville State	L	5-7
4/1	* Samford	W	3-1
4/1	* Samford	L	4-5
4/11	Bethune-Cookman	W	5-1
4/11	Bethune-Cookman	W	4-1
4/15	* at Troy	L	0-1
4/15	* at Troy	W	9-3
4/19	* #23 Florida Atlantic	L	0-2
4/19	* #23 Florida Atlantic	L	1-2
4/21	* at Campbell	W	4-1
4/21	* at Campbell	W	2-1
4/26	at USF	W	8-0
4/26	at USF	L	2-3
5/4	^ vs. Jacksonville State	W	1-0
5/4	^ vs. Georgia State	W	1-0
5/5	^ at #22 Florida Atlantic	L	1-2
5/5	^ vs. Jacksonville State	W	4-3
5/6	^ at #22 Florida Atlantic	L	0-2

\$ University Centre Inv'l, Gainesville, Fla.  
 & - Cougar Classic, Mt. Pleasant, S.C.  
 % - RSG, Kissimmee, Fla.  
 \* - TAAC games  
 ^ TAAC Tournament, Boca Raton, Fla.

## 2001

*Rec: 29-24 (9-5 TAAC)*  
*Head Coach: Frank Griffin*

2/2	Bethune-Cookman	L	3-5
2/2	Bethune-Cookman	L	1-3
2/6	Hawai'i	L	0-4
2/6	Hawai'i	L	0-5
2/9	\$ vs. SE Louisiana	L	1-2
2/9	\$ vs. USF	L	0-2
2/10	\$ vs. Florida	L	0-4
2/10	\$ at Florida	L	0-5
2/11	\$ vs. SE Louisiana	L	4-8
2/17	* Campbell	W	10-0
2/17	* Campbell	W	2-1
2/23	% at Coll. of Charleston	W	5-1
2/23	% vs. Wright State	L	5-6
2/24	% vs. Appalachian State	W	5-4
2/24	% vs. Charleston Southern	W	10-2
2/25	% vs. Mercer	W	3-2

3/8	+ vs. #25 Pacific	W	5-2
3/9	+ vs. Loyola Marymount	L	0-8
3/9	+ vs. Winthrop	L	1-2
3/10	+ vs. Western Illinois	L	1-4
3/10	+ at Hawai'i	L	0-1
3/11	+ vs. Loyola Marymount	L	2-4
3/18	Cornell	W	2-0
3/20	@ vs. Army	W	8-1
3/20	@ vs. Central Connecticut	W	5-1
3/21	Maine	W	2-1
3/21	Maine	W	3-1
3/23	& vs. Coastal Carolina	W	5-1
3/24	& vs. UT-Martin	W	7-0
3/24	& at Georgia Tech	W	2-1
3/25	& vs. Harvard	L	3-6
3/27	* Troy	W	1-0
3/27	* Troy	W	5-3
4/3	at Bethune-Cookman	W	6-2
4/3	at Bethune-Cookman	W	7-5
4/6	* at Samford	L	3-4
4/6	* at Samford	L	1-3
4/7	* at Jacksonville State	W	5-1
4/7	* at Jacksonville State	L	0-2
4/13	* Georgia State	W	2-1
4/13	* Georgia State	L	2-7
4/16	Webber International	W	3-1
4/16	Webber International	W	3-2
4/18	USF	W	1-0
4/18	USF	L	1-2
4/21	* Mercer	W	4-0
4/21	* Mercer	W	8-0
4/24	* at Florida Atlantic	W	6-1
4/24	* at Florida Atlantic	L	0-2
4/28	at Webber International	W	3-0
4/28	at Webber International	W	9-3
5/3	# vs. Georgia State	L	2-5
5/4	# vs. Florida Atlantic	L	0-1

\$ - GRU Classic, Gainesville, Fla.  
 % - Cougar Classic, Charleston, S.C.  
 + - Malahini Classic, Honolulu, Hawai'i  
 @ - Rebel Games, Kissimmee, Fla.  
 & - Buzz Classic, Atlanta, Ga.  
 \* - TAAC games  
 # - TAAC Tournament, Boca Raton, Fla.

## 2002

*Record: 45-14 (12-6 A-Sun)*  
*Head Coach: Frank Griffin*

2/2	at Webber International	W	7-3
2/2	at Webber International	W	9-1
2/5	at Bethune-Cookman	L	0-1
2/5	at Bethune-Cookman	W	4-3
2/8	! vs. Florida A&M	W	3-1
2/8	! vs. Tennessee	L	0-2

2/9	! vs. Marshall	W	2-1
2/9	! vs. Georgia	L	0-7
2/10	! vs. Tennessee	L	0-2
2/16	Webber International	W	8-0
2/16	Webber International	W	6-1
2/18	Hofstra	W	10-5
2/22	% vs. Wright State	W	6-1
2/22	% vs. Coll. of Charleston	W	3-1
2/23	% vs. Wright State	W	4-1
2/23	% vs. Coll. of Charleston	W	4-0
3/2	Fairfield	W	3-0
3/2	Fairfield	W	5-1
3/5	* at Belmont	W	9-0
3/5	* at Belmont	W	2-0
3/10	Youngstown State	W	8-0
3/10	Youngstown State	W	9-1
3/11	Butler	W	8-0
3/11	Maine	W	7-1
3/13	Toledo	W	10-0
3/13	Penn	W	3-0
3/15	Colorado State	W	2-0
3/15	Colorado State	W	8-0
3/16	Yale	W	6-2
3/16	Yale	W	7-1
3/17	Cornell	W	10-7
3/17	Cornell	W	4-0
3/20	@ vs. Colgate	W	8-2
3/20	@ vs. Green Bay	W	8-0
3/23	@ vs. Army	W	7-1
3/23	@ vs. Dartmouth	W	1-0
3/24	@ vs. Green Bay	W	5-2
3/24	@ vs. Towson	L	1-2
3/27	* Samford	W	4-3
3/27	* Samford	W	7-0
3/29	* at Campbell	W	3-2
3/29	* at Campbell	W	6-0
4/5	* at Georgia State	L	0-2
4/5	* at Georgia State	W	3-2
4/9	Bethune-Cookman	W	1-0
4/9	Bethune-Cookman	W	2-1
4/13	* at Troy	W	3-0
4/13	* at Troy	L	0-1
4/17	at USF	L	0-4
4/21	* at Mercer	W	9-0
4/21	* at Mercer	W	4-0
4/23	* #10 Florida Atlantic	L	0-7
4/23	* #10 Florida Atlantic	L	2-6
4/27	* Jacksonville State	W	4-2
4/27	* Jacksonville State	L	1-5
5/1	* UCF	L	2-5
5/1	* UCF	W	5-3
5/9	& vs. UCF	L	0-3
5/9	& at #12 Florida Atlantic	L	0-1

! - UCF Tournament, St. Augustine, Fla.

% - Cougar Classic, Charleston, S.C.  
 @ - RSG, Kissimmee, Fla.  
 \* - A-Sun games  
 & - A-Sun Tournament, Boca Raton, Fla.

## 2003

*Record: 36-14 (14-6 A-Sun)*  
*Head Coach: Frank Griffin*

2/1	at Webber International	L	3-4
2/1	at Webber International	W	3-0
2/4	at Bethune-Cookman	W	5-0
2/4	at Bethune-Cookman	W	6-3
2/7	! vs. UMKC	W	7-2
2/7	! vs. Tennessee	L	1-2
2/8	! vs. Evansville	W	6-0
2/8	! vs. Evansville	L	0-6
2/15	Webber International	W	8-0
2/15	Webber International	W	9-0
2/26	Oakland	W	2-1
2/26	Oakland	W	4-3
3/1	* Gardner-Webb	W	6-0
3/1	* Gardner-Webb	W	3-0
3/12	Yale	W	4-1
3/12	Yale	W	2-1
3/15	Miami (Ohio)	W	6-1
3/15	Miami (Ohio)	W	2-1
3/16	Cornell	W	6-1
3/16	Cornell	W	4-2
3/18	Liberty	W	1-0
3/18	Liberty	W	7-0
3/22	Green Bay	W	1-0
3/22	Green Bay	W	8-0
3/26	% vs. Wright State	W	3-0
3/26	% vs. San Jose State	L	0-1
3/29	* Campbell	W	2-1
3/29	* Campbell	W	10-2
4/2	* at Jacksonville	W	5-0
4/2	* at Jacksonville	L	2-4
4/4	* Mercer	L	1-13
4/4	* Mercer	W	4-2
4/6	* Troy	W	1-0
4/6	* Troy	W	3-2
4/11	* at Samford	W	5-3
4/11	* at Samford	L	0-2
4/13	* at Jacksonville State	L	0-4
4/13	* at Jacksonville State	L	0-2
4/17	* Belmont	W	4-0
4/17	* Belmont	W	5-0
4/22	* at Florida Atlantic	W	1-0
4/22	* at Florida Atlantic	L	1-2
4/24	#25 USF	L	0-4
4/24	#25 USF	L	3-4
4/26	* Georgia State	W	2-0
4/26	* Georgia State	W	2-0

# YEAR-BY-YEAR RESULTS

4/28 Bethune-Cookman W 1-0  
 4/28 Bethune-Cookman W 5-4  
 5/8 & vs. UCF L 5-8  
 5/8 & vs. Florida Atlantic L 3-4  
 ! - UCF Tournament, St. Augustine, Fla.  
 % - Rebel Games, Kissimmee, Fla.  
 \* - A-Sun games  
 & - A-Sun Tournament, Troy, Ala.

## 2004

*Record: 45-17 (14-6 A-Sun)*

*Head Coach: Frank Griffin*

2/5 Florida Gulf Coast W 6-0  
 2/5 Florida Gulf Coast W 7-2  
 2/6 ! vs. Marshall W 7-3  
 2/6 ! vs. McNeese State W 3-2  
 2/7 ! vs. Boston College W 3-1  
 2/7 ! vs. #24 Southern Illinois L 0-5  
 2/8 ! vs. Jacksonville W 13-1  
 2/8 ! vs. UCF W 8-6  
 2/28 St. John's W 8-5  
 2/29 St. John's W 2-1  
 2/29 St. John's W 3-1  
 3/1 # vs. Detroit W 2-1  
 3/1 # vs. La Salle W 1-0  
 3/6 # vs. Loyola Chicago L 2-5  
 3/6 # vs. St. Bonaventure W 10-2  
 3/7 Youngstown State W 2-0  
 3/7 Youngstown State W 4-1  
 3/11 Glenville State W 11-1  
 3/11 Glenville State W 8-0  
 3/14 \* Lipscomb W 2-0  
 3/14 \* Lipscomb W 6-1  
 3/16 Yale W 12-4  
 3/16 Yale W 2-0  
 3/17 Radford W 8-1  
 3/17 Radford W 5-0  
 3/21 Elon W 7-0  
 3/21 Elon L 1-2  
 3/22 Wright State W 7-3  
 3/22 Wright State W 13-5  
 3/24 Wright State W 8-0  
 3/25 Drexel W 9-1  
 3/25 Drexel W 8-2  
 3/26 Drexel L 2-6  
 3/26 Cornell L 1-3  
 3/31 at Bethune-Cookman W 3-1  
 3/31 at Bethune-Cookman L 2-3  
 4/3 \* at Georgia State W 1-0  
 4/3 \* at Georgia State W 7-2  
 4/4 \* at Mercer L 3-4  
 4/4 \* at Mercer W 1-0  
 4/8 \* Belmont W 1-0  
 4/8 \* Belmont W 7-1

4/10 \* Jacksonville W 4-2  
 4/10 \* Jacksonville W 3-2  
 4/17 \* at Gardner-Webb L 0-1  
 4/17 \* at Gardner-Webb W 3-2  
 4/19 \* at Campbell L 1-2  
 4/19 \* at Campbell W 2-1  
 4/21 \* Florida Atlantic W 3-1  
 4/21 \* Florida Atlantic L 3-5  
 4/23 Bethune-Cookman L 3-4  
 4/23 Bethune-Cookman W 5-4  
 4/25 \* Troy W 7-0  
 4/25 \* Troy W 1-0  
 4/29 \* at UCF L 3-4  
 4/29 \* at UCF L 1-2  
 5/9 at #17 USF L 1-4  
 5/9 at #17 USF L 3-4  
 5/13 \* vs. Troy L 0-1  
 5/13 & at Florida Atlantic W 3-2  
 5/14 & vs. Mercer W 8-0  
 5/15 & vs. UCF L 1-2  
 ! - UCF Tournament, St. Augustine, Fla.  
 % - RSG, Kissimmee, Fla.  
 \* - A-Sun games  
 & - A-Sun Tournament, Boca Raton, Fla.

## 2005

*Record: 35-20 (13-7 A-Sun)*

*Head Coach: Frank Griffin*

2/5 Webber International W 8-3  
 2/5 Glenville State W 9-0  
 2/6 Glenville State W 13-1  
 2/6 Webber International W 10-0  
 2/9 at Bethune-Cookman L 0-8  
 2/9 at Bethune-Cookman W 7-5  
 2/12 Virginia Tech L 1-5  
 2/12 Iowa W 6-2  
 2/13 Iowa L 0-3  
 2/13 Virginia Tech L 1-2  
 2/19 Bethune-Cookman W 4-3  
 2/19 Bethune-Cookman W 13-7  
 2/26 Furman W 1-0  
 2/26 Furman L 1-2  
 3/4 Maine W 9-0  
 3/4 St. Bonaventure W 11-3  
 3/5 Jacksonville State W 3-2  
 3/5 Maine W 5-3  
 3/6 Jacksonville State W 2-0  
 3/11 Virginia Tech L 4-7  
 3/11 Bethune-Cookman L 0-4  
 3/12 Michigan State W 5-1  
 3/12 Virginia Tech L 5-6  
 3/13 Bethune-Cookman L 0-2  
 3/19 Alabama A&M W 11-0  
 3/19 Iona L 6-7

3/20 Iona W 5-0  
 3/20 Cornell W 5-0  
 3/22 #19 Georgia Tech L 0-5  
 3/23 Fordham W 1-0  
 3/23 Fordham W 4-2  
 3/24 \* Gardner-Webb W 3-0  
 3/24 \* Gardner-Webb W 8-4  
 3/28 \* Campbell W 6-0  
 3/28 \* Campbell L 1-3  
 4/3 \* at Troy L 0-1  
 4/3 \* at Troy L 0-3  
 4/6 USF W 2-0  
 4/6 USF W 8-7  
 4/8 \* Georgia State W 5-1  
 4/8 \* Georgia State W 2-0  
 4/10 \* Mercer W 5-4  
 4/10 \* Mercer W 11-1  
 4/15 \* at Lipscomb L 1-4  
 4/15 \* at Lipscomb L 8-9  
 4/17 \* at Belmont W 14-3  
 4/17 \* at Belmont W 12-1  
 4/20 \* at Jacksonville W 7-3  
 4/20 \* at Jacksonville L 0-1  
 4/23 \* at Florida Atlantic W 3-2  
 4/23 \* at Florida Atlantic W 3-1  
 5/6 \* UCF L 1-5  
 5/6 \* UCF W 6-5  
 5/12 ! at Florida Atlantic L 0-4  
 5/12 ! vs. Jacksonville L 2-4  
 \* - A-Sun games

! - A-Sun Tournament, Boca Raton, Fla.

## 2006

*Record: 45-16 (16-4 A-Sun)*

*Head Coach: Frank Griffin*

2/10 Charleston Southern W 8-0  
 2/10 Northern Iowa W 7-5  
 2/12 #14 DePaul W 4-1  
 2/18 UCF L 1-3  
 2/18 Ohio State W 2-0  
 2/19 Ohio State L 2-5  
 2/19 UCF W 5-2  
 2/24 Marist W 9-0  
 2/24 Winthrop W 7-0  
 2/25 Samford W 4-0  
 2/25 Western Michigan W 3-2  
 2/28 Western Michigan W 5-0  
 2/28 Western Michigan L 1-4  
 3/4 St. John's W 5-0  
 3/4 St. John's W 8-7  
 3/5 St. John's W 11-1  
 3/7 Central Michigan W 6-0  
 3/11 Canisius W 9-3  
 3/11 Florida W 2-0

3/12 Iowa State W 1-0  
 3/12 Canisius L 1-2  
 3/14 Western Illinois W 2-0  
 3/14 Western Illinois W 3-1  
 3/15 Indiana W 2-1  
 3/16 Liberty L 2-4  
 3/17 Georgia Southern L 1-6  
 3/17 Boston U. W 10-2  
 3/18 Georgia Southern L 0-1  
 3/19 Cornell W 8-0  
 3/19 Cornell W 5-0  
 3/21 Central Connecticut W 8-0  
 3/21 Central Connecticut W 6-1  
 3/24 \* Belmont W 9-3  
 3/24 \* Belmont W 8-0  
 3/26 \* Lipscomb W 4-0  
 3/26 \* Lipscomb W 4-1  
 4/5 at USF L 0-9  
 4/5 at USF L 0-5  
 4/8 \* Florida Atlantic W 2-1  
 4/8 \* Florida Atlantic W 4-3  
 4/13 \* at Mercer W 2-0  
 4/13 \* at Mercer L 0-1  
 4/15 \* at Kennesaw State W 6-5  
 4/15 \* at Kennesaw State L 0-8  
 4/20 \* at Campbell W 4-0  
 4/20 \* at Campbell W 2-1  
 4/22 \* at Gardner-Webb W 2-0  
 4/22 \* at Gardner-Webb W 1-0  
 4/23 \* at ETSU L 1-4  
 4/23 \* at ETSU L 4-7  
 5/4 \* North Florida W 5-1  
 5/4 \* North Florida W 5-0  
 5/6 \* Jacksonville W 3-0  
 5/6 \* Jacksonville W 7-1  
 5/9 \* at Florida L 0-1  
 5/11 & vs. Gardner-Webb W 2-0  
 5/11 & vs. Mercer W 6-1  
 5/12 & at Florida Atlantic L 0-5  
 5/12 & vs. ETSU W 5-2  
 5/13 & at Florida Atlantic W 11-3  
 5/13 & at Florida Atlantic L 4-8

\* - A-Sun games  
 & - A-Sun Tournament, Boca Raton, Fla.

## 2007

*Record: 44-22 (13-5 A-Sun)*

*Head Coach: Frank Griffin*

*A-Sun Tournament Champions*  
*NCAA Regionals*

2/9 Howard W 6-0  
 2/9 Marist W 4-0  
 2/10 Iowa W 5-3  
 2/10 Howard W 5-3

2/11 Iowa L 1-4  
 2/21 Albany W 5-0  
 2/21 Albany L 2-6  
 2/28 at UCF W 3-2  
 3/2 ! vs. Villanova W 3-0  
 3/4 ! vs. South Alabama L 2-7  
 3/4 ! vs. Holy Cross W 3-1  
 3/4 ! vs. Virginia Tech L 0-3  
 3/9 Mount St. Mary's W 1-0  
 3/9 Temple W 8-1  
 3/10 Bethune-Cookman W 6-0  
 3/10 North Florida W 2-1  
 3/11 Temple W 6-5  
 3/11 Bethune-Cookman W 7-2  
 3/15 Maine W 5-1  
 3/15 Wisconsin L 0-1  
 3/16 Elon L 3-4  
 3/16 Syracuse W 3-1  
 3/17 Elon W 8-0  
 3/17 Syracuse L 1-4  
 3/18 Cornell W 11-3  
 3/20 Princeton L 0-2  
 3/20 Princeton W 4-1  
 3/21 \* Lipscomb L 3-4  
 3/21 \* Lipscomb W 7-3  
 3/22 Dartmouth W 7-1  
 3/22 Dartmouth W 7-1  
 3/23 Cornell W 3-2  
 3/24 Princeton W 5-3  
 3/24 Cornell W 9-4  
 3/25 Lipscomb L 1-7  
 3/25 Kent State L 1-2  
 3/27 USF W 2-1  
 3/27 USF L 0-1  
 3/29 at Bethune-Cookman W 6-5  
 3/31 \* Gardner-Webb L 0-1  
 3/31 \* Gardner-Webb W 3-1  
 4/1 \* ETSU W 5-2  
 4/2 \* ETSU W 5-0  
 4/5 UCF L 0-1  
 4/6 \* at Kennesaw State L 0-2  
 4/6 \* at Kennesaw State L 3-6  
 4/7 \* at Mercer W 7-3  
 4/7 \* at Mercer W 6-1  
 4/14 \* Campbell W 1-0  
 4/14 \* Campbell W 4-0  
 4/19 Florida Atlantic L 4-6  
 4/21 \* Belmont W 9-1  
 4/21 \* Belmont W 4-3  
 5/3 \* at Jacksonville W 6-0  
 5/3 \* at Jacksonville W 6-1  
 5/5 \* at North Florida W 13-5  
 5/5 \* at North Florida L 0-1  
 5/7 at Florida Atlantic L 5-6

# YEAR-BY-YEAR RESULTS

5/10	& Mercer	W	5-1
5/10	& Lipscomb	W	4-0
5/11	& Gardner-Webb	L	2-3
5/11	& Campbell	W	2-0
5/12	& Gardner-Webb	W	3-0
5/12	& Gardner-Webb	W	6-4
5/18	+ at #18 Florida	L	0-7
5/19	+ vs. #19 Texas	L	0-2
! - UCF Tournament, Orlando, Fla.			
* - A-Sun games			
& - A-Sun Tournament, DeLand, Fla.			
+ - NCAA Regional, Gainesville, Fla.			

## 2008

*Record: 43-24 (13-8 A-Sun)*

*Head Coach: Frank Griffin*

2/8	Detroit	W	8-0
2/8	Marist	W	7-2
2/9	Detroit	W	2-1
2/9	#22 Ohio State	L	2-5
2/10	#22 Ohio State	L	5-6
2/15	! vs. North Carolina	L	0-3
2/15	! vs. Coll. of Charleston	W	8-6
2/16	! vs. Coll. of Charleston	W	6-0
2/16	! vs. ETSU	W	7-3
2/17	! at #10 Florida	L	0-8
2/20	UCF	L	0-6
2/22	Bethune-Cookman	W	3-2
2/22	Bethune-Cookman	W	15-1
2/23	Alabama State	W	8-0
2/23	South Alabama	L	1-2
2/24	Alabama State	W	9-0
2/27	at Florida Atlantic	L	0-2
2/29	Maine	W	8-7
2/29	Western Michigan	W	5-0
3/1	Maine	W	12-1
3/1	Albany	L	0-1
3/2	Albany	W	1-0
3/8	Presbyterian	W	5-1
3/8	Presbyterian	W	2-0
3/8	Liberty	W	3-0
3/9	Liberty	W	5-0
3/11	Liberty	W	5-0
3/11	Liberty	W	2-1
3/14	Bowling Green	W	5-0
3/15	Michigan State	L	0-2
3/15	Elon	W	2-1
3/16	Cornell	W	5-3
3/16	Iowa	L	1-2
3/18	Iowa	W	6-5
3/18	Tulsa	L	0-2
3/19	Dartmouth	W	2-1
3/21	Canisius	W	6-1
3/21	Canisius	L	1-3

3/22	* Campbell	L	4-6
3/22	* Campbell	W	5-1
3/28	* at Belmont	W	4-0
3/28	* at Belmont	L	7-8
3/29	* at Lipscomb	W	2-1
3/30	* at Lipscomb	L	0-2
4/4	* Mercer	L	0-2
4/6	* Kennesaw State	W	2-0
4/7	* Kennesaw State	W	1-0
4/11	* at USC Upstate	L	2-6
4/11	* at USC Upstate	L	1-5
4/12	* at Gardner-Webb	W	4-0
4/12	* at Gardner-Webb	W	1-0
4/15	* at ETSU	L	3-4
4/15	* at ETSU	W	5-0
4/18	* Jacksonville	W	5-0
4/18	* Jacksonville	W	1-0
4/20	* North Florida	W	1-0
4/20	* North Florida	L	1-2
4/23	at USF	L	5-6
4/23	at USF	W	8-0
4/27	at UCF	L	0-8
4/29	* FGCU	W	1-0
4/29	* FGCU	W	4-3
5/3	Florida Atlantic	W	5-2
5/8	& Campbell	L	2-3
5/8	& Lipscomb	W	3-2
5/9	& Mercer	W	1-0
5/10	& Campbell	L	3-6

! - Cox Communications Classic, Gainesville, Fla.

\* - A-Sun games

& - A-Sun Tournament, DeLand, Fla.

## 2009

*Record: 23-31 (5-15 A-Sun)*

*Head Coach: Frank Griffin*

2/6	Kent State	L	0-1
2/6	Texas State	W	2-1
2/7	Kent State	W	8-0
2/7	Bethune-Cookman	W	5-0
2/8	Kent State	L	0-1
2/13	Albany	W	5-0
2/13	Bethune-Cookman	W	7-5
2/14	Albany	L	1-2
2/14	Bethune-Cookman	W	3-2
2/15	Albany	W	1-0
2/15	Bethune-Cookman	L	4-6
2/18	FIU	L	0-3
2/18	FIU	L	3-9
2/25	Centenary	L	3-6
2/27	Kentucky	L	2-4
2/27	Maryland	L	2-3
2/28	Kentucky	L	0-4

2/28	Centenary	L	0-1
3/10	Liberty	L	0-1
3/10	Liberty	W	4-3
3/13	Hartford	W	2-1
3/13	Iowa	W	6-5
3/14	Cornell	W	2-0
3/15	Hartford	W	1-0
3/15	Cornell	W	10-1
3/17	Iowa	L	0-1
3/17	Long Island U.	W	3-1
3/19	Houston Baptist	W	5-0
3/19	Houston Baptist	W	2-0
3/21	* at Jacksonville	W	3-2
3/21	* at Jacksonville	W	3-0
3/23	Brown	W	8-0
3/26	* ETSU	L	0-8
3/26	* ETSU	W	1-0
3/28	* USC Upstate	L	4-7
3/28	* USC Upstate	L	4-5
4/3	* at Kennesaw State	L	1-2
4/3	* at Kennesaw State	L	1-3
4/4	* at Mercer	L	0-2
4/4	* at Mercer	L	0-1
4/8	UCF	L	3-4
4/11	* at Campbell	L	0-6
4/11	* at Campbell	L	0-3
4/15	* at North Florida	L	0-1
4/15	* at North Florida	L	2-3
4/21	* at #23 FGCU	L	1-6
4/21	* at #23 FGCU	L	3-7
4/23	* Lipscomb	L	2-3
4/23	* Lipscomb	L	3-5
4/25	* Belmont	W	8-0
4/25	* Belmont	W	9-1
5/7	& Campbell	L	5-7
5/7	& ETSU	W	3-2
5/8	& Lipscomb	L	2-6

\* - A-Sun games  
& - A-Sun Tournament, DeLand, Fla.

## 2010

*Record: 34-21 (14-6 A-Sun)*

*Head Coach: Frank Griffin*

2/13	Marshall	L	2-3
2/13	Michigan State	L	0-8
2/14	Missouri State	W	5-0
2/17	at UCF	W	7-1
2/19	Rhode Island	W	5-1
2/19	#14 Ohio State	L	4-10
2/20	#8 Alabama	L	0-1
2/20	Rhode Island	W	8-1
2/21	Rhode Island	W	3-0
2/26	Boston College	L	2-5
2/26	Bethune-Cookman	L	2-3

2/28	Albany	W	5-1
2/28	Boston College	W	5-3
3/5	Appalachian State	W	8-2
3/5	Bethune-Cookman	W	10-3
3/6	Maine	W	8-0
3/6	Appalachian State	L	0-2
3/7	Maine	L	2-3
3/9	Austin Peay	W	2-0
3/9	Austin Peay	L	1-5
3/10	Southern Illinois	W	2-1
3/13	Yale	W	5-1
3/13	Connecticut	L	0-2
3/14	Connecticut	L	3-4
3/14	Yale	W	8-1
3/15	Yale	W	8-0
3/17	* North Florida	L	1-3
3/17	* North Florida	W	1-0
3/23	Cornell	W	1-0
3/23	Cornell	W	2-0
3/27	FIU	L	0-1
3/27	FIU	W	5-2
3/28	FIU	L	1-3
4/2	* at ETSU	L	1-2
4/2	* at ETSU	L	1-4
4/3	* at USC Upstate	L	2-7
4/3	* at USC Upstate	W	1-0
4/10	* Campbell	W	6-0
4/10	* Campbell	W	2-1
4/11	* FGCU	W	4-0
4/11	* FGCU	W	4-2
4/16	* at Lipscomb	L	0-5
4/16	* at Lipscomb	L	0-1
4/17	* at Belmont	W	7-1
4/17	* at Belmont	W	6-4
4/22	* Mercer	W	2-1
4/22	* Mercer	W	5-4
4/24	* Kennesaw State	W	7-3
4/24	* Kennesaw State	W	2-1
5/6	* Jacksonville	W	2-1
5/6	* Jacksonville	W	3-1
5/13	& Jacksonville	W	2-0
5/13	& Kennesaw State	W	4-3
5/14	& Lipscomb	L	1-6
5/15	& USC Upstate	L	1-2

\* - A-Sun games  
& - A-Sun Tournament, DeLand, Fla.

## 2011

*Record: 19-31 (4-16 A-Sun)*

*Head Coach: Frank Griffin*

2/11	Boston College	L	1-8
2/11	Michigan State	L	1-8
2/12	#4 Tennessee	L	0-11
2/12	Boston College	W	6-2

2/18	South Dakota State	W	10-2
2/18	Bethune-Cookman	W	17-3
2/19	Kansas	L	8-11
2/19	South Dakota State	W	9-0
2/20	Kansas	L	0-8
2/25	Valparaiso	L	2-5
2/25	Bethune-Cookman	L	3-5
2/26	Charleston Southern	W	9-5
2/26	Valparaiso	W	5-3
2/27	Charleston Southern	L	4-9
3/4	Tennessee State	W	1-0
3/5	Elon	W	2-0
3/5	Tennessee State	W	3-0
3/6	Binghamton	W	4-2
3/9	Monmouth	W	9-1
3/9	Monmouth	L	4-6
3/11	Jackson State	W	10-2
3/11	Iowa	L	2-3
3/12	Liberty	L	0-4
3/12	Jackson State	W	6-3
3/13	Jackson State	W	6-5
3/15	Iowa	L	2-3
3/15	Colgate	L	1-2
3/24	Dartmouth	L	3-4
3/24	Dartmouth	L	4-6
3/29	* at Campbell	L	1-2
3/29	* at Campbell	L	7-8
4/2	* at Kennesaw State	L	3-4
4/2	* at Kennesaw State	W	4-0
4/3	* at Mercer	L	2-3
4/3	* at Mercer	L	1-3
4/7	* ETSU	L	3-4
4/7	* ETSU	W	6-5
4/9	* USC Upstate	L	2-4
4/9	* USC Upstate	L	0-5
4/14	* Belmont	W	3-1
4/14	* Belmont	L	5-10
4/16	* Lipscomb	W	6-1
4/16	* Lipscomb	L	1-4
4/20	Florida A&M	W	3-1
4/22	* at FGCU	L	0-1
4/22	* at FGCU	L	0-7
4/30	* at North Florida	L	0-5
4/30	* at North Florida	L	1-6
5/6	* at Jacksonville	L	0-8
5/6	* at Jacksonville	L	1-2

\* - A-Sun games

# ALL-TIME RECORD VS. OPPONENTS

## 2012

Record: 26-22 (9-9 A-Sun)

Head Coach: Frank Griffin

2/10	South Dakota	W	6-1
2/11	South Dakota	W	9-0
2/11	Iona	W	8-2
2/18	Bethune-Cookman	W	8-3
2/18	Bethune-Cookman	W	11-3
2/19	Bethune-Cookman	W	4-0
2/24	Mount St. Mary's	L	0-1
2/24	Bethune-Cookman	L	2-7
2/25	St. Bonaventure	W	3-2
2/25	Mount St. Mary's	W	2-0
3/1	Mount St. Mary's	W	7-1
3/1	Mount St. Mary's	W	8-0
3/2	! vs. UIC	L	2-5
3/3	! vs. Penn	L	2-3
3/3	! at UCF	L	1-3
3/6	Boston College	W	7-1
3/7	Boston College	L	1-2
3/9	Northern Colorado	W	6-0
3/9	Ball State	L	1-4
3/14	Northern Iowa	L	0-8
3/18	Houston Baptist	W	2-0
3/21	Dartmouth	L	0-1
3/21	Dartmouth	L	1-6
3/24	Savannah State	W	5-2
3/24	Savannah State	W	9-1
3/26	* North Florida	L	0-1
3/26	* North Florida	W	7-0
3/31	* FGCU	W	3-2
3/31	* FGCU	L	0-7
4/6	* at Belmont	L	2-6
4/6	* at Belmont	L	1-2
4/7	* at Lipscomb	W	1-0
4/7	* at Lipscomb	W	5-3
4/12	* Mercer	W	6-3
4/12	* Mercer	W	6-4
4/14	* Kennesaw State	L	1-5
4/14	* Kennesaw State	L	1-8
4/21	* at ETSU	W	5-0
4/21	* at ETSU	L	1-3
4/22	* at USC Upstate	W	5-2
4/22	* at USC Upstate	L	2-4
4/25	at UCF	L	1-8
5/3	* Jacksonville	W	1-0
5/3	* Jacksonville	L	0-3
5/9	& at USC Upstate	W	1-0
5/10	& vs. Kennesaw State	W	7-2
5/11	& vs. FGCU	L	0-3
5/11	& vs. Kennesaw State	L	0-2

! - UCF Tournament, Orlando, Fla.

\* - A-Sun games

& - A-Sun Tournament, Spartanburg, S.C.

Opponent	Series Record
Adelphi	0-1
Akron	0-2
Alabama	0-1
Alabama A&M	1-0
Alabama State	2-0
Albany	5-3
Alma	1-3
Appalachian State	2-1
Arizona State	0-1
Army	2-0
Auburn	0-1
Austin Peay	1-1
Ball State	2-6
Barry	4-5
Belmont	16-4
Benedictine (Ill.)	1-0
Bethune-Cookman	74-15
Binghamton	1-0
Bloomsburg (Pa.)	0-1
Boston College	6-4
Bowling Green	3-7
Bradley	1-0
Bridgewater State	4-2
Brown	9-2
Butler	1-0
Calvin	2-2
Campbell	26-24
Canisius	4-4
Centenary	1-4
Central Connecticut State	3-0
Central Michigan	1-2
Charleston (W. Va.)	2-1
Charleston Southern	11-4
Charlotte	1-0
Chattanooga	1-0
Coastal Carolina	3-2
Colgate	4-2
College of Charleston	26-5
Colorado State	2-0
Concord (W. Va.)	2-0
Connecticut	0-2
Cornell	20-4
Dartmouth	7-4
Delta State	1-0
DePaul	1-3
Detroit	5-1
Drexel	3-3
East Carolina	0-2
East Tennessee State	8-8
Eastern Michigan	1-2
Eckerd	3-1
Elon	5-3
Evansville	1-2
Fairfield	2-0

Opponent	Series Record
FIU	2-7
Florida	2-11
Florida A&M	33-11
Florida Atlantic	16-34
Florida Gulf Coast	7-6
Florida Southern	3-12
Florida State	1-14
Fordham	3-0
Francis Marion	1-0
Furman	4-3
Gardner-Webb	16-3
Georgia	0-1
Georgia Southern	13-14
Georgia State	27-16
Georgia Tech	2-2
Glenville State	4-0
Grace	2-0
Grand Valley State	1-1
Green Bay	9-1
Hartford	2-0
Harvard	1-2
Hawai'i	0-2
Hillsdale	0-1
Brown	1-0
Hofstra	1-0
Holy Cross	1-0
Houston Baptist	3-0
Howard	2-0
Huntington	0-1
Illinois State	0-1
Indiana	1-0
Indiana State	1-0
Iona	2-1
Iowa	4-7
Iowa State	1-2
Jackson State	3-0
Jacksonville	17-6
Jacksonville State	6-7
Kansas	0-2
Kennesaw State	8-9
Kent State	1-2
Kentucky	0-2
La Salle	1-0
Lee	2-2
Liberty	9-3
Lipscomb	11-12
Long Island U.	1-0
Loras	2-0
Louisiana-Lafayette	0-1
Loyola Marymount	0-2
LSU	1-1
Maine	11-3
Manchester	3-0
Marist	3-0
Marshall	2-1

Opponent	Series Record
Maryland	0-1
Massachusetts	1-1
Massachusetts-Dartmouth	2-0
McNeese State	1-1
Mercer	52-14
Merrimack	2-0
Miami (Fla.)	0-1
Miami (Ohio)	3-1
Michigan State	1-3
Middle Tennessee	0-2
Millersville (Pa.)	2-0
Mississippi College	1-1
Miss. Univ. for Women	1-0
Missouri State	1-4
Mobile	0-1
Monmouth	2-1
Mount St. Mary's	3-1
New Mexico	0-2
Niagara	1-1
Nicholls State	0-2
North Carolina	0-1
North Florida	13-14
Northern Colorado	1-0
Northern Iowa	1-1
Northwestern	0-1
Oakland	4-0
Ohio State	1-4
Oklahoma City	0-1
Oklahoma State	0-1
Pacific	1-0
Pacific Lutheran	0-1
Palm Beach Atlantic	2-0
Pennsylvania	1-2
Penn State	0-5
Presbyterian	2-0
Princeton	2-1
Quinnipiac	0-1
Radford	2-0
Rhode Island	5-0
Rider	4-1
Rollins	6-0
Robert Morris	2-2
Rutgers	2-5
Saginaw Valley State	0-2
Saint Augustine	0-2
Saint Leo	2-2
Saint Louis	1-1
Saint Francis	0-1
St. John's	8-1
St. Thomas Aquinas	4-2
Salem International	6-0
Samford	10-11
San Jose State	0-1
Savannah State	2-0

Opponent	Series Record
Seton Hall	2-0
Siena	2-0
South Alabama	0-2
South Carolina	0-2
South Dakota	2-0
South Dakota State	2-0
Southeastern Louisiana	2-2
Southern Illinois	1-5
Southern Maine	1-0
Southern Mississippi	1-1
Spring Arbor	2-0
St. Bonaventure	2-0
Susquehanna	2-0
Syracuse	1-1
Tampa	4-4
TCNJ	0-1
Temple	3-1
Tennessee	0-6
Tennessee-Martin	1-0
Tennessee State	2-0
Tennessee Tech	2-2
Texas	0-1
Texas State	1-0
Toledo	2-2
Towson	0-1
Trinity Christian	2-2
Troy	13-6
Tulane	1-0
Tulsa	0-1
UCF	6-13
UMKC	1-0
UNC Greensboro	1-1
UNC Wilmington	4-2
USC Upstate	3-11
USF	7-42
Valdosta State	1-1
Valparaiso	3-1
Vermont	0-1
Villanova	1-2
Virginia	0-3
Virginia Tech	0-5
Webber International	16-2
West Florida	1-1
West Georgia	1-1
West Virginia Wesleyan	1-1
Western Illinois	4-4
Western Michigan	4-2
Winthrop	4-5
Wisconsin	0-1
Wright State	7-1
Yale	13-3
Youngstown State	15-3

# PATRICIA WILSON FIELD RECORDS

Opponent	Stetson Record vs.
Alabama	0-1
Alabama A&M	1-0
Alabama State	2-0
Albany	5-3
Appalachian State	1-1
Austin Peay	1-1
Ball State	0-1
Belmont	11-1
Bethune-Cookman	17-7
Binghampton	1-0
Boston	1-0
Boston College	3-3
Bowling Green	1-0
Brown	1-0
Campbell	9-5
Canisius	2-2
Centenary	0-2
Central Conn.	2-0
Central Mich.	1-0
Charleston So.	2-1
Colgate	0-1
Connecticut	0-2
Cornell	13-1
Dartmouth	3-4
DePaul	1-0
Detroit	2-0
Drexel	2-1
ETSU	5-2
Elon	4-2
Florida	1-0
Florida A&M	1-0
Florida Atlantic	4-2
Florida Gulf Coast	7-1
Florida International	1-4
Fordham	2-0
Furman	1-1
Gardner-Webb	7-2
Georgia Southern	0-2
Georgia State	4-0
Georgia Tech	0-1
Glenville State	4-0
Hartford	2-0
Houston Baptist	3-0
Howard	2-0
Indiana	1-0
Iona	2-1
Iowa	4-6
Iowa State	1-0
Jackson State	3-0
Jacksonville	10-1
Jacksonville State	2-0
Kansas	0-2
Kennesaw State	5-2

Opponent	Stetson Record vs.
Kent State	1-3
Kentucky	0-2
Liberty	7-3
Lipscomb	8-7
Long Island	1-0
Maine	6-1
Marist	3-0
Marshall	0-1
Maryland	0-1
Mercer	9-2
Miami (OH)	2-0
Michigan State	1-3
Missouri State	1-0
Monmouth	1-1
Mount St. Mary's	4-1
North Florida	6-3
Northern Colorado	1-0
Northern Iowa	1-1
Oakland	2-0
Ohio State	1-4
Presbyterian	2-0
Princeton	2-1
Radford	2-0
Rhode Island	3-0
Samford	1-0
Savannah State	2-0
South Alabama	0-1
South Dakota	2-0
South Dakota State	2-0
Southern Illinois	1-0
St. Bonaventure	2-0
St. John's	6-0
Syracuse	1-1
Temple	2-0
Tennessee	0-1
Tennessee State	2-0
Texas State	1-0
Troy	4-0
Tulsa	0-1
UCF	2-5
USC Upstate	0-5
USF	3-3
UW-Green Bay	2-0
Valparaiso	1-1
Virginia Tech	0-4
Webber	4-0
Western Illinois	2-0
Western Michigan	3-1
Winthrop	1-0
Wisconsin	0-1
Wright State	3-0
Yale	7-0
Youngstown State	2-0

Stetson Seasons Played ..... 10  
 Stetson Games Played ..... 402

Overall Record ..... 278-124 (.692)  
 A-Sun (Regular Season) 76-25 (.752)  
 A-Sun (Postseason) ..... 10-7 (.588)

Extra Innings record ..... 23-16  
 Longest Game ..... 11 inn. vs. G-Webb

Longest Win Streak ..... 20 (2003-04)  
 Other Win Streaks ..... 18, twice  
 Longest Losing Streak ..... 9

Most Runs Scored ..... 17, vs. B-CU  
 Most runs one inning 12, vs. Glenville  
 Most Combined Runs 20 vs. B-CU, 2x  
 Largest Margin of V . 14, vs. B-CU, 2x  
 Largest come-from-behind 5, vs. USF

Stetson no-hitters ..... 10  
 Perfect games ..... 2  
 Stetson walk-off wins (non run-rule) 38  
 Stetson walk-off wins (via run-rule) 18  
 Walk-off homers (nrr & rr) ..... 11  
 Walk-off grand slams (nrr & rr) . 2

*The above records are for Stetson games only at Patricia Wilson Field*

## STETSON YEAR-BY-YEAR AT PATRICIA WILSON FIELD

Year	W-L	Pct.	Misc.
2003	27-3	.900	won 1st 18 games
2004	29-5	.853	won 1st 16 games and 20 straight overall
2005	29-12	.707	wins over #14 DePaul, Florida
2006	35-7	.833	won last 14 games
2007	35-14	.714	hosted and hoisted A-Sun Championship
2008	34-14	.708	hosted A-Sun Championship
2009	21-21	.500	hosted A-Sun Championship
2010	30-16	.652	6 walk-off wins / hosted A-Sun Championship
2011	18-20	.474	
2012	20-12	.625	
<b>Total</b>	<b>278-124</b>	<b>.692</b>	<b>10 seasons</b>



Stetson captured the A-Sun title at Patricia Wilson Field in 2007.



## PATRICIA WILSON FIELD RECORDS

### Stetson Walk-Off Victories (non run-rule victories) at Patricia Wilson Field

Date	Opponent	Score	Inn.	Event
2/26/03	Oakland	W 2-1	7	Holly Burris RBI single
2/26/03	Oakland	W 4-3	7	Melissa Wiggins RBI single
3/15/03	Miami (Ohio)	W 2-1	8	Angie Eguillor RBI single
3/18/03	Liberty	W 1-0	7	Holly Burris RBI single
3/22/03	Green Bay	W 1-0	7	Emily Harris RBI double
3/29/03	Campbell	W 2-1	7	Melissa Wiggins RBI double
4/6/03	Troy	W 1-0	9	Carrie Cruitt solo home run
4/6/03	Troy	W 3-2	7	Holly Burris sacrifice fly
2/29/04	St. John's	W 2-1	7	Blake Hoorelbeke RBI single
3/14/04	Lipscomb	W 2-0	8	Carrie Cruitt two-run home run
4/23/04	Bethune-Cookman	W 5-4	8	Angie Eguillor RBI double
2/26/05	Furman	W 1-0	7	Terri Lake RBI single
3/5/05	Jacksonville State	W 3-2	7	Melissa Wiggins RBI single
3/23/05	Forham	W 1-0	7	Lindsay Wightman bases loaded walk
4/10/05	Mercer	W 5-4	9	Melissa Wiggins RBI single
5/6/05	UCF	W 6-5	8	Sherilynn Wilder RBI double
3/4/06	St. John's	W 8-7	8	Melissa Wiggins RBI single
3/12/06	Iowa State	W 1-0	9	Winning run on defensive error
4/8/06	FAU	W 4-3	7	Melissa Wiggins solo home run
3/11/07	Temple	W 6-5	7	Jessica Lokeinsky RBI single to cap four-run rally
3/23/07	Cornell	W 3-2	8	Nicole Forbes RBI double
2/29/08	Maine	W 8-7	9	Andrea Migliori solo home run
3/19/08	Dartmouth	W 2-1	10	Andrea Migliori RBI single
4/7/08	Kennesaw State	W 1-0	9	Andrea Migliori RBI double
4/29/08	FGCU	W 4-3	7	Winning run on defensive error
5/9/08	Mercer*	W 1-0	8	Blythe Golden RBI single
3/10/09	Liberty	W 4-3	8	Amanda Lindsey bases loaded walk
3/13/09	Iowa	W 6-5	8	Jessica Lokeinsky RBI single
3/17/09	Long Island	W 3-1	7	Heather Barnes two-run home run
5/7/09	ETSU*	W 3-2	7	Nicole Peltz RBI single
4/10/10	Campbell	W 2-1	7	Amy Joyce RBI ground out
4/22/10	Mercer	W 5-4	7	Jessica Lokeinsky RBI single to cap three-run rally
4/24/10	Kennesaw State	W 7-3	8	Amanda Lindsey grand slam
4/24/10	Kennesaw State	W 2-1	10	Rachel Lowe RBI single
5/6/10	Jacksonville	W 2-1	10	Chelsey Trotto RBI fielder's choice
5/13/10	Kennesaw State*	W 4-3	10	Jill Semento RBI single to cap four-run rally
2/25/12	St. Bonaventure	W 3-2	7	Winning run on defensive error
3/31/12	FGCU	W 3-2	7	RBI single by Meredith Owen

\* - A-Sun Tournament game

# STETSON FASTPITCH



Stetson hosted eighth-ranked Alabama in front of a record crowd on Feb. 20, 2010.

### Stetson Walk-Off Home Runs (including run-rule victories) at Patricia Wilson Field

Date	Opponent	Score	Inn.	Event
2/15/03	Webber	W 9-0	6	Melissa Wiggins 2-run home run
4/6/03	Troy	W 1-0	9	Carrie Cruitt solo home run
3/14/04	Lipscomb	W 2-0	8	Carrie Cruitt 2-run home run
3/25/04	Drexel	W 9-1	5	Melissa Wiggins 3-run home run
3/4/05	Maine	W 9-0	5	J.J. Payette grand slam
3/17/06	Boston	W 10-2	6	Andrea Migliori 3-run home run
4/8/06	FAU	W 4-3	7	Melissa Wiggins solo home run
2/29/08	Maine	W 8-7	9	Andrea Migliori solo home run
3/17/09	Long Island	W 3-1	7	Heather Barnes 2-run home run
3/15/10	Yale	W 8-0	5	Amanda Lindsey 3-run home run
4/24/10	Kennesaw State	W 7-3	8	Amanda Lindsey grand slam

### Stetson Perfect Games and No-Hitters at Patricia Wilson Field

Date	Opponent	Score	Inns.	Event
3/1/03	Gardner-Webb	W 3-0	7	Blake Hoorelbeke, no-hitter
3/11/04	Glennville State	W 11-1	5	Blake Hoorelbeke, no-hitter
3/24/04	Wright State	W 8-0	6	Blake Hoorelbeke, no-hitter
2/5/05	Glennville State	W 9-0	5	Brittani Houghton, no-hitter
3/4/05	Maine	W 9-0	5	Brittani Houghton, perfect game
2/24/06	Marist	W 9-0	5	Heather Colding, no-hitter
3/24/06	Belmont	W 8-0	5	Erica Demers, no-hitter
4/18/08	Jacksonville	W 1-0	7	Amanda Lindsey, no-hitter
3/6/10	Maine	W 8-0	5	Amanda Lindsey, perfect game
3/9/10	Austin Peay	W 2-0	7	Amanda Lindsey, no-hitter

## THIS IS ... THE ATLANTIC SUN CONFERENCE



For 35 years, the Atlantic Sun Conference has supported its member institutions in providing intercollegiate athletics programs committed to Building Winners for Life. The A-Sun accomplishes this mission by maintaining the highest standards in academic and athletic achievement, creating a balance between student and athlete. Adding an emphasis on sportsmanship in the competitive arena and fostering leadership opportunities through community service, the A-Sun, its member institutions and its student-athletes aim for an overall educational experience that is successful in Building Winners for Life.

### BUILDING

*The student-athletes of the A-Sun consistently achieve academic accolades on a national level ...*

- As a whole, the Atlantic Sun set a new record with more than 65 percent of all student-athletes earning All-Academic status after achieving at least a 3.0 GPA last year.
- A pair of A-Sun basketball student-athletes swept the Division I-AAA Men's and Women's Scholar-Athlete of the Year awards, while the A-Sun also claimed the men's post-graduate scholarship from the association.
- For the second consecutive year, the A-Sun was the top academic conference in NCAA Division I women's soccer, as all of its teams earned the NSCAA Team Academic Award for posting a team GPA of 3.0 or better.
- The Atlantic Sun Conference set a new high with seven teams receiving the American Volleyball Coaches Association (AVCA) Team Academic Award for the 2011-12 season by their maintaining at least a 3.30 cumulative team grade-point average on a 4.0 scale or a 4.10 cumulative team GPA on a 5.0 scale. The A-Sun's total ranks it in a tie for second among the 31 NCAA Division I conferences.

### WINNERS

*... while performing at a high level in the competitive arena ...*

- The A-Sun placed three men's basketball teams in postseason play for the second consecutive season, with Mercer claiming the 2012 CIT Championship and giving the A-Sun its first postseason championship in league history.
- The Jacksonville women's track and field team won a conference record seventh consecutive indoor and outdoor track and field titles in 2012.
- Softball continues its pursuit to become a multi-bid sport as the league posted the 11th best RPI in the NCAA, its fifth straight season being ranked in the top-12 and boasted six top-100 teams.
- Men's Golf continues to grow into one of the conference's strongest national sports. North Florida earned a No. 2 seed at its regional while Kennesaw State earned an at-large berth to the championship. Representatives of six schools participated in NCAA Regional play in 2012, doubling last year's numbers.
- The A-Sun added sand volleyball and became the first conference in NCAA history to host a conference championship in the emerging sport. Additionally, pairs from North Florida and Stetson advanced to compete in the AVCA Collegiate Sand Volleyball National Championship.

### FOR LIFE!

*...and at the same time preparing themselves to become valuable members of their community.*

- The NCAA annual Federal Graduation Rate and Graduation Success Rate (GSR) report shows that 12 A-Sun postseason participants equaled or bettered the national average.
- Resulting from initiatives throughout 2011-12, the A-Sun SAAC raised more than \$22,200 to benefit a variety of organizations. Additionally, in eight years of fundraising the SAAC has accumulated more than \$125,000 for local programs.
- Six Atlantic Sun Conference member institutions were named to the 2012 President's Higher Education Community Service Honor Roll, two with distinction. That number places the A-Sun among the top half of Division I conferences, as only 12 of 31 conferences had six or more schools recognized.
- The A-Sun has successfully placed 17 individuals on NCAA committees. The conference is the only one in the nation to post Faculty Athletics Representatives on both the Leadership and Legislative Councils.
- Since opening in 1997, Florida Gulf Coast University has amassed more than 1 million service-learning hours and earned national recognition for its program.

Headquartered in Macon, Ga., the A-Sun footprint reaches into seven of the top media markets in the Southeast. The A-Sun includes a blend of the most prestigious and dynamic private and public institutions in the region: East Tennessee State University, Florida Gulf Coast University, Jacksonville University, Kennesaw State University, Lipscomb University, Mercer University, University of North Florida, Northern Kentucky University, University of South Carolina Upstate and Stetson University.

# This Is ... Stetson University

## Location

- The DeLand campus, 25 miles from Daytona Beach and 35 miles from Orlando, is home to the College of Arts and Sciences, School of Business Administration and School of Music.
- The College of Law is in St. Petersburg/Gulfport.
- The Tampa Law Center is in downtown Tampa.
- The Stetson University Center at Celebration is in the Orlando area.

## Accreditation and Degrees

Stetson University is accredited by the Commission on Colleges of the Southern Association of Colleges and Schools to award:

- bachelor's, master's and Educational Specialist degrees in the College of Arts & Sciences,
- bachelor's and master's degrees in the School of Business Administration,
- bachelor's degrees in the School of Music,
- the Juris Doctor and Master of Laws degrees in the College of Law,
- a joint J.D.-M.B.A. degree.

The university's programs are accredited by:

- AACSB International-The Association to Advance Collegiate Schools of Business,
- American Bar Association,
- American Chemical Society,
- National Association of Schools of Music,
- National Council for Accreditation of Teacher Education.
- Council for Accreditation of Counseling and Related Educational Programs (CACREP), a specialized accrediting body recognized by the Council for Higher Education Accreditation (CHEA).

## DELAND CAMPUS INFORMATION



Stetson University was founded in DeLand in 1883, and the 175-acre DeLand campus is listed on the National Register of Historic Places. Recent improvements to the DeLand campus include:

- \$6.7 million athletics complex, including a field house and four playing fields (under construction),
- addition of a coffeehouse in the Carlton Union Building (completed),
- renovation of Nemec Hall into pet-friendly housing (completed),
- renewal of landscaping and walkways in the campus core (ongoing),
- upgrades to classrooms and the addition of more energy-saving lighting (ongoing).

Recent additions to the DeLand campus include:

- \$8 million Science Center addition to the existing Sage Hall,
- Mary B. McMahan Hall, an addition to the School of Music's Presser Hall,
- Homer and Dolly Hand Art Center,
- Marshall and Vera Lea Rinker Environmental Learning Center.

Within the past seven years:

- a softball training facility was added at Patricia Wilson Field,
- 5 fraternity houses were renovated,
- 6 residential halls were built, 5 of which feature apartment-style living.

# This Is ... Stetson University

## Faculty

The DeLand campus has 195 full-time faculty members, 95 percent of whom hold Ph.D. or equivalent degrees and who teach undergraduate classes. Our student/faculty ratio is 11-to-1.

## Student Body

Stetson's 2,291 undergraduates come from 42 states and 41 foreign countries; 58 percent of undergraduates are female and 42 percent are male.

## Study Abroad

Stetson University students may study in other countries for a few weeks to a full semester. Faculty-led programs take place in Austria, Brazil, England, France, Germany, Guatemala, Hong Kong, mainland China, Mexico, Russia, Scotland and Spain. Certain School of Business Administration classes and programs include an overseas component to such locations as Hong Kong, Vietnam, Malaysia, South Africa, New Zealand and Australia.

## Athletics

Stetson is a member of the NCAA Division I Atlantic Sun Conference and offers 17 intercollegiate sports: football, baseball, softball, volleyball, sand volleyball, men and women's basketball, men's and women's tennis, men's and women's golf, crew, cross country, men's and women's lacrosse. The non-scholarship football program will be part of the Pioneer Football League and will play its first games in the fall of 2013. The university also has a vibrant Club Sports program featuring Aikido, croquet, dance, equestrian, men's and women's lacrosse, mixed martial arts, sand volleyball, shooting, skydive, men's soccer, surf, swim, table tennis, tennis, triathlon and ultimate Frisbee.

## Student Life

The DeLand campus alone is home to more than 100 student organizations, including service and special interest groups, student government, social fraternities and sororities, and 17 scholastic and honorary societies including Omicron Delta Kappa, Phi Beta Kappa and Alpha Kappa Psi.

## Admission

Stetson seeks students with a challenging high school curriculum. The Fall 2011 incoming freshmen class had an average 3.74 GPA, was in the middle 50 percent SAT range of 1070-1240 and the middle 50 percent ACT range of 22-27.





# Dr. Wendy Libby

## UNIVERSITY PRESIDENT

### Cornell, 1972

### Fourth Year

Stetson University entered a new era of leadership in July 2009 when Dr. Wendy B. Libby became the university's ninth president. With a broad career in higher education and private industry, she is building on Stetson's values-centered heritage and tradition of academic excellence and community engagement.

Libby is leading a comprehensive strategic plan focusing innovation to drive Stetson from success to significance – through reinforcement of academic excellence, establishment of a Student Success program, campus infrastructure improvements and growth in recruitment and retention. She spearheaded a major landscaping and classroom improvement project and development of a DeLand Campus Plan as a guide for future growth. She has taken a progressive approach to residential life at Stetson, including introduction of pet-friendly residence halls and purchase of an apartment complex for student housing.

Athletics has grown dramatically under her leadership. Along with Director of Athletics Jeff Altier, Libby was integral in bringing football back to Stetson for the first time since 1956. Coming with the return of football was the construction of a \$6.7 million, 25,000-square foot athletic training facility, which opened in August, 2012. Other additions

include Division I women's lacrosse and sand volleyball programs, a robust Club Sports program, and a cooperative effort with the city of DeLand to renovate Spec Martin Stadium for the return of Hatter Football in 2013.

In 2010, Libby was appointed to the Mainstreet Community Bank Board of Directors. In July 2011, she was named to Volusia/Flagler Business Report's list of "Influential Women in Business."

Libby served as president of Stephens College in Columbia, Mo., from 2003-09, and as vice president for business affairs and chief financial officer at Furman University, Greenville, S.C., from 1995 to 2003. She has 28 years of administrative and teaching experience in higher education, at institutions including Westbrook College (now part of the University of New England), the University of Hartford, the University of Connecticut Health Center in Farmington, The Ohio State University and Cornell University.

A native of Brooklyn, N.Y., Libby earned her doctorate in Educational Administration from the University of Connecticut in 1994. Her undergraduate degree, in Biology with a concentration in Genetics, is from Cornell University. She earned an MBA, with a concentration in Finance, from Cornell's Johnson Graduate School of Management.

Libby is a member of numerous higher education organizations. In honor of her outstanding leadership, Libby received the 2007 Athena Award from the Columbia (Mo.) Chamber of Commerce Women's Network for her support of women in realizing their full leadership potential and for contributing to the quality of life in the community.

She and her husband, Dr. Richard M. Libby, have two sons, Glenn and wife Ginger, and Gregg and wife Lori, four grandchildren, a great-granddaughter, and three dogs. An avid reader, she enjoys cooking and entertaining.





# Jeff Altier

## DIRECTOR OF ATHLETICS

### Stetson, 1982

### 16th Year



Jeff Altier, a 28-year veteran of the Stetson University athletic department, is in his 16th year as Director of Athletics. During his tenure, Altier has earned a reputation as an outstanding fundraiser and a leader with an eye on the future, and is noted for his active participation in the NCAA governance structure.

Altier, captain of the nationally-ranked 1982 Hatter baseball team, earned both his bachelor's and master's degrees from Stetson. Upon wrapping up his Stetson baseball career, he spent two years as a player/coach developing the sport in Perth, Australia. He then returned to Stetson as an assistant coach before being promoted to Ticket Manager, Director of Athletic Promotions, and then Associate Athletic Director. In these rolls, he spearheaded the department's development efforts as well as oversaw athletic marketing and promotions, concessions and travel coordination. He was named Director of Athletics in 1996.

Altier also served as Tournament Manager for the NCAA Division I Southeast First and Second Round Men's basketball tournament hosted by Stetson in 1993 and 1996 at the Orlando Arena, and as Tournament Director for the 1999 and 2004 tournament.

Stetson has taken great strides in the area of gender equity under Altier, increasing scholarships, participation opportunities and staffing for women's

athletics. The unprecedented success of the women's tennis, golf, soccer, basketball and softball teams in conference competition during Altier's tenure are evidence of his commitment to women's athletics. In fact, under his direction Stetson's women's and men's teams have won an impressive 15 conference championships.

A hallmark of Altier's professional career was the building of Stetson's \$4.5 million baseball facility, Melching Field at Conrad Park. Built in conjunction with the City of DeLand, Melching Field is regarded as one of the nation's premiere college baseball facilities. Altier then turned his attention to construction of an on-campus softball facility, which broke ground in 2002 and was ready for competition in February of 2003. Patricia Wilson Field has been named Collegiate Softball Field of the Year six times. He was also instrumental in securing new state-of-the-art field lighting for both the softball and soccer fields in 2005. Under his guidance, the Athletic Department has also seen the addition of the Wilson Athletic Center, a \$ 1.5 million health and wellness facility for the use of Stetson student-athletes.

Stetson athletics has continued to grow under Altier's guidance. Three new sports have recently been added - sand volleyball started competition in the spring of 2012, while women's lacrosse will start in the spring of 2013 and football will return in the

fall of 2013. The program is also growing in terms of staffing and facilities, with construction complete on the \$6.7 million, 25,000 square-foot Athletic Training Facility that houses offices, locker rooms, and sports medicine facilities for the football, women's lacrosse, and men's and women's soccer programs.

Altier's leadership has extended beyond campus, as he has taken on Atlantic Sun Conference leadership roles, chairing many committees and serving as conference vice-president. Additionally, he has served on the National Association of College Directors of Athletics Division IAAA board of directors, the NCAA A.E.C. Cabinet and is currently a member of the prestigious NCAA Leadership Council. Locally he has served as president of the DeLand Rotary Club, vice-president of the DeLand Sports Redevelopment Association, and is a graduate of Leadership DeLand and Leadership Orlando. He is currently a member of the board of directors of the Central Florida Sports Commission. Altier was honored as the West Volusia Sports person of the Year for 2004. In 2011 Altier was recognized by his peers in the National Association of Collegiate Director of Athletics as the Under Armour Southeast Region Division I Athletic Director of the Year.

Altier's family includes wife, Sarah (Booker) (Stetson B.A. '82, M.Ed. '96), and children Heath (Stetson M.B.A. '09), Brianne, and Garrett.

## ATHLETIC FACILITIES



***Athletic Training Center***



***Sand Volleyball Courts***



***International Rowing Center***



***Melching Field - Baseball***



***Edmunds Center - Basketball, Volleyball***



***Mandy Stoll Tennis Center***

## SPORTS MEDICINE

- The Stetson University Sports Medicine staff is under the direction of the head team physician, three associate physicians, and full time certified athletic trainers providing a full complement of services to enhance the physical performance and personal healthcare of each student-athlete.
- The sports medicine staff is located in the athletic training room of the Wilson Athletic Center. The athletic training room is a 2,500 square-foot facility dedicated to the healthcare of all student-athletes.
- The sports medicine staff is focused on identifying and preventing athletic injuries through the use of a complete line of evaluation tools including a state of the art isokinetic testing and rehabilitation device.
- The division of sports medicine utilizes a wide array of physicians, counselors, and other allied health care professionals to assist our student-athletes in all aspects of their healthcare, growth, and development.
- A full-time certified athletic trainer is on site for all in season practices, games, weight training, and conditioning sessions.



## SPORTS MEDICINE STAFF



**Glenn Brickey**  
Director of  
Sports Medicine



**Andrew Kovachy**  
Associate  
Athletic Trainer



**Rachel Craddock**  
Assistant  
Athletic Trainer




**Adam Deimling**  
Assistant  
Athletic Trainer



**David Krazeise**  
Assistant  
Athletic Trainer



**Dan Riegle**  
Assistant  
Athletic Trainer



**Christina To**  
Assistant  
Athletic Trainer



**Chelsea Staney**  
Athletic  
Training Intern



# Brad Lokey

**DIRECTOR OF STRENGTH  
AND CONDITIONING**  
**Central Methodist, 2006**

After spending more than three years away from the state of Florida, Longwood native Brad Lokey has returned home to serve as the Director of Strength and Conditioning at Stetson University.

A former member of the United States Marine Corps, Lokey will oversee the strength and conditioning program for all 19 of Stetson's varsity sports. Lokey is a certified Strength and Conditioning Coach by the Collegiate Strength & Conditioning Coaches Association as well as by the National Strength & Conditioning Association. He is also certified as a personal trainer.

Lokey comes to Stetson from Cumberland University in Tennessee where he was the Director of Strength & Conditioning. Before that, he spent six months working in the Georgia Tech Strength and Conditioning department – primarily working with the football, softball, swimming and diving and cheerleading squads for the Yellow Jackets.

Lokey was the first head Strength and Conditioning Coach and Fitness Center Manager at Webber International University in Babson Park, Fla., working in that position for two years. He was responsible for the 19-sport Warriors program, designing and implementing workout programs for all sports, implementing and analyzing results to test the effectiveness of the programs and creating a computer data base for workouts for student-athletes.


Lokey was born in Shelbyville, Tenn., but grew up in Florida, graduating from Lyman High School in Longwood. He received his bachelor's degree in Recreational Administration with minors in Biology and Coaching from Central Methodist University in Fayette, Mo., in December of 2006. He earned a master's degree in Business Administration and Sport Management from Webber International in 2009.

Lokey is a member of the National Strength and Conditioning Association (NSCA) and Collegiate Strength and Conditioning Coaches Association (CSCCa). Lokey possesses three credentials from the NSCA including; Registered Strength & Conditioning Coach (RSCC), Certified Strength and Conditioning Specialist (CSCS) and Personal Trainer (CPT). He is also Strength & Conditioning Coach Certified (SCCC) and is recognized as an approved mentor by the CSCCa.



*Stetson's Strength and Conditioning Facility at the Athletic Training Center*





FOR DISPLAY Boards and Video  
260-1067  
JORDISPLAY.COM

WJTC  
Constructive  
386-734-5  
www.baceconstructive.com

BAT BALL STRIKE OUT H/E  
8 8 8 8 88  
1 2 3 9 10 RUNS HITS  
888 88 88 88  
888 88 88 88

Miller Louisville Slugger TPS



# 2013 Schedule

DAY	DATE	OPPONENT	LOCATION	TIME
Fri.	Feb. 8	<sup>1</sup> MICHIGAN STATE	DeLand	4:00 pm
Fri.	Feb. 8	<sup>1</sup> SOUTH CAROLINA	DeLand	6:30 pm
Sat.	Feb. 9	<sup>1</sup> SOUTH CAROLINA	DeLand	4:00 pm
Sat.	Feb. 9	<sup>1</sup> MICHIGAN STATE	DeLand	6:30 pm
Fri.	Feb. 15	<sup>2</sup> vs. South Carolina	Orlando, Fla.	6:30 pm
Sat.	Feb. 16	<sup>2</sup> vs. Texas-Arlington	Orlando, Fla.	11:00 am
Sat.	Feb. 16	<sup>2</sup> vs. Buffalo	Orlando, Fla.	4:00 pm
Fri.	Feb. 22	<sup>3</sup> DARTMOUTH	DeLand	4:00 pm
Fri.	Feb. 22	<sup>3</sup> BETHUNE-COOKMAN	DeLand	6:30 pm
Sat.	Feb. 23	<sup>3</sup> FLORIDA A&M	DeLand	4:00 pm
Sat.	Feb. 23	<sup>3</sup> BETHUNE-COOKMAN	DeLand	6:30 pm
Wed.	Feb. 27	UCF (Strikeout Cancer Day)	DeLand	6:00 pm
Fri.	Mar. 1	NIAGARA (DH)	DeLand	4:00 pm
Fri.	Mar. 8	<sup>4</sup> FAIRLEIGH DICKINSON	DeLand	4:00 pm
Fri.	Mar. 8	<sup>4</sup> COLGATE	DeLand	6:30 pm
Sat.	Mar. 9	<sup>4</sup> VALPARAISO	DeLand	4:00 pm
Sat.	Mar. 9	<sup>4</sup> FAIRLEIGH DICKINSON	DeLand	6:30 pm
Sun.	Mar. 10	<sup>4</sup> Consolation/Championship	DeLand	12:00 pm
Wed.	Mar. 13	COLGATE (DH)	DeLand	4:00 pm
Sat.	Mar. 16	* at Florida Gulf Coast (DH)	Ft. Myers, Fla.	2:00 pm
Sun.	Mar. 17	* at Florida Gulf Coast	Ft. Myers, Fla.	2:00 pm
Tue.	Mar. 19	CORNELL (DH)	DeLand	4:00 pm
Wed.	Mar. 20	MARSHALL	DeLand	4:00 pm
Sat.	Mar. 23	* MERCER (DH)	DeLand	1:00 pm
Sun.	Mar. 24	* MERCER	DeLand	1:00 pm
Fri.	Mar. 29	* NORTHERN KENTUCKY (DH)	DeLand	1:00 pm
Sat.	Mar. 30	* NORTHERN KENTUCKY	DeLand	12:00 pm

DAY	DATE	OPPONENT	LOCATION	TIME
Sat.	Apr. 6	* at USC Upstate (DH)	Spartanburg, S.C.	4:00 pm
Sun.	Apr. 7	* at USC Upstate	Spartanburg, S.C.	1:00 pm
Wed.	Apr. 10	* at Jacksonville (DH)	Jacksonville, Fla.	5:00 pm
Sat.	Apr. 13	* KENNESAW STATE (DH)	DeLand	1:00 pm
Sun.	Apr. 14	* KENNESAW STATE	DeLand	1:00 pm
Wed.	Apr. 17	* NORTH FLORIDA (DH)	DeLand	4:00 pm
Sat.	Apr. 20	* ETSU (DH)	DeLand	1:00 pm
Sun.	Apr. 21	* ETSU	DeLand	1:00 pm
Wed.	Apr. 24	* at Jacksonville	Jacksonville, Fla.	5:00 pm
Sat.	Apr. 27	* at Lipscomb (DH)	Nashville, Tenn.	3:30 pm
Sun.	Apr. 28	* at Lipscomb	Nashville, Tenn.	2:00 pm
Wed.	May 1	* NORTH FLORIDA	DeLand	4:00 pm
	May 8-11	Atlantic Sun Championship	Nashville, Tenn.	TBA
	May 17-19	NCAA Regionals	Campus Sites	TBA
	May 24-26	NCAA Super Regionals	Campus Sites	TBA
	May 30-J5	WCWS	Oklahoma City, OK	TBA

1 - Stetson Lead-Off Classic

2 - UCF Holiday Inn Select Tournament, Orlando, Fla.

3 - Hatter Classic

4 - Stetson Classic

\* - Atlantic Sun Conference game

Home games in **GREEN CAPS** and played at Patricia Wilson Field

All times Eastern and subject to change

For tickets, call (386) 738-HATS

or visit [www.GoHatters.com](http://www.GoHatters.com)

**STETSON**  
UNIVERSITY