

1180

All-time victories in 98 seasons of HATTERS BASKETBALL. 2011-12 is the 99th season at SU.



Ricky Hazel, Assistant Athletics Director for Communications
 421 North Woodland Blvd, DeLand, FL, 32723
 O: 386.822.8130 :: C: 334.372.7032 :: F: 386.822.7486
 jhazel@stetson.edu :: www.GoHatters.com
 Follow me on Twitter (@RHazel_SID)

2011-12 SCHEDULE/RESULTS

NOVEMBER

DATE	OPPONENT	TV	TIME/RESULT
3	FLAGLER (exhib.)		W, 90-72
11	BETHUNE-COOKMAN		W, 65-60
14	at Florida A&M		W, 78-60
16	at Florida State	ESPN3.com	L, 79-66
19	SAINT LEO		W, 74-69
21	at Charleston Southern		L, 73-64
28	vs No. 9/10 Florida (1)	SUN	L, 96-70

DECEMBER

DATE	OPPONENT	TV	TIME
1	EAST TENNESSEE STATE*		W, 73-65
4	at Indiana	BTN	L, 84-50
17	USC UPSTATE*		L, 79-63
21	CHARLESTON SOUTHERN		L, 88-81
29	at UCF (2)		L, 80-70
30	vs James Madison (2)		L-OT, 71-69

JANUARY

DATE	OPPONENT	TV	TIME
2	at Kennesaw State*		W, 66-62
4	at Mercer*		L, 75-59
7	JACKSONVILLE*	ESPN3.com	W, 73-61
9	NORTH FLORIDA*		W, 68-64
14	at Belmont*		L, 84-71
16	at Lipscomb*		L-OT, 104-103
20	FLORIDA GULF COAST*	CSS	L, 92-85
23	at Savannah State		L, 75-45
28	MERCER*		L, 75-64
30	KENNESAW STATE*		W, 75-59

FEBRUARY

DATE	OPPONENT	TV	TIME
4	at North Florida*		L, 99-96
6	at Jacksonville*		L, 74-63
11	LIPSCOMB*		L-OT, 99-91
13	BELMONT*		L, 106-93
17	at Florida Gulf Coast*	CSS	W, 86-80
23	at East Tennessee State*		7:00 pm
25	at USC Upstate*		2:00 pm
29	Atlantic Sun Tournament (3)		TBA

SCHEDULE KEY

All times Eastern and Subject to change

* Atlantic Sun Conference game

Home games in **BOLD CAPS** played at the Edmunds Center (4,000)

(1) Florida Citrus Sports Shootout (Orlando, Florida)

(2) 2011 UCF Holiday Invitational (Orlando, Florida.)

(3) 2012 A-Sun Championship Tournament (Macon, Ga.)



STETSON HATTERS

2011-12 Record: 9-18
 A-Sun Record: 6-10
 Last Game: W at FGCU, 86-80
 Head Coach: Casey Alexander
 Career Record: 9-18 (1st year)
 Record at Stetson: Same

STATISTICAL LEADERS

Points: Adam Pegg (15.0)
 Reb: Adam Pegg (5.5)
 Assists: Joel Naburgs (2.7)
 Steals: Aaron Graham (1.3)



ETSU BUCCANEERS

2011-12 Record: 14-13
 A-Sun Record: 8-8
 Last Game: W at Lipscomb, 66-57
 Head Coach: Murry Bartow
 Career: 279-195 (14th year)
 at School: 176-112 (9th year)

STATISTICAL LEADERS

Points: Adam Sollazzo (14.7)
 Reb: Tommy Hubbard (7.1)
 Assists: Adam Sollazzo (4.3)
 Steals: Sheldon Cooley (2.5)

GAME RESET

Date: Friday, February 23, 2012
 Tip-Off: 7 pm EST
 Location: Johnson City, Tenn.
 Arena: ETSU Athletic Center (6,800)
 Television: none
 Talent: n/a
 Series (Overall): ETSU leads 9-7
 in Johnson City: Series tied 3-3
 Alexander vs. ETSU: 1-0

MULTIMEDIA

Hatter Vision broadcasts and offers live on-demand video streaming for home games and audio broadcasts for non-conference road games on the Stetson web (www.go-hatters.com). Murray Miller (play-by-play) and Harry Arnold (color) call the action. Hatters fans can also see video streaming for conference road games on A-Sun TV.

GAME DAY STORY LINES

- The plan is a simple one for the Hatters going into the final road trip of the year. The only way to secure a spot in the Atlantic Sun Conference Tournament next week is to win both games, starting Thursday at ETSU and concluding on Saturday at USC Upstate. Anything less than a sweep opens the door for Jacksonville to take the last tournament spot away, even if the teams finish tied in the standings. When the Dolphins upset Mercer last weekend, they earned the tie-breaker over Stetson because of owning victories over both Mercer and USC Upstate, who stand second and third in the standings. If JU loses to UNF in their final game on Friday, then the Hatters will need to win just once to secure the eighth spot.
- So far this season the Hatters have lost six times in games in which they have scored at least 80 points, more than any other team in Division I. Stetson got its first win when scoring 80 or more points last Friday at FGCU.
- Junior Adam Pegg became the first Stetson player in more than two years to score 30 or more points in a game when he put up 31 against Belmont. He is the only active player in the A-Sun to have scored 30 or more in a game this year. The last 30-point game for a Hatter came from Ridge Graham against Savannah State on Feb. 15, 2010. Pegg followed up with a 23-point performance in the win over FGCU last Friday.
- Pegg's performance against Belmont, combined with the 18 points he scored against Lipscomb, helped him to earn his second A-Sun Newcomer of the Week award.
- Sophomore Chris Perez was named A-Sun Newcomer of the Week for his performances against Mercer and Kennesaw State. Perez averaged 18 points in two games while also grabbing 13 rebounds. He is the second Hatter, joining Pegg, to win the award this year. Perez followed the strong weekend with a 22-point effort against UNF last Saturday. Despite scoring just five points against Lipscomb on Saturday, Perez set career highs for rebounds (11) and assists (5).
- Stetson has played three overtime games this year, losing all, and the Hatters have lost their last six overtime games overall, dating back to Jan. 31, 2009 against Lipscomb.
- Stetson has hit a season-high 15 three-pointers in a game twice this year, both in losses to Belmont. The 15 threes at Belmont were the most ever by an opponent at the Curb Events Center and the most in a game for the Hatters since hitting 17 against Southeastern Louisiana on March 3, 1994.
- Junior forward Liam McNerney came into the 2011-12 season having made just 1-of-22 from three-point range in his career. So far this year he is 19-of-42 from beyond the arc.

STETSON PROJECTED STARTING LINEUP NOTES



12 Joel Naburgs Junior G
 A native of Melbourne, Australia ... Has 31 career double-figure scoring games, including a career-high 20 against Florida Gulf Coast ... Did not play in the game at Savannah State because of back spasms, snapping a streak of 53 straight games played.



24 Liam McNerney Junior F
 A native of Port Campbell in Victoria, Australia ... Has played in 86 games in his Stetson career ... Had a career-best 13 points against Florida A&M, hitting a pair of three-pointers ... Scored 13 points, all in the second half, in the win over Saint Leo.



41 Adam Pegg Junior C
 A native of Clearwater ... Started his career at Delaware where he played in 62 games, starting 14 ... Set a new career-high with 31 points against Belmont ... Had 28 points and 14 rebounds in the overtime loss at Lipscomb ... Two-time A-Sun Newcomer of the Week.



11 Aaron Graham Sophomore G
 A native of Miramar ... Has started 43 games in his Stetson career, scoring in double figures 24 times, including a career-best 26 points against James Madison ... Was held scoreless for the first time in 22 games, dating to last year, at Savannah State.



23 Chris Perez Sophomore G
 A native of Santiago in the Dominican Republic ... Attended Oldsmar Christian HS ... Played in 31 games as a freshman at Liberty in 2009-10 ... Was named A-Sun Newcomer of the Week (1/31) ... Has scored double-figures in 23-of-27 games this year.

Thursday's Game Officials

Jeff Smith
 Freddie Williams
 Darryl Smith

STETSON ATHLETIC MEDIA RELATIONS

Mailing Address: 421 N. Woodlands Blvd,
DeLand, FL 32723

Phone: 386.822.8130

Fax: 386.822.7486

MEDIA RELATIONS CONTACT

RICKY HAZEL Asst. AD/Communications

Office: 386.822.8130

Cell: 334.372.7032

E-Mail: jhazel@stetson.edu

WEEKLY INTERVIEWS

Head coach Casey Alexander and Stetson players will be made available for interviews in person or by telephone by request to Assistant AD Ricky Hazel.

All interviews with Stetson student-athletes must be coordinated through the Athletic Media Relations Office and requested with 24 hours advance notice.

Telephone interviews will be fulfilled at a time that does not interfere with the student-athlete's academic or practice schedule.

STETSON ATHLETICS WEBSITE

Game notes, statistics and preview stories along with photo galleries are all available on Stetson's athletic department website - www.GoHatters.com.

PRACTICE COVERAGE

Most Stetson Hatters basketball practices are open to the media. To arrange a visit to Stetson practice and/or interviews with Stetson players and coaches, please contact Stetson Assistant AD for Communications Ricky Hazel.

SOCIAL MEDIA

In addition to the following the most up-to-date information on Stetson's official athletics website, www.GoHatters.com, you can get exclusive behind-the-scenes look into the Stetson basketball program during the 2011-12 season with Stetson Assistant AD Ricky Hazel's Twitter account. You can follow him **@RHazel_SID**. Also, be sure to follow **@StetsonSID** for up to the minute updates on all of Stetson Athletics.

Other social media avenues for following the Hatters include the official Stetson Athletics Facebook page and the StetsonHatters YouTube Channel. Keep an eye open for regular video content from the Hatter Sports Network, a student run group that will be providing video content throughout the year.

Also keep track of the Hatters through Ricky Hazel's blog, "Adventures in Hatterland". Go to adventuresinhatterland.blogspot.com to keep up with his travels with the Hatters.

MEN'S BASKETBALL WEEKLY MEDIA PLANNER

Most practices are open to the media. For help covering Stetson men's basketball, contact Asst. AD for Communications Ricky Hazel.

TUESDAY

February 21

OFF DAY**WEDNESDAY**

February 22

PRACTICE

Edmunds Center, 9 am

TRAVEL

To Johnson City, Tenn.,
11:30 am

THURSDAY

February 23

GAME 28

at ETSU
ETSU Athletic Center,
7 pm

FRIDAY

February 24

TRAVEL

To Spartanburg, SC, TBA

PRACTICE

TBA

SATURDAY

February 25

GAME 29

at USC Upstate
Hodge Center, 2 pm

SERIES HISTORY

- Thursday's game will be the 17th meeting between the Hatters and Buccaneers in a series that started in 1972. The Hatters dropped that first game 80-58 in a game that was played in Winter Park, Fla.
- ETSU leads the all-time series 9-7 on the strength of two neutral site wins. In addition to the series opener, the Bucs eliminated Stetson from the 2009 A-Sun Tournament 90-76 in Nashville. The Hatters and Bucs have split six games in Johnson City, Tenn.
- The series is tied at both DeLand (4-4) and Johnson City (3-3).

LAST MEETING

- Stetson missed its first four three-point attempts, and eight of their first 11 shots from the field, before sophomore Aaron Graham drained a three-pointer eight minutes into the game, opening the flood gates to a 73-65 victory over ETSU.
- Stetson finished the night having hit 11-of-24 three-point shots while also dominating the Buccaneers on the boards to the tune of 45-28.
- In addition to the 20 points the Hatters got from Graham, whose five three-pointers tied a career high, Stetson also got five three-pointers from junior Joel Naburgs.
- In addition to the 20 points by Graham and 15 from Naburgs, the Hatters also got 14 points from Chris Perez and 12 points and nine rebounds from Adam Pegg.

LOOKING AT THE BUCCANEERS

- ETSU has been a hot and cold team all season, putting together win streaks of three and five games, but also going through multiple-game losing streaks four times.
- The Bucs have not been a high-scoring team all year, and have not scored more than 70 points in any of their last 11 outings. ETSU is averaging just 67.1 points per game and have topped 80 points in a game just four times.
- Senior guard Adam Sollazzo is a do-it-all player for ETSU. The Tampa native leads the team with 14.7 points per game, is third on the team in rebounds (5.4) and leads the squad in assists (11.6).

UP NEXT

- The Hatters will close out the regular season on Saturday afternoon against USC Upstate. The Spartans are suddenly within one game of Mercer for second in the league standings going into the final weekend of the season.

GOHATTERS.COM

- Stetson's official athletics web site can be found at www.GoHatters.com. The comprehensive site, which includes releases, photos, biographical sketches and audio/video broadcasts, is powered by Neulion.

WE ARE "THE HATTERS"

- The unlikely combination of a famous hat manufacturer and a university getting together produced a novel nickname for Stetson University. The athletic teams are called "Hatters," reflecting the University's association with John B. Stetson, maker of the well-known Stetson hats. It all started back in 1883 when Henry DeLand founded the DeLand Academy. Three years later, after a disastrous freeze affected the citrus industry and left Mr. DeLand in financial trouble, Mr. Stetson, who had a winter home in DeLand, became interested in the school. When, at Mr. DeLand's request, Mr. Stetson was made chairman of the Board of Trustees in 1889, the school was renamed in his honor. Stetson University fielded the first football team in Florida in 1901, and the nickname "Hatter" was used then and is still used today.

FINISHING STRONG IN FEBRUARY IS KEY

- In the history of Stetson basketball the Hatters have finished 44 seasons with a winning record in the month of February, while having closed with a losing record in the month 31 times. The Hatters have played .500 ball during the last full month of the season 15 times. Overall, Stetson has a 385-341 (.530) record in February. The Hatters to win out to break a streak of three consecutive losing Februaries.

HATTERS HAVE PLAYED WELL IN JANUARY

- Since the start of the Stetson basketball program, the Hatters have fared well in the month of January. Stetson has an all-time record of 455-342 (.570) record in the first month of the year. The Hatters entered 2012 looking to snap a string of three consecutive losing Januaries. Over the last four seasons Stetson has posted a 13-28 record (.317) in January, including a 4-6 mark this year.

STATISTICAL COMPARISON

CATEGORY	STU	EDM
Overall Record	9-18	14-13
Scoring	72.6	67.1
Scoring Defense	78.3	65.0
Scoring Margin	-5.6	+2.1
Field Goal Pct	.441	.436
Field Goal Pct Defense	.464	.438
3-Pt Field Goal Pct	.347	.302
3-Pt Field Goal Pct Defense	.362	.360
Free Throw Pct	.698	.639
Rebounds per game	36.5	34.4
Opp. Rebounds per game	35.8	33.9
Rebounding Margin	+0.7	+0.5
Assists	417	281
Assists per game	15.4	10.4
Turnovers	481	375
Turnover margin	-3.7	+3.8
Assist/Turnover Ratio	0.9	0.7
Steals	180	281
Steals per game	6.7	10.4
Blocks	79	86
Blocks per game	2.9	3.2

SCOUTING THE OPPOSITION: ETSU

2011-12 RECORD: 14-13
A-SUN RECORD: 8-8



GENERAL INFORMATION

Location: Johnson City, TN
Founded: 1911
Enrollment: 15,500
Affiliation: NCAA Division I
Conference: Atlantic Sun
Nickname: Buccaneers
Colors: Navy Blue & Old Gold
President: Dr. Paul Stanto, Jr.
Ath. Director: Dave Mullins
Arena: ETSU Athletic Center (6,500)

TEAM INFORMATION

2010-11 Record: 24-12
A-SUN Record: 16-4
Finish: 2nd
Postseason: Third round of CollegeInsider.com Tournament
Starters Ret./Lost: 2/3

SERIES INFORMATION

Series (Overall): ETSU leads 9-7
in DeLand: ETSU leads 4-4
in Johnson City: tied 3-3
Neutral: ETSU leads 2-0
Streak: SU, 1 win
Last Stetson win: 2/6/11, 55-54, in DeLand

COACHING STAFF

Head Coach: Murry Bartow
Career Record: 279-195 (14th year) **at ETSU:** 176-112 (9th year)
Assistant Coaches:
 Scott Wagers, Mike Boyd, Thomas Johnson

MEDIA RELATIONS

MBB Contact: Michael White
E-mail: whitem@etsu.edu
Website: www.ETSUBucs.com

A STETSON WIN WOULD...

- Put the pressure squarely on the shoulders of Jacksonville with regard to earning the final berth in the A-Sun Tournament. Should JU fall to UNF on Friday after a Stetson win, the Hatters would own the final spot.
- Give the Hatters their 10th win of the season, a milestone Stetson last reached during the 2008-09 season.
- Give Stetson a season sweep of the series with ETSU, something the Hatters have never done before.
- Give the Hatters consecutive victories for just the third time this season.
- Improve Stetson's all-time record against teams from the state of Tennessee to 37-51. The Hatters are 1-4 against Tennessee teams this year.
- Give Stetson the 1,181st victory in program history, dating back to 1900.

AT THE EDMUNDS CENTER

The Stetson men's basketball team has called the J. Ollie Edmunds Center home since 1974, but the Hatters have been anything but gracious hosts to their opponents. For the past 34 years, the Hatters have won 65.2 percent of their home games, posting a 340-181 all-time record. Here is a year-by-year look at Stetson's record at the Edmunds Center:

Year	W-L	Pct.
1974-75	16-0	1.000
1975-76	12-3	.800
1976-77	8-7	.533
1977-78	12-4	.750
1978-79	10-4	.714
1979-80	13-5	.722
1980-81	14-1	.933
1981-82	9-6	.600
1982-83	15-3	.833
1983-84	13-3	.813
1984-85	8-6	.571
1985-86	8-6	.571
1986-87	9-1	.900
1987-88	11-3	.786
1988-89	10-3	.769
1989-90	7-6	.538
1990-91	7-6	.538
1991-92	10-7	.588
1992-93	10-4	.714
1993-94	8-4	.667
1994-95	7-6	.538
1995-96	7-7	.500
1996-97	7-7	.500
1997-98	7-5	.583
1998-99	9-4	.692
1999-00	6-5	.545
2000-01	10-3	.769
2001-02	7-5	.583
2002-03	4-7	.364
2003-04	8-6	.571
2004-05	6-5	.545
2005-06	7-5	.583
2006-07	8-5	.615
2007-08	11-2	.846
2008-09	10-4	.714
2009-10	5-9	.357
2010-11	5-8	.384
2011-12	6-6	.500
Total	340-181	.652

2011-12 STETSON NUMERICAL ROSTER

No.	Name	Pos.	Ht.	Wt.	Cl.-Exp.	Hometown/High School (Previous School)
1	Dennis Diaz	G	6-4	180	Fr.	Deltona, FL/DeLand HS
3	Willie Green	F	6-7	195	So.	Orlando, FL/Olympia HS (WKU/Daytona State College)
4	Diego Morales	G	6-0	170	Jr.	Orlando, FL/Freedom HS
10	Hunter Miller*	G	6-2	180	Jr.	Nashville, TN/Christ Presbyterian (FGCU)
11	Aaron Graham	G	6-4	185	So.	Miramar, FL/Westminster Academy
12	Joel Naburys	G	6-4	200	Jr.	Victoria, Australia/Box Hill Senior College
21	Jermol Paul	F	6-4	215	Sr.	Ocoee, FL/Dwyer HS (Stony Brook)
22	Tyshawn Patterson	G	6-1	180	Jr.	Hartford, CT/Orlando Christian Prep
23	Chris Perez	G	6-3	215	So.	Santiago, D.R./Oldsmar Christian (Liberty)
24	Liam McInerney	F/C	6-9	235	Jr.	Port Campbell, Victoria, Australia/Ballarart & Clarendon
33	J.R. Weston	G/F	6-4	200	Jr.	Morral, OH/Ridgedale HS
41	Adam Pegg	C	6-9	260	Jr	Clearwater, Fla./Oldsmar Christian (Delaware)

*Sitting out the 2011-12 season to satisfy NCAA transfer requirements. Will be eligible for the 2012-13 season.

COACHING STAFF

Head Coach: Casey Alexander (Belmont, 1995 – 1st Season)
Asst. Coach: Roger Idstrom (Mars Hill, 1989 – 1st Season)
Asst. Coach: Dwight Evans (B'ham-Southern, 1984 – 1st Season)
Asst. Coach: Steve Drabyn (Belmont, 2004 – 1st season)
Athletic Trainer: Adam Deimling (Central Mich., 2006 – 3rd season)

PRONUNCIATION GUIDE

Roger Idstrom EED-strom
Joel Naburys NAR-bergs
Liam McInerney LEE-um MAC-in-ERNIE



Team	A-Sun	Overall
Belmont	14-2	22-7
Mercer	12-4	20-9
USC Upstate	11-5	18-11
North Florida	9-8	15-15
Florida Gulf Coast	8-8	13-14
East Tennessee St.	8-8	13-14
Lipscomb	7-9	12-16
Stetson	6-10	9-18
Jacksonville	6-11	8-20
Kennesaw State	0-16	3-26

ATLANTIC SUN SCHEDULE/RESULTS

Monday, February 13

Jacksonville 61, ETSU 55
 Belmont 106, Stetson 93
 USC Upstate 77, North Florida 52
 Florida Gulf Coast 89, Lipscomb 68

Tuesday, February 14

UT-Martin 76, Kennesaw State 75 - OT

Friday, February 17

Stetson 86, Florida Gulf Coast 80

Saturday, February 18

Jacksonville 81, Mercer 75
 North Florida 81, Kennesaw State 77 (2ot)
 USC Upstate 62, Lipscomb 61
 Belmont 80, ETSU 58

Monday, February 20

Jacksonville 73, Kennesaw State 71
 North Florida 75, Mercer 66
 ETSU 66, Lipscomb 57

Belmont 88, USC Upstate 79

Thursday, February 23

Stetson at ETSU 7 pm
 Belmont at Kennesaw State 7 pm
 Lipscomb at Mercer 7:30 pm
 FGCU at USC Upstate 7:30 pm

Friday, February 24

North Florida at Jacksonville 7:30 pm

Saturday, February 25

Stetson at USC Upstate 2 pm
 Florida Gulf Coast at ETSU 4 pm
 Belmont at Mercer 4:30 pm
 Lipscomb at Kennesaw State 5 pm

END OF REGULAR SEASON

DECEMBERS HAVE BEEN A STRUGGLE

- Since 1900 the Hatters are 226-223 (.503) in the month of December, but that mark has been on a downward track for the last two decades. Last year the Hatters finished December at 1-6 (.143) and since the start of the 1990 season Stetson has produced a record of 42-89 (.320) with just three winning seasons. The Hatters finished this past December with a 1-5 mark and a five-game losing skid.

LOOKING FOR SUCCESS AGAINST IN-STATE TEAMS

- The Hatters will face a total of nine in-state schools during the 2011-12 season, not counting the exhibition game against Flagler. Stetson has an all-time record against those in-state foes of 105-172.
- In addition to the nine in-state schools on the 2011-12 schedule, there are 17 other collegiate programs from inside the state of Florida that the Hatters have faced in basketball over the years. Stetson has an all-time record against the other Florida schools of 214-161.
- Overall, the Hatters have an all-time record of 319-333 against in-state foes in regular season play. The in-state school Stetson has played the most through the years is Rollins College. The Hatters own an all-time mark of 82-21 against the Orlando school.

STETSON ADDS NOVEMBER SIGNEES

- The Hatters added three players during the November early signing period. The trio is made up of guard **Tanner Plemmons** of Sylva, NC, guard **Logan Irwin** of Ft. Wayne, Ind., and forward **Brian Pegg** of Clearwater, Fla.
- Plemmons is a 6-2 point guard at Rabun County (Ga.) HS where he averaged 23 points per game as a junior while hitting 42 percent from three-point range. Entering his senior season, Plemmons has scored 1,905 career points and has hit 298 career three-pointers. In addition his basketball exploits, Plemmons is also a member of the track team and was the 2011 Wendy's High School Heisman winner for the state of Georgia.
- Irwin averaged 25.1 points, 5.8 assists, and 4.9 rebounds per game as a junior at Whitko High school, helping his squad to a sectional championship as a freshman. The Wildcats have gone 10-11 and 16-6 the past two seasons, but Irwin earned Indiana Junior All-Star honors last season. He is already Whitko's all-time leading scorer with more than 1,500 points.
- Pegg formerly played at Oldsmar Christian, but the 6-foot-7 senior is playing his final season at Brandon's Faith Baptist Academy. Pegg, who will join brother Adam and all-time Pinellas County prep scoring leader Chris Perez at Stetson, averaged 10 points and six rebounds for a 30-10 Oldsmar team last season.

PLANNING FOR THE FUTURE

- The Hatters have one player sitting out the 2011-12 season as a transfer and another who will miss the fall semester after transferring.
- Guard **Hunter Miller** joined the Stetson program from Florida Gulf Coast where he spent two seasons. Over those two years he played in 59 games for the Eagles, starting eight.
- Miller is from Nashville, but has strong family ties to central Florida. His uncle, **Mark Miller**, played basketball at UCF and brought his band, Sawyer Brown, to the Edmunds Center for a concert on December 10.
- The other new member of the Stetson program is junior **Amara Thompson**, who transferred from UCF. Thompson became eligible to compete for the Hatters at the conclusion of the fall semester and saw his first action against Charleston Southern on Dec. 21. Thompson saw action in 20 games over two seasons for the Knights.

DEPARTED PLAYERS

- Stetson lost six players off the 2010-11 Hatters club. That group included the top three scorers from last year, sophomore Ridge Graham (12.6), freshman Corey Walden (12.0) and freshman Lis Jacobo (9.2).
- The other three players who left following last year were freshman Steve Forbes, sophomore Spence Purnell and senior Graeme Radford.

HATTERS DOWN FGCU TO KEEP POST-SEASON HOPES ALIVE

- Stetson took a huge step toward securing a berth in the Atlantic Sun Conference tournament by downing Florida Gulf Coast 86-80. The win snapped a four-game losing streak to the Eagles and improved the Hatters to 9-18 overall and 6-10 in league play. FGCU fell to 13-14 overall and 8-8 in conference play.
- Like all of Stetson's wins this year, the Hatters did not get this one easily. Stetson led by as many as 24 points with 8:31 left in the game, but the Eagles came charging back. After a Liam McInerney three-pointer put Stetson up 71-47, FGCU went on a 15-2 run, hitting four three-pointers, to cut the Hatters lead to 73-62.
- After Willie Green hit a pair of free throws to slow the Eagles' momentum, FGCU went on another 9-2 run, climbing within six points, 77-71, with just 1:28 left to play.
- From there it became a free throw shooting contest for the Hatters. Stetson hit nine of 10 down the stretch to hold off the Eagles for the win.
- The Hatters had five players score in double figures in the game, led by 23 points from junior Adam Pegg. Aaron Graham scored 19 points and Joel Naburgs added 15 while Chris Perez had 12 and Green finished with 10.
- Stetson shot a season-high 56.3 percent from the floor in the game, including 8-of-18 from three-point range. The Hatters were also 24-of-31 from the free throw line.
- Florida Gulf Coast shot just 38 percent from the floor, including hitting just 14 of the 40 three-pointers they attempted. The Eagles were led by Bernard Thompson with 17 points and 12 rebounds.

THE BEGINNING OF A NEW ERA

- First year head coach Casey Alexander brings an exciting brand of basketball to the Edmunds Center that will look familiar to Atlantic Sun Conference basketball fans. Alexander spent the previous 16 seasons as an assistant coach at A-Sun power Belmont. Alexander was also a player at Belmont, leading the Bruins to a 119-25 record during his playing career.

MEET THE COACHING STAFF

- Joining new coach Casey Alexander on the Hatters staff for 2011-12 are a trio of coaches who are well-versed in the philosophies and style of play that Stetson will employ. Roger Idstrom was an assistant coach at Belmont with Alexander for the last 11 years. A 1989 graduate of Mars Hill College, Idstrom spent time on staff at his alma mater as well as at UNC Asheville, Montreat and Wabash Valley College before going to Gardner-Webb from 1998-2000. Dwight Evans comes to Stetson with 23 years of experience as a collegiate coach, most recently as Associate Head Coach at South Carolina State. Evans has also spent time on the coaching staffs at UCF, FIU, South Alabama and Missouri. Steve Drabyn moves into his first NCAA Division I coaching assignment at Stetson after a highly successful playing career at Belmont and seven years of Division II and high school coaching experience.



HATTER VISION

Stetson men's basketball will broadcast all home and away games over the internet, with a video simulcast during home games and select road contests. Join veterans Murray Miller and Harry Arnold as they call every exciting play all season long. Each broadcast will start 10 minutes prior to tip-off and conclude with the post game show featuring comments from Head Coach Casey Alexander.

STETSON VS. 2011-12 OPPONENTS

Opponent	Alexander		All-time	Neutral	Home	Away	Streaks	
	W-L	W-L					Longest	Current
Belmont	0-2	7-17	0-1	4-8	3-8	Belmont, 8W	Belmont, 6W	
Bethune-Cookman	1-0	20-5	0-0	16-2	4-3	SU, 9W	SU, 1W	
Charleston Southern	0-2	8-5	0-0	7-2	1-3	SU, 6W	CSU, 3W	
East Tennessee State	1-0	7-9	0-2	4-4	3-3	ETSU, 3W	SU, 2W	
Florida	0-1	14-52	0-3	8-12	6-37	UF, 17W	UF, 17W	
Florida A&M	1-0	6-1	1-0	3-1	2-0	SU, 3W	SU, 3W	
Florida Gulf Coast	1-1	5-5	0-0	3-2	2-3	FGCU, 4W	SU, 1W	
Florida State	0-1	11-43	0-5	8-8	3-30	FSU, 17W	FSU, 17W	
Indiana	0-1	0-1	0-0	0-0	0-1	IU, 1 W	IU, 1W	
Jacksonville	1-1	30-42	1-2	18-15	11-25	JU, 7W	JU, 1W	
James Madison	0-1	0-1	0-1	0-0	0-0	JMU, 1W	JMU, 1W	
Kennesaw State	2-0	7-7	0-0	4-3	3-4	KSU, 4W	SU, 2W	
Lipscomb	0-2	10-11	0-0	8-3	2-8	Two times, 3W	LIP, 3W	
Mercer	0-2	74-53	4-0	41-18	29-35	SU, 6W	MER, 3W	
North Florida	1-1	10-5	0-0	5-3	5-2	SU, 7W	UNF, 1W	
Saint Leo	1-0	4-0	0-0	4-0	0-0	SU, 4W	SU, 4W	
Savannah State	0-1	7-5	0-0	4-2	3-3	SU, 5W	SS, 2W	
UCF	0-0	15-23	0-1	7-10	8-12	UCF, 12W	UCF, 12W	
USC Upstate	0-1	4-4	0-0	3-2	1-2	4x, 2W	USCU, 2W	



HEAD COACH
CASEY ALEXANDER
FIRST SEASON AT STETSON

THE ALEXANDER FILE

PERSONAL

Birthplace: Chattanooga, Tenn.
Family: Wife, Sunni; daughter, Allie; sons, Reed and Mason

EDUCATION

Undergraduate: Belmont, 1995 (B.S. in Physical Education)
Graduate: Austin Peay, 1996 (M.S. in Sports Administration)

COACHING EXPERIENCE

2003-11 Belmont (Associate Head Coach)
1995-02 Belmont (Assistant Coach)

CONFERENCE TITLES

2011 Atlantic Sun Conference (Belmont)
2010 Atlantic Sun Conference (Belmont)
2008 Atlantic Sun Conference (Belmont)
2007 Atlantic Sun Conference (Belmont)
2006 Atlantic Sun Conference (Belmont)

POST-SEASON APPEARANCES

NCAA 2011, 2008, 2007, 2006
NIT 2004

HONORS

2011 Named No. 1 Assistant Coach in the Atlantic Sun Conference by FoxSports.com
2009 Named No. 6 mid-major Assistant Coach in the nation by CollegeInsider.com
2005 Inducted into the Belmont University Athletic Hall of Fame

PLAYING EXPERIENCE

1992-95 Belmont University
Record during playing career: 119-25
Team Captain as a senior
Record as a senior: 37-2
Led team ranked No. 1 in NAIA as a senior
Entered NAIA Tournament as No. 1 seed
Team reached NAIA Final Four

SPECIALTY STATISTICS

[POT - Points off turnovers; PP - Points in the paint; 2nd - Second chance points; FAST - Fast break points; BP - Points off the bench]

Opponent	[Stetson/Opponent]				
	POT	2nd	PP	FAST	BP
Bethune-Cookman	18/22	11/17	30/26	8/2	11/18
at Florida A&M	21/13	10/11	30/34	4/2	23/23
at Florida State	19/17	15/15	26/48	2/13	22/27
Saint Leo	16/31	15/6	26/20	0/6	18/20
at Charleston Southern	7/26	7/6	14/26	0/8	17/23
vs Florida	6/19	11/11	42/38	12/8	20/21
ETSU	9/23	9/6	26/44	8/8	23/9
at Indiana	8/30	7/8	14/50	0/12	12/23
USC Upstate	10/30	10/17	32/26	8/4	16/20
Charleston Southern	11/15	5/11	32/48	14/4	26/19
at UCF	13/20	8/13	26/42	12/12	12/21
vs JMU	10/20	7/11	28/34	4/4	13/22
at Kennesaw State	11/9	11/6	20/34	2/4	12/0
at Mercer	12/15	11/8	28/34	4/4	11/24
Jacksonville	25/21	12/8	28/32	4/4	12/8
North Florida	12/9	12/18	36/42	8/2	27/32
at Belmont	13/24	4/13	18/50	2/8	17/18
at Lipscomb	11/19	19/20	40/40	4/8	19/32
Florida Gulf Coast	21/17	29/4	34/44	4/11	27/41
at Savannah State	10/13	14/17	26/26	4/9	19/16
Mercer	15/13	3/2	20/32	4/2	4/24
Kennesaw State	15/22	26/9	34/32	4/10	24/7
at North Florida	22/8	14/25	42/48	2/0	18/26
at Jacksonville	12/18	8/17	24/34	16/4	12/22
Lipscomb	15/21	8/15	44/52	6/8	33/39
Belmont	14/16	20/17	36/48	0/8	27/29
at Florida Gulf Coast	17/20	8/25	28/28	4/2	12/47
at ETSU					
at USC Upstate					
STETSON TOTAL	373	314	784	140	487
Stetson Average	13.8	11.6	29.0	5.2	18.0
OPP TOTAL	511	336	1012	167	611
Opp Average	18.9	12.4	37.5	6.2	22.6

CLUTCH FREE THROWS

[Final 3 Minutes - Regulation & OT]

Player	FT-FTA	Pct.
Jermol Paul	2-2	1.000
Adam Pegg	20-25	.800
Willie Green	8-10	.800
Joel Naburgs	14-18	.777
Chris Perez	13-18	.722
Aaron Graham	25-36	.694
Liam McInerney	2-4	.500
Tyshawn Patterson	2-4	.500
Amara Thompson	3-9	.333
Dennis Diaz	0-0	.000
Diego Morales	0-0	.000
J.R. Weston	0-0	.000
TEAM TOTAL	90-127	.708

DESPITE STRONG EFFORT, HATTERS FALL TO BELMONT 106-93

- Stetson's men's basketball team went into its home season finale against Belmont knowing that it would take a supreme effort to knock of the high-scoring Bruins. The Hatters got the kind of effort they wanted, but it was still not enough.
- The Hatters were led by junior Adam Pegg, who became the first Stetson player in two years to score more than 30 points in a game. He finished the night with a career-high 31 points that came on 13-of-18 shooting from the field, including 5-of-10 from three-point range. Pegg was named A-Sun Newcomer of the Week for the performance.
- The 31 points were the second most scored in a game by any player in the A-Sun this year. Lipscomb's recently dismissed senior guard Jordan Burgason hit the 30-point mark twice this year, scoring 33 at East Tennessee State and 30 at Iowa State.
- Pegg's five three-pointers were a career high and helped Stetson match their season-high with 15, the same number they hit against Belmont in the first meeting.
- Belmont finished the game having hit 20-of-21 from the free throw line while also shooting 57.8 percent from the floor. The Bruins were 12-of-20 from three-point range.
- In addition to Pegg, the Hatters got 13 points from Aaron Graham and 11 from Chris Perez. Belmont had five players in double figures, led by Clark with 23 points.

LIPSCOMB CONTINUES STETSON'S OVERTIME WOES

- For the second time this season, the Stetson Hatters and Lipscomb Bison went toe-to-toe into overtime, and for the second time, the Hatters came up short at the end, dropping a 99-91 decision.
- The Bisons' Deonte Alexander took up the slack for dismissed team-leader Jordan Burgason by scoring a career high 27 points, including 10 in overtime.
- Adam Pegg led the Hatters with 18 points. He was one of four hatters in double figures on the day. Willie Green tied his career high by scoring 17 in the game.
- Stetson had a chance to win, and then lose, the game in regulation before getting out-scored 25-17 in the overtime period. Green hit a pair of free throws with six seconds left in regulation to put Stetson up 74-72, but the Hatters were unable to stop Damarius Smith from driving the length of the floor for a game-tying layup. The game could have ended there but Smith, who hit the game-winning three-pointer in the first meeting, missed what would have been another game-winner, this time from the free-throw line.

HATTERS UNABLE TO STOP DOLPHINS

- The Stetson Hatters had a bad stretch at the end of the first half at Veterans Memorial Arena and were never able to recover, losing to Jacksonville 74-63.
- Stetson appeared on its way to a comfortable halftime lead, having built a nine-point advantage, 23-14, on a Chris Perez three-pointer but, from that point on, the Dolphins outscored Stetson 24-8 to take a 38-31 lead into the break.
- Part of the turnaround was the outside shooting of JU sophomore guard Aloys Cabell, who hit four three-pointers down the stretch. He was helped by six Stetson turnovers in the final eight minutes of the half, five Dolphins offensive rebounds over the same stretch, and the Hatters hitting just 3-of-8 from the floor.
- The Dolphins continued to stretch their lead early in the second half, scoring a pair of quick baskets to grown their lead to 11. Stetson spent the rest of the second half trying to battle from behind, and closed to within three points a couple of times, but JU answered every challenge with a three-pointer and pulled away for the win.

HATTERS COME UP JUST SHORT IN LOSS TO UNF

- On a night when Stetson had its highest scoring half of the season and recorded its fewest turnovers of the year, the Hatters were unable to slow the hot shooting of UNF in a 99-96 loss to the Ospreys.
- Down 98-90 with 10 seconds to play, the Hatters got a three-pointer from Aaron Graham, a steal and a three from Joel Naburgs, to cut the deficit to two with 4.6 left. Stetson sent UNF's Jerron Granberry to the free throw line and, when he missed the second attempt, the Hatters had a chance to tie.
- Graham got the ball across half court and got an open look from about 40 feet, but his shot came up just short.
- What got the Hatters into the tough circumstances at the end of the game was some remarkable shooting by the Ospreys. UNF shot 60.7 percent from the floor in the game, including 11-of-22 from three-point range.
- Early on, it was Stetson that opened the game on fire, scoring almost as quickly as the Hatters could get the ball to the offensive end of the floor. The Hatters shot a blistering 55.9 percent from the floor in the first half, including 16-of-24 from inside the three-point arc and 13-of-14 from the free throw line. The result was the highest scoring half of the season, but just a seven point lead over the Ospreys at the break, 54-47.
- The Hatters finished the game with five players scoring in double figures. Graham led the team with 24 points, hitting 4-of-8 from three-point range. Chris Perez had another strong outing and finished with 22 points while Joel Naburgs finished with 16, Willie Green had 14 and Liam McInerney had 10.

BIG RUN IN FIRST HALF SPARKS HATTERS OVER OWLS

- Stetson used a 31-5 run over an almost 11 minute stretch of the first half to build a comfortable lead and then battled through the second half to take a 75-59 victory over the Owls.
- The win snapped Stetson's five-game losing slide, and moved the Hatters one step closer to qualifying for the Atlantic Sun Conference tournament.
- After spotting the visiting Owls an early lead, the Hatters exploded for their best, and

STATISTICAL RANKINGS

STETSON in the ATLANTIC SUN

TEAM CATEGORY	ALL	A-SUN
Scoring	72	3rd (72.6)
Scoring Defense	331	10th (78.3)
Scoring Margin	284	8th (-5.6)
FT Pct	144	3rd (.698)
FG Pct	137	6th (.441)
FG Pct Def	301	8th (.464)
3FG Pct	149	6th (.347)
3FG Pct Def	266	9th (.362)
Rebounding		1st (36.5)
Rebounding Defense		8th (35.9)
Rebounding Margin	169	5th (+0.6)
Blocked Shots	223	7th (2.9)
Assists	29	2nd (15.4)
Steals	154	8th (6.7)
Turnover Margin	328	10th (-3.7)
Assist/Turnover Ratio	232	5th (0.9)

INDIVIDUAL SCORING	ALL	A-SUN
Adam Pegg	192	3rd (15.0)
Chris Perez		8th (13.3)
Aaron Graham		9th (13.3)

REBOUNDING	ALL	A-SUN
Adam Pegg		12th (5.5)
Joel Naburgs		17th (5.0)

FG PERCENTAGE	ALL	A-SUN
Adam Pegg	59	12th (.512)
Chris Perez	164	

ASSISTS	ALL	A-SUN
Joel Naburgs		14th (2.7)
Aaron Graham		15th (2.6)

FT PERCENTAGE	ALL	A-SUN
Aaron Graham	210	5th (.776)
Adam Pegg		8th (.734)

STEALS	ALL	A-SUN
Aaron Graham		12th (1.3)

3FG PERCENTAGE	ALL	A-SUN
Aaron Graham		10th (.375)

3FG MADE	ALL	A-SUN
Aaron Graham	74	5th (2.4)
Joel Naburgs		11th (1.8)

BLOCKED SHOTS	ALL	A-SUN
Willie Green	143	4th (1.3)

ASSIST-TO-TURNOVER RATIO	ALL	A-SUN

OFFENSIVE REBOUNDS	ALL	A-SUN
Adam Pegg		14th (2.1)

DEFENSIVE REBOUNDS	ALL	A-SUN
Joel Naburgs		7th (4.0)
Aaron Graham		13th (3.6)

MINUTES PLAYED	ALL	A-SUN

A-SUN ranks as of 2/21/12

NCAA rankings through games of 2/19/12

longest, offensive run of the season to take control of the game. Down 9-8 with 14:57 to go in the half, Willie Green hit a short jumper in the lane to ignite a 31-5 Stetson run over the next 10:49.

- Green scored eight of his 10 first half points in the run, which also included a pair of three-pointers from freshman Dennis Diaz and seven points, of his 14 in the first half, for Chris Perez, who finished with a game-high 22 points and also had eight rebounds.

HATTERS HAVE NO ANSWER FOR MERCER DEFENSE

- Mercer came into the Edmunds Center as the top defensive team in the Atlantic Sun Conference, and the Bears showed why in downing the Hatters 75-64.
- Stetson was held to less than 40 percent shooting from the floor for the third straight game, and the sixth time this season. The Hatters hit just 12-of-33 shots in the second half, including just 1-of-13 from three-point range.
- Mercer shot better than 50 percent (55.2) from the floor and forced the Hatters into 21 turnovers, the most for Stetson in the last six games.
- Joel Naburgs returned to the lineup for Stetson after missing the last game with back spasms He tied for the team scoring lead with 14 points while grabbing five rebounds and dishing five assists.
- Mercer shot a blistering 63 percent from the floor in the second half to build and maintain a 20-point lead most of the way down the stretch. It was not until the Bears put in some backups in the final minutes that allowed Stetson to close the game on a 15-6 run to narrow the final margin.

HATTERS GO ICE COLD IN LOSS AT SAVANNAH STATE

- While it was plenty warm outside Tiger Arena, it was freezing cold inside for the visiting Hatters, who fell to homestanding Savannah State 75-45.
- The ice was all around for the Hatters, who hit just one three-pointer in the game, shot 33.3 percent from the floor overall, and hit just 10-of-23 from the free throw line.
- Savannah State found the temperature just to their liking. The Tigers blistered the nets from beyond the three-point arc, hitting 11-of-20 from long range, with seven of those 11 coming in the second half.
- In addition to the poor shooting performance, the Hatters were beaten badly on the boards, giving up 50 rebounds, including 21 on the offensive end to the Tigers. Stetson managed just 34 rebounds in the game.
- The Hatters had the worst offensive half since the 1992-93 season, scoring just 13 points in the first half. Stetson had just five baskets in the half, and turned the ball over 11 times.

HOT-SHOOTING EAGLES DOWN HATTERS

- On a night when Stetson drew its largest home crowd of the year, it was visiting Florida Gulf Coast that stole the show to down the Hatters 92-85.
- FGCU blistered the nets at the Edmunds Center, shooting 64.7 percent from the floor, including an incredible 82.7 percent from inside the three-point arc. That shooting performance outweighed a second consecutive double-double from Stetson junior **Adam Pegg** as the Hatters dropped their third straight game in Atlantic Sun Conference play.
- The game turned for Stetson early in the second half. The Hatters were down 40-38 at halftime, but used an 11-0 run early in the second half to take a 49-42 lead. From there FGCU used a 24-6 run over 6:41 to take an 11-point lead.

PEGG'S NIGHT NOT ENOUGH AS HATTERS FALL TO LIPSCOMB IN OT

- Adam Pegg** had a career night, but when he stepped to the free throw line with 0.4 seconds left against Lipscomb, he needed two free throws to force overtime.
- The junior from Clearwater delivered but it was Lipscomb's Damarius Smith who turned out to be the ultimate hero, draining a three-pointer with one second left in the extra period to lift the homestanding Bison to a 104-103 victory.
- It was **Aaron Graham** who hit a pair of clutch free throws for the Hatters with 7.4 seconds left to give Stetson a 103-101 lead. After a timeout, Smith was able to get free for a long-range three, his only three-point attempt of the game.
- Pegg finished with career-highs in both points (28) and rebounds (14) to record his first double-double. Graham added 14 points for the Hatters while **Chris Perez** scored 23 before fouling out late in regulation.
- The Hatters finished the game hitting 13-of-37 from three-point range while also making 22-of-30 at the free throw line. Stetson also outrebounded the Bison 46-41.

BELMONT'S INSIDE PLAY TOO MUCH FOR HATTERS

- For a half Stetson had Belmont playing at the pace they wanted. Then the second half started. The Bruins opened the period with a 12-2 run, turning a two-point deficit into an eight-point lead en route to a 84-71 victory.
- The Bruins heated up from the perimeter early in the second half, opening the door for the dominating play of senior center Mick Hedgepeth.
- Despite the best efforts of Stetson's **Adam Pegg**, **Liam McInerney** and **Willie Green**, the Hatters never found an answer for the Bruins big man. Hedgepeth finished the game with 24 points, hitting 11-of-12 from the floor, while also grabbing a game-high seven rebounds.
- The Hatters lost despite hitting a season-high 15 three-pointers. Other than four from **Aaron Graham**, Stetson got the threes from unusual locations, with Pegg hitting four and McInerney hitting three. The 15 three-pointers were the most ever by a Belmont opponent at the Curb Events Center.
- Pegg led Stetson with 20 points while Graham added 15 and **Chris Perez** had 10.

CAREER RECORD WATCH

Junior guard **Joel Naburgs** has started an assault up the Stetson career list for three-point attempts and makes. He reached the 100 3-pointers made plateau in the game at UCF and has a legitimate chance to break the school record of 170 before he finishes his playing career. Sophomore **Aaron Graham** has also started climbing and is among the best in school history in terms of 3-point percentage.

3-POINT FIELD GOALS MADE

170	Kerry Blackshear	1992-96
167	AJ Smith	2006-10
153	Derrick DeWitt	1999-04
151	Mark Lohuis	2006-10
143	Anthony Register	2002-06
143	Garrett Davis	1995-99
136	Mark Brisker	1990-92
127	Kris Thomas	2005-09
126	Ravii Givens	1999-03
122	Ehren Wallhoff	1991-95
122	Joel Naburgs	2009-
111	Kennith Johnson	1995-99
107	Jason Alexander	1994-96
102	Rob Wilkes	1989-93

3-POINT FIELD GOALS ATTEMPTED

490	AJ Smith	2006-10
473	Kerry Blackshear	1992-96
442	Derrick DeWitt	1999-04
422	Ravii Givens	1999-03
416	Kris Thomas	2005-09
412	Anthony Register	2002-06
379	Mark Brisker	1990-92
362	Joel Naburgs	2009-
342	Garrett Davis	1995-99
304	Ehren Wallhoff	1991-95
304	Kennith Johnson	1995-99
292	Rob Wilkes	1989-93
280	Jason Alexander	1994-96

3-POINT FG PERCENTAGE (minimum 50 made)

.424	Alex Urosevic (56-132)	1988-90
.420	Frank Ireland (100-238)	1987-91
.419	Gary Coachman (62-148)	1982-87
.418	Garrett Davis (143-342)	1995-99
.415	Maurice Cowan (78-188)	1988-90
.401	Ehren Wallhoff (122-304)	1991-95
.388	Bjorn Gehrke (52-134)	1987-89
.382	Jason Alexander (107-280)	1994-96
.379	Terry Johnson (86-227)	1985-89
.377	Gabe McMillen (58-154)	2003-06
.369	Aaron Graham (98-265)	2010-

GREEN POWERS HATTERS PAST UNF

- Stetson sophomore forward **Willie Green** picked a perfect time for a coming out party. The Orlando native posted career-high for points and rebounds, and had a pair of blocked shot to thwart a late come back effort and help the Hatters preserve a 68-64 victory over North Florida.
- Green finished the game with 17 points, 10 rebounds, three assists and two blocked shots to lead the Hatters to their second consecutive win. He got most of his points within inches of the rim, including four dunks.
- Stetson appeared on the verge of putting the game away mid-way through the second half when Green converted a pair of free throws to put the Hatters up by 10 points, 57-47, with 8:36 left to play. No wins have come easy this year, and this one was no exception. UNF guard Jerron Granberry got hot from the outside, knocking down a trio of three-pointers to bring the Ospreys back to within striking distance.

HATTERS WEATHER STORM TO DOWN DOLPHINS

- Twice against Jacksonville, Stetson had to dig deep to survive a tough stretch. The Hatters were able to survive both periods and, down the stretch, were able to pull away for a 73-61 victory over the Dolphins.
- Early in the game, the Hatters struggled with their perpetual nemesis – turnovers. The Hatters had 10 give-aways in the first 10 minutes of action, but came out of that stretch trailing by just four, 15-11.
- Once the Hatters started taking better care of the ball, they turned to **Adam Pegg** on the inside to get some points. Stetson managed to hit just four three-pointers in the game, but shot a blistering 71.4 percent (20-of-28) from inside the arc.
- The Hatters rode Pegg and their better protection of the ball to a 34-27 lead at half-time, but Stetson would have to weather another storm early in the second half. Stetson struggled on the defensive boards and, even though Jacksonville was unable to convert for baskets, the Dolphins drew fouls and got to the line.
- The Hatters battled through by feeding the ball inside to Pegg, who got the ball on three consecutive possessions, scoring a basket and making a pair of free throws to put Stetson back on top. The Hatters never surrendered the lead again and pushed their advantage to as many as 13 points late in the game.
- Stetson was able to build the lead by doing what JU had done in the first half, draw fouls and get to the free throw line. The Hatters hit 14-of-20 free throws in the second half and finished the game having hit 21-of-30 from the stripe.

PEGG'S EFFORTS NOT ENOUGH IN LOSS TO MERCER

- Stetson was unable to find its outside shooting touch, managing to hit just four three-pointers, in a 75-59 loss in Macon. Junior center **Adam Pegg** led three Hatters in double figures with 20 points, hitting 8-of-12 from the field.
- Stetson kept it close early on, seizing a 23-21 lead on a three-pointer from **Chris Perez** with 5:47 to go before halftime. Mercer answered to open the second on a 17-6 run. The Bears held the cold-shooting Hatters at arm's length the rest of the way.
- Pegg did solid work inside for Stetson, while guard **Joel Naburgs** scored 12 points and Perez added 11 for the Hatters.

PEREZ BOUNCES BACK TO LEAD HATTERS PAST KENNESAW STATE

- **Chris Perez** scored a career-high 24 points and grabbed seven rebounds, one shy of his career high in that category, to lead Stetson to a 66-62 victory at Kennesaw State.
- The victory snapped a five-game Stetson losing streak and marked the first A-Sun road win for Head Coach **Casey Alexander**.
- Stetson recovered from an early deficit with a 21-3 run in the final nine minutes of the first half to take a 32-21 lead into the locker room. **Aaron Graham** started the streak with a three-pointer, one of five for the Hatters during that stretch
- Junior guard **Amara Thompson** was a major part of the Hatters' effort to turn back the Owls down the stretch, scoring four points, dealing a key assist and grabbing a big rebound in the final five minutes.
- Perez went 8-for-11 from the floor to score his 24 points. Graham finished with 15 and junior center **Adam Pegg** added 10 points plus a game-high nine rebounds.

JMU'S HUMPTY HITCHENS SHOTS DUKES PAST STETSON IN OT

- On a night when Stetson's leading scorer was held without a single point, **Aaron Graham** did all that he could do to take up the slack, but the Hatters lost an overtime heartbreaker to James Madison 71-69 at UCF Arena.
- The Hatters were simply unable find an answer for the Dukes' diminutive guard Humpty Hitchens. He scored 19 of his 26 points in the second half and overtime to lift JMU to the win.
- The loss was the fifth in a row, and the toughest to swallow. Stetson had as much as a nine point lead late in regulation before Hitchens heated up, hitting four of his six three-pointers down the stretch.
- The Dukes' Devon Moore gave JMU the win in the closing seconds of overtime when he drove into the lane and scored on a short jumper with four seconds left.
- Graham scored a career-high 26 points and keyed a 15-0 second half run for the Hatters by hitting a trio of three-pointers.
- Center **Adam Pegg** did all that he could do down the stretch to keep Stetson in the game. He finished with 19 points, 11 of which came in the second half. **Joel Naburgs** also gave the Hatters a lift in the second half, scoring 10 of his 11 points after intermission.

ALL-TIME SERIES RESULTS**East Tennessee State University**

Overall Series:	ETSU leads 9-7
In DeLand:	Series tied 4-4
In Johnson City:	Series tied 3-3
Neutral Site:	ETSU leads 2-0

Date	Location	W/L	Score
12/28/72	Winter Park	L	80-58
12/8/84	DeLand	W	65-55
1/19/06	DeLand	L	81-72
1/28/06	Johnson City - ot	W	74-71
12/2/06	DeLand	L	75-61
2/22/07	Johnson City	L	84-49
3/1/07	Johnson City	L	77-61
2/10/08	DeLand	W	68-56
1/10/09	DeLand	L	73-67
2/9/09	Johnson City	W	64-63
3/4/09	Nashville	L	90-76
1/14/10	Johnson City	W	54-52
2/6/10	DeLand	L	70-65
1/10/11	Johnson City	L	62-42
2/6/11	DeLand	W	55-54
12/1/11	DeLand	W	73-65

USC Upstate

Overall Series:	Series tied 4-4
In DeLand:	Stetson leads 3-2
In Spartanburg:	USC Upstate leads 2-1
Neutral Site:	Never met

Date	Location	W/L	Score
2/8/08	DeLand	W	72-64
1/12/09	DeLand	W	56-50
2/7/09	Spartanburg, SC	L	54-53
11/30/09	Spartanburg	L	78-56
2/27/10	DeLand	W	65-60
1/8/11	Spartanburg	W	74-71
2/4/11	DeLand	L	72-59
12/17/11	DeLand	L	79-63

SHOOTING WOES COST HATTERS IN LOSS TO UCF

- On a night when Stetson had plenty of opportunities and open looks at the basket, the Hatters were never quite able to get on an offensive run and fell to homestanding UCF 80-70 to open play in the UCF Holiday Classic.
- It was the 12th consecutive time to UCF dating back to 2001.
- Stetson got off to a good start shooting, but quickly cooled. The Hatters finished the game shooting 37.5 percent from the field, compared to 51.8 percent for UCF.
- Stetson played the Knights even in the second half, but were never able to close the deficit to fewer than nine points.
- Adam Pegg** led Stetson with 17 points in the game, followed by **Chris Perez** with 15, **Aaron Graham** with 14 and Joel Naburgs with 10. The Hatters came out of the game with a season-low in turnovers with 13, but were outrebounded by the bigger Knights 43-33.

HATTERS UNABLE TO HOLD OFF HARD-CHARGING BUCS

- For the third time this season, and the second time in a week, Stetson ran out to a big early lead, only to see visiting Charleston Southern rally to an 88-81 win.
- Stetson ran out to a 13-point lead in the first half, but the Buccaneers closed the gap to 40-37 at the break.
- The Hatters lost for the third time in a row despite playing exceptionally well early in the game. Led by sophomore guard **Chris Perez**, who scored a personal career high, as well as team season-high, 23 points, Stetson was on the verge of blowing the game open in the first half.
- Stetson turned the ball over 20 times, with those mistakes leading to 15 Charleston Southern points. The Buccaneers also dominated the Hatters in the paint, out-scoring Stetson 48-32 in the lane.
- In addition to the 23 points scored by Perez, the Hatters got 14 points from **Joel Naburgs** and 10 off the bench from **Willie Green**. Junior guard **Amara Thompson** made his Stetson debut in the game and finished with five points.

HATTERS FAIL TO HOLD EARLY LEAD IN LOSS TO SPARTANS

- In a game that was very reminiscent of the Hatters' loss at Charleston Southern Stetson built a big early lead over visiting USC Upstate only to see that lead collapse.
- The Spartans cut a 12-point first half deficit down to three, 35-32, by the break and then used a 12-0 run over an almost four-minute stretch of the second half to turn the game into their favor, winning 79-63.
- Stetson finished with 20 turnovers in the game, which the Spartans turned into 30 points. The Hatters forced just 11 turnovers and converted those into 10 points.
- Stetson placed four players in double figures in the game, but none had more than the 12 scored by **Chris Perez**. Three others added 10 points each.

HOOSIERS USE STRONG SECOND HALF TO SURGE PAST STETSON

- For two long stretches at Indiana's famed Assembly Hall, the Stetson Hatters had a hard time finding an open shot, much less making one.
- After trailing by just four points at halftime, the Hatters saw Indiana go on a 21-1 run over an almost nine minute stretch during which Stetson was 0-for-5 from the field with eight turnovers. That run, and others like it, sparked the unbeaten Hoosiers to an 84-50 victory in front of 16,821 raucous fans.
- Indiana outscored the Hatters 51-21 in the second half, scoring 24 of those second half points directly off Stetson turnovers. The Hoosiers also dominated the game in the paint, outscoring Stetson 50-14 in the lane, with freshman phenom Cody Zeller accounting for a game-high 16 points.
- Chris Perez** led Stetson, which hit just 32.1 percent of its shots in the game, with 13 points. Indiana had four players score in double figures.

HATTERS GUN DOWN ETSU IN A-SUN OPENER

- Stetson missed its first four three-point attempts, and eight of their first 11 shots from the field, before sophomore **Aaron Graham** drained a three-pointer eight minutes into the game, opening the flood gates to a 73-65 victory over ETSU.
- Stetson finished the night having hit 11-of-24 three-point shots while also dominating the Buccaneers on the boards to the tune of 45-28.
- By the time Graham hit the first of his five three-pointers, the Hatters' streak of consecutive missed threes had reached 20, back to a bank-in by **Dennis Diaz** in the opening minutes against Florida.
- In addition to the career-high tying 20 points the Hatters got from Graham, whose five three-pointers also tied a career high, Stetson also got five three-pointers from junior **Joel Naburgs**.
- In addition to the 20 points by Graham and 15 from Naburgs, the Hatters also got 14 points from **Chris Perez** and 12 points and nine rebounds from **Adam Pegg**.

GATORS' THREE-POINT SHOOTING PROVES TO MUCH FOR STETSON

- On a night when the Stetson Hatters managed to make just one three-pointer, the ninth-ranked Florida Gators established a new season-high by making 14 in a 96-70 victory at the Amway Center.
- After Stetson freshman **Dennis Diaz** banked in a three-pointer just 2:45 into the game, the Hatters went 0-for-16 from beyond the arc the rest of the way.
- The Gators' outside shooting was more than enough to overcome career nights from three Stetson players, and a near career night for a fourth. Junior **Chris Perez** scored 16 of his



GENERAL INFORMATION

The Atlantic Sun Conference and Mercer University will host the 2011 General Shale Brick Atlantic Sun Conference Men's Basketball Championship inside the University Center.

The 2011 A-Sun Tournament will be held March 2-5, with quarterfinal games scheduled for Wednesday and Thursday, March 2-3, semifinals on Friday, March 4, and the championship game on Saturday, March 5.

The 2011 A-Sun Men's Basketball Championship marks the 32nd year that the league will host the championship.

CHAMPIONSHIP FORMAT

The A-Sun Championship will be a four-day single-elimination tournament. Institutions in the process of reclassifying to Division I will not participate in the championship (Florida Gulf Coast, USC Upstate). Eight teams will compete in the championship and the participants will be determined by conference winning percentage. The winner of the tournament earns the A-Sun's automatic bid into the NCAA Championship.

TICKET INFORMATION

Tournament Books

\$75 (Adults) | \$50 (Seniors 62 and older) | \$50 (Students age 12-22 years or older with Valid College Student ID) | \$20 (Youth 6-11) | Free (Age 5 and younger)

Session Tickets

\$15 (Adults) | \$10 (Senior 62 and older) | \$10 (Age 12-22 with valid college I.D.) | \$5 (Ages 6-11) | Free (Age 5 and under)

To order tickets online, go to MercerBears.com or call 478-301-5470.

team-high 20 points in the second half, falling one point shy of his career best.

- Junior center **Adam Pegg** (19 points) along with sophomore **Willie Green** (11) and Diaz (9, all in the first half) all set career highs.

CHARLESTON SOUTHERN BOMBS WAY PAST HATTERS

- After holding home-standing Charleston Southern to just one three-point basket in the first half, Stetson was unable to stem the tide of long-range bombs in the second half and fell to the Buccaneers 73-64.
- The primary thorn in Stetson's side in the second half was junior forward Mathiang Muo who matched his season total with six three-pointers in the second half.
- The Bucs fully erased what had been a 12-point Stetson lead in the first half when junior Jeremy Sexton hit a three-pointer with 15:22 left to play.
- Stetson sophomore **Aaron Graham** did all that he could do to keep the Hatters in the game. He tied his career-high with five three-pointers, all in the second half, but fouled out in the final seconds with a season-high 17 points.
- Combined with junior **Joel Naburgs**, who scored 12 points in the game, 10 of which came in the second half, the Hatters managed just 10 other points after halftime.

HATTERS SURVIVE TO DOWN SAINT LEO

- The Hatters got all they wanted and more from Division II Saint Leo but were able to survive their Gladiatorial showdown with the visiting Lions to take a 74-69 victory.
- The showdown was very much still in doubt entering the final minute of action when Hatters junior forward **Liam McInerney** put back a missed jumper by **Chris Perez** and drew a foul. The old-fashioned three-point play broke a 67-all tie.
- Stetson was able to put the game away at the free throw line as sophomore **Aaron Graham** connected on four straight in the final 25 seconds to secure the victory.
- Junior **Adam Pegg** did his part in the game, leading the Hatters with 17 points while grabbing eight rebounds and dishing six assists. Stetson was unable to convert as often from the outside as it needed to, however, hitting just 10-of-29 from three-point range.

SEMINOLES' SIZE PROVES TOO MUCH

- The Hatters tried to take away FSU's height advantage by shooting the ball from the perimeter. The plan was good enough to keep Stetson close but, in the end, it was the inside domination of the Seminoles that led Florida State to a 79-66 victory.
- It was the Seminoles' 17th consecutive victory over Stetson, dating back to 1975, and was FSU's 25th consecutive non-conference victory over an in-state opponent.
- The Hatters took aim from outside, and hit 10 of their 33 three-point attempts in the game, but the Seminoles dominated in the paint, outscoring Stetson 48-26 in the lane.
- Stetson had four players score in double figures in the game, led by 14 points from **Joel Naburgs**, who was just two-of-10 from three-point range. **Chris Perez** and **J.R. Weston** finished with 11 points each while **Aaron Graham** had 10.
- At the end of the night, the Hatters held their own on the boards, getting out-rebounded just 36-34, and turnovers were even at 17 each.

STETSON QUIETS RATTLERS

- The Hatters overcame another rash of turnovers, but exerted their dominance on the glass against homestanding Florida A&M to take a 78-60 victory.
- Stetson turned the ball over 26 times, but FAMU gave the ball back to the Hatters 19 times. Stetson was able to build a lead by beating the Rattlers on the boards to the tune of a 54-31 advantage.
- The game was still in doubt until inside of eight minutes were left when junior **Adam Pegg** stepped out and drained a long three-pointer and **Chris Perez** followed on the next Hatters with a three-pointer of his own, pushing the Stetson lead to 22.
- Pegg led all scorers in the game with 15. The Hatters also got 13 points from **Liam McInerney**, who hit a pair of three-pointers in the game, and 12 from Perez. Of the 11 Hatters who saw action in the game, 10 scored.
- **Joel Naburgs** hit just two shots in the game for Stetson, both from three-point range, but finished the night with a career-high 11 rebounds.

OPENING WITH A VICTORY

- The Hatters did not give a picture-perfect performance, but they did enough to take a 65-60 victory over Bethune-Cookman in the season-opener for both teams.
- The game featured 48 turnovers, including 29 by the Hatters, to go with 46 personal fouls. The 29 turnovers for Stetson were the most in a game since having 32 in a 68-65 loss at Troy in January 26, 2002.
- The Stetson defense made the difference in the game, holding the Wildcats to just 26 percent shooting from the floor. Before the Hatters edged ahead for the win, the game featured 14 lead changes and 10 ties.

SEASON SUPERLATIVES

STETSON TEAM GAME (HIGHS AND LOWS)

POINTS	High	103	at Lipscomb (1/16/12)
	Low	45	at Savannah State (1/23/12)
POINTS (HALF)	High	54	at North Florida (2/4/12)
	Low	13	at Savannah State (1/23/12)
FG MADE	High	37	vs Belmont (2/13/12)
	Low	17	two times
FG ATTEMPTS	High	74	at Lipscomb (1/16/12)
	Low	42	vs. Bethune-Cookman (11/11/11)
3PT FG MADE	High	15	two times
	Low	1	two times
3PT FG ATTEMPTS	High	37	at Lipscomb (1/16/12)
	Low	10	at Savannah State (1/23/12)
3PT FG PERCENTAGE	High	.545 (24-44)	vs. Jacksonville (1/7/12)
	Low	.059 (1-17)	vs Florida (11/28/11)
FT MADE	High	24	two times
	Low	4	vs Belmont (2/13/12)
FT ATTEMPTS	High	32	vs Lipscomb (2/11/12)
	Low	9	two times
FT PERCENTAGE	High	.905 (19-21)	at Florida A&M (11/14/11)
	Low	.435 (10-23)	at Savannah State (1/23/12)
REBOUNDS	High	54	at Florida A&M (11/14/11)
	Low	26	two times
ASSISTS	High	24	vs Belmont (2/13/12)
	Low	7	three times
STEALS	High	10	vs Mercer (1/28/12)
	Low	3	vs. Saint Leo (11/19/11)
BLOCKED SHOTS	High	6	vs. Mercer (1/28/12)
	Low	0	two times
TURNOVERS	High	29	vs. Bethune-Cookman (11/11/11)
	Low	8	at North Florida (2/4/12)
FOULS	High	31	vs Lipscomb (2/11/12)
	Low	13	three times

STETSON INDIVIDUAL GAME HIGHS

POINTS	31	Adam Pegg vs Belmont (2/13/12)
FG MADE	13	Adam Pegg vs Belmont (2/13/12)
FG ATTEMPTS	19	two times
FG PCT (min 5 made)	.833 (5-6)	Liam McInerney at Florida A&M (11/14/11)
3FG MADE	5	six times
3FG ATTEMPTS	12	Aaron Graham at Lipscomb (1/16/12)
3FG PCT (min 2 made)	1.000 (2-2)	Liam McInerney vs. Saint Leo (11/19/11)
FT MADE	9	three times
FT ATTEMPTS	13	Aaron Graham at FGCU (2/17/12)
FT PCT (min 5 made)	1.000 (8-8)	Aaron Graham vs. Saint Leo (11/19/11)
REBOUNDS	14	Adam Pegg at Lipscomb (1/16/12)
ASSISTS	7	two times
STEALS	5	Liam McInerney vs. North Florida (1/9/12)
BLOCKED SHOTS	3	two times
TURNOVERS	7	two times

OPPONENT TEAM GAME (HIGHS AND LOWS)

POINTS	High	106	vs Belmont (2/13/12)
	Low	59	vs Kennesaw State (1/30/12)
POINTS (HALF)	High	56	vs Belmont (2/13/12) - 1st
	Low	21	at Kennesaw State (1/2/12)
FG MADE	High	41	at Lipscomb (1/16/12)
	Low	19	vs. Bethune-Cookman (11/11/11)
FG ATTEMPTS	High	79	at FGCU (2/17/12)
	Low	48	vs. Mercer (1/28/12)
3PT FG MADE	High	14	two times
	Low	2	two times
3PT FG ATTEMPTS	High	40	at FGCU (2/17/12)
	Low	10	at Florida State (11/16/11)
3PT FG PERCENTAGE	High	.600 (12-20)	vs Belmont (2/13/12)
	Low	.125 (2-16)	at Florida A&M (11/14/11)
FT MADE	High	30	vs Lipscomb (2/11/12)
	Low	4	vs. North Florida (1/9/12)
FT ATTEMPTS	High	42	vs Lipscomb (2/11/12)
	Low	9	at FGCU (2/17/12)
FT PERCENTAGE	High	.952 (20-21)	vs Belmont (2/13/12)
	Low	.333 (4-12)	vs. North Florida (1/9/12)
REBOUNDS	High	50	at Savannah State (1/23/12)
	Low	24	vs. Saint Leo (11/19/11)
ASSISTS	High	23	vs. Mercer (1/28/12)
	Low	6	vs. Bethune-Cookman (11/11/11)
STEALS	High	17	at Charleston Southern (11/21/11)
	Low	2	vs. North Florida (1/9/12)
BLOCKED SHOTS	High	7	at Indiana (12/4/11)
	Low	0	vs. Saint Leo (11/19/11)
TURNOVERS	High	19	three times
	Low	9	at Indiana (12/4/11)
FOULS	High	24	two times
	Low	10	at Indiana (12/4/11)

OPPONENTS INDIVIDUAL GAME HIGHS

POINTS	28	Aloys Cabell, at Jacksonville (2/6/12)
FG MADE	11	Mick Hedgepeth, at Belmont (1/14/12)
FG ATTEMPTS	21	Humpty Hitchens, James Madison (12/30/11)
FG PCT (min 5 made)	1.000 (6-6)	Deividas Dulkys, at Florida State (11/16/11)
3FG MADE	6	four times
3FG ATTEMPTS	14	Humpty Hitchens, James Madison (12/30/11)
3FG PCT (min 2 made)	1.000 (6-6)	Jerron Granberry, at North Florida (2/4/12)
FT MADE	9	three times
FT ATTEMPTS	11	two times
FT PCT (min 5 made)	1.000 (8-8)	Brett Comer vs Florida Gulf Coast (1/20/12)
REBOUNDS	15	Garrus Holloman, B-CU (11/11/11)
ASSISTS	12	Saah Nimley, Charleston Southern (12/21/11)
STEALS	7	Kelvin Martin at Charleston Southern (11/21/11)
BLOCKED SHOTS	4	Cody Zeller, at Indiana (12/4/11)
TURNOVERS	6	Saah Nimley, Charleston Southern (12/21/11)

THE LAST TIME...**Team****Scoring**

Scored 100 Points	L 104-103 at Lipscomb, 1-16-12.....	8 games
Scored 90 Points	L 106-93 vs Belmont, 2-13-12.....	1 games
Scored 80 Points	W 86-80 at Florida Gulf Coast, 2-17-12.....	0 games
Had a 20 Point Win	20 (59-39) vs. Kennesaw State, 2-14-09.....	92 games
Had a 30 Point Win	45 (80-35) vs. Webber Int'l, 12-17-08.....	109 games
Had a 40 Point Win	45 (80-35) vs. Webber Int'l, 12-17-08.....	109 games
Had a 20 Point Loss	35 (75-45) at Savannah State 1-23-12.....	7 games
Had a 30 Point Loss	35 (75-45) at Savannah State 1-23-12.....	7 games
Had a 40 Point Loss	42 (38-80) at Florida State, 11-18-09.....	83 games

Miscellaneous

Did not hit 3-pointer (game)	0 at Colorado State, 12-28-04.....	224 games
Did not hit 3-pointer (half)	35 (75-45) at Savannah State 1-23-12.....	7 games

Streaks

Won 9 in a row	Feb. 6 - Mar. 2, 2006
Lost 10 in a row	Nov. 18, 2005 - Dec. 27, 2005

Wins and Losses

Defeated Ranked Opponent	New Mexico, 2/2/1974 (#17 AP Poll) Louisville, 1/17/1970 (#18 AP Poll) Miami, 2/11/1960 (#10 AP Poll)
Lost to Division II or lower	Nov. 26, 2010 (Palm Beach Atlantic)

Individual**Scoring**

Scored 20 Points	23 by Adam Pegg at Florida Gulf Coast, 2-17-12.....	0 games
Scored 25 Points	31 by Adam Pegg vs Belmont, 2-13-12.....	1 games
Scored 30 Points	31 by Adam Pegg vs Belmont, 2-13-12.....	1 games
Scored 35 Points	36 by Jason Alexander vs. Florida International, 2-24-96.....	453 games
Two Hatters with 20 Points	24 by Aaron Graham & 22 by Chris Perez at North Florida, 2-4-12.....	4 games
Three Hatters with 20 Points	A. Pegg (28), A. Graham (24), C. Perez (23) at Lipscomb, 1-16-12.....	9 games

Rebounding

Recorded 10 Rebounds	11 by Chris Perez vs. Lipscomb, 2-11-12.....	2 games
Recorded 15 Rebounds	16 by Garfield Blair vs. Mercer, 2-16-09.....	90 games
Recorded 20 Rebounds	20 by Randy Anderson vs. Centenary, 1-15-87.....	756 games

Shooting (min. 5 att.)

Perfect from field	7-7 by Kris Thomas vs. FGCU, 2-23-08.....	117 games
Perfect from the FT line	5-5 by Joel Naburgs vs Lipscomb, 2-11-12.....	2 games

Shooting (min. 10 att.)

Perfect from the FT line	10-10 by Joel Naburgs vs. Lipscomb, 1-3-11.....	45 games
--------------------------	---	----------

Miscellaneous

Recorded 10 Assists	13 by Alexis McMillan vs. Florida Atlantic, 2-23-02.....	359 games
Recorded 5 Three Pointers	5 by Adam Pegg vs Belmont, 2-13-12.....	1 games
Recorded 5 Steals	5, by Liam McInerney vs North Florida, 1-9-12.....	11 games
Recorded 5 Blocks	5 by Chad Lambert vs. College of Charleston, 2-10-96.....	182 games
Had a double-double	24p/10r by Adam Pegg vs. Florida Gulf Coast, 1-20-12.....	8 games
Had a triple-double	never accomplished	
Played a complete game	40 minutes by Luis Jacobo vs Jacksonville, 2-26-2011.....	27 games



NOTES AND INTANGIBLES

- Was a three-time All-State selection at DeLand High School and was named Volusia County Player of the Year for the 2010-11 season.
- Helped his team to a 25-4 record during his senior season before falling in the regional championship game.
- Helped his AAU team to a 16U National Championship.
- Dished out a career-high four assists in the win over Saint Leo.
- Scored all of his career-high nine points in the first half against Florida. Made the Hatters' only three-pointer in the game.
- Made his first collegiate start in the win over East Tennessee State on Dec. 1.

2011-12 GAME-BY-GAME

1
DENNIS DIAZ
 G • 6-4 • 180 • FR • HS
 DELTONA, FLORIDA
 DE LAND HIGH SCHOOL

THE DIAZ FILE

PERSONAL

Full Name
 Dennis Diaz, Jr.

Birthdate
 December 20, 1991

Birth Place
 Fontana, California

Major
 Sport Management

CAREER HIGHS

Points
 9 vs. Florida [11/28/11]

Rebounds
 5 vs Saint Leo [11/19/11]

Assists
 4 vs Saint Leo [11/19/11]

Blocks
 1 vs Saint Leo [11/19/11]

Steals
 2 vs Mercer [1/28/12]

Field Goals
 3, three times

Field Goal Attempts
 7 vs Lipscomb [2/11/12]

3-Point Field Goals
 2 vs Kennesaw St. [1/30/12]

3-Point FG Attempts
 4, two times

Free Throws
 2, three times

Free Throw Attempts
 4 at Savannah St. [1/23/12]

Minutes Played
 21 vs Lipscomb [2/11/12]

MISCELLANEOUS

STETSON Record
 Double-Figure Pts 0 (0-0)
 Led team in Pts 0 (0-0)
 20+ Points 0 (0-0)
 5+ Assists 0 (0-0)
 5+ Rebounds 0 (0-0)

Opponent	Date	gs	min	Total		3-Pointers		Free throws		Rebounds				pf	a	t/o	blk	stl	pts	avg	
				fg-fga	pct	3fg-fga	pct	ft-fga	pct	off	def	tot	avg								
BETHUNE-COOKMAN	11/11/11		16	3-4	.750	0-1	.000	0-0	.000	0	3	3	3.0	1	2	2	0	0	6	6.0	
at Florida A&M	11/14/11		12	2-4	.500	1-2	.500	0-0	.000	0	3	3	3.0	1	0	2	0	1	5	5.5	
at Florida State	11/16/11		11	1-2	.500	1-2	.500	0-0	.000	0	0	0	2.0	1	0	1	0	1	3	4.7	
SAINT LEO	11/19/11		19	2-5	.400	1-3	.333	0-0	.000	2	3	5	2.8	2	4	1	1	0	5	4.8	
at Charleston Southern	11/21/11		9	1-2	.500	1-2	.500	0-0	.000	0	2	2	2.6	0	0	1	0	0	3	4.4	
vs Florida	11/28/11		17	3-5	.600	1-3	.333	2-2	1.000	1	2	3	2.7	1	1	4	0	0	9	5.2	
ETSU	12/01/11	*	11	0-2	.000	0-2	.000	0-0	.000	0	1	1	2.4	0	3	2	0	0	0	4.4	
at Indiana	12/04/11		3	0-0	.000	0-0	.000	0-0	.000	0	0	0	2.1	0	0	0	0	0	0	3.9	
USC UPSTATE	12/17/11		14	1-3	.333	0-2	.000	0-0	.000	0	1	1	2.0	2	0	2	0	1	2	3.7	
CHARLESTON SOUTHER	12/21/11		10	1-6	.167	1-4	.250	2-2	1.000	2	0	2	2.0	1	0	1	0	0	5	3.8	
at UCF	12/29/11		8	0-2	.000	0-0	.000	0-0	.000	0	1	1	1.9	0	1	1	0	0	0	3.5	
vs James Madison	12/30/11		13	1-2	.500	0-1	.000	0-0	.000	1	0	1	1.8	2	0	2	0	0	2	3.3	
at Kennesaw State	01/02/12		4	1-3	.333	1-2	.500	0-0	.000	1	0	1	1.8	0	0	2	0	0	3	3.3	
at Mercer	01/04/12		8	1-2	.500	1-2	.500	0-0	.000	0	0	0	1.6	2	1	0	0	0	3	3.3	
JACKSONVILLE	01/07/12		6	0-0	.000	0-0	.000	0-0	.000	0	0	0	1.5	1	0	0	0	0	0	3.1	
NORTH FLORIDA	01/09/12		5	0-0	.000	0-0	.000	0-0	.000	0	0	0	1.4	0	0	1	0	0	0	2.9	
at Belmont	01/14/12		11	1-4	.250	1-3	.333	0-0	.000	0	0	0	1.4	0	0	0	0	0	3	2.9	
at Lipscomb	01/16/12		12	2-4	.500	1-3	.333	0-0	.000	1	1	2	1.4	2	1	1	0	0	5	3.0	
FGCU	01/20/12		8	0-2	.000	0-2	.000	1-2	.500	0	0	0	1.3	1	1	2	0	1	1	2.9	
at Savannah State	01/23/12		11	0-2	.000	0-1	.000	2-4	.500	1	2	3	1.4	2	0	1	0	1	2	2.9	
MERCER	01/28/12		10	0-2	.000	0-2	.000	0-0	.000	0	0	0	1.3	4	1	2	0	2	0	2.7	
KENNESAW STATE	01/30/12		11	2-3	.667	2-3	.667	0-0	.000	1	2	3	1.4	0	0	0	0	1	6	2.9	
at North Florida	02/04/12		5	0-1	.000	0-1	.000	0-0	.000	0	0	0	1.3	1	0	0	0	0	0	2.7	
at Jacksonville	02/06/12		6	0-1	.000	0-1	.000	0-0	.000	0	0	0	1.3	5	1	2	0	0	0	2.6	
LIPSCOMB	02/11/12		21	3-7	.429	1-4	.250	0-0	.000	1	3	4	1.4	5	3	1	0	1	7	2.8	
BELMONT	02/13/12		7	1-2	.500	1-1	1.000	0-0	.000	1	1	2	1.4	1	1	2	0	0	3	2.8	
at FGCU	02/17/12		9	0-0	.000	0-0	.000	0-0	.000	0	0	0	1.4	1	0	1	0	0	0	2.7	
Totals			1	277	26-70	.371	14-47	.298	7-10	.700	12	25	37	1.4	36	20	34	1	9	73	2.7

Games played: 27
 Minutes/game: 10.3
 Points/game: 2.7
 FG Pct: 37.1
 3FG Pct: 29.8
 FT Pct: 70.0

Rebounds/game: 1.4
 Assists/game: 0.7
 Turnovers/game: 1.3
 Assist/turnover ratio: 0.6
 Steals/game: 0.3
 Blocks/game: 0.0

DIAZ CAREER STATISTICS (OVERALL)

Year	GP-GS	Min-Avg	FG-A	Pct	3FG-A	Pct	FT-A	Pct	Off-Def-Tot	Avg	PF-D	A	TO	B	S	TP	Avg
2011-12	27-1	277-10.3	26-70	.371	14-47	.298	7-10	.700	12-25-37	1.4	36-2	20	34	1	9	73	2.7
TOTAL	27-1	277-10.3	26-70	.371	14-47	.298	7-10	.700	12-25-37	1.4	36-2	20	34	1	9	73	2.7

DIAZ CAREER STATISTICS (ATLANTIC SUN ONLY)

Year	GP-GS	Min-Avg	FG-A	Pct	3FG-A	Pct	FT-A	Pct	Off-Def-Tot	Avg	PF-D	A	TO	B	S	TP	Avg
2011-12	16-1	148-9.3	12-36	.333	8-28	.286	1-2	.500	5-9-14	0.9	25-2	12	18	0	6	33	2.1
TOTAL	16-1	148-9.3	12-36	.333	8-28	.286	1-2	.500	5-9-14	0.9	25-2	12	18	0	6	33	2.1



NOTES AND INTANGIBLES

- Redshirted in 2009-10 at Western Kentucky before playing the 2010-11 season at Daytona State College.
- Averaged 5.3 points and 2.9 rebounds per game as a freshman at DSC, playing in 32 games.
- Finished his prep career at Olympia HS with more than 1,000 points, 750 rebounds and 400 blocked shots.
- Helped Olympia to a 29-5 record as a senior and a runner-up finish in Class 6A.
- Scored 10 points with five rebounds in a career-high 30 minutes of action against Charleston Southern (12/21).
- Posted his first career double-double with career highs for both points (17) and rebounds (10) against North Florida (1/9).
- Tied his career-high, scoring 17 points in the overtime home loss to Lipscomb.

2011-12 GAME-BY-GAME

3

WILLIE GREEN

F ● 6-7 ● 195 ● SO ● JC
ORLANDO, FLORIDA
OLYMPIA HS / WKU / DAYTONA ST.

THE GREEN FILE

PERSONAL

Full Name
William Jerand Green III
Birthdate
August 28, 1991
Birth Place
Orlando, Florida
Major
Sports Business

CAREER HIGHS

Points
17, two times
Rebounds
10 vs North Florida [1/9/12]
Assists
3, four times
Blocks
3, two times
Steals
1, 10 times
Field Goals
7 vs. North Florida [1/9/12]
Field Goal Attempts
9, four times
3-Point Field Goals
1, three times
3-Point FG Attempts
2, three times
Free Throws
7 vs Lipscomb [2/11/12]
Free Throw Attempts
9 vs Lipscomb [2/11/12]
Minutes Played
30 vs. CSU [12/21/11]

MISCELLANEOUS

STETSON Record

Double-Figure Pts 8 (2-6)
Led team in Pts 1 (1-0)
20+ Points 0 (0-0)
3+ Blocks 2 (1-1)
5+ Rebounds 9 (2-7)

Opponent	Date	gs	min	Total		3-Pointers		Free throws		Rebounds				pf	a	t/o	blk	stl	pts	avg	
				fg-fga	pct	3fg-fga	pct	ft-fa	pct	off	def	tot	avg								
BETHUNE-COOKMAN	11/11/11		17	1-3	.333	0-0	.000	1-2	.500	1	0	1	1.0	0	2	3	2	1	3	3.0	
at Florida A&M	11/14/11		21	2-7	.286	0-1	.000	0-0	.000	1	3	4	2.5	2	2	3	1	0	4	3.5	
at Florida State	11/16/11		17	1-3	.333	0-1	.000	1-2	.500	1	7	8	4.3	1	2	3	0	1	3	3.3	
SAINT LEO	11/19/11		17	3-4	.750	0-0	.000	1-2	.500	1	1	2	3.8	2	2	3	2	0	7	4.3	
at Charleston Southern	11/21/11		20	3-7	.429	0-0	.000	0-0	.000	2	0	2	3.4	3	1	2	2	1	6	4.6	
vs Florida	11/28/11		23	5-7	.714	0-0	.000	1-3	.333	0	5	5	3.7	1	0	2	1	0	11	5.7	
ETSU	12/01/11		23	2-5	.400	0-0	.000	1-4	.250	2	3	5	3.9	1	1	1	1	0	5	5.6	
at Indiana	12/04/11		23	2-5	.400	0-0	.000	1-2	.500	1	1	2	3.6	2	0	0	0	0	5	5.5	
USC UPSTATE	12/17/11		16	1-4	.250	0-0	.000	4-4	1.000	2	1	3	3.6	1	1	3	2	0	6	5.6	
CHARLESTON SOUTHER	12/21/11		30	4-7	.571	1-1	1.000	1-1	1.000	1	4	5	3.7	1	2	2	2	1	10	6.0	
at UCF	12/29/11		23	3-6	.500	1-2	.500	0-0	.000	1	3	4	3.7	3	3	2	3	0	7	6.1	
vs James Madison	12/30/11		20	2-3	.667	0-1	.000	0-0	.000	1	1	2	3.6	1	0	2	2	0	4	5.9	
at Kennesaw State	01/02/12		19	0-1	.000	0-0	.000	0-0	.000	1	3	4	3.6	2	0	0	2	0	0	5.5	
at Mercer	01/04/12		17	2-6	.333	0-2	.000	0-0	.000	3	3	6	3.8	3	0	0	1	0	4	5.4	
JACKSONVILLE	01/07/12		23	2-4	.500	1-2	.500	2-2	1.000	0	5	5	3.9	0	3	2	1	1	7	5.5	
NORTH FLORIDA	01/09/12		24	7-9	.778	0-1	.000	3-4	.750	4	6	10	4.3	1	3	1	2	0	17	6.2	
at Belmont	01/14/12		23	3-5	.600	0-1	.000	2-2	1.000	2	5	7	4.4	2	1	1	1	1	8	6.3	
at Lipscomb	01/16/12		29	2-3	.667	0-0	.000	0-0	.000	0	2	2	4.3	3	3	0	1	1	4	6.2	
FGCU	01/20/12		23	4-9	.444	0-1	.000	2-4	.500	4	0	4	4.3	1	2	1	0	0	10	6.4	
at Savannah State	01/23/12		18	4-7	.571	0-0	.000	2-6	.333	4	3	7	4.4	1	0	0	2	0	10	6.6	
MERCER	01/28/12		27	0-2	.000	0-1	.000	2-3	.667	2	4	6	4.5	0	1	1	2	0	2	6.3	
KENNESAW STATE	01/30/12		16	4-7	.571	0-0	.000	2-2	1.000	2	1	3	4.4	1	1	1	3	1	10	6.5	
at North Florida	02/04/12		29	6-9	.667	0-1	.000	2-4	.500	3	3	6	4.5	3	0	0	0	1	14	6.8	
at Jacksonville	02/06/12		23	3-5	.600	0-0	.000	0-1	.000	2	3	5	4.5	0	1	3	2	0	6	6.8	
LIPSCOMB	02/11/12		26	5-9	.556	0-1	.000	7-9	.778	1	4	5	4.5	4	2	0	0	1	17	7.2	
BELMONT	02/13/12		22	4-5	.800	0-0	.000	1-2	.500	3	4	7	4.6	1	2	1	1	0	9	7.3	
at FGCU	02/17/12		24	2-4	.500	0-0	.000	6-7	.857	3	2	5	4.6	1	2	1	0	0	10	7.4	
Totals			0	593	77-146	.527	3-16	.188	42-66	.636	48	77	125	4.6	41	37	38	36	10	199	7.4

Games played: 27
Minutes/game: 22.0
Points/game: 7.4
FG Pct: 52.7
3FG Pct: 18.8
FT Pct: 63.6


Rebounds/game: 4.6
Assists/game: 1.4
Turnovers/game: 1.4
Assist/turnover ratio: 1.0
Steals/game: 0.4
Blocks/game: 1.3

GREEN CAREER STATISTICS (OVERALL)

Year	GP-GS	Min-Avg	FG-A	Pct	3FG-A	Pct	FT-A	Pct	Off-Def-Tot	Avg	PF-D	A	TO	B	S	TP	Avg
2011-12	27-0	593-22.0	77-146	.527	3-16	.188	42-66	.636	48-77-125	4.6	41-0	37	38	36	10	199	7.4
TOTAL	27-0	593-22.0	77-146	.527	3-16	.188	42-66	.636	48-77-125	4.6	41-0	37	38	36	10	199	7.4

GREEN CAREER STATISTICS (ATLANTIC SUN ONLY)

Year	GP-GS	Min-Avg	FG-A	Pct	3FG-A	Pct	FT-A	Pct	Off-Def-Tot	Avg	PF-D	A	TO	B	S	TP	Avg
2011-12	16-0	364-22.8	47-87	.540	1-10	.100	34-48	.708	34-49-83	5.2	24-0	23	16	19	6	129	8.1
TOTAL	16-0	364-22.8	47-87	.540	1-10	.100	34-48	.708	34-49-83	5.2	24-0	23	16	19	6	129	8.1



NOTES AND INTANGIBLES

- Played a career-high six minutes in the season-opener against Bethune-Cookman.
- Tied that mark with six minutes of action against Lipscomb.

2011-12 GAME-BY-GAME

Opponent	Date	gs	min	Total		3-Pointers		Free throws		Rebounds				pf	a	t/o	blk	stl	pts	avg
				fg-fga	pct	3fg-fga	pct	ft-fa	pct	off	def	tot	avg							
BETHUNE-COOKMAN	11/11/11	6		0-0	.000	0-0	.000	0-0	.000	0	1	1	1.0	2	2	1	0	0	0	0.0
at Florida A&M	11/14/11	2		0-1	.000	0-0	.000	0-0	.000	0	0	0	0.5	0	0	0	0	0	0	0.0
SAINT LEO	11/19/11	4		0-0	.000	0-0	.000	0-0	.000	0	1	1	0.7	0	0	0	0	0	0	0.0
at Indiana	12/04/11	3		0-0	.000	0-0	.000	0-0	.000	0	0	0	0.5	0	0	0	0	0	0	0.0
at Savannah State	01/23/12	4		0-0	.000	0-0	.000	0-0	.000	0	0	0	0.4	0	1	0	0	0	0	0.0
LIPSCOMB	02/11/12	6		0-0	.000	0-0	.000	0-0	.000	0	0	0	0.3	0	0	0	0	0	0	0.0
Totals		0	25	0-1	.000	0-0	.000	0-0	.000	0	2	2	0.3	2	3	1	0	0	0	0.0

Games played: 6
 Minutes/game: 4.2
 FG Pct: 0.0

Rebounds/game: 0.3
 Assists/game: 0.5
 Turnovers/game: 0.2
 Assist/turnover ratio: 3.0

4

DIEGO MORALES

G • 6-0 • 170 • JR • SQ

ORLANDO, FLORIDA

FREEDOM HS

THE MORALES FILE

PERSONAL

Full Name

Diego Morales

Birthdate

December 16, 1990

Birth Place

Madrid, Spain

Major

Sport Management

CAREER HIGHS

Points

4 at Florida State [12/15/10]

Rebounds

1, two times

Assists

2 vs. B-CU [11/11/11]

Blocks

0

Steals

0

Field Goals

1 at Florida State [12/15/10]

Field Goal Attempts

2 at Florida State [12/15/10]

3-Point Field Goals

0

3-Point FG Attempts

0

Free Throws

2 at Florida State [12/15/10]

Free Throw Attempts

3 at Florida State [12/14/10]

Minutes Played

6, two times

MISCELLANEOUS

STETSON Record

Double-Figure Pts 0 (0-0)

Led team in Pts 0 (0-0)

20+ Points 0 (0-0)

5+ Assists 0 (0-0)

5+ Rebounds 0 (0-0)

MORALES CAREER STATISTICS (OVERALL)

Year	GP-GS	Min-Avg	FG-A	Pct	3FG-A	Pct	FT-A	Pct	Off-Def-Tot	Avg	PF-D	A	TO	B	S	TP	Avg
2010-11	2-0	3-1.5	1-2	.500	0-0	.000	2-3	.667	0-0-0	0.0	0-0	0	0	0	0	4	2.0
2011-12	6-0	25-4.2	0-1	.000	0-0	.000	0-0	.000	0-2-2	0.3	2-0	3	1	0	0	0	0.0
TOTAL	8-0	28-3.5	1-3	.333	0-0	.000	2-3	.667	0-2-2	0.3	2-0	3	1	0	0	4	0.5

MORALES CAREER STATISTICS (ATLANTIC SUN ONLY)

Year	GP-GS	Min-Avg	FG-A	Pct	3FG-A	Pct	FT-A	Pct	Off-Def-Tot	Avg	PF-D	A	TO	B	S	TP	Avg
2010-11	0-0	0-0.0	0-0	.000	0-0	.000	0-0	.000	0-0-0	0.0	0-0	0	0	0	0	0	0.0
2011-12	1-0	6-6.0	0-0	.000	0-0	.000	0-0	.000	0-0-0	0.0	0-0	0	0	0	0	0	0.0
TOTAL	1-0	6-6.0	0-0	.000	0-0	.000	0-0	.000	0-0-0	0.0	0-0	0	0	0	0	0	0.0



NOTES AND INTANGIBLES

- Saw action in 30 games as a redshirt freshman, starting 16 ... Averaged 6.1 points and 2.3 rebounds per outing.
- Career high 20 points against UNF in 2010-11 came on 5-of-9 shooting, including 5-of-6 from three-point range.
- Posted his first career double-double with 12 points and 10 rebounds in the season-opening victory over Bethune-Cookman.
- Tied his career high by hitting five three-pointers in the loss at Charleston Southern and again in win over ETSU.
- Again tied his career-high with five three-pointers against James Madison, scoring a career-best 26 points.
- Was named the UCF Holiday Classic All-Tournament teams after averaging 20.0 points in the two games in Orlando.
- Poured in 24 points in Stetson's 104-103 overtime loss at Lipscomb.
- Scored 19 points in just 21 minutes against Florida Gulf Coast.
- Poured in a team-high 24 points at North Florida and came up just short on a game-tying three-pointer at the final horn.

2011-12 GAME-BY-GAME

11

AARON GRAHAM

G • 6-4 • 185 • SO • 1L

MIRAMAR, FLORIDA
WESTMINSTER ACADEMY

**THE GRAHAM FILE
PERSONAL**

Full Name

Aaron Graham

Birthdate

October 21, 1991

Birth Place

Queens, New York

Major

Business Management

CAREER HIGHS

Points

26 vs. JMU [12/30/11]

Rebounds

10 vs. B-CU [11/11/11]

Assists

7 vs. ETSU [12/1/11]

Blocks

2, two times

Steals

4 vs Mercer [1/28/12]

Field Goals

9 vs JMU [12/30/11]

Field Goal Attempts

17, two times

3-Point Field Goals

5, five times

3-Point FG Attempts

12 at Lipscomb [1/16/12]

Free Throws

9, three times

Free Throw Attempts

13 at FGCU [2/17/12]

Minutes Played

36, two times

MISCELLANEOUS

STETSON Record

Double-Figure Pts 25 (10-15)

Led team in Pts 8 (3-5)

20+ Points 6 (2-4)

5+ Assists 4 (2-2)

5+ Rebounds 13 (4-9)

Opponent	Date	gs	min	Total		3-Pointers		Free throws		Rebounds				pf	a	t/o	blk	stl	pts	avg	
				fg-fga	pct	3fg-fga	pct	ft-fa	pct	off	def	tot	avg								
BETHUNE-COOKMAN	11/11/11	*	25	4-6	.667	3-4	.750	1-2	.500	0	10	10	10.0	3	0	4	0	2	12	12.0	
at Florida A&M	11/14/11	*	22	4-11	.364	0-2	.000	1-1	1.000	2	6	8	9.0	3	3	2	0	1	9	10.5	
at Florida State	11/16/11	*	27	4-17	.235	2-8	.250	0-0	.000	3	2	5	7.7	0	4	3	0	2	10	10.3	
SAINT LEO	11/19/11	*	18	0-5	.000	0-4	.000	8-8	1.000	1	2	3	6.5	2	2	2	0	1	8	9.8	
at Charleston Southern	11/21/11	*	26	6-11	.545	5-8	.625	0-1	.000	0	5	5	6.2	5	2	7	0	0	17	11.2	
vs Florida	11/28/11	*	26	1-7	.143	0-4	.000	2-2	1.000	0	2	2	5.5	4	4	3	2	0	4	10.0	
ETSU	12/01/11	*	35	6-10	.600	5-7	.714	3-5	.600	0	4	4	5.3	3	7	3	0	2	20	11.4	
at Indiana	12/04/11	*	27	3-8	.375	2-5	.400	0-0	.000	2	4	6	5.4	2	3	5	0	2	8	11.0	
USC UPSTATE	12/17/11	*	34	3-8	.375	2-6	.333	2-3	.667	0	4	4	5.2	4	3	1	0	1	10	10.9	
CHARLESTON SOUTHER	12/21/11	*	29	3-6	.500	3-6	.500	0-0	.000	2	4	6	5.3	5	6	1	0	3	9	10.7	
at UCF	12/29/11	*	24	3-9	.333	2-6	.333	6-7	.857	2	0	2	5.0	3	2	1	0	2	14	11.0	
vs James Madison	12/30/11	*	36	9-14	.643	5-10	.500	3-5	.600	0	9	9	5.3	2	1	2	0	2	26	12.3	
at Kennesaw State	01/02/12	*	31	5-11	.455	4-8	.500	1-2	.500	0	3	3	5.2	1	0	2	0	0	15	12.5	
at Mercer	01/04/12	*	32	1-10	.100	0-6	.000	1-1	1.000	1	1	2	4.9	4	0	2	0	0	3	11.8	
JACKSONVILLE	01/07/12	*	24	5-7	.714	1-3	.333	3-4	.750	2	0	2	4.7	5	0	5	0	1	14	11.9	
NORTH FLORIDA	01/09/12	*	32	3-7	.429	2-5	.400	1-3	.333	0	2	2	4.6	0	2	0	0	0	9	11.8	
at Belmont	01/14/12	*	31	5-12	.417	4-11	.364	1-2	.500	1	3	4	4.5	2	4	3	1	3	15	11.9	
at Lipscomb	01/16/12	*	35	7-17	.412	4-12	.333	6-6	1.000	1	3	4	4.5	2	2	3	2	3	24	12.6	
FGCU	01/20/12	*	21	4-14	.286	2-10	.200	9-11	.818	0	2	2	4.4	3	3	0	0	1	19	12.9	
at Savannah State	01/23/12	*	29	0-4	.000	0-3	.000	0-0	.000	0	6	6	4.5	1	2	4	0	0	0	12.3	
MERCER	01/28/12	*	33	4-12	.333	2-8	.250	2-2	1.000	0	3	3	4.4	5	1	4	0	4	12	12.3	
KENNESAW STATE	01/30/12	*	30	3-9	.333	3-7	.429	2-2	1.000	2	2	4	4.4	2	3	5	0	2	11	12.2	
at North Florida	02/04/12	*	31	8-14	.571	4-8	.500	4-5	.800	1	5	6	4.4	4	1	3	0	1	24	12.7	
at Jacksonville	02/06/12	*	30	5-12	.417	3-7	.429	9-11	.818	0	7	7	4.5	0	5	2	0	1	22	13.1	
LIPSCOMB	02/11/12	*	21	3-7	.429	3-4	.750	2-2	1.000	1	3	4	4.5	5	2	4	1	0	11	13.0	
BELMONT	02/13/12	*	27	5-13	.385	3-9	.333	0-0	.000	0	3	3	4.5	3	3	0	0	2	13	13.0	
at FGCU	02/17/12	*	28	4-7	.571	2-5	.400	9-13	.692	0	2	2	4.4	1	6	4	0	0	19	13.3	
Totals			27	764	108-268	.403	66-176	.375	76-98	.776	21	97	118	4.4	74	71	75	6	36	358	13.3

Games played: 27

Minutes/game: 28.3

Points/game: 13.3

FG Pct: 40.3

3FG Pct: 37.5

FT Pct: 77.6

Rebounds/game: 4.4

Assists/game: 2.6

Turnovers/game: 2.8

Assist/turnover ratio: 0.9

Steals/game: 1.3


Blocks/game: 0.2

GRAHAM CAREER STATISTICS (OVERALL)

Year	GP-GS	Min-Avg	FG-A	Pct	3FG-A	Pct	FT-A	Pct	Off-Def-Tot	Avg	PF-D	A	TO	B	S	TP	Avg
2010-11	30-16	597-19.9	58-157	.369	32-89	.360	36-46	.783	21-48-69	2.3	53-3	35	52	5	29	184	6.1
2011-12	27-27	764-28.3	108-268	.403	66-176	.375	76-98	.776	21-97-118	4.4	74-5	71	75	6	36	358	13.3
TOTAL	57-43	1361-23.9	166-425	.391	98-265	.370	112-144	.778	42-145-187	3.3	127-8	106	127	11	65	542	9.5

GRAHAM CAREER STATISTICS (ATLANTIC SUN ONLY)

Year	GP-GS	Min-Avg	FG-A	Pct	3FG-A	Pct	FT-A	Pct	Off-Def-Tot	Avg	PF-D	A	TO	B	S	TP	Avg
2010-11	19-9	334-17.6	33-90	.367	19-51	.373	16-22	.727	13-24-37	1.9	30-2	26	32	5	15	101	5.3
2011-12	16-16	475-29.7	71-170	.418	44-116	.379	55-72	.764	9-47-56	3.5	44-3	42	41	4	21	241	15.1
TOTAL	35-25	809-23.1	104-260	.400	63-167	.377	71-94	.755	22-71-93	2.7	74-5	68	73	9	36	342	9.8



NOTES AND INTANGIBLES

- Has started 23 games in his career at Stetson, including 16 in Atlantic Sun Conference play.
- Scored his career-high 20 points in 47 minutes of playing time in a triple overtime game against Florida Gulf Coast.
- Missed almost two weeks of practice time during the preseason with an injury.
- Grabbed a career-best 11 rebounds in the victory over Florida A&M.
- Had a career-high five three-pointers, scoring a season-high 15 points, in the win over ETSU.
- Did not play in the game at Savannah State due to back spasms.
- Bounced back to score 14 points with five rebounds and five assists in game against Mercer.

2011-12 GAME-BY-GAME

12

JOEL NABURGS

G • 6-4 • 200 • JR • 2L
RINGWOOD, VICTORIA,
AUSTRALIA
BOX HILL SENIOR COLLEGE

THE NABURGS FILE

PERSONAL

Full Name
Joel Naburgs

Birthdate
February 22, 1990

Birth Place
Melbourne, Australia

Major
General Studies

CAREER HIGHS

Points
20 vs. Fla. Gulf Coast [1/25/11]

Rebounds
11 at Florida A&M [11/14/11]

Assists
6 at Kennesaw St. [1/2/12]

Blocks
1, seven times

Steals
4 vs. Lipscomb [1/3/11]

Field Goals
7 at North Florida [2/4/12]

Field Goal Attempts
16 at Florida State [11/16/11]

3-Point Field Goals
5 vs. ETSU [12/1/11]

3-Point FG Attempts
12 vs. Fla. Gulf Coast [1/25/11]

Free Throws
10 vs. Lipscomb [1/3/11]

Free Throw Attempts
10 vs. Lipscomb [1/3/11]

Minutes Played
47 vs. Fla. Gulf Coast [1/25/11]

MISCELLANEOUS

STETSON Record

Double-Figure Pts 32 (10-22)
Led team in Pts 5 (0-5)

20+ Points 1 (0-1)

5+ Assists 8 (4-4)

5+ Rebounds 26 (7-19)

Opponent	Date	gs	min	Total		3-Pointers		Free throws		Rebounds				pf	a	t/o	blk	stl	pts	avg	
				fg-fga	pct	3fg-fga	pct	ft-fga	pct	off	def	tot	avg								
BETHUNE-COOKMAN	11/11/11	*	24	3-7	.429	3-5	.600	0-0	.000	0	1	1	1.0	3	2	2	0	1	9	9.0	
at Florida A&M	11/14/11	*	28	2-4	.500	2-4	.500	0-0	.000	2	9	11	6.0	1	0	3	0	0	6	7.5	
at Florida State	11/16/11	*	33	6-16	.375	2-10	.200	0-0	.000	4	1	5	5.7	1	4	4	0	2	14	9.7	
SAINT LEO	11/19/11	*	26	2-8	.250	2-7	.286	2-2	1.000	2	5	7	6.0	1	1	1	0	0	8	9.3	
at Charleston Southern	11/21/11	*	33	4-8	.500	3-6	.500	1-3	.333	1	6	7	6.2	2	2	3	0	1	12	9.8	
vs Florida	11/28/11	*	19	1-6	.167	0-3	.000	0-0	.000	0	8	8	6.5	0	0	1	0	1	2	8.5	
ETSU	12/01/11	*	26	5-11	.455	5-11	.455	0-0	.000	2	7	9	6.9	2	5	3	0	1	15	9.4	
at Indiana	12/04/11	*	29	3-11	.273	2-6	.333	0-0	.000	1	2	3	6.4	1	0	7	0	0	8	9.3	
USC UPSTATE	12/17/11	*	35	2-7	.286	2-4	.500	4-7	.571	1	4	5	6.2	3	4	5	1	0	10	9.3	
CHARLESTON SOUTHER	12/21/11	*	31	5-12	.417	3-8	.375	1-2	.500	2	7	9	6.5	2	3	2	0	1	14	9.8	
at UCF	12/29/11	*	25	4-8	.500	2-6	.333	0-0	.000	2	2	4	6.3	4	2	1	0	0	10	9.8	
vs James Madison	12/30/11	*	25	3-5	.600	2-4	.500	3-5	.600	0	5	5	6.2	2	5	1	0	1	11	9.9	
at Kennesaw State	01/02/12	*	29	1-5	.200	1-4	.250	0-1	.000	0	5	5	6.1	1	6	0	0	0	3	9.4	
at Mercer	01/04/12	*	23	3-8	.375	1-6	.167	5-7	.714	0	3	3	5.9	3	0	1	0	2	12	9.6	
JACKSONVILLE	01/07/12	*	32	3-6	.500	2-4	.500	2-2	1.000	0	2	2	5.6	1	4	2	0	2	10	9.6	
NORTH FLORIDA	01/09/12	*	26	1-6	.167	1-5	.200	2-2	1.000	1	3	4	5.5	1	1	0	0	1	5	9.3	
at Belmont	01/14/12	*	25	0-2	.000	0-1	.000	0-0	.000	0	1	1	5.2	1	4	2	0	0	0	8.8	
at Lipscomb	01/16/12	*	32	2-8	.250	2-7	.286	0-0	.000	0	7	7	5.3	1	3	1	0	1	6	8.6	
FGCU	01/20/12	*	37	2-9	.222	2-8	.250	2-2	1.000	2	4	6	5.4	2	5	3	0	1	8	8.6	
MERCER	01/28/12	*	35	4-8	.500	1-5	.200	5-5	1.000	1	4	5	5.4	1	5	1	0	1	14	8.9	
KENNESAW STATE	01/30/12	*	28	2-7	.286	1-4	.250	0-0	.000	2	3	5	5.3	2	1	3	0	1	5	8.7	
at North Florida	02/04/12	*	32	7-10	.700	1-4	.250	1-1	1.000	0	3	3	5.2	2	0	1	0	2	16	9.0	
at Jacksonville	02/06/12	*	32	5-8	.625	1-3	.333	0-0	.000	2	5	7	5.3	1	1	3	0	1	11	9.1	
LIPSCOMB	02/11/12	*	32	4-6	.667	3-4	.750	5-5	1.000	0	3	3	5.2	5	3	4	0	0	16	9.4	
BELMONT	02/13/12	*	29	2-6	.333	1-5	.200	0-0	.000	1	1	2	5.1	2	5	1	0	0	5	9.2	
at FGCU	02/17/12	*	32	5-11	.455	3-7	.429	2-2	1.000	0	3	3	5.0	2	5	0	0	3	15	9.4	
Totals			25	758	81-203	.399	48-141	.340	35-46	.761	26	104	130	5.0	47	71	55	1	23	245	9.4

Games played: 26
Minutes/game: 29.2
Points/game: 9.4
FG Pct: 39.9
3FG Pct: 34.0
FT Pct: 76.1

Rebounds/game: 5.0
Assists/game: 2.7
Turnovers/game: 2.1
Assist/turnover ratio: 1.3
Steals/game: 0.9
Blocks/game: 0.0

NABURGS CAREER STATISTICS (OVERALL)

Year	GP-GS	Min-Avg	FG-A	Pct	3FG-A	Pct	FT-A	Pct	Off-Def-Tot	Avg	PF-D	A	TO	B	S	TP	Avg
2009-10	28-6	561-20.0	46-126	.365	32-91	.352	26-36	.722	9-64-73	2.6	45-1	48	32	2	8	150	5.4
2010-11	31-16	871-28.1	70-203	.345	42-130	.323	60-76	.789	13-87-100	3.2	32-0	46	51	4	25	242	7.8
2011-12	26-25	758-29.2	81-203	.399	48-141	.340	35-46	.761	26-104-130	5.0	47-1	71	55	1	23	245	9.4
TOTAL	85-47	2190-25.8	197-532	.370	122-362	.337	121-158	.766	48-255-303	3.6	124-2	165	138	7	56	637	7.5

NABURGS CAREER STATISTICS (ATLANTIC SUN ONLY)

Year	GP-GS	Min-Avg	FG-A	Pct	3FG-A	Pct	FT-A	Pct	Off-Def-Tot	Avg	PF-D	A	TO	B	S	TP	Avg
2009-10	20-6	484-24.2	41-106	.387	27-76	.355	24-34	.706	8-50-58	2.9	40-1	39	27	2	8	133	6.7
2010-11	20-10	595-29.8	47-135	.348	31-93	.333	43-52	.827	8-56-64	3.2	18-0	28	27	4	21	168	8.4
2011-12	16-15	485-30.3	48-118	.407	27-82	.329	28-34	.824	12-58-70	4.4	30-1	52	30	1	16	151	9.4
TOTAL	56-31	1564-27.9	136-359	.379	85-251	.339	95-120	.792	28-166-192	3.4	88-2	119	84	7	45	452	8.1



NOTES AND INTANGIBLES

- Came to Stetson after spending one season at Stony Brook. Saw action in four games for the Seawolves, scoring two points and grabbing three rebounds.
- Redshirted during the 2009-10 season as a transfer.
- Scored in double-figures three times as a junior - against Jacksonville (11), Florida State (10) and UALR (11) - all on the road.

2011-12 GAME-BY-GAME

21

JERMOL PAUL

F • 6-4 • 215 • SR • 1L
 OCOEE, FLORIDA
 DWYER HS / STONY BROOK

THE PAUL FILE

PERSONAL

Full Name

Jermol Paul

Birthdate

November 19, 1988

Birth Place

Newark, New Jersey

Major/Minor

Sport Management

CAREER HIGHS

Points

11, two times

Rebounds

4, three times

Assists

2 vs CSU [12/21/11]

Blocks

1, two times

Steals

1, six times

Field Goals

5 at UALR [12/23/10]

Field Goal Attempts

7 at UALR [12/23/10]

3-Point Field Goals

1, three times

3-Point FG Attempts

2, two times

Free Throws

7 at Jacksonville [12/2/10]

Free Throw Attempts

8, two times

Minutes Played

24 at ETSU [1/10/11]

MISCELLANEOUS

STETSON Record

Double-Figure Pts 3 (0-3)

Double-Figure Reb 0 (0-0)

Lead team in Reb 0 (0-0)

5+ Rebounds 0 (0-0)

2+ Assists 1 (0-1)

Opponent	Date	gs	min	Total		3-Pointers		Free throws		Rebounds				pf	a	t/o	blk	stl	pts	avg	
				fg-fga	pct	3fg-fga	pct	ft-fa	pct	off	def	tot	avg								
BETHUNE-COOKMAN	11/11/11		11	1-1	1.000	0-0	.000	0-0	.000	0	2	2	2.0	2	0	3	1	0	2	2.0	
at Florida A&M	11/14/11		9	1-1	1.000	0-0	.000	2-2	1.000	1	3	4	3.0	3	0	3	0	0	4	3.0	
at Florida State	11/16/11		11	2-2	1.000	1-1	1.000	0-0	.000	1	0	1	2.3	1	0	2	0	1	5	3.7	
SAINT LEO	11/19/11		2	0-1	.000	0-1	.000	0-0	.000	0	0	0	1.8	0	0	0	0	0	0	2.8	
at Charleston Southern	11/21/11		7	1-3	.333	0-2	.000	3-4	.750	0	0	0	1.4	1	0	1	1	0	5	3.2	
vs Florida	11/28/11		4	0-0	.000	0-0	.000	0-0	.000	0	0	0	1.2	0	0	0	0	0	0	2.7	
ETSU	12/01/11		5	0-1	.000	0-0	.000	2-4	.500	1	0	1	1.1	2	0	1	0	0	2	2.6	
at Indiana	12/04/11		5	0-0	.000	0-0	.000	0-0	.000	0	1	1	1.1	1	0	2	0	0	0	2.3	
USC UPSTATE	12/17/11		9	1-2	.500	0-0	.000	0-0	.000	1	0	1	1.1	1	0	0	0	0	2	2.2	
CHARLESTON SOUTHER	12/21/11		13	1-2	.500	1-1	1.000	1-2	.500	0	2	2	1.2	4	2	1	0	0	4	2.4	
at UCF	12/29/11		2	0-0	.000	0-0	.000	0-0	.000	0	1	1	1.2	0	0	0	0	0	0	2.2	
vs James Madison	12/30/11		14	0-0	.000	0-0	.000	0-0	.000	0	1	1	1.2	0	0	0	0	0	0	2.0	
at Kennesaw State	01/02/12		4	0-0	.000	0-0	.000	0-0	.000	0	0	0	1.1	0	0	0	0	0	0	1.8	
at Mercer	01/04/12		6	0-1	.000	0-1	.000	0-0	.000	0	1	1	1.1	0	0	3	0	0	0	1.7	
JACKSONVILLE	01/07/12		1	0-0	.000	0-0	.000	0-0	.000	0	0	0	1.0	1	0	0	0	0	0	1.6	
NORTH FLORIDA	01/09/12		9	1-2	.500	0-0	.000	2-2	1.000	1	1	2	1.1	0	1	0	0	0	4	1.8	
at Belmont	01/14/12		5	0-0	.000	0-0	.000	0-0	.000	0	0	0	1.0	1	0	0	0	1	0	1.6	
at Lipscomb	01/16/12		2	0-1	.000	0-1	.000	2-2	1.000	1	0	1	1.0	3	0	0	0	0	2	1.7	
FGCU	01/20/12		3	0-0	.000	0-0	.000	0-0	.000	0	0	0	0.9	0	0	1	0	0	0	1.6	
at Savannah State	01/23/12		14	0-1	.000	0-0	.000	2-2	1.000	0	0	0	0.9	3	0	0	0	1	2	1.6	
KENNESAW STATE	01/30/12		6	1-5	.200	0-1	.000	0-0	.000	3	0	3	1.0	1	0	0	0	0	2	1.6	
at North Florida	02/04/12		3	0-0	.000	0-0	.000	0-0	.000	0	0	0	1.0	0	0	0	0	0	0	1.5	
at Jacksonville	02/06/12		3	0-0	.000	0-0	.000	2-2	1.000	0	2	2	1.0	0	0	0	0	0	2	1.6	
LIPSCOMB	02/11/12		3	0-1	.000	0-1	.000	0-0	.000	0	1	1	1.0	1	0	1	0	0	0	1.5	
BELMONT	02/13/12		7	2-3	.667	1-1	1.000	0-0	.000	2	1	3	1.1	0	1	0	0	0	5	1.6	
Totals			0	158	11-27	.407	3-10	.300	16-20	.800	11	16	27	1.1	25	4	18	2	3	41	1.6

Games played: 25

Minutes/game: 6.3

Points/game: 1.6

FG Pct: 40.7

3FG Pct: 30.0

FT Pct: 80.0

Rebounds/game: 1.1

Assists/game: 0.2

Turnovers/game: 0.7

Assist/turnover ratio: 0.2

Steals/game: 0.1


Blocks/game: 0.1

PAUL CAREER STATISTICS (OVERALL)

Year	GP-GS	Min-Avg	FG-A	Pct	3FG-A	Pct	FT-A	Pct	Off-Def-Tot	Avg	PF-D	A	TO	B	S	TP	Avg
2010-11	23-1	256-11.1	26-53	.491	1-10	.100	23-32	.719	11-15-26	1.1	37-1	4	24	0	4	76	3.3
2011-12	25-0	158-6.3	11-27	.407	3-10	.300	16-20	.800	11-16-27	1.1	25-0	4	18	2	3	41	1.6
TOTAL	48-1	414-8.6	37-80	.463	4-20	.200	39-52	.750	22-31-53	1.1	62-1	8	42	2	7	117	2.4

PAUL CAREER STATISTICS (ATLANTIC SUN ONLY)

Year	GP-GS	Min-Avg	FG-A	Pct	3FG-A	Pct	FT-A	Pct	Off-Def-Tot	Avg	PF-D	A	TO	B	S	TP	Avg
2010-11	12-0	144-12.0	13-31	.419	0-5	.000	10-14	.714	5-9-14	1.2	24-1	3	14	0	3	36	3.0
2011-12	14-0	66-4.7	5-16	.313	1-5	.200	8-10	.800	9-6-15	1.1	10-0	2	6	0	1	19	1.4
TOTAL	26-0	210-8.1	18-47	.383	1-10	.100	18-24	.750	14-15-29	1.1	34-1	5	20	0	4	55	2.1



NOTES AND INTANGIBLES

- Opened his collegiate career by scoring in double-figures in five of his first six games as a freshman, including a 19-point effort at Florida.
- Opened his sophomore campaign in similar fashion, scoring in double figures in five of the first six games, including a 20-point effort at Wake Forest.
- Nine of the 18 times he has scored double figures has been against non-conference opposition.
- Had a career-high seven assists in the win over Florida A&M.
- Scored his 500th career point in the game against Florida Gulf Coast.

2011-12 GAME-BY-GAME

22

TYSHAWN PATTERSON

G • 6-1 • 180 • JR • 2L
HARTFORD, CONNECTICUT
ORLANDO CHRISTIAN PREP

THE PATTERSON FILE

PERSONAL

Full Name

Tyshawn Patterson

Birthdate

April 19, 1991

Birth Place

Hartford, Connecticut

Major

Sport Management

CAREER HIGHS

Points

21 vs. North Fla. [2/24/11]

Rebounds

6 vs. Jacksonville [2/26/11]

Assists

7 at Florida A&M [11/14/11]

Blocks

1, nine times

Steals

3, four times

Field Goals

8 vs. Akron [12/22/10]

Field Goal Attempts

17, two times

3-Point Field Goals

3, six times

3-Point FG Attempts

11 vs. Fla. Gulf Coast [1/25/11]

Free Throws

8 vs. Averett [11/13/09]

Free Throw Attempts

10 vs. Averett [11/13/10]

Minutes Played

34 vs. Lipscomb [2/20/10]

MISCELLANEOUS

STETSON Record

Double-Figure Pts 18 (5-13)

Led team in Pts 8 (1-7)

20+ Points 4 (2-2)

5+ Assists 2 (1-1)

5+ Rebounds 3 (2-1)

Opponent	Date	gs	min	Total		3-Pointers		Free throws		Rebounds				pf	a	t/o	blk	stl	pts	avg	
				fg-fga	pct	3fg-fga	pct	ft-fga	pct	off	def	tot	avg								
BETHUNE-COOKMAN	11/11/11	9	0-0	.000	0-0	.000	0-2	.000	0	0	0	0.0	0	1	3	0	0	0	0	0.0	
at Florida A&M	11/14/11	21	1-2	.500	0-0	.000	6-6	1.000	0	3	3	1.5	2	7	4	1	3	8	4.0		
at Florida State	11/16/11	13	0-3	.000	0-1	.000	0-0	.000	0	2	2	1.7	1	3	1	0	1	0	2.7		
SAINT LEO	11/19/11	20	1-7	.143	1-4	.250	0-0	.000	1	1	2	1.8	2	1	2	0	1	3	2.8		
at Charleston Southern	11/21/11	15	1-3	.333	1-1	1.000	0-0	.000	0	2	2	1.8	1	2	1	0	0	3	2.8		
vs Florida	11/28/11	16	0-1	.000	0-1	.000	0-2	.000	0	2	2	1.8	1	2	3	0	2	0	2.3		
ETSU	12/01/11	5	0-1	.000	0-1	.000	0-0	.000	1	1	2	1.9	1	0	2	0	0	0	2.0		
at Indiana	12/04/11	14	2-4	.500	2-3	.667	0-0	.000	0	2	2	1.9	1	2	1	1	1	6	2.5		
USC UPSTATE	12/17/11	15	2-3	.667	0-0	.000	2-2	1.000	1	3	4	2.1	2	2	3	0	0	6	2.9		
CHARLESTON SOUTHER	12/21/11	8	0-0	.000	0-0	.000	2-2	1.000	0	2	2	2.1	0	4	2	1	0	2	2.8		
at UCF	12/29/11	9	1-3	.333	0-0	.000	0-0	.000	0	0	0	1.9	1	0	0	0	0	2	2.7		
vs James Madison	12/30/11	14	0-1	.000	0-1	.000	1-2	.500	0	0	0	1.8	0	0	0	0	0	1	2.6		
at Kennesaw State	01/02/12	10	0-1	.000	0-0	.000	0-0	.000	0	1	1	1.7	1	0	1	0	2	0	2.4		
at Mercer	01/04/12	18	1-5	.200	0-2	.000	0-0	.000	1	2	3	1.8	0	0	1	0	1	2	2.4		
JACKSONVILLE	01/07/12	7	1-3	.333	0-1	.000	0-0	.000	0	2	2	1.8	4	0	2	0	0	2	2.3		
NORTH FLORIDA	01/09/12	10	1-2	.500	0-0	.000	2-2	1.000	0	1	1	1.8	0	0	1	0	0	4	2.4		
at Belmont	01/14/12	7	1-2	.500	1-1	1.000	0-0	.000	0	1	1	1.7	3	1	1	0	1	3	2.5		
at Lipscomb	01/16/12	9	0-2	.000	0-1	.000	0-0	.000	1	1	2	1.7	0	2	1	0	0	0	2.3		
FGCU	01/20/12	15	3-5	.600	2-2	1.000	0-0	.000	2	2	4	1.8	1	1	2	0	0	8	2.6		
at Savannah State	01/23/12	18	1-2	.500	1-1	1.000	2-2	1.000	0	1	1	1.8	4	1	3	0	1	5	2.8		
MERCER	01/28/12	10	1-2	.500	0-1	.000	0-0	.000	0	0	0	1.7	1	1	2	0	1	2	2.7		
KENNESAW STATE	01/30/12	15	2-5	.400	1-3	.333	0-0	.000	0	1	1	1.7	0	2	0	0	1	5	2.8		
at North Florida	02/04/12	10	0-4	.000	0-1	.000	4-4	1.000	1	1	2	1.7	3	1	2	0	1	4	2.9		
at Jacksonville	02/06/12	8	1-1	1.000	0-0	.000	0-0	.000	0	0	0	1.6	0	1	2	0	0	2	2.8		
LIPSCOMB	02/11/12	25	4-9	.444	0-3	.000	1-3	.333	0	2	2	1.6	3	5	3	0	3	9	3.1		
BELMONT	02/13/12	14	2-6	.333	1-3	.333	3-4	.750	0	0	0	1.6	0	1	1	0	0	8	3.3		
at FGCU	02/17/12	15	1-4	.250	0-2	.000	0-1	.000	0	2	2	1.6	2	1	5	0	1	2	3.2		
Totals			0	350	27-81	.333	10-33	.303	23-32	.719	8	35	43	1.6	34	40	50	3	20	87	3.2

Games played: 27

Minutes/game: 13.0

Points/game: 3.2

FG Pct: 33.3

3FG Pct: 30.3

Rebounds/game: 1.6

Assists/game: 1.5

Turnovers/game: 1.9

Assist/turnover ratio: 0.8

Steals/game: 0.7

PATTERSON CAREER STATISTICS (OVERALL)

Year	GP-GS	Min-Avg	FG-A	Pct	3FG-A	Pct	FT-A	Pct	Off-Def-Tot	Avg	PF-D	A	TO	B	S	TP	Avg
2009-10	29-14	586-20.2	81-213	.380	26-94	.277	55-78	.705	8-38-46	1.6	46-0	40	56	5	26	243	8.4
2010-11	25-9	483-19.3	75-171	.439	16-75	.213	41-76	.539	9-40-49	2.0	41-1	37	52	2	20	207	8.3
2011-12	27-0	350-13.0	27-81	.333	10-33	.303	23-32	.719	8-35-43	1.6	34-0	40	50	3	20	87	3.2
TOTAL	81-23	1419-17.5	183-465	.394	52-202	.257	119-186	.640	25-113-138	1.7	121-1	117	158	10	66	537	6.6

PATTERSON CAREER STATISTICS (ATLANTIC SUN ONLY)

Year	GP-GS	Min-Avg	FG-A	Pct	3FG-A	Pct	FT-A	Pct	Off-Def-Tot	Avg	PF-D	A	TO	B	S	TP	Avg
2009-10	20-9	415-20.8	51-137	.372	17-66	.258	33-50	.660	6-23-29	1.5	35-0	30	34	4	20	152	7.6
2010-11	14-5	273-19.5	36-90	.400	9-46	.196	21-36	.583	7-27-34	2.4	23-1	22	25	0	13	102	7.3
2011-12	16-0	193-12.1	20-55	.364	5-21	.238	12-16	.750	7-20-27	1.7	21-0	18	29	0	11	57	3.6
TOTAL	50-14	881-17.6	107-282	.379	31-133	.233	66-102	.647	20-70-90	1.8	79-1	70	88	4	44	311	6.2



NOTES AND INTANGIBLES

- Started the first three games of his collegiate career while at Liberty.
- Best game in his only season with the Flames came at VMI when he scored 21 points on 9-of-14 shooting from the field.
- Led the Hatters to victory in the exhibition game, scoring 19 points while dishing four assists and recording five steals.
- Tied with Adam Pegg for team-scoring lead with 14 points in the season-opener against Bethune-Cookman.
- Scored in double-figures in each of the first four games. Set new career-high for rebounds two times.
- Scored 20 points, 16 in the second half, against Florida.
- Posted a career-high, as well as team season-high, with 23 points against Charleston Southern (12/21).
- Had the worst game of his Stetson career against James Madison. Was 0-9 from the floor, 0-1 at the line, with six turnovers and four fouls.
- Scored 23 points with a career-high five three-pointers before fouling out in the 104-103 overtime loss at Lipscomb.
- Was named A-Sun Newcomer of the Week for his performances against Mercer and Kennesaw State (1/31).
- Set career-high with 11 rebounds and five assists in the overtime home loss to Lipscomb.

2011-12 GAME-BY-GAME

23

CHRIS PEREZ

G • 6-3 • 215 • SO • TR
SANTIAGO, DOMINICAN REP.
OLDSMAR CHRISTIAN /
LIBERTY

THE PEREZ FILE

PERSONAL

Full Name
Chris Perez
Birthdate
October 16, 1990
Birth Place
Santiago, Dominican Republic
Major
Elementary Education

CAREER HIGHS

Points
24 at Kennesaw St. [1/2/12]
Rebounds
11 vs Lipscomb [2/11/12]
Assists
5 vs Lipscomb [2/11/12]
Blocks
1, two times
Steals
4 vs. B-CU [11/11/11]
Field Goals
10 vs CSU [12/21/11]
Field Goal Attempts
18 vs CSU [12/21/11]
3-Point Field Goals
5 at Lipscomb [1/16/12]
3-Point FG Attempts
7, three times
Free Throws
6 vs JU [1/7/12]
Free Throw Attempts
8 vs JU [1/7/12]
Minutes Played
37 vs Lipscomb [2/11/12]

MISCELLANEOUS

STETSON Record
Double-Figure Pts 23 (9-14)
Led team in Pts 9 (3-6)
20+ Points 6 (2-4)
5+ Assists 0 (0-0)
5+ Rebounds 7 (4-3)

Opponent	Date	gs	min	Total		3-Pointers		Free throws		Rebounds				pf	a	t/o	blk	stl	pts	avg	
				fg-fga	pct	3fg-fga	pct	ft-fa	pct	off	def	tot	avg								
BETHUNE-COOKMAN	11/11/11	*	35	5-11	.455	0-2	.000	4-7	.571	1	1	2	2.0	2	2	4	0	4	14	14.0	
at Florida A&M	11/14/11	*	27	4-9	.444	1-1	1.000	3-4	.750	2	5	7	4.5	3	1	2	0	1	12	13.0	
at Florida State	11/16/11	*	27	3-7	.429	0-2	.000	5-7	.714	5	0	5	4.7	2	0	1	0	0	11	12.3	
SAINT LEO	11/19/11	*	29	4-7	.571	2-4	.500	0-0	.000	4	4	8	5.5	1	2	2	0	1	10	11.8	
at Charleston Southern	11/21/11	*	35	1-6	.167	0-1	.000	1-3	.333	4	2	6	5.6	3	1	3	0	1	3	10.0	
vs Florida	11/28/11	*	30	8-14	.571	0-2	.000	4-5	.800	1	2	3	5.2	4	1	2	0	0	20	11.7	
ETSU	12/01/11	*	35	5-11	.455	1-2	.500	3-5	.600	0	1	1	4.6	4	3	4	0	2	14	12.0	
at Indiana	12/04/11	*	32	4-10	.400	2-3	.667	3-4	.750	1	2	3	4.4	1	1	1	0	1	13	12.1	
USC UPSTATE	12/17/11	*	21	6-10	.600	0-1	.000	0-1	.000	2	1	3	4.2	5	0	0	0	2	12	12.1	
CHARLESTON SOUTHER	12/21/11	*	34	10-18	.556	3-7	.429	0-0	.000	1	2	3	4.1	1	1	3	0	1	23	13.2	
at UCF	12/29/11	*	35	6-17	.353	1-5	.200	2-3	.667	2	0	2	3.9	4	2	2	0	3	15	13.4	
vs James Madison	12/30/11	*	22	0-9	.000	0-4	.000	0-1	.000	1	2	3	3.8	4	3	6	0	1	0	12.3	
at Kennesaw State	01/02/12	*	34	8-11	.727	3-5	.600	5-7	.714	1	6	7	4.1	2	3	1	0	1	24	13.2	
at Mercer	01/04/12	*	33	3-8	.375	2-3	.667	3-6	.500	1	0	1	3.9	1	2	2	0	2	11	13.0	
JACKSONVILLE	01/07/12	*	33	5-10	.500	0-4	.000	6-8	.750	0	2	2	3.7	2	3	0	0	1	16	13.2	
NORTH FLORIDA	01/09/12	*	34	6-13	.462	0-2	.000	1-2	.500	0	3	3	3.7	1	0	1	0	2	13	13.2	
at Belmont	01/14/12	*	30	3-10	.300	1-3	.333	3-5	.600	2	1	3	3.6	4	2	5	0	1	10	13.0	
at Lipscomb	01/16/12	*	32	9-13	.692	5-7	.714	0-1	.000	4	3	7	3.8	5	0	1	0	0	23	13.6	
FGCU	01/20/12		19	4-11	.364	0-2	.000	0-0	.000	2	4	6	3.9	2	0	0	0	3	8	13.3	
at Savannah State	01/23/12	*	32	6-16	.375	0-3	.000	0-4	.000	2	2	4	4.0	3	0	1	0	0	12	13.2	
MERCER	01/28/12	*	24	5-13	.385	1-4	.250	3-4	.750	1	4	5	4.0	4	0	3	0	0	14	13.2	
KENNESAW STATE	01/30/12	*	30	8-13	.615	2-4	.500	4-4	1.000	3	5	8	4.2	1	4	2	0	0	22	13.6	
at North Florida	02/04/12	*	34	8-13	.615	1-4	.250	5-5	1.000	2	1	3	4.1	1	2	0	0	1	22	14.0	
at Jacksonville	02/06/12	*	36	3-15	.200	1-7	.143	3-6	.500	0	2	2	4.0	2	2	0	0	2	10	13.8	
LIPSCOMB	02/11/12	*	37	1-7	.143	0-3	.000	3-4	.750	2	9	11	4.3	1	5	4	0	3	5	13.5	
BELMONT	02/13/12	*	30	5-13	.385	1-3	.333	0-0	.000	3	1	4	4.3	2	4	1	0	0	11	13.4	
at FGCU	02/17/12	*	35	4-6	.667	2-3	.667	2-2	1.000	1	4	5	4.3	3	4	0	1	0	12	13.3	
Totals			26	835	134-301	.445	29-91	.319	63-98	.643	48	69	117	4.3	68	48	51	1	33	360	13.3

Games played: 27
Minutes/game: 30.9
Points/game: 13.3
FG Pct: 44.5
3FG Pct: 31.9
FT Pct: 64.3

Rebounds/game: 4.3
Assists/game: 1.8
Turnovers/game: 1.9
Assist/turnover ratio: 0.9
Steals/game: 1.2
Blocks/game: 0.0

PEREZ CAREER STATISTICS (OVERALL)

Year	GP-GS	Min-Avg	FG-A	Pct	3FG-A	Pct	FT-A	Pct	Off-Def-Tot	Avg	PF-D	A	TO	B	S	TP	Avg
2009-10 (LIB)	31-3	470-15.2	66-128	.516	10-20	.500	27-44	.614	16-35-51	1.6	41-0	22	30	1	23	169	5.5
2011-12	27-26	835-30.9	134-301	.445	29-91	.319	63-98	.643	48-69-117	4.3	68-2	48	51	1	33	360	13.3
TOTAL	58-29	1315-22.6	200-429	.466	39-111	.351	90-142	.633	64-104-168	2.9	109-2	70	81	2	56	528	9.1

PEREZ CAREER STATISTICS (ATLANTIC SUN ONLY)

Year	GP-GS	Min-Avg	FG-A	Pct	3FG-A	Pct	FT-A	Pct	Off-Def-Tot	Avg	PF-D	A	TO	B	S	TP	Avg
2011-12	16-15	497-31.1	83-177	.469	20-57	.351	41-60	.683	24-47-71	4.4	40-2	34	24	1	20	227	14.2
TOTAL	16-15	497-31.1	83-177	.469	20-57	.351	41-60	.683	24-47-71	4.4	40-2	34	24	1	20	227	14.2



NOTES AND INTANGIBLES

- Has seen action in 60 games in his Stetson career, starting 10 times. Nine of his starts came during his freshman season.
- Finished his freshman year strong, averaging 4.4 points and 5.4 rebounds per outing over the final seven games of the year.
- Averaged just 8.1 minutes of playing time per game over the final 17 outings of the 2010-11 season.
- Dropped in a pair of three-pointers as part of a career-high 13-point effort against Florida A&M.
- Matched his career high with 13 points, all in the second half, including a pair of three-pointers in the win over Saint Leo.
- Had a career-high 10 rebounds against James Madison.

2011-12 GAME-BY-GAME

24

LIAM McINERNEY

F/C • 6-9 • 235 • JR • 2L
 PORT CAMPBELL, VICTORIA,
 AUSTRALIA
 BALLARAT & CLARENDON COLLEGE

THE McINERNEY FILE

PERSONAL

Full Name
 Liam McInerney
Birthdate
 May 24, 1990
Birth Place
 Melbourne, Australia
Major
 Integrative Health Science

CAREER HIGHS

Points
 13, two times
Rebounds
 10 vs. JMU [12/30/11]
Assists
 5 vs. Kennesaw St. [1/30/12]
Blocks
 2, eight times
Steals
 5 vs. North Florida [1/9/12]
Field Goals
 5 at Florida A&M [11/14/11]
Field Goal Attempts
 7, three times
3-Point Field Goals
 3 at Belmont [1/14/12]
3-Point FG Attempts
 6 at Belmont [1/14/12]
Free Throws
 5 vs. Florida [11/28/11]
Free Throw Attempts
 6, two times
Minutes Played
 32 vs. ETSU [12/1/11]

MISCELLANEOUS

STETSON Record
Double-Figure Pts 3 (2-1)
Led team in Pts 0 (0-0)
20+ Points 0 (0-0)
5+ Blocks 0 (0-0)
5+ Rebounds 15 (8-7)

Opponent	Date	gs	min	Total		3-Pointers		Free throws		Rebounds				pf	a	t/o	blk	stl	pts	avg	
				fg-fga	pct	3fg-fga	pct	ft-fa	pct	off	def	tot	avg								
BETHUNE-COOKMAN	11/11/11	*	21	2-3	.667	0-0	.000	1-3	.333	1	7	8	8.0	5	2	1	0	0	5	5.0	
at Florida A&M	11/14/11	*	17	5-6	.833	2-3	.667	1-2	.500	1	3	4	6.0	4	0	1	0	0	13	9.0	
at Florida State	11/16/11	*	22	1-4	.250	0-1	.000	0-0	.000	2	1	3	5.0	3	0	2	0	0	2	6.7	
SAINT LEO	11/19/11	*	25	4-5	.800	2-2	1.000	3-3	1.000	2	1	3	4.5	1	0	2	1	0	13	8.3	
at Charleston Southern	11/21/11	*	25	2-5	.400	1-3	.333	0-0	.000	2	4	6	4.8	2	1	5	0	2	5	7.6	
vs Florida	11/28/11	*	29	0-5	.000	0-2	.000	5-6	.833	3	2	5	4.8	1	2	1	0	0	5	7.2	
ETSU	12/01/11	*	32	2-3	.667	0-0	.000	0-0	.000	1	6	7	5.1	3	0	4	2	0	4	6.7	
at Indiana	12/04/11	*	22	0-3	.000	0-0	.000	2-2	1.000	3	5	8	5.5	4	0	2	0	1	2	6.1	
USC UPSTATE	12/17/11	*	26	2-3	.667	1-1	1.000	0-0	.000	0	3	3	5.2	0	2	4	0	1	5	6.0	
CHARLESTON SOUTHER	12/21/11	*	16	0-1	.000	0-1	.000	0-2	.000	1	0	1	4.8	3	4	1	0	2	0	5.4	
at UCF	12/29/11	*	27	0-4	.000	0-1	.000	2-2	1.000	3	2	5	4.8	4	2	0	2	0	2	5.1	
vs James Madison	12/30/11	*	30	0-2	.000	0-1	.000	0-0	.000	2	8	10	5.3	4	1	1	0	1	0	4.7	
at Kennesaw State	01/02/12	*	14	1-1	1.000	0-0	.000	0-0	.000	1	0	1	4.9	2	2	1	0	0	2	4.5	
at Mercer	01/04/12	*	20	1-2	.500	0-0	.000	0-0	.000	0	2	2	4.7	5	1	1	0	1	2	4.3	
JACKSONVILLE	01/07/12	*	25	0-1	.000	0-1	.000	2-3	.667	1	5	6	4.8	2	2	3	0	1	2	4.1	
NORTH FLORIDA	01/09/12	*	27	2-3	.667	1-1	1.000	0-1	.000	4	0	4	4.8	2	2	0	0	5	5	4.2	
at Belmont	01/14/12	*	25	3-6	.500	3-6	.500	0-0	.000	1	3	4	4.7	2	3	3	1	0	9	4.5	
at Lipscomb	01/16/12	*	14	1-3	.333	1-3	.333	0-0	.000	0	2	2	4.6	1	0	1	0	1	3	4.4	
FGCU	01/20/12	*	12	1-1	1.000	1-1	1.000	0-0	.000	3	0	3	4.5	5	1	0	0	1	3	4.3	
at Savannah State	01/23/12	*	27	0-2	.000	0-1	.000	0-0	.000	2	0	2	4.4	3	2	2	1	1	0	4.1	
MERCER	01/28/12	*	24	2-3	.667	2-3	.667	0-0	.000	2	0	2	4.2	3	1	1	2	1	6	4.2	
KENNESAW STATE	01/30/12	*	28	1-5	.200	0-2	.000	2-2	1.000	4	5	9	4.5	1	5	0	0	0	4	4.2	
at North Florida	02/04/12	*	31	4-7	.571	2-3	.667	0-0	.000	2	0	2	4.3	3	2	0	1	2	10	4.4	
at Jacksonville	02/06/12	*	20	0-1	.000	0-0	.000	0-0	.000	1	1	2	4.3	4	1	2	0	0	0	4.3	
LIPSCOMB	02/11/12	*	28	4-7	.571	0-2	.000	0-0	.000	2	1	3	4.2	4	0	0	2	0	8	4.4	
BELMONT	02/13/12	*	18	2-3	.667	2-3	.667	0-0	.000	0	1	1	4.1	3	3	1	2	1	6	4.5	
at FGCU	02/17/12	*	21	1-1	1.000	1-1	1.000	2-2	1.000	2	3	5	4.1	2	2	0	0	1	5	4.5	
Totals			27	626	41-90	.456	19-42	.452	20-28	.714	46	65	111	4.1	76	41	39	14	22	121	4.5

Games played: 27
 Minutes/game: 23.2
 Points/game: 4.5
 FG Pct: 45.6
 3FG Pct: 45.2
 FT Pct: 71.4

Rebounds/game: 4.1
 Assists/game: 1.5
 Turnovers/game: 1.4
 Assist/turnover ratio: 1.1
 Steals/game: 0.8
 Blocks/game: 0.5

McINERNEY CAREER STATISTICS (OVERALL)

Year	GP-GS	Min-Avg	FG-A	Pct	3FG-A	Pct	FT-A	Pct	Off-Def-Tot	Avg	PF-D	A	TO	B	S	TP	Avg
2009-10	28-9	434-15.5	37-75	.493	0-2	.000	14-26	.538	40-56-96	3.4	45-0	12	13	9	8	88	3.1
2010-11	31-0	386-12.5	10-50	.200	1-22	.045	6-12	.500	24-36-60	1.9	49-2	12	18	7	11	27	0.9
2011-12	27-27	626-23.2	41-90	.456	19-42	.452	20-28	.714	46-65-111	4.1	76-3	41	39	14	22	121	4.5
TOTAL	85-36	1446-16.8	88-215	.409	20-66	.303	40-66	.606	110-157-267	3.1	170-5	65	70	30	41	236	2.7

McINERNEY CAREER STATISTICS (ATLANTIC SUN ONLY)

Year	GP-GS	Min-Avg	FG-A	Pct	3FG-A	Pct	FT-A	Pct	Off-Def-Tot	Avg	PF-D	A	TO	B	S	TP	Avg
2009-10	20-8	359-18.0	30-63	.476	0-2	.000	12-22	.545	35-47-82	4.1	35-0	11	11	9	5	72	3.6
2010-11	20-0	200-10.0	4-29	.138	0-11	.000	2-4	.500	11-15-26	1.3	25-1	4	9	6	2	10	0.5
2011-12	16-16	365-22.8	27-50	.540	14-27	.519	6-8	.750	24-32-56	3.5	42-2	27	21	10	15	74	4.6
TOTAL	56-24	924-16.5	61-142	.430	14-40	.350	20-34	.588	70-94-164	2.9	102-3	42	41	25	22	156	2.8



NOTES AND INTANGIBLES

- Was named the Stetson University Scholar-Athlete of the Year in 2010.
- Is the latest in a long line of Hatters from his family. His uncle Brad is a Stetson Hall of Famer and his cousin, Gabe, played from 2003-06.
- Came off the bench to score 16 points in 13 minutes against Flagler in Hatters' exhibition game. Hit 4-of-5 from three-point range.

2011-12 GAME-BY-GAME

33

J.R. WESTON

G/F • 6-4 • 200 • JR • 2L

MORRAL, OHIO

RIDGEDALE HS

THE WESTON FILE

PERSONAL

Full Name

James Randal Weston

Birthdate

September 3, 1989

Birth Place

Marion, Ohio

Major

Finance

CAREER HIGHS

Points

11 at Florida State [11/16/11]

Rebounds

4, three times

Assists

2, two times

Blocks

1, two times

Steals

1, five times

Field Goals

4 at Florida State [11/16/11]

Field Goal Attempts

6, three times

3-Point Field Goals

3 at Florida State [11/16/11]

3-Point FG Attempts

5, two times

Free Throws

3 at Campbell [1/16/10]

Free Throw Attempts

5 vs. Palm Beach Atl. [11/25/09]

Minutes Played

22 at Kennesaw St. [2/1/10]

MISCELLANEOUS

STETSON Record

Double-Figure Pts 1 (0-1)

Double-Figure Reb 0 (0-0)

Lead team in Reb 0 (0-0)

5+ Rebounds 0 (0-0)

5+ Assists 0 (0-0)

Opponent	Date	gs	min	Total		3-Pointers		Free throws		Rebounds				pf	a	t/o	blk	stl	pts	avg	
				fg-fga	pct	3fg-fga	pct	ft-fa	pct	off	def	tot	avg								
BETHUNE-COOKMAN	11/11/11		7	0-0	.000	0-0	.000	0-0	.000	0	0	0	0.0	1	1	1	1	0	0	0.0	
at Florida A&M	11/14/11		9	1-1	1.000	0-0	.000	0-0	.000	0	0	0	0.0	1	0	0	0	0	2	1.0	
at Florida State	11/16/11		10	4-5	.800	3-4	.750	0-0	.000	1	0	1	0.3	0	0	0	0	0	11	4.3	
SAINT LEO	11/19/11		11	1-2	.500	1-2	.500	0-0	.000	0	1	1	0.5	0	1	1	0	0	3	4.0	
at Charleston Southern	11/21/11		4	0-1	.000	0-1	.000	0-0	.000	0	1	1	0.6	2	1	1	0	0	0	3.2	
vs Florida	11/28/11		11	0-2	.000	0-1	.000	0-0	.000	0	0	0	0.5	3	1	0	0	0	0	2.7	
ETSU	12/01/11		8	0-1	.000	0-1	.000	1-2	.500	0	2	2	0.7	1	0	0	0	0	1	2.4	
at Indiana	12/04/11		12	0-4	.000	0-1	.000	1-3	.333	2	2	4	1.1	1	1	0	0	0	1	2.3	
Totals			0	72	6-16	.375	4-10	.400	2-5	.400	3	6	9	1.1	9	5	3	1	0	18	2.3

Games played: 8
 Minutes/game: 9.0
 Points/game: 2.3
 FG Pct: 37.5
 3FG Pct: 40.0
 FT Pct: 40.0


Rebounds/game: 1.1
 Assists/game: 0.6
 Turnovers/game: 0.4
 Assist/turnover ratio: 1.7
 Blocks/game: 0.1

WESTON CAREER STATISTICS (OVERALL)

Year	GP-GS	Min-Avg	FG-A	Pct	3FG-A	Pct	FT-A	Pct	Off-Def-Tot	Avg	PF-D	A	TO	B	S	TP	Avg
2009-10	22-1	200-9.1	17-51	.333	8-33	.242	8-13	.615	11-14-25	1.1	27-0	10	11	1	4	50	2.3
2010-11	6-0	34-5.7	0-4	.000	0-4	.000	0-3	.000	2-4-6	1.0	3-0	2	5	0	1	0	0.0
2011-12	8-0	72-9.0	6-16	.375	4-10	.400	2-5	.400	3-6-9	1.1	9-0	5	3	1	0	18	2.3
TOTAL	36-1	306-8.5	23-71	.324	12-47	.255	10-21	.476	16-24-40	1.1	39-0	17	19	2	5	68	1.9

WESTON CAREER STATISTICS (ATLANTIC SUN ONLY)

Year	GP-GS	Min-Avg	FG-A	Pct	3FG-A	Pct	FT-A	Pct	Off-Def-Tot	Avg	PF-D	A	TO	B	S	TP	Avg
2009-10	13-0	105-8.1	11-32	.344	6-22	.273	4-6	.667	7-6-13	1.0	15-0	5	7	1	3	32	2.5
2010-11	1-0	0-0.0	0-0	.000	0-0	.000	0-0	.000	0-0-0	0.0	0-0	0	0	0	0	0	0.0
2011-12	1-0	8-8.0	0-1	.000	0-1	.000	1-2	.500	0-2-2	2.0	1-0	0	0	0	0	1	1.0
TOTAL	15-0	113-7.5	11-33	.333	6-23	.261	5-8	.625	7-8-15	1.0	16-0	5	7	1	3	33	2.2



NOTES AND INTANGIBLES

- Sat out the 2010-11 season as a transfer from the University of Delaware, where he played in 62 games, starting 14, over two seasons.
- Opened his Stetson career by tying for team lead with 14 points in victory over Bethune-Cookman.
- Was named A-Sun Newcomer of the Week [11/14] after averaging 14.5 ppg in the Hatters first two games of the year.
- Posted career highs rebounds (8) and assists (6) in the win over Saint Leo.
- Set a new career-high for scoring with 19 points in the game against Florida. Tied that mark in the game against James Madison.
- Surpassed his career high, scoring 20 points, in the loss at Mercer.
- Posted career-highs with 28 points and 14 rebounds in OT loss at Lipscomb. Hit two free throws with no time left to force OT.
- Recorded his second consecutive double-double with 24 points and 10 rebounds against Florida Gulf Coast.
- Had a career-high, scoring 31 points, against Belmont (2/13) to earn his second A-Sun Newcomer of the Week award.

2011-12 GAME-BY-GAME

41

ADAM PEGG

C • 6-9 • 260 • JR • TR
 CLEARWATER, FLORIDA
 OLDSMAR CHRISTIAN HS
 UNIVERSITY OF DELAWARE

THE PEGG FILE

PERSONAL

Full Name

Adam Gregory Pegg

Birthdate

September 8, 1989

Birth Place

Pittsburgh, Pennsylvania

Major

Integrative Health Science

CAREER HIGHS

Points

31 vs Belmont [2/13/12]

Rebounds

14 at Lipscomb [1/16/12]

Assists

6 vs Saint Leo [11/19/11]

Blocks

2, five times

Steals

3 vs Kennesaw St. [1/30/12]

Field Goals

13 vs Belmont [2/13/12]

Field Goal Attempts

19, two times

3-Point Field Goals

5 vs Belmont [2/13/12]

3-Point FG Attempts

10 vs Belmont [2/13/12]

Free Throws

8 at Lipscomb [1/16/12]

Free Throw Attempts

11 at Lipscomb [1/16/12]

Minutes Played

38 at Lipscomb [1/16/12]

MISCELLANEOUS

STETSON Record

Double-Figure Pts 18 (7-11)

Led team in Pts 12 (5-7)

Double-Figure Reb 3 (1-2)

5+ Reb 16 (8-8)

2+ Blocks 2 (1-1)

Opponent	Date	gs	min	Total		3-Pointers		Free throws		Rebounds			pf	a	t/o	blk	stl	pts	avg		
				fg-fga	pct	3fg-fga	pct	ft-fa	pct	off	def	tot								avg	
BETHUNE-COOKMAN	11/11/11	*	29	4-7	.571	0-0	.000	6-8	.750	1	4	5	5.0	4	1	5	0	0	14	14.0	
at Florida A&M	11/14/11	*	32	4-9	.444	1-1	1.000	6-6	1.000	2	4	6	5.5	5	1	6	0	1	15	14.5	
at Florida State	11/16/11	*	29	3-8	.375	1-3	.333	0-0	.000	0	2	2	4.3	4	1	0	0	0	7	12.0	
SAINT LEO	11/19/11	*	29	7-9	.778	1-2	.500	2-4	.500	2	6	8	5.3	2	6	2	0	0	17	13.3	
at Charleston Southern	11/21/11	*	26	3-5	.600	2-2	1.000	2-4	.500	0	1	1	4.4	2	0	1	2	1	10	12.6	
vs Florida	11/28/11	*	25	6-11	.545	0-1	.000	7-9	.778	1	3	4	4.3	4	3	2	0	1	19	13.7	
ETSU	12/01/11	*	20	5-9	.556	0-0	.000	2-3	.667	3	6	9	5.0	3	1	3	0	0	12	13.4	
at Indiana	12/04/11	*	30	3-8	.375	0-2	.000	1-2	.500	0	4	4	4.9	1	2	3	0	1	7	12.6	
USC UPSTATE	12/17/11	*	30	5-10	.500	0-1	.000	0-0	.000	2	2	4	4.8	2	2	2	0	1	10	12.3	
CHARLESTON SOUTHER	12/21/11	*	20	4-11	.364	1-2	.500	0-0	.000	2	4	6	4.9	3	1	3	1	0	9	12.0	
at UCF	12/29/11	*	28	6-13	.462	1-3	.333	4-4	1.000	1	2	3	4.7	1	1	2	0	1	17	12.5	
vs James Madison	12/30/11	*	30	6-11	.545	0-2	.000	7-9	.778	1	5	6	4.8	1	1	6	0	0	19	13.0	
at Kennesaw State	01/02/12	*	32	5-14	.357	0-1	.000	0-0	.000	5	4	9	5.2	4	2	3	1	0	10	12.8	
at Mercer	01/04/12	*	29	8-12	.667	0-1	.000	4-4	1.000	3	2	5	5.1	4	0	0	0	0	20	13.3	
JACKSONVILLE	01/07/12	*	30	7-11	.636	0-0	.000	5-9	.556	3	4	7	5.3	3	1	3	0	1	19	13.7	
NORTH FLORIDA	01/09/12	*	19	4-11	.364	0-2	.000	1-2	.500	1	0	1	5.0	5	2	3	1	0	9	13.4	
at Belmont	01/14/12	*	27	7-11	.636	4-5	.800	2-2	1.000	0	3	3	4.9	2	3	1	0	1	20	13.8	
at Lipscomb	01/16/12	*	38	10-19	.526	0-3	.000	8-11	.727	5	9	14	5.4	4	4	1	0	1	28	14.6	
FGCU	01/20/12	*	35	9-19	.474	1-2	.500	5-6	.833	9	1	10	5.6	2	0	1	0	0	24	15.1	
at Savannah State	01/23/12	*	25	4-10	.400	0-0	.000	1-3	.333	2	4	6	5.7	1	0	1	1	1	9	14.8	
MERCER	01/28/12	*	27	4-8	.500	1-3	.333	5-5	1.000	1	3	4	5.6	4	0	3	1	0	14	14.7	
KENNESAW STATE	01/30/12	*	27	4-14	.286	0-1	.000	1-2	.500	5	7	12	5.9	5	1	6	2	3	9	14.5	
at North Florida	02/04/12	*	18	3-8	.375	0-2	.000	0-0	.000	0	1	1	5.7	4	1	0	1	0	6	14.1	
at Jacksonville	02/06/12	*	32	3-8	.375	0-1	.000	2-2	1.000	4	3	7	5.7	2	0	2	1	1	8	13.8	
LIPSCOMB	02/11/12	*	26	6-10	.600	0-0	.000	6-9	.667	1	1	2	5.6	3	1	1	0	0	18	14.0	
BELMONT	02/13/12	*	30	13-18	.722	5-10	.500	0-1	.000	1	4	5	5.5	2	3	1	0	1	31	14.7	
at FGCU	02/17/12	*	33	10-15	.667	0-0	.000	3-4	.750	1	4	5	5.5	1	2	1	0	1	23	15.0	
Totals			27	756	153-299	.512	18-50	.360	80-109	.734	56	93	149	5.5	78	40	62	11	16	404	15.0

Games played: 27
 Minutes/game: 28.0
 Points/game: 15.0
 FG Pct: 51.2
 3FG Pct: 36.0
 FT Pct: 73.4

Rebounds/game: 5.5
 Assists/game: 1.5
 Turnovers/game: 2.3
 Assist/turnover ratio: 0.6
 Steals/game: 0.6
 Blocks/game: 0.4

PEGG CAREER STATISTICS (OVERALL)

Year	GP-GS	Min-Avg	FG-A	Pct	3FG-A	Pct	FT-A	Pct	Off-Def-Tot	Avg	PF-D	A	TO	B	S	TP	Avg
2008-09 (UD)	32-0	318-9.9	21-52	.404	0-0	.000	9-13	.692	14-37-51	1.6	47-0	7	18	6	2	51	1.6
2009-10 (UD)	30-14	542-18.1	62-133	.466	0-1	.000	27-35	.771	26-53-79	2.6	67-0	14	28	9	4	151	5.0
2011-12	27-27	756-28.0	153-299	.512	18-50	.360	80-109	.734	56-93-149	5.5	78-3	40	62	11	16	404	15.0
TOTAL	89-41	1616-18.1	236-483	.488	18-51	.353	116-157	.738	96-183-278	3.1	192-3	61	108	26	22	616	6.9

PEGG CAREER STATISTICS (ATLANTIC SUN ONLY)

Year	GP-GS	Min-Avg	FG-A	Pct	3FG-A	Pct	FT-A	Pct	Off-Def-Tot	Avg	PF-D	A	TO	B	S	TP	Avg
2011-12	16-16	453-28.3	103-197	.523	11-32	.344	44-60	.733	44-54-98	6.1	50-2	23	31	7	10	261	16.3
TOTAL	16-16	453-28.3	103-197	.523	11-32	.344	44-60	.733	44-54-98	6.1	50-2	23	31	7	10	261	16.3

RECORD:	OVERALL	HOME	AWAY	NEUTRAL
ALL GAMES	9-18	6-6	3-10	0-2
CONFERENCE	6-10	4-5	2-5	0-0
NON-CONFERENCE	3-8	2-1	1-5	0-2

#	Player	gp-gs	min	avg	Total		3-Point		F-Throw		Rebounds		pf	dq	a	to	blk	stl	pts	avg		
					fg-fga	fg%	3fg-fga	3fg%	ft-fa	ft%	off	def									tot	avg
41	Adam Pegg	27-27	756	28.0	153-299	.512	18-50	.360	80-109	.734	56	93	149	5.5	78	3	40	62	11	16	404	15.0
23	Chris Perez	27-26	835	30.9	134-301	.445	29-91	.319	63-98	.643	48	69	117	4.3	68	2	48	51	1	33	360	13.3
11	Aaron Graham	27-27	764	28.3	108-268	.403	66-176	.375	76-98	.776	21	97	118	4.4	74	5	71	75	6	36	358	13.3
12	Joel Naburgs	26-25	758	29.2	81-203	.399	48-141	.340	35-46	.761	26	104	130	5.0	47	1	71	55	1	23	245	9.4
03	Willie Green	27-0	593	22.0	77-146	.527	3-16	.188	42-66	.636	48	77	125	4.6	41	0	37	38	36	10	199	7.4
24	Liam McInerney	27-27	626	23.2	41-90	.456	19-42	.452	20-28	.714	46	65	111	4.1	76	3	41	39	14	22	121	4.5
02	Amara Thompson	17-2	261	15.4	19-46	.413	2-6	.333	15-31	.484	10	29	39	2.3	26	0	37	49	3	8	55	3.2
22	Tyshawn Patterson	27-0	350	13.0	27-81	.333	10-33	.303	23-32	.719	8	35	43	1.6	34	0	40	50	3	20	87	3.2
01	Dennis Diaz	27-1	277	10.3	26-70	.371	14-47	.298	7-10	.700	12	25	37	1.4	36	2	20	34	1	9	73	2.7
33	J.R. Weston	8-0	72	9.0	6-16	.375	4-10	.400	2-5	.400	3	6	9	1.1	9	0	5	3	1	0	18	2.3
21	Jermol Paul	25-0	158	6.3	11-27	.407	3-10	.300	16-20	.800	11	16	27	1.1	25	0	4	18	2	3	41	1.6
04	Diego Morales	6-0	25	4.2	0-1	.000	0-0	.000	0-0	.000	0	2	2	0.3	2	0	3	1	0	0	0	0.0
Team											33	45	78								6	
Total.....		27	5475		683-1548	.441	216-622	.347	379-543	.698	322	663	985	36.5	516	16	417	481	79	180	1961	72.6
Opponents.....		27	5475		781-1684	.464	192-530	.362	359-543	.661	341	626	967	35.8	465	-	428	382	76	250	2113	78.3

TEAM STATISTICS	STETSON	OPP
SCORING	1961	2113
Points per game	72.6	78.3
Scoring margin	-5.6	-
FIELD GOALS-ATT	683-1548	781-1684
Field goal pct	.441	.464
3 POINT FG-ATT	216-622	192-530
3-point FG pct	.347	.362
3-pt FG made per game	8.0	7.1
FREE THROWS-ATT	379-543	359-543
Free throw pct	.698	.661
F-Throws made per game	14.0	13.3
REBOUNDS	985	967
Rebounds per game	36.5	35.8
Rebounding margin	+0.7	-
ASSISTS	417	428
Assists per game	15.4	15.9
TURNOVERS	481	382
Turnovers per game	17.8	14.1
Turnover margin	-3.7	-
Assist/turnover ratio	0.9	1.1
STEALS	180	250
Steals per game	6.7	9.3
BLOCKS	79	76
Blocks per game	2.9	2.8
ATTENDANCE	16348	54164
Home games-Avg/Game	12-1362	13-3315
Neutral site-Avg/Game	-	2-5536

Score by Periods	1st	2nd	OT	Totals
Stetson	913	1006	42	1961
Opponents	935	1125	53	2113

Date	Opponent	Score	Att.
11/11/11	BETHUNE-COOKMAN	w 65-60	1241
11/14/11	at Florida A&M	w 78-60	1116
11/16/11	at Florida State	L 66-79	6424
11/19/11	SAINT LEO	w 74-69	1051
11/21/11	at Charleston Southern	L 64-73	891
11/28/11	vs Florida	L 70-96	5843
* 12/01/11	ETSU	w 73-65	1046
12/04/11	at Indiana	L 50-84	16821
* 12/17/11	USC UPSTATE	L 63-79	625
12/21/11	CHARLESTON SOUTHERN	L 81-88	1035
12/29/11	at UCF	L 70-80	4894
12/30/11	vs James Madison	Lot 69-71	5230
* 01/02/12	at Kennesaw State	w 66-62	884
* 01/04/12	at Mercer	L 59-75	1750
* 01/07/12	JACKSONVILLE	w 73-61	1267
* 01/09/12	NORTH FLORIDA	w 68-64	873
* 01/14/12	at Belmont	L 71-84	2130
* 01/16/12	at Lipscomb	Lot 103-104	1917
* 01/20/12	FGCU	L 85-92	2175
01/23/12	at Savannah State	L 45-75	1510
* 01/28/12	MERCER	L 64-75	1929
* 01/30/12	KENNESAW STATE	w 75-59	1589
* 02/04/12	at North Florida	L 96-99	1324
* 02/06/12	at Jacksonville	L 63-74	1078
* 02/11/12	LIPSCOMB	Lot 91-99	1542
* 02/13/12	BELMONT	L 93-106	1975
* 02/17/12	at FGCU	w 86-80	2352

* - Conference game

MISCELLANEOUS STATISTICS

RECORD BY STARTING LINEUP

Perez (g), Graham (g), Naburgs (g), McInerney (f), Pegg (c)	8-16
Perez (g), Graham (g), Diaz (g), McInerney (f), Pegg (c)	1-0
Thompson (g), Graham (g), Naburgs (g), McInerney (f), Pegg (c)	0-1
Thompson (g), Graham (g), Perez (g), McInerney (f), Pegg (c)	0-1

DOUBLE-FIGURE GAMES

POINTS	REBOUNDS
Perez	23
Pegg	19
Graham	19
Naburgs	14
Green	9
McInerney	2
Weston	1
Pegg	3
Naburgs	1
McInerney	1
Green	1
Graham	1
Perez	1

DOUBLE-DOUBLES ASSISTS

Pegg	2
Graham	1
Green	1

RECORD WHEN...

	ALL	A-SUN
Leading or tied at halftime:	7-6	6-3
Trailing at halftime:	1-12	0-7
Shoot 50 percent or higher:	3-2	2-2
Shoot less than 50 percent:	6-16	4-8
Shoot higher percentage than opp.:	8-2	5-1
Shoot lower percentage than opp.:	1-16	1-9
Opp. shoot less than 50 percent:	9-8	6-4
Opp. shoot 50 percent or higher:	0-10	0-6
Score fewer than 60 points:	0-3	0-1
Score 60-plus points:	7-14	4-8
Score 70-plus points:	5-8	3-5
Score 80-plus points:	1-5	1-4
Score 90-plus points:	0-4	0-4
Score 100-plus points:	0-1	0-1
More rebounds than opp.:	6-6	4-4
Equal/fewer rebounds than opp.:	3-12	2-6
40+ rebounds:	4-4	2-3
Fewer than 40 rebounds:	5-15	4-8
Fewer turnovers than opp.:	1-5	1-4
Equal/more turnovers than opp.:	8-13	5-6
Games decided by 5 points or fewer:	4-3	2-2
Overtime games:	0-3	0-2
Televised games:	2-3	2-1
Games vs. ranked opp.:	0-2	0-0
Games following loss:	6-12	4-6
Games following win:	2-6	1-4
More points in paint than opp.:	3-2	1-0
Equal/fewer points in paint than opp.:	6-16	5-10
More points off TO than opp.:	4-4	3-3
Equal/fewer points off TO than opp.:	5-14	3-7
More bench points than opp.:	4-2	4-0
Equal/fewer bench points than opp.:	5-16	2-10
More 2nd chance points than opp.:	5-5	4-4
Equal/fewer 2nd-ch. pts. than opp.:	4-13	2-5
Playing in November:	3-3	0-0
Playing in December:	1-5	1-1
Playing in January:	4-6	4-5
Playing in February:	1-4	1-4
Playing in March:	0-0	0-0

2011-12 STETSON GAME-BY-GAME STATISTICS

Opponent	Date	Score		Total		3-Pointers		Free throws		Rebounds				pf	a	t/o	blk	stl	pts	avg
				fg-fga	pct	3fg-fga	pct	ft-fa	pct	off	def	tot	avg							
BETHUNE-COOKMAN	11/11/11	65-60	W	23-42	.548	6-12	.500	13-24	.542	6	30	36	36.0	23	15	29	4	8	65	65.0
at Florida A&M	11/14/11	78-60	W	26-55	.473	7-14	.500	19-21	.905	12	42	54	45.0	25	14	26	2	7	78	71.5
at Florida State	11/16/11	66-79	L	25-67	.373	10-33	.303	6-9	.667	19	15	34	41.3	14	14	17	0	8	66	69.7
SAINT LEO	11/19/11	74-69	W	24-53	.453	10-29	.345	16-19	.842	15	26	41	41.2	13	19	16	4	3	74	70.8
at Charleston Southern	11/21/11	64-73	L	22-51	.431	13-26	.500	7-15	.467	9	25	34	39.8	21	10	26	5	6	64	69.4
vs Florida	11/28/11	70-96	L	24-58	.414	1-17	.059	21-29	.724	10	27	37	39.3	19	14	18	3	4	70	69.5
ETSU	12/01/11	73-65	W	25-54	.463	11-24	.458	12-23	.522	13	32	45	40.1	20	20	23	3	5	73	70.0
at Indiana	12/04/11	50-84	L	17-53	.321	8-20	.400	8-13	.615	12	24	36	39.6	14	8	23	1	6	50	67.5
USC UPSTATE	12/17/11	63-79	L	23-50	.460	5-15	.333	12-17	.706	11	20	31	38.7	20	14	20	3	6	63	67.0
CHARLESTON SOUTHER	12/21/11	81-88	L	30-68	.441	13-31	.419	8-13	.615	13	26	39	38.7	22	23	20	4	9	81	68.4
at UCF	12/29/11	70-80	L	24-64	.375	7-23	.304	15-18	.833	14	19	33	38.2	23	14	13	5	6	70	68.5
vs James Madison	12/30/11	69-71	Lot	23-52	.442	7-24	.292	16-24	.667	8	35	43	38.6	17	16	21	2	6	69	68.6
at Kennesaw State	01/02/12	66-62	W	24-51	.471	10-21	.476	8-14	.571	9	28	37	38.5	15	18	13	3	4	66	68.4
at Mercer	01/04/12	59-75	L	21-56	.375	4-23	.174	13-18	.722	11	18	29	37.8	22	7	13	2	8	59	67.7
JACKSONVILLE	01/07/12	73-61	W	24-44	.545	4-16	.250	21-30	.700	8	25	33	37.5	22	14	21	1	7	73	68.1
NORTH FLORIDA	01/09/12	68-64	W	26-55	.473	4-16	.250	12-18	.667	11	22	33	37.2	13	13	10	4	8	68	68.1
at Belmont	01/14/12	71-84	L	24-54	.444	15-33	.455	8-11	.727	9	17	26	36.5	18	18	19	3	8	71	68.2
at Lipscomb	01/16/12	103-104	Lot	34-74	.459	13-37	.351	22-30	.733	14	32	46	37.1	25	20	16	3	8	103	70.2
FGCU	01/20/12	85-92	L	29-73	.397	8-28	.286	19-26	.731	25	18	43	37.4	20	17	14	0	7	85	70.9
at Savannah State	01/23/12	45-75	L	17-51	.333	1-10	.100	10-23	.435	12	22	34	37.2	18	7	15	4	6	45	69.7
MERCER	01/28/12	64-75	L	20-51	.392	7-27	.259	17-19	.895	8	21	29	36.8	22	12	21	6	10	64	69.4
KENNESAW STATE	01/30/12	75-59	W	27-68	.397	9-25	.360	12-16	.750	22	27	49	37.4	14	22	18	5	9	75	69.6
at North Florida	02/04/12	96-99	L	36-68	.529	8-24	.333	16-19	.842	11	15	26	36.9	22	7	8	2	8	96	70.8
at Jacksonville	02/06/12	63-74	L	21-54	.389	5-19	.263	16-22	.727	12	28	40	37.0	14	14	18	3	5	63	70.5
LIPSCOMB	02/11/12	91-99	Lot	30-63	.476	7-22	.318	24-32	.750	9	27	36	37.0	31	21	18	3	8	91	71.3
BELMONT	02/13/12	93-106	L	37-71	.521	15-35	.429	4-9	.444	12	17	29	36.7	16	24	11	3	4	93	72.1
at FGCU	02/17/12	86-80	W	27-48	.563	8-18	.444	24-31	.774	7	25	32	36.5	13	22	14	1	6	86	72.6
Stetson		1961		683-1548	.441	216-622	.347	379-543	.698	322	663	985	36.5	516	417	481	79	180	1961	72.6
Opponents		2113		781-1684	.464	192-530	.362	359-543	.661	341	626	967	35.8	465	428	382	76	250	2113	78.3

Games played: 27

Points/game: 72.6

FG Pct: 44.1

3FG Pct: 34.7

FT Pct: 69.8

Rebounds/game: 36.5

Assists/game: 15.4

Turnovers/game: 17.8

Assist/turnover ratio: 0.9

Steals/game: 6.7

Blocks/game: 2.9

2011-12 OPPONENT GAME-BY-GAME STATISTICS

Opponent	Date	Score		Total		3-Pointers		Free throws		Rebounds				pf	a	t/o	blk	stl	pts	avg
				fg-fga	pct	3fg-fga	pct	ft-fa	pct	off	def	tot	avg							
BETHUNE-COOKMAN	11/11/11	65-60	W	19-73	.260	4-19	.211	18-25	.720	27	20	47	47.0	23	6	19	2	16	60	60.0
at Florida A&M	11/14/11	78-60	W	24-74	.324	2-16	.125	10-19	.526	13	18	31	39.0	20	11	19	2	12	60	60.0
at Florida State	11/16/11	66-79	L	32-56	.571	4-10	.400	11-17	.647	11	25	36	38.0	12	15	17	5	9	79	66.3
SAINT LEO	11/19/11	74-69	W	26-59	.441	12-23	.522	5-10	.500	8	16	24	34.5	19	14	10	0	12	69	67.0
at Charleston Southern	11/21/11	64-73	L	26-56	.464	8-19	.421	13-21	.619	11	23	34	34.4	14	17	18	1	17	73	68.2
vs Florida	11/28/11	70-96	L	34-73	.466	14-35	.400	14-20	.700	15	28	43	35.8	21	22	10	6	14	96	72.8
ETSU	12/01/11	73-65	W	25-58	.431	2-12	.167	13-24	.542	8	20	28	34.7	16	14	16	4	11	65	71.7
at Indiana	12/04/11	50-84	L	34-66	.515	5-13	.385	11-14	.786	10	26	36	34.9	10	20	9	7	13	84	73.2
USC UPSTATE	12/17/11	63-79	L	27-60	.450	8-18	.444	17-21	.810	13	19	32	34.6	17	12	11	3	14	79	73.9
CHARLESTON SOUTHER	12/21/11	81-88	L	34-66	.515	9-19	.474	11-19	.579	11	26	37	34.8	15	22	16	5	11	88	75.3
at UCF	12/29/11	70-80	L	29-56	.518	7-19	.368	15-26	.577	15	28	43	35.5	14	12	15	5	6	80	75.7
vs James Madison	12/30/11	69-71	Lot	27-72	.375	6-21	.286	11-14	.786	12	25	37	35.7	17	13	11	2	8	71	75.3
at Kennesaw State	01/02/12	66-62	W	24-55	.436	5-21	.238	9-15	.600	7	22	29	35.2	14	15	10	4	5	62	74.3
at Mercer	01/04/12	59-75	L	24-51	.471	3-16	.188	24-30	.800	12	26	38	35.4	12	15	14	2	5	75	74.4
JACKSONVILLE	01/07/12	73-61	W	21-58	.362	4-14	.286	15-22	.682	14	17	31	35.1	24	13	16	1	10	61	73.5
NORTH FLORIDA	01/09/12	68-64	W	27-57	.474	6-19	.316	4-12	.333	14	21	35	35.1	16	18	13	3	2	64	72.9
at Belmont	01/14/12	71-84	L	32-59	.542	5-22	.227	15-18	.833	13	22	35	35.1	14	22	16	2	10	84	73.5
at Lipscomb	01/16/12	103-104	Lot	41-74	.554	8-21	.381	14-28	.500	11	30	41	35.4	24	17	15	2	5	104	75.2
FGCU	01/20/12	85-92	L	33-51	.647	9-22	.409	17-22	.773	2	23	25	34.8	19	18	15	2	9	92	76.1
at Savannah State	01/23/12	45-75	L	27-63	.429	11-20	.550	10-19	.526	21	29	50	35.6	17	13	12	3	9	75	76.1
MERCER	01/28/12	64-75	L	28-48	.583	7-15	.467	12-24	.500	5	23	28	35.2	19	23	19	2	9	75	76.0
KENNESAW STATE	01/30/12	75-59	W	24-62	.387	4-17	.235	7-11	.636	12	20	32	35.1	14	16	17	4	10	59	75.2
at North Florida	02/04/12	96-99	L	37-61	.607	11-22	.500	14-21	.667	14	24	38	35.2	20	12	16	1	3	99	76.3
at Jacksonville	02/06/12	63-74	L	26-64	.406	9-22	.409	13-19	.684	13	24	37	35.3	16	15	10	4	9	74	76.2
LIPSCOMB	02/11/12	91-99	Lot	33-69	.478	3-15	.200	30-42	.714	15	27	42	35.6	23	14	14	2	8	99	77.1
BELMONT	02/13/12	93-106	L	37-64	.578	12-20	.600	20-21	.952	11	24	35	35.5	13	22	12	1	6	106	78.2
at FGCU	02/17/12	86-80	W	30-79	.380	14-40	.350	6-9	.667	23	20	43	35.8	22	17	12	1	7	80	78.3
Opponents		2113		781-1684	.464	192-530	.362	359-543	.661	341	626	967	35.8	465	428	382	76	250	2113	78.3
Stetson		1961		683-1548	.441	216-622	.347	379-543	.698	322	663	985	36.5	516	417	481	79	180	1961	72.6

Games played: 27
Points/game: 78.3
FG Pct: 46.4
3FG Pct: 36.2
FT Pct: 66.1

Rebounds/game: 35.8
Assists/game: 15.9
Turnovers/game: 14.1
Assist/turnover ratio: 1.1
Steals/game: 9.3
Blocks/game: 2.8

2011-12 STETSON SEASON-CAREER STATISTICS

SEASON STATISTICS											CAREER STATISTICS									
SUMMARY	gp-gs	min/g	fg%	3fg%	ft%	r/g	a/g	stl	blk	pts/g	gp-gs	min/g	fg%	3fg%	ft%	r/g	a/g	stl	blk	pts/g
Adam Pegg	27-27	28.0	.512	.360	.734	5.5	1.5	16	11	15.0	27-27	28.0	.512	.360	.734	5.5	1.5	16	11	15.0
Chris Perez	27-26	30.9	.445	.319	.643	4.3	1.8	33	1	13.3	27-26	30.9	.445	.319	.643	4.3	1.8	33	1	13.3
Aaron Graham	27-27	28.3	.403	.375	.776	4.4	2.6	36	6	13.3	57-43	23.9	.391	.370	.778	3.3	1.9	65	11	9.5
Joel Naburgs	26-25	29.2	.399	.340	.761	5.0	2.7	23	1	9.4	85-47	25.8	.370	.337	.766	3.6	1.9	56	7	7.5
Willie Green	27-0	22.0	.527	.188	.636	4.6	1.4	10	36	7.4	27-0	22.0	.527	.188	.636	4.6	1.4	10	36	7.4
Liam McInerney	27-27	23.2	.456	.452	.714	4.1	1.5	22	14	4.5	86-36	16.8	.409	.303	.606	3.1	0.8	41	30	2.7
Amara Thompson	17-2	15.4	.413	.333	.484	2.3	2.2	8	3	3.2	17-2	15.4	.413	.333	.484	2.3	2.2	8	3	3.2
Tyshawn Patterson	27-0	13.0	.333	.303	.719	1.6	1.5	20	3	3.2	81-23	17.5	.394	.257	.640	1.7	1.4	66	10	6.6
Dennis Diaz	27-1	10.3	.371	.298	.700	1.4	0.7	9	1	2.7	27-1	10.3	.371	.298	.700	1.4	0.7	9	1	2.7
J.R. Weston	8-0	9.0	.375	.400	.400	1.1	0.6	0	1	2.3	36-1	8.5	.324	.255	.476	1.1	0.5	5	2	1.9
Jermol Paul	25-0	6.3	.407	.300	.800	1.1	0.2	3	2	1.6	48-1	8.6	.463	.200	.750	1.1	0.2	7	2	2.4
Diego Morales	6-0	4.2	.000	.000	.000	0.3	0.5	0	0	0.0	8-0	3.5	.333	.000	.667	0.3	0.4	0	0	0.5
SCORING	fg-fga	fg%	3fg-fga	3fg%	ft-fta	ft%	pts	pts/g	fg-fga	fg%	3fg-fga	3fg%	ft-fta	ft%	pts	pts/g				
Adam Pegg	153-299	.512	18-50	.360	80-109	.734	404	15.0	153-299	.512	18-50	.360	80-109	.734	404	15.0				
Chris Perez	134-301	.445	29-91	.319	63-98	.643	360	13.3	134-301	.445	29-91	.319	63-98	.643	360	13.3				
Aaron Graham	108-268	.403	66-176	.375	76-98	.776	358	13.3	166-425	.391	98-265	.370	112-144	.778	542	9.5				
Joel Naburgs	81-203	.399	48-141	.340	35-46	.761	245	9.4	197-532	.370	122-362	.337	121-158	.766	637	7.5				
Willie Green	77-146	.527	3-16	.188	42-66	.636	199	7.4	77-146	.527	3-16	.188	42-66	.636	199	7.4				
Liam McInerney	41-90	.456	19-42	.452	20-28	.714	121	4.5	88-215	.409	20-66	.303	40-66	.606	236	2.7				
Amara Thompson	19-46	.413	2-6	.333	15-31	.484	55	3.2	19-46	.413	2-6	.333	15-31	.484	55	3.2				
Tyshawn Patterson	27-81	.333	10-33	.303	23-32	.719	87	3.2	183-465	.394	52-202	.257	119-186	.640	537	6.6				
Dennis Diaz	26-70	.371	14-47	.298	7-10	.700	73	2.7	26-70	.371	14-47	.298	7-10	.700	73	2.7				
J.R. Weston	6-16	.375	4-10	.400	2-5	.400	18	2.3	23-71	.324	12-47	.255	10-21	.476	68	1.9				
Jermol Paul	11-27	.407	3-10	.300	16-20	.800	41	1.6	37-80	.463	4-20	.200	39-52	.750	117	2.4				
Diego Morales	0-1	.000	0-0	.000	0-0	.000	0	0.0	1-3	.333	0-0	.000	2-3	.667	4	0.5				
TOTALS	o-reb	d-reb	t-reb	pf	fo	ast	to	a/to	o-reb	d-reb	t-reb	pf	fo	ast	to	a/to				
Adam Pegg	56	93	149	78	3	40	62	0.6	56	93	149	78	3	40	62	0.6				
Chris Perez	48	69	117	68	2	48	51	0.9	48	69	117	68	2	48	51	0.9				
Aaron Graham	21	97	118	74	5	71	75	0.9	42	145	187	127	8	106	127	0.8				
Joel Naburgs	26	104	130	47	1	71	55	1.3	48	255	303	124	2	165	138	1.2				
Willie Green	48	77	125	41	0	37	38	1.0	48	77	125	41	0	37	38	1.0				
Liam McInerney	46	65	111	76	3	41	39	1.1	110	157	267	170	5	65	70	0.9				
Amara Thompson	10	29	39	26	0	37	49	0.8	10	29	39	26	0	37	49	0.8				
Tyshawn Patterson	8	35	43	34	0	40	50	0.8	25	113	138	121	1	117	158	0.7				
Dennis Diaz	12	25	37	36	2	20	34	0.6	12	25	37	36	2	20	34	0.6				
J.R. Weston	3	6	9	9	0	5	3	1.7	16	24	40	39	0	17	19	0.9				
Jermol Paul	11	16	27	25	0	4	18	0.2	22	31	53	62	1	8	42	0.2				
Diego Morales	0	2	2	2	0	3	1	3.0	0	2	2	2	0	3	1	3.0				

2011-12 FIRST HALF GAME STATISTICS

#	Player	gp-gs	min	avg	Total		3-Point		F-Throw		Rebounds					pts	avg					
					fg-fga	fg%	3fg-fga	3fg%	ft-fa	ft%	off	def	tot	avg	pf			dq	a	to	blk	stl
41	Adam Pegg	27-27	346	12.8	70-138	.507	6-17	.353	22-27	.815	29	44	73	2.7	27	0	20	29	6	8	168	6.2
23	Chris Perez	27-26	379	14.0	56-141	.397	18-51	.353	28-40	.700	14	32	46	1.7	27	0	21	25	0	17	158	5.9
11	Aaron Graham	27-27	349	12.9	45-116	.388	28-74	.378	26-30	.867	8	50	58	2.1	27	0	33	36	5	17	144	5.3
12	Joel Naburgs	26-25	359	13.8	39-99	.394	25-70	.357	8-11	.727	11	43	54	2.1	17	0	31	24	1	10	111	4.3
03	Willie Green	27-0	298	11.0	36-75	.480	1-8	.125	24-33	.727	21	42	63	2.3	23	0	20	20	16	8	97	3.6
24	Liam McInerney	27-27	325	12.0	21-42	.500	12-19	.632	7-11	.636	21	36	57	2.1	32	0	23	24	7	13	61	2.3
01	Dennis Diaz	27-1	164	6.1	20-44	.455	12-29	.414	7-9	.778	9	12	21	0.8	20	0	15	21	1	7	59	2.2
02	Amara Thompson	17-2	134	7.9	11-26	.423	1-3	.333	8-11	.727	5	16	21	1.2	10	0	18	25	2	4	31	1.8
22	Tyshawn Patterson	27-0	198	7.3	14-42	.333	4-14	.286	14-16	.875	7	17	24	0.9	13	0	18	26	1	6	46	1.7
21	Jermol Paul	25-0	98	3.9	8-21	.381	3-10	.300	10-12	.833	8	10	18	0.7	15	0	3	13	2	2	29	1.2
33	J.R. Weston	8-0	36	4.5	3-7	.429	2-6	.333	1-2	.500	0	2	2	0.3	5	0	3	1	1	0	9	1.1
04	Diego Morales	6-0	14	2.3	0-0	.000	0-0	.000	0-0	.000	0	1	1	0.2	2	0	2	1	0	0	0	0.0
Team											11	21	32						3			
Total.....		27	2700		323-751	.430	112-301	.372	155-202	.767	144	326	470	17.4	218	0	207	248	42	92	913	33.8
Opponents.....		27	2700		357-816	.438	90-260	.346	131-195	.672	163	301	464	17.2	197	-	209	210	34	136	935	34.6

2011-12 SECOND HALF GAME STATISTICS

#	Player	gp-gs	min	avg	Total		3-Point		F-Throw		Rebounds					pts	avg					
					fg-fga	fg%	3fg-fga	3fg%	ft-fa	ft%	off	def	tot	avg	pf			dq	a	to	blk	stl
41	Adam Pegg	27-27	398	14.7	81-159	.509	12-33	.364	52-75	.693	26	46	72	2.7	50	1	19	32	5	8	226	8.4
11	Aaron Graham	27-27	405	15.0	60-147	.408	36-98	.367	46-62	.742	13	46	59	2.2	47	0	38	39	1	19	202	7.5
23	Chris Perez	27-26	448	16.6	78-159	.491	11-39	.282	35-58	.603	34	37	71	2.6	41	0	26	26	1	16	202	7.5
12	Joel Naburgs	26-25	385	14.8	39-100	.390	20-67	.299	25-33	.758	15	59	74	2.8	28	0	40	30	0	13	123	4.7
03	Willie Green	27-0	286	10.6	41-70	.586	2-7	.286	18-33	.545	27	34	61	2.3	17	0	17	18	20	2	102	3.8
24	Liam McInerney	27-27	296	11.0	19-46	.413	7-22	.318	13-17	.765	23	29	52	1.9	42	0	18	15	7	9	58	2.1
22	Tyshawn Patterson	27-0	147	5.4	12-35	.343	6-18	.333	9-16	.563	1	18	19	0.7	20	0	20	23	2	14	39	1.4
02	Amara Thompson	17-2	120	7.1	8-20	.400	1-3	.333	5-18	.278	5	13	18	1.1	14	0	15	23	1	4	22	1.3
33	J.R. Weston	8-0	36	4.5	3-9	.333	2-4	.500	1-3	.333	3	4	7	0.9	4	0	2	2	0	0	9	1.1
21	Jermol Paul	25-0	60	2.4	3-6	.500	0-0	.000	6-8	.750	3	6	9	0.4	10	0	1	5	0	1	12	0.5
01	Dennis Diaz	27-1	108	4.0	5-24	.208	1-16	.063	0-1	.000	3	11	14	0.5	13	0	5	12	0	2	11	0.4
04	Diego Morales	6-0	11	1.8	0-1	.000	0-0	.000	0-0	.000	0	1	1	0.2	0	0	1	0	0	0	0	0.0
Team											22	24	46						2			
Total.....		27	2700		349-776	.450	98-307	.319	210-324	.648	175	328	503	18.6	286	1	202	227	37	88	1006	37.3
Opponents.....		27	2700		407-842	.483	98-261	.375	213-328	.649	174	317	491	18.2	259	-	210	171	42	113	1125	41.7

CONFERENCE GAME ONLY STATISTICS

#	Player	gp-gs	min	avg	Total		3-Point		F-Throw		Rebounds					pts	avg					
					fg-fga	fg%	3fg-fga	3fg%	ft-fa	ft%	off	def	tot	avg	pf			dq	a	to	blk	stl
41	Adam Pegg	16-16	453	28.3	103-197	.523	11-32	.344	44-60	.733	44	54	98	6.1	50	2	23	31	7	10	261	16.3
11	Aaron Graham	16-16	475	29.7	71-170	.418	44-116	.379	55-72	.764	9	47	56	3.5	44	3	42	41	4	21	241	15.1
23	Chris Perez	16-15	497	31.1	83-177	.469	20-57	.351	41-60	.683	24	47	71	4.4	40	2	34	24	1	20	227	14.2
12	Joel Naburgs	16-15	485	30.3	48-118	.407	27-82	.329	28-34	.824	12	58	70	4.4	30	1	52	30	1	16	151	9.4
03	Willie Green	16-0	364	22.8	47-87	.540	1-10	.100	34-48	.708	34	49	83	5.2	24	0	23	16	19	6	129	8.1
24	Liam McInerney	16-16	365	22.8	27-50	.540	14-27	.519	6-8	.750	24	32	56	3.5	42	2	27	21	10	15	74	4.6
22	Tyshawn Patterson	16-0	193	12.1	20-55	.364	5-21	.238	12-16	.750	7	20	27	1.7	21	0	18	29	0	11	57	3.6
02	Amara Thompson	13-1	190	14.6	12-27	.444	2-4	.500	10-23	.435	8	22	30	2.3	20	0	30	37	3	5	36	2.8
01	Dennis Diaz	16-1	148	9.3	12-36	.333	8-28	.286	1-2	.500	5	9	14	0.9	25	2	12	18	0	6	33	2.1
21	Jermol Paul	14-0	66	4.7	5-16	.313	1-5	.200	8-10	.800	9	6	15	1.1	10	0	2	6	0	1	19	1.4
33	J.R. Weston	1-0	8	8.0	0-1	.000	0-1	.000	1-2	.500	0	2	2	2.0	1	0	0	0	0	0	1	1.0
04	Diego Morales	1-0	6	6.0	0-0	.000	0-0	.000	0-0	.000	0	0	0	0.0	0	0	0	0	0	0	0	0.0
Team											16	26	42						4			
Total.....		16	3250		428-934	.458	133-383	.347	240-335	.716	192	372	564	35.2	307	12	263	257	45	111	1229	76.8
Opponents.....		16	3250		469-970	.484	110-316	.348	230-339	.678	187	362	549	34.3	283	-	263	226	38	123	1278	79.9



Official Basketball Box Score -- Game Totals -- Final Statistics
Bethune-Cookman vs Stetson
 11/11/11 7:30 pm at Deland, Fla. (Edmunds Center)



Bethune-Cookman 60 • 0-1

#	Player	F	Total			3-Ptr			Rebounds			PF	TP	A	TO	Blk	Stl	Min
			FG	FGA	FT	FTA	FG	FGA	FT	FTA	Off							
23	HOLLOMAN, Garris	f	4	15	0	2	2	9	6	15	2	10	0	2	0	4	35	
01	COLEMAN, Adrien	g	1	5	0	0	0	1	2	3	4	2	0	5	0	2	19	
05	BREEZE, Anthony	g	6	10	0	6	7	4	6	10	3	18	0	2	1	3	29	
12	TRAPP, Mikel	g	1	6	1	4	2	2	1	2	3	4	5	0	1	0	27	
02	DUKES, Kevin	g	2	11	2	7	1	2	1	3	2	7	4	3	0	1	29	
02	SMITH, Alex	g	0	2	0	0	0	5	1	6	2	2	0	1	1	0	8	
03	SCOTLAND, Paul	g	3	16	0	4	2	2	0	2	2	8	2	0	0	3	24	
15	MACK, Marc	g	1	5	0	0	0	1	0	1	2	2	0	1	0	1	11	
22	JOHNSON, Ricky	g	1	3	1	3	4	1	0	1	1	6	0	3	0	0	16	
32	BAROUM, David	g	0	0	0	0	0	0	0	0	1	0	0	0	0	1		
33	MCAFFEE, Raymoan	g	0	0	0	0	0	0	0	0	0	0	1	0	0	1		
Team								1	2	3								
Totals			19	73	4	19	18	25	27	20	47	23	60	6	19	2	16	

FG % 1st Half: 9-38 23.7% 2nd half: 10-35 28.6% Game: 19-73 26.0%
 3FG % 1st Half: 0-4 0.0% 2nd half: 4-15 26.7% Game: 4-19 21.1%
 FT % 1st Half: 13-17 76.5% 2nd half: 5-8 62.5% Game: 18-25 72.0%

Stetson 65 • 1-0

#	Player	F	Total			3-Ptr			Rebounds			PF	TP	A	TO	Blk	Stl	Min
			FG	FGA	FT	FTA	FG	FGA	FT	FTA	Off							
24	Liam McInerney	f	2	3	0	0	1	7	8	5	5	2	1	0	0	21		
41	Adam Pegg	c	4	7	0	0	6	8	1	4	5	4	14	1	5	0	29	
11	Aaron Graham	g	4	6	3	5	0	10	10	3	9	12	0	4	0	2	25	
12	Joel Naburbs	g	3	7	3	5	0	0	1	1	3	9	2	2	0	1	24	
23	Chris Perez	g	5	11	0	2	4	7	1	1	2	14	2	4	0	4	35	
01	Dennis Diaz	g	3	4	1	0	0	3	3	1	6	2	2	0	0	16		
03	Willie Green	g	1	3	0	0	1	0	1	0	3	2	3	2	1	17		
04	Diego Morales	g	0	0	0	0	0	1	1	2	2	0	2	1	0	6		
21	Jermol Paul	g	1	1	0	0	0	2	2	2	2	0	3	1	0	11		
22	Tyshawn Patterson	g	0	0	0	0	0	0	0	0	0	1	3	0	0	9		
33	J.R. Weston	g	0	0	0	0	0	0	0	0	1	0	1	1	1	7		
Team								2	1	3								
Totals			23	42	6	12	13	24	6	30	36	23	65	15	29	4	8	

FG % 1st Half: 11-21 52.4% 2nd half: 12-21 57.1% Game: 23-42 54.8%
 3FG % 1st Half: 1-4 25.0% 2nd half: 5-8 62.5% Game: 6-12 50.0%
 FT % 1st Half: 7-14 50.0% 2nd half: 6-10 60.0% Game: 13-24 54.2%

Officials: Ernie Pheal, Brandon Brandes, Curtis Pierce
 Technical fouls: Bethune-Cookman-None. Stetson-None.
 Attendance: 1241

Score by periods	1st	2nd	Total
Bethune-Cookman	31	29	60
Stetson	30	35	65

Last FG - BCMU12 2nd-01:37, STETSON 2nd-01:18.
 Largest lead - BCMU12 by 4 2nd-03:35, STETSON by 5 2nd-00:57.

Score tied - 10 times.
 Lead changed - 14 times.



Official Basketball Box Score -- Game Totals -- Final Statistics
Stetson vs Florida A&M
 11.14.11 7 p.m. at Tallahassee, Fla. (Al Lawson Center)



Stetson 78 • 2-0

#	Player	F	Total			3-Ptr			Rebounds			PF	TP	A	TO	Blk	Stl	Min
			FG	FGA	FT	FTA	FG	FGA	FT	FTA	Off							
24	Liam McInerney	f	5	6	2	3	1	2	3	4	4	13	0	1	0	0	17	
41	Adam Pegg	c	4	9	1	1	6	6	2	4	6	5	15	1	6	0	32	
11	Aaron Graham	g	4	11	0	2	1	2	6	8	3	9	3	2	0	1	22	
12	Joel Naburbs	g	2	4	0	0	2	9	11	1	6	0	3	0	0	28		
23	Chris Perez	g	4	9	1	1	3	4	2	5	7	3	12	1	2	0	27	
01	Dennis Diaz	g	2	4	1	2	0	0	3	3	1	5	0	2	0	1	12	
03	Willie Green	g	2	7	0	1	3	4	2	4	2	4	2	3	1	0	21	
04	Diego Morales	g	0	1	0	0	0	0	0	0	0	0	0	0	0	0	2	
21	Jermol Paul	g	1	1	0	0	2	2	1	3	4	3	4	0	3	0	9	
22	Tyshawn Patterson	g	1	2	0	0	6	6	0	3	3	2	8	7	4	1	31	
33	J.R. Weston	g	1	1	0	0	0	0	0	1	2	0	0	0	0	0	9	
Team								1	3	4								
Totals			26	55	7	14	19	21	12	42	54	25	78	14	26	2	7	

FG % 1st Half: 11-24 45.8% 2nd half: 15-31 48.4% Game: 26-55 47.3%
 3FG % 1st Half: 2-5 40.0% 2nd half: 5-9 55.6% Game: 7-14 50.0%
 FT % 1st Half: 11-12 91.7% 2nd half: 8-9 88.9% Game: 19-21 90.5%

Florida A&M 60 • 0-2

#	Player	F	Total			3-Ptr			Rebounds			PF	TP	A	TO	Blk	Stl	Min
			FG	FGA	FT	FTA	FG	FGA	FT	FTA	Off							
21	TEAL,Markee	f	3	6	0	0	2	0	2	4	6	0	4	0	2	2	21	
42	CROWDER,Yannick	f	6	12	0	0	1	1	4	5	2	13	0	2	1	0	29	
01	MOORE,Avery	g	3	13	1	7	3	5	0	2	2	0	10	0	2	0	34	
04	KENNINGS,Jeffrey	g	0	6	0	2	0	0	1	1	3	0	5	1	0	1	15	
15	BULLARD,D'Andre	g	3	8	1	1	1	1	3	4	1	8	1	2	0	1	26	
05	HAGOOD,Treshawn	g	1	5	0	1	0	0	0	0	2	2	2	1	1	1	12	
11	BROWN,Isaac	g	0	1	0	0	0	0	0	0	1	0	1	0	0	0	3	
12	LEWIS,Reggie	g	2	9	0	2	4	5	1	3	4	2	8	2	1	0	16	
24	NEAL,Jeffrey	g	0	1	0	0	0	1	1	2	0	0	0	0	0	0	4	
25	DEAN,Jeremy	g	1	5	0	2	1	4	1	2	3	0	3	1	3	0	23	
32	ROSE,Vaughn	g	0	0	0	0	1	1	0	1	0	0	0	0	0	0	1	
33	DRAYTON,Nathaniel	g	5	8	0	1	0	3	2	1	3	3	10	0	2	0	16	
Team								4	1	5								
Totals			24	74	2	16	10	19	13	18	31	20	60	11	19	2	12	

FG % 1st Half: 11-32 34.4% 2nd half: 13-42 31.0% Game: 24-74 32.4%
 3FG % 1st Half: 2-8 25.0% 2nd half: 0-8 0.0% Game: 2-16 12.5%
 FT % 1st Half: 3-4 75.0% 2nd half: 7-15 46.7% Game: 10-19 52.6%

Officials: (R)Everett Summers, (U1) Frank Raposo, (U2)Lenwood Swims
 Technical fouls: Stetson-TEAM. Florida A&M-None.
 Attendance: 1116

Score by periods	1st	2nd	Total
Stetson	35	43	78
Florida A&M	27	33	60

Last FG - STETSON 2nd-00:35, FAMU 2nd-00:22.
 Largest lead - STETSON by 25 2nd-06:26, FAMU by 3 1st-19:06.

Score tied - 1 time.
 Lead changed - 5 times.



Official Basketball Box Score -- Game Totals -- Final Statistics
Stetson vs Florida State
 11/16/11 7:00 pm at Donald L Tucker Center, Tallahassee, FL



Stetson 66 • 2-1

#	Player	F	Total			3-Ptr			Rebounds			PF	TP	A	TO	Blk	Stl	Min
			FG	FGA	FT	FTA	FG	FGA	FT	FTA	Off							
24	Liam McInerney	f	1	4	0	1	0	2	1	3	3	2	0	2	0	0	22	
41	Adam Pegg	c	3	8	1	3	0	0	2	2	4	7	1	0	0	0	29	
11	Aaron Graham	g	4	17	2	8	0	0	2	2	4	10	4	3	0	2	27	
12	Joel Naburbs	g	6	16	2	10	0	4	1	5	1	14	4	4	0	2	33	
23	Chris Perez	g	3	7	0	2	5	0	5	2	11	0	1	0	0	0	27	
01	Dennis Diaz	g	1	2	1	2	0	0	0	0	1	3	0	1	0	1	11	
03	Willie Green	g	1	3	0	1	2	1	7	8	1	3	2	3	0	1	17	
21	Jermol Paul	g	2	2	1	1	0	0	1	0	1	5	0	2	0	1	11	
22	Tyshawn Patterson	g	0	3	0	1	0	0	2	2	1	0	3	1	0	1	13	
33	J.R. Weston	g	4	5	3	4	0	0	1	0	11	0	0	0	0	0	10	
Team																		



Official Basketball Box Score - Game Totals - Final Statistics
Stetson vs Charleston Southern
 11/21/11 7:30 p.m. at Buccaneer Fieldhouse



Stetson 64 • 3-2

#	Player	Total		3-Ptr		Rebounds		PF	TP	A	TO	Blk	Stl	Min	
		FG-FGA	FT-FTA	FG-FGA	FT-FTA	Off	Def								Tot
24	Liam McInerney	f	2-5	1-3	0-0	2	4	6	2	5	1	5	0	2	25
41	Adam Pegg	c	3-5	2-2	2-4	0	1	1	2	10	0	1	2	1	26
11	Aaron Graham	g	6-11	5-8	0-1	0	5	5	5	17	2	7	0	0	26
12	Joel Naburgs	g	4-8	3-6	1-3	1	6	7	2	12	2	3	0	1	33
23	Chris Perez	g	1-6	0-1	1-3	4	2	6	3	3	1	3	0	1	35
01	Dennis Diaz	g	1-2	1-2	0-0	0	2	2	0	3	0	1	0	0	9
03	Willie Green	g	3-7	0-0	0-0	2	0	2	3	6	1	2	2	1	20
21	Jermol Paul	g	1-3	0-2	3-4	0	0	0	1	5	0	1	1	0	7
22	Tyshawn Patterson	g	1-3	1-1	0-0	0	2	2	1	3	2	1	0	0	15
33	J.R. Weston	g	0-1	0-1	0-0	0	1	1	2	0	1	1	0	0	4
Team															
Totals			22-51	13-26	7-15	9	25	34	21	64	10	26	5	6	200

FG % 1st Half: 10-26 38.5% 2nd half: 12-25 48.0% Game: 22-51 43.1%
 3FG % 1st Half: 3-11 27.3% 2nd half: 10-15 66.7% Game: 13-26 50.0%
 FT % 1st Half: 3-4 75.0% 2nd half: 4-11 36.4% Game: 7-15 46.7%

Charleston Southern 73 • 3-2

#	Player	Total		3-Ptr		Rebounds		PF	TP	A	TO	Blk	Stl	Min	
		FG-FGA	FT-FTA	FG-FGA	FT-FTA	Off	Def								Tot
01	MARTIN, Kelvin	f	6-10	0-0	3-6	2	8	10	1	15	3	0	1	7	32
23	MUO, Mathiang	f	6-12	6-10	4-5	1	5	6	1	22	1	4	0	0	29
24	BOWEN, Cedrick	g	2-5	0-0	0-0	2	1	3	1	4	0	2	0	0	14
05	NIMLEY, Saah	f	1-6	0-4	1-4	1	1	2	2	3	4	4	0	3	28
10	SEXTON, Jeremy	g	2-7	2-4	0-0	0	0	0	0	6	3	5	0	1	22
00	HARPER, Arlon	g	6-7	0-0	2-2	1	3	4	3	14	2	1	0	2	24
04	STRICKLAND, Sheldon	g	0-4	0-1	2-2	0	1	1	1	2	3	1	0	0	16
15	GOMBWER, Paul	g	1-3	0-0	1-2	2	2	4	3	3	0	1	0	3	28
20	GRIER, Chris	g	2-2	0-0	0-0	0	1	1	2	4	1	0	0	1	7
Team															
Totals			26-56	8-19	13-21	11	23	34	14	73	17	18	1	17	200

FG % 1st Half: 8-24 33.3% 2nd half: 18-32 56.3% Game: 26-56 46.4%
 3FG % 1st Half: 1-8 12.5% 2nd half: 7-11 63.6% Game: 8-19 42.1%
 FT % 1st Half: 5-11 45.5% 2nd half: 8-10 80.0% Game: 13-21 61.9%

Officials: Ted Valentine
 Technical fouls: Stetson-None. Charleston Southern-None.
 Attendance: 891

Score by periods	1st	2nd	Total
Stetson	26	38	64
Charleston Southern	22	51	73

	In	Off	2nd	Fast	Bench
Points	14	7	7	0	17
Paint	26	6	8	8	23
T/O	26	2	5	8	23

Last FG - STETSON 2nd-00:15, CSU 2nd-00:01.
 Largest lead - STETSON by 12 1st-05:40, CSU by 10 2nd-00:31.

Score tied - 5 times.
 Lead changed - 8 times.



Official Basketball Box Score - Game Totals - Final Statistics
ETSU vs Stetson
 12/01/11 7:15 p.m. at DeLand, Fla. (Edmunds Center)



ETSU 65 • 3-3 (0-1 A-SUN)

#	Player	Total		3-Ptr		Rebounds		PF	TP	A	TO	Blk	Stl	Min	
		FG-FGA	FT-FTA	FG-FGA	FT-FTA	Off	Def								Tot
41	BROWN, Isiah	f	9-12	0-0	2-4	1	4	5	4	20	1	3	2	31	
05	COOLEY, Sheldon	g	2-6	0-1	2-4	0	2	2	1	6	5	1	0	1	28
13	HUBBERT, Tommy	g	3-9	0-1	0-1	1	4	5	5	6	0	4	0	2	32
23	DUBOSE, Marcus	g	3-7	1-4	4-6	1	4	5	2	11	1	4	0	3	30
43	SOLLAZO, Adam	g	5-10	0-2	3-4	0	1	1	2	13	6	3	0	1	28
00	WOUMN, Ryan	g	0-0	0-0	1-2	0	1	1	1	1	0	0	0	0	5
02	JONES, Jarvis	g	2-5	1-2	0-1	1	0	1	0	5	1	0	0	0	13
04	REMBERT, Rashawn	g	0-4	0-2	1-2	0	1	1	0	1	0	0	0	1	10
21	WALTON, John	g	0-4	0-0	0-0	3	0	3	0	0	0	1	0	0	6
34	PODERIS, Lukas	g	0-0	0-0	0-0	0	3	3	0	0	0	0	2	1	9
44	WARD, J.C.	g	1-1	0-0	0-0	1	0	1	1	2	0	0	0	0	8
Team															
Totals			25-58	2-12	13-24	8	20	28	16	65	14	16	4	11	200

FG % 1st Half: 10-21 47.6% 2nd half: 15-37 40.5% Game: 25-58 43.1%
 3FG % 1st Half: 1-5 20.0% 2nd half: 1-7 14.3% Game: 2-12 16.7%
 FT % 1st Half: 4-8 50.0% 2nd half: 9-16 56.3% Game: 13-24 54.2%

Stetson 73 • 4-3 (1-0 A-SUN)

#	Player	Total		3-Ptr		Rebounds		PF	TP	A	TO	Blk	Stl	Min	
		FG-FGA	FT-FTA	FG-FGA	FT-FTA	Off	Def								Tot
24	Liam McInerney	f	2-3	0-0	0-0	1	6	7	3	4	0	4	2	0	32
41	Adam Pegg	c	5-9	0-0	2-3	3	6	9	3	12	1	3	0	0	20
01	Dennis Diaz	g	0-2	0-2	0-0	0	1	1	0	0	3	2	0	0	11
11	Aaron Graham	g	6-10	5-7	3-5	0	4	4	3	20	7	3	0	2	35
23	Chris Perez	g	5-11	1-2	3-5	0	1	1	4	14	3	4	0	2	35
03	Willie Green	g	2-5	0-0	1-4	2	3	5	1	5	1	1	1	0	23
12	Joel Naburgs	g	5-11	5-11	0-0	2	7	9	2	15	5	3	0	1	26
21	Jermol Paul	g	0-1	0-0	2-4	1	0	1	2	2	0	1	0	0	5
22	Tyshawn Patterson	g	0-1	0-1	0-0	1	1	2	1	0	0	2	0	0	5
33	J.R. Weston	g	0-1	0-1	1-2	0	2	2	1	1	0	0	0	0	8
Team															
Totals			25-54	11-24	12-23	13	32	45	20	73	20	23	3	5	200

FG % 1st Half: 10-24 41.7% 2nd half: 15-30 50.0% Game: 25-54 46.3%
 3FG % 1st Half: 5-14 35.7% 2nd half: 6-10 60.0% Game: 11-24 45.8%
 FT % 1st Half: 3-6 50.0% 2nd half: 9-17 52.9% Game: 12-23 52.2%

Officials: Brett Smith, Darryl Smith, Bart Lenox
 Technical fouls: ETSU-None. Stetson-None.
 Attendance: 1046

Score by periods	1st	2nd	Total
ETSU	25	40	65
Stetson	28	45	73

	In	Off	2nd	Fast	Bench
Points	44	23	6	8	9
Paint	26	9	9	8	23
T/O	44	9	9	8	23

Last FG - ETSU 2nd-00:18, STETSON 2nd-00:31.
 Largest lead - ETSU by 3 1st-12:35, STETSON by 2 2nd-09:32.

Score tied - 2 times.
 Lead changed - 4 times.



Official Basketball Box Score - Game Totals - Final Statistics
Stetson vs UF
 11/28/11 7 p.m. at Orlando, Fla. (Amway Center)



Stetson 70 • 3-3

#	Player	Total		3-Ptr		Rebounds		PF	TP	A	TO	Blk	Stl	Min	
		FG-FGA	FT-FTA	FG-FGA	FT-FTA	Off	Def								Tot
24	Liam McInerney	f	0-5	0-2	5-6	3	2	5	1	5	2	1	0	0	29
41	Adam Pegg	c	6-11	0-1	7-9	1	3	4	4	19	3	2	0	1	25
11	Aaron Graham	g	1-7	0-4	2-2	0	2	2	4	4	4	3	2	0	26
12	Joel Naburgs	g	1-6	0-3	0-0	0	8	8	0	2	0	1	0	1	19
23	Chris Perez	g	8-14	0-2	4-5	1	2	3	4	20	1	2	0	0	30
01	Dennis Diaz	g	3-5	1-3	2-2	1	2	3	1	9	1	4	0	0	17
03	Willie Green	g	5-7	0-0	1-3	0	5	5	1	11	0	2	1	0	23
21	Jermol Paul	g	0-0	0-0	0-0	0	0	0	0	0	0	0	0	0	4
22	Tyshawn Patterson	g	0-1	0-1	0-2	0	2	2	1	0	2	3	0	2	16
33	J.R. Weston	g	0-2	0-1	0-0	0	0	0	3	0	1	0	0	0	11
Team															
Totals			24-58	1-17	21-29	10	27	37	19	70	14	18	3	4	200

FG % 1st Half: 12-29 41.4% 2nd half: 12-29 41.4% Game: 24-58 41.4%
 3FG % 1st Half: 1-9 11.1% 2nd half: 0-8 0.0% Game: 1-17 5.9%
 FT % 1st Half: 6-7 85.7% 2nd half: 15-22 68.2% Game: 21-29 72.4%

UF 96 • 5-1

#	Player	Total		3-Ptr		Rebounds		PF	TP	A	TO	Blk	Stl	Min	
		FG-FGA	FT-FTA	FG-FGA	FT-FTA	Off	Def								Tot
04	Young, Patric	f	4-7	0-0	1-2	1	2	3	4	9	2	0	2	1	20
15	Yequette, Will	f	4-												



Official Basketball Box Score -- Game Totals -- Final Statistics
USC Upstate vs Stetson
 12/17/11 3:15 pm at DeLand, Fla. (Edmunds Center)



USC Upstate 79 • 7-5 (1-0 A-Sun)

#	Player	Total		3-Ptr		Rebounds			PF	TP	A	TO	Blk	Stl	Min
		FG-FGA	FG-FGA	FT-FTA	Off	Def	Tot								
12	GLENN, Ricardo	f	4-8	0-0	4-4	8	6	14	3	12	1	1	0	3	24
23	CRAIG, Torrey	f	4-14	1-8	4-7	1	6	7	3	13	0	2	0	2	35
32	ROGERS, Chalmers	f	2-2	1-1	0-0	0	1	1	1	5	0	0	0	0	10
05	GREENE, Ty	g	7-13	4-5	3-3	0	3	3	0	21	2	2	0	1	32
31	BLESSING, Mario	g	2-4	2-3	2-2	1	1	2	2	8	0	0	0	0	26
13	MILLER, Fred	g	0-0	0-0	0-0	1	0	1	0	0	0	0	0	0	5
15	RODGERS, Adrian	g	2-6	0-0	2-2	0	0	0	1	6	6	0	0	0	17
24	MAXEY, Jodd	g	3-4	0-0	0-0	2	0	2	4	6	3	3	1	5	19
30	ELAM, Rob	g	1-2	0-0	0-0	0	0	0	0	2	0	0	1	0	10
33	COOK, Carter	g	0-1	0-1	0-0	0	0	0	0	2	0	1	0	0	5
24	OLUMUYIWA, Babatund	g	2-6	0-0	2-3	0	0	0	1	6	0	2	1	3	17
Team						0	2	2							
Totals			27-60	8-18	17-21	13	19	32	17	79	12	11	3	14	200

FG % 1st Half: 9-27 33.3% 2nd half: 18-33 54.5% Game: 27-60 45.0% Deadball Rebounds 1,1
 3FG % 1st Half: 5-9 55.6% 2nd half: 3-9 33.3% Game: 8-18 44.4%
 FT % 1st Half: 9-12 75.0% 2nd half: 8-9 88.9% Game: 17-21 81.0%

Stetson 63 • 4-5 (1-1 A-Sun)

#	Player	Total		3-Ptr		Rebounds			PF	TP	A	TO	Blk	Stl	Min
		FG-FGA	FG-FGA	FT-FTA	Off	Def	Tot								
24	Liam McInerney	f	2-3	1-1	0-0	0	3	3	0	5	2	4	0	1	26
41	Adam Pegg	c	5-10	0-1	0-0	2	2	4	2	10	2	2	0	1	30
11	Aaron Graham	g	3-8	2-6	2-3	0	4	4	4	10	3	1	0	1	34
12	Joel Naburgs	g	2-7	2-4	4-7	1	4	5	3	10	4	5	1	0	35
23	Chris Perez	g	6-10	0-1	0-1	2	1	3	5	12	0	0	0	2	21
01	Dennis Diaz	g	1-3	0-2	0-0	0	1	1	2	2	0	2	0	1	14
03	Willie Green	g	1-4	0-0	4-4	2	1	3	1	6	1	3	2	0	16
21	Jermol Paul	g	1-2	0-0	0-0	1	0	1	1	2	0	0	0	0	9
22	Tyshawn Patterson	g	2-3	0-0	2-2	1	3	4	2	6	2	3	0	0	15
Team						2	1	3							
Totals			23-50	5-15	12-17	11	20	31	20	63	14	20	3	6	200

FG % 1st Half: 13-28 46.4% 2nd half: 10-22 45.5% Game: 23-50 46.0% Deadball Rebounds 1,3
 3FG % 1st Half: 4-8 50.0% 2nd half: 1-7 14.3% Game: 5-15 33.3%
 FT % 1st Half: 5-6 83.3% 2nd half: 7-11 63.6% Game: 12-17 70.6%

Officials: Billy Dunlap, Marc Ellard, Freddie Williams
 Technical fouls: USC Upstate-None. Stetson-None.
 Attendance: 625

Score by periods	1st	2nd	Total
USC Upstate	32	47	79
Stetson	35	28	63

	In	Off	2nd	Fast	Bench
Points	26	30	17	4	20
Paint	32	10	8	16	
T/O					
Chance					
Break					
STETSO					

Last FG - UPST 2nd-00:01, STETSON 2nd-02:13.
 Largest lead - UPST by 16 2nd-00:01, STETSON by 12 1st-05:54.

Score tied - 3 times.
 Lead changed - 8 times.



Official Basketball Box Score -- Game Totals -- Final Statistics
Stetson vs UCF
 12/29/11 7 p.m. at Orlando, Fla. (UCF Arena)



Stetson 70 • 4-7

#	Player	Total		3-Ptr		Rebounds			PF	TP	A	TO	Blk	Stl	Min
		FG-FGA	FG-FGA	FT-FTA	Off	Def	Tot								
24	Liam McInerney	f	0-4	0-1	2-2	3	2	5	4	2	2	0	2	0	27
41	Adam Pegg	c	6-13	1-3	4-4	1	2	3	1	17	1	2	0	1	28
11	Aaron Graham	g	3-9	2-6	6-7	2	0	2	3	14	2	1	0	2	24
12	Joel Naburgs	g	4-8	2-6	0-0	2	2	4	4	10	2	1	0	0	25
23	Chris Perez	g	6-17	1-5	2-3	2	0	2	4	15	2	2	0	3	35
01	Dennis Diaz	g	0-2	0-0	0-0	0	1	1	0	0	1	1	0	0	8
02	Amara Thompson	g	1-2	0-0	1-2	0	2	2	3	3	1	4	0	0	19
03	Willie Green	g	3-6	1-2	0-0	1	3	4	3	7	3	2	3	0	23
21	Jermol Paul	g	0-0	0-0	0-0	0	1	1	0	0	0	0	0	0	2
22	Tyshawn Patterson	g	1-3	0-0	0-0	0	0	0	1	2	0	0	0	0	9
Team						3	6	9							
Totals			24-64	7-23	15-18	14	19	33	23	70	14	13	5	6	200

FG % 1st Half: 11-28 39.3% 2nd half: 13-36 36.1% Game: 24-64 37.5% Deadball Rebounds 1
 3FG % 1st Half: 4-10 40.0% 2nd half: 3-13 23.1% Game: 7-23 30.4%
 FT % 1st Half: 3-4 75.0% 2nd half: 12-14 85.7% Game: 15-18 83.3%

UCF 80 • 9-3

#	Player	Total		3-Ptr		Rebounds			PF	TP	A	TO	Blk	Stl	Min
		FG-FGA	FG-FGA	FT-FTA	Off	Def	Tot								
00	DAYS, Rod	f	0-2	0-2	0-0	0	2	2	2	0	0	1	0	0	13
33	CLANTON, Keith	f	4-11	1-3	2-4	5	7	12	2	11	3	3	2	1	37
24	CRITTLE, Josh	c	1-2	0-0	0-0	0	3	3	2	2	1	2	0	1	18
05	JORDAN, Marcus	g	8-13	4-7	6-7	0	2	2	0	26	3	4	0	0	33
32	SYKES, Isaiah	g	9-14	0-1	2-4	4	5	9	2	20	3	2	0	4	34
01	SPURLOCK, Tristan	g	3-7	2-5	5-7	2	4	6	0	13	1	1	1	0	25
10	MCCOMBS, Dwight	g	0-1	0-0	0-0	1	1	2	0	0	0	0	2	0	10
13	JORDAN, Jeff	g	1-1	0-0	0-3	0	0	0	2	2	1	0	0	0	16
21	GAYNOR, P.J.	g	1-1	0-0	0-1	0	1	1	2	2	0	1	0	0	8
22	WILSON, Kasey	g	2-4	0-1	0-0	0	1	1	1	4	0	0	0	0	6
Team						3	2	5							
Totals			29-56	7-19	15-26	15	28	43	14	80	12	15	5	6	200

FG % 1st Half: 16-29 55.2% 2nd half: 13-27 48.1% Game: 29-56 51.8% Deadball Rebounds 4
 3FG % 1st Half: 5-11 45.5% 2nd half: 2-8 25.0% Game: 7-19 36.8%
 FT % 1st Half: 3-6 50.0% 2nd half: 12-20 60.0% Game: 15-26 57.7%

Officials: Rick Crawford, Kipp Kissinger, Zeltan Sneed
 Technical fouls: Stetson-None. UCF-SYKES, Isaiah.
 Attendance: 4894
 UCF Holiday Classic Semifinal

Score by periods	1st	2nd	Total
Stetson	29	41	70
UCF	40	40	80

	In	Off	2nd	Fast	Bench
Points	26	13	8	12	12
Paint	42	20	13	12	21
T/O					
Chance					
Break					
STETSO					
UCF					

Last FG - STETSON 2nd-00:23, UCF 2nd-04:08.
 Largest lead - STETSON by 5 1st-16:44, UCF by 18 2nd-12:10.

Score tied - 4 times.
 Lead changed - 3 times.



Official Basketball Box Score -- Game Totals -- Final Statistics
Charleston Southern vs Stetson
 12/21/11 7:00 pm at DeLand, Fla. (Edmunds Center)



Charleston Southern 88 • 7-4

#	Player	Total		3-Ptr		Rebounds			PF	TP	A	TO	Blk	Stl	Min
		FG-FGA	FG-FGA	FT-FTA	Off	Def	Tot								
01	MARTIN, Kelvin	f	8-13	0-1	0-1	1	7	8	1	16	3	3	3	2	38
23	MUO, Mathiang	f	1-10	0-3	0-0	3	4	7	2	2	1	2	1	2	38
24	BOWEN, Cedrick	f	7-8	0-0	3-5	3	3	6	1	17	1	2	1	1	21
00	HARPER, Arlon	g	3-8	3-4	2-2	0	4	4	4	11	1	2	0	3	21
05	NIMLEY, Saah	g	8-14	3-7	4-6	0	2	2	2	23	12	6	0	0	33
04	STRICKLAND, Sheldon	g	5-8	3-4	1-3	1	3	4	1	14	3	0	0	0	26
12	DETER, Mitchell	g	0-0	0-0	0-0	0	0	0	0	0	0	0	0	0	2
15	GOMBWER, Paul	g	2-5	0-0	1-2	2	1	3	4	5	1	1	0	3	21
Team						1	2	3							
Totals			34-66	9-19	11-19	11	26	37	15	88	22	16	5	11	200

FG % 1st Half: 15-35 42.9% 2nd half: 19-31 61.3% Game: 34-66 51.5% Deadball Rebounds 0,2
 3FG % 1st Half: 2-8 25.0% 2nd half: 7-11 63.6% Game: 9-19 47.4%
 FT % 1st Half: 5-9 55.6% 2nd half: 6-10 60.0% Game: 11-19 57.9%

Stetson 81 • 4-6

#	Player	Total		3-Ptr		Rebounds			PF	TP	A	TO	Blk	Stl	Min
		FG-FGA	FG-FGA	FT-FTA	Off	Def	Tot								
24	Liam McInerney	f	0-1	0-1	0-2	1	0	1	3	0	4	1	0	2	16
41	Adam Pegg	c	4-11	1-2	0-0	2	4	6	3	9	1	3	1	0	20
11	Aaron Graham	g	3-6	3-6	0-0	2	4	6	5	9	6	1	0	3	29
12	Joel Naburgs	g	5-12	3-8	1-2	2	7	9	2	14	3	2	0	1	31
23	Chris Perez	g	10-18	3-7	0-0	1	2	3	1	23	1	3	0	1	34
01	Dennis Diaz	g	1-6	1-4	2-2	2	0	2	1	5	0	1	0	0	10
02	Amara Thompson	g	2-5	0-1	1-2	1	0	1	2	5	0	4	0	1	9
03	Willie Green	g	4-7	1-1	1-1	1	4	5	1	10	2	2	2	1	30
21	Jermol Paul	g	1-2	1-1	1-2	0	2	2	4	4	2	1	0	0	13
22	Tyshawn Patterson	g	0-0	0-0	2-2	0									



Official Basketball Box Score -- Game Totals -- Final Statistics
Stetson vs Kennesaw State
 1/12/12 7:00 p.m. at Kennesaw, Ga. - KSU Convocation Center



Stetson 66 • 5-8, 2-1 A-Sun

#	Player	Total		3-Ptr		Rebounds			PF	TP	A	TO	Blk	Stl	Min
		FG-FGA	FG-FGA	FT-FTA	Off	Def	Tot								
11	Aaron Graham	* 5-11	4-8	1-2	0	3	3	1	15	0	2	0	0	0	31
12	Joel Naburgs	* 1-5	1-4	0-1	0	5	5	1	3	6	0	0	0	0	29
23	Chris Perez	* 8-11	3-5	5-7	1	6	7	2	24	3	1	0	1	34	
24	Liam McInerney	* 1-1	0-0	0-0	1	0	1	2	2	2	1	0	0	14	
41	Adam Pegg	* 5-14	0-1	0-0	5	4	9	4	10	2	3	1	0	32	
01	Dennis Diaz	1-3	1-2	0-0	1	0	1	0	3	0	0	0	0	4	
02	Amara Thompson	3-4	1-1	2-4	0	6	6	2	9	5	3	0	1	23	
03	Willie Green	0-1	0-0	0-0	1	3	4	2	0	0	0	2	0	19	
21	Jermol Paul	0-0	0-0	0-0	0	0	0	0	0	0	0	0	0	4	
22	Tyshawn Patterson	0-1	0-0	0-0	0	1	1	1	0	0	1	0	2	10	
	Team				0	0	0								
	Totals	24-51	10-21	8-14	9	28	37	15	66	18	13	3	4	200	

FG % 1st Half: 12-27 44.4% 2nd half: 12-24 50.0% Game: 24-51 47.1% Deadball Rebounds 2
 3FG % 1st Half: 5-12 41.7% 2nd half: 5-9 55.6% Game: 10-21 47.6%
 FT % 1st Half: 3-4 75.0% 2nd half: 5-10 50.0% Game: 8-14 57.1%

Kennesaw State 62 • 3-11, 0-3 A-Sun

#	Player	Total		3-Ptr		Rebounds			PF	TP	A	TO	Blk	Stl	Min
		FG-FGA	FG-FGA	FT-FTA	Off	Def	Tot								
02	Cummings, Markeith	* 6-12	0-2	5-5	2	5	7	1	17	2	3	2	1	36	
03	Love, Albert	* 4-10	2-7	0-0	1	0	1	1	10	4	3	0	1	37	
05	Dixon, Spencer	* 6-19	3-11	0-0	1	2	3	5	15	6	1	0	2	40-	
21	Anderson, Aaron	* 6-7	0-0	0-4	1	8	9	2	12	1	0	1	1	33	
35	Dawson, Brandon	* 2-3	0-0	4-6	0	7	7	2	8	1	0	1	0	29	
04	Henry, Romain	0-2	0-0	0-0	1	0	1	3	0	1	3	0	0	22	
11	Turner, Nick	0-2	0-1	0-0	0	0	0	0	0	0	0	0	0	3	
	Team				1	1	2								
	Totals	24-55	5-21	9-15	7	23	30	14	62	15	10	4	5	200	

FG % 1st Half: 8-26 30.8% 2nd half: 16-29 55.2% Game: 24-55 43.6% Deadball Rebounds 2
 3FG % 1st Half: 1-9 11.1% 2nd half: 4-12 33.3% Game: 5-21 23.8%
 FT % 1st Half: 4-6 66.7% 2nd half: 5-9 55.6% Game: 9-15 60.0%

Officials: Doug Shows, Chuck Jones and Antinio Pety
 Technical fouls: Stetson-None. Kennesaw State-None.
 Attendance: 884

Score by periods	1st	2nd	Total
Stetson	32	34	66
Kennesaw State	21	41	62

Points	In	Off	2nd	Fast	Bench
STETSON	Paint	T/O	Chance	Break	
KSU	20	11	11	2	4
	34	9	6	4	0

Last FG - STETSON 2nd-01:22, KSU 2nd-00:13.
 Largest lead - STETSON by 11 1st-00:22, KSU by 9 1st-10:44.

Score tied - 5 times.
 Lead changed - 1 time.



Official Basketball Box Score -- Game Totals -- Final Statistics
Jacksonville vs Stetson
 01/07/12 4:00 pm at DeLand, Fla. (Edmunds Center)



Jacksonville 61 • 2-13 (0-4 A-Sun)

#	Player	Total		3-Ptr		Rebounds			PF	TP	A	TO	Blk	Stl	Min
		FG-FGA	FG-FGA	FT-FTA	Off	Def	Tot								
21	GRAHAM,Delwan	f 1-2	0-0	0-0	2	0	2	2	2	0	1	0	0	0	6
02	POWELL,Glenn	f 7-10	0-0	1-2	1	4	5	3	15	0	4	1	0	29	
42	POWELL,Russell	g 4-10	1-2	4-6	0	1	1	2	13	6	3	0	2	32	
20	McDOUGALD,Keith	g 4-11	2-4	3-4	2	1	3	4	13	1	2	0	1	29	
23	GALVIN,Tevin	g 4-9	1-5	1-2	0	5	5	4	10	1	3	0	4	29	
05	GRAHAM,Evin	0-3	0-1	2-2	1	1	2	1	2	0	0	0	1	15	
11	DAVIS,Chris	0-4	0-0	1-2	2	0	2	1	1	0	0	0	1	16	
12	JEFFERS,Shamile	1-1	0-0	3-4	3	1	4	3	5	0	0	0	0	9	
15	CABELL,Aloys	0-6	0-2	0-0	0	0	0	2	0	5	2	0	1	22	
22	SAHBEGOVIC,Admir	0-2	0-0	0-0	2	3	5	2	0	0	0	0	0	13	
	Team				1	1	2								
	Totals	21-58	4-14	15-22	14	17	31	24	61	13	16	1	10	200	

FG % 1st Half: 9-27 33.3% 2nd half: 12-31 38.7% Game: 21-58 36.2% Deadball Rebounds 5
 3FG % 1st Half: 3-7 42.9% 2nd half: 1-7 14.3% Game: 4-14 28.6%
 FT % 1st Half: 6-8 75.0% 2nd half: 9-14 64.3% Game: 15-22 68.2%

Stetson 73 • 6-9 (3-2 A-Sun)

#	Player	Total		3-Ptr		Rebounds			PF	TP	A	TO	Blk	Stl	Min
		FG-FGA	FG-FGA	FT-FTA	Off	Def	Tot								
24	Liam McInerney	f 0-1	0-1	2-3	1	5	6	2	2	2	3	0	1	25	
41	Adam Pegg	f 7-11	0-0	5-9	3	4	7	3	19	1	3	0	1	30	
11	Aaron Graham	g 5-7	1-3	3-4	2	0	2	5	14	0	5	0	1	24	
12	Joel Naburgs	g 3-6	2-4	2-2	0	2	2	1	10	4	2	0	2	32	
23	Chris Perez	g 5-10	0-4	6-8	0	2	2	2	16	3	0	0	1	33	
01	Dennis Diaz	0-0	0-0	0-0	0	0	0	1	0	0	0	0	0	6	
02	Amara Thompson	1-2	0-1	1-2	0	0	0	3	3	1	4	0	0	19	
03	Willie Green	2-4	1-2	2-2	0	5	5	0	7	3	2	1	1	23	
21	Jermol Paul	0-0	0-0	0-0	0	0	0	1	0	0	0	0	0	1	
22	Tyshawn Patterson	1-3	0-1	0-0	0	2	2	4	2	0	2	0	0	7	
	Team				2	5	7								
	Totals	24-44	4-16	21-30	8	25	33	22	73	14	21	1	7	200	

FG % 1st Half: 12-20 60.0% 2nd half: 12-24 50.0% Game: 24-44 54.5% Deadball Rebounds 4
 3FG % 1st Half: 3-5 60.0% 2nd half: 1-11 9.1% Game: 4-16 25.0%
 FT % 1st Half: 7-10 70.0% 2nd half: 14-20 70.0% Game: 21-30 70.0%

Officials: Earnie Pheal, Rick Shoulders, Clyde Owens
 Technical fouls: Jacksonville-None. Stetson-None.
 Attendance: 1267

Score by periods	1st	2nd	Total
Jacksonville	27	34	61
Stetson	34	39	73

Points	In	Off	2nd	Fast	Bench
JU	Paint	T/O	Chance	Break	
STETSON	32	21	8	4	8
	28	25	12	4	12

Last FG - JU 2nd-00:45, STETSON 2nd-02:40.
 Largest lead - JU by 6 1st-09:32, STETSON by 13 2nd-04:05.

Score tied - 7 times.
 Lead changed - 6 times.



Official Basketball Box Score -- Game Totals -- Final Statistics
Stetson vs Mercer
 1/4/12 7:30 p.m. at Macon, Ga. - University Center



Stetson 59 • 5-9 (2-2 A-Sun)

#	Player	Total		3-Ptr		Rebounds			PF	TP	A	TO	Blk	Stl	Min
		FG-FGA	FG-FGA	FT-FTA	Off	Def	Tot								
11	Aaron Graham	* 1-10	0-6	1-1	1	1	2	4	3	0	2	0	0	32	
12	Joel Naburgs	* 3-8	1-6	5-7	0	3	3	3	12	0	1	0	2	33	
23	Chris Perez	* 3-8	2-3	3-6	1	0	1	1	11	2	2	0	2	23	
24	Liam McInerney	* 1-2	0-0	0-0	0	2	2	5	2	1	1	0	1	20	
41	Adam Pegg	* 8-12	0-1	4-4	3	2	5	4	20	0	0	0	0	29	
01	Dennis Diaz	1-2	1-2	0-0	0	0	0	2	3	1	0	0	0	8	
02	Amara Thompson	1-2	0-0	0-0	1	1	2	0	2	3	3	1	2	14	
03	Willie Green	2-6	0-2	0-0	3	3	6	3	4	0	0	1	0	17	
21	Jermol Paul	0-1	0-1	0-0	0	1	1	0	0	0	3	0	0	6	
22	Tyshawn Patterson	1-5	0-2	0-0	1	2	3	0	2	0	1	0	1	18	
	Team				1	3	4								
	Totals	21-56	4-23	13-18	11	18	29	22	59	7	13	2	8	200	

FG % 1st Half: 11-26 42.3% 2nd half: 10-30 33.3% Game: 21-56 37.5% Deadball Rebounds 3
 3FG % 1st Half: 4-14 28.6% 2nd half: 0-9 0.0% Game: 4-23 17.4%
 FT % 1st Half: 2-2 100.0% 2nd half: 11-16 68.8% Game: 13-18 72.2%

Mercer 75 • 11-6 (3-1 A-Sun)

#	Player	Total		3-Ptr		Rebounds			PF	TP	A	TO	Blk	Stl	Min
		FG-FGA	FG-FGA	FT-FTA	Off	Def	Tot								
05	THOMAS, Bud	* 7-11	0-2	2-4	2	4	6	2	16	0	3	0	1	33	
15	CECIL, Justin	* 4-9	2-6	2-2	1	1	2	1	12	0	2	0	1	25	
20	GOLLON, Jakob	* 5-8	0-1	1-1	0	7	7	2	11	4	2	0	0	31	
21	HALL, Langston	* 1-7	0-4	3-4	1	4	5	0	5	6	2	1	2	32	
52	COURSEY, Daniel	* 3-5	0-0	1-3	1	4	5	2	7	3	0	0	0	19	
00	MISKIMON, R.J.	0-0	0-0	0-0	0	1	1	0	0	0	0	0	0	0+	



Official Basketball Box Score -- Game Totals -- Final Statistics
Stetson vs BELMONT
 1/14/12 7:15pm at Curb Event Center



Stetson 71 • 7-10,4-3 A-SUN

#	Player	Total		3-Ptr		Rebounds			PF	TP	A	TO	Blk	Stl	Min
		FG-FGA	FG-FGA	FT-FTA	Off	Def	Tot								
11	Aaron Graham	* 5-12	4-11	1-2	1	3	4	2	15	4	3	1	3	31	
12	Joel Naburgs	* 0-2	0-1	0-0	0	1	1	1	0	0	4	2	0	25	
23	Chris Perez	* 3-10	1-3	3-5	2	1	3	4	10	2	5	0	1	30	
24	Liam McInerney	* 3-6	3-6	0-0	1	3	4	2	9	3	3	1	0	25	
41	Adam Pegg	* 7-11	4-5	2-2	0	3	3	2	20	3	1	0	1	27	
01	Dennis Diaz	1-4	1-3	0-0	0	0	0	0	3	0	0	0	0	11	
02	Amara Thompson	1-2	1-2	0-0	1	0	1	1	3	0	3	0	0	16	
03	Willie Green	3-5	0-1	2-2	2	5	7	2	8	1	1	1	1	23	
21	Jermol Paul	0-0	0-0	0-0	0	0	0	1	0	0	0	0	1	5	
22	Tyshawn Patterson	1-2	1-1	0-0	0	1	1	3	3	1	1	0	1	7	
Team		2-0		2		2									
Totals		24-54	15-33	8-11	9	17	26	18	71	18	19	3	8	200	

FG % 1st Half: 9-25 36.0% 2nd half: 15-29 51.7% Game: 24-54 44.4% Deadball Rebounds 2
 3FG % 1st Half: 7-16 43.8% 2nd half: 8-17 47.1% Game: 15-33 45.5%
 FT % 1st Half: 6-9 66.7% 2nd half: 2-2 100.0% Game: 8-11 72.7%

BELMONT 84 • 12-6, 5-1 A-SUN

#	Player	Total		3-Ptr		Rebounds			PF	TP	A	TO	Blk	Stl	Min
		FG-FGA	FG-FGA	FT-FTA	Off	Def	Tot								
01	HANLEN, Drew	* 4-9	4-8	0-0	1	2	3	1	12	8	2	0	1	34	
03	JOHNSON, Kerron	* 5-11	0-2	9-11	2	1	3	0	19	8	1	1	3	30	
21	CLARK, Ian	* 4-9	1-5	0-0	0	5	5	2	9	3	2	0	0	27	
32	SAUNDERS, Scott	* 1-2	0-0	0-0	1	3	4	2	2	4	0	1	1	17	
34	HEDGEPEETH, Mick	* 11-12	0-0	2-2	4	3	7	1	24	0	1	1	0	26	
02	JENKINS, Blake	3-6	0-2	1-1	0	2	2	1	7	0	1	0	1	15	
14	MANN, JJ	1-4	0-3	3-4	0	1	1	1	5	0	0	0	3	18	
22	CHAMBERLAIN, Reece	0-0	0-0	0-0	0	0	0	0	0	1	0	0	1	4	
24	BARNES, Adam	0-0	0-0	0-0	0	0	0	2	0	0	1	0	0	6	
30	NOACK, Trevor	2-3	0-1	0-0	1	3	4	3	4	0	3	0	0	15	
45	BAKER, Brandon	1-3	0-1	0-0	1	1	2	1	2	0	0	0	0	8	
Team		3-1		4											
Totals		32-59	5-22	15-18	13	22	35	14	84	22	16	2	10	200	

FG % 1st Half: 12-27 44.4% 2nd half: 20-32 62.5% Game: 32-59 54.2% Deadball Rebounds 0
 3FG % 1st Half: 2-11 18.2% 2nd half: 5-22 22.7% Game: 5-22 22.7%
 FT % 1st Half: 3-4 75.0% 2nd half: 12-14 85.7% Game: 15-18 83.3%

Officials: Steve Pyatt, Jeff Smith, Marty McEachen
 Technical fouls: Stetson-None. BELMONT-None.
 Attendance: 2130

Score by periods	1st	2nd	Total
Stetson	31	40	71
BELMONT	29	55	84

Last FG - STETSON 2nd-00:26, BEL 2nd-01:19.
 Largest lead - STETSON by 7 1st-07:05, BEL by 17 2nd-07:12.

Points	In	Off	2nd	Fast	Bench
STETSON	18	13	4	2	17
BEL	50	24	13	8	18

Score tied - 4 times.
 Lead changed - 6 times.



Official Basketball Box Score -- Game Totals -- Final Statistics
Stetson vs Lipscomb
 01/16/12 6:30 p.m. at Nashville, TN - Allen Arena



Stetson 103 • 7-11, 4-4 A-Sun

#	Player	Total		3-Ptr		Rebounds			PF	TP	A	TO	Blk	Stl	Min
		FG-FGA	FG-FGA	FT-FTA	Off	Def	Tot								
24	Liam McInerney	f 1-3	1-3	0-0	0	2	2	1	3	0	1	0	1	14	
41	Adam Pegg	f 10-19	0-3	8-11	5	9	14	4	28	4	1	0	1	38	
11	Aaron Graham	g 7-17	4-12	6-6	1	3	4	2	24	2	3	2	3	35	
12	Joel Naburgs	g 2-8	2-7	0-0	0	7	7	1	6	3	1	0	1	32	
23	Chris Perez	g 9-13	5-7	0-1	4	3	7	5	23	0	1	0	0	32	
01	Dennis Diaz	2-4	1-3	0-0	1	1	2	2	5	1	1	0	0	12	
02	Amara Thompson	1-4	0-0	6-10	1	2	3	4	8	5	5	0	1	22	
03	Willie Green	2-3	0-0	0-0	0	2	2	3	4	3	0	1	1	29	
21	Jermol Paul	0-1	0-1	2-2	1	0	1	3	2	0	0	0	0	2	
22	Tyshawn Patterson	0-2	0-1	0-0	1	1	2	0	0	2	1	0	0	9	
Team		0-2		2		2									
Totals		34-74	13-37	22-30	14	32	46	25	103	20	16	3	8	225	

FG % 1st Half: 13-35 37.1% 2nd half: 17-32 53.1% OT: 4-7 57.1% Game: 34-74 45.9% Deadball Rebounds 4
 3FG % 1st Half: 5-15 33.3% 2nd half: 5-16 31.3% OT: 3-6 50.0% Game: 13-37 35.1%
 FT % 1st Half: 8-8 100.0% 2nd half: 10-18 55.6% OT: 4-4 100.0% Game: 22-30 73.3%

Lipscomb 104 • 9-10, 4-3 A-Sun

#	Player	Total		3-Ptr		Rebounds			PF	TP	A	TO	Blk	Stl	Min
		FG-FGA	FG-FGA	FT-FTA	Off	Def	Tot								
05	ARNETT, Jacob	f 7-9	2-3	6-7	1	5	6	4	22	3	4	0	0	37	
15	GLENN, Justin	f 6-9	0-0	0-3	2	11	13	4	12	3	2	2	0	33	
04	ALEXANDER, Deonte	g 4-7	1-4	0-2	0	2	2	2	9	3	0	0	0	28	
10	BURGASON, Jordan	g 9-17	4-10	2-3	0	5	5	3	24	1	1	0	0	39	
22	SMITH, Damarius	g 2-6	1-1	0-3	3	1	4	4	5	4	2	0	2	30	
02	WILLIAMS, Zavion	8-13	0-2	4-8	1	1	2	5	20	3	3	0	1	25	
03	SANDERSON, Carter	0-0	0-0	0-0	0	0	0	0	0	0	0	0	0	2	
35	SMITH, Martin	0-4	0-1	0-0	1	2	3	1	0	0	0	0	1	15	
52	SMITH, Malcolm	2-3	0-0	0-0	0	0	0	4	0	0	0	0	0	2	
55	WILLIAMS, Marvin	3-6	0-0	2-2	1	3	4	1	8	0	2	0	1	14	
Team		2-0		2											
Totals		41-74	8-21	14-28	11	30	41	24	104	17	15	2	5	225	

FG % 1st Half: 17-32 53.1% 2nd half: 17-32 53.1% OT: 7-10 70.0% Game: 41-74 55.4% Deadball Rebounds 4
 3FG % 1st Half: 2-7 28.6% 2nd half: 4-10 40.0% OT: 2-4 50.0% Game: 8-21 38.1%
 FT % 1st Half: 5-7 71.4% 2nd half: 9-17 52.9% OT: 0-4 0.0% Game: 14-28 50.0%

Officials: Billy Dunlap, Patrick Evans, Tim Gattis
 Technical fouls: Stetson-TEAM 2. Lipscomb-None.
 Attendance: 1917

Score by periods	1st	2nd	OT	Total
Stetson	39	49	15	103
Lipscomb	41	47	16	104

Last FG - STETSON OT-00:21, LIP OT-00:03.
 Largest lead - STETSON by 2 1st-17:06, LIP by 10 1st-10:30.

Score tied - 13 times.
 Lead changed - 8 times.



Official Basketball Box Score -- Game Totals -- Final Statistics
FGCU vs Stetson
 01/20/12 7:00 pm at DeLand, FL (Edmunds Center)



FGCU 92 • 9-10 (5-4 A-Sun)

#	Player	Total		3-Ptr		Rebounds			PF	TP	A	TO	Blk	Stl	Min
		FG-FGA	FG-FGA	FT-FTA	Off	Def	Tot								
20	FIELER, Chase	f 1-4	0-3	2-3	0	4	4	4	4	5	1	0	0	28	
34	CANTINOL, Kevin	c 1-1	0-0	0-2	0	1	1	0	2	0	1	0	0	15	
02	THOMPSON, Bernard	g 5-7	0-1	0-0	0	3	3	3	10	3	1	0	2	18	
03	COMER, Brett	g 8-10	0-1	8-8	0	4	4	2	24	7	5	0	2	32	
25	BROWN, Sherwood	g 4-8	2-5	1-2	0	3	3	1	11	0	2	1	1	29	
01	HOLMES, Dante	5-6	2-2	2-3	0	4	4	4	14	3	2	0	1	29	
05	VARJDEL, Christophe	3-6	2-5	4-4	0	1	1	0	12	0	1	0	2	18	
15	CJVETICANIN, Filip	2-4	2-4	0-0	0	0	0	2	6	0	2	0	0	10	
23	MURRAY, Eddie	4-5	1-1	0-0	2	2	4	3	9	0	0	1	1	21	
Team		0-1		1											
Totals		33-51	9-22	17-22	2	23	25	19	92	18	15	2	9	200	

FG % 1st Half: 16-26 61.5% 2nd half: 17-25 68.0% Game: 33-51 64.7% Deadball Rebounds 3
 3FG % 1st Half: 6-15 40.0% 2nd half: 3-7 42.9% Game: 9-22 40.9%
 FT % 1st Half: 2-4 50.0% 2nd half: 15-18 83.3% Game: 17-22 77.3%

Stetson 85 • 7-12 (4-5 A-Sun)

#	Player	Total		3-Ptr		Rebounds			PF	TP	A	TO	Blk	Stl	Min
		FG-FGA	FG-FGA	FT-FTA	Off	Def	Tot								
24	Liam McInerney	f 1-1	1-1	0-0	3	0	3	5	3	1	0	0	1	12	
41	Adam Pegg	c 9-19	1-2	5-6	9	1	10	2	24	0	1	0	0	35	
02	Amara Thompson	g 2-3	0-0	0-1	3	2	5	3	4	4	4	0	0	27	
11	Aaron Graham	g 4-14	2-10	9-11	0	2	2	3	19	3	0	0	1	21	
12	Joel Naburgs	g 2-9	2-8	2-2	2	4	6	2	8	5	3	0	1		



Official Basketball Box Score -- Game Totals -- Final Statistics
Mercer vs Stetson
 01/28/12 3:15 pm at DeLand, Fla. (Edmunds Center)



Mercer 75 • 16-7 (8-2 A-Sun)

#	Player	Total			3-Ptr			Rebounds			PF	TP	A	TO	Blk	Stl	Min
		FG-FGA	FG-FGA	FT-FTA	FG-FGA	FG-FGA	FT-FTA	Off	Def	Tot							
05	THOMAS, Bud	f	8-10	1-1	2-2	0	4	4	2	19	0	1	0	3	29		
15	CECIL, Justin	f	3-8	1-5	1-4	0	3	3	3	8	0	1	1	1	30		
20	GOLLON, Jakob	f	6-8	1-2	4-4	1	1	2	3	17	4	5	0	0	22		
50	COURSEY, Daniel	f	1-5	0-0	0-0	1	4	5	0	2	1	1	1	2	19		
21	HALL, Langston	g	1-4	1-3	2-4	1	2	3	1	5	9	5	0	0	33		
02	SMITH, Travis	f	5-6	3-4	0-1	1	1	2	2	13	3	1	0	3	25		
03	CANEVARI, Kevin	g	0-0	0-0	0-0	0	1	1	1	0	2	1	0	0	6		
14	HALLICE, T.J.	g	0-1	0-0	1-2	1	1	2	1	1	1	0	0	0	6		
22	MOTEN, Darios	g	1-1	0-0	0-0	0	0	0	0	2	0	1	0	0	2		
23	SMITH, Chris	g	1-1	0-0	2-3	0	2	2	1	4	2	0	0	0	11		
32	HARRIS, Shaquille	g	1-1	0-0	0-2	0	1	1	1	2	1	0	0	0	4		
45	BROWN, Monty	g	1-2	0-0	0-2	0	1	1	1	2	0	2	0	0	8		
50	LARSEN, Paul	g	0-1	0-0	0-0	0	1	1	3	0	0	1	0	0	5		
Team						0	1	1									
Totals			28-48	7-15	12-24	5	23	28	19	75	23	19	2	9	200		

FG % 1st Half: 16-29 55.2% 2nd half: 12-19 63.2% Game: 28-48 58.3%
 3FG % 1st Half: 5-12 41.7% 2nd half: 2-3 66.7% Game: 7-15 46.7%
 FT % 1st Half: 6-6 100.0 2nd half: 6-18 33.3% Game: 12-24 50.0%

Stetson 64 • 7-14 (4-6 A-Sun)

#	Player	Total			3-Ptr			Rebounds			PF	TP	A	TO	Blk	Stl	Min
		FG-FGA	FG-FGA	FT-FTA	FG-FGA	FG-FGA	FT-FTA	Off	Def	Tot							
24	Liam McInerney	f	2-3	2-3	0-0	2	0	2	3	6	1	1	2	1	24		
41	Adam Pegg	c	4-8	1-3	5-5	1	3	4	4	14	0	3	1	0	27		
11	Aaron Graham	g	4-12	2-8	2-2	0	3	3	5	12	1	4	0	4	33		
12	Joel Naburgs	g	4-8	1-5	5-5	1	4	5	1	14	5	1	0	1	35		
23	Chris Perez	g	5-13	1-4	3-4	1	4	5	4	14	0	3	0	0	24		
01	Dennis Diaz	g	0-2	0-2	0-0	0	0	0	4	0	1	2	0	2	10		
02	Amara Thompson	g	0-1	0-0	0-0	0	1	1	0	0	2	4	1	1	10		
03	Willie Green	g	0-2	0-1	2-3	2	4	6	0	2	1	1	2	0	27		
22	Tyshawn Patterson	g	1-2	0-1	0-0	0	0	0	1	2	1	2	0	1	10		
Team						1	2	3									
Totals			20-51	7-27	17-19	8	21	29	22	64	12	21	6	10	200		

FG % 1st Half: 8-18 44.4% 2nd half: 12-33 36.4% Game: 20-51 39.2%
 3FG % 1st Half: 6-14 42.9% 2nd half: 1-3 7.7% Game: 7-27 25.9%
 FT % 1st Half: 8-8 100.0 2nd half: 9-11 81.8% Game: 17-19 89.5%

Officials: Freddie Williams, Clyde Owens, Vladimir Voyard-Tadal
 Technical fouls: Mercer-None. Stetson-None.
 Attendance: 1929

Score by periods	1st	2nd	Total	In	Off	2nd	Fast	Bench
Mercer	43	32	75	32	13	2	2	24
Stetson	30	34	64	20	15	3	4	4

Last FG - MER 2nd-00:45, STETSON 2nd-00:02.
 Largest lead - MER by 21 2nd-14:11, STETSON None.
 Score tied - 0 times.
 Lead changed - 0 times.



Official Basketball Box Score -- Game Totals -- Final Statistics
Kennesaw State vs Stetson
 01/30/12 7:00 pm at DeLand, Fla. (Edmunds Center)



Kennesaw State 59 • 3-20, 0-11 A-Sun

#	Player	Total			3-Ptr			Rebounds			PF	TP	A	TO	Blk	Stl	Min
		FG-FGA	FG-FGA	FT-FTA	FG-FGA	FG-FGA	FT-FTA	Off	Def	Tot							
02	Cummings, Markeith	f	8-16	1-3	2-4	2	3	5	3	19	3	4	1	1	36		
21	Anderson, Aaron	f	6-10	0-0	1-3	2	8	10	2	13	2	2	1	1	38		
03	Love, Delbert	g	4-11	2-4	2-2	1	2	3	3	12	3	2	0	1	37		
04	Henry, Romain	g	1-4	0-1	0-0	0	2	2	2	2	1	4	0	1	16		
05	Dixon, Spencer	g	3-13	0-7	0-0	1	0	1	1	6	7	3	0	4	37		
12	Swell, Brandon	g	0-0	0-0	0-0	0	0	0	0	0	0	0	0	0	2		
23	Sabic, Mirza	g	1-3	1-2	0-0	2	0	2	1	3	0	1	0	1	15		
35	Dawson, Brandon	g	1-5	0-0	2-2	3	4	7	2	4	0	1	2	1	17		
45	Osemhen, Andrew	g	0-0	0-0	0-0	0	0	0	0	0	0	0	0	0	2		
Team						1	1	2									
Totals			24-62	4-17	7-11	12	20	32	14	59	16	17	4	10	200		

FG % 1st Half: 10-29 34.5% 2nd half: 14-33 42.4% Game: 24-62 38.7%
 3FG % 1st Half: 2-8 25.0% 2nd half: 2-9 22.2% Game: 4-17 23.5%
 FT % 1st Half: 0-2 0.0% 2nd half: 7-9 77.8% Game: 7-11 63.6%

Stetson 75 • 8-14, 5-6 A-Sun

#	Player	Total			3-Ptr			Rebounds			PF	TP	A	TO	Blk	Stl	Min
		FG-FGA	FG-FGA	FT-FTA	FG-FGA	FG-FGA	FT-FTA	Off	Def	Tot							
24	Liam McInerney	f	1-5	0-2	2-2	4	5	9	1	4	5	0	0	0	28		
41	Adam Pegg	c	4-14	0-1	1-2	5	7	12	5	9	1	6	2	3	27		
11	Aaron Graham	g	3-9	3-7	2-2	2	2	4	2	11	3	5	0	2	30		
12	Joel Naburgs	g	2-7	1-4	0-0	2	3	5	2	5	1	3	0	1	28		
23	Chris Perez	g	8-13	2-4	4-4	3	5	8	1	22	4	2	0	0	30		
01	Dennis Diaz	g	2-3	2-3	0-0	1	2	3	0	6	0	0	0	1	11		
02	Amara Thompson	g	0-0	0-0	1-4	0	0	0	1	1	5	1	0	0	9		
03	Willie Green	g	4-7	0-0	2-2	2	1	3	1	10	1	1	3	1	16		
21	Jermol Paul	g	1-5	0-1	0-0	3	3	3	1	2	0	0	0	0	6		
22	Tyshawn Patterson	g	2-5	1-3	0-0	0	1	1	0	5	2	0	0	1	15		
Team						0	1	1									
Totals			27-68	9-25	12-16	22	27	49	14	75	22	18	5	9	200		

FG % 1st Half: 17-41 41.5% 2nd half: 10-27 37.0% Game: 27-68 39.7%
 3FG % 1st Half: 6-17 35.3% 2nd half: 3-8 37.5% Game: 9-25 36.0%
 FT % 1st Half: 2-2 100.0 2nd half: 10-14 71.4% Game: 12-16 75.0%

Officials: Rick Crawford, Brian Shey, Steve Anderson
 Technical fouls: Kennesaw State-None. Stetson-None.
 Attendance: 1589

Score by periods	1st	2nd	Total	In	Off	2nd	Fast	Bench
Kennesaw State	22	37	59	32	22	9	10	7
Stetson	42	33	75	20	15	3	4	4

Last FG - KSU 2nd-01:47, STETSON 2nd-00:24.
 Largest lead - KSU by 3 1st-15:52, STETSON by 24 2nd-15:11.
 Score tied - 2 times.
 Lead changed - 1 time.



Official Basketball Box Score -- Game Totals -- Final Statistics
Stetson vs North Florida
 02-04-12 7:00 pm at Jacksonville, Fla. - UNF Arena



Stetson 96 • 8-15, 5-7 ASun

#	Player	Total			3-Ptr			Rebounds			PF	TP	A	TO	Blk	Stl	Min
		FG-FGA	FG-FGA	FT-FTA	FG-FGA	FG-FGA	FT-FTA	Off	Def	Tot							
24	Liam McInerney	f	4-7	2-3	0-0	2	0	2	3	10	2	0	1	2	31		
41	Adam Pegg	c	3-8	0-2	0-0	0	1	1	4	6	1	0	1	0	18		
11	Aaron Graham	g	8-14	4-8	4-5	1	5	6	4	24	1	3	0	1	31		
12	Joel Naburgs	g	7-10	1-4	1-1	0	3	3	2	16	0	1	0	2	32		
23	Chris Perez	g	8-13	1-4	5-5	2	1	3	1	22	2	0	0	1	34		
01	Dennis Diaz	g	0-1	0-1	0-0	0	0	0	1	0	0	0	0	0	5		
02	Amara Thompson	g	0-2	0-0	0-0	0	0	0	1	0	0	2	0	0	7		
03	Willie Green	g	6-9	0-1	2-4	3	3	6	3	14	0	0	0	1	29		
21	Jermol Paul	g	0-0	0-0	0-0	0	0	0	0	0	0	0	0	0	3		
22	Tyshawn Patterson	g	0-4	0-1	4-4	1	1	2	3	4	1	2	0	1	10		
Team						2	1	3									
Totals			36-68	8-24	16-19	11	15	26	22	96	7	8	2	8	200		

FG % 1st Half: 19-34 55.9% 2nd half: 17-34 50.0% Game: 36-68 52.9%
 3FG % 1st Half: 3-12 25.0% 2nd half: 5-12 41.7% Game: 8-24 33.3%
 FT % 1st Half: 13-14 92.9% 2nd half: 3-5 60.0% Game: 16-19 84.2%

North Florida 99 • 12-13, 6-6 ASun

#	Player	Total			3-Ptr			Rebounds			PF	TP	A	TO	Blk	Stl	Min
		FG-FGA	FG-FGA	FT-FTA	FG-FGA	FG-FGA	FT-FTA	Off	Def	Tot							
21	DIAZ, Andy	f	8-9	0-0	0-3	2	1	3	0	16	0	0	0	0	23		
22	SAUEY, Matt	f</															



Official Basketball Box Score -- Game Totals -- Final Statistics
Lipscomb vs Stetson
02/11/12 3:30 p.m. at DeLand, Fla. (Edmunds Center)



Lipscomb 99 • 12-13, 7-6 A-Sun

#	Player	Total			3-Ptr			Rebounds			PF	TP	A	TO	Blk	Stl	Min
		FG-FGA	FG-FGA	FT-FTA	FG-FGA	FG-FGA	FT-FTA	Off	Def	Tot							
52	SMITH, Malcolm	f	3-5	0-0	2-6	1	5	6	1	8	0	1	0	0	0	23	
15	GLENN, Justin	c	3-7	0-0	0-2	3	3	6	5	6	0	1	0	0	1	19	
02	WILLIAMS, Zavion	c	3-5	0-1	5-6	0	4	4	4	11	4	3	0	2	27		
04	ALEXANDER, Deonte	g	8-18	2-7	9-10	0	3	3	0	27	3	0	1	2	40		
35	SMITH, Martin	g	2-8	0-3	4-4	0	5	5	1	8	2	2	0	2	39		
03	SANDERSON, Carter	g	0-1	0-1	0-0	0	2	2	0	0	0	0	0	1	5		
05	ARNETT, Jacob	g	3-9	1-3	2-3	0	2	2	4	9	3	2	1	0	29		
22	SMITH, Damaris	g	5-6	0-0	4-7	3	1	4	3	14	2	4	0	0	23		
55	WILLIAMS, Marvin	g	6-10	0-0	4-4	5	1	6	5	16	0	1	0	0	20		
Team						3	1	4									
Totals			33-69	3-15	30-42	15	27	42	23	99	14	14	2	8	225		

FG % 1st Half: 15-33 45.5% 2nd half: 12-28 42.9% OT: 6-8 75.0% Game: 33-69 47.8% Deadball Rebounds 5
3FG % 1st Half: 2-8 25.0% 2nd half: 1-7 14.3% OT: 0-0 0.0% Game: 3-15 20.0%
FT % 1st Half: 11-17 64.7% 2nd half: 6-11 54.5% OT: 13-14 92.9% Game: 30-42 71.4%

Stetson 91 • 8-17, 5-9 A-Sun

#	Player	Total			3-Ptr			Rebounds			PF	TP	A	TO	Blk	Stl	Min
		FG-FGA	FG-FGA	FT-FTA	FG-FGA	FG-FGA	FT-FTA	Off	Def	Tot							
23	PEREZ, Chris	f	1-7	0-3	3-4	2	9	11	1	5	5	4	0	3	37		
14	MCINERNEY, Liam	f	4-7	0-2	0-0	2	1	3	4	8	0	0	2	0	28		
41	PEGG, Adam	c	6-10	0-0	6-9	1	1	2	3	18	1	1	0	0	26		
11	GRAHAM, Aaron	g	3-7	3-4	2-2	1	3	4	5	11	2	4	1	0	21		
12	NABURGS, Joel	g	4-6	3-4	5-5	0	3	3	5	16	3	4	0	0	32		
01	DIAZ, Dennis	g	3-7	1-4	0-0	1	3	4	5	7	3	1	0	1	21		
03	GREEN, Willie	g	5-9	0-1	7-9	1	4	5	4	17	2	0	0	1	26		
02	MORALES, Diego	g	0-0	0-0	0-0	0	0	0	0	0	0	0	0	0	6		
21	PAUL, Jermol	g	0-1	0-1	0-0	0	1	1	1	0	0	1	0	0	3		
22	PATTERSON, Tyshawn	g	4-9	0-3	1-3	0	2	2	3	9	5	3	0	3	25		
Team						1	0	1									
Totals			30-63	7-22	24-32	9	27	36	31	91	21	18	3	8	225		

FG % 1st Half: 12-26 46.2% 2nd half: 14-27 51.9% OT: 4-10 40.0% Game: 30-63 47.6% Deadball Rebounds 6
3FG % 1st Half: 3-6 50.0% 2nd half: 2-10 20.0% OT: 2-6 33.3% Game: 7-22 31.8%
FT % 1st Half: 10-13 76.9% 2nd half: 7-11 63.6% OT: 7-8 87.5% Game: 24-32 75.0%

Officials: Tony Turner, Bart Lenox, Dedicr Taylor
Technical fouls: Lipscomb-WILLIAMS, Marvin. Stetson-None.
Attendance: 1542

Score by periods	1st	2nd	OT	Total
Lipscomb	43	31	25	99
Stetson	37	37	17	91

Points	In	Off	2nd	Fast	Bench
LIP	52	21	15	8	39
STET	44	15	8	6	33

Last FG - LIP OT-00:49, STET OT-00:06.
Largest lead - LIP by 10 OT-00:25, STET by 5 1st-17:54.

Score tied - 11 times.
Lead changed - 14 times.



Official Basketball Box Score -- Game Totals -- Final Statistics
Stetson vs FGCU
02/17/12 7:05 P.M. at Fort Myers, Fla. (Alico Arena)



Stetson 86 • 9-18, 6-10 A-Sun

#	Player	Total			3-Ptr			Rebounds			PF	TP	A	TO	Blk	Stl	Min
		FG-FGA	FG-FGA	FT-FTA	FG-FGA	FG-FGA	FT-FTA	Off	Def	Tot							
24	Liam McInerney	f	1-1	1-1	2-2	2	3	5	2	5	2	0	0	1	21		
41	Adam Pegg	c	10-15	0-0	3-4	1	4	5	1	23	2	1	0	1	33		
11	Aaron Graham	g	4-7	2-5	9-13	0	2	2	1	19	6	4	0	0	28		
12	Joel Naburgs	g	5-11	3-7	2-2	0	3	3	2	15	5	0	0	3	32		
23	Chris Perez	g	4-6	2-3	2-2	1	4	5	3	12	4	0	1	0	35		
01	Dennis Diaz	g	0-0	0-0	0-0	0	0	0	1	0	0	1	0	0	9		
02	Amara Thompson	g	0-0	0-0	0-0	0	0	0	0	0	0	2	0	0	3		
03	Willie Green	g	2-4	0-0	6-7	3	2	5	1	10	2	1	0	0	24		
22	Tyshawn Patterson	g	1-4	0-2	0-1	0	2	2	2	2	1	5	0	1	15		
Team						0	5	5									
Totals			27-48	8-18	24-31	7	25	32	13	86	22	14	1	6	200		

FG % 1st Half: 14-26 53.8% 2nd half: 13-22 59.1% Game: 27-48 56.3% Deadball Rebounds 2
3FG % 1st Half: 6-10 60.0% 2nd half: 2-8 25.0% Game: 8-18 44.4%
FT % 1st Half: 10-12 83.3% 2nd half: 14-19 73.7% Game: 24-31 77.4%

FGCU 80 • 13-14, 8-8 A-Sun

#	Player	Total			3-Ptr			Rebounds			PF	TP	A	TO	Blk	Stl	Min
		FG-FGA	FG-FGA	FT-FTA	FG-FGA	FG-FGA	FT-FTA	Off	Def	Tot							
20	FIELER, Chase	f	1-7	1-6	0-0	1	1	2	3	3	4	0	0	1	29		
22	ROLAX, Ed	f	0-1	0-0	0-0	2	0	2	0	0	1	1	0	0	7		
34	CANTINOL, Kevin	c	1-5	0-0	0-0	3	1	4	3	2	0	1	0	1	13		
02	THOMPSON, Bernard	g	6-12	2-5	3-3	8	4	12	2	17	0	2	0	2	29		
03	COMER, Brett	g	5-12	0-3	1-2	4	3	7	2	11	10	2	0	1	32		
01	HOLMES, Dante	g	5-9	1-2	0-0	1	0	1	5	11	1	0	0	1	19		
05	VARIDEL, Christophe	g	3-11	3-9	0-0	2	3	5	1	9	1	2	0	1	18		
15	CVJETICANIN, Filip	g	5-11	5-10	0-0	0	0	0	0	15	0	0	0	0	16		
23	MURRAY, Eddie	g	2-3	0-0	1-2	0	2	2	1	5	0	0	1	0	16		
25	BROWN, Sherwood	g	2-8	2-5	1-2	2	4	6	5	7	0	3	0	0	21		
Team						0	2	2									
Totals			30-79	14-40	6-9	23	20	43	22	80	17	12	1	7	200		

FG % 1st Half: 14-38 36.8% 2nd half: 16-41 39.0% Game: 30-79 38.0% Deadball Rebounds 3
3FG % 1st Half: 5-17 29.4% 2nd half: 9-23 39.1% Game: 14-40 35.0%
FT % 1st Half: 1-2 50.0% 2nd half: 5-7 71.4% Game: 6-9 66.7%

Officials: Lee Cassell (R), Jeff Smith, Chuck Jones
Technical fouls: Stetson-None. FGCU-None.
Attendance: 2352

Score by periods	1st	2nd	Total
Stetson	44	42	86
FGCU	34	46	80

Points	In	Off	2nd	Fast	Bench
STETSON	28	17	8	4	12
FGCU	28	20	25	2	47

Last FG - STETSON 2nd-03:16, FGCU 2nd-00:16.
Largest lead - STETSON by 24 2nd-08:31, FGCU by 3 1st-19:05.

Score tied - 3 times.
Lead changed - 5 times.



Official Basketball Box Score -- Game Totals -- Final Statistics
Belmont vs Stetson
02/13/12 7:00 pm at DeLand, Fla. (Edmunds Center)



Belmont 106 • 20-7, 12-2 A-Sun

#	Player	Total			3-Ptr			Rebounds			PF	TP	A	TO	Blk	Stl	Min
		FG-FGA	FG-FGA	FT-FTA	FG-FGA	FG-FGA	FT-FTA	Off	Def	Tot							
02	JENKINS, Blake	f	2-3	0-1	0-0	0	0	0	3	4	2	4	0	0	13		
34	HEDGEPEETH, Mick	c	7-12	0-0	3-4	3	2	5	2	17	0	1	0	0	23		
01	HANLEN, Drew	g	6-10	5-8	0-0	0	6	6	0	17	5	1	0	0	34		
03	JOHNSON, Kerron	g	5-9	0-2	6-6	0	1	1	2	16	8	1	0	2	30		
21	CLARK, Ian	g	8-13	3-5	4-4	1	5	6	3	23	2	1	0	1	33		
14	MANN, JJ	g	3-3	3-3	2-2	0	5	5	1	11	1	2	0	3	21		
22	CHAMBERLAIN, Reece	g	1-1	1-1	0-0	0	0	0	0	3	0	0	0	0	6		
24	BARNES, Adam	g	0-1	0-0	2-2	0	2	2	0	2	1	0	0	0	9		
30	NOACK, Trevor	g	1-2	0-0	1-1	2	0	2	0	3	1	0	0	0	3		
42	SAUNDERS, Scott	g	3-8	0-0	2-2	2	3	5	2	8	0	1	0	0	15		
45	BAKER, Brandon	g	1-2	0-0	0-0	0	0	0	0	2	2	1	1	0	13		
Team						3	0	3									
Totals			37-64	12-20	20-21	11	24	35	13	106	22	12	1	6	200		

FG % 1st Half: 19-32 59.4% 2nd half: 18-32 56.3% Game: 37-64 57.8% Deadball Rebounds 0
3FG % 1st Half: 8-12 66.7% 2nd half: 4-8 50.0% Game: 12-20 60.0%
FT % 1st Half: 10-11 90.9% 2nd half: 10-10 100.0% Game: 20-21 95.2%

Stetson 93 • 8-18, 5-10 A-Sun

#	Player	Total			3-Ptr			Rebounds			PF	TP	A	TO	Blk	Stl	Min
		FG-FGA	FG-FGA	FT-FTA	FG-FGA	FG-FGA	FT-FTA	Off	Def	Tot							
24																	