

1179

All-time victories in 98 seasons of HATTERS BASKETBALL. 2011-12 is the 99th season at SU.



Ricky Hazel, Assistant Athletics Director for Communications  
 421 North Woodland Blvd, DeLand, FL, 32723  
 O: 386.822.8130 :: C: 334.372.7032 :: F: 386.822.7486  
 rhazel@stetson.edu :: www.GoHatters.com  
 Follow me on Twitter (@RHazel\_SID)

2011-12 SCHEDULE/RESULTS

NOVEMBER

DATE	OPPONENT	TV	TIME/RESULT
3	FLAGLER (exhib.)		W, 90-72
11	BETHUNE-COOKMAN		W, 65-60
14	at Florida A&M		W, 78-60
16	at Florida State	ESPN3.com	L, 79-66
19	SAINT LEO		W, 74-69
21	at Charleston Southern		L, 73-64
28	vs No. 9/10 Florida (1)	SUN	L, 96-70

DECEMBER

DATE	OPPONENT	TV	TIME
1	EAST TENNESSEE STATE*		W, 73-65
4	at Indiana	BTN	L, 84-50
17	USC UPSTATE*		L, 79-63
21	CHARLESTON SOUTHERN		L, 88-81
29	at UCF (2)		L, 80-70
30	vs James Madison (2)		L-OT, 71-69

JANUARY

DATE	OPPONENT	TV	TIME
2	at Kennesaw State*		W, 66-62
4	at Mercer*		L, 75-59
7	JACKSONVILLE*	ESPN3.com	W, 73-61
9	NORTH FLORIDA*		W, 68-64
14	at Belmont*		L, 84-71
16	at Lipscomb*		L-OT, 104-103
20	FLORIDA GULF COAST*	CSS	L, 92-85
23	at Savannah State		L, 75-45
28	MERCER*		L, 75-64
30	KENNESAW STATE*		W, 75-59

FEBRUARY

DATE	OPPONENT	TV	TIME
4	at North Florida*		L, 99-96
6	at Jacksonville*		L, 74-63
11	LIPSCOMB*		3:15 pm
13	BELMONT*		7:00 pm
17	at Florida Gulf Coast*	CSS	7:00 pm
23	at East Tennessee State*		7:00 pm
25	at USC Upstate*		2:00 pm
29	Atlantic Sun Tournament (3)		TBA

SCHEDULE KEY

All times Eastern and Subject to change


\* Atlantic Sun Conference game

Home games in **BOLD CAPS** played at the Edmunds Center (4,000)

(1) Florida Citrus Sports Shootout (Orlando, Florida)

(2) 2011 UCF Holiday Invitational (Orlando, Florida.)

(3) 2012 A-Sun Championship Tournament (Macon, Ga.)



STETSON HATTERS

2011-12 Record: 8-16  
 A-Sun Record: 5-8  
 Last Game: L at JU, 74-63  
 Head Coach: Casey Alexander  
 Career Record: 8-18 (1st year)  
 Record at Stetson: Same

STATISTICAL LEADERS

Points: Pegg/Perez (13.8)  
 Reb: Adam Pegg (5.7)  
 Assists: Joel Naburgs (2.5)  
 Steals: Aaron Graham (1.4)



LIPSCOMB BISONS

2011-12 Record: 11-13  
 A-Sun Record: 6-6  
 Last Game: L vs Belmont, 84-58  
 Head Coach: Scott Sanderson  
 Career: 275-190 (16th year)  
 at School: 208-178 (13th year)

STATISTICAL LEADERS

Points: Robert Boyd (11.2)  
 Reb: Justin Glenn (7.2)  
 Assists: Damarius Smith (3.5)  
 Steals: Damarius Smith (1.2)

GAME RESET

Date: Saturday, February 11, 2012  
 Tip-Off: 3:15 pm EST  
 Location: DeLand, FL  
 Arena: Edmunds Center (4,000)  
 Television: None  
 Talent: N/A  
 Series (Overall): Tied 10-10  
 in DeLand: SU leads 8-2  
 Alexander vs. LIP: 0-1

MULTIMEDIA

Hatter Vision broadcasts and offers live on-demand video streaming for home games and audio broadcasts for non-conference road games on the Stetson web (www.go-hatters.com). Murray Miller (play-by-play) and Harry Arnold (color) call the action. Hatters fans can also see video streaming for conference road games on A-Sun TV.

GAME DAY STORY LINES

- With just five games left in the regular season, and only two games remaining at the Edmunds Center, the Hatters find their backs to the wall. Stetson has a two game lead over Jacksonville for the eighth, and final, spot in the A-Sun Tournament. While JU still has an uphill road to catch Stetson, the Hatters need at least one win in their last home weekend to breathe easier.
- The game against Lipscomb will have a decidedly different flavor from the first meeting between the teams this year. Stetson lost that game 104-103 in overtime thanks, in large part, to the efforts of Bison guard Jordan Burgason's 24 points. The league's second leading scorer will not, however, be on the floor for Lipscomb this weekend or any more this season after being dismissed from the team as well as from school earlier this week.
- This weekend's games will mark the final home appearances for the Hatters' lone senior, **Jer-mol Paul**. The Ocoee, Fla., native has appeared in 23 games this year as a reserve player.
- Sophomore guard **Aaron Graham** posted back-to-back 20-point performances last weekend for the first time in his career. Graham scored 24 against UNF and followed up with 22 points at JU.
- Sophomore **Chris Perez** was named A-Sun Newcomer of the Week for his performances against Mercer and Kennesaw State. Perez averaged 18 points in two games while also grabbing 13 rebounds. He is the second Hatter, joining Pegg, to win the award this year. Perez followed the strong weekend with a 22-point effort against UNF last Saturday and has scored double figures in his last five games.
- Stetson has played two overtime games this year, losing both, and the Hatters have lost their last five overtime games overall, dating back to Jan. 31, 2009 against Lipscomb.
- Stetson hit a season-high 15 three-pointers in the loss at Belmont. The 15 threes were the most ever by an opponent at the Curb Events Center and the most in a game for the Hatters since hitting 17 against Southeastern Louisiana on March 3, 1994.
- Junior forward **Liam McInerney** came into the 2011-12 season having made just 1-of-22 from three-point range in his career. So far this year he is 16-of-36 from beyond the arc.

STETSON PROJECTED STARTING LINEUP NOTES

 <b>12 Joel Naburgs</b> Junior G A native of Melbourne, Australia ... Has 30 career double-figure scoring games, including a career-high 20 against Florida Gulf Coast ... Did not play in the game at Savannah State because of back spasms, snapping a streak of 53 straight games played.	 <b>11 Aaron Graham</b> Sophomore G A native of Miramar ... Has started 38 games in his Stetson career, scoring in double figures 21 times, including a career-best 26 points against James Madison ... Was held scoreless for the first time in 22 games, dating to last year, at Savannah State.
 <b>24 Liam McInerney</b> Junior F A native of Port Campbell in Victoria, Australia ... Has played in 81 games in his Stetson career ... Had a career-best 13 points against Florida A&M, hitting a pair of three-pointers ... Scored 13 points, all in the second half, in the win over Saint Leo.	 <b>23 Chris Perez</b> Sophomore G A native of Santiago in the Dominican Republic ... Attended Oldsmar Christian HS ... Played in 31 games as a freshman at Liberty in 2009-10 ... Was named A-Sun Newcomer of the Week (1/31) ... Has scored double-figures in 21-of-24 games this year.
 <b>41 Adam Pegg</b> Junior C A native of Clearwater ... Started his career at Delaware where he played in 62 games, starting 14 ... Set new career-highs with 28 points and 14 rebounds in the overtime loss at Lipscomb ... Has averaged just 9.2 points in his last five games.	<p><b>Monday's Game Officials</b></p> <p>Tony Turner                      Bart Lenox                      Gene Sherry</p>

**STETSON ATHLETIC MEDIA RELATIONS**

**Mailing Address:** 421 N. Woodlands Blvd,  
DeLand, FL 32723

**Phone:** 386.822.8130

**Fax:** 386.822.7486

**MEDIA RELATIONS CONTACT**

**RICKY HAZEL** Asst. AD/Communications

**Office:** 386.822.8130

**Cell:** 334.372.7032

**E-Mail:** [rhazel@stetson.edu](mailto:rhazel@stetson.edu)

**WEEKLY INTERVIEWS**

Head coach Casey Alexander and Stetson players will be made available for interviews in person or by telephone by request to Assistant AD Ricky Hazel.

All interviews with Stetson student-athletes must be coordinated through the Athletic Media Relations Office and requested with [24 hours advance notice](#).

Telephone interviews will be fulfilled at a time that does not interfere with the student-athlete's academic or practice schedule.

**STETSON ATHLETICS WEBSITE**

Game notes, statistics and preview stories along with photo galleries are all available on Stetson's athletic department website - [www.GoHatters.com](http://www.GoHatters.com).

**PRACTICE COVERAGE**

Most Stetson Hatters basketball practices are open to the media. To arrange a visit to Stetson practice and/or interviews with Stetson players and coaches, please contact Stetson Assistant AD for Communications Ricky Hazel.

**SOCIAL MEDIA**

In addition to the following the most up-to-date information on Stetson's official athletics website, [www.GoHatters.com](http://www.GoHatters.com), you can get exclusive behind-the-scenes look into the Stetson basketball program during the 2011-12 season with Stetson Assistant AD Ricky Hazel's Twitter account. You can follow him [@RHazel\\_SID](#). Also, be sure to follow [@StetsonSID](#) for up to the minute updates on all of Stetson Athletics.

Other social media avenues for following the Hatters include the official Stetson Athletics Facebook page and the StetsonHatters YouTube Channel. Keep an eye open for regular video content from the Hatter Sports Network, a student run group that will be providing video content throughout the year.

Also keep track of the Hatters through Ricky Hazel's blog, "Adventures in Hatterland". Go to [adventuresinhatterland.blogspot.com](http://adventuresinhatterland.blogspot.com) to keep up with his travels with the Hatters.

**MEN'S BASKETBALL WEEKLY MEDIA PLANNER**

Most practices are open to the media. For help covering Stetson men's basketball, contact Asst. AD for Communications Ricky Hazel.

**SATURDAY**

February 11

**GAME 25**

vs. Lipscomb  
Edmunds Center,  
3:15 pm

**SUNDAY**

February 12

**PRACTICE**

Edmunds Center, 2 pm

**MONDAY**

February 13

**GAME 26**

vs. Belmont  
Edmunds Center, 7 pm

**TUESDAY**

February 14

**OFF DAY****WEDNESDAY**

February 15

**PRACTICE**

Edmunds Center,  
5:30 pm

**SERIES HISTORY**

- This will be the 21st all-time meeting between Stetson and Lipscomb in a series that dates back to the 1962-63 season. Neither team has had a long stretch of dominance in the series, with the longest win streak being three games for Stetson from 2004-05.
- The two programs played twice prior to Lipscomb joining the Atlantic Sun Conference for the 2002-03 season. Both pre-conference games were played in DeLand, and the team split those meetings.
- Lipscomb has won four of the last five games from Stetson to even the all-time series at 10-10.
- Since joining the A-Sun, Lipscomb and Stetson have split five of the season series. Both teams also own a season sweep and, in the 2007-08 season, the teams met just once, with Lipscomb taking a home win.

**LAST MEETING**

- Adam Pegg** had a career night, but when he stepped to the free throw line with 0.4 seconds left against Lipscomb, he needed two free throws to force overtime.
- The junior from Clearwater delivered but it was Lipscomb's Damarius Smith who turned out to be the ultimate hero, draining a three-pointer with one second left in the extra period to lift the homestanding Bison to a 104-103 victory.
- It was **Aaron Graham** who hit a pair of clutch free throws for the Hatters with 7.4 seconds left to give Stetson a 103-101 lead. After a timeout, Smith was able to get free for a long-range three, his only three-point attempt of the game.
- Pegg finished with career-highs in both points (28) and rebounds (14) to record his first double-double. Graham added 14 points for the Hatters while **Chris Perez** scored 23 before fouling out late in regulation.
- The Hatters finished the game hitting 13-of-37 from three-point range while also making 22-of-30 at the free throw line. Stetson also outrebounded the Bison 46-41.

**LOOKING AT THE BISON**

- After winning three of four games during a stretch that included victories over Belmont, Stetson and ETSU, the Bison have dropped three of their last four games.
- During each of the three losses during the recent stretch the Bison have been held to less than 60 points. The recent scoring drought has left Lipscomb at a 1.0 points per game deficit for the year.
- In their last outing, at home against Belmont, the Bison fell behind by 22 points by halftime and never threatened the Bruins. Lipscomb hit just six three-pointers in the game and shot just 37.7 percent from the floor.

**UP NEXT**

- The Hatters will close out the 2011-12 home schedule on Monday evening when Belmont pays its final visit to the Edmunds Center as a member of the Atlantic Sun Conference. The Bruins enter play this weekend tied with Mercer atop the league standings. Belmont will leave the A-Sun for the Ohio Valley Conference at the end of the year.

**GOHATTERS.COM**

- Stetson's official athletics web site can be found at [www.GoHatters.com](http://www.GoHatters.com). The comprehensive site, which includes releases, photos, biographical sketches and audio/video broadcasts, is powered by Neulion.

**WE ARE "THE HATTERS"**

- The unlikely combination of a famous hat manufacturer and a university getting together produced a novel nickname for Stetson University. The athletic teams are called "Hatters," reflecting the University's association with John B. Stetson, maker of the well-known Stetson hats. It all started back in 1883 when Henry DeLand founded the DeLand Academy. Three years later, after a disastrous freeze affected the citrus industry and left Mr. DeLand in financial trouble, Mr. Stetson, who had a winter home in DeLand, became interested in the school. When, at Mr. DeLand's request, Mr. Stetson was made chairman of the Board of Trustees in 1889, the school was renamed in

**STATISTICAL COMPARISON**

CATEGORY	ST	LU
Overall Record	8-16	11-13
Scoring	70.5	74.0
Scoring Defense	76.2	75.0
Scoring Margin	-5.7	-1.0
Field Goal Pct	.431	.437
Field Goal Pct Defense	.463	.452
3-Pt Field Goal Pct	.340	.389
3-Pt Field Goal Pct Defense	.358	.324
Free Throw Pct	.694	.649
Rebounds per game	37.0	35.6
Opp. Rebounds per game	35.3	39.4
Rebounding Margin	+1.7	-3.8
Assists	350	356
Assists per game	14.6	14.8
Turnovers	438	381
Turnover margin	-3.9	+0.2
Assist/Turnover Ratio	0.8	0.9
Steals	162	180
Steals per game	6.8	7.5
Blocks	72	68
Blocks per game	3.0	2.8

**SCOUTING THE OPPOSITION: LIPSCOMB**

**2011-12 RECORD:** 11-13  
**A-SUN RECORD:** 6-6



**GENERAL INFORMATION**

**Location:** Nashville, TN  
**Founded:** 1891  
**Enrollment:** 4,018  
**Affiliation:** NCAA Division I  
**Conference:** Atlantic Sun  
**Nickname:** Bisons  
**Colors:** Purple and Gold  
**President:** Dr. L. Randolph Lowry III  
**AD:** Philip Hutcheson  
**Arena:** Allen Arena (5,028)

**COACHING STAFF**

**Head Coach:** Scott Sanderson  
**Career:** 275-190 (16th year)  
**at Lipscomb:** 208-178 (13th year)  
**Assistant Coaches:**  
 Shawn Senters, Jay Walton,  
 Pete Froedden

**MEDIA RELATIONS**

**MBB Contact:** Trevor Garrett  
**E-mail:** trevor.garrett@lipscomb.edu  
**Website:** www.lipscombsports.com

**TEAM INFORMATION**

**2010-11 Record:** 17-13  
**A-Sun Record:** 12-8  
**A-Sun Finish:** 4th  
**Postseason:** none  
**Starters Ret./Lost:** 2-3

**SERIES INFORMATION**

**Overall:** Series tied 10-10  
**in DeLand:** SU leads 8-2  
**in Nashville:** LU leads 8-2  
**Neutral:** Never met  
**Streak:** Lipscomb, 2 wins  
**Last Stetson win:** 1/3/11,  
 76-66, in DeLand

**AT THE EDMUNDS CENTER**

The Stetson men's basketball team has called the J. Ollie Edmunds Center home since 1974, but the Hatters have been anything but gracious hosts to their opponents. For the past 34 years, the Hatters have won 65.7 percent of their home games, posting a 339-178 all-time record. Here is a year-by-year look at Stetson's record at the Edmunds Center:

Year	W-L	Pct.
1974-75	16-0	1.000
1975-76	12-3	.800
1976-77	8-7	.533
1977-78	12-4	.750
1978-79	10-4	.714
1979-80	13-5	.722
1980-81	14-1	.933
1981-82	9-6	.600
1982-83	15-3	.833
1983-84	13-3	.813
1984-85	8-6	.571
1985-86	8-6	.571
1986-87	9-1	.900
1987-88	11-3	.786
1988-89	10-3	.769
1989-90	7-6	.538
1990-91	7-6	.538
1991-92	10-7	.588
1992-93	10-4	.714
1993-94	8-4	.667
1994-95	7-6	.538
1995-96	7-7	.500
1996-97	7-7	.500
1997-98	7-5	.583
1998-99	9-4	.692
1999-00	6-5	.545
2000-01	10-3	.769
2001-02	7-5	.583
2002-03	4-7	.364
2003-04	8-6	.571
2004-05	6-5	.545
2005-06	7-5	.583
2006-07	8-5	.615
2007-08	11-2	.846
2008-09	10-4	.714
2009-10	5-9	.357
2010-11	5-8	.384
2011-12	6-4	.600
<b>Total</b>	<b>340-179</b>	<b>.655</b>

**A STETSON WIN WOULD...**

- Maintain the Hatters' two-game lead over Jacksonville for the eighth, and final.
- Give Stetson a split of the season series with Lipscomb and put the Hatters back in front in the all-time series 11-10.
- Give the Hatters their first victory in February at 1-2.
- Improve Stetson's all-time record against teams from the state of Tennessee to 37-49. The Hatters are 1-2 against Tennessee teams this year.
- Give Stetson the 1,180th victory in program history, dating back to 1900.

**2011-12 STETSON NUMERICAL ROSTER**

No.	Name	Pos.	Ht.	Wt.	Cl.-Exp.	Hometown/High School (Previous School)
1	Dennis Diaz	G	6-4	180	Fr.	Deltona, FL/DeLand HS
2	Amara Thompson	G	6-4	180	Jr.	Tucker, GA/Tucker HS (UCF)
3	Willie Green	F	6-7	195	So.	Orlando, FL/Olympia HS (WKU/Daytona State College)
4	Diego Morales	G	6-0	170	Jr.	Orlando, FL/Freedom HS
10	Hunter Miller*	G	6-2	180	Jr.	Nashville, TN/Christ Presbyterian (FGCU)
11	Aaron Graham	G	6-4	185	So.	Miramar, FL/Westminster Academy
12	Joel Naburgs	G	6-4	200	Jr.	Victoria, Australia/Box Hill Senior College
21	Jermol Paul	F	6-4	215	Sr.	Ocoee, FL/Dwyer HS (Stony Brook)
22	Tyshawn Patterson	G	6-1	180	Jr.	Hartford, CT/Orlando Christian Prep
23	Chris Perez	G	6-3	215	So.	Santiago, D.R./Oldsmar Christian (Liberty)
24	Liam McInerney	F/C	6-9	235	Jr.	Port Campbell, Victoria, Australia/Ballarat & Clarendon
33	J.R. Weston	G/F	6-4	200	Jr.	Morrill, OH/Ridgedale HS
41	Adam Pegg	C	6-9	260	Jr.	Clearwater, Fla./Oldsmar Christian (Delaware)

\*Sitting out the 2011-12 season to satisfy NCAA transfer requirements. Will be eligible for the 2012-13 season.

**COACHING STAFF**

**Head Coach:** Casey Alexander (Belmont, 1995 – 1st Season)  
**Asst. Coach:** Roger Idstrom (Mars Hill, 1989 – 1st Season)  
**Asst. Coach:** Dwight Evans (B'ham-Southern, 1984 – 1st Season)  
**Asst. Coach:** Steve Drabyn (Belmont, 2004 – 1st season)  
**Athletic Trainer:** Adam Deimling (Central Mich., 2006 – 3rd season)

**PRONUNCIATION GUIDE**

**Roger Idstrom** EED-strom  
**Amara Thompson** ah-MAR-ah  
**Joel Naburgs** NAR-bergs  
**Liam McInerney** LEE-um MAC-in-ERNIE



Team	A-Sun	Overall
Mercer	11-2	19-7
Belmont	10-2	18-7
USC Upstate	8-4	15-10
North Florida	7-6	13-13
Florida Gulf Coast	7-6	12-12
East Tennessee St.	6-6	12-11
Lipscomb	6-6	11-13
Stetson	5-8	8-16
Jacksonville	3-10	5-19
Kennesaw State	0-13	3-22

### ATLANTIC SUN SCHEDULE/RESULTS

#### Monday, February 6

Jacksonville 74, Stetson 63

Mercer 54, ETSU 46

North Florida 68, FGCU 62

USC Upstate 70, Kennesaw State 58

Belmont 94, Austin Peay 55

#### Friday, February 10

Mercer at Kennesaw State 7 pm

#### Saturday, February 11

Jacksonville at USC Upstate 2 pm

Lipscomb at Stetson 3:15 pm

North Florida at ETSU 4 pm

Belmont at Florida Gulf Coast 5:15 pm

#### Monday, February 13

Jacksonville at ETSU 7 pm

Belmont at Stetson 7 pm

North Florida at USC Upstate 7 pm

Lipscomb at Florida Gulf Coast 7 pm

#### Tuesday, February 14

UT-Martin at Kennesaw State 7 pm

#### Friday, February 17

Stetson at Florida Gulf Coast 7 pm

#### Saturday, February 18

Mercer at Jacksonville 3:15 pm

Kennesaw State at North Florida 7 pm

USC Upstate at Lipscomb 7:30 pm

ETSU at Belmont 8:15 pm

#### Monday, February 20

Kennesaw State at Jacksonville 7 pm

Mercer at North Florida 7 pm

ETSU at Lipscomb 7:30 pm

USC Upstate at Belmont 8 pm

#### Thursday, February 23

Stetson at ETSU 7 pm

Belmont at Kennesaw State 7 pm

Lipscomb at Mercer 7:30 pm

FGCU at USC Upstate 7:30 pm

his honor. Stetson University fielded the first football team in Florida in 1901, and the nickname "Hatter" was used then and is still used today.

### FINISHING STRONG IN FEBRUARY IS KEY

- In the history of Stetson basketball the Hatters have finished 44 seasons with a winning record in the month of February, while having closed with a losing record in the month 31 times. The Hatters have played .500 ball during the last full month of the season 15 times. Overall, Stetson has a 384-339 (.531) record in February. The Hatters are trying to break a streak of three consecutive losing Februaries this year.

### HATTERS HAVE PLAYED WELL IN JANUARY

- Since the start of the Stetson basketball program, the Hatters have fared well in the month of January. Stetson has an all-time record of 455-342 (.570) record in the first month of the year. The Hatters entered 2012 looking to snap a string of three consecutive losing Januarys. Over the last four seasons Stetson has posted a 13-28 record (.317) in January, including a 4-6 mark this year.

### DECEMBERS HAVE BEEN A STRUGGLE

- Since 1900 the Hatters are 226-223 (.503) in the month of December, but that mark has been on a downward track for the last two decades. Last year the Hatters finished December at 1-6 (.143) and since the start of the 1990 season Stetson has produced a record of 42-89 (.320) with just three winning seasons. The Hatters finished this past December with a 1-5 mark and a five-game losing skid.

### LOOKING FOR SUCCESS AGAINST IN-STATE TEAMS

- The Hatters will face a total of nine in-state schools during the 2011-12 season, not counting the exhibition game against Flagler. Stetson has an all-time record against those in-state foes of 105-172.
- In addition to the nine in-state schools on the 2011-12 schedule, there are 17 other collegiate programs from inside the state of Florida that the Hatters have faced in basketball over the years. Stetson has an all-time record against the other Florida schools of 214-161.
- Overall, the Hatters have an all-time record of 319-333 against in-state foes in regular season play. The in-state school Stetson has played the most through the years is Rollins College. The Hatters own an all-time mark of 82-21 against the Orlando school.

### STETSON ADDS NOVEMBER SIGNEES

- The Hatters added three players during the November early signing period. The trio is made up of guard **Tanner Plemmons** of Sylva, NC, guard **Logan Irwin** of Ft. Wayne, Ind., and forward **Brian Pegg** of Clearwater, Fla.
- Plemmons is a 6-2 point guard at Rabun County (Ga.) HS where he averaged 23 points per game as a junior while hitting 42 percent from three-point range. Entering his senior season, Plemmons has scored 1,905 career points and has hit 298 career three-pointers. In addition to his basketball exploits, Plemmons is also a member of the track team and was the 2011 Wendy's High School Heisman winner for the state of Georgia.
- Irwin averaged 25.1 points, 5.8 assists, and 4.9 rebounds per game as a junior at Whitko High school, helping his squad to a sectional championship as a freshman. The Wildcats have gone 10-11 and 16-6 the past two seasons, but Irwin earned Indiana Junior All-Star honors last season. He is already Whitko's all-time leading scorer with more than 1,500 points.
- Pegg formerly played at Oldsmar Christian, but the 6-foot-7 senior is playing his final season at Brandon's Faith Baptist Academy. Pegg, who will join brother Adam and all-time Pinellas County prep scoring leader Chris Perez at Stetson, averaged 10 points and six rebounds for a 30-10 Oldsmar team last season.

### PLANNING FOR THE FUTURE

- The Hatters have one player sitting out the 2011-12 season as a transfer and another who will miss the fall semester after transferring.
- Guard **Hunter Miller** joined the Stetson program from Florida Gulf Coast where he spent two seasons. Over those two years he played in 59 games for the Eagles, starting eight.
- Miller is from Nashville, but has strong family ties to central Florida. His uncle, **Mark Miller**, played basketball at UCF and brought his band, Sawyer Brown, to the Edmunds Center for a concert on December 10.
- The other new member of the Stetson program is junior **Amara Thompson**, who transferred from UCF. Thompson became eligible to compete for the Hatters at the conclusion of the fall semester and saw his first action against Charleston Southern on Dec. 21. Thompson saw action in 20 games over two seasons for the Knights.

### DEPARTED PLAYERS

- Stetson lost six players off the 2010-11 Hatters club. That group included the

## THE BEGINNING OF A NEW ERA

- First year head coach Casey Alexander brings an exciting brand of basketball to the Edmunds Center that will look familiar to Atlantic Sun Conference basketball fans. Alexander spent the previous 16 seasons as an assistant coach at A-Sun power Belmont. Alexander was also a player at Belmont, leading the Bruins to a 119-25 record during his playing career.

## MEET THE COACHING STAFF

- Joining new coach Casey Alexander on the Hatters staff for 2011-12 are a trio of coaches who are well-versed in the philosophies and style of play that Stetson will employ. Roger Idstrom was an assistant coach at Belmont with Alexander for the last 11 years. A 1989 graduate of Mars Hill College, Idstrom spent time on staff at his alma mater as well as at UNC Asheville, Montreat and Wabash Valley College before going to Gardner-Webb from 1998-2000. Dwight Evans comes to Stetson with 23 years of experience as a collegiate coach, most recently as Associate Head Coach at South Carolina State. Evans has also spent time on the coaching staffs at UCF, FIU, South Alabama and Missouri. Steve Drabyn moves into his first NCAA Division I coaching assignment at Stetson after a highly successful playing career at Belmont and seven years of Division II and high school coaching experience.



## HATTER VISION

Stetson men's basketball will broadcast all home and away games over the internet, with a video simulcast during home games and select road contests. Join veterans Murray Miller and Harry Arnold as they call every exciting play all season long. Each broadcast will start 10 minutes prior to tip-off and conclude with the post game show featuring comments from Head Coach Casey Alexander.

## STETSON VS. 2011-12 OPPONENTS

Opponent	Alexander		All-time	Neutral	Home	Away	Streaks	
	W-L	W-L					Longest	Current
Belmont	0-1	7-16	0-1	4-7	3-8	Belmont, 8W	Belmont, 5W	
Bethune-Cookman	1-0	20-5	0-0	16-2	4-3	SU, 9W	SU, 1W	
Charleston Southern	0-2	8-5	0-0	7-2	1-3	SU, 6W	CSU, 3W	
East Tennessee State	1-0	7-9	0-2	4-4	3-3	ETSU, 3W	SU, 2W	
Florida	0-1	14-52	0-3	8-12	6-37	UF, 17W	UF, 17W	
Florida A&M	1-0	6-1	1-0	3-1	2-0	SU, 3W	SU, 3W	
Florida Gulf Coast	0-1	4-5	0-0	3-2	1-3	FGCU, 4W	FGCU, 4W	
Florida State	0-1	11-43	0-5	8-8	3-30	FSU, 17W	FSU, 17W	
Indiana	0-1	0-1	0-0	0-0	0-1	IU, 1 W	IU, 1W	
Jacksonville	1-1	30-42	1-2	18-15	11-25	JU, 7W	JU, 1W	
James Madison	0-1	0-1	0-1	0-0	0-0	JMU, 1W	JMU, 1W	
Kennesaw State	2-0	7-7	0-0	4-3	3-4	KSU, 4W	SU, 2W	
Lipscomb	0-1	10-10	0-0	8-2	2-8	SU, 3W	LIP, 2W	
Mercer	0-2	74-53	4-0	41-18	29-35	SU, 6W	MER, 3W	
North Florida	1-1	10-5	0-0	5-3	5-2	SU, 7W	UNF, 1W	
Saint Leo	1-0	4-0	0-0	4-0	0-0	SU, 4W	SU, 4W	
Savannah State	0-1	7-5	0-0	4-2	3-3	SU, 5W	SS, 2W	
UCF	0-0	15-23	0-1	7-10	8-12	UCF, 12W	UCF, 12W	
USC Upstate	0-1	4-4	0-0	3-2	1-2	4x, 2W	USCU, 2W	



HEAD COACH

**CASEY ALEXANDER**

FIRST SEASON AT STETSON

## THE ALEXANDER FILE

### PERSONAL

**Birthplace:** Chattanooga, Tenn.**Family:** Wife, Sunni; daughter, Allie; sons, Reed and Mason

### EDUCATION

**Undergraduate:** Belmont, 1995 (B.S. in Physical Education)**Graduate:** Austin Peay, 1996 (M.S. in Sports Administration)

### COACHING EXPERIENCE

2003-11 Belmont (Associate Head Coach)  
1995-02 Belmont (Assistant Coach)

### CONFERENCE TITLES

2011 Atlantic Sun Conference (Belmont)  
2010 Atlantic Sun Conference (Belmont)  
2008 Atlantic Sun Conference (Belmont)  
2007 Atlantic Sun Conference (Belmont)  
2006 Atlantic Sun Conference (Belmont)

### POST-SEASON APPEARANCES

NCAA 2011, 2008, 2007, 2006  
NIT 2004

### HONORS

2011 Named No. 1 Assistant Coach in the Atlantic Sun Conference by FoxSports.com  
2009 Named No. 6 mid-major Assistant Coach in the nation by CollegeInsider.com  
2005 Inducted into the Belmont University Athletic Hall of Fame

### PLAYING EXPERIENCE

1992-95 Belmont University  
Record during playing career: 119-25  
Team Captain as a senior  
Record as a senior: 37-2  
Led team ranked No. 1 in NAIA as a senior  
Entered NAIA Tournament as No. 1 seed  
Team reached NAIA Final Four

**SPECIALTY STATISTICS**

[POT - Points off turnovers; PP - Points in the paint; 2nd - Second chance points; FAST - Fast break points; BP - Points off the bench]

Opponent	[Stetson-Opponent]				
	POT	2nd	PP	FAST	BP
Bethune-Cookman	18/22	11/17	30/26	8/2	11/18
at Florida A&M	21/13	10/11	30/34	4/2	23/23
at Florida State	19/17	15/15	26/48	2/13	22/27
Saint Leo	16/31	15/6	26/20	0/6	18/20
at Charleston Southern	7/26	7/6	14/26	0/8	17/23
vs Florida	6/19	11/11	42/38	12/8	20/21
ETSU	9/23	9/6	26/44	8/8	23/9
at Indiana	8/30	7/8	14/50	0/12	12/23
USC Upstate	10/30	10/17	32/26	8/4	16/20
Charleston Southern	11/15	5/11	32/48	14/4	26/19
at UCF	13/20	8/13	26/42	12/12	12/21
vs JMU	10/20	7/11	28/34	4/4	13/22
at Kennesaw State	11/9	11/6	20/34	2/4	12/0
at Mercer	12/15	11/8	28/34	4/4	11/24
Jacksonville	25/21	12/8	28/32	4/4	12/8
North Florida	12/9	12/18	36/42	8/2	27/32
at Belmont	13/24	4/13	18/50	2/8	17/18
at Lipscomb	11/19	19/20	40/40	4/8	19/32
Florida Gulf Coast	21/17	29/4	34/44	4/11	27/41
at Savannah State	10/13	14/17	26/26	4/9	19/16
Mercer	15/13	3/2	20/32	4/2	4/24
Kennesaw State	15/22	26/9	34/32	4/10	24/7
at North Florida	22/8	14/25	42/48	2/0	18/26
at Jacksonville	12/18	8/17	24/34	16/4	12/22
Lipscomb					
Belmont					
at Florida Gulf Coast					
at ETSU					
at USC Upstate					
<b>STETSON TOTAL</b>	<b>327</b>	<b>278</b>	<b>676</b>	<b>130</b>	<b>415</b>
Stetson Average	13.6	11.6	28.1	5.4	17.2
<b>OPP TOTAL</b>	<b>454</b>	<b>279</b>	<b>884</b>	<b>149</b>	<b>496</b>
Opp Average	18.9	11.6	36.8	6.2	20.6

**CLUTCH FREE THROWS**

[Final 3 Minutes - Regulation & OT]

Player	FT-FTA	Pct.
Jermol Paul	2-2	1.000
Adam Pegg	15-19	.789
Joel Naburgs	12-16	.750
Chris Perez	13-18	.722
Aaron Graham	20-30	.667
Liam McInerney	2-4	.500
Willie Green	2-4	.500
Tyshawn Patterson	2-4	.500
Amara Thompson	3-7	.428
Dennis Diaz	0-0	.000
Diego Morales	0-0	.000
J.R. Weston	0-0	.000
<b>TEAM TOTAL</b>	<b>72-105</b>	<b>.686</b>

top three scorers from last year, sophomore Ridge Graham (12.6), freshman Corey Walden (12.0) and freshman Lis Jacobo (9.2).

- The other three players who left following last year were freshman Steve Forbes, sophomore Spence Purnell and senior Graeme Radford.

**HATTERS UNABLE TO STOP DOLPHINS**

- The Stetson Hatters had a bad stretch at the end of the first half at Veterans Memorial Arena and were never able to recover, losing to Jacksonville 74-63.
- Stetson appeared on its way to a comfortable halftime lead, having built a nine-point advantage, 23-14, on a Chris Perez three-pointer but, from that point on, the Dolphins outscored Stetson 24-8 to take a 38-31 lead into the break.
- Part of the turnaround was the outside shooting of JU sophomore guard Aloys Cabell, who hit four three-pointers down the stretch. He was helped by six Stetson turnovers in the final eight minutes of the half, five Dolphins offensive rebounds over the same stretch, and the Hatters hitting just 3-of-8 from the floor.
- The Dolphins continued to stretch their lead early in the second half, scoring a pair of quick baskets to grow their lead to 11. Stetson spent the rest of the second half trying to battle from behind, and closed to within three points a couple of times, but JU answered every challenge with a three-pointer and pulled away for the win.

**HATTERS COME UP JUST SHORT IN LOSS TO UNF**

- On a night when Stetson had its highest scoring half of the season and recorded its fewest turnovers of the year, the Hatters were unable to slow the hot shooting of UNF in a 99-96 loss to the Ospreys.
- Down 98-90 with 10 seconds to play, the Hatters got a three-pointer from Aaron Graham, a steal and a three from Joel Naburgs, to cut the deficit to two with 4.6 left. Stetson sent UNF's Jerron Granberry to the free throw line and, when he missed the second attempt, the Hatters had a chance to tie.
- Graham got the ball across half court and got an open look from about 40 feet, but his shot came up just short.
- What got the Hatters into the tough circumstances at the end of the game was some remarkable shooting by the Ospreys. UNF shot 60.7 percent from the floor in the game, including 11-of-22 from three-point range.
- Early on, it was Stetson that opened the game on fire, scoring almost as quickly as the Hatters could get the ball to the offensive end of the floor. The Hatters shot a blistering 55.9 percent from the floor in the first half, including 16-of-24 from inside the three-point arc and 13-of-14 from the free throw line. The result was the highest scoring half of the season, but just a seven point lead over the Ospreys at the break, 54-47.
- The Hatters finished the game with five players scoring in double figures. Graham led the team with 24 points, hitting 4-of-8 from three-point range. Chris Perez had another strong outing and finished with 22 points while Joel Naburgs finished with 16, Willie Green had 14 and Liam McInerney had 10.

**BIG RUN IN FIRST HALF SPARKS HATTERS OVER OWLS**

- Stetson used a 31-5 run over an almost 11 minute stretch of the first half to build a comfortable lead and then battled through the second half to take a 75-59 victory over the Owls.
- The win snapped Stetson's five-game losing slide, and moved the Hatters one step closer to qualifying for the Atlantic Sun Conference tournament.
- After spotting the visiting Owls an early lead, the Hatters exploded for their best, and longest, offensive run of the season to take control of the game. Down 9-8 with 14:57 to go in the half, Willie Green hit a short jumper in the lane to ignite a 31-5 Stetson run over the next 10:49.
- Green scored eight of his 10 first half points in the run, which also included a pair of three-pointers from freshman Dennis Diaz and seven points, of his 14 in the first half, for Chris Perez, who finished with a game-high 22 points and also had eight rebounds.

**HATTERS HAVE NO ANSWER FOR MERCER DEFENSE**

- Mercer came into the Edmunds Center as the top defensive team in the Atlantic Sun Conference, and the Bears showed why in downing the Hatters 75-64.
- Stetson was held to less than 40 percent shooting from the floor for the third straight game, and the sixth time this season. The Hatters hit just 12-of-33 shots in the second half, including just 1-of-13 from three-point range.
- Mercer shot better than 50 percent (55.2) from the floor and forced the Hatters into 21 turnovers, the most for Stetson in the last six games.
- Joel Naburgs returned to the lineup for Stetson after missing the last game with back spasms. He tied for the team scoring lead with 14 points while grabbing five rebounds and dishing five assists.
- Mercer shot a blistering 63 percent from the floor in the second half to build and

## STATISTICAL RANKINGS

## STETSON in the ATLANTIC SUN

TEAM CATEGORY	ALL	A-SUN
Scoring	126	5th (70.5)
Scoring Defense	324	10th (76.2)
Scoring Margin	282	8th (-5.7)
FT Pct	153	3rd (.694)
FG Pct	185	8th (.431)
FG Pct Def	298	8th (.463)
3FG Pct	174	7th (.340)
3FG Pct Def	245	7th (.358)
Rebounding		1st (37.0)
Rebounding Defense		7th (35.4)
Rebounding Margin	138	4th (+1.6)
Blocked Shots	214	6th (3.0)
Assists	55	3rd (14.6)
Steals	149	8th (6.8)
Turnover Margin	327	10th (-3.92)
Assist/Turnover Ratio	268	8th (0.8)

INDIVIDUAL SCORING	ALL	A-SUN
Adam Pegg	214	6th (13.8)
Chris Perez		6th (13.8)
Aaron Graham		9th (13.1)

REBOUNDING	ALL	A-SUN
Adam Pegg		12th (5.7)
Joel Naburgs		14th (5.3)

FG PERCENTAGE	ALL	A-SUN
Adam Pegg	95	15th (.484)
Chris Perez	154	

ASSISTS	ALL	A-SUN
Joel Naburgs		14th (2.5)

FT PERCENTAGE	ALL	A-SUN
Aaron Graham	190	5th (.783)
Adam Pegg		8th (.747)

STEALS	ALL	A-SUN
Aaron Graham		11th (1.4)

3FG PERCENTAGE	ALL	A-SUN
Aaron Graham		14th (.367)

3FG MADE	ALL	A-SUN
Aaron Graham	75	4th (2.4)
Joel Naburgs		13th (1.8)

BLOCKED SHOTS	ALL	A-SUN
Willie Green	121	3rd (1.5)

ASSIST-TO-TURNOVER RATIO	ALL	A-SUN

OFFENSIVE REBOUNDS	ALL	A-SUN
Adam Pegg		11th (2.2)

DEFENSIVE REBOUNDS	ALL	A-SUN
Joel Naburgs		6th (4.2)
Aaron Graham		13th (3.7)
Adam Pegg		15th (3.5)

MINUTES PLAYED	ALL	A-SUN

A-SUN ranks as of 2/9/12

NCAA rankings through games of 2/9/12

maintain a 20-point lead most of the way down the stretch. It was not until the Bears put in some backups in the final minutes that allowed Stetson to close the game on a 15-6 run to narrow the final margin.

## HATTERS GO ICE COLD IN LOSS AT SAVANNAH STATE

- While it was plenty warm outside Tiger Arena, it was freezing cold inside for the visiting Hatters, who fell to homestanding Savannah State 75-45.
- The ice was all around for the Hatters, who hit just one three-pointer in the game, shot 33.3 percent from the floor overall, and hit just 10-of-23 from the free throw line.
- Savannah State found the temperature just to their liking. The Tigers blistered the nets from beyond the three-point arc, hitting 11-of-20 from long range, with seven of those 11 coming in the second half.
- In addition to the poor shooting performance, the Hatters were beaten badly on the boards, giving up 50 rebounds, including 21 on the offensive end to the Tigers. Stetson managed just 34 rebounds in the game.
- The Hatters had the worst offensive half since at least the 2004-05 season, scoring just 13 points in the first half. Stetson had just five baskets in the half, and turned the ball over 11 times.

## HOT-SHOOTING EAGLES DOWN HATTERS

- On a night when Stetson drew its largest home crowd of the year, it was visiting Florida Gulf Coast that stole the show to down the Hatters 92-85.
- FGCU blistered the nets at the Edmunds Center, shooting 64.7 percent from the floor, including an incredible 82.7 percent from inside the three-point arc. That shooting performance outweighed a second consecutive double-double from Stetson junior **Adam Pegg** as the Hatters dropped their third straight game in Atlantic Sun Conference play.
- The game turned for Stetson early in the second half. The Hatters were down 40-38 at halftime, but used an 11-0 run early in the second half to take a 49-42 lead. From there FGCU used a 24-6 run over 6:41 to take an 11-point lead.

## PEGG'S NIGHT NOT ENOUGH AS HATTERS FALL TO LIPSCOMB IN OT

- **Adam Pegg** had a career night, but when he stepped to the free throw line with 0.4 seconds left against Lipscomb, he needed two free throws to force overtime.
- The junior from Clearwater delivered but it was Lipscomb's Damarius Smith who turned out to be the ultimate hero, draining a three-pointer with one second left in the extra period to lift the homestanding Bison to a 104-103 victory.
- It was **Aaron Graham** who hit a pair of clutch free throws for the Hatters with 7.4 seconds left to give Stetson a 103-101 lead. After a timeout, Smith was able to get free for a long-range three, his only three-point attempt of the game.
- Pegg finished with career-highs in both points (28) and rebounds (14) to record his first double-double. Graham added 14 points for the Hatters while **Chris Perez** scored 23 before fouling out late in regulation.
- The Hatters finished the game hitting 13-of-37 from three-point range while also making 22-of-30 at the free throw line. Stetson also outrebounded the Bison 46-41.

## BELMONT'S INSIDE PLAY TOO MUCH FOR HATTERS

- For a half Stetson had Belmont playing at the pace they wanted. Then the second half started. The Bruins opened the period with a 12-2 run, turning a two-point deficit into an eight-point lead en route to a 84-71 victory.
- The Bruins heated up from the perimeter early in the second half, opening the door for the dominating play of senior center Mick Hedgepeth.
- Despite the best efforts of Stetson's **Adam Pegg**, **Liam McInerney** and **Willie Green**, the Hatters never found an answer for the Bruins big man. Hedgepeth finished the game with 24 points, hitting 11-of-12 from the floor, while also grabbing a game-high seven rebounds.
- The Hatters lost despite hitting a season-high 15 three-pointers. Other than four from **Aaron Graham**, Stetson got the threes from unusual locations, with Pegg hitting four and McInerney hitting three. The 15 three-pointers were the most ever by a Belmont opponent at the Curb Events Center.
- Pegg led Stetson with 20 points while Graham added 15 and **Chris Perez** had 10.

## GREEN POWERS HATTERS PAST UNF

- Stetson sophomore forward **Willie Green** picked a perfect time for a coming out party. The Orlando native posted career-high for points and rebounds, and had a pair of blocked shot to thwart a late come back effort and help the Hatters preserve a 68-64 victory over North Florida.
- Green finished the game with 17 points, 10 rebounds, three assists and two blocked shots to lead the Hatters to their second consecutive win. He got most of his points within inches of the rim, including four dunks.
- Stetson appeared on the verge of putting the game away mid-way through the sec-

**CAREER RECORD WATCH**

Junior guard **Joel Naburgs** has started an assault up the Stetson career list for three-point attempts and makes. He reached the 100 3-pointers made plateau in the game at UCF and has a legitimate chance to break the school record of 170 before he finishes his playing career. Sophomore **Aaron Graham** has also started climbing and is among the best in school history in terms of 3-point percentage.

**3-POINT FIELD GOALS MADE**

170	Kerry Blackshear	1992-96
167	AJ Smith	2006-10
153	Derrick DeWitt	1999-04
151	Mark Lohuis	2006-10
143	Anthony Register	2002-06
143	Garrett Davis	1995-99
136	Mark Brisker	1990-92
127	Kris Thomas	2005-09
126	Ravii Givens	1999-03
122	Ehren Wallhoff	1991-95
<b>115</b>	<b>Joel Naburgs</b>	<b>2009-</b>
111	Kennith Johnson	1995-99
107	Jason Alexander	1994-96
102	Rob Wilkes	1989-93

**3-POINT FIELD GOALS ATTEMPTED**

490	AJ Smith	2006-10
473	Kerry Blackshear	1992-96
442	Derrick DeWitt	1999-04
422	Ravii Givens	1999-03
416	Kris Thomas	2005-09
412	Anthony Register	2002-06
379	Mark Brisker	1990-92
<b>346</b>	<b>Joel Naburgs</b>	<b>2009-</b>
342	Garrett Davis	1995-99
304	Ehren Wallhoff	1991-95
304	Kennith Johnson	1995-99
292	Rob Wilkes	1989-93
280	Jason Alexander	1994-96

**3-POINT FG PERCENTAGE (minimum 50 made)**

.424	Alex Urosevic (56-132)	1988-90
.420	Frank Ireland (100-238)	1987-91
.419	Gary Coachman (62-148)	1982-87
.418	Garrett Davis (143-342)	1995-99
.415	Maurice Cowan (78-188)	1988-90
.401	Ehren Wallhoff (122-304)	1991-95
.388	Bjorn Gehrke (52-134)	1987-89
.382	Jason Alexander (107-280)	1994-96
.379	Terry Johnson (86-227)	1985-89
.377	Gabe McMillen (58-154)	2003-06
<b>.364</b>	<b>Aaron Graham (90-247)</b>	<b>2010-</b>

ond half when Green converted a pair of free throws to put the Hatters up by 10 points, 57-47, with 8:36 left to play. No wins have come easy this year, and this one was no exception. UNF guard Jerron Granberry got hot from the outside, knocking down a trio of three-pointers to bring the Ospreys back to within striking distance.

**HATTERS WEATHER STORM TO DOWN DOLPHINS**

- Twice against Jacksonville, Stetson had to dig deep to survive a tough stretch. The Hatters were able to survive both periods and, down the stretch, were able to pull away for a 73-61 victory over the Dolphins.
- Early in the game, the Hatters struggled with their perpetual nemesis – turnovers. The Hatters had 10 give-aways in the first 10 minutes of action, but came out of that stretch trailing by just four, 15-11.
- Once the Hatters started taking better care of the ball, they turned to **Adam Pegg** on the inside to get some points. Stetson managed to hit just four three-pointers in the game, but shot a blistering 71.4 percent (20-of-28) from inside the arc.
- The Hatters rode Pegg and their better protection of the ball to a 34-27 lead at halftime, but Stetson would have to weather another storm early in the second half. Stetson struggled on the defensive boards and, even though Jacksonville was unable to convert for baskets, the Dolphins drew fouls and got to the line.
- The Hatters battled through by feeding the ball inside to Pegg, who got the ball on three consecutive possessions, scoring a basket and making a pair of free throws to put Stetson back on top. The Hatters never surrendered the lead again and pushed their advantage to as many as 13 points late in the game.
- Stetson was able to build the lead by doing what JU had done in the first half, draw fouls and get to the free throw line. The Hatters hit 14-of-20 free throws in the second half and finished the game having hit 21-of-30 from the stripe.

**PEGG'S EFFORTS NOT ENOUGH IN LOSS TO MERCER**

- Stetson was unable to find its outside shooting touch, managing to hit just four three-pointers, in a 75-59 loss in Macon. Junior center **Adam Pegg** led three Hatters in double figures with 20 points, hitting 8-of-12 from the field.
- Stetson kept it close early on, seizing a 23-21 lead on a three-pointer from **Chris Perez** with 5:47 to go before halftime. Mercer answered to open the second on a 17-6 run. The Bears held the cold-shooting Hatters at arm's length the rest of the way.
- Pegg did solid work inside for Stetson, while guard **Joel Naburgs** scored 12 points and Perez added 11 for the Hatters.

**PEREZ BOUNCES BACK TO LEAD HATTERS PAST KENNESAW STATE**

- **Chris Perez** scored a career-high 24 points and grabbed seven rebounds, one shy of his career high in that category, to lead Stetson to a 66-62 victory at Kennesaw State.
- The victory snapped a five-game Stetson losing streak and marked the first A-Sun road win for Head Coach **Casey Alexander**.
- Stetson recovered from an early deficit with a 21-3 run in the final nine minutes of the first half to take a 32-21 lead into the locker room. **Aaron Graham** started the streak with a three-pointer, one of five for the Hatters during that stretch.
- Junior guard **Amara Thompson** was a major part of the Hatters' effort to turn back the Owls down the stretch, scoring four points, dealing a key assist and grabbing a big rebound in the final five minutes.
- Perez went 8-for-11 from the floor to score his 24 points. Graham finished with 15 and junior center **Adam Pegg** added 10 points plus a game-high nine rebounds.

**JMU'S HUMPTY HITCHENS SHOTS DUKES PAST STETSON IN OT**

- On a night when Stetson's leading scorer was held without a single point, **Aaron Graham** did all that he could do to take up the slack, but the Hatters lost an overtime heartbreaker to James Madison 71-69 at UCF Arena.
- The Hatters were simply unable find an answer for the Dukes' diminutive guard Humpty Hitchens. He scored 19 of his 26 points in the second half and overtime to lift JMU to the win.
- The loss was the fifth in a row, and the toughest to swallow. Stetson had as much as a nine point lead late in regulation before Hitchens heated up, hitting four of his six three-pointers down the stretch.
- The Dukes' Devon Moore gave JMU the win in the closing seconds of overtime when he drove into the lane and scored on a short jumper with four seconds left.
- Graham scored a career-high 26 points and keyed a 15-0 second half run for the Hatters by hitting a trio of three-pointers.
- Center **Adam Pegg** did all that he could do down the stretch to keep Stetson in the game. He finished with 19 points, 11 of which came in the second half. **Joel Naburgs** also gave the Hatters a lift in the second half, scoring 10 of his 11 points after intermission.

**SHOOTING WOES COST HATTERS IN LOSS TO UCF**

**ALL-TIME SERIES RESULTS****Lipscomb University****Overall Series:**

Tied 10-10

**In DeLand:**

Stetson leads 8-2

**In Nashville:**

Lipscomb leads 8-2

**Neutral Site:**

Never Met

Date	Location	W/L	Score
12/19/62	DeLand	L	67-59
12/11/73	DeLand	W	86-62
1/13/03	DeLand	W	73-68
2/17/03	Nashville, TN	L	87-64
1/3/04	Nashville	L	73-66
2/21/04	DeLand	W	70-67
1/17/05	DeLand	W	71-66
2/5/05	Nashville	W	73-71
1/16/06	Nashville	L	57-52
2/6/06	DeLand	W	85-67
1/7/07	Nashville	L	79-68
2/3/07	DeLand	W	69-67
2/2/08	Nashville	L	77-53
1/5/09	Nashville	W	76-68
1/31/09	DeLand - ot	W	85-81
1/2/10	Nashville	L	84-63
2/20/10	DeLand	L	85-71
1/3/11	DeLand	W	76-66
1/28/11	Nashville	L	82-62
1/16/12	Nashville - ot	L	104-103

**Belmont University****Overall Series:**

Belmont leads 16-7

**In DeLand:**

Belmont leads 7-4

**In Nashville:**

Belmont leads 8-3

**Neutral Site:**

Belmont leads 1-0

Date	Location	W/L	Score
12/13/63	DeLand	W	79-75
12/22/99	Nashville, TN	W	67-57
2/21/01	DeLand - 2ot	L	94-85
12/16/01	DeLand	W	106-95
2/14/02	Nashville - ot	W	82-79
2/8/03	Nashville	W	85-80
1/5/04	Nashville	L	77-58
2/19/04	DeLand	L	88-67
1/15/05	DeLand	W	71-68
2/3/05	Nashville	L	70-69
1/14/06	Nashville	L	87-79
2/4/06	DeLand	L	75-68
3/3/06	Johnson City, TN	L	72-59
1/9/07	Nashville	L	73-71
2/1/07	DeLand	L	62-58
1/31/08	DeLand	L	83-75
1/3/09	Nashville	L	82-57
2/2/09	DeLand	W	82-71
1/4/10	Nashville	L	84-71
2/18/10	DeLand	L	79-70
1/5/11	DeLand	L	70-53
1/30/11	Nashville	L	82-64
1/14/12	Nashville	L	84-71

- On a night when Stetson had plenty of opportunities and open looks at the basket, the Hatters were never quite able to get on an offensive run and fell to homestanding UCF 80-70 to open play in the UCF Holiday Classic.
- It was the 12th consecutive time to UCF dating back to 2001.
- Stetson got off to a good start shooting, but quickly cooled. The Hatters finished the game shooting 37.5 percent from the field, compared to 51.8 percent for UCF.
- Stetson played the Knights even in the second half, but were never able to close the deficit to fewer than nine points.
- Adam Pegg** led Stetson with 17 points in the game, followed by **Chris Perez** with 15, **Aaron Graham** with 14 and Joel Naburgs with 10. The Hatters came out of the game with a season-low in turnovers with 13, but were outrebounded by the bigger Knights 43-33.

**HATTERS UNABLE TO HOLD OFF HARD-CHARGING BUCS**

- For the third time this season, and the second time in a week, Stetson ran out to a big early lead, only to see visiting Charleston Southern rally to an 88-81 win.
- Stetson ran out to a 13-point lead in the first half, but the Buccaneers closed the gap to 40-37 at the break.
- The Hatters lost for the third time in a row despite playing exceptionally well early in the game. Led by sophomore guard **Chris Perez**, who scored a personal career high, as well as team season-high, 23 points, Stetson was on the verge of blowing the game open in the first half.
- Stetson turned the ball over 20 times, with those mistakes leading to 15 Charleston Southern points. The Buccaneers also dominated the Hatters in the paint, out-scoring Stetson 48-32 in the lane.
- In addition to the 23 points scored by Perez, the Hatters got 14 points from **Joel Naburgs** and 10 off the bench from **Willie Green**. Junior guard **Amara Thompson** made his Stetson debut in the game and finished with five points.

**HATTERS FAIL TO HOLD EARLY LEAD IN LOSS TO SPARTANS**

- In a game that was very reminiscent of the Hatters' loss at Charleston Southern Stetson built a big early lead over visiting USC Upstate only to see that lead collapse.
- The Spartans cut a 12-point first half deficit down to three, 35-32, by the break and then used a 12-0 run over an almost four-minute stretch of the second half to turn the game into their favor, winning 79-63.
- Stetson finished with 20 turnovers in the game, which the Spartans turned into 30 points. The Hatters forced just 11 turnovers and converted those into 10 points.
- Stetson placed four players in double figures in the game, but none had more than the 12 scored by **Chris Perez**. Three others added 10 points each.

**HOOSIERS USE STRONG SECOND HALF TO SURGE PAST STETSON**

- For two long stretches at Indiana's famed Assembly Hall, the Stetson Hatters had a hard time finding an open shot, much less making one.
- After trailing by just four points at halftime, the Hatters saw Indiana go on a 21-1 run over an almost nine minute stretch during which Stetson was 0-for-5 from the field with eight turnovers. That run, and others like it, sparked the unbeaten Hoosiers to an 84-50 victory in front of 16,821 raucous fans.
- Indiana outscored the Hatters 51-21 in the second half, scoring 24 of those second half points directly off Stetson turnovers. The Hoosiers also dominated the game in the paint, outscoring Stetson 50-14 in the lane, with freshman phenom Cody Zeller accounting for a game-high 16 points.
- Chris Perez** led Stetson, which hit just 32.1 percent of its shots in the game, with 13 points. Indiana had four players score in double figures.

**HATTERS GUN DOWN ETSU IN A-SUN OPENER**

- Stetson missed its first four three-point attempts, and eight of their first 11 shots from the field, before sophomore **Aaron Graham** drained a three-pointer eight minutes into the game, opening the flood gates to a 73-65 victory over ETSU.
- Stetson finished the night having hit 11-of-24 three-point shots while also dominating the Buccaneers on the boards to the tune of 45-28.
- By the time Graham hit the first of his five three-pointers, the Hatters' streak of consecutive missed threes had reached 20, back to a bank-in by **Dennis Diaz** in the opening minutes against Florida.
- In addition to the career-high tying 20 points the Hatters got from Graham, whose five three-pointers also tied a career high, Stetson also got five three-pointers from junior **Joel Naburgs**.
- In addition to the 20 points by Graham and 15 from Naburgs, the Hatters also got 14 points from **Chris Perez** and 12 points and nine rebounds from **Adam Pegg**.

**GATORS' THREE-POINT SHOOTING PROVES TO MUCH FOR STETSON**

- On a night when the Stetson Hatters managed to make just one three-pointer, the



## GENERAL INFORMATION

The Atlantic Sun Conference and Mercer University will host the 2011 General Shale Brick Atlantic Sun Conference Men's Basketball Championship inside the University Center.

The 2011 A-Sun Tournament will be held March 2-5, with quarterfinal games scheduled for Wednesday and Thursday, March 2-3, semifinals on Friday, March 4, and the championship game on Saturday, March 5.

The 2011 A-Sun Men's Basketball Championship marks the 32nd year that the league will host the championship.

## CHAMPIONSHIP FORMAT

The A-Sun Championship will be a four-day single-elimination tournament. Institutions in the process of reclassifying to Division I will not participate in the championship (Florida Gulf Coast, USC Upstate). Eight teams will compete in the championship and the participants will be determined by conference winning percentage. The winner of the tournament earns the A-Sun's automatic bid into the NCAA Championship.

## TICKET INFORMATION

### Tournament Books

\$75 (Adults) | \$50 (Seniors 62 and older) | \$50 (Students age 12-22 years or older with Valid College Student ID) | \$20 (Youth 6-11) | Free (Age 5 and younger)

### Session Tickets

\$15 (Adults) | \$10 (Senior 62 and older) | \$10 (Age 12-22 with valid college I.D.) | \$5 (Ages 6-11) | Free (Age 5 and under)

To order tickets online, go to [MercerBears.com](http://MercerBears.com) or call 478-301-5470.

ninth-ranked Florida Gators established a new season-high by making 14 in a 96-70 victory at the Amway Center.

- After Stetson freshman **Dennis Diaz** banked in a three-pointer just 2:45 into the game, the Hatters went 0-for-16 from beyond the arc the rest of the way.
- The Gators' outside shooting was more than enough to overcome career nights from three Stetson players, and a near career night for a fourth. Junior **Chris Perez** scored 16 of his team-high 20 points in the second half, falling one point shy of his career best.
- Junior center **Adam Pegg** (19 points) along with sophomore **Willie Green** (11) and Diaz (9, all in the first half) all set career highs.

## CHARLESTON SOUTHERN BOMBS WAY PAST HATTERS

- After holding home-standing Charleston Southern to just one three-point basket in the first half, Stetson was unable to stem the tide of long-range bombs in the second half and fell to the Buccaneers 73-64.
- The primary thorn in Stetson's side in the second half was junior forward Mathiang Muo who matched his season total with six three-pointers in the second half.
- The Bucs fully erased what had been a 12-point Stetson lead in the first half when junior Jeremy Sexton hit a three-pointer with 15:22 left to play.
- Stetson sophomore **Aaron Graham** did all that he could do to keep the Hatters in the game. He tied his career-high with five three-pointers, all in the second half, but fouled out in the final seconds with a season-high 17 points.
- Combined with junior **Joel Naburgs**, who scored 12 points in the game, 10 of which came in the second half, the Hatters managed just 10 other points after halftime.

## HATTERS SURVIVE TO DOWN SAINT LEO

- The Hatters got all they wanted and more from Division II Saint Leo but were able to survive their Gladiatorial showdown with the visiting Lions to take a 74-69 victory.
- The showdown was very much still in doubt entering the final minute of action when Hatters junior forward **Liam McInerney** put back a missed jumper by **Chris Perez** and drew a foul. The old-fashioned three-point play broke a 67-all tie.
- Stetson was able to put the game away at the free throw line as sophomore **Aaron Graham** connected on four straight in the final 25 seconds to secure the victory.
- Junior **Adam Pegg** did his part in the game, leading the Hatters with 17 points while grabbing eight rebounds and dishing six assists. Stetson was unable to convert as often from the outside as it needed to, however, hitting just 10-of-29 from three-point range.

## SEMINOLES' SIZE PROVES TOO MUCH

- The Hatters tried to take away FSU's height advantage by shooting the ball from the perimeter. The plan was good enough to keep Stetson close but, in the end, it was the inside domination of the Seminoles that led Florida State to a 79-66 victory.
- It was the Seminoles' 17th consecutive victory over Stetson, dating back to 1975, and was FSU's 25th consecutive non-conference victory over an in-state opponent.
- The Hatters took aim from outside, and hit 10 of their 33 three-point attempts in the game, but the Seminoles dominated in the paint, outscoring Stetson 48-26 in the lane.
- Stetson had four players score in double figures in the game, led by 14 points from **Joel Naburgs**, who was just two-of-10 from three-point range. **Chris Perez** and **J.R. Weston** finished with 11 points each while **Aaron Graham** had 10.
- At the end of the night, the Hatters held their own on the boards, getting out-rebounded just 36-34, and turnovers were even at 17 each.

## STETSON QUIETS RATTLERS

- The Hatters overcame another rash of turnovers, but exerted their dominance on the glass against homestanding Florida A&M to take a 78-60 victory.
- Stetson turned the ball over 26 times, but FAMU gave the ball back to the Hatters 19 times. Stetson was able to build a lead by beating the Rattlers on the boards to the tune of a 54-31 advantage.
- The game was still in doubt until inside of eight minutes were left when junior **Adam Pegg** stepped out and drained a long three-pointer and **Chris Perez** followed on the next Hatters with a three-pointer of his own, pushing the Stetson lead to 22.
- Pegg led all scorers in the game with 15. The Hatters also got 13 points from **Liam McInerney**, who hit a pair of three-pointers in the game, and 12 from Perez. Of the 11 Hatters who saw action in the game, 10 scored.
- **Joel Naburgs** hit just two shots in the game for Stetson, both from three-point range, but finished the night with a career-high 11 rebounds.

## OPENING WITH A VICTORY

- The Hatters did not give a picture-perfect performance, but they did enough to take a 65-60 victory over Bethune-Cookman in the season-opener for both teams.
- The game featured 48 turnovers, including 29 by the Hatters, to go with 46

## SEASON SUPERLATIVES

## STETSON TEAM GAME (HIGHS AND LOWS)

<b>POINTS</b>	High	103	at Lipscomb (1/16/12)
	Low	45	at Savannah State (1/23/12)
<b>POINTS (HALF)</b>	High	54	at North Florida (2/4/12)
	Low	13	at Savannah State (1/23/12)
<b>FG MADE</b>	High	36	at North Florida (2/4/12)
	Low	17	two times
<b>FG ATTEMPTS</b>	High	74	at Lipscomb (1/16/12)
	Low	42	vs. Bethune-Cookman (11/11/11)
<b>3PT FG MADE</b>	High	15	at Belmont (1/14/12)
	Low	1	two times
<b>3PT FG ATTEMPTS</b>	High	37	at Lipscomb (1/16/12)
	Low	10	at Savannah State (1/23/12)
<b>3PT FG PERCENTAGE</b>	High	.545 (24-44)	vs. Jacksonville (1/7/12)
	Low	.059 (1-17)	vs. Florida (11/28/11)
<b>FT MADE</b>	High	22	at Lipscomb (1/16/12)
	Low	6	at Florida State (11/16/11)
<b>FT ATTEMPTS</b>	High	30	two times
	Low	9	at Florida State (11/16/11)
<b>FT PERCENTAGE</b>	High	.905 (19-21)	at Florida A&M (11/14/11)
	Low	.435 (10-23)	at Savannah State (1/23/12)
<b>REBOUNDS</b>	High	54	at Florida A&M (11/14/11)
	Low	26	two times
<b>ASSISTS</b>	High	23	vs. Charleston Southern (12/21/11)
	Low	7	three times
<b>STEALS</b>	High	10	vs. Mercer (1/28/12)
	Low	3	vs. Saint Leo (11/19/11)
<b>BLOCKED SHOTS</b>	High	6	vs. Mercer (1/28/12)
	Low	0	two times
<b>TURNOVERS</b>	High	29	vs. Bethune-Cookman (11/11/11)
	Low	8	at North Florida (2/4/12)
<b>FOULS</b>	High	25	two times
	Low	13	two times

## STETSON INDIVIDUAL GAME HIGHS

<b>POINTS</b>	28	Adam Pegg at Lipscomb (1/16/12)
<b>FG MADE</b>	10	two times
<b>FG ATTEMPTS</b>	19	two times
<b>FG PCT (min 5 made)</b>	.833 (5-6)	Liam McInerney at Florida A&M (11/14/11)
<b>3FG MADE</b>	5	five times
<b>3FG ATTEMPTS</b>	12	Aaron Graham at Lipscomb (1/16/12)
<b>3FG PCT (min 2 made)</b>	1.000 (2-2)	Liam McInerney vs. Saint Leo (11/19/11)
<b>FT MADE</b>	9	two times
<b>FT ATTEMPTS</b>	11	three times
<b>FT PCT (min 5 made)</b>	1.000 (8-8)	Aaron Graham vs. Saint Leo (11/19/11)
<b>REBOUNDS</b>	14	Adam Pegg at Lipscomb (1/16/12)
<b>ASSISTS</b>	7	two times
<b>STEALS</b>	5	Liam McInerney vs. North Florida (1/9/12)
<b>BLOCKED SHOTS</b>	3	two times
<b>TURNOVERS</b>	7	two times

## OPPONENT TEAM GAME (HIGHS AND LOWS)

<b>POINTS</b>	High	104	at Lipscomb (1/16/12)
	Low	59	vs. Kennesaw State (1/30/12)
<b>POINTS (HALF)</b>	High	55	at Belmont (1/14/12) - 2nd
	Low	21	at Kennesaw State (1/2/12)
<b>FG MADE</b>	High	41	at Lipscomb (1/16/12)
	Low	19	vs. Bethune-Cookman (11/11/11)
<b>FG ATTEMPTS</b>	High	74	two times
	Low	48	vs. Mercer (1/28/12)
<b>3PT FG MADE</b>	High	14	vs. Florida (11/28/11)
	Low	2	two times
<b>3PT FG ATTEMPTS</b>	High	35	vs. ETSU (11/28/11)
	Low	10	at Florida State (11/16/11)
<b>3PT FG PERCENTAGE</b>	High	.550 (11-20)	at Savannah State (1/23/12)
	Low	.125 (2-16)	at Florida A&M (11/14/11)
<b>FT MADE</b>	High	24	at Mercer (1/4/12)
	Low	4	vs. North Florida (1/9/12)
<b>FT ATTEMPTS</b>	High	30	at Mercer (1/4/12)
	Low	10	vs. Saint Leo (11/19/11)
<b>FT PERCENTAGE</b>	High	.833 (15-18)	at Belmont (1/14/12)
	Low	.333 (4-12)	vs. North Florida (1/9/12)
<b>REBOUNDS</b>	High	50	at Savannah State (1/23/12)
	Low	24	vs. Saint Leo (11/19/11)
<b>ASSISTS</b>	High	23	vs. Mercer (1/28/12)
	Low	6	vs. Bethune-Cookman (11/11/11)
<b>STEALS</b>	High	17	at Charleston Southern (11/21/11)
	Low	2	vs. North Florida (1/9/12)
<b>BLOCKED SHOTS</b>	High	7	at Indiana (12/4/11)
	Low	0	vs. Saint Leo (11/19/11)
<b>TURNOVERS</b>	High	19	three times
	Low	9	at Indiana (12/4/11)
<b>FOULS</b>	High	24	two times
	Low	10	at Indiana (12/4/11)

## OPPONENTS INDIVIDUAL GAME HIGHS

<b>POINTS</b>	28	Aloys Cabell, at Jacksonville (2/6/12)
<b>FG MADE</b>	11	Mick Hedgepeth, at Belmont (1/14/12)
<b>FG ATTEMPTS</b>	21	Humpty Hitchens, James Madison (12/30/11)
<b>FG PCT (min 5 made)</b>	1.000 (6-6)	Deividus Dulkys, at Florida State (11/16/11)
<b>3FG MADE</b>	6	four times
<b>3FG ATTEMPTS</b>	14	Humpty Hitchens, James Madison (12/30/11)
<b>3FG PCT (min 2 made)</b>	1.000 (6-6)	Jerron Granberry, at North Florida (2/4/12)
<b>FT MADE</b>	9	two times
<b>FT ATTEMPTS</b>	11	two times
<b>FT PCT (min 5 made)</b>	1.000 (8-8)	Brett Comer vs. Florida Gulf Coast (1/20/12)
<b>REBOUNDS</b>	15	Garrus Holloman, B-CU (11/11/11)
<b>ASSISTS</b>	12	Saah Nimley, Charleston Southern (12/21/11)
<b>STEALS</b>	7	Kelvin Martin at Charleston Southern (11/21/11)
<b>BLOCKED SHOTS</b>	4	Cody Zeller, at Indiana (12/4/11)
<b>TURNOVERS</b>	6	Saah Nimley, Charleston Southern (12/21/11)

**THE LAST TIME...**

**Team**

**Scoring**

Scored 100 Points	L 104-103 at Lipscomb, 1-16-12.....	6 games
Scored 90 Points	L 99-96 at North Florida, 2-4-12.....	1 games
Scored 80 Points	L 99-96 at North Florida, 2-4-12.....	1 games
Had a 20 Point Win	20 (59-39) vs. Kennesaw State, 2-14-09.....	89 games
Had a 30 Point Win	45 (80-35) vs. Webber Int'l, 12-17-08.....	106 games
Had a 40 Point Win	45 (80-35) vs. Webber Int'l, 12-17-08.....	106 games
Had a 20 Point Loss	35 (75-45) at Savannah State 1-23-12.....	4 games
Had a 30 Point Loss	35 (75-45) at Savannah State 1-23-12.....	4 games
Had a 40 Point Loss	42 (38-80) at Florida State, 11-18-09.....	80 games

**Miscellaneous**

Did not hit 3-pointer (game)	0 at Colorado State, 12-28-04.....	221 games
Did not hit 3-pointer (half)	35 (75-45) at Savannah State 1-23-12.....	4 games

**Streaks**

Won 9 in a row	Feb. 6 - Mar. 2, 2006
Lost 10 in a row	Nov. 18, 2005 - Dec. 27, 2005

**Wins and Losses**

Defeated Ranked Opponent	New Mexico, 2/2/1974 (#17 AP Poll) Louisville, 1/17/1970 (#18 AP Poll) Miami, 2/11/1960 (#10 AP Poll)
Lost to Division II or lower	Nov. 26, 2010 (Palm Beach Atlantic)

**Individual**

**Scoring**

Scored 20 Points	22 by Aaron Graham at Jacksonville, 2-6-12.....	0 games
Scored 25 Points	28 by Adam Pegg at Lipscomb, 1-16-12.....	6 games
Scored 30 Points	30 by Ridge Graham vs. SSU, 2-15-10.....	59 games
Scored 35 Points	36 by Jason Alexander vs. Florida International, 2-24-96.....	450 games
Two Hatters with 20 Points	24 by Aaron Graham & 22 by Chris Perez at North Florida, 2-4-12.....	1 games
Three Hatters with 20 Points	A. Pegg (28), A. Graham (24), C. Perez (23) at Lipscomb, 1-16-12.....	6 games

**Rebounding**

Recorded 10 Rebounds	12 by Adam Pegg vs. Kennesaw State, 1-30-12.....	2 games
Recorded 15 Rebounds	16 by Garfield Blair vs. Mercer, 2-16-09.....	87 games
Recorded 20 Rebounds	20 by Randy Anderson vs. Centenary, 1-15-87.....	753 games

**Shooting (min. 5 att.)**

Perfect from field	7-7 by Kris Thomas vs. FGCU, 2-23-08.....	114 games
Perfect from the FT line	5-5 by Chris Perez at North Florida, 2-4-12.....	1 games

**Shooting (min. 10 att.)**

Perfect from the FT line	10-10 by Joel Naburgs vs. Lipscomb, 1-3-11.....	42 games
--------------------------	---	----------

**Miscellaneous**

Recorded 10 Assists	13 by Alexis McMillan vs. Florida Atlantic, 2-23-02.....	356 games
Recorded 5 Three Pointers	5 by Chris Perez at Lipscomb, 1/16/12.....	6 games
Recorded 5 Steals	5, by Liam McInerney vs North Florida, 1-9-12.....	8 games
Recorded 5 Blocks	5 by Chad Lambert vs. College of Charleston, 2-10-96.....	179 games
Had a double-double	24p/10r by Adam Pegg vs. Florida Gulf Coast, 1-20-12.....	5 games
Had a triple-double	never accomplished	
Played a complete game	40 minutes by Luis Jacobo vs Jacksonville, 2-26-2011.....	24 games



**NOTES AND INTANGIBLES**

- Was a three-time All-State selection at DeLand High School and was named Volusia County Player of the Year for the 2010-11 season.
- Helped his team to a 25-4 record during his senior season before falling in the regional championship game.
- Helped his AAU team to a 16U National Championship.
- Dished out a career-high four assists in the win over Saint Leo.
- Scored all of his career-high nine points in the first half against Florida. Made the Hatters' only three-pointer in the game.
- Made his first collegiate start in the win over East Tennessee State on Dec. 1.

**2011-12 GAME-BY-GAME**

**1**  
**DENNIS DIAZ**  
 G • 6-4 • 180 • FR • HS  
 DELTONA, FLORIDA  
 DE LAND HIGH SCHOOL

**THE DIAZ FILE**

**PERSONAL**

**Full Name**  
 Dennis Diaz, Jr.

**Birthdate**  
 December 20, 1991

**Birth Place**  
 Fontana, California

**Major**  
 Sport Management

**CAREER HIGHS**

**Points**  
 9 vs. Florida [11/28/11]

**Rebounds**  
 5 vs Saint Leo [11/19/11]

**Assists**  
 4 vs Saint Leo [11/19/11]

**Blocks**  
 1 vs Saint Leo [11/19/11]

**Steals**  
 2 vs Mercer [1/28/12]

**Field Goals**  
 3, two times

**Field Goal Attempts**  
 6 vs CSU [12/21/11]

**3-Point Field Goals**  
 2 vs Kennesaw St. [1/30/12]

**3-Point FG Attempts**  
 4 vs CSU [12/21/11]

**Free Throws**  
 2, three times

**Free Throw Attempts**  
 4 at Savannah St. [1/23/12]

**Minutes Played**  
 19 vs Saint Leo [11/19/11]

**MISCELLANEOUS**

STETSON Record  
 Double-Figure Pts 0 (0-0)  
 Led team in Pts 0 (0-0)  
 20+ Points 0 (0-0)  
 5+ Assists 0 (0-0)  
 5+ Rebounds 0 (0-0)

Opponent	Date	gs	min	Total		3-Pointers		Free throws		Rebounds				pf	a	t/o	blk	stl	pts	avg	
				fg-fga	pct	3fg-fga	pct	ft-fga	pct	off	def	tot	avg								
BETHUNE-COOKMAN	11/11/11		5	0-0	.000	0-0	.000	0-0	.000	0	0	0	0.0	0	1	1	0	0	0	0.0	
at Florida A&M	11/14/11		5	1-1	1.000	0-0	.000	0-0	.000	0	2	2	1.0	1	0	0	0	0	2	1.0	
at Florida State	11/16/11		3	0-0	.000	0-0	.000	0-0	.000	0	0	0	0.7	1	0	1	0	0	0	0.7	
SAINT LEO	11/19/11		8	0-2	.000	0-2	.000	0-0	.000	0	2	2	1.0	1	1	0	0	0	0	0.5	
at Charleston Southern	11/21/11		3	0-0	.000	0-0	.000	0-0	.000	0	1	1	1.0	0	0	1	0	0	0	0.4	
vs Florida	11/28/11		7	0-1	.000	0-1	.000	0-0	.000	0	0	0	0.8	0	0	1	0	0	0	0.3	
ETSU	12/01/11 *		4	0-0	.000	0-0	.000	0-0	.000	0	0	0	0.7	0	1	1	0	0	0	0.3	
at Indiana	12/04/11		3	0-0	.000	0-0	.000	0-0	.000	0	0	0	0.6	0	0	0	0	0	0	0.3	
USC UPSTATE	12/17/11		8	1-2	.500	0-1	.000	0-0	.000	0	1	1	0.7	1	0	1	0	0	2	0.4	
CHARLESTON SOUTHER	12/21/11		5	0-2	.000	0-2	.000	0-0	.000	0	0	0	0.6	0	0	1	0	0	0	0.4	
at UCF	12/29/11		3	0-2	.000	0-0	.000	0-0	.000	0	0	0	0.5	0	0	0	0	0	0	0.4	
vs James Madison	12/30/11		4	0-0	.000	0-0	.000	0-0	.000	1	0	1	0.6	1	0	1	0	0	0	0.3	
at Kennesaw State	01/02/12		1	0-2	.000	0-1	.000	0-0	.000	1	0	1	0.6	0	0	0	0	0	0	0.3	
at Mercer	01/04/12		0	0-0	.000	0-0	.000	0-0	.000	0	0	0	0.6	1	0	0	0	0	0	0.3	
JACKSONVILLE	01/07/12		2	0-0	.000	0-0	.000	0-0	.000	0	0	0	0.5	0	0	0	0	0	0	0.3	
NORTH FLORIDA	01/09/12		0	0-0	.000	0-0	.000	0-0	.000	0	0	0	0.5	0	0	1	0	0	0	0.3	
at Belmont	01/14/12		5	1-2	.500	1-2	.500	0-0	.000	0	0	0	0.5	0	0	0	0	0	3	0.4	
at Lipscomb	01/16/12		5	0-2	.000	0-2	.000	0-0	.000	0	1	1	0.5	0	1	0	0	0	0	0.4	
FGCU	01/20/12		0	0-0	.000	0-0	.000	0-0	.000	0	0	0	0.5	0	0	0	0	0	0	0.4	
at Savannah State	01/23/12		6	0-1	.000	0-1	.000	0-1	.000	0	2	2	0.6	1	0	1	0	1	0	0.4	
MERCER	01/28/12		4	0-1	.000	0-1	.000	0-0	.000	0	0	0	0.5	2	0	1	0	1	0	0.3	
KENNESAW STATE	01/30/12		7	0-0	.000	0-0	.000	0-0	.000	0	0	0	0.5	0	0	0	0	0	0	0.3	
at North Florida	02/04/12		2	0-1	.000	0-1	.000	0-0	.000	0	0	0	0.5	0	0	0	0	0	0	0.3	
at Jacksonville	02/06/12		3	0-1	.000	0-1	.000	0-0	.000	0	0	0	0.5	3	1	1	0	0	0	0.3	
<b>Totals</b>			1	93	3-20	.150	1-15	.067	0-1	.000	2	9	11	0.5	12	5	12	0	2	7	0.3

Games played: 24  
 Minutes/game: 3.9  
 Points/game: 0.3  
 FG Pct: 15.0  
 3FG Pct: 6.7  
 FT Pct: 0.0

Rebounds/game: 0.5  
 Assists/game: 0.2  
 Turnovers/game: 0.5  
 Assist/turnover ratio: 0.4  
 Steals/game: 0.1

**DIAZ CAREER STATISTICS (OVERALL)**

Year	GP-GS	Min-Avg	FG-A	Pct	3FG-A	Pct	FT-A	Pct	Off-Def-Tot	Avg	PF-D	A	TO	B	S	TP	Avg
2011-12	24-1	240-10.0	22-61	.361	12-42	.286	7-10	.700	10-21-31	1.3	29-1	16	30	1	8	63	2.6
<b>TOTAL</b>	<b>24-1</b>	<b>240-10.0</b>	<b>22-61</b>	<b>.361</b>	<b>12-42</b>	<b>.286</b>	<b>7-10</b>	<b>.700</b>	<b>10-21-31</b>	<b>1.3</b>	<b>29-1</b>	<b>16</b>	<b>30</b>	<b>1</b>	<b>8</b>	<b>63</b>	<b>2.6</b>

**DIAZ CAREER STATISTICS (ATLANTIC SUN ONLY)**

Year	GP-GS	Min-Avg	FG-A	Pct	3FG-A	Pct	FT-A	Pct	Off-Def-Tot	Avg	PF-D	A	TO	B	S	TP	Avg
2011-12	13-1	111-8.5	8-27	.296	6-23	.261	1-2	.500	3-5-8	0.6	18-1	8	14	0	5	23	1.8
<b>TOTAL</b>	<b>13-1</b>	<b>111-8.5</b>	<b>8-27</b>	<b>.296</b>	<b>6-23</b>	<b>.261</b>	<b>1-2</b>	<b>.500</b>	<b>3-5-8</b>	<b>0.6</b>	<b>18-1</b>	<b>8</b>	<b>14</b>	<b>0</b>	<b>5</b>	<b>23</b>	<b>1.8</b>



**NOTES AND INTANGIBLES**

- Transferred to Stetson after spending three seasons at UCF where he saw action in 20 games after redshirting in 2008-09.
- Is expected to be eligible for the Hatters after the completion of the fall semester.
- Spent one year after high school at the IMG Academy in Bradenton, Fla., where he averaged 12.0 points and 8.0 rebounds per game.
- Helped Tucker (Ga.) HS to a Class AAA state title during his senior year, 2006-07.
- Made his Stetson debut against Charleston Southern, scoring five points in nine minutes of playing time.
- Had the best game of his young Hatter career against Kennesaw State, posting career highs in points (9), rebounds (6) and assists (5).
- Made his first collegiate start in the game against Florida Gulf Coast, scoring four points.

**2011-12 GAME-BY-GAME**

2

**AMARA THOMPSON**

G • 6-4 • 180 • JR • TR  
TUCKER, GEORGIA  
TUCKER HS / UCF

**THE THOMPSON FILE**

**PERSONAL**

**Full Name**  
Amara Brian Okezie Thompson  
**Birthdate**  
December 6, 1988  
**Birth Place**  
Los Angeles, California  
**Major**  
Psychology

**CAREER HIGHS**

**Points**  
9 at Kennesaw St. [1/2/12]  
**Rebounds**  
6, two times  
**Assists**  
5, four times  
**Blocks**  
1, three times  
**Steals**  
2 at Mercer [1/4/12]  
**Field Goals**  
3 at Kennesaw St. [1/2/12]  
**Field Goal Attempts**  
7 at Savannah St. [1/23/12]  
**3-Point Field Goals**  
1, two times  
**3-Point FG Attempts**  
2 at Belmont [1/14/12]  
**Free Throws**  
6 at Lipscomb [1/16/12]  
**Free Throw Attempts**  
10 at Lipscomb [1/16/12]  
**Minutes Played**  
27 vs FGCU [1/20/12]

**MISCELLANEOUS**

**STETSON Record**

Double-Figure Pts 0 (0-0)  
Led team in Pts 0 (0-0)  
20+ Points 0 (0-0)  
5+ Assists 4 (2-2)  
5+ Rebounds 2 (1-1)

Opponent	Date	gs	min	Total		3-Pointers		Free throws		Rebounds				pf	a	t/o	blk	stl	pts	avg
				fg-fga	pct	3fg-fga	pct	ft-fa	pct	off	def	tot	avg							
CHARLESTON SOUTHER	12/21/11	2		1-3	.333	0-1	.000	0-1	.000	1	0	1	1.0	2	0	0	0	0	2	2.0
at UCF	12/29/11	8		1-2	.500	0-0	.000	1-2	.500	0	1	1	1.0	1	0	2	0	0	3	2.5
vs James Madison	12/30/11	11		0-3	.000	0-0	.000	0-0	.000	1	1	2	1.3	0	2	0	0	1	0	1.7
at Kennesaw State	01/02/12	12		2-2	1.000	1-1	1.000	2-3	.667	0	2	2	1.5	2	2	2	0	0	7	3.0
at Mercer	01/04/12	9		0-1	.000	0-0	.000	0-0	.000	1	0	1	1.4	0	2	3	1	2	0	2.4
JACKSONVILLE	01/07/12	8		1-2	.500	0-1	.000	1-2	.500	0	0	0	1.2	1	0	2	0	0	3	2.5
NORTH FLORIDA	01/09/12	9		0-0	.000	0-0	.000	0-0	.000	0	2	2	1.3	2	2	2	0	0	0	2.1
at Belmont	01/14/12	8		0-0	.000	0-0	.000	0-0	.000	0	0	0	1.1	0	0	1	0	0	0	1.9
at Lipscomb	01/16/12	10		1-1	1.000	0-0	.000	0-4	.000	0	2	2	1.2	0	2	2	0	1	2	1.9
FGCU	01/20/12 *	8		1-1	1.000	0-0	.000	0-0	.000	1	0	1	1.2	2	1	3	0	0	2	1.9
at Savannah State	01/23/12 *	10		0-1	.000	0-0	.000	0-0	.000	0	2	2	1.3	0	1	1	0	0	0	1.7
MERCER	01/28/12	0		0-0	.000	0-0	.000	0-0	.000	0	0	0	1.2	0	0	0	0	0	0	1.6
KENNESAW STATE	01/30/12	5		0-0	.000	0-0	.000	1-4	.250	0	0	0	1.1	1	1	1	0	0	1	1.5
at North Florida	02/04/12	4		0-1	.000	0-0	.000	0-0	.000	0	0	0	1.0	1	0	1	0	0	0	1.4
at Jacksonville	02/06/12	9		1-3	.333	0-0	.000	0-0	.000	1	3	4	1.2	0	2	1	0	0	2	1.5
<b>Totals</b>		2	113	8-20	.400	1-3	.333	5-16	.313	5	13	18	1.2	12	15	21	1	4	22	1.5

Games played: 15  
Minutes/game: 7.5  
Points/game: 1.5  
FG Pct: 40.0  
3FG Pct: 33.3  
FT Pct: 31.3


Rebounds/game: 1.2  
Assists/game: 1.0  
Turnovers/game: 1.4  
Assist/turnover ratio: 0.7  
Steals/game: 0.3  
Blocks/game: 0.1

**THOMPSON CAREER STATISTICS (OVERALL)**

Year	GP-GS	Min-Avg	FG-A	Pct	3FG-A	Pct	FT-A	Pct	Off-Def-Tot	Avg	PF-D	A	TO	B	S	TP	Avg
2009-10 [UCF]	9-0	14-1.6	3-3	1.000	0-0	.000	0-0	.000	0-1-1	0.1	1-0	1	0	0	0	6	0.7
2010-11 [UCF]	11-0	24-2.2	4-6	.667	0-1	.000	3-6	.500	1-3-4	0.4	2-0	2	1	0	0	11	1.0
2011-12	15-2	242-16.1	18-44	.409	2-6	.333	15-29	.517	9-28-37	2.5	24-0	36	44	3	8	53	3.5
<b>TOTAL</b>	<b>35-2</b>	<b>280-8.0</b>	<b>25-53</b>	<b>.471</b>	<b>2-7</b>	<b>.286</b>	<b>18-35</b>	<b>.514</b>	<b>10-32-42</b>	<b>1.2</b>	<b>27-0</b>	<b>39</b>	<b>45</b>	<b>3</b>	<b>8</b>	<b>70</b>	<b>2.0</b>

**THOMPSON CAREER STATISTICS (CONFERENCE ONLY)**

Year	GP-GS	Min-Avg	FG-A	Pct	3FG-A	Pct	FT-A	Pct	Off-Def-Tot	Avg	PF-D	A	TO	B	S	TP	Avg
2009-10	3-0	7-2.3	1-1	1.000	0-0	.000	0-0	.000	0-0-0	0.0	0-0	0	0	0	0	2	0.7
2010-11	2-0	1-0.5	0-0	.000	0-0	.000	0-0	.000	0-1-1	0.5	0-0	0	0	0	0	0	0.0
2011-12	11-1	171-15.5	11-25	.440	2-4	.500	10-21	.476	7-21-28	2.5	18-0	29	32	3	5	34	3.1
<b>TOTAL</b>	<b>16-1</b>	<b>179-11.2</b>	<b>12-26</b>	<b>.461</b>	<b>2-4</b>	<b>.500</b>	<b>10-21</b>	<b>.476</b>	<b>7-23-29</b>	<b>1.8</b>	<b>18-0</b>	<b>29</b>	<b>32</b>	<b>3</b>	<b>5</b>	<b>36</b>	<b>2.2</b>



**NOTES AND INTANGIBLES**

- Redshirted in 2009-10 at Western Kentucky before playing the 2010-11 season at Daytona State College.
- Averaged 5.3 points and 2.9 rebounds per game as a freshman at DSC, playing in 32 games.
- Finished his prep career at Olympia HS with more than 1,000 points, 750 rebounds and 400 blocked shots.
- Helped Olympia to a 29-5 record as a senior and a runner-up finish in Class 6A.
- Scored 10 points with five rebounds in a career-high 30 minutes of action against Charleston Southern (12/21).
- Posted his first career double-double with career highs for both points (17) and rebounds (10) against North Florida (1/9).

**2011-12 GAME-BY-GAME**

**3**  
**WILLIE GREEN**  
 F • 6-7 • 195 • SO • JC  
 ORLANDO, FLORIDA  
 OLYMPIA HS / WKU / DAYTONA ST.

**THE GREEN FILE**

**PERSONAL**  
**Full Name**  
 William Jerand Green III  
**Birthdate**  
 August 28, 1991  
**Birth Place**  
 Orlando, Florida  
**Major**  
 Sports Business

**CAREER HIGHS**  
**Points**  
 17 vs North Florida [1/9/12]  
**Rebounds**  
 10 vs North Florida [1/9/12]  
**Assists**  
 3, four times  
**Blocks**  
 3, two times  
**Steals**  
 1, nine times  
**Field Goals**  
 7 vs. North Florida [1/9/12]  
**Field Goal Attempts**  
 9, three times  
**3-Point Field Goals**  
 1, three times  
**3-Point FG Attempts**  
 2, three times  
**Free Throws**  
 4 vs USC Upstate [12/17/11]  
**Free Throw Attempts**  
 6 at Savannah St. [1/23/12]  
**Minutes Played**  
 30 vs. CSU [12/21/11]

**MISCELLANEOUS**  
**STETSON Record**  
**Double-Figure Pts** 7 (2-5)  
**Led team in Pts** 1 (1-0)  
**20+ Points** 0 (0-0)  
**3+ Blocks** 2 (1-1)  
**5+ Rebounds** 8 (2-6)

Opponent	Date	gs	min	Total		3-Pointers		Free throws		Rebounds				pf	a	t/o	blk	stl	pts	avg	
				fg-fga	pct	3fg-fga	pct	ft-fa	pct	off	def	tot	avg								
BETHUNE-COOKMAN	11/11/11		4	0-1	.000	0-0	.000	0-0	.000	0	0	0	0.0	0	1	0	0	0	0	0.0	
at Florida A&M	11/14/11		12	2-5	.400	0-1	.000	0-0	.000	0	3	3	1.5	1	1	2	1	0	4	2.0	
at Florida State	11/16/11		7	1-1	1.000	0-0	.000	0-0	.000	0	1	1	1.3	1	0	1	0	0	2	2.0	
SAINT LEO	11/19/11		10	2-3	.667	0-0	.000	1-2	.500	1	1	2	1.5	2	1	2	1	0	5	2.8	
at Charleston Southern	11/21/11		8	0-2	.000	0-0	.000	0-0	.000	1	0	1	1.4	1	0	2	1	0	0	2.2	
vs Florida	11/28/11		9	1-2	.500	0-0	.000	0-2	.000	0	1	1	1.3	0	0	0	0	0	2	2.2	
ETSU	12/01/11		10	1-3	.333	0-0	.000	0-2	.000	2	2	4	1.7	1	1	0	1	0	2	2.1	
at Indiana	12/04/11		11	0-1	.000	0-0	.000	0-0	.000	0	0	0	1.5	0	0	0	0	0	0	1.9	
USC UPSTATE	12/17/11		8	0-0	.000	0-0	.000	0-0	.000	1	1	2	1.6	0	0	2	1	0	0	1.7	
CHARLESTON SOUTHER	12/21/11		15	3-4	.750	1-1	1.000	1-1	1.000	0	1	1	1.5	0	0	1	1	1	8	2.3	
at UCF	12/29/11		15	3-5	.600	1-1	1.000	0-0	.000	1	1	2	1.5	2	1	0	2	0	7	2.7	
vs James Madison	12/30/11		10	2-2	1.000	0-0	.000	0-0	.000	1	1	2	1.6	0	0	1	1	0	4	2.8	
at Kennesaw State	01/02/12		7	0-0	.000	0-0	.000	0-0	.000	1	1	2	1.6	1	0	0	0	0	0	2.6	
at Mercer	01/04/12		9	2-6	.333	0-2	.000	0-0	.000	3	1	4	1.8	1	0	0	1	0	4	2.7	
JACKSONVILLE	01/07/12		11	1-2	.500	0-1	.000	0-0	.000	0	4	4	1.9	0	0	1	0	1	2	2.7	
NORTH FLORIDA	01/09/12		13	4-5	.800	0-0	.000	2-2	1.000	2	3	5	2.1	0	1	1	2	0	10	3.1	
at Belmont	01/14/12		12	1-2	.500	0-0	.000	0-0	.000	1	4	5	2.3	1	1	1	1	0	2	3.1	
at Lipscomb	01/16/12		14	1-1	1.000	0-0	.000	0-0	.000	0	1	1	2.2	2	3	0	0	0	2	3.0	
FGCU	01/20/12		12	2-2	1.000	0-0	.000	1-2	.500	1	0	1	2.2	1	1	0	0	0	5	3.1	
at Savannah State	01/23/12		12	4-5	.800	0-0	.000	2-6	.333	3	1	4	2.3	0	0	0	2	0	10	3.5	
MERCER	01/28/12		14	0-1	.000	0-0	.000	0-1	.000	1	3	4	2.3	0	1	1	2	0	0	3.3	
KENNESAW STATE	01/30/12		6	0-2	.000	0-0	.000	0-0	.000	1	0	1	2.3	0	1	0	1	0	0	3.1	
at North Florida	02/04/12		13	3-5	.600	0-1	.000	2-4	.500	2	2	4	2.3	1	0	0	0	0	8	3.3	
at Jacksonville	02/06/12		13	2-3	.667	0-0	.000	0-0	.000	2	1	3	2.4	0	1	2	2	0	4	3.4	
Totals			0	255	35-63	.556	2-7	.286	9-22	.409	24	33	57	2.4	15	14	17	20	2	81	3.4

Games played: 24  
 Minutes/game: 10.6  
 Points/game: 3.4  
 FG Pct: 55.6  
 3FG Pct: 28.6  
 FT Pct: 40.9

Rebounds/game: 2.4  
 Assists/game: 0.6  
 Turnovers/game: 0.7  
 Assist/turnover ratio: 0.8  
 Steals/game: 0.1  
 Blocks/game: 0.8

**GREEN CAREER STATISTICS (OVERALL)**

Year	GP-GS	Min-Avg	FG-A	Pct	3FG-A	Pct	FT-A	Pct	Off-Def-Tot	Avg	PF-D	A	TO	B	S	TP	Avg
2011-12	24-0	521-21.7	66-128	.516	3-15	.200	28-48	.583	41-67-108	4.5	35-0	31	36	35	9	163	6.8
<b>TOTAL</b>	<b>24-0</b>	<b>521-21.7</b>	<b>66-128</b>	<b>.516</b>	<b>3-15</b>	<b>.200</b>	<b>28-48</b>	<b>.583</b>	<b>41-67-108</b>	<b>4.5</b>	<b>35-0</b>	<b>31</b>	<b>36</b>	<b>35</b>	<b>9</b>	<b>163</b>	<b>6.8</b>

**GREEN CAREER STATISTICS (ATLANTIC SUN ONLY)**

Year	GP-GS	Min-Avg	FG-A	Pct	3FG-A	Pct	FT-A	Pct	Off-Def-Tot	Avg	PF-D	A	TO	B	S	TP	Avg
2011-12	13-0	292-22.5	36-69	.522	1-9	.111	20-30	.667	27-39-66	5.1	18-0	17	14	18	5	93	7.2
<b>TOTAL</b>	<b>13-0</b>	<b>292-22.5</b>	<b>36-69</b>	<b>.522</b>	<b>1-9</b>	<b>.111</b>	<b>20-30</b>	<b>.667</b>	<b>27-39-66</b>	<b>5.1</b>	<b>18-0</b>	<b>17</b>	<b>14</b>	<b>18</b>	<b>5</b>	<b>93</b>	<b>7.2</b>



**NOTES AND INTANGIBLES**

- Played a career-high six minutes in the season-opener against Bethune-Cookman.

**2011-12 GAME-BY-GAME**

4

**DIEGO MORALES**

G • 6-0 • 170 • JR • SQ

ORLANDO, FLORIDA

FREEDOM HS

**THE MORALES FILE**

**PERSONAL**

**Full Name**

Diego Morales

**Birthdate**

December 16, 1990

**Birth Place**

Madrid, Spain

**Major**

Sport Management

**CAREER HIGHS**

**Points**

4 at Florida State [12/15/10]

**Rebounds**

1, two times

**Assists**

2 vs. B-CU [11/11/11]

**Blocks**

0

**Steals**

0

**Field Goals**

1 at Florida State [12/15/10]

**Field Goal Attempts**

2 at Florida State [12/15/10]

**3-Point Field Goals**

0

**3-Point FG Attempts**

0

**Free Throws**

2 at Florida State [12/15/10]

**Free Throw Attempts**

3 at Florida State [12/14/10]

**Minutes Played**

6 vs. B-CU [11/11/11]

**MISCELLANEOUS**

STETSON Record

Double-Figure Pts 0 (0-0)

Led team in Pts 0 (0-0)

20+ Points 0 (0-0)

5+ Assists 0 (0-0)

5+ Rebounds 0 (0-0)

Opponent	Date	gs	min	Total		3-Pointers		Free throws		Rebounds				pf	a	t/o	blk	stl	pts	avg
				fg-fga	pct	3fg-fga	pct	ft-fa	pct	off	def	tot	avg							
BETHUNE-COOKMAN	11/11/11	0		0-0	.000	0-0	.000	0-0	.000	0	0	0	0	0	0	0	0	0	0	0.0
at Florida A&M	11/14/11	2		0-1	.000	0-0	.000	0-0	.000	0	0	0	0	0	0	0	0	0	0	0.0
SAINT LEO	11/19/11	4		0-0	.000	0-0	.000	0-0	.000	0	1	1	0.3	0	0	0	0	0	0	0.0
at Indiana	12/04/11	3		0-0	.000	0-0	.000	0-0	.000	0	0	0	0.3	0	0	0	0	0	0	0.0
at Savannah State	01/23/12	2		0-0	.000	0-0	.000	0-0	.000	0	0	0	0.2	0	1	0	0	0	0	0.0
Totals		0	11	0-1	.000	0-0	.000	0-0	.000	0	1	1	0.2	0	1	0	0	0	0	0.0

Games played: 5  
 Minutes/game: 2.2  
 FG Pct: 0.0

Rebounds/game: 0.2  
 Assists/game: 0.2  
 Assist/turnover ratio: 99.9

**MORALES CAREER STATISTICS (OVERALL)**

Year	GP-GS	Min-Avg	FG-A	Pct	3FG-A	Pct	FT-A	Pct	Off-Def-Tot	Avg	PF-D	A	TO	B	S	TP	Avg
2010-11	2-0	3-1.5	1-2	.500	0-0	.000	2-3	.667	0-0-0	0.0	0-0	0	0	0	0	4	2.0
2011-12	5-0	19-3.8	0-1	.000	0-0	.000	0-0	.000	0-2-2	0.4	2-0	3	1	0	0	0	0.0
<b>TOTAL</b>	<b>7-0</b>	<b>22-3.1</b>	<b>1-3</b>	<b>.333</b>	<b>0-0</b>	<b>.000</b>	<b>2-3</b>	<b>.667</b>	<b>0-2-2</b>	<b>0.3</b>	<b>2-0</b>	<b>3</b>	<b>1</b>	<b>0</b>	<b>0</b>	<b>4</b>	<b>0.6</b>

**MORALES CAREER STATISTICS (ATLANTIC SUN ONLY)**

Year	GP-GS	Min-Avg	FG-A	Pct	3FG-A	Pct	FT-A	Pct	Off-Def-Tot	Avg	PF-D	A	TO	B	S	TP	Avg
2010-11	0-0	0-0.0	0-0	.000	0-0	.000	0-0	.000	0-0-0	0.0	0-0	0	0	0	0	0	0.0
2011-12	0-0	0-0.0	0-0	.000	0-0	.000	0-0	.000	0-0-0	0.0	0-0	0	0	0	0	0	0.0
<b>TOTAL</b>	<b>0-0</b>	<b>0-0.0</b>	<b>0-0</b>	<b>.000</b>	<b>0-0</b>	<b>.000</b>	<b>0-0</b>	<b>.000</b>	<b>0-0-0</b>	<b>0.0</b>	<b>0-0</b>	<b>0</b>	<b>0</b>	<b>0</b>	<b>0</b>	<b>0</b>	<b>0.0</b>



**NOTES AND INTANGIBLES**

- Saw action in 30 games as a redshirt freshman, starting 16 ... Averaged 6.1 points and 2.3 rebounds per outing.
- Career high 20 points against UNF in 2010-11 came on 5-of-9 shooting, including 5-of-6 from three-point range.
- Posted his first career double-double with 12 points and 10 rebounds in the season-opening victory over Bethune-Cookman.
- Tied his career high by hitting five three-pointers in the loss at Charleston Southern and again in win over ETSU.
- Again tied his career-high with five three-pointers against James Madison, scoring a career-best 26 points.
- Was named the UCF Holiday Classic All-Tournament teams after averaging 20.0 points in the two games in Orlando.
- Poured in 24 points in Stetson's 104-103 overtime loss at Lipscomb.
- Scored 19 points in just 21 minutes against Florida Gulf Coast.
- Poured in a team-high 24 points at North Florida and came up just short on a game-tying three-pointer at the final horn.

**2011-12 GAME-BY-GAME**

**11**  
**AARON GRAHAM**  
 G • 6-4 • 185 • SO • 1L  
 MIRAMAR, FLORIDA  
 WESTMINSTER ACADEMY

**THE GRAHAM FILE**  
**PERSONAL**  
**Full Name**  
 Aaron Graham  
**Birthdate**  
 October 21, 1991  
**Birth Place**  
 Queens, New York  
**Major**  
 Business Management

**CAREER HIGHS**  
**Points**  
 26 vs. JMU [12/30/11]  
**Rebounds**  
 10 vs. B-CU [11/11/11]  
**Assists**  
 7 vs. ETSU [12/1/11]  
**Blocks**  
 2, two times  
**Steals**  
 4 vs Mercer [1/28/12]  
**Field Goals**  
 9 vs JMU [12/30/11]  
**Field Goal Attempts**  
 17, two times  
**3-Point Field Goals**  
 5, five times  
**3-Point FG Attempts**  
 12 at Lipscomb [1/16/12]  
**Free Throws**  
 9, two times  
**Free Throw Attempts**  
 11, two times  
**Minutes Played**  
 36, two times

**MISCELLANEOUS**  
 STETSON Record  
 Double-Figure Pts 23 (9-14)  
 Led team in Pts 8 (3-5)  
 20+ Points 6 (2-4)  
 5+ Assists 3 (1-2)  
 5+ Rebounds 13 (4-9)

Opponent	Date	gs	min	Total		3-Pointers		Free throws		Rebounds				pf	a	t/o	blk	stl	pts	avg	
				fg-fga	pct	3fg-fga	pct	ft-fa	pct	off	def	tot	avg								
BETHUNE-COOKMAN	11/11/11	*	16	4-5	.800	3-4	.750	1-2	.500	0	5	5	5.0	0	0	3	0	1	12	12.0	
at Florida A&M	11/14/11	*	11	2-5	.400	0-0	.000	1-1	1.000	1	2	3	4.0	2	2	1	0	1	5	8.5	
at Florida State	11/16/11	*	14	2-8	.250	1-4	.250	0-0	.000	2	1	3	3.7	0	1	1	0	0	5	7.3	
SAINT LEO	11/19/11	*	8	0-2	.000	0-2	.000	6-6	1.000	1	1	2	3.3	1	1	1	0	0	6	7.0	
at Charleston Southern	11/21/11	*	13	6-9	.667	5-7	.714	0-1	.000	0	2	2	3.0	3	0	3	0	0	17	9.0	
vs Florida	11/28/11	*	9	0-0	.000	0-0	.000	0-0	.000	0	0	0	2.5	2	1	1	0	0	0	7.5	
ETSU	12/01/11	*	19	3-6	.500	2-3	.667	3-5	.600	0	2	2	2.4	3	4	1	0	1	11	8.0	
at Indiana	12/04/11	*	11	0-2	.000	0-2	.000	0-0	.000	1	1	2	2.4	2	2	1	0	0	0	7.0	
USC UPSTATE	12/17/11	*	17	0-4	.000	0-3	.000	1-2	.500	0	1	1	2.2	2	2	0	0	0	1	6.3	
CHARLESTON SOUTHER	12/21/11	*	17	2-4	.500	2-4	.500	0-0	.000	2	3	5	2.5	3	5	1	0	2	6	6.3	
at UCF	12/29/11	*	18	2-7	.286	1-5	.200	6-7	.857	2	0	2	2.5	1	2	1	0	1	11	6.7	
vs James Madison	12/30/11	*	18	4-7	.571	3-6	.500	3-3	1.000	0	5	5	2.7	2	1	2	0	1	14	7.3	
at Kennesaw State	01/02/12	*	17	2-5	.400	2-3	.667	1-2	.500	0	2	2	2.6	1	0	1	0	0	7	7.3	
at Mercer	01/04/12	*	18	1-5	.200	0-2	.000	1-1	1.000	1	0	1	2.5	3	0	1	0	0	3	7.0	
JACKSONVILLE	01/07/12	*	15	3-4	.750	0-1	.000	3-4	.750	2	0	2	2.5	3	0	3	0	1	9	7.1	
NORTH FLORIDA	01/09/12	*	17	2-5	.400	1-4	.250	1-3	.333	0	1	1	2.4	0	1	0	0	0	6	7.1	
at Belmont	01/14/12	*	17	3-7	.429	2-6	.333	0-0	.000	0	1	1	2.3	1	2	2	0	2	8	7.1	
at Lipscomb	01/16/12	*	17	4-10	.400	1-5	.200	2-2	1.000	1	2	3	2.3	2	1	1	1	2	11	7.3	
FGCU	01/20/12	*	14	2-8	.250	1-6	.167	6-8	.750	0	1	1	2.3	1	2	0	0	0	11	7.5	
at Savannah State	01/23/12	*	12	0-2	.000	0-2	.000	0-0	.000	0	4	4	2.4	1	1	1	0	0	0	7.2	
MERCER	01/28/12	*	17	3-7	.429	1-4	.250	2-2	1.000	0	0	0	2.2	4	0	2	0	3	9	7.2	
KENNESAW STATE	01/30/12	*	15	2-4	.500	2-4	.500	2-2	1.000	0	1	1	2.2	2	1	4	0	1	8	7.3	
at North Florida	02/04/12	*	15	5-9	.556	4-6	.667	0-0	.000	0	1	1	2.1	3	0	3	0	1	14	7.6	
at Jacksonville	02/06/12	*	16	2-6	.333	2-4	.500	2-4	.500	0	5	5	2.3	0	3	1	0	0	8	7.6	
Totals			24	361	54-131	.412	33-87	.379	41-55	.745	13	41	54	2.3	42	32	35	1	17	182	7.6

Games played: 24  
 Minutes/game: 15.0  
 Points/game: 7.6  
 FG Pct: 41.2  
 3FG Pct: 37.9  
 FT Pct: 74.5


Rebounds/game: 2.3  
 Assists/game: 1.3  
 Turnovers/game: 1.5  
 Assist/turnover ratio: 0.9  
 Steals/game: 0.7  
 Blocks/game: 0.0

**GRAHAM CAREER STATISTICS (OVERALL)**

Year	GP-GS	Min-Avg	FG-A	Pct	3FG-A	Pct	FT-A	Pct	Off-Def-Tot	Avg	PF-D	A	TO	B	S	TP	Avg
2010-11	30-16	597-19.9	58-157	.369	32-89	.360	36-46	.783	21-48-69	2.3	53-3	35	52	5	29	184	6.1
2011-12	24-24	688-28.7	96-241	.398	58-158	.367	65-83	.783	20-89-109	4.5	65-4	60	67	5	34	315	13.1
<b>TOTAL</b>	<b>54-40</b>	<b>1285-23.8</b>	<b>154-398</b>	<b>.387</b>	<b>90-247</b>	<b>.364</b>	<b>101-129</b>	<b>.783</b>	<b>41-137-178</b>	<b>3.3</b>	<b>118-7</b>	<b>95</b>	<b>119</b>	<b>10</b>	<b>63</b>	<b>499</b>	<b>9.2</b>

**GRAHAM CAREER STATISTICS (ATLANTIC SUN ONLY)**

Year	GP-GS	Min-Avg	FG-A	Pct	3FG-A	Pct	FT-A	Pct	Off-Def-Tot	Avg	PF-D	A	TO	B	S	TP	Avg
2010-11	19-9	334-17.6	33-90	.367	19-51	.373	16-22	.727	13-24-37	1.9	30-2	26	32	5	15	101	5.3
2011-12	13-13	399-30.7	59-143	.413	36-98	.367	44-57	.772	8-39-47	3.6	35-2	31	33	3	19	198	15.2
<b>TOTAL</b>	<b>32-22</b>	<b>733-22.9</b>	<b>92-233</b>	<b>.395</b>	<b>55-149</b>	<b>.369</b>	<b>60-79</b>	<b>.759</b>	<b>21-63-84</b>	<b>2.6</b>	<b>65-4</b>	<b>57</b>	<b>65</b>	<b>8</b>	<b>34</b>	<b>299</b>	<b>9.3</b>



**NOTES AND INTANGIBLES**

- Has started 23 games in his career at Stetson, including 16 in Atlantic Sun Conference play.
- Scored his career-high 20 points in 47 minutes of playing time in a triple overtime game against Florida Gulf Coast.
- Missed almost two weeks of practice time during the preseason with an injury.
- Grabbed a career-best 11 rebounds in the victory over Florida A&M.
- Had a career-high five three-pointers, scoring a season-high 15 points, in the win over ETSU.
- Did not play in the game at Savannah State due to back spasms.
- Bounced back to score 14 points with five rebounds and five assists in game against Mercer.

**2011-12 GAME-BY-GAME**

12

**JOEL NABURGS**

G • 6-4 • 200 • JR • 2L  
RINGWOOD, VICTORIA,  
AUSTRALIA  
BOX HILL SENIOR COLLEGE

**THE NABURGS FILE**

**PERSONAL**

**Full Name**  
Joel Naburgs

**Birthdate**  
February 22, 1990

**Birth Place**  
Melbourne, Australia

**Major**  
General Studies

**CAREER HIGHS**

**Points**  
20 vs. Fla. Gulf Coast [1/25/11]

**Rebounds**  
11 at Florida A&M [11/14/11]

**Assists**  
6 at Kennesaw St. [1/2/12]

**Blocks**  
1, seven times

**Steals**  
4 vs. Lipscomb [1/3/11]

**Field Goals**  
7 at North Florida [2/4/12]

**Field Goal Attempts**  
16 at Florida State [11/16/11]

**3-Point Field Goals**  
5 vs. ETSU [12/1/11]

**3-Point FG Attempts**  
12 vs. Fla. Gulf Coast [1/25/11]

**Free Throws**  
10 vs. Lipscomb [1/3/11]

**Free Throw Attempts**  
10 vs. Lipscomb [1/3/11]

**Minutes Played**  
47 vs. Fla. Gulf Coast [1/25/11]

**MISCELLANEOUS**

STETSON Record

**Double-Figure Pts** 30 (9-21)

**Led team in Pts** 5 (0-5)

**20+ Points** 1 (0-1)

**5+ Assists** 6 (3-3)

**5+ Rebounds** 26 (7-19)

Opponent	Date	gs	min	Total		3-Pointers		Free throws		Rebounds				pf	a	t/o	blk	stl	pts	avg	
				fg-fga	pct	3fg-fga	pct	ft-fga	pct	off	def	tot	avg								
BETHUNE-COOKMAN	11/11/11	*	16	2-5	.400	2-3	.667	0-0	.000	0	0	0	0.0	1	2	1	0	1	6	6.0	
at Florida A&M	11/14/11	*	13	2-4	.500	2-4	.500	0-0	.000	0	6	6	3.0	1	0	2	0	0	6	6.0	
at Florida State	11/16/11	*	15	2-6	.333	0-4	.000	0-0	.000	1	0	1	2.3	0	2	2	0	0	4	5.3	
SAINT LEO	11/19/11	*	12	0-2	.000	0-1	.000	2-2	1.000	1	3	4	2.8	0	0	0	0	0	2	4.5	
at Charleston Southern	11/21/11	*	18	3-4	.750	3-3	1.000	1-3	.333	1	4	5	3.2	1	1	2	0	0	10	5.6	
vs Florida	11/28/11	*	11	1-3	.333	0-2	.000	0-0	.000	0	5	5	3.5	0	0	1	0	1	2	5.0	
ETSU	12/01/11	*	14	3-6	.500	3-6	.500	0-0	.000	2	5	7	4.0	1	3	3	0	0	9	5.6	
at Indiana	12/04/11	*	12	1-5	.200	0-2	.000	0-0	.000	0	1	1	3.6	0	0	5	0	0	2	5.1	
USC UPSTATE	12/17/11	*	17	0-2	.000	0-1	.000	4-6	.667	1	2	3	3.6	2	3	2	0	0	4	5.0	
CHARLESTON SOUTHER	12/21/11	*	16	2-6	.333	1-5	.200	0-0	.000	0	4	4	3.6	1	2	0	0	0	5	5.0	
at UCF	12/29/11	*	11	0-2	.000	0-2	.000	0-0	.000	1	2	3	3.5	3	1	0	0	0	0	4.5	
vs James Madison	12/30/11	*	9	2-3	.667	1-2	.500	1-2	.500	0	2	2	3.4	2	0	0	0	1	6	4.7	
at Kennesaw State	01/02/12	*	15	1-3	.333	1-2	.500	0-1	.000	0	1	1	3.2	1	3	0	0	0	3	4.5	
at Mercer	01/04/12	*	15	2-5	.400	0-3	.000	5-7	.714	0	2	2	3.1	3	0	1	0	2	9	4.9	
JACKSONVILLE	01/07/12	*	15	1-4	.250	1-3	.333	2-2	1.000	0	1	1	3.0	1	1	2	0	0	5	4.9	
NORTH FLORIDA	01/09/12	*	15	0-3	.000	0-2	.000	2-2	1.000	1	3	4	3.1	1	1	0	0	1	2	4.7	
at Belmont	01/14/12	*	11	0-1	.000	0-1	.000	0-0	.000	0	1	1	2.9	1	3	1	0	0	0	4.4	
at Lipscomb	01/16/12	*	15	1-3	.333	1-2	.500	0-0	.000	0	4	4	3.0	1	3	0	0	1	3	4.3	
FGCU	01/20/12	*	20	1-5	.200	1-5	.200	2-2	1.000	2	2	4	3.1	2	3	2	0	0	5	4.4	
MERCER	01/28/12	*	18	3-7	.429	0-4	.000	3-3	1.000	1	1	2	3.0	1	3	0	0	1	9	4.6	
KENNESAW STATE	01/30/12	*	15	1-2	.500	0-0	.000	0-0	.000	2	2	4	3.0	0	2	0	0	0	2	4.5	
at North Florida	02/04/12	*	16	3-3	1.000	1-1	1.000	1-1	1.000	0	2	2	3.0	2	0	0	0	2	8	4.6	
at Jacksonville	02/06/12	*	14	4-5	.800	1-2	.500	0-0	.000	1	3	4	3.0	0	0	1	0	0	9	4.8	
<b>Totals</b>			22	333	35-89	.393	18-60	.300	23-31	.742	14	56	70	3.0	25	31	27	0	10	111	4.8

Games played: 23  
Minutes/game: 14.5  
Points/game: 4.8  
FG Pct: 39.3  
3FG Pct: 30.0  
FT Pct: 74.2

Rebounds/game: 3.0  
Assists/game: 1.3  
Turnovers/game: 1.2  
Assist/turnover ratio: 1.1  
Steals/game: 0.4

**NABURGS CAREER STATISTICS (OVERALL)**

Year	GP-GS	Min-Avg	FG-A	Pct	3FG-A	Pct	FT-A	Pct	Off-Def-Tot	Avg	PF-D	A	TO	B	S	TP	Avg
2009-10	28-6	561-20.0	46-126	.365	32-91	.352	26-36	.722	9-64-73	2.6	45-1	48	32	2	8	150	5.4
2010-11	31-16	871-28.1	70-203	.345	42-130	.323	60-76	.789	13-87-100	3.2	32-0	46	51	4	25	242	7.8
2011-12	23-22	665-28.9	70-180	.389	41-125	.328	28-39	.718	25-97-122	5.3	38-0	58	50	1	20	209	9.1
<b>TOTAL</b>	<b>82-44</b>	<b>2097-25.6</b>	<b>186-509</b>	<b>.365</b>	<b>115-346</b>	<b>.332</b>	<b>114-151</b>	<b>.755</b>	<b>47-248-295</b>	<b>3.6</b>	<b>115-1</b>	<b>152</b>	<b>133</b>	<b>7</b>	<b>53</b>	<b>601</b>	<b>7.3</b>

**NABURGS CAREER STATISTICS (ATLANTIC SUN ONLY)**

Year	GP-GS	Min-Avg	FG-A	Pct	3FG-A	Pct	FT-A	Pct	Off-Def-Tot	Avg	PF-D	A	TO	B	S	TP	Avg
2009-10	20-6	484-24.2	41-106	.387	27-76	.355	24-34	.706	8-50-58	2.9	40-1	39	27	2	8	133	6.7
2010-11	20-10	595-29.8	47-135	.348	31-93	.333	43-52	.827	8-56-64	3.2	18-0	28	27	4	21	168	8.4
2011-12	13-12	392-30.2	37-95	.389	20-66	.303	21-27	.778	11-51-62	4.8	21-0	39	25	1	13	115	8.8
<b>TOTAL</b>	<b>53-28</b>	<b>1471-27.8</b>	<b>125-336</b>	<b>.372</b>	<b>78-235</b>	<b>.332</b>	<b>88-113</b>	<b>.779</b>	<b>27-157-184</b>	<b>3.5</b>	<b>79-1</b>	<b>106</b>	<b>79</b>	<b>7</b>	<b>42</b>	<b>416</b>	<b>7.8</b>



**NOTES AND INTANGIBLES**

- Came to Stetson after spending one season at Stony Brook. Saw action in four games for the Seawolves, scoring two points and grabbing three rebounds.
- Redshirted during the 2009-10 season as a transfer.
- Scored in double-figures three times as a junior - against Jacksonville (11), Florida State (10) and UALR (11) - all on the road.

**2011-12 GAME-BY-GAME**

**21**

**JERMOL PAUL**

F • 6-4 • 215 • SR • 1L  
 OCOEE, FLORIDA  
 DWYER HS / STONY BROOK

**THE PAUL FILE**

**PERSONAL**

**Full Name**

Jermol Paul

**Birthdate**

November 19, 1988

**Birth Place**

Newark, New Jersey

**Major/Minor**

Sport Management

**CAREER HIGHS**

**Points**

11, two times

**Rebounds**

4, three times

**Assists**

2 vs CSU [12/21/11]

**Blocks**

1, two times

**Steals**

1, six times

**Field Goals**

5 at UALR [12/23/10]

**Field Goal Attempts**

7 at UALR [12/23/10]

**3-Point Field Goals**

1, three times

**3-Point FG Attempts**

2, two times

**Free Throws**

7 at Jacksonville [12/2/10]

**Free Throw Attempts**

8, two times

**Minutes Played**

24 at ETSU [1/10/11]

**MISCELLANEOUS**

**STETSON Record**

Double-Figure Pts 3 (0-3)

Double-Figure Reb 0 (0-0)

Lead team in Reb 0 (0-0)

5+ Rebounds 0 (0-0)

2+ Assists 1 (0-1)

Opponent	Date	gs	min	Total		3-Pointers		Free throws		Rebounds				pf	a	t/o	blk	stl	pts	avg
				fg-fga	pct	3fg-fga	pct	ft-fa	pct	off	def	tot	avg							
BETHUNE-COOKMAN	11/11/11	2		0-0	.000	0-0	.000	0-0	.000	0	0	0	0.0	0	0	0	0	0	0	0.0
at Florida A&M	11/14/11	5		1-1	1.000	0-0	.000	2-2	1.000	1	3	4	2.0	2	0	1	0	0	4	2.0
at Florida State	11/16/11	6		1-1	1.000	0-0	.000	0-0	.000	1	0	1	1.7	0	0	1	0	1	2	2.0
SAINT LEO	11/19/11	0		0-0	.000	0-0	.000	0-0	.000	0	0	0	1.3	0	0	0	0	0	0	1.5
at Charleston Southern	11/21/11	2		0-0	.000	0-0	.000	1-2	.500	0	0	0	1.0	0	0	0	0	0	1	1.4
vs Florida	11/28/11	4		0-0	.000	0-0	.000	0-0	.000	0	0	0	0.8	0	0	0	0	0	0	1.2
ETSU	12/01/11	1		0-1	.000	0-0	.000	1-2	.500	0	0	0	0.7	1	0	1	0	0	1	1.1
at Indiana	12/04/11	5		0-0	.000	0-0	.000	0-0	.000	0	1	1	0.8	1	0	2	0	0	0	1.0
USC UPSTATE	12/17/11	4		0-0	.000	0-0	.000	0-0	.000	0	0	0	0.7	1	0	0	0	0	0	0.9
CHARLESTON SOUTHER	12/21/11	2		0-0	.000	0-0	.000	0-0	.000	0	0	0	0.6	1	1	0	0	0	0	0.8
at UCF	12/29/11	0		0-0	.000	0-0	.000	0-0	.000	0	0	0	0.5	0	0	0	0	0	0	0.7
vs James Madison	12/30/11	8		0-0	.000	0-0	.000	0-0	.000	0	0	0	0.5	0	0	0	0	0	0	0.7
at Kennesaw State	01/02/12	2		0-0	.000	0-0	.000	0-0	.000	0	0	0	0.5	0	0	0	0	0	0	0.6
at Mercer	01/04/12	1		0-0	.000	0-0	.000	0-0	.000	0	0	0	0.4	0	0	0	0	0	0	0.6
JACKSONVILLE	01/07/12	0		0-0	.000	0-0	.000	0-0	.000	0	0	0	0.4	0	0	0	0	0	0	0.5
NORTH FLORIDA	01/09/12	3		1-2	.500	0-0	.000	0-0	.000	1	1	2	0.5	0	0	0	0	0	2	0.6
at Belmont	01/14/12	1		0-0	.000	0-0	.000	0-0	.000	0	0	0	0.5	1	0	0	0	0	0	0.6
at Lipscomb	01/16/12	0		0-0	.000	0-0	.000	0-0	.000	0	0	0	0.4	0	0	0	0	0	0	0.6
FGCU	01/20/12	0		0-0	.000	0-0	.000	0-0	.000	0	0	0	0.4	0	0	0	0	0	0	0.5
at Savannah State	01/23/12	8		0-1	.000	0-0	.000	2-2	1.000	0	0	0	0.4	3	0	0	0	0	2	0.6
KENNESAW STATE	01/30/12	2		0-0	.000	0-0	.000	0-0	.000	0	0	0	0.4	0	0	0	0	0	0	0.6
at North Florida	02/04/12	2		0-0	.000	0-0	.000	0-0	.000	0	0	0	0.4	0	0	0	0	0	0	0.5
at Jacksonville	02/06/12	0		0-0	.000	0-0	.000	0-0	.000	0	0	0	0.3	0	0	0	0	0	0	0.5
<b>Totals</b>		<b>0</b>	<b>58</b>	<b>3-6</b>	<b>.500</b>	<b>0-0</b>	<b>.000</b>	<b>6-8</b>	<b>.750</b>	<b>3</b>	<b>5</b>	<b>8</b>	<b>0.3</b>	<b>10</b>	<b>1</b>	<b>5</b>	<b>0</b>	<b>1</b>	<b>12</b>	<b>0.5</b>

Games played: 23  
 Minutes/game: 2.5  
 Points/game: 0.5  
 FG Pct: 50.0  
 FT Pct: 75.0

Rebounds/game: 0.3  
 Assists/game: 0.0  
 Turnovers/game: 0.2  
 Assist/turnover ratio: 0.2  
 Steals/game: 0.0

**PAUL CAREER STATISTICS (OVERALL)**

Year	GP-GS	Min-Avg	FG-A	Pct	3FG-A	Pct	FT-A	Pct	Off-Def-Tot	Avg	PF-D	A	TO	B	S	TP	Avg
2010-11	23-1	256-11.1	26-53	.491	1-10	.100	23-32	.719	11-15-26	1.1	37-1	4	24	0	4	76	3.3
2011-12	23-0	148-6.4	9-23	.391	2-8	.250	16-20	.800	9-14-23	1.0	24-0	3	17	2	3	36	1.6
<b>TOTAL</b>	<b>46-1</b>	<b>404-8.8</b>	<b>35-76</b>	<b>.461</b>	<b>3-18</b>	<b>.167</b>	<b>39-52</b>	<b>.750</b>	<b>20-29-49</b>	<b>1.0</b>	<b>61-1</b>	<b>7</b>	<b>41</b>	<b>2</b>	<b>7</b>	<b>112</b>	<b>2.4</b>

**PAUL CAREER STATISTICS (ATLANTIC SUN ONLY)**

Year	GP-GS	Min-Avg	FG-A	Pct	3FG-A	Pct	FT-A	Pct	Off-Def-Tot	Avg	PF-D	A	TO	B	S	TP	Avg
2010-11	12-0	144-12.0	13-31	.419	0-5	.000	10-14	.714	5-9-14	1.2	24-1	3	14	0	3	36	3.0
2011-12	12-0	56-4.7	3-12	.250	0-3	.000	8-10	.800	7-4-11	0.9	9-0	1	5	0	1	14	1.2
<b>TOTAL</b>	<b>24-0</b>	<b>200-8.3</b>	<b>16-43</b>	<b>.372</b>	<b>0-8</b>	<b>.000</b>	<b>18-24</b>	<b>.750</b>	<b>12-13-25</b>	<b>1.0</b>	<b>33-1</b>	<b>4</b>	<b>19</b>	<b>0</b>	<b>4</b>	<b>50</b>	<b>2.1</b>



**NOTES AND INTANGIBLES**

- Opened his collegiate career by scoring in double-figures in five of his first six games as a freshman, including a 19-point effort at Florida.
- Opened his sophomore campaign in similar fashion, scoring in double figures in five of the first six games, including a 20-point effort at Wake Forest.
- Nine of the 18 times he has scored double figures has been against non-conference opposition.
- Had a career-high seven assists in the win over Florida A&M.
- Scored his 500th career point in the game against Florida Gulf Coast.

**2011-12 GAME-BY-GAME**

Opponent	Date	gs	min	Total		3-Pointers		Free throws		Rebounds				pf	a	t/o	blk	stl	pts	avg
				fg-fga	pct	3fg-fga	pct	ft-fa	pct	off	def	tot	avg							
BETHUNE-COOKMAN	11/11/11	4	0-0	.000	0-0	.000	0-0	.000	0	0	0	0.0	0	1	1	0	0	0	0	0.0
at Florida A&M	11/14/11	8	0-0	.000	0-0	.000	2-2	1.000	0	1	1	0.5	1	5	2	1	2	2	1.0	
at Florida State	11/16/11	6	0-0	.000	0-0	.000	0-0	.000	0	1	1	0.7	1	3	1	0	1	0	0.7	
SAINT LEO	11/19/11	8	0-4	.000	0-2	.000	0-0	.000	0	0	0	0.5	0	0	2	0	0	0	0.5	
at Charleston Southern	11/21/11	8	1-2	.500	1-1	1.000	0-0	.000	0	2	2	0.8	1	1	0	0	0	3	1.0	
vs Florida	11/28/11	11	0-1	.000	0-1	.000	0-2	.000	0	1	1	0.8	1	1	1	0	2	0	0.8	
ETSU	12/01/11	1	0-0	.000	0-0	.000	0-0	.000	0	0	0	0.7	0	0	1	0	0	0	0.7	
at Indiana	12/04/11	9	2-3	.667	2-3	.667	0-0	.000	0	2	2	0.9	1	1	1	1	1	6	1.4	
USC UPSTATE	12/17/11	5	1-1	1.000	0-0	.000	2-2	1.000	0	1	1	0.9	0	2	0	0	0	4	1.7	
CHARLESTON SOUTHER	12/21/11	3	0-0	.000	0-0	.000	0-0	.000	0	1	1	0.9	0	2	2	0	0	0	1.5	
at UCF	12/29/11	2	0-1	.000	0-0	.000	0-0	.000	0	0	0	0.8	1	0	0	0	0	0	1.4	
vs James Madison	12/30/11	7	0-1	.000	0-1	.000	1-2	.500	0	0	0	0.8	0	0	0	0	0	1	1.3	
at Kennesaw State	01/02/12	4	0-0	.000	0-0	.000	0-0	.000	0	1	1	0.8	1	0	1	0	0	0	1.2	
at Mercer	01/04/12	7	0-3	.000	0-2	.000	0-0	.000	0	2	2	0.9	0	0	1	0	0	0	1.1	
JACKSONVILLE	01/07/12	3	0-1	.000	0-1	.000	0-0	.000	0	1	1	0.9	2	0	0	0	0	0	1.1	
NORTH FLORIDA	01/09/12	3	0-1	.000	0-0	.000	0-0	.000	0	0	0	0.8	0	0	0	0	0	0	1.0	
at Belmont	01/14/12	2	1-1	1.000	1-1	1.000	0-0	.000	0	0	0	0.8	3	1	0	0	1	3	1.1	
at Lipscomb	01/16/12	2	0-0	.000	0-0	.000	0-0	.000	0	0	0	0.7	0	0	0	0	0	0	1.1	
FGCU	01/20/12	6	1-2	.500	0-0	.000	0-0	.000	1	1	2	0.8	1	1	0	0	0	2	1.1	
at Savannah State	01/23/12	11	1-2	.500	1-1	1.000	2-2	1.000	0	1	1	0.8	2	0	1	0	1	5	1.3	
MERCER	01/28/12	5	1-1	1.000	0-0	.000	0-0	.000	0	0	0	0.8	1	0	1	0	1	2	1.3	
KENNESAW STATE	01/30/12	7	2-3	.667	1-2	.500	0-0	.000	0	0	0	0.7	0	0	0	0	0	5	1.5	
at North Florida	02/04/12	5	0-3	.000	0-0	.000	0-0	.000	0	0	0	0.7	2	1	0	0	1	0	1.4	
at Jacksonville	02/06/12	1	0-0	.000	0-0	.000	0-0	.000	0	0	0	0.7	0	0	1	0	0	0	1.4	
<b>Totals</b>		0	128	10-30	.333	6-15	.400	7-10	.700	1	15	16	0.7	18	17	18	2	10	33	1.4

Games played: 24  
 Minutes/game: 5.3  
 Points/game: 1.4  
 FG Pct: 33.3  
 3FG Pct: 40.0  
 FT Pct: 70.0

Rebounds/game: 0.7  
 Assists/game: 0.7  
 Turnovers/game: 0.8  
 Assist/turnover ratio: 0.9  
 Steals/game: 0.4  
 Blocks/game: 0.1

**PATTERSON CAREER STATISTICS (OVERALL)**

Year	GP-GS	Min-Avg	FG-A	Pct	3FG-A	Pct	FT-A	Pct	Off-Def-Tot	Avg	PF-D	A	TO	B	S	TP	Avg
2009-10	29-14	586-20.2	81-213	.380	26-94	.277	55-78	.705	8-38-46	1.6	46-0	40	56	5	26	243	8.4
2010-11	25-9	483-19.3	75-171	.439	16-75	.213	41-76	.539	9-40-49	2.0	41-1	37	52	2	20	207	8.3
2011-12	24-0	296-12.3	20-62	.323	9-25	.360	19-24	.792	8-31-39	1.6	29-0	33	41	3	16	68	2.8
<b>TOTAL</b>	<b>78-23</b>	<b>1365-17.5</b>	<b>176-446</b>	<b>.395</b>	<b>51-194</b>	<b>.263</b>	<b>115-178</b>	<b>.646</b>	<b>25-109-134</b>	<b>1.7</b>	<b>116-1</b>	<b>110</b>	<b>149</b>	<b>10</b>	<b>62</b>	<b>518</b>	<b>6.6</b>

**PATTERSON CAREER STATISTICS (ATLANTIC SUN ONLY)**

Year	GP-GS	Min-Avg	FG-A	Pct	3FG-A	Pct	FT-A	Pct	Off-Def-Tot	Avg	PF-D	A	TO	B	S	TP	Avg
2009-10	20-9	415-20.8	51-137	.372	17-66	.258	33-50	.660	6-23-29	1.5	35-0	30	34	4	20	152	7.6
2010-11	14-5	273-19.5	36-90	.400	9-46	.196	21-36	.583	7-27-34	2.4	23-1	22	25	0	13	102	7.3
2011-12	13-0	139-10.7	13-36	.361	4-13	.308	8-8	1.000	7-16-23	1.8	16-0	11	20	0	7	38	2.9
<b>TOTAL</b>	<b>47-14</b>	<b>827-17.6</b>	<b>100-263</b>	<b>.380</b>	<b>30-125</b>	<b>.240</b>	<b>62-94</b>	<b>.660</b>	<b>20-66-86</b>	<b>1.8</b>	<b>74-1</b>	<b>63</b>	<b>79</b>	<b>4</b>	<b>40</b>	<b>292</b>	<b>6.2</b>

**22**

**TYSHAWN PATTERSON**

G • 6-1 • 180 • JR • 2L  
 HARTFORD, CONNECTICUT  
 ORLANDO CHRISTIAN PREP

**THE PATTERSON FILE**

**PERSONAL**

**Full Name**  
 Tyshawn Patterson  
**Birthdate**  
 April 19, 1991  
**Birth Place**  
 Hartford, Connecticut  
**Major**  
 Sport Management

**CAREER HIGHS**

**Points**  
 21 vs. North Fla. [2/24/11]  
**Rebounds**  
 6 vs. Jacksonville [2/26/11]  
**Assists**  
 7 at Florida A&M [11/14/11]  
**Blocks**  
 1, nine times  
**Steals**  
 3, three times  
**Field Goals**  
 8 vs. Akron [12/22/10]  
**Field Goal Attempts**  
 17, two times  
**3-Point Field Goals**  
 3, six times  
**3-Point FG Attempts**  
 11 vs. Fla. Gulf Coast [1/25/11]  
**Free Throws**  
 8 vs. Averett [11/13/09]  
**Free Throw Attempts**  
 10 vs. Averett [11/13/10]  
**Minutes Played**  
 34 vs. Lipscomb [2/20/10]

**MISCELLANEOUS**

**STETSON Record**  
**Double-Figure Pts** 18 (5-13)  
**Led team in Pts** 8 (1-7)  
**20+ Points** 4 (2-2)  
**5+ Assists** 1 (1-0)  
**5+ Rebounds** 3 (2-1)



**NOTES AND INTANGIBLES**

- Started the first three games of his collegiate career while at Liberty.
- Best game in his only season with the Flames came at VMI when he scored 21 points on 9-of-14 shooting from the field.
- Led the Hatters to victory in the exhibition game, scoring 19 points while dishing four assists and recording five steals.
- Tied with Adam Pegg for team-scoring lead with 14 points in the season-opener against Bethune-Cookman.
- Scored in double-figures in each of the first four games. Set new career-high for rebounds two times.
- Scored 20 points, 16 in the second half, against Florida.
- Posted a career-high, as well as team season-high, with 23 points against Charleston Southern (12/21).
- Had the worst game of his Stetson career against James Madison. Was 0-9 from the floor, 0-1 at the line, with six turnovers and four fouls.
- Scored 23 points with a career-high five three-pointers before fouling out in the 104-103 overtime loss at Lipscomb.
- Was named A-Sun Newcomer of the Week for his performances against Mercer and Kennesaw State (1/31).

**2011-12 GAME-BY-GAME**

**23**

**CHRIS PEREZ**

G • 6-3 • 215 • SO • TR  
SANTIAGO, DOMINICAN REP.  
OLDSMAR CHRISTIAN /  
LIBERTY

**THE PEREZ FILE**

**PERSONAL**

**Full Name**

Chris Perez

**Birthdate**

October 16, 1990

**Birth Place**

Santiago, Dominican Republic

**Major**

Elementary Education

**CAREER HIGHS**

**Points**

24 at Kennesaw St. [1/2/12]

**Rebounds**

8, two times

**Assists**

4, two times

**Blocks**

1 at Notre Dame [11/22/09]

**Steals**

4 vs. B-CU [11/11/11]

**Field Goals**

10 vs CSU [12/21/11]

**Field Goal Attempts**

18 vs CSU [12/21/11]

**3-Point Field Goals**

5 at Lipscomb [1/16/12]

**3-Point FG Attempts**

7, three times

**Free Throws**

6 vs JU [1/7/12]

**Free Throw Attempts**

8 vs JU [1/7/12]

**Minutes Played**

36 at JU [2/6/12]

**MISCELLANEOUS**

**STETSON Record**

Double-Figure Pts 21 (8-13)

Led team in Pts 9 (3-6)

20+ Points 6 (2-4)

5+ Assists 0 (0-0)

5+ Rebounds 6 (3-3)

Opponent	Date	gs	min	Total		3-Pointers		Free throws		Rebounds				pf	a	t/o	blk	stl	pts	avg	
				fg-fga	pct	3fg-fga	pct	ft-fa	pct	off	def	tot	avg								
BETHUNE-COOKMAN	11/11/11	*	18	2-3	.667	0-1	.000	3-3	1.000	0	0	0	0.0	2	2	1	0	1	7	7.0	
at Florida A&M	11/14/11	*	17	3-7	.429	1-1	1.000	1-2	.500	2	2	4	2.0	1	1	1	0	1	8	7.5	
at Florida State	11/16/11	*	17	3-4	.750	0-1	.000	3-4	.750	2	0	2	2.0	0	0	0	0	0	9	8.0	
SAINT LEO	11/19/11	*	16	2-4	.500	0-1	.000	0-0	.000	3	2	5	2.8	1	2	2	0	1	4	7.0	
at Charleston Southern	11/21/11	*	19	1-2	.500	0-0	.000	0-1	.000	2	2	4	3.0	2	1	2	0	0	2	6.0	
vs Florida	11/28/11	*	15	6-10	.600	0-2	.000	4-5	.800	1	2	3	3.0	3	0	1	0	0	16	7.7	
ETSU	12/01/11	*	18	2-6	.333	1-1	1.000	3-5	.600	0	0	0	2.6	3	1	1	0	0	8	7.7	
at Indiana	12/04/11	*	15	2-4	.500	2-3	.667	1-2	.500	1	0	1	2.4	1	0	1	0	0	7	7.6	
USC UPSTATE	12/17/11	*	12	3-4	.750	0-0	.000	0-1	.000	2	0	2	2.3	3	0	0	0	1	6	7.4	
CHARLESTON SOUTHER	12/21/11	*	17	6-9	.667	1-2	.500	0-0	.000	1	1	2	2.3	1	1	2	0	1	13	8.0	
at UCF	12/29/11	*	18	3-7	.429	0-2	.000	1-1	1.000	1	0	1	2.2	3	1	1	0	1	7	7.9	
vs James Madison	12/30/11	*	7	0-3	.000	0-0	.000	0-1	.000	1	0	1	2.1	3	1	3	0	1	0	7.3	
at Kennesaw State	01/02/12	*	17	3-4	.750	1-2	.500	2-4	.500	0	4	4	2.2	1	3	1	0	1	9	7.4	
at Mercer	01/04/12	*	19	0-3	.000	0-0	.000	3-6	.500	1	0	1	2.1	1	0	0	0	1	3	7.1	
JACKSONVILLE	01/07/12	*	18	4-7	.571	0-3	.000	3-4	.750	0	2	2	2.1	0	1	0	0	1	11	7.3	
NORTH FLORIDA	01/09/12	*	17	3-6	.500	0-1	.000	1-2	.500	0	1	1	2.1	0	0	1	0	1	7	7.3	
at Belmont	01/14/12	*	17	2-6	.333	0-1	.000	0-0	.000	2	0	2	2.1	2	0	4	0	0	4	7.1	
at Lipscomb	01/16/12	*	14	5-6	.833	3-4	.750	0-1	.000	3	0	3	2.1	4	0	1	0	0	13	7.4	
FGCU	01/20/12		19	4-11	.364	0-2	.000	0-0	.000	2	4	6	2.3	2	0	0	0	3	8	7.5	
at Savannah State	01/23/12	*	17	5-11	.455	0-1	.000	0-2	.000	2	1	3	2.4	2	0	0	0	0	10	7.6	
MERCER	01/28/12	*	18	4-11	.364	0-2	.000	3-4	.750	1	4	5	2.5	1	0	2	0	0	11	7.8	
KENNESAW STATE	01/30/12	*	14	2-4	.500	0-0	.000	4-4	1.000	1	3	4	2.5	0	4	1	0	0	8	7.8	
at North Florida	02/04/12	*	17	3-5	.600	0-1	.000	0-0	.000	2	0	2	2.5	1	0	0	0	1	6	7.7	
at Jacksonville	02/06/12	*	19	1-7	.143	0-3	.000	3-6	.500	0	1	1	2.5	1	0	0	0	0	5	7.6	
Totals			23	395	69-144	.479	9-34	.265	35-58	.603	30	29	59	2.5	38	18	25	0	15	182	7.6

Games played: 24  
Minutes/game: 16.5  
Points/game: 7.6  
FG Pct: 47.9  
3FG Pct: 26.5  
FT Pct: 60.3

Rebounds/game: 2.5  
Assists/game: 0.8  
Turnovers/game: 1.0  
Assist/turnover ratio: 0.7  
Steals/game: 0.6

**PEREZ CAREER STATISTICS (OVERALL)**

Year	GP-GS	Min-Avg	FG-A	Pct	3FG-A	Pct	FT-A	Pct	Off-Def-Tot	Avg	PF-D	A	TO	B	S	TP	Avg
2009-10 (LIB)	31-3	470-15.2	66-128	.516	10-20	.500	27-44	.614	16-35-51	1.6	41-0	22	30	1	23	169	5.5
2011-12	24-23	733-30.5	124-275	.451	26-82	.317	58-92	.630	42-55-97	4.0	62-2	35	46	0	30	332	13.8
<b>TOTAL</b>	<b>55-26</b>	<b>1213-22.0</b>	<b>190-403</b>	<b>.471</b>	<b>36-102</b>	<b>.353</b>	<b>85-136</b>	<b>.625</b>	<b>58-90-148</b>	<b>2.7</b>	<b>103-2</b>	<b>57</b>	<b>76</b>	<b>1</b>	<b>53</b>	<b>500</b>	<b>9.1</b>

**PEREZ CAREER STATISTICS (ATLANTIC SUN ONLY)**

Year	GP-GS	Min-Avg	FG-A	Pct	3FG-A	Pct	FT-A	Pct	Off-Def-Tot	Avg	PF-D	A	TO	B	S	TP	Avg
2011-12	13-12	395-30.4	73-151	.483	17-48	.354	36-54	.667	18-33-51	3.9	34-2	21	19	0	17	199	15.3
<b>TOTAL</b>	<b>13-12</b>	<b>395-30.4</b>	<b>73-151</b>	<b>.483</b>	<b>17-48</b>	<b>.354</b>	<b>36-54</b>	<b>.667</b>	<b>18-33-51</b>	<b>3.9</b>	<b>34-2</b>	<b>21</b>	<b>19</b>	<b>0</b>	<b>17</b>	<b>199</b>	<b>15.3</b>



**NOTES AND INTANGIBLES**

- Has seen action in 60 games in his Stetson career, starting 10 times. Nine of his starts came during his freshman season.
- Finished his freshman year strong, averaging 4.4 points and 5.4 rebounds per outing over the final seven games of the year.
- Averaged just 8.1 minutes of playing time per game over the final 17 outings of the 2010-11 season.
- Dropped in a pair of three-pointers as part of a career-high 13-point effort against Florida A&M.
- Matched his career high with 13 points, all in the second half, including a pair of three-pointers in the win over Saint Leo.
- Had a career-high 10 rebounds against James Madison.

**2011-12 GAME-BY-GAME**

Opponent	Date	gs	min	Total		3-Pointers		Free throws		Rebounds				pf	a	t/o	blk	stl	pts	avg	
				fg-fga	pct	3fg-fga	pct	ft-fa	pct	off	def	tot	avg								
BETHUNE-COOKMAN	11/11/11	*	14	2-2	1.000	0-0	.000	1-3	.333	1	5	6	6.0	3	2	1	0	0	5	5.0	
at Florida A&M	11/14/11	*	10	3-4	.750	1-2	.500	0-0	.000	1	2	3	4.5	2	0	0	0	0	7	6.0	
at Florida State	11/16/11	*	9	0-1	.000	0-1	.000	0-0	.000	1	1	2	3.7	0	0	0	0	0	4	4.0	
SAINT LEO	11/19/11	*	13	4-4	1.000	2-2	1.000	3-3	1.000	1	0	1	3.0	1	0	2	0	0	13	6.3	
at Charleston Southern	11/21/11	*	10	0-2	.000	0-2	.000	0-0	.000	0	0	0	2.4	1	1	1	0	0	0	5.0	
vs Florida	11/28/11	*	12	0-4	.000	0-1	.000	5-6	.833	1	1	2	2.3	1	1	0	0	0	5	5.0	
ETSU	12/01/11	*	16	2-3	.667	0-0	.000	0-0	.000	1	4	5	2.7	1	0	1	2	0	4	4.9	
at Indiana	12/04/11	*	12	0-3	.000	0-0	.000	0-0	.000	2	1	3	2.8	2	0	2	0	1	0	4.3	
USC UPSTATE	12/17/11	*	15	2-2	1.000	1-1	1.000	0-0	.000	0	1	1	2.6	0	0	3	0	1	5	4.3	
CHARLESTON SOUTHER	12/21/11	*	9	0-0	.000	0-0	.000	0-0	.000	1	0	1	2.4	1	2	1	0	1	0	3.9	
at UCF	12/29/11	*	11	0-2	.000	0-1	.000	2-2	1.000	3	2	5	2.6	4	1	0	1	0	2	3.7	
vs James Madison	12/30/11	*	14	0-1	.000	0-0	.000	0-0	.000	2	3	5	2.8	3	0	1	0	0	0	3.4	
at Kennesaw State	01/02/12	*	8	1-1	1.000	0-0	.000	0-0	.000	1	0	1	2.7	0	2	0	0	0	2	3.3	
at Mercer	01/04/12	*	5	0-1	.000	0-0	.000	0-0	.000	0	0	0	2.5	3	0	0	0	0	0	3.1	
JACKSONVILLE	01/07/12	*	14	0-1	.000	0-1	.000	0-0	.000	0	3	3	2.5	2	2	1	0	0	0	2.9	
NORTH FLORIDA	01/09/12	*	16	0-1	.000	0-0	.000	0-1	.000	4	0	4	2.6	2	0	0	0	3	0	2.7	
at Belmont	01/14/12	*	12	2-4	.500	2-4	.500	0-0	.000	0	0	0	2.5	1	1	1	0	0	6	2.9	
at Lipscomb	01/16/12	*	5	0-1	.000	0-1	.000	0-0	.000	0	1	1	2.4	1	0	0	0	0	0	2.7	
FGCU	01/20/12	*	3	0-0	.000	0-0	.000	0-0	.000	0	0	0	2.3	2	0	0	0	0	0	2.6	
at Savannah State	01/23/12	*	12	0-1	.000	0-1	.000	0-0	.000	0	0	0	2.2	1	1	0	1	0	0	2.5	
MERCER	01/28/12	*	11	0-1	.000	0-1	.000	0-0	.000	2	0	2	2.1	3	0	1	0	1	0	2.3	
KENNESAW STATE	01/30/12	*	15	1-3	.333	0-1	.000	2-2	1.000	1	4	5	2.3	1	1	0	0	0	4	2.4	
at North Florida	02/04/12	*	15	0-0	.000	0-0	.000	0-0	.000	0	0	0	2.2	1	2	0	0	0	0	2.3	
at Jacksonville	02/06/12	*	6	0-0	.000	0-0	.000	0-0	.000	1	1	2	2.2	3	1	0	0	0	0	2.2	
Totals			24	267	17-42	.405	6-19	.316	13-17	.765	23	29	52	2.2	39	17	15	4	7	53	2.2

Games played: 24  
 Minutes/game: 11.1  
 Points/game: 2.2  
 FG Pct: 40.5  
 3FG Pct: 31.6  
 FT Pct: 76.5

Rebounds/game: 2.2  
 Assists/game: 0.7  
 Turnovers/game: 0.6  
 Assist/turnover ratio: 1.1  
 Steals/game: 0.3  
 Blocks/game: 0.2

**McINERNEY CAREER STATISTICS (OVERALL)**

Year	GP-GS	Min-Avg	FG-A	Pct	3FG-A	Pct	FT-A	Pct	Off-Def-Tot	Avg	PF-D	A	TO	B	S	TP	Avg
2009-10	28-9	434-15.5	37-75	.493	0-2	.000	14-26	.538	40-56-96	3.4	45-0	12	13	9	8	88	3.1
2010-11	31-0	386-12.5	10-50	.200	1-22	.045	6-12	.500	24-36-60	1.9	49-2	12	18	7	11	27	0.9
2011-12	24-24	559-23.3	34-79	.430	16-36	.444	18-26	.692	42-60-102	4.3	67-3	36	38	10	20	102	4.3
<b>TOTAL</b>	<b>83-33</b>	<b>1379-16.6</b>	<b>81-204</b>	<b>.397</b>	<b>17-60</b>	<b>.283</b>	<b>38-64</b>	<b>.594</b>	<b>106-152-258</b>	<b>3.1</b>	<b>161-5</b>	<b>60</b>	<b>69</b>	<b>26</b>	<b>39</b>	<b>217</b>	<b>2.6</b>

**McINERNEY CAREER STATISTICS (ATLANTIC SUN ONLY)**

Year	GP-GS	Min-Avg	FG-A	Pct	3FG-A	Pct	FT-A	Pct	Off-Def-Tot	Avg	PF-D	A	TO	B	S	TP	Avg
2009-10	20-8	359-18.0	30-63	.476	0-2	.000	12-22	.545	35-47-82	4.1	35-0	11	11	9	5	72	3.6
2010-11	20-0	200-10.0	4-29	.138	0-11	.000	2-4	.500	11-15-26	1.3	25-1	4	9	6	2	10	0.5
2011-12	13-13	298-22.9	20-39	.513	11-21	.524	4-6	.667	20-27-47	3.6	33-2	22	20	6	13	55	4.2
<b>TOTAL</b>	<b>53-21</b>	<b>857-16.2</b>	<b>54-131</b>	<b>.412</b>	<b>11-34</b>	<b>.324</b>	<b>18-33</b>	<b>.563</b>	<b>66-89-155</b>	<b>2.9</b>	<b>93-3</b>	<b>37</b>	<b>40</b>	<b>21</b>	<b>20</b>	<b>137</b>	<b>2.6</b>

**24**

**LIAM McINERNEY**

F/C • 6-9 • 235 • JR • 2L  
 PORT CAMPBELL, VICTORIA,  
 AUSTRALIA  
 BALLARAT & CLARENDON COLLEGE

**THE McINERNEY FILE**

**PERSONAL**

**Full Name**

Liam McInerney

**Birthdate**

May 24, 1990

**Birth Place**

Melbourne, Australia

**Major**

Integrative Health Science

**CAREER HIGHS**

**Points**

13, two times

**Rebounds**

10 vs. JMU [12/30/11]

**Assists**

5 vs. Kennesaw St. [1/30/12]

**Blocks**

2, six times

**Steals**

5 vs. North Florida [1/9/12]

**Field Goals**

5 at Florida A&M [11/14/11]

**Field Goal Attempts**

7, two times

**3-Point Field Goals**

3 at Belmont [1/14/12]

**3-Point FG Attempts**

6 at Belmont [1/14/12]

**Free Throws**

5 vs. Florida [11/28/11]

**Free Throw Attempts**

6, two times

**Minutes Played**

32 vs. ETSU [12/1/11]

**MISCELLANEOUS**

**STETSON Record**


Double-Figure Pts 3 (2-1)

Led team in Pts 0 (0-0)

20+ Points 0 (0-0)

5+ Blocks 0 (0-0)

5+ Rebounds 14 (7-7)



**NOTES AND INTANGIBLES**

- Was named the Stetson University Scholar-Athlete of the Year in 2010.
- Is the latest in a long line of Hatters from his family. His uncle Brad is a Stetson Hall of Famer and his cousin, Gabe, played from 2003-06.
- Came off the bench to score 16 points in 13 minutes against Flagler in Hatters' exhibition game. Hit 4-of-5 from three-point range.

**2011-12 GAME-BY-GAME**

Opponent	Date	gs	min	Total		3-Pointers		Free throws		Rebounds				pf	a	t/o	blk	stl	pts	avg
				fg-fga	pct	3fg-fga	pct	ft-fa	pct	off	def	tot	avg							
BETHUNE-COOKMAN	11/11/11	3		0-0	.000	0-0	.000	0-0	.000	0	0	0	0.0	1	0	1	0	0	0	0.0
at Florida A&M	11/14/11	3		0-0	.000	0-0	.000	0-0	.000	0	0	0	0.0	0	0	0	0	0	0	0.0
at Florida State	11/16/11	6		2-2	1.000	1-1	1.000	0-0	.000	1	0	1	0.3	0	0	0	0	0	5	1.7
SAINT LEO	11/19/11	5		1-1	1.000	1-1	1.000	0-0	.000	0	1	1	0.5	0	0	0	0	0	3	2.0
at Charleston Southern	11/21/11	2		0-1	.000	0-1	.000	0-0	.000	0	0	0	0.4	1	1	1	0	0	0	1.6
vs Florida	11/28/11	6		0-2	.000	0-1	.000	0-0	.000	0	0	0	0.3	0	1	0	0	0	0	1.3
ETSU	12/01/11	4		0-0	.000	0-0	.000	0-0	.000	0	1	1	0.4	1	0	0	0	0	0	1.1
at Indiana	12/04/11	7		0-3	.000	0-0	.000	1-3	.333	2	2	4	0.9	1	0	0	0	0	1	1.1
Totals		0	36	3-9	.333	2-4	.500	1-3	.333	3	4	7	0.9	4	2	2	0	0	9	1.1

Games played: 8  
 Minutes/game: 4.5  
 Points/game: 1.1  
 FG Pct: 33.3  
 3FG Pct: 50.0  
 FT Pct: 33.3

Rebounds/game: 0.9  
 Assists/game: 0.3  
 Turnovers/game: 0.3  
 Assist/turnover ratio: 1.0

**33**

**J.R. WESTON**

G/F • 6-4 • 200 • JR • 2L

MORRAL, OHIO

RIDGEDALE HS

**THE WESTON FILE**

**PERSONAL**

**Full Name**

James Randal Weston

**Birthdate**

September 3, 1989

**Birth Place**

Marion, Ohio

**Major**

Finance

**CAREER HIGHS**

**Points**

11 at Florida State [11/16/11]

**Rebounds**

4, three times

**Assists**

2, two times

**Blocks**

1, two times

**Steals**

1, five times

**Field Goals**

4 at Florida State [11/16/11]

**Field Goal Attempts**

6, three times

**3-Point Field Goals**

3 at Florida State [11/16/11]

**3-Point FG Attempts**

5, two times

**Free Throws**

3 at Campbell [1/16/10]

**Free Throw Attempts**

5 vs. Palm Beach Atl. [11/25/09]

**Minutes Played**

22 at Kennesaw St. [2/1/10]

**MISCELLANEOUS**

**STETSON Record**

Double-Figure Pts 1 (0-1)

Double-Figure Reb 0 (0-0)

Lead team in Reb 0 (0-0)

5+ Rebounds 0 (0-0)


5+ Assists 0 (0-0)

**WESTON CAREER STATISTICS (OVERALL)**

Year	GP-GS	Min-Avg	FG-A	Pct	3FG-A	Pct	FT-A	Pct	Off-Def-Tot	Avg	PF-D	A	TO	B	S	TP	Avg
2009-10	22-1	200-9.1	17-51	.333	8-33	.242	8-13	.615	11-14-25	1.1	27-0	10	11	1	4	50	2.3
2010-11	6-0	34-5.7	0-4	.000	0-4	.000	0-3	.000	2-4-6	1.0	3-0	2	5	0	1	0	0.0
2011-12	8-0	72-9.0	6-16	.375	4-10	.400	2-5	.400	3-6-9	1.1	9-0	5	3	1	0	18	2.3
<b>TOTAL</b>	<b>36-1</b>	<b>306-8.5</b>	<b>23-71</b>	<b>.324</b>	<b>12-47</b>	<b>.255</b>	<b>10-21</b>	<b>.476</b>	<b>16-24-40</b>	<b>1.1</b>	<b>39-0</b>	<b>17</b>	<b>19</b>	<b>2</b>	<b>5</b>	<b>68</b>	<b>1.9</b>

**WESTON CAREER STATISTICS (ATLANTIC SUN ONLY)**

Year	GP-GS	Min-Avg	FG-A	Pct	3FG-A	Pct	FT-A	Pct	Off-Def-Tot	Avg	PF-D	A	TO	B	S	TP	Avg
2009-10	13-0	105-8.1	11-32	.344	6-22	.273	4-6	.667	7-6-13	1.0	15-0	5	7	1	3	32	2.5
2010-11	1-0	0-0.0	0-0	.000	0-0	.000	0-0	.000	0-0-0	0.0	0-0	0	0	0	0	0	0.0
2011-12	1-0	8-8.0	0-1	.000	0-1	.000	1-2	.500	0-2-2	2.0	1-0	0	0	0	0	1	1.0
<b>TOTAL</b>	<b>15-0</b>	<b>113-7.5</b>	<b>11-33</b>	<b>.333</b>	<b>6-23</b>	<b>.261</b>	<b>5-8</b>	<b>.625</b>	<b>7-8-15</b>	<b>1.0</b>	<b>16-0</b>	<b>5</b>	<b>7</b>	<b>1</b>	<b>3</b>	<b>33</b>	<b>2.2</b>



**NOTES AND INTANGIBLES**

- Sat out the 2010-11 season as a transfer from the University of Delaware, where he played in 62 games, starting 14, over two seasons.
- Opened his Stetson career by tying for team lead with 14 points in victory over Bethune-Cookman.
- Was named A-Sun Newcomer of the Week [11/14] after averaging 14.5 ppg in the Hatters first two games of the year.
- Posted career highs rebounds (8) and assists (6) in the win over Saint Leo.
- Set a new career-high for scoring with 19 points in the game against Florida. Tied that mark in the game against James Madison.
- Surpassed his career high, scoring 20 points, in the loss at Mercer.
- Posted career-highs with 28 points and 14 rebounds in OT loss at Lipscomb. Hit two free throws with no time left to force OT.
- Recorded his second consecutive double-double with 24 points and 10 rebounds against Florida Gulf Coast.

**2011-12 GAME-BY-GAME**

Opponent	Date	gs	min	Total		3-Pointers		Free throws		Rebounds			pf	a	t/o	blk	stl	pts	avg		
				fg-fga	pct	3fg-fga	pct	ft-fa	pct	off	def	tot								avg	
BETHUNE-COOKMAN	11/11/11	*	18	2-5	.400	0-0	.000	1-2	.500	0	2	2	2.0	2	0	1	0	0	5	5.0	
at Florida A&M	11/14/11	*	14	1-3	.333	1-1	1.000	2-2	1.000	0	2	2	2.0	4	0	2	0	0	5	5.0	
at Florida State	11/16/11	*	17	2-6	.333	1-3	.333	0-0	.000	0	2	2	2.0	2	0	0	0	0	5	5.0	
SAINT LEO	11/19/11	*	16	2-3	.667	1-2	.500	2-4	.500	2	2	4	2.5	2	3	1	0	0	7	5.5	
at Charleston Southern	11/21/11	*	17	1-3	.333	1-1	1.000	2-4	.500	0	1	1	2.2	0	0	1	0	0	5	5.4	
vs Florida	11/28/11	*	16	4-6	.667	0-0	.000	6-7	.857	0	3	3	2.3	2	1	1	0	1	14	6.8	
ETSU	12/01/11	*	13	4-5	.800	0-0	.000	2-3	.667	2	5	7	3.0	1	1	3	0	0	10	7.3	
at Indiana	12/04/11	*	12	2-6	.333	0-2	.000	1-2	.500	0	2	2	2.9	0	1	1	0	0	5	7.0	
USC UPSTATE	12/17/11	*	14	3-7	.429	0-1	.000	0-0	.000	2	0	2	2.8	1	2	2	0	1	6	6.9	
CHARLESTON SOUTHER	12/21/11	*	14	3-10	.300	1-2	.500	0-0	.000	2	2	4	2.9	1	1	1	0	0	7	6.9	
at UCF	12/29/11	*	14	4-8	.500	1-2	.500	2-2	1.000	0	1	1	2.7	0	1	2	0	1	11	7.3	
vs James Madison	12/30/11	*	12	2-4	.500	0-1	.000	4-6	.667	0	2	2	2.7	1	1	3	0	0	8	7.3	
at Kennesaw State	01/02/12	*	17	3-7	.429	0-0	.000	0-0	.000	2	1	3	2.7	3	1	1	1	0	6	7.2	
at Mercer	01/04/12	*	17	5-6	.833	0-0	.000	2-2	1.000	3	2	5	2.9	2	0	0	0	0	12	7.6	
JACKSONVILLE	01/07/12	*	14	2-3	.667	0-0	.000	5-8	.625	2	2	4	2.9	3	0	1	0	1	9	7.7	
NORTH FLORIDA	01/09/12	*	7	2-4	.500	0-1	.000	1-2	.500	0	0	0	2.8	5	1	1	1	0	5	7.5	
at Belmont	01/14/12	*	15	5-6	.833	2-2	1.000	2-2	1.000	0	0	0	2.6	1	2	1	0	0	14	7.9	
at Lipscomb	01/16/12	*	18	5-8	.625	0-2	.000	8-11	.727	0	4	4	2.7	2	0	0	0	0	18	8.4	
FGCU	01/20/12	*	18	5-7	.714	1-2	.500	3-4	.750	1	1	2	2.6	2	0	1	0	0	14	8.7	
at Savannah State	01/23/12	*	10	2-4	.500	0-0	.000	1-3	.333	1	1	2	2.6	1	0	0	1	0	5	8.6	
MERCER	01/28/12	*	13	1-4	.250	0-1	.000	1-1	1.000	1	1	2	2.6	3	0	1	0	0	3	8.3	
KENNESAW STATE	01/30/12	*	14	2-9	.222	0-1	.000	1-2	.500	3	3	6	2.7	4	0	4	1	2	5	8.1	
at North Florida	02/04/12	*	11	3-7	.429	0-2	.000	0-0	.000	0	1	1	2.7	2	1	0	0	0	6	8.0	
at Jacksonville	02/06/12	*	19	1-5	.200	0-0	.000	2-2	1.000	4	1	5	2.8	2	0	2	1	1	4	7.9	
<b>Totals</b>			24	350	66-136	.485	9-26	.346	48-69	.696	25	41	66	2.8	46	16	30	5	7	189	7.9

Games played: 24  
 Minutes/game: 14.6  
 Points/game: 7.9  
 FG Pct: 48.5  
 3FG Pct: 34.6  
 FT Pct: 69.6

Rebounds/game: 2.8  
 Assists/game: 0.7  
 Turnovers/game: 1.3  
 Assist/turnover ratio: 0.5  
 Steals/game: 0.3  
 Blocks/game: 0.2

**41**

**ADAM PEGG**

C • 6-9 • 260 • JR • TR  
 CLEARWATER, FLORIDA  
 OLDSMAR CHRISTIAN HS  
 UNIVERSITY OF DELAWARE

**THE PEGG FILE**

**PERSONAL**

**Full Name**

Adam Gregory Pegg

**Birthdate**

September 8, 1989

**Birth Place**

Pittsburgh, Pennsylvania

**Major**

Integrative Health Science

**CAREER HIGHS**

**Points**

28 at Lipscomb [1/16/12]

**Rebounds**

14 at Lipscomb [1/16/12]

**Assists**

6 vs Saint Leo [11/19/11]

**Blocks**

2, five times

**Steals**

3 vs Kennesaw St. [1/30/12]

**Field Goals**

10 at Lipscomb [1/16/12]

**Field Goal Attempts**

19, two times

**3-Point Field Goals**

4 at Belmont [1/14/12]

**3-Point FG Attempts**

5 at Belmont [1/14/12]

**Free Throws**

8 at Lipscomb [1/16/12]

**Free Throw Attempts**

11 at Lipscomb [1/16/12]

**Minutes Played**

38 at Lipscomb [1/16/12]

**MISCELLANEOUS**

**STETSON Record**

Double-Figure Pts 15 (6-9)

Led team in Pts 9 (4-5)

Double-Figure Reb 3 (1-2)

5+ Reb 13 (7-5)

2+ Blocks 2 (1-1)

**PEGG CAREER STATISTICS (OVERALL)**

Year	GP-GS	Min-Avg	FG-A	Pct	3FG-A	Pct	FT-A	Pct	Off-Def-Tot	Avg	PF-D	A	TO	B	S	TP	Avg
2008-09 (UD)	32-0	318-9.9	21-52	.404	0-0	.000	9-13	.692	14-37-51	1.6	47-0	7	18	6	2	51	1.6
2009-10 (UD)	30-14	542-18.1	62-133	.466	0-1	.000	27-35	.771	26-53-79	2.6	67-0	14	28	9	4	151	5.0
2011-12	24-24	667-27.8	124-256	.484	13-40	.325	71-95	.747	53-84-137	5.7	72-3	34	59	11	14	332	13.8
<b>TOTAL</b>	<b>86-38</b>	<b>1527-17.7</b>	<b>207-440</b>	<b>.470</b>	<b>13-41</b>	<b>.317</b>	<b>107-143</b>	<b>.748</b>	<b>93-174-266</b>	<b>3.1</b>	<b>186-3</b>	<b>55</b>	<b>105</b>	<b>26</b>	<b>20</b>	<b>544</b>	<b>6.3</b>

**PEGG CAREER STATISTICS (ATLANTIC SUN ONLY)**

Year	GP-GS	Min-Avg	FG-A	Pct	3FG-A	Pct	FT-A	Pct	Off-Def-Tot	Avg	PF-D	A	TO	B	S	TP	Avg
2011-12	13-13	364-28.0	74-154	.481	6-22	.273	35-46	.761	41-45-86	6.6	44-2	17	28	7	8	189	14.5
<b>TOTAL</b>	<b>13-13</b>	<b>364-28.0</b>	<b>74-154</b>	<b>.481</b>	<b>6-22</b>	<b>.273</b>	<b>35-46</b>	<b>.761</b>	<b>41-45-86</b>	<b>6.6</b>	<b>44-2</b>	<b>17</b>	<b>28</b>	<b>7</b>	<b>8</b>	<b>189</b>	<b>14.5</b>

RECORD:	OVERALL	HOME	AWAY	NEUTRAL
ALL GAMES	8-16	6-4	2-10	0-2
CONFERENCE	5-8	4-3	1-5	0-0
NON-CONFERENCE	3-8	2-1	1-5	0-2

#	Player	gp-gs	min	avg	Total		3-Point		F-Throw		Rebounds		pf	dq	a	to	blk	stl	pts	avg			
					fg	fga	3fg	3fga	ft	fta	off	def									tot	avg	
41	Adam Pegg	24-24	667	27.8	124-256	.484	13-40	.325	71-95	.747	53	84	137	5.7	72	3	34	59	11	14	332	13.8	
23	Chris Perez	24-23	733	30.5	124-275	.451	26-82	.317	58-92	.630	42	55	97	4.0	62	2	35	46	0	30	332	13.8	
11	Aaron Graham	24-24	688	28.7	96-241	.398	58-158	.367	65-83	.783	20	89	109	4.5	65	4	60	67	5	34	315	13.1	
12	Joel Naburgs	23-22	665	28.9	70-180	.389	41-125	.328	28-39	.718	25	97	122	5.3	38	0	58	50	1	20	209	9.1	
03	Willie Green	24-0	521	21.7	66-128	.516	3-15	.200	28-48	.583	41	67	108	4.5	35	0	31	36	35	9	163	6.8	
24	Liam McInerney	24-24	559	23.3	34-79	.430	16-36	.444	18-26	.692	42	60	102	4.3	67	3	36	38	10	20	102	4.3	
02	Amara Thompson	15-2	242	16.1	18-44	.409	2-6	.333	15-29	.517	9	28	37	2.5	24	0	36	44	3	8	53	3.5	
22	Tyshawn Patterson	24-0	296	12.3	20-62	.323	9-25	.360	19-24	.792	8	31	39	1.6	29	0	33	41	3	16	68	2.8	
01	Dennis Diaz	24-1	240	10.0	22-61	.361	12-42	.286	7-10	.700	10	21	31	1.3	29	1	16	30	1	8	63	2.6	
33	J.R. Weston	8-0	72	9.0	6-16	.375	4-10	.400	2-5	.400	3	6	9	1.1	9	0	5	3	1	0	18	2.3	
21	Jermol Paul	23-0	148	6.4	9-23	.391	2-8	.250	16-20	.800	9	14	23	1.0	24	0	3	17	2	3	36	1.6	
04	Diego Morales	5-0	19	3.8	0-1	.000	0-0	.000	0-0	.000	0	2	2	0.4	2	0	3	1	0	0	0	0.0	
Team																							
Total.....		24	4850	589-1366	.431	186-547	.340	327-471	.694	294	594	888	37.0	456	13	350	438	72	162	1691	70.5		
Opponents.....		24	4850	681-1472	.463	163-455	.358	303-471	.643	292	555	847	35.3	407	-	375	344	72	229	1828	76.2		

TEAM STATISTICS	STETSON	OPP
SCORING	1691	1828
Points per game	70.5	76.2
Scoring margin	-5.7	-
FIELD GOALS-ATT	589-1366	681-1472
Field goal pct	.431	.463
3 POINT FG-ATT	186-547	163-455
3-point FG pct	.340	.358
3-pt FG made per game	7.8	6.8
FREE THROWS-ATT	327-471	303-471
Free throw pct	.694	.643
F-Throws made per game	13.6	12.6
REBOUNDS	888	847
Rebounds per game	37.0	35.3
Rebounding margin	+1.7	-
ASSISTS	350	375
Assists per game	14.6	15.6
TURNOVERS	438	344
Turnovers per game	18.3	14.3
Turnover margin	-3.9	-
Assist/turnover ratio	0.8	1.1
STEALS	162	229
Steals per game	6.8	9.5
BLOCKS	72	72
Blocks per game	3.0	3.0
ATTENDANCE	12831	51812
Home games-Avg/Game	10-1283	12-3395
Neutral site-Avg/Game	-	2-5536

Date	Opponent	Score	Att.
11/11/11	BETHUNE-COOKMAN	w 65-60	1241
11/14/11	at Florida A&M	w 78-60	1116
11/16/11	at Florida State	L 66-79	6424
11/19/11	SAINT LEO	w 74-69	1051
11/21/11	at Charleston Southern	L 64-73	891
11/28/11	vs Florida	L 70-96	5843
* 12/01/11	ETSU	w 73-65	1046
12/04/11	at Indiana	L 50-84	16821
* 12/17/11	USC UPSTATE	L 63-79	625
12/21/11	CHARLESTON SOUTHERN	L 81-88	1035
12/29/11	at UCF	L 70-80	4894
12/30/11	vs James Madison	Lot 69-71	5230
* 01/02/12	at Kennesaw State	w 66-62	884
* 01/04/12	at Mercer	L 59-75	1750
* 01/07/12	JACKSONVILLE	w 73-61	1267
* 01/09/12	NORTH FLORIDA	w 68-64	873
* 01/14/12	at Belmont	L 71-84	2130
* 01/16/12	at Lipscomb	Lot 103-104	1917
* 01/20/12	FGCU	L 85-92	2175
01/23/12	at Savannah State	L 45-75	1510
* 01/28/12	MERCER	L 64-75	1929
* 01/30/12	KENNESAW STATE	w 75-59	1589
* 02/04/12	at North Florida	L 96-99	1324
* 02/06/12	at Jacksonville	L 63-74	1078

\* - Conference game

Score by Periods	1st	2nd	OT	Totals
Stetson	785	881	25	1691
Opponents	802	998	28	1828

MISCELLANEOUS STATISTICS

RECORD BY STARTING LINEUP

Perez (g), Graham (g), Naburgs (g), McInerney (f), Pegg (c)	7-14
Perez (g), Graham (g), Diaz (g), McInerney (f), Pegg (c)	1-0
Thompson (g), Graham (g), Naburgs (g), McInerney (f), Pegg (c)	0-1
Thompson (g), Graham (g), Perez (g), McInerney (f), Pegg (c)	0-1

DOUBLE-FIGURE GAMES

POINTS	REBOUNDS
Perez 21	Pegg 3
Pegg 16	Naburgs 1
Graham 16	McInerney 1
Naburgs 12	Green 1
Green 7	Graham 1
McInerney 2	
Weston 1	

DOUBLE-DOUBLES ASSISTS

Pegg 2
Graham 1
Green 1

RECORD WHEN...

	ALL	A-SUN
Leading or tied at halftime:	6-6	5-3
Trailing at halftime:	1-10	0-5
Shoot 50 percent or higher:	2-1	1-1
Shoot less than 50 percent:	6-15	4-7
Shoot higher percentage than opp.:	7-2	4-1
Shoot lower percentage than opp.:	1-14	1-7
Opp. shoot less than 50 percent:	8-7	5-3
Opp. shoot 50 percent or higher:	0-9	0-5
Score fewer than 60 points:	0-3	0-1
Score 60-plus points:	7-13	4-7
Score 70-plus points:	5-7	3-4
Score 80-plus points:	0-4	0-3
Score 90-plus points:	0-2	0-2
Score 100-plus points:	0-1	0-1
More rebounds than opp.:	6-6	4-4
Equal/fewer rebounds than opp.:	2-10	1-4
40+ rebounds:	4-4	2-3
Fewer than 40 rebounds:	4-13	3-6
Fewer turnovers than opp.:	1-4	1-3
Equal/more turnovers than opp.:	7-12	4-5
Games decided by 5 points or fewer:	4-3	2-2
Overtime games:	0-2	0-1
Televised games:	1-3	1-0
Games vs. ranked opp.:	0-2	0-0
Games following loss:	5-10	3-4
Games following win:	2-6	1-4
More points in paint than opp.:	3-2	1-0
Equal/fewer points in paint than opp.:	5-14	4-8
More points off TO than opp.:	4-4	3-3
Equal/fewer points off TO than opp.:	4-12	2-5
More bench points than opp.:	4-2	4-0
Equal/fewer bench points than opp.:	4-14	1-8
More 2nd chance points than opp.:	5-4	4-3
Equal/fewer 2nd-ch. pts. than opp.:	3-12	1-4
Playing in November:	3-3	0-0
Playing in December:	1-5	1-1
Playing in January:	4-6	4-5
Playing in February:	0-2	0-2
Playing in March:	0-0	0-0

## 2011-12 STETSON GAME-BY-GAME STATISTICS

Opponent	Date	Score		Total		3-Pointers		Free throws		Rebounds				pf	a	t/o	blk	stl	pts	avg
				fg-fga	pct	3fg-fga	pct	ft-fa	pct	off	def	tot	avg							
BETHUNE-COOKMAN	11/11/11	65-60	W	12-21	.571	5-8	.625	6-10	.600	3	13	16	16.0	9	9	10	0	3	35	35.0
at Florida A&M	11/14/11	78-60	W	15-31	.484	5-9	.556	8-9	.889	5	24	29	22.5	15	9	11	2	4	43	39.0
at Florida State	11/16/11	66-79	L	13-29	.448	3-14	.214	3-4	.750	10	6	16	20.3	5	6	7	0	2	32	36.7
SAINT LEO	11/19/11	74-69	W	11-25	.440	4-13	.308	14-17	.824	9	14	23	21.0	8	8	10	1	1	40	37.5
at Charleston Southern	11/21/11	64-73	L	12-25	.480	10-15	.667	4-11	.364	4	13	17	20.2	10	5	13	1	0	38	37.6
vs Florida	11/28/11	70-96	L	12-29	.414	0-8	.000	15-22	.682	4	13	17	19.7	9	5	6	0	4	39	37.8
ETSU	12/01/11	73-65	W	15-30	.500	6-10	.600	9-17	.529	9	20	29	21.0	12	11	12	3	1	45	38.9
at Indiana	12/04/11	50-84	L	7-27	.259	4-12	.333	3-7	.429	7	10	17	20.5	8	4	14	1	2	21	36.6
USC UPSTATE	12/17/11	63-79	L	10-22	.455	1-7	.143	7-11	.636	6	8	14	19.8	10	7	12	1	3	28	35.7
CHARLESTON SOUTHER	12/21/11	81-88	L	17-38	.447	6-17	.353	1-2	.500	8	12	20	19.8	10	14	9	1	5	41	36.2
at UCF	12/29/11	70-80	L	13-36	.361	3-13	.231	12-14	.857	11	9	20	19.8	15	7	6	3	3	41	36.6
vs James Madison	12/30/11	69-71	Lot	10-24	.417	4-10	.400	9-14	.643	7	16	23	20.1	12	5	11	1	4	33	36.3
at Kennesaw State	01/02/12	66-62	W	12-24	.500	5-9	.556	5-10	.500	5	12	17	19.8	10	11	6	1	1	34	36.2
at Mercer	01/04/12	59-75	L	10-30	.333	0-9	.000	11-16	.688	9	8	17	19.6	14	2	6	2	5	31	35.8
JACKSONVILLE	01/07/12	73-61	W	12-24	.500	1-11	.091	14-20	.700	5	15	20	19.7	12	4	10	0	4	39	36.0
NORTH FLORIDA	01/09/12	68-64	W	12-27	.444	1-8	.125	7-12	.583	8	13	21	19.8	10	6	7	3	5	32	35.8
at Belmont	01/14/12	71-84	L	15-29	.517	8-17	.471	2-2	1.000	5	6	11	19.2	11	10	11	1	3	40	36.0
at Lipscomb	01/16/12	103-104	Lot	17-32	.531	5-16	.313	10-18	.556	4	16	20	19.3	12	10	4	1	4	49	36.7
FGCU	01/20/12	85-92	L	16-36	.444	3-15	.200	12-16	.750	8	9	17	19.2	13	8	6	0	3	47	37.3
at Savannah State	01/23/12	45-75	L	12-28	.429	1-6	.167	7-16	.438	6	13	19	19.2	11	4	4	4	2	32	37.0
MERCER	01/28/12	64-75	L	12-33	.364	1-13	.077	9-11	.818	7	11	18	19.1	15	4	9	2	7	34	36.9
KENNESAW STATE	01/30/12	75-59	W	10-27	.370	3-8	.375	10-14	.714	8	14	22	19.2	8	8	12	2	3	33	36.7
at North Florida	02/04/12	96-99	L	17-34	.500	5-12	.417	3-5	.600	6	6	12	18.9	13	4	4	0	5	42	36.9
at Jacksonville	02/06/12	63-74	L	11-30	.367	3-10	.300	7-12	.583	10	15	25	19.2	9	8	9	3	1	32	36.7
Stetson		881		303-691	.438	87-270	.322	188-290	.648	164	296	460	19.2	261	169	209	33	75	881	36.7
Opponents		998		361-741	.487	84-223	.377	192-300	.640	150	281	431	18.0	230	188	147	39	102	998	41.6

Games played: 24

Points/game: 36.7

FG Pct: 43.8

3FG Pct: 32.2

FT Pct: 64.8

Rebounds/game: 19.2

Assists/game: 7.0

Turnovers/game: 8.7

Assist/turnover ratio: 0.8

Steals/game: 3.1

Blocks/game: 1.4

## 2011-12 OPPONENT GAME-BY-GAME STATISTICS

Opponent	Date	Score		Total		3-Pointers		Free throws		Rebounds				pf	a	t/o	blk	stl	pts	avg
				fg-fga	pct	3fg-fga	pct	ft-fa	pct	off	def	tot	avg							
BETHUNE-COOKMAN	11/11/11	65-60	W	10-35	.286	4-15	.267	5-8	.625	13	9	22	22.0	11	4	6	1	6	29	29.0
at Florida A&M	11/14/11	78-60	W	13-42	.310	0-8	.000	7-15	.467	9	12	21	21.5	9	2	6	1	6	33	31.0
at Florida State	11/16/11	66-79	L	16-29	.552	2-5	.400	3-5	.600	8	7	15	19.3	5	6	6	2	2	37	33.0
SAINT LEO	11/19/11	74-69	W	15-32	.469	5-12	.417	4-9	.444	4	7	11	17.3	13	8	3	0	6	39	34.5
at Charleston Southern	11/21/11	64-73	L	18-32	.563	7-11	.636	8-10	.800	3	12	15	16.8	7	14	5	1	9	51	37.8
vs Florida	11/28/11	70-96	L	19-39	.487	6-16	.375	5-8	.625	9	17	26	18.3	16	11	6	4	4	49	39.7
ETSU	12/01/11	73-65	W	15-37	.405	1-7	.143	9-16	.563	7	10	17	18.1	11	7	5	3	2	40	39.7
at Indiana	12/04/11	50-84	L	19-34	.559	4-8	.500	9-9	1.000	5	15	20	18.4	6	11	3	5	9	51	41.1
USC UPSTATE	12/17/11	63-79	L	18-33	.545	3-9	.333	8-9	.889	8	9	17	18.2	9	7	5	0	9	47	41.8
CHARLESTON SOUTHER	12/21/11	81-88	L	19-31	.613	7-11	.636	6-10	.600	4	14	18	18.2	5	14	7	4	6	51	42.7
at UCF	12/29/11	70-80	L	13-27	.481	2-8	.250	12-20	.600	9	14	23	18.6	9	5	7	1	4	40	42.5
vs James Madison	12/30/11	69-71	Lot	11-31	.355	3-8	.375	9-12	.750	6	10	16	18.4	11	5	6	2	5	34	41.8
at Kennesaw State	01/02/12	66-62	W	16-29	.552	4-12	.333	5-9	.556	5	9	14	18.1	11	9	4	3	2	41	41.7
at Mercer	01/04/12	59-75	L	10-21	.476	2-7	.286	17-21	.810	4	13	17	18.0	8	6	8	0	1	39	41.5
JACKSONVILLE	01/07/12	73-61	W	12-31	.387	1-7	.143	9-14	.643	6	10	16	17.9	14	7	7	1	1	34	41.0
NORTH FLORIDA	01/09/12	68-64	W	12-28	.429	4-10	.400	4-12	.333	9	9	18	17.9	10	6	7	2	2	32	40.4
at Belmont	01/14/12	71-84	L	20-32	.625	3-11	.273	12-14	.857	8	9	17	17.8	4	11	6	1	7	55	41.3
at Lipscomb	01/16/12	103-104	Lot	17-32	.531	4-10	.400	9-17	.529	5	15	20	17.9	12	6	7	0	0	47	41.6
FGCU	01/20/12	85-92	L	17-25	.680	3-7	.429	15-18	.833	0	13	13	17.7	11	8	8	2	4	52	42.2
at Savannah State	01/23/12	45-75	L	14-33	.424	7-11	.636	5-11	.455	10	17	27	18.2	11	7	4	0	2	40	42.0
MERCER	01/28/12	64-75	L	12-19	.632	2-3	.667	6-18	.333	2	15	17	18.1	11	11	13	1	5	32	41.6
KENNESAW STATE	01/30/12	75-59	W	14-33	.424	2-9	.222	7-9	.778	6	10	16	18.0	10	8	6	1	6	37	41.4
at North Florida	02/04/12	96-99	L	19-30	.633	5-10	.500	9-13	.692	8	13	21	18.1	8	8	8	1	1	52	41.8
at Jacksonville	02/06/12	63-74	L	12-26	.462	3-8	.375	9-13	.692	2	12	14	18.0	8	7	4	3	3	36	41.6
Opponents		998		361-741	.487	84-223	.377	192-300	.640	150	281	431	18.0	230	188	147	39	102	998	41.6
Stetson		881		303-691	.438	87-270	.322	188-290	.648	164	296	460	19.2	261	169	209	33	75	881	36.7

Games played: 24  
Points/game: 41.6  
FG Pct: 48.7  
3FG Pct: 37.7  
FT Pct: 64.0

Rebounds/game: 18.0  
Assists/game: 7.8  
Turnovers/game: 6.1  
Assist/turnover ratio: 1.3  
Steals/game: 4.3  
Blocks/game: 1.6

## 2011-12 STETSON SEASON-CAREER STATISTICS

SEASON STATISTICS											CAREER STATISTICS									
SUMMARY	gp-gs	min/g	fg%	3fg%	ft%	r/g	a/g	stl	blk	pts/g	gp-gs	min/g	fg%	3fg%	ft%	r/g	a/g	stl	blk	pts/g
Adam Pegg	24-24	14.6	.485	.346	.696	2.8	0.7	7	5	7.9	24-24	27.8	.484	.325	.747	5.7	1.4	14	11	13.8
Aaron Graham	24-24	15.0	.412	.379	.745	2.3	1.3	17	1	7.6	54-40	23.8	.387	.364	.783	3.3	1.8	63	10	9.2
Chris Perez	24-23	16.5	.479	.265	.603	2.5	0.8	15	0	7.6	24-23	30.5	.451	.317	.630	4.0	1.5	30	0	13.8
Joel Naburgs	23-22	14.5	.393	.300	.742	3.0	1.3	10	0	4.8	82-44	25.6	.365	.332	.755	3.6	1.9	53	7	7.3
Willie Green	24-0	10.6	.556	.286	.409	2.4	0.6	2	20	3.4	24-0	21.7	.516	.200	.583	4.5	1.3	9	35	6.8
Liam McInerney	24-24	11.1	.405	.316	.765	2.2	0.7	7	4	2.2	83-33	16.6	.397	.283	.594	3.1	0.7	39	26	2.6
Amara Thompson	15-2	7.5	.400	.333	.313	1.2	1.0	4	1	1.5	15-2	16.1	.409	.333	.517	2.5	2.4	8	3	3.5
Tyshawn Patterson	24-0	5.3	.333	.400	.700	0.7	0.7	10	2	1.4	78-23	17.5	.395	.263	.646	1.7	1.4	62	10	6.6
J.R. Weston	8-0	4.5	.333	.500	.333	0.9	0.3	0	0	1.1	36-1	8.5	.324	.255	.476	1.1	0.5	5	2	1.9
Jermol Paul	23-0	2.5	.500	.000	.750	0.3	0.0	1	0	0.5	46-1	8.8	.461	.167	.750	1.1	0.2	7	2	2.4
Dennis Diaz	24-1	3.9	.150	.067	.000	0.5	0.2	2	0	0.3	24-1	10.0	.361	.286	.700	1.3	0.7	8	1	2.6
Diego Morales	5-0	2.2	.000	.000	.000	0.2	0.2	0	0	0.0	7-0	3.1	.333	.000	.667	0.3	0.4	0	0	0.6
SCORING	fg-fga	fg%	3fg-fga	3fg%	ft-fta	ft%	pts	pts/g	fg-fga	fg%	3fg-fga	3fg%	ft-fta	ft%	pts	pts/g				
Adam Pegg	66-136	.485	9-26	.346	48-69	.696	189	7.9	124-256	.484	13-40	.325	71-95	.747	332	13.8				
Aaron Graham	54-131	.412	33-87	.379	41-55	.745	182	7.6	154-398	.387	90-247	.364	101-129	.783	499	9.2				
Chris Perez	69-144	.479	9-34	.265	35-58	.603	182	7.6	124-275	.451	26-82	.317	58-92	.630	332	13.8				
Joel Naburgs	35-89	.393	18-60	.300	23-31	.742	111	4.8	186-509	.365	115-346	.332	114-151	.755	601	7.3				
Willie Green	35-63	.556	2-7	.286	9-22	.409	81	3.4	66-128	.516	3-15	.200	28-48	.583	163	6.8				
Liam McInerney	17-42	.405	6-19	.316	13-17	.765	53	2.2	81-204	.397	17-60	.283	38-64	.594	217	2.6				
Amara Thompson	8-20	.400	1-3	.333	5-16	.313	22	1.5	18-44	.409	2-6	.333	15-29	.517	53	3.5				
Tyshawn Patterson	10-30	.333	6-15	.400	7-10	.700	33	1.4	176-446	.395	51-194	.263	115-178	.646	518	6.6				
J.R. Weston	3-9	.333	2-4	.500	1-3	.333	9	1.1	23-71	.324	12-47	.255	10-21	.476	68	1.9				
Jermol Paul	3-6	.500	0-0	.000	6-8	.750	12	0.5	35-76	.461	3-18	.167	39-52	.750	112	2.4				
Dennis Diaz	3-20	.150	1-15	.067	0-1	.000	7	0.3	22-61	.361	12-42	.286	7-10	.700	63	2.6				
Diego Morales	0-1	.000	0-0	.000	0-0	.000	0	0.0	1-3	.333	0-0	.000	2-3	.667	4	0.6				
TOTALS	o-reb	d-reb	t-reb	pf	fo	ast	to	a/to	o-reb	d-reb	t-reb	pf	fo	ast	to	a/to				
Adam Pegg	25	41	66	46	1	16	30	0.5	53	84	137	72	3	34	59	0.6				
Aaron Graham	13	41	54	42	0	32	35	0.9	41	137	178	118	7	95	119	0.8				
Chris Perez	30	29	59	38	0	18	25	0.7	42	55	97	62	2	35	46	0.8				
Joel Naburgs	14	56	70	25	0	31	27	1.1	47	248	295	115	1	152	133	1.1				
Willie Green	24	33	57	15	0	14	17	0.8	41	67	108	35	0	31	36	0.9				
Liam McInerney	23	29	52	39	0	17	15	1.1	106	152	258	161	5	60	69	0.9				
Amara Thompson	5	13	18	12	0	15	21	0.7	9	28	37	24	0	36	44	0.8				
Tyshawn Patterson	1	15	16	18	0	17	18	0.9	25	109	134	116	1	110	149	0.7				
J.R. Weston	3	4	7	4	0	2	2	1.0	16	24	40	39	0	17	19	0.9				
Jermol Paul	3	5	8	10	0	1	5	0.2	20	29	49	61	1	7	41	0.2				
Dennis Diaz	2	9	11	12	0	5	12	0.4	10	21	31	29	1	16	30	0.5				
Diego Morales	0	1	1	0	0	1	0	0.0	0	2	2	2	0	3	1	3.0				

## 2011-12 FIRST HALF GAME STATISTICS

#	Player	gp-gs	min	avg	Total		3-Point		F-Throw		Rebounds					pts	avg								
					fg-fga	fg%	3fg-fga	3fg%	ft-fa	ft%	off	def	tot	avg	pf			dq	a	to	blk	stl			
23	Chris Perez	24-23	335	14.0	55-131	.420	17-48	.354	23-34	.676	12	26	38	1.6	24	0	16	21	0	15	150	6.3			
41	Adam Pegg	24-24	308	12.8	56-118	.475	4-14	.286	22-25	.880	27	40	67	2.8	25	0	17	28	6	7	138	5.8			
11	Aaron Graham	24-24	317	13.2	39-105	.371	23-67	.343	20-22	.909	7	47	54	2.3	23	0	28	32	4	17	121	5.0			
12	Joel Naburgs	23-22	322	14.0	33-88	.375	21-62	.339	5-8	.625	11	39	50	2.2	13	0	27	22	1	10	92	4.0			
03	Willie Green	24-0	261	10.9	31-65	.477	1-8	.125	19-26	.731	17	33	50	2.1	20	0	17	19	15	7	82	3.4			
01	Dennis Diaz	24-1	145	6.0	19-41	.463	11-27	.407	7-9	.778	8	12	20	0.8	17	0	11	18	1	6	56	2.3			
24	Liam McInerney	24-24	288	12.0	17-36	.472	10-16	.625	5-9	.556	19	31	50	2.1	27	0	19	23	6	13	49	2.0			
02	Amara Thompson	15-2	122	8.1	10-24	.417	1-3	.333	8-11	.727	4	15	19	1.3	10	0	17	22	2	4	29	1.9			
22	Tyshawn Patterson	24-0	168	7.0	10-32	.313	3-10	.300	12-14	.857	7	16	23	1.0	11	0	16	23	1	6	35	1.5			
33	J.R. Weston	8-0	36	4.5	3-7	.429	2-6	.333	1-2	.500	0	2	2	0.3	5	0	3	1	1	0	9	1.1			
21	Jermol Paul	23-0	90	3.9	6-17	.353	2-8	.250	10-12	.833	6	9	15	0.7	14	0	2	12	2	2	24	1.0			
04	Diego Morales	5-0	8	1.6	0-0	.000	0-0	.000	0-0	.000	0	1	1	0.2	2	0	2	1	0	0	0	0.0			
Team											11	20	31											3	
Total.....		24	2400		279-664	.420	95-269	.353	132-172	.767	129	291	420	17.5	191	0	175	225	39	87	785	32.7			
Opponents.....		24	2400		309-713	.433	75-223	.336	109-165	.661	139	270	409	17.0	171	-	181	196	33	127	802	33.4			

## 2011-12 SECOND HALF GAME STATISTICS

#	Player	gp-gs	min	avg	Total		3-Point		F-Throw		Rebounds					pts	avg								
					fg-fga	fg%	3fg-fga	3fg%	ft-fa	ft%	off	def	tot	avg	pf			dq	a	to	blk	stl			
41	Adam Pegg	24-24	350	14.6	66-136	.485	9-26	.346	48-69	.696	25	41	66	2.8	46	1	16	30	5	7	189	7.9			
11	Aaron Graham	24-24	361	15.0	54-131	.412	33-87	.379	41-55	.745	13	41	54	2.3	42	0	32	35	1	17	182	7.6			
23	Chris Perez	24-23	395	16.5	69-144	.479	9-34	.265	35-58	.603	30	29	59	2.5	38	0	18	25	0	15	182	7.6			
12	Joel Naburgs	23-22	333	14.5	35-89	.393	18-60	.300	23-31	.742	14	56	70	3.0	25	0	31	27	0	10	111	4.8			
03	Willie Green	24-0	255	10.6	35-63	.556	2-7	.286	9-22	.409	24	33	57	2.4	15	0	14	17	20	2	81	3.4			
24	Liam McInerney	24-24	267	11.1	17-42	.405	6-19	.316	13-17	.765	23	29	52	2.2	39	0	17	15	4	7	53	2.2			
02	Amara Thompson	15-2	113	7.5	8-20	.400	1-3	.333	5-16	.313	5	13	18	1.2	12	0	15	21	1	4	22	1.5			
22	Tyshawn Patterson	24-0	128	5.3	10-30	.333	6-15	.400	7-10	.700	1	15	16	0.7	18	0	17	18	2	10	33	1.4			
33	J.R. Weston	8-0	36	4.5	3-9	.333	2-4	.500	1-3	.333	3	4	7	0.9	4	0	2	2	0	0	9	1.1			
21	Jermol Paul	23-0	58	2.5	3-6	.500	0-0	.000	6-8	.750	3	5	8	0.3	10	0	1	5	0	1	12	0.5			
01	Dennis Diaz	24-1	93	3.9	3-20	.150	1-15	.067	0-1	.000	2	9	11	0.5	12	0	5	12	0	2	7	0.3			
04	Diego Morales	5-0	11	2.2	0-1	.000	0-0	.000	0-0	.000	0	1	1	0.2	0	0	1	0	0	0	0	0.0			
Team											21	20	41											2	
Total.....		24	2400		303-691	.438	87-270	.322	188-290	.648	164	296	460	19.2	261	1	169	209	33	75	881	36.7			
Opponents.....		24	2400		361-741	.487	84-223	.377	192-300	.640	150	281	431	18.0	230	-	188	147	39	102	998	41.6			

## CONFERENCE GAME ONLY STATISTICS

#	Player	gp-gs	min	avg	Total		3-Point		F-Throw		Rebounds					pts	avg								
					fg-fga	fg%	3fg-fga	3fg%	ft-fa	ft%	off	def	tot	avg	pf			dq	a	to	blk	stl			
23	Chris Perez	13-12	395	30.4	73-151	.483	17-48	.354	36-54	.667	18	33	51	3.9	34	2	21	19	0	17	199	15.3			
11	Aaron Graham	13-13	399	30.7	59-143	.413	36-98	.367	44-57	.772	8	39	47	3.6	35	2	31	33	3	19	198	15.2			
41	Adam Pegg	13-13	364	28.0	74-154	.481	6-22	.273	35-46	.761	41	45	86	6.6	44	2	17	28	7	8	189	14.5			
12	Joel Naburgs	13-12	392	30.2	37-95	.389	20-66	.303	21-27	.778	11	51	62	4.8	21	0	39	25	1	13	115	8.8			
03	Willie Green	13-0	292	22.5	36-69	.522	1-9	.111	20-30	.667	27	39	66	5.1	18	0	17	14	18	5	93	7.2			
24	Liam McInerney	13-13	298	22.9	20-39	.513	11-21	.524	4-6	.667	20	27	47	3.6	33	2	22	20	6	13	55	4.2			
02	Amara Thompson	11-1	171	15.5	11-25	.440	2-4	.500	10-21	.476	7	21	28	2.5	18	0	29	32	3	5	34	3.1			
22	Tyshawn Patterson	13-0	139	10.7	13-36	.361	4-13	.308	8-8	1.000	7	16	23	1.8	16	0	11	20	0	7	38	2.9			
01	Dennis Diaz	13-1	111	8.5	8-27	.296	6-23	.261	1-2	.500	3	5	8	0.6	18	1	8	14	0	5	23	1.8			
21	Jermol Paul	12-0	56	4.7	3-12	.250	0-3	.000	8-10	.800	7	4	11	0.9	9	0	1	5	0	1	14	1.2			
33	J.R. Weston	1-0	8	8.0	0-1	.000	0-1	.000	1-2	.500	0	2	2	2.0	1	0	0	0	0	0	1	1.0			
Team											15	21	36											4	
Total.....		13	2625		334-752	.444	103-308	.334	188-263	.715	164	303	467	35.9	247	9	196	214	38	93	959	73.8			
Opponents.....		13	2625		369-758	.487	81-241	.336	174-267	.652	138	291	429	33.0	225	-	210	188	34	102	993	76.4			



Official Basketball Box Score - Game Totals - Final Statistics  
**Bethune-Cookman vs Stetson**  
 11/11/11 7:30 pm at Deland, Fla. (Edmunds Center)



**Bethune-Cookman 60 • 0-1**

#	Player	F	Total			3-Ptr			Rebounds			PF	TP	A	TO	Blk	Stl	Min
			FG	FGA	FT	FTA	FG	FGA	FT	FTA	Off							
23	HOLLOMAN, Garris	f	4	15	0	1	2	2	9	6	15	2	10	0	2	0	4	35
01	COLEMAN, Adrien	g	1	5	0	0	0	1	2	3	4	2	0	5	0	2	19	
05	BREEZE, Anthony	g	6	10	0	6	7	4	6	10	3	18	0	2	1	3	29	
12	TRAPP, Mikel	g	1	6	1	4	2	2	1	2	3	4	5	0	1	0	27	
02	DUKES, Kevin	g	2	11	2	7	1	2	1	3	4	2	7	4	3	0	29	
02	SMITH, Alex	g	0	2	0	0	0	5	1	6	2	2	0	1	1	0	8	
03	SCOTLAND, Paul	g	3	16	0	4	2	2	0	2	2	8	2	0	0	3	24	
15	MACK, Marc	g	1	5	0	0	0	1	0	1	2	2	2	0	1	0	11	
22	JOHNSON, Ricky	g	1	3	1	3	4	1	0	1	1	6	0	3	0	0	16	
32	BAROUM, David	g	0	0	0	0	0	0	0	0	1	0	0	0	0	0	1	
33	MCAFFEE, Raymoan	g	0	0	0	0	0	0	0	0	0	0	0	1	0	0	1	
Team									1	2	3							
Totals			19	73	4	19	18	25	27	20	47	23	60	6	19	2	16	200

FG % 1st Half: 9-38 23.7% 2nd half: 10-35 28.6% Game: 19-73 26.0%  
 3FG % 1st Half: 0-4 0.0% 2nd half: 4-15 26.7% Game: 4-19 21.1%  
 FT % 1st Half: 13-17 76.5% 2nd half: 5-8 62.5% Game: 18-25 72.0%

**Stetson 65 • 1-0**

#	Player	F	Total			3-Ptr			Rebounds			PF	TP	A	TO	Blk	Stl	Min
			FG	FGA	FT	FTA	FG	FGA	FT	FTA	Off							
24	Liam McInerney	f	2	3	0	0	1	7	8	5	5	2	1	0	0	21		
41	Adam Pegg	c	4	7	0	0	6	8	1	4	5	4	14	1	5	0	29	
11	Aaron Graham	g	4	6	3	5	0	10	10	3	12	0	4	0	2	25		
12	Joel Naburbs	g	3	7	3	5	0	0	1	1	3	9	2	2	0	1	24	
23	Chris Perez	g	5	11	0	2	4	7	1	1	2	14	2	4	0	4	35	
01	Dennis Diaz	g	3	4	0	1	0	0	3	3	1	6	2	2	0	0	16	
03	Willie Green	g	1	3	0	0	1	0	1	0	3	2	3	2	1	17		
04	Diego Morales	g	0	0	0	0	0	1	1	2	0	2	1	0	0	6		
21	Jermol Paul	g	1	1	0	0	0	2	2	2	0	0	3	1	0	11		
22	Tyshawn Patterson	g	0	0	0	0	0	0	0	0	0	0	1	3	0	0	9	
33	J.R. Weston	g	0	0	0	0	0	0	0	0	1	0	1	1	1	0	7	
Team									2	1	3							
Totals			23	42	6	12	13	24	6	30	36	23	65	15	29	4	8	200

FG % 1st Half: 11-21 52.4% 2nd half: 12-21 57.1% Game: 23-42 54.8%  
 3FG % 1st Half: 1-4 25.0% 2nd half: 5-8 62.5% Game: 6-12 50.0%  
 FT % 1st Half: 7-14 50.0% 2nd half: 6-10 60.0% Game: 13-24 54.2%

Officials: Ernie Pheal, Brandon Brandes, Curtis Pierce  
 Technical fouls: Bethune-Cookman-None. Stetson-None.  
 Attendance: 1241

Score by periods	1st	2nd	Total
Bethune-Cookman	31	29	60
Stetson	30	35	65

Last FG - BCMU12 2nd-01:37, STETSON 2nd-01:18.  
 Largest lead - BCMU12 by 4 2nd-03:35, STETSON by 5 2nd-00:57.

Score tied - 10 times.  
 Lead changed - 14 times.



Official Basketball Box Score - Game Totals - Final Statistics  
**Stetson vs Florida A&M**  
 11.14.11 7 p.m. at Tallahassee, Fla. (Al Lawson Center)



**Stetson 78 • 2-0**

#	Player	F	Total			3-Ptr			Rebounds			PF	TP	A	TO	Blk	Stl	Min
			FG	FGA	FT	FTA	FG	FGA	FT	FTA	Off							
24	Liam McInerney	f	5	6	2	3	1	2	1	3	4	4	13	0	1	0	0	17
41	Adam Pegg	c	4	9	1	1	6	6	2	4	6	5	15	1	6	0	1	32
11	Aaron Graham	g	4	11	0	2	1	2	6	8	3	9	3	2	0	1	22	
12	Joel Naburbs	g	2	4	0	0	2	9	11	1	6	0	3	0	0	28		
23	Chris Perez	g	4	9	1	1	3	4	2	5	7	3	12	1	2	0	1	27
01	Dennis Diaz	g	2	4	1	2	0	0	3	3	1	5	0	2	0	1	12	
03	Willie Green	g	2	7	0	1	3	4	2	4	2	4	2	3	1	0	21	
04	Diego Morales	g	0	1	0	0	0	0	0	0	0	0	0	0	0	0	2	
21	Jermol Paul	g	1	1	0	0	2	2	1	3	4	3	4	0	3	0	9	
22	Tyshawn Patterson	g	1	2	0	0	6	6	0	3	3	2	8	7	4	1	31	
33	J.R. Weston	g	1	1	0	0	0	0	0	1	2	0	0	0	0	0	9	
Team									1	3	4							
Totals			26	55	7	14	19	21	12	42	54	25	78	14	26	2	7	200

FG % 1st Half: 11-24 45.8% 2nd half: 15-31 48.4% Game: 26-55 47.3%  
 3FG % 1st Half: 2-5 40.0% 2nd half: 5-9 55.6% Game: 7-14 50.0%  
 FT % 1st Half: 11-12 91.7% 2nd half: 8-9 88.9% Game: 19-21 90.5%

**Florida A&M 60 • 0-2**

#	Player	F	Total			3-Ptr			Rebounds			PF	TP	A	TO	Blk	Stl	Min
			FG	FGA	FT	FTA	FG	FGA	FT	FTA	Off							
21	TEAL,Markee	f	3	6	0	0	2	0	2	4	6	0	4	0	2	2	21	
42	CROWDER,Yannick	f	6	12	0	0	1	1	4	5	2	13	0	2	1	0	29	
01	MOORE,Avery	g	3	13	1	7	3	5	0	2	2	0	10	0	2	0	34	
04	KENNINGS,Jeffrey	g	0	6	0	2	0	0	1	1	3	0	5	1	0	1	15	
05	BULLARD,D'Andre	g	3	8	1	1	1	1	3	4	1	8	1	2	0	1	26	
15	HAGOOD,Treshawn	g	1	5	0	1	0	0	0	0	2	2	2	1	1	1	12	
11	BROWN,Isaac	g	0	1	0	0	0	0	0	0	1	0	1	0	0	0	3	
12	LEWIS,Reggie	g	2	9	0	2	4	5	1	3	4	2	8	2	1	0	16	
24	NEAL,Jeffrey	g	0	1	0	0	0	1	1	2	0	0	0	0	0	0	4	
25	DEAN,Jeremy	g	1	5	0	2	1	4	1	2	3	0	3	1	3	0	23	
32	ROSE,Vaughn	g	0	0	0	0	1	0	1	0	0	0	0	0	0	0	1	
33	DRAYTON,Nathaniel	g	5	8	0	1	0	3	2	1	3	3	10	0	2	0	16	
Team									4	1	5							
Totals			24	74	2	16	10	19	13	18	31	20	60	11	19	2	12	200

FG % 1st Half: 11-32 34.4% 2nd half: 13-42 31.0% Game: 24-74 32.4%  
 3FG % 1st Half: 2-8 25.0% 2nd half: 0-8 0.0% Game: 2-16 12.5%  
 FT % 1st Half: 3-4 75.0% 2nd half: 7-15 46.7% Game: 10-19 52.6%

Officials: (R)Everett Summers, (U1) Frank Raposo, (U2)Lenwood Swims  
 Technical fouls: Stetson-TEAM. Florida A&M-None.  
 Attendance: 1116

Score by periods	1st	2nd	Total
Stetson	35	43	78
Florida A&M	27	33	60

Last FG - STETSON 2nd-00:35, FAMU 2nd-00:22.  
 Largest lead - STETSON by 25 2nd-06:26, FAMU by 3 1st-19:06.

Score tied - 1 time.  
 Lead changed - 5 times.



Official Basketball Box Score - Game Totals - Final Statistics  
**Stetson vs Florida State**  
 11/16/11 7:00 pm at Donald L Tucker Center, Tallahassee, FL



**Stetson 66 • 2-1**

#	Player	F	Total			3-Ptr			Rebounds			PF	TP	A	TO	Blk	Stl	Min
			FG	FGA	FT	FTA	FG	FGA	FT	FTA	Off							
24	Liam McInerney	f	1	4	0	1	0	2	1	3	3	2	0	2	0	0	22	
41	Adam Pegg	c	3	8	1	3	0	0	2	2	4	7	1	0	0	0	29	
11	Aaron Graham	g	4	17	2	8	0	0	3	2	5	0	10	4	3	0	27	
12	Joel Naburbs	g	6	16	2	10	0	4	1	5	1	14	4	4	0	2	33	
23	Chris Perez	g	3	7	0	2	5	0	5	2	11	0	1	0	0	0	27	
01	Dennis Diaz	g	1	2	1	2	0	0	0	0	1	3	0	1	0	1	11	
03	Willie Green	g	1	3	0	1	2	1	7	8	1	3	2	3	0	1	17	
21	Jermol Paul	g	2	2	1	1	0	0	1	0	1	5	0	2	0	1	11	
22	Tyshawn Patterson	g	0	3	0	1	0	0	2	2	1	0	3	1	0	1	13	
33	J.R. Weston	g	4	5	3	4	0											



Official Basketball Box Score - Game Totals - Final Statistics  
**Stetson vs Charleston Southern**  
 11/21/11 7:30 p.m. at Buccaneer Fieldhouse



**Stetson 64 • 3-2**

#	Player	Total		3-Ptr		Rebounds		PF	TP	A	TO	Blk	Stl	Min	
		FG-FGA	FT-FTA	FG-FGA	FT-FTA	Off	Def								Tot
24	Liam McInerney	f	2-5	1-3	0-0	2	4	6	2	5	1	5	0	2	25
41	Adam Pegg	c	3-5	2-2	2-4	0	1	1	2	10	0	1	2	1	26
11	Aaron Graham	c	6-11	5-8	0-1	0	5	5	5	17	2	7	0	0	26
12	Joel Naburgs	g	4-8	3-6	1-3	1	6	7	2	12	2	3	0	1	33
23	Chris Perez	g	1-6	0-1	1-3	4	2	6	3	3	1	3	0	1	35
01	Dennis Diaz	g	1-2	1-2	0-0	0	2	2	0	3	0	1	0	0	9
03	Willie Green	g	3-7	0-0	0-0	2	0	2	3	6	1	2	2	1	20
21	Jermol Paul	g	1-3	0-2	3-4	0	0	0	1	5	0	1	1	0	7
22	Tyshawn Patterson	g	1-3	1-1	0-0	0	2	2	1	3	2	1	0	0	15
33	J.R. Weston	g	0-1	0-1	0-0	0	1	1	2	0	1	1	0	0	4
Team															
Totals			22-51	13-26	7-15	9	25	34	21	64	10	26	5	6	200

FG % 1st Half: 10-26 38.5% 2nd half: 12-25 48.0% Game: 22-51 43.1%  
 3FG % 1st Half: 3-11 27.3% 2nd half: 10-15 66.7% Game: 13-26 50.0%  
 FT % 1st Half: 3-4 75.0% 2nd half: 4-11 36.4% Game: 7-15 46.7%

**Charleston Southern 73 • 3-2**

#	Player	Total		3-Ptr		Rebounds		PF	TP	A	TO	Blk	Stl	Min	
		FG-FGA	FT-FTA	FG-FGA	FT-FTA	Off	Def								Tot
01	MARTIN, Kelvin	f	6-10	0-0	3-6	2	8	10	1	15	3	0	1	7	32
23	MUO, Mathiang	f	6-12	6-10	4-5	1	5	6	1	22	1	4	0	0	29
24	BOWEN, Cedrick	g	2-5	0-0	0-0	2	1	3	1	4	0	2	0	0	14
05	NIMLEY, Saah	f	1-6	0-4	1-4	1	1	2	2	3	4	4	0	3	28
10	SEXTON, Jeremy	g	2-7	2-4	0-0	0	0	0	0	6	3	5	0	1	22
00	HARPER, Arlon	g	6-7	0-0	2-2	1	3	4	3	14	2	1	0	2	24
04	STRICKLAND, Sheldon	g	0-4	0-1	2-2	0	1	1	1	2	3	1	0	0	16
15	GOMBWER, Paul	g	1-3	0-0	1-2	2	2	4	3	3	0	1	0	3	28
20	GRIER, Chris	g	2-2	0-0	0-0	0	1	1	2	4	1	0	0	1	7
Team															
Totals			26-56	8-19	13-21	11	23	34	14	73	17	18	1	17	200

FG % 1st Half: 8-24 33.3% 2nd half: 18-32 56.3% Game: 26-56 46.4%  
 3FG % 1st Half: 1-8 12.5% 2nd half: 7-11 63.6% Game: 8-19 42.1%  
 FT % 1st Half: 5-11 45.5% 2nd half: 8-10 80.0% Game: 13-21 61.9%

Officials: Ted Valentine  
 Technical fouls: Stetson-None. Charleston Southern-None.  
 Attendance: 891

Score by periods	1st	2nd	Total
Stetson	26	38	64
Charleston Southern	22	51	73

Last FG - STETSON 2nd-00:15, CSU 2nd-00:01.  
 Largest lead - STETSON by 12 1st-05:40, CSU by 10 2nd-00:31.

In	Off	2nd	Fast	Bench
Points	Paint	T/O	Chance	Break
STETSON	14	7	7	0
CSU	26	6	8	23

Score tied - 5 times.  
 Lead changed - 8 times.



Official Basketball Box Score - Game Totals - Final Statistics  
**ETSU vs Stetson**  
 12/01/11 7:15 p.m. at DeLand, Fla. (Edmunds Center)



**ETSU 65 • 3-3 (0-1 A-SUN)**

#	Player	Total		3-Ptr		Rebounds		PF	TP	A	TO	Blk	Stl	Min	
		FG-FGA	FT-FTA	FG-FGA	FT-FTA	Off	Def								Tot
41	BROWN, Isiah	f	9-12	0-0	2-4	1	4	5	4	20	1	3	2	31	
05	COOLEY, Sheldon	g	2-6	0-1	2-4	0	2	2	1	6	5	1	0	28	
13	HUBBERT, Tommy	g	3-9	0-1	0-1	1	4	5	5	6	0	4	0	32	
23	DUBOSE, Marcus	g	3-7	1-4	4-6	1	4	5	2	11	1	4	0	30	
43	SOLLAZO, Adam	g	5-10	0-2	3-4	0	1	1	2	13	6	3	0	28	
00	WOUMN, Ryan	g	0-0	0-0	1-2	0	1	1	1	1	0	0	0	5	
02	JONES, Jarvis	g	2-5	1-2	0-1	1	0	1	0	5	1	0	0	13	
04	REMBERT, Rashawn	g	0-4	0-2	1-2	0	1	1	0	1	0	0	0	10	
21	WALTON, John	g	0-4	0-0	0-0	3	0	3	0	0	0	1	0	6	
34	PODERIS, Lukas	g	0-0	0-0	0-0	0	3	3	0	0	0	0	0	9	
44	WARD, J.C.	g	1-1	0-0	0-0	1	0	1	1	2	0	0	0	8	
Team															
Totals			25-58	2-12	13-24	8	20	28	16	65	14	16	4	11	200

FG % 1st Half: 10-21 47.6% 2nd half: 15-37 40.5% Game: 25-58 43.1%  
 3FG % 1st Half: 1-5 20.0% 2nd half: 1-7 14.3% Game: 2-12 16.7%  
 FT % 1st Half: 4-8 50.0% 2nd half: 9-16 56.3% Game: 13-24 54.2%

**Stetson 73 • 4-3 (1-0 A-SUN)**

#	Player	Total		3-Ptr		Rebounds		PF	TP	A	TO	Blk	Stl	Min	
		FG-FGA	FT-FTA	FG-FGA	FT-FTA	Off	Def								Tot
24	Liam McInerney	f	2-3	0-0	0-0	1	6	7	3	4	0	4	2	0	32
41	Adam Pegg	c	5-9	0-0	2-3	3	6	9	3	12	1	3	0	0	20
01	Dennis Diaz	g	0-2	0-2	0-0	0	1	1	0	0	3	2	0	0	11
11	Aaron Graham	g	6-10	5-7	3-5	0	4	4	3	20	7	3	0	2	35
23	Chris Perez	g	5-11	1-2	3-5	0	1	1	4	14	3	4	0	2	35
03	Willie Green	g	2-5	0-0	1-4	2	3	5	1	5	1	1	1	0	23
12	Joel Naburgs	g	5-11	5-11	0-0	2	7	9	2	15	5	3	0	1	26
21	Jermol Paul	g	0-1	0-0	2-4	1	0	1	2	2	0	1	0	0	5
22	Tyshawn Patterson	g	0-1	0-1	0-0	1	1	2	1	0	0	2	0	0	5
33	J.R. Weston	g	0-1	0-1	1-2	0	2	2	1	1	0	0	0	0	8
Team															
Totals			25-54	11-24	12-23	13	32	45	20	73	20	23	3	5	200

FG % 1st Half: 10-24 41.7% 2nd half: 15-30 50.0% Game: 25-54 46.3%  
 3FG % 1st Half: 5-14 35.7% 2nd half: 6-10 60.0% Game: 11-24 45.8%  
 FT % 1st Half: 3-6 50.0% 2nd half: 9-17 52.9% Game: 12-23 52.2%

Officials: Brett Smith, Darryl Smith, Bart Lenox  
 Technical fouls: ETSU-None. Stetson-None.  
 Attendance: 1046

Score by periods	1st	2nd	Total
ETSU	25	40	65
Stetson	28	45	73

Last FG - ETSU 2nd-00:18, STETSON 2nd-00:31.  
 Largest lead - ETSU by 3 1st-12:35, STETSON by 2 2nd-09:32.

Score tied - 2 times.  
 Lead changed - 4 times.



Official Basketball Box Score - Game Totals - Final Statistics  
**Stetson vs UF**  
 11/28/11 7 p.m. at Orlando, Fla. (Amway Center)



**Stetson 70 • 3-3**

#	Player	Total		3-Ptr		Rebounds		PF	TP	A	TO	Blk	Stl	Min	
		FG-FGA	FT-FTA	FG-FGA	FT-FTA	Off	Def								Tot
24	Liam McInerney	f	0-5	0-2	5-6	3	2	5	1	5	2	1	0	0	29
41	Adam Pegg	c	6-11	0-1	7-9	1	3	4	4	19	3	2	0	1	25
11	Aaron Graham	g	1-7	0-4	2-2	0	2	2	4	4	4	3	2	0	26
12	Joel Naburgs	g	1-6	0-3	0-0	0	8	8	0	2	0	1	0	1	19
23	Chris Perez	g	8-14	0-2	4-5	1	2	3	4	20	1	2	0	0	30
01	Dennis Diaz	g	3-5	1-3	2-2	1	2	3	1	9	1	4	0	0	17
03	Willie Green	g	5-7	0-0	1-3	0	5	5	1	11	0	2	1	0	23
21	Jermol Paul	g	0-0	0-0	0-0	0	0	0	0	0	0	0	0	0	4
22	Tyshawn Patterson	g	0-1	0-1	0-2	0	2	2	1	0	2	3	0	2	16
33	J.R. Weston	g	0-2	0-1	0-0	0	0	0	3	0	1	0	0	0	11
Team															
Totals			24-58	1-17	21-29	10	27	37	19	70	14	18	3	4	200

FG % 1st Half: 12-29 41.4% 2nd half: 12-29 41.4% Game: 24-58 41.4%  
 3FG % 1st Half: 1-9 11.1% 2nd half: 0-8 0.0% Game: 1-17 5.9%  
 FT % 1st Half: 6-7 85.7% 2nd half: 15-22 68.2% Game: 21-29 72.4%

**UF 96 • 5-1**

#	Player	Total		3-Ptr		Rebounds		PF	TP	A	TO	Blk	Stl	Min	
		FG-FGA	FT-FTA	FG-FGA	FT-FTA	Off	Def								Tot
04	Young, Patric	f	4-7	0-0	1-2	1	2	3	4	9	2	0	2	1	20
15	Yeguete, Will	f	4-9	0-0	2-3	6	5	11	1	10	1	2	1	4	26
01	Boynton, Kenny	g	4-12	3-8	2-2	0	1	1	1	13	5	1	0	3	31
11	Walker, Erving	g	7-13	3-8	4-4	0	3	3	1	21	6	1	0	1	



Official Basketball Box Score -- Game Totals -- Final Statistics  
**USC Upstate vs Stetson**  
 12/17/11 3:15 pm at DeLand, Fla. (Edmunds Center)



**USC Upstate 79 • 7-5 (1-0 A-Sun)**

#	Player	Total			3-Ptr			Rebounds			PF	TP	A	T	Blk	Stl	Min
		FG-FGA	FG-FGA	FT-FTA	FG-FGA	FG-FGA	FT-FTA	Off	Def	Tot							
12	GLENN, Ricardo	f	4-8	0-0	4-4	8	6	14	3	12	1	1	0	3	24		
23	CRAIG, Torrey	f	4-14	1-8	4-7	1	6	7	3	13	0	2	0	2	35		
32	ROGERS, Chalmers	f	2-2	1-1	0-0	0	1	1	1	5	0	0	0	0	10		
05	GREENE, Ty	g	7-13	4-5	3-3	0	3	3	0	21	2	2	0	1	32		
31	BLESSING, Mario	g	2-4	2-3	2-2	1	1	2	2	8	0	0	0	0	26		
13	MILLER, Fred	g	0-0	0-0	0-0	1	0	1	0	0	0	0	0	0	5		
15	RODGERS, Adrian	g	2-6	0-0	2-2	0	0	0	1	6	6	0	0	0	17		
24	MAXEY, Jodd	g	3-4	0-0	0-0	2	0	2	4	6	3	3	1	5	19		
30	ELAM, Rob	g	1-2	0-0	0-0	0	0	0	0	2	0	0	1	0	10		
33	COOK, Carter	g	0-1	0-1	0-0	0	0	0	0	2	0	1	0	0	5		
24	OLUMUYIWA, Babatund	g	2-6	0-0	2-3	0	0	0	1	6	0	2	1	3	17		
Team						0	2	2									
Totals			27-60	8-18	17-21	13	19	32	17	79	12	11	3	14	200		

FG % 1st Half: 9-27 33.3% 2nd half: 18-33 54.5% Game: 27-60 45.0% Deadball Rebounds 1,1  
 3FG % 1st Half: 5-9 55.6% 2nd half: 3-9 33.3% Game: 8-18 44.4%  
 FT % 1st Half: 9-12 75.0% 2nd half: 8-9 88.9% Game: 17-21 81.0%

**Stetson 63 • 4-5 (1-1 A-Sun)**

#	Player	Total			3-Ptr			Rebounds			PF	TP	A	T	Blk	Stl	Min
		FG-FGA	FG-FGA	FT-FTA	FG-FGA	FG-FGA	FT-FTA	Off	Def	Tot							
24	Liam McInerney	f	2-3	1-1	0-0	0	3	3	0	5	2	4	0	1	26		
41	Adam Pegg	c	5-10	0-1	0-0	2	2	4	2	10	2	2	0	1	30		
11	Aaron Graham	g	3-8	2-6	2-3	0	4	4	4	10	3	1	0	1	34		
12	Joel Naburgs	g	2-7	2-4	4-7	1	4	5	3	10	4	5	1	0	35		
23	Chris Perez	g	6-10	0-1	0-1	2	1	3	5	12	0	0	0	2	21		
01	Dennis Diaz	g	1-3	0-2	0-0	0	1	1	2	2	0	2	0	1	14		
03	Willie Green	g	1-4	0-0	4-4	2	1	3	1	6	1	3	2	0	16		
21	Jermol Paul	g	1-2	0-0	0-0	1	0	1	1	2	0	0	0	0	9		
22	Tyshawn Patterson	g	2-3	0-0	2-2	1	3	4	2	6	2	3	0	0	15		
Team						2	1	3									
Totals			23-50	5-15	12-17	11	20	31	20	63	14	20	3	6	200		

FG % 1st Half: 13-28 46.4% 2nd half: 10-22 45.5% Game: 23-50 46.0% Deadball Rebounds 1,3  
 3FG % 1st Half: 4-8 50.0% 2nd half: 1-7 14.3% Game: 5-15 33.3%  
 FT % 1st Half: 5-6 83.3% 2nd half: 7-11 63.6% Game: 12-17 70.6%

Officials: Billy Dunlap, Marc Ellard, Freddie Williams  
 Technical fouls: USC Upstate-None. Stetson-None.  
 Attendance: 625

Score by periods	1st	2nd	Total
USC Upstate	32	47	79
Stetson	35	28	63

	In	Off	2nd	Fast	Bench
Points	Paint	T/O	Chance	Break	
USC Upstate	26	30	17	4	20
Stetson	32	10	8	16	

Last FG - UPST 2nd-00:01, STETSON 2nd-02:13.  
 Largest lead - UPST by 16 2nd-00:01, STETSON by 12 1st-05:54.

Score tied - 3 times.  
 Lead changed - 8 times.



Official Basketball Box Score -- Game Totals -- Final Statistics  
**Charleston Southern vs Stetson**  
 12/21/11 7:00 pm at DeLand, Fla. (Edmunds Center)



**Charleston Southern 88 • 7-4**

#	Player	Total			3-Ptr			Rebounds			PF	TP	A	T	Blk	Stl	Min
		FG-FGA	FG-FGA	FT-FTA	FG-FGA	FG-FGA	FT-FTA	Off	Def	Tot							
01	MARTIN, Kelvin	f	8-13	0-1	0-1	1	7	8	1	16	3	3	3	2	38		
23	MUO, Mathiang	f	1-10	0-3	0-0	3	4	7	2	2	1	2	1	2	38		
24	BOWEN, Cedrick	f	7-8	0-0	3-5	3	3	6	1	17	1	2	1	1	21		
00	HARPER, Arlon	g	3-8	3-4	2-2	0	4	4	4	11	1	2	0	3	21		
05	NIMLEY, Saah	g	8-14	3-7	4-6	0	2	2	2	23	12	6	0	0	33		
04	STRICKLAND, Sheldon	g	5-8	3-4	1-3	1	3	4	1	14	3	0	0	0	26		
12	DETER, Mitchell	g	0-0	0-0	0-0	0	0	0	0	0	0	0	0	0	2		
15	GOMBWER, Paul	g	2-5	0-0	1-2	2	1	3	4	5	1	1	0	3	21		
Team						1	2	3									
Totals			34-66	9-19	11-19	11	26	37	15	88	22	16	5	11	200		

FG % 1st Half: 15-35 42.9% 2nd half: 19-31 61.3% Game: 34-66 51.5% Deadball Rebounds 0,2  
 3FG % 1st Half: 2-8 25.0% 2nd half: 7-11 63.6% Game: 9-19 47.4%  
 FT % 1st Half: 5-9 55.6% 2nd half: 6-10 60.0% Game: 11-19 57.9%

**Stetson 81 • 4-6**

#	Player	Total			3-Ptr			Rebounds			PF	TP	A	T	Blk	Stl	Min
		FG-FGA	FG-FGA	FT-FTA	FG-FGA	FG-FGA	FT-FTA	Off	Def	Tot							
24	Liam McInerney	f	0-1	0-1	0-2	1	0	1	3	0	4	1	0	2	16		
41	Adam Pegg	c	4-11	1-2	0-0	2	4	6	3	9	1	3	1	0	20		
11	Aaron Graham	g	3-6	3-6	0-0	2	4	6	5	9	6	1	0	3	29		
12	Joel Naburgs	g	5-12	3-8	1-2	2	7	9	2	14	3	2	0	1	31		
23	Chris Perez	g	10-18	3-7	0-0	1	2	3	1	23	1	3	0	1	34		
01	Dennis Diaz	g	1-6	1-4	2-2	2	0	2	1	5	0	1	0	0	10		
02	Amara Thompson	g	2-5	0-1	1-2	1	0	1	2	5	0	4	0	1	9		
03	Willie Green	g	4-7	1-1	1-1	1	4	5	1	10	2	2	2	1	30		
21	Jermol Paul	g	1-2	1-1	1-2	0	2	2	4	4	2	1	0	0	13		
22	Tyshawn Patterson	g	0-0	0-0	2-2	0	2	2	0	2	4	2	1	0	8		
Team						1	1	2									
Totals			30-68	13-31	8-13	13	26	39	22	81	23	20	4	9	200		

FG % 1st Half: 13-30 43.3% 2nd half: 17-38 44.7% Game: 30-68 44.1% Deadball Rebounds 2,3  
 3FG % 1st Half: 7-14 50.0% 2nd half: 6-17 35.3% Game: 13-31 41.9%  
 FT % 1st Half: 7-11 63.6% 2nd half: 1-2 50.0% Game: 8-13 61.5%

Officials: Rick Crawford, Alfred W. Smith, Bruce Benedict  
 Technical fouls: Charleston Southern-None. Stetson-None.  
 Attendance: 1035

Score by periods	1st	2nd	Total
Charleston Southern	37	51	88
Stetson	40	41	81

	In	Off	2nd	Fast	Bench
Points	Paint	T/O	Chance	Break	
Charleston Southern	48	15	11	4	19
Stetson	32	11	5	14	26

Last FG - CSU 2nd-01:27, STETSON 2nd-00:26.  
 Largest lead - CSU by 7 2nd-00:11, STETSON by 13 1st-07:29.

Score tied - 6 times.  
 Lead changed - 4 times.



Official Basketball Box Score -- Game Totals -- Final Statistics  
**Stetson vs UCF**  
 12/29/11 7 p.m. at Orlando, Fla. (UCF Arena)



**Stetson 70 • 4-7**

#	Player	Total			3-Ptr			Rebounds			PF	TP	A	T	Blk	Stl	Min
		FG-FGA	FG-FGA	FT-FTA	FG-FGA	FG-FGA	FT-FTA	Off	Def	Tot							
24	Liam McInerney	f	0-4	0-1	2-2	3	2	5	4	2	2	0	2	0	27		
41	Adam Pegg	c	6-13	1-3	4-4	1	2	3	1	17	1	2	0	1	28		
11	Aaron Graham	g	3-9	2-6	6-7	2	0	2	3	14	2	1	0	2	24		
12	Joel Naburgs	g	4-8	2-6	0-0	2	2	4	4	10	2	1	0	0	25		
23	Chris Perez	g	6-17	1-5	2-3	2	0	2	4	15	2	2	0	3	35		
01	Dennis Diaz	g	0-2	0-0	0-0	0	1	1	0	0	1	1	0	0	8		
02	Amara Thompson	g	1-2	0-0	1-2	0	2	2	3	3	1	4	0	0	19		
03	Willie Green	g	3-6	1-2	0-0	1	3	4	3	7	3	2	3	0	23		
21	Jermol Paul	g	0-0	0-0	0-0	0	1	1	0	0	0	0	0	0	2		
22	Tyshawn Patterson	g	1-3	0-0	0-0	0	0	0	1	2	0	0	0	0	9		
Team						3	6	9									
Totals			24-64	7-23	15-18	14	19	33	23	70	14	13	5	6	200		

FG % 1st Half: 11-28 39.3% 2nd half: 13-36 36.1% Game: 24-64 37.5% Deadball Rebounds 1  
 3FG % 1st Half: 4-10 40.0% 2nd half: 3-13 23.1% Game: 7-23 30.4%  
 FT % 1st Half: 3-4 75.0% 2nd half: 12-14 85.7% Game: 15-18 83.3%

**UCF 80 • 9-3**

#	Player	Total			3-Ptr			Rebounds			PF	TP	A	T	Blk	Stl	Min
		FG-FGA	FG-FGA	FT-FTA	FG-FGA	FG-FGA	FT-FTA	Off	Def	Tot							
00	DAYS, Rod	f	0-2	0-2	0-0	0	2	2	2	0	0	1	0	0	13		
33	CLANTON, Keith	f	4-11	1-3	2-4	5	7	12	2	11	3	3	2	1	37		
24	CRITTLE, Josh	c	1-2	0-0	0-0	0	3	3	2	1	2	0	1	1	18		
05	JORDAN, Marcus	g	8-13	4-7	6-7	0	2	2	0	26	3	4	0	0	33		
32	SYKES, Isaiah	g	9-14	0-1	2-4	4	5	9	2	20	3	2	0	4	34		
01	SPURLOCK, Tristan	g	3-7	2-5	5-7	2	4	6	0	13	1	1	1	0	25		
10	McCOMBS, Dwight	g	0-1	0-0	0-0	1	1	2	0	0	0	0	2	0	10		
13	JORDAN, Jeff	g	1-1	0-0	0-3	0	0	0	2	2	1	0	0	0	16		
21	GAYNOR, P.J.	g	1-1	0-0	0-1	0	1	1	2	2	0	1	0	0	8		
22	WILSON, Kasey	g	2-4	0-1	0-0	0	1	1	1	4	0	0	0	0	6		
Team						3	2	5	</								





Official Basketball Box Score -- Game Totals -- Final Statistics  
**Stetson vs BELMONT**  
 1/14/12 7:15pm at Curb Event Center



**Stetson 71 • 7-10,4-3 A-SUN**

#	Player	Total		3-Ptr		Rebounds			PF	TP	A	TO	Blk	Stl	Min
		FG-FGA	FG-FGA	FT-FTA	Off	Def	Tot								
11	Aaron Graham	* 5-12	4-11	1-2	1	3	4	2	15	4	3	1	3	31	
12	Joel Naburgs	* 0-2	0-1	0-0	0	1	1	1	0	0	4	2	0	25	
23	Chris Perez	* 3-10	1-3	3-5	2	1	3	4	10	2	5	0	1	30	
24	Liam McInerney	* 3-6	3-6	0-0	1	3	4	2	9	3	3	1	0	25	
41	Adam Pegg	* 7-11	4-5	2-2	0	3	3	2	20	3	1	0	1	27	
01	Dennis Diaz	1-4	1-3	0-0	0	0	0	0	3	0	0	0	0	11	
02	Amara Thompson	1-2	1-2	0-0	1	0	1	1	3	0	3	0	0	16	
03	Willie Green	3-5	0-1	2-2	2	5	7	2	8	1	1	1	1	23	
21	Jermol Paul	0-0	0-0	0-0	0	0	0	1	0	0	0	0	1	5	
22	Tyshawn Patterson	1-2	1-1	0-0	0	1	1	3	3	1	0	0	1	7	
Team		2-0		2		2									
Totals		24-54	15-33	8-11	9	17	26	18	71	18	19	3	8	200	

FG % 1st Half: 9-25 36.0% 2nd half: 15-29 51.7% Game: 24-54 44.4% Deadball Rebounds 2  
 3FG % 1st Half: 7-16 43.8% 2nd half: 8-17 47.1% Game: 15-33 45.5%  
 FT % 1st Half: 6-9 66.7% 2nd half: 2-2 100.0% Game: 8-11 72.7%

**BELMONT 84 • 12-6, 5-1 A-SUN**

#	Player	Total		3-Ptr		Rebounds			PF	TP	A	TO	Blk	Stl	Min
		FG-FGA	FG-FGA	FT-FTA	Off	Def	Tot								
01	HANLEN, Drew	* 4-9	4-8	0-0	1	2	3	1	12	8	2	0	1	34	
03	JOHNSON, Kerron	* 5-11	0-2	9-11	2	1	3	0	19	8	1	1	3	30	
21	CLARK, Ian	* 4-9	1-5	0-0	0	5	5	2	9	3	2	0	0	27	
32	SAUNDERS, Scott	* 1-2	0-0	0-0	1	3	4	2	2	4	0	1	1	17	
34	HEDGEPEETH, Mick	* 11-12	0-0	2-2	4	3	7	1	24	0	1	1	0	26	
02	JENKINS, Blake	3-6	0-2	1-1	0	2	2	1	7	0	1	0	1	15	
14	MANN, JJ	1-4	0-3	3-4	0	1	1	1	5	0	0	0	3	18	
22	CHAMBERLAIN, Reece	0-0	0-0	0-0	0	0	0	0	0	1	0	0	1	4	
24	BARNES, Adam	0-0	0-0	0-0	0	0	0	2	0	0	1	0	0	6	
30	NOACK, Trevor	2-3	0-1	0-0	1	3	4	3	4	0	3	0	0	15	
45	BAKER, Brandon	1-3	0-1	0-0	1	1	2	1	2	0	0	0	0	8	
Team		3-1		4											
Totals		32-59	5-22	15-18	13	22	35	14	84	22	16	2	10	200	

FG % 1st Half: 12-27 44.4% 2nd half: 20-32 62.5% Game: 32-59 54.2% Deadball Rebounds 0  
 3FG % 1st Half: 2-11 18.2% 2nd half: 3-11 27.3% Game: 5-22 22.7%  
 FT % 1st Half: 3-4 75.0% 2nd half: 12-14 85.7% Game: 15-18 83.3%

Officials: Steve Pyatt, Jeff Smith, Marty McEachen  
 Technical fouls: Stetson-None. BELMONT-None.  
 Attendance: 2130

Score by periods	1st	2nd	Total
Stetson	31	40	71
BELMONT	29	55	84

Last FG - STETSON 2nd-00:26, BEL 2nd-01:19.  
 Largest lead - STETSON by 7 1st-07:05, BEL by 17 2nd-07:12.

Points	In	Off	2nd	Fast	Bench
STETSON	Paint	T/O	Chance	Break	
BEL	18	13	4	2	17
	50	24	13	8	18

Score tied - 4 times.  
 Lead changed - 6 times.



Official Basketball Box Score -- Game Totals -- Final Statistics  
**Stetson vs Lipscomb**  
 01/16/12 6:30 p.m. at Nashville, TN - Allen Arena



**Stetson 103 • 7-11, 4-4 A-Sun**

#	Player	Total		3-Ptr		Rebounds			PF	TP	A	TO	Blk	Stl	Min
		FG-FGA	FG-FGA	FT-FTA	Off	Def	Tot								
24	Liam McInerney	f 1-3	1-3	0-0	0	2	2	1	3	0	1	0	1	14	
41	Adam Pegg	f 10-19	0-3	8-11	5	9	14	4	28	4	1	0	1	38	
11	Aaron Graham	g 7-17	4-12	6-6	1	3	4	2	24	2	3	2	3	35	
12	Joel Naburgs	g 2-8	2-7	0-0	0	7	7	1	6	3	1	0	1	32	
23	Chris Perez	g 9-13	5-7	0-1	4	3	7	5	23	0	1	0	0	32	
01	Dennis Diaz	2-4	1-3	0-0	1	2	2	5	1	1	0	0	0	12	
02	Amara Thompson	1-4	0-0	6-10	1	2	3	4	8	5	5	0	1	22	
03	Willie Green	2-3	0-0	0-0	0	2	2	3	4	3	0	1	1	29	
21	Jermol Paul	0-1	0-1	2-2	1	0	1	3	2	0	0	0	0	2	
22	Tyshawn Patterson	0-2	0-1	0-0	1	1	2	0	0	2	1	0	0	9	
Team		0-2		2		2									
Totals		34-74	13-37	22-30	14	32	46	25	103	20	16	3	8	225	

FG % 1st Half: 13-35 37.1% 2nd half: 17-32 53.1% OT: 4-7 57.1% Game: 34-74 45.9% Deadball Rebounds 4  
 3FG % 1st Half: 5-15 33.3% 2nd half: 5-16 31.3% OT: 3-6 50.0% Game: 13-37 35.1%  
 FT % 1st Half: 8-8 100.0% 2nd half: 10-18 55.6% OT: 4-4 100.0% Game: 22-30 73.3%

**Lipscomb 104 • 9-10, 4-3 A-Sun**

#	Player	Total		3-Ptr		Rebounds			PF	TP	A	TO	Blk	Stl	Min
		FG-FGA	FG-FGA	FT-FTA	Off	Def	Tot								
05	ARNETT, Jacob	f 7-9	2-3	6-7	1	5	6	4	22	3	4	0	0	37	
15	GLENN, Justin	f 6-9	0-0	0-3	2	11	13	4	12	3	2	2	0	33	
04	ALEXANDER, Deonte	g 4-7	1-4	0-2	0	2	2	2	9	3	0	0	0	28	
10	BURGASON, Jordan	g 9-17	4-10	2-3	0	5	5	3	24	1	1	0	0	39	
22	SMITH, Damarius	g 2-6	1-1	0-3	3	1	4	4	5	4	2	0	2	30	
02	WILLIAMS, Zavion	8-13	0-2	4-8	1	1	2	5	20	3	3	0	1	25	
03	SANDERSON, Carter	0-0	0-0	0-0	0	0	0	0	0	0	0	0	0	2	
35	SMITH, Martin	0-4	0-1	0-0	1	2	3	1	0	0	0	0	1	15	
52	SMITH, Malcolm	2-3	0-0	0-0	0	0	0	4	0	0	0	0	0	2	
55	WILLIAMS, Marvin	3-6	0-0	2-2	1	3	4	1	8	0	2	0	1	14	
Team		2-2		2		2									
Totals		41-74	8-21	14-28	11	30	41	24	104	17	15	2	5	225	

FG % 1st Half: 17-32 53.1% 2nd half: 17-32 53.1% OT: 7-10 70.0% Game: 41-74 55.4% Deadball Rebounds 4  
 3FG % 1st Half: 2-7 28.6% 2nd half: 4-10 40.0% OT: 2-4 50.0% Game: 8-21 38.1%  
 FT % 1st Half: 5-7 71.4% 2nd half: 9-17 52.9% OT: 0-4 0.0% Game: 14-28 50.0%

Officials: Billy Dunlap, Patrick Evans, Tim Gattis  
 Technical fouls: Stetson-TEAM 2. Lipscomb-None.  
 Attendance: 1917

Score by periods	1st	2nd	OT	Total
Stetson	39	49	15	103
Lipscomb	41	47	16	104

Last FG - STETSON OT-00:21, LIP OT-00:03.  
 Largest lead - STETSON by 2 1st-17:06, LIP by 10 1st-10:30.

Score tied - 13 times.  
 Lead changed - 8 times.



Official Basketball Box Score -- Game Totals -- Final Statistics  
**FGCU vs Stetson**  
 01/20/12 7:00 pm at DeLand, FL (Edmunds Center)



**FGCU 92 • 9-10 (5-4 A-Sun)**

#	Player	Total		3-Ptr		Rebounds			PF	TP	A	TO	Blk	Stl	Min
		FG-FGA	FG-FGA	FT-FTA	Off	Def	Tot								
20	FIELER, Chase	f 1-4	0-3	2-3	0	4	4	4	4	5	1	0	0	28	
34	CANTINOL, Kevin	c 1-1	0-0	0-2	0	1	1	0	2	0	1	0	0	15	
02	THOMPSON, Bernard	g 5-7	0-1	0-0	0	3	3	3	10	3	1	0	2	18	
03	COMER, Brett	g 8-10	0-1	8-8	0	4	4	2	24	7	5	0	2	32	
25	BROWN, Sherwood	g 4-8	2-5	1-2	0	3	3	1	11	0	2	1	1	29	
01	HOLMES, Dante	5-6	2-2	2-3	0	4	4	4	14	3	2	0	1	29	
05	VARJDEL, Christophe	3-6	2-5	4-4	0	1	1	0	12	0	1	0	2	18	
15	CJVETICANIN, Filip	2-4	2-4	0-0	0	0	0	2	6	0	2	0	0	10	
23	MURRAY, Eddie	4-5	1-1	0-0	2	2	4	3	9	0	0	1	1	21	
Team		0-1		1											
Totals		33-51	9-22	17-22	2	23	25	19	92	18	15	2	9	200	

FG % 1st Half: 16-26 61.5% 2nd half: 17-25 68.0% Game: 33-51 64.7% Deadball Rebounds 3  
 3FG % 1st Half: 6-15 40.0% 2nd half: 3-7 42.9% Game: 9-22 40.9%  
 FT % 1st Half: 2-4 50.0% 2nd half: 15-18 83.3% Game: 17-22 77.3%

**Stetson 85 • 7-12 (4-5 A-Sun)**

#	Player	Total		3-Ptr		Rebounds			PF	TP	A	TO	Blk	Stl	Min
		FG-FGA	FG-FGA	FT-FTA	Off	Def	Tot								
24	Liam McInerney	f 1-1	1-1	0-0	3	0	3	5	3	1	0	0	1	12	
41	Adam Pegg	c 9-19	1-2	5-6	9	1	10	2	24	0	1	0	0	35	
02	Amara Thompson	g 2-3	0-0	0-1	3	2	5	3	4	4	4	0	0	27	
11	Aaron Graham	g 4-14	2-10	9-11	0	2	2	3	19	3	0	0	1	21	
12	Joel Naburgs	g 2-9	2-8	2-2	2	4	6</								



Official Basketball Box Score -- Game Totals -- Final Statistics  
**Mercer vs Stetson**  
 01/28/12 3:15 pm at DeLand, Fla. (Edmunds Center)



**Mercer 75 • 16-7 (8-2 A-Sun)**

#	Player	Total			3-Ptr			Rebounds			PF	TP	A	TO	Blk	Stl	Min
		FG	FGA	FT	FTA	Off	Def	Tot	Off	Def							
05	THOMAS, Bud	f	8-10	1-1	2-2	0	4	4	2	19	0	1	0	3	29		
15	CECIL, Justin	f	3-8	1-5	1-4	0	3	3	3	8	0	1	1	1	30		
20	GOLLON, Jakob	f	6-8	1-2	4-4	1	1	2	3	17	4	5	0	0	22		
50	COURSEY, Daniel	f	1-5	0-0	0-0	1	4	5	0	2	1	1	1	2	19		
21	HALL, Langston	g	1-4	1-3	2-4	1	2	3	1	5	9	5	0	0	33		
02	SMITH, Travis	g	5-6	3-4	0-1	1	1	2	2	13	3	1	0	3	25		
03	CANEVARI, Kevin	g	0-0	0-0	0-0	0	1	1	1	0	2	1	0	0	6		
14	HALLICE, T.J.	g	0-1	0-0	1-2	1	1	2	1	1	1	0	0	0	6		
22	MOTEN, Darius	g	1-1	0-0	0-0	0	0	0	0	2	0	1	0	0	2		
23	SMITH, Chris	g	1-1	0-0	2-3	0	2	2	1	4	2	0	0	0	11		
32	HARRIS, Shaquille	g	1-1	0-0	0-2	0	1	1	1	2	1	0	0	0	4		
45	BROWN, Monty	g	1-2	0-0	0-2	0	1	1	1	2	0	2	0	0	8		
50	LARSEN, Paul	g	0-1	0-0	0-0	0	1	1	3	0	0	1	0	0	5		
Team						0	1	1									
Totals			28-48	7-15	12-24	5	23	28	19	75	23	19	2	9	200		

FG % 1st Half: 16-29 55.2% 2nd half: 12-19 63.2% Game: 28-48 58.3%  
 3FG % 1st Half: 5-12 41.7% 2nd half: 2-3 66.7% Game: 7-15 46.7%  
 FT % 1st Half: 6-6 100.0 2nd half: 6-18 33.3% Game: 12-24 50.0%

**Stetson 64 • 7-14 (4-6 A-Sun)**

#	Player	Total			3-Ptr			Rebounds			PF	TP	A	TO	Blk	Stl	Min
		FG	FGA	FT	FTA	Off	Def	Tot	Off	Def							
24	Liam McInerney	f	2-3	2-3	0-0	2	0	2	3	6	1	1	2	1	24		
41	Adam Pegg	c	4-8	1-3	5-5	1	3	4	4	14	0	3	1	0	27		
11	Aaron Graham	g	4-12	2-8	2-2	0	3	3	5	12	1	4	0	4	33		
12	Joel Naburbs	g	4-8	1-5	5-5	1	4	5	1	14	5	1	0	1	35		
23	Chris Perez	g	5-13	1-4	3-4	1	4	5	4	14	0	3	0	0	24		
01	Dennis Diaz	g	0-2	0-2	0-0	0	0	0	4	0	1	2	0	2	10		
02	Amara Thompson	g	0-1	0-0	0-0	0	1	1	0	0	2	4	1	1	10		
03	Willie Green	g	0-2	0-1	2-3	2	4	6	0	2	1	1	2	0	27		
22	Tyshawn Patterson	g	1-2	0-1	0-0	0	0	0	1	2	1	2	0	1	10		
Team						1	2	3									
Totals			20-51	7-27	17-19	8	21	29	22	64	12	21	6	10	200		

FG % 1st Half: 8-18 44.4% 2nd half: 12-33 36.4% Game: 20-51 39.2%  
 3FG % 1st Half: 6-14 42.9% 2nd half: 1-3 7.7% Game: 7-27 25.9%  
 FT % 1st Half: 8-8 100.0 2nd half: 9-11 81.8% Game: 17-19 89.5%

Officials: Freddie Williams, Clyde Owens, Vladimir Voyard-Tadal  
 Technical fouls: Mercer-None. Stetson-None.  
 Attendance: 1929

Score by periods	1st	2nd	Total	In	Off	2nd	Fast	Bench
Mercer	43	32	75	32	13	2	2	24
Stetson	30	34	64	20	15	3	4	4

Last FG - MER 2nd-00:45, STETSON 2nd-00:02.  
 Largest lead - MER by 21 2nd-14:11, STETSON None.  
 Score tied - 0 times.  
 Lead changed - 0 times.



Official Basketball Box Score -- Game Totals -- Final Statistics  
**Kennesaw State vs Stetson**  
 01/30/12 7:00 pm at DeLand, Fla. (Edmunds Center)



**Kennesaw State 59 • 3-20, 0-11 A-Sun**

#	Player	Total			3-Ptr			Rebounds			PF	TP	A	TO	Blk	Stl	Min
		FG	FGA	FT	FTA	Off	Def	Tot	Off	Def							
02	Cummings, Markeith	f	8-16	1-3	2-4	2	3	5	3	19	3	4	1	1	36		
21	Anderson, Aaron	f	6-10	0-0	1-3	2	8	10	2	13	2	2	1	1	38		
03	Love, Delbert	g	4-11	2-4	2-2	1	2	3	3	12	3	2	0	1	37		
04	Henry, Romain	g	1-4	0-1	0-0	2	2	2	2	2	1	4	0	1	16		
05	Dixon, Spencer	g	3-13	0-7	0-0	1	0	1	1	6	7	3	0	4	37		
12	Sewell, Brandon	g	0-0	0-0	0-0	0	0	0	0	0	0	0	0	0	2		
23	Sabic, Mirza	g	1-3	1-2	0-0	2	0	2	1	3	0	1	0	1	15		
35	Oswain, Brandon	g	1-5	0-0	2-2	3	4	7	2	4	0	1	2	1	17		
45	Asemhen, Andrew	g	0-0	0-0	0-0	0	0	0	0	0	0	0	0	0	2		
Team						1	1	2									
Totals			24-62	4-17	7-11	12	20	32	14	59	16	17	4	10	200		

FG % 1st Half: 10-29 34.5% 2nd half: 14-33 42.4% Game: 24-62 38.7%  
 3FG % 1st Half: 2-8 25.0% 2nd half: 2-9 22.2% Game: 4-17 23.5%  
 FT % 1st Half: 0-2 0.0% 2nd half: 7-9 77.8% Game: 7-11 63.6%

**Stetson 75 • 8-14, 5-6 A-Sun**

#	Player	Total			3-Ptr			Rebounds			PF	TP	A	TO	Blk	Stl	Min
		FG	FGA	FT	FTA	Off	Def	Tot	Off	Def							
24	Liam McInerney	f	1-5	0-2	2-2	4	5	9	1	4	5	0	0	0	28		
41	Adam Pegg	c	4-14	0-1	1-2	5	7	12	5	9	1	6	2	3	27		
11	Aaron Graham	g	3-9	3-7	2-2	2	2	4	2	11	3	5	0	2	30		
12	Joel Naburbs	g	2-7	1-4	0-0	2	3	5	2	5	1	3	0	1	28		
23	Chris Perez	g	8-13	2-4	4-4	3	5	8	1	22	4	2	0	0	30		
01	Dennis Diaz	g	2-3	2-3	0-0	1	2	3	0	6	0	0	0	1	11		
02	Amara Thompson	g	0-0	0-0	1-4	0	0	0	1	1	5	1	0	0	9		
03	Willie Green	g	4-7	0-0	2-2	2	1	3	1	10	1	1	3	1	16		
21	Jermol Paul	g	1-5	0-1	0-0	3	3	3	1	2	0	0	0	0	6		
22	Tyshawn Patterson	g	2-5	1-3	0-0	0	1	1	0	5	2	0	0	1	15		
Team						0	1	1									
Totals			27-68	9-25	12-16	22	27	49	14	75	22	18	5	9	200		

FG % 1st Half: 17-41 41.5% 2nd half: 10-27 37.0% Game: 27-68 39.7%  
 3FG % 1st Half: 6-17 35.3% 2nd half: 3-8 37.5% Game: 9-25 36.0%  
 FT % 1st Half: 2-2 100.0 2nd half: 10-14 71.4% Game: 12-16 75.0%

Officials: Rick Crawford, Brian Shey, Steve Anderson  
 Technical fouls: Kennesaw State-None. Stetson-None.  
 Attendance: 1589

Score by periods	1st	2nd	Total	In	Off	2nd	Fast	Bench
Kennesaw State	22	37	59	32	22	9	10	7
Stetson	42	33	75	20	15	3	4	4

Last FG - KSU 2nd-01:47, STETSON 2nd-00:24.  
 Largest lead - KSU by 3 1st-15:52, STETSON by 24 2nd-15:11.  
 Score tied - 2 times.  
 Lead changed - 1 time.



Official Basketball Box Score -- Game Totals -- Final Statistics  
**Stetson vs North Florida**  
 02-04-12 7:00 pm at Jacksonville, Fla. - UNF Arena



**Stetson 96 • 8-15, 5-7 ASun**

#	Player	Total			3-Ptr			Rebounds			PF	TP	A	TO	Blk	Stl	Min
		FG	FGA	FT	FTA	Off	Def	Tot	Off	Def							
24	Liam McInerney	f	4-7	2-3	0-0	2	0	2	3	10	2	0	1	2	31		
41	Adam Pegg	c	3-8	0-2	0-0	0	1	1	4	6	1	0	1	0	18		
11	Aaron Graham	g	8-14	4-8	4-5	1	5	6	4	24	1	3	0	1	31		
12	Joel Naburbs	g	7-10	1-4	1-1	0	3	3	2	16	0	1	0	2	32		
23	Chris Perez	g	8-13	1-4	5-5	2	1	3	1	22	2	0	0	1	34		
01	Dennis Diaz	g	0-1	0-1	0-0	0	0	0	1	0	0	0	0	0	5		
02	Amara Thompson	g	0-2	0-0	0-0	0	0	0	1	0	0	2	0	0	7		
03	Willie Green	g	6-9	0-1	2-4	3	3	6	3	14	0	0	0	1	29		
21	Jermol Paul	g	0-0	0-0	0-0	0	0	0	0	0	0	0	0	0	3		
22	Tyshawn Patterson	g	0-4	0-1	4-4	1	1	2	3	4	1	2	0	1	10		
Team						2	1	3									
Totals			36-68	8-24	16-19	11	15	26	22	96	7	8	2	8	200		

FG % 1st Half: 19-34 55.9% 2nd half: 17-34 50.0% Game: 36-68 52.9%  
 3FG % 1st Half: 3-12 25.0% 2nd half: 5-12 41.7% Game: 8-24 33.3%  
 FT % 1st Half: 13-14 92.9% 2nd half: 3-5 60.0% Game: 16-19 84.2%

**North Florida 99 • 12-13, 6-6 ASun**

#	Player	Total			3-Ptr			Rebounds			PF	TP	A	TO	Blk	Stl	Min
		FG	FGA	FT	FTA	Off	Def	Tot	Off	Def							
21	DIAZ, Andy	f	8-9	0-0	0-3	2	1	3	0	16	0	0	0	0	23		
22	SAUEY, Matt	f	4-6	0-0	3-5	3											