



VS. FLAGLER (EX.) | OCT. 29 | 7:00 PM | EDMUNDS CENTER (DELAND, FLA.)



Day	Date	Opponent	Time/Result
Mon.	Oct. 29	FLAGLER (ex.)	7:00 pm
Fri.	Nov. 9	at Miami (ESPN3)	5:30 pm
Tue.	Nov. 13	FLORIDA A&M	7:00 pm
Mon.	Nov. 19	SOUTHEASTERN	7:00 pm
Mon.	Nov. 26	USF	7:00 pm
Wed.	Nov. 28	at VCU	7:30 pm
Mon.	Dec. 3	at Bethune-Cookman	7:00 pm
Thu.	Dec. 6	FAU	7:00 pm
Sun.	Dec. 9	FIU	2:00 pm
Sat.	Dec. 15	at Richmond	7:00 pm
Tue.	Dec. 18	at FAU	7:00 pm
Fri.	Dec. 21	at UCF (CSS)	7:00 pm
Mon.	Dec. 31	at Mercer *	4:30 pm
Wed.	Jan. 2	at Kennesaw State *	6:30 pm
Sat.	Jan. 5	NORTH FLORIDA *	3:15 pm
Mon.	Jan. 7	JACKSONVILLE *	5:15 pm
Thu.	Jan. 10	at ETSU *	7:00 pm
Sat.	Jan. 12	at USC Upstate *	5:00 pm
Thu.	Jan. 17	NORTHERN KENTUCKY *	7:00 pm
Sat.	Jan. 19	LIPSCOMB * (ESPN3)	3:15 pm
Fri.	Jan. 25	at FGCU * (CSS)	7:00 pm
Thu.	Jan. 31	at Jacksonville *	7:00 pm
Sat.	Feb. 2	at North Florida *	4:30 pm
Thu.	Feb. 7	USC UPSTATE *	7:00 pm
Sat.	Feb. 9	ETSU *	3:15 pm
Thu.	Feb. 14	at Lipscomb *	7:30 pm
Sat.	Feb. 16	at Northern Kentucky *	7:00 pm
Fri.	Feb. 22	FGCU * (CSS)	7:00 pm
Thu.	Feb. 28	KENNESAW STATE *	7:15 pm
Sat.	Mar. 2	MERCER *	3:15 pm
W-S	Mar. 6-9	A-Sun Tournament	TBA

\* Atlantic Sun Conference Contest

Home Games in ALL CAPS

All times Eastern

Schedule subject to change

### Stetson Athletic Communications

Dan Forcella - Assistant Director

Email: [dforcell@stetson.edu](mailto:dforcell@stetson.edu)

Office: (386) 822-8718

Cell: (207) 650-6790

Web: [www.GoHatters.com](http://www.GoHatters.com)

Twitter: @StetsonHatters, @StetsonMBB

Facebook: [Facebook.com/StetsonHatters](https://www.facebook.com/StetsonHatters)



#### STETSON HATTERS

Overall: 0-0  
 A-Sun: 0-0  
 Last: n/a  
 Streak: n/a  
 Coach: Casey Alexander  
 Overall: 9-20 (2nd)  
 at Stetson: same

#### Exhibition Game

Date: Oct. 29, 2012  
 Time: 7:00 pm ET  
 Location: DeLand, Fla.  
 Arena: Edmunds Center (4,000)  
 Video: HatterVision  
 Robbie Aaron (play-by-play)  
 Ryan Rouse (color)  
 Series: 4-0  
 Streak: W4  
 Last: 11/19/2004  
 at DeLand, Fla.  
 W, 63-51  
 Alexander vs. Flagler: n/a



#### FLAGLER SAINTS

Overall: 0-0  
 Peach Belt: 0-0  
 Last: n/a  
 Streak: n/a  
 Coach: Bo Clark  
 Overall: 441-295 (27th)  
 at Flagler: same

### STETSON SNAPSHOT

- Stetson returns all five starters from last season. Aaron Graham (29), Liam McInerney (29), Adam Pegg (29), Chris Perez (28), and Joel Naburgs (27) left only three starts for the rest of the team in 2011-12.
- The Hatters also return over 90 percent of their point production from last season. Led by Pegg's 14.9 points per game, Stetson's eight players who saw time last year averaged a combined 67.0 ppg over SU's 72.0 average on the season.
- Head Coach Casey Alexander and his staff is now in its second year together. The coaches and players have become much more comfortable with each other over the course of their first season, and are prepped to gain on last year's improvements.
- Stetson excelled in a number of statistical categories last season, recording five totals that ranked in the top three in the Atlantic Sun Conference. The Hatters led the league in defensive rebounds, were second in rebounds, assists, and three-pointers, and were third in free throw percent age.



### STETSON PROBABLE STARTERS

Pos.	No.	Name	Ht.	Wt.	Cl.	Hometown	PPG	RPG
G	4	Logan Irwin	5-10	170	Fr.	South Whitley, Ind.	-	-
G	12	Joel Naburgs	6-3	210	Sr.	Ringwood, Australia	9.2	5.0
G	23	Chris Perez	6-3	210	Jr.	Santiago, D.R.	13.5	4.5
F	3	Willie Green	6-6	200	Jr.	Orlando, Fla.	7.3	4.6
C	41	Adam Pegg	6-9	260	Sr.	Clearwater, Fla.	14.9	5.5
G	1	Dennis Diaz	6-3	185	So.	Deltona, Fla.	2.7	1.4
F	2	Leke Solanke	6-5	215	Fr.	Abeokuta, Nigeria	-	-
G	10	Hunter Miller	6-1	180	Jr.	Nashville, Tenn.	-	-
G	11	Aaron Graham	6-3	180	Jr.	Ft. Lauderdale, Fla.	12.7	4.3
G	14	Brian Pegg	6-7	205	Fr.	Clearwater, Fla.	-	-
G	22	Tanner Plemmons	6-1	190	Fr.	Franklin, N.C.	-	-
F	24	Liam McInerney	6-8	230	Sr.	Port Campbell, Australia	4.3	4.1
G	33	J.R. Weston	6-4	205	Sr.	Morral, Ohio	2.4	0.9
C	40	Kyle Sikora	7-0	245	So.	Key Largo, Fla.	-	-



VS. FLAGLER (EX.) | OCT. 29 | 7:00 PM | EDMUNDS CENTER (DELAND, FLA.)

**STATISTICAL COMPARISON**

	Category	
72.0	Scoring Offense	71.8
78.4	Scoring Defense	80.0
-6.4	Scoring Margin	-8.3
44.1	Field Goal Percentage	42.0
46.3	FG Percentage Defense	45.1
34.3	3-Pt FG Percentage	35.1
36.1	3-Pt FG Percentage Defense	34.8
69.5	Free Throw Percentage	65.4
36.5	Rebound Average	37.9
36.1	Opp. Rebound Average	39.6
+0.3	Rebound Margin	-1.6
15.0	Assists per game	14.7
17.7	Turnovers per game	16.9
13.8	Opp. Turnovers per game	14.0
-4.0	Turnover Margin	-2.9
0.8	Assist/Turnover Ratio	0.9
6.5	Steals per game	5.9
2.9	Blocks per game	3.6

**SERIES HISTORY**

Since it's an exhibition contest, this game won't count in the all-time series that Stetson currently leads 4-0 over Flagler. An NCAA Division II program, all four times the Saints have competed against the Hatters came between 1998 and 2004. The first tilt between the two teams was a 89-64 home victory for Stetson. In fact, all four games have been played at the Edmunds Center, including the most recent matchup, a 63-51 victory for Stetson to start the 2004-05 campaign. Last season, the Hatters defeated the Saints in an exhibition by a score of 90-72.

**SCOUTING THE SAINTS**

Flagler, an NCAA Division II program in the Peach Belt Conference, went 9-16 on the season last year and a difficult 2-15 in league contests. After winning six of their first seven games, the Saints suffered through an 11-game losing streak before winning three of their final seven tilts. Flagler returns three of their four double-digit scorers from a year ago, led by sophomore Matt Clark, who averaged 15.6 points per game on 75 three-pointers as a freshman.

**COMING UP NEXT**

After the exhibition game against Flagler, Stetson will begin preparing for the regular season opener at Miami on November 9. The Hatters will travel to take on the Hurricanes for a 5:30 pm game on ESPN3. After that Stetson will enjoy a three-game homestand at the Edmunds Center, playing host to Florida A&M (Nov. 13), Southeastern (Nov. 19), and USF (Nov. 26). The Hatters finish out the month on the road at VCU on Nov. 28.

**FOLLOW THE HATTERS**

**Twitter**

For up-to-the-minute Stetson Men's Basketball team news, including in-game updates, game notes, postgame stories, and video, follow @StetsonMBB on Twitter. For all Stetson Athletics news, follow @Stetson Hatters.

**Facebook**

Like us on Facebook, the official fan page of Stetson Athletics. Share your excitement for anything and everything Stetson Athletics with other Hatter fans. Comment on stories, photos, and more!

**YouTube**

Visit the StetsonHatters channel on YouTube for all of the latest video from Stetson Men's Basketball and Stetson Athletics.

**Hat-Alerts**

The Stetson University Department of Athletics has teamed up with TextCaster to launch a new text messaging communications service for its fans called "Hat-Alerts." It's a free service that sends text messages right to your phone. Hat-Alerts will broadcast score updates, athletics news, ticket information, promotions, and even weather delays.

**GOHATTERS.COM**

For all the latest Stetson Men's Basketball news, scores, statistics, and records, visit the official website of Stetson Athletics at [www.GoHatters.com](http://www.GoHatters.com). Find links to live stats, game broadcasts, postgame stories and video all at the click of a mouse.

**WE ARE "THE HATTERS"**

The unlikely combination of a famous hat manufacturer and a university getting together produced a novel nickname for Stetson University. The athletic teams are called "Hatters," reflecting the University's association with John B. Stetson, maker of the well-known Stetson hats. It all started back in 1883 when Henry DeLand founded the DeLand Academy. Three years later, after a disastrous freeze affected the citrus industry and left Mr. DeLand in financial trouble, Mr. Stetson, who had a winter home in DeLand, became interested in the school. When, at Mr. DeLand's request, Mr. Stetson was made chairman of the Board of Trustees in 1889, the school was renamed in his honor. Stetson University fielded the first football team in Florida in 1901, and the nickname "Hatter" was used then and is still used today.

**LOOKING FOR SUCCESS IN-STATE**

The Hatters will face 11 in-state schools in a total of 15 games during the 2012-13 season, not counting the exhibition against Flagler. Stetson has an all-time record of 149-172 against those in-state foes, with the Hatters biggest advantages being a 6-1 mark over Florida A&M and a 19-6 record against Bethune-Cookman. The only opponent within the state of Florida this season that Stetson has never played is Southeastern.

**STARTERS RETURN**

Stetson returns all five starters from a year ago. Seniors Adam Pegg (29 starts), Liam McInerney (29 starts), and Joel Naburgs (27 start), as well as junior Aaron Graham (29 starts) and Chris Perez (28 starts) were responsible for all but three starts on the season for Stetson in 2011-12.

**PLENTY OF POINT PRODUCTION**

The Hatters return over 90 percent of their point production from last season. The eight Stetson players who saw action last year combined for 67.0 out of the team's 72.0



VS. FLAGLER (EX.) | OCT. 29 | 7:00 PM | EDMUNDS CENTER (DELAND, FLA.)

points per game in 2011-12. The Hatters' six leading scorers (Adam Pegg, Chris Perez, Aaron Graham, Joel Naburgs, Willie Green, and Liam McInerney) all return to the fold for Stetson in 2012-13.

YEAR UNDER THE BELTS

Head Coach Casey Alexander and his staff are entering their second season with the Hatters in 2012-13. While the team saw many improvements in the group's first year in DeLand, the experience gained through 2011-12 can only help everyone involved to become more comfortable and better equipped to succeed in this second season under Coach Alexander.

ON THE ROAD AGAIN

Stetson plays eight of its first 13 games on the road, beginning with the November 9 season-opener at Miami. Amidst the first run of games away from home is a span of five straight road contests through the middle of December and into the New Year. Stetson will play Richmond, FAU, UCF, Mercer, and Kennesaw State during that span.

RICHES OF RICHMOND

As one of the Hatters' longest trips of the season, Stetson will make its way to Richmond, Virginia not once but twice this season. Only 18 days apart, the Hatters play at Virginia Commonwealth on November 28 and then head back to the "Mother of Presidents" to challenge Richmond on December 15.

NEW LOOK LEAGUE

With Belmont departing the Atlantic Sun Conference for the OVC, there will be a number of teams hopeful to take the Bruins' spot at the top of the league for the past two seasons. Northern Kentucky, formerly an NCAA Division II institution, takes Belmont's place for the 2012-13 season.

OH BROTHER

Of all the 347 schools with NCAA Division I men's basketball programs, only 19 have a pair of brothers playing for their team. Senior Adam Pegg and freshman Brian Pegg are among those lucky tandems to play intercollegiate basketball with their brother. The Peggs are joined in the Atlantic Sun by freshmen twins Jacob and Justin Rossi. There are six pairs of twins of the 19, and Adam and Brian are the only brothers playing on a team in the state of Florida.

CAREER RECORDS WATCH

3-POINT FIELD GOALS

3-FG Made

Table with 2 columns: Points, Name (Year-Range). Includes Kerry Blackshear (1992-96), AJ Smith (2006-10), Derrick DeWitt (1999-04), Anthony Register (2002-06), Garrett Davis (1995-99), Mark Brisker (1990-92), Kris Thomas (2005-09), Ravii Givens (1999-03), Joel Naburgs (2009-present), Ehren Wallhoff (1991-95).

3-FG Attempted

Table with 2 columns: Points, Name (Year-Range). Includes AJ Smith (2006-10), Kerry Blackshear (1992-96), Derrick DeWitt (1999-04), Ravii Givens (1999-03), Kris Thomas (2005-09), Anthony Register (2002-06), Mark Brisker (1990-92), Joel Naburgs (2009-present), Garrett Davis (1995-99), Ehren Wallhoff (1991-95), Kenneth Johnson (1995-99).

THREE POINT RANGE

Joel Naburgs is climbing the charts within the Stetson record books. He is currently ninth all-time in career three-pointers made with 125, and eighth in Hatter history for career three-pointers attempted with 370. Aaron Graham, meanwhile, made the second most threes ever in a season at Stetson last season (68).

HATTERS ON TELEVISION

Stetson is scheduled to appear on television five times in the 2012-13 regular season, beginning with the season-opener at Miami on November 9. The Hatters will take on the Hurricanes on ESPN3 at 5:30 pm. SU will also play a pair of games against Florida Gulf Coast and a road tilt at UCF on CSS. Stetson's men's

AT THE EDMUNDS CENTER

The Stetson men's basketball team has called the J. Ollie Edmunds Center home since 1974, but the Hatters have been anything but gracious hosts to their opponents. For the past 38 years, the Hatters have won 65.3 percent of their home games, posting a 340-181 all-time record.

Table with 3 columns: Year, W-L, Pct. Lists season-by-season records from 1974-75 to 2011-12, plus a Total row showing 340-181 and .653.



VS. FLAGLER (EX.) | OCT. 29 | 7:00 PM | EDMUNDS CENTER (DELAND, FLA.)

ATLANTIC SUN STANDINGS

Team	A-Sun	Overall
ETSU	0-0	0-0
FGCU	0-0	0-0
Jacksonville	0-0	0-0
Kennesaw State	0-0	0-0
Lipscomb	0-0	0-0
Mercer	0-0	0-0
North Florida	0-0	0-0
Northern Kentucky <sup>^</sup>	0-0	0-0
Stetson	0-0	0-0
USC Upstate	0-0	0-0

<sup>^</sup> ineligible for postseason play

ATLANTIC SUN PRESEASON

Preseason Coaches Poll

- 1. Mercer (6) 95
  - 2. USC Upstate (3) 89
  - 3. Florida Gulf Coast 75
  - 4. North Florida (1) 70
  - 5. ETSU 54
  - 6. Stetson 48
  - 7. Jacksonville 42
  - 8. Lipscomb 35
  - 9. Kennesaw State 22
  - 10. Northern Kentucky 16
- Tournament Champion: Mercer (6)

Preseason Media Poll

- 1. Mercer (18) 260
  - 2. USC Upstate (4) 228
  - 3. Florida Gulf Coast (3) 198
  - 4. ETSU (1) 180
  - 5. North Florida (1) 167
  - 6. Stetson 113
  - 7. Jacksonville 111
  - 8. Lipscomb 108
  - 9. Kennesaw State 61
  - 10. Northern Kentucky 59
- Tournament Champion: Mercer (15)

Preseason All-Conference Team

G	Sherwood Brown	Sr.	Florida Gulf Coast
F	Torrey Craig	Jr.	USC Upstate
G	Markeith Cummings	Sr.	Kennesaw State
F	Jakob Gollon	Jr.	Mercer
G	Jerron Granberry	Sr.	North Florida
G	Ty Greene	So.	USC Upstate
G	Langston Hall	Jr.	Mercer
C	Adam Pegg	Sr.	Stetson
F	Glenn Powell	Sr.	Jacksonville
G	Parker Smith	Sr.	North Florida

Player of the Year: Torrey Craig, USC Upstate  
Defensive Player of the Year: Daniel Coursey, Mercer

and women's teams will also be part of a televised (ESPN3) doubleheader against Lipscomb on January 19.

INTERNATIONAL FLAVOR

This year's Stetson squad features a quartet of players who hail from overseas. The senior class duo of Joel Naburgs and Liam McInerney are both natives of Australia, junior Chris Perez calls the Dominican Republic home, and freshman Leke Solanke comes to Florida from Nigeria.

NEW ADDITIONS

While the Hatters have plenty of experience on this year's roster, there are also a number of new faces on the roster. Four freshmen are on the 2012-13 roster looking to help Stetson improve on last year's 9-20 campaign. Logan Irwin of South Whitley, Indiana, Brian Pegg of Clearwater, Florida, Tanner Plemmons of Franklin, North Carolina, and Leke Solanke of Abeokuta, Nigeria are all true freshmen this season. Also new, but unable to compete due to transfer rules, is sophomore Kyle Sikora. The 7-0 center transferred from Oakland. Hunter Miller had to sit out last season after transferring to Stetson from FGCU, and will be able to compete as a junior in 2012-13.

STETSON SELECTED SIXTH IN A-SUN POLL

After just missing out on the conference tournament last season, the Atlantic Sun Conference coaches picked the Hatters to make the tournament in its annual preseason poll this fall. Stetson was selected sixth out of the 10 teams in the conference, placing ahead of Jacksonville, Lipscomb, Kennesaw State, and Northern Kentucky in both the coaches and media poll.

PEGG PICKED AS PRESEASON ALL-CONFERENCE

Adam Pegg was one of just 10 players in the Atlantic Sun Conference to earn Preseason All-Conference honors this fall. He was one of six senior on the list, but the only center among six guards and three forwards.

SECOND TEAM ALL-CONFERENCE FOR ADAM PEGG IN 2011-12

In just his first season of competition with the Hatters, Adam Pegg was rewarded for his play with a Second Team All-Atlantic Sun nod at the end of the 2011-12 season. The Stetson center led the Hatters with 14.9 points and 5.5 rebounds per game as a junior.

TRIO OF TOP TEN SCORERS

Stetson was the only team in the Atlantic Sun Conference with a trio of players in the top 10 in the league in scoring. Adam Pegg was tied for third with 14.9 points per game, Chris Perez was seventh with 13.5 points per game, and Aaron Graham was 10th with 12.7 points per game. Those three only improved on their marks in league games, increasing their conference ranks to third, sixth, and ninth, respectively.

NEWCOMERS OF THE WEEK IN 2011-12

With a healthy crop of new players last season, Stetson's Adam Pegg and Chris Perez combined for three A-Sun Newcomer of the Weeks honors in 2011-12. Pegg earned the accolades twice, while Perez was honored by the league once in his first season of competition with the Hatters.



THE LAST TIME...

Team

Scored 90 points

93 vs. Belmont, 2/13/12 (L, 93-106)

Scored 100 points

103 at Lipscomb, 1/16/12 (L, 103-104)

Scored 110 points

\*143 vs. Saint Leo, 11/30/91 (W, 143-125)

Scored less than 50 points

45 at Savannah State, 1/23/12 (L, 45-75)

Scored less than 40 points

38 at Florida State, 11/18/09 (L, 38-80)

Scored less than 20 points in a half

19 at ETSU, 2/23/12 (L, 56-72)

Scored less than 15 points in a half

13 at Savannah State, 1/23/12 (L, 45-75)

Allowed 90 points

90 at USC Upstate, 2/25/12 (L, 72-90)

Allowed 100 points

106 vs. Belmont, 2/13/12 (L, 93-106)

Allowed 110 points

111 vs. FGCU, 1/25/11 (L, 103-111 [3ot])

Allowed 120 points

125 vs. Saint Leo, 11/30/91 (W, 143-125)

Allowed less than 50 points

39 vs. Kennesaw State, 2/14/09 (W, 59-39)

Allowed less than 20 points in a half

19 vs. Jacksonville, 2/26/11 (W, 70-62)

Won by 20 points

20 vs. Kennesaw State, 2/14/09 (W, 59-39)

Won by 30 points

45 vs. Webber International, 12/17/08 (W, 80-35)

Won by 40 points

45 vs. Webber International, 12/17/08 (W, 80-35)

Lost by 20 points

30 at Savannah State, 1/23/12 (L, 45-75)

Lost by 30 points

30 at Savannah State, 1/23/12 (L, 45-75)

Lost by 40 points

42 at Florida State, 11/18/09 (L, 38-80)

Shot 50% from floor

56.3 at FGCU, 2/17/12 (W, 86-80)

Shot 60% from floor

60.0 at USC Upstate, 1/8/11 (W, 74-71)

Allowed 50% shooting from floor

57.8 vs. Belmont, 2/13/12 (L, 93-106)

Allowed 60% shooting from floor

60.7 at North Florida, 2/4/12 (L, 96-99)

Shot 90% from FT line

90.5 at Florida A&M, 11/14/11 (W, 78-60)

Shot less than 50% from FT line

44.4 vs. Belmont, 2/13/12 (L, 93-106)

Shot less than 40% from FT line

25.0 vs. USC Upstate, 2/4/11 (L, 59-72)

Made 20 FTs

24 vs. Lipscomb, 2/11/12 (L, 91-99 [ot])

Made 30 FTs

32 vs. Florida Atlantic, 11/16/07 (L, 62-68)

Made 15 3PFGs

15 vs. Belmont, 2/13/12 (L, 93-106)

Did not hit a 3PFG

at Colorado State, 12/28/04

Did not hit a 3PFG in a half

at Savannah State, 1/23/12

Had 50 rebounds

54 vs. Florida A&M, 11/14/11 (W, 78-60)

Had 20 assists

22 at FGCU, 2/17/12 (W, 86-80)

Had 10 steals

10 vs. Mercer, 1/28/12 (L, 64-75)

Had 15 steals

18 vs. Palm Beach Atlantic, 11/20/06 (W, 80-63)

Had 8 blocks

8 vs. Campbell, 2/17/11 (L, 61-64)

Won nine in a row

2/6/06-3/2/06

Lost ten in a row

11/18/05-12/27/05

Defeated ranked opponent

#17 New Mexico, 2/2/74 (W, 67-65)

Lost to Division II or lower

Palm Beach Atlantic, 11/26/10 (L, 55-61)

Won an overtime game

vs. Lipscomb, 1/31/09 (W, 85-81 [ot])

Lost an overtime game

vs. Lipscomb, 2/11/12 (L, 91-99 [ot])

Played two overtimes

vs. FGCU, 1/25/11 (L, 103-111 [3ot])

Played three overtimes

vs. FGCU, 1/25/11 (L, 103-111 [3ot])

Had two Hatters with 20 points

Aaron Graham (24) and Chris Perez (22) at North Florida, 2/4/12

Had three Hatters with 20 points

Adam Pegg (28), Aaron Graham (24), and Chris Perez (23) at Lipscomb, 1/16/12

Had five Hatters in double figures

Willie Green (10), Aaron Graham (19), Joel Naburgs (15), Chris Perez (12), and Adam Pegg (23) at FGCU, 2/17/12

Had two Hatters record double-doubles

Individual

Scored 25 points

Adam Pegg (31) vs. Belmont, 2/13/12

Scored 30 points

Adam Pegg (31) vs. Belmont, 2/13/12

Scored 35 points

Jason Alexander (36) vs. FIU, 2/24/96

Scored 40 points

Scored 20 points in two straight

Adam Pegg vs. Belmont (31), 2/13/12, at FGCU (23), 2/17/12

Scored 20 points in three straight

Adam Pegg at Belmont (20), 1/14/12, at Lipscomb (28), 1/16/12, vs. FGCU (24), 1/20/12

Scored 20 points in four straight (5)

Garfield Blair vs. Savannah State (20), 2/12/09, vs. Kennesaw State (22), 2/14/09, vs. Mercer (24), 2/16/09, at North Florida (26), 2/21/09, at Jacksonville (23), 2/23/09

Made 5 three-pointers

Adam Pegg (5) vs. Belmont, 2/13/12

Made 6 three-pointers

Brandon Williams (6) at Lipscomb, 1/2/10

Made 10 FTs

Joel Naburgs (10) vs. Lipscomb, 1/3/11

Recorded 10 rebounds

Chris Perez (11) vs. Lipscomb, 2/11/12

Recorded 15 rebounds

Garfield Blair (16) vs. Mercer, 2/16/09

Recorded 20 rebounds

Randy Anderson (20) vs. Centenary, 1/15/87

Was perfect from field (min. 5 att.)

Kris Thomas (7-7) vs. FGCU, 2/23/08

Was perfect from FT line (min. 10 att.)

Joel Naburgs (10-10) vs. Lipscomb, 1/3/11

Recorded 10 assists

Alexis McMillan (13) vs. Florida Atlantic, 2/23/02

Recorded 5 steals

Liam McInerney (5) vs. North Florida, 1/9/12

Recorded 5 blocks

Chad Lambert (5) vs. College of Charleston, 2/10/96

Had a double-double (pts/reb)

Adam Pegg (24 pts/10 reb) vs. FGCU, 1/20/12

Had a double-double (pts/ast)

Alexis McMillan (17 pts/13 ast) vs. Florida Atlantic, 2/23/02

Had a 20-10 game

Adam Pegg (24 pts/10 reb) vs. FGCU, 1/20/12

Had a 20-15 game

Garfield Blair (24 pts/16 reb) vs. Mercer, 2/16/09

Had a 30-10 game

E.J. Gordon (30 pts/15 reb) vs. Florida Atlantic, 2/12/05

Had a 30-15 game

E.J. Gordon (30 pts/15 reb) vs. Florida Atlantic, 2/12/05

Had a triple-double

never

Played a complete game

Luis Jacobo (40) vs. Jacksonville, 2/26/11

\* Stetson record

2012-13 TRENDS

Winning opening tip	0-0
Losing opening tip	0-0
SU scores first	0-0
Opponent scores first	0-0
Leading at halftime	0-0
Trailing at halftime	0-0
Tied at halftime	0-0
Leading with five minutes left	0-0
Trailing with five minutes left	0-0
Tied with five minutes left	0-0
Leading with two minutes left	0-0
Trailing with two minutes left	0-0
Tied with two minutes left	0-0
Overtime	0-0
Games decided by three or less	0-0
Games decided by 4-10 points	0-0
Games decided by 11-20 points	0-0
Games decided by 21+	0-0
SU shoots 50% or better	0-0
SU shoots lower than 40%	0-0
Opponent shoots 50% or better	0-0
Opponent shoots lower than 40%	0-0
SU outshoots opponent	0-0
SU outshot by opponent	0-0
SU scores 70 or more	0-0
SU scores less than 70	0-0
SU scores 80 or more	0-0
SU scores 90 or more	0-0
Opponent scores 70 or more	0-0
Opponent scores less than 70	0-0
Opponent scores 80 or more	0-0
Opponent scores 90 or more	0-0
Makes more 3PFG than opponent	0-0
Makes less 3PFG than opponent	0-0
3PFG are equal	0-0
Outrebounds opponent	0-0
Outrebounded by opponent	0-0
Rebounds are equal	0-0
Playing on TV	0-0
Playing on weekday	0-0
Playing on weekend	0-0
Tip before 6 p.m. (afternoon)	0-0
Tip after 6 p.m. (evening)	0-0
In November	0-0
In December	0-0
In January	0-0
In February	0-0
In March	0-0
Home	0-0
Neutral	0-0
Away	0-0



VS. FLAGLER (Ex.) | OCT. 29 | 7:00 PM | EDMUNDS CENTER (DELAND, FLA.)



# DENNIS DIAZ

GUARD • SOPHOMORE • 6-3 • 185  
 DELTONA, FLORIDA  
 DELAND HIGH SCHOOL

## NEWS AND NOTES

- Appeared in all 29 games as a freshman in 2011-12.
- Scored a season-high nine points against Florida (11/28).
- First career start came against ETSU (12/01).

## GAME-BY-GAME

Opponent	Date	gs	min	Total		3-Pointers		Free throws		Rebounds				Other						
				fg-fga	pct	3fg-fga	pct	ft-fa	pct	off	def	tot	avg	pf	a	t/o	blk	stl	pts	avg
BETHUNE-COOKMAN	11/11/11	16	3-4	.750	0-1	.000	0-0	.000	0	3	3	3.0	1	2	2	0	0	6	6.0	
at Florida A&M	11/14/11	12	2-4	.500	1-2	.500	0-0	.000	0	3	3	3.0	1	0	2	0	1	5	5.5	
at Florida State	11/16/11	11	1-2	.500	1-2	.500	0-0	.000	0	0	0	2.0	1	0	1	0	1	3	4.7	
SAINT LEO	11/19/11	19	2-5	.400	1-3	.333	0-0	.000	2	3	5	2.8	2	4	1	1	0	5	4.8	
at Charleston Southern	11/21/11	9	1-2	.500	1-2	.500	0-0	.000	0	2	2	2.6	0	0	1	0	0	3	4.4	
vs Florida	11/28/11	17	3-5	.600	1-3	.333	2-2	1.000	1	2	3	2.7	1	1	4	0	0	9	5.2	
ETSU	12/01/11	11	0-2	.000	0-2	.000	0-0	.000	0	1	1	2.4	0	3	2	0	0	0	4.4	
at Indiana	12/04/11	3	0-0	.000	0-0	.000	0-0	.000	0	0	0	2.1	0	0	0	0	0	0	3.9	
USC UPSTATE	12/17/11	14	1-3	.333	0-2	.000	0-0	.000	0	1	1	2.0	2	0	2	0	1	2	3.7	
CHARLESTON SOUTHER	12/21/11	10	1-6	.167	1-4	.250	2-2	1.000	2	0	2	2.0	1	0	1	0	0	5	3.8	
at UCF	12/29/11	8	0-2	.000	0-0	.000	0-0	.000	0	1	1	1.9	0	1	1	0	0	0	3.5	
vs James Madison	12/30/11	13	1-2	.500	0-1	.000	0-0	.000	1	0	1	1.8	2	0	2	0	0	2	3.3	
at Kennesaw State	01/02/12	4	1-3	.333	1-2	.500	0-0	.000	1	0	1	1.8	0	0	2	0	0	3	3.3	
at Mercer	01/04/12	8	1-2	.500	1-2	.500	0-0	.000	0	0	0	1.6	2	1	0	0	0	3	3.3	
JACKSONVILLE	01/07/12	6	0-0	.000	0-0	.000	0-0	.000	0	0	0	1.5	1	0	0	0	0	0	3.1	
NORTH FLORIDA	01/09/12	5	0-0	.000	0-0	.000	0-0	.000	0	0	0	1.4	0	0	1	0	0	0	2.9	
at Belmont	01/14/12	11	1-4	.250	1-3	.333	0-0	.000	0	0	0	1.4	0	0	0	0	0	3	2.9	
at Lipscomb	01/16/12	12	2-4	.500	1-3	.333	0-0	.000	1	1	2	1.4	2	1	1	0	0	5	3.0	
FGCU	01/20/12	8	0-2	.000	0-2	.000	1-2	.500	0	0	0	1.3	1	1	2	0	1	1	2.9	
at Savannah State	01/23/12	11	0-2	.000	0-1	.000	2-4	.500	1	2	3	1.4	2	0	1	0	1	2	2.9	
MERCER	01/28/12	10	0-2	.000	0-2	.000	0-0	.000	0	0	0	1.3	4	1	2	0	2	0	2.7	
KENNESAW STATE	01/30/12	11	2-3	.667	2-3	.667	0-0	.000	1	2	3	1.4	0	0	0	0	1	6	2.9	
at North Florida	02/04/12	5	0-1	.000	0-1	.000	0-0	.000	0	0	0	1.3	1	0	0	0	0	0	2.7	
at Jacksonville	02/06/12	6	0-1	.000	0-1	.000	0-0	.000	0	0	0	1.3	5	1	2	0	0	0	2.6	
LIPSCOMB	02/11/12	21	3-7	.429	1-4	.250	0-0	.000	1	3	4	1.4	5	3	1	0	1	7	2.8	
BELMONT	02/13/12	7	1-2	.500	1-1	1.000	0-0	.000	1	1	2	1.4	1	1	2	0	0	3	2.8	
at FGCU	02/17/12	9	0-0	.000	0-0	.000	0-0	.000	0	0	0	1.4	1	0	1	0	0	0	2.7	
at ETSU	2/23/12	11	1-2	.500	1-2	.500	0-0	.000	0	2	2	1.4	1	0	0	0	0	3	2.7	
at USC Upstate	02/25/12	14	1-4	.250	0-3	.000	1-1	1.000	1	1	2	1.4	1	0	2	0	1	3	2.7	
Totals		1	302	28-76	.368	15-52	.288	8-11	.727	13	28	41	1.4	38	20	36	1	10	79	2.7

## CAREER HIGHS

Pts	9	Florida	11/28/11
FG	3 (3x)	last: Lipscomb	2/11/12
FGA	7	Lipscomb	2/11/12
3FG	2	Kennesaw State	1/30/12
3FGA	4 (2x)	last: Lipscomb	2/11/12
FT	2 (3x)	last: Savannah State	1/23/12
FTA	4	Savannah State	1/23/12
Reb	5	Saint Leo	11/19/11
Ast	4	Saint Leo	11/19/11
TO	4	Florida	11/28/11
Blk	1	Saint Leo	11/19/11
Stl	2	Mercer	1/28/12

## SEASON HIGHS

Pts	
FG	
FGA	
3FG	
3FGA	
FT	
FTA	
Reb	
Ast	
TO	
Blk	
Stl	

## MISCELLANEOUS

	Season	Career
Double Figure Pts	-	-
Double Figure Rebs	-	-
20+ Pts	-	-
Double-Doubles	-	-
5+ Asts	-	-
3+ 3PG	-	-
3+ Blks	-	-
Starts	-	1

## CAREER STATISTICS

Season	gp-gs	min/avg	Total		3-Point		F-Throws		Rebounds				Scoring							
			fg-fga	pct	fg-fga	pct	ft-fa	pct	off	def	tot	avg	pf	fo	ast	to	blk	stl	pts	avg
2011-12	29-1	302/10.4	28-76	.368	15-52	.288	8-11	.727	13	28	41	1.4	38	2	20	36	1	10	79	2.7
TOTAL	29-1	302/10.4	28-76	.368	15-52	.288	8-11	.727	13	28	41	1.4	38	2	20	36	1	10	79	2.7



VS. FLAGLER (EX.) | OCT. 29 | 7:00 PM | EDMUNDS CENTER (DELAND, FLA.)



# LEKE SOLANKE

FORWARD • FRESHMAN • 6-5 • 215  
ABEOKUTA, NIGERIA  
MARQUETTE CATHOLIC HS

## NEWS AND NOTES

- Has a measured vertical leap of 40 inches.
- Did not start playing basketball until the age of 12.
- Older brother Olumide is a center at Detroit.

## GAME-BY-GAME

## CAREER HIGHS

Pts  
FG  
FGA  
3FG  
3FGA  
FT  
FTA  
Reb  
Ast  
TO  
Blk  
Stl

## SEASON HIGHS

Pts  
FG  
FGA  
3FG  
3FGA  
FT  
FTA  
Reb  
Ast  
TO  
Blk  
Stl

## MISCELLANEOUS

	Season	Career
Double Figure Pts	-	-
Double Figure Rebs	-	-
20+ Pts	-	-
Double-Doubles	-	-
5+ Asts	-	-
3+ 3PFG	-	-
3+ Blks	-	-
Starts	-	-

## CAREER STATISTICS

--



VS. FLAGLER (Ex.) | OCT. 29 | 7:00 PM | EDMUNDS CENTER (DELAND, FLA.)



# WILLIE GREEN

FORWARD • JUNIOR • 6-6 • 200  
 ORLANDO, FLORIDA  
 DAYTONA STATE/WKU/OLYMPIA HS

## CAREER HIGHS

Pts	17 (2x)	last: Lipscomb	2/11/12
FG	7	North Florida	1/9/12
FGA	9 (4x)	last: Lipscomb	2/11/12
3FG	1 (3x)	last: Jacksonville	1/7/12
3FGA	2 (3x)	last: Jacksonville	1/7/12
FT	7	Lipscomb	2/11/12
FTA	9	Lipscomb	2/11/12
Reb	10	North Florida	1/9/12
Ast	3 (4x)	last: Lipscomb	1/16/12
TO	3 (6x)	last: Jacksonville	2/6/12
Blk	3 (2x)	last: Kennesaw State	1/30/12
Stl	1 (10x)	last: Lipscomb	2/11/12

## NEWS AND NOTES

- Appeared in all 29 game, scoring 7.3 points per game in first year at Stetson.
- Recorded a 17 point, 10 rebound double-double against North Florida (1/9/12)
- Led the Hatters with 39 blocks in 2011-12.

## GAME-BY-GAME

Opponent	Date	qs	min	Total		3-Pointers		Free throws		Rebounds				pf	a	t/o	blk	stl	pts	avg
				fg-fga	pct	3fg-fga	pct	ft-fa	pct	off	def	tot	avg							
BETHUNE-COOKMAN	11/11/11	17	1-3	.333	0-0	.000	1-2	.500	1	0	1	1.0	0	2	3	2	1	3	3.0	
at Florida A&M	11/14/11	21	2-7	.286	0-1	.000	0-0	.000	1	3	4	2.5	2	2	3	1	0	4	3.5	
at Florida State	11/16/11	17	1-3	.333	0-1	.000	1-2	.500	1	7	8	4.3	1	2	3	0	1	3	3.3	
SAINT LEO	11/19/11	17	3-4	.750	0-0	.000	1-2	.500	1	1	2	3.8	2	2	3	2	0	7	4.3	
at Charleston Southern	11/21/11	20	3-7	.429	0-0	.000	0-0	.000	2	0	2	3.4	3	1	2	2	1	6	4.6	
vs Florida	11/28/11	23	5-7	.714	0-0	.000	1-3	.333	0	5	5	3.7	1	0	2	1	0	11	5.7	
ETSU	12/01/11	23	2-5	.400	0-0	.000	1-4	.250	2	3	5	3.9	1	1	1	1	0	5	5.6	
at Indiana	12/04/11	23	2-5	.400	0-0	.000	1-2	.500	1	1	2	3.6	2	0	0	0	0	5	5.5	
USC UPSTATE	12/17/11	16	1-4	.250	0-0	.000	4-4	1.000	2	1	3	3.6	1	1	3	2	0	6	5.6	
CHARLESTON SOUTHER	12/21/11	30	4-7	.571	1-1	1.000	1-1	1.000	1	4	5	3.7	1	2	2	2	1	10	6.0	
at UCF	12/29/11	23	3-6	.500	1-2	.500	0-0	.000	1	3	4	3.7	3	3	2	3	0	7	6.1	
vs James Madison	12/30/11	20	2-3	.667	0-1	.000	0-0	.000	1	1	2	3.6	1	0	2	2	0	4	5.9	
at Kennesaw State	01/02/12	19	0-1	.000	0-0	.000	0-0	.000	1	3	4	3.6	2	0	0	2	0	0	5.5	
at Mercer	01/04/12	17	2-6	.333	0-2	.000	0-0	.000	3	3	6	3.8	3	0	0	1	0	4	5.4	
JACKSONVILLE	01/07/12	23	2-4	.500	1-2	.500	2-2	1.000	0	5	5	3.9	0	3	2	1	1	7	5.5	
NORTH FLORIDA	01/09/12	24	7-9	.778	0-1	.000	3-4	.750	4	6	10	4.3	1	3	1	2	0	17	6.2	
at Belmont	01/14/12	23	3-5	.600	0-1	.000	2-2	1.000	2	5	7	4.4	2	1	1	1	1	8	6.3	
at Lipscomb	01/16/12	29	2-3	.667	0-0	.000	0-0	.000	0	2	2	4.3	3	3	0	1	1	4	6.2	
FGCU	01/20/12	23	4-9	.444	0-1	.000	2-4	.500	4	0	4	4.3	1	2	1	0	0	10	6.4	
at Savannah State	01/23/12	18	4-7	.571	0-0	.000	2-6	.333	4	3	7	4.4	1	0	0	2	0	10	6.6	
MERCER	01/28/12	27	0-2	.000	0-1	.000	2-3	.667	2	4	6	4.5	0	1	1	2	0	2	6.3	
KENNESAW STATE	01/30/12	16	4-7	.571	0-0	.000	2-2	1.000	2	1	3	4.4	1	1	1	3	1	10	6.5	
at North Florida	02/04/12	29	6-9	.667	0-1	.000	2-4	.500	3	3	6	4.5	3	0	0	0	1	14	6.8	
at Jacksonville	02/06/12	23	3-5	.600	0-0	.000	0-1	.000	2	3	5	4.5	0	1	3	2	0	6	6.8	
LIPSCOMB	02/11/12	26	5-9	.556	0-1	.000	7-9	.778	1	4	5	4.5	4	2	0	0	1	17	7.2	
BELMONT	02/13/12	22	4-5	.800	0-0	.000	1-2	.500	3	4	7	4.6	1	2	1	1	0	9	7.3	
at FGCU	02/17/12	24	2-4	.500	0-0	.000	6-7	.857	3	2	5	4.6	1	2	1	0	0	10	7.4	
at ETSU	2/23/12	25	3-7	.429	0-0	.000	3-4	.750	1	4	5	4.6	3	1	1	2	0	9	7.4	
at USC Upstate	02/25/12	23	1-4	.250	0-0	.000	2-2	1.000	1	3	4	4.6	2	0	2	1	0	4	7.3	
Totals		0	641	81-157	.516	3-16	.188	47-72	.653	50	84	134	4.6	46	38	41	39	10	212	7.3

## SEASON HIGHS

Pts	
FG	
FGA	
3FG	
3FGA	
FT	
FTA	
Reb	
Ast	
TO	
Blk	
Stl	

## MISCELLANEOUS


	Season	Career
Double Figure Pts	-	9
Double Figure Rebs	-	1
20+ Pts	-	-
Double-Doubles	-	1
5+ Asts	-	-
3+ 3PFG	-	-
3+ Blks	-	2
Starts	-	-

## CAREER STATISTICS

Season	gp-gs	min/avg	Total		3-Point		F-Throws		Rebounds				Scoring							
			fg-fga	pct	fg-fga	pct	ft-fa	pct	off	def	tot	avg	pf	fo	ast	to	blk	stl	pts	avg
2011-12	29-0	641/22.1	81-157	.516	3-16	.188	47-72	.653	50	84	134	4.6	46	0	38	41	39	10	212	7.3
TOTAL	29-0	641/22.1	81-157	.516	3-16	.188	47-72	.653	50	84	134	4.6	46	0	38	41	39	10	212	7.3



VS. FLAGLER (EX.) | OCT. 29 | 7:00 PM | EDMUNDS CENTER (DELAND, FLA.)



# LOGAN IRWIN

GUARD • FRESHMAN • 5-10 • 170  
SOUTH WHITLEY, INDIANA  
WHITKO HIGH SCHOOL

## NEWS AND NOTES

- All-time leading scorer in Whitko High School history.
- Named First Team All-State in Indiana.
- Averaged 29.3 points, 7.3 rebounds, and 5.1 assists per game as a senior.

## GAME-BY-GAME

## CAREER HIGHS

Pts  
FG  
FGA  
3FG  
3FGA  
FT  
FTA  
Reb  
Ast  
TO  
Blk  
Stl

## SEASON HIGHS

Pts  
FG  
FGA  
3FG  
3FGA  
FT  
FTA  
Reb  
Ast  
TO  
Blk  
Stl

## MISCELLANEOUS

	Season	Career
Double Figure Pts	-	-
Double Figure Rebs	-	-
20+ Pts	-	-
Double-Doubles	-	-
5+ Asts	-	-
3+ 3PFG	-	-
3+ Blks	-	-
Starts	-	-

## CAREER STATISTICS

--



VS. FLAGLER (EX.) | OCT. 29 | 7:00 PM | EDMUNDS CENTER (DELAND, FLA.)



# HUNTER MILLER

GUARD • JUNIOR • 6-1 • 180  
NASHVILLE, TENNESSEE  
FGCU/CPA

## NEWS AND NOTES

- Sat out last season after transferring from Atlantic Sun Conference opponent Florida Gulf Coast.
- Played 59 games in two seasons at FGCU, starting eight contests for the Eagles.
- Recorded a career-best 10 assists at Kennesaw State (1/30/10).

## GAME-BY-GAME

## STETSON CAREER HIGHS

Pts  
FG  
FGA  
3FG  
3FGA  
FT  
FTA  
Reb  
Ast  
TO  
Blk  
Stl

## SEASON HIGHS

Pts  
FG  
FGA  
3FG  
3FGA  
FT  
FTA  
Reb  
Ast  
TO  
Blk  
Stl

## MISCELLANEOUS (AT SU)

	Season	Career
Double Figure Pts	-	-
Double Figure Rebs	-	-
20+ Pts	-	-
Double-Doubles	-	-
5+ Asts	-	-
3+ 3PFG	-	-
3+ Blks	-	-
Starts	-	-

## CAREER STATISTICS

--



VS. FLAGLER (Ex.) | OCT. 29 | 7:00 PM | EDMUNDS CENTER (DELAND, FLA.)



# AARON GRAHAM

GUARD • JUNIOR • 6-3 • 180  
 FT. LAUDERDALE, FLORIDA  
 WESTMINSTER ACADEMY

## NEWS AND NOTES

- Second all-time in Stetson history with 68 three-pointers made as a sophomore in 2011-12.
- Named to the UCF Holiday Classic All-Tournament Team last season.
- Scored career high 26 points against James Madison (12/30/11).

## GAME-BY-GAME

Opponent	Date	gs	min	Total		3-Pointers		Free throws		Rebounds				pts	avg						
				fg-fga	pct	3fg-fga	pct	ft-fa	pct	off	def	tot	avg								
BETHUNE-COOKMAN	11/11/11	*	25	4-6	.667	3-4	.750	1-2	.500	0	10	10	10.0	3	0	4	0	2	12	12.0	
at Florida A&M	11/14/11	*	22	4-11	.364	0-2	.000	1-1	1.000	2	6	8	9.0	3	3	2	0	1	9	10.5	
at Florida State	11/16/11	*	27	4-17	.235	2-8	.250	0-0	.000	3	2	5	7.7	0	4	3	0	2	10	10.3	
SAINT LEO	11/19/11	*	18	0-5	.000	0-4	.000	8-8	1.000	1	2	3	6.5	2	2	2	0	1	8	9.8	
at Charleston Southern	11/21/11	*	26	6-11	.545	5-8	.625	0-1	.000	0	5	5	6.2	5	2	7	0	0	17	11.2	
vs Florida	11/28/11	*	26	1-7	.143	0-4	.000	2-2	1.000	0	2	2	5.5	4	4	3	2	0	4	10.0	
ETSU	12/01/11	*	35	6-10	.600	5-7	.714	3-5	.600	0	4	4	5.3	3	7	3	0	2	20	11.4	
at Indiana	12/04/11	*	27	3-8	.375	2-5	.400	0-0	.000	2	4	6	5.4	2	3	5	0	2	8	11.0	
USC UPSTATE	12/17/11	*	34	3-8	.375	2-6	.333	2-3	.667	0	4	4	5.2	4	3	1	0	1	10	10.9	
CHARLESTON SOUTHER	12/21/11	*	29	3-6	.500	3-6	.500	0-0	.000	2	4	6	5.3	5	6	1	0	3	9	10.7	
at UCF	12/29/11	*	24	3-9	.333	2-6	.333	6-7	.857	2	0	2	5.0	3	2	1	0	2	14	11.0	
vs James Madison	12/30/11	*	36	9-14	.643	5-10	.500	3-5	.600	0	9	9	5.3	2	1	2	0	2	26	12.3	
at Kennesaw State	01/02/12	*	31	5-11	.455	4-8	.500	1-2	.500	0	3	3	5.2	1	0	2	0	0	15	12.5	
at Mercer	01/04/12	*	32	1-10	.100	0-6	.000	1-1	1.000	1	1	2	4.9	4	0	2	0	0	3	11.8	
JACKSONVILLE	01/07/12	*	24	5-7	.714	1-3	.333	3-4	.750	2	0	2	4.7	5	0	5	0	1	14	11.9	
NORTH FLORIDA	01/09/12	*	32	3-7	.429	2-5	.400	1-3	.333	0	2	2	4.6	0	2	0	0	0	9	11.8	
at Belmont	01/14/12	*	31	5-12	.417	4-11	.364	1-2	.500	1	3	4	4.5	2	4	3	1	3	15	11.9	
at Lipscomb	01/16/12	*	35	7-17	.412	4-12	.333	6-6	1.000	1	3	4	4.5	2	2	3	2	3	24	12.6	
FGCU	01/20/12	*	21	4-14	.286	2-10	.200	9-11	.818	0	2	2	4.4	3	3	0	0	1	19	12.9	
at Savannah State	01/23/12	*	29	0-4	.000	0-3	.000	0-0	.000	0	6	6	4.5	1	2	4	0	0	0	12.3	
MERCER	01/28/12	*	33	4-12	.333	2-8	.250	2-2	1.000	0	3	3	4.4	5	1	4	0	4	12	12.3	
KENNESAW STATE	01/30/12	*	30	3-9	.333	3-7	.429	2-2	1.000	2	2	4	4.4	2	3	5	0	2	11	12.2	
at North Florida	02/04/12	*	31	8-14	.571	4-8	.500	4-5	.800	1	5	6	4.4	4	1	3	0	1	24	12.7	
at Jacksonville	02/06/12	*	30	5-12	.417	3-7	.429	9-11	.818	0	7	7	4.5	0	5	2	0	1	22	13.1	
LIPSCOMB	02/11/12	*	21	3-7	.429	3-4	.750	2-2	1.000	1	3	4	4.5	5	2	4	1	0	11	13.0	
BELMONT	02/13/12	*	27	5-13	.385	3-9	.333	0-0	.000	0	3	3	4.5	3	3	0	0	2	13	13.0	
at FGCU	02/17/12	*	28	4-7	.571	2-5	.400	9-13	.692	0	2	2	4.4	1	6	4	0	0	19	13.3	
at ETSU	2/23/12	*	37	2-11	.182	1-9	.111	1-1	1.000	0	1	1	4.3	4	1	3	0	1	6	13.0	
at USC Upstate	02/25/12	*	29	2-9	.222	1-5	.200	0-0	.000	2	3	5	4.3	4	1	1	0	2	5	12.7	
Totals			29	830	112-288	.389	68-190	.358	77-99	.778	23	101	124	4.3	82	73	79	6	39	369	12.7

## CAREER HIGHS

Pts	26	James Madison	12/30/11
FG	9	James Madison	12/30/11
FGA	17 (2x)	last: Lipscomb	1/16/12
3FG	5 (5x)	last: James Madison	12/30/11
3FGA	12	Lipscomb	1/16/12
FT	9 (3x)	last: FGCU	2/17/12
FTA	13	FGCU	2/17/12
Reb	10	Bethune-Cookman	11/11/11
Ast	7	ETSU	12/1/11
TO	7	Charleston Southern	11/21/11
Blk	2 (2x)	last: Lipscomb	1/16/12
Stl	4	Mercer	1/28/12

## SEASON HIGHS

Pts
FG
FGA
3FG
3FGA
FT
FTA
Reb
Ast
TO
Blk
Stl

## MISCELLANEOUS

	Season	Career
Double Figure Pts	-	26
Double Figure Rebs	-	1
20+ Pts	-	6
Double-Doubles	-	1
5+ Asts	-	4
3+ 3PTG	-	16
3+ Blks	-	-
Starts	-	45

## CAREER STATISTICS

Season	gp-gs	min/avg	Total		3-Point		F-Throws		Rebounds				Scoring							
			fg-fga	pct	fg-fga	pct	ft-fa	pct	off	def	tot	avg	pf	fo	ast	to	blk	stl	pts	avg
2010-11	30-16	597/19.9	58-157	.369	32-89	.360	36-46	.783	21	48	69	2.3	53	3	35	52	5	29	184	6.1
2011-12	29-29	830/28.6	112-288	.389	68-190	.358	77-99	.778	23	101	124	4.3	82	5	73	79	6	39	369	12.7
TOTAL	59-45	1427/24.2	170-445	.382	100-279	.358	113-145	.779	44	149	193	3.3	135	8	108	131	11	68	553	9.4



VS. FLAGLER (Ex.) | OCT. 29 | 7:00 PM | EDMUNDS CENTER (DELAND, FLA.)



# JOEL NABURGS

GUARD • SENIOR • 6-3 • 210  
RINGWOOD, AUSTRALIA  
BOX HILL SENIOR COLLEGE

12

## NEWS AND NOTES

- Ninth in Stetson history with 125 career three-pointers made.
- Led the Hatters with 2.6 assists per game in 2011-12, but upped the average to 3.2 in Atlantic Sun contests, which ranked fourth in the league.
- Has 18 games of three or more three-pointers.

## GAME-BY-GAME

Opponent	Date	gs	min	Total		3-Pointers		Free throws		Rebounds							pts	avg			
				fg-fga	pct	3fg-fga	pct	ft-fga	pct	off	def	tot	avg	pf	a	t/o			blk	stl	
BETHUNE-COOKMAN	11/11/11	*	24	3-7	.429	3-5	.600	0-0	.000	0	1	1	1.0	3	2	2	0	1	9	9.0	
at Florida A&M	11/14/11	*	28	2-4	.500	2-4	.500	0-0	.000	2	9	11	6.0	1	0	3	0	0	6	7.5	
at Florida State	11/16/11	*	33	6-16	.375	2-10	.200	0-0	.000	4	1	5	5.7	1	4	4	0	2	14	9.7	
SAINT LEO	11/19/11	*	26	2-8	.250	2-7	.286	2-2	1.000	2	5	7	6.0	1	1	1	0	0	8	9.3	
at Charleston Southern	11/21/11	*	33	4-8	.500	3-6	.500	1-3	.333	1	6	7	6.2	2	2	3	0	1	12	9.8	
vs Florida	11/28/11	*	19	1-6	.167	0-3	.000	0-0	.000	0	8	8	6.5	0	0	1	0	1	2	8.5	
ETSU	12/01/11		26	5-11	.455	5-11	.455	0-0	.000	2	7	9	6.9	2	5	3	0	1	15	9.4	
at Indiana	12/04/11	*	29	3-11	.273	2-6	.333	0-0	.000	1	2	3	6.4	1	0	7	0	0	8	9.3	
USC UPSTATE	12/17/11	*	35	2-7	.286	2-4	.500	4-7	.571	1	4	5	6.2	3	4	5	1	0	10	9.3	
CHARLESTON SOUTHER	12/21/11	*	31	5-12	.417	3-8	.375	1-2	.500	2	7	9	6.5	2	3	2	0	1	14	9.8	
at UCF	12/29/11	*	25	4-8	.500	2-6	.333	0-0	.000	2	2	4	6.3	4	2	1	0	0	10	9.8	
vs James Madison	12/30/11	*	25	3-5	.600	2-4	.500	3-5	.600	0	5	5	6.2	2	5	1	0	1	11	9.9	
at Kennesaw State	01/02/12	*	29	1-5	.200	1-4	.250	0-1	.000	0	5	5	6.1	1	6	0	0	0	3	9.4	
at Mercer	01/04/12	*	23	3-8	.375	1-6	.167	5-7	.714	0	3	3	5.9	3	0	1	0	2	12	9.6	
JACKSONVILLE	01/07/12	*	32	3-6	.500	2-4	.500	2-2	1.000	0	2	2	5.6	1	4	2	0	2	10	9.6	
NORTH FLORIDA	01/09/12	*	26	1-6	.167	1-5	.200	2-2	1.000	1	3	4	5.5	1	1	0	0	1	5	9.3	
at Belmont	01/14/12	*	25	0-2	.000	0-1	.000	0-0	.000	0	1	1	5.2	1	4	2	0	0	0	8.8	
at Lipscomb	01/16/12	*	32	2-8	.250	2-7	.286	0-0	.000	0	7	7	5.3	1	3	1	0	1	6	8.6	
FGCU	01/20/12	*	37	2-9	.222	2-8	.250	2-2	1.000	2	4	6	5.4	2	5	3	0	1	8	8.6	
MERCER	01/28/12	*	35	4-8	.500	1-5	.200	5-5	1.000	1	4	5	5.4	1	5	1	0	1	14	8.9	
KENNESAW STATE	01/30/12	*	28	2-7	.286	1-4	.250	0-0	.000	2	3	5	5.3	2	1	3	0	1	5	8.7	
at North Florida	02/04/12	*	32	7-10	.700	1-4	.250	1-1	1.000	0	3	3	5.2	2	0	1	0	2	16	9.0	
at Jacksonville	02/06/12	*	32	5-8	.625	1-3	.333	0-0	.000	2	5	7	5.3	1	1	3	0	1	11	9.1	
LIPSCOMB	02/11/12	*	32	4-6	.667	3-4	.750	5-5	1.000	0	3	3	5.2	5	3	4	0	0	16	9.4	
BELMONT	02/13/12	*	29	2-6	.333	1-5	.200	0-0	.000	1	1	2	5.1	2	5	1	0	0	5	9.2	
at FGCU	02/17/12	*	32	5-11	.455	3-7	.429	2-2	1.000	0	3	3	5.0	2	5	0	0	3	15	9.4	
at ETSU	2/23/12	*	31	2-5	.400	2-5	.400	0-0	.000	0	6	6	5.0	2	1	2	1	2	6	9.3	
at USC Upstate	02/25/12	*	28	2-6	.333	1-3	.333	1-1	1.000	0	5	5	5.0	1	2	3	0	0	6	9.2	
Totals			27	817	85-214	.397	51-149	.342	36-47	.766	26	115	141	5.0	50	74	60	2	25	257	9.2

## CAREER HIGHS

Pts	20	Florida Gulf Coast	1/25/11
FG	7	North Florida	2/4/12
FGA	16	Florida State	11/16/11
3FG	5	ETSU	12/1/11
3FGA	12	Florida Gulf Coast	1/25/11
FT	10	Lipscomb	1/3/11
FTA	10	Lipscomb	1/3/11
Reb	11	Florida A&M	11/14/11
Ast	6	Kennesaw State	1/2/12
TO	7	Indiana	12/4/11
Blk	1 (8x)	last: ETSU	2/23/12
Stl	4	Lipscomb	1/3/11

## SEASON HIGHS

Pts	
FG	
FGA	
3FG	
3FGA	
FT	
FTA	
Reb	
Ast	
TO	
Blk	
Stl	

## MISCELLANEOUS

	Season	Career
Double Figure Pts	-	32
Double Figure Rebs	-	1
20+ Pts	-	1
Double-Doubles	-	-
5+ Assists	-	9
3+ 3PTG	-	18
3+ Stls	-	2
Starts	-	49

## CAREER STATISTICS

Season	gp-gs	min/avg	Total		3-Point		F-Throws		Rebounds				Scoring							
			fg-fga	pct	fg-fga	pct	ft-fga	pct	off	def	tot	avg	pf	fo	ast	to	blk	stl	pts	avg
2009-10	28-6	561/20.0	46-126	.365	32-91	.352	26-36	.722	9	64	73	2.6	45	1	48	32	2	8	150	5.4
2010-11	31-16	871/28.1	70-203	.345	42-130	.323	60-76	.789	13	87	100	3.2	32	0	46	51	4	25	242	7.8
2011-12	28-27	817/29.2	85-214	.397	51-149	.342	36-47	.766	26	115	141	5.0	50	1	74	60	2	25	257	9.2
TOTAL	87-49	2249/25.9	201-543	.370	125-370	.338	122-159	.767	48	266	314	3.6	127	2	168	143	8	58	649	7.5



VS. FLAGLER (EX.) | OCT. 29 | 7:00 PM | EDMUNDS CENTER (DELAND, FLA.)



# BRIAN PEGG

GUARD • FRESHMAN • 6-7 • 205  
CLEARWATER, FLORIDA  
FAITH BAPTIST CHRISTIAN SCHOOL

## CAREER HIGHS

Pts  
FG  
FGA  
3FG  
3FGA  
FT  
FTA  
Reb  
Ast  
TO  
Blk  
Stl

## NEWS AND NOTES

- Younger brother of Stetson senior Adam Pegg.
- Earned Florida All-State honors by multiple publications as a senior.

## GAME-BY-GAME

## SEASON HIGHS

Pts  
FG  
FGA  
3FG  
3FGA  
FT  
FTA  
Reb  
Ast  
TO  
Blk  
Stl

## MISCELLANEOUS

	Season	Career
Double Figure Pts	-	-
Double Figure Rebs	-	-
20+ Pts	-	-
Double-Doubles	-	-
5+ Asts	-	-
3+ 3PFG	-	-
3+ Blks	-	-
Starts	-	-

## CAREER STATISTICS



VS. FLAGLER (EX.) | OCT. 29 | 7:00 PM | EDMUNDS CENTER (DELAND, FLA.)



# TANNER PLEMMONS

GUARD • FRESHMAN • 6-1 • 190  
FRANKLIN, NORTH CAROLINA  
RABUN COUNTY HIGH SCHOOL

## CAREER HIGHS

Pts  
FG  
FGA  
3FG  
3FGA  
FT  
FTA  
Reb  
Ast  
TO  
Blk  
Stl

## NEWS AND NOTES

- Finished high school career as Georgia's fourth all-time leading scorer with 2,473 career points.
- Holds the Georgia state record for most three-point field goals made in a career with 406.
- Named 2011 Wendy's High School Heisman Winner for Georgia.

## GAME-BY-GAME

## SEASON HIGHS

Pts  
FG  
FGA  
3FG  
3FGA  
FT  
FTA  
Reb  
Ast  
TO  
Blk  
Stl

## MISCELLANEOUS


	Season	Career
Double Figure Pts	-	-
Double Figure Rebs	-	-
20+ Pts	-	-
Double-Doubles	-	-
5+ Asts	-	-
3+ 3PFG	-	-
3+ Blks	-	-
Starts	-	-

## CAREER STATISTICS

--



VS. FLAGLER (Ex.) | OCT. 29 | 7:00 PM | EDMUNDS CENTER (DELAND, FLA.)



# CHRIS PEREZ

GUARD • JUNIOR • 6-3 • 210  
SANTIAGO, DOMINICAN REPUBLIC  
LIBERTY/OLDSMAR CHRISTIAN

## NEWS AND NOTES

- Second on the team and seventh in the Atlantic Sun with 13.5 points per game in first season at Stetson.
- Scored in double-figures a team-high 24 times in 2011-12.
- Recorded a career high 24 points against Kennesaw State (1/2/12).

## GAME-BY-GAME

Opponent	Date	qs	min	Total		3-Pointers		Free throws		Rebounds					pts	avg					
				fg-fga	pct	3fg-fga	pct	ft-fa	pct	off	def	tot	avg	pf			a	t/o	blk	stl	
BETHUNE-COOKMAN	11/11/11	*	35	5-11	.455	0-2	.000	4-7	.571	1	1	2	2.0	2	2	4	0	4	14	14.0	
at Florida A&M	11/14/11	*	27	4-9	.444	1-1	1.000	3-4	.750	2	5	7	4.5	3	1	2	0	1	12	13.0	
at Florida State	11/16/11	*	27	3-7	.429	0-2	.000	5-7	.714	5	0	5	4.7	2	0	1	0	0	11	12.3	
SAINT LEO	11/19/11	*	29	4-7	.571	2-4	.500	0-0	.000	4	4	8	5.5	1	2	2	0	1	10	11.8	
at Charleston Southern	11/21/11	*	35	1-6	.167	0-1	.000	1-3	.333	4	2	6	5.6	3	1	3	0	1	3	10.0	
vs Florida	11/28/11	*	30	8-14	.571	0-2	.000	4-5	.800	1	2	3	5.2	4	1	2	0	0	20	11.7	
ETSU	12/01/11	*	35	5-11	.455	1-2	.500	3-5	.600	0	1	1	4.6	4	3	4	0	2	14	12.0	
at Indiana	12/04/11	*	32	4-10	.400	2-3	.667	3-4	.750	1	2	3	4.4	1	1	1	0	1	13	12.1	
USC UPSTATE	12/17/11	*	21	6-10	.600	0-1	.000	0-1	.000	2	1	3	4.2	5	0	0	0	2	12	12.1	
CHARLESTON SOUTHER	12/21/11	*	34	10-18	.556	3-7	.429	0-0	.000	1	2	3	4.1	1	1	3	0	1	23	13.2	
at UCF	12/29/11	*	35	6-17	.353	1-5	.200	2-3	.667	2	0	2	3.9	4	2	2	0	3	15	13.4	
vs James Madison	12/30/11	*	22	0-9	.000	0-4	.000	0-1	.000	1	2	3	3.8	4	3	6	0	1	0	12.3	
at Kennesaw State	01/02/12	*	34	8-11	.727	3-5	.600	5-7	.714	1	6	7	4.1	2	3	1	0	1	24	13.2	
at Mercer	01/04/12	*	33	3-8	.375	2-3	.667	3-6	.500	1	0	1	3.9	1	2	2	0	2	11	13.0	
JACKSONVILLE	01/07/12	*	33	5-10	.500	0-4	.000	6-8	.750	0	2	2	3.7	2	3	0	0	1	16	13.2	
NORTH FLORIDA	01/09/12	*	34	6-13	.462	0-2	.000	1-2	.500	0	3	3	3.7	1	0	1	0	2	13	13.2	
at Belmont	01/14/12	*	30	3-10	.300	1-3	.333	3-5	.600	2	1	3	3.6	4	2	5	0	1	10	13.0	
at Lipscomb	01/16/12	*	32	9-13	.692	5-7	.714	0-1	.000	4	3	7	3.8	5	0	1	0	0	23	13.6	
FGCU	01/20/12	*	19	4-11	.364	0-2	.000	0-0	.000	2	4	6	3.9	2	0	0	0	3	8	13.3	
at Savannah State	01/23/12	*	32	6-16	.375	0-3	.000	0-4	.000	2	2	4	4.0	3	0	1	0	0	12	13.2	
MERCER	01/28/12	*	24	5-13	.385	1-4	.250	3-4	.750	1	4	5	4.0	4	0	3	0	0	14	13.2	
KENNESAW STATE	01/30/12	*	30	8-13	.615	2-4	.500	4-4	1.000	3	5	8	4.2	1	4	2	0	0	22	13.6	
at North Florida	02/04/12	*	34	8-13	.615	1-4	.250	5-5	1.000	2	1	3	4.1	1	2	0	0	1	22	14.0	
at Jacksonville	02/06/12	*	36	3-15	.200	1-7	.143	3-6	.500	0	2	2	4.0	2	2	0	0	2	10	13.8	
LIPSCOMB	02/11/12	*	37	1-7	.143	0-3	.000	3-4	.750	2	9	11	4.3	1	5	4	0	3	5	13.5	
BELMONT	02/13/12	*	30	5-13	.385	1-3	.333	0-0	.000	3	1	4	4.3	2	4	1	0	0	11	13.4	
at FGCU	02/17/12	*	35	4-6	.667	2-3	.667	2-2	1.000	1	4	5	4.3	3	4	0	1	0	12	13.3	
at ETSU	2/23/12	*	34	4-11	.364	0-3	.000	1-4	.250	6	3	9	4.5	3	1	3	0	0	9	13.2	
at USC Upstate	02/25/12	*	34	10-13	.769	3-5	.600	0-0	.000	1	4	5	4.5	3	1	3	0	0	23	13.5	
Totals			28	903	148-325	.455	32-99	.323	64-102	.627	55	76	131	4.5	74	50	57	1	33	392	13.5

## CAREER STATISTICS

Season	gp-gs	min/avg	Total		3-Point		F-Throws		Rebounds				Scoring							
			fg-fga	pct	fg-fga	pct	ft-fa	pct	off	def	tot	avg	pf	fo	ast	to	blk	stl	pts	avg
2009-10*	31-3	470/15.2	66-128	.516	10-20	.500	27-44	.614	16	35	51	1.6	41	0	22	30	1	23	169	5.5
2011-12	29-28	903/31.1	148-325	.455	32-99	.323	64-102	.627	55	76	131	4.5	74	2	50	57	1	33	392	13.5
TOTAL	29-28	903/31.1	148-325	.455	32-99	.323	64-102	.627	55	76	131	4.5	74	2	50	57	1	33	392	13.5
All*	60-31	1373/22.9	214-453	.472	42-119	.353	91-146	.623	71	111	182	3.0	115	2	72	87	2	56	561	9.4

## STETSON CAREER HIGHS

Pts	24	Kennesaw State	1/2/12
FG	10 (2x)	last: USC Upstate	2/25/12
FGA	18	Charleston Southern	12/21/11
3FG	5	Lipscomb	1/16/12
3FGA	7 (3x)	last: Jacksonville	2/6/12
FT	6	Jacksonville	1/7/12
FTA	8	Jacksonville	1/7/12
Reb	11	Lipscomb	2/11/12
Ast	5	Lipscomb	2/11/12
TO	6	James Madison	12/30/11
Blk	1	FGCU	2/17/12
Stl	4	Bethune-Cookman	11/11/11

## SEASON HIGHS

Pts	
FG	
FGA	
3FG	
3FGA	
FT	
FTA	
Reb	
Ast	
TO	
Blk	
Stl	

## MISCELLANEOUS (AT SU)

	Season	Career
Double Figure Pts	-	24
Double Figure Rebs	-	1
20+ Pts	-	7
Double-Doubles	-	-
5+ Asts	-	1
3+ 3PFG	-	4
3+ Stls	-	4
Starts	-	28



VS. FLAGLER (Ex.) | OCT. 29 | 7:00 PM | EDMUNDS CENTER (DELAND, FLA.)



# LIAM MCINERNEY

FORWARD • SENIOR • 6-8 • 230  
PORT CAMPBELL, AUSTRALIA  
BALLARAT & CLARENDON COLLEGE

## NEWS AND NOTES

- Three-time Atlantic Sun Conference All-Academic honoree, and added Conference Scholar accolades last season.
- Played in and started all 29 games as a junior in 2011-12.
- Recorded a career high five steals against North Florida (1/9/12).

## GAME-BY-GAME

Opponent	Date	gs	min	Total		3-Pointers		Free throws		Rebounds				pts	avg						
				fg-fga	pct	3fg-fga	pct	ft-fa	pct	off	def	tot	avg								
BETHUNE-COOKMAN	11/11/11	*	21	2-3	.667	0-0	.000	1-3	.333	1	7	8	8.0	5	2	1	0	0	5	5.0	
at Florida A&M	11/14/11	*	17	5-6	.833	2-3	.667	1-2	.500	1	3	4	6.0	4	0	1	0	0	13	9.0	
at Florida State	11/16/11	*	22	1-4	.250	0-1	.000	0-0	.000	2	1	3	5.0	3	0	2	0	0	2	6.7	
SAINT LEO	11/19/11	*	25	4-5	.800	2-2	1.000	3-3	1.000	2	1	3	4.5	1	0	2	1	0	13	8.3	
at Charleston Southern	11/21/11	*	25	2-5	.400	1-3	.333	0-0	.000	2	4	6	4.8	2	1	5	0	2	5	7.6	
vs Florida	11/28/11	*	29	0-5	.000	0-2	.000	5-6	.833	3	2	5	4.8	1	2	1	0	0	5	7.2	
ETSU	12/01/11	*	32	2-3	.667	0-0	.000	0-0	.000	1	6	7	5.1	3	0	4	2	0	4	6.7	
at Indiana	12/04/11	*	22	0-3	.000	0-0	.000	2-2	1.000	3	5	8	5.5	4	0	2	0	1	2	6.1	
USC UPSTATE	12/17/11	*	26	2-3	.667	1-1	1.000	0-0	.000	0	3	3	5.2	0	2	4	0	1	5	6.0	
CHARLESTON SOUTHER	12/21/11	*	16	0-1	.000	0-1	.000	0-2	.000	1	0	1	4.8	3	4	1	0	2	0	5.4	
at UCF	12/29/11	*	27	0-4	.000	0-1	.000	2-2	1.000	3	2	5	4.8	4	2	0	2	0	2	5.1	
vs James Madison	12/30/11	*	30	0-2	.000	0-1	.000	0-0	.000	2	8	10	5.3	4	1	1	0	1	0	4.7	
at Kennesaw State	01/02/12	*	14	1-1	1.000	0-0	.000	0-0	.000	1	0	1	4.9	2	2	1	0	0	2	4.5	
at Mercer	01/04/12	*	20	1-2	.500	0-0	.000	0-0	.000	0	2	2	4.7	5	1	1	0	1	2	4.3	
JACKSONVILLE	01/07/12	*	25	0-1	.000	0-1	.000	2-3	.667	1	5	6	4.8	2	2	3	0	1	2	4.1	
NORTH FLORIDA	01/09/12	*	27	2-3	.667	1-1	1.000	0-1	.000	4	0	4	4.8	2	2	0	0	5	5	4.2	
at Belmont	01/14/12	*	25	3-6	.500	3-6	.500	0-0	.000	1	3	4	4.7	2	3	3	1	0	9	4.5	
at Lipscomb	01/16/12	*	14	1-3	.333	1-3	.333	0-0	.000	0	2	2	4.6	1	0	1	0	1	3	4.4	
FGCU	01/20/12	*	12	1-1	1.000	1-1	1.000	0-0	.000	3	0	3	4.5	5	1	0	0	1	3	4.3	
at Savannah State	01/23/12	*	27	0-2	.000	0-1	.000	0-0	.000	2	0	2	4.4	3	2	2	1	1	0	4.1	
MERCER	01/28/12	*	24	2-3	.667	2-3	.667	0-0	.000	2	0	2	4.2	3	1	1	2	1	6	4.2	
KENNESAW STATE	01/30/12	*	28	1-5	.200	0-2	.000	2-2	1.000	4	5	9	4.5	1	5	0	0	0	4	4.2	
at North Florida	02/04/12	*	31	4-7	.571	2-3	.667	0-0	.000	2	0	2	4.3	3	2	0	1	2	10	4.4	
at Jacksonville	02/06/12	*	20	0-1	.000	0-0	.000	0-0	.000	1	1	2	4.3	4	1	2	0	0	0	4.3	
LIPSCOMB	02/11/12	*	28	4-7	.571	0-2	.000	0-0	.000	2	1	3	4.2	4	0	0	2	0	8	4.4	
BELMONT	02/13/12	*	18	2-3	.667	2-3	.667	0-0	.000	0	1	1	4.1	3	3	1	2	1	6	4.5	
at FGCU	02/17/12	*	21	1-1	1.000	1-1	1.000	2-2	1.000	2	3	5	4.1	2	2	0	0	1	5	4.5	
at ETSU	2/23/12	*	11	0-0	.000	0-0	.000	0-0	.000	0	3	3	4.1	4	0	1	0	0	0	4.3	
at USC Upstate	02/25/12	*	19	1-1	1.000	1-1	1.000	0-2	.000	1	3	4	4.1	3	0	1	0	1	3	4.3	
Totals			29	656	42-91	.462	20-43	.465	20-30	.667	47	71	118	4.1	83	41	41	14	23	124	4.3

## CAREER STATISTICS

Season	gp-gs	min/avg	Total		3-Point		F-Throws		Rebounds				Scoring							
			fg-fga	pct	fg-fga	pct	ft-fa	pct	off	def	tot	avg	pf	fo	ast	to	blk	stl	pts	avg
2009-10	28-9	434/15.5	37-75	.493	0-2	.000	14-26	.538	40	56	96	3.4	45	0	12	13	9	8	88	3.1
2010-11	31-0	386/12.5	10-50	.200	1-22	.045	6-12	.500	24	36	60	1.9	49	2	12	18	7	11	27	0.9
2011-12	29-29	656/22.6	42-91	.462	20-43	.465	20-30	.667	47	71	118	4.1	83	3	41	41	14	23	124	4.3
TOTAL	88-38	1476/16.8	89-216	.412	21-67	.313	40-68	.588	111	163	274	3.1	177	5	65	72	30	42	239	2.7

## CAREER HIGHS

Pts	13 (2x)	last: Saint Leo	11/19/11
FG	5	Florida A&M	11/14/11
FGA	7 (3x)	last: Lipscomb	2/11/12
3FG	3	Belmont	1/14/12
3FGA	6	Belmont	1/14/12
FT	5	Florida	11/28/11
FTA	6 (2x)	last: Florida	11/28/11
Reb	10	James Madison	12/30/11
Ast	5	Kennesaw State	1/30/12
TO	5	Charleston Southern	11/21/11
Blk	2 (8x)	last: Belmont	2/13/12
Stl	5	North Florida	1/9/12

## SEASON HIGHS

Pts  
FG  
FGA  
3FG  
3FGA  
FT  
FTA  
Reb  
Ast  
TO  
Blk  
Stl

## MISCELLANEOUS

	Season	Career
Double Figure Pts	-	3
Double Figure Rebs	-	1
20+ Pts	-	-
Double-Doubles	-	-
5+ Asts	-	1
3+ 3PFG	-	1
3+ Stls	-	1
Starts	-	38



VS. FLAGLER (Ex.) | OCT. 29 | 7:00 PM | EDMUNDS CENTER (DELAND, FLA.)



# J.R. WESTON

GUARD • SENIOR • 6-4 • 205  
MORRAL, OHIO  
RIDGEDALE HIGH SCHOOL

## CAREER HIGHS

Pts	11	Florida State	11/16/11
FG	4	Florida State	11/16/11
FGA	6 (3x)	last: Kennesaw State	2/1/10
3FG	3	Florida State	11/16/11
3FGA	4	Florida State	11/16/11
FT	3	Campbell	1/16/10
FTA	5	Palm Beach Atlantic	11/25/09
Reb	4 (3x)	last: Indiana	12/04/11
Ast	2 (2x)	last: Kennesaw State	2/1/10
TO	2 (2x)	last: UCF	11/23/10
Blk	1 (2x)	last: Bethune-Cookman	11/11/11
Stl	1 (5x)	last: UCF	11/23/10

## NEWS AND NOTES

- Three-time Atlantic Sun Conference All-Academic honoree, and added Conference Scholar accolades last season.
- Played in and started all 29 games as a junior in 2011-12.
- Recorded a career high five steals against North Florida (1/9/12).

## GAME-BY-GAME

Opponent	Date	gs	min	Total		3-Pointers		Free throws		Rebounds				pf	a	tlo	blk	stl	pts	avg
				fg-fga	pct	3fg-fga	pct	ft-fa	pct	off	def	tot	avg							
BETHUNE-COOKMAN	11/11/11	7		0-0	.000	0-0	.000	0-0	.000	0	0	0	0.0	1	1	1	1	0	0	0.0
at Florida A&M	11/14/11	9		1-1	1.000	0-0	.000	0-0	.000	0	0	0	0.0	1	0	0	0	0	2	1.0
at Florida State	11/16/11	10		4-5	.800	3-4	.750	0-0	.000	1	0	1	0.3	0	0	0	0	0	11	4.3
SAINT LEO	11/19/11	11		1-2	.500	1-2	.500	0-0	.000	0	1	1	0.5	0	1	1	0	0	3	4.0
at Charleston Southern	11/21/11	4		0-1	.000	0-1	.000	0-0	.000	0	1	1	0.6	2	1	1	0	0	0	3.2
vs Florida	11/28/11	11		0-2	.000	0-1	.000	0-0	.000	0	0	0	0.5	3	1	0	0	0	0	2.7
ETSU	12/01/11	8		0-1	.000	0-1	.000	1-2	.500	0	2	2	0.7	1	0	0	0	0	1	2.4
at Indiana	12/04/11	12		0-4	.000	0-1	.000	1-3	.333	2	2	4	1.1	1	1	0	0	0	1	2.3
at ETSU	2/23/12	4		1-2	.500	1-2	.500	0-0	.000	0	0	0	1.0	0	0	1	0	0	3	2.3
at USC Upstate	02/25/12	4		1-1	1.000	1-1	1.000	0-0	.000	0	0	0	0.9	2	0	0	0	0	3	2.4
Totals		0	80	8-19	.421	6-13	.462	2-5	.400	3	6	9	0.9	11	5	4	1	0	24	2.4

## SEASON HIGHS

Pts	
FG	
FGA	
3FG	
3FGA	
FT	
FTA	
Reb	
Ast	
TO	
Blk	
Stl	

## MISCELLANEOUS

	Season	Career
Double Figure Pts	-	1
Double Figure Rebs	-	-
20+ Pts	-	-
Double-Doubles	-	-
5+ Asts	-	-
3+ 3PFG	-	1
3+ Stls	-	-
Starts	-	1

## CAREER STATISTICS

Season	gp-gs	min/avg	Total		3-Point		F-Throws		Rebounds				Scoring							
			fg-fga	pct	fg-fga	pct	ft-fa	pct	off	def	tot	avg	pf	fo	ast	to	blk	stl	pts	avg
2009-10	22-1	200/9.1	17-51	.333	8-33	.242	8-13	.615	11	14	25	1.1	27	0	10	11	1	4	50	2.3
2010-11	6-0	34/5.7	0-4	.000	0-4	.000	0-3	.000	2	4	6	1.0	3	0	2	5	0	1	0	0.0
2011-12	10-0	80/8.0	8-19	.421	6-13	.462	2-5	.400	3	6	9	0.9	11	0	5	4	1	0	24	2.4
TOTAL	38-1	314/8.3	25-74	.338	14-50	.280	10-21	.476	16	24	40	1.1	41	0	17	20	2	5	74	1.9



VS. FLAGLER (EX.) | OCT. 29 | 7:00 PM | EDMUNDS CENTER (DELAND, FLA.)



# KYLE SIKORA

CENTER • SOPHOMORE • 7-0 • 245  
KEY LARGO, FLORIDA  
OAKLAND/FLORIDA CHRISTIAN HS

## NEWS AND NOTES

- Sitting out the 2012-13 season due to NCAA transfer rules.
- Redshirted his freshman year at Oakland.
- Played in 33 games, starting 16 as a redshirt freshman at Oakland in 2011-12.

## STETSON CAREER HIGHS

Pts  
FG  
FGA  
3FG  
3FGA  
FT  
FTA  
Reb  
Ast  
TO  
Blk  
Stl

## SEASON HIGHS

Pts  
FG  
FGA  
3FG  
3FGA  
FT  
FTA  
Reb  
Ast  
TO  
Blk  
Stl

## MISCELLANEOUS (AT SU)

	Season	Career
Double Figure Pts	-	-
Double Figure Rebs	-	-
20+ Pts	-	-
Double-Doubles	-	-
5+ Asts	-	-
3+ 3PFG	-	-
3+ Blks	-	-
Starts	-	-



VS. FLAGLER (Ex.) | OCT. 29 | 7:00 PM | EDMUNDS CENTER (DELAND, FLA.)



# ADAM PEGG

CENTER • SENIOR • 6-9 • 260  
 CLEARWATER, FLORIDA  
 DELAWARE/CLEARWATER HS

## NEWS AND NOTES

- Earned Second Team All-Atlantic Sun honors after leading Stetson with 14.9 points and 5.5 rebounds per game in 2011-12.

- Named to the A-Sun Preseason All-Conference Team in 2012-13.

- Recorded a career high 31 points on five three-pointers against Belmont (2/13/12).

## GAME-BY-GAME

Opponent	Date	gs	min	Total		3-Pointers		Free throws		Rebounds				pf	a	t/o	blk	stl	pts	avg	
				fg-fga	pct	3fg-fga	pct	ft-fga	pct	off	def	tot	avg								
BETHUNE-COOKMAN	11/11/11	*	29	4-7	.571	0-0	.000	6-8	.750	1	4	5	5.0	4	1	5	0	0	14	14.0	
at Florida A&M	11/14/11	*	32	4-9	.444	1-1	1.000	6-6	1.000	2	4	6	5.5	5	1	6	0	1	15	14.5	
at Florida State	11/16/11	*	29	3-8	.375	1-3	.333	0-0	.000	0	2	2	4.3	4	1	0	0	0	7	12.0	
SAINT LEO	11/19/11	*	29	7-9	.778	1-2	.500	2-4	.500	2	6	8	5.3	2	6	2	0	0	17	13.3	
at Charleston Southern	11/21/11	*	26	3-5	.600	2-2	1.000	2-4	.500	0	1	1	4.4	2	0	1	2	1	10	12.6	
vs Florida	11/28/11	*	25	6-11	.545	0-1	.000	7-9	.778	1	3	4	4.3	4	3	2	0	1	19	13.7	
ETSU	12/01/11	*	20	5-9	.556	0-0	.000	2-3	.667	3	6	9	5.0	3	1	3	0	0	12	13.4	
at Indiana	12/04/11	*	30	3-8	.375	0-2	.000	1-2	.500	0	4	4	4.9	1	2	3	0	1	7	12.6	
USC UPSTATE	12/17/11	*	30	5-10	.500	0-1	.000	0-0	.000	2	2	4	4.8	2	2	0	1	10	12.3		
CHARLESTON SOUTHER	12/21/11	*	20	4-11	.364	1-2	.500	0-0	.000	2	4	6	4.9	3	1	3	1	0	9	12.0	
at UCF	12/29/11	*	28	6-13	.462	1-3	.333	4-4	1.000	1	2	3	4.7	1	1	2	0	1	17	12.5	
vs James Madison	12/30/11	*	30	6-11	.545	0-2	.000	7-9	.778	1	5	6	4.8	1	1	6	0	0	19	13.0	
at Kennesaw State	01/02/12	*	32	5-14	.357	0-1	.000	0-0	.000	5	4	9	5.2	4	2	3	1	0	10	12.8	
at Mercer	01/04/12	*	29	8-12	.667	0-1	.000	4-4	1.000	3	2	5	5.1	4	0	0	0	0	20	13.3	
JACKSONVILLE	01/07/12	*	30	7-11	.636	0-0	.000	5-9	.556	3	4	7	5.3	3	1	3	0	1	19	13.7	
NORTH FLORIDA	01/09/12	*	19	4-11	.364	0-2	.000	1-2	.500	1	0	1	5.0	5	2	3	1	0	9	13.4	
at Belmont	01/14/12	*	27	7-11	.636	4-5	.800	2-2	1.000	0	3	3	4.9	2	3	1	0	1	20	13.8	
at Lipscomb	01/16/12	*	38	10-19	.526	0-3	.000	8-11	.727	5	9	14	5.4	4	4	1	0	1	28	14.6	
FGCU	01/20/12	*	35	9-19	.474	1-2	.500	5-6	.833	9	1	10	5.6	2	0	1	0	0	24	15.1	
at Savannah State	01/23/12	*	25	4-10	.400	0-0	.000	1-3	.333	2	4	6	5.7	1	0	1	1	1	9	14.8	
MERCER	01/28/12	*	27	4-8	.500	1-3	.333	5-5	1.000	1	3	4	5.6	4	0	3	1	0	14	14.7	
KENNESAW STATE	01/30/12	*	27	4-14	.286	0-1	.000	1-2	.500	5	7	12	5.9	5	1	6	2	3	9	14.5	
at North Florida	02/04/12	*	18	3-8	.375	0-2	.000	0-0	.000	0	1	1	5.7	4	1	0	1	0	6	14.1	
at Jacksonville	02/06/12	*	32	3-8	.375	0-1	.000	2-2	1.000	4	3	7	5.7	2	0	2	1	1	8	13.8	
LIPSCOMB	02/11/12	*	26	6-10	.600	0-0	.000	6-9	.667	1	1	2	5.6	3	1	1	0	0	18	14.0	
BELMONT	02/13/12	*	30	13-18	.722	5-10	.500	0-1	.000	1	4	5	5.5	2	3	1	0	1	31	14.7	
at FGCU	02/17/12	*	33	10-15	.667	0-0	.000	3-4	.750	1	4	5	5.5	1	2	1	0	1	23	15.0	
at ETSU	2/23/12	*	24	6-11	.545	0-0	.000	0-0	.000	1	4	5	5.5	2	0	2	0	0	12	14.9	
at USC Upstate	02/25/12	*	28	6-10	.600	0-1	.000	5-8	.625	2	3	5	5.5	4	2	4	0	0	17	14.9	
Totals			29	808	165-320	.516	18-51	.353	85-117	.726	59	100	159	5.5	84	42	68	11	16	433	14.9

## CAREER STATISTICS

Season	gp-gs	min/avg	Total		3-Point		F-Throws		Rebounds				Scoring							
			fg-fga	pct	fg-fga	pct	ft-fga	pct	off	def	tot	avg	pf	fo	ast	to	blk	stl	pts	avg
2008-09*	32-0	318/9.9	21-52	.404	0-0	.000	9-13	.692	14	37	51	1.6	47	0	7	18	6	2	51	1.6
2009-10*	30-14	542/18.1	62-133	.466	0-1	.000	27-35	.771	26	53	79	2.6	67	0	14	28	9	4	151	5.0
2011-12	29-29	808/27.9	165-320	.516	18-51	.353	85-117	.726	59	100	159	5.5	84	3	42	68	11	16	433	14.9
TOTAL	29-29	808/27.9	165-320	.516	18-51	.353	85-117	.726	59	100	159	5.5	84	3	42	68	11	16	433	14.9
All*	91-43	1668/18.3	248-505	.491	18-52	.346	121-165	.733	99	190	289	3.2	198	3	63	114	26	22	635	7.0

## STETSON CAREER HIGHS

Pts	31	Belmont	2/13/12
FG	13	Belmont	2/13/12
FGA	19 (2x)	last: FGCU	1/20/12
3FG	5	Belmont	2/13/12
3FGA	10	Belmont	2/13/12
FT	8	Lipscomb	1/16/12
FTA	11	Lipscomb	1/16/12
Reb	14	Lipscomb	1/16/12
Ast	6	Saint Leo	11/19/11
TO	6 (3x)	last: Kennesaw State	1/30/12
Blk	2 (2x)	last: Kennesaw State	1/30/12
Stl	3	Kennesaw State	1/30/12

## SEASON HIGHS

Pts	
FG	
FGA	
3FG	
3FGA	
FT	
FTA	
Reb	
Ast	
TO	
Blk	
Stl	

## MISCELLANEOUS (AT SU)

	Season	Career
Double Figure Pts	-	21
Double Figure Rebs	-	3
20+ Pts	-	6
Double-Doubles	-	2
5+ Asts	-	1
3+ 3PPG	-	2
3+ Stls	-	1
Starts	-	29



VS. FLAGLER (EX.) | OCT. 29 | 7:00 PM | EDMUNDS CENTER (DELAND, FLA.)



# CASEY ALEXANDER

HEAD COACH  
SECOND YEAR  
BELMONT, 1995

Casey Alexander is entering his second season as head coach of the Stetson men's basketball program in for 2012-13. He is the 20th head coach in the Hatters' 103-year history.

Last season Alexander led the Hatters to their best record since 2008-09, while the team narrowly missed out on the Atlantic Sun Conference Tournament due to tie-breaker rules. Stetson's 6-12 league mark was also the best since 08-09, when the Hatters went 9-11 and were the seven seed in the A-Sun Tournament.

The 2011-12 Hatters improved their scoring output by 7.9 points, their shooting percentage by 14 percentage points, and three-point shooting by a staggering 46 percentage points from the previous season. Stetson also made improvements in free throw percentage (.620 to .695), assists per game (9.5 to 15), and rebounds (33.1 to 36.5).

There were also individual accomplishments during Alexander's first year at the helm. Junior center Adam Pegg (Clearwater, Fla.) was named to the All-Atlantic Sun Conference First Team, the first to do so since Garfield Blair in 2009. Pegg led the Hatters with 14.9 points and 5.5 rebounds per game. Pegg (twice) and sophomore Chris Perez were also both named A-Sun Newcomer of the Week during the 2011-12 campaign.

Alexander came to Stetson from then fellow A-Sun Conference member Belmont University in Nashville, Tenn., where he spent 16 years working under head coach Rick Byrd. He was an assistant coach for the first seven years before being elevated to associate head coach prior to the 2002-03 season.

While at Belmont, Alexander helped the Bruins to four Atlantic Sun Conference Tournament Championships, four NCAA Tournament appearances, one NIT appearance and a spot in the NAIA Final Four (1996). During his tenure, the Bruins produced two A-Sun Players of the Year, five CoSIDA Academic All-Americans and more than 86 A-Sun Academic All-Conference student athletes.

Alexander had long been known as one of the top assistant coaches in college basketball. He was ranked by FoxSports.com senior college basketball writer Jeff Goodman as the No. 5 'Mid-Major Assistant Coach' in the nation and was rated sixth in the same category by Jason Belzer of CollegeInsider.com.

Prior to his coaching stint at Belmont, Alexander was a member of the Bruins' basketball team. He had a standout four-year career (1992-95), establishing himself among the top 10 in several of the school's career statistical categories. As the team's captain, he earned a spot on the All-Tennessee Collegiate Athletic Conference team in 1995 when Belmont posted a 37-2 overall record and an 18-0 TCAC mark.

Belmont played to a record of 119-25 during Alexander's career. For his contributions both as a player and coach, Alexander was inducted into the Belmont University Athletic Hall of Fame on October 7, 2005.

Alexander, a 1995 Belmont graduate with a degree in physical education, earned his Master of Science degree in Sport Management from Austin Peay in 1996. He was born on June 8, 1972, in Chattanooga, Tenn., and raised in Nashville. He and his wife, Sunni, have three children: Allie, Reed and Mason.

## COACH ALEXANDER

Overall Record: 9-20 (6-12 A-Sun)  
Stetson Record: Same

### Prior Experience

Belmont University  
Associate Head Coach (2002-11)  
Assistant Coach (1995-02)  
Player (1992-95)

### Education

Bachelor's: Belmont, 1995  
Master's: Austin Peay, 1996

## MILESTONES

Note	Date	Opponent	Score
First Career Win	Nov. 11, 2011	Bethune-Cookman	65-60
First Home Win	Nov. 11, 2011	Bethune-Cookman	65-60
First Road Win	Nov. 14, 2011	Florida A&M	78-60
First A-Sun Win	Dec. 1, 2011	ETSU	73-65

## COACHING STAFF

Head Coach:	Casey Alexander	Belmont, '95
Associate Head Coach:	Roger Idstrom	Mars Hill College, '89
Assistant Coach:	Dwight Evans	Birmingham Southern, '84
Assistant Coach:	Steve Drabyn	Belmont, '04
Director of Operations:	Adam Jones	Arkansas, '10



2011-12 Stetson Men's Basketball  
 Stetson Season Schedule/Results & Leaders (as of Oct 25, 2012)  
 All games



RECORD:	OVERALL	HOME	AWAY	NEUTRAL
ALL GAMES	9-20	6-6	3-12	0-2
CONFERENCE	6-12	4-5	2-7	0-0
NON-CONFERENCE	3-8	2-1	1-5	0-2

Date	Opponent	Score	Att.	High Points	High Rebounds
11/11/11	BETHUNE-COOKMAN	w 65-60	1241	(14)Adam Pegg (14)Chris Perez	(10)Aaron Graham
11/14/11	at Florida A&M	w 78-60	1116	(15)Adam Pegg	(11)Joel Naburgs
11/16/11	at Florida State	66-79 L	6424	(14)Joel Naburgs	(8)Willie Green
11/19/11	SAINT LEO	w 74-69	1051	(17)Adam Pegg	(8)Chris Perez (8)Adam Pegg
11/21/11	at Charleston Southern	64-73 L	891	(17)Aaron Graham	(7)Joel Naburgs
11/28/11	vs Florida	70-96 L	5843	(20)Chris Perez	(8)Joel Naburgs
12/01/11	*ETSU	w 73-65	1046	(20)Aaron Graham	(9)Joel Naburgs (9)Adam Pegg
12/04/11	at Indiana	50-84 L	16821	(13)Chris Perez	(8)Liam McInerney
12/17/11	*USC UPSTATE	63-79 L	625	(12)Chris Perez	(5)Joel Naburgs
12/21/11	CHARLESTON SOUTHERN	81-88 L	1035	(23)Chris Perez	(9)Joel Naburgs
12/29/11	at UCF	70-80 L	4894	(17)Adam Pegg	(5)Liam McInerney
12/30/11	vs James Madison	69-71 Lot	5230	(26)Aaron Graham	(10)Liam McInerney
01/02/12	*at Kennesaw State	w 66-62	884	(24)Chris Perez	(9)Adam Pegg
01/04/12	*at Mercer	59-75 L	1750	(20)Adam Pegg	(6)Willie Green
01/07/12	*JACKSONVILLE	w 73-61	1267	(19)Adam Pegg	(7)Adam Pegg
01/09/12	*NORTH FLORIDA	w 68-64	873	(17)Willie Green	(10)Willie Green
01/14/12	*at Belmont	71-84 L	2130	(20)Adam Pegg	(7)Willie Green
01/16/12	*at Lipscomb	103-104 Lot	1917	(28)Adam Pegg	(14)Adam Pegg
01/20/12	*FGCU	85-92 L	2175	(24)Adam Pegg	(10)Adam Pegg
01/23/12	at Savannah State	45-75 L	1510	(12)Chris Perez	(7)Willie Green
01/28/12	*MERCER	64-75 L	1929	(14)Chris Perez (14)Adam Pegg (14)Joel Naburgs	(6)Willie Green
01/30/12	*KENNESAW STATE	w 75-59	1589	(22)Chris Perez	(12)Adam Pegg
02/04/12	*at North Florida	96-99 L	1324	(24)Aaron Graham	(6)Aaron Graham (6)Willie Green
02/06/12	*at Jacksonville	63-74 L	1078	(22)Aaron Graham	(7)Aaron Graham (7)Adam Pegg (7)Joel Naburgs
02/11/12	*LIPSCOMB	91-99 Lot	1542	(18)Adam Pegg	(11)Chris Perez
02/13/12	*BELMONT	93-106 L	1975	(31)Adam Pegg	(7)Willie Green
02/17/12	*at FGCU	w 86-80	2352	(23)Adam Pegg	(5)Adam Pegg (5)Willie Green (5)Liam McInerney
2/23/12	*at ETSU	56-72 L	3057	(12)Adam Pegg	(9)Chris Perez
02/25/12	*at USC Upstate	72-90 L	603	(23)Chris Perez	(5)Chris Perez (5)Adam Pegg (5)Aaron Graham

\* - Conference game

Attendance Summary	Games	Attend	Avg/Game
Home	12	16348	1362
Away	15	46751	3117
Neutral	2	11073	5536
Total	29	74172	2558



2011-12 Stetson Men's Basketball  
 Stetson Season Box Score (as of Oct 25, 2012)  
 All games



RECORD:	OVERALL	HOME	AWAY	NEUTRAL
ALL GAMES	9-20	6-6	3-12	0-2
CONFERENCE	6-12	4-5	2-7	0-0
NON-CONFERENCE	3-8	2-1	1-5	0-2

##	Player	gp-gs	min	avg	Total		3-Point		F-Throw		Rebounds					pf	dq	a	to	blk	stl	pts	avg
					fg-fga	fg%	3fg-fga	3fg%	ft-fa	ft%	off	def	tot	avg									
41	Adam Pegg	29-29	808	27.9	165-320	.516	18-51	.353	85-117	.726	59	100	159	5.5	84	3	42	68	11	16	433	14.9	
23	Chris Perez	29-28	903	31.1	148-325	.455	32-99	.323	64-102	.627	55	76	131	4.5	74	2	50	57	1	33	392	13.5	
11	Aaron Graham	29-29	830	28.6	112-288	.389	68-190	.358	77-99	.778	23	101	124	4.3	82	5	73	79	6	39	369	12.7	
12	Joel Naburgs	28-27	817	29.2	85-214	.397	51-149	.342	36-47	.766	26	115	141	5.0	50	1	74	60	2	25	257	9.2	
03	Willie Green	29-0	641	22.1	81-157	.516	3-16	.188	47-72	.653	50	84	134	4.6	46	0	38	41	39	10	212	7.3	
24	Liam McInerney	29-29	656	22.6	42-91	.462	20-43	.465	20-30	.667	47	71	118	4.1	83	3	41	41	14	23	124	4.3	
22	Tyshawn Patterson	29-0	379	13.1	32-93	.344	10-36	.278	26-36	.722	9	37	46	1.6	37	0	44	52	3	21	100	3.4	
02	Amara Thompson	17-2	261	15.4	19-46	.413	2-6	.333	15-31	.484	10	29	39	2.3	26	0	37	49	3	8	55	3.2	
01	Dennis Diaz	29-1	302	10.4	28-76	.368	15-52	.288	8-11	.727	13	28	41	1.4	38	2	20	36	1	10	79	2.7	
33	J.R. Weston	10-0	80	8.0	8-19	.421	6-13	.462	2-5	.400	3	6	9	0.9	11	0	5	4	1	0	24	2.4	
21	Jermol Paul	27-0	166	6.1	11-28	.393	3-10	.300	16-20	.800	11	18	29	1.1	25	0	5	18	2	3	41	1.5	
04	Diego Morales	8-0	32	4.0	1-3	.333	1-2	.500	0-0	.000	0	2	2	0.3	4	0	5	3	0	0	3	0.4	
Team											35	50	85				6						
Total.....		29	5875		732-1660	.441	229-667	.343	396-570	.695	341	717	1058	36.5	560	16	434	514	83	188	2089	72.0	
Opponents.....		29	5875		844-1821	.463	202-560	.361	385-584	.659	371	677	1048	36.1	493	-	453	399	80	267	2275	78.4	

Score by Periods	1st	2nd	OT	Totals
Stetson	962	1085	42	2089
Opponents	1006	1216	53	2275



2011-12 Stetson Men's Basketball  
 Stetson Season Box Score (as of Oct 25, 2012)  
 Conference games



RECORD:	OVERALL	HOME	AWAY	NEUTRAL
ALL GAMES	6-12	4-5	2-7	0-0
CONFERENCE	6-12	4-5	2-7	0-0
NON-CONFERENCE	0-0	0-0	0-0	0-0

##	Player	gp-gs	min	avg	Total		3-Point		F-Throw		Rebounds				pf	dq	a	to	blk	stl	pts	avg
					fg-fga	fg%	3fg-fga	3fg%	ft-fa	ft%	off	def	tot	avg								
41	Adam Pegg	18-18	505	28.1	115-218	.528	11-33	.333	49-68	.721	47	61	108	6.0	56	2	25	37	7	10	290	16.1
23	Chris Perez	18-17	565	31.4	97-201	.483	23-65	.354	42-64	.656	31	54	85	4.7	46	2	36	30	1	20	259	14.4
11	Aaron Graham	18-18	541	30.1	75-190	.395	46-130	.354	56-73	.767	11	51	62	3.4	52	3	44	45	4	24	252	14.0
12	Joel Naburgs	18-17	544	30.2	52-129	.403	30-90	.333	29-35	.829	12	69	81	4.5	33	1	55	35	2	18	163	9.1
03	Willie Green	18-0	412	22.9	51-98	.520	1-10	.100	39-54	.722	36	56	92	5.1	29	0	24	19	22	6	142	7.9
24	Liam McInerney	18-18	395	21.9	28-51	.549	15-28	.536	6-10	.600	25	38	63	3.5	49	2	27	23	10	16	77	4.3
22	Tyshawn Patterson	18-0	222	12.3	25-67	.373	5-24	.208	15-20	.750	8	22	30	1.7	24	0	22	31	0	12	70	3.9
02	Amara Thompson	13-1	190	14.6	12-27	.444	2-4	.500	10-23	.435	8	22	30	2.3	20	0	30	37	3	5	36	2.8
33	J.R. Weston	3-0	16	5.3	2-4	.500	2-4	.500	1-2	.500	0	2	2	0.7	3	0	0	1	0	0	7	2.3
01	Dennis Diaz	18-1	173	9.6	14-42	.333	9-33	.273	2-3	.667	6	12	18	1.0	27	2	12	20	0	7	39	2.2
21	Jermol Paul	16-0	74	4.6	5-17	.294	1-5	.200	8-10	.800	9	8	17	1.1	10	0	3	6	0	1	19	1.2
04	Diego Morales	3-0	13	4.3	1-2	.500	1-2	.500	0-0	.000	0	0	0	0.0	2	0	2	2	0	0	3	1.0
Team											18	31	49					4				
Total.....		18	3650		477-1046	.456	146-428	.341	257-362	.710	211	426	637	35.4	351	12	280	290	49	119	1357	75.4
Opponents.....		18	3650		532-1107	.481	120-346	.347	256-380	.674	217	413	630	35.0	311	-	288	243	42	140	1440	80.0

Score by Periods	1st	2nd	OT	Totals
Stetson	635	690	32	1357
Opponents	637	762	41	1440



2011-12 Stetson Men's Basketball  
Stetson Team Game-by-Game (as of Oct 25, 2012)  
All games



TEAM STATISTICS

Opponent	Date	Score		Total		3-Pointers		Free throws		Rebounds				pf	a	t/o	blk	stl	pts	avg
				fg-fga	pct	3fg-fga	pct	ft-fa	pct	off	def	tot	avg							
BETHUNE-COOKMAN	11/11/11	65-60	W	23-42	.548	6-12	.500	13-24	.542	6	30	36	36.0	23	15	29	4	8	65	65.0
at Florida A&M	11/14/11	78-60	W	26-55	.473	7-14	.500	19-21	.905	12	42	54	45.0	25	14	26	2	7	78	71.5
at Florida State	11/16/11	66-79	L	25-67	.373	10-33	.303	6-9	.667	19	15	34	41.3	14	14	17	0	8	66	69.7
SAINT LEO	11/19/11	74-69	W	24-53	.453	10-29	.345	16-19	.842	15	26	41	41.2	13	19	16	4	3	74	70.8
at Charleston Southern	11/21/11	64-73	L	22-51	.431	13-26	.500	7-15	.467	9	25	34	39.8	21	10	26	5	6	64	69.4
vs Florida	11/28/11	70-96	L	24-58	.414	1-17	.059	21-29	.724	10	27	37	39.3	19	14	18	3	4	70	69.5
ETSU	12/01/11	73-65	W	25-54	.463	11-24	.458	12-23	.522	13	32	45	40.1	20	20	23	3	5	73	70.0
at Indiana	12/04/11	50-84	L	17-53	.321	8-20	.400	8-13	.615	12	24	36	39.6	14	8	23	1	6	50	67.5
USC UPSTATE	12/17/11	63-79	L	23-50	.460	5-15	.333	12-17	.706	11	20	31	38.7	20	14	20	3	6	63	67.0
CHARLESTON SOUTHER	12/21/11	81-88	L	30-68	.441	13-31	.419	8-13	.615	13	26	39	38.7	22	23	20	4	9	81	68.4
at UCF	12/29/11	70-80	L	24-64	.375	7-23	.304	15-18	.833	14	19	33	38.2	23	14	13	5	6	70	68.5
vs James Madison	12/30/11	69-71	Lot	23-52	.442	7-24	.292	16-24	.667	8	35	43	38.6	17	16	21	2	6	69	68.6
at Kennesaw State	01/02/12	66-62	W	24-51	.471	10-21	.476	8-14	.571	9	28	37	38.5	15	18	13	3	4	66	68.4
at Mercer	01/04/12	59-75	L	21-56	.375	4-23	.174	13-18	.722	11	18	29	37.8	22	7	13	2	8	59	67.7
JACKSONVILLE	01/07/12	73-61	W	24-44	.545	4-16	.250	21-30	.700	8	25	33	37.5	22	14	21	1	7	73	68.1
NORTH FLORIDA	01/09/12	68-64	W	26-55	.473	4-16	.250	12-18	.667	11	22	33	37.2	13	13	10	4	8	68	68.1
at Belmont	01/14/12	71-84	L	24-54	.444	15-33	.455	8-11	.727	9	17	26	36.5	18	18	19	3	8	71	68.2
at Lipscomb	01/16/12	103-104	Lot	34-74	.459	13-37	.351	22-30	.733	14	32	46	37.1	25	20	16	3	8	103	70.2
FGCU	01/20/12	85-92	L	29-73	.397	8-28	.286	19-26	.731	25	18	43	37.4	20	17	14	0	7	85	70.9
at Savannah State	01/23/12	45-75	L	17-51	.333	1-10	.100	10-23	.435	12	22	34	37.2	18	7	15	4	6	45	69.7
MERCER	01/28/12	64-75	L	20-51	.392	7-27	.259	17-19	.895	8	21	29	36.8	22	12	21	6	10	64	69.4
KENNESAW STATE	01/30/12	75-59	W	27-68	.397	9-25	.360	12-16	.750	22	27	49	37.4	14	22	18	5	9	75	69.6
at North Florida	02/04/12	96-99	L	36-68	.529	8-24	.333	16-19	.842	11	15	26	36.9	22	7	8	2	8	96	70.8
at Jacksonville	02/06/12	63-74	L	21-54	.389	5-19	.263	16-22	.727	12	28	40	37.0	14	14	18	3	5	63	70.5
LIPSCOMB	02/11/12	91-99	Lot	30-63	.476	7-22	.318	24-32	.750	9	27	36	37.0	31	21	18	3	8	91	71.3
BELMONT	02/13/12	93-106	L	37-71	.521	15-35	.429	4-9	.444	12	17	29	36.7	16	24	11	3	4	93	72.1
at FGCU	02/17/12	86-80	W	27-48	.563	8-18	.444	24-31	.774	7	25	32	36.5	13	22	14	1	6	86	72.6
at ETSU	2/23/12	56-72	L	23-58	.397	5-23	.217	5-9	.556	9	27	36	36.5	22	8	13	3	4	56	72.0
at USC Upstate	02/25/12	72-90	L	26-54	.481	8-22	.364	12-18	.667	10	27	37	36.5	22	9	20	1	4	72	72.0
Stetson		2089		732-1660	.441	229-667	.343	396-570	.695	341	717	1058	36.5	560	434	514	83	188	2089	72.0
Opponents		2275		844-1821	.463	202-560	.361	385-584	.659	371	677	1048	36.1	493	453	399	80	267	2275	78.4

Games played: 29  
Points/game: 72.0  
FG Pct: 44.1  
3FG Pct: 34.3  
FT Pct: 69.5

Rebounds/game: 36.5  
Assists/game: 15.0  
Turnovers/game: 17.7  
Assist/turnover ratio: 0.8  
Steals/game: 6.5  
Blocks/game: 2.9



2011-12 Stetson Men's Basketball  
 Stetson Team Game-by-Game Comparison (as of Oct 25, 2012)  
 All games



Opponent	1st	2nd	Score	Mar	Total FG	FG Pct	3-Pointers	3FG Pct	Free Throws	FT Pct	Rebounds	Assist	T/Over	Block	Steal	Fouls
BETHUNE-COOKMAN	30/31	35/29	65-60	+5	23-42/19-73	.548/.260	6-12/4-19	.500/.211	13-24/18-25	.542/.720	36/47 (11)	15/6	29/19	4/2	8/16	23/23
Florida A&M	35/27	43/33	78-60	+18	26-55/24-74	.473/.324	7-14/2-16	.500/.125	19-21/10-19	.905/.526	54/31 +23	14/11	26/19	2/2	7/12	25/20
Florida State	34/42	32/37	66-79	(13)	25-67/32-56	.373/.571	10-33/4-10	.303/.400	6-9/11-17	.667/.647	34/36 (2)	14/15	17/17	0/5	8/9	14/12
SAINT LEO	34/30	40/39	74-69	+5	24-53/26-59	.453/.441	10-29/12-23	.345/.522	16-19/5-10	.842/.500	41/24 +17	19/14	16/10	4/0	3/12	13/19
Charleston Southern	26/22	38/51	64-73	(9)	22-51/26-56	.431/.464	13-26/8-19	.500/.421	7-15/13-21	.467/.619	34/34 -	10/17	26/18	5/1	6/17	21/14
Florida	31/47	39/49	70-96	(26)	24-58/34-73	.414/.466	1-17/14-35	.059/.400	21-29/14-20	.724/.700	37/43 (6)	14/22	18/10	3/6	4/14	19/21
ETSU	28/25	45/40	73-65	+8	25-54/25-58	.463/.431	11-24/2-12	.458/.167	12-23/13-24	.522/.542	45/28 +17	20/14	23/16	3/4	5/11	20/16
Indiana	29/33	21/51	50-84	(34)	17-53/34-66	.321/.515	8-20/5-13	.400/.385	8-13/11-14	.615/.786	36/36 -	8/20	23/9	1/7	6/13	14/10
USC UPSTATE	35/32	28/47	63-79	(16)	23-50/27-60	.460/.450	5-15/8-18	.333/.444	12-17/17-21	.706/.810	31/32 (1)	14/12	20/11	3/3	6/14	20/17
CHARLESTON SOUTHERN	40/37	41/51	81-88	(7)	30-68/34-66	.441/.515	13-31/9-19	.419/.474	8-13/11-19	.615/.579	39/37 +2	23/22	20/16	4/5	9/11	22/15
UCF	29/40	41/40	70-80	(10)	24-64/29-56	.375/.518	7-23/7-19	.304/.368	15-18/15-26	.833/.577	33/43 (10)	14/12	13/15	5/5	6/6	23/14
James Madison	26/25	33/34	69-71	(2)	23-52/27-72	.442/.375	7-24/6-21	.292/.286	16-24/11-14	.667/.786	43/37 +6	16/13	21/11	2/2	6/8	17/17
Kennesaw State	32/21	34/41	66-62	+4	24-51/24-55	.471/.436	10-21/5-21	.476/.238	8-14/9-15	.571/.600	37/29 +8	18/15	13/10	3/4	4/5	15/14
Mercer	28/36	31/39	59-75	(16)	21-56/24-51	.375/.471	4-23/3-16	.174/.188	13-18/24-30	.722/.800	29/38 (9)	7/15	13/14	2/2	8/5	22/12
JACKSONVILLE	34/27	39/34	73-61	+12	24-44/21-58	.545/.362	4-16/4-14	.250/.286	21-30/15-22	.700/.682	33/31 +2	14/13	21/16	1/1	7/10	22/24
NORTH FLORIDA	36/32	32/32	68-64	+4	26-55/27-57	.473/.474	4-16/6-19	.250/.316	12-18/4-12	.667/.333	33/35 (2)	13/18	10/13	4/3	8/2	13/16
Belmont	31/29	40/55	71-84	(13)	24-54/32-59	.444/.542	15-33/5-22	.455/.227	8-11/15-18	.727/.833	26/35 (9)	18/22	19/16	3/2	8/10	18/14
Lipscomb	39/41	49/47	103-104	(1)	34-74/41-74	.459/.554	13-37/8-21	.351/.381	22-30/14-28	.733/.500	46/41 +5	20/17	16/15	3/2	8/5	25/24
FGCU	38/40	47/52	85-92	(7)	29-73/33-51	.397/.647	8-28/9-22	.286/.409	19-26/17-22	.731/.773	43/25 +18	17/18	14/15	0/2	7/9	20/19
Savannah State	13/35	32/40	45-75	(30)	17-51/27-63	.333/.429	1-10/11-20	.100/.550	10-23/10-19	.435/.526	34/50 (16)	7/13	15/12	4/3	6/9	18/17
MERCER	30/43	34/32	64-75	(11)	20-51/28-48	.392/.583	7-27/7-15	.259/.467	17-19/12-24	.895/.500	29/28 +1	12/23	21/19	6/2	10/9	22/19
KENNESAW STATE	42/22	33/37	75-59	+16	27-68/24-62	.397/.387	9-25/4-17	.360/.235	12-16/7-11	.750/.636	49/32 +17	22/16	18/17	5/4	9/10	14/14
North Florida	54/47	42/52	96-99	(3)	36-68/37-61	.529/.607	8-24/11-22	.333/.500	16-19/14-21	.842/.667	26/38 (12)	7/12	8/16	2/1	8/3	22/20
Jacksonville	31/38	32/36	63-74	(11)	21-54/26-64	.389/.406	5-19/9-22	.263/.409	16-22/13-19	.727/.684	40/37 +3	14/15	18/10	3/4	5/9	14/16
LIPSCOMB	37/43	37/31	91-99	(8)	30-63/33-69	.476/.478	7-22/3-15	.318/.200	24-32/30-42	.750/.714	36/42 (6)	21/14	18/14	3/2	8/8	31/23
BELMONT	47/56	46/50	93-106	(13)	37-71/37-64	.521/.578	15-35/12-20	.429/.600	4-9/20-21	.444/.952	29/35 (6)	24/22	11/12	3/1	4/6	16/13
FGCU	44/34	42/46	86-80	+6	27-48/30-79	.563/.380	8-18/14-40	.444/.350	24-31/6-9	.774/.667	32/43 (11)	22/17	14/12	1/1	6/7	13/22
ETSU	19/29	37/43	56-72	(16)	23-58/27-60	.397/.450	5-23/1-8	.217/.125	5-9/17-25	.556/.680	36/39 (3)	8/6	13/7	3/1	4/6	22/13
USC Upstate	30/42	42/48	72-90	(18)	26-54/36-77	.481/.468	8-22/9-22	.364/.409	12-18/9-16	.667/.563	37/42 (5)	9/19	20/10	1/3	4/11	22/15

Note: Game totals are displayed in the format TEAM/OPPONENT for each category



2011-12 Stetson Men's Basketball  
 Stetson Category Leaders (as of Oct 25, 2012)  
 All games



Points	G	Pts	Pts/G
Adam Pegg	29	433	14.9
Chris Perez	29	392	13.5
Aaron Graham	29	369	12.7
Joel Naburgs	28	257	9.2
Willie Green	29	212	7.3
Liam McInerney	29	124	4.3
Tyshawn Patterson	29	100	3.4
Dennis Diaz	29	79	2.7
Amara Thompson	17	55	3.2
Jermol Paul	27	41	1.5
J.R. Weston	10	24	2.4
Diego Morales	8	3	0.4

FG Percentage	FG	Att	Pct
Willie Green	81	157	.516
Adam Pegg	165	320	.516
Liam McInerney	42	91	.462
Chris Perez	148	325	.455
J.R. Weston	8	19	.421
Amara Thompson	19	46	.413
Joel Naburgs	85	214	.397
Jermol Paul	11	28	.393
Aaron Graham	112	288	.389
Dennis Diaz	28	76	.368
Tyshawn Patterson	32	93	.344
Diego Morales	1	3	.333

3-Point Percentage	3FG	Att	Pct
Diego Morales	1	2	.500
Liam McInerney	20	43	.465
J.R. Weston	6	13	.462
Aaron Graham	68	190	.358
Adam Pegg	18	51	.353
Joel Naburgs	51	149	.342
Amara Thompson	2	6	.333
Chris Perez	32	99	.323
Jermol Paul	3	10	.300
Dennis Diaz	15	52	.288
Tyshawn Patterson	10	36	.278
Willie Green	3	16	.188

Free Throw Percent	FG	Att	Pct
Jermol Paul	16	20	.800
Aaron Graham	77	99	.778
Joel Naburgs	36	47	.766
Dennis Diaz	8	11	.727
Adam Pegg	85	117	.726
Tyshawn Patterson	26	36	.722
Liam McInerney	20	30	.667
Willie Green	47	72	.653
Chris Perez	64	102	.627
Amara Thompson	15	31	.484
J.R. Weston	2	5	.400

Scoring Average	G	Pts	Avg/G
Adam Pegg	29	433	14.9
Chris Perez	29	392	13.5
Aaron Graham	29	369	12.7
Joel Naburgs	28	257	9.2
Willie Green	29	212	7.3
Liam McInerney	29	124	4.3
Tyshawn Patterson	29	100	3.4
Amara Thompson	17	55	3.2
Dennis Diaz	29	79	2.7
J.R. Weston	10	24	2.4
Jermol Paul	27	41	1.5
Diego Morales	8	3	0.4

Field Goal Attempts	G	Att	Att/G
Chris Perez	29	325	11.2
Adam Pegg	29	320	11.0
Aaron Graham	29	288	9.9
Joel Naburgs	28	214	7.6
Willie Green	29	157	5.4

Field Goals Made	G	Made	Made/G
Adam Pegg	29	165	5.7
Chris Perez	29	148	5.1
Aaron Graham	29	112	3.9
Joel Naburgs	28	85	3.0
Willie Green	29	81	2.8

3-Point FG Attempts	G	Att	Att/G
Aaron Graham	29	190	6.6
Joel Naburgs	28	149	5.3
Chris Perez	29	99	3.4
Dennis Diaz	29	52	1.8
Adam Pegg	29	51	1.8

3-Point FG Made	G	Made	Made/G
Aaron Graham	29	68	2.3
Joel Naburgs	28	51	1.8
Chris Perez	29	32	1.1
Liam McInerney	29	20	0.7
Adam Pegg	29	18	0.6

Free Throw Attempts	G	Att	Att/G
Adam Pegg	29	117	4.0
Chris Perez	29	102	3.5
Aaron Graham	29	99	3.4
Willie Green	29	72	2.5
Joel Naburgs	28	47	1.7

Free Throws Made	G	Made	Made/G
Adam Pegg	29	85	2.9
Aaron Graham	29	77	2.7
Chris Perez	29	64	2.2
Willie Green	29	47	1.6
Joel Naburgs	28	36	1.3



2011-12 Stetson Men's Basketball  
Stetson Category Leaders (as of Oct 25, 2012)  
All games



Rebounds	G	Reb	Reb/G
Adam Pegg	29	159	5.5
Joel Naburgs	28	141	5.0
Willie Green	29	134	4.6
Chris Perez	29	131	4.5
Aaron Graham	29	124	4.3

Rebound Average	G	Reb	Avg/G
Adam Pegg	29	159	5.5
Joel Naburgs	28	141	5.0
Willie Green	29	134	4.6
Chris Perez	29	131	4.5
Aaron Graham	29	124	4.3

Offensive Rebounds	G	No.	Avg/G
Adam Pegg	29	59	2.0
Chris Perez	29	55	1.9
Willie Green	29	50	1.7
Liam McInerney	29	47	1.6
Joel Naburgs	28	26	0.9

Defensive Rebounds	G	No.	Avg/G
Joel Naburgs	28	115	4.1
Aaron Graham	29	101	3.5
Adam Pegg	29	100	3.4
Willie Green	29	84	2.9
Chris Perez	29	76	2.6

Fouls	G	No.	Per/G
Adam Pegg	29	84	2.9
Liam McInerney	29	83	2.9
Aaron Graham	29	82	2.8
Chris Perez	29	74	2.6
Joel Naburgs	28	50	1.8

Foulsouts	G	No.
Aaron Graham	29	5
Adam Pegg	29	3
Liam McInerney	29	3
Chris Perez	29	2
Dennis Diaz	29	2

Assists	G	No.	Ast/G
Joel Naburgs	28	74	2.6
Aaron Graham	29	73	2.5
Chris Perez	29	50	1.7
Tyshawn Patterson	29	44	1.5
Adam Pegg	29	42	1.4

Steals	G	No.	Stl/G
Aaron Graham	29	39	1.3
Chris Perez	29	33	1.1
Joel Naburgs	28	25	0.9
Liam McInerney	29	23	0.8
Tyshawn Patterson	29	21	0.7

Blocked Shots	G	No.	Blk/G
Willie Green	29	39	1.3
Liam McInerney	29	14	0.5
Adam Pegg	29	11	0.4
Aaron Graham	29	6	0.2
Tyshawn Patterson	29	3	0.1
Amara Thompson	17	3	0.2

Minutes	G	No.	Min/G
Chris Perez	29	903	31.1
Aaron Graham	29	830	28.6
Joel Naburgs	28	817	29.2
Adam Pegg	29	808	27.9
Liam McInerney	29	656	22.6

Turnovers	G	No.	TO/G
Aaron Graham	29	79	2.7
Adam Pegg	29	68	2.3
Joel Naburgs	28	60	2.1
Chris Perez	29	57	2.0
Tyshawn Patterson	29	52	1.8



2011-12 Stetson Men's Basketball  
Stetson Team High/Low Analysis (as of Oct 25, 2012)  
All games



Stetson - TEAM GAME HIGHS

POINTS	103	at Lipscomb (01/16/12)
	96	at North Florida (02/04/12)
	93	BELMONT (02/13/12)
	91	LIPSCOMB (02/11/12)
	86	at FGCU (02/17/12)
FIELD GOALS MADE	37	BELMONT (02/13/12)
	36	at North Florida (02/04/12)
FIELD GOAL ATTEMPTS	74	at Lipscomb (01/16/12)
	73	FGCU (01/20/12)
FIELD GOAL PERCENTAGE	.563 (27-48)	at FGCU (02/17/12)
	.548 (23-42)	BETHUNE-COOKMAN (11/11/11)
3 PT FIELD GOALS MADE	15	BELMONT (02/13/12)
	15	at Belmont (01/14/12)
3 PT FG ATTEMPTS	37	at Lipscomb (01/16/12)
	35	BELMONT (02/13/12)
3 PT FG PERCENTAGE	.500 (13-26)	at Charleston Southern (11/21/11)
	.500 (7-14)	at Florida A&M (11/14/11)
	.500 (6-12)	BETHUNE-COOKMAN (11/11/11)
FREE THROWS MADE	24	at FGCU (02/17/12)
	24	LIPSCOMB (02/11/12)
FREE THROW ATTEMPTS	32	LIPSCOMB (02/11/12)
	31	at FGCU (02/17/12)
FREE THROW PERCENTAGE	.905 (19-21)	at Florida A&M (11/14/11)
	.895 (17-19)	MERCER (01/28/12)
REBOUNDS	54	at Florida A&M (11/14/11)
	49	KENNESAW STATE (01/30/12)
ASSISTS	24	BELMONT (02/13/12)
	23	CHARLESTON SOUTHERN (12/21/11)
STEALS	10	MERCER (01/28/12)
	9	KENNESAW STATE (01/30/12)
	9	CHARLESTON SOUTHERN (12/21/11)
BLOCKED SHOTS	6	MERCER (01/28/12)
	5	KENNESAW STATE (01/30/12)
	5	at UCF (12/29/11)
	5	at Charleston Southern (11/21/11)
TURNOVERS	29	BETHUNE-COOKMAN (11/11/11)
	26	at Charleston Southern (11/21/11)
	26	at Florida A&M (11/14/11)
FOULS	31	LIPSCOMB (02/11/12)
	25	at Lipscomb (01/16/12)
	25	at Florida A&M (11/14/11)



2011-12 Stetson Men's Basketball  
Stetson High/Low Analysis (as of Oct 25, 2012)  
All games



Opponent - GAME HIGHS

POINTS	106	BELMONT (02/13/12)
	104	at Lipscomb (01/16/12)
	99	LIPSCOMB (02/11/12)
	99	at North Florida (02/04/12)
	96	vs Florida (11/28/11)
FIELD GOALS MADE	41	at Lipscomb (01/16/12)
	37	BELMONT (02/13/12)
	37	at North Florida (02/04/12)
FIELD GOAL ATTEMPTS	79	at FGCU (02/17/12)
	77	at USC Upstate (02/25/12)
FIELD GOAL PERCENTAGE	.647 (33-51)	FGCU (01/20/12)
	.607 (37-61)	at North Florida (02/04/12)
3 PT FIELD GOALS MADE	14	at FGCU (02/17/12)
	14	vs Florida (11/28/11)
3 PT FG ATTEMPTS	40	at FGCU (02/17/12)
	35	vs Florida (11/28/11)
3 PT FG PERCENTAGE	.600 (12-20)	BELMONT (02/13/12)
	.550 (11-20)	at Savannah State (01/23/12)
FREE THROWS MADE	30	LIPSCOMB (02/11/12)
	24	at Mercer (01/04/12)
FREE THROW ATTEMPTS	42	LIPSCOMB (02/11/12)
	30	at Mercer (01/04/12)
FREE THROW PERCENTAGE	.952 (20-21)	BELMONT (02/13/12)
	.833 (15-18)	at Belmont (01/14/12)
REBOUNDS	50	at Savannah State (01/23/12)
	47	BETHUNE-COOKMAN (11/11/11)
ASSISTS	23	MERCER (01/28/12)
	22	BELMONT (02/13/12)
	22	at Belmont (01/14/12)
	22	CHARLESTON SOUTHERN (12/21/11)
	22	vs Florida (11/28/11)
STEALS	17	at Charleston Southern (11/21/11)
	16	BETHUNE-COOKMAN (11/11/11)
BLOCKED SHOTS	7	at Indiana (12/04/11)
	6	vs Florida (11/28/11)
TURNOVERS	19	MERCER (01/28/12)
	19	at Florida A&M (11/14/11)
	19	BETHUNE-COOKMAN (11/11/11)
FOULS	24	at Lipscomb (01/16/12)
	24	JACKSONVILLE (01/07/12)



2011-12 Stetson Men's Basketball  
Stetson High/Low Analysis (as of Oct 25, 2012)  
All games



Stetson - GAME LOWS

POINTS	45	at Savannah State (01/23/12)
	50	at Indiana (12/04/11)
	56	at ETSU (2/23/12)
	59	at Mercer (01/04/12)
	63	USC UPSTATE (12/17/11)
	63	at Jacksonville (02/06/12)
FIELD GOALS MADE	17	at Indiana (12/04/11)
	17	at Savannah State (01/23/12)
FIELD GOAL ATTEMPTS	42	BETHUNE-COOKMAN (11/11/11)
	44	JACKSONVILLE (01/07/12)
FIELD GOAL PERCENTAGE	.321 (17-53)	at Indiana (12/04/11)
	.333 (17-51)	at Savannah State (01/23/12)
3 PT FIELD GOALS MADE	1	vs Florida (11/28/11)
	1	at Savannah State (01/23/12)
3 PT FG ATTEMPTS	10	at Savannah State (01/23/12)
	12	BETHUNE-COOKMAN (11/11/11)
3 PT FG PERCENTAGE	.059 (1-17)	vs Florida (11/28/11)
	.100 (1-10)	at Savannah State (01/23/12)
FREE THROWS MADE	4	BELMONT (02/13/12)
	5	at ETSU (2/23/12)
FREE THROW ATTEMPTS	9	at Florida State (11/16/11)
	9	BELMONT (02/13/12)
	9	at ETSU (2/23/12)
FREE THROW PERCENTAGE	.435 (10-23)	at Savannah State (01/23/12)
	.444 (4-9)	BELMONT (02/13/12)
REBOUNDS	26	at Belmont (01/14/12)
	26	at North Florida (02/04/12)
ASSISTS	7	at Mercer (01/04/12)
	7	at Savannah State (01/23/12)
	7	at North Florida (02/04/12)
STEALS	3	SAINT LEO (11/19/11)
	4	vs Florida (11/28/11)
	4	at Kennesaw State (01/02/12)
	4	BELMONT (02/13/12)
	4	at ETSU (2/23/12)
	4	at USC Upstate (02/25/12)
BLOCKED SHOTS	0	at Florida State (11/16/11)
	0	FGCU (01/20/12)
TURNOVERS	8	at North Florida (02/04/12)
	10	NORTH FLORIDA (01/09/12)
FOULS	13	SAINT LEO (11/19/11)
	13	NORTH FLORIDA (01/09/12)
	13	at FGCU (02/17/12)



2011-12 Stetson Men's Basketball  
Stetson High/Low Analysis (as of Oct 25, 2012)  
All games



Opponent - GAME LOWS

POINTS	59	KENNESAW STATE (01/30/12)
	60	BETHUNE-COOKMAN (11/11/11)
	60	at Florida A&M (11/14/11)
	61	JACKSONVILLE (01/07/12)
	62	at Kennesaw State (01/02/12)
FIELD GOALS MADE	19	BETHUNE-COOKMAN (11/11/11)
	21	JACKSONVILLE (01/07/12)
FIELD GOAL ATTEMPTS	48	MERCER (01/28/12)
	51	at Mercer (01/04/12)
	51	FGCU (01/20/12)
FIELD GOAL PERCENTAGE	.260 (19-73)	BETHUNE-COOKMAN (11/11/11)
	.324 (24-74)	at Florida A&M (11/14/11)
3 PT FIELD GOALS MADE	1	at ETSU (2/23/12)
	2	at Florida A&M (11/14/11)
	2	ETSU (12/01/11)
3 PT FG ATTEMPTS	8	at ETSU (2/23/12)
	10	at Florida State (11/16/11)
3 PT FG PERCENTAGE	.125 (1-8)	at ETSU (2/23/12)
	.125 (2-16)	at Florida A&M (11/14/11)
FREE THROWS MADE	4	NORTH FLORIDA (01/09/12)
	5	SAINT LEO (11/19/11)
FREE THROW ATTEMPTS	9	at FGCU (02/17/12)
	10	SAINT LEO (11/19/11)
FREE THROW PERCENTAGE	.333 (4-12)	NORTH FLORIDA (01/09/12)
	.500 (5-10)	SAINT LEO (11/19/11)
	.500 (12-24)	MERCER (01/28/12)
	.500 (14-28)	at Lipscomb (01/16/12)
REBOUNDS	24	SAINT LEO (11/19/11)
	25	FGCU (01/20/12)
ASSISTS	6	BETHUNE-COOKMAN (11/11/11)
	6	at ETSU (2/23/12)
STEALS	2	NORTH FLORIDA (01/09/12)
	3	at North Florida (02/04/12)
BLOCKED SHOTS	0	SAINT LEO (11/19/11)
	1	at Charleston Southern (11/21/11)
	1	JACKSONVILLE (01/07/12)
	1	at North Florida (02/04/12)
	1	BELMONT (02/13/12)
	1	at FGCU (02/17/12)
	1	at ETSU (2/23/12)
TURNOVERS	7	at ETSU (2/23/12)
	9	at Indiana (12/04/11)
FOULS	10	at Indiana (12/04/11)
	12	at Florida State (11/16/11)
	12	at Mercer (01/04/12)



2011-12 Stetson Men's Basketball  
Stetson Player High/Low Analysis (as of Oct 25, 2012)  
All games



Stetson - INDIVIDUAL GAME HIGHS

Points	31		Adam Pegg vs Belmont (02/13/12)
	28		Adam Pegg at Lipscomb (01/16/12)
	26		Aaron Graham vs James Madison (12/30/11)
	24		Aaron Graham at North Florida (02/04/12)
	24		Adam Pegg vs FGCU (01/20/12)
	24		Aaron Graham at Lipscomb (01/16/12)
	24		Chris Perez at Kennesaw State (01/02/12)
Field Goals Made	13		Adam Pegg vs Belmont (02/13/12)
	10		Chris Perez at USC Upstate (02/25/12)
	10		Adam Pegg at FGCU (02/17/12)
	10		Adam Pegg at Lipscomb (01/16/12)
	10		Chris Perez vs Charleston Southern (12/21/11)
Field Goal Att.	19		Adam Pegg vs FGCU (01/20/12)
	19		Adam Pegg at Lipscomb (01/16/12)
FG Pct (min 5 made)	.833	(5-6)	Liam McInerney at Florida A&M (11/14/11)
	.778	(7-9)	Willie Green vs North Florida (01/09/12)
	.778	(7-9)	Adam Pegg vs Saint Leo (11/19/11)
3-Point FG Made	5		Adam Pegg vs Belmont (02/13/12)
	5		Chris Perez at Lipscomb (01/16/12)
	5		Aaron Graham vs James Madison (12/30/11)
	5		Aaron Graham vs ETSU (12/01/11)
	5		Joel Naburgs vs ETSU (12/01/11)
	5		Aaron Graham at Charleston Southern (11/21/11)
3-Point FG Att.	12		Aaron Graham at Lipscomb (01/16/12)
	11		Aaron Graham at Belmont (01/14/12)
	11		Joel Naburgs vs ETSU (12/01/11)
3-Pt FG Pct (min 2 made)	1.000	(2-2)	Tyshawn Patterson vs FGCU (01/20/12)
	1.000	(2-2)	Adam Pegg at Charleston Southern (11/21/11)
	1.000	(2-2)	Liam McInerney vs Saint Leo (11/19/11)
Free Throws Made	9		Aaron Graham at FGCU (02/17/12)
	9		Aaron Graham at Jacksonville (02/06/12)
	9		Aaron Graham vs FGCU (01/20/12)
Free Throw Att.	13		Aaron Graham at FGCU (02/17/12)
	11		Aaron Graham at Jacksonville (02/06/12)
	11		Aaron Graham vs FGCU (01/20/12)
	11		Adam Pegg at Lipscomb (01/16/12)
FT Pct (min 3 made)	1.000	(8-8)	Aaron Graham vs Saint Leo (11/19/11)
	1.000	(6-6)	Aaron Graham at Lipscomb (01/16/12)
	1.000	(6-6)	Adam Pegg at Florida A&M (11/14/11)
	1.000	(6-6)	Tyshawn Patterson at Florida A&M (11/14/11)
	1.000	(5-5)	Joel Naburgs vs Lipscomb (02/11/12)
	1.000	(5-5)	Chris Perez at North Florida (02/04/12)
	1.000	(5-5)	Adam Pegg vs Mercer (01/28/12)
	1.000	(5-5)	Joel Naburgs vs Mercer (01/28/12)
	1.000	(4-4)	Tyshawn Patterson at North Florida (02/04/12)
	1.000	(4-4)	Chris Perez vs Kennesaw State (01/30/12)
	1.000	(4-4)	Adam Pegg at Mercer (01/04/12)
	1.000	(4-4)	Adam Pegg at UCF (12/29/11)
	1.000	(4-4)	Willie Green vs USC Upstate (12/17/11)
	1.000	(3-3)	Liam McInerney vs Saint Leo (11/19/11)
Rebounds	14		Adam Pegg at Lipscomb (01/16/12)
	12		Adam Pegg vs Kennesaw State (01/30/12)
Assists	7		Aaron Graham vs ETSU (12/01/11)

	7	Tyshawn Patterson at Florida A&M (11/14/11)
Steals	5	Liam McInerney vs North Florida (01/09/12)
	4	Aaron Graham vs Mercer (01/28/12)
	4	Chris Perez vs Bethune-Cookman (11/11/11)
Blocked Shots	3	Willie Green vs Kennesaw State (01/30/12)
	3	Willie Green at UCF (12/29/11)
Turnovers	7	Joel Naburgs at Indiana (12/04/11)
	7	Aaron Graham at Charleston Southern (11/21/11)
Fouls	5	Joel Naburgs vs Lipscomb (02/11/12)
	5	Aaron Graham vs Lipscomb (02/11/12)
	5	Dennis Diaz vs Lipscomb (02/11/12)
	5	Dennis Diaz at Jacksonville (02/06/12)
	5	Adam Pegg vs Kennesaw State (01/30/12)
	5	Aaron Graham vs Mercer (01/28/12)
	5	Liam McInerney vs FGCU (01/20/12)
	5	Chris Perez at Lipscomb (01/16/12)
	5	Adam Pegg vs North Florida (01/09/12)
	5	Aaron Graham vs Jacksonville (01/07/12)
	5	Liam McInerney at Mercer (01/04/12)
	5	Aaron Graham vs Charleston Southern (12/21/11)
	5	Chris Perez vs USC Upstate (12/17/11)
	5	Aaron Graham at Charleston Southern (11/21/11)
	5	Adam Pegg at Florida A&M (11/14/11)
	5	Liam McInerney vs Bethune-Cookman (11/11/11)



# STETSON MEN'S BASKETBALL 2012-13 GAME NOTES

VS. FLAGLER (EX.) | OCT. 29 | 7:00 PM | EDMUNDS CENTER (DELAND, FLA.)

## Numerical Roster

No.	Name	Pos.	Ht.	Wt.	Class	Hometown/Previous School
1	Dennis Diaz	G	6-3	185	So.	Deltona, Fla./DeLand HS
2	Leke Solanke	F	6-5	215	Fr.	Abeokuta, Nigeria/Marquette Catholic HS
3	Willie Green	F	6-6	200	Jr.	Orlando, Fla./Olympia HS/WKU/Daytona St.
4	Logan Irwin	G	5-10	170	Fr.	South Whitley, Ind./Whitko HS
10	Hunter Miller	G	6-1	180	Jr.	Nashville, Tenn./CPA/FGCU
11	Aaron Graham	G	6-3	180	Jr.	Ft. Lauderdale, Fla./Westminster Academy
12	Joel Naburgs	G	6-3	210	Sr.	Ringwood, Australia/Box Hill Senior College
14	Brian Pegg	G	6-7	205	Fr.	Clearwater, Fla./Faith Baptist Christian School
22	Tanner Plemmons	G	6-1	190	Fr.	Franklin, N.C./Rabun County HS
23	Chris Perez	G	6-3	210	Jr.	Santiago, Dominican Republic/ Oldsmar Christian/Liberty
24	Liam McInerney	F	6-8	230	Sr.	Port Campbell, Australia/Ballarat & Clarendon College
33	JR Weston	G	6-4	205	Sr.	Morrill, Ohio/Ridgedale HS
40	Kyle Sikora	C	7-0	245	So.	Key Largo, Fla./Florida Christian HS/Oakland
41	Adam Pegg	C	6-9	260	Sr.	Clearwater, Fla./Clearwater HS/Delaware

## Alphabetical Roster

No.	Name	Pos.	Ht.	Wt.	Class	Hometown/Previous School
1	Dennis Diaz	G	6-3	185	So.	Deltona, Fla./DeLand HS
11	Aaron Graham	G	6-3	180	Jr.	Ft. Lauderdale, Fla./Westminster Academy
3	Willie Green	F	6-6	200	Jr.	Orlando, Fla./Olympia HS/WKU/Daytona State
4	Logan Irwin	G	5-10	170	Fr.	South Whitley, Ind./Whitko HS
24	Liam McInerney	F	6-8	230	Sr.	Port Campbell, Australia/Ballarat & Clarendon College
10	Hunter Miller	G	6-1	180	Jr.	Nashville, Tenn./CPA/FGCU
12	Joel Naburgs	G	6-3	210	Sr.	Ringwood, Australia/Box Hill Senior College
41	Adam Pegg	C	6-9	260	Sr.	Clearwater, Fla./Clearwater HS/Delaware
14	Brian Pegg	G	6-7	205	Fr.	Clearwater, Fla./Faith Baptist Christian School
23	Chris Perez	G	6-3	210	Jr.	Santiago, Dominican Republic/ Oldsmar Christian/Liberty
22	Tanner Plemmons	G	6-1	190	Fr.	Franklin, N.C./Rabun County HS
40	Kyle Sikora	C	7-0	245	So.	Key Largo, Fla./Florida Christian HS/Oakland
2	Leke Solanke	F	6-5	215	Fr.	Abeokuta, Nigeria/Marquette Catholic HS
33	JR Weston	G	6-4	205	Sr.	Morrill, Ohio/Ridgedale HS

Head Coach: Casey Alexander (Belmont, 1995) - Second season

Associate Head Coach: Roger Idstrom (Mars Hill College, 1989) - Second season

Assistant Coach: Dwight Evans (Birmingham-Southern, 1984) - Second season

Assistant Coach: Steve Drabyn (Belmont, 2004) - Second season

Director of Operations: Adam Jones (Arkansas, 2010) - Third season

## Pronunciation Guide

2	LAY - kay, so - LAWN - kay	40	Kyle, suh - KOR - uh
12	Joel, NAR - burgs	Coach	Roger, EED - strum
24	Liam, MAC - in - urn - ee		



VS. FLAGLER (EX.) | OCT. 29 | 7:00 PM | EDMUNDS CENTER (DELAND, FLA.)

## RADIO/TELEVISION ROSTER



**Dennis Diaz**  
G • 6-3 • 185 • So.  
Deltona, Fla.



**Leke Solanke**  
F • 6-5 • 215 • Fr.  
Abeokuta, Nigeria



**Willie Green**  
F • 6-6 • 200 • Jr.  
Orlando, Fla.



**Logan Irwin**  
G • 5-10 • 170 • Fr.  
South Whitley, Ind.



**Hunter Miller**  
G • 6-1 • 180 • Jr.  
Nashville, Tenn.



**Aaron Graham**  
G • 6-3 • 180 • Jr.  
Ft. Lauderdale, Fla.



**Joel Naburgs**  
G • 6-3 • 210 • Sr.  
Ringwood, Australia



**Brian Pegg**  
G • 6-7 • 205 • Fr.  
Clearwater, Fla.



**Tanner Plemmons**  
G • 6-1 • 190 • Fr.  
Franklin, N.C.



**Chris Perez**  
G • 6-3 • 210 • Jr.  
Santiago, Dominican Rep.



**Liam McInerney**  
F • 6-8 • 230 • Sr.  
Port Campbell, Australia



**JR Weston**  
G • 6-4 • 205 • Sr.  
Morral, Ohio



**Kyle Sikora**  
C • 7-0 • 245 • So.  
Key Largo, Fla.



**Adam Pegg**  
C • 6-9 • 260 • Sr.  
Clearwater, Fla.