

**1178**

All-time victories in 98 seasons of HATTERS BASKETBALL. 2011-12 is the 99th season at SU.



Ricky Hazel, Assistant Athletics Director for Communications  
 421 North Woodland Blvd, DeLand, FL, 32723  
 O: 386.822.8130 :: C: 334.372.7032 :: F: 386.822.7486  
 rhazel@stetson.edu :: www.GoHatters.com  
 Follow me on Twitter (@RHazel\_SID)

**2011-12 SCHEDULE/RESULTS**

**NOVEMBER**

DATE	OPPONENT	TV	TIME/RESULT
3	FLAGLER (exhib.)		W, 90-72
11	BETHUNE-COOKMAN		W, 65-60
14	at Florida A&M		W, 78-60
16	at Florida State	ESPN3.com	L, 79-66
19	SAINT LEO		W, 74-69
21	at Charleston Southern		L, 73-64
28	vs No. 9/10 Florida (1)	SUN	L, 96-70

**DECEMBER**

DATE	OPPONENT	TV	TIME
1	EAST TENNESSEE STATE*		W, 73-65
4	at Indiana	BTN	L, 84-50
17	USC UPSTATE*		L, 79-63
21	CHARLESTON SOUTHERN		L, 88-81
29	at UCF (2)		L, 80-70
30	vs James Madison (2)		L-OT, 71-69

**JANUARY**

DATE	OPPONENT	TV	TIME
2	at Kennesaw State*		W, 66-62
4	at Mercer*		L, 75-59
7	JACKSONVILLE*	ESPN3.com	W, 73-61
9	NORTH FLORIDA*		W, 68-64
14	at Belmont*		L, 84-71
16	at Lipscomb*		L-OT, 104-103
20	FLORIDA GULF COAST*	CSS	L, 92-85
23	at Savannah State		7:00 pm
28	MERCER*		3:15 pm
30	KENNESAW STATE*		7:00 pm

**FEBRUARY**

DATE	OPPONENT	TV	TIME
4	at North Florida*		7:00 pm
6	at Jacksonville*		7:30 pm
11	LIPSCOMB*		3:15 pm
13	BELMONT*		7:00 pm
17	at Florida Gulf Coast*	CSS	7:00 pm
23	at East Tennessee State*		7:00 pm
25	at USC Upstate*		2:00 pm
29	Atlantic Sun Tournament (3)		TBA

**SCHEDULE KEY**

All times Eastern and Subject to change


\* Atlantic Sun Conference game

Home games in **BOLD CAPS** played at the Edmunds Center (4,000)

(1) Florida Citrus Sports Shootout (Orlando, Florida)

(2) 2011 UCF Holiday Invitational (Orlando, Florida.)

(3) 2012 A-Sun Championship Tournament (Macon, Ga.)



**STETSON HATTERS**

2011-12 Record: 7-12  
 A-Sun Record: 4-5  
 Last Game: L vs FGCU, 92-85  
 Head Coach: Casey Alexander  
 Career Record: 7-12 (1st year)  
 Record at Stetson: Same

**STATISTICAL LEADERS**

Points: Adam Pegg (15.1)  
 Reb: Adam Pegg (5.6)  
 Assists: Joel Naburgs (2.7)  
 Steals: Aaron Graham (1.4)



**SAVANNAH STATE TIGERS**

2011-12 Record: 9-10  
 MEAC Record: 5-2  
 Last Game: W vs S.C. State, 83-53  
 Head Coach: Horace Broadnax  
 Career: 116-209 (12 year)  
 at School: 74-121 (7th year)

**STATISTICAL LEADERS**

Points: Rashad Hassan (12.5)  
 Reb: Arnold Louis (7.4)  
 Assists: Preston Blackmon (5.0)  
 Steals: Arnold Louis (1.3)

**GAME RESET**

Date: Monday, January 23, 2012  
 Tip-Off: 7 pm EST  
 Location: Savannah, GA  
 Arena: Tiger Arena (6,000)  
 Television: None  
 Talent: N/A  
 Series (Overall): SU leads 7-4  
 in Savannah: SU leads 3-2  
 Alexander vs. SSU: First meeting

**MULTIMEDIA**

Hatter Vision broadcasts and offers live on-demand video streaming for home games and audio broadcasts for non-conference road games on the Stetson web (www.go-hatters.com). Murray Miller (play-by-play) and Harry Arnold (color) call the action. Hatters fans can also see video streaming for conference road games on A-Sun TV.

**GAME DAY STORY LINES**

- This is the final scheduled non-conference game of the season for Stetson. The Hatters head to Savannah State with a 3-7 record away from A-Sun play, including a 1-4 mark away from home.
- The Hatters are looking to avoid their second losing streak of at least four games this year. Despite averaging 86.3 points per game over the last three outings, Stetson is winless in those games, due in great part to having allowed opponents to shoot 57.6 from the floor, resulting in a 93.3 points per game.
- Despite scoring a season-high 103 points last Monday at Lipscomb, the Hatters lost on a last second shot in overtime. Stetson had three players score at least 20 points in that game, including Adam Pegg who had career-highs with 28 points and 14 rebounds.
- After pouring in 24 points and grabbing 10 rebounds against FGCU on Friday, Pegg has now recorded back-to-back double-doubles for the first time in his career. He is averaging 24 points and nine rebounds over his last three games.
- Sophomore guard Chris Perez did not play in the first half against Florida Gulf Coast for disciplinary reasons. It was the first time this year Perez did not start. He played the entire second half and finished with eight points and six rebounds.
- Stetson has played two overtime games this year, losing both, and the Hatters have lost their last five overtime games overall. The last time Stetson won an overtime game against Lipscomb on Jan. 31, 2009.
- Stetson hit a season-high 15 three-pointers in the loss at Belmont. The 15 threes were the most ever by an opponent at the Curb Events Center and the most in a game for the Hatters since hitting 17 against Southeastern Louisiana on March 3, 1994.
- Junior guard Aaron Graham earned All-Tournament honors for his efforts in the UCF Holiday Classic. He averaged 20 points per game, including a career-high 26-point effort against JMU.
- Junior forward Liam McInerney came into the 2011-12 season having made just 1-of-22 from three-point range in his career. So far this year he is 12-of-27 from beyond the arc.

**STETSON PROJECTED STARTING LINEUP NOTES**



**12 Joel Naburgs** Junior G  
 A native of Melbourne, Australia ... Has 27 career double-figure scoring games, including a career-high 20 against Florida Gulf Coast ... Snapped a stretch of more than 100 minutes without a basket with a pair of 3-pointers in the second half at Lipscomb.



**11 Aaron Graham** Sophomore G  
 A native of Miramar ... Has started 34 games in his Stetson career, scoring in double figures 17 times, including a career-best 26 points against James Madison ... Has hit a career-high five three-pointers in a game five times.



**24 Liam McInerney** Junior F  
 A native of Port Campbell in Victoria, Australia ... Has played in 77 games in his Stetson career ... Had a career-best 13 points against Florida A&M, hitting a pair of three-pointers ... Scored 13 points, all in the second half, in the win over Saint Leo.



**23 Chris Perez** Sophomore G  
 A native of Santiago in the Dominican Republic ... Attended Oldsmar Christian HS ... Played in 31 games as a freshman at Liberty in 2009-10 ... Set a new career-high with 24 points in the win over Kennesaw State ... Had 23 points before fouling out at Lipscomb.



**41 Adam Pegg** Junior C  
 A native of Clearwater ... Started his career at Delaware where he played in 62 games, starting 14 ... Is averaging 18.4 ppg over his last nine ... Set new career-highs with 28 points and 14 rebounds in the overtime loss at Lipscomb.

**Monday's Game Officials**

**STETSON ATHLETIC MEDIA RELATIONS**

**Mailing Address:** 421 N. Woodlands Blvd,  
DeLand, FL 32723

**Phone:** 386.822.8130

**Fax:** 386.822.7486

**MEDIA RELATIONS CONTACT**

**RICKY HAZEL** Asst. AD/Communications

**Office:** 386.822.8130

**Cell:** 334.372.7032

**E-Mail:** [rhazel@stetson.edu](mailto:rhazel@stetson.edu)

**WEEKLY INTERVIEWS**

Head coach Casey Alexander and Stetson players will be made available for interviews in person or by telephone by request to Assistant AD Ricky Hazel.

All interviews with Stetson student-athletes must be coordinated through the Athletic Media Relations Office and requested with 24 hours advance notice.

Telephone interviews will be fulfilled at a time that does not interfere with the student-athlete's academic or practice schedule.

**STETSON ATHLETICS WEBSITE**

Game notes, statistics and preview stories along with photo galleries are all available on Stetson's athletic department website - [www.GoHatters.com](http://www.GoHatters.com).

**PRACTICE COVERAGE**

Most Stetson Hatters basketball practices are open to the media. To arrange a visit to Stetson practice and/or interviews with Stetson players and coaches, please contact Stetson Assistant AD for Communications Ricky Hazel.

**SOCIAL MEDIA**

In addition to the following the most up-to-date information on Stetson's official athletics website, [www.GoHatters.com](http://www.GoHatters.com), you can get exclusive behind-the-scenes look into the Stetson basketball program during the 2011-12 season with Stetson Assistant AD Ricky Hazel's Twitter account. You can follow him [@RHazel\\_SID](https://twitter.com/RHazel_SID). Also, be sure to follow [@StetsonSID](https://twitter.com/StetsonSID) for up to the minute updates on all of Stetson Athletics.

Other social media avenues for following the Hatters include the official Stetson Athletics Facebook page and the StetsonHatters YouTube Channel. Keep an eye open for regular video content from the Hatter Sports Network, a student run group that will be providing video content throughout the year.

Also keep track of the Hatters through Ricky Hazel's blog, "Adventures in Hatterland". Go to [adventuresinhatterland.blogspot.com](http://adventuresinhatterland.blogspot.com) to keep up with his travels with the Hatters.

**MEN'S BASKETBALL WEEKLY MEDIA PLANNER**

Most practices are open to the media. For help covering Stetson men's basketball, contact Asst. AD for Communications Ricky Hazel.

**SUNDAY**

January 22

**PRACTICE**

Edmunds Center, 1 pm  
**TRAVEL**  
To Savannah, 4 pm

**MONDAY**

January 23

**GAME 20**

at Savannah State,  
7 pm  
Tiger Arena

**TUESDAY**

January 24

**OFF****WEDNESDAY**

January 25

**PRACTICE**

Edmunds Center,  
5:30 pm

**THURSDAY**

January 26

**PRACTICE**

Edmunds Center,  
3:30 pm

**SERIES HISTORY**

- This will be just the 12th all-time meeting between Stetson and Savannah State in a series that only started during the 2005-06 season. Stetson won each of the first five meetings, but SSU comes in this year having won four of the last six.
- Three of the last six games in the series have been decided by five points or less. Savannah State won two of those three games. In Stetson's seven wins in the series, the Hatters have won by an average of 10.3 points per game. The average margin in Savannah State's four wins is 7.25 points.

**LAST MEETING**

- Savannah State edged the Hatters 50-49 in Savannah last January in a game in which Stetson made just two of six three-point attempts as a team.
- Stetson led for much of the game, and built its lead to as many as nine points in the first half. The Hatters, however, did not have a field goal over the last 4:24 of the game and lost when Savannah State hit a short jumper with two seconds left on the clock.
- The 49 points Stetson scored against Savannah State were the second fewest scored by the Hatters in a game last year.

**LOOKING AT THE TIGERS**

- Savannah State comes into the game having won four of their last five outings, with the only loss coming on the road at Bethune-Cookman. The Tigers are coming off a 30-point victory, 83-53, over South Carolina State on Saturday night.
- The Tigers and Hatters have played three common opponents this year. Stetson is 3-0 against Bethune-Cookman, Florida A&M and North Florida while Savannah State is 1-2 against those teams.
- Savannah State has just one player averaging in double figures this year and are scoring just 61.1 points per game as a team. Junior forward Rashad Hassan is averaging 12.5 points per game for the Tigers.

**UP NEXT**

- Stetson returns home next weekend to begin the second half of the Atlantic Sun Conference schedule. The Mercer Bears, who enter play on Monday tied with Belmont for first place in the league race, will make their annual appearance at the Edmunds Center on Saturday afternoon, Jan. 28. Kennesaw State will come in to close out the weekend of league play on Monday night.

**GOHATTERS.COM**

- Stetson's official athletics web site can be found at [www.GoHatters.com](http://www.GoHatters.com). The comprehensive site, which includes releases, photos, biographical sketches and audio/video broadcasts, is powered by Neulion.

**WE ARE "THE HATTERS"**

- The unlikely combination of a famous hat manufacturer and a university getting together produced a novel nickname for Stetson University. The athletic teams are called "Hatters," reflecting the University's association with John B. Stetson, maker of the well-known Stetson hats. It all started back in 1883 when Henry DeLand founded the DeLand Academy. Three years later, after a disastrous freeze affected the citrus industry and left Mr. DeLand in financial trouble, Mr. Stetson, who had a winter home in DeLand, became interested in the school. When, at Mr. DeLand's request, Mr. Stetson was made chairman of the Board of Trustees in 1889, the school was renamed in his honor. Stetson University fielded the first football team in Florida in 1901, and the nickname "Hatter" was used then and is still used today.

**HATTERS HAVE PLAYED WELL IN JANUARY**

- Since the start of the Stetson basketball program, the Hatters have fared well in the month of January. Stetson has an all-time record of 454-340 (.572) record in the first month of the year. The Hatters entered 2012, however, looking to snap a string of three consecutive losing Januarys. Over the last three seasons Stetson has posted a 9-22 record (.290) in January, and is 3-4 this year with three games left in the month.

**STATISTICAL COMPARISON**

CATEGORY	STU	SSU
Overall Record	7-12	9-10
Scoring	70.9	61.1
Scoring Defense	76.1	63.0
Scoring Margin	-5.2	-1.9
Field Goal Pct	.436	.420
Field Goal Pct Defense	.459	.454
3-Pt Field Goal Pct	.353	.336
3-Pt Field Goal Pct Defense	.337	.319
Free Throw Pct	.688	.545
Rebounds per game	37.4	33.1
Opp. Rebounds per game	34.8	31.5
Rebounding Margin	+2.5	+1.6
Assists	288	242
Assists per game	15.2	12.7
Turnovers	358	295
Turnover margin	-4.6	+0.6
Assist/Turnover Ratio	0.8	0.8
Steals	124	134
Steals per game	6.5	7.1
Blocks	52	62
Blocks per game	2.7	3.3

**SCOUTING THE OPPOSITION: SAVANNAH STATE**

**2011-12 RECORD:** 9-10  
**MEAC RECORD:** 5-2



**GENERAL INFORMATION**

**Location:** Savannah, GA  
**Founded:** 1890  
**Enrollment:** 4,552  
**Affiliation:** NCAA Division I  
**Conference:** Mid-Eastern  
**Nickname:** Tigers  
**Colors:** Orange and Blue  
**President:** Dr. Cheryl Dozier  
**AD:** Sterling Steward, Jr.  
**Arena:** Tiger Arena (6,000)

**TEAM INFORMATION**

**2010-11 Record:** 12-18  
**MEAC Record:** n/a  
**MEAC Finish:** n/a  
**Postseason:** none  
**Starters Ret./Lost:** 3-2

**COACHING STAFF**

**Head Coach:** Horace Broadnax  
**Career:** 116-209 (12th year)  
**at SSU:** 74-121 (7th year)  
**Assistant Coaches:**  
 Jay Gibbons, Clyde Wormley

**SERIES INFORMATION**

**Overall:** SU leads 7-4  
**in DeLand:** SU leads 4-2  
**in Savannah:** SU leads 3-2  
**Neutral:** Never met  
**Streak:** SSU, 1 win  
**Last Stetson win:** 11/30/10, 69-64, in DeLand

**MEDIA RELATIONS**

**MBB Contact:** Opio Mashariki  
**E-mail:** mashariki@savannahstate.edu  
**Website:** www.ssuathletics.com

**AT THE EDMUNDS CENTER**

The Stetson men's basketball team has called the J. Ollie Edmunds Center home since 1974, but the Hatters have been anything but gracious hosts to their opponents. For the past 34 years, the Hatters have won 65.7 percent of their home games, posting a 339-178 all-time record. Here is a year-by-year look at Stetson's record at the Edmunds Center:

Year	W-L	Pct.
1974-75	16-0	1.000
1975-76	12-3	.800
1976-77	8-7	.533
1977-78	12-4	.750
1978-79	10-4	.714
1979-80	13-5	.722
1980-81	14-1	.933
1981-82	9-6	.600
1982-83	15-3	.833
1983-84	13-3	.813
1984-85	8-6	.571
1985-86	8-6	.571
1986-87	9-1	.900
1987-88	11-3	.786
1988-89	10-3	.769
1989-90	7-6	.538
1990-91	7-6	.538
1991-92	10-7	.588
1992-93	10-4	.714
1993-94	8-4	.667
1994-95	7-6	.538
1995-96	7-7	.500
1996-97	7-7	.500
1997-98	7-5	.583
1998-99	9-4	.692
1999-00	6-5	.545
2000-01	10-3	.769
2001-02	7-5	.583
2002-03	4-7	.364
2003-04	8-6	.571
2004-05	6-5	.545
2005-06	7-5	.583
2006-07	8-5	.615
2007-08	11-2	.846
2008-09	10-4	.714
2009-10	5-9	.357
2010-11	5-8	.384
2011-12	5-3	.625
<b>Total</b>	<b>339-178</b>	<b>.656</b>

**A STETSON WIN WOULD...**

- Snap a pair of losing skids for the Hatters. Stetson comes in having lost three straight overall, and six straight against non-conference opponents.
- Improve Stetson's all-time record against teams from the state of Georgia to 146-131. The Hatters are 1-1 against Georgia teams this year.
- Improve the Hatters record to 34-10 against teams from the Mid-Eastern Athletic Conference. The Hatters are 2-0 against MEAC schools this year.
- Give the Hatters a final non-conference record of 4-7 for the year.
- Give Stetson the 1,179th victory in program history, dating back to 1900.

**2011-12 STETSON NUMERICAL ROSTER**

No.	Name	Pos.	Ht.	Wt.	Cl.-Exp.	Hometown/High School (Previous School)
1	Dennis Diaz	G	6-4	180	Fr.	Deltona, FL/DeLand HS
2	Amara Thompson	G	6-4	180	Jr.	Tucker, GA/Tucker HS (UCF)
3	Willie Green	F	6-7	195	So.	Orlando, FL/Olympia HS (WKU/Daytona State College)
4	Diego Morales	G	6-0	170	Jr.	Orlando, FL/Freedom HS
10	Hunter Miller*	G	6-2	180	Jr.	Nashville, TN/Christ Presbyterian (FGCU)
11	Aaron Graham	G	6-4	185	So.	Miramar, FL/Westminster Academy
12	Joel Naburgs	G	6-4	200	Jr.	Victoria, Australia/Box Hill Senior College
21	Jermol Paul	F	6-4	215	Sr.	Ocoee, FL/Dwyer HS (Stony Brook)
22	Tyshawn Patterson	G	6-1	180	Jr.	Hartford, CT/Orlando Christian Prep
23	Chris Perez	G	6-3	215	So.	Santiago, D.R./Oldsmar Christian (Liberty)
24	Liam McInerney	F/C	6-9	235	Jr.	Port Campbell, Victoria, Australia/Ballarat & Clarendon
33	J.R. Weston	G/F	6-4	200	Jr.	Morral, OH/Ridgedale HS
41	Adam Pegg	C	6-9	260	Jr.	Clearwater, Fla./Oldsmar Christian (Delaware)

\*Sitting out the 2011-12 season to satisfy NCAA transfer requirements. Will be eligible for the 2012-13 season.

**COACHING STAFF**

**Head Coach:** Casey Alexander (Belmont, 1995 – 1st Season)  
**Asst. Coach:** Roger Idstrom (Mars Hill, 1989 – 1st Season)  
**Asst. Coach:** Dwight Evans (B'ham-Southern, 1984 – 1st Season)  
**Asst. Coach:** Steve Drabyn (Belmont, 2004 – 1st season)  
**Athletic Trainer:** Adam Deimling (Central Mich., 2006 – 3rd season)

**PRONUNCIATION GUIDE**

**Roger Idstrom** EED-strom  
**Amara Thompson** ah-MAR-ah  
**Joel Naburgs** NAR-bergs  
**Liam McInerney** LEE-um MAC-in-ERNIE



Team	A-Sun	Overall
Mercer	6-2	14-7
Belmont	6-2	13-7
East Tennessee St.	5-3	10-8
USC Upstate	5-3	11-9
Lipscomb	5-3	10-10
Florida Gulf Coast	5-4	9-10
Stetson	4-5	7-12
North Florida	3-5	9-12
Jacksonville	2-6	4-15
Kennesaw State	0-8	3-17

### ATLANTIC SUN SCHEDULE/RESULTS

#### Monday, January 16

Jacksonville 77, USC Upstate 74  
 ETSU 64, North Florida 63  
 Lipscomb 104, Stetson 103 - OT  
 Belmont 95, Florida Gulf Coast 53

#### Wednesday, January 18

Charlotte 74, Kennesaw State 63

#### Friday, January 20

Florida Gulf Coast 92, Stetson 85

#### Saturday, January 21

USC Upstate 79, Belmont 78  
 Lipscomb 73, ETSU 65  
 Mercer 69, North Florida 58  
 Jacksonville 66, Kennesaw State 50

#### Monday, January 23

Belmont at ETSU	7 pm
Jacksonville at Mercer	7 pm
Stetson at Savannah State	7 pm
Lipscomb at USC pstate	7 pm
North Florida at Kennesaw State	7 pm

#### Tuesday, January 24

Longwood at Florida Gulf Coast	7 pm
--------------------------------	------

#### Friday, January 27

ETSU at USC Upstate	7 pm
---------------------	------

#### Saturday, January 28

Mercer at Stetson	3:15 pm
Kennesaw State at FGCU	5:15 pm
North Florida at Lipscomb	7:30 pm
Jacksonville at Belmont	8:15 pm

#### Monday, January 30

USC Upstate at Jacksonville State	6:15 pm
Kennesaw State at Stetson	7 pm
James Madison at ETSU	7 pm
Mercer at Florida Gulf Coast	7 pm
Jacksonville at Lipscomb	7:30 pm
North Florida at Belmont	8 pm

### DECEMBERS HAVE BEEN A STRUGGLE

- Since 1900 the Hatters are 226-223 (.503) in the month of December, but that mark has been on a downward track for the last two decades. Last year the Hatters finished December at 1-6 (.143) and since the start of the 1990 season Stetson has produced a record of 42-89 (.320) with just three winning seasons. The Hatters finished this past December with a 1-5 mark and a five-game losing skid.

### LOOKING FOR SUCCESS AGAINST IN-STATE TEAMS

- The Hatters will face a total of nine in-state schools during the 2011-12 season, not counting the exhibition game against Flagler. Stetson has an all-time record against those in-state foes of 105-170.
- In addition to the nine in-state schools on the 2011-12 schedule, there are 17 other collegiate programs from inside the state of Florida that the Hatters have faced in basketball over the years. Stetson has an all-time record against the other Florida schools of 214-161.
- Overall, the Hatters have an all-time record of 319-331 against in-state foes in regular season play. The in-state school Stetson has played the most through the years is Rollins College. The Hatters own an all-time mark of 82-21 against the Orlando school.

### STETSON ADDS NOVEMBER SIGNEES

- The Hatters added three players during the November early signing period. The trio is made up of guard **Tanner Plemmons** of Sylva, NC, guard **Logan Irwin** of Ft. Wayne, Ind., and forward **Brian Pegg** of Clearwater, Fla.
- Plemmons is a 6-2 point guard at Rabun County (Ga.) HS where he averaged 23 points per game as a junior while hitting 42 percent from three-point range. Entering his senior season, Plemmons has scored 1,905 career points and has hit 298 career three-pointers. In addition to his basketball exploits, Plemmons is also a member of the track team and was the 2011 Wendy's High School Heisman winner for the state of Georgia.
- Irwin averaged 25.1 points, 5.8 assists, and 4.9 rebounds per game as a junior at Whitko High school, helping his squad to a sectional championship as a freshman. The Wildcats have gone 10-11 and 16-6 the past two seasons, but Irwin earned Indiana Junior All-Star honors last season. He is already Whitko's all-time leading scorer with more than 1,500 points.
- Pegg formerly played at Oldsmar Christian, but the 6-foot-7 senior is playing his final season at Brandon's Faith Baptist Academy. Pegg, who will join brother Adam and all-time Pinellas County prep scoring leader Chris Perez at Stetson, averaged 10 points and six rebounds for a 30-10 Oldsmar team last season.

### PLANNING FOR THE FUTURE

- The Hatters have one player sitting out the 2011-12 season as a transfer and another who will miss the fall semester after transferring.
- Guard **Hunter Miller** joined the Stetson program from Florida Gulf Coast where he spent two seasons. Over those two years he played in 59 games for the Eagles, starting eight.
- Miller is from Nashville, but has strong family ties to central Florida. His uncle, **Mark Miller**, played basketball at UCF and brought his band, Sawyer Brown, to the Edmunds Center for a concert on December 10.
- The other new member of the Stetson program is junior **Amara Thompson**, who transferred from UCF. Thompson became eligible to compete for the Hatters at the conclusion of the fall semester and saw his first action against Charleston Southern on Dec. 21. Thompson saw action in 20 games over two seasons for the Knights.

### DEPARTED PLAYERS

- Stetson lost six players off the 2010-11 Hatters club. That group included the top three scorers from last year, sophomore Ridge Graham (12.6), freshman Corey Walden (12.0) and freshman Lis Jacobo (9.2).
- The other three players who left following last year were freshman Steve Forbes, sophomore Spence Purnell and senior Graeme Radford.

### HOT-SHOOTING EAGLES DOWN HATTERS

- On a night when Stetson drew its largest home crowd of the year, it was visiting Florida Gulf Coast that stole the show to down the Hatters 92-85.
- FGCU blistered the nets at the Edmunds Center, shooting 64.7 percent from the floor, including an incredible 82.7 percent from inside the three-point arc. That shooting performance outweighed a second consecutive double-double from Stetson junior **Adam Pegg** as the Hatters dropped their third straight game in Atlantic Sun Conference play.
- The game turned for Stetson early in the second half. The Hatters were down 40-38 at halftime, but used an 11-0 run early in the second half to take a 49-42 lead. From there FGCU used a 24-6 run over 6:41 to take an 11-point lead.

## THE BEGINNING OF A NEW ERA

- First year head coach Casey Alexander brings an exciting brand of basketball to the Edmunds Center that will look familiar to Atlantic Sun Conference basketball fans. Alexander spent the previous 16 seasons as an assistant coach at A-Sun power Belmont. Alexander was also a player at Belmont, leading the Bruins to a 119-25 record during his playing career.

## MEET THE COACHING STAFF

- Joining new coach Casey Alexander on the Hatters staff for 2011-12 are a trio of coaches who are well-versed in the philosophies and style of play that Stetson will employ. Roger Idstrom was an assistant coach at Belmont with Alexander for the last 11 years. A 1989 graduate of Mars Hill College, Idstrom spent time on staff at his alma mater as well as at UNC Asheville, Montreat and Wabash Valley College before going to Gardner-Webb from 1998-2000. Dwight Evans comes to Stetson with 23 years of experience as a collegiate coach, most recently as Associate Head Coach at South Carolina State. Evans has also spent time on the coaching staffs at UCF, FIU, South Alabama and Missouri. Steve Drabyn moves into his first NCAA Division I coaching assignment at Stetson after a highly successful playing career at Belmont and seven years of Division II and high school coaching experience.



## HATTER VISION

Stetson men's basketball will broadcast all home and away games over the internet, with a video simulcast during home games and select road contests. Join veterans Murray Miller and Harry Arnold as they call every exciting play all season long. Each broadcast will start 10 minutes prior to tip-off and conclude with the post game show featuring comments from Head Coach Casey Alexander.

## STETSON VS. 2011-12 OPPONENTS

Opponent	Alexander		All-time	Neutral	Home	Away	Streaks	
	W-L	W-L					Longest	Current
Belmont	0-1	7-16	0-1	4-7	3-8	Belmont, 8W	Belmont, 5W	
Bethune-Cookman	1-0	20-5	0-0	16-2	4-3	SU, 9W	SU, 1W	
Charleston Southern	0-2	8-5	0-0	7-2	1-3	SU, 6W	CSU, 3W	
East Tennessee State	1-0	7-9	0-2	4-4	3-3	ETSU, 3W	SU, 2W	
Florida	0-1	14-52	0-3	8-12	6-37	UF, 17W	UF, 17W	
Florida A&M	1-0	6-1	1-0	3-1	2-0	SU, 3W	SU, 3W	
Florida Gulf Coast	0-1	4-5	0-0	3-2	1-3	FGCU, 4W	FGCU, 4W	
Florida State	0-1	11-43	0-5	8-8	3-30	FSU, 17W	FSU, 17W	
Indiana	0-1	0-1	0-0	0-0	0-1	IU, 1 W	IU, 1W	
Jacksonville	1-0	30-40	1-1	18-15	11-24	JU, 7W	SU, 2W	
James Madison	0-1	0-1	0-1	0-0	0-0	JMU, 1W	JMU, 1W	
Kennesaw State	1-0	6-7	0-0	3-3	3-4	KSU, 4W	SU, 1W	
Lipscomb	0-1	10-10	0-0	8-2	2-8	SU, 3W	LIP, 2W	
Mercer	0-1	75-53	4-0	41-17	29-34	SU, 6W	MER, 2W	
North Florida	1-0	10-4	0-0	5-3	5-1	SU, 7W	SU, 1W	
Saint Leo	1-0	4-0	0-0	4-0	0-0	SU, 4W	SU, 4W	
Savannah State	0-0	7-4	0-0	4-2	3-2	SU, 5W	SS, 1W	
UCF	0-0	15-23	0-1	7-10	8-12	UCF, 12W	UCF, 12W	
USC Upstate	0-1	4-4	0-0	3-2	1-2	4x, 2W	USCU, 2W	



HEAD COACH

**CASEY ALEXANDER**

FIRST SEASON AT STETSON

## THE ALEXANDER FILE

### PERSONAL

**Birthplace:** Chattanooga, Tenn.**Family:** Wife, Sunni; daughter, Allie; sons, Reed and Mason

### EDUCATION

**Undergraduate:** Belmont, 1995 (B.S. in Physical Education)**Graduate:** Austin Peay, 1996 (M.S. in Sports Administration)

### COACHING EXPERIENCE

2003-11 Belmont (Associate Head Coach)  
1995-02 Belmont (Assistant Coach)

### CONFERENCE TITLES

2011 Atlantic Sun Conference (Belmont)  
2010 Atlantic Sun Conference (Belmont)  
2008 Atlantic Sun Conference (Belmont)  
2007 Atlantic Sun Conference (Belmont)  
2006 Atlantic Sun Conference (Belmont)

### POST-SEASON APPEARANCES

NCAA 2011, 2008, 2007, 2006  
NIT 2004

### HONORS

2011 Named No. 1 Assistant Coach in the Atlantic Sun Conference by FoxSports.com  
2009 Named No. 6 mid-major Assistant Coach in the nation by CollegeInsider.com  
2005 Inducted into the Belmont University Athletic Hall of Fame

### PLAYING EXPERIENCE

1992-95 Belmont University  
Record during playing career: 119-25  
Team Captain as a senior  
Record as a senior: 37-2  
Led team ranked No. 1 in NAIA as a senior  
Entered NAIA Tournament as No. 1 seed  
Team reached NAIA Final Four

**SPECIALTY STATISTICS**

[POT - Points off turnovers; PP - Points in the paint; 2nd - Second chance points; FAST - Fast break points; BP - Points off the bench]

Opponent	[Stetson-Opponent]				
	POT	2nd	PP	FAST	BP
Bethune-Cookman	18/22	11/17	30/26	8/2	11/18
at Florida A&M	21/13	10/11	30/34	4/2	23/23
at Florida State	19/17	15/15	26/48	2/13	22/27
Saint Leo	16/31	15/6	26/20	0/6	18/20
at Charleston Southern	7/26	7/6	14/26	0/8	17/23
vs Florida	6/19	11/11	42/38	12/8	20/21
ETSU	9/23	9/6	26/44	8/8	23/9
at Indiana	8/30	7/8	14/50	0/12	12/23
USC Upstate	10/30	10/17	32/26	8/4	16/20
Charleston Southern	11/15	5/11	32/48	14/4	26/19
at UCF	13/20	8/13	26/42	12/12	12/21
vs JMU	10/20	7/11	28/34	4/4	13/22
at Kennesaw State	11/9	11/6	20/34	2/4	12/0
at Mercer	12/15	11/8	28/34	4/4	11/24
Jacksonville	25/21	12/8	28/32	4/4	12/8
North Florida	12/9	12/18	36/42	8/2	27/32
at Belmont	13/24	4/13	18/50	2/8	17/18
at Lipscomb	11/19	19/20	40/40	4/8	19/32
Florida Gulf Coast	21/17	29/4	34/44	4/11	27/41
at Savannah State					
Mercer					
Kennesaw State					
at North Florida					
at Jacksonville					
Lipscomb					
Belmont					
at Florida Gulf Coast					
at ETSU					
at USC Upstate					
<b>STETSON TOTAL</b>	<b>253</b>	<b>213</b>	<b>530</b>	<b>100</b>	<b>338</b>
Stetson Average	13.3	11.2	27.9	5.2	17.7
<b>OPP TOTAL</b>	<b>380</b>	<b>209</b>	<b>712</b>	<b>124</b>	<b>401</b>
Opp Average	20.0	11.0	37.5	6.5	21.1

**CLUTCH FREE THROWS**

[Final 3 Minutes - Regulation & OT]

Player	FT-FTA	Pct.
Adam Pegg	14-18	.777
Chris Perez	10-14	.714
Joel Narburgs	10-14	.714
Aaron Graham	18-26	.692
Liam McInerney	2-4	.500
Willie Green	1-2	.500
Amara Thompson	3-7	.428
Dennis Diaz	0-0	.000
Diego Morales	0-0	.000
Jermol Paul	0-0	.000
J.R. Weston	0-0	.000
Tyshawn Patterson	0-2	.000
<b>TEAM TOTAL</b>	<b>58-87</b>	<b>.667</b>

**PEGG'S NIGHT NOT ENOUGH AS HATTERS FALL TO LIPSCOMB IN OT**

- **Adam Pegg** had a career night, but when he stepped to the free throw line with 0.4 seconds left against Lipscomb, he needed two free throws to force overtime.
- The junior from Clearwater delivered but it was Lipscomb's Damarius Smith who turned out to be the ultimate hero, draining a three-pointer with one second left in the extra period to lift the homestanding Bison to a 104-103 victory.
- It was **Aaron Graham** who hit a pair of clutch free throws for the Hatters with 7.4 seconds left to give Stetson a 103-101 lead. After a timeout, Smith was able to get free for a long-range three, his only three-point attempt of the game, to win it for Lipscomb.
- Pegg finished with career-highs in both points (28) and rebounds (14) to record his first double-double. Graham added 14 points for the Hatters while **Chris Perez** scored 23 before fouling out late in regulation.
- The Hatters finished the game hitting 13-of-37 from three-point range while also making 22-of-30 at the free throw line. Stetson also outrebounded the Bison 46-41.

**BELMONT'S INSIDE PLAY TOO MUCH FOR HATTERS**

- For a half the Stetson Hatters had homestanding Belmont playing at the pace they wanted. Then the second half started. The Bruins opened the period with a 12-2 run, turning a two-point deficit into an eight-point lead en route to a 84-71 victory over the Hatters.
- After struggling from the outside in the first half, the Bruins started heating up from the perimeter early in the second, which opened the door even more for the dominating play of senior center Mick Hedgepeth.
- Not since facing Indiana's Cody Zeller in December, and possibly not even including that game, has Stetson seen such a dominant performance in the paint by an opponent. Despite the best efforts of Stetson's **Adam Pegg**, **Liam McInerney** and **Willie Green**, the Hatters never found an answer for the Bruins big man.
- Hedgepeth finished the game with 24 points, hitting 11-of-12 from the floor, while also grabbing a game-high seven rebounds. Guard Kerron Johnson helped the Bruins convert Stetson's 10 second half turnovers into easy baskets and trips to the free throw line. He finished with 19 points.
- The Hatters lost despite hitting a season-high 15 three-pointers. Other than four from **Aaron Graham**, Stetson got the threes from unusual locations, with Pegg hitting four and McInerney hitting three. The 15 three-pointers were the most ever by a Belmont opponent at the Curb Events Center.
- Pegg tied his career-high with 20 points in the game, while Graham added 15 and **Chris Perez** had 10.

**GREEN POWERS HATTERS PAST UNF**

- Stetson sophomore forward **Willie Green** picked a perfect time for a coming out party. The Orlando native posted career-high for points and rebounds, and had a pair of blocked shot to thwart a late come back effort and help the Hatters preserve a 68-64 victory over North Florida.
- Green finished the game with 17 points, 10 rebounds, three assists and two blocked shots to lead the Hatters to their second consecutive win. He got most of his points within inches of the rim, including four dunks.
- Stetson appeared on the verge of putting the game away mid-way through the second half when Green converted a pair of free throws to put the Hatters up by 10 points, 57-47, with 8:36 left to play. No wins have come easy this year, and this one was no exception. UNF guard Jerron Granberry got hot from the outside, knocking down a trio of three-pointers to bring the Ospreys back to within striking distance.
- The Hatters got a lift from the fact that they only had 10 turnovers, a season-low, in the game.

**HATTERS WEATHER STORM TO DOWN DOLPHINS**

- Twice against Jacksonville, Stetson had to dig deep to survive a tough stretch. The Hatters were able to survive both periods and, down the stretch, were able to pull away for a 73-61 victory over the Dolphins.
- Early in the game, the Hatters struggled with their perpetual nemesis – turnovers. The Hatters had 10 give-aways in the first 10 minutes of action, but came out of that stretch trailing by just four, 15-11.
- Once the Hatters started taking better care of the ball, they turned to **Adam Pegg** on the inside to get some points. Stetson managed to hit just four three-pointers in the game, but shot a blistering 71.4 percent (20-of-28) from inside the arc.
- The Hatters rode Pegg and their better protection of the ball to a 34-27 lead at halftime, but Stetson would have to weather another storm early in the second half. Stetson struggled on the defensive boards and, even though Jacksonville was unable to convert for baskets, the Dolphins drawing fouls and got to the line.
- A seven-point lead dwindled to two on just JU free throws before the Dolphins'

## STATISTICAL RANKINGS

## STETSON in the ATLANTIC SUN

TEAM	Rank (Avg./Pct./Ratio)	
CATEGORY	ALL	A-SUN
Scoring	139	4th (70.9)
Scoring Defense	313	10th (76.1)
Scoring Margin	278	8th (-5.2)
FT Pct	176	3rd (.688)
FG Pct	160	8th (.436)
FG Pct Def	268	7th (.459)
3FG Pct	114	5th (.353)
3FG Pct Def	144	3rd (.337)
Rebounding		1st (37.4)
Rebounding Defense		7th (34.9)
Rebounding Margin	146	3rd (+2.4)
Blocked Shots	225	8th (2.7)
Assists	40	3rd (15.2)
Steals	193	8th (6.5)
Turnover Margin	328	10th (-4.6)
Assist/Turnover Ratio	263	7th (0.8)

INDIVIDUAL	Rank (Avg./Pct./Ratio)	
SCORING	ALL	A-SUN
Adam Pegg	231	5th (15.1)
Chris Perez		7th (13.3)
Aaron Graham		9th (12.9)

REBOUNDING	ALL	A-SUN
Adam Pegg		11th (5.6)
Joel Naburgs		16th (5.4)

FG PERCENTAGE	ALL	A-SUN
Adam Pegg	69	14th (.510)
Chris Perez	138	

ASSISTS	ALL	A-SUN
Joel Naburgs		14th (2.7)

FT PERCENTAGE	ALL	A-SUN
Aaron Graham		7th (.762)
Adam Pegg		10th (.747)

STEALS	ALL	A-SUN
Chris Perez		12th (1.4)
Aaron Graham		14th (1.4)

3FG PERCENTAGE	ALL	A-SUN
Aaron Graham		12th (.368)

3FG MADE	ALL	A-SUN
Aaron Graham	82	4th (2.4)
Joel Naburgs	222	12th (1.9)

BLOCKED SHOTS	ALL	A-SUN
Willie Green	128	6th (1.4)

ASSIST-TO-TURNOVER RATIO	ALL	A-SUN

OFFENSIVE REBOUNDS	ALL	A-SUN
Adam Pegg		11th (2.2)

DEFENSIVE REBOUNDS	ALL	A-SUN
Joel Naburgs		5th (4.3)
Adam Pegg		13th (3.5)
Aaron Graham		13th (3.5)

MINUTES PLAYED	ALL	A-SUN

A-SUN ranks as of 1/22/12

NCAA rankings through games of 1/19/12

big man, junior forward Glenn Powell, scored one of his six second half baskets to tie the game at 43.

- The Hatters battled through by feeding the ball inside to Pegg, who got the ball on three consecutive possessions, scoring a basket and making a pair of free throws to put Stetson back on top. The Hatters never surrendered the lead again and pushed their advantage to as many as 13 points late in the game.
- Stetson was able to build the lead by doing what JU had done in the first half, draw fouls and get to the free throw line. The Hatters hit 14-of-20 free throws in the second half and finished the game having hit 21-of-30 from the stripe.

## PEGG'S EFFORTS NOT ENOUGH IN LOSS TO MERCER

- The Stetson men's basketball team was unable to ever find its outside shooting touch against Mercer, managing to hit just four three-pointers, all in the first half, of a 75-59 loss in Macon.
- Junior center **Adam Pegg** led three Hatters in double figures with 20 points, hitting 8-of-12 from the field, all from short range.
- Stetson kept it close with the Bears early on, seizing a 23-21 lead on a three-pointer from guard **Chris Perez** with 5:47 to go before halftime. Mercer answered to close the first half and open the second on a 17-6 run that took a one-point deficit to double-digits. The Bears easily held the cold-shooting Hatters at arm's length the rest of the way home for the 16-point margin of victory.
- Pegg did solid work inside for Stetson, while guard **Joel Naburgs** scored 12 points and Perez added 11 for the Hatters. Sophomore **Willie Green** tied Pegg for the team rebounding lead with five.

## PEREZ BOUNCES BACK TO LEAD HATTERS PAST KENNESAW STATE

- Chris Perez** scored a career-high 24 points and grabbed seven rebounds, one shy of his career high in that category, to lead Stetson to a 66-62 victory at Kennesaw State. Perez came back strong from his previous outing, when he was held scoreless in an overtime loss to James Madison.
- The victory snapped a five-game Stetson losing streak and marks the first A-Sun road win for Head Coach **Casey Alexander**.
- Stetson recovered from an early deficit with a 21-3 run in the final nine minutes of the first half to take a 32-21 lead into the locker room. **Aaron Graham** started the streak with a three-pointer, one of five for the Hatters during that stretch
- Kennesaw State started the second half strong, using eight Spencer Dixon points to come within 41-39 with less than 12 minutes left.
- Junior guard **Amara Thompson** was a major part of the Hatters' effort to turn back the Owls down the stretch, scoring four points, dealing a key assist and grabbing a big rebound in the final five minutes.
- Perez went 8-for-11 from the floor to score his career-high 24 points. Graham finished with 15 and junior center **Adam Pegg** added 10 points plus a game-high nine rebounds.

## JMU'S HUMPTY HITCHENS SHOOTS DUKES PAST STETSON IN OT

- On a night when Stetson's leading scorer was held without a single point, **Aaron Graham** did all that he could do to take up the slack, but the Hatters lost an overtime heartbreaker to James Madison 71-69 at UCF Arena.
- The Hatters were simply unable find an answer for the Dukes' diminutive guard Humpty Hitchens. He scored 19 of his 26 points in the second half and overtime to lift JMU to the win.
- The loss was the fifth in a row, and the toughest to swallow. Stetson had as much as a nine point lead late in regulation before Hitchens heated up, hitting four of his six three-pointers down the stretch.
- The Dukes' Devon Moore gave JMU the win in the closing seconds of overtime when he drove into the lane and scored on a short jumper with four seconds left.
- Graham scored a career-high 26 points and keyed a 15-0 second half run for the Hatters by hitting a trio of three-pointers.
- Center **Adam Pegg** did all that he could do down the stretch to keep Stetson in the game. He finished with 19 points, 11 of which came in the second half. **Joel Naburgs** also gave the Hatters a lift in the second half, scoring 10 of his 11 points after intermission.

## SHOOTING WOES COST HATTERS IN LOSS TO UCF

- On a night when Stetson had plenty of opportunities and open looks at the basket, the Hatters were never quite able to get on an offensive run and fell to homestanding UCF 80-70 to open play in the UCF Holiday Classic.
- It was the 12th consecutive time to UCF dating back to 2001.
- Stetson got off to a good start shooting, but quickly cooled. The Hatters finished the game shooting 37.5 percent from the field, compared to 51.8 percent for UCF.
- Stetson played the Knights even in the second half, but were never able to close

**CAREER RECORD WATCH**

Junior guard **Joel Naburgs** has started an assault up the Stetson career list for three-point attempts and makes. He reached the 100 3-pointers made plateau in the game at UCF and has a legitimate chance to break the school record of 170 before he finishes his playing career. Sophomore **Aaron Graham** has also started climbing and is among the best in school history in terms of 3-point percentage.

**3-POINT FIELD GOALS MADE**

170	Kerry Blackshear	1992-96
167	AJ Smith	2006-10
153	Derrick DeWitt	1999-04
151	Mark Lohuis	2006-10
143	Anthony Register	2002-06
143	Garrett Davis	1995-99
136	Mark Brisker	1990-92
127	Kris Thomas	2005-09
126	Ravii Givens	1999-03
122	Ehren Wallhoff	1991-95
111	Kennith Johnson	1995-99
<b>111</b>	<b>Joel Naburgs</b>	<b>2009-</b>
107	Jason Alexander	1994-96
102	Rob Wilkes	1989-93

**3-POINT FIELD GOALS ATTEMPTED**

490	AJ Smith	2006-10
473	Kerry Blackshear	1992-96
442	Derrick DeWitt	1999-04
422	Ravii Givens	1999-03
416	Kris Thomas	2005-09
412	Anthony Register	2002-06
379	Mark Brisker	1990-92
342	Garrett Davis	1995-99
<b>330</b>	<b>Joel Naburgs</b>	<b>2009-</b>
304	Ehren Wallhoff	1991-95
304	Kennith Johnson	1995-99
292	Rob Wilkes	1989-93
280	Jason Alexander	1994-96

**3-POINT FG PERCENTAGE (minimum 50 made)**

.424	Alex Urosevic (56-132)	1988-90
.420	Frank Ireland (100-238)	1987-91
.419	Gary Coachman (62-148)	1982-87
.418	Garrett Davis (143-342)	1995-99
.415	Maurice Cowan (78-188)	1988-90
.401	Ehren Wallhoff (122-304)	1991-95
.388	Bjorn Gehrke (52-134)	1987-89
.382	Jason Alexander (107-280)	1994-96
.379	Terry Johnson (86-227)	1985-89
.377	Gabe McMillen (58-154)	2003-06
<b>.364</b>	<b>Aaron Graham (78-214)</b>	<b>2010-</b>

the deficit to fewer than nine points.

- **Adam Pegg** led Stetson with 17 points in the game, followed by **Chris Perez** with 15, **Aaron Graham** with 14 and Joel Naburgs with 10. The Hatters came out of the game with a season-low in turnovers with 13, but were outrebounded by the bigger Knights 43-33.

**HATTERS UNABLE TO HOLD OFF HARD-CHARGING BUCS**

- For the third time this season, and the second time in a week, Stetson ran out to a big early lead, only to see visiting Charleston Southern rally to an 88-81 win.
- Stetson ran out to a 13-point lead in the first half, but the Buccaneers closed the gap to 40-37 at the break.
- The Hatters lost for the third time in a row despite playing exceptionally well early in the game. Led by sophomore guard **Chris Perez**, who scored a personal career high, as well as team season-high, 23 points, Stetson was on the verge of blowing the game open in the first half.
- Stetson turned the ball over 20 times, with those mistakes leading to 15 Charleston Southern points. The Buccaneers also dominated the Hatters in the paint, out-scoring Stetson 48-32 in the lane.
- In addition to the 23 points scored by Perez, the Hatters got 14 points from **Joel Naburgs** and 10 off the bench from **Willie Green**. Junior guard **Amara Thompson** made his Stetson debut in the game and finished with five points.

**HATTERS FAIL TO HOLD EARLY LEAD IN LOSS TO SPARTANS**

- In a game that was very reminiscent of the Hatters' loss at Charleston Southern Stetson built a big early lead over visiting USC Upstate only to see that lead collapse.
- The Spartans cut a 12-point first half deficit down to three, 35-32, by the break and then used a 12-0 run over an almost four-minute stretch of the second half to turn the game into their favor, winning 79-63.
- Stetson finished with 20 turnovers in the game, which the Spartans turned into 30 points. The Hatters forced just 11 turnovers and converted those into 10 points.
- Stetson placed four players in double figures in the game, but none had more than the 12 scored by **Chris Perez**. Three others added 10 points each.

**HOOSIERS USE STRONG SECOND HALF TO SURGE PAST STETSON**

- For two long stretches at Indiana's famed Assembly Hall, the Stetson Hatters had a hard time finding an open shot, much less making one.
- After trailing by just four points at halftime, the Hatters saw Indiana go on a 21-1 run over an almost nine minute stretch during which Stetson was 0-for-5 from the field with eight turnovers. That run, and others like it, sparked the unbeaten Hoosiers to an 84-50 victory in front of 16,821 raucous fans.
- Indiana outscored the Hatters 51-21 in the second half, scoring 24 of those second half points directly off Stetson turnovers. The Hoosiers also dominated the game in the paint, outscoring Stetson 50-14 in the lane, with freshman phenom Cody Zeller accounting for a game-high 16 points.
- **Chris Perez** led Stetson, which hit just 32.1 percent of its shots in the game, with 13 points. Indiana had four players score in double figures.

**HATTERS GUN DOWN ETSU IN A-SUN OPENER**

- Stetson missed its first four three-point attempts, and eight of their first 11 shots from the field, before sophomore **Aaron Graham** drained a three-pointer eight minutes into the game, opening the flood gates to a 73-65 victory over ETSU.
- Stetson finished the night having hit 11-of-24 three-point shots while also dominating the Buccaneers on the boards to the tune of 45-28.
- By the time Graham hit the first of his five three-pointers, the Hatters' streak of consecutive missed threes had reached 20, back to a bank-in by **Dennis Diaz** in the opening minutes against Florida.
- In addition to the career-high tying 20 points the Hatters got from Graham, whose five three-pointers also tied a career high, Stetson also got five three-pointers from junior **Joel Naburgs**.
- In addition to the 20 points by Graham and 15 from Naburgs, the Hatters also got 14 points from **Chris Perez** and 12 points and nine rebounds from **Adam Pegg**.

**GATORS' THREE-POINT SHOOTING PROVES TO MUCH FOR STETSON**

- On a night when the Stetson Hatters managed to make just one three-pointer, the ninth-ranked Florida Gators established a new season-high by making 14 in a 96-70 victory at the Amway Center.
- After Stetson freshman **Dennis Diaz** banked in a three-pointer just 2:45 into the game, the Hatters went 0-for-16 from beyond the arc the rest of the way.
- The Gators' outside shooting was more than enough to overcome career nights from three Stetson players, and a near career night for a fourth. Junior **Chris Perez** scored 16 of his team-high 20 points in the second half, falling one point shy of his career best.

**ALL-TIME SERIES RESULTS****Florida Gulf Coast University****Overall Series:** FGCU leads 5-4**In DeLand:** Stetson leads 3-2**In Fort Myers:** FGCU leads 3-1**Neutral Site:** Never met

Date	Location	W/L	Score
1/11/08	Ft. Myers	W	70-62
2/23/08	DeLand - ot	W	69-66
12/4/08	DeLand	W	76-71
1/8/09	Ft. Myers	L	85-76
12/19/09	DeLand	W	72-64
1/27/10	Ft. Myers	L	64-53
1/25/11	DeLand - 3ot	L	111-103
2/21/11	Ft. Myers	L	64-60
1/20/12	DeLand	L	92-85

**Savannah State University****Overall Series:** Stetson leads 7-4**In DeLand:** Stetson leads 4-2**In Savannah:** Stetson leads 3-2**Neutral Site:** Never Met

Date	Location	W/L	Score
2/2/06	DeLand	W	70-60
2/15/06	Savannah, GA	W	62-53
12/23/06	Savannah	W	58-46
2/13/07	DeLand	W	88-74
12/20/07	Savannah	W	70-62
2/19/08	DeLand - ot	L	63-60
2/12/09	DeLand	W	66-52
12/21/09	Savannah	L	57-46
2/15/10	DeLand	L	82-68
11/30/10	DeLand	W	69-64
1/18/11	Savannah	L	50-49

- Junior center **Adam Pegg** (19 points) along with sophomore **Willie Green** (11) and Diaz (9, all in the first half) all set career highs.

**CHARLESTON SOUTHERN BOMBS WAY PAST HATTERS**

- After holding home-standing Charleston Southern to just one three-point basket in the first half, Stetson was unable to stem the tide of long-range bombs in the second half and fell to the Buccaneers 73-64.
- The primary thorn in Stetson's side in the second half was junior forward Mathiang Muo who matched his season total with six three-pointers in the second half.
- The Bucs fully erased what had been a 12-point Stetson lead in the first half when junior Jeremy Sexton hit a three-pointer with 15:22 left to play.
- Stetson sophomore **Aaron Graham** did all that he could do to keep the Hatters in the game. He tied his career-high with five three-pointers, all in the second half, but fouled out in the final seconds with a season-high 17 points.
- Combined with junior **Joel Naburgs**, who scored 12 points in the game, 10 of which came in the second half, the Hatters managed just 10 other points after halftime.

**HATTERS SURVIVE TO DOWN SAINT LEO**

- The Hatters got all they wanted and more from Division II Saint Leo but were able to survive their Gladiatorial showdown with the visiting Lions to take a 74-69 victory.
- The showdown was very much still in doubt entering the final minute of action when Hatters junior forward **Liam McInerney** put back a missed jumper by **Chris Perez** and drew a foul. The old-fashioned three-point play broke a 67-all tie.
- Stetson was able to put the game away at the free throw line as sophomore **Aaron Graham** connected on four straight in the final 25 seconds to secure the victory.
- Junior **Adam Pegg** did his part in the game, leading the Hatters with 17 points while grabbing eight rebounds and dishing six assists. Stetson was unable to convert as often from the outside as it needed to, however, hitting just 10-of-29 from three-point range.

**SEMINOLES' SIZE PROVES TOO MUCH**

- The Hatters tried to take away FSU's height advantage by shooting the ball from the perimeter. The plan was good enough to keep Stetson close but, in the end, it was the inside domination of the Seminoles that led Florida State to a 79-66 victory.
- It was the Seminoles' 17th consecutive victory over Stetson, dating back to 1975, and was FSU's 25th consecutive non-conference victory over an in-state opponent.
- The Hatters took aim from outside, and hit 10 of their 33 three-point attempts in the game, but the Seminoles dominated in the paint, outscoring Stetson 48-26 in the lane.
- Stetson had four players score in double figures in the game, led by 14 points from **Joel Naburgs**, who was just two-of-10 from three-point range. **Chris Perez** and **J.R. Weston** finished with 11 points each while **Aaron Graham** had 10.
- At the end of the night, the Hatters held their own on the boards, getting out-rebounded just 36-34, and turnovers were even at 17 each.

**STETSON QUIETS RATTTLERS**

- The Hatters overcame another rash of turnovers, but exerted their dominance on the glass against homestanding Florida A&M to take a 78-60 victory.
- Stetson turned the ball over 26 times, but FAMU gave the ball back to the Hatters 19 times. Stetson was able to build a lead by beating the Rattlers on the boards to the tune of a 54-31 advantage.
- The game was still in doubt until inside of eight minutes were left when junior **Adam Pegg** stepped out and drained a long three-pointer and **Chris Perez** followed on the next Hatters with a three-pointer of his own, pushing the Stetson lead to 22.
- Pegg led all scorers in the game with 15. The Hatters also got 13 points from **Liam McInerney**, who hit a pair of three-pointers in the game, and 12 from Perez. Of the 11 Hatters who saw action in the game, 10 scored.
- **Joel Naburgs** hit just two shots in the game for Stetson, both from three-point range, but finished the night with a career-high 11 rebounds.

**OPENING WITH A VICTORY**

- The Hatters did not give a picture-perfect performance, but they did enough to take a 65-60 victory over Bethune-Cookman in the season-opener for both teams.
- The game featured 48 turnovers, including 29 by the Hatters, to go with 46 personal fouls. The 29 turnovers for Stetson were the most in a game since having 32 in a 68-65 loss at Troy in January 26, 2002.
- The Stetson defense made the difference in the game, holding the Wildcats to just 26 percent shooting from the floor. Before the Hatters edged ahead for the win, the game featured 14 lead changes and 10 ties.
- **Aaron Graham** posted a double-double for Stetson, piling up 10 rebounds to go with his 12 points. **Adam Pegg** and **Chris Perez** had 14 points each.

## SEASON SUPERLATIVES

### STETSON TEAM GAME (HIGHS AND LOWS)

<b>POINTS</b>	High	103	at Lipscomb (1/16/12)
	Low	50	at Indiana (12/4/11)
<b>POINTS (HALF)</b>	High	49	at Lipscomb (1/16/12)
	Low	21	at Indiana (12/4/11)
<b>FG MADE</b>	High	34	at Lipscomb (1/16/12)
	Low	17	at Indiana (12/4/11)
<b>FG ATTEMPTS</b>	High	74	at Lipscomb (1/16/12)
	Low	42	vs. Bethune-Cookman (11/11/11)
<b>3PT FG MADE</b>	High	15	at Belmont (1/14/12)
	Low	1	vs. Florida (11/28/11)
<b>3PT FG ATTEMPTS</b>	High	37	at Lipscomb (1/16/12)
	Low	12	vs. Bethune-Cookman (11/11/11)
<b>3PT FG PERCENTAGE</b>	High	.545 (24-44)	vs. Jacksonville (1/7/12)
	Low	.059 (1-17)	vs. Florida (11/28/11)
<b>FT MADE</b>	High	22	at Lipscomb (1/16/12)
	Low	6	at Florida State (11/16/11)
<b>FT ATTEMPTS</b>	High	30	two times
	Low	9	at Florida State (11/16/11)
<b>FT PERCENTAGE</b>	High	.905 (19-21)	at Florida A&M (11/14/11)
	Low	.467 (7-15)	at Charleston Southern (11/21/11)
<b>REBOUNDS</b>	High	54	at Florida A&M (11/14/11)
	Low	26	at Belmont (1/14/12)
<b>ASSISTS</b>	High	23	vs. Charleston Southern (12/21/11)
	Low	7	at Mercer (1/4/12)
<b>STEALS</b>	High	9	vs. Charleston Southern (12/21/11)
	Low	3	vs. Saint Leo (11/19/11)
<b>BLOCKED SHOTS</b>	High	5	two times
	Low	0	two times
<b>TURNOVERS</b>	High	29	vs. Bethune-Cookman (11/11/11)
	Low	10	vs. North Florida (1/9/12)
<b>FOULS</b>	High	25	two times
	Low	13	two times

### STETSON INDIVIDUAL GAME HIGHS

<b>POINTS</b>	28	Adam Pegg at Lipscomb (1/16/12)
<b>FG MADE</b>	10	two times
<b>FG ATTEMPTS</b>	19	two times
<b>FG PCT (min 5 made)</b>	.833 (5-6)	Liam McInerney at Florida A&M (11/14/11)
<b>3FG MADE</b>	5	five times
<b>3FG ATTEMPTS</b>	12	Aaron Graham at Lipscomb (1/16/12)
<b>3FG PCT (min 2 made)</b>	1.000 (2-2)	Liam McInerney vs. Saint Leo (11/19/11)
<b>FT MADE</b>	9	Aaron Graham vs. FGCU (1/20/12)
<b>FT ATTEMPTS</b>	11	two times
<b>FT PCT (min 5 made)</b>	1.000 (8-8)	Aaron Graham vs. Saint Leo (11/19/11)
<b>REBOUNDS</b>	14	Adam Pegg at Lipscomb (1/16/12)
<b>ASSISTS</b>	7	two times
<b>STEALS</b>	5	Liam McInerney vs. North Florida (1/9/12)
<b>BLOCKED SHOTS</b>	3	Willie Green at UCF (12/29/11)
<b>TURNOVERS</b>	7	two times

### OPPONENT TEAM GAME (HIGHS AND LOWS)

<b>POINTS</b>	High	104	at Lipscomb (1/16/12)
	Low	60	two times
<b>POINTS (HALF)</b>	High	55	at Belmont (1/14/12) - 2nd
	Low	21	at Kennesaw State (1/2/12)
<b>FG MADE</b>	High	41	at Lipscomb (1/16/12)
	Low	19	vs. Bethune-Cookman (11/11/11)
<b>FG ATTEMPTS</b>	High	74	two times
	Low	51	two times
<b>3PT FG MADE</b>	High	14	vs. Florida (11/28/11)
	Low	2	two times
<b>3PT FG ATTEMPTS</b>	High	35	vs. ETSU (11/28/11)
	Low	10	at Florida State (11/16/11)
<b>3PT FG PERCENTAGE</b>	High	.522 (10-23)	vs. Saint Leo (11/19/11)
	Low	.125 (2-16)	at Florida A&M (11/14/11)
<b>FT MADE</b>	High	24	at Mercer (1/4/12)
	Low	4	vs. North Florida (1/9/12)
<b>FT ATTEMPTS</b>	High	30	at Mercer (1/4/12)
	Low	10	vs. Saint Leo (11/19/11)
<b>FT PERCENTAGE</b>	High	.833 (15-18)	at Belmont (1/14/12)
	Low	.333 (4-12)	vs. North Florida (1/9/12)
<b>REBOUNDS</b>	High	47	vs. Bethune-Cookman (11/11/11)
	Low	24	vs. Saint Leo (11/19/11)
<b>ASSISTS</b>	High	22	three times
	Low	6	vs. Bethune-Cookman (11/11/11)
<b>STEALS</b>	High	17	at Charleston Southern (11/21/11)
	Low	2	vs. North Florida (1/9/12)
<b>BLOCKED SHOTS</b>	High	7	at Indiana (12/4/11)
	Low	0	vs. Saint Leo (11/19/11)
<b>TURNOVERS</b>	High	19	two times
	Low	9	at Indiana (12/4/11)
<b>FOULS</b>	High	24	two times
	Low	10	at Indiana (12/4/11)

### OPPONENTS INDIVIDUAL GAME HIGHS

<b>POINTS</b>	26	two times
<b>FG MADE</b>	11	Mick Hedgepeth, at Belmont (1/14/12)
<b>FG ATTEMPTS</b>	21	Humpty Hitchens, James Madison (12/30/11)
<b>FG PCT (min 5 made)</b>	1.000 (6-6)	Deividus Dulkys, at Florida State (11/16/11)
<b>3FG MADE</b>	6	two times
<b>3FG ATTEMPTS</b>	14	Humpty Hitchens, James Madison (12/30/11)
<b>3FG PCT (min 2 made)</b>	1.000 (4-4)	Deividus Dulkys, at Florida State (11/16/11)
<b>FT MADE</b>	9	two times
<b>FT ATTEMPTS</b>	11	Kerron Johnson, at Belmont (1/14/12)
<b>FT PCT (min 5 made)</b>	1.000 (8-8)	Brett Comer vs Florida Gulf Coast (1/20/12)
<b>REBOUNDS</b>	15	Garrus Holloman, B-CU (11/11/11)
<b>ASSISTS</b>	12	Saah Nimley, Charleston Southern (12/21/11)
<b>STEALS</b>	7	Kelvin Martin at Charleston Southern (11/21/11)
<b>BLOCKED SHOTS</b>	4	Cody Zeller, at Indiana (12/4/11)
<b>TURNOVERS</b>	6	Saah Nimley, Charleston Southern (12/21/11)

**THE LAST TIME...****Team****Scoring**

Scored 100 Points	L 104-103 at Lipscomb, 1-16-12.....	1 games
Scored 90 Points	L 104-103 at Lipscomb, 1-16-12.....	1 games
Scored 80 Points	L 92-85 vs. Florida Gulf Coast, 1-20-12 .....	0 games
Had a 20 Point Win	20 (59-39) vs. Kennesaw State, 2-14-09.....	84 games
Had a 30 Point Win	45 (80-35) vs. Webber Int'l, 12-17-08 .....	101 games
Had a 40 Point Win	45 (80-35) vs. Webber Int'l, 12-17-08 .....	101 games
Had a 20 Point Loss	34 (84-50) at Indiana 12-4-11 .....	11 games
Had a 30 Point Loss	34 (84-50) at Indiana 12-4-11 .....	11 games
Had a 40 Point Loss	42 (38-80) at Florida State, 11-18-09 .....	76 games

**Miscellaneous**

Did not hit 3-pointer (game)	0 at Colorado State, 12-28-04.....	217 games
Did not hit 3-pointer (half)	2nd half at Mercer, 1-4-12 .....	6 games

**Streaks**

Won 9 in a row	Feb. 6 - Mar. 2, 2006
Lost 10 in a row	Nov. 18, 2005 - Dec. 27, 2005

**Wins and Losses**

Defeated Ranked Opponent	New Mexico, 2/2/1974 (#17 AP Poll) Louisville, 1/17/1970 (#18 AP Poll) Miami, 2/11/1960 (#10 AP Poll)
Lost to Division II or lower	Nov. 26, 2010 (Palm Beach Atlantic)

**Individual****Scoring**

Scored 20 Points	24 by Adam Pegg vs. Florida Gulf Coast, 1-20-12 .....	0 games
Scored 25 Points	28 by Adam Pegg at Lipscomb, 1-16-12.....	1 games
Scored 30 Points	30 by Ridge Graham vs. SSU, 2-15-10.....	53 games
Scored 35 Points	36 by Jason Alexander vs. Florida International, 2-24-96.....	445 games
Two Hatters with 20 Points	three players at Lipscomb, 1-16-12 .....	1 games
Three Hatters with 20 Points	A. Pegg (28), A. Graham (24), C. Perez (23) at Lipscomb, 1-16-12 .....	1 games

**Rebounding**

Recorded 10 Rebounds	10 by Adam Pegg vs. Florida Gulf Coast, 1-20-12 .....	0 games
Recorded 15 Rebounds	16 by Garfield Blair vs. Mercer, 2-16-09.....	82 games
Recorded 20 Rebounds	20 by Randy Anderson vs. Centenary, 1-15-87.....	748 games

**Shooting (min. 5 att.)**

Perfect from field	10-10 by Joel Naburgs vs. Lipscomb, 1-3-11 .....	36 games
Perfect from the FT line	8-8 by Aaron Graham vs. Saint Leo, 11-19-11 .....	15 games

**Shooting (min. 10 att.)**

Perfect from the FT line	10-10 by Joel Naburgs vs. Lipscomb, 1-3-11 .....	36 games
--------------------------	--	----------

**Miscellaneous**

Recorded 10 Assists	13 by Alexis McMillan vs. Florida Atlantic, 2-23-02.....	351 games
Recorded 5 Three Pointers	5 by Chris Perez at Lipscomb, 1/16/12.....	1 games
Recorded 5 Steals	5, by Liam McInerney vs North Florida, 1-9-12 .....	3 games
Recorded 5 Blocks	5 by Chad Lambert vs. College of Charleston, 2-10-96.....	174 games
Had a double-double	24p/10r by Adam Pegg vs. Florida Gulf Coast, 1-20-12 .....	0 games
Had a triple-double	never accomplished	
Played a complete game	40 minutes by Luis Jacobo vs Jacksonville, 2-26-2011 .....	18 games



**NOTES AND INTANGIBLES**

- Was a three-time All-State selection at DeLand High School and was named Volusia County Player of the Year for the 2010-11 season.
- Helped his team to a 25-4 record during his senior season before falling in the regional championship game.
- Helped his AAU team to a 16U National Championship.
- Dished out a career-high four assists in the win over Saint Leo.
- Scored all of his career-high nine points in the first half against Florida. Made the Hatters' only three-pointer in the game.
- Made his first collegiate start in the win over East Tennessee State on Dec. 1.

**2011-12 GAME-BY-GAME**

Opponent	Date	gs	min	Total		3-Pointers		Free throws		Rebounds				pf	a	t/o	blk	stl	pts	avg	
				fg-fga	pct	3fg-fga	pct	ft-fa	pct	off	def	tot	avg								
BETHUNE-COOKMAN	11/11/11		16	3-4	.750	0-1	.000	0-0	.000	0	3	3	3.0	1	2	2	0	0	6	6.0	
at Florida A&M	11/14/11		12	2-4	.500	1-2	.500	0-0	.000	0	3	3	3.0	1	0	2	0	1	5	5.5	
at Florida State	11/16/11		11	1-2	.500	1-2	.500	0-0	.000	0	0	0	2.0	1	0	1	0	1	3	4.7	
SAINT LEO	11/19/11		19	2-5	.400	1-3	.333	0-0	.000	2	3	5	2.8	2	4	1	1	0	5	4.8	
at Charleston Southern	11/21/11		9	1-2	.500	1-2	.500	0-0	.000	0	2	2	2.6	0	0	1	0	0	3	4.4	
vs Florida	11/28/11		17	3-5	.600	1-3	.333	2-2	1.000	1	2	3	2.7	1	1	4	0	0	9	5.2	
ETSU	12/01/11	*	11	0-2	.000	0-2	.000	0-0	.000	0	1	1	2.4	0	3	2	0	0	0	4.4	
at Indiana	12/04/11		3	0-0	.000	0-0	.000	0-0	.000	0	0	0	2.1	0	0	0	0	0	0	3.9	
USC UPSTATE	12/17/11		14	1-3	.333	0-2	.000	0-0	.000	0	1	1	2.0	2	0	2	0	1	2	3.7	
CHARLESTON SOUTHER	12/21/11		10	1-6	.167	1-4	.250	2-2	1.000	2	0	2	2.0	1	0	1	0	0	5	3.8	
at UCF	12/29/11		8	0-2	.000	0-0	.000	0-0	.000	0	1	1	1.9	0	1	1	0	0	0	3.5	
vs James Madison	12/30/11		13	1-2	.500	0-1	.000	0-0	.000	1	0	1	1.8	2	0	2	0	0	2	3.3	
at Kennesaw State	01/02/12		4	1-3	.333	1-2	.500	0-0	.000	1	0	1	1.8	0	0	2	0	0	3	3.3	
at Mercer	01/04/12		8	1-2	.500	1-2	.500	0-0	.000	0	0	0	1.6	2	1	0	0	0	3	3.3	
JACKSONVILLE	01/07/12		6	0-0	.000	0-0	.000	0-0	.000	0	0	0	1.5	1	0	0	0	0	0	3.1	
NORTH FLORIDA	01/09/12		5	0-0	.000	0-0	.000	0-0	.000	0	0	0	1.4	0	0	1	0	0	0	2.9	
at Belmont	01/14/12		11	1-4	.250	1-3	.333	0-0	.000	0	0	0	1.4	0	0	0	0	0	3	2.9	
at Lipscomb	01/16/12		12	2-4	.500	1-3	.333	0-0	.000	1	1	2	1.4	2	1	1	0	0	5	3.0	
FGCU	01/20/12		8	0-2	.000	0-2	.000	1-2	.500	0	0	0	1.3	1	1	2	0	1	1	2.9	
<b>Totals</b>			<b>1</b>	<b>197</b>	<b>20-52</b>	<b>.385</b>	<b>10-34</b>	<b>.294</b>	<b>5-6</b>	<b>.833</b>	<b>8</b>	<b>17</b>	<b>25</b>	<b>1.3</b>	<b>17</b>	<b>14</b>	<b>25</b>	<b>1</b>	<b>4</b>	<b>55</b>	<b>2.9</b>

Games played: 19  
 Minutes/game: 10.4  
 Points/game: 2.9  
 FG Pct: 38.5  
 3FG Pct: 29.4  
 FT Pct: 83.3

Rebounds/game: 1.3  
 Assists/game: 0.7  
 Turnovers/game: 1.3  
 Assist/turnover ratio: 0.6  
 Steals/game: 0.2  
 Blocks/game: 0.1

**1**

**DENNIS DIAZ**  
 G • 6-4 • 180 • FR • HS  
 DELTONA, FLORIDA  
 DE LAND HIGH SCHOOL

**THE DIAZ FILE**

**PERSONAL**

**Full Name**  
 Dennis Diaz, Jr.  
**Birthdate**  
 December 20, 1991  
**Birth Place**  
 Fontana, California  
**Major**  
 Sport Management

**CAREER HIGHS**

**Points**  
 9 vs. Florida [11/28/11]  
**Rebounds**  
 5 vs Saint Leo [11/19/11]  
**Assists**  
 4 vs Saint Leo [11/19/11]  
**Blocks**  
 1 vs Saint Leo [11/19/11]  
**Steals**  
 1, three times  
**Field Goals**  
 3, two times  
**Field Goal Attempts**  
 6 vs CSU [12/21/11]  
**3-Point Field Goals**  
 1, nine times  
**3-Point FG Attempts**  
 4 vs CSU [12/21/11]  
**Free Throws**  
 2, two times  
**Free Throw Attempts**  
 2, two times  
**Minutes Played**  
 19 vs Saint Leo [11/19/11]

**MISCELLANEOUS**

**STETSON Record**  
 Double-Figure Pts 0 (0-0)  
 Led team in Pts 0 (0-0)  
 20+ Points 0 (0-0)  
 5+ Assists 0 (0-0)  
 5+ Rebounds 0 (0-0)

**DIAZ CAREER STATISTICS (OVERALL)**

Year	GP-GS	Min-Avg	FG-A	Pct	3FG-A	Pct	FT-A	Pct	Off-Def-Tot	Avg	PF-D	A	TO	B	S	TP	Avg
2011-12	19-1	197-10.4	20-52	.385	10-34	.294	5-6	.833	8-17-25	1.3	17-0	14	25	1	4	55	2.9
<b>TOTAL</b>	<b>19-1</b>	<b>197-10.4</b>	<b>20-52</b>	<b>.385</b>	<b>10-34</b>	<b>.294</b>	<b>5-6</b>	<b>.833</b>	<b>8-17-25</b>	<b>1.3</b>	<b>17-0</b>	<b>14</b>	<b>25</b>	<b>1</b>	<b>4</b>	<b>55</b>	<b>2.9</b>

**DIAZ CAREER STATISTICS (ATLANTIC SUN ONLY)**

Year	GP-GS	Min-Avg	FG-A	Pct	3FG-A	Pct	FT-A	Pct	Off-Def-Tot	Avg	PF-D	A	TO	B	S	TP	Avg
2011-12	9-1	79-8.8	6-20	.300	4-16	.250	1-2	.500	2-3-5	0.6	8-0	6	10	0	2	17	1.9
<b>TOTAL</b>	<b>9-1</b>	<b>79-8.8</b>	<b>6-20</b>	<b>.300</b>	<b>4-16</b>	<b>.250</b>	<b>1-2</b>	<b>.500</b>	<b>2-3-5</b>	<b>0.6</b>	<b>8-0</b>	<b>6</b>	<b>10</b>	<b>0</b>	<b>2</b>	<b>17</b>	<b>1.9</b>



**NOTES AND INTANGIBLES**

- Transferred to Stetson after spending three seasons at UCF where he saw action in 20 games after redshirting in 2008-09.
- Is expected to be eligible for the Hatters after the completion of the fall semester.
- Spent one year after high school at the IMG Academy in Bradenton, Fla., where he averaged 12.0 points and 8.0 rebounds per game.
- Helped Tucker (Ga.) HS to a Class AAA state title during his senior year, 2006-07.
- Made his Stetson debut against Charleston Southern, scoring five points in nine minutes of playing time.
- Had the best game of his young Hatter career against Kennesaw State, posting career highs in points (9), rebounds (6) and assists (5).
- Made his first collegiate start in the game against Florida Gulf Coast, scoring four points.

**2011-12 GAME-BY-GAME**

**2**  
**AMARA THOMPSON**  
 G • 6-4 • 180 • JR • TR  
 TUCKER, GEORGIA  
 TUCKER HS / UCF

**THE THOMPSON FILE**

**PERSONAL**  
**Full Name**  
 Amara Brian Okezie Thompson  
**Birthdate**  
 December 6, 1988  
**Birth Place**  
 Los Angeles, California  
**Major**  
 Psychology

**CAREER HIGHS**  
**Points**  
 9 at Kennesaw St. [1/2/12]  
**Rebounds**  
 6 at Kennesaw St. [1/2/12]  
**Assists**  
 5, three times  
**Blocks**  
 1, two times  
**Steals**  
 2 at Mercer [1/4/12]  
**Field Goals**  
 3 at Kennesaw St. [1/2/12]  
**Field Goal Attempts**  
 5, two times  
**3-Point Field Goals**  
 1, two times  
**3-Point FG Attempts**  
 2 at Belmont [1/14/12]  
**Free Throws**  
 6 at Lipscomb [1/16/12]  
**Free Throw Attempts**  
 10 at Lipscomb [1/16/12]  
**Minutes Played**  
 27 vs FGCU [1/20/12]

**MISCELLANEOUS**  
**STETSON Record**  
 Double-Figure Pts 0 (0-0)  
 Led team in Pts 0 (0-0)  
 20+ Points 0 (0-0)  
 5+ Assists 1 (1-0)  
 5+ Rebounds 1 (1-0)

Opponent	Date	gs	min	Total		3-Pointers		Free throws		Rebounds				pf	a	t/o	blk	stl	pts	avg	
				fg-fga	pct	3fg-fga	pct	ft-fa	pct	off	def	tot	avg								
CHARLESTON SOUTHER	12/21/11		9	2-5	.400	0-1	.000	1-2	.500	1	0	1	1.0	2	0	4	0	1	5	5.0	
at UCF	12/29/11		19	1-2	.500	0-0	.000	1-2	.500	0	2	2	1.5	3	1	4	0	0	3	4.0	
vs James Madison	12/30/11		21	2-5	.400	0-0	.000	2-2	1.000	1	2	3	2.0	1	5	1	0	1	6	4.7	
at Kennesaw State	01/02/12		23	3-4	.750	1-1	1.000	2-4	.500	0	6	6	3.0	2	5	3	0	1	9	5.8	
at Mercer	01/04/12		14	1-2	.500	0-0	.000	0-0	.000	1	1	2	2.8	0	3	3	1	2	2	5.0	
JACKSONVILLE	01/07/12		19	1-2	.500	0-1	.000	1-2	.500	0	0	0	2.3	3	1	4	0	0	3	4.7	
NORTH FLORIDA	01/09/12		14	1-2	.500	0-0	.000	0-0	.000	0	4	4	2.6	3	2	2	1	0	2	4.3	
at Belmont	01/14/12		16	1-2	.500	1-2	.500	0-0	.000	1	0	1	2.4	1	0	3	0	0	3	4.1	
at Lipscomb	01/16/12		22	1-4	.250	0-0	.000	6-10	.600	1	2	3	2.4	4	5	5	0	1	8	4.6	
FGCU	01/20/12	*	27	2-3	.667	0-0	.000	0-1	.000	3	2	5	2.7	3	4	4	0	0	4	4.5	
<b>Totals</b>			1	184	15-31	.484	2-5	.400	13-23	.565	8	19	27	2.7	22	26	33	2	6	45	4.5

Games played: 10  
 Minutes/game: 18.4  
 Points/game: 4.5  
 FG Pct: 48.4  
 3FG Pct: 40.0  
 FT Pct: 56.5

Rebounds/game: 2.7  
 Assists/game: 2.6  
 Turnovers/game: 3.3  
 Assist/turnover ratio: 0.8  
 Steals/game: 0.6  
 Blocks/game: 0.2

**THOMPSON CAREER STATISTICS (OVERALL)**

Year	GP-GS	Min-Avg	FG-A	Pct	3FG-A	Pct	FT-A	Pct	Off-Def-Tot	Avg	PF-D	A	TO	B	S	TP	Avg
2009-10 [UCF]	9-0	14-1.6	3-3	1.000	0-0	.000	0-0	.000	0-1-1	0.1	1-0	1	0	0	0	6	0.7
2010-11 [UCF]	11-0	24-2.2	4-6	.667	0-1	.000	3-6	.500	1-3-4	0.4	2-0	2	1	0	0	11	1.0
2011-12	10-1	184-18.4	15-31	.484	2-5	.400	13-23	.565	8-19-27	2.7	22-0	26	33	2	6	45	4.5
<b>TOTAL</b>	<b>30-1</b>	<b>222-7.4</b>	<b>22-40</b>	<b>.550</b>	<b>2-6</b>	<b>.333</b>	<b>16-29</b>	<b>.551</b>	<b>9-23-32</b>	<b>1.0</b>	<b>25-0</b>	<b>29</b>	<b>34</b>	<b>2</b>	<b>6</b>	<b>62</b>	<b>2.0</b>

**THOMPSON CAREER STATISTICS (CONFERENCE ONLY)**

Year	GP-GS	Min-Avg	FG-A	Pct	3FG-A	Pct	FT-A	Pct	Off-Def-Tot	Avg	PF-D	A	TO	B	S	TP	Avg
2009-10	3-0	7-2.3	1-1	1.000	0-0	.000	0-0	.000	0-0-0	0.0	0-0	0	0	0	0	2	0.7
2010-11	2-0	1-0.5	0-0	.000	0-0	.000	0-0	.000	0-1-1	0.5	0-0	0	0	0	0	0	0.0
2011-12	7-1	135-19.3	10-19	.526	2-4	.500	9-17	.529	6-15-21	3.0	16-0	20	24	2	4	31	4.4
<b>TOTAL</b>	<b>12-1</b>	<b>143-11.9</b>	<b>11-20</b>	<b>.550</b>	<b>2-4</b>	<b>.500</b>	<b>9-17</b>	<b>.529</b>	<b>6-16-22</b>	<b>1.8</b>	<b>16-0</b>	<b>20</b>	<b>24</b>	<b>2</b>	<b>4</b>	<b>33</b>	<b>2.7</b>



**NOTES AND INTANGIBLES**

- Redshirted in 2009-10 at Western Kentucky before playing the 2010-11 season at Daytona State College.
- Averaged 5.3 points and 2.9 rebounds per game as a freshman at DSC, playing in 32 games.
- Finished his prep career at Olympia HS with more than 1,000 points, 750 rebounds and 400 blocked shots.
- Helped Olympia to a 29-5 record as a senior and a runner-up finish in Class 6A.
- Scored 10 points with five rebounds in a career-high 30 minutes of action against Charleston Southern (12/21).
- Posted his first career double-double with career highs for both points (17) and rebounds (10) against North Florida (1/9).

**2011-12 GAME-BY-GAME**

3

**WILLIE GREEN**

F • 6-7 • 195 • SO • JC  
 ORLANDO, FLORIDA  
 OLYMPIA HS / WKU / DAYTONA ST.

**THE GREEN FILE**

**PERSONAL**

**Full Name**  
 William Jerand Green III

**Birthdate**  
 August 28, 1991

**Birth Place**  
 Orlando, Florida

**Major**  
 Sports Business

**CAREER HIGHS**

**Points**  
 17 vs North Florida [1/9/12]

**Rebounds**  
 10 vs North Florida [1/9/12]

**Assists**  
 3, four times

**Blocks**  
 3 at UCF [12/29/11]

**Steals**  
 1, seven times

**Field Goals**  
 7 vs. North Florida [1/9/12]

**Field Goal Attempts**  
 9, two times

**3-Point Field Goals**  
 1, three times

**3-Point FG Attempts**  
 2, three times

**Free Throws**  
 4 vs USC Upstate [12/17/11]

**Free Throw Attempts**  
 4, four times

**Minutes Played**  
 30 vs. CSU [12/21/11]

**MISCELLANEOUS**

**STETSON Record**

**Double-Figure Pts** 4 (1-3)  
**Led team in Pts** 1 (1-0)  
**20+ Points** 0 (0-0)  
**3+ Blocks** 1 (0-1)  
**5+ Rebounds** 5 (2-3)

Opponent	Date	gs	min	Total		3-Pointers		Free throws		Rebounds				pf	a	t/o	blk	stl	pts	avg	
				fg-fga	pct	3fg-fga	pct	ft-fa	pct	off	def	tot	avg								
BETHUNE-COOKMAN	11/11/11		17	1-3	.333	0-0	.000	1-2	.500	1	0	1	1.0	0	2	3	2	1	3	3.0	
at Florida A&M	11/14/11		21	2-7	.286	0-1	.000	0-0	.000	1	3	4	2.5	2	2	3	1	0	4	3.5	
at Florida State	11/16/11		17	1-3	.333	0-1	.000	1-2	.500	1	7	8	4.3	1	2	3	0	1	3	3.3	
SAINT LEO	11/19/11		17	3-4	.750	0-0	.000	1-2	.500	1	1	2	3.8	2	2	3	2	0	7	4.3	
at Charleston Southern	11/21/11		20	3-7	.429	0-0	.000	0-0	.000	2	0	2	3.4	3	1	2	2	1	6	4.6	
vs Florida	11/28/11		23	5-7	.714	0-0	.000	1-3	.333	0	5	5	3.7	1	0	2	1	0	11	5.7	
ETSU	12/01/11		23	2-5	.400	0-0	.000	1-4	.250	2	3	5	3.9	1	1	1	1	0	5	5.6	
at Indiana	12/04/11		23	2-5	.400	0-0	.000	1-2	.500	1	1	2	3.6	2	0	0	0	0	5	5.5	
USC UPSTATE	12/17/11		16	1-4	.250	0-0	.000	4-4	1.000	2	1	3	3.6	1	1	3	2	0	6	5.6	
CHARLESTON SOUTHER	12/21/11		30	4-7	.571	1-1	1.000	1-1	1.000	1	4	5	3.7	1	2	2	2	1	10	6.0	
at UCF	12/29/11		23	3-6	.500	1-2	.500	0-0	.000	1	3	4	3.7	3	3	2	3	0	7	6.1	
vs James Madison	12/30/11		20	2-3	.667	0-1	.000	0-0	.000	1	1	2	3.6	1	0	2	2	0	4	5.9	
at Kennesaw State	01/02/12		19	0-1	.000	0-0	.000	0-0	.000	1	3	4	3.6	2	0	0	2	0	0	5.5	
at Mercer	01/04/12		17	2-6	.333	0-2	.000	0-0	.000	3	3	6	3.8	3	0	0	1	0	4	5.4	
JACKSONVILLE	01/07/12		23	2-4	.500	1-2	.500	2-2	1.000	0	5	5	3.9	0	3	2	1	1	7	5.5	
NORTH FLORIDA	01/09/12		24	7-9	.778	0-1	.000	3-4	.750	4	6	10	4.3	1	3	1	2	0	17	6.2	
at Belmont	01/14/12		23	3-5	.600	0-1	.000	2-2	1.000	2	5	7	4.4	2	1	1	1	1	8	6.3	
at Lipscomb	01/16/12		29	2-3	.667	0-0	.000	0-0	.000	0	2	2	4.3	3	3	0	1	1	4	6.2	
FGCU	01/20/12		23	4-9	.444	0-1	.000	2-4	.500	4	0	4	4.3	1	2	1	0	0	10	6.4	
<b>Totals</b>			0	408	49-98	.500	3-13	.231	20-32	.625	28	53	81	4.3	30	28	31	26	7	121	6.4

Games played: 19  
 Minutes/game: 21.5  
 Points/game: 6.4  
 FG Pct: 50.0  
 3FG Pct: 23.1  
 FT Pct: 62.5


Rebounds/game: 4.3  
 Assists/game: 1.5  
 Turnovers/game: 1.6  
 Assist/turnover ratio: 0.9  
 Steals/game: 0.4  
 Blocks/game: 1.4

**GREEN CAREER STATISTICS (OVERALL)**

Year	GP-GS	Min-Avg	FG-A	Pct	3FG-A	Pct	FT-A	Pct	Off-Def-Tot	Avg	PF-D	A	TO	B	S	TP	Avg
2011-12	19-0	408-21.5	49-98	.500	3-13	.231	20-32	.625	28-53-81	4.3	30-0	28	31	26	7	121	6.4
<b>TOTAL</b>	<b>19-0</b>	<b>408-21.5</b>	<b>49-98</b>	<b>.500</b>	<b>3-13</b>	<b>.231</b>	<b>20-32</b>	<b>.625</b>	<b>28-53-81</b>	<b>4.3</b>	<b>30-0</b>	<b>28</b>	<b>31</b>	<b>26</b>	<b>7</b>	<b>121</b>	<b>6.4</b>

**GREEN CAREER STATISTICS (ATLANTIC SUN ONLY)**

Year	GP-GS	Min-Avg	FG-A	Pct	3FG-A	Pct	FT-A	Pct	Off-Def-Tot	Avg	PF-D	A	TO	B	S	TP	Avg
2011-12	9-0	197-21.9	23-46	.500	1-7	.143	14-20	.700	18-28-46	5.1	14-0	14	9	11	3	61	6.8
<b>TOTAL</b>	<b>9-0</b>	<b>197-21.9</b>	<b>23-46</b>	<b>.500</b>	<b>1-7</b>	<b>.143</b>	<b>14-20</b>	<b>.700</b>	<b>18-28-46</b>	<b>5.1</b>	<b>14-0</b>	<b>14</b>	<b>9</b>	<b>11</b>	<b>3</b>	<b>61</b>	<b>6.8</b>

**NOTES AND INTANGIBLES**

- Played a career-high six minutes in the season-opener against Bethune-Cookman.

**2011-12 GAME-BY-GAME**

4

**DIEGO MORALES**

G • 6-0 • 170 • JR • SQ

ORLANDO, FLORIDA

FREEDOM HS

**THE MORALES FILE****PERSONAL****Full Name**

Diego Morales

**Birthdate**

December 16, 1990

**Birth Place**

Madrid, Spain

**Major**

Sport Management

**CAREER HIGHS****Points**

4 at Florida State [12/15/10]

**Rebounds**

1, two times

**Assists**

2 vs. B-CU [11/11/11]

**Blocks**

0

**Steals**

0

**Field Goals**

1 at Florida State [12/15/10]

**Field Goal Attempts**

2 at Florida State [12/15/10]

**3-Point Field Goals**

0

**3-Point FG Attempts**

0

**Free Throws**

2 at Florida State [12/15/10]

**Free Throw Attempts**

3 at Florida State [12/14/10]

**Minutes Played**

6 vs. B-CU [11/11/11]

**MISCELLANEOUS****STETSON Record**

Double-Figure Pts 0 (0-0)

Led team in Pts 0 (0-0)

20+ Points 0 (0-0)

5+ Assists 0 (0-0)

5+ Rebounds 0 (0-0)

Opponent	Date	gs	min	Total		3-Pointers		Free throws		Rebounds				pf	a	t/o	blk	stl	pts	avg
				fg-fga	pct	3fg-fga	pct	ft-fa	pct	off	def	tot	avg							
BETHUNE-COOKMAN	11/11/11	6		0-0	.000	0-0	.000	0-0	.000	0	1	1	1.0	2	2	1	0	0	0	0.0
at Florida A&M	11/14/11	2		0-1	.000	0-0	.000	0-0	.000	0	0	0	0.5	0	0	0	0	0	0	0.0
SAINT LEO	11/19/11	4		0-0	.000	0-0	.000	0-0	.000	0	1	1	0.7	0	0	0	0	0	0	0.0
at Indiana	12/04/11	3		0-0	.000	0-0	.000	0-0	.000	0	0	0	0.5	0	0	0	0	0	0	0.0
<b>Totals</b>		0	15	0-1	.000	0-0	.000	0-0	.000	0	2	2	0.5	2	2	1	0	0	0	0.0

Games played: 4

Minutes/game: 3.8

FG Pct: 0.0

Rebounds/game: 0.5

Assists/game: 0.5

Turnovers/game: 0.3

Assist/turnover ratio: 2.0

**MORALES CAREER STATISTICS (OVERALL)**

Year	GP-GS	Min-Avg	FG-A	Pct	3FG-A	Pct	FT-A	Pct	Off-Def-Tot	Avg	PF-D	A	TO	B	S	TP	Avg
2010-11	2-0	3-1.5	1-2	.500	0-0	.000	2-3	.667	0-0-0	0.0	0-0	0	0	0	0	4	2.0
2011-12	4-0	15-3.8	0-1	.000	0-0	.000	0-0	.000	0-2-2	0.5	2-0	2	1	0	0	0	0.0
<b>TOTAL</b>	<b>6-0</b>	<b>18-3.0</b>	<b>1-3</b>	<b>.333</b>	<b>0-0</b>	<b>.000</b>	<b>2-3</b>	<b>.667</b>	<b>0-2-2</b>	<b>0.3</b>	<b>2-0</b>	<b>2</b>	<b>1</b>	<b>0</b>	<b>0</b>	<b>4</b>	<b>0.7</b>

**MORALES CAREER STATISTICS (ATLANTIC SUN ONLY)**

Year	GP-GS	Min-Avg	FG-A	Pct	3FG-A	Pct	FT-A	Pct	Off-Def-Tot	Avg	PF-D	A	TO	B	S	TP	Avg
2010-11	0-0	0-0.0	0-0	.000	0-0	.000	0-0	.000	0-0-0	0.0	0-0	0	0	0	0	0	0.0
2011-12	0-0	0-0.0	0-0	.000	0-0	.000	0-0	.000	0-0-0	0.0	0-0	0	0	0	0	0	0.0
<b>TOTAL</b>	<b>0-0</b>	<b>0-0.0</b>	<b>0-0</b>	<b>.000</b>	<b>0-0</b>	<b>.000</b>	<b>0-0</b>	<b>.000</b>	<b>0-0-0</b>	<b>0.0</b>	<b>0-0</b>	<b>0</b>	<b>0</b>	<b>0</b>	<b>0</b>	<b>0</b>	<b>0.0</b>



**NOTES AND INTANGIBLES**

- Saw action in 30 games as a redshirt freshman, starting 16 ... Averaged 6.1 points and 2.3 rebounds per outing.
- Career high 20 points against UNF in 2010-11 came on 5-of-9 shooting, including 5-of-6 from three-point range.
- Posted his first career double-double with 12 points and 10 rebounds in the season-opening victory over Bethune-Cookman.
- Tied his career high by hitting five three-pointers in the loss at Charleston Southern and again in win over ETSU.
- Again tied his career-high with five three-pointers against James Madison, scoring a career-best 26 points.
- Was named the UCF Holiday Classic All-Tournament teams after averaging 20.0 points in the two games in Orlando.
- Poured in 24 points in Stetson's 104-103 overtime loss at Lipscomb.
- Scored 19 points in just 21 minutes against Florida Gulf Coast.

**2011-12 GAME-BY-GAME**

11

**AARON GRAHAM**

G • 6-4 • 185 • SO • 1L

MIRAMAR, FLORIDA  
WESTMINSTER ACADEMY

**THE GRAHAM FILE  
PERSONAL**

**Full Name**

Aaron Graham

**Birthdate**

October 21, 1991

**Birth Place**

Queens, New York

**Major**

Business Management

**CAREER HIGHS**

**Points**

26 vs. JMU [12/30/11]

**Rebounds**

10 vs. B-CU [11/11/11]

**Assists**

7 vs. ETSU [12/1/11]

**Blocks**

2, two times

**Steals**

3, six times

**Field Goals**

9 vs JMU [12/30/11]

**Field Goal Attempts**

17, two times

**3-Point Field Goals**

5, five times

**3-Point FG Attempts**

12 at Lipscomb [1/16/12]

**Free Throws**

9 vs FGCU [1/20/12]

**Free Throw Attempts**

11 vs FGCU [1/20/12]

**Minutes Played**

36, two times

**MISCELLANEOUS**

**STETSON Record**

Double-Figure Pts 19 (8-11)

Led team in Pts 6 (3-3)

20+ Points 4 (2-2)

5+ Assists 2 (1-1)

5+ Rebounds 11 (4-7)

Opponent	Date	gs	min	Total		3-Pointers		Free throws		Rebounds				pf	a	t/o	blk	stl	pts	avg	
				fg-fga	pct	3fg-fga	pct	ft-fa	pct	off	def	tot	avg								
BETHUNE-COOKMAN	11/11/11	*	25	4-6	.667	3-4	.750	1-2	.500	0	10	10	10.0	3	0	4	0	2	12	12.0	
at Florida A&M	11/14/11	*	22	4-11	.364	0-2	.000	1-1	1.000	2	6	8	9.0	3	3	2	0	1	9	10.5	
at Florida State	11/16/11	*	27	4-17	.235	2-8	.250	0-0	.000	3	2	5	7.7	0	4	3	0	2	10	10.3	
SAINT LEO	11/19/11	*	18	0-5	.000	0-4	.000	8-8	1.000	1	2	3	6.5	2	2	2	0	1	8	9.8	
at Charleston Southern	11/21/11	*	26	6-11	.545	5-8	.625	0-1	.000	0	5	5	6.2	5	2	7	0	0	17	11.2	
vs Florida	11/28/11	*	26	1-7	.143	0-4	.000	2-2	1.000	0	2	2	5.5	4	4	3	2	0	4	10.0	
ETSU	12/01/11	*	35	6-10	.600	5-7	.714	3-5	.600	0	4	4	5.3	3	7	3	0	2	20	11.4	
at Indiana	12/04/11	*	27	3-8	.375	2-5	.400	0-0	.000	2	4	6	5.4	2	3	5	0	2	8	11.0	
USC UPSTATE	12/17/11	*	34	3-8	.375	2-6	.333	2-3	.667	0	4	4	5.2	4	3	1	0	1	10	10.9	
CHARLESTON SOUTHER	12/21/11	*	29	3-6	.500	3-6	.500	0-0	.000	2	4	6	5.3	5	6	1	0	3	9	10.7	
at UCF	12/29/11	*	24	3-9	.333	2-6	.333	6-7	.857	2	0	2	5.0	3	2	1	0	2	14	11.0	
vs James Madison	12/30/11	*	36	9-14	.643	5-10	.500	3-5	.600	0	9	9	5.3	2	1	2	0	2	26	12.3	
at Kennesaw State	01/02/12	*	31	5-11	.455	4-8	.500	1-2	.500	0	3	3	5.2	1	0	2	0	0	15	12.5	
at Mercer	01/04/12	*	32	1-10	.100	0-6	.000	1-1	1.000	1	1	2	4.9	4	0	2	0	0	3	11.8	
JACKSONVILLE	01/07/12	*	24	5-7	.714	1-3	.333	3-4	.750	2	0	2	4.7	5	0	5	0	1	14	11.9	
NORTH FLORIDA	01/09/12	*	32	3-7	.429	2-5	.400	1-3	.333	0	2	2	4.6	0	2	0	0	0	9	11.8	
at Belmont	01/14/12	*	31	5-12	.417	4-11	.364	1-2	.500	1	3	4	4.5	2	4	3	1	3	15	11.9	
at Lipscomb	01/16/12	*	35	7-17	.412	4-12	.333	6-6	1.000	1	3	4	4.5	2	2	3	2	3	24	12.6	
FGCU	01/20/12	*	21	4-14	.286	2-10	.200	9-11	.818	0	2	2	4.4	3	3	0	0	1	19	12.9	
<b>Totals</b>			19	535	76-190	.400	46-125	.368	48-63	.762	17	66	83	4.4	53	48	49	5	26	246	12.9

Games played: 19

Minutes/game: 28.2

Points/game: 12.9

FG Pct: 40.0

3FG Pct: 36.8

FT Pct: 76.2

Rebounds/game: 4.4

Assists/game: 2.5

Turnovers/game: 2.6

Assist/turnover ratio: 1.0

Steals/game: 1.4


Blocks/game: 0.3

**GRAHAM CAREER STATISTICS (OVERALL)**

Year	GP-GS	Min-Avg	FG-A	Pct	3FG-A	Pct	FT-A	Pct	Off-Def-Tot	Avg	PF-D	A	TO	B	S	TP	Avg
2010-11	30-16	597-19.9	58-157	.369	32-89	.360	36-46	.783	21-48-69	2.3	53-3	35	52	5	29	184	6.1
2011-12	19-19	535-28.2	76-190	.400	46-125	.368	48-63	.762	17-66-83	4.4	53-3	48	49	5	26	246	12.9
<b>TOTAL</b>	<b>49-35</b>	<b>1132-23.1</b>	<b>134-347</b>	<b>.386</b>	<b>78-214</b>	<b>.364</b>	<b>84-109</b>	<b>.771</b>	<b>38-114-152</b>	<b>3.1</b>	<b>106-6</b>	<b>83</b>	<b>101</b>	<b>10</b>	<b>55</b>	<b>430</b>	<b>8.8</b>

**GRAHAM CAREER STATISTICS (ATLANTIC SUN ONLY)**

Year	GP-GS	Min-Avg	FG-A	Pct	3FG-A	Pct	FT-A	Pct	Off-Def-Tot	Avg	PF-D	A	TO	B	S	TP	Avg
2010-11	19-9	334-17.6	33-90	.367	19-51	.373	16-22	.727	13-24-37	1.9	30-2	26	32	5	15	101	5.3
2011-12	9-9	275-30.6	39-96	.406	24-68	.353	27-37	.730	5-22-27	3.0	24-1	21	19	3	11	129	14.3
<b>TOTAL</b>	<b>28-18</b>	<b>609-21.8</b>	<b>72-186</b>	<b>.387</b>	<b>43-119</b>	<b>.361</b>	<b>43-59</b>	<b>.729</b>	<b>18-46-64</b>	<b>2.3</b>	<b>54-3</b>	<b>47</b>	<b>51</b>	<b>8</b>	<b>26</b>	<b>230</b>	<b>8.2</b>



**NOTES AND INTANGIBLES**

- Has started 23 games in his career at Stetson, including 16 in Atlantic Sun Conference play.
- Scored his career-high 20 points in 47 minutes of playing time in a triple overtime game against Florida Gulf Coast.
- Missed almost two weeks of practice time during the preseason with an injury.
- Grabbed a career-best 11 rebounds in the victory over Florida A&M.
- Had a career-high five three-pointers, scoring a season-high 15 points, in the win over ETSU.

**2011-12 GAME-BY-GAME**

Opponent	Date	gs	min	Total		3-Pointers		Free throws		Rebounds				pf	a	t/o	blk	stl	pts	avg	
				fg-fga	pct	3fg-fga	pct	ft-fga	pct	off	def	tot	avg								
BETHUNE-COOKMAN	11/11/11	*	24	3-7	.429	3-5	.600	0-0	.000	0	1	1	1.0	3	2	2	0	1	9	9.0	
at Florida A&M	11/14/11	*	28	2-4	.500	2-4	.500	0-0	.000	2	9	11	6.0	1	0	3	0	0	6	7.5	
at Florida State	11/16/11	*	33	6-16	.375	2-10	.200	0-0	.000	4	1	5	5.7	1	4	4	0	2	14	9.7	
SAINT LEO	11/19/11	*	26	2-8	.250	2-7	.286	2-2	1.000	2	5	7	6.0	1	1	1	0	0	8	9.3	
at Charleston Southern	11/21/11	*	33	4-8	.500	3-6	.500	1-3	.333	1	6	7	6.2	2	2	3	0	1	12	9.8	
vs Florida	11/28/11	*	19	1-6	.167	0-3	.000	0-0	.000	0	8	8	6.5	0	0	1	0	1	2	8.5	
ETSU	12/01/11	*	26	5-11	.455	5-11	.455	0-0	.000	2	7	9	6.9	2	5	3	0	1	15	9.4	
at Indiana	12/04/11	*	29	3-11	.273	2-6	.333	0-0	.000	1	2	3	6.4	1	0	7	0	0	8	9.3	
USC UPSTATE	12/17/11	*	35	2-7	.286	2-4	.500	4-7	.571	1	4	5	6.2	3	4	5	1	0	10	9.3	
CHARLESTON SOUTHER	12/21/11	*	31	5-12	.417	3-8	.375	1-2	.500	2	7	9	6.5	2	3	2	0	1	14	9.8	
at UCF	12/29/11	*	25	4-8	.500	2-6	.333	0-0	.000	2	2	4	6.3	4	2	1	0	0	10	9.8	
vs James Madison	12/30/11	*	25	3-5	.600	2-4	.500	3-5	.600	0	5	5	6.2	2	5	1	0	1	11	9.9	
at Kennesaw State	01/02/12	*	29	1-5	.200	1-4	.250	0-1	.000	0	5	5	6.1	1	6	0	0	0	3	9.4	
at Mercer	01/04/12	*	23	3-8	.375	1-6	.167	5-7	.714	0	3	3	5.9	3	0	1	0	2	12	9.6	
JACKSONVILLE	01/07/12	*	32	3-6	.500	2-4	.500	2-2	1.000	0	2	2	5.6	1	4	2	0	2	10	9.6	
NORTH FLORIDA	01/09/12	*	26	1-6	.167	1-5	.200	2-2	1.000	1	3	4	5.5	1	1	0	0	1	5	9.3	
at Belmont	01/14/12	*	25	0-2	.000	0-1	.000	0-0	.000	0	1	1	5.2	1	4	2	0	0	0	8.8	
at Lipscomb	01/16/12	*	32	2-8	.250	2-7	.286	0-0	.000	0	7	7	5.3	1	3	1	0	1	6	8.6	
FGCU	01/20/12	*	37	2-9	.222	2-8	.250	2-2	1.000	2	4	6	5.4	2	5	3	0	1	8	8.6	
Totals			18	538	52-147	.354	37-109	.339	22-33	.667	20	82	102	5.4	32	51	42	1	15	163	8.6

Games played: 19  
 Minutes/game: 28.3  
 Points/game: 8.6  
 FG Pct: 35.4  
 3FG Pct: 33.9  
 FT Pct: 66.7

Rebounds/game: 5.4  
 Assists/game: 2.7  
 Turnovers/game: 2.2  
 Assist/turnover ratio: 1.2  
 Steals/game: 0.8  
 Blocks/game: 0.1

**12**

**JOEL NABURGS**

G • 6-4 • 200 • JR • 2L  
 RINGWOOD, VICTORIA,  
 AUSTRALIA  
 BOX HILL SENIOR COLLEGE

**THE NABURGS FILE**

**PERSONAL**

**Full Name**  
 Joel Naburgs

**Birthdate**  
 February 22, 1990

**Birth Place**  
 Melbourne, Australia

**Major**  
 General Studies

**CAREER HIGHS**

**Points**  
 20 vs. Fla. Gulf Coast [1/25/11]

**Rebounds**  
 11 at Florida A&M [11/14/11]

**Assists**  
 6 at Kennesaw St. [1/2/12]

**Blocks**  
 1, seven times

**Steals**  
 4 vs. Lipscomb [1/3/11]

**Field Goals**  
 6, two times

**Field Goal Attempts**  
 16 at Florida State [11/16/11]

**3-Point Field Goals**  
 5 vs. ETSU [12/1/11]

**3-Point FG Attempts**  
 12 vs. Fla. Gulf Coast [1/25/11]

**Free Throws**  
 10 vs. Lipscomb [1/3/11]

**Free Throw Attempts**  
 10 vs. Lipscomb [1/3/11]

**Minutes Played**  
 47 vs. Fla. Gulf Coast [1/25/11]

**MISCELLANEOUS**

**STETSON Record**

**Double-Figure Pts** 27 (9-18)  
**Led team in Pts** 4 (0-4)  
**20+ Points** 1 (0-1)  
**5+ Assists** 5 (3-2)  
**5+ Rebounds** 23 (6-17)

**NABURGS CAREER STATISTICS (OVERALL)**

Year	GP-GS	Min-Avg	FG-A	Pct	3FG-A	Pct	FT-A	Pct	Off-Def-Tot	Avg	PF-D	A	TO	B	S	TP	Avg
2009-10	28-6	561-20.0	46-126	.365	32-91	.352	26-36	.722	9-64-73	2.6	45-1	48	32	2	8	150	5.4
2010-11	31-16	871-28.1	70-203	.345	42-130	.323	60-76	.789	13-87-100	3.2	32-0	46	51	4	25	242	7.8
2011-12	19-18	538-28.3	52-147	.354	37-109	.339	22-33	.667	20-82-102	5.4	32-0	51	42	1	15	163	8.6
<b>TOTAL</b>	<b>78-40</b>	<b>1970-25.3</b>	<b>168-476</b>	<b>.353</b>	<b>111-330</b>	<b>.336</b>	<b>108-145</b>	<b>.745</b>	<b>42-233-275</b>	<b>3.5</b>	<b>109-1</b>	<b>145</b>	<b>125</b>	<b>7</b>	<b>48</b>	<b>555</b>	<b>7.1</b>

**NABURGS CAREER STATISTICS (ATLANTIC SUN ONLY)**

Year	GP-GS	Min-Avg	FG-A	Pct	3FG-A	Pct	FT-A	Pct	Off-Def-Tot	Avg	PF-D	A	TO	B	S	TP	Avg
2009-10	20-6	484-24.2	41-106	.387	27-76	.355	24-34	.706	8-50-58	2.9	40-1	39	27	2	8	133	6.7
2010-11	20-10	595-29.8	47-135	.348	31-93	.333	43-52	.827	8-56-64	3.2	18-0	28	27	4	21	168	8.4
2011-12	9-8	265-29.4	19-62	.306	16-50	.320	15-21	.714	6-36-42	4.7	15-0	32	17	1	8	69	7.7
<b>TOTAL</b>	<b>49-24</b>	<b>1344-27.4</b>	<b>107-303</b>	<b>.353</b>	<b>74-219</b>	<b>.338</b>	<b>82-107</b>	<b>.766</b>	<b>22-142-164</b>	<b>3.3</b>	<b>73-1</b>	<b>99</b>	<b>71</b>	<b>7</b>	<b>39</b>	<b>370</b>	<b>7.6</b>



**NOTES AND INTANGIBLES**

- Came to Stetson after spending one season at Stony Brook. Saw action in four games for the Seawolves, scoring two points and grabbing three rebounds.
- Redshirted during the 2009-10 season as a transfer.
- Scored in double-figures three times as a junior - against Jacksonville (11), Florida State (10) and UALR (11) - all on the road.

**2011-12 GAME-BY-GAME**

**21**

**JERMOL PAUL**

F • 6-4 • 215 • SR • 1L  
 OCOEE, FLORIDA  
 DWYER HS / STONY BROOK

**THE PAUL FILE**

**PERSONAL**

**Full Name**

Jermol Paul

**Birthdate**

November 19, 1988

**Birth Place**

Newark, New Jersey

**Major/Minor**

Sport Management

**CAREER HIGHS**

**Points**

11, two times

**Rebounds**

4, three times

**Assists**

2 vs CSU [12/21/11]

**Blocks**

1, two times

**Steals**

1, five times

**Field Goals**

5 at UALR [12/23/10]

**Field Goal Attempts**

7 at UALR [12/23/10]

**3-Point Field Goals**

1, three times

**3-Point FG Attempts**

2, two times

**Free Throws**

7 at Jacksonville [12/2/10]

**Free Throw Attempts**

8, two times

**Minutes Played**

24 at ETSU [1/10/11]

**MISCELLANEOUS**

**STETSON Record**

Double-Figure Pts 3 (0-3)

Double-Figure Reb 0 (0-0)

Lead team in Reb 0 (0-0)

5+ Rebounds 0 (0-0)

2+ Assists 1 (0-1)

Opponent	Date	gs	min	Total		3-Pointers		Free throws		Rebounds				pf	a	t/o	blk	stl	pts	avg	
				fg-fga	pct	3fg-fga	pct	ft-fa	pct	off	def	tot	avg								
BETHUNE-COOKMAN	11/11/11		11	1-1	1.000	0-0	.000	0-0	.000	0	2	2	2.0	2	0	3	1	0	2	2.0	
at Florida A&M	11/14/11		9	1-1	1.000	0-0	.000	2-2	1.000	1	3	4	3.0	3	0	3	0	0	4	3.0	
at Florida State	11/16/11		11	2-2	1.000	1-1	1.000	0-0	.000	1	0	1	2.3	1	0	2	0	1	5	3.7	
SAINT LEO	11/19/11		2	0-1	.000	0-1	.000	0-0	.000	0	0	0	1.8	0	0	0	0	0	0	2.8	
at Charleston Southern	11/21/11		7	1-3	.333	0-2	.000	3-4	.750	0	0	0	1.4	1	0	1	1	0	5	3.2	
vs Florida	11/28/11		4	0-0	.000	0-0	.000	0-0	.000	0	0	0	1.2	0	0	0	0	0	0	2.7	
ETSU	12/01/11		5	0-1	.000	0-0	.000	2-4	.500	1	0	1	1.1	2	0	1	0	0	2	2.6	
at Indiana	12/04/11		5	0-0	.000	0-0	.000	0-0	.000	0	1	1	1.1	1	0	2	0	0	0	2.3	
USC UPSTATE	12/17/11		9	1-2	.500	0-0	.000	0-0	.000	1	0	1	1.1	1	0	0	0	0	2	2.2	
CHARLESTON SOUTHER	12/21/11		13	1-2	.500	1-1	1.000	1-2	.500	0	2	2	1.2	4	2	1	0	0	4	2.4	
at UCF	12/29/11		2	0-0	.000	0-0	.000	0-0	.000	0	1	1	1.2	0	0	0	0	0	0	2.2	
vs James Madison	12/30/11		14	0-0	.000	0-0	.000	0-0	.000	0	1	1	1.2	0	0	0	0	0	0	2.0	
at Kennesaw State	01/02/12		4	0-0	.000	0-0	.000	0-0	.000	0	0	0	1.1	0	0	0	0	0	0	1.8	
at Mercer	01/04/12		6	0-1	.000	0-1	.000	0-0	.000	0	1	1	1.1	0	0	3	0	0	0	1.7	
JACKSONVILLE	01/07/12		1	0-0	.000	0-0	.000	0-0	.000	0	0	0	1.0	1	0	0	0	0	0	1.6	
NORTH FLORIDA	01/09/12		9	1-2	.500	0-0	.000	2-2	1.000	1	1	2	1.1	0	1	0	0	0	4	1.8	
at Belmont	01/14/12		5	0-0	.000	0-0	.000	0-0	.000	0	0	0	1.0	1	0	0	0	1	0	1.6	
at Lipscomb	01/16/12		2	0-1	.000	0-1	.000	2-2	1.000	1	0	1	1.0	3	0	0	0	0	2	1.7	
FGCU	01/20/12		3	0-0	.000	0-0	.000	0-0	.000	0	0	0	0.9	0	0	1	0	0	0	1.6	
<b>Totals</b>			0	122	8-17	.471	2-7	.286	12-16	.750	6	12	18	0.9	20	3	17	2	2	30	1.6

Games played: 19

Minutes/game: 6.4

Points/game: 1.6

FG Pct: 47.1

3FG Pct: 28.6

FT Pct: 75.0

Rebounds/game: 0.9

Assists/game: 0.2

Turnovers/game: 0.9

Assist/turnover ratio: 0.2

Steals/game: 0.1


Blocks/game: 0.1

**PAUL CAREER STATISTICS (OVERALL)**

Year	GP-GS	Min-Avg	FG-A	Pct	3FG-A	Pct	FT-A	Pct	Off-Def-Tot	Avg	PF-D	A	TO	B	S	TP	Avg
2010-11	23-1	256-11.1	26-53	.491	1-10	.100	23-32	.719	11-15-26	1.1	37-1	4	24	0	4	76	3.3
2011-12	19-0	122-6.4	8-17	.471	2-7	.286	12-16	.750	6-12-18	0.9	20-0	3	17	2	2	30	1.6
<b>TOTAL</b>	<b>42-1</b>	<b>378-9.0</b>	<b>34-70</b>	<b>.486</b>	<b>3-17</b>	<b>.176</b>	<b>35-48</b>	<b>.729</b>	<b>17-27-44</b>	<b>1.0</b>	<b>57-1</b>	<b>7</b>	<b>41</b>	<b>2</b>	<b>6</b>	<b>106</b>	<b>2.5</b>

**PAUL CAREER STATISTICS (ATLANTIC SUN ONLY)**

Year	GP-GS	Min-Avg	FG-A	Pct	3FG-A	Pct	FT-A	Pct	Off-Def-Tot	Avg	PF-D	A	TO	B	S	TP	Avg
2010-11	12-0	144-12.0	13-31	.419	0-5	.000	10-14	.714	5-9-14	1.2	24-1	3	14	0	3	36	3.0
2011-12	9-0	44-4.9	2-7	.286	0-2	.000	6-8	.750	4-2-6	0.7	8-0	1	5	0	1	10	1.1
<b>TOTAL</b>	<b>21-0</b>	<b>188-9.0</b>	<b>15-38</b>	<b>.395</b>	<b>0-7</b>	<b>.000</b>	<b>16-22</b>	<b>.727</b>	<b>9-11-20</b>	<b>1.0</b>	<b>32-1</b>	<b>4</b>	<b>19</b>	<b>0</b>	<b>4</b>	<b>46</b>	<b>2.2</b>



**NOTES AND INTANGIBLES**

- Opened his collegiate career by scoring in double-figures in five of his first six games as a freshman, including a 19-point effort at Florida.
- Opened his sophomore campaign in similar fashion, scoring in double figures in five of the first six games, including a 20-point effort at Wake Forest.
- Nine of the 18 times he has scored double figures has been against non-conference opposition.
- Had a career-high seven assists in the win over Florida A&M.
- Scored his 500th career point in the game against Florida Gulf Coast.

**2011-12 GAME-BY-GAME**

Opponent	Date	gs	min	Total		3-Pointers		Free throws		Rebounds				pf	a	t/o	blk	stl	pts	avg
				fg-fga	pct	3fg-fga	pct	ft-fta	pct	off	def	tot	avg							
BETHUNE-COOKMAN	11/11/11	9	0-0	.000	0-0	.000	0-2	.000	0	0	0	0.0	0	1	3	0	0	0	0.0	
at Florida A&M	11/14/11	21	1-2	.500	0-0	.000	6-6	1.000	0	3	3	1.5	2	7	4	1	3	8	4.0	
at Florida State	11/16/11	13	0-3	.000	0-1	.000	0-0	.000	0	2	2	1.7	1	3	1	0	1	0	2.7	
SAINT LEO	11/19/11	20	1-7	.143	1-4	.250	0-0	.000	1	1	2	1.8	2	1	2	0	1	3	2.8	
at Charleston Southern	11/21/11	15	1-3	.333	1-1	1.000	0-0	.000	0	2	2	1.8	1	2	1	0	0	3	2.8	
vs Florida	11/28/11	16	0-1	.000	0-1	.000	0-2	.000	0	2	2	1.8	1	2	3	0	2	0	2.3	
ETSU	12/01/11	5	0-1	.000	0-1	.000	0-0	.000	1	1	2	1.9	1	0	2	0	0	0	2.0	
at Indiana	12/04/11	14	2-4	.500	2-3	.667	0-0	.000	0	2	2	1.9	1	1	2	1	1	6	2.5	
USC UPSTATE	12/17/11	15	2-3	.667	0-0	.000	2-2	1.000	1	3	4	2.1	2	2	3	0	0	6	2.9	
CHARLESTON SOUTHER	12/21/11	8	0-0	.000	0-0	.000	2-2	1.000	0	2	2	2.1	0	4	2	1	0	2	2.8	
at UCF	12/29/11	9	1-3	.333	0-0	.000	0-0	.000	0	0	0	1.9	1	0	0	0	0	2	2.7	
vs James Madison	12/30/11	14	0-1	.000	0-1	.000	1-2	.500	0	0	0	1.8	0	0	0	0	0	1	2.6	
at Kennesaw State	01/02/12	10	0-1	.000	0-0	.000	0-0	.000	0	1	1	1.7	1	0	1	0	2	0	2.4	
at Mercer	01/04/12	18	1-5	.200	0-2	.000	0-0	.000	1	2	3	1.8	0	0	1	0	1	2	2.4	
JACKSONVILLE	01/07/12	7	1-3	.333	0-1	.000	0-0	.000	0	2	2	1.8	4	0	2	0	0	2	2.3	
NORTH FLORIDA	01/09/12	10	1-2	.500	0-0	.000	2-2	1.000	0	1	1	1.8	0	0	1	0	0	4	2.4	
at Belmont	01/14/12	7	1-2	.500	1-1	1.000	0-0	.000	0	1	1	1.7	3	1	1	0	1	3	2.5	
at Lipscomb	01/16/12	9	0-2	.000	0-1	.000	0-0	.000	1	1	2	1.7	0	2	1	0	0	0	2.3	
FGCU	01/20/12	15	3-5	.600	2-2	1.000	0-0	.000	2	2	4	1.8	1	1	2	0	0	8	2.6	
<b>Totals</b>		<b>0</b>	<b>235</b>	<b>15-48</b>	<b>.313</b>	<b>7-19</b>	<b>.368</b>	<b>13-18</b>	<b>.722</b>	<b>7</b>	<b>28</b>	<b>35</b>	<b>1.8</b>	<b>21</b>	<b>27</b>	<b>32</b>	<b>3</b>	<b>12</b>	<b>50</b>	<b>2.6</b>

Games played: 19  
 Minutes/game: 12.4  
 Points/game: 2.6  
 FG Pct: 31.3  
 3FG Pct: 36.8  
 FT Pct: 72.2

Rebounds/game: 1.8  
 Assists/game: 1.4  
 Turnovers/game: 1.7  
 Assist/turnover ratio: 0.8  
 Steals/game: 0.6  
 Blocks/game: 0.2

**22**

**TYSHAWN PATTERSON**

G • 6-1 • 180 • JR • 2L  
 HARTFORD, CONNECTICUT  
 ORLANDO CHRISTIAN PREP

**THE PATTERSON FILE**

**PERSONAL**

**Full Name**  
 Tyshawn Patterson

**Birthdate**  
 April 19, 1991

**Birth Place**  
 Hartford, Connecticut

**Major**  
 Sport Management

**CAREER HIGHS**

**Points**  
 21 vs. North Fla. [2/24/11]

**Rebounds**  
 6 vs. Jacksonville [2/26/11]

**Assists**  
 7 at Florida A&M [11/14/11]

**Blocks**  
 1, nine times

**Steals**  
 3, three times

**Field Goals**  
 8 vs. Akron [12/22/10]

**Field Goal Attempts**  
 17, two times

**3-Point Field Goals**  
 3, six times

**3-Point FG Attempts**  
 11 vs. Fla. Gulf Coast [1/25/11]

**Free Throws**  
 8 vs. Averett [11/13/09]

**Free Throw Attempts**  
 10 vs. Averett [11/13/10]

**Minutes Played**  
 34 vs. Lipscomb [2/20/10]

**MISCELLANEOUS**

**STETSON Record**

**Double-Figure Pts** 18 (5-13)  
**Led team in Pts** 8 (1-7)  
**20+ Points** 4 (2-2)  
**5+ Assists** 1 (1-0)  
**5+ Rebounds** 3 (2-1)

**PATTERSON CAREER STATISTICS (OVERALL)**

Year	GP-GS	Min-Avg	FG-A	Pct	3FG-A	Pct	FT-A	Pct	Off-Def-Tot	Avg	PF-D	A	TO	B	S	TP	Avg
2009-10	29-14	586-20.2	81-213	.380	26-94	.277	55-78	.705	8-38-46	1.6	46-0	40	56	5	26	243	8.4
2010-11	25-9	483-19.3	75-171	.439	16-75	.213	41-76	.539	9-40-49	2.0	41-1	37	52	2	20	207	8.3
2011-12	19-0	235-12.4	15-48	.313	7-19	.368	13-18	.722	7-28-35	1.8	21-0	27	32	3	12	50	2.6
<b>TOTAL</b>	<b>73-23</b>	<b>1304-17.9</b>	<b>171-432</b>	<b>.396</b>	<b>49-188</b>	<b>.261</b>	<b>109-172</b>	<b>.634</b>	<b>24-106-130</b>	<b>1.8</b>	<b>108-1</b>	<b>104</b>	<b>140</b>	<b>10</b>	<b>58</b>	<b>500</b>	<b>6.8</b>

**PATTERSON CAREER STATISTICS (ATLANTIC SUN ONLY)**

Year	GP-GS	Min-Avg	FG-A	Pct	3FG-A	Pct	FT-A	Pct	Off-Def-Tot	Avg	PF-D	A	TO	B	S	TP	Avg
2009-10	20-9	415-20.8	51-137	.372	17-66	.258	33-50	.660	6-23-29	1.5	35-0	30	34	4	20	152	7.6
2010-11	14-5	273-19.5	36-90	.400	9-46	.196	21-36	.583	7-27-34	2.4	23-1	22	25	0	13	102	7.3
2011-12	9-0	96-10.7	9-24	.375	3-8	.375	4-4	1.000	6-14-20	2.2	12-0	6	14	0	4	25	2.8
<b>TOTAL</b>	<b>43-14</b>	<b>784-18.2</b>	<b>96-251</b>	<b>.382</b>	<b>29-120</b>	<b>.242</b>	<b>58-90</b>	<b>.644</b>	<b>19-64-83</b>	<b>1.9</b>	<b>70-1</b>	<b>58</b>	<b>73</b>	<b>4</b>	<b>37</b>	<b>279</b>	<b>6.5</b>



**NOTES AND INTANGIBLES**

- Started the first three games of his collegiate career while at Liberty.
- Best game in his only season with the Flames came at VMI when he scored 21 points on 9-of-14 shooting from the field.
- Led the Hatters to victory in the exhibition game, scoring 19 points while dishing four assists and recording five steals.
- Tied with Adam Pegg for team-scoring lead with 14 points in the season-opener against Bethune-Cookman.
- Scored in double-figures in each of the first four games. Set new career-high for rebounds two times.
- Scored 20 points, 16 in the second half, against Florida.
- Posted a career-high, as well as team season-high, with 23 points against Charleston Southern (12/21).
- Had the worst game of his Stetson career against James Madison. Was 0-9 from the floor, 0-1 at the line, with six turnovers and four fouls.
- Scored 23 points with a career-high five three-pointers before fouling out in the 104-103 overtime loss at Lipscomb.
- Did not play in the first half against Florida Gulf Coast for disciplinary reasons.

**2011-12 GAME-BY-GAME**

23

**CHRIS PEREZ**

G • 6-3 • 215 • SO • TR  
SANTIAGO, DOMINICAN REP.  
OLDSMAR CHRISTIAN /  
LIBERTY

**THE PEREZ FILE**

**PERSONAL**

**Full Name**

Chris Perez

**Birthdate**

October 16, 1990

**Birth Place**

Santiago, Dominican Republic

**Major**

Elementary Education

**CAREER HIGHS**

**Points**

24 at Kennesaw St. [1/2/12]

**Rebounds**

8 vs Saint Leo [11/19/11]

**Assists**

4 vs. So. Virginia [11/14/09]

**Blocks**

1 at Notre Dame [11/22/09]

**Steals**

4 vs. B-CU [11/11/11]

**Field Goals**

10 vs CSU [12/21/11]

**Field Goal Attempts**

18 vs CSU [12/21/11]

**3-Point Field Goals**

5 at Lipscomb [1/16/12]

**3-Point FG Attempts**

7, two times

**Free Throws**

6 vs JU [1/7/12]

**Free Throw Attempts**

8 vs JU [1/7/12]

**Minutes Played**

35, four times

**MISCELLANEOUS**

**STETSON Record**

Double-Figure Pts 16 (7-9)

Led team in Pts 6 (2-4)

20+ Points 4 (1-3)

5+ Assists 0 (0-0)

5+ Rebounds 4 (2-2)

Opponent	Date	gs	min	Total		3-Pointers		Free throws		Rebounds				pf	a	t/o	blk	stl	pts	avg	
				fg-fga	pct	3fg-fga	pct	ft-fa	pct	off	def	tot	avg								
BETHUNE-COOKMAN	11/11/11	*	35	5-11	.455	0-2	.000	4-7	.571	1	1	2	2.0	2	2	4	0	4	14	14.0	
at Florida A&M	11/14/11	*	27	4-9	.444	1-1	1.000	3-4	.750	2	5	7	4.5	3	1	2	0	1	12	13.0	
at Florida State	11/16/11	*	27	3-7	.429	0-2	.000	5-7	.714	5	0	5	4.7	2	0	1	0	0	11	12.3	
SAINT LEO	11/19/11	*	29	4-7	.571	2-4	.500	0-0	.000	4	4	8	5.5	1	2	2	0	1	10	11.8	
at Charleston Southern	11/21/11	*	35	1-6	.167	0-1	.000	1-3	.333	4	2	6	5.6	3	1	3	0	1	3	10.0	
vs Florida	11/28/11	*	30	8-14	.571	0-2	.000	4-5	.800	1	2	3	5.2	4	1	2	0	0	20	11.7	
ETSU	12/01/11	*	35	5-11	.455	1-2	.500	3-5	.600	0	1	1	4.6	4	3	4	0	2	14	12.0	
at Indiana	12/04/11	*	32	4-10	.400	2-3	.667	3-4	.750	1	2	3	4.4	1	1	1	0	1	13	12.1	
USC UPSTATE	12/17/11	*	21	6-10	.600	0-1	.000	0-1	.000	2	1	3	4.2	5	0	0	0	2	12	12.1	
CHARLESTON SOUTHER	12/21/11	*	34	10-18	.556	3-7	.429	0-0	.000	1	2	3	4.1	1	1	3	0	1	23	13.2	
at UCF	12/29/11	*	35	6-17	.353	1-5	.200	2-3	.667	2	0	2	3.9	4	2	2	0	3	15	13.4	
vs James Madison	12/30/11	*	22	0-9	.000	0-4	.000	0-1	.000	1	2	3	3.8	4	3	6	0	1	0	12.3	
at Kennesaw State	01/02/12	*	34	8-11	.727	3-5	.600	5-7	.714	1	6	7	4.1	2	3	1	0	1	24	13.2	
at Mercer	01/04/12	*	33	3-8	.375	2-3	.667	3-6	.500	1	0	1	3.9	1	2	2	0	2	11	13.0	
JACKSONVILLE	01/07/12	*	33	5-10	.500	0-4	.000	6-8	.750	0	2	2	3.7	2	3	0	0	1	16	13.2	
NORTH FLORIDA	01/09/12	*	34	6-13	.462	0-2	.000	1-2	.500	0	3	3	3.7	1	0	1	0	2	13	13.2	
at Belmont	01/14/12	*	30	3-10	.300	1-3	.333	3-5	.600	2	1	3	3.6	4	2	5	0	1	10	13.0	
at Lipscomb	01/16/12	*	32	9-13	.692	5-7	.714	0-1	.000	4	3	7	3.8	5	0	1	0	0	23	13.6	
FGCU	01/20/12		19	4-11	.364	0-2	.000	0-0	.000	2	4	6	3.9	2	0	0	0	3	8	13.3	
<b>Totals</b>			18	577	94-205	.459	21-60	.350	43-69	.623	34	41	75	3.9	51	27	40	0	27	252	13.3

Games played: 19

Minutes/game: 30.4

Points/game: 13.3

FG Pct: 45.9

3FG Pct: 35.0

FT Pct: 62.3

Rebounds/game: 3.9

Assists/game: 1.4

Turnovers/game: 2.1

Assist/turnover ratio: 0.7

Steals/game: 1.4

**PEREZ CAREER STATISTICS (OVERALL)**

Year	GP-GS	Min-Avg	FG-A	Pct	3FG-A	Pct	FT-A	Pct	Off-Def-Tot	Avg	PF-D	A	TO	B	S	TP	Avg
2009-10 (LIB)	31-3	470-15.2	66-128	.516	10-20	.500	27-44	.614	16-35-51	1.6	41-0	22	30	1	23	169	5.5
2011-12	19-18	577-30.4	94-205	.459	21-60	.350	43-69	.623	34-41-75	3.9	51-2	27	40	0	27	252	13.3
<b>TOTAL</b>	<b>50-21</b>	<b>1047-20.9</b>	<b>160-333</b>	<b>.480</b>	<b>31-80</b>	<b>.387</b>	<b>70-113</b>	<b>.619</b>	<b>50-76-126</b>	<b>2.5</b>	<b>92-2</b>	<b>49</b>	<b>70</b>	<b>1</b>	<b>50</b>	<b>420</b>	<b>8.4</b>

**PEREZ CAREER STATISTICS (ATLANTIC SUN ONLY)**

Year	GP-GS	Min-Avg	FG-A	Pct	3FG-A	Pct	FT-A	Pct	Off-Def-Tot	Avg	PF-D	A	TO	B	S	TP	Avg
2011-12	9-8	271-30.1	49-97	.505	12-29	.414	21-35	.600	12-21-33	3.7	26-2	13	14	0	14	131	14.6
<b>TOTAL</b>	<b>9-8</b>	<b>271-30.1</b>	<b>49-97</b>	<b>.505</b>	<b>12-29</b>	<b>.414</b>	<b>21-35</b>	<b>.600</b>	<b>12-21-33</b>	<b>3.7</b>	<b>26-2</b>	<b>13</b>	<b>14</b>	<b>0</b>	<b>14</b>	<b>131</b>	<b>14.6</b>



**NOTES AND INTANGIBLES**

- Has seen action in 60 games in his Stetson career, starting 10 times. Nine of his starts came during his freshman season.
- Finished his freshman year strong, averaging 4.4 points and 5.4 rebounds per outing over the final seven games of the year.
- Averaged just 8.1 minutes of playing time per game over the final 17 outings of the 2010-11 season.
- Dropped in a pair of three-pointers as part of a career-high 13-point effort against Florida A&M.
- Matched his career high with 13 points, all in the second half, including a pair of three-pointers in the win over Saint Leo.
- Had a career-high 10 rebounds against James Madison.

**2011-12 GAME-BY-GAME**

Opponent	Date	gs	min	Total		3-Pointers		Free throws		Rebounds				pf	a	t/o	blk	stl	pts	avg	
				fg-fga	pct	3fg-fga	pct	ft-fa	pct	off	def	tot	avg								
BETHUNE-COOKMAN	11/11/11	*	21	2-3	.667	0-0	.000	1-3	.333	1	7	8	8.0	5	2	1	0	0	5	5.0	
at Florida A&M	11/14/11	*	17	5-6	.833	2-3	.667	1-2	.500	1	3	4	6.0	4	0	1	0	0	13	9.0	
at Florida State	11/16/11	*	22	1-4	.250	0-1	.000	0-0	.000	2	1	3	5.0	3	0	2	0	0	2	6.7	
SAINT LEO	11/19/11	*	25	4-5	.800	2-2	1.000	3-3	1.000	2	1	3	4.5	1	0	2	1	0	13	8.3	
at Charleston Southern	11/21/11	*	25	2-5	.400	1-3	.333	0-0	.000	2	4	6	4.8	2	1	5	0	2	5	7.6	
vs Florida	11/28/11	*	29	0-5	.000	0-2	.000	5-6	.833	3	2	5	4.8	1	2	1	0	0	5	7.2	
ETSU	12/01/11	*	32	2-3	.667	0-0	.000	0-0	.000	1	6	7	5.1	3	0	4	2	0	4	6.7	
at Indiana	12/04/11	*	22	0-3	.000	0-0	.000	2-2	1.000	3	5	8	5.5	4	0	2	0	1	2	6.1	
USC UPSTATE	12/17/11	*	26	2-3	.667	1-1	1.000	0-0	.000	0	3	3	5.2	0	2	4	0	1	5	6.0	
CHARLESTON SOUTHER	12/21/11	*	16	0-1	.000	0-1	.000	0-2	.000	1	0	1	4.8	3	4	1	0	2	0	5.4	
at UCF	12/29/11	*	27	0-4	.000	0-1	.000	2-2	1.000	3	2	5	4.8	4	2	0	2	0	2	5.1	
vs James Madison	12/30/11	*	30	0-2	.000	0-1	.000	0-0	.000	2	8	10	5.3	4	1	1	0	1	0	4.7	
at Kennesaw State	01/02/12	*	14	1-1	1.000	0-0	.000	0-0	.000	1	0	1	4.9	2	2	1	0	0	2	4.5	
at Mercer	01/04/12	*	20	1-2	.500	0-0	.000	0-0	.000	0	2	2	4.7	5	1	1	0	1	2	4.3	
JACKSONVILLE	01/07/12	*	25	0-1	.000	0-1	.000	2-3	.667	1	5	6	4.8	2	2	3	0	1	2	4.1	
NORTH FLORIDA	01/09/12	*	27	2-3	.667	1-1	1.000	0-1	.000	4	0	4	4.8	2	2	0	0	5	5	4.2	
at Belmont	01/14/12	*	25	3-6	.500	3-6	.500	0-0	.000	1	3	4	4.7	2	3	3	1	0	9	4.5	
at Lipscomb	01/16/12	*	14	1-3	.333	1-3	.333	0-0	.000	0	2	2	4.6	1	0	1	0	1	3	4.4	
FGCU	01/20/12	*	12	1-1	1.000	1-1	1.000	0-0	.000	3	0	3	4.5	5	1	0	0	1	3	4.3	
<b>Totals</b>			19	429	27-61	.443	12-27	.444	16-24	.667	31	54	85	4.5	53	25	33	6	16	82	4.3

Games played: 19  
 Minutes/game: 22.6  
 Points/game: 4.3  
 FG Pct: 44.3  
 3FG Pct: 44.4  
 FT Pct: 66.7

Rebounds/game: 4.5  
 Assists/game: 1.3  
 Turnovers/game: 1.7  
 Assist/turnover ratio: 0.8  
 Steals/game: 0.8  
 Blocks/game: 0.3

**McINERNEY CAREER STATISTICS (OVERALL)**

Year	GP-GS	Min-Avg	FG-A	Pct	3FG-A	Pct	FT-A	Pct	Off-Def-Tot	Avg	PF-D	A	TO	B	S	TP	Avg
2009-10	28-9	434-15.5	37-75	.493	0-2	.000	14-26	.538	40-56-96	3.4	45-0	12	13	9	8	88	3.1
2010-11	31-0	386-12.5	10-50	.200	1-22	.045	6-12	.500	24-36-60	1.9	49-2	12	18	7	11	27	0.9
2011-12	19-19	429-22.6	27-61	.443	12-27	.444	16-24	.667	31-54-85	4.5	53-3	25	33	6	16	82	4.3
<b>TOTAL</b>	<b>78-28</b>	<b>1249-16.0</b>	<b>74-186</b>	<b>.398</b>	<b>13-51</b>	<b>.255</b>	<b>36-62</b>	<b>.581</b>	<b>95-146-241</b>	<b>3.1</b>	<b>147-5</b>	<b>49</b>	<b>64</b>	<b>22</b>	<b>35</b>	<b>197</b>	<b>2.5</b>

**McINERNEY CAREER STATISTICS (ATLANTIC SUN ONLY)**

Year	GP-GS	Min-Avg	FG-A	Pct	3FG-A	Pct	FT-A	Pct	Off-Def-Tot	Avg	PF-D	A	TO	B	S	TP	Avg
2009-10	20-8	359-18.0	30-63	.476	0-2	.000	12-22	.545	35-47-82	4.1	35-0	11	11	9	5	72	3.6
2010-11	20-0	200-10.0	4-29	.138	0-11	.000	2-4	.500	11-15-26	1.3	25-1	4	9	6	2	10	0.5
2011-12	9-9	195-21.7	13-23	.565	7-13	.538	2-4	.500	11-21-32	3.6	22-2	13	17	3	10	35	3.9
<b>TOTAL</b>	<b>49-17</b>	<b>754-15.4</b>	<b>47-115</b>	<b>.409</b>	<b>7-26</b>	<b>.269</b>	<b>16-30</b>	<b>.533</b>	<b>57-83-140</b>	<b>2.9</b>	<b>82-3</b>	<b>28</b>	<b>37</b>	<b>18</b>	<b>17</b>	<b>117</b>	<b>2.4</b>

**24**

**LIAM McINERNEY**

F/C • 6-9 • 235 • JR • 2L  
 PORT CAMPBELL, VICTORIA,  
 AUSTRALIA  
 BALLARAT & CLARENDON COLLEGE

**THE McINERNEY FILE**

**PERSONAL**

**Full Name**  
 Liam McInerney  
**Birthdate**  
 May 24, 1990

**Birth Place**  
 Melbourne, Australia

**Major**  
 Integrative Health Science

**CAREER HIGHS**

**Points**  
 13, two times

**Rebounds**  
 10 vs. JMU [12/30/11]

**Assists**  
 4 vs. CSU [12/21/11]

**Blocks**  
 2, five times

**Steals**  
 5 vs. North Florida [1/9/12]

**Field Goals**  
 5 at Florida A&M [11/14/11]

**Field Goal Attempts**  
 7 at Jacksonville [2/13/10]

**3-Point Field Goals**  
 3 at Belmont [1/14/12]

**3-Point FG Attempts**  
 6 at Belmont [1/14/12]

**Free Throws**  
 5 vs. Florida [11/28/11]

**Free Throw Attempts**  
 6, two times

**Minutes Played**  
 32 vs. ETSU [12/1/11]

**MISCELLANEOUS**

**STETSON Record**

**Double-Figure Pts** 2 (2-0)  
**Led team in Pts** 0 (0-0)  
**20+ Points** 0 (0-0)  
**5+ Blocks** 0 (0-0)  
**5+ Rebounds** 13 (6-7)



**NOTES AND INTANGIBLES**

- Was named the Stetson University Scholar-Athlete of the Year in 2010.
- Is the latest in a long line of Hatters from his family. His uncle Brad is a Stetson Hall of Famer and his cousin, Gabe, played from 2003-06.
- Came off the bench to score 16 points in 13 minutes against Flagler in Hatters' exhibition game. Hit 4-of-5 from three-point range.

**2011-12 GAME-BY-GAME**

**33**

**J.R. WESTON**

G/F • 6-4 • 200 • JR • 2L

MORRAL, OHIO

RIDGEDALE HS

**THE WESTON FILE**

**PERSONAL**

**Full Name**

James Randal Weston

**Birthdate**

September 3, 1989

**Birth Place**

Marion, Ohio

**Major**

Finance

**CAREER HIGHS**

**Points**

11 at Florida State [11/16/11]

**Rebounds**

4, three times

**Assists**

2, two times

**Blocks**

1, two times

**Steals**

1, five times

**Field Goals**

4 at Florida State [11/16/11]

**Field Goal Attempts**

6, three times

**3-Point Field Goals**

3 at Florida State [11/16/11]

**3-Point FG Attempts**

5, two times

**Free Throws**

3 at Campbell [1/16/10]

**Free Throw Attempts**

5 vs. Palm Beach Atl. [11/25/09]

**Minutes Played**

22 at Kennesaw St. [2/1/10]

**MISCELLANEOUS**

STETSON Record

Double-Figure Pts 1 (0-1)

Double-Figure Reb 0 (0-0)

Lead team in Reb 0 (0-0)

5+ Rebounds 0 (0-0)

5+ Assists 0 (0-0)

Opponent	Date	gs	min	Total		3-Pointers		Free throws		Rebounds				pf	a	t/o	blk	stl	pts	avg
				fg-fga	pct	3fg-fga	pct	ft-fa	pct	off	def	tot	avg							
BETHUNE-COOKMAN	11/11/11	7		0-0	.000	0-0	.000	0-0	.000	0	0	0	0.0	1	1	1	1	0	0	0.0
at Florida A&M	11/14/11	9		1-1	1.000	0-0	.000	0-0	.000	0	0	0	0.0	1	0	0	0	0	2	1.0
at Florida State	11/16/11	10		4-5	.800	3-4	.750	0-0	.000	1	0	1	0.3	0	0	0	0	0	11	4.3
SAINT LEO	11/19/11	11		1-2	.500	1-2	.500	0-0	.000	0	1	1	0.5	0	1	1	0	0	3	4.0
at Charleston Southern	11/21/11	4		0-1	.000	0-1	.000	0-0	.000	0	1	1	0.6	2	1	1	0	0	0	3.2
vs Florida	11/28/11	11		0-2	.000	0-1	.000	0-0	.000	0	0	0	0.5	3	1	0	0	0	0	2.7
ETSU	12/01/11	8		0-1	.000	0-1	.000	1-2	.500	0	2	2	0.7	1	0	0	0	0	1	2.4
at Indiana	12/04/11	12		0-4	.000	0-1	.000	1-3	.333	2	2	4	1.1	1	1	0	0	0	1	2.3
Totals		0	72	6-16	.375	4-10	.400	2-5	.400	3	6	9	1.1	9	5	3	1	0	18	2.3

Games played: 8  
 Minutes/game: 9.0  
 Points/game: 2.3  
 FG Pct: 37.5  
 3FG Pct: 40.0  
 FT Pct: 40.0


Rebounds/game: 1.1  
 Assists/game: 0.6  
 Turnovers/game: 0.4  
 Assist/turnover ratio: 1.7  
 Blocks/game: 0.1

**WESTON CAREER STATISTICS (OVERALL)**

Year	GP-GS	Min-Avg	FG-A	Pct	3FG-A	Pct	FT-A	Pct	Off-Def-Tot	Avg	PF-D	A	TO	B	S	TP	Avg
2009-10	22-1	200-9.1	17-51	.333	8-33	.242	8-13	.615	11-14-25	1.1	27-0	10	11	1	4	50	2.3
2010-11	6-0	34-5.7	0-4	.000	0-4	.000	0-3	.000	2-4-6	1.0	3-0	2	5	0	1	0	0.0
2011-12	8-0	72-9.0	6-16	.375	4-10	.400	2-5	.400	3-6-9	1.1	9-0	5	3	1	0	18	2.3
<b>TOTAL</b>	<b>36-1</b>	<b>306-8.5</b>	<b>23-71</b>	<b>.324</b>	<b>12-47</b>	<b>.255</b>	<b>10-21</b>	<b>.476</b>	<b>16-24-40</b>	<b>1.1</b>	<b>39-0</b>	<b>17</b>	<b>19</b>	<b>2</b>	<b>5</b>	<b>68</b>	<b>1.9</b>

**WESTON CAREER STATISTICS (ATLANTIC SUN ONLY)**

Year	GP-GS	Min-Avg	FG-A	Pct	3FG-A	Pct	FT-A	Pct	Off-Def-Tot	Avg	PF-D	A	TO	B	S	TP	Avg
2009-10	13-0	105-8.1	11-32	.344	6-22	.273	4-6	.667	7-6-13	1.0	15-0	5	7	1	3	32	2.5
2010-11	1-0	0-0.0	0-0	.000	0-0	.000	0-0	.000	0-0-0	0.0	0-0	0	0	0	0	0	0.0
2011-12	1-0	8-8.0	0-1	.000	0-1	.000	1-2	.500	0-2-2	2.0	1-0	0	0	0	0	1	1.0
<b>TOTAL</b>	<b>15-0</b>	<b>113-7.5</b>	<b>11-33</b>	<b>.333</b>	<b>6-23</b>	<b>.261</b>	<b>5-8</b>	<b>.625</b>	<b>7-8-15</b>	<b>1.0</b>	<b>16-0</b>	<b>5</b>	<b>7</b>	<b>1</b>	<b>3</b>	<b>33</b>	<b>2.2</b>



**NOTES AND INTANGIBLES**

- Sat out the 2010-11 season as a transfer from the University of Delaware, where he played in 62 games, starting 14, over two seasons.
- Opened his Stetson career by tying for team lead with 14 points in victory over Bethune-Cookman.
- Was named A-Sun Newcomer of the Week [11/14] after averaging 14.5 ppg in the Hatters first two games of the year.
- Posted career highs rebounds (8) and assists (6) in the win over Saint Leo.
- Set a new career-high for scoring with 19 points in the game against Florida. Tied that mark in the game against James Madison.
- Surpassed his career high, scoring 20 points, in the loss at Mercer.
- Posted career-highs with 28 points and 14 rebounds in OT loss at Lipscomb. Hit two free throws with no time left to force OT.
- Recorded his second consecutive double-double with 24 points and 10 rebounds against Florida Gulf Coast.
- Is averaging 24 points and nine rebounds per game over his last three outings.

**2011-12 GAME-BY-GAME**

Opponent	Date	gs	min	Total		3-Pointers		Free throws		Rebounds			pf	a	t/o	blk	stl	pts	avg		
				fg-fga	pct	3fg-fga	pct	ft-fta	pct	off	def	tot								avg	
BETHUNE-COOKMAN	11/11/11	*	29	4-7	.571	0-0	.000	6-8	.750	1	4	5	5.0	4	1	5	0	0	14	14.0	
at Florida A&M	11/14/11	*	32	4-9	.444	1-1	1.000	6-6	1.000	2	4	6	5.5	5	1	6	0	1	15	14.5	
at Florida State	11/16/11	*	29	3-8	.375	1-3	.333	0-0	.000	0	2	2	4.3	4	1	0	0	0	7	12.0	
SAINT LEO	11/19/11	*	29	7-9	.778	1-2	.500	2-4	.500	2	6	8	5.3	2	6	2	0	0	17	13.3	
at Charleston Southern	11/21/11	*	26	3-5	.600	2-2	1.000	2-4	.500	0	1	1	4.4	2	0	1	2	1	10	12.6	
vs Florida	11/28/11	*	25	6-11	.545	0-1	.000	7-9	.778	1	3	4	4.3	4	3	2	0	1	19	13.7	
ETSU	12/01/11	*	20	5-9	.556	0-0	.000	2-3	.667	3	6	9	5.0	3	1	3	0	0	12	13.4	
at Indiana	12/04/11	*	30	3-8	.375	0-2	.000	1-2	.500	0	4	4	4.9	1	2	3	0	1	7	12.6	
USC UPSTATE	12/17/11	*	30	5-10	.500	0-1	.000	0-0	.000	2	2	4	4.8	2	2	2	0	1	10	12.3	
CHARLESTON SOUTHER	12/21/11	*	20	4-11	.364	1-2	.500	0-0	.000	2	4	6	4.9	3	1	3	1	0	9	12.0	
at UCF	12/29/11	*	28	6-13	.462	1-3	.333	4-4	1.000	1	2	3	4.7	1	1	2	0	1	17	12.5	
vs James Madison	12/30/11	*	30	6-11	.545	0-2	.000	7-9	.778	1	5	6	4.8	1	1	6	0	0	19	13.0	
at Kennesaw State	01/02/12	*	32	5-14	.357	0-1	.000	0-0	.000	5	4	9	5.2	4	2	3	1	0	10	12.8	
at Mercer	01/04/12	*	29	8-12	.667	0-1	.000	4-4	1.000	3	2	5	5.1	4	0	0	0	0	20	13.3	
JACKSONVILLE	01/07/12	*	30	7-11	.636	0-0	.000	5-9	.556	3	4	7	5.3	3	1	3	0	1	19	13.7	
NORTH FLORIDA	01/09/12	*	19	4-11	.364	0-2	.000	1-2	.500	1	0	1	5.0	5	2	3	1	0	9	13.4	
at Belmont	01/14/12	*	27	7-11	.636	4-5	.800	2-2	1.000	0	3	3	4.9	2	3	1	0	1	20	13.8	
at Lipscomb	01/16/12	*	38	10-19	.526	0-3	.000	8-11	.727	5	9	14	5.4	4	4	1	0	1	28	14.6	
FGCU	01/20/12	*	35	9-19	.474	1-2	.500	5-6	.833	9	1	10	5.6	2	0	1	0	0	24	15.1	
Totals			19	538	106-208	.510	12-33	.364	62-83	.747	41	66	107	5.6	56	32	47	5	9	286	15.1

Games played: 19  
 Minutes/game: 28.3  
 Points/game: 15.1  
 FG Pct: 51.0  
 3FG Pct: 36.4  
 FT Pct: 74.7

Rebounds/game: 5.6  
 Assists/game: 1.7  
 Turnovers/game: 2.5  
 Assist/turnover ratio: 0.7  
 Steals/game: 0.5  
 Blocks/game: 0.3

**41**

**ADAM PEGG**

C • 6-9 • 260 • JR • TR  
 CLEARWATER, FLORIDA  
 OLDSMAR CHRISTIAN HS  
 UNIVERSITY OF DELAWARE

**THE PEGG FILE**

**PERSONAL**

**Full Name**  
 Adam Gregory Pegg  
**Birthdate**  
 September 8, 1989  
**Birth Place**  
 Pittsburgh, Pennsylvania  
**Major**  
 Integrative Health Science

**CAREER HIGHS**

**Points**  
 28 at Lipscomb [1/16/12]

**Rebounds**  
 14 at Lipscomb [1/16/12]

**Assists**  
 6 vs Saint Leo [11/19/11]

**Blocks**  
 2, four times

**Steals**  
 1, 14 times

**Field Goals**  
 10 at Lipscomb [1/16/12]

**Field Goal Attempts**  
 19, two times

**3-Point Field Goals**  
 4 at Belmont [1/14/12]

**3-Point FG Attempts**  
 5 at Belmont [1/14/12]

**Free Throws**  
 8 at Lipscomb [1/16/12]

**Free Throw Attempts**  
 11 at Lipscomb [1/16/12]

**Minutes Played**  
 38 at Lipscomb [1/16/12]

**MISCELLANEOUS**

**STETSON Record**  
 Double-Figure Pts 15 (6-9)  
 Led team in Pts 9 (4-5)  
 Double-Figure Reb 2 (0-2)  
 5+ Reb 12 (6-5)  
 2+ Blocks 1 (0-1)

**PEGG CAREER STATISTICS (OVERALL)**

Year	GP-GS	Min-Avg	FG-A	Pct	3FG-A	Pct	FT-A	Pct	Off-Def-Tot	Avg	PF-D	A	TO	B	S	TP	Avg
2008-09 (UD)	32-0	318-9.9	21-52	.404	0-0	.000	9-13	.692	14-37-51	1.6	47-0	7	18	6	2	51	1.6
2009-10 (UD)	30-14	542-18.1	62-133	.466	0-1	.000	27-35	.771	26-53-79	2.6	67-0	14	28	9	4	151	5.0
2011-12	19-19	538-28.3	106-208	.510	12-33	.364	62-83	.747	41-66-107	5.6	56-2	32	47	5	9	286	15.1
<b>TOTAL</b>	<b>81-33</b>	<b>1398-17.2</b>	<b>189-393</b>	<b>.481</b>	<b>12-34</b>	<b>.353</b>	<b>98-131</b>	<b>.748</b>	<b>81-156-236</b>	<b>2.9</b>	<b>170-2</b>	<b>53</b>	<b>93</b>	<b>20</b>	<b>15</b>	<b>488</b>	<b>6.0</b>

**PEGG CAREER STATISTICS (ATLANTIC SUN ONLY)**

Year	GP-GS	Min-Avg	FG-A	Pct	3FG-A	Pct	FT-A	Pct	Off-Def-Tot	Avg	PF-D	A	TO	B	S	TP	Avg
2011-12	9-9	260-28.9	60-116	.517	5-15	.333	27-37	.730	31-31-62	6.9	29-1	15	17	2	4	152	16.9
<b>TOTAL</b>	<b>9-9</b>	<b>260-28.9</b>	<b>60-116</b>	<b>.517</b>	<b>5-15</b>	<b>.333</b>	<b>27-37</b>	<b>.730</b>	<b>31-31-62</b>	<b>6.9</b>	<b>29-1</b>	<b>15</b>	<b>17</b>	<b>2</b>	<b>4</b>	<b>152</b>	<b>16.9</b>

RECORD:	OVERALL	HOME	AWAY	NEUTRAL
ALL GAMES	7-12	5-3	2-7	0-2
CONFERENCE	4-5	3-2	1-3	0-0
NON-CONFERENCE	3-7	2-1	1-4	0-2

#	Player	gp-gs	min	avg	Total		3-Point		F-Throw		Rebounds		pf	dq	a	to	blk	stl	pts	avg			
					fg%	fga	3fg%	3fga	ft%	fta	off	def									tot	avg	
41	Adam Pegg	19-19	538	28.3	106-208	.510	12-33	.364	62-83	.747	41	66	107	5.6	56	2	32	47	5	9	286	15.1	
23	Chris Perez	19-18	577	30.4	94-205	.459	21-60	.350	43-69	.623	34	41	75	3.9	51	2	27	40	0	27	252	13.3	
11	Aaron Graham	19-19	535	28.2	76-190	.400	46-125	.368	48-63	.762	17	66	83	4.4	53	3	48	49	5	26	246	12.9	
12	Joel Naburgs	19-18	538	28.3	52-147	.354	37-109	.339	22-33	.667	20	82	102	5.4	32	0	51	42	1	15	163	8.6	
03	Willie Green	19-0	408	21.5	49-98	.500	3-13	.231	20-32	.625	28	53	81	4.3	30	0	28	31	26	7	121	6.4	
02	Amara Thompson	10-1	184	18.4	15-31	.484	2-5	.400	13-23	.565	8	19	27	2.7	22	0	26	33	2	6	45	4.5	
24	Liam McInerney	19-19	429	22.6	27-61	.443	12-27	.444	16-24	.667	31	54	85	4.5	53	3	25	33	6	16	82	4.3	
01	Dennis Diaz	19-1	197	10.4	20-52	.385	10-34	.294	5-6	.833	8	17	25	1.3	17	0	14	25	1	4	55	2.9	
22	Tyshawn Patterson	19-0	235	12.4	15-48	.313	7-19	.368	13-18	.722	7	28	35	1.8	21	0	27	32	3	12	50	2.6	
33	J.R. Weston	8-0	72	9.0	6-16	.375	4-10	.400	2-5	.400	3	6	9	1.1	9	0	5	3	1	0	18	2.3	
21	Jermol Paul	19-0	122	6.4	8-17	.471	2-7	.286	12-16	.750	6	12	18	0.9	20	0	3	17	2	2	30	1.6	
04	Diego Morales	4-0	15	3.8	0-1	.000	0-0	.000	0-0	.000	0	2	2	0.5	2	0	2	1	0	0	0	0.0	
Team																							
Total.....		19	3850	468-1074	.436	156-442	.353	256-372	.688	229	481	710	37.4	366	10	288	358	52	124	1348	70.9		
Opponents.....		19	3850	539-1174	.459	121-359	.337	247-377	.655	227	435	662	34.8	321	-	296	270	58	189	1446	76.1		

TEAM STATISTICS	STETSON	OPP
SCORING	1348	1446
Points per game	70.9	76.1
Scoring margin	-5.2	-
FIELD GOALS-ATT	468-1074	539-1174
Field goal pct	.436	.459
3 POINT FG-ATT	156-442	121-359
3-point FG pct	.353	.337
3-pt FG made per game	8.2	6.4
FREE THROWS-ATT	256-372	247-377
Free throw pct	.688	.655
F-Throws made per game	13.5	13.0
REBOUNDS	710	662
Rebounds per game	37.4	34.8
Rebounding margin	+2.5	-
ASSISTS	288	296
Assists per game	15.2	15.6
TURNOVERS	358	270
Turnovers per game	18.8	14.2
Turnover margin	-4.6	-
Assist/turnover ratio	0.8	1.1
STEALS	124	189
Steals per game	6.5	9.9
BLOCKS	52	58
Blocks per game	2.7	3.1
ATTENDANCE	9313	47900
Home games-Avg/Game	8-1164	9-4092
Neutral site-Avg/Game	-	2-5536

Score by Periods	1st	2nd	OT	Totals
Stetson	615	708	25	1348
Opponents	617	801	28	1446

Date	Opponent	Score	Att.
11/11/11	BETHUNE-COOKMAN	w 65-60	1241
11/14/11	at Florida A&M	w 78-60	1116
11/16/11	at Florida State	L 66-79	6424
11/19/11	SAINT LEO	w 74-69	1051
11/21/11	at Charleston Southern	L 64-73	891
11/28/11	vs Florida	L 70-96	5843
* 12/01/11	ETSU	w 73-65	1046
12/04/11	at Indiana	L 50-84	16821
* 12/17/11	USC UPSTATE	L 63-79	625
12/21/11	CHARLESTON SOUTHERN	L 81-88	1035
12/29/11	at UCF	L 70-80	4894
12/30/11	vs James Madison	Lot 69-71	5230
* 01/02/12	at Kennesaw State	w 66-62	884
* 01/04/12	at Mercer	L 59-75	1750
* 01/07/12	JACKSONVILLE	w 73-61	1267
* 01/09/12	NORTH FLORIDA	w 68-64	873
* 01/14/12	at Belmont	L 71-84	2130
* 01/16/12	at Lipscomb	Lot 103-104	1917
* 01/20/12	FGCU	L 85-92	2175

\* - Conference game

MISCELLANEOUS STATISTICS

RECORD BY STARTING LINEUP

Perez (g), Graham (g), Naburgs (g), McInerney (f), Pegg (c)	6-11
Perez (g), Graham (g), Diaz (g), McInerney (f), Pegg (c)	1-0
Thompson (g), Graham (g), Naburgs (g), McInerney (f), Pegg (c)	0-1

DOUBLE-FIGURE GAMES

POINTS	REBOUNDS
Perez 16	Pegg 2
Pegg 15	Naburgs 1
Graham 12	McInerney 1
Naburgs 9	Green 1
Green 4	Graham 1
McInerney 2	
Weston 1	

DOUBLE-DOUBLES ASSISTS

Pegg 2
Graham 1
Green 1

RECORD WHEN...

	ALL	A-SUN
Leading or tied at halftime:	5-5	4-2
Trailing at halftime:	1-7	0-3
Shoot 50 percent or higher:	2-0	1-0
Shoot less than 50 percent:	5-12	3-5
Shoot higher percentage than opp.:	6-2	3-1
Shoot lower percentage than opp.:	1-10	1-4
Opp. shoot less than 50 percent:	7-5	4-2
Opp. shoot 50 percent or higher:	0-7	0-3
Score fewer than 60 points:	0-2	0-1
Score 60-plus points:	6-10	3-4
Score 70-plus points:	4-6	2-3
Score 80-plus points:	0-3	0-2
Score 90-plus points:	0-1	0-1
Score 100-plus points:	0-1	0-1
More rebounds than opp.:	5-4	3-2
Equal/fewer rebounds than opp.:	2-8	1-3
40+ rebounds:	3-3	1-2
Fewer than 40 rebounds:	4-9	3-3
Fewer turnovers than opp.:	1-3	1-2
Equal/more turnovers than opp.:	6-9	3-3
Games decided by 5 points or fewer:	4-2	2-1
Overtime games:	0-2	0-1
Televised games:	1-3	1-0
Games vs. ranked opp.:	0-2	0-0
Games following loss:	4-7	2-2
Games following win:	2-5	1-3
More points in paint than opp.:	2-2	0-0
Equal/fewer points in paint than opp.:	5-10	4-5
More points off TO than opp.:	4-2	3-1
Equal/fewer points off TO than opp.:	3-10	1-4
More bench points than opp.:	3-1	3-0
Equal/fewer bench points than opp.:	4-11	1-5
More 2nd chance points than opp.:	4-3	3-2
Equal/fewer 2nd-ch. pts. than opp.:	3-9	1-2
Playing in November:	3-3	0-0
Playing in December:	1-5	1-1
Playing in January:	3-4	3-4
Playing in February:	0-0	0-0
Playing in March:	0-0	0-0

## 2011-12 STETSON GAME-BY-GAME STATISTICS

Opponent	Date	Score	Total		3-Pointers		Free throws		Rebounds				pf	a	t/o	blk	stl	pts	avg	
			fg-fga	pct	3fg-fga	pct	ft-fa	pct	off	def	tot	avg								
BETHUNE-COOKMAN	11/11/11	65-60	W	23-42	.548	6-12	.500	13-24	.542	6	30	36	36.0	23	15	29	4	8	65	65.0
at Florida A&M	11/14/11	78-60	W	26-55	.473	7-14	.500	19-21	.905	12	42	54	45.0	25	14	26	2	7	78	71.5
at Florida State	11/16/11	66-79	L	25-67	.373	10-33	.303	6-9	.667	19	15	34	41.3	14	14	17	0	8	66	69.7
SAINT LEO	11/19/11	74-69	W	24-53	.453	10-29	.345	16-19	.842	15	26	41	41.2	13	19	16	4	3	74	70.8
at Charleston Southern	11/21/11	64-73	L	22-51	.431	13-26	.500	7-15	.467	9	25	34	39.8	21	10	26	5	6	64	69.4
vs Florida	11/28/11	70-96	L	24-58	.414	1-17	.059	21-29	.724	10	27	37	39.3	19	14	18	3	4	70	69.5
ETSU	12/01/11	73-65	W	25-54	.463	11-24	.458	12-23	.522	13	32	45	40.1	20	20	23	3	5	73	70.0
at Indiana	12/04/11	50-84	L	17-53	.321	8-20	.400	8-13	.615	12	24	36	39.6	14	8	23	1	6	50	67.5
USC UPSTATE	12/17/11	63-79	L	23-50	.460	5-15	.333	12-17	.706	11	20	31	38.7	20	14	20	3	6	63	67.0
CHARLESTON SOUTHER	12/21/11	81-88	L	30-68	.441	13-31	.419	8-13	.615	13	26	39	38.7	22	23	20	4	9	81	68.4
at UCF	12/29/11	70-80	L	24-64	.375	7-23	.304	15-18	.833	14	19	33	38.2	23	14	13	5	6	70	68.5
vs James Madison	12/30/11	69-71	Lot	23-52	.442	7-24	.292	16-24	.667	8	35	43	38.6	17	16	21	2	6	69	68.6
at Kennesaw State	01/02/12	66-62	W	24-51	.471	10-21	.476	8-14	.571	9	28	37	38.5	15	18	13	3	4	66	68.4
at Mercer	01/04/12	59-75	L	21-56	.375	4-23	.174	13-18	.722	11	18	29	37.8	22	7	13	2	8	59	67.7
JACKSONVILLE	01/07/12	73-61	W	24-44	.545	4-16	.250	21-30	.700	8	25	33	37.5	22	14	21	1	7	73	68.1
NORTH FLORIDA	01/09/12	68-64	W	26-55	.473	4-16	.250	12-18	.667	11	22	33	37.2	13	13	10	4	8	68	68.1
at Belmont	01/14/12	71-84	L	24-54	.444	15-33	.455	8-11	.727	9	17	26	36.5	18	18	19	3	8	71	68.2
at Lipscomb	01/16/12	103-104	Lot	34-74	.459	13-37	.351	22-30	.733	14	32	46	37.1	25	20	16	3	8	103	70.2
FGCU	01/20/12	85-92	L	29-73	.397	8-28	.286	19-26	.731	25	18	43	37.4	20	17	14	0	7	85	70.9
Stetson		1348		468-1074	.436	156-442	.353	256-372	.688	229	481	710	37.4	366	288	358	52	124	1348	70.9
Opponents		1446		539-1174	.459	121-359	.337	247-377	.655	227	435	662	34.8	321	296	270	58	189	1446	76.1

## 2011-12 OPPONENT GAME-BY-GAME STATISTICS

Opponent	Date	Score		Total		3-Pointers		Free throws		Rebounds				pf	a	t/o	blk	stl	pts	avg
				fg-fga	pct	3fg-fga	pct	ft-fa	pct	off	def	tot	avg							
BETHUNE-COOKMAN	11/11/11	65-60	W	19-73	.260	4-19	.211	18-25	.720	27	20	47	47.0	23	6	19	2	16	60	60.0
at Florida A&M	11/14/11	78-60	W	24-74	.324	2-16	.125	10-19	.526	13	18	31	39.0	20	11	19	2	12	60	60.0
at Florida State	11/16/11	66-79	L	32-56	.571	4-10	.400	11-17	.647	11	25	36	38.0	12	15	17	5	9	79	66.3
SAINT LEO	11/19/11	74-69	W	26-59	.441	12-23	.522	5-10	.500	8	16	24	34.5	19	14	10	0	12	69	67.0
at Charleston Southern	11/21/11	64-73	L	26-56	.464	8-19	.421	13-21	.619	11	23	34	34.4	14	17	18	1	17	73	68.2
vs Florida	11/28/11	70-96	L	34-73	.466	14-35	.400	14-20	.700	15	28	43	35.8	21	22	10	6	14	96	72.8
ETSU	12/01/11	73-65	W	25-58	.431	2-12	.167	13-24	.542	8	20	28	34.7	16	14	16	4	11	65	71.7
at Indiana	12/04/11	50-84	L	34-66	.515	5-13	.385	11-14	.786	10	26	36	34.9	10	20	9	7	13	84	73.2
USC UPSTATE	12/17/11	63-79	L	27-60	.450	8-18	.444	17-21	.810	13	19	32	34.6	17	12	11	3	14	79	73.9
CHARLESTON SOUTHER	12/21/11	81-88	L	34-66	.515	9-19	.474	11-19	.579	11	26	37	34.8	15	22	16	5	11	88	75.3
at UCF	12/29/11	70-80	L	29-56	.518	7-19	.368	15-26	.577	15	28	43	35.5	14	12	15	5	6	80	75.7
vs James Madison	12/30/11	69-71	Lot	27-72	.375	6-21	.286	11-14	.786	12	25	37	35.7	17	13	11	2	8	71	75.3
at Kennesaw State	01/02/12	66-62	W	24-55	.436	5-21	.238	9-15	.600	7	22	29	35.2	14	15	10	4	5	62	74.3
at Mercer	01/04/12	59-75	L	24-51	.471	3-16	.188	24-30	.800	12	26	38	35.4	12	15	14	2	5	75	74.4
JACKSONVILLE	01/07/12	73-61	W	21-58	.362	4-14	.286	15-22	.682	14	17	31	35.1	24	13	16	1	10	61	73.5
NORTH FLORIDA	01/09/12	68-64	W	27-57	.474	6-19	.316	4-12	.333	14	21	35	35.1	16	18	13	3	2	64	72.9
at Belmont	01/14/12	71-84	L	32-59	.542	5-22	.227	15-18	.833	13	22	35	35.1	14	22	16	2	10	84	73.5
at Lipscomb	01/16/12	103-104	Lot	41-74	.554	8-21	.381	14-28	.500	11	30	41	35.4	24	17	15	2	5	104	75.2
FGCU	01/20/12	85-92	L	33-51	.647	9-22	.409	17-22	.773	2	23	25	34.8	19	18	15	2	9	92	76.1
Opponents		1446		539-1174	.459	121-359	.337	247-377	.655	227	435	662	34.8	321	296	270	58	189	1446	76.1
Stetson		1348		468-1074	.436	156-442	.353	256-372	.688	229	481	710	37.4	366	288	358	52	124	1348	70.9

## 2011-12 STETSON SEASON-CAREER STATISTICS

SEASON STATISTICS											CAREER STATISTICS									
SUMMARY	gp-gs	min/g	fg%	3fg%	ft%	r/g	a/g	stl	blk	pts/g	gp-gs	min/g	fg%	3fg%	ft%	r/g	a/g	stl	blk	pts/g
Adam Pegg	19-19	28.3	.510	.364	.747	5.6	1.7	9	5	15.1	19-19	28.3	.510	.364	.747	5.6	1.7	9	5	15.1
Chris Perez	19-18	30.4	.459	.350	.623	3.9	1.4	27	0	13.3	19-18	30.4	.459	.350	.623	3.9	1.4	27	0	13.3
Aaron Graham	19-19	28.2	.400	.368	.762	4.4	2.5	26	5	12.9	49-35	23.1	.386	.364	.771	3.1	1.7	55	10	8.8
Joel Naburgs	19-18	28.3	.354	.339	.667	5.4	2.7	15	1	8.6	78-40	25.3	.353	.336	.745	3.5	1.9	48	7	7.1
Willie Green	19-0	21.5	.500	.231	.625	4.3	1.5	7	26	6.4	19-0	21.5	.500	.231	.625	4.3	1.5	7	26	6.4
Amara Thompson	10-1	18.4	.484	.400	.565	2.7	2.6	6	2	4.5	10-1	18.4	.484	.400	.565	2.7	2.6	6	2	4.5
Liam McInerney	19-19	22.6	.443	.444	.667	4.5	1.3	16	6	4.3	78-28	16.0	.398	.255	.581	3.1	0.6	35	22	2.5
Dennis Diaz	19-1	10.4	.385	.294	.833	1.3	0.7	4	1	2.9	19-1	10.4	.385	.294	.833	1.3	0.7	4	1	2.9
Tyshawn Patterson	19-0	12.4	.313	.368	.722	1.8	1.4	12	3	2.6	73-23	17.9	.396	.261	.634	1.8	1.4	58	10	6.8
J.R. Weston	8-0	9.0	.375	.400	.400	1.1	0.6	0	1	2.3	36-1	8.5	.324	.255	.476	1.1	0.5	5	2	1.9
Jermol Paul	19-0	6.4	.471	.286	.750	0.9	0.2	2	2	1.6	42-1	9.0	.486	.176	.729	1.0	0.2	6	2	2.5
Diego Morales	4-0	3.8	.000	.000	.000	0.5	0.5	0	0	0.0	6-0	3.0	.333	.000	.667	0.3	0.3	0	0	0.7
SCORING	fg-fga	fg%	3fg-fga	3fg%	ft-fta	ft%	pts	pts/g	fg-fga	fg%	3fg-fga	3fg%	ft-fta	ft%	pts	pts/g				
Adam Pegg	106-208	.510	12-33	.364	62-83	.747	286	15.1	106-208	.510	12-33	.364	62-83	.747	286	15.1				
Chris Perez	94-205	.459	21-60	.350	43-69	.623	252	13.3	94-205	.459	21-60	.350	43-69	.623	252	13.3				
Aaron Graham	76-190	.400	46-125	.368	48-63	.762	246	12.9	134-347	.386	78-214	.364	84-109	.771	430	8.8				
Joel Naburgs	52-147	.354	37-109	.339	22-33	.667	163	8.6	168-476	.353	111-330	.336	108-145	.745	555	7.1				
Willie Green	49-98	.500	3-13	.231	20-32	.625	121	6.4	49-98	.500	3-13	.231	20-32	.625	121	6.4				
Amara Thompson	15-31	.484	2-5	.400	13-23	.565	45	4.5	15-31	.484	2-5	.400	13-23	.565	45	4.5				
Liam McInerney	27-61	.443	12-27	.444	16-24	.667	82	4.3	74-186	.398	13-51	.255	36-62	.581	197	2.5				
Dennis Diaz	20-52	.385	10-34	.294	5-6	.833	55	2.9	20-52	.385	10-34	.294	5-6	.833	55	2.9				
Tyshawn Patterson	15-48	.313	7-19	.368	13-18	.722	50	2.6	171-432	.396	49-188	.261	109-172	.634	500	6.8				
J.R. Weston	6-16	.375	4-10	.400	2-5	.400	18	2.3	23-71	.324	12-47	.255	10-21	.476	68	1.9				
Jermol Paul	8-17	.471	2-7	.286	12-16	.750	30	1.6	34-70	.486	3-17	.176	35-48	.729	106	2.5				
Diego Morales	0-1	.000	0-0	.000	0-0	.000	0	0.0	1-3	.333	0-0	.000	2-3	.667	4	0.7				
TOTALS	o-reb	d-reb	t-reb	pf	fo	ast	to	a/to	o-reb	d-reb	t-reb	pf	fo	ast	to	a/to				
Adam Pegg	41	66	107	56	2	32	47	0.7	41	66	107	56	2	32	47	0.7				
Chris Perez	34	41	75	51	2	27	40	0.7	34	41	75	51	2	27	40	0.7				
Aaron Graham	17	66	83	53	3	48	49	1.0	38	114	152	106	6	83	101	0.8				
Joel Naburgs	20	82	102	32	0	51	42	1.2	42	233	275	109	1	145	125	1.2				
Willie Green	28	53	81	30	0	28	31	0.9	28	53	81	30	0	28	31	0.9				
Amara Thompson	8	19	27	22	0	26	33	0.8	8	19	27	22	0	26	33	0.8				
Liam McInerney	31	54	85	53	3	25	33	0.8	95	146	241	147	5	49	64	0.8				
Dennis Diaz	8	17	25	17	0	14	25	0.6	8	17	25	17	0	14	25	0.6				
Tyshawn Patterson	7	28	35	21	0	27	32	0.8	24	106	130	108	1	104	140	0.7				
J.R. Weston	3	6	9	9	0	5	3	1.7	16	24	40	39	0	17	19	0.9				
Jermol Paul	6	12	18	20	0	3	17	0.2	17	27	44	57	1	7	41	0.2				
Diego Morales	0	2	2	2	0	2	1	2.0	0	2	2	2	0	2	1	2.0				

## 2011-12 FIRST HALF GAME STATISTICS

#	Player	gp-gs	min	avg	Total		3-Point		F-Throw		Rebounds					pts	avg								
					fg-fga	fg%	3fg-fga	3fg%	ft-fa	ft%	off	def	tot	avg	pf			dq	a	to	blk	stl			
41	Adam Pegg	19-19	246	12.9	47-99	.475	3-11	.273	18-21	.857	24	29	53	2.8	21	0	16	23	3	5	115	6.1			
23	Chris Perez	19-18	264	13.9	40-99	.404	12-33	.364	18-27	.667	10	21	31	1.6	18	0	12	18	0	13	110	5.8			
11	Aaron Graham	19-19	239	12.6	31-82	.378	20-54	.370	9-10	.900	4	35	39	2.1	21	0	21	25	4	14	91	4.8			
12	Joel Naburgs	19-18	258	13.6	26-72	.361	19-53	.358	3-6	.500	10	32	42	2.2	10	0	23	17	1	8	74	3.9			
03	Willie Green	19-0	206	10.8	23-51	.451	1-7	.143	15-21	.714	13	26	39	2.1	16	0	17	17	13	5	62	3.3			
01	Dennis Diaz	19-1	124	6.5	17-36	.472	9-23	.391	5-6	.833	6	10	16	0.8	11	0	10	16	1	4	48	2.5			
02	Amara Thompson	10-1	92	9.2	8-16	.500	1-2	.500	7-9	.778	4	11	15	1.5	10	0	11	15	1	2	24	2.4			
24	Liam McInerney	19-19	217	11.4	11-23	.478	6-10	.600	5-9	.556	12	30	42	2.2	22	0	13	19	3	10	33	1.7			
22	Tyshawn Patterson	19-0	136	7.2	9-27	.333	3-7	.429	8-10	.800	6	14	20	1.1	8	0	11	17	1	5	29	1.5			
33	J.R. Weston	8-0	36	4.5	3-7	.429	2-6	.333	1-2	.500	0	2	2	0.3	5	0	3	1	1	0	9	1.1			
21	Jermol Paul	19-0	76	4.0	5-12	.417	2-7	.286	8-10	.800	3	7	10	0.5	13	0	2	12	2	1	20	1.1			
04	Diego Morales	4-0	6	1.5	0-0	.000	0-0	.000	0-0	.000	0	1	1	0.3	2	0	2	1	0	0	0	0.0			
Team											9	19	28											2	
Total.....		19	1900		220-524	.420	78-213	.366	97-131	.740	101	237	338	17.8	157	0	141	183	30	67	615	32.4			
Opponents.....		19	1900		238-556	.428	52-168	.310	89-135	.659	102	217	319	16.8	133	-	143	157	25	104	617	32.5			

## 2011-12 SECOND HALF GAME STATISTICS

#	Player	gp-gs	min	avg	Total		3-Point		F-Throw		Rebounds					pts	avg								
					fg-fga	fg%	3fg-fga	3fg%	ft-fa	ft%	off	def	tot	avg	pf			dq	a	to	blk	stl			
41	Adam Pegg	19-19	283	14.9	57-107	.533	9-22	.409	43-61	.705	16	34	50	2.6	34	1	15	23	2	4	166	8.7			
11	Aaron Graham	19-19	286	15.1	42-103	.408	24-67	.358	35-47	.745	13	30	43	2.3	32	0	27	24	1	12	143	7.5			
23	Chris Perez	19-18	310	16.3	54-106	.509	9-27	.333	25-42	.595	24	20	44	2.3	33	0	14	22	0	14	142	7.5			
12	Joel Naburgs	19-18	270	14.2	24-72	.333	16-53	.302	19-27	.704	10	48	58	3.1	22	0	28	24	0	7	83	4.4			
03	Willie Green	19-0	197	10.4	26-47	.553	2-6	.333	5-11	.455	15	26	41	2.2	14	0	11	14	13	2	59	3.1			
24	Liam McInerney	19-19	208	10.9	16-37	.432	6-16	.375	11-15	.733	19	24	43	2.3	30	0	12	14	3	6	49	2.6			
02	Amara Thompson	10-1	85	8.5	7-15	.467	1-3	.333	4-12	.333	4	8	12	1.2	10	0	11	17	1	4	19	1.9			
33	J.R. Weston	8-0	36	4.5	3-9	.333	2-4	.500	1-3	.333	3	4	7	0.9	4	0	2	2	0	0	9	1.1			
22	Tyshawn Patterson	19-0	99	5.2	6-21	.286	4-12	.333	5-8	.625	1	14	15	0.8	13	0	16	15	2	7	21	1.1			
21	Jermol Paul	19-0	46	2.4	3-5	.600	0-0	.000	4-6	.667	3	5	8	0.4	7	0	1	5	0	1	10	0.5			
01	Dennis Diaz	19-1	71	3.7	3-16	.188	1-11	.091	0-0	.000	2	7	9	0.5	6	0	4	9	0	0	7	0.4			
04	Diego Morales	4-0	9	2.3	0-1	.000	0-0	.000	0-0	.000	0	1	1	0.3	0	0	0	0	0	0	0	0.0			
Team											17	16	33											2	
Total.....		19	1900		241-539	.447	74-221	.335	152-232	.655	127	237	364	19.2	205	1	141	171	22	57	708	37.3			
Opponents.....		19	1900		290-600	.483	65-182	.357	156-236	.661	122	214	336	17.7	182	-	147	112	33	85	801	42.2			

## CONFERENCE GAME ONLY STATISTICS

#	Player	gp-gs	min	avg	Total		3-Point		F-Throw		Rebounds					pts	avg								
					fg-fga	fg%	3fg-fga	3fg%	ft-fa	ft%	off	def	tot	avg	pf			dq	a	to	blk	stl			
41	Adam Pegg	9-9	260	28.9	60-116	.517	5-15	.333	27-37	.730	31	31	62	6.9	29	1	15	17	2	4	152	16.9			
23	Chris Perez	9-8	271	30.1	49-97	.505	12-29	.414	21-35	.600	12	21	33	3.7	26	2	13	14	0	14	131	14.6			
11	Aaron Graham	9-9	275	30.6	39-96	.406	24-68	.353	27-37	.730	5	22	27	3.0	24	1	21	19	3	11	129	14.3			
12	Joel Naburgs	9-8	265	29.4	19-62	.306	16-50	.320	15-21	.714	6	36	42	4.7	15	0	32	17	1	8	69	7.7			
03	Willie Green	9-0	197	21.9	23-46	.500	1-7	.143	14-20	.700	18	28	46	5.1	14	0	14	9	11	3	61	6.8			
02	Amara Thompson	7-1	135	19.3	10-19	.526	2-4	.500	9-17	.529	6	15	21	3.0	16	0	20	24	2	4	31	4.4			
24	Liam McInerney	9-9	195	21.7	13-23	.565	7-13	.538	2-4	.500	11	21	32	3.6	22	2	13	17	3	10	35	3.9			
22	Tyshawn Patterson	9-0	96	10.7	9-24	.375	3-8	.375	4-4	1.000	6	14	20	2.2	12	0	6	14	0	4	25	2.8			
01	Dennis Diaz	9-1	79	8.8	6-20	.300	4-16	.250	1-2	.500	2	3	5	0.6	8	0	6	10	0	2	17	1.9			
21	Jermol Paul	9-0	44	4.9	2-7	.286	0-2	.000	6-8	.750	4	2	6	0.7	8	0	1	5	0	1	10	1.1			
33	J.R. Weston	1-0	8	8.0	0-1	.000	0-1	.000	1-2	.500	0	2	2	2.0	1	0	0	0	0	0	1	1.0			
Team											10	17	27											3	
Total.....		9	1825		230-511	.450	74-213	.347	127-187	.679	111	212	323	35.9	175	6	141	149	22	61	661	73.4			
Opponents.....		9	1825		254-523	.486	50-165	.303	128-192	.667	94	200	294	32.7	156	-	144	126	23	71	686	76.2			



Official Basketball Box Score - Game Totals - Final Statistics  
**Bethune-Cookman vs Stetson**  
 11/11/11 7:30 pm at Deland, Fla. (Edmunds Center)



**Bethune-Cookman 60 • 0-1**

#	Player	F	Total			3-Ptr			Rebounds			PF	TP	A	TO	Blk	Stl	Min
			FG	FGA	FT	FTA	FG	FGA	FT	FTA	Off							
23	HOLLOMAN, Garrus	f	4	15	0	2	2	9	6	15	2	10	0	2	0	4	35	
01	COLEMAN, Adrien	g	1	5	0	0	0	1	2	3	4	2	0	5	0	2	19	
05	BREEZE, Anthony	g	6	10	0	6	7	4	6	10	3	18	0	2	1	3	29	
12	TRAPP, Mikel	g	1	6	1	4	2	2	1	2	3	4	5	0	1	0	27	
02	DUKES, Kevin	g	2	11	2	7	1	2	1	3	4	2	7	4	3	0	29	
02	SMITH, Alex	g	0	2	0	0	0	5	1	6	2	2	0	1	1	0	8	
03	SCOTLAND, Paul	g	3	16	0	4	2	2	0	2	2	8	2	0	0	3	24	
15	MACK, Marc	g	1	5	0	0	0	1	0	1	2	2	2	0	1	0	11	
22	JOHNSON, Ricky	g	1	3	1	3	4	1	0	1	1	6	0	3	0	0	16	
32	BAROUM, David	g	0	0	0	0	0	0	0	0	1	0	0	0	0	1		
33	MCAFFEE, Raymoan	g	0	0	0	0	0	0	0	0	0	0	1	0	0	1		
Team								1	2	3								
Totals			19	73	4	19	18	25	27	20	47	23	60	6	19	2	16	

FG % 1st Half: 9-38 23.7% 2nd half: 10-35 28.6% Game: 19-73 26.0%  
 3FG % 1st Half: 0-4 0.0% 2nd half: 4-15 26.7% Game: 4-19 21.1%  
 FT % 1st Half: 13-17 76.5% 2nd half: 5-8 62.5% Game: 18-25 72.0%

**Stetson 65 • 1-0**

#	Player	F	Total			3-Ptr			Rebounds			PF	TP	A	TO	Blk	Stl	Min
			FG	FGA	FT	FTA	FG	FGA	FT	FTA	Off							
24	Liam McInerney	f	2	3	0	0	1	7	8	5	5	2	1	0	0	21		
41	Adam Pegg	c	4	7	0	0	6	8	1	4	5	4	14	1	5	0	29	
11	Aaron Graham	g	4	6	3	5	0	10	10	3	12	0	4	0	2	25		
12	Joel Naburbs	g	3	7	3	5	0	0	1	1	3	9	2	2	0	1	24	
23	Chris Perez	g	5	11	0	2	4	7	1	1	2	14	2	4	0	4	35	
01	Dennis Diaz	g	3	4	0	1	0	0	3	3	1	6	2	2	0	0	16	
03	Willie Green	g	1	3	0	0	1	0	1	0	3	2	3	2	1	17		
04	Diego Morales	g	0	0	0	0	0	1	1	2	2	0	2	1	0	6		
21	Jermol Paul	g	1	1	0	0	0	2	2	2	2	0	3	1	0	11		
22	Tyshawn Patterson	g	0	0	0	0	0	0	0	0	0	1	3	0	0	9		
33	J.R. Weston	g	0	0	0	0	0	0	0	0	1	0	1	1	1	7		
Team								2	1	3								
Totals			23	42	6	12	13	24	6	30	36	23	65	15	29	4	8	

FG % 1st Half: 11-21 52.4% 2nd half: 12-21 57.1% Game: 23-42 54.8%  
 3FG % 1st Half: 1-4 25.0% 2nd half: 5-8 62.5% Game: 6-12 50.0%  
 FT % 1st Half: 7-14 50.0% 2nd half: 6-10 60.0% Game: 13-24 54.2%

Officials: Ernie Pheal, Brandon Brandes, Curtis Pierce  
 Technical fouls: Bethune-Cookman-None. Stetson-None.  
 Attendance: 1241

Score by periods	1st	2nd	Total
Bethune-Cookman	31	29	60
Stetson	30	35	65

Last FG - BCMU12 2nd-01:37, STETSON 2nd-01:18.  
 Largest lead - BCMU12 by 4 2nd-03:35, STETSON by 5 2nd-00:57.

Score tied - 10 times.  
 Lead changed - 14 times.



Official Basketball Box Score - Game Totals - Final Statistics  
**Stetson vs Florida A&M**  
 11.14.11 7 p.m. at Tallahassee, Fla. (Al Lawson Center)



**Stetson 78 • 2-0**

#	Player	F	Total			3-Ptr			Rebounds			PF	TP	A	TO	Blk	Stl	Min
			FG	FGA	FT	FTA	FG	FGA	FT	FTA	Off							
24	Liam McInerney	f	5	6	2	3	1	2	3	4	4	13	0	1	0	0	17	
41	Adam Pegg	c	4	9	1	1	6	6	2	4	6	5	15	1	6	0	32	
11	Aaron Graham	g	4	11	0	2	1	2	6	8	3	9	3	2	0	1	22	
12	Joel Naburbs	g	2	4	0	0	2	9	11	1	6	0	3	0	0	28		
23	Chris Perez	g	4	9	1	1	3	4	5	7	3	12	1	2	0	1	27	
01	Dennis Diaz	g	2	4	1	2	0	0	3	3	1	5	0	2	0	1	12	
03	Willie Green	g	2	7	0	1	3	4	2	4	2	4	2	3	1	0	21	
04	Diego Morales	g	0	1	0	0	0	0	0	0	0	0	0	0	0	0	2	
21	Jermol Paul	g	1	1	0	0	2	2	3	4	3	4	0	3	0	0	9	
22	Tyshawn Patterson	g	1	2	0	0	6	6	0	3	3	2	8	7	4	1	31	
33	J.R. Weston	g	1	1	0	0	0	0	0	1	2	0	0	0	0	0	9	
Team								1	3	4								
Totals			26	55	7	14	19	21	12	42	54	25	78	14	26	2	7	

FG % 1st Half: 11-24 45.8% 2nd half: 15-31 48.4% Game: 26-55 47.3%  
 3FG % 1st Half: 2-5 40.0% 2nd half: 5-9 55.6% Game: 7-14 50.0%  
 FT % 1st Half: 11-12 91.7% 2nd half: 8-9 88.9% Game: 19-21 90.5%

**Florida A&M 60 • 0-2**

#	Player	F	Total			3-Ptr			Rebounds			PF	TP	A	TO	Blk	Stl	Min
			FG	FGA	FT	FTA	FG	FGA	FT	FTA	Off							
21	TEAL,Markee	f	3	6	0	0	2	0	2	4	6	0	4	0	2	2	21	
42	CROWDER,Yannick	f	6	12	0	0	1	4	5	2	13	0	2	1	0	0	29	
01	MOORE,Avery	g	3	13	1	7	3	5	0	2	2	0	10	0	2	0	34	
04	KENNINGS,Jeffrey	g	0	6	0	2	0	0	1	1	3	0	5	1	0	1	15	
15	BULLARD,D'Andre	g	3	8	1	1	1	3	4	1	8	1	2	0	1	0	26	
05	HAGOOD,Treshawn	g	1	5	0	1	0	0	0	0	2	2	2	1	1	1	12	
11	BROWN,Isaac	g	0	1	0	0	0	0	0	0	1	0	0	1	0	0	3	
12	LEWIS,Reggie	g	2	9	0	2	4	5	1	3	4	2	8	2	1	0	16	
24	NEAL,Jeffrey	g	0	1	0	0	0	0	1	1	2	0	0	0	0	0	4	
25	DEAN,Jeremy	g	1	5	0	2	1	4	1	2	3	0	3	1	3	0	23	
32	ROSE,Vaughn	g	0	0	0	0	0	1	1	0	0	0	0	0	0	0	1	
33	DRAYTON,Nathaniel	g	5	8	0	1	0	3	2	1	3	3	10	0	2	0	16	
Team								4	1	5								
Totals			24	74	2	16	10	19	13	18	31	20	60	11	19	2	12	

FG % 1st Half: 11-32 34.4% 2nd half: 13-42 31.0% Game: 24-74 32.4%  
 3FG % 1st Half: 2-8 25.0% 2nd half: 0-8 0.0% Game: 2-16 12.5%  
 FT % 1st Half: 3-4 75.0% 2nd half: 7-15 46.7% Game: 10-19 52.6%

Officials: (R)Everett Summers, (U1) Frank Raposo, (U2)Lenwood Swims  
 Technical fouls: Stetson-TEAM. Florida A&M-None.  
 Attendance: 1116

Score by periods	1st	2nd	Total
Stetson	35	43	78
Florida A&M	27	33	60

Last FG - STETSON 2nd-00:35, FAMUM 2nd-00:22.  
 Largest lead - STETSON by 25 2nd-06:26, FAMUM by 3 1st-19:06.

Score tied - 1 time.  
 Lead changed - 5 times.



Official Basketball Box Score - Game Totals - Final Statistics  
**Stetson vs Florida State**  
 11/16/11 7:00 pm at Donald L Tucker Center, Tallahassee, FL



**Stetson 66 • 2-1**

#	Player	F	Total			3-Ptr			Rebounds			PF	TP	A	TO	Blk	Stl	Min
			FG	FGA	FT	FTA	FG	FGA	FT	FTA	Off							
24	Liam McInerney	f	1	4	0	1	0	2	1	3	3	2	0	2	0	0	22	
41	Adam Pegg	c	3	8	1	3	0	0	2	2	4	7	1	0	0	0	29	
11	Aaron Graham	g	4	17	2	8	0	0	2	5	0	10	4	3	0	2	27	
12	Joel Naburbs	g	6	16	2	10	0	4	1	5	1	14	4	4	0	2	33	
23	Chris Perez	g	3	7	0	2	5	0	5	2	11	0	1	0	0	0	27	
01	Dennis Diaz	g	1	2	1	2	0	0	0	0	1	3	0	1	0	1	11	
03	Willie Green	g	1	3	0	1	2	1	7	8	1	3	2	3	0	1	17	
21	Jermol Paul	g	2	2	1	1	0	0	1	0	1	5	0	2	0	1	11	
22	Tyshawn Patterson	g	0	3	0	1	0	0	2	2	1	0	3	1	0	1	13	
33	J.R. Weston	g	4	5	3	4	0	0	1	0	11	0	0	0	0	10		
Team																		



Official Basketball Box Score - Game Totals - Final Statistics  
**Stetson vs Charleston Southern**  
 11/21/11 7:30 p.m. at Buccaneer Fieldhouse



**Stetson 64 • 3-2**

#	Player	Total		3-Ptr		Rebounds		PF	TP	A	TO	Blk	Stl	Min	
		FG-FGA	FT-FTA	FG-FGA	FT-FTA	Off	Def								Tot
24	Liam McInerney	f	2-5	1-3	0-0	2	4	6	2	5	1	5	0	2	25
41	Adam Pegg	c	3-5	2-2	2-4	0	1	1	2	10	0	1	2	1	26
11	Aaron Graham	c	6-11	5-8	0-1	0	5	5	5	17	2	7	0	0	26
12	Joel Naburgs	g	4-8	3-6	1-3	1	6	7	2	12	2	3	0	1	33
23	Chris Perez	g	1-6	0-1	1-3	4	2	6	3	3	1	3	0	1	35
01	Dennis Diaz	g	1-2	1-2	0-0	0	2	2	0	3	0	1	0	0	9
03	Willie Green	g	3-7	0-0	0-0	2	0	2	3	6	1	2	2	1	20
21	Jermol Paul	g	1-3	0-2	3-4	0	0	0	1	5	0	1	1	0	7
22	Tyshawn Patterson	g	1-3	1-1	0-0	0	2	2	1	3	2	1	0	0	15
33	J.R. Weston	g	0-1	0-1	0-0	0	1	1	2	0	1	1	0	0	4
Team															
Totals			22-51	13-26	7-15	9	25	34	21	64	10	26	5	6	200

FG % 1st Half: 10-26 38.5% 2nd half: 12-25 48.0% Game: 22-51 43.1%  
 3FG % 1st Half: 3-11 27.3% 2nd half: 10-15 66.7% Game: 13-26 50.0%  
 FT % 1st Half: 3-4 75.0% 2nd half: 4-11 36.4% Game: 7-15 46.7%

**Charleston Southern 73 • 3-2**

#	Player	Total		3-Ptr		Rebounds		PF	TP	A	TO	Blk	Stl	Min	
		FG-FGA	FT-FTA	FG-FGA	FT-FTA	Off	Def								Tot
01	MARTIN, Kelvin	f	6-10	0-0	3-6	2	8	10	1	15	3	0	1	7	32
23	MUO, Mathiang	f	6-12	6-10	4-5	1	5	6	1	22	1	4	0	0	29
24	BOWEN, Cedrick	g	2-5	0-0	0-0	2	1	3	1	4	0	2	0	0	14
05	NIMLEY, Saah	g	1-6	0-4	1-4	1	1	2	2	3	4	4	0	3	28
10	SEXTON, Jeremy	g	2-7	2-4	0-0	0	0	0	0	6	3	5	0	1	22
00	HARPER, Arlon	g	6-7	0-0	2-2	1	3	4	3	14	2	1	0	2	24
04	STRICKLAND, Sheldon	g	0-4	0-1	2-2	0	1	1	1	2	3	1	0	0	16
15	GOMBWER, Paul	g	1-3	0-0	1-2	2	2	4	3	3	0	1	0	3	28
20	GRIER, Chris	g	2-2	0-0	0-0	0	1	1	2	4	1	0	0	1	7
Team															
Totals			26-56	8-19	13-21	11	23	34	14	73	17	18	1	17	200

FG % 1st Half: 8-24 33.3% 2nd half: 18-32 56.3% Game: 26-56 46.4%  
 3FG % 1st Half: 1-8 12.5% 2nd half: 7-11 63.6% Game: 8-19 42.1%  
 FT % 1st Half: 5-11 45.5% 2nd half: 8-10 80.0% Game: 13-21 61.9%

Officials: Ted Valentine  
 Technical fouls: Stetson-None. Charleston Southern-None.  
 Attendance: 891

Score by periods	1st	2nd	Total
Stetson	26	38	64
Charleston Southern	22	51	73

	In	Off	2nd	Fast	Bench
Points	14	7	7	0	17
Paint	26	6	8	8	23
T/O	7	7	0	0	17
Chance	7	7	0	0	17
Break	8	8	8	8	23

Last FG - STETSON 2nd-00:15, CSU 2nd-00:01.  
 Largest lead - STETSON by 12 1st-05:40, CSU by 10 2nd-00:31.

Score tied - 5 times.  
 Lead changed - 8 times.



Official Basketball Box Score - Game Totals - Final Statistics  
**ETSU vs Stetson**  
 12/01/11 7:15 p.m. at DeLand, Fla. (Edmunds Center)



**ETSU 65 • 3-3 (0-1 A-SUN)**

#	Player	Total		3-Ptr		Rebounds		PF	TP	A	TO	Blk	Stl	Min	
		FG-FGA	FT-FTA	FG-FGA	FT-FTA	Off	Def								Tot
41	BROWN, Isiah	f	9-12	0-0	2-4	1	4	5	4	20	1	3	2	0	31
05	COOLEY, Sheldon	g	2-6	0-1	2-4	0	2	2	1	6	5	1	0	1	28
13	HUBBARD, Tommy	g	3-9	0-1	0-1	1	4	5	5	6	0	4	0	2	32
23	DUBOSE, Marcus	g	3-7	1-4	4-6	1	4	5	2	11	1	4	0	3	30
43	SOLLAZO, Adam	g	5-10	0-2	3-4	0	1	1	2	13	6	3	0	1	28
00	WOUMN, Ryan	g	0-0	0-0	1-2	0	1	1	1	1	0	0	0	0	5
02	JONES, Jarvis	g	2-5	1-2	0-1	1	0	1	0	5	1	0	0	0	13
04	REMBERT, Rashawn	g	0-4	0-2	1-2	0	1	1	0	1	0	0	0	1	10
21	WALTON, John	g	0-4	0-0	0-0	3	0	3	0	0	0	1	0	0	6
34	PODERIS, Lukas	g	0-0	0-0	0-0	0	3	3	0	0	0	0	0	1	9
44	WARD, J.C.	g	1-1	0-0	0-0	1	0	1	1	2	0	0	0	0	8
Team															
Totals			25-58	2-12	13-24	8	20	28	16	65	14	16	4	11	200

FG % 1st Half: 10-21 47.6% 2nd half: 15-37 40.5% Game: 25-58 43.1%  
 3FG % 1st Half: 1-5 20.0% 2nd half: 1-7 14.3% Game: 2-12 16.7%  
 FT % 1st Half: 4-8 50.0% 2nd half: 9-16 56.3% Game: 13-24 54.2%

**Stetson 73 • 4-3 (1-0 A-SUN)**

#	Player	Total		3-Ptr		Rebounds		PF	TP	A	TO	Blk	Stl	Min	
		FG-FGA	FT-FTA	FG-FGA	FT-FTA	Off	Def								Tot
24	Liam McInerney	f	2-3	0-0	0-0	1	6	7	3	4	0	4	2	0	32
41	Adam Pegg	c	5-9	0-0	2-3	3	6	9	3	12	1	3	0	0	20
01	Dennis Diaz	g	0-2	0-2	0-0	0	1	1	0	0	3	2	0	0	11
11	Aaron Graham	g	6-10	5-7	3-5	0	4	4	3	20	7	3	0	2	35
23	Chris Perez	g	5-11	1-2	3-5	0	1	1	4	14	3	4	0	2	35
03	Willie Green	g	2-5	0-0	1-4	2	3	5	1	5	1	1	1	0	23
12	Joel Naburgs	g	5-11	5-11	0-0	2	7	9	2	15	5	3	0	1	26
21	Jermol Paul	g	0-1	0-0	2-4	1	0	1	2	2	0	1	0	0	5
22	Tyshawn Patterson	g	0-1	0-1	0-0	1	1	2	1	0	0	2	0	0	5
33	J.R. Weston	g	0-1	0-1	1-2	0	2	2	1	1	0	0	0	0	8
Team															
Totals			25-54	11-24	12-23	13	32	45	20	73	20	23	3	5	200

FG % 1st Half: 10-24 41.7% 2nd half: 15-30 50.0% Game: 25-54 46.3%  
 3FG % 1st Half: 5-14 35.7% 2nd half: 6-10 60.0% Game: 11-24 45.8%  
 FT % 1st Half: 3-6 50.0% 2nd half: 9-17 52.9% Game: 12-23 52.2%

Officials: Brett Smith, Darryl Smith, Bart Lenox  
 Technical fouls: ETSU-None. Stetson-None.  
 Attendance: 1046

Score by periods	1st	2nd	Total
ETSU	25	40	65
Stetson	28	45	73

	In	Off	2nd	Fast	Bench
Points	44	23	6	8	9
Paint	26	9	9	8	23
T/O	9	9	0	0	17
Chance	9	9	0	0	17
Break	8	8	8	8	23

Last FG - ETSU 2nd-00:18, STETSON 2nd-00:31.  
 Largest lead - ETSU by 3 1st-12:35, STETSON by 22 2nd-09:32.

Score tied - 2 times.  
 Lead changed - 4 times.



Official Basketball Box Score - Game Totals - Final Statistics  
**Stetson vs UF**  
 11/28/11 7 p.m. at Orlando, Fla. (Amway Center)



**Stetson 70 • 3-3**

#	Player	Total		3-Ptr		Rebounds		PF	TP	A	TO	Blk	Stl	Min	
		FG-FGA	FT-FTA	FG-FGA	FT-FTA	Off	Def								Tot
24	Liam McInerney	f	0-5	0-2	5-6	3	2	5	1	5	2	1	0	0	29
41	Adam Pegg	c	6-11	0-1	7-9	1	3	4	4	19	3	2	0	1	25
11	Aaron Graham	g	1-7	0-4	2-2	0	2	2	4	4	4	3	2	0	26
12	Joel Naburgs	g	1-6	0-3	0-0	0	8	8	0	2	0	1	0	1	19
23	Chris Perez	g	8-14	0-2	4-5	1	2	3	4	20	1	2	0	0	30
01	Dennis Diaz	g	3-5	1-3	2-2	1	2	3	1	9	1	4	0	0	17
03	Willie Green	g	5-7	0-0	1-3	0	5	5	1	11	0	2	1	0	23
21	Jermol Paul	g	0-0	0-0	0-0	0	0	0	0	0	0	0	0	0	4
22	Tyshawn Patterson	g	0-1	0-1	0-2	0	2	2	1	0	2	3	0	2	16
33	J.R. Weston	g	0-2	0-1	0-0	0	0	0	3	0	1	0	0	0	11
Team															
Totals			24-58	1-17	21-29	10	27	37	19	70	14	18	3	4	200

FG % 1st Half: 12-29 41.4% 2nd half: 12-29 41.4% Game: 24-58 41.4%  
 3FG % 1st Half: 1-9 11.1% 2nd half: 0-8 0.0% Game: 1-17 5.9%  
 FT % 1st Half: 6-7 85.7% 2nd half: 15-22 68.2% Game: 21-29 72.4%

**UF 96 • 5-1**

#	Player	Total		3-Ptr		Rebounds		PF	TP	A	TO	Blk	Stl	Min
		FG-FGA	FT-FTA	FG-F										



Official Basketball Box Score -- Game Totals -- Final Statistics  
**USC Upstate vs Stetson**  
 12/17/11 3:15 pm at DeLand, Fla. (Edmunds Center)



**USC Upstate 79 • 7-5 (1-0 A-Sun)**

#	Player	Total			3-Ptr			Rebounds			PF	TP	A	TO	Blk	Stl	Min
		FG-FGA	FG-FGA	FT-FTA	FG-FGA	FG-FGA	FT-FTA	Off	Def	Tot							
12	GLENN, Ricardo	f	4-8	0-0	4-4	8	6	14	3	12	1	1	0	3	24		
23	CRAIG, Torrey	f	4-14	1-8	4-7	1	6	7	3	13	0	2	0	2	35		
32	ROGERS, Chalmers	f	2-2	1-1	0-0	0	1	1	1	5	0	0	0	0	10		
05	GREENE, Ty	g	7-13	4-5	3-3	0	3	3	0	21	2	2	0	1	32		
31	BLESSING, Mario	g	2-4	2-3	2-2	1	1	2	2	8	0	0	0	0	26		
13	MILLER, Fred	g	0-0	0-0	0-0	1	0	1	0	0	0	0	0	0	5		
15	RODGERS, Adrian	g	2-6	0-0	2-2	0	0	0	1	6	6	0	0	0	17		
24	MAXEY, Jodd	g	3-4	0-0	0-0	2	0	2	4	6	3	3	1	5	19		
30	ELAM, Rob	g	1-2	0-0	0-0	0	0	0	0	2	0	0	1	0	10		
33	COOK, Carter	g	0-1	0-1	0-0	0	0	0	0	2	0	1	0	0	5		
24	OLUMUYIWA, Babatund	g	2-6	0-0	2-3	0	0	0	1	6	0	2	1	3	17		
Team						0	2	2									
Totals			27-60	8-18	17-21	13	19	32	17	79	12	11	3	14	200		

FG % 1st Half: 9-27 33.3% 2nd half: 18-33 54.5% Game: 27-60 45.0% Deadball Rebounds 1,1  
 3FG % 1st Half: 5-9 55.6% 2nd half: 3-9 33.3% Game: 8-18 44.4%  
 FT % 1st Half: 9-12 75.0% 2nd half: 8-9 88.9% Game: 17-21 81.0%

**Stetson 63 • 4-5 (1-1 A-Sun)**

#	Player	Total			3-Ptr			Rebounds			PF	TP	A	TO	Blk	Stl	Min
		FG-FGA	FG-FGA	FT-FTA	FG-FGA	FG-FGA	FT-FTA	Off	Def	Tot							
24	Liam McInerney	f	2-3	1-1	0-0	0	3	3	0	5	2	4	0	1	26		
41	Adam Pegg	c	5-10	0-1	0-0	2	2	4	2	10	2	2	0	1	30		
11	Aaron Graham	g	3-8	2-6	2-3	0	4	4	4	10	3	1	0	1	34		
12	Joel Naburgs	g	2-7	2-4	4-7	1	4	5	3	10	4	5	1	0	35		
23	Chris Perez	g	6-10	0-1	0-1	2	1	3	5	12	0	0	0	2	21		
01	Dennis Diaz	g	1-3	0-2	0-0	0	1	1	2	2	0	2	0	1	14		
03	Willie Green	g	1-4	0-0	4-4	2	1	3	1	6	1	3	2	0	16		
21	Jermol Paul	g	1-2	0-0	0-0	1	0	1	1	2	0	0	0	0	9		
22	Tyshawn Patterson	g	2-3	0-0	2-2	1	3	4	2	6	2	3	0	0	15		
Team						2	1	3									
Totals			23-50	5-15	12-17	11	20	31	20	63	14	20	3	6	200		

FG % 1st Half: 13-28 46.4% 2nd half: 10-22 45.5% Game: 23-50 46.0% Deadball Rebounds 1,3  
 3FG % 1st Half: 4-8 50.0% 2nd half: 1-7 14.3% Game: 5-15 33.3%  
 FT % 1st Half: 5-6 83.3% 2nd half: 7-11 63.6% Game: 12-17 70.6%

Officials: Billy Dunlap, Marc Ellard, Freddie Williams  
 Technical fouls: USC Upstate-None. Stetson-None.  
 Attendance: 625

Score by periods	1st	2nd	Total
USC Upstate	32	47	79
Stetson	35	28	63

	In	Off	2nd	Fast	Bench
Points	Paint	T/O	Chance	Break	
USC Upstate	26	30	17	4	20
Stetson	32	10	8	16	

Last FG - UPST 2nd-00:01, STETSON 2nd-02:13.  
 Largest lead - UPST by 16 2nd-00:01, STETSON by 12 1st-05:54.

Score tied - 3 times.  
 Lead changed - 8 times.



Official Basketball Box Score -- Game Totals -- Final Statistics  
**Charleston Southern vs Stetson**  
 12/21/11 7:00 pm at DeLand, Fla. (Edmunds Center)



**Charleston Southern 88 • 7-4**

#	Player	Total			3-Ptr			Rebounds			PF	TP	A	TO	Blk	Stl	Min
		FG-FGA	FG-FGA	FT-FTA	FG-FGA	FG-FGA	FT-FTA	Off	Def	Tot							
01	MARTIN, Kelvin	f	8-13	0-1	0-1	1	7	8	1	16	3	3	3	2	38		
23	MUO, Mathiang	f	1-10	0-3	0-0	3	4	7	2	2	1	2	1	2	38		
24	BOWEN, Cedrick	f	7-8	0-0	3-5	3	3	6	1	17	1	2	1	1	21		
00	HARPER, Arlon	g	3-8	3-4	2-2	0	4	4	4	11	1	2	0	3	21		
05	NIMLEY, Saah	g	8-14	3-7	4-6	0	2	2	2	23	12	6	0	0	33		
04	STRICKLAND, Sheldon	g	5-8	3-4	1-3	1	3	4	1	14	3	0	0	0	26		
12	DETER, Mitchell	g	0-0	0-0	0-0	0	0	0	0	0	0	0	0	0	2		
15	GOMBWER, Paul	g	2-5	0-0	1-2	2	1	3	4	5	1	1	0	3	21		
Team						1	2	3									
Totals			34-66	9-19	11-19	11	26	37	15	88	22	16	5	11	200		

FG % 1st Half: 15-35 42.9% 2nd half: 19-31 61.3% Game: 34-66 51.5% Deadball Rebounds 0,2  
 3FG % 1st Half: 2-8 25.0% 2nd half: 7-11 63.6% Game: 9-19 47.4%  
 FT % 1st Half: 5-9 55.6% 2nd half: 6-10 60.0% Game: 11-19 57.9%

**Stetson 81 • 4-6**

#	Player	Total			3-Ptr			Rebounds			PF	TP	A	TO	Blk	Stl	Min
		FG-FGA	FG-FGA	FT-FTA	FG-FGA	FG-FGA	FT-FTA	Off	Def	Tot							
24	Liam McInerney	f	0-1	0-1	0-2	1	0	1	3	0	4	1	0	2	16		
41	Adam Pegg	c	4-11	1-2	0-0	2	4	6	3	9	1	3	1	0	20		
11	Aaron Graham	g	3-6	3-6	0-0	2	4	6	5	9	6	1	0	3	29		
12	Joel Naburgs	g	5-12	3-8	1-2	2	7	9	2	14	3	2	0	1	31		
23	Chris Perez	g	10-18	3-7	0-0	1	2	3	1	23	1	3	0	1	34		
01	Dennis Diaz	g	1-6	1-4	2-2	2	0	2	1	5	0	1	0	0	10		
02	Amara Thompson	g	2-5	0-1	1-2	1	0	1	2	5	0	4	0	1	9		
03	Willie Green	g	4-7	1-1	1-1	1	4	5	1	10	2	2	2	1	30		
21	Jermol Paul	g	1-2	1-1	1-2	0	2	2	4	4	2	1	0	0	13		
22	Tyshawn Patterson	g	0-0	0-0	2-2	0	2	2	0	2	4	2	1	0	8		
Team						1	1	2									
Totals			30-68	13-31	8-13	13	26	39	22	81	23	20	4	9	200		

FG % 1st Half: 13-30 43.3% 2nd half: 17-38 44.7% Game: 30-68 44.1% Deadball Rebounds 2,3  
 3FG % 1st Half: 7-14 50.0% 2nd half: 6-17 35.3% Game: 13-31 41.9%  
 FT % 1st Half: 7-11 63.6% 2nd half: 1-2 50.0% Game: 8-13 61.5%

Officials: Rick Crawford, Alfred W. Smith, Bruce Benedict  
 Technical fouls: Charleston Southern-None. Stetson-None.  
 Attendance: 1035

Score by periods	1st	2nd	Total
Charleston Southern	37	51	88
Stetson	40	41	81

	In	Off	2nd	Fast	Bench
Points	Paint	T/O	Chance	Break	
Charleston Southern	48	15	11	4	19
Stetson	32	11	5	14	26

Last FG - CSU 2nd-01:27, STETSON 2nd-00:26.  
 Largest lead - CSU by 7 2nd-00:11, STETSON by 13 1st-07:29.

Score tied - 6 times.  
 Lead changed - 4 times.



Official Basketball Box Score -- Game Totals -- Final Statistics  
**Stetson vs UCF**  
 12/29/11 7 p.m. at Orlando, Fla. (UCF Arena)



**Stetson 70 • 4-7**

#	Player	Total			3-Ptr			Rebounds			PF	TP	A	TO	Blk	Stl	Min
		FG-FGA	FG-FGA	FT-FTA	FG-FGA	FG-FGA	FT-FTA	Off	Def	Tot							
24	Liam McInerney	f	0-4	0-1	2-2	3	2	5	4	2	2	0	2	0	27		
41	Adam Pegg	c	6-13	1-3	4-4	1	2	3	1	17	1	2	0	1	28		
11	Aaron Graham	g	3-9	2-6	6-7	2	0	2	3	14	2	1	0	2	24		
12	Joel Naburgs	g	4-8	2-6	0-0	2	2	4	4	10	2	1	0	0	25		
23	Chris Perez	g	6-17	1-5	2-3	2	0	2	4	15	2	2	0	3	35		
01	Dennis Diaz	g	0-2	0-0	0-0	0	1	1	0	0	1	1	0	0	8		
02	Amara Thompson	g	1-2	0-0	1-2	0	2	2	3	3	1	4	0	0	19		
03	Willie Green	g	3-6	1-2	0-0	1	3	4	3	7	3	2	3	0	23		
21	Jermol Paul	g	0-0	0-0	0-0	0	1	1	0	0	0	0	0	0	2		
22	Tyshawn Patterson	g	1-3	0-0	0-0	0	0	0	1	2	0	0	0	0	9		
Team						3	6	9									
Totals			24-64	7-23	15-18	14	19	33	23	70	14	13	5	6	200		

FG % 1st Half: 11-28 39.3% 2nd half: 13-36 36.1% Game: 24-64 37.5% Deadball Rebounds 1  
 3FG % 1st Half: 4-10 40.0% 2nd half: 3-13 23.1% Game: 7-23 30.4%  
 FT % 1st Half: 3-4 75.0% 2nd half: 12-14 85.7% Game: 15-18 83.3%

**UCF 80 • 9-3**

#	Player	Total			3-Ptr			Rebounds			PF	TP	A	TO	Blk	Stl	Min
		FG-FGA	FG-FGA	FT-FTA	FG-FGA	FG-FGA	FT-FTA	Off	Def	Tot							
00	DAYS, Rod	f	0-2	0-2	0-0	0	2	2	2	0	0	1	0	0	13		
33	CLANTON, Keith	f	4-11	1-3	2-4	5	7	12	2	11	3	3	2	1	37		
24	CRITTLE, Josh	c	1-2	0-0	0-0	0	3	3	2	2	1	2	0	1	18		
05	JORDAN, Marcus	g	8-13	4-7	6-7	0	2	2	0	26	3	4	0	0	33		
32	SYKES, Isaiah	g	9-14	0-1	2-4	4	5	9	2	20	3	2	0	4	34		
01	SPURLOCK, Tristan	g	3-7	2-5	5-7	2	4	6	0	13	1	1	1	0	25		
10	McCOMBS, Dwight	g	0-1	0-0	0-0	1	1	2	0	0	0	0	2	0	10		
13	JORDAN, Jeff	g	1-1	0-0	0-3	0	0	0	2	2	1	0	0	0	16		
21	GAYNOR, P.J.	g	1-1	0-0	0-1	0	1	1	2	2	0	1	0	0	8		
22	WILSON, Kasey	g	2-4	0-1	0-0	0	1	1	1	4	0	0	0	0	6		
Team						3	2	5	</								



Official Basketball Box Score -- Game Totals -- Final Statistics  
**Stetson vs Kennesaw State**  
 1/12/12 7:00 p.m. at Kennesaw, Ga. - KSU Convocation Center



**Stetson 66 • 5-8, 2-1 A-Sun**

#	Player	Total		3-Ptr		Rebounds			PF	TP	A	TO	Blk	Stl	Min
		FG-FGA	FG-FGA	FT-FTA	Off	Def	Tot								
11	Aaron Graham	* 5-11	4-8	1-2	0	3	3	1	15	0	2	0	0	0	31
12	Joel Naburgs	* 1-5	1-4	0-1	0	5	5	1	3	6	0	0	0	0	29
23	Chris Perez	* 8-11	3-5	5-7	1	6	7	2	24	3	1	0	1	34	
24	Liam McInerney	* 1-1	0-0	0-0	1	0	1	2	2	2	1	0	0	14	
41	Adam Pegg	* 5-14	0-1	0-0	5	4	9	4	10	2	3	1	0	32	
01	Dennis Diaz	1-3	1-2	0-0	1	0	1	0	3	0	0	0	0	4	
02	Amara Thompson	3-4	1-1	2-4	0	6	6	2	9	5	3	0	1	23	
03	Willie Green	0-1	0-0	0-0	1	3	4	2	0	0	0	2	0	19	
21	Jermol Paul	0-0	0-0	0-0	0	0	0	0	0	0	0	0	0	4	
22	Tyshawn Patterson	0-1	0-0	0-0	0	1	1	1	0	0	1	0	2	10	
	Team				0	0	0								
	Totals	24-51	10-21	8-14	9	28	37	15	66	18	13	3	4	200	

FG % 1st Half: 12-27 44.4% 2nd half: 12-24 50.0% Game: 24-51 47.1% Deadball Rebounds 2  
 3FG % 1st Half: 5-12 41.7% 2nd half: 5-9 55.6% Game: 10-21 47.6%  
 FT % 1st Half: 3-4 75.0% 2nd half: 5-10 50.0% Game: 8-14 57.1%

**Kennesaw State 62 • 3-11, 0-3 A-Sun**

#	Player	Total		3-Ptr		Rebounds			PF	TP	A	TO	Blk	Stl	Min
		FG-FGA	FG-FGA	FT-FTA	Off	Def	Tot								
02	Cummings, Markeith	* 6-12	0-2	5-5	2	5	7	1	17	2	3	2	1	36	
03	Love, Albert	* 4-10	2-7	0-0	1	0	1	1	10	4	3	0	1	37	
05	Dixon, Spencer	* 6-19	3-11	0-0	1	2	3	5	15	6	1	0	2	40-	
21	Anderson, Aaron	* 6-7	0-0	0-4	1	8	9	2	12	1	0	1	1	33	
35	Dawson, Brandon	* 2-3	0-0	4-6	0	7	7	2	8	1	0	1	0	29	
04	Henry, Romain	0-2	0-0	0-0	1	0	1	3	0	1	3	0	0	22	
11	Turner, Nick	0-2	0-1	0-0	0	0	0	0	0	0	0	0	0	3	
	Team				1	1	2								
	Totals	24-55	5-21	9-15	7	23	30	14	62	15	10	4	5	200	

FG % 1st Half: 8-26 30.8% 2nd half: 16-29 55.2% Game: 24-55 43.6% Deadball Rebounds 2  
 3FG % 1st Half: 1-9 11.1% 2nd half: 4-12 33.3% Game: 5-21 23.8%  
 FT % 1st Half: 4-6 66.7% 2nd half: 5-9 55.6% Game: 9-15 60.0%

Officials: Doug Shows, Chuck Jones and Antinio Petty  
 Technical fouls: Stetson-None. Kennesaw State-None.  
 Attendance: 884

Score by periods	1st	2nd	Total
Stetson	32	34	66
Kennesaw State	21	41	62

Points	In	Off	2nd	Fast	Bench
STETSON	Paint	T/O	Chance	Break	
KSU	20	11	11	2	4
	34	9	6	4	0

Last FG - STETSON 2nd-01:22, KSU 2nd-00:13.  
 Largest lead - STETSON by 11 1st-00:22, KSU by 9 1st-10:44.

Score tied - 5 times.  
 Lead changed - 1 time.



Official Basketball Box Score -- Game Totals -- Final Statistics  
**Jacksonville vs Stetson**  
 01/07/12 4:00 pm at DeLand, Fla. (Edmunds Center)



**Jacksonville 61 • 2-13 (0-4 A-Sun)**

#	Player	Total		3-Ptr		Rebounds			PF	TP	A	TO	Blk	Stl	Min
		FG-FGA	FG-FGA	FT-FTA	Off	Def	Tot								
21	GRAHAM, Delwan	f 1-2	0-0	0-0	2	0	2	2	2	0	1	0	0	6	
02	POWELL, Glenn	f 7-10	0-0	1-2	1	4	5	3	15	0	4	1	0	29	
42	POWELL, Russell	g 4-10	1-2	4-6	0	1	1	2	13	6	3	0	2	32	
20	McDOUGALD, Keith	g 4-11	2-4	3-4	2	1	3	4	13	1	2	0	1	29	
23	GALVIN, Tevin	g 4-9	1-5	1-2	0	5	5	4	10	1	3	0	4	29	
05	GRAHAM, Evin	0-3	0-1	2-2	1	1	2	1	2	0	0	0	1	15	
11	DAVIS, Chris	0-4	0-0	1-2	2	0	2	1	1	0	0	0	1	16	
12	JEFFERS, Shamile	1-1	0-0	3-4	3	1	4	3	5	0	0	0	0	9	
15	CABELL, Aloys	0-6	0-2	0-0	0	0	0	2	0	5	2	0	1	22	
22	SAHBEGOVIC, Admir	0-2	0-0	0-0	2	3	5	2	0	0	0	0	0	13	
	Team				1	1	2								
	Totals	21-58	4-14	15-22	14	17	31	24	61	13	16	1	10	200	

FG % 1st Half: 9-27 33.3% 2nd half: 12-31 38.7% Game: 21-58 36.2% Deadball Rebounds 5  
 3FG % 1st Half: 3-7 42.9% 2nd half: 1-7 14.3% Game: 4-14 28.6%  
 FT % 1st Half: 6-8 75.0% 2nd half: 9-14 64.3% Game: 15-22 68.2%

**Stetson 73 • 6-9 (3-2 A-Sun)**

#	Player	Total		3-Ptr		Rebounds			PF	TP	A	TO	Blk	Stl	Min
		FG-FGA	FG-FGA	FT-FTA	Off	Def	Tot								
24	Liam McInerney	f 0-1	0-1	2-3	1	5	6	2	2	2	3	0	1	25	
41	Adam Pegg	f 7-11	0-0	5-9	3	4	7	3	19	1	3	0	1	30	
11	Aaron Graham	g 5-7	1-3	3-4	2	0	2	5	14	0	5	0	1	24	
12	Joel Naburgs	g 3-6	2-4	2-2	0	2	2	1	10	4	2	0	2	32	
23	Chris Perez	g 5-10	0-4	6-8	0	2	2	2	16	3	0	0	1	33	
01	Dennis Diaz	0-0	0-0	0-0	0	0	0	1	0	0	0	0	0	6	
02	Amara Thompson	1-2	0-1	1-2	0	0	0	3	3	1	4	0	0	19	
03	Willie Green	2-4	1-2	2-2	0	5	5	0	7	3	2	1	1	23	
21	Jermol Paul	0-0	0-0	0-0	0	0	0	1	0	0	0	0	0	1	
22	Tyshawn Patterson	1-3	0-1	0-0	0	2	2	4	2	0	2	0	0	7	
	Team				2	5	7								
	Totals	24-44	4-16	21-30	8	25	33	22	73	14	21	1	7	200	

FG % 1st Half: 12-20 60.0% 2nd half: 12-24 50.0% Game: 24-44 54.5% Deadball Rebounds 4  
 3FG % 1st Half: 3-5 60.0% 2nd half: 1-11 9.1% Game: 4-16 25.0%  
 FT % 1st Half: 7-10 70.0% 2nd half: 14-20 70.0% Game: 21-30 70.0%

Officials: Earnie Pheal, Rick Shoulders, Clyde Owens  
 Technical fouls: Jacksonville-None. Stetson-None.  
 Attendance: 1267

Score by periods	1st	2nd	Total
Jacksonville	27	34	61
Stetson	34	39	73

Points	In	Off	2nd	Fast	Bench
JU	Paint	T/O	Chance	Break	
STETSON	32	21	8	4	8
	28	25	12	4	12

Last FG - JU 2nd-00:45, STETSON 2nd-02:40.  
 Largest lead - JU by 6 1st-09:32, STETSON by 13 2nd-04:05.

Score tied - 7 times.  
 Lead changed - 6 times.



Official Basketball Box Score -- Game Totals -- Final Statistics  
**Stetson vs Mercer**  
 1/4/12 7:30 p.m. at Macon, Ga. - University Center



**Stetson 59 • 5-9 (2-2 A-Sun)**

#	Player	Total		3-Ptr		Rebounds			PF	TP	A	TO	Blk	Stl	Min
		FG-FGA	FG-FGA	FT-FTA	Off	Def	Tot								
11	Aaron Graham	* 1-10	0-6	1-1	1	1	2	4	3	0	2	0	0	32	
12	Joel Naburgs	* 3-8	1-6	5-7	0	3	3	3	12	0	1	0	2	23	
23	Chris Perez	* 3-8	2-3	3-6	1	0	1	1	11	2	2	0	2	33	
24	Liam McInerney	* 1-2	0-0	0-0	0	2	2	5	2	1	1	0	1	20	
41	Adam Pegg	* 8-12	0-1	4-4	3	2	5	4	20	0	0	0	0	29	
01	Dennis Diaz	1-2	1-2	0-0	0	0	0	2	3	1	0	0	0	8	
02	Amara Thompson	1-2	0-0	0-0	1	1	2	0	2	3	3	1	2	14	
03	Willie Green	2-6	0-2	0-0	3	3	6	3	4	0	0	1	0	17	
21	Jermol Paul	0-1	0-1	0-0	0	1	1	0	0	0	3	0	0	6	
22	Tyshawn Patterson	1-5	0-2	0-0	1	2	3	0	2	0	1	0	1	18	
	Team				1	3	4								
	Totals	21-56	4-23	13-18	11	18	29	22	59	7	13	2	8	200	

FG % 1st Half: 11-26 42.3% 2nd half: 10-30 33.3% Game: 21-56 37.5% Deadball Rebounds 3  
 3FG % 1st Half: 4-14 28.6% 2nd half: 0-9 0.0% Game: 4-23 17.4%  
 FT % 1st Half: 2-2 100.0% 2nd half: 11-16 68.8% Game: 13-18 72.2%

**Mercer 75 • 11-6 (3-1 A-Sun)**

#	Player	Total		3-Ptr		Rebounds			PF	TP	A	TO	Blk	Stl	Min
		FG-FGA	FG-FGA	FT-FTA	Off	Def	Tot								
05	THOMAS, Bud	* 7-11	0-2	2-4	2	4	6	2	16	0	3	0	1	33	
15	CECIL, Justin	* 4-9	2-6	2-2	1	1	2	1	12	0	2	0	1	25	
20	GOLLON, Jakob	* 5-8	0-1	1-1	0	7	7	2	11	4	2	0	0	31	
21	HALL, Langston	* 1-7	0-4	3-4	1	4	5	0	5	6	2	1	2	32	
52	COURSEY, Daniel	* 3-5	0-0	1-3	1	4	5	2	7	3	0	0	0	19	
00	MISKIMON, R.J.	0-0	0-0	0-0	0	1	1	0	0	0	0	0	0	0+	



Official Basketball Box Score -- Game Totals -- Final Statistics  
**Stetson vs BELMONT**  
 1/14/12 7:15pm at Curb Event Center



**Stetson 71 • 7-10,4-3 A-Sun**

#	Player	Total		3-Ptr		Rebounds			PF	TP	A	TO	Blk	Stl	Min
		FG-FGA	FG-FGA	FT-FTA	Off	Def	Tot								
11	Aaron Graham	* 5-12	4-11	1-2	1	3	4	2	15	4	3	1	3	31	
12	Joel Naburgs	* 0-2	0-1	0-0	0	1	1	1	0	4	2	0	0	25	
23	Chris Perez	* 3-10	1-3	3-5	2	1	3	4	10	2	5	0	1	30	
24	Liam McInerney	* 3-6	3-6	0-0	1	3	4	2	9	3	3	1	0	25	
41	Adam Pegg	* 7-11	4-5	2-2	0	3	3	2	20	3	1	0	1	27	
01	Dennis Diaz	1-4	1-3	0-0	0	0	0	0	3	0	0	0	0	11	
02	Amara Thompson	1-2	1-2	0-0	1	0	1	1	3	0	3	0	0	16	
03	Willie Green	3-5	0-1	2-2	2	5	7	2	8	1	1	1	1	23	
21	Jermol Paul	0-0	0-0	0-0	0	0	0	1	0	0	0	0	1	5	
22	Tyshawn Patterson	1-2	1-1	0-0	0	1	1	3	3	1	1	0	1	7	
Team					2	0	2								
Totals		24-54	15-33	8-11	9	17	26	18	71	18	19	3	8	200	

FG % 1st Half: 9-25 36.0% 2nd half: 15-29 51.7% Game: 24-54 44.4% Deadball Rebounds 2  
 3FG % 1st Half: 7-16 43.8% 2nd half: 8-17 47.1% Game: 15-33 45.5%  
 FT % 1st Half: 6-9 66.7% 2nd half: 2-2 100.0% Game: 8-11 72.7%

**BELMONT 84 • 12-6, 5-1 A-Sun**

#	Player	Total		3-Ptr		Rebounds			PF	TP	A	TO	Blk	Stl	Min
		FG-FGA	FG-FGA	FT-FTA	Off	Def	Tot								
01	HANLEN, Drew	* 4-9	4-8	0-0	1	2	3	1	12	8	2	0	1	34	
03	JOHNSON, Kerron	* 5-11	0-2	9-11	2	1	3	0	19	8	1	1	3	30	
21	CLARK, Ian	* 4-9	1-5	0-0	0	5	5	2	9	3	2	0	0	27	
32	SAUNDERS, Scott	* 1-2	0-0	0-0	1	3	4	2	2	2	4	0	1	17	
34	HEDGEPEETH, Mick	* 11-12	0-0	2-2	4	3	7	1	24	0	1	1	0	26	
02	JENKINS, Blake	3-6	0-2	1-1	0	2	2	1	7	0	1	0	1	15	
14	MANN, JJ	1-4	0-3	3-4	0	1	1	1	5	0	0	0	3	18	
22	CHAMBERLAIN, Reece	0-0	0-0	0-0	0	0	0	0	0	1	0	0	1	4	
24	BARNES, Adam	0-0	0-0	0-0	0	0	0	2	0	0	1	0	0	6	
30	NOACK, Trevor	2-3	0-1	0-0	1	3	4	3	4	0	3	0	0	15	
45	BAKER, Brandon	1-3	0-1	0-0	1	1	2	1	2	0	0	0	0	8	
Team					3	1	4								
Totals		32-59	5-22	15-18	13	22	35	14	84	22	16	2	10	200	

FG % 1st Half: 12-27 44.4% 2nd half: 20-32 62.5% Game: 32-59 54.2% Deadball Rebounds 0  
 3FG % 1st Half: 2-11 18.2% 2nd half: 3-11 27.3% Game: 5-22 22.7%  
 FT % 1st Half: 3-4 75.0% 2nd half: 12-14 85.7% Game: 15-18 83.3%

Officials: Steve Pyatt, Jeff Smith, Marty McEachen  
 Technical fouls: Stetson-None. BELMONT-None.  
 Attendance: 2130

Score by periods	1st	2nd	Total
Stetson	31	40	71
BELMONT	29	55	84

Last FG - STETSON 2nd-00:26, BEL 2nd-01:19.  
 Largest lead - STETSON by 7 1st-07:05, BEL by 17 2nd-07:12.

Points	In	Off	2nd	Fast	Bench
STETSO	Paint	T/O	Chance	Break	
BEL	18	13	4	2	17
	50	24	13	8	18

Score tied - 4 times.  
 Lead changed - 6 times.



Official Basketball Box Score -- Game Totals -- Final Statistics  
**FGCU vs Stetson**  
 01/20/12 7:00 pm at DeLand, FL (Edmunds Center)



**FGCU 92 • 9-10 (5-4 A-Sun)**

#	Player	Total		3-Ptr		Rebounds			PF	TP	A	TO	Blk	Stl	Min
		FG-FGA	FG-FGA	FT-FTA	Off	Def	Tot								
20	FIELER, Chase	f 1-4	0-3	2-3	0	4	4	4	4	5	1	0	0	28	
34	CANTINOL, Kevin	c 1-1	0-0	0-2	0	1	1	0	2	0	1	0	0	15	
02	THOMPSON, Bernard	g 5-7	0-1	0-0	0	3	3	3	10	3	1	0	2	18	
03	COMER, Brett	g 8-10	0-1	8-8	0	4	4	2	24	7	5	0	2	32	
25	BROWN, Sherwood	g 4-8	2-5	1-2	0	3	3	1	11	0	2	1	1	29	
01	HOLMES, Dante	5-6	2-2	2-3	0	4	4	4	14	3	2	1	1	29	
05	VARIDEL, Christophe	3-6	2-5	4-4	0	1	1	0	12	0	1	0	2	18	
15	CVJETICANIN, Filip	2-4	2-4	0-0	0	0	0	2	6	0	2	0	0	10	
23	MURRAY, Eddie	4-5	1-1	0-0	2	2	4	3	9	0	0	1	1	21	
Team					0	1	1								
Totals		33-51	9-22	17-22	2	23	25	19	92	18	15	2	9	200	

FG % 1st Half: 16-26 61.5% 2nd half: 17-25 68.0% Game: 33-51 64.7% Deadball Rebounds 3  
 3FG % 1st Half: 6-15 40.0% 2nd half: 3-7 42.9% Game: 9-22 40.9%  
 FT % 1st Half: 2-4 50.0% 2nd half: 15-18 83.3% Game: 17-22 77.3%

**Stetson 85 • 7-12 (4-5 A-Sun)**

#	Player	Total		3-Ptr		Rebounds			PF	TP	A	TO	Blk	Stl	Min
		FG-FGA	FG-FGA	FT-FTA	Off	Def	Tot								
24	Liam McInerney	f 1-1	1-1	0-0	3	0	3	5	3	1	0	0	1	12	
41	Adam Pegg	c 9-19	1-2	5-6	9	1	10	2	24	0	1	0	0	35	
02	Amara Thompson	g 2-3	0-0	0-1	3	2	5	3	4	4	4	0	0	27	
11	Aaron Graham	g 4-14	2-10	9-11	0	2	2	3	19	3	0	0	1	21	
12	Joel Naburgs	g 2-9	2-8	2-2	2	4	6	2	8	5	3	0	1	37	
01	Dennis Diaz	0-2	0-2	1-2	0	0	0	1	1	1	2	0	1	8	
03	Willie Green	4-9	0-1	2-4	4	0	4	1	10	2	1	0	0	23	
21	Jermol Paul	0-0	0-0	0-0	0	0	0	0	0	0	1	0	0	3	
22	Tyshawn Patterson	3-5	2-2	0-0	2	2	4	1	8	1	2	0	0	15	
23	Chris Perez	4-11	0-2	0-0	2	4	6	2	8	0	0	0	3	19	
Team					0	3	3								
Totals		29-73	8-28	19-26	25	18	43	20	85	17	14	0	7	200	

FG % 1st Half: 13-37 35.1% 2nd half: 16-36 44.4% Game: 29-73 39.7% Deadball Rebounds 3  
 3FG % 1st Half: 5-13 38.5% 2nd half: 3-15 20.0% Game: 8-28 28.6%  
 FT % 1st Half: 7-10 70.0% 2nd half: 12-16 75.0% Game: 19-26 73.1%

Officials: Brian Shey, Jeff Smith, Glenn Tuitt  
 Technical fouls: FGCU-None. Stetson-None.  
 Attendance: 2175

Score by periods	1st	2nd	Total
FGCU	40	52	92
Stetson	38	47	85

Last FG - FGCU 2nd-01:47, STETSON 2nd-00:21.  
 Largest lead - FGCU by 11 2nd-09:59, STETSON by 7 2nd-16:54.

Score tied - 6 times.  
 Lead changed - 13 times.



Official Basketball Box Score -- Game Totals -- Final Statistics  
**Stetson vs Lipscomb**  
 01/16/12 6:30 p.m. at Nashville, TN - Allen Arena



**Stetson 103 • 7-11, 4-4 A-Sun**

#	Player	Total		3-Ptr		Rebounds			PF	TP	A	TO	Blk	Stl	Min
		FG-FGA	FG-FGA	FT-FTA	Off	Def	Tot								
24	Liam McInerney	f 1-3	1-3	0-0	0	2	2	1	3	0	1	0	1	14	
41	Adam Pegg	f 10-19	0-3	8-11	5	9	14	4	28	4	1	0	1	38	
11	Aaron Graham	g 7-17	4-12	6-6	1	3	4	2	24	2	3	2	3	35	
12	Joel Naburgs	g 2-8	2-7	0-0	0	7	7	1	6	3	1	0	1	32	
23	Chris Perez	g 9-13	5-7	0-1	4	3	7	5	23	0	1	0	0	32	
01	Dennis Diaz	2-4	1-3	0-0	1	1	2	2	5	1	1	0	0	12	
02	Amara Thompson	1-4	0-0	0-0	1	2	3	4	8	5	5	0	1	22	
03	Willie Green	2-3	0-0	0-0	0	2	2	3	4	3	0	1	1	29	
21	Jermol Paul	0-1	0-1	2-2	1	0	1	3	2	0	0	0	0	2	
22	Tyshawn Patterson	0-2	0-1	0-0	1	1	2	0	0	2	1	0	0	9	
Team					0	2	2								
Totals		34-74	13-37	22-30	14	32	46	25	103	20	16	3	8	225	

FG % 1st Half: 13-35 37.1% 2nd half: 17-32 53.1% OT: 4-7 57.1% Game: 34-74 45.9% Deadball Rebounds 4  
 3FG % 1st Half: 5-15 33.3% 2nd half: 5-16 31.3% OT: 3-6 50.0% Game: 13-37 35.1%  
 FT % 1st Half: 8-8 100.0% 2nd half: 10-18 55.6% OT: 4-4 100.0% Game: 22-30 73.3%

**Lipscomb 104 • 9-10, 4-3 A-Sun**

#	Player	Total		3-Ptr		Rebounds			PF	TP	A	TO	Blk	Stl	Min
		FG-FGA	FG-FGA	FT-FTA	Off	Def	Tot								
05	ARNETT, Jacob	f 7-9	2-3	6-7	1	5	6	4	22	3	4	0	0	37	
15	GLENN, Justin	f 6-9	0-0	0-3	2	11	13	4	12	3	2	2	0	33	
04	ALEXANDER, Deonte	g 4-7	1-4	0-2	0	2	2	2	9	3	0	0	0	28	
10	BURGASON, Jordan	g 9-17	4-10	2-3	0	5	5	3	24	1	1	0	0	39	
22	SMITH, Damarius	g 2-6	1-1	0-3	3	1	4	4	5	4</					