

1178

All-time victories in 98 seasons of HATTERS BASKETBALL. 2011-12 is the 99th season at SU.



Ricky Hazel, Assistant Athletics Director for Communications
 421 North Woodland Blvd, DeLand, FL, 32723
 O: 386.822.8130 :: C: 334.372.7032 :: F: 386.822.7486
 jhazel@stetson.edu :: www.GoHatters.com
 Follow me on Twitter (@RHazel_SID)

2011-12 SCHEDULE/RESULTS

NOVEMBER

DATE	OPPONENT	TV	TIME/RESULT
3	FLAGLER (exhib.)		W, 90-72
11	BETHUNE-COOKMAN		W, 65-60
14	at Florida A&M		W, 78-60
16	at Florida State	ESPN3.com	L, 79-66
19	SAINT LEO		W, 74-69
21	at Charleston Southern		L, 73-64
28	vs No. 9/10 Florida (1)	SUN	L, 96-70

DECEMBER

DATE	OPPONENT	TV	TIME
1	EAST TENNESSEE STATE*		W, 73-65
4	at Indiana	BTN	L, 84-50
17	USC UPSTATE*		L, 79-63
21	CHARLESTON SOUTHERN		L, 88-81
29	at UCF (2)		L, 80-70
30	vs James Madison (2)		L-OT, 71-69

JANUARY

DATE	OPPONENT	TV	TIME
2	at Kennesaw State*		W, 66-62
4	at Mercer*		L, 75-59
7	JACKSONVILLE*	ESPN3.com	W, 73-61
9	NORTH FLORIDA*		W, 68-64
14	at Belmont*		8:15 pm
16	at Lipscomb*		7:30 pm
20	FLORIDA GULF COAST*	CSS	7:00 pm
23	at Savannah State		7:00 pm
28	MERCER*		3:15 pm
30	KENNESAW STATE*		7:00 pm

FEBRUARY

DATE	OPPONENT	TV	TIME
4	at North Florida*		7:00 pm
6	at Jacksonville*		7:30 pm
11	LIPSCOMB*		3:15 pm
13	BELMONT*		7:00 pm
17	at Florida Gulf Coast*	CSS	7:00 pm
23	at East Tennessee State*		7:00 pm
25	at USC Upstate*		2:00 pm
29	Atlantic Sun Tournament (3)		TBA

SCHEDULE KEY

All times Eastern and Subject to change


* Atlantic Sun Conference game

Home games in **BOLD CAPS** played at the Edmunds Center (4,000)

(1) Florida Citrus Sports Shootout (Orlando, Florida)

(2) 2011 UCF Holiday Invitational (Orlando, Florida.)

(3) 2012 A-Sun Championship Tournament (Macon, Ga.)



STETSON HATTERS

2011-12 Record: 7-9
 A-Sun Record: 4-2
 Last Game: W vs UNF, 68-64
 Head Coach: Casey Alexander
 Career Record: 7-9 (1st year)
 Record at Stetson: Same

STATISTICAL LEADERS

Points: Adam Pegg (13.4)
 Reb: Joel Naburgs (5.5)
 Assists: Naburgs/Graham (2.4)
 Steals: Chris Perez (1.4)



BELMONT BRUINS

2011-12 Record: 11-6
 A-Sun Record: 4-1
 Last Game: L vs Lipscomb, 85-74
 Head Coach: Rick Byrd
 Career: 621-339 (31st year)
 at School: 529-284 (26th year)

STATISTICAL LEADERS

Points: Kerron Johnson (14.0)
 Reb: Mick Hedgepeth (6.2)
 Assists: Kerron Johnson (5.1)
 Steals: Kerron Johnson (1.6)

GAME RESET

Date: Saturday, January 14, 2012
 Tip-Off: 8:15 pm EST
 Location: Nashville, TN
 Arena: Curb Events Center (5,000)
 Television: none
 Talent: n/a
 Series (Overall): BEL leads 15-7
 in Nashville: BEL leads 7-3
 Alexander vs. BEL: First meeting






MULTIMEDIA

Hatter Vision broadcasts and offers live on-demand video streaming for home games and audio broadcasts for non-conference road games on the Stetson web (www.go-hatters.com). Murray Miller (play-by-play) and Harry Arnold (color) call the action. Hatters fans can also see video streaming for conference road games on A-Sun TV.

GAME DAY STORY LINES

- Stetson coach **Casey Alexander** will be returning to his alma mater for the first time as a collegiate head coach after spending the last 16 years on coach Rick Byrd's staff. In addition to having played and coached at Belmont, Alexander is a member of the Belmont Athletics Hall of Fame.
- The Hatters are coming off a perfect home-stand in which they earned A-Sun victories over Jacksonville and North Florida. Stetson is looking for its first three-game win streak since the 2008-09 season.
- During the eight previous seasons in which Stetson has faced both Belmont and Lipscomb in Nashville, the Hatters have never swept the two. The Hatters have been swept on the Nashville trip five times and has split the three other trips.
- Sophomore forward **Willie Green** had a career day on Monday against North Florida, scoring 17 points and grabbing 10 rebounds, both career highs. It was just the second double-double of the year for the Hatters. Aaron Graham had one against Bethune-Cookman in the season-opener.
- Junior center **Adam Pegg** scored a career-high 20 points in the Hatters' loss at Mercer. He had previously scored 19 points in a game twice this year. He has now scored in double figures 12 times this season. He had a streak of five straight double-figure efforts snapped on Monday when he fouled out with just nine points against North Florida.
- Junior guard **Aaron Graham** earned All-Tournament honors for his efforts in the UCF Holiday Classic. He averaged 20 points per game, including a career-high 26-point effort against JMU. Over the last three games Graham has averaged 18.3 points and 4.7 rebounds per outing.
- The Hatters had a season-low 10 turnovers in the win over North Florida on Monday. Stetson had just three turnovers in the first half of the game.
- Junior guards **J.R. Weston** and **Diego Morales** have missed the Hatters' last eight games. Both are questionable for the game against North Florida.
- Junior forward **Liam McInerney** came into the 2011-12 season having made just 1-of-22 from three-point range in his career. So far this year he is 7-of-17 from beyond the arc.

STETSON PROJECTED STARTING LINEUP NOTES

 12 Joel Naburgs Junior G A native of Melbourne, Australia ... Started 16 games in 2010-11 ... Averaged 7.8 points per game ... Had 10 double-figure scoring games, including a career-high 20 against Florida Gulf Coast ... Had 14 points and nine rebounds in the loss to Charleston Southern.	 11 Aaron Graham Sophomore G A native of Miramar ... Saw action in 30 games in 2010-11, 16 as a starter ... Has scored in double figures 14 times, including a career-best 26 points against James Madison ... Has hit a career-high five three-pointers in a game five times.
 24 Liam McInerney Junior F A native of Port Campbell in Victoria, Australia ... Has played in 75 games in his Stetson career ... Had a career-best 13 points against Florida A&M, hitting a pair of three-pointers ... Scored 13 points, all in the second half, in the win over Saint Leo.	 23 Chris Perez Sophomore G A native of Santiago in the Dominican Republic ... Attended Oldsmar Christian HS ... Played in 31 games as a freshman at Liberty in 2009-10 ... Set a new career-high with 24 points in the win over Kennesaw State ... Was held scoreless in loss to James Madison.
 41 Adam Pegg Junior C A native of Clearwater ... Sat out the 2010-11 season as a transfer from Delaware where he played in 62 games, starting 14 ... Set a new career-high with 20 points at Mercer ... Is averaging 15.6 points per game over his last six outings.	<p>Saturday's Game Officials</p> <p>Steve Pratt Jeff Smith Marty McEachan</p>

STETSON ATHLETIC MEDIA RELATIONS

Mailing Address: 421 N. Woodlands Blvd,
DeLand, FL 32723

Phone: 386.822.8130

Fax: 386.822.7486

MEDIA RELATIONS CONTACT

RICKY HAZEL Asst. AD/Communications

Office: 386.822.8130

Cell: 334.372.7032

E-Mail: rhazel@stetson.edu

WEEKLY INTERVIEWS

Head coach Casey Alexander and Stetson players will be made available for interviews in person or by telephone by request to Assistant AD Ricky Hazel.

All interviews with Stetson student-athletes must be coordinated through the Athletic Media Relations Office and requested with 24 hours advance notice.

Telephone interviews will be fulfilled at a time that does not interfere with the student-athlete's academic or practice schedule.

STETSON ATHLETICS WEBSITE

Game notes, statistics and preview stories along with photo galleries are all available on Stetson's athletic department website - www.GoHatters.com.

PRACTICE COVERAGE

Most Stetson Hatters basketball practices are open to the media. To arrange a visit to Stetson practice and/or interviews with Stetson players and coaches, please contact Stetson Assistant AD for Communications Ricky Hazel.

SOCIAL MEDIA

In addition to the following the most up-to-date information on Stetson's official athletics website, www.GoHatters.com, you can get exclusive behind-the-scenes look into the Stetson basketball program during the 2011-12 season with Stetson Assistant AD Ricky Hazel's Twitter account. You can follow him [@RHazel_SID](https://twitter.com/RHazel_SID). Also, be sure to follow [@StetsonSID](https://twitter.com/StetsonSID) for up to the minute updates on all of Stetson Athletics.

Other social media avenues for following the Hatters include the official Stetson Athletics Facebook page and the StetsonHatters YouTube Channel. Keep an eye open for regular video content from the Hatter Sports Network, a student run group that will be providing video content throughout the year.

Also keep track of the Hatters through Ricky Hazel's blog, "Adventures in Hatterland". Go to adventuresinhatterland.blogspot.com to keep up with his travels with the Hatters.

MEN'S BASKETBALL WEEKLY MEDIA PLANNER

Most practices are open to the media. For help covering Stetson men's basketball, contact Asst. AD for Communications Ricky Hazel.

FRIDAY

January 13

PRACTICE

Edmunds Center, 8 am

TRAVEL

Departure: 12:30 pm
Flight #2303 to
Nashville

SATURDAY

January 14

GAME 17

at Belmont, 8:15 pm
Curb Event Center
Nashville, Tenn.

SUNDAY

January 15

PRACTICE

Allen Arena, TBA

MONDAY

January 16

GAME 18

at Lipscomb, 7:30 pm
Allen Arena
Nashville, Tenn.

TUESDAY

January 17

TRAVEL

Departure: Noon
Flight #2973 to
Orlando

SERIES HISTORY

- This will be the 23rd all-time meeting between Stetson and Belmont in a series that dates back to the 1963-64 season. Stetson won five of the first six overall meetings, including three of the first four in A-Sun play, but the Bruins have dominated since the 2003-04 season, winning 14 of the last 16 games played.
- After the first meeting in December of 1963, the programs did not cross paths again until the year before Belmont joined the A-Sun. Of the 22 games, 19 have been in conference play and one, in 2006, was in the A-Sun Tournament.
- The Bruins had one eight straight in the series before Stetson took an 82-71 victory at home during the 2008-09 season. Since that Hatters win, Belmont has rolled off four more victories.
- Stetson has never won a season series against Belmont in a year when the teams played home-and-home. Belmont owns five season sweeps, including that 2005-06 season when the Bruins defeated the Hatters three times.

LAST MEETING

- Belmont shot a blistering 58.3 percent from the floor in the first half, including 8-of-16 from three-point range, to build a 16-point lead over the Hatters in Nashville.
- The Bruins got hot late in the first half, with Stetson up 18-17 at the 9:30 mark, the two teams went scoreless for three minutes before Belmont went on a 24-7 run to close the half.
- Stetson got to within 14 once in the second half, but Belmont pushed its lead to as many as 26 points.
- The Hatters shot just 48.8 percent from the floor in the game, but managed to hit just five three-pointers, while Belmont hit 13.

LOOKING AT THE BRUINS

- Belmont has been a remarkably consistent offensive team throughout the year, scoring at least 75 points in all but three games, all of which were losses.
- The Bruins come in with five players averaging in double figures, with averages ranging from 10.2 points up to 14.0 points.
- Belmont has lost consecutive games twice this season. The Bruins opened with road losses at Duke (77-76) and Memphis (99-81) and later had consecutive losses on the road to Miami (66-61) and Marshall (87-86).
- The Bruins are coming off their only home loss of the season. Belmont fell to cross-town rival Lipscomb last Sunday, losing 85-74.

UP NEXT

- The Hatters will close a two-game trip to Nashville when they face the Lipscomb Bison on Monday night. Lipscomb goes into the weekend with an 8-9 overall record, including a 3-2 mark in league play. The Bison will host Florida Gulf Coast on Saturday before entertaining the Hatters on Monday evening. The home games this weekend will be the first for Lipscomb since early December. The Bison have played seven straight on the road, posting a 2-5 mark over that stretch.

GOHATTERS.COM

- Stetson's official athletics web site can be found at www.GoHatters.com. The comprehensive site, which includes releases, photos, biographical sketches and audio/video broadcasts, is powered by Neulion.

WE ARE "THE HATTERS"

- The unlikely combination of a famous hat manufacturer and a university getting together produced a novel nickname for Stetson University. The athletic teams are

STATISTICAL COMPARISON

CATEGORY	STETSON	BELMONT
Overall Record	7-9	11-6
Scoring	68.1	79.2
Scoring Defense	72.9	68.6
Scoring Margin	-4.8	+10.6
Field Goal Pct	.436	.460
Field Goal Pct Defense	.437	.431
3-Pt Field Goal Pct	.349	.352
3-Pt Field Goal Pct Defense	.337	.331
Free Throw Pct	.679	.726
Rebounds per game	37.2	36.5
Opp. Rebounds per game	35.2	35.8
Rebounding Margin	+2.0	+0.7
Assists	233	269
Assists per game	14.6	15.8
Turnovers	309	210
Turnover margin	-5.3	+2.3
Assist/Turnover Ratio	0.8	1.3
Steals	101	140
Steals per game	6.3	8.2
Blocks	46	32
Blocks per game	2.9	1.9

SCOUTING THE OPPOSITION: BELMONT

2011-12 RECORD: 11-6
A-SUN RECORD: 4-1



GENERAL INFORMATION

Location: Nashville, TN
Founded: 1951
Enrollment: 6,374
Affiliation: NCAA Division I
Conference: Atlantic Sun
Nickname: Bruins
Colors: Red, Navy and White
President: Dr. Robert C. Fisher
AD: Mike Strickland
Arena: Curb Event Center (5,000)

COACHING STAFF

Head Coach: Rick Byrd
Career: 621-339 (31st year)
at Belmont: 529-284 (26th year)
Assistant Coaches:
 Brian Ayers, James Strong,
 Mark Price

MEDIA RELATIONS

MBB Contact: Greg Sage
E-mail: greg.sage@belmont.edu
Website: www.belmontbruins.com

TEAM INFORMATION

2010-11 Record: 30-5
A-Sun Record: 19-1
A-Sun Finish: 1st
Postseason: NCAA 2nd Round
Starters Ret./Lost: 4-1

SERIES INFORMATION

Overall: Belmont leads 15-7
in DeLand: Belmont leads 7-4
in Nashville: Belmont leads 7-3
Neutral: Belmont leads 1-0
Streak: Belmont, 4 wins
Last Stetson win: 2/2/09, 82-71, in DeLand

AT THE EDMUNDS CENTER

The Stetson men's basketball team has called the J. Ollie Edmunds Center home since 1974, but the Hatters have been anything but gracious hosts to their opponents. For the past 34 years, the Hatters have won 65.7 percent of their home games, posting a 339-177 all-time record. Here is a year-by-year look at Stetson's record at the Edmunds Center:

Year	W-L	Pct.
1974-75	16-0	1.000
1975-76	12-3	.800
1976-77	8-7	.533
1977-78	12-4	.750
1978-79	10-4	.714
1979-80	13-5	.722
1980-81	14-1	.933
1981-82	9-6	.600
1982-83	15-3	.833
1983-84	13-3	.813
1984-85	8-6	.571
1985-86	8-6	.571
1986-87	9-1	.900
1987-88	11-3	.786
1988-89	10-3	.769
1989-90	7-6	.538
1990-91	7-6	.538
1991-92	10-7	.588
1992-93	10-4	.714
1993-94	8-4	.667
1994-95	7-6	.538
1995-96	7-7	.500
1996-97	7-7	.500
1997-98	7-5	.583
1998-99	9-4	.692
1999-00	6-5	.545
2000-01	10-3	.769
2001-02	7-5	.583
2002-03	4-7	.364
2003-04	8-6	.571
2004-05	6-5	.545
2005-06	7-5	.583
2006-07	8-5	.615
2007-08	11-2	.846
2008-09	10-4	.714
2009-10	5-9	.357
2010-11	5-8	.384
2011-12	5-2	.714
Total	339-177	.657

A STETSON WIN WOULD...

- Give the Hatters a 5-2 record in Atlantic Sun Conference play, which would give the team no worse than a share of the conference lead.
- Give the Hatters their best start in A-Sun play since the 2007-08 team started 5-2. That would equal the best start for a Stetson team through seven games since 1994-95 squad opened with a 7-1 mark.
- Snap a four-game overall losing streak to Belmont and give the Hatters their first win on the Bruins' home floor since Feb. 8, 2003.
- Give the Hatters their first three-game win streak since downing ETSU, Savannah State and Kennesaw State from Feb. 9-13, 2009. The Hatters are on just their second two-game win streak since that time. Stetson won two straight to open this season against Bethune-Cookman and Florida A&M.
- Give Stetson the 1,179th victory in program history, dating back to 1900.

2011-12 STETSON NUMERICAL ROSTER

No.	Name	Pos.	Ht.	Wt.	Cl.-Exp.	Hometown/High School (Previous School)
1	Dennis Diaz	G	6-4	180	Fr.	Deltona, FL/DeLand HS
2	Amara Thompson	G	6-4	180	Jr.	Tucker, GA/Tucker HS (UCF)
3	Willie Green	F	6-7	195	So.	Orlando, FL/Olympia HS (WKU/Daytona State College)
4	Diego Morales	G	6-0	170	Jr.	Orlando, FL/Freedom HS
10	Hunter Miller*	G	6-2	180	Jr.	Nashville, TN/Christ Presbyterian (FGCU)
11	Aaron Graham	G	6-4	185	So.	Miramar, FL/Westminster Academy
12	Joel Naburgs	G	6-4	200	Jr.	Victoria, Australia/Box Hill Senior College
21	Jermol Paul	F	6-4	215	Sr.	Ocoee, FL/Dwyer HS (Stony Brook)
22	Tyshawn Patterson	G	6-1	180	Jr.	Hartford, CT/Orlando Christian Prep
23	Chris Perez	G	6-3	215	So.	Santiago, D.R./Oldsmar Christian (Liberty)
24	Liam McInerney	F/C	6-9	235	Jr.	Port Campbell, Victoria, Australia/Ballarat & Clarendon
33	J.R. Weston	G/F	6-4	200	Jr.	Morril, OH/Ridgedale HS
41	Adam Pegg	C	6-9	260	Jr.	Clearwater, Fla./Oldsmar Christian (Delaware)

*Sitting out the 2011-12 season to satisfy NCAA transfer requirements. Will be eligible for the 2012-13 season.

COACHING STAFF

Head Coach: Casey Alexander (Belmont, 1995 – 1st Season)
Asst. Coach: Roger Idstrom (Mars Hill, 1989 – 1st Season)
Asst. Coach: Dwight Evans (B'ham-Southern, 1984 – 1st Season)
Asst. Coach: Steve Drabyn (Belmont, 2004 – 1st season)
Athletic Trainer: Adam Deimling (Central Mich., 2006 – 3rd season)

PRONUNCIATION GUIDE

Roger Idstrom EED-strom
Amara Thompson ah-MAR-ah
Joel Naburgs NAR-bergs
Liam McInerney LEE-um MAC-in-ERNIE



Team	A-Sun	Overall
Belmont	4-1	10-6
Mercer	4-2	12-7
Stetson	4-2	7-9
USC Upstate	3-2	9-8
North Florida	3-2	9-9
Lipscomb	3-2	8-9
Florida Gulf Coast	3-3	7-9
East Tennessee St.	3-2	8-7
Jacksonville	0-5	2-14
Kennesaw State	0-6	3-14

ATLANTIC SUN SCHEDULE/RESULTS

Monday, January 9

Stetson 68, North Florida 64
 ETSU 73, Kennesaw State 69
 Mercer 73, USC Upstate 66
 Florida Gulf Coast 77, Jacksonville 66

Friday, January 13

Kennesaw State at Mercer 7 pm

Saturday, January 14

ETSU at Jacksonville 3:15 pm
 USC Upstate at North Florida 7 pm
 Florida Gulf Coast at Lipscomb 7:30 pm
 Stetson at Belmont 8:15 pm

Monday, January 16

USC Upstate at Jacksonville 7 pm
 ETSU at North Florida 7 pm
 Stetson at Lipscomb 7:30 pm
 Fla. Gulf Coast at Belmont 8 pm

Wednesday, January 18

Kennesaw State at Charlotte 7:30 pm

Friday, January 20

Florida Gulf Coast at Stetson 7 pm

Saturday, January 21

Belmont at USC Upstate 2 pm
 Lipscomb at ETSU 4 pm
 North Florida at Mercer 4:30 pm
 Jacksonville at Kennesaw State 7 pm

Monday, January 23

Belmont at ETSU 7 pm
 Jacksonville at Mercer 7 pm
 Stetson at Savannah State 7 pm
 Lipscomb at USC Upstate 7 pm
 North Florida at Kennesaw State 7 pm

called "Hatters," reflecting the University's association with John B. Stetson, maker of the well-known Stetson hats. It all started back in 1883 when Henry DeLand founded the DeLand Academy. Three years later, after a disastrous freeze affected the citrus industry and left Mr. DeLand in financial trouble, Mr. Stetson, who had a winter home in DeLand, became interested in the school. When, at Mr. DeLand's request, Mr. Stetson was made chairman of the Board of Trustees in 1889, the school was renamed in his honor. Stetson University fielded the first football team in Florida in 1901, and the nickname "Hatter" was used then and is still used today.

HATTERS HAVE PLAYED WELL IN JANUARY

- Since the start of the Stetson basketball program, the Hatters have fared well in the month of January. Stetson has an all-time record of 454-337 (.573) record in the first month of the year. The Hatters entered 2012, however, looking to snap a string of three consecutive losing Januarys. Over the last three seasons Stetson has posted a 9-22 record (.290) in January, and is off to a 3-1 start this year.

DECEMBERS HAVE BEEN A STRUGGLE

- Since 1900 the Hatters are 226-223 (.503) in the month of December, but that mark has been on a downward track for the last two decades. Last year the Hatters finished December at 1-6 (.143) and since the start of the 1990 season Stetson has produced a record of 42-89 (.320) with just three winning seasons. The Hatters finished this past December with a 1-5 mark and a five-game losing skid.

LOOKING FOR SUCCESS AGAINST IN-STATE TEAMS

- The Hatters will face a total of nine in-state schools during the 2011-12 season, not counting the exhibition game against Flagler. Stetson has an all-time record against those in-state foes of 105-169.
- In addition to the nine in-state schools on the 2011-12 schedule, there are 14 other programs from inside the state of Florida that the Hatters have faced in basketball over the years. Stetson has an all-time record against the other Florida schools of 268-149.
- Overall, the Hatters have an all-time record of 373-318 against in-state foes in regular season play. The in-state school Stetson has played the most through the years is Rollins College. The Hatters own an all-time mark of 74-15 against the Orlando school.

STETSON ADDS NOVEMBER SIGNEES

- The Hatters added three players during the November early signing period. The trio is made up of guard **Tanner Plemmons** of Sylva, NC, guard **Logan Irwin** of Ft. Wayne, Ind., and forward **Brian Pegg** of Clearwater, Fla.
- Plemmons is a 6-2 point guard at Rabun County (Ga.) HS where he averaged 23 points per game as a junior while hitting 42 percent from three-point range. Entering his senior season, Plemmons has scored 1,905 career points and has hit 298 career three-pointers. In addition his his basketball exploits, Plemmons is also a member of the track team and was the 2011 Wendy's High School Heisman winner for the state of Georgia.
- Irwin averaged 25.1 points, 5.8 assists, and 4.9 rebounds per game as a junior at Whitko High school, helping his squad to a sectional championship as a freshman. The Wildcats have gone 10-11 and 16-6 the past two seasons, but Irwin earned Indiana Junior All-Star honors last season. He is already Whitko's all-time leading scorer with more than 1,500 points.
- Pegg formerly played at Oldsmar Christian, but the 6-foot-7 senior is playing his final season at Brandon's Faith Baptist Academy. Pegg, who will join brother Adam and all-time Pinellas County prep scoring leader Chris Perez at Stetson, averaged 10 points and six rebounds for a 30-10 Oldsmar team last season.

PLANNING FOR THE FUTURE

- The Hatters have one player sitting out the 2011-12 season as a transfer and another who will miss the fall semester after transferring.
- Guard **Hunter Miller** joined the Stetson program from Florida Gulf Coast where he spent two seasons. Over those two years he played in 59 games for the Eagles, starting eight.
- Miller is from Nashville, but has strong family ties to central Florida. His uncle, **Mark Miller**, played basketball at UCF and brought his band, Sawyer Brown, to the Edmunds Center for a concert on December 10.

THE BEGINNING OF A NEW ERA

- First year head coach Casey Alexander brings an exciting brand of basketball to the Edmunds Center that will look familiar to Atlantic Sun Conference basketball fans. Alexander spent the previous 16 seasons as an assistant coach at A-Sun power Belmont. Alexander was also a player at Belmont, leading the Bruins to a 119-25 record during his playing career.

MEET THE COACHING STAFF

- Joining new coach Casey Alexander on the Hatters staff for 2011-12 are a trio of coaches who are well-versed in the philosophies and style of play that Stetson will employ. Roger Idstrom was an assistant coach at Belmont with Alexander for the last 11 years. A 1989 graduate of Mars Hill College, Idstrom spent time on staff at his alma mater as well as at UNC Asheville, Montreat and Wabash Valley College before going to Gardner-Webb from 1998-2000. Dwight Evans comes to Stetson with 23 years of experience as a collegiate coach, most recently as Associate Head Coach at South Carolina State. Evans has also spent time on the coaching staffs at UCF, FIU, South Alabama and Missouri. Steve Drabyn moves into his first NCAA Division I coaching assignment at Stetson after a highly successful playing career at Belmont and seven years of Division II and high school coaching experience.



HATTER VISION

Stetson men's basketball will broadcast all home and away games over the internet, with a video simulcast during home games and select road contests. Join veterans Murray Miller and Harry Arnold as they call every exciting play all season long. Each broadcast will start 10 minutes prior to tip-off and conclude with the post game show featuring comments from Head Coach Casey Alexander.

STETSON VS. 2011-12 OPPONENTS

Opponent	Alexander		All-time	Neutral	Home	Away	Streaks	
	W-L	W-L					Longest	Current
Belmont	0-0	7-15	0-1	4-7	3-7	Belmont, 8W	Belmont, 4W	
Bethune-Cookman	1-0	20-5	0-0	16-2	4-3	SU, 9W	SU, 1W	
Charleston Southern	0-2	8-5	0-0	7-2	1-3	SU, 6W	CSU, 3W	
East Tennessee State	1-0	7-9	0-2	4-4	3-3	ETSU, 3W	SU, 2W	
Florida	0-1	14-52	0-3	8-12	6-37	UF, 17W	UF, 17W	
Florida A&M	1-0	6-1	1-0	3-1	2-0	SU, 3W	SU, 3W	
Florida Gulf Coast	0-0	4-4	0-0	3-1	1-3	Both, 3W	FGCU, 3W	
Florida State	0-1	11-43	0-5	8-8	3-30	FSU, 17W	FSU, 17W	
Indiana	0-1	0-1	0-0	0-0	0-1	IU, 1 W	IU, 1W	
Jacksonville	1-0	30-40	1-1	18-15	11-24	JU, 7W	SU, 2W	
James Madison	0-1	0-1	0-1	0-0	0-0	JMU, 1W	JMU, 1W	
Kennesaw State	1-0	6-7	0-0	3-3	3-4	KSU, 4W	SU, 1W	
Lipscomb	0-0	9-8	0-0	7-1	2-7	SU, 3W	LIP, 1W	
Mercer	0-1	74-51	4-0	41-17	29-34	SU, 6W	MER, 2W	
North Florida	1-0	10-4	0-0	5-3	5-1	SU, 7W	SU, 1W	
Saint Leo	1-0	4-0	0-0	4-0	0-0	SU, 4W	SU, 4W	
Savannah State	0-0	7-4	0-0	4-2	3-2	SU, 5W	SS, 1W	
UCF	0-0	15-23	0-1	7-10	8-12	UCF, 12W	UCF, 12W	
USC Upstate	0-1	4-4	0-0	3-2	1-2	4x, 2W	USCU, 2W	



HEAD COACH
CASEY ALEXANDER
FIRST SEASON AT STETSON

THE ALEXANDER FILE

PERSONAL

Birthplace: Chattanooga, Tenn.
Family: Wife, Sunni; daughter, Allie; sons, Reed and Mason

EDUCATION

Undergraduate: Belmont, 1995 (B.S. in Physical Education)
Graduate: Austin Peay, 1996 (M.S. in Sports Administration)

COACHING EXPERIENCE

2003-11 Belmont (Associate Head Coach)
1995-02 Belmont (Assistant Coach)

CONFERENCE TITLES

2011 Atlantic Sun Conference (Belmont)
2010 Atlantic Sun Conference (Belmont)
2008 Atlantic Sun Conference (Belmont)
2007 Atlantic Sun Conference (Belmont)
2006 Atlantic Sun Conference (Belmont)

POST-SEASON APPEARANCES

NCAA 2011, 2008, 2007, 2006
NIT 2004

HONORS

2011 Named No. 1 Assistant Coach in the Atlantic Sun Conference by FoxSports.com
2009 Named No. 6 mid-major Assistant Coach in the nation by CollegeInsider.com
2005 Inducted into the Belmont University Athletic Hall of Fame

PLAYING EXPERIENCE

1992-95 Belmont University
Record during playing career: 119-25
Team Captain as a senior
Record as a senior: 37-2
Led team ranked No. 1 in NAIA as a senior
Entered NAIA Tournament as No. 1 seed
Team reached NAIA Final Four

SPECIALTY STATISTICS

[POT - Points off turnovers; PP - Points in the paint; 2nd - Second chance points; FAST - Fast break points; BP - Points off the bench]

Opponent	[Stetson-Opponent]				
	POT	2nd	PP	FAST	BP
Bethune-Cookman	18/22	11/17	30/26	8/2	11/18
at Florida A&M	21/13	10/11	30/34	4/2	23/23
at Florida State	19/17	15/15	26/48	2/13	22/27
Saint Leo	16/31	15/6	26/20	0/6	18/20
at Charleston Southern	7/26	7/6	14/26	0/8	17/23
vs Florida	6/19	11/11	42/38	12/8	20/21
ETSU	9/23	9/6	26/44	8/8	23/9
at Indiana	8/30	7/8	14/50	0/12	12/23
USC Upstate	10/30	10/17	32/26	8/4	16/20
Charleston Southern	11/15	5/11	32/48	14/4	26/19
at UCF	13/20	8/13	26/42	12/12	12/21
vs JMU	10/20	7/11	28/34	4/4	13/22
at Kennesaw State	11/9	11/6	20/34	2/4	12/0
at Mercer	12/15	11/8	28/34	4/4	11/24
Jacksonville	25/21	12/8	28/32	4/4	12/8
North Florida	12/9	12/18	36/42	8/2	27/32
at Belmont					
at Lipscomb					
Florida Gulf Coast					
at Savannah State					
Mercer					
Kennesaw State					
at North Florida					
at Jacksonville					
Lipscomb					
Belmont					
at Florida Gulf Coast					
at ETSU					
at USC Upstate					
STETSON TOTAL	208	161	438	90	275
Stetson Average	13.0	10.0	27.4	5.6	17.2
OPP TOTAL	320	172	578	97	310
Opp Average	20.0	10.8	36.1	6.0	19.4

CLUTCH FREE THROWS

[Final 3 Minutes - Regulation & OT]

Player	FT-FTA	Pct.
Adam Pegg	10-14	.714
Chris Perez	10-14	.714
Joel Narburgs	8-12	.667
Aaron Graham	12-20	.600
Amara Thompson	3-5	.600
Liam McInerney	2-4	.500
Willie Green	1-2	.500
Dennis Diaz	0-0	.000
Diego Morales	0-0	.000
Jermol Paul	0-0	.000
J.R. Weston	0-0	.000
Tyshawn Patterson	0-2	.000
TEAM TOTAL	46-73	.630

- The other new member of the Stetson program is junior **Amara Thompson**, who transferred from UCF. Thompson became eligible to compete for the Hatters at the conclusion of the fall semester and saw his first action against Charleston Southern on Dec. 21. Thompson saw action in 20 games over two seasons for the Knights.

DEPARTED PLAYERS

- Stetson lost six players off the 2010-11 Hatters club. That group included the top three scorers from last year, sophomore Ridge Graham (12.6), freshman Corey Walden (12.0) and freshman Lis Jacobo (9.2).
- The other three players who left following last year were freshman Steve Forbes, sophomore Spence Purnell and senior Graeme Radford.

GREEN POWERS HATTERS PAST UNF

- Stetson sophomore forward **Willie Green** picked a perfect time for a coming out party. The Orlando native posted career-high for points and rebounds, and had a pair of blocked shot to thwart a late come back effort and help the Hatters preserve a 68-64 victory over North Florida.
- Green finished the game with 17 points, 10 rebounds, three assists and two blocked shots to lead the Hatters to their second consecutive win. He got most of his points within inches of the rim, including four dunks.
- Stetson appeared on the verge of putting the game away mid-way through the second half when Green converted a pair of free throws to put the Hatters up by 10 points, 57-47, with 8:36 left to play. No wins have come easy this year, and this one was no exception. UNF guard Jerron Granberry got hot from the outside, knocking down a trio of three-pointers to bring the Ospreys back to within striking distance.
- The Hatters got a lift from the fact that they only had 10 turnovers, a season-low, in the game.

HATTERS WEATHER STORM TO DOWN DOLPHINS

- Twice against Jacksonville, Stetson had to dig deep to survive a tough stretch. The Hatters were able to survive both periods and, down the stretch, were able to pull away for a 73-61 victory over the Dolphins.
- Early in the game, the Hatters struggled with their perpetual nemesis – turnovers. The Hatters had 10 give-aways in the first 10 minutes of action, but came out of that stretch trailing by just four, 15-11.
- Once the Hatters started taking better care of the ball, they turned to **Adam Pegg** on the inside to get some points. Stetson managed to hit just four three-pointers in the game, but shot a blistering 71.4 percent (20-of-28) from inside the arc.
- The Hatters rode Pegg and their better protection of the ball to a 34-27 lead at halftime, but Stetson would have to weather another storm early in the second half. Stetson struggled on the defensive boards and, even though Jacksonville was unable to convert for baskets, the Dolphins drawing fouls and got to the line.
- A seven-point lead dwindled to two on just JU free throws before the Dolphins' big man, junior forward Glenn Powell, scored one of his six second half baskets to tie the game at 43.
- The Hatters battled through by feeding the ball inside to Pegg, who got the ball on three consecutive possessions, scoring a basket and making a pair of free throws to put Stetson back on top. The Hatters never surrendered the lead again and pushed their advantage to as many as 13 points late in the game.
- Stetson was able to build the lead by doing what JU had done in the first half, draw fouls and get to the free throw line. The Hatters hit 14-of-20 free throws in the second half and finished the game having hit 21-of-30 from the stripe.

PEGG'S EFFORTS NOT ENOUGH IN LOSS TO MERCER

- The Stetson men's basketball team was unable to ever find its outside shooting touch against Mercer, managing to hit just four three-pointers, all in the first half, of a 75-59 loss in Macon.
- Junior center **Adam Pegg** led three Hatters in double figures with 20 points, hitting 8-of-12 from the field, all from short range.
- Stetson kept it close with the Bears early on, seizing a 23-21 lead on a three-pointer from guard **Chris Perez** with 5:47 to go before halftime. Mercer answered to close the first half and open the second on a 17-6 run that took a one-point deficit to double-digits. The Bears easily held the cold-shooting Hatters at arm's length the rest of the way home for the 16-point margin of victory.

STATISTICAL RANKINGS

STETSON in the ATLANTIC SUN

TEAM CATEGORY	ALL	A-SUN
Scoring	190	7th (68.1)
Scoring Defense	298	7th (72.9)
Scoring Margin	285	8th (-4.8)
FT Pct	198	3rd (.679)
FG Pct	198	8th (.436)
FG Pct Def	232	6th (.437)
3FG Pct	114	6th (.349)
3FG Pct Def	184	5th (.337)
Rebounding		1st (37.2)
Rebounding Defense		5th (35.2)
Rebounding Margin	130	3rd (+2.0)
Blocked Shots	229	7th (2.9)
Assists	60	3rd (14.6)
Steals	234	8th (6.3)
Turnover Margin	333	10th (-5.31)
Assist/Turnover Ratio	283	10th (0.8)

INDIVIDUAL SCORING	ALL	A-SUN
Adam Pegg		6th (13.4)
Chris Perez		7th (13.2)
Aaron Graham		11th (11.8)

REBOUNDING	ALL	A-SUN
Joel Naburgs		12th (5.5)
Adam Pegg		19th (5.0)

FG PERCENTAGE	ALL	A-SUN
Adam Pegg		12th (.503)

ASSISTS	ALL	A-SUN
Joel Naburgs		14th (2.4)
Aaron Graham		14th (2.4)

FT PERCENTAGE	ALL	A-SUN
Aaron Graham		11th (.727)
Adam Pegg		206

STEALS	ALL	A-SUN
Chris Perez		14th (1.4)

3FG PERCENTAGE	ALL	A-SUN
Aaron Graham		11th (.391)

3FG MADE	ALL	A-SUN
Aaron Graham		101
Joel Naburgs		150

BLOCKED SHOTS	ALL	A-SUN
Willie Green		111

ASSIST-TO-TURNOVER RATIO	ALL	A-SUN

OFFENSIVE REBOUNDS	ALL	A-SUN

DEFENSIVE REBOUNDS	ALL	A-SUN
Joel Naburgs		6th (4.4)
Aaron Graham		12th (3.6)
Adam Pegg		15th (3.3)

MINUTES PLAYED	ALL	A-SUN
Chris Perez		10th (31.0)

A-SUN ranks as of 1/10/12
NCAA rankings through games of 1/5/12

- Pegg did solid work inside for Stetson, while guard **Joel Naburgs** scored 12 points and Perez added 11 for the Hatters. Sophomore **Willie Green** tied Pegg for the team rebounding lead with five.

PEREZ BOUNCES BACK TO LEAD HATTERS PAST KENNESAW STATE

- Chris Perez** scored a career-high 24 points and grabbed seven rebounds, one shy of his career high in that category, to lead Stetson to a 66-62 victory at Kennesaw State. Perez came back strong from his previous outing, when he was held scoreless in an overtime loss to James Madison.
- The victory snapped a five-game Stetson losing streak and marks the first A-Sun road win for Head Coach **Casey Alexander**.
- Stetson recovered from an early deficit with a 21-3 run in the final nine minutes of the first half to take a 32-21 lead into the locker room. **Aaron Graham** started the streak with a three-pointer, one of five for the Hatters during that stretch
- Kennesaw State started the second half strong, using eight Spencer Dixon points to come within 41-39 with less than 12 minutes left.
- Junior guard **Amara Thompson** was a major part of the Hatters' effort to turn back the Owls down the stretch, scoring four points, dealing a key assist and grabbing a big rebound in the final five minutes.
- Perez went 8-for-11 from the floor to score his career-high 24 points. Graham finished with 15 and junior center **Adam Pegg** added 10 points plus a game-high nine rebounds.

JMU'S HUMPTY HITCHENS SHOOTS DUKES PAST STETSON IN OT

- On a night when Stetson's leading scorer was held without a single point, **Aaron Graham** did all that he could do to take up the slack, but the Hatters lost an overtime heartbreaker to James Madison 71-69 at UCF Arena.
- The Hatters were simply unable find an answer for the Dukes' diminutive guard Humpty Hitchens. He scored 19 of his 26 points in the second half and overtime to lift JMU to the win.
- The loss was the fifth in a row, and the toughest to swallow. Stetson had as much as a nine point lead late in regulation before Hitchens heated up, hitting four of his six three-pointers down the stretch.
- The Dukes' Devon Moore gave JMU the win in the closing seconds of overtime when he drove into the lane and scored on a short jumper with four seconds left.
- Graham scored a career-high 26 points and keyed a 15-0 second half run for the Hatters by hitting a trio of three-pointers.
- Center **Adam Pegg** did all that he could do down the stretch to keep Stetson in the game. He finished with 19 points, 11 of which came in the second half. **Joel Naburgs** also gave the Hatters a lift in the second half, scoring 10 of his 11 points after intermission.

SHOOTING WOES COST HATTERS IN LOSS TO UCF

- On a night when Stetson had plenty of opportunities and open looks at the basket, the Hatters were never quite able to get on an offensive run and fell to homestanding UCF 80-70 to open play in the UCF Holiday Classic.
- It was the 12th consecutive time to UCF dating back to 2001.
- Stetson got off to a good start shooting, but quickly cooled. The Hatters finished the game shooting 37.5 percent from the field, compared to 51.8 percent for UCF.
- Stetson played the Knights even in the second half, but were never able to close the deficit to fewer than nine points.
- Adam Pegg** led Stetson with 17 points in the game, followed by **Chris Perez** with 15, **Aaron Graham** with 14 and Joel Naburgs with 10. The Hatters came out of the game with a season-low in turnovers with 13, but were outrebounded by the bigger Knights 43-33.

HATTERS UNABLE TO HOLD OFF HARD-CHARGING BUCS

- For the third time this season, and the second time in a week, Stetson ran out to a big early lead, only to see visiting Charleston Southern rally to an 88-81 win.
- Stetson ran out to a 13-point lead in the first half, but the Buccaneers closed the gap to 40-37 at the break.
- The Hatters lost for the third time in a row despite playing exceptionally well early in the game. Led by sophomore guard **Chris Perez**, who scored a personal career high, as well as team season-high, 23 points, Stetson was on the verge of blowing the game open in the first half.

CAREER RECORD WATCH

Junior guard **Joel Naburgs** has started an assault up the Stetson career list for three-point attempts and makes. He reached the 100 3-pointers made plateau in the game at UCF and has a legitimate chance to break the school record of 170 before he finishes his playing career. Sophomore **Aaron Graham** has also started climbing and is among the best in school history in terms of 3-point percentage.

3-POINT FIELD GOALS MADE

170	Kerry Blackshear	1992-96
167	AJ Smith	2006-10
153	Derrick DeWitt	1999-04
151	Mark Lohuis	2006-10
143	Anthony Register	2002-06
143	Garrett Davis	1995-99
136	Mark Brisker	1990-92
127	Kris Thomas	2005-09
126	Ravii Givens	1999-03
122	Ehren Wallhoff	1991-95
111	Kennith Johnson	1995-99
107	Jason Alexander	1994-96
107	Joel Naburgs	2009-
102	Rob Wilkes	1989-93

3-POINT FIELD GOALS ATTEMPTED

490	AJ Smith	2006-10
473	Kerry Blackshear	1992-96
442	Derrick DeWitt	1999-04
422	Ravii Givens	1999-03
416	Kris Thomas	2005-09
412	Anthony Register	2002-06
379	Mark Brisker	1990-92
342	Garrett Davis	1995-99
314	Joel Naburgs	2009-
304	Ehren Wallhoff	1991-95
304	Kennith Johnson	1995-99
292	Rob Wilkes	1989-93
280	Jason Alexander	1994-96

3-POINT FG PERCENTAGE (minimum 50 made)

.424	Alex Urosevic (56-132)	1988-90
.420	Frank Ireland (100-238)	1987-91
.419	Gary Coachman (62-148)	1982-87
.418	Garrett Davis (143-342)	1995-99
.415	Maurice Cowan (78-188)	1988-90
.401	Ehren Wallhoff (122-304)	1991-95
.388	Bjorn Gehrke (52-134)	1987-89
.382	Jason Alexander (107-280)	1994-96
.379	Terry Johnson (86-227)	1985-89
.377	Gabe McMillen (58-154)	2003-06
.375	Aaron Graham (68-181)	2010-

- Stetson turned the ball over 20 times, with those mistakes leading to 15 Charleston Southern points. The Buccaneers also dominated the Hatters in the paint, out-scoring Stetson 48-32 in the lane.
- In addition to the 23 points scored by Perez, the Hatters got 14 points from **Joel Naburgs** and 10 off the bench from **Willie Green**. Junior guard **Amara Thompson** made his Stetson debut in the game and finished with five points.

HATTERS FAIL TO HOLD EARLY LEAD IN LOSS TO SPARTANS

- In a game that was very reminiscent of the Hatters' loss at Charleston Southern Stetson built a big early lead over visiting USC Upstate only to see that lead collapse.
- The Spartans cut a 12-point first half deficit down to three, 35-32, by the break and then used a 12-0 run over an almost four-minute stretch of the second half to turn the game into their favor, winning 79-63.
- Stetson finished with 20 turnovers in the game, which the Spartans turned into 30 points. The Hatters forced just 11 turnovers and converted those into 10 points.
- Stetson placed four players in double figures in the game, but none had more than the 12 scored by **Chris Perez**. Three others added 10 points each.

HOOSIERS USE STRONG SECOND HALF TO SURGE PAST STETSON

- For two long stretches at Indiana's famed Assembly Hall, the Stetson Hatters had a hard time finding an open shot, much less making one.
- After trailing by just four points at halftime, the Hatters saw Indiana go on a 21-1 run over an almost nine minute stretch during which Stetson was 0-for-5 from the field with eight turnovers. That run, and others like it, sparked the unbeaten Hoosiers to an 84-50 victory in front of 16,821 raucous fans.
- Indiana outscored the Hatters 51-21 in the second half, scoring 24 of those second half points directly off Stetson turnovers. The Hoosiers also dominated the game in the paint, outscoring Stetson 50-14 in the lane, with freshman phenom Cody Zeller accounting for a game-high 16 points.
- **Chris Perez** led Stetson, which hit just 32.1 percent of its shots in the game, with 13 points. Indiana had four players, of the 16 Hoosiers to see action, score in double figures.

HATTERS GUN DOWN ETSU IN A-SUN OPENER

- Stetson missed its first four three-point attempts, and eight of their first 11 shots from the field, before sophomore **Aaron Graham** drained a three-pointer eight minutes into the game, opening the flood gates to a 73-65 victory over ETSU.
- Stetson finished the night having hit 11-of-24 three-point shots while also dominating the Buccaneers on the boards to the tune of 45-28.
- By the time Graham hit the first of his five three-pointers, the Hatters' streak of consecutive missed threes had reached 20, back to a bank-in by **Dennis Diaz** in the opening minutes against Florida.
- In addition to the career-high tying 20 points the Hatters got from Graham, whose five three-pointers also tied a career high, Stetson also got five three-pointers from junior **Joel Naburgs**.
- In addition to the 20 points by Graham and 15 from Naburgs, the Hatters also got 14 points from **Chris Perez** and 12 points and nine rebounds from **Adam Pegg**.

GATORS' THREE-POINT SHOOTING PROVES TO MUCH FOR STETSON

- On a night when the Stetson Hatters managed to make just one three-pointer, the ninth-ranked Florida Gators established a new season-high by making 14 in a 96-70 victory at the Amway Center.
- After Stetson freshman **Dennis Diaz** banked in a three-pointer just 2:45 into the game, the Hatters went 0-for-16 from beyond the arc the rest of the way.
- The Gators' outside shooting was more than enough to overcome career nights from three Stetson players, and a near career night for a fourth. Junior **Chris Perez** scored 16 of his team-high 20 points in the second half, falling one point shy of his career best.
- Junior center **Adam Pegg** (19 points) along with sophomore **Willie Green** (11) and Diaz (9, all in the first half) all set career highs.

CHARLESTON SOUTHERN BOMBS WAY PAST HATTERS

- After holding home-standing Charleston Southern to just one three-point basket in the first half, Stetson was unable to stem the tide of long-range bombs in the second half and fell to the Buccaneers 73-64.
- The primary thorn in Stetson's side in the second half was junior forward Mathi-

ALL-TIME SERIES RESULTS**Belmont University**

Overall Series:	Belmont leads 15-7
In DeLand:	Belmont leads 7-4
In Nashville:	Belmont leads 7-3
Neutral Site:	Belmont leads 1-0

Date	Location	W/L	Score
12/13/63	DeLand	W	79-75
12/22/99	Nashville, TN	W	67-57
2/21/01	DeLand - 2ot	L	94-85
12/16/01	DeLand	W	106-95
2/14/02	Nashville - ot	W	82-79
2/8/03	Nashville	W	85-80
1/5/04	Nashville	L	77-58
2/19/04	DeLand	L	88-67
1/15/05	DeLand	W	71-68
2/3/05	Nashville	L	70-69
1/14/06	Nashville	L	87-79
2/4/06	DeLand	L	75-68
3/3/06	Johnson City, TN	L	72-59
1/9/07	Nashville	L	73-71
2/1/07	DeLand	L	62-58
1/31/08	DeLand	L	83-75
1/3/09	Nashville	L	82-57
2/2/09	DeLand	W	82-71
1/4/10	Nashville	L	84-71
2/18/10	DeLand	L	79-70
1/5/11	DeLand	L	70-53
1/30/11	Nashville	L	82-64

Lipscomb University

Overall Series:	Stetson leads 10-9
In DeLand:	Stetson leads 8-2
In Nashville:	Lipscomb leads 7-2
Neutral Site:	Never Met

Date	Location	W/L	Score
12/19/62	DeLand	L	67-59
12/11/73	DeLand	W	86-62
1/13/03	DeLand	W	73-68
2/17/03	Nashville, TN	L	87-64
1/3/04	Nashville	L	73-66
2/21/04	DeLand	W	70-67
1/17/05	DeLand	W	71-66
2/5/05	Nashville	W	73-71
1/16/06	Nashville	L	57-52
2/6/06	DeLand	W	85-67
1/7/07	Nashville	L	79-68
2/3/07	DeLand	W	69-67
2/2/08	Nashville	L	77-53
1/5/09	Nashville	W	76-68
1/31/09	DeLand - ot	W	85-81
1/2/10	Nashville	L	84-63
2/20/10	DeLand	L	85-71
1/3/11	DeLand	W	76-66
1/28/11	Nashville	L	82-62

- ang Muo who matched his season total with six three-pointers in the second half.
- The Bucs fully erased what had been a 12-point Stetson lead in the first half when junior Jeremy Sexton hit a three-pointer with 15:22 left to play.
 - Stetson sophomore **Aaron Graham** did all that he could do to keep the Hatters in the game. He tied his career-high with five three-pointers, all in the second half, but fouled out in the final seconds with a season-high 17 points.
 - Combined with junior **Joel Naburgs**, who scored 12 points in the game, 10 of which came in the second half, the Hatters managed just 10 other points after halftime.

HATTERS SURVIVE TO DOWN SAINT LEO

- The Hatters got all they wanted and more from Division II Saint Leo but were able to survive their Gladiatorial showdown with the visiting Lions to take a 74-69 victory.
- The showdown was very much still in doubt entering the final minute of action when Hatters junior forward **Liam McInerney** put back a missed jumper by **Chris Perez** and drew a foul. The old-fashioned three-point play broke a 67-all tie.
- Stetson was able to put the game away at the free throw line as sophomore **Aaron Graham** connected on four straight in the final 25 seconds to secure the victory.
- Junior **Adam Pegg** did his part in the game, leading the Hatters with 17 points while grabbing eight rebounds and dishing six assists. Stetson was unable to convert as often from the outside as it needed to, however, hitting just 10-of-29 from three-point range.

SEMINOLES' SIZE PROVES TOO MUCH

- The Hatters tried to take away FSU's height advantage by shooting the ball from the perimeter. The plan was good enough to keep Stetson close but, in the end, it was the inside domination of the Seminoles that led Florida State to a 79-66 victory.
- It was the Seminoles' 17th consecutive victory over Stetson, dating back to 1975, and was FSU's 25th consecutive non-conference victory over an in-state opponent.
- The Hatters took aim from outside, and hit 10 of their 33 three-point attempts in the game, but the Seminoles dominated in the paint, outscoring Stetson 48-26 in the lane.
- Stetson had four players score in double figures in the game, led by 14 points from **Joel Naburgs**, who was just two-of-10 from three-point range. **Chris Perez** and **J.R. Weston** finished with 11 points each while **Aaron Graham** had 10.
- At the end of the night, the Hatters held their own on the boards, getting out-rebounded just 36-34, and turnovers were even at 17 each.

STETSON QUIETS RATTLETS

- The Hatters overcame another rash of turnovers, but exerted their dominance on the glass against homestanding Florida A&M to take a 78-60 victory.
- Stetson turned the ball over 26 times, but FAMU gave the ball back to the Hatters 19 times. Stetson was able to build a lead by beating the Rattlers on the boards to the tune of a 54-31 advantage.
- The game was still in doubt until inside of eight minutes were left when junior **Adam Pegg** stepped out and drained a long three-pointer and **Chris Perez** followed on the next Hatters with a three-pointer of his own, pushing the Stetson lead to 22.
- Pegg led all scorers in the game with 15. The Hatters also got 13 points from **Liam McInerney**, who hit a pair of three-pointers in the game, and 12 from Perez. Of the 11 Hatters who saw action in the game, 10 scored.
- **Joel Naburgs** hit just two shots in the game for Stetson, both from three-point range, but finished the night with a career-high 11 rebounds.

OPENING WITH A VICTORY

- The Hatters did not give a picture-perfect performance, but they did enough to take a 65-60 victory over Bethune-Cookman in the season-opener for both teams.
- The game featured 48 turnovers, including 29 by the Hatters, to go with 46 personal fouls. The 29 turnovers for Stetson were the most in a game since having 32 in a 68-65 loss at Troy in January 26, 2002.
- The Stetson defense made the difference in the game, holding the Wildcats to just 26 percent shooting from the floor. Before the Hatters edged ahead for the win, the game featured 14 lead changes and 10 ties.
- **Aaron Graham** posted a double-double for Stetson, piling up 10 rebounds to go with his 12 points. **Adam Pegg** and **Chris Perez** had 14 points each.

SEASON SUPERLATIVES

STETSON TEAM GAME (HIGHS AND LOWS)

POINTS	High	81	vs Charleston Southern (12/21/11)
	Low	50	at Indiana (12/4/11)
POINTS (HALF)	High	45	two times
	Low	21	at Indiana (12/4/11)
FG MADE	High	30	vs Charleston Southern (12/21/11)
	Low	17	at Indiana (12/4/11)
FG ATTEMPTS	High	68	vs Charleston Southern (12/21/11)
	Low	42	vs. Bethune-Cookman (11/11/11)
3PT FG MADE	High	13	two times
	Low	1	vs. Florida (11/28/11)
3PT FG ATTEMPTS	High	33	at Florida State (11/16/11)
	Low	12	vs. Bethune-Cookman (11/11/11)
3PT FG PERCENTAGE	High	.545 (24-44)	vs. Jacksonville (1/7/12)
	Low	.059 (1-17)	vs Florida (11/28/11)
FT MADE	High	21	two times
	Low	6	at Florida State (11/16/11)
FT ATTEMPTS	High	30	vs. Jacksonville (1/7/12)
	Low	9	at Florida State (11/16/11)
FT PERCENTAGE	High	.905 (19-21)	at Florida A&M (11/14/11)
	Low	.467 (7-15)	at Charleston Southern (11/21/11)
REBOUNDS	High	54	at Florida A&M (11/14/11)
	Low	29	at Mercer (1/4/12)
ASSISTS	High	23	vs Charleston Southern (12/21/11)
	Low	7	at Mercer (1/4/12)
STEALS	High	9	vs Charleston Southern (12/21/11)
	Low	3	vs. Saint Leo (11/19/11)
BLOCKED SHOTS	High	5	two times
	Low	0	at Florida State (11/16/11)
TURNOVERS	High	29	vs. Bethune-Cookman (11/11/11)
	Low	10	vs. North Florida (1/9/12)
FOULS	High	25	at Florida A&M (11/14/11)
	Low	13	two times

STETSON INDIVIDUAL GAME HIGHS

POINTS	26	Aaron Graham vs. James Madison (12/30/11)
FG MADE	10	Chris Perez vs. Charleston Southern (12/21/11)
FG ATTEMPTS	18	Chris Perez vs. Charleston Southern (12/21/11)
FG PCT (min 5 made)	.833 (5-6)	Liam McInerney at Florida A&M (11/14/11)
3FG MADE	5	four times
3FG ATTEMPTS	11	two times
3FG PCT (min 2 made)	1.000 (2-2)	Liam McInerney vs. Saint Leo (11/19/11)
FT MADE	8	Aaron Graham vs. Saint Leo (11/19/11)
FT ATTEMPTS	9	three times
FT PCT (min 5 made)	1.000 (8-8)	Aaron Graham vs. Saint Leo (11/19/11)
REBOUNDS	11	Joel Naburgs at Florida A&M (11/14/11)
ASSISTS	7	two times
STEALS	5	Liam McInerney vs. North Florida (1/9/12)
BLOCKED SHOTS	3	Willie Green at UCF (12/29/11)
TURNOVERS	7	two times

OPPONENT TEAM GAME (HIGHS AND LOWS)

POINTS	High	96	vs. Florida (11/28/11)
	Low	60	two times
POINTS (HALF)	High	51	three times
	Low	21	at Kennesaw State (1/2/12)
FG MADE	High	34	three times
	Low	19	vs. Bethune-Cookman (11/11/11)
FG ATTEMPTS	High	74	at Florida A&M (11/14/11)
	Low	51	at Mercer (1/4/12)
3PT FG MADE	High	14	vs. Florida (11/28/11)
	Low	2	two times
3PT FG ATTEMPTS	High	35	vs. ETSU (11/28/11)
	Low	10	at Florida State (11/16/11)
3PT FG PERCENTAGE	High	.522 (10-23)	vs. Saint Leo (11/19/11)
	Low	.125 (2-16)	at Florida A&M (11/14/11)
FT MADE	High	24	at Mercer (1/4/12)
	Low	4	vs. North Florida (1/9/12)
FT ATTEMPTS	High	30	at Mercer (1/4/12)
	Low	10	vs. Saint Leo (11/19/11)
FT PERCENTAGE	High	.800 (24-30)	at Mercer (1/4/12)
	Low	.333 (4-12)	vs. North Florida (1/9/12)
REBOUNDS	High	47	vs. Bethune-Cookman (11/11/11)
	Low	24	vs. Saint Leo (11/19/11)
ASSISTS	High	22	two times
	Low	6	vs. Bethune-Cookman (11/11/11)
STEALS	High	17	at Charleston Southern (11/21/11)
	Low	2	vs. North Florida (1/9/12)
BLOCKED SHOTS	High	7	at Indiana (12/4/11)
	Low	0	vs. Saint Leo (11/19/11)
TURNOVERS	High	19	two times
	Low	9	at Indiana (12/4/11)
FOULS	High	24	vs. Jacksonville (1/7/12)
	Low	10	at Indiana (12/4/11)

OPPONENTS INDIVIDUAL GAME HIGHS

POINTS	26	two times
FG MADE	10	Humpty Hitchens, James Madison (12/30/11)
FG ATTEMPTS	21	Humpty Hitchens, James Madison (12/30/11)
FG PCT (min 5 made)	1.000 (6-6)	Deividus Dulkys, at Florida State (11/16/11)
3FG MADE	6	two times
3FG ATTEMPTS	14	Humpty Hitchens, James Madison (12/30/11)
3FG PCT (min 2 made)	1.000 (4-4)	Deividus Dulkys, at Florida State (11/16/11)
FT MADE	9	Monty Brown, at Mercer (1/4/12)
FT ATTEMPTS	10	Monty Brown, at Mercer (1/4/12)
FT PCT (min 5 made)	1.000 (5-5)	Markeith Cummings, at Kennesaw State (1/2/12)
REBOUNDS	15	Garrus Holloman, B-CU (11/11/11)
ASSISTS	12	Saah Nimley, Charleston Southern (12/21/11)
STEALS	7	Kelvin Martin at Charleston Southern (11/21/11)
BLOCKED SHOTS	4	Cody Zeller, at Indiana (12/4/11)
TURNOVERS	6	Saah Nimley, Charleston Southern (12/21/11)

THE LAST TIME...**Team****Scoring**

Scored 100 Points	L 111-103 vs. FGCU, 1-25-11.....	26 games
Scored 90 Points	L 111-103 vs. FGCU, 1-25-11.....	26 games
Scored 80 Points	L 88-81 vs. Charleston Southern, 12-21-11	6 games
Had a 20 Point Win	20 (59-39) vs. Kennesaw State, 2-14-09	81 games
Had a 30 Point Win	45 (80-35) vs. Webber Int'l, 12-17-08	98 games
Had a 40 Point Win	45 (80-35) vs. Webber Int'l, 12-17-08	98 games
Had a 20 Point Loss	34 (84-50) at Indiana 12-4-11.....	8 games
Had a 30 Point Loss	34 (84-50) at Indiana 12-4-11.....	8 games
Had a 40 Point Loss	42 (38-80) at Florida State, 11-18-09	73 games

Miscellaneous

Did not hit 3-pointer (game)	0 at Colorado State, 12-28-04.....	214 games
Did not hit 3-pointer (half)	2nd half at Mercer, 1-4-12	3 games

Streaks

Won 9 in a row	Feb. 6 - Mar. 2, 2006
Lost 10 in a row	Nov. 18, 2005 - Dec. 27, 2005

Wins and Losses

Defeated Ranked Opponent	New Mexico, 2/2/1974 (#17 AP Poll) Louisville, 1/17/1970 (#18 AP Poll) Miami, 2/11/1960 (#10 AP Poll)
Lost to Division II or lower	Nov. 26, 2010 (Palm Beach Atlantic)

Individual**Scoring**

Scored 20 Points	20 by Adam Pegg at Mercer, 1-4-12	2 games
Scored 25 Points	26 by Aaron Graham vs. James Madison, 12-30-11	4 games
Scored 30 Points	30 by Ridge Graham vs. SSU, 2-15-10.....	50 games
Scored 35 Points	36 by Jason Alexander vs. Florida International, 2-24-96.....	442 games
Two Hatters with 20 Points	23 by Ridge Graham & 21 by Ty Patterson vs. UNF, 2-24-11	17 games
Three Hatters with 20 Points	G. Blair (27), E. Diaz (27), AJ Smith (20) vs. Mercer, 1-18-09	88 games

Rebounding

Recorded 10 Rebounds	10 by Willie Green vs. North Florida, 1-9-12	0 games
Recorded 15 Rebounds	16 by Garfield Blair vs. Mercer, 2-16-09.....	80 games
Recorded 20 Rebounds	20 by Randy Anderson vs. Centenary, 1-15-87	746 games

Shooting (min. 5 att.)

Perfect from field	10-10 by Joel Naburgs vs. Lipscomb, 1-3-11	33 games
Perfect from the FT line	8-8 by Aaron Graham vs. Saint Leo, 11-19-11	12 games

Shooting (min. 10 att.)

Perfect from the FT line	10-10 by Joel Naburgs vs. Lipscomb, 1-3-11	33 games
--------------------------	--	----------

Miscellaneous

Recorded 10 Assists	13 by Alexis McMillan vs. Florida Atlantic, 2-23-02	348 games
Recorded 5 Three Pointers	5 by Aaron Graham vs. James Madison, 12/30/11	4 games
Recorded 5 Steals	5, by Liam McInerney vs North Florida, 1-9-12	0 games
Recorded 5 Blocks	5 by Chad Lambert vs. College of Charleston, 2-10-96.....	171 games
Had a double-double	17p/10r by Willie Green vs. North Florida, 1-9-12.....	0 games
Had a triple-double	never accomplished	
Played a complete game	40 minutes by Luis Jacobo vs Jacksonville, 2-26-2011	15 games



NOTES AND INTANGIBLES

- Was a three-time All-State selection at DeLand High School and was named Volusia County Player of the Year for the 2010-11 season.
- Helped his team to a 25-4 record during his senior season before falling in the regional championship game.
- Helped his AAU team to a 16U National Championship.
- Dished out a career-high four assists in the win over Saint Leo.
- Scored all of his career-high nine points in the first half against Florida. Made the Hatters' only three-pointer in the game.
- Made his first collegiate start in the win over East Tennessee State on Dec. 1.

2011-12 GAME-BY-GAME

Opponent	Date	gs	min	Total		3-Pointers		Free throws		Rebounds				pf	a	t/o	blk	stl	pts	avg	
				fg-fga	pct	3fg-fga	pct	ft-fga	pct	off	def	tot	avg								
BETHUNE-COOKMAN	11/11/11		16	3-4	.750	0-1	.000	0-0	.000	0	3	3	3.0	1	2	2	0	0	6	6.0	
at Florida A&M	11/14/11		12	2-4	.500	1-2	.500	0-0	.000	0	3	3	3.0	1	0	2	0	1	5	5.5	
at Florida State	11/16/11		11	1-2	.500	1-2	.500	0-0	.000	0	0	0	2.0	1	0	1	0	1	3	4.7	
SAINT LEO	11/19/11		19	2-5	.400	1-3	.333	0-0	.000	2	3	5	2.8	2	4	1	1	0	5	4.8	
at Charleston Southern	11/21/11		9	1-2	.500	1-2	.500	0-0	.000	0	2	2	2.6	0	0	1	0	0	3	4.4	
vs Florida	11/28/11		17	3-5	.600	1-3	.333	2-2	1.000	1	2	3	2.7	1	1	4	0	0	9	5.2	
ETSU	12/01/11	*	11	0-2	.000	0-2	.000	0-0	.000	0	1	1	2.4	0	3	2	0	0	0	4.4	
at Indiana	12/04/11		3	0-0	.000	0-0	.000	0-0	.000	0	0	0	2.1	0	0	0	0	0	0	3.9	
USC UPSTATE	12/17/11		14	1-3	.333	0-2	.000	0-0	.000	0	1	1	2.0	2	0	2	0	1	2	3.7	
CHARLESTON SOUTHER	12/21/11		10	1-6	.167	1-4	.250	2-2	1.000	2	0	2	2.0	1	0	1	0	0	5	3.8	
at UCF	12/29/11		8	0-2	.000	0-0	.000	0-0	.000	0	1	1	1.9	0	1	1	0	0	0	3.5	
vs James Madison	12/30/11		13	1-2	.500	0-1	.000	0-0	.000	1	0	1	1.8	2	0	2	0	0	2	3.3	
at Kennesaw State	1/2/12		4	1-3	.333	1-2	.500	0-0	.000	1	0	1	1.8	0	0	2	0	0	3	3.3	
at Mercer	1/4/12		8	1-2	.500	1-2	.500	0-0	.000	0	0	0	1.6	2	1	0	0	0	3	3.3	
JACKSONVILLE	01/07/12		6	0-0	.000	0-0	.000	0-0	.000	0	0	0	1.5	1	0	0	0	0	0	3.1	
NORTH FLORIDA	01/09/12		5	0-0	.000	0-0	.000	0-0	.000	0	0	0	1.4	0	0	1	0	0	0	2.9	
Totals			1	166	17-42	.405	8-26	.308	4-4	1.000	7	16	23	1.4	14	12	22	1	3	46	2.9

1

DENNIS DIAZ

G • 6-4 • 180 • FR • HS
DELTONA, FLORIDA
DE LAND HIGH SCHOOL

THE DIAZ FILE

PERSONAL

Full Name

Dennis Diaz, Jr.

Birthdate

December 20, 1991

Birth Place

Fontana, California

Major

Sport Management

CAREER HIGHS

Points

9 vs. Florida [11/28/11]

Rebounds

5 vs Saint Leo [11/19/11]

Assists

4 vs Saint Leo [11/19/11]

Blocks

1 vs Saint Leo [11/19/11]

Steals

1, three times

Field Goals

3, two times

Field Goal Attempts

6 vs CSU [12/21/11]

3-Point Field Goals

1, eight times

3-Point FG Attempts

4 vs CSU [12/21/11]

Free Throws

2, two times

Free Throw Attempts

2, two times

Minutes Played

19 vs Saint Leo [11/19/11]

MISCELLANEOUS

STETSON Record

Double-Figure Pts 0 (0-0)

Led team in Pts 0 (0-0)

20+ Points 0 (0-0)

5+ Assists 0 (0-0)

5+ Rebounds 0 (0-0)

Games played: 16
Minutes/game: 10.4
Points/game: 2.9
FG Pct: 40.5
3FG Pct: 30.8
FT Pct: 100.0

Rebounds/game: 1.4
Assists/game: 0.8
Turnovers/game: 1.4
Assist/turnover ratio: 0.5
Steals/game: 0.2
Blocks/game: 0.1

DIAZ CAREER STATISTICS (OVERALL)

Year	GP-GS	Min-Avg	FG-A	Pct	3FG-A	Pct	FT-A	Pct	Off-Def-Tot	Avg	PF-D	A	TO	B	S	TP	Avg
2011-12	16-1	166-10.4	17-42	.405	8-26	.308	4-4	1.000	7-16-23	1.4	14-0	12	22	1	3	46	2.9
TOTAL	16-1	166-10.4	17-42	.405	8-26	.308	4-4	1.000	7-16-23	1.4	14-0	12	22	1	3	46	2.9

DIAZ CAREER STATISTICS (ATLANTIC SUN ONLY)

Year	GP-GS	Min-Avg	FG-A	Pct	3FG-A	Pct	FT-A	Pct	Off-Def-Tot	Avg	PF-D	A	TO	B	S	TP	Avg
2011-12	6-1	48-8.0	3-10	.300	2-8	.250	0-0	.000	1-2-3	0.5	5-0	4	7	0	1	8	1.3
TOTAL	6-1	48-8.0	3-10	.300	2-8	.250	0-0	.000	1-2-3	0.5	5-0	4	7	0	1	8	1.3



NOTES AND INTANGIBLES

- Transferred to Stetson after spending three seasons at UCF where he saw action in 20 games after redshirting in 2008-09.
- Is expected to be eligible for the Hatters after the completion of the fall semester.
- Spent one year after high school at the IMG Academy in Bradenton, Fla., where he averaged 12.0 points and 8.0 rebounds per game.
- Helped Tucker (Ga.) HS to a Class AAA state title during his senior year, 2006-07.
- Made his Stetson debut against Charleston Southern, scoring five points in nine minutes of playing time.
- Had the best game of his young Hatter career against Kennesaw State, posting career highs in points (9), rebounds (6) and assists (5).

2011-12 GAME-BY-GAME

Opponent	Date	gs	min	Total		3-Pointers		Free throws		Rebounds				pf	a	t/o	blk	stl	pts	avg
				fg-fga	pct	3fg-fga	pct	ft-fa	pct	off	def	tot	avg							
CHARLESTON SOUTHER	12/21/11	9		2-5	.400	0-1	.000	1-2	.500	1	0	1	1.0	2	0	4	0	1	5	5.0
at UCF	12/29/11	19		1-2	.500	0-0	.000	1-2	.500	0	2	2	1.5	3	1	4	0	0	3	4.0
vs James Madison	12/30/11	21		2-5	.400	0-0	.000	2-2	1.000	1	2	3	2.0	1	5	1	0	1	6	4.7
at Kennesaw State	1/2/12	23		3-4	.750	1-1	1.000	2-4	.500	0	6	6	3.0	2	5	3	0	1	9	5.8
at Mercer	1/4/12	14		1-2	.500	0-0	.000	0-0	.000	1	1	2	2.8	0	3	3	1	2	2	5.0
JACKSONVILLE	01/07/12	19		1-2	.500	0-1	.000	1-2	.500	0	0	0	2.3	3	1	4	0	0	3	4.7
NORTH FLORIDA	01/09/12	14		1-2	.500	0-0	.000	0-0	.000	0	4	4	2.6	3	2	2	1	0	2	4.3
Totals		0	119	11-22	.500	1-3	.333	7-12	.583	3	15	18	2.6	14	17	21	2	5	30	4.3

Games played: 7
 Minutes/game: 17.0
 Points/game: 4.3
 FG Pct: 50.0
 3FG Pct: 33.3
 FT Pct: 58.3

Rebounds/game: 2.6
 Assists/game: 2.4
 Turnovers/game: 3.0
 Assist/turnover ratio: 0.8
 Steals/game: 0.7
 Blocks/game: 0.3

2

AMARA THOMPSON

G • 6-4 • 180 • JR • TR
 TUCKER, GEORGIA
 TUCKER HS / UCF

THE THOMPSON FILE

PERSONAL

Full Name
 Amara Brian Okezie Thompson
Birthdate
 December 6, 1988
Birth Place
 Los Angeles, California
Major
 Psychology

CAREER HIGHS

Points
 9 at Kennesaw St. [1/2/12]
Rebounds
 6 at Kennesaw St. [1/2/12]
Assists
 5, two times
Blocks
 1, two times
Steals
 2 at Mercer [1/4/12]
Field Goals
 3 at Kennesaw St. [1/2/12]
Field Goal Attempts
 5, two times
3-Point Field Goals
 1 at Kennesaw St. [1/2/12]
3-Point FG Attempts
 1, three times
Free Throws
 2, two times
Free Throw Attempts
 4 at Kennesaw St. [1/2/12]
Minutes Played
 23 at Kennesaw St. [1/2/12]

MISCELLANEOUS

STETSON Record

Double-Figure Pts 0 (0-0)
 Led team in Pts 0 (0-0)
 20+ Points 0 (0-0)
 5+ Assists 1 (1-0)
 5+ Rebounds 1 (1-0)

THOMPSON CAREER STATISTICS (OVERALL)

Year	GP-GS	Min-Avg	FG-A	Pct	3FG-A	Pct	FT-A	Pct	Off-Def-Tot	Avg	PF-D	A	TO	B	S	TP	Avg
2009-10 [UCF]	9-0	14-1.6	3-3	1.000	0-0	.000	0-0	.000	0-1-1	0.1	1-0	1	0	0	0	6	0.7
2010-11 [UCF]	11-0	24-2.2	4-6	.667	0-1	.000	3-6	.500	1-3-4	0.4	2-0	2	1	0	0	11	1.0
2011-12	7-0	119-17.0	11-22	.500	1-3	.333	7-12	.583	3-15-18	2.6	14-0	17	21	2	5	30	4.3
TOTAL	27-0	157-5.8	18-31	.580	1-4	.250	10-18	.555	4-19-23	0.8	17-0	20	22	2	5	47	1.7

THOMPSON CAREER STATISTICS (CONFERENCE ONLY)

Year	GP-GS	Min-Avg	FG-A	Pct	3FG-A	Pct	FT-A	Pct	Off-Def-Tot	Avg	PF-D	A	TO	B	S	TP	Avg
2009-10	3-0	7-2.3	1-1	1.000	0-0	.000	0-0	.000	0-0-0	0.0	0-0	0	0	0	0	2	0.7
2010-11	2-0	1-0.5	0-0	.000	0-0	.000	0-0	.000	0-1-1	0.5	0-0	0	0	0	0	0	0.0
2011-12	4-0	70-17.5	6-10	.600	1-2	.500	3-6	.500	1-11-12	3.0	8-0	9	11	2	3	16	4.0
TOTAL	9-0	78-8.6	7-11	.636	1-2	.500	3-6	.500	1-12-13	1.4	8-0	9	11	2	3	18	2.0



NOTES AND INTANGIBLES

- Redshirted in 2009-10 at Western Kentucky before playing the 2010-11 season at Daytona State College.
- Averaged 5.3 points and 2.9 rebounds per game as a freshman at DSC, playing in 32 games.
- Finished his prep career at Olympia HS with more than 1,000 points, 750 rebounds and 400 blocked shots.
- Helped Olympia to a 29-5 record as a senior and a runner-up finish in Class 6A.
- Scored 10 points with five rebounds in a career-high 30 minutes of action against Charleston Southern (12/21).
- Posted his first career double-double with career highs for both points (17) and rebounds (10) against North Florida (1/9).

2011-12 GAME-BY-GAME

3

WILLIE GREEN

F ● 6-7 ● 195 ● SO ● JC
ORLANDO, FLORIDA
OLYMPIA HS / WKU / DAYTONA ST.

THE GREEN FILE

PERSONAL

Full Name
William Jerand Green III

Birthdate
August 28, 1991

Birth Place
Orlando, Florida

Major
Sports Business

CAREER HIGHS

Points
17 vs North Florida [1/9/12]

Rebounds
10 vs North Florida [1/9/12]

Assists
3, three times

Blocks
3 at UCF [12/29/11]

Steals
1, five times

Field Goals
7 vs. North Florida [1/9/12]

Field Goal Attempts
9 vs. North Florida [1/9/12]

3-Point Field Goals
1, three times

3-Point FG Attempts
2, three times

Free Throws
4 vs USC Upstate [12/17/11]

Free Throw Attempts
4, three times

Minutes Played
30 vs. CSU [12/21/11]

MISCELLANEOUS

STETSON Record

Double-Figure Pts 3 (1-2)
Led team in Pts 1 (1-0)
20+ Points 0 (0-0)
3+ Blocks 1 (0-1)
5+ Rebounds 5 (2-3)

Opponent	Date	gs	min	Total		3-Pointers		Free throws		Rebounds				pf	a	t/o	blk	stl	pts	avg	
				fg-fga	pct	3fg-fga	pct	ft-fa	pct	off	def	tot	avg								
BETHUNE-COOKMAN	11/11/11		17	1-3	.333	0-0	.000	1-2	.500	1	0	1	1.0	0	2	3	2	1	3	3.0	
at Florida A&M	11/14/11		21	2-7	.286	0-1	.000	0-0	.000	1	3	4	2.5	2	2	3	1	0	4	3.5	
at Florida State	11/16/11		17	1-3	.333	0-1	.000	1-2	.500	1	7	8	4.3	1	2	3	0	1	3	3.3	
SAINT LEO	11/19/11		17	3-4	.750	0-0	.000	1-2	.500	1	1	2	3.8	2	2	3	2	0	7	4.3	
at Charleston Southern	11/21/11		20	3-7	.429	0-0	.000	0-0	.000	2	0	2	3.4	3	1	2	2	1	6	4.6	
vs Florida	11/28/11		23	5-7	.714	0-0	.000	1-3	.333	0	5	5	3.7	1	0	2	1	0	11	5.7	
ETSU	12/01/11		23	2-5	.400	0-0	.000	1-4	.250	2	3	5	3.9	1	1	1	1	0	5	5.6	
at Indiana	12/04/11		23	2-5	.400	0-0	.000	1-2	.500	1	1	2	3.6	2	0	0	0	0	5	5.5	
USC UPSTATE	12/17/11		16	1-4	.250	0-0	.000	4-4	1.000	2	1	3	3.6	1	1	3	2	0	6	5.6	
CHARLESTON SOUTHER	12/21/11		30	4-7	.571	1-1	1.000	1-1	1.000	1	4	5	3.7	1	2	2	2	1	10	6.0	
at UCF	12/29/11		23	3-6	.500	1-2	.500	0-0	.000	1	3	4	3.7	3	3	2	3	0	7	6.1	
vs James Madison	12/30/11		20	2-3	.667	0-1	.000	0-0	.000	1	1	2	3.6	1	0	2	2	0	4	5.9	
at Kennesaw State	1/2/12		19	0-1	.000	0-0	.000	0-0	.000	1	3	4	3.6	2	0	0	2	0	0	5.5	
at Mercer	1/4/12		17	2-6	.333	0-2	.000	0-0	.000	3	3	6	3.8	3	0	0	1	0	4	5.4	
JACKSONVILLE	01/07/12		23	2-4	.500	1-2	.500	2-2	1.000	0	5	5	3.9	0	3	2	1	1	7	5.5	
NORTH FLORIDA	01/09/12		24	7-9	.778	0-1	.000	3-4	.750	4	6	10	4.3	1	3	1	2	0	17	6.2	
Totals			0	333	40-81	.494	3-11	.273	16-26	.615	22	46	68	4.3	24	22	29	24	5	99	6.2

Games played: 16
Minutes/game: 20.8
Points/game: 6.2
FG Pct: 49.4
3FG Pct: 27.3
FT Pct: 61.5


Rebounds/game: 4.3
Assists/game: 1.4
Turnovers/game: 1.8
Assist/turnover ratio: 0.8
Steals/game: 0.3
Blocks/game: 1.5

GREEN CAREER STATISTICS (OVERALL)

Year	GP-GS	Min-Avg	FG-A	Pct	3FG-A	Pct	FT-A	Pct	Off-Def-Tot	Avg	PF-D	A	TO	B	S	TP	Avg
2011-12	16-0	333-20.8	40-81	.494	3-11	.273	16-26	.615	22-46-68	4.3	24-0	22	29	24	5	99	6.2
TOTAL	16-0	333-20.8	40-81	.494	3-11	.273	16-26	.615	22-44-68	4.3	24-0	22	29	24	5	99	6.2

GREEN CAREER STATISTICS (ATLANTIC SUN ONLY)

Year	GP-GS	Min-Avg	FG-A	Pct	3FG-A	Pct	FT-A	Pct	Off-Def-Tot	Avg	PF-D	A	TO	B	S	TP	Avg
2011-12	6-0	122-20.3	14-29	.483	1-5	.200	10-14	.714	12-21-33	5.5	8-0	8	7	9	1	39	6.5
TOTAL	6-0	122-20.3	14-29	.483	1-5	.200	10-14	.714	12-21-33	5.5	8-0	8	7	9	1	39	6.5



NOTES AND INTANGIBLES

- Played a career-high six minutes in the season-opener against Bethune-Cookman.

2011-12 GAME-BY-GAME

Opponent	Date	gs	min	Total		3-Pointers		Free throws		Rebounds				pf	a	t/o	blk	stl	pts	avg	
				fg-fga	pct	3fg-fga	pct	ft-fa	pct	off	def	tot	avg								
BETHUNE-COOKMAN	11/11/11	6		0-0	.000	0-0	.000	0-0	.000	0	1	1	1.0	2	2	1	0	0	0	0.0	
at Florida A&M	11/14/11	2		0-1	.000	0-0	.000	0-0	.000	0	0	0	0.5	0	0	0	0	0	0	0.0	
SAINT LEO	11/19/11	4		0-0	.000	0-0	.000	0-0	.000	0	1	1	0.7	0	0	0	0	0	0	0.0	
at Indiana	12/04/11	3		0-0	.000	0-0	.000	0-0	.000	0	0	0	0.5	0	0	0	0	0	0	0.0	
Totals			0	15	0-1	.000	0-0	.000	0-0	.000	0	2	2	0.5	2	2	1	0	0	0	0.0

Games played: 4
 Minutes/game: 3.8
 FG Pct: 0.0

Rebounds/game: 0.5
 Assists/game: 0.5
 Turnovers/game: 0.3
 Assist/turnover ratio: 2.0

4

DIEGO MORALES

G • 6-0 • 170 • JR • SQ
 ORLANDO, FLORIDA
 FREEDOM HS

THE MORALES FILE

PERSONAL

Full Name

Diego Morales

Birthdate

December 16, 1990

Birth Place

Madrid, Spain

Major

Sport Management

CAREER HIGHS

Points

4 at Florida State [12/15/10]

Rebounds

1, two times

Assists

2 vs. B-CU [11/11/11]

Blocks

0

Steals

0

Field Goals

1 at Florida State [12/15/10]

Field Goal Attempts

2 at Florida State [12/15/10]

3-Point Field Goals

0

3-Point FG Attempts

0

Free Throws

2 at Florida State [12/15/10]

Free Throw Attempts

3 at Florida State [12/14/10]

Minutes Played

6 vs. B-CU [11/11/11]

MISCELLANEOUS

STETSON Record

Double-Figure Pts 0 (0-0)

Led team in Pts 0 (0-0)

20+ Points 0 (0-0)

5+ Assists 0 (0-0)

5+ Rebounds 0 (0-0)

MORALES CAREER STATISTICS (OVERALL)

Year	GP-GS	Min-Avg	FG-A	Pct	3FG-A	Pct	FT-A	Pct	Off-Def-Tot	Avg	PF-D	A	TO	B	S	TP	Avg
2010-11	2-0	3-1.5	1-2	.500	0-0	.000	2-3	.667	0-0-0	0.0	0-0	0	0	0	0	4	2.0
2011-12	4-0	15-3.8	0-1	.000	0-0	.000	0-0	.000	0-2-2	0.5	2-0	2	1	0	0	0	0.0
TOTAL	6-0	18-3.0	1-3	.333	0-0	.000	2-3	.667	0-2-2	0.3	2-0	2	1	0	0	4	0.7

MORALES CAREER STATISTICS (ATLANTIC SUN ONLY)

Year	GP-GS	Min-Avg	FG-A	Pct	3FG-A	Pct	FT-A	Pct	Off-Def-Tot	Avg	PF-D	A	TO	B	S	TP	Avg
2010-11	0-0	0-0.0	0-0	.000	0-0	.000	0-0	.000	0-0-0	0.0	0-0	0	0	0	0	0	0.0
2011-12	0-0	0-0.0	0-0	.000	0-0	.000	0-0	.000	0-0-0	0.0	0-0	0	0	0	0	0	0.0
TOTAL	0-0	0-0.0	0-0	.000	0-0	.000	0-0	.000	0-0-0	0.0	0-0	0	0	0	0	0	0.0



NOTES AND INTANGIBLES

- Saw action in 30 games as a redshirt freshman, starting 16 ... Averaged 6.1 points and 2.3 rebounds per outing.
- Career high 20 points against UNF in 2010-11 came on 5-of-9 shooting, including 5-of-6 from three-point range.
- Posted his first career double-double with 12 points and 10 rebounds in the season-opening victory over Bethune-Cookman.
- Tied his career high by hitting five three-pointers in the loss at Charleston Southern and again in win over ETSU.
- Again tied his career-high with five three-pointers against James Madison, scoring a career-best 26 points.
- Was named the UCF Holiday Classic All-Tournament teams after averaging 20.0 points in the two games in Orlando.

2011-12 GAME-BY-GAME

11

AARON GRAHAM

G • 6-4 • 185 • SO • 1L
MIRAMAR, FLORIDA
WESTMINSTER ACADEMY

**THE GRAHAM FILE
PERSONAL**

Full Name

Aaron Graham

Birthdate

October 21, 1991

Birth Place

Queens, New York

Major

Business Management

CAREER HIGHS

Points

26 vs. JMU [12/30/11]

Rebounds

10 vs. B-CU [11/11/11]

Assists

7 vs. ETSU [12/1/11]

Blocks

2 vs Florida [11/28/11]

Steals

3, four times

Field Goals

9 vs JMU [12/30/11]

Field Goal Attempts

17 at Florida State [11/16/11]

3-Point Field Goals

5, five times

3-Point FG Attempts

10 vs. JMU [12/30/11]

Free Throws

8 vs Saint Leo [11/19/11]

Free Throw Attempts

8 vs Saint Leo [11/19/11]

Minutes Played

36, two times

MISCELLANEOUS

STETSON Record

Double-Figure Pts 16 (7-9)

Led team in Pts 6 (3-3)

20+ Points 3 (2-1)

5+ Assists 2 (1-1)

5+ Rebounds 11 (4-7)

Opponent	Date	gs	min	Total		3-Pointers		Free throws		Rebounds				pf	a	t/o	blk	stl	pts	avg	
				fg-fga	pct	3fg-fga	pct	ft-fa	pct	off	def	tot	avg								
BETHUNE-COOKMAN	11/11/11	*	25	4-6	.667	3-4	.750	1-2	.500	0	10	10	10.0	3	0	4	0	2	12	12.0	
at Florida A&M	11/14/11	*	22	4-11	.364	0-2	.000	1-1	1.000	2	6	8	9.0	3	3	2	0	1	9	10.5	
at Florida State	11/16/11	*	27	4-17	.235	2-8	.250	0-0	.000	3	2	5	7.7	0	4	3	0	2	10	10.3	
SAINT LEO	11/19/11	*	18	0-5	.000	0-4	.000	8-8	1.000	1	2	3	6.5	2	2	2	0	1	8	9.8	
at Charleston Southern	11/21/11	*	26	6-11	.545	5-8	.625	0-1	.000	0	5	5	6.2	5	2	7	0	0	17	11.2	
vs Florida	11/28/11	*	26	1-7	.143	0-4	.000	2-2	1.000	0	2	2	5.5	4	4	3	2	0	4	10.0	
ETSU	12/01/11	*	35	6-10	.600	5-7	.714	3-5	.600	0	4	4	5.3	3	7	3	0	2	20	11.4	
at Indiana	12/04/11	*	27	3-8	.375	2-5	.400	0-0	.000	2	4	6	5.4	2	3	5	0	2	8	11.0	
USC UPSTATE	12/17/11	*	34	3-8	.375	2-6	.333	2-3	.667	0	4	4	5.2	4	3	1	0	1	10	10.9	
CHARLESTON SOUTHER	12/21/11	*	29	3-6	.500	3-6	.500	0-0	.000	2	4	6	5.3	5	6	1	0	3	9	10.7	
at UCF	12/29/11	*	24	3-9	.333	2-6	.333	6-7	.857	2	0	2	5.0	3	2	1	0	2	14	11.0	
vs James Madison	12/30/11	*	36	9-14	.643	5-10	.500	3-5	.600	0	9	9	5.3	2	1	2	0	2	26	12.3	
at Kennesaw State	1/2/12	*	31	5-11	.455	4-8	.500	1-2	.500	0	3	3	5.2	1	0	2	0	0	15	12.5	
at Mercer	1/4/12	*	32	1-10	.100	0-6	.000	1-1	1.000	1	1	2	4.9	4	0	2	0	0	3	11.8	
JACKSONVILLE	01/07/12	*	24	5-7	.714	1-3	.333	3-4	.750	2	0	2	4.7	5	0	5	0	1	14	11.9	
NORTH FLORIDA	01/09/12	*	32	3-7	.429	2-5	.400	1-3	.333	0	2	2	4.6	0	2	0	0	0	9	11.8	
Totals			16	448	60-147	.408	36-92	.391	32-44	.727	15	58	73	4.6	46	39	43	2	19	188	11.8

Games played: 16
Minutes/game: 28.0
Points/game: 11.8
FG Pct: 40.8
3FG Pct: 39.1
FT Pct: 72.7


Rebounds/game: 4.6
Assists/game: 2.4
Turnovers/game: 2.7
Assist/turnover ratio: 0.9
Steals/game: 1.2
Blocks/game: 0.1

GRAHAM CAREER STATISTICS (OVERALL)

Year	GP-GS	Min-Avg	FG-A	Pct	3FG-A	Pct	FT-A	Pct	Off-Def-Tot	Avg	PF-D	A	TO	B	S	TP	Avg
2010-11	30-16	597-19.9	58-157	.369	32-89	.360	36-46	.783	21-48-69	2.3	53-3	35	52	5	29	184	6.1
2011-12	16-16	448-28.0	60-147	.408	36-92	.391	32-44	.727	15-58-73	4.6	46-3	39	43	2	19	188	11.8
TOTAL	46-32	1045-22.7	118-304	.388	68-181	.376	68-90	.756	36-106-142	3.1	99-6	74	95	7	48	372	8.1

GRAHAM CAREER STATISTICS (ATLANTIC SUN ONLY)

Year	GP-GS	Min-Avg	FG-A	Pct	3FG-A	Pct	FT-A	Pct	Off-Def-Tot	Avg	PF-D	A	TO	B	S	TP	Avg
2010-11	19-9	334-17.6	33-90	.367	19-51	.373	16-22	.727	13-24-37	1.9	30-2	26	32	5	15	101	5.3
2011-12	6-6	188-31.3	23-53	.434	14-35	.400	11-18	.611	3-14-17	2.8	17-1	12	13	0	4	71	11.8
TOTAL	25-15	522-20.9	56-143	.392	33-86	.384	27-40	.675	16-38-54	2.2	47-3	38	45	5	19	172	6.9



NOTES AND INTANGIBLES

- Has started 23 games in his career at Stetson, including 16 in Atlantic Sun Conference play.
- Scored his career-high 20 points in 47 minutes of playing time in a triple overtime game against Florida Gulf Coast.
- Missed almost two weeks of practice time during the preseason with an injury.
- Grabbed a career-best 11 rebounds in the victory over Florida A&M.
- Had a career-high five three-pointers, scoring a season-high 15 points, in the win over ETSU.

2011-12 GAME-BY-GAME

Opponent	Date	gs	min	Total		3-Pointers		Free throws		Rebounds				pf	a	t/o	blk	stl	pts	avg	
				fg-fga	pct	3fg-fga	pct	ft-fga	pct	off	def	tot	avg								
BETHUNE-COOKMAN	11/11/11	*	24	3-7	.429	3-5	.600	0-0	.000	0	1	1	1.0	3	2	2	0	1	9	9.0	
at Florida A&M	11/14/11	*	28	2-4	.500	2-4	.500	0-0	.000	2	9	11	6.0	1	0	3	0	0	6	7.5	
at Florida State	11/16/11	*	33	6-16	.375	2-10	.200	0-0	.000	4	1	5	5.7	1	4	4	0	2	14	9.7	
SAINT LEO	11/19/11	*	26	2-8	.250	2-7	.286	2-2	1.000	2	5	7	6.0	1	1	1	0	0	8	9.3	
at Charleston Southern	11/21/11	*	33	4-8	.500	3-6	.500	1-3	.333	1	6	7	6.2	2	2	3	0	1	12	9.8	
vs Florida	11/28/11	*	19	1-6	.167	0-3	.000	0-0	.000	0	8	8	6.5	0	0	1	0	1	2	8.5	
ETSU	12/01/11	*	26	5-11	.455	5-11	.455	0-0	.000	2	7	9	6.9	2	5	3	0	1	15	9.4	
at Indiana	12/04/11	*	29	3-11	.273	2-6	.333	0-0	.000	1	2	3	6.4	1	0	7	0	0	8	9.3	
USC UPSTATE	12/17/11	*	35	2-7	.286	2-4	.500	4-7	.571	1	4	5	6.2	3	4	5	1	0	10	9.3	
CHARLESTON SOUTHER	12/21/11	*	31	5-12	.417	3-8	.375	1-2	.500	2	7	9	6.5	2	3	2	0	1	14	9.8	
at UCF	12/29/11	*	25	4-8	.500	2-6	.333	0-0	.000	2	2	4	6.3	4	2	1	0	0	10	9.8	
vs James Madison	12/30/11	*	25	3-5	.600	2-4	.500	3-5	.600	0	5	5	6.2	2	5	1	0	1	11	9.9	
at Kennesaw State	1/2/12	*	29	1-5	.200	1-4	.250	0-1	.000	0	5	5	6.1	1	6	0	0	0	3	9.4	
at Mercer	1/4/12	*	23	3-8	.375	1-6	.167	5-7	.714	0	3	3	5.9	3	0	1	0	2	12	9.6	
JACKSONVILLE	01/07/12	*	32	3-6	.500	2-4	.500	2-2	1.000	0	2	2	5.6	1	4	2	0	2	10	9.6	
NORTH FLORIDA	01/09/12	*	26	1-6	.167	1-5	.200	2-2	1.000	1	3	4	5.5	1	1	0	0	1	5	9.3	
Totals			15	444	48-128	.375	33-93	.355	20-31	.645	18	70	88	5.5	28	39	36	1	13	149	9.3

Games played: 16
 Minutes/game: 27.8
 Points/game: 9.3
 FG Pct: 37.5
 3FG Pct: 35.5
 FT Pct: 64.5

Rebounds/game: 5.5
 Assists/game: 2.4
 Turnovers/game: 2.3
 Assist/turnover ratio: 1.1
 Steals/game: 0.8
 Blocks/game: 0.1

12

JOEL NABURGS

G • 6-4 • 200 • JR • 2L
 RINGWOOD, VICTORIA,
 AUSTRALIA
 BOX HILL SENIOR COLLEGE

THE NABURGS FILE

PERSONAL

Full Name

Joel Naburgs

Birthdate

February 22, 1990

Birth Place

Melbourne, Australia

Major

General Studies

CAREER HIGHS

Points

20 vs. Fla. Gulf Coast [1/25/11]

Rebounds

11 at Florida A&M [11/14/11]

Assists

6 at Kennesaw St. [1/2/12]

Blocks

1, seven times

Steals

4 vs. Lipscomb [1/3/11]

Field Goals

6, two times

Field Goal Attempts

16 at Florida State [11/16/11]

3-Point Field Goals

5 vs. ETSU [12/1/11]

3-Point FG Attempts

12 vs. Fla. Gulf Coast [1/25/11]

Free Throws

10 vs. Lipscomb [1/3/11]

Free Throw Attempts

10 vs. Lipscomb [1/3/11]

Minutes Played

47 vs. Fla. Gulf Coast [1/25/11]

MISCELLANEOUS

STETSON Record

Double-Figure Pts

27 (9-18)

Led team in Pts

4 (0-4)

20+ Points

1 (0-1)

5+ Assists

5 (3-2)

5+ Rebounds

22 (6-16)

NABURGS CAREER STATISTICS (OVERALL)

Year	GP-GS	Min-Avg	FG-A	Pct	3FG-A	Pct	FT-A	Pct	Off-Def-Tot	Avg	PF-D	A	TO	B	S	TP	Avg
2009-10	28-6	561-20.0	46-126	.365	32-91	.352	26-36	.722	9-64-73	2.6	45-1	48	32	2	8	150	5.4
2010-11	31-16	871-28.1	70-203	.345	42-130	.323	60-76	.789	13-87-100	3.2	32-0	46	51	4	25	242	7.8
2011-12	16-15	444-27.8	48-128	.375	33-93	.355	20-31	.645	18-70-88	5.5	28-0	39	36	1	13	149	9.3
TOTAL	75-37	1876-25.0	164-457	.359	107-314	.341	106-143	.741	40-221-261	3.5	105-1	133	119	7	46	541	7.2

NABURGS CAREER STATISTICS (ATLANTIC SUN ONLY)

Year	GP-GS	Min-Avg	FG-A	Pct	3FG-A	Pct	FT-A	Pct	Off-Def-Tot	Avg	PF-D	A	TO	B	S	TP	Avg
2009-10	20-6	484-24.2	41-106	.387	27-76	.355	24-34	.706	8-50-58	2.9	40-1	39	27	2	8	133	6.7
2010-11	20-10	595-29.8	47-135	.348	31-93	.333	43-52	.827	8-56-64	3.2	18-0	28	27	4	21	168	8.4
2011-12	6-5	171-28.5	15-43	.349	12-34	.353	13-19	.684	4-24-28	4.7	11-0	20	11	1	6	55	9.2
TOTAL	46-21	1250-27.2	103-284	.363	70-203	.345	80-105	.762	20-130-150	3.3	69-1	87	65	7	37	356	7.7



NOTES AND INTANGIBLES

- Came to Stetson after spending one season at Stony Brook. Saw action in four games for the Seawolves, scoring two points and grabbing three rebounds.
- Redshirted during the 2009-10 season as a transfer.
- Scored in double-figures three times as a junior - against Jacksonville (11), Florida State (10) and UALR (11) - all on the road.

2011-12 GAME-BY-GAME

21

JERMOL PAUL

F • 6-4 • 215 • SR • 1L
 OCOEE, FLORIDA
 DWYER HS / STONY BROOK

THE PAUL FILE

PERSONAL

Full Name
 Jermol Paul
Birthdate
 November 19, 1988
Birth Place
 Newark, New Jersey
Major/Minor
 Sport Management

CAREER HIGHS

Points
 11, two times
Rebounds
 4, three times
Assists
 2 vs CSU [12/21/11]
Blocks
 1, two times
Steals
 1, five times
Field Goals
 5 at UALR [12/23/10]
Field Goal Attempts
 7 at UALR [12/23/10]
3-Point Field Goals
 1, three times
3-Point FG Attempts
 2, two times
Free Throws
 7 at Jacksonville [12/2/10]
Free Throw Attempts
 8, two times
Minutes Played
 24 at ETSU [1/10/11]

MISCELLANEOUS

STETSON Record

Double-Figure Pts 3 (0-3)
 Double-Figure Reb 0 (0-0)
 Lead team in Reb 0 (0-0)
 5+ Rebounds 0 (0-0)
 2+ Assists 1 (0-1)

Opponent	Date	gs	min	Total		3-Pointers		Free throws		Rebounds				pf	a	t/o	blk	stl	pts	avg	
				fg-fga	pct	3fg-fga	pct	ft-fa	pct	off	def	tot	avg								
BETHUNE-COOKMAN	11/11/11		11	1-1	1.000	0-0	.000	0-0	.000	0	2	2	2.0	2	0	3	1	0	2	2.0	
at Florida A&M	11/14/11		9	1-1	1.000	0-0	.000	2-2	1.000	1	3	4	3.0	3	0	3	0	0	4	3.0	
at Florida State	11/16/11		11	2-2	1.000	1-1	1.000	0-0	.000	1	0	1	2.3	1	0	2	0	1	5	3.7	
SAINT LEO	11/19/11		2	0-1	.000	0-1	.000	0-0	.000	0	0	0	1.8	0	0	0	0	0	0	2.8	
at Charleston Southern	11/21/11		7	1-3	.333	0-2	.000	3-4	.750	0	0	0	1.4	1	0	1	1	0	5	3.2	
vs Florida	11/28/11		4	0-0	.000	0-0	.000	0-0	.000	0	0	0	1.2	0	0	0	0	0	0	2.7	
ETSU	12/01/11		5	0-1	.000	0-0	.000	2-4	.500	1	0	1	1.1	2	0	1	0	0	2	2.6	
at Indiana	12/04/11		5	0-0	.000	0-0	.000	0-0	.000	0	1	1	1.1	1	0	2	0	0	0	2.3	
USC UPSTATE	12/17/11		9	1-2	.500	0-0	.000	0-0	.000	1	0	1	1.1	1	0	0	0	0	2	2.2	
CHARLESTON SOUTHER	12/21/11		13	1-2	.500	1-1	1.000	1-2	.500	0	2	2	1.2	4	2	1	0	0	4	2.4	
at UCF	12/29/11		2	0-0	.000	0-0	.000	0-0	.000	0	1	1	1.2	0	0	0	0	0	0	2.2	
vs James Madison	12/30/11		14	0-0	.000	0-0	.000	0-0	.000	0	1	1	1.2	0	0	0	0	0	0	2.0	
at Kennesaw State	1/2/12		4	0-0	.000	0-0	.000	0-0	.000	0	0	0	1.1	0	0	0	0	0	0	1.8	
at Mercer	1/4/12		6	0-1	.000	0-1	.000	0-0	.000	0	1	1	1.1	0	0	3	0	0	0	1.7	
JACKSONVILLE	01/07/12		1	0-0	.000	0-0	.000	0-0	.000	0	0	0	1.0	1	0	0	0	0	0	1.6	
NORTH FLORIDA	01/09/12		9	1-2	.500	0-0	.000	2-2	1.000	1	1	2	1.1	0	1	0	0	0	4	1.8	
Totals			0	112	8-16	.500	2-6	.333	10-14	.714	5	12	17	1.1	16	3	16	2	1	28	1.8

Games played: 16
 Minutes/game: 7.0
 Points/game: 1.8
 FG Pct: 50.0
 3FG Pct: 33.3
 FT Pct: 71.4


Rebounds/game: 1.1
 Assists/game: 0.2
 Turnovers/game: 1.0
 Assist/turnover ratio: 0.2
 Steals/game: 0.1
 Blocks/game: 0.1

PAUL CAREER STATISTICS (OVERALL)

Year	GP-GS	Min-Avg	FG-A	Pct	3FG-A	Pct	FT-A	Pct	Off-Def-Tot	Avg	PF-D	A	TO	B	S	TP	Avg
2010-11	23-1	256-11.1	26-53	.491	1-10	.100	23-32	.719	11-15-26	1.1	37-1	4	24	0	4	76	3.3
2011-12	16-0	112-7.0	8-16	.500	2-6	.333	10-14	.714	5-12-17	1.1	16-0	3	16	2	1	28	1.8
TOTAL	39-1	368-9.4	34-69	.493	3-16	.188	33-46	.717	16-27-43	1.1	53-1	7	40	2	5	104	2.7

PAUL CAREER STATISTICS (ATLANTIC SUN ONLY)

Year	GP-GS	Min-Avg	FG-A	Pct	3FG-A	Pct	FT-A	Pct	Off-Def-Tot	Avg	PF-D	A	TO	B	S	TP	Avg
2010-11	12-0	144-12.0	13-31	.419	0-5	.000	10-14	.714	5-9-14	1.2	24-1	3	14	0	3	36	3.0
2011-12	6-0	34-5.7	2-6	.333	0-1	.000	4-6	.667	3-2-5	0.8	4-0	1	4	0	0	8	1.3
TOTAL	18-0	178-9.9	15-37	.405	0-6	.000	14-20	.700	8-11-19	1.1	28-1	4	18	0	3	44	2.4



NOTES AND INTANGIBLES

- Opened his collegiate career by scoring in double-figures in five of his first six games as a freshman, including a 19-point effort at Florida.
- Opened his sophomore campaign in similar fashion, scoring in double figures in five of the first six games, including a 20-point effort at Wake Forest.
- Nine of the 18 times he has scored double figures has been against non-conference opposition.
- Had a career-high seven assists in the win over Florida A&M.

2011-12 GAME-BY-GAME

22

TYSHAWN PATTERSON

G • 6-1 • 180 • JR • 2L
HARTFORD, CONNECTICUT
ORLANDO CHRISTIAN PREP

THE PATTERSON FILE

PERSONAL

Full Name

Tyshawn Patterson

Birthdate

April 19, 1991

Birth Place

Hartford, Connecticut

Major

Sport Management

CAREER HIGHS

Points

21 vs. North Fla. [2/24/11]

Rebounds

6 vs. Jacksonville [2/26/11]

Assists

7 at Florida A&M [11/14/11]

Blocks

1, nine times

Steals

3, three times

Field Goals

8 vs. Akron [12/22/10]

Field Goal Attempts

17, two times

3-Point Field Goals

3, six times

3-Point FG Attempts

11 vs. Fla. Gulf Coast [1/25/11]

Free Throws

8 vs. Averett [11/13/09]

Free Throw Attempts

10 vs. Averett [11/13/10]

Minutes Played

34 vs. Lipscomb [2/20/10]

MISCELLANEOUS

STETSON Record

Double-Figure Pts 18 (5-13)

Led team in Pts 8 (1-7)

20+ Points 4 (2-2)

5+ Assists 1 (1-0)

5+ Rebounds 3 (2-1)

Opponent	Date	gs	min	Total		3-Pointers		Free throws		Rebounds				pf	a	t/o	blk	stl	pts	avg
				fg-fga	pct	3fg-fga	pct	ft-fa	pct	off	def	tot	avg							
BETHUNE-COOKMAN	11/11/11	9	0-0	.000	0-0	.000	0-2	.000	0	0	0	0.0	0	1	3	0	0	0	0	0.0
at Florida A&M	11/14/11	21	1-2	.500	0-0	.000	6-6	1.000	0	3	3	1.5	2	7	4	1	3	8	4.0	
at Florida State	11/16/11	13	0-3	.000	0-1	.000	0-0	.000	0	2	2	1.7	1	3	1	0	1	0	2.7	
SAINT LEO	11/19/11	20	1-7	.143	1-4	.250	0-0	.000	1	1	2	1.8	2	1	2	0	1	3	2.8	
at Charleston Southern	11/21/11	15	1-3	.333	1-1	1.000	0-0	.000	0	2	2	1.8	1	2	1	0	0	3	2.8	
vs Florida	11/28/11	16	0-1	.000	0-1	.000	0-2	.000	0	2	2	1.8	1	2	3	0	2	0	2.3	
ETSU	12/01/11	5	0-1	.000	0-1	.000	0-0	.000	1	1	2	1.9	1	0	2	0	0	0	2.0	
at Indiana	12/04/11	14	2-4	.500	2-3	.667	0-0	.000	0	2	2	1.9	1	1	2	1	1	6	2.5	
USC UPSTATE	12/17/11	15	2-3	.667	0-0	.000	2-2	1.000	1	3	4	2.1	2	2	3	0	0	6	2.9	
CHARLESTON SOUTHER	12/21/11	8	0-0	.000	0-0	.000	2-2	1.000	0	2	2	2.1	0	4	2	1	0	2	2.8	
at UCF	12/29/11	9	1-3	.333	0-0	.000	0-0	.000	0	0	0	1.9	1	0	0	0	0	2	2.7	
vs James Madison	12/30/11	14	0-1	.000	0-1	.000	1-2	.500	0	0	0	1.8	0	0	0	0	0	1	2.6	
at Kennesaw State	1/2/12	10	0-1	.000	0-0	.000	0-0	.000	0	1	1	1.7	1	0	1	0	2	0	2.4	
at Mercer	1/4/12	18	1-5	.200	0-2	.000	0-0	.000	1	2	3	1.8	0	0	1	0	1	2	2.4	
JACKSONVILLE	01/07/12	7	1-3	.333	0-1	.000	0-0	.000	0	2	2	1.8	4	0	2	0	0	2	2.3	
NORTH FLORIDA	01/09/12	10	1-2	.500	0-0	.000	2-2	1.000	0	1	1	1.8	0	0	1	0	0	4	2.4	
Totals		0	204	11-39	.282	4-15	.267	13-18	.722	4	24	28	1.8	17	23	28	3	11	39	2.4

Games played: 16
Minutes/game: 12.8
Points/game: 2.4
FG Pct: 28.2
3FG Pct: 26.7
FT Pct: 72.2

Rebounds/game: 1.8
Assists/game: 1.4
Turnovers/game: 1.8
Assist/turnover ratio: 0.8
Steals/game: 0.7
Blocks/game: 0.2

PATTERSON CAREER STATISTICS (OVERALL)

Year	GP-GS	Min-Avg	FG-A	Pct	3FG-A	Pct	FT-A	Pct	Off-Def-Tot	Avg	PF-D	A	TO	B	S	TP	Avg
2009-10	29-14	586-20.2	81-213	.380	26-94	.277	55-78	.705	8-38-46	1.6	46-0	40	56	5	26	243	8.4
2010-11	25-9	483-19.3	75-171	.439	16-75	.213	41-76	.539	9-40-49	2.0	41-1	37	52	2	20	207	8.3
2011-12	16-0	204-12.8	11-39	.282	4-15	.267	13-18	.722	4-24-28	1.8	17-0	23	28	3	11	39	2.4
TOTAL	70-23	1273-18.2	167-423	.395	46-184	.250	109-172	.634	21-102-123	1.8	104-1	100	136	10	57	489	7.0

PATTERSON CAREER STATISTICS (ATLANTIC SUN ONLY)

Year	GP-GS	Min-Avg	FG-A	Pct	3FG-A	Pct	FT-A	Pct	Off-Def-Tot	Avg	PF-D	A	TO	B	S	TP	Avg
2009-10	20-9	415-20.8	51-137	.372	17-66	.258	33-50	.660	6-23-29	1.5	35-0	30	34	4	20	152	7.6
2010-11	14-5	273-19.5	36-90	.400	9-46	.196	21-36	.583	7-27-34	2.4	23-1	22	25	0	13	102	7.3
2011-12	6-0	65-10.8	5-15	.333	0-4	.000	4-4	1.000	3-10-13	2.2	8-0	2	10	0	3	14	2.3
TOTAL	40-14	753-18.8	92-242	.380	26-116	.224	58-90	.644	16-60-76	1.9	66-1	54	69	4	36	268	6.7



NOTES AND INTANGIBLES

- Started the first three games of his collegiate career while at Liberty.
- Best game in his only season with the Flames came at VMI when he scored 21 points on 9-of-14 shooting from the field.
- Led the Hatters to victory in the exhibition game, scoring 19 points while dishing four assists and recording five steals.
- Tied with Adam Pegg for team-scoring lead with 14 points in the season-opener against Bethune-Cookman.
- Scored in double-figures in each of the first four games. Set new career-high for rebounds two times.
- Scored 20 points, 16 in the second half, against Florida.
- Posted a career-high, as well as team season-high, with 23 points against Charleston Southern (12/21).
- Had the worst game of his Stetson career against James Madison. Was 0-9 from the floor, 0-1 at the line, with six turnovers and four fouls.

2011-12 GAME-BY-GAME

23

CHRIS PEREZ

G • 6-3 • 215 • SO • TR
SANTIAGO, DOMINICAN REP.
OLDSMAR CHRISTIAN /
LIBERTY

THE PEREZ FILE

PERSONAL

Full Name

Chris Perez

Birthdate

October 16, 1990

Birth Place

Santiago, Dominican Republic

Major

Elementary Education

CAREER HIGHS

Points

24 at Kennesaw St. [1/2/12]

Rebounds

8 vs Saint Leo [11/19/11]

Assists

4 vs. So. Virginia [11/14/09]

Blocks

1 at Notre Dame [11/22/09]

Steals

4 vs. B-CU [11/11/11]

Field Goals

10 vs CSU [12/21/11]

Field Goal Attempts

18 vs CSU [12/21/11]

3-Point Field Goals

3, two times

3-Point FG Attempts

7 vs CSU [12/21/11]

Free Throws

6 vs JU [1/7/12]

Free Throw Attempts

8 vs JU [1/7/12]

Minutes Played

35, four times

MISCELLANEOUS

STETSON Record

Double-Figure Pts 14 (7-7)

Led team in Pts 6 (2-4)

20+ Points 3 (1-2)

5+ Assists 0 (0-0)

5+ Rebounds 3 (2-1)

Opponent	Date	gs	min	Total		3-Pointers		Free throws		Rebounds				pf	a	t/o	blk	stl	pts	avg	
				fg-fga	pct	3fg-fga	pct	ft-fa	pct	off	def	tot	avg								
BETHUNE-COOKMAN	11/11/11	*	35	5-11	.455	0-2	.000	4-7	.571	1	1	2	2.0	2	2	4	0	4	14	14.0	
at Florida A&M	11/14/11	*	27	4-9	.444	1-1	1.000	3-4	.750	2	5	7	4.5	3	1	2	0	1	12	13.0	
at Florida State	11/16/11	*	27	3-7	.429	0-2	.000	5-7	.714	5	0	5	4.7	2	0	1	0	0	11	12.3	
SAINT LEO	11/19/11	*	29	4-7	.571	2-4	.500	0-0	.000	4	4	8	5.5	1	2	2	0	1	10	11.8	
at Charleston Southern	11/21/11	*	35	1-6	.167	0-1	.000	1-3	.333	4	2	6	5.6	3	1	3	0	1	3	10.0	
vs Florida	11/28/11	*	30	8-14	.571	0-2	.000	4-5	.800	1	2	3	5.2	4	1	2	0	0	20	11.7	
ETSU	12/01/11	*	35	5-11	.455	1-2	.500	3-5	.600	0	1	1	4.6	4	3	4	0	2	14	12.0	
at Indiana	12/04/11	*	32	4-10	.400	2-3	.667	3-4	.750	1	2	3	4.4	1	1	1	0	1	13	12.1	
USC UPSTATE	12/17/11	*	21	6-10	.600	0-1	.000	0-1	.000	2	1	3	4.2	5	0	0	0	2	12	12.1	
CHARLESTON SOUTHER	12/21/11	*	34	10-18	.556	3-7	.429	0-0	.000	1	2	3	4.1	1	1	3	0	1	23	13.2	
at UCF	12/29/11	*	35	6-17	.353	1-5	.200	2-3	.667	2	0	2	3.9	4	2	2	0	3	15	13.4	
vs James Madison	12/30/11	*	22	0-9	.000	0-4	.000	0-1	.000	1	2	3	3.8	4	3	6	0	1	0	12.3	
at Kennesaw State	1/2/12	*	34	8-11	.727	3-5	.600	5-7	.714	1	6	7	4.1	2	3	1	0	1	24	13.2	
at Mercer	1/4/12	*	33	3-8	.375	2-3	.667	3-6	.500	1	0	1	3.9	1	2	2	0	2	11	13.0	
JACKSONVILLE	01/07/12	*	33	5-10	.500	0-4	.000	6-8	.750	0	2	2	3.7	2	3	0	0	1	16	13.2	
NORTH FLORIDA	01/09/12	*	34	6-13	.462	0-2	.000	1-2	.500	0	3	3	3.7	1	0	1	0	2	13	13.2	
Totals			16	496	78-171	.456	15-48	.313	40-63	.635	26	33	59	3.7	40	25	34	0	23	211	13.2

Games played: 16
Minutes/game: 31.0
Points/game: 13.2
FG Pct: 45.6
3FG Pct: 31.3
FT Pct: 63.5

Rebounds/game: 3.7
Assists/game: 1.6
Turnovers/game: 2.1
Assist/turnover ratio: 0.7
Steals/game: 1.4

PEREZ CAREER STATISTICS (OVERALL)

Year	GP-GS	Min-Avg	FG-A	Pct	3FG-A	Pct	FT-A	Pct	Off-Def-Tot	Avg	PF-D	A	TO	B	S	TP	Avg
2009-10 (LIB)	31-3	470-15.2	66-128	.516	10-20	.500	27-44	.614	16-35-51	1.6	41-0	22	30	1	23	169	5.5
2011-12	16-16	496-31.0	78-171	.456	15-48	.313	40-63	.635	26-33-59	3.7	40-1	25	34	0	23	211	13.2
TOTAL	47-19	966-20.5	144-299	.481	25-68	.367	67-107	.626	42-68-110	2.3	81-1	47	64	1	46	379	8.0

PEREZ CAREER STATISTICS (ATLANTIC SUN ONLY)

Year	GP-GS	Min-Avg	FG-A	Pct	3FG-A	Pct	FT-A	Pct	Off-Def-Tot	Avg	PF-D	A	TO	B	S	TP	Avg
2011-12	6-6	190-31.7	33-63	.524	6-17	.353	18-29	.621	4-13-17	2.8	15-1	11	8	0	10	90	15.0
TOTAL	6-6	190-31.7	33-63	.524	6-17	.353	18-29	.621	4-13-17	2.8	15-1	11	8	0	10	90	15.0



NOTES AND INTANGIBLES

- Has seen action in 60 games in his Stetson career, starting 10 times. Nine of his starts came during his freshman season.
- Finished his freshman year strong, averaging 4.4 points and 5.4 rebounds per outing over the final seven games of the year.
- Averaged just 8.1 minutes of playing time per game over the final 17 outings of the 2010-11 season.
- Dropped in a pair of three-pointers as part of a career-high 13-point effort against Florida A&M.
- Matched his career high with 13 points, all in the second half, including a pair of three-pointers in the win over Saint Leo.
- Had a career-high 10 rebounds against James Madison.

2011-12 GAME-BY-GAME

Opponent	Date	gs	min	Total		3-Pointers		Free throws		Rebounds				pf	a	t/o	blk	stl	pts	avg	
				fg-fga	pct	3fg-fga	pct	ft-fa	pct	off	def	tot	avg								
BETHUNE-COOKMAN	11/11/11	*	21	2-3	.667	0-0	.000	1-3	.333	1	7	8	8.0	5	2	1	0	0	5	5.0	
at Florida A&M	11/14/11	*	17	5-6	.833	2-3	.667	1-2	.500	1	3	4	6.0	4	0	1	0	0	13	9.0	
at Florida State	11/16/11	*	22	1-4	.250	0-1	.000	0-0	.000	2	1	3	5.0	3	0	2	0	0	2	6.7	
SAINT LEO	11/19/11	*	25	4-5	.800	2-2	1.000	3-3	1.000	2	1	3	4.5	1	0	2	1	0	13	8.3	
at Charleston Southern	11/21/11	*	25	2-5	.400	1-3	.333	0-0	.000	2	4	6	4.8	2	1	5	0	2	5	7.6	
vs Florida	11/28/11	*	29	0-5	.000	0-2	.000	5-6	.833	3	2	5	4.8	1	2	1	0	0	5	7.2	
ETSU	12/01/11	*	32	2-3	.667	0-0	.000	0-0	.000	1	6	7	5.1	3	0	4	2	0	4	6.7	
at Indiana	12/04/11	*	22	0-3	.000	0-0	.000	2-2	1.000	3	5	8	5.5	4	0	2	0	1	2	6.1	
USC UPSTATE	12/17/11	*	26	2-3	.667	1-1	1.000	0-0	.000	0	3	3	5.2	0	2	4	0	1	5	6.0	
CHARLESTON SOUTHER	12/21/11	*	16	0-1	.000	0-1	.000	0-2	.000	1	0	1	4.8	3	4	1	0	2	0	5.4	
at UCF	12/29/11	*	27	0-4	.000	0-1	.000	2-2	1.000	3	2	5	4.8	4	2	0	2	0	2	5.1	
vs James Madison	12/30/11	*	30	0-2	.000	0-1	.000	0-0	.000	2	8	10	5.3	4	1	1	0	1	0	4.7	
at Kennesaw State	1/2/12	*	14	1-1	1.000	0-0	.000	0-0	.000	1	0	1	4.9	2	2	1	0	0	2	4.5	
at Mercer	1/4/12	*	20	1-2	.500	0-0	.000	0-0	.000	0	2	2	4.7	5	1	1	0	1	2	4.3	
JACKSONVILLE	01/07/12	*	25	0-1	.000	0-1	.000	2-3	.667	1	5	6	4.8	2	2	3	0	1	2	4.1	
NORTH FLORIDA	01/09/12	*	27	2-3	.667	1-1	1.000	0-1	.000	4	0	4	4.8	2	2	0	0	5	5	4.2	
Totals			16	378	22-51	.431	7-17	.412	16-24	.667	27	49	76	4.8	45	21	29	5	14	67	4.2

Games played: 16
 Minutes/game: 23.6
 Points/game: 4.2
 FG Pct: 43.1
 3FG Pct: 41.2
 FT Pct: 66.7

Rebounds/game: 4.8
 Assists/game: 1.3
 Turnovers/game: 1.8
 Assist/turnover ratio: 0.7
 Steals/game: 0.9
 Blocks/game: 0.3

24

LIAM McINERNEY

F/C • 6-9 • 235 • JR • 2L
 PORT CAMPBELL, VICTORIA,
 AUSTRALIA
 BALLARAT & CLARENDON COLLEGE

THE McINERNEY FILE

PERSONAL

Full Name
 Liam McInerney
Birthdate
 May 24, 1990
Birth Place
 Melbourne, Australia
Major
 Integrative Health Science

CAREER HIGHS

Points
 13, two times
Rebounds
 10 vs. JMU [12/30/11]
Assists
 4 vs. CSU [12/21/11]
Blocks
 2, five times
Steals
 5 vs. North Florida [1/9/12]
Field Goals
 5 at Florida A&M [11/14/11]
Field Goal Attempts
 7 at Jacksonville [2/13/10]
3-Point Field Goals
 2, two times
3-Point FG Attempts
 3, four times
Free Throws
 5 vs. Florida [11/28/11]
Free Throw Attempts
 6, two times
Minutes Played
 32 vs. ETSU [12/1/11]

MISCELLANEOUS

STETSON Record
Double-Figure Pts 2 (2-0)
Led team in Pts 0 (0-0)
20+ Points 0 (0-0)
5+ Blocks 0 (0-0)
5+ Rebounds 13 (6-7)

McINERNEY CAREER STATISTICS (OVERALL)

Year	GP-GS	Min-Avg	FG-A	Pct	3FG-A	Pct	FT-A	Pct	Off-Def-Tot	Avg	PF-D	A	TO	B	S	TP	Avg
2009-10	28-9	434-15.5	37-75	.493	0-2	.000	14-26	.538	40-56-96	3.4	45-0	12	13	9	8	88	3.1
2010-11	31-0	386-12.5	10-50	.200	1-22	.045	6-12	.500	24-36-60	1.9	49-2	12	18	7	11	27	0.9
2011-12	16-16	378-23.6	22-51	.431	7-17	.412	16-24	.667	27-49-76	4.8	45-2	21	29	5	14	67	4.2
TOTAL	75-25	1198-16.0	69-176	.392	8-41	.195	36-62	.581	91-141-232	3.1	139-4	45	60	21	33	182	2.4

McINERNEY CAREER STATISTICS (ATLANTIC SUN ONLY)

Year	GP-GS	Min-Avg	FG-A	Pct	3FG-A	Pct	FT-A	Pct	Off-Def-Tot	Avg	PF-D	A	TO	B	S	TP	Avg
2009-10	20-8	359-18.0	30-63	.476	0-2	.000	12-22	.545	35-47-82	4.1	35-0	11	11	9	5	72	3.6
2010-11	20-0	200-10.0	4-29	.138	0-11	.000	2-4	.500	11-15-26	1.3	25-1	4	9	6	2	10	0.5
2011-12	6-6	144-24.0	8-13	.615	2-3	.667	2-4	.500	7-16-23	3.8	14-1	9	13	2	8	20	3.3
TOTAL	46-14	703-15.3	42-105	.400	2-16	.125	16-30	.533	53-78-131	2.8	74-2	24	33	17	15	102	2.2



NOTES AND INTANGIBLES

- Was named the Stetson University Scholar-Athlete of the Year in 2010.
- Is the latest in a long line of Hatters from his family. His uncle Brad is a Stetson Hall of Famer and his cousin, Gabe, played from 2003-06.
- Came off the bench to score 16 points in 13 minutes against Flagler in Hatters' exhibition game. Hit 4-of-5 from three-point range.

2011-12 GAME-BY-GAME

33

J.R. WESTON

G/F • 6-4 • 200 • JR • 2L

MORRAL, OHIO

RIDGEDALE HS

THE WESTON FILE

PERSONAL

Full Name

James Randal Weston

Birthdate

September 3, 1989

Birth Place

Marion, Ohio

Major

Finance

CAREER HIGHS

Points

11 at Florida State [11/16/11]

Rebounds

4, three times

Assists

2, two times

Blocks

1, two times

Steals

1, five times

Field Goals

4 at Florida State [11/16/11]

Field Goal Attempts

6, three times

3-Point Field Goals

3 at Florida State [11/16/11]

3-Point FG Attempts

5, two times

Free Throws

3 at Campbell [1/16/10]

Free Throw Attempts

5 vs. Palm Beach Atl. [11/25/09]

Minutes Played

22 at Kennesaw St. [2/1/10]

MISCELLANEOUS

STETSON Record

Double-Figure Pts 1 (0-1)

Double-Figure Reb 0 (0-0)

Lead team in Reb 0 (0-0)

5+ Rebounds 0 (0-0)

5+ Assists 0 (0-0)

Opponent	Date	gs	min	Total		3-Pointers		Free throws		Rebounds				pf	a	t/o	blk	stl	pts	avg	
				fg-fga	pct	3fg-fga	pct	ft-fa	pct	off	def	tot	avg								
BETHUNE-COOKMAN	11/11/11		7	0-0	.000	0-0	.000	0-0	.000	0	0	0	0.0	1	1	1	1	0	0	0.0	
at Florida A&M	11/14/11		9	1-1	1.000	0-0	.000	0-0	.000	0	0	0	0.0	1	0	0	0	0	2	1.0	
at Florida State	11/16/11		10	4-5	.800	3-4	.750	0-0	.000	1	0	1	0.3	0	0	0	0	0	11	4.3	
SAINT LEO	11/19/11		11	1-2	.500	1-2	.500	0-0	.000	0	1	1	0.5	0	1	1	0	0	3	4.0	
at Charleston Southern	11/21/11		4	0-1	.000	0-1	.000	0-0	.000	0	1	1	0.6	2	1	1	0	0	0	3.2	
vs Florida	11/28/11		11	0-2	.000	0-1	.000	0-0	.000	0	0	0	0.5	3	1	0	0	0	0	2.7	
ETSU	12/01/11		8	0-1	.000	0-1	.000	1-2	.500	0	2	2	0.7	1	0	0	0	0	1	2.4	
at Indiana	12/04/11		12	0-4	.000	0-1	.000	1-3	.333	2	2	4	1.1	1	1	0	0	0	1	2.3	
Totals			0	72	6-16	.375	4-10	.400	2-5	.400	3	6	9	1.1	9	5	3	1	0	18	2.3

Games played: 8
 Minutes/game: 9.0
 Points/game: 2.3
 FG Pct: 37.5
 3FG Pct: 40.0
 FT Pct: 40.0


Rebounds/game: 1.1
 Assists/game: 0.6
 Turnovers/game: 0.4
 Assist/turnover ratio: 1.7
 Blocks/game: 0.1

WESTON CAREER STATISTICS (OVERALL)

Year	GP-GS	Min-Avg	FG-A	Pct	3FG-A	Pct	FT-A	Pct	Off-Def-Tot	Avg	PF-D	A	TO	B	S	TP	Avg
2009-10	22-1	200-9.1	17-51	.333	8-33	.242	8-13	.615	11-14-25	1.1	27-0	10	11	1	4	50	2.3
2010-11	6-0	34-5.7	0-4	.000	0-4	.000	0-3	.000	2-4-6	1.0	3-0	2	5	0	1	0	0.0
2011-12	8-0	72-9.0	6-16	.375	4-10	.400	2-5	.400	3-6-9	1.1	9-0	5	3	1	0	18	2.3
TOTAL	36-1	306-8.5	23-71	.324	12-47	.255	10-21	.476	16-24-40	1.1	39-0	17	19	2	5	68	1.9

WESTON CAREER STATISTICS (ATLANTIC SUN ONLY)

Year	GP-GS	Min-Avg	FG-A	Pct	3FG-A	Pct	FT-A	Pct	Off-Def-Tot	Avg	PF-D	A	TO	B	S	TP	Avg
2009-10	13-0	105-8.1	11-32	.344	6-22	.273	4-6	.667	7-6-13	1.0	15-0	5	7	1	3	32	2.5
2010-11	1-0	0-0.0	0-0	.000	0-0	.000	0-0	.000	0-0-0	0.0	0-0	0	0	0	0	0	0.0
2011-12	1-0	8-8.0	0-1	.000	0-1	.000	1-2	.500	0-2-2	2.0	1-0	0	0	0	0	1	1.0
TOTAL	15-0	113-7.5	11-33	.333	6-23	.261	5-8	.625	7-8-15	1.0	16-0	5	7	1	3	33	2.2



NOTES AND INTANGIBLES

- Sat out the 2010-11 season as a transfer from the University of Delaware, where he played in 62 games, starting 14, over two seasons.
- Opened his Stetson career by tying for team lead with 14 points in victory over Bethune-Cookman.
- Was named A-Sun Newcomer of the Week [11/14] after averaging 14.5 ppg in the Hatters first two games of the year.
- Posted career highs rebounds (8) and assists (6) in the win over Saint Leo.
- Set a new career-high for scoring with 19 points in the game against Florida. Tied that mark in the game against James Madison.
- Surpassed his career high, scoring 20 points, in the loss at Mercer.
- Is averaging 17 points and six rebounds per game over the last five for the Hatters.

2011-12 GAME-BY-GAME

Opponent	Date	gs	min	Total		3-Pointers		Free throws		Rebounds				pf	a	t/o	blk	stl	pts	avg	
				fg-fga	pct	3fg-fga	pct	ft-fa	pct	off	def	tot	avg								
BETHUNE-COOKMAN	11/11/11	*	29	4-7	.571	0-0	.000	6-8	.750	1	4	5	5.0	4	1	5	0	0	14	14.0	
at Florida A&M	11/14/11	*	32	4-9	.444	1-1	1.000	6-6	1.000	2	4	6	5.5	5	1	6	0	1	15	14.5	
at Florida State	11/16/11	*	29	3-8	.375	1-3	.333	0-0	.000	0	2	2	4.3	4	1	0	0	0	7	12.0	
SAINT LEO	11/19/11	*	29	7-9	.778	1-2	.500	2-4	.500	2	6	8	5.3	2	6	2	0	0	17	13.3	
at Charleston Southern	11/21/11	*	26	3-5	.600	2-2	1.000	2-4	.500	0	1	1	4.4	2	0	1	2	1	10	12.6	
vs Florida	11/28/11	*	25	6-11	.545	0-1	.000	7-9	.778	1	3	4	4.3	4	3	2	0	1	19	13.7	
ETSU	12/01/11	*	20	5-9	.556	0-0	.000	2-3	.667	3	6	9	5.0	3	1	3	0	0	12	13.4	
at Indiana	12/04/11	*	30	3-8	.375	0-2	.000	1-2	.500	0	4	4	4.9	1	2	3	0	1	7	12.6	
USC UPSTATE	12/17/11	*	30	5-10	.500	0-1	.000	0-0	.000	2	2	4	4.8	2	2	2	0	1	10	12.3	
CHARLESTON SOUTHER	12/21/11	*	20	4-11	.364	1-2	.500	0-0	.000	2	4	6	4.9	3	1	3	1	0	9	12.0	
at UCF	12/29/11	*	28	6-13	.462	1-3	.333	4-4	1.000	1	2	3	4.7	1	1	2	0	1	17	12.5	
vs James Madison	12/30/11	*	30	6-11	.545	0-2	.000	7-9	.778	1	5	6	4.8	1	1	6	0	0	19	13.0	
at Kennesaw State	1/2/12	*	32	5-14	.357	0-1	.000	0-0	.000	5	4	9	5.2	4	2	3	1	0	10	12.8	
at Mercer	1/4/12	*	29	8-12	.667	0-1	.000	4-4	1.000	3	2	5	5.1	4	0	0	0	20	13.3		
JACKSONVILLE	01/07/12	*	30	7-11	.636	0-0	.000	5-9	.556	3	4	7	5.3	3	1	3	0	1	19	13.7	
NORTH FLORIDA	01/09/12	*	19	4-11	.364	0-2	.000	1-2	.500	1	0	1	5.0	5	2	3	1	0	9	13.4	
Totals			16	438	80-159	.503	7-23	.304	47-64	.734	27	53	80	5.0	48	25	44	5	7	214	13.4

Games played: 16
 Minutes/game: 27.4
 Points/game: 13.4
 FG Pct: 50.3
 3FG Pct: 30.4
 FT Pct: 73.4

Rebounds/game: 5.0
 Assists/game: 1.6
 Turnovers/game: 2.8
 Assist/turnover ratio: 0.6
 Steals/game: 0.4
 Blocks/game: 0.3

41

ADAM PEGG

C • 6-9 • 260 • JR • TR
 CLEARWATER, FLORIDA
 OLDSMAR CHRISTIAN HS
 UNIVERSITY OF DELAWARE

THE PEGG FILE

PERSONAL

Full Name

Adam Gregory Pegg

Birthdate

September 8, 1989

Birth Place

Pittsburgh, Pennsylvania

Major

Integrative Health Science

CAREER HIGHS

Points

20 at Mercer [1/4/12]

Rebounds

9, two times

Assists

6 vs Saint Leo [11/19/11]

Blocks

2, four times

Steals

1, 13 times

Field Goals

8 at Mercer [1/4/12]

Field Goal Attempts

14 at Kennesaw St. [1/2/12]

3-Point Field Goals

2 at Charleston So. [11/21/11]

3-Point FG Attempts

3, two times

Free Throws

7, two times

Free Throw Attempts

9, three times

Minutes Played

33, two times

MISCELLANEOUS

STETSON Record

Double-Figure Pts 12 (6-6)

Led team in Pts 6 (4-2)

Double-Figure Reb 0 (0-0)

5+ Reb 10 (6-3)

2+ Blocks 1 (0-1)

PEGG CAREER STATISTICS (OVERALL)

Year	GP-GS	Min-Avg	FG-A	Pct	3FG-A	Pct	FT-A	Pct	Off-Def-Tot	Avg	PF-D	A	TO	B	S	TP	Avg
2008-09 (UD)	32-0	318-9.9	21-52	.404	0-0	.000	9-13	.692	14-37-51	1.6	47-0	7	18	6	2	51	1.6
2009-10 (UD)	30-14	542-18.1	62-133	.466	0-1	.000	27-35	.771	26-53-79	2.6	67-0	14	28	9	4	151	5.0
2011-12	16-16	438-27.4	80-159	.503	7-23	.304	47-64	.734	27-53-80	5.0	48-2	25	44	5	7	214	13.4
TOTAL	78-30	1298-16.6	163-344	.474	7-24	.291	83-112	.741	67-143-209	2.6	162-2	46	90	20	13	416	5.3

PEGG CAREER STATISTICS (ATLANTIC SUN ONLY)

Year	GP-GS	Min-Avg	FG-A	Pct	3FG-A	Pct	FT-A	Pct	Off-Def-Tot	Avg	PF-D	A	TO	B	S	TP	Avg
2011-12	6-6	160-26.7	34-67	.507	0-5	.000	12-18	.667	17-18-35	5.8	21-1	8	14	2	2	80	13.3
TOTAL	6-6	160-26.7	34-67	.507	0-5	.000	12-18	.667	17-18-35	5.8	21-1	8	14	2	2	80	13.3

RECORD:	OVERALL	HOME	AWAY	NEUTRAL
ALL GAMES	7-9	5-2	2-5	0-2
CONFERENCE	4-2	3-1	1-1	0-0
NON-CONFERENCE	3-7	2-1	1-4	0-2

#	Player	gp-gs	min	avg	Total		3-Point		F-Throw		Rebounds		pf	dq	a	to	blk	stl	pts	avg		
					fg-fga	fg%	3fg-fga	3fg%	ft-fa	ft%	off	def									tot	avg
41	Adam Pegg	16-16	438	27.4	80-159	.503	7-23	.304	47-64	.734	27	53	80	5.0	48	2	25	44	5	7	214	13.4
23	Chris Perez	16-16	496	31.0	78-171	.456	15-48	.313	40-63	.635	26	33	59	3.7	40	1	25	34	0	23	211	13.2
11	Aaron Graham	16-16	448	28.0	60-147	.408	36-92	.391	32-44	.727	15	58	73	4.6	46	3	39	43	2	19	188	11.8
12	Joel Naburgs	16-15	444	27.8	48-128	.375	33-93	.355	20-31	.645	18	70	88	5.5	28	0	39	36	1	13	149	9.3
03	Willie Green	16-0	333	20.8	40-81	.494	3-11	.273	16-26	.615	22	46	68	4.3	24	0	22	29	24	5	99	6.2
02	Amara Thompson	7-0	119	17.0	11-22	.500	1-3	.333	7-12	.583	3	15	18	2.6	14	0	17	21	2	5	30	4.3
24	Liam McInerney	16-16	378	23.6	22-51	.431	7-17	.412	16-24	.667	27	49	76	4.8	45	2	21	29	5	14	67	4.2
01	Dennis Diaz	16-1	166	10.4	17-42	.405	8-26	.308	4-4	1.000	7	16	23	1.4	14	0	12	22	1	3	46	2.9
22	Tyshawn Patterson	16-0	204	12.8	11-39	.282	4-15	.267	13-18	.722	4	24	28	1.8	17	0	23	28	3	11	39	2.4
33	J.R. Weston	8-0	72	9.0	6-16	.375	4-10	.400	2-5	4.00	3	6	9	1.1	9	0	5	3	1	0	18	2.3
21	Jermol Paul	16-0	112	7.0	8-16	.500	2-6	.333	10-14	.714	5	12	17	1.1	16	0	3	16	2	1	28	1.8
04	Diego Morales	4-0	15	3.8	0-1	.000	0-0	.000	0-0	.000	0	2	2	0.5	2	0	2	1	0	0	0	0.0
Team											24	30	54								3	
Total.....		16	3225		381-873	.436	120-344	.349	207-305	.679	181	414	595	37.2	303	8	233	309	46	101	1089	68.1
Opponents.....		16	3225		433-990	.437	99-294	.337	201-309	.650	202	361	563	35.2	264	-	239	224	52	165	1166	72.9

TEAM STATISTICS	STETSON	OPP
SCORING	1089	1166
Points per game	68.1	72.9
Scoring margin	-4.8	-
FIELD GOALS-ATT	381-873	433-990
Field goal pct	.436	.437
3 POINT FG-ATT	120-344	99-294
3-point FG pct	.349	.337
3-pt FG made per game	7.5	6.2
FREE THROWS-ATT	207-305	201-309
Free throw pct	.679	.650
F-Throws made per game	12.9	12.6
REBOUNDS	595	563
Rebounds per game	37.2	35.2
Rebounding margin	+2.0	-
ASSISTS	233	239
Assists per game	14.6	14.9
TURNOVERS	309	224
Turnovers per game	19.3	14.0
Turnover margin	-5.3	-
Assist/turnover ratio	0.8	1.1
STEALS	101	165
Steals per game	6.3	10.3
BLOCKS	46	52
Blocks per game	2.9	3.3
ATTENDANCE	7138	43853
Home games-Avg/Game	7-1020	7-4683
Neutral site-Avg/Game	-	2-5536

Score by Periods	1st	2nd	OT	Totals
Stetson	507	572	10	1089
Opponents	507	647	12	1166

Date	Opponent	Score	Att.
11/11/11	BETHUNE-COOKMAN	w 65-60	1241
11/14/11	at Florida A&M	w 78-60	1116
11/16/11	at Florida State	L 66-79	6424
11/19/11	SAINT LEO	w 74-69	1051
11/21/11	at Charleston Southern	L 64-73	891
11/28/11	vs Florida	L 70-96	5843
* 12/01/11	ETSU	w 73-65	1046
12/04/11	at Indiana	L 50-84	16821
* 12/17/11	USC UPSTATE	L 63-79	625
12/21/11	CHARLESTON SOUTHERN	L 81-88	1035
12/29/11	at UCF	L 70-80	4894
12/30/11	vs James Madison	Lot 69-71	5230
* 1/2/12	at Kennesaw State	w 66-62	884
* 1/4/12	at Mercer	L 59-75	1750
* 01/07/12	JACKSONVILLE	w 73-61	1267
* 01/09/12	NORTH FLORIDA	w 68-64	873

* - Conference game

MISCELLANEOUS STATISTICS

RECORD BY STARTING LINEUP

Perez (g), Graham (g), Naburgs (g), McInerney (f), Pegg (c)	6-9
Perez (g), Graham (g), Diaz (g), McInerney (f), Pegg (c)	1-0

DOUBLE-FIGURE GAMES

POINTS	REBOUNDS
Perez	14
Pegg	12
Graham	9
Naburgs	9
Green	3
McInerney	2
Weston	1
Graham	1
Green	1

DOUBLE-DOUBLES ASSISTS

Graham	1
Green	1

RECORD WHEN...

	ALL	A-SUN
Leading or tied at halftime:	5-4	4-1
Trailing at halftime:	1-5	0-1
Shoot 50 percent or higher:	2-0	1-0
Shoot less than 50 percent:	5-9	3-2
Shoot higher percentage than opp.:	6-2	3-1
Shoot lower percentage than opp.:	1-7	1-1
Opp. shoot less than 50 percent:	7-5	4-2
Opp. shoot 50 percent or higher:	0-4	0-0
Score fewer than 60 points:	0-2	0-1
Score 60-plus points:	6-7	3-1
Score 70-plus points:	4-3	2-0
Score 80-plus points:	0-1	0-0
Score 90-plus points:	0-0	0-0
Score 100-plus points:	0-0	0-0
More rebounds than opp.:	5-2	3-0
Equal/fewer rebounds than opp.:	2-7	1-2
40+ rebounds:	3-1	1-0
Fewer than 40 rebounds:	4-8	3-2
Fewer turnovers than opp.:	1-2	1-1
Equal/more turnovers than opp.:	6-7	3-1
Games decided by 5 points or fewer:	4-1	2-0
Overtime games:	0-1	0-0
Televised games:	1-3	1-0
Games vs. ranked opp.:	0-2	0-0
Games following loss:	4-5	2-0
Games following win:	2-4	1-2
More points in paint than opp.:	2-2	0-0
Equal/fewer points in paint than opp.:	5-7	4-2
More points off TO than opp.:	4-1	3-0
Equal/fewer points off TO than opp.:	3-8	1-2
More bench points than opp.:	3-1	3-0
Equal/fewer bench points than opp.:	4-8	1-2
More 2nd chance points than opp.:	4-2	3-1
Equal/fewer 2nd-ch. pts. than opp.:	3-7	1-0
Playing in November:	3-3	0-0
Playing in December:	1-5	1-1
Playing in January:	3-1	3-1
Playing in February:	0-0	0-0
Playing in March:	0-0	0-0

2011-12 STETSON GAME-BY-GAME STATISTICS

Opponent	Date	Score	Total		3-Pointers		Free throws		Rebounds				pf	a	t/o	blk	stl	pts	avg	
			fg-fga	pct	3fg-fga	pct	ft-fa	pct	off	def	tot	avg								
BETHUNE-COOKMAN	11/11/11	65-60	W	23-42	.548	6-12	.500	13-24	.542	6	30	36	36.0	23	15	29	4	8	65	65.0
at Florida A&M	11/14/11	78-60	W	26-55	.473	7-14	.500	19-21	.905	12	42	54	45.0	25	14	26	2	7	78	71.5
at Florida State	11/16/11	66-79	L	25-67	.373	10-33	.303	6-9	.667	19	15	34	41.3	14	14	17	0	8	66	69.7
SAINT LEO	11/19/11	74-69	W	24-53	.453	10-29	.345	16-19	.842	15	26	41	41.2	13	19	16	4	3	74	70.8
at Charleston Southern	11/21/11	64-73	L	22-51	.431	13-26	.500	7-15	.467	9	25	34	39.8	21	10	26	5	6	64	69.4
vs Florida	11/28/11	70-96	L	24-58	.414	1-17	.059	21-29	.724	10	27	37	39.3	19	14	18	3	4	70	69.5
ETSU	12/01/11	73-65	W	25-54	.463	11-24	.458	12-23	.522	13	32	45	40.1	20	20	23	3	5	73	70.0
at Indiana	12/04/11	50-84	L	17-53	.321	8-20	.400	8-13	.615	12	24	36	39.6	14	8	23	1	6	50	67.5
USC UPSTATE	12/17/11	63-79	L	23-50	.460	5-15	.333	12-17	.706	11	20	31	38.7	20	14	20	3	6	63	67.0
CHARLESTON SOUTHER	12/21/11	81-88	L	30-68	.441	13-31	.419	8-13	.615	13	26	39	38.7	22	23	20	4	9	81	68.4
at UCF	12/29/11	70-80	L	24-64	.375	7-23	.304	15-18	.833	14	19	33	38.2	23	14	13	5	6	70	68.5
vs James Madison	12/30/11	69-71	Lot	23-52	.442	7-24	.292	16-24	.667	8	35	43	38.6	17	16	21	2	6	69	68.6
at Kennesaw State	1/2/12	66-62	W	24-51	.471	10-21	.476	8-14	.571	9	28	37	38.5	15	18	13	3	4	66	68.4
at Mercer	1/4/12	59-75	L	21-56	.375	4-23	.174	13-18	.722	11	18	29	37.8	22	7	13	2	8	59	67.7
JACKSONVILLE	01/07/12	73-61	W	24-44	.545	4-16	.250	21-30	.700	8	25	33	37.5	22	14	21	1	7	73	68.1
NORTH FLORIDA	01/09/12	68-64	W	26-55	.473	4-16	.250	12-18	.667	11	22	33	37.2	13	13	10	4	8	68	68.1
Stetson		1089		381-873	.436	120-344	.349	207-305	.679	181	414	595	37.2	303	233	309	46	101	1089	68.1
Opponents		1166		433-990	.437	99-294	.337	201-309	.650	202	361	563	35.2	264	239	224	52	165	1166	72.9

2011-12 OPPONENT GAME-BY-GAME STATISTICS

Opponent	Date	Score	Total		3-Pointers		Free throws		Rebounds				pf	a	t/o	blk	stl	pts	avg	
			fg-fga	pct	3fg-fga	pct	ft-fa	pct	off	def	tot	avg								
BETHUNE-COOKMAN	11/11/11	65-60	W	19-73	.260	4-19	.211	18-25	.720	27	20	47	47.0	23	6	19	2	16	60	60.0
at Florida A&M	11/14/11	78-60	W	24-74	.324	2-16	.125	10-19	.526	13	18	31	39.0	20	11	19	2	12	60	60.0
at Florida State	11/16/11	66-79	L	32-56	.571	4-10	.400	11-17	.647	11	25	36	38.0	12	15	17	5	9	79	66.3
SAINT LEO	11/19/11	74-69	W	26-59	.441	12-23	.522	5-10	.500	8	16	24	34.5	19	14	10	0	12	69	67.0
at Charleston Southern	11/21/11	64-73	L	26-56	.464	8-19	.421	13-21	.619	11	23	34	34.4	14	17	18	1	17	73	68.2
vs Florida	11/28/11	70-96	L	34-73	.466	14-35	.400	14-20	.700	15	28	43	35.8	21	22	10	6	14	96	72.8
ETSU	12/01/11	73-65	W	25-58	.431	2-12	.167	13-24	.542	8	20	28	34.7	16	14	16	4	11	65	71.7
at Indiana	12/04/11	50-84	L	34-66	.515	5-13	.385	11-14	.786	10	26	36	34.9	10	20	9	7	13	84	73.2
USC UPSTATE	12/17/11	63-79	L	27-60	.450	8-18	.444	17-21	.810	13	19	32	34.6	17	12	11	3	14	79	73.9
CHARLESTON SOUTHER	12/21/11	81-88	L	34-66	.515	9-19	.474	11-19	.579	11	26	37	34.8	15	22	16	5	11	88	75.3
at UCF	12/29/11	70-80	L	29-56	.518	7-19	.368	15-26	.577	15	28	43	35.5	14	12	15	5	6	80	75.7
vs James Madison	12/30/11	69-71	Lot	27-72	.375	6-21	.286	11-14	.786	13	25	38	35.8	17	13	11	2	8	71	75.3
at Kennesaw State	1/2/12	66-62	W	24-55	.436	5-21	.238	9-15	.600	7	23	30	35.3	14	15	10	4	5	62	74.3
at Mercer	1/4/12	59-75	L	24-51	.471	3-16	.188	24-30	.800	12	26	38	35.5	12	15	14	2	5	75	74.4
JACKSONVILLE	01/07/12	73-61	W	21-58	.362	4-14	.286	15-22	.682	14	17	31	35.2	24	13	16	1	10	61	73.5
NORTH FLORIDA	01/09/12	68-64	W	27-57	.474	6-19	.316	4-12	.333	14	21	35	35.2	16	18	13	3	2	64	72.9
Opponents		1166		433-990	.437	99-294	.337	201-309	.650	202	361	563	35.2	264	239	224	52	165	1166	72.9
Stetson		1089		381-873	.436	120-344	.349	207-305	.679	181	414	595	37.2	303	233	309	46	101	1089	68.1

2011-12 STETSON SEASON-CAREER STATISTICS

SEASON STATISTICS											CAREER STATISTICS									
SUMMARY	gp-gs	min/g	fg%	3fg%	ft%	r/g	a/g	stl	blk	pts/g	gp-gs	min/g	fg%	3fg%	ft%	r/g	a/g	stl	blk	pts/g
Adam Pegg	16-16	27.4	.503	.304	.734	5.0	1.6	7	5	13.4	16-16	27.4	.503	.304	.734	5.0	1.6	7	5	13.4
Chris Perez	16-16	31.0	.456	.313	.635	3.7	1.6	23	0	13.2	16-16	31.0	.456	.313	.635	3.7	1.6	23	0	13.2
Aaron Graham	16-16	28.0	.408	.391	.727	4.6	2.4	19	2	11.8	46-32	22.7	.388	.376	.756	3.1	1.6	48	7	8.1
Joel Naburgs	16-15	27.8	.375	.355	.645	5.5	2.4	13	1	9.3	75-37	25.0	.359	.341	.741	3.5	1.8	46	7	7.2
Willie Green	16-0	20.8	.494	.273	.615	4.3	1.4	5	24	6.2	16-0	20.8	.494	.273	.615	4.3	1.4	5	24	6.2
Amara Thompson	7-0	17.0	.500	.333	.583	2.6	2.4	5	2	4.3	7-0	17.0	.500	.333	.583	2.6	2.4	5	2	4.3
Liam McInerney	16-16	23.6	.431	.412	.667	4.8	1.3	14	5	4.2	75-25	16.0	.392	.195	.581	3.1	0.6	33	21	2.4
Dennis Diaz	16-1	10.4	.405	.308	1.000	1.4	0.8	3	1	2.9	16-1	10.4	.405	.308	1.000	1.4	0.8	3	1	2.9
Tyshawn Patterson	16-0	12.8	.282	.267	.722	1.8	1.4	11	3	2.4	70-23	18.2	.395	.250	.634	1.8	1.4	57	10	7.0
J.R. Weston	8-0	9.0	.375	.400	.400	1.1	0.6	0	1	2.3	36-1	8.5	.324	.255	.476	1.1	0.5	5	2	1.9
Jermol Paul	16-0	7.0	.500	.333	.714	1.1	0.2	1	2	1.8	39-1	9.4	.493	.188	.717	1.1	0.2	5	2	2.7
Diego Morales	4-0	3.8	.000	.000	.000	0.5	0.5	0	0	0.0	6-0	3.0	.333	.000	.667	0.3	0.3	0	0	0.7
SCORING	fg-fga	fg%	3fg-fga	3fg%	ft-fta	ft%	pts	pts/g	fg-fga	fg%	3fg-fga	3fg%	ft-fta	ft%	pts	pts/g				
Adam Pegg	80-159	.503	7-23	.304	47-64	.734	214	13.4	80-159	.503	7-23	.304	47-64	.734	214	13.4				
Chris Perez	78-171	.456	15-48	.313	40-63	.635	211	13.2	78-171	.456	15-48	.313	40-63	.635	211	13.2				
Aaron Graham	60-147	.408	36-92	.391	32-44	.727	188	11.8	118-304	.388	68-181	.376	68-90	.756	372	8.1				
Joel Naburgs	48-128	.375	33-93	.355	20-31	.645	149	9.3	164-457	.359	107-314	.341	106-143	.741	541	7.2				
Willie Green	40-81	.494	3-11	.273	16-26	.615	99	6.2	40-81	.494	3-11	.273	16-26	.615	99	6.2				
Amara Thompson	11-22	.500	1-3	.333	7-12	.583	30	4.3	11-22	.500	1-3	.333	7-12	.583	30	4.3				
Liam McInerney	22-51	.431	7-17	.412	16-24	.667	67	4.2	69-176	.392	8-41	.195	36-62	.581	182	2.4				
Dennis Diaz	17-42	.405	8-26	.308	4-4	1.000	46	2.9	17-42	.405	8-26	.308	4-4	1.000	46	2.9				
Tyshawn Patterson	11-39	.282	4-15	.267	13-18	.722	39	2.4	167-423	.395	46-184	.250	109-172	.634	489	7.0				
J.R. Weston	6-16	.375	4-10	.400	2-5	.400	18	2.3	23-71	.324	12-47	.255	10-21	.476	68	1.9				
Jermol Paul	8-16	.500	2-6	.333	10-14	.714	28	1.8	34-69	.493	3-16	.188	33-46	.717	104	2.7				
Diego Morales	0-1	.000	0-0	.000	0-0	.000	0	0.0	1-3	.333	0-0	.000	2-3	.667	4	0.7				
TOTALS	o-reb	d-reb	t-reb	pf	fo	ast	to	a/to	o-reb	d-reb	t-reb	pf	fo	ast	to	a/to				
Adam Pegg	27	53	80	48	2	25	44	0.6	27	53	80	48	2	25	44	0.6				
Chris Perez	26	33	59	40	1	25	34	0.7	26	33	59	40	1	25	34	0.7				
Aaron Graham	15	58	73	46	3	39	43	0.9	36	106	142	99	6	74	95	0.8				
Joel Naburgs	18	70	88	28	0	39	36	1.1	40	221	261	105	1	133	119	1.1				
Willie Green	22	46	68	24	0	22	29	0.8	22	46	68	24	0	22	29	0.8				
Amara Thompson	3	15	18	14	0	17	21	0.8	3	15	18	14	0	17	21	0.8				
Liam McInerney	27	49	76	45	2	21	29	0.7	91	141	232	139	4	45	60	0.8				
Dennis Diaz	7	16	23	14	0	12	22	0.5	7	16	23	14	0	12	22	0.5				
Tyshawn Patterson	4	24	28	17	0	23	28	0.8	21	102	123	104	1	100	136	0.7				
J.R. Weston	3	6	9	9	0	5	3	1.7	16	24	40	39	0	17	19	0.9				
Jermol Paul	5	12	17	16	0	3	16	0.2	16	27	43	53	1	7	40	0.2				
Diego Morales	0	2	2	2	0	2	1	2.0	0	2	2	2	0	2	1	2.0				

2011-12 FIRST HALF GAME STATISTICS

#	Player	gp-gs	min	avg	Total		3-Point		F-Throw		Rebounds										pts	avg			
					fg-fga	fg%	3fg-fga	3fg%	ft-fta	ft%	off	def	tot	avg	pf	dq	a	to	blk	stl					
23	Chris Perez	16-16	233	14.6	35-88	.398	9-28	.321	15-22	.682	9	17	26	1.6	15	0	10	17	0	12	94	5.9			
41	Adam Pegg	16-16	202	12.6	37-72	.514	1-7	.143	16-19	.842	12	23	35	2.2	19	0	12	22	3	3	91	5.7			
11	Aaron Graham	16-16	205	12.8	26-68	.382	16-42	.381	5-5	1.000	3	31	34	2.1	18	0	17	22	2	11	73	4.6			
12	Joel Naburgs	16-15	215	13.4	25-64	.391	18-47	.383	3-6	.500	10	28	38	2.4	10	0	20	15	1	7	71	4.4			
03	Willie Green	16-0	172	10.8	18-39	.462	1-5	.200	12-17	.706	9	25	34	2.1	14	0	16	16	12	3	49	3.1			
01	Dennis Diaz	16-1	105	6.6	15-30	.500	8-19	.421	4-4	1.000	5	10	15	0.9	8	0	9	13	1	3	42	2.6			
02	Amara Thompson	7-0	58	8.3	6-9	.667	0-0	.000	1-2	.500	0	9	9	1.3	6	0	7	10	1	2	13	1.9			
24	Liam McInerney	16-16	186	11.6	8-18	.444	3-5	.600	5-9	.556	8	26	34	2.1	18	0	10	16	2	8	24	1.5			
22	Tyshawn Patterson	16-0	115	7.2	7-21	.333	1-4	.250	8-10	.800	4	11	15	0.9	8	0	9	13	1	5	23	1.4			
33	J.R. Weston	8-0	36	4.5	3-7	.429	2-6	.333	1-2	.500	0	2	2	0.3	5	0	3	1	1	0	9	1.1			
21	Jermol Paul	16-0	67	4.2	5-11	.455	2-6	.333	6-8	.750	2	7	9	0.6	10	0	2	11	2	0	18	1.1			
04	Diego Morales	4-0	6	1.5	0-0	.000	0-0	.000	0-0	.000	0	1	1	0.3	2	0	2	1	0	0	0	0.0			
Team											9	15	24											1	
Total.....		16	1600		185-427	.433	61-169	.361	76-104	.731	71	205	276	17.3	133	0	117	158	26	54	507	31.7			
Opponents.....		16	1600		193-471	.410	42-135	.311	79-120	.658	91	181	272	17.0	106	-	115	133	22	91	507	31.7			

2011-12 SECOND HALF GAME STATISTICS

#	Player	gp-gs	min	avg	Total		3-Point		F-Throw		Rebounds										pts	avg			
					fg-fga	fg%	3fg-fga	3fg%	ft-fta	ft%	off	def	tot	avg	pf	dq	a	to	blk	stl					
41	Adam Pegg	16-16	232	14.5	42-86	.488	6-16	.375	30-44	.682	15	29	44	2.8	29	1	13	21	2	4	120	7.5			
23	Chris Perez	16-16	260	16.3	43-83	.518	6-20	.300	25-41	.610	17	16	33	2.1	25	0	14	17	0	11	117	7.3			
11	Aaron Graham	16-16	238	14.9	33-78	.423	20-50	.400	27-37	.730	12	26	38	2.4	28	0	22	21	0	8	113	7.1			
12	Joel Naburgs	16-15	224	14.0	22-63	.349	14-45	.311	17-25	.680	8	41	49	3.1	18	0	19	21	0	6	75	4.7			
03	Willie Green	16-0	159	9.9	22-42	.524	2-6	.333	4-9	.444	13	21	34	2.1	10	0	6	13	12	2	50	3.1			
24	Liam McInerney	16-16	188	11.8	14-32	.438	4-11	.364	11-15	.733	19	23	42	2.6	26	0	11	13	3	6	43	2.7			
02	Amara Thompson	7-0	59	8.4	5-13	.385	1-3	.333	4-8	.500	3	6	9	1.3	8	0	8	11	1	3	15	2.1			
33	J.R. Weston	8-0	36	4.5	3-9	.333	2-4	.500	1-3	.333	3	4	7	0.9	4	0	2	2	0	0	9	1.1			
22	Tyshawn Patterson	16-0	89	5.6	4-18	.222	3-11	.273	5-8	.625	0	13	13	0.8	9	0	14	15	2	6	16	1.0			
21	Jermol Paul	16-0	45	2.8	3-5	.600	0-0	.000	4-6	.667	3	5	8	0.5	6	0	1	5	0	1	10	0.6			
01	Dennis Diaz	16-1	61	3.8	2-12	.167	0-7	.000	0-0	.000	2	6	8	0.5	6	0	3	9	0	0	4	0.3			
04	Diego Morales	4-0	9	2.3	0-1	.000	0-0	.000	0-0	.000	0	1	1	0.3	0	0	0	0	0	0	0	0.0			
Team											15	15	30											2	
Total.....		16	1600		193-442	.437	58-173	.335	128-196	.653	110	206	316	19.8	169	1	113	150	20	47	572	35.8			
Opponents.....		16	1600		236-511	.462	55-154	.357	120-187	.642	110	178	288	18.0	155	-	122	91	30	74	647	40.4			

CONFERENCE GAME ONLY STATISTICS

#	Player	gp-gs	min	avg	Total		3-Point		F-Throw		Rebounds										pts	avg			
					fg-fga	fg%	3fg-fga	3fg%	ft-fta	ft%	off	def	tot	avg	pf	dq	a	to	blk	stl					
23	Chris Perez	6-6	190	31.7	33-63	.524	6-17	.353	18-29	.621	4	13	17	2.8	15	1	11	8	0	10	90	15.0			
41	Adam Pegg	6-6	160	26.7	34-67	.507	0-5	.000	12-18	.667	17	18	35	5.8	21	1	8	14	2	2	80	13.3			
11	Aaron Graham	6-6	188	31.3	23-53	.434	14-35	.400	11-18	.611	3	14	17	2.8	17	1	12	13	0	4	71	11.8			
12	Joel Naburgs	6-5	171	28.5	15-43	.349	12-34	.353	13-19	.684	4	24	28	4.7	11	0	20	11	1	6	55	9.2			
03	Willie Green	6-0	122	20.3	14-29	.483	1-5	.200	10-14	.714	12	21	33	5.5	8	0	8	7	9	1	39	6.5			
02	Amara Thompson	4-0	70	17.5	6-10	.600	1-2	.500	3-6	.500	1	11	12	3.0	8	0	11	12	2	3	16	4.0			
24	Liam McInerney	6-6	144	24.0	8-13	.615	2-3	.667	2-4	.500	7	16	23	3.8	14	1	9	13	2	8	20	3.3			
22	Tyshawn Patterson	6-0	65	10.8	5-15	.333	0-4	.000	4-4	1.000	3	10	13	2.2	8	0	2	10	0	3	14	2.3			
01	Dennis Diaz	6-1	48	8.0	3-10	.300	2-8	.250	0-0	.000	1	2	3	0.5	5	0	4	7	0	1	8	1.3			
21	Jermol Paul	6-0	34	5.7	2-6	.333	0-1	.000	4-6	.667	3	2	5	0.8	4	0	1	4	0	0	8	1.3			
33	J.R. Weston	1-0	8	8.0	0-1	.000	0-1	.000	1-2	.500	0	2	2	2.0	1	0	0	0	0	0	1	1.0			
Team											8	12	20											1	
Total.....		6	1200		143-310	.461	38-115	.330	78-120	.650	63	145	208	34.7	112	4	86	100	16	38	402	67.0			
Opponents.....		6	1200		148-339	.437	28-100	.280	82-124	.661	68	126	194	32.3	99	-	87	80	17	47	406	67.7			



Official Basketball Box Score - Game Totals - Final Statistics
Bethune-Cookman vs Stetson
 11/11/11 7:30 pm at Deland, Fla. (Edmunds Center)



Bethune-Cookman 60 • 0-1

#	Player	F	Total			3-Ptr			Rebounds			PF	TP	A	TO	Blk	Stl	Min
			FG	FGA	FT	FTA	FG	FGA	FT	FTA	Off							
23	HOLLOMAN, Garris	f	4	15	0	2	2	9	6	15	2	10	0	2	0	4	35	
01	COLEMAN, Adrien	g	1	5	0	0	0	1	2	3	4	2	0	5	0	2	19	
05	BREEZE, Anthony	g	6	10	0	6	7	4	6	10	3	18	0	2	1	3	29	
12	TRAPP, Mikel	g	1	6	1	4	2	2	1	2	3	4	5	0	1	0	27	
02	DUKES, Kevin	g	2	11	2	7	1	2	1	3	4	2	7	4	3	0	29	
02	SMITH, Alex	g	0	2	0	0	0	5	1	6	2	2	0	1	1	0	8	
03	SCOTLAND, Paul	g	3	16	0	4	2	2	0	2	2	8	2	0	0	3	24	
15	MACK, Marc	g	1	5	0	0	0	1	0	1	2	2	0	1	0	1	11	
22	JOHNSON, Ricky	g	1	3	1	3	4	1	0	1	1	6	0	3	0	0	16	
32	BAROUM, David	g	0	0	0	0	0	0	0	0	1	0	0	0	0	1		
33	MCAFFEE, Raymoan	g	0	0	0	0	0	0	0	0	0	0	1	0	0	1		
Team								1	2	3								
Totals			19	73	4	19	18	25	27	20	47	23	60	6	19	2	16	

FG % 1st Half: 9-38 23.7% 2nd half: 10-35 28.6% Game: 19-73 26.0%
 3FG % 1st Half: 0-4 0.0% 2nd half: 4-15 26.7% Game: 4-19 21.1%
 FT % 1st Half: 13-17 76.5% 2nd half: 5-8 62.5% Game: 18-25 72.0%

Stetson 65 • 1-0

#	Player	F	Total			3-Ptr			Rebounds			PF	TP	A	TO	Blk	Stl	Min
			FG	FGA	FT	FTA	FG	FGA	FT	FTA	Off							
24	Liam McInerney	f	2	3	0	0	1	7	8	5	5	2	1	0	0	21		
41	Adam Pegg	c	4	7	0	0	6	8	1	4	5	4	14	1	5	0	29	
11	Aaron Graham	g	4	6	3	5	0	10	10	3	12	0	4	0	2	25		
12	Joel Naburbs	g	3	7	3	5	0	0	1	1	3	9	2	2	0	1	24	
23	Chris Perez	g	5	11	0	2	4	7	1	1	2	14	2	4	0	4	35	
01	Dennis Diaz	g	3	4	0	1	0	0	3	3	1	6	2	2	0	0	16	
03	Willie Green	g	1	3	0	0	1	0	1	0	3	2	3	2	1	17		
04	Diego Morales	g	0	0	0	0	0	1	1	2	2	0	2	1	0	6		
21	Jermol Paul	g	1	1	0	0	0	2	2	2	2	0	3	1	0	11		
22	Tyshawn Patterson	g	0	0	0	0	0	0	0	0	0	0	1	3	0	9		
33	J.R. Weston	g	0	0	0	0	0	0	0	0	1	0	1	1	1	7		
Team								2	1	3								
Totals			23	42	6	12	13	24	6	30	36	23	65	15	29	4	200	

FG % 1st Half: 11-21 52.4% 2nd half: 12-21 57.1% Game: 23-42 54.8%
 3FG % 1st Half: 1-4 25.0% 2nd half: 5-8 62.5% Game: 6-12 50.0%
 FT % 1st Half: 7-14 50.0% 2nd half: 6-10 60.0% Game: 13-24 54.2%

Officials: Ernie Pheal, Brandon Brandes, Curtis Pierce
 Technical fouls: Bethune-Cookman-None. Stetson-None.
 Attendance: 1241

Score by periods	1st	2nd	Total
Bethune-Cookman	31	29	60
Stetson	30	35	65

Last FG - BCMU12 2nd-01:37, STETSON 2nd-01:18.
 Largest lead - BCMU12 by 4 2nd-03:35, STETSON by 5 2nd-00:57.

Score tied - 10 times.
 Lead changed - 14 times.



Official Basketball Box Score - Game Totals - Final Statistics
Stetson vs Florida A&M
 11.14.11 7 p.m. at Tallahassee, Fla. (Al Lawson Center)



Stetson 78 • 2-0

#	Player	F	Total			3-Ptr			Rebounds			PF	TP	A	TO	Blk	Stl	Min
			FG	FGA	FT	FTA	FG	FGA	FT	FTA	Off							
24	Liam McInerney	f	5	6	2	3	1	2	3	4	4	13	0	1	0	0	17	
41	Adam Pegg	c	4	9	1	1	6	6	2	4	6	5	15	1	6	0	32	
11	Aaron Graham	g	4	11	0	2	1	2	6	8	3	9	3	2	0	1	22	
12	Joel Naburbs	g	2	4	0	0	2	9	11	1	6	0	3	0	0	28		
23	Chris Perez	g	4	9	1	1	3	4	5	7	3	12	1	2	0	1	27	
01	Dennis Diaz	g	2	4	1	2	0	0	3	3	1	5	0	2	0	1	12	
03	Willie Green	g	2	7	0	1	3	4	2	4	2	4	2	3	1	0	21	
04	Diego Morales	g	0	1	0	0	0	0	0	0	0	0	0	0	0	0	2	
21	Jermol Paul	g	1	1	0	0	2	2	3	4	3	4	0	3	0	0	9	
22	Tyshawn Patterson	g	1	2	0	0	6	6	0	3	3	2	8	7	4	1	31	
33	J.R. Weston	g	1	1	0	0	0	0	0	1	2	0	0	0	0	0	9	
Team								1	3	4								
Totals			26	55	7	14	19	21	12	42	54	25	78	14	26	2	7	

FG % 1st Half: 11-24 45.8% 2nd half: 15-31 48.4% Game: 26-55 47.3%
 3FG % 1st Half: 2-5 40.0% 2nd half: 5-9 55.6% Game: 7-14 50.0%
 FT % 1st Half: 11-12 91.7% 2nd half: 8-9 88.9% Game: 19-21 90.5%

Florida A&M 60 • 0-2

#	Player	F	Total			3-Ptr			Rebounds			PF	TP	A	TO	Blk	Stl	Min
			FG	FGA	FT	FTA	FG	FGA	FT	FTA	Off							
21	TEAL,Markee	f	3	6	0	0	2	0	2	4	6	0	4	0	2	21		
42	CROWDER,Yannick	f	6	12	0	0	1	4	5	2	13	0	2	1	0	29		
01	MOORE,Avery	g	3	13	1	7	3	5	0	2	2	0	10	0	2	0	34	
04	KENNINGS,Jeffrey	g	0	6	0	2	0	0	1	1	3	0	5	1	0	1	15	
15	BULLARD,D'Andre	g	3	8	1	1	1	3	4	1	8	1	2	0	1	26		
05	HAGOOD,Treshawn	g	1	5	0	1	0	0	0	0	2	2	2	1	1	12		
11	BROWN,Isaac	g	0	1	0	0	0	0	0	0	1	0	0	1	0	3		
12	LEWIS,Reggie	g	2	9	0	2	4	5	1	3	4	2	8	2	1	0	16	
24	NEAL,Jeffrey	g	0	1	0	0	0	1	1	2	0	0	0	0	0	4		
25	DEAN,Jeremy	g	1	5	0	2	1	4	1	2	3	0	3	1	3	0	23	
32	ROSE,Vaughn	g	0	0	0	0	1	1	0	1	0	0	0	0	0	1		
33	DRAYTON,Nathaniel	g	5	8	0	1	0	3	2	1	3	3	10	0	2	0	16	
Team								4	1	5								
Totals			24	74	2	16	10	19	13	18	31	20	60	11	19	2	12	

FG % 1st Half: 11-32 34.4% 2nd half: 13-42 31.0% Game: 24-74 32.4%
 3FG % 1st Half: 2-8 25.0% 2nd half: 0-8 0.0% Game: 2-16 12.5%
 FT % 1st Half: 3-4 75.0% 2nd half: 7-15 46.7% Game: 10-19 52.6%

Officials: (R)Everett Summers, (U1) Frank Raposo, (U2)Lenwood Swims
 Technical fouls: Stetson-TEAM. Florida A&M-None.
 Attendance: 1116

Score by periods	1st	2nd	Total
Stetson	35	43	78
Florida A&M	27	33	60

Last FG - STETSON 2nd-00:35, FAMUM 2nd-00:22.
 Largest lead - STETSON by 25 2nd-06:26, FAMUM by 3 1st-19:06.

Score tied - 1 time.
 Lead changed - 5 times.



Official Basketball Box Score - Game Totals - Final Statistics
Stetson vs Florida State
 11/16/11 7:00 pm at Donald L Tucker Center, Tallahassee, FL



Stetson 66 • 2-1

#	Player	F	Total			3-Ptr			Rebounds			PF	TP	A	TO	Blk	Stl	Min
			FG	FGA	FT	FTA	FG	FGA	FT	FTA	Off							
24	Liam McInerney	f	1	4	0	1	0	2	1	3	3	2	0	2	0	0	22	
41	Adam Pegg	c	3	8	1	3	0	0	2	2	4	7	1	0	0	0	29	
11	Aaron Graham	g	4	17	2	8	0	0	2	5	0	10	4	3	0	2	27	
12	Joel Naburbs	g	6	16	2	10	0	4	1	5	1	14	4	4	0	2	33	
23	Chris Perez	g	3	7	0	2	5	0	5	2	11	0	1	0	0	0	27	
01	Dennis Diaz	g	1	2	1	2	0	0	0	0	1	3	0	1	0	1	11	
03	Willie Green	g	1	3	0	1	2	1	7	8	1	3	2	3	0	1	17	
21	Jermol Paul	g	2	2	1	1	0	0	1	0	1	5	0	2	0	1	11	
22	Tyshawn Patterson	g	0	3	0	1	0	0	2	2	1	0	3	1	0	1	13	
33	J.R. Weston	g	4	5	3	4	0	0	1	0	11	0	0	0	0	0	10	
Team								2	0	2								



Official Basketball Box Score - Game Totals - Final Statistics
Stetson vs Charleston Southern
 11/21/11 7:30 p.m. at Buccaneer Fieldhouse



Stetson 64 • 3-2

#	Player	Total		3-Ptr		Rebounds		PF	TP	A	TO	Blk	Stl	Min	
		FG-FGA	FT-FTA	FG-FGA	FT-FTA	Off	Def								Tot
24	Liam McInerney	f	2-5	1-3	0-0	2	4	6	2	5	1	5	0	2	25
41	Adam Pegg	c	3-5	2-2	2-4	0	1	1	2	10	0	1	2	1	26
11	Aaron Graham	c	6-11	5-8	0-1	0	5	5	5	17	2	7	0	0	26
12	Joel Naburgs	g	4-8	3-6	1-3	1	6	7	2	12	2	3	0	1	33
23	Chris Perez	g	1-6	0-1	1-3	4	2	6	3	3	1	3	0	1	35
01	Dennis Diaz	g	1-2	1-2	0-0	0	2	2	0	3	0	1	0	0	9
03	Willie Green	g	3-7	0-0	0-0	2	0	2	3	6	1	2	2	1	20
21	Jermol Paul	g	1-3	0-2	3-4	0	0	0	1	5	0	1	1	0	7
22	Tyshawn Patterson	g	1-3	1-1	0-0	0	2	2	1	3	2	1	0	0	15
33	J.R. Weston	g	0-1	0-1	0-0	0	1	1	2	0	1	1	0	0	4
Team															
Totals			22-51	13-26	7-15	9	25	34	21	64	10	26	5	6	200

FG % 1st Half: 10-26 38.5% 2nd half: 12-25 48.0% Game: 22-51 43.1%
 3FG % 1st Half: 3-11 27.3% 2nd half: 10-15 66.7% Game: 13-26 50.0%
 FT % 1st Half: 3-4 75.0% 2nd half: 4-11 36.4% Game: 7-15 46.7%

Charleston Southern 73 • 3-2

#	Player	Total		3-Ptr		Rebounds		PF	TP	A	TO	Blk	Stl	Min	
		FG-FGA	FT-FTA	FG-FGA	FT-FTA	Off	Def								Tot
01	MARTIN, Kelvin	f	6-10	0-0	3-6	2	8	10	1	15	3	0	1	7	32
23	MUO, Mathiang	f	6-12	6-10	4-5	1	5	6	1	22	1	4	0	0	29
24	BOWEN, Cedrick	g	2-5	0-0	0-0	2	1	3	1	4	0	2	0	0	14
05	NIMLEY, Saah	g	1-6	0-4	1-4	1	1	2	2	3	4	4	0	3	28
10	SEXTON, Jeremy	g	2-7	2-4	0-0	0	0	0	0	6	3	5	0	1	22
00	HARPER, Arlon	g	6-7	0-0	2-2	1	3	4	3	14	2	1	0	2	24
04	STRICKLAND, Sheldon	g	0-4	0-1	2-2	0	1	1	1	2	3	1	0	0	16
15	GOMBWER, Paul	g	1-3	0-0	1-2	2	2	4	3	3	0	1	0	3	28
20	GRIER, Chris	g	2-2	0-0	0-0	0	1	1	2	4	1	0	0	1	7
Team															
Totals			26-56	8-19	13-21	11	23	34	14	73	17	18	1	17	200

FG % 1st Half: 8-24 33.3% 2nd half: 18-32 56.3% Game: 26-56 46.4%
 3FG % 1st Half: 1-8 12.5% 2nd half: 7-11 63.6% Game: 8-19 42.1%
 FT % 1st Half: 5-11 45.5% 2nd half: 8-10 80.0% Game: 13-21 61.9%

Officials: Ted Valentine
 Technical fouls: Stetson-None. Charleston Southern-None.
 Attendance: 891

Score by periods	1st	2nd	Total
Stetson	26	38	64
Charleston Southern	22	51	73

Last FG - STETSON 2nd-00:15, CSU 2nd-00:01.
 Largest lead - STETSON by 12 1st-05:40, CSU by 10 2nd-00:31.

Score tied - 5 times.
 Lead changed - 8 times.



Official Basketball Box Score - Game Totals - Final Statistics
ETSU vs Stetson
 12/01/11 7:15 p.m. at DeLand, Fla. (Edmunds Center)



ETSU 65 • 3-3 (0-1 A-SUN)

#	Player	Total		3-Ptr		Rebounds		PF	TP	A	TO	Blk	Stl	Min	
		FG-FGA	FT-FTA	FG-FGA	FT-FTA	Off	Def								Tot
41	BROWN, Isiah	f	9-12	0-0	2-4	1	4	5	4	20	1	3	2	0	31
05	COOLEY, Sheldon	g	2-6	0-1	2-4	0	2	2	1	6	5	1	0	1	28
13	HUBBARD, Tommy	g	3-9	0-1	0-1	1	4	5	5	6	0	4	0	2	32
23	DUBOSE, Marcus	g	3-7	1-4	4-6	1	4	5	2	11	1	4	0	3	30
43	SOLLAZO, Adam	g	5-10	0-2	3-4	0	1	1	2	13	6	3	0	1	28
00	WOUMN, Ryan	g	0-0	0-0	1-2	0	1	1	1	1	0	0	0	0	5
02	JONES, Jarvis	g	2-5	1-2	0-1	1	0	1	0	5	1	0	0	0	13
04	REMBERT, Rashawn	g	0-4	0-2	1-2	0	1	1	0	1	0	0	0	1	10
21	WALTON, John	g	0-4	0-0	0-0	3	0	3	0	0	0	1	0	0	6
34	PODERIS, Lukas	g	0-0	0-0	0-0	0	3	3	0	0	0	0	2	1	9
44	WARD, J.C.	g	1-1	0-0	0-0	1	0	1	1	2	0	0	0	0	8
Team															
Totals			25-58	2-12	13-24	8	20	28	16	65	14	16	4	11	200

FG % 1st Half: 10-21 47.6% 2nd half: 15-37 40.5% Game: 25-58 43.1%
 3FG % 1st Half: 1-5 20.0% 2nd half: 1-7 14.3% Game: 2-12 16.7%
 FT % 1st Half: 4-8 50.0% 2nd half: 9-16 56.3% Game: 13-24 54.2%

Stetson 73 • 4-3 (1-0 A-SUN)

#	Player	Total		3-Ptr		Rebounds		PF	TP	A	TO	Blk	Stl	Min	
		FG-FGA	FT-FTA	FG-FGA	FT-FTA	Off	Def								Tot
24	Liam McInerney	f	2-3	0-0	0-0	1	6	7	3	4	0	4	2	0	32
41	Adam Pegg	c	5-9	0-0	2-3	3	6	9	3	12	1	3	0	0	20
01	Dennis Diaz	g	0-2	0-2	0-0	0	1	1	0	0	3	2	0	0	11
11	Aaron Graham	g	6-10	5-7	3-5	0	4	4	3	20	7	3	0	2	35
23	Chris Perez	g	5-11	1-2	3-5	0	1	1	4	14	3	4	0	2	35
03	Willie Green	g	2-5	0-0	1-4	2	3	5	1	5	1	1	1	0	23
12	Joel Naburgs	g	5-11	5-11	0-0	2	7	9	2	15	5	3	0	1	26
21	Jermol Paul	g	0-1	0-0	2-4	1	0	1	2	2	0	1	0	0	5
22	Tyshawn Patterson	g	0-1	0-1	0-0	1	1	2	1	0	0	2	0	0	5
33	J.R. Weston	g	0-1	0-1	1-2	0	2	2	1	1	0	0	0	0	8
Team															
Totals			25-54	11-24	12-23	13	32	45	20	73	20	23	3	5	200

FG % 1st Half: 10-24 41.7% 2nd half: 15-30 50.0% Game: 25-54 46.3%
 3FG % 1st Half: 5-14 35.7% 2nd half: 6-10 60.0% Game: 11-24 45.8%
 FT % 1st Half: 3-6 50.0% 2nd half: 9-17 52.9% Game: 12-23 52.2%

Officials: Brett Smith, Darryl Smith, Bart Lenox
 Technical fouls: ETSU-None. Stetson-None.
 Attendance: 1046

Score by periods	1st	2nd	Total
ETSU	25	40	65
Stetson	28	45	73

Last FG - ETSU 2nd-00:18, STETSON 2nd-00:31.
 Largest lead - ETSU by 3 1st-12:35, STETSON by 2 2nd-09:32.

Score tied - 2 times.
 Lead changed - 4 times.



Official Basketball Box Score - Game Totals - Final Statistics
Stetson vs UF
 11/28/11 7 p.m. at Orlando, Fla. (Amway Center)



Stetson 70 • 3-3

#	Player	Total		3-Ptr		Rebounds		PF	TP	A	TO	Blk	Stl	Min	
		FG-FGA	FT-FTA	FG-FGA	FT-FTA	Off	Def								Tot
24	Liam McInerney	f	0-5	0-2	5-6	3	2	5	1	5	2	1	0	0	29
41	Adam Pegg	c	6-11	0-1	7-9	1	3	4	4	19	3	2	0	1	25
11	Aaron Graham	g	1-7	0-4	2-2	0	2	2	4	4	4	3	2	0	26
12	Joel Naburgs	g	1-6	0-3	0-0	0	8	8	0	2	0	1	0	1	19
23	Chris Perez	g	8-14	0-2	4-5	1	2	3	4	20	1	2	0	0	30
01	Dennis Diaz	g	3-5	1-3	2-2	1	2	3	1	9	1	4	0	0	17
03	Willie Green	g	5-7	0-0	1-3	0	5	5	1	11	0	2	1	0	23
21	Jermol Paul	g	0-0	0-0	0-0	0	0	0	0	0	0	0	0	0	4
22	Tyshawn Patterson	g	0-1	0-1	0-2	0	2	2	1	0	2	3	0	2	16
33	J.R. Weston	g	0-2	0-1	0-0	0	0	0	3	0	1	0	0	0	11
Team															
Totals			24-58	1-17	21-29	10	27	37	19	70	14	18	3	4	200

FG % 1st Half: 12-29 41.4% 2nd half: 12-29 41.4% Game: 24-58 41.4%
 3FG % 1st Half: 1-9 11.1% 2nd half: 0-8 0.0% Game: 1-17 5.9%
 FT % 1st Half: 6-7 85.7% 2nd half: 15-22 68.2% Game: 21-29 72.4%

UF 96 • 5-1

#	Player	Total		3-Ptr		Rebounds		PF	TP	A	TO	Blk	Stl	Min	
		FG-FGA	FT-FTA	FG-FGA	FT-FTA	Off	Def								Tot
04	Young, Patric	f	4-7	0-0	1-2	1	2	3	4	9	2	0	2	1	20
15	Yeguete, Will	f	4-9	0-0	2-3	6	5	11	1	10	1	2	1	4	26
01	Boynton, Kenny	g	4-12	3-8	2-2	0	1	1	1	13	5	1	0	3	31
11	Walker, Erving	g	7-13	3-8	4-4	0	3	3	1	21	6	1	0	1	27
23	Beal, Bradley	g	7-13	5-9	3-6	1	9	10	1	22	3	2	3	0	35



Official Basketball Box Score -- Game Totals -- Final Statistics
USC Upstate vs Stetson
 12/17/11 3:15 pm at DeLand, Fla. (Edmunds Center)



USC Upstate 79 • 7-5 (1-0 A-Sun)

#	Player	Total			3-Ptr			Rebounds			PF	TP	A	TO	Blk	Stl	Min
		FG-FGA	FG-FGA	FT-FTA	FG-FGA	FG-FGA	FT-FTA	Off	Def	Tot							
12	GLENN, Ricardo	f	4-8	0-0	4-4	8	6	14	3	12	1	1	0	3	24		
23	CRAIG, Torrey	f	4-14	1-8	4-7	1	6	7	3	13	0	2	0	2	35		
32	ROGERS, Chalmers	f	2-2	1-1	0-0	0	1	1	1	5	0	0	0	0	10		
05	GREENE, Ty	g	7-13	4-5	3-3	0	3	3	0	21	2	2	0	1	32		
31	BLESSING, Mario	g	2-4	2-3	2-2	1	1	2	2	8	0	0	0	0	26		
13	MILLER, Fred	g	0-0	0-0	0-0	1	0	1	0	0	0	0	0	0	5		
15	RODGERS, Adrian	g	2-6	0-0	2-2	0	0	0	1	6	6	0	0	0	17		
24	MAXEY, Jodd	g	3-4	0-0	0-0	2	0	2	4	6	3	3	1	5	19		
30	ELAM, Rob	g	1-2	0-0	0-0	0	0	0	0	2	0	0	1	0	10		
33	COOK, Carter	g	0-1	0-1	0-0	0	0	0	0	2	0	1	0	0	5		
24	OLUMUYIWA, Babatund	g	2-6	0-0	2-3	0	0	0	1	6	0	2	1	3	17		
Team						0	2	2									
Totals			27-60	8-18	17-21	13	19	32	17	79	12	11	3	14	200		

FG % 1st Half: 9-27 33.3% 2nd half: 18-33 54.5% Game: 27-60 45.0% Deadball Rebounds 1,1
 3FG % 1st Half: 5-9 55.6% 2nd half: 3-9 33.3% Game: 8-18 44.4%
 FT % 1st Half: 9-12 75.0% 2nd half: 8-9 88.9% Game: 17-21 81.0%

Stetson 63 • 4-5 (1-1 A-Sun)

#	Player	Total			3-Ptr			Rebounds			PF	TP	A	TO	Blk	Stl	Min
		FG-FGA	FG-FGA	FT-FTA	FG-FGA	FG-FGA	FT-FTA	Off	Def	Tot							
24	Liam McInerney	f	2-3	1-1	0-0	0	3	3	0	5	2	4	0	1	26		
41	Adam Pegg	c	5-10	0-1	0-0	2	2	4	2	10	2	2	0	1	30		
11	Aaron Graham	g	3-8	2-6	2-3	0	4	4	4	10	3	1	0	1	34		
12	Joel Naburgs	g	2-7	2-4	4-7	1	4	5	3	10	4	5	1	0	35		
23	Chris Perez	g	6-10	0-1	0-1	2	1	3	5	12	0	0	0	2	21		
01	Dennis Diaz	g	1-3	0-2	0-0	0	1	1	2	2	0	2	0	1	14		
03	Willie Green	g	1-4	0-0	4-4	2	1	3	1	6	1	3	2	0	16		
21	Jermol Paul	g	1-2	0-0	0-0	1	0	1	1	2	0	0	0	0	9		
22	Tyshawn Patterson	g	2-3	0-0	2-2	1	3	4	2	6	2	3	0	0	15		
Team						2	1	3									
Totals			23-50	5-15	12-17	11	20	31	20	63	14	20	3	6	200		

FG % 1st Half: 13-28 46.4% 2nd half: 10-22 45.5% Game: 23-50 46.0% Deadball Rebounds 1,3
 3FG % 1st Half: 4-8 50.0% 2nd half: 1-7 14.3% Game: 5-15 33.3%
 FT % 1st Half: 5-6 83.3% 2nd half: 7-11 63.6% Game: 12-17 70.6%

Officials: Billy Dunlap, Marc Ellard, Freddie Williams
 Technical fouls: USC Upstate-None. Stetson-None.
 Attendance: 625

Score by periods	1st	2nd	Total
USC Upstate	32	47	79
Stetson	35	28	63

	In	Off	2nd	Fast	Bench
Points	Paint	T/O	Chance	Break	
USC Upstate	26	30	17	4	20
Stetson	32	10	8	16	

Last FG - UPST 2nd-00:01, STETSON 2nd-02:13.
 Largest lead - UPST by 16 2nd-00:01, STETSON by 12 1st-05:54.

Score tied - 3 times.
 Lead changed - 8 times.



Official Basketball Box Score -- Game Totals -- Final Statistics
Charleston Southern vs Stetson
 12/21/11 7:00 pm at DeLand, Fla. (Edmunds Center)



Charleston Southern 88 • 7-4

#	Player	Total			3-Ptr			Rebounds			PF	TP	A	TO	Blk	Stl	Min
		FG-FGA	FG-FGA	FT-FTA	FG-FGA	FG-FGA	FT-FTA	Off	Def	Tot							
01	MARTIN, Kelvin	f	8-13	0-1	0-1	1	7	8	1	16	3	3	3	2	38		
23	MUO, Mathiang	f	1-10	0-3	0-0	3	4	7	2	2	1	2	1	2	38		
24	BOWEN, Cedrick	f	7-8	0-0	3-5	3	3	6	1	17	1	2	1	1	21		
00	HARPER, Arlon	g	3-8	3-4	2-2	0	4	4	4	11	1	2	0	3	21		
05	NIMLEY, Saah	g	8-14	3-7	4-6	0	2	2	2	23	12	6	0	0	33		
04	STRICKLAND, Sheldon	g	5-8	3-4	1-3	1	3	4	1	14	3	0	0	0	26		
12	DETER, Mitchell	g	0-0	0-0	0-0	0	0	0	0	0	0	0	0	0	2		
15	GOMBWER, Paul	g	2-5	0-0	1-2	2	1	3	4	5	1	1	0	3	21		
Team						1	2	3									
Totals			34-66	9-19	11-19	11	26	37	15	88	22	16	5	11	200		

FG % 1st Half: 15-35 42.9% 2nd half: 19-31 61.3% Game: 34-66 51.5% Deadball Rebounds 0,2
 3FG % 1st Half: 2-8 25.0% 2nd half: 7-11 63.6% Game: 9-19 47.4%
 FT % 1st Half: 5-9 55.6% 2nd half: 6-10 60.0% Game: 11-19 57.9%

Stetson 81 • 4-6

#	Player	Total			3-Ptr			Rebounds			PF	TP	A	TO	Blk	Stl	Min
		FG-FGA	FG-FGA	FT-FTA	FG-FGA	FG-FGA	FT-FTA	Off	Def	Tot							
24	Liam McInerney	f	0-1	0-1	0-2	1	0	1	3	0	4	1	0	2	16		
41	Adam Pegg	c	4-11	1-2	0-0	2	4	6	3	9	1	3	1	0	20		
11	Aaron Graham	g	3-6	3-6	0-0	2	4	6	5	9	6	1	0	3	29		
12	Joel Naburgs	g	5-12	3-8	1-2	2	7	9	2	14	3	2	0	1	31		
23	Chris Perez	g	10-18	3-7	0-0	1	2	3	1	23	1	3	0	1	34		
01	Dennis Diaz	g	1-6	1-4	2-2	2	0	2	1	5	0	1	0	0	10		
02	Amara Thompson	g	2-5	0-1	1-2	1	0	1	2	5	0	4	0	1	9		
03	Willie Green	g	4-7	1-1	1-1	1	4	5	1	10	2	2	2	1	30		
21	Jermol Paul	g	1-2	1-1	1-2	0	2	2	4	4	2	1	0	0	13		
22	Tyshawn Patterson	g	0-0	0-0	2-2	0	2	2	0	2	4	2	1	0	8		
Team						1	1	2									
Totals			30-68	13-31	8-13	13	26	39	22	81	23	20	4	9	200		

FG % 1st Half: 13-30 43.3% 2nd half: 17-38 44.7% Game: 30-68 44.1% Deadball Rebounds 2,3
 3FG % 1st Half: 7-14 50.0% 2nd half: 6-17 35.3% Game: 13-31 41.9%
 FT % 1st Half: 7-11 63.6% 2nd half: 1-2 50.0% Game: 8-13 61.5%

Officials: Rick Crawford, Alfred W. Smith, Bruce Benedict
 Technical fouls: Charleston Southern-None. Stetson-None.
 Attendance: 1035

Score by periods	1st	2nd	Total
Charleston Southern	37	51	88
Stetson	40	41	81

	In	Off	2nd	Fast	Bench
Points	Paint	T/O	Chance	Break	
Charleston Southern	48	15	11	4	19
Stetson	32	11	5	14	26

Last FG - CSU 2nd-01:27, STETSON 2nd-00:26.
 Largest lead - CSU by 7 2nd-00:11, STETSON by 13 1st-07:29.

Score tied - 6 times.
 Lead changed - 4 times.



Official Basketball Box Score -- Game Totals -- Final Statistics
Stetson vs UCF
 12/29/11 7 p.m. at Orlando, Fla. (UCF Arena)



Stetson 70 • 4-7

#	Player	Total			3-Ptr			Rebounds			PF	TP	A	TO	Blk	Stl	Min
		FG-FGA	FG-FGA	FT-FTA	FG-FGA	FG-FGA	FT-FTA	Off	Def	Tot							
24	Liam McInerney	f	0-4	0-1	2-2	3	2	5	4	2	2	0	2	0	27		
41	Adam Pegg	c	6-13	1-3	4-4	1	2	3	1	17	1	2	0	1	28		
11	Aaron Graham	g	3-9	2-6	6-7	2	0	2	3	14	2	1	0	2	24		
12	Joel Naburgs	g	4-8	2-6	0-0	2	2	4	4	10	2	1	0	0	25		
23	Chris Perez	g	6-17	1-5	2-3	2	0	2	4	15	2	2	0	3	35		
01	Dennis Diaz	g	0-2	0-0	0-0	0	1	1	0	0	1	1	0	0	8		
02	Amara Thompson	g	1-2	0-0	1-2	0	2	2	3	3	1	4	0	0	19		
03	Willie Green	g	3-6	1-2	0-0	1	3	4	3	7	3	2	3	0	23		
21	Jermol Paul	g	0-0	0-0	0-0	0	1	1	0	0	0	0	0	0	2		
22	Tyshawn Patterson	g	1-3	0-0	0-0	0	0	0	1	2	0	0	0	0	9		
Team						3	6	9									
Totals			24-64	7-23	15-18	14	19	33	23	70	14	13	5	6	200		

FG % 1st Half: 11-28 39.3% 2nd half: 13-36 36.1% Game: 24-64 37.5% Deadball Rebounds 1
 3FG % 1st Half: 4-10 40.0% 2nd half: 3-13 23.1% Game: 7-23 30.4%
 FT % 1st Half: 3-4 75.0% 2nd half: 12-14 85.7% Game: 15-18 83.3%

UCF 80 • 9-3

#	Player	Total			3-Ptr			Rebounds			PF	TP	A	TO	Blk	Stl	Min
		FG-FGA	FG-FGA	FT-FTA	FG-FGA	FG-FGA	FT-FTA	Off	Def	Tot							
00	DAYS, Rod	f	0-2	0-2	0-0	0	2	2	2	0	0	1	0	0	13		
33	CLANTON, Keith	f	4-11	1-3	2-4	5	7	12	2	11	3	3	2	1	37		
24	CRITTLE, Josh	c	1-2	0-0	0-0	0	3	3	2	2	1	2	0	1	18		
05	JORDAN, Marcus	g	8-13	4-7	6-7	0	2	2	0	26	3	4	0	0	33		
32	SYKES, Isaiah	g	9-14	0-1	2-4	4	5	9	2	20	3	2	0	4	34		
01	SPURLOCK, Tristan	g	3-7	2-5	5-7	2	4	6	0	13	1	1	1	0	25		
10	MCCOMBS, Dwight	g	0-1	0-0	0-0	1	1	2	0	0	0	0	2	0	10		
13	JORDAN, Jeff	g	1-1	0-0	0-3	0	0	0	2	2	1	0	0	0	16		
21	GAYNOR, P.J.	g	1-1	0-0	0-1	0	1	1	2	2	0	1	0	0	8		
22	WILSON, Kasey	g	2-4	0-1	0-0	0	1	1	1	4	0	0	0	0	6		
Team						3	2	5	</								

