

1175

All-time victories in 98 seasons of HATTERS BASKETBALL. 2011-12 is the 99th season at SU.



Ricky Hazel, Assistant Athletics Director for Communications
421 North Woodland Blvd, DeLand, FL, 32723
O: 386.822.8130 :: C: 334.372.7032 :: F: 386.822.7486
jhazel@stetson.edu :: www.GoHatters.com
Follow me on Twitter (@RHazel_SID)

2011-12 SCHEDULE/RESULTS

NOVEMBER

DATE	OPPONENT	TV	TIME/RESULT
3	FLAGLER (exhib.)		W, 90-72
11	BETHUNE-COOKMAN		W, 65-60
14	at Florida A&M		W, 78-60
16	at Florida State	ESPN3.com	L, 79-66
19	SAINT LEO		W, 74-69
21	at Charleston Southern		L, 73-64
28	vs No. 9/10 Florida (1)	SUN	L, 96-70

DECEMBER

DATE	OPPONENT	TV	TIME
1	EAST TENNESSEE STATE*		W, 73-65
4	at Indiana	BTN	L, 84-50
17	USC UPSTATE*		L, 79-63
21	CHARLESTON SOUTHERN		7:00 pm
29	at UCF (2)		7:00 pm
30	vs JMU/Rhode Island (2)		TBA

JANUARY

DATE	OPPONENT	TV	TIME
2	at Kennesaw State*		7:00 pm
4	at Mercer*		7:30 pm
7	JACKSONVILLE*		3:15 pm
9	NORTH FLORIDA*		4:15 pm
14	at Belmont*		8:15 pm
16	at Lipscomb*		7:30 pm
20	FLORIDA GULF COAST*	CSS	7:00 pm
23	at Savannah State		7:00 pm
28	MERCER*		3:15 pm
30	KENNESAW STATE*		7:00 pm

FEBRUARY

DATE	OPPONENT	TV	TIME
4	at North Florida*		7:00 pm
6	at Jacksonville*		7:30 pm
11	LIPSCOMB*		3:15 pm
13	BELMONT*		7:00 pm
17	at Florida Gulf Coast*	CSS	7:00 pm
23	at East Tennessee State*		7:00 pm
25	at USC Upstate*		2:00 pm
29	Atlantic Sun Tournament (3)		TBA

SCHEDULE KEY

All times Eastern and Subject to change


* Atlantic Sun Conference game

Home games in **BOLD CAPS** played at the Edmunds Center (4,000)

(1) Florida Citrus Sports Shootout (Orlando, Florida)

(2) 2011 UCF Holiday Invitational (Orlando, Florida.)

(3) 2012 A-Sun Championship Tournament (Macon, Ga.)



STETSON HATTERS

2011-12 Record: 4-5
A-Sun Record: 1-1
Last Game: L vs USC Upstate, 79-63
Head Coach: Casey Alexander
Career Record: 4-5 (1st year)
Record at Stetson: Same

STATISTICAL LEADERS

Points: Adam Pegg (12.3)
Reb: Joel Naburgs (6.2)
Assists: Aaron Graham (3.3)
Steals: Chris Perez (1.3)



CSU BUCCANEERS

2011-12 Record: 6-4
Big South Record: 2-0
Last Game: L at Charleston, 70-68
Head Coach: Barclay Radebaugh
Career: 96-123 (8th year)
at School: 75-115 (7th year)

STATISTICAL LEADERS

Points: Kelvin Martin (13.7)
Reb: Kelvin Martin (8.8)
Assists: Saah Nimley (3.7)
Steals: Kelvin Martin (2.5)

GAME RESET

Date: Wednesday, Dec. 21, 2011
Tip-Off: 7 pm EST
Location: DeLand, FL
Arena: Edmunds Center (4,000)
Television: none
Talent: n/a
Series (Overall): SU leads 8-4
in Charleston: SU leads 7-1
Alexander vs. CSU: CSU leads 1-0






MULTIMEDIA

Hatter Vision broadcasts and offers live on-demand video streaming for home games and audio broadcasts for non-conference road games on the Stetson web (www.go-hatters.com). Murray Miller (play-by-play) and Harry Arnold (color) call the action. Hatters fans can also see video streaming for conference road games on A-Sun TV.

GAME DAY STORY LINES

- The Hatters will be looking to avenge a loss earlier this season to Charleston Southern when the Buccaneers visit on Wednesday night. Stetson lost to CSU 73-64 back on Nov. 21 in a game the Hatters led by as many as 12 points in the second half.
- In the loss to USC Upstate on Saturday, the Hatters also had a 12-point lead in the first half, but were outscored by 19 in the second half in suffering their first A-Sun loss of the year. Stetson had 11 fewer shot attempts than the Spartans in the second half as a result of 12 turnovers.
- The second half of games has proven to be the Hatters' undoing this year. Stetson has played virtually even with its opponents in the first half, averaging 31.4 points to 32.1 for opponents. In the second half, the Hatters have been outscored by an average of better than six points per game, trailing 35.6 to 41.7.
- Following tonight's game the Hatters will not return to play in the Edmunds Center until they host Jacksonville on Jan. 7. Stetson will play two games in Orlando after Christmas and then play a pair of A-Sun games at Kennesaw State and Mercer after New Year's Day.
- Freshman **Dennis Diaz** made his first career start in the win over ETSU. Diaz was in the lineup in place of **Joel Naburgs**, who came off the bench to hit five three pointers and score 15 points.
- The Hatters are averaging 22.3 turnovers per game so far this year and Stetson opponents are turning the mistakes into 22.6 points per game.
- Junior guards **J.R. Weston** and **Diego Morales** were both in street clothes for the Hatters' loss to USC Upstate. Neither is expected to miss extended time, but both are questionable for the game with Charleston Southern.
- Junior forward **Liam McInerney** came into the 2011-12 season having made just 1-of-22 from three-point range in his career. So far this year he is 6-of-12 from beyond the arc.
- One member of the Stetson team will miss the entire season while sitting out as a transfer. Guard **Hunter Miller**, a Nashville native and nephew of Sawyer Brown lead singer Mark Miller, is a transfer from Florida Gulf Coast. He will have two seasons left to play for the Hatters after this year.

STETSON PROJECTED STARTING LINEUP NOTES

	12 Joel Naburgs Junior G A native of Melbourne, Australia ... Started 16 games in 2010-11 ... Averaged 7.8 points per game ... Had 10 double-figure scoring games, including a career-high 20 against Florida Gulf Coast ... Had 10 points and five rebounds in the loss to USC Upstate.		11 Aaron Graham Sophomore G A native of Miramar ... Saw action in 30 games in 2010-11, 16 as a starter ... Has scored in double figures 10 times, including a career-best 20 points twice ... Tied a career-high with five three-pointers against ETSU, scoring 20 points.
	24 Liam McInerney Junior F A native of Port Campbell in Victoria, Australia ... Has played in 66 games in his Stetson career ... Had a career-best 13 points against Florida A&M, hitting a pair of three-pointers ... Scored 13 points, all in the second half, in the win over Saint Leo.		23 Chris Perez Sophomore G A native of Santiago in the Dominican Republic ... Attended Oldsmar Christian HS ... Played in 31 games as a freshman at Liberty in 2009-10 ... Scored a career-high 21 points in a win over VMI ... Scored a season-high 20 points against Florida.
	41 Adam Pegg Junior C A native of Clearwater ... Sat out the 2010-11 season as a transfer from Delaware where he played in 62 games in two seasons ... Started 14 games in 2009-10 and scored in double-figures six times ... Set a career-high with 19 points against Florida.	Saturday's Game Officials Rick Crawford Alfred W. Smith Bruce Benedict	

STETSON ATHLETIC MEDIA RELATIONS

Mailing Address: 421 N. Woodlands Blvd,
DeLand, FL 32723

Phone: 386.822.8130

Fax: 386.822.7486

MEDIA RELATIONS CONTACT

RICKY HAZEL Asst. AD/Communications

Office: 386.822.8130

Cell: 334.372.7032

E-Mail: jhazel@stetson.edu

WEEKLY INTERVIEWS

Head coach Casey Alexander and Stetson players will be made available for interviews in person or by telephone by request to Assistant AD Ricky Hazel.

All interviews with Stetson student-athletes must be coordinated through the Athletic Media Relations Office and requested with 24 hours advance notice.

Telephone interviews will be fulfilled at a time that does not interfere with the student-athlete's academic or practice schedule.

STETSON ATHLETICS WEBSITE

Game notes, statistics and preview stories along with photo galleries are all available on Stetson's athletic department website - www.GoHatters.com.

PRACTICE COVERAGE

Most Stetson Hatters basketball practices are open to the media. To arrange a visit to Stetson practice and/or interviews with Stetson players and coaches, please contact Stetson Assistant AD for Communications Ricky Hazel.

SOCIAL MEDIA

In addition to the following the most up-to-date information on Stetson's official athletics website, www.GoHatters.com, you can get exclusive behind-the-scenes look into the Stetson basketball program during the 2011-12 season with Stetson Assistant AD Ricky Hazel's Twitter account. You can follow him [@RHazel_SID](https://twitter.com/RHazel_SID). Also, be sure to follow [@StetsonSID](https://twitter.com/StetsonSID) for up to the minute updates on all of Stetson Athletics.

Other social media avenues for following the Hatters include the official Stetson Athletics Facebook page and the StetsonHatters YouTube Channel. Keep an eye open for regular video content from the Hatter Sports Network, a student run group that will be providing video content throughout the year.

Also keep track of the Hatters through Ricky Hazel's blog, "Adventures in Hatterland". Go to adventuresinhatterland.blogspot.com to keep up with his travels with the Hatters.

MEN'S BASKETBALL WEEKLY MEDIA PLANNER

Most practices are open to the media. For help covering Stetson men's basketball, contact Asst. AD for Communications Ricky Hazel.

TUESDAY December 20	WEDNESDAY December 21	THURSDAY December 22	FRIDAY December 23	SATURDAY December 24
PRACTICE Edmunds Center - 10 am	GAME 10 vs Charleston Southern, 7 pm Edmunds Center	OFF DAY	OFF DAY	OFF DAY

SERIES HISTORY

- Wednesday's game will be the 13th meeting between the Hatters and Buccaneers in a series that started in 1974 when CSU was known as Baptist. Stetson leads the all-time series 8-4, including a 7-1 advantage in games played in DeLand.
- The first six games in the series were all played in DeLand, and were all won by the Hatters. Stetson won the first meeting on Jan. 28, 1974 100-60.
- This is the second of two meetings between the teams. CSU took a 73-64 decision in a game played in Charleston, SC, on November 21.

LAST MEETING

- After holding CSU to just one three-point basket in the first half, Stetson was unable to stem the tide of long-range bombs in the second half of a 73-64 loss.
- The primary thorn in Stetson's side in the second half was junior forward Mathiang Muo who matched his then season total with six three-pointers in the second half.
- Stetson sophomore Aaron Graham did all that he could do to keep the Hatters in the game. He tied his career-high with five three-pointers, all in the second half, but fouled out in the final seconds with a season-high 17 points.

LOOKING AT THE BUCCANEERS

- Charleston Southern has lost two of its last three outings, including a 76-51 loss at Florida State and a two-point loss at the College of Charleston on Saturday.
- The Buccaneers have continued to shoot the ball well from three-point range, having hit 38 percent of their shots from beyond the arc. They are led from the outside by Muo, who has hit 24-of-56 (42.9%) for the year.
- The duo of Kelvin Martin (13.7 points, 8.8 rebounds) and diminutive freshman guard Saah Nimley (13.6 points, 3.3 assists) have been leading the Buccaneers.

UP NEXT

- The Hatters will be on the road for their next four games after hosting Charleston Southern. Stetson will play in the UCF Holiday Classic on Dec. 29-30 in Orlando and will face the host Knights at 7 p.m. on day one. Stetson will play either James Madison or Rhode Island on the second day of the event.
- Tickets for the UCF Holiday Classic are available for just \$8 per day if purchased by 6 p.m. on Dec. 28 from the UCF Athletic Ticket Office.
- Stetson will jump into A-Sun play on a full-time basis after the first of the year, with a trip to Georgia to face Kennesaw State (1/2) and Mercer (1/4) set to kickoff a run of seven straight league games.

GOHATTERS.COM

- Stetson's official athletics web site can be found at www.GoHatters.com. The comprehensive site, which includes releases, photos, biographical sketches and audio/video broadcasts, is powered by Neulion.

WE ARE "THE HATTERS"

- The unlikely combination of a famous hat manufacturer and a university getting together produced a novel nickname for Stetson University. The athletic teams are called "Hatters," reflecting the University's association with John B. Stetson, maker of the well-known Stetson hats. It all started back in 1883 when Henry DeLand founded the DeLand Academy. Three years later, after a disastrous freeze affected the citrus industry and left Mr. DeLand in financial trouble, Mr. Stetson, who had a winter home in DeLand, became interested in the school. When, at Mr. DeLand's request, Mr. Stetson was made chairman of the Board of Trustees in 1889, the school was renamed in his honor. Stetson University fielded the first football team in Florida in 1901, and the nickname "Hatter" was used then and is still used today.

STATISTICAL COMPARISON

CATEGORY	STU	CSU
Overall Record	4-5	6-4
Scoring	67.0	77.8
Scoring Defense	73.9	71.3
Scoring Margin	-6.9	+6.5
Field Goal Pct	.433	.437
Field Goal Pct Defense	.430	.467
3-Pt Field Goal Pct	.374	.380
3-Pt Field Goal Pct Defense	.358	.369
Free Throw Pct	.671	.680
Rebounds per game	38.7	38.0
Opp. Rebounds per game	34.6	36.7
Rebounding Margin	+4.1	+1.3
Assists	128	135
Assists per game	14.2	13.5
Turnovers	198	151
Turnover margin	-7.7	+3.6
Assist/Turnover Ratio	0.6	0.9
Steals	53	105
Steals per game	5.9	10.5
Blocks	25	27
Blocks per game	2.8	2.7

SCOUTING THE OPPOSITION: CHARLESTON SOUTHERN

2011-12 RECORD: 6-4
BIG SOUTH RECORD: 2-0



GENERAL INFORMATION

Location: N. Charleston, SC
Founded: 1964
Enrollment: 3,231
Affiliation: NCAA Division I
Conference: Big South
Nickname: Buccaneers
Colors: Blue and Gold
President: Dr. Jairy C. Hunter, Jr.
Ath. Director: Hank Small
Arena: CSU Fieldhouse (881)

TEAM INFORMATION

2010-11 Record: 16-16
Big South Record: 9-9
Big South Finish: 5th
Postseason: none
Starters Ret./Lost: 3/2

SERIES INFORMATION

Series (Overall): SU leads 8-4
in DeLand: SU leads 7-1
in Charleston: CSU leads 3-1
Neutral: never met
Streak: CSU, 2 wins
Last Stetson win: 12/31/07, 76-70, in DeLand

COACHING STAFF

Head Coach: Barclay Radebaugh
Career Record: 96-123 (8th year)
at CSU: 75-115 (7th year)
Assistant Coaches:
 B.J. McKie, Ahmad Smith,
 Brad Dobbels

MEDIA RELATIONS

MBB Contact: Rob Christie
E-mail: rchriste@csuniv.edu
Website: www.csusports.com

AT THE EDMUNDS CENTER

The Stetson men's basketball team has called the J. Ollie Edmunds Center home since 1974, but the Hatters have been anything but gracious hosts to their opponents. For the past 34 years, the Hatters have won 65.6 percent of their home games, posting a 335-175 all-time record. Here is a year-by-year look at Stetson's record at the Edmunds Center:

Year	W-L	Pct.
1974-75	16-0	1.000
1975-76	12-3	.800
1976-77	8-7	.533
1977-78	12-4	.750
1978-79	10-4	.714
1979-80	13-5	.722
1980-81	14-1	.933
1981-82	9-6	.600
1982-83	15-3	.833
1983-84	13-3	.813
1984-85	8-6	.571
1985-86	8-6	.571
1986-87	9-1	.900
1987-88	11-3	.786
1988-89	10-3	.769
1989-90	7-6	.538
1990-91	7-6	.538
1991-92	10-7	.588
1992-93	10-4	.714
1993-94	8-4	.667
1994-95	7-6	.538
1995-96	7-7	.500
1996-97	7-7	.500
1997-98	7-5	.583
1998-99	9-4	.692
1999-00	6-5	.545
2000-01	10-3	.769
2001-02	7-5	.583
2002-03	4-7	.364
2003-04	8-6	.571
2004-05	6-5	.545
2005-06	7-5	.583
2006-07	8-5	.615
2007-08	11-2	.846
2008-09	10-4	.714
2009-10	5-9	.357
2010-11	5-8	.384
2011-12	3-1	.750
Total	337-176	.657

A STETSON WIN WOULD...

- Snap the Hatters' three-game losing streak against teams from South Carolina. After last Saturday's loss to USC Upstate, Stetson has an all-time record of 64-66 against teams from the Palmetto State.
- Avoid going into the Christmas break on a three-game losing streak.
- Even the Hatters' season record at 5-5, marking the first time since the 2008-09 season that Stetson has been at the .500 mark after 10 games. Stetson has not produced a record of better than .500 through 10 games since having a 6-4 mark during the 1994-95 season.
- Improve the Hatters to 4-1 on the year at the Edmunds Center.
- Give the Hatters an all-time record of 227-220 in the month of December.
- Double the total number of December victories produced by the Hatters last year, when Stetson was 1-6 in December.
- Give Stetson the 1,176th victory in program history, dating back to 1900.

2011-12 STETSON NUMERICAL ROSTER

No.	Name	Pos.	Ht.	Wt.	Cl.-Exp.	Hometown/High School (Previous School)
1	Dennis Diaz	G	6-4	180	Fr.	Deltona, FL/DeLand HS
2	Amara Thompson [^]	G	6-4	180	Jr.	Tucker, GA/Tucker HS (UCF)
3	Willie Green	F	6-7	195	So.	Orlando, FL/Olympia HS (WKU/Daytona State College)
4	Diego Morales	G	6-0	170	Jr.	Orlando, FL/Freedom HS
10	Hunter Miller*	G	6-2	180	Jr.	Nashville, TN/Christ Presbyterian (FGCU)
11	Aaron Graham	G	6-4	185	So.	Miramar, FL/Westminster Academy
12	Joel Naburgs	G	6-4	200	Jr.	Victoria, Australia/Box Hill Senior College
21	Jermol Paul	F	6-4	215	Sr.	Ocoee, FL/Dwyer HS (Stony Brook)
22	Tyshawn Patterson	G	6-1	180	Jr.	Hartford, CT/Orlando Christian Prep
23	Chris Perez	G	6-3	215	So.	Santiago, D.R./Oldsmar Christian (Liberty)
24	Liam McInerney	F/C	6-9	235	Jr.	Port Campbell, Victoria, Australia/Ballarart & Clarendon
33	J.R. Weston	G/F	6-4	200	Jr.	Morrill, OH/Ridgedale HS
41	Adam Pegg	C	6-9	260	Jr.	Clearwater, Fla./Oldsmar Christian (Delaware)

[^]Sitting out the fall semester of the 2011-12 season to meet Stetson University academic requirements.
^{*}Sitting out the 2011-12 season to satisfy NCAA transfer requirements. Will be eligible for the 2012-13 season.

COACHING STAFF

Head Coach: Casey Alexander (Belmont, 1995 – 1st Season)
Asst. Coach: Roger Idstrom (Mars Hill, 1989 – 1st Season)
Asst. Coach: Dwight Evans (B'ham-Southern, 1984 – 1st Season)
Asst. Coach: Steve Drabyn (Belmont, 2004 – 1st season)
Athletic Trainer: Adam Deimling (Central Mich., 2006 – 3rd season)

PRONUNCIATION GUIDE

Roger Idstrom EED-strom
Amara Thompson ah-MAR-ah
Joel Naburgs NAR-bergs
Liam McInerney LEE-um MAC-in-ERNIE



Team	A-Sun	Overall
USC Upstate	2-0	8-5
Belmont	2-0	7-5
North Florida	1-0	5-7
Mercer	1-1	7-5
Lipscomb	1-1	6-7
Stetson	1-1	4-5
Florida Gulf Coast	1-1	3-7
Jacksonville	0-1	2-8
East Tennessee St.	0-2	5-5
Kennesaw State	0-2	2-8

ATLANTIC SUN SCHEDULE/RESULTS

Saturday, December 17

Missouri State 78, Kennesaw State 55

USC Upstate 79, Stetson 63

Miami, Ohio 66, Belmont 61

Auburn 84, North Florida 71

Sunday, December 18

Seton Hall 80, Mercer 77 (ot)

Wofford 63, Jacksonville 57

Monday, December 19

Virginia Tech 84, North Florida 55

East Tennessee State 83, Milligan 43

Marshall 87, Belmont 86

Memphis 85, Lipscomb 75

USC Upstate 80, Fla. Gulf Coast 75

St. Mary's 74, Kennesaw State 51

Tuesday, December 20

Georgia 72, Mercer 58

Wednesday, December 21

North Florida at Florida A&M 7 pm

Charleston Southern at Stetson 7 pm

Lipscomb at Iowa State 8 pm

Belmont at Austin Peay 8:30 pm

Thursday, December 22

Tennessee Tech at Kennesaw State 5:30 pm

Mercer at Georgia Tech 7 pm

Toledo at Florida Gulf Coast 7 pm

Jacksonville at UAB 8 pm

Friday, December 23

East Tennessee State at Tennessee 7 pm

Wednesday, December 28

Mercer at Tulsa 9:30 pm

Thursday, December 29

Stetson at UCF 7 pm

Maine at Florida Gulf Coast 7 pm

Marshall at Belmont 8 pm

Jacksonville at Alabama 9 pm

DECEMBERS HAVE BEEN A STRUGGLE

- Since 1900 the Hatters are 226-220 (.506) in the month of December, but that mark has been on a downward track for the last two decades. Last year the Hatters finished December at 1-6 (.143) and since the start of the 1990 season Stetson has produced a record of 42-86 (.328) with just three winning seasons.

LOOKING FOR SUCCESS AGAINST IN-STATE TEAMS

- The Hatters will face a total of nine in-state schools during the 2011-12 season, not counting the exhibition game against Flagler. Stetson has an all-time record against those in-state foes of 102-165.
- In addition to the nine in-state schools on the 2011-12 schedule, there are 14 other programs from inside the state of Florida that the Hatters have faced in basketball over the years. Stetson has an all-time record against the other Florida schools of 268-149.
- Overall, the Hatters have an all-time record of 370-314 against in-state foes in regular season play.
- The in-state school Stetson has played the most through the years is Rollins College. The Hatters own an all-time mark of 74-15 against the Orlando school.

STETSON ADDS NOVEMBER SIGNEES

- The Hatters added three players during the November early signing period. The trio is made up of guard **Tanner Plemmons** of Sylva, NC, guard **Logan Irwin** of Ft. Wayne, Ind., and forward **Brian Pegg** of Clearwater, Fla.
- Plemmons is a 6-2 point guard at Rabun County (Ga.) HS where he averaged 23 points per game as a junior while hitting 42 percent from three-point range. Entering his senior season, Plemmons has scored 1,905 career points and has hit 298 career three-pointers. In addition to his basketball exploits, Plemmons is also a member of the track team and was the 2011 Wendy's High School Heisman winner for the state of Georgia.
- Irwin averaged 25.1 points, 5.8 assists, and 4.9 rebounds per game as a junior at Whitko High school, helping his squad to a sectional championship as a freshman. The Wildcats have gone 10-11 and 16-6 the past two seasons, but Irwin earned Indiana Junior All-Star honors last season. He is already Whitko's all-time leading scorer with more than 1,500 points.
- Pegg formerly played at Oldsmar Christian, but the 6-foot-7 senior is playing his final season at Brandon's Faith Baptist Academy. Pegg, who will join brother Adam and all-time Pinellas County prep scoring leader Chris Perez at Stetson, averaged 10 points and six rebounds for a 30-10 Oldsmar team last season.

GETTING THE STARTING NOD

- The Hatters had two first-time starters when they opened the season against Bethune-Cookman. Even though they made their first starts at Stetson, sophomore guard **Chris Perez** (3 starts at Liberty) and junior center **Adam Pegg** (14 starts at Delaware) both have previous collegiate starts.
- Junior **Joel Narburgs** (28 career starts), sophomore **Aaron Graham** (22), and junior **Liam McInerney** (15) make up the rest of the Hatters starting five.
- In addition to the expected starting lineup, the Hatters have others on the roster with previous starting experience. Junior **Tyshawn Patterson** has started 23 games in his Stetson career while senior **Jermol Paul** and junior **J.R. Weston** both have one career start.

PLANNING FOR THE FUTURE

- The Hatters have one player sitting out the 2011-12 season as a transfer and another who will miss the fall semester after transferring.
- Guard **Hunter Miller** joined the Stetson program from Florida Gulf Coast where he spent two seasons. Over those two years he played in 59 games for the Eagles, starting eight.
- Miller is from Nashville, but has strong family ties to central Florida. His uncle, **Mark Miller**, played basketball at UCF and will bring his band, Sawyer Brown, to the Edmunds Center for a concert on December 10.
- The other new member of the Stetson program is junior **Amara Thompson**, who transferred from UCF. Thompson should be eligible to compete for the Hatters at the conclusion of the fall semester. Thompson saw action in 20 games over two seasons for the Knights.

THE BEGINNING OF A NEW ERA

- First year head coach Casey Alexander brings an exciting brand of basketball to the Edmunds Center that will look familiar to Atlantic Sun Conference basketball fans. Alexander spent the previous 16 seasons as an assistant coach at A-Sun power Belmont. Alexander was also a player at Belmont, leading the Bruins to a 119-25 record during his playing career.

MEET THE COACHING STAFF

- Joining new coach Casey Alexander on the Hatters staff for 2011-12 are a trio of coaches who are well-versed in the philosophies and style of play that Stetson will employ. Roger Idstrom was an assistant coach at Belmont with Alexander for the last 11 years. A 1989 graduate of Mars Hill College, Idstrom spent time on staff at his alma mater as well as at UNC Asheville, Montreat and Wabash Valley College before going to Gardner-Webb from 1998-2000. Dwight Evans comes to Stetson with 23 years of experience as a collegiate coach, most recently as Associate Head Coach at South Carolina State. Evans has also spent time on the coaching staffs at UCF, FIU, South Alabama and Missouri. Steve Drabyn moves into his first NCAA Division I coaching assignment at Stetson after a highly successful playing career at Belmont and seven years of Division II and high school coaching experience.



HATTER VISION

Stetson men's basketball will broadcast all home and away games over the internet, with a video simulcast during home games and select road contests. Join veterans Murray Miller and Harry Arnold as they call every exciting play all season long. Each broadcast will start 10 minutes prior to tip-off and conclude with the post game show featuring comments from Head Coach Casey Alexander.

STETSON VS. 2011-12 OPPONENTS

Opponent	Alexander		All-time	Neutral	Home	Away	Streaks	
	W-L	W-L					Longest	Current
Belmont	0-0	7-16	0-1	5-8	2-7	Belmont, 8W	Belmont, 4W	
Bethune-Cookman	1-0	20-5	0-0	16-2	4-3	SU, 9W	SU, 1W	
Charleston Southern	0-1	8-4	0-0	7-1	1-3	SU, 6W	CSU, 2W	
East Tennessee State	1-0	7-9	0-2	4-4	3-3	ETSU, 3W	SU, 2W	
Florida	0-1	14-52	0-3	8-12	6-37	UF, 17W	UF, 17W	
Florida A&M	1-0	6-1	1-0	3-1	2-0	SU, 3W	SU, 3W	
Florida Gulf Coast	0-0	4-4	0-0	3-1	1-3	Both, 3W	FGCU, 3W	
Florida State	0-1	11-43	0-5	8-8	3-30	FSU, 17W	FSU, 17W	
Indiana	0-1	0-1	0-0	0-0	0-1	IU, 1 W	IU, 1W	
Jacksonville	0-0	30-41	1-2	18-15	11-24	JU, 7W	SU, 1W	
James Madison	0-0	0-0	0-0	0-0	0-0	First Meeting		
Kennesaw State	0-0	5-7	0-0	3-3	2-4	KSU, 4W	KSU, 4W	
Lipscomb	0-0	9-8	0-0	7-1	2-7	SU, 3W	LIP, 1W	
Mercer	0-0	74-50	4-0	41-17	29-33	SU, 6W	MER, 1W	
North Florida	0-0	9-4	0-0	4-3	5-1	SU, 7W	UNF, 1W	
Rhode Island	0-0	0-0	0-0	0-1	0-0	RIU, 1W	RIU, 1W	
Saint Leo	1-0	4-0	0-0	4-0	0-0	SU, 4W	SU, 4W	
Savannah State	0-0	7-4	0-0	4-2	3-2	SU, 5W	SS, 1W	
UCF	0-0	14-18	1-0	6-9	7-9	UCF, 9W	UCF, 9W	
USC Upstate	0-1	4-4	0-0	3-2	1-2	4x, 2W	USCU, 2W	



HEAD COACH

CASEY ALEXANDER

FIRST SEASON AT STETSON

THE ALEXANDER FILE

PERSONAL

Birthplace: Chattanooga, Tenn.**Family:** Wife, Sunni; daughter, Allie; sons, Reed and Mason

EDUCATION

Undergraduate: Belmont, 1995 (B.S. in Physical Education)**Graduate:** Austin Peay, 1996 (M.S. in Sports Administration)

COACHING EXPERIENCE

2003-11 Belmont (Associate Head Coach)
1995-02 Belmont (Assistant Coach)

CONFERENCE TITLES

2011 Atlantic Sun Conference (Belmont)
2010 Atlantic Sun Conference (Belmont)
2008 Atlantic Sun Conference (Belmont)
2007 Atlantic Sun Conference (Belmont)
2006 Atlantic Sun Conference (Belmont)

POST-SEASON APPEARANCES

NCAA 2011, 2008, 2007, 2006
NIT 2004

HONORS

2011 Named No. 1 Assistant Coach in the Atlantic Sun Conference by FoxSports.com
2009 Named No. 6 mid-major Assistant Coach in the nation by CollegeInsider.com
2005 Inducted into the Belmont University Athletic Hall of Fame

PLAYING EXPERIENCE

1992-95 Belmont University
Record during playing career: 119-25
Team Captain as a senior
Record as a senior: 37-2
Led team ranked No. 1 in NAIA as a senior
Entered NAIA Tournament as No. 1 seed
Team reached NAIA Final Four

SPECIALTY STATISTICS

[POT - Points off turnovers; PP - Points in the paint; 2nd - Second chance points; FAST - Fast break points; BP - Points off the bench]

Opponent	[Stetson-Opponent]				
	POT	2nd	PP	FAST	BP
Bethune-Cookman	18/22	11/17	30/26	8/2	11/18
at Florida A&M	21/13	10/11	30/34	4/2	23/23
at Florida State	19/17	15/15	26/48	2/13	22/27
Saint Leo	16/31	15/6	26/20	0/6	18/20
at Charleston Southern	7/26	7/6	14/26	0/8	17/23
vs Florida	6/19	11/11	42/38	12/8	20/21
ETSU	9/23	9/6	26/44	8/8	23/9
at Indiana	8/30	7/8	14/50	0/12	12/23
USC Upstate	10/30	10/17	32/26	8/4	16/20
Charleston Southern					
at UCF					
vs JMU/RIU					
at Kennesaw State					
at Mercer					
Jacksonville					
North Florida					
at Belmont					
at Lipscomb					
Florida Gulf Coast					
at Savannah State					
Mercer					
Kennesaw State					
at North Florida					
at Jacksonville					
Lipscomb					
Belmont					
at Florida Gulf Coast					
at ETSU					
at USC Upstate					
STETSON TOTAL	114	95	240	42	162
Stetson Average	12.6	10.5	26.6	4.6	18.0
OPP TOTAL	211	97	312	63	184
Opp Average	23.4	10.7	35.6	7.0	20.4

CLUTCH FREE THROWS

[Final 3 Minutes - Regulation & OT]

Player	FT-FTA	Pct.
Chris Perez	8-10	.800
Aaron Graham	8-11	.727
Liam McInerney	2-3	.667
Adam Pegg	3-5	.600
Joel Naburgs	2-4	.500
Willie Green	1-2	.500
Dennis Diaz	0-0	.000
Amara Thompson	0-0	.000
Diego Morales	0-0	.000
Jermol Paul	0-0	.000
J.R. Weston	0-0	.000
Tyshawn Patterson	0-2	.000
TEAM TOTAL	24-37	.648

DEPARTED PLAYERS

- Stetson lost six players off the 2010-11 Hatters club. That group included the top three scorers from last year, sophomore Ridge Graham (12.6), freshman Corey Walden (12.0) and freshman Lis Jacobo (9.2).
- The other three players who left following last year were freshman Steve Forbes, sophomore Spence Purnell and senior Graeme Radford.

HOOSIERS USE STRONG SECOND HALF TO SURGE PAST STETSON

- In a game that was very reminiscent of the Hatters' loss at Charleston Southern Stetson built a big early lead over visiting USC Upstate only to see that lead collapse.
- The Spartans cut a 12-point first half deficit down to three, 35-32, by the break and then used a 12-0 run over an almost four-minute stretch of the second half to turn the game into their favor, winning 79-63.
- Stetson finished with 20 turnovers in the game, which the Spartans turned into 30 points. The Hatters forced just 11 turnovers and converted those into 10 points.
- Stetson placed four players in double figures in the game, but none had more than the 12 scored by **Chris Perez**. Three others added 10 points each.

HOOSIERS USE STRONG SECOND HALF TO SURGE PAST STETSON

- For two long stretches at Indiana's famed Assembly Hall, the Stetson Hatters had a hard time finding an open shot, much less making one.
- After trailing by just four points at halftime, the Hatters saw Indiana go on a 21-1 run over an almost nine minute stretch during which Stetson was 0-for-5 from the field with eight turnovers. That run, and others like it, sparked the unbeaten Hoosiers to an 84-50 victory in front of 16,821 raucous fans.
- Indiana outscored the Hatters 51-21 in the second half, scoring 24 of those second half points directly off Stetson turnovers. The Hoosiers also dominated the game in the paint, outscoring Stetson 50-14 in the lane, with freshman phenom Cody Zeller accounting for a game-high 16 points.
- Chris Perez** led Stetson, which hit just 32.1 percent of its shots in the game, with 13 points. Indiana had four players, of the 16 Hoosiers to see action, score in double figures. In addition to Zeller, Indiana got 13 from Victor Oladipo, 12 from Jordan Hulls and 11 from Verdell Jones III.

HATTERS GUN DOWN ETSU IN A-SUN OPENER

- Stetson missed its first four three-point attempts, and eight of their first 11 shots from the field, before sophomore **Aaron Graham** drained a three-pointer eight minutes into the game, opening the flood gates to a 73-65 victory over ETSU.
- Stetson finished the night having hit 11-of-24 three-point shots while also dominating the Buccaneers on the boards to the tune of 45-28.
- By the time Graham hit the first of his five three-pointers, the Hatters' streak of consecutive missed threes had reached 20, back to a bank-in by **Dennis Diaz** in the opening minutes against Florida.
- In addition to the career-high tying 20 points the Hatters got from Graham, whose five three-pointers also tied a career high, Stetson also got five three-pointers from junior **Joel Naburgs**.
- In addition to the 20 points by Graham and 15 from Naburgs, the Hatters also got 14 points from **Chris Perez** and 12 points and nine rebounds from **Adam Pegg**.

GATORS' THREE-POINT SHOOTING PROVES TO MUCH FOR STETSON

- On a night when the Stetson Hatters managed to make just one three-pointer, the ninth-ranked Florida Gators established a new season-high by making 14 in a 96-70 victory at the Amway Center.
- After Stetson freshman **Dennis Diaz** banked in a three-pointer just 2:45 into the game, the Hatters went 0-for-16 from beyond the arc the rest of the way.
- The Gators' outside shooting was more than enough to overcome career nights from three Stetson players, and a near career night for a fourth. Junior **Chris Perez** scored 16 of his team-high 20 points in the second half, falling one point shy of his career best.
- Junior center **Adam Pegg** (19 points) along with sophomore **Willie Green** (11) and Diaz (9, all in the first half) all set career highs.

CHARLESTON SOUTHERN BOMBS WAY PAST HATTERS

- After holding home-standing Charleston Southern to just one three-point basket in the first half, Stetson was unable to stem the tide of long-range bombs in the second half and fell to the Buccaneers 73-64.

STATISTICAL RANKINGS

STETSON in the ATLANTIC SUN

TEAM CATEGORY	Rank (Avg./Pct./Ratio)	ALL	A-SUN
Scoring		199	7th (67.0)
Scoring Defense		293	8th (73.9)
Scoring Margin		290	7th (-6.9)
FT Pct		199	4th (.671)
FG Pct		183	6th (.433)
FG Pct Def		187	5th (.430)
3FG Pct		66	3rd (.374)
3FG Pct Def		254	8th (.358)
Rebounding			1st (38.7)
Rebounding Defense			4th (34.6)
Rebounding Margin	85		2nd (+4.1)
Blocked Shots		233	7th (2.8)
Assists		97	3rd (14.2)
Steals		254	9th (5.9)
Turnover Margin		331	10th (-7.7)
Assist/Turnover Ratio		309	10th (0.6)

INDIVIDUAL SCORING	Rank (Avg./Pct./Ratio)	ALL	A-SUN
Adam Pegg			7th (12.3)
Chris Perez			8th (12.1)
Aaron Graham			20th (10.9)

REBOUNDING	ALL	A-SUN
Joel Naburgs		8th (6.2)
Liam McInerney		16th (5.2)
Aaron Graham		16th (5.2)

FG PERCENTAGE	ALL	A-SUN
Adam Pegg		8th (.526)

ASSISTS	ALL	A-SUN
Aaron Graham		12th (3.1)

FT PERCENTAGE	ALL	A-SUN
Adam Pegg		9th (.722)
Chris Perez		14th (.639)

STEALS	ALL	A-SUN

3FG PERCENTAGE	ALL	A-SUN
Aaron Graham		9th (.396)
Joel Naburgs		13th (.375)

3FG MADE	ALL	A-SUN
Joel Naburgs		111 (3rd (2.3))
Aaron Graham		170 (7th (2.1))

BLOCKED SHOTS	ALL	A-SUN
Willie Green		199 (6th (1.2))

ASSIST-TO-TURNOVER RATIO	ALL	A-SUN
Aaron Graham		13th (0.9)

OFFENSIVE REBOUNDS	ALL	A-SUN
Chris Perez		10th (2.2)

DEFENSIVE REBOUNDS	ALL	A-SUN
Joel Naburgs		3rd (4.8)
Aaron Graham		8th (4.3)

MINUTES PLAYED	ALL	A-SUN
Chris Perez		10th (30.1)

A-SUN ranks as of 12/20/11

NCAA rankings through games of 12/18/11

- The primary thorn in Stetson's side in the second half was junior forward Mathiang Muo who matched his season total with six three-pointers in the second half.
- The Bucs fully erased what had been a 12-point Stetson lead in the first half when junior Jeremy Sexton hit a three-pointer with 15:22 left to play.
- Stetson sophomore **Aaron Graham** did all that he could do to keep the Hatters in the game. He tied his career-high with five three-pointers, all in the second half, but fouled out in the final seconds with a season-high 17 points.
- Combined with junior **Joel Naburgs**, who scored 12 points in the game, 10 of which came in the second half, the Hatters managed just 10 other points after halftime.

HATTERS SURVIVE TO DOWN SAINT LEO

- The Hatters got all they wanted and more from Division II Saint Leo but were able to survive their Gladiatorial showdown with the visiting Lions to take a 74-69 victory.
- The showdown was very much still in doubt entering the final minute of action when Hatters junior forward **Liam McInerney** put back a missed jumper by **Chris Perez** and drew a foul. The old-fashioned three-point play broke a 67-all tie.
- Stetson was able to put the game away at the free throw line as sophomore **Aaron Graham** connected on four straight in the final 25 seconds to secure the victory.
- Junior **Adam Pegg** did his part in the game, leading the Hatters with 17 points while grabbing eight rebounds and dishing six assists. Stetson was unable to convert as often from the outside as it needed to, however, hitting just 10-of-29 from three-point range.

SEMINOLES' SIZE PROVES TOO MUCH

- The Hatters tried to take away FSU's height advantage by shooting the ball from the perimeter. The plan was good enough to keep Stetson close but, in the end, it was the inside domination of the Seminoles that led Florida State to a 79-66 victory.
- It was the Seminoles' 17th consecutive victory over Stetson, dating back to 1975, and was FSU's 25th consecutive non-conference victory over an in-state opponent.
- The Hatters took aim from outside, and hit 10 of their 33 three-point attempts in the game, but the Seminoles dominated in the paint, outscoring Stetson 48-26 in the lane.
- Stetson had four players score in double figures in the game, led by 14 points from **Joel Naburgs**, who was just two-of-10 from three-point range. **Chris Perez** and **J.R. Weston** finished with 11 points each while **Aaron Graham** had 10.
- At the end of the night, the Hatters held their own on the boards, getting out-rebounded just 36-34, and turnovers were even at 17 each.

STETSON QUIETS RATTLERS

- The Hatters overcame another rash of turnovers, but exerted their dominance on the glass against homestanding Florida A&M to take a 78-60 victory.
- Stetson turned the ball over 26 times, but FAMU gave the ball back to the Hatters 19 times. Stetson was able to build a lead by beating the Rattlers on the boards to the tune of a 54-31 advantage.
- The game was still in doubt until inside of eight minutes were left when junior **Adam Pegg** stepped out and drained a long three-pointer and **Chris Perez** followed on the next Hatters with a three-pointer of his own, pushing the Stetson lead to 22.
- Pegg led all scorers in the game with 15. The Hatters also got 13 points from **Liam McInerney**, who hit a pair of three-pointers in the game, and 12 from Perez. Of the 11 Hatters who saw action in the game, 10 scored.
- **Joel Naburgs** hit just two shots in the game for Stetson, both from three-point range, but finished the night with a career-high 11 rebounds.

OPENING WITH A VICTORY

- The Hatters did not give a picture-perfect performance, but they did enough to take a 65-60 victory over Bethune-Cookman in the season-opener for both teams.
- The game featured 48 turnovers, including 29 by the Hatters, to go with 46 personal fouls. The 29 turnovers for Stetson were the most in a game since having 32 in a 68-65 loss at Troy in January 26, 2002.
- The Stetson defense made the difference in the game, holding the Wildcats to just 26 percent shooting from the floor. Before the Hatters edged ahead for the win, the game featured 14 lead changes and 10 ties.
- **Aaron Graham** posted a double-double for Stetson, piling up 10 rebounds to go with his 12 points. **Adam Pegg** and **Chris Perez** had 14 points each.

SEASON SUPERLATIVES

STETSON TEAM GAME (HIGHS AND LOWS)

POINTS	High	78	at Florida A&M (11/14/11)
	Low	50	at Indiana (12/4/11)
POINTS (HALF)	High	45	two times
	Low	21	at Indiana (12/4/11)
FG MADE	High	26	at Florida A&M (11/14/11)
	Low	17	at Indiana (12/4/11)
FG ATTEMPTS	High	67	at Florida State (11/16/11)
	Low	42	vs. Bethune-Cookman (11/11/11)
3PT FG MADE	High	13	at Charleston Southern (11/21/11)
	Low	1	vs. Florida (11/28/11)
3PT FG ATTEMPTS	High	33	at Florida State (11/16/11)
	Low	12	vs. Bethune-Cookman (11/11/11)
3PT FG PERCENTAGE	High	.500 (13-26)	at Charleston Southern (11/21/11)
	Low	.059 (1-17)	vs. Florida (11/28/11)
FT MADE	High	21	vs. Florida (11/28/11)
	Low	6	at Florida State (11/16/11)
FT ATTEMPTS	High	29	vs. Florida (11/28/11)
	Low	9	at Florida State (11/16/11)
FT PERCENTAGE	High	.905 (19-21)	at Florida A&M (11/14/11)
	Low	.467 (7-15)	at Charleston Southern (11/21/11)
REBOUNDS	High	54	at Florida A&M (11/14/11)
	Low	31	vs. USC Upstate (12/17/11)
ASSISTS	High	20	vs. ETSU (12/1/11)
	Low	8	at Indiana (12/4/11)
STEALS	High	8	two times
	Low	3	vs. Saint Leo (11/19/11)
BLOCKED SHOTS	High	5	at Charleston Southern (11/21/11)
	Low	0	at Florida State (11/16/11)
TURNOVERS	High	29	vs. Bethune-Cookman (11/11/11)
	Low	16	vs. Saint Leo (11/19/11)
FOULS	High	25	at Florida A&M (11/14/11)
	Low	13	vs. Saint Leo (11/19/11)

STETSON INDIVIDUAL GAME HIGHS

POINTS	20	Chris Perez vs. Florida (11/28/11)
	20	Aaron Graham vs. ETSU (12/1/11)
FG MADE	8	Chris Perez vs. Florida (11/28/11)
FG ATTEMPTS	17	Joel Naburgs at Florida State (11/16/11)
FG PCT (min 5 made)	.833 (5-6)	Liam McInerney at Florida A&M (11/14/11)
3FG MADE	5	three times
3FG ATTEMPTS	11	two times
3FG PCT (min 2 made)	1.000 (2-2)	Liam McInerney vs. Saint Leo (11/19/11)
FT MADE	8	Aaron Graham vs. Saint Leo (11/19/11)
FT ATTEMPTS	9	Adam Pegg vs. Florida (11/28/11)
FT PCT (min 5 made)	1.000 (8-8)	Aaron Graham vs. Saint Leo (11/19/11)
REBOUNDS	11	Joel Naburgs at Florida A&M (11/14/11)
ASSISTS	7	two times
STEALS	4	Chris Perez vs. B-CU (11/11/11)
BLOCKED SHOTS	2	eight times
TURNOVERS	7	two times

OPPONENT TEAM GAME (HIGHS AND LOWS)

POINTS	High	96	vs. Florida (11/28/11)
	Low	60	two times
POINTS (HALF)	High	51	two times
	Low	22	at Charleston Southern (11/21/11)
FG MADE	High	34	two times
	Low	19	vs. Bethune-Cookman (11/11/11)
FG ATTEMPTS	High	74	at Florida A&M (11/14/11)
	Low	56	two times
3PT FG MADE	High	14	vs. Florida (11/28/11)
	Low	2	two times
3PT FG ATTEMPTS	High	35	vs. ETSU (11/28/11)
	Low	10	at Florida State (11/16/11)
3PT FG PERCENTAGE	High	.522 (10-23)	vs. Saint Leo (11/19/11)
	Low	.125 (2-16)	at Florida A&M (11/14/11)
FT MADE	High	18	vs. Bethune-Cookman (11/11/11)
	Low	5	vs. Saint Leo (11/19/11)
FT ATTEMPTS	High	25	vs. Bethune-Cookman (11/11/11)
	Low	10	vs. Saint Leo (11/19/11)
FT PERCENTAGE	High	.786 (11-14)	at Indiana (12/4/11)
	Low	.500 (5-10)	vs. Saint Leo (11/19/11)
REBOUNDS	High	47	vs. Bethune-Cookman (11/11/11)
	Low	24	vs. Saint Leo (11/19/11)
ASSISTS	High	22	vs. Florida (11/28/11)
	Low	6	vs. Bethune-Cookman (11/11/11)
STEALS	High	17	at Charleston Southern (11/21/11)
	Low	9	at Florida State (11/16/11)
BLOCKED SHOTS	High	7	at Indiana (12/4/11)
	Low	0	vs. Saint Leo (11/19/11)
TURNOVERS	High	19	two times
	Low	9	at Indiana (12/4/11)
FOULS	High	23	vs. Bethune-Cookman (11/11/11)
	Low	10	at Indiana (12/4/11)

OPPONENTS INDIVIDUAL GAME HIGHS

POINTS	22	two times
FG MADE	9	Isiah Brown, ETSU (12/1/11)
FG ATTEMPTS	16	two times
FG PCT (min 5 made)	1.000 (6-6)	Deividas Dulkys, at Florida State (11/16/11)
3FG MADE	6	Mathiang Muo at Charleston Southern (11/21/11)
3FG ATTEMPTS	10	Mathiang Muo at Charleston Southern (11/21/11)
3FG PCT (min 2 made)	1.000 (4-4)	Deividas Dulkys, at Florida State (11/16/11)
FT MADE	6	Anthony Breeze, B-CU (11/11/11)
FT ATTEMPTS	7	Anthony Breeze, B-CU (11/11/11)
FT PCT (min 5 made)	.857 (6-7)	Anthony Breeze, B-CU (11/11/11)
REBOUNDS	15	Garrus Holloman, B-CU (11/11/11)
ASSISTS	7	Jeff Peterson, at Florida State (11/16/11)
STEALS	7	Kelvin Martin at Charleston Southern (11/21/11)
BLOCKED SHOTS	4	Cody Zeller, at Indiana (12/4/11)
TURNOVERS	5	two times

THE LAST TIME...**Team****Scoring**

Scored 100 Points	L 111-103 vs. FGCU, 1-25-11.....	19 games
Scored 90 Points	L 111-103 vs. FGCU, 1-25-11.....	19 games
Scored 80 Points	L 111-103 vs. FGCU, 1-25-11.....	19 games
Had a 20 Point Win	20 (59-39) vs. Kennesaw State, 2-14-09	74 games
Had a 30 Point Win	45 (80-35) vs. Webber Int'l, 12-17-08	91 games
Had a 40 Point Win	45 (80-35) vs. Webber Int'l, 12-17-08	91 games
Had a 20 Point Loss	34 (84-50) at Indiana 12-4-11.....	1 games
Had a 30 Point Loss	34 (84-50) at Indiana 12-4-11.....	1 games
Had a 40 Point Loss	42 (38-80) at Florida State, 11-18-09	66 games

Miscellaneous

Did not hit 3-pointer (game)	0 at Colorado State, 12-28-04.....	207 games
Did not hit 3-pointer (half)	2nd half vs. Florida, 11-28-11	2 games

Streaks

Won 9 in a row	Feb. 6 - Mar. 2, 2006
Lost 10 in a row	Nov. 18, 2005 - Dec. 27, 2005

Wins and Losses

Defeated Ranked Opponent	New Mexico, 2/2/1974 (#17 AP Poll) Louisville, 1/17/1970 (#18 AP Poll) Miami, 2/11/1960 (#10 AP Poll)
Lost to Division II or lower	Nov. 26, 2010 (Palm Beach Atlantic)

Individual**Scoring**

Scored 20 Points	20 by Aaron Graham vs. ETSU, 12-1-11.....	2 games
Scored 25 Points	30 by Ridge Graham vs. SSU, 2-15-10.....	43 games
Scored 30 Points	30 by Ridge Graham vs. SSU, 2-15-10.....	43 games
Scored 35 Points	36 by Jason Alexander vs. Florida International, 2-24-96.....	435 games
Two Hatters with 20 Points	23 by Ridge Graham & 21 by Ty Patterson vs. UNF, 2-24-11	10 games
Three Hatters with 20 Points	G. Blair (27), E. Diaz (27), AJ Smith (20) vs. Mercer, 1-18-09	81 games

Rebounding

Recorded 10 Rebounds	11 by Joel Naburgs at Florida A&M, 11-14-11	7 games
Recorded 15 Rebounds	16 by Garfield Blair vs. Mercer, 2-16-09.....	73 games
Recorded 20 Rebounds	20 by Randy Anderson vs. Centenary, 1-15-87	739 games

Shooting (min. 5 att.)

Perfect from field	7-7 by Kris Thomas vs. FGCU, 2-23-08.....	99 games
Perfect from the FT line	8-8 by Aaron Graham vs. Saint Leo, 11-19-11	5 games

Shooting (min. 10 att.)

Perfect from the FT line	10-10 by Joel Naburgs vs. Lipscomb, 1-3-11	26 games
--------------------------	--	----------

Miscellaneous

Recorded 10 Assists	13 by Alexis McMillan vs. Florida Atlantic, 2-23-02	341 games
Recorded 5 Three Pointers	5 by Aaron Graham/Joel Naburgs vs. ETSU, 12-1-11	2 games
Recorded 5 Steals	6, Corey Walden vs ETSU, 2-6-11	14 games
Recorded 5 Blocks	5 by Chad Lambert vs. College of Charleston, 2-10-96.....	164 games
Had a double-double	12p/10r by Aaron Graham vs. Bethune-Cookman, 11-11-11.....	7 games
Had a triple-double	never accomplished	
Played a complete game	40 minutes by Luis Jacobo vs Jacksonville, 2-26-2011	8 games



NOTES AND INTANGIBLES

- Was a three-time All-State selection at DeLand High School and was named Volusia County Player of the Year for the 2010-11 season.
- Helped his team to a 25-4 record during his senior season before falling in the regional championship game.
- Helped his AAU team to a 16U National Championship.
- Dished out a career-high four assists in the win over Saint Leo.
- Scored all of his career-high nine points in the first half against Florida. Made the Hatters' only three-pointer in the game.
- Made his first collegiate start in the win over East Tennessee State on Dec. 1.

2011-12 GAME-BY-GAME

Opponent	Date	gs	min	Total		3-Pointers		Free throws		Rebounds				pf	a	t/o	blk	stl	pts	avg
				fg-fga	pct	3fg-fga	pct	ft-fa	pct	off	def	tot	avg							
BETHUNE-COOKMAN	11/11/11		16	3-4	.750	0-1	.000	0-0	.000	0	3	3	3.0	1	2	2	0	0	6	6.0
at Florida A&M	11/14/11		12	2-4	.500	1-2	.500	0-0	.000	0	3	3	3.0	1	0	2	0	1	5	5.5
at Florida State	11/16/11		11	1-2	.500	1-2	.500	0-0	.000	0	0	0	2.0	1	0	1	0	1	3	4.7
SAINT LEO	11/19/11		19	2-5	.400	1-3	.333	0-0	.000	2	3	5	2.8	2	4	1	1	0	5	4.8
at Charleston Southern	11/21/11		9	1-2	.500	1-2	.500	0-0	.000	0	2	2	2.6	0	0	1	0	0	3	4.4
vs Florida	11/28/11		17	3-5	.600	1-3	.333	2-2	1.000	1	2	3	2.7	1	1	4	0	0	9	5.2
ETSU	12/01/11	*	11	0-2	.000	0-2	.000	0-0	.000	0	1	1	2.4	0	3	2	0	0	0	4.4
at Indiana	12/04/11		3	0-0	.000	0-0	.000	0-0	.000	0	0	0	2.1	0	0	0	0	0	0	3.9
USC UPSTATE	12/17/11		14	1-3	.333	0-2	.000	0-0	.000	0	1	1	2.0	2	0	2	0	1	2	3.7
Totals			1	112	13-27	.481	5-17	.294	2-2	1.000	3	15	18	2.0	8	10	15	1	33	3.7

Games played: 9
 Minutes/game: 12.4
 Points/game: 3.7
 FG Pct: 48.1
 3FG Pct: 29.4
 FT Pct: 100.0

Rebounds/game: 2.0
 Assists/game: 1.1
 Turnovers/game: 1.7
 Assist/turnover ratio: 0.7
 Steals/game: 0.3
 Blocks/game: 0.1

1

DENNIS DIAZ

G • 6-4 • 180 • FR • HS
 DELTONA, FLORIDA
 DE LAND HIGH SCHOOL

THE DIAZ FILE

PERSONAL

Full Name

Dennis Diaz, Jr.

Birthdate

December 20, 1991

Birth Place

Fontana, California

Major

Sport Management

CAREER HIGHS

Points

9 vs. Florida [11/28/11]

Rebounds

5 vs Saint Leo [11/19/11]

Assists

4 vs Saint Leo [11/19/11]

Blocks

1 vs Saint Leo [11/19/11]

Steals

1, three times

Field Goals

3, two times

Field Goal Attempts

5, two times

3-Point Field Goals

1, five times

3-Point FG Attempts

3, two times

Free Throws

2 vs. Florida [11/28/11]

Free Throw Attempts

2 vs. Florida [11/28/11]

Minutes Played

19 vs Saint Leo [11/19/11]

MISCELLANEOUS

STETSON Record

Double-Figure Pts 0 (0-0)

Led team in Pts 0 (0-0)

20+ Points 0 (0-0)

5+ Assists 0 (0-0)

5+ Rebounds 0 (0-0)

DIAZ CAREER STATISTICS (OVERALL)

Year	GP-GS	Min-Avg	FG-A	Pct	3FG-A	Pct	FT-A	Pct	Off-Def-Tot	Avg	PF-D	A	TO	B	S	TP	Avg
2011-12	9-1	112-12.4	13-27	.481	5-17	.294	2-2	1.000	3-15-18	2.0	8-0	10	15	1	3	33	3.7
TOTAL	9-1	112-12.4	13-27	.481	5-17	.294	2-2	1.000	3-15-18	2.0	8-0	10	15	1	3	33	3.7

DIAZ CAREER STATISTICS (ATLANTIC SUN ONLY)

Year	GP-GS	Min-Avg	FG-A	Pct	3FG-A	Pct	FT-A	Pct	Off-Def-Tot	Avg	PF-D	A	TO	B	S	TP	Avg
2011-12	1-1	11-11.0	0-2	.000	0-2	.000	0-0	.000	0-1-1	1.0	0-0	3	2	0	0	0	0.0
TOTAL	1-1	11-11.0	0-2	.000	0-2	.000	0-0	.000	0-1-1	1.0	0-0	3	2	0	0	0	0.0

**NOTES AND INTANGIBLES**

- Transferred to Stetson after spending three seasons at UCF where he saw action in 20 games after redshirting in 2008-09.
- Is expected to be eligible for the Hatters after the completion of the fall semester.
- Spent one year after high school at the IMG Academy in Bradenton, Fla., where he averaged 12.0 points and 8.0 rebounds per game.
- Helped Tucker (Ga.) HS to a Class AAA state title during his senior year, 2006-07.

2011-12 GAME-BY-GAME**2****AMARA THOMPSON**

G • 6-4 • 180 • JR • TR

TUCKER, GEORGIA

TUCKER HS / UCF

THE THOMPSON FILE**PERSONAL****Full Name**

Amara Brian Okezie Thompson

Birthdate

December 6, 1988

Birth Place

Los Angeles, California

Major

Psychology

CAREER HIGHS (UCF)**Points**

3 vs. West Florida [11/12/10]

Rebounds

1 five times

Assists

1 three times

Blocks

0

Steals

0

Field Goals

1 six times

Field Goal Attempts

3 vs. Ala. State [11/27/10]

3-Point Field Goals

0

3-Point FG Attempts

1 vs. Ala. State [11/27/10]

Free Throws

1 three times

Free Throw Attempts

2 three times

Minutes Played

5 three times

MISCELLANEOUS**STETSON Record**

Double-Figure Pts 0 (0-0)

Led team in Pts 0 (0-0)

20+ Points 0 (0-0)

5+ Assists 0 (0-0)

5+ Rebounds 0 (0-0)

THOMPSON CAREER STATISTICS (OVERALL)

Year	GP-GS	Min-Avg	FG-A	Pct	3FG-A	Pct	FT-A	Pct	Off-Def-Tot	Avg	PF-D	A	TO	B	S	TP	Avg
2009-10	9-0	14-1.6	3-3	1.000	0-0	.000	0-0	.000	0-1-1	0.1	1-0	1	0	0	0	6	0.7
2010-11	11-0	24-2.2	4-6	.667	0-1	.000	3-6	.500	1-3-4	0.4	2-0	2	1	0	0	11	1.0
TOTAL	20-0	38-1.9	7-9	.777	0-1	.0	3-6	.500	1-4-5	.25	3-0	3	1	0	0	17	0.85

THOMPSON CAREER STATISTICS (CONFERENCE ONLY)

Year	GP-GS	Min-Avg	FG-A	Pct	3FG-A	Pct	FT-A	Pct	Off-Def-Tot	Avg	PF-D	A	TO	B	S	TP	Avg
2009-10	3-0	7-2.3	1-1	1.000	0-0	.000	0-0	.000	0-0-0	0.0	0-0	0	0	0	0	2	0.7
2010-11	2-0	1-0.5	0-0	.000	0-0	.000	0-0	.000	0-1-1	0.5	0-0	0	0	0	0	0	0.0
TOTAL	5-0	8-1.6	1-1	1.000	0-0	.000	0-0	.000	0-1-1	0.2	0-0	0	0	0	0	2	0.4



NOTES AND INTANGIBLES

- Redshirted in 2009-10 at Western Kentucky before playing the 2010-11 season at Daytona State College.
- Averaged 5.3 points and 2.9 rebounds per game as a freshman at DSC, playing in 32 games.
- Finished his prep career at Olympia HS with more than 1,000 points, 750 rebounds and 400 blocked shots.
- Helped Olympia to a 29-5 record as a senior and a runner-up finish in Class 6A.
- Scored a career-high 11 points in the game against Florida.

2011-12 GAME-BY-GAME

3

WILLIE GREEN

F • 6-7 • 195 • SO • JC
 ORLANDO, FLORIDA
 OLYMPIA HS / WKU / DAYTONA ST.

THE GREEN FILE

PERSONAL

Full Name
 William Jerand Green III
Birthdate
 August 28, 1991

Birth Place
 Orlando, Florida

Major
 Sports Business

CAREER HIGHS

Points
 11 vs Florida [11/28/11]

Rebounds
 8 at Florida State [11/16/11]

Assists
 2, four times

Blocks
 2, four times

Steals
 1, three times

Field Goals
 5 vs. Florida [11/28/11]

Field Goal Attempts
 7, three times

3-Point Field Goals
 0

3-Point FG Attempts
 1, two times

Free Throws
 4 vs USC Upstate [12/17/11]

Free Throw Attempts
 4, two times

Minutes Played
 23, three times

MISCELLANEOUS

STETSON Record

Double-Figure Pts 1 (0-1)
Led team in Pts 0 (0-0)
20+ Points 0 (0-0)
5+ Assists 0 (0-0)
5+ Rebounds 2 (0-2)

Opponent	Date	gs	min	Total		3-Pointers		Free throws		Rebounds				pf	a	t/o	blk	stl	pts	avg
				fg-fga	pct	3fg-fga	pct	ft-fa	pct	off	def	tot	avg							
BETHUNE-COOKMAN	11/11/11	17	1-3	.333	0-0	.000	1-2	.500	1	0	1	1.0	0	2	3	2	1	3	3.0	
at Florida A&M	11/14/11	21	2-7	.286	0-1	.000	0-0	.000	1	3	4	2.5	2	2	3	1	0	4	3.5	
at Florida State	11/16/11	17	1-3	.333	0-1	.000	1-2	.500	1	7	8	4.3	1	2	3	0	1	3	3.3	
SAINT LEO	11/19/11	17	3-4	.750	0-0	.000	1-2	.500	1	1	2	3.8	2	2	3	2	0	7	4.3	
at Charleston Southern	11/21/11	20	3-7	.429	0-0	.000	0-0	.000	2	0	2	3.4	3	1	2	2	1	6	4.6	
vs Florida	11/28/11	23	5-7	.714	0-0	.000	1-3	.333	0	5	5	3.7	1	0	2	1	0	11	5.7	
ETSU	12/01/11	23	2-5	.400	0-0	.000	1-4	.250	2	3	5	3.9	1	1	1	1	0	5	5.6	
at Indiana	12/04/11	23	2-5	.400	0-0	.000	1-2	.500	1	1	2	3.6	2	0	0	0	0	5	5.5	
USC UPSTATE	12/17/11	16	1-4	.250	0-0	.000	4-4	1.000	2	1	3	3.6	1	1	3	2	0	6	5.6	
Totals		0	177	20-45	.444	0-2	.000	10-19	.526	11	21	32	3.6	13	11	20	11	3	50	5.6

Games played: 9
 Minutes/game: 19.7
 Points/game: 5.6
 FG Pct: 44.4
 3FG Pct: 0.0
 FT Pct: 52.6


Rebounds/game: 3.6
 Assists/game: 1.2
 Turnovers/game: 2.2
 Assist/turnover ratio: 0.6
 Steals/game: 0.3
 Blocks/game: 1.2

GREEN CAREER STATISTICS (OVERALL)

Year	GP-GS	Min-Avg	FG-A	Pct	3FG-A	Pct	FT-A	Pct	Off-Def-Tot	Avg	PF-D	A	TO	B	S	TP	Avg
2011-12	9-0	177-19.7	20-45	.444	0-2	.000	10-19	.526	11-21-32	3.6	13-0	11	20	11	3	50	5.6
TOTAL	9-0	177-19.7	20-45	.444	0-2	.000	10-19	.526	11-21-32	3.6	13-0	11	20	11	3	50	5.6

GREEN CAREER STATISTICS (ATLANTIC SUN ONLY)

Year	GP-GS	Min-Avg	FG-A	Pct	3FG-A	Pct	FT-A	Pct	Off-Def-Tot	Avg	PF-D	A	TO	B	S	TP	Avg
2011-12	1-0	23-23.0	2-5	.400	0-0	.000	1-4	.250	2-3-5	5.0	1-0	1	1	1	0	5	5.0
TOTAL	1-0	23-23.0	2-5	.400	0-0	.000	1-4	.250	2-3-5	5.0	1-0	1	1	1	0	5	5.0



NOTES AND INTANGIBLES

- Played a career-high six minutes in the season-opener against Bethune-Cookman.

2011-12 GAME-BY-GAME

Opponent	Date	gs	min	Total		3-Pointers		Free throws		Rebounds			pf	a	t/o	blk	stl	pts	avg
				fg-fga	pct	3fg-fga	pct	ft-fa	pct	off	def	tot							
BETHUNE-COOKMAN	11/11/11		6	0-0	.000	0-0	.000	0-0	.000	0	1	1	1.0	2	2	1	0	0	0.0
at Florida A&M	11/14/11		2	0-1	.000	0-0	.000	0-0	.000	0	0	0	0.5	0	0	0	0	0.0	
SAINT LEO	11/19/11		4	0-0	.000	0-0	.000	0-0	.000	0	1	1	0.7	0	0	0	0	0.0	
at Indiana	12/04/11		3	0-0	.000	0-0	.000	0-0	.000	0	0	0	0.5	0	0	0	0	0.0	
Totals		0	15	0-1	.000	0-0	.000	0-0	.000	0	2	2	0.5	2	2	1	0	0.0	

Games played: 4
 Minutes/game: 3.8
 FG Pct: 0.0

Rebounds/game: 0.5
 Assists/game: 0.5
 Turnovers/game: 0.3
 Assist/turnover ratio: 2.0

4

DIEGO MORALES

G • 6-0 • 170 • JR • SQ
 ORLANDO, FLORIDA
 FREEDOM HS

THE MORALES FILE

PERSONAL

Full Name

Diego Morales

Birthdate

December 16, 1990

Birth Place

Madrid, Spain

Major

Sport Management

CAREER HIGHS

Points

4 at Florida State [12/15/10]

Rebounds

1, two times

Assists

2 vs. B-CU [11/11/11]

Blocks

0

Steals

0

Field Goals

1 at Florida State [12/15/10]

Field Goal Attempts

2 at Florida State [12/15/10]

3-Point Field Goals

0

3-Point FG Attempts

0

Free Throws

2 at Florida State [12/15/10]

Free Throw Attempts

3 at Florida State [12/14/10]

Minutes Played

6 vs. B-CU [11/11/11]

MISCELLANEOUS

STETSON Record

Double-Figure Pts 0 (0-0)

Led team in Pts 0 (0-0)

20+ Points 0 (0-0)

5+ Assists 0 (0-0)

5+ Rebounds 0 (0-0)

MORALES CAREER STATISTICS (OVERALL)

Year	GP-GS	Min-Avg	FG-A	Pct	3FG-A	Pct	FT-A	Pct	Off-Def-Tot	Avg	PF-D	A	TO	B	S	TP	Avg
2010-11	2-0	3-1.5	1-2	.500	0-0	.000	2-3	.667	0-0-0	0.0	0-0	0	0	0	0	4	2.0
2011-12	4-0	15-3.8	0-1	.000	0-0	.000	0-0	.000	0-2-2	0.5	2-0	2	1	0	0	0	0.0
TOTAL	6-0	18-3.0	1-3	.333	0-0	.000	2-3	.667	0-2-2	0.3	2-0	2	1	0	0	4	0.7

MORALES CAREER STATISTICS (ATLANTIC SUN ONLY)

Year	GP-GS	Min-Avg	FG-A	Pct	3FG-A	Pct	FT-A	Pct	Off-Def-Tot	Avg	PF-D	A	TO	B	S	TP	Avg
2010-11	0-0	0-0.0	0-0	.000	0-0	.000	0-0	.000	0-0-0	0.0	0-0	0	0	0	0	0	0.0
2011-12	0-0	0-0.0	0-0	.000	0-0	.000	0-0	.000	0-0-0	0.0	0-0	0	0	0	0	0	0.0
TOTAL	0-0	0-0.0	0-0	.000	0-0	.000	0-0	.000	0-0-0	0.0	0-0	0	0	0	0	0	0.0



NOTES AND INTANGIBLES

- Saw action in 30 games as a redshirt freshman, starting 16 ... Averaged 6.1 points and 2.3 rebounds per outing.
- Career high 20 points against UNF in 2010-11 came on 5-of-9 shooting, including 5-of-6 from three-point range.
- Posted his first career double-double with 12 points and 10 rebounds in the season-opening victory over Bethune-Cookman.
- Tied his career high by hitting five three-pointers in the loss at Charleston Southern and again in win over ETSU.

2011-12 GAME-BY-GAME

11

AARON GRAHAM

G • 6-4 • 185 • SO • 1L
MIRAMAR, FLORIDA
WESTMINSTER ACADEMY

**THE GRAHAM FILE
PERSONAL**

Full Name

Aaron Graham

Birthdate

October 21, 1991

Birth Place

Queens, New York

Major

Business Management

CAREER HIGHS

Points

20, two times

Rebounds

10 vs. B-CU [11/11/11]

Assists

7 vs. ETSU [12/1/11]

Blocks

2 vs Florida [11/28/11]

Steals

3, three times

Field Goals

6, three times

Field Goal Attempts

17 at Florida State [11/16/11]

3-Point Field Goals

5, four times

3-Point FG Attempts

8, four times

Free Throws

8 vs Saint Leo [11/19/11]

Free Throw Attempts

8 vs Saint Leo [11/19/11]

Minutes Played

36 at Fla. Gulf Coast [2/21/11]

MISCELLANEOUS

STETSON Record

Double-Figure Pts 12 (5-7)

Led team in Pts 5 (3-2)

20+ Points 2 (2-0)

5+ Assists 1 (1-0)

5+ Rebounds 9 (4-5)

Opponent	Date	gs	min	Total		3-Pointers		Free throws		Rebounds				pf	a	t/o	blk	stl	pts	avg	
				fg-fga	pct	3fg-fga	pct	ft-fa	pct	off	def	tot	avg								
BETHUNE-COOKMAN	11/11/11	*	25	4-6	.667	3-4	.750	1-2	.500	0	10	10	10.0	3	0	4	0	2	12	12.0	
at Florida A&M	11/14/11	*	22	4-11	.364	0-2	.000	1-1	1.000	2	6	8	9.0	3	3	2	0	1	9	10.5	
at Florida State	11/16/11	*	27	4-17	.235	2-8	.250	0-0	.000	3	2	5	7.7	0	4	3	0	2	10	10.3	
SAINT LEO	11/19/11	*	18	0-5	.000	0-4	.000	8-8	1.000	1	2	3	6.5	2	2	2	0	1	8	9.8	
at Charleston Southern	11/21/11	*	26	6-11	.545	5-8	.625	0-1	.000	0	5	5	6.2	5	2	7	0	0	17	11.2	
vs Florida	11/28/11	*	26	1-7	.143	0-4	.000	2-2	1.000	0	2	2	5.5	4	4	3	2	0	4	10.0	
ETSU	12/01/11	*	35	6-10	.600	5-7	.714	3-5	.600	0	4	4	5.3	3	7	3	0	2	20	11.4	
at Indiana	12/04/11	*	27	3-8	.375	2-5	.400	0-0	.000	2	4	6	5.4	2	3	5	0	2	8	11.0	
USC UPSTATE	12/17/11	*	34	3-8	.375	2-6	.333	2-3	.667	0	4	4	5.2	4	3	1	0	1	10	10.9	
Totals			9	240	31-83	.373	19-48	.396	17-22	.773	8	39	47	5.2	26	28	30	2	11	98	10.9

Games played: 9
Minutes/game: 26.7
Points/game: 10.9
FG Pct: 37.3
3FG Pct: 39.6
FT Pct: 77.3


Rebounds/game: 5.2
Assists/game: 3.1
Turnovers/game: 3.3
Assist/turnover ratio: 0.9
Steals/game: 1.2
Blocks/game: 0.2

GRAHAM CAREER STATISTICS (OVERALL)

Year	GP-GS	Min-Avg	FG-A	Pct	3FG-A	Pct	FT-A	Pct	Off-Def-Tot	Avg	PF-D	A	TO	B	S	TP	Avg
2010-11	30-16	597-19.9	58-157	.369	32-89	.360	36-46	.783	21-48-69	2.3	53-3	35	52	5	29	184	6.1
2011-12	9-9	240-26.7	31-83	.373	19-48	.396	17-22	.773	8-39-47	5.2	26-1	28	30	2	11	98	10.9
TOTAL	39-25	837-21.5	89-240	.371	51-137	.372	53-68	.779	29-87-116	3.0	79-4	63	82	7	40	282	7.2

GRAHAM CAREER STATISTICS (ATLANTIC SUN ONLY)

Year	GP-GS	Min-Avg	FG-A	Pct	3FG-A	Pct	FT-A	Pct	Off-Def-Tot	Avg	PF-D	A	TO	B	S	TP	Avg
2010-11	19-9	334-17.6	33-90	.367	19-51	.373	16-22	.727	13-24-37	1.9	30-2	26	32	5	15	101	5.3
2011-12	1-1	35-35.0	6-10	.600	5-7	.714	3-5	.600	0-4-4	4.0	3-0	7	3	0	2	20	20.0
TOTAL	20-10	369-18.5	39-100	.390	24-58	.414	19-27	.704	13-28-41	2.1	33-2	33	35	5	17	121	6.1



NOTES AND INTANGIBLES

- Has started 23 games in his career at Stetson, including 16 in Atlantic Sun Conference play.
- Scored his career-high 20 points in 47 minutes of playing time in a triple overtime game against Florida Gulf Coast.
- Missed almost two weeks of practice time during the preseason with an injury.
- Grabbed a career-best 11 rebounds in the victory over Florida A&M.
- Had a career-high five three-pointers, scoring a season-high 15 points, in the win over ETSU.

2011-12 GAME-BY-GAME

12

JOEL NABURGS

G • 6-4 • 200 • JR • 2L
RINGWOOD, VICTORIA,
AUSTRALIA
BOX HILL SENIOR COLLEGE

THE NABURGS FILE

PERSONAL

Full Name

Joel Naburgs

Birthdate

February 22, 1990

Birth Place

Melbourne, Australia

Major

General Studies

CAREER HIGHS

Points

20 vs. Fla. Gulf Coast [1/25/11]

Rebounds

11 at Florida A&M [11/14/11]

Assists

5, three times

Blocks

1, seven times

Steals

4 vs. Lipscomb [1/3/11]

Field Goals

6, two times

Field Goal Attempts

16 at Florida State [11/16/11]

3-Point Field Goals

5 vs. ETSU [12/1/11]

3-Point FG Attempts

12 vs. Fla. Gulf Coast [1/25/11]

Free Throws

10 vs. Lipscomb [1/3/11]

Free Throw Attempts

10 vs. Lipscomb [1/3/11]

Minutes Played

47 vs. Fla. Gulf Coast [1/25/11]

MISCELLANEOUS

STETSON Record

Double-Figure Pts

22 (8-14)

Led team in Pts

4 (0-4)

20+ Points

1 (0-1)

5+ Assists

3 (2-1)

5+ Rebounds

19 (5-14)

Opponent	Date	gs	min	Total		3-Pointers		Free throws		Rebounds				pf	a	t/o	blk	stl	pts	avg	
				fg-fga	pct	3fg-fga	pct	ft-fa	pct	off	def	tot	avg								
BETHUNE-COOKMAN	11/11/11	*	24	3-7	.429	3-5	.600	0-0	.000	0	1	1	1.0	3	2	2	0	1	9	9.0	
at Florida A&M	11/14/11	*	28	2-4	.500	2-4	.500	0-0	.000	2	9	11	6.0	1	0	3	0	0	6	7.5	
at Florida State	11/16/11	*	33	6-16	.375	2-10	.200	0-0	.000	4	1	5	5.7	1	4	4	0	2	14	9.7	
SAINT LEO	11/19/11	*	26	2-8	.250	2-7	.286	2-2	1.000	2	5	7	6.0	1	1	1	0	0	8	9.3	
at Charleston Southern	11/21/11	*	33	4-8	.500	3-6	.500	1-3	.333	1	6	7	6.2	2	2	3	0	1	12	9.8	
vs Florida	11/28/11	*	19	1-6	.167	0-3	.000	0-0	.000	0	8	8	6.5	0	0	1	0	1	2	8.5	
ETSU	12/01/11		26	5-11	.455	5-11	.455	0-0	.000	2	7	9	6.9	2	5	3	0	1	15	9.4	
at Indiana	12/04/11	*	29	3-11	.273	2-6	.333	0-0	.000	1	2	3	6.4	1	0	7	0	0	8	9.3	
USC UPSTATE	12/17/11	*	35	2-7	.286	2-4	.500	4-7	.571	1	4	5	6.2	3	4	5	1	0	10	9.3	
Totals			8	253	28-78	.359	21-56	.375	7-12	.583	13	43	56	6.2	14	18	29	1	6	84	9.3

Games played: 9

Minutes/game: 28.1

Points/game: 9.3

FG Pct: 35.9

3FG Pct: 37.5

FT Pct: 58.3

Rebounds/game: 6.2

Assists/game: 2.0

Turnovers/game: 3.2

Assist/turnover ratio: 0.6

Steals/game: 0.7

Blocks/game: 0.1

NABURGS CAREER STATISTICS (OVERALL)

Year	GP-GS	Min-Avg	FG-A	Pct	3FG-A	Pct	FT-A	Pct	Off-Def-Tot	Avg	PF-D	A	TO	B	S	TP	Avg
2009-10	28-6	561-20.0	46-126	.365	32-91	.352	26-36	.722	9-64-73	2.6	45-1	48	32	2	8	150	5.4
2010-11	31-16	871-28.1	70-203	.345	42-130	.323	60-76	.789	13-87-100	3.2	32-0	46	51	4	25	242	7.8
2011-12	9-8	253-28.1	28-78	.359	21-56	.375	7-12	.583	13-43-56	6.2	14-0	18	29	1	6	84	9.3
TOTAL	68-30	1685-24.8	144-407	.354	95-277	.343	93-124	.750	35-194-229	3.4	91-1	112	112	7	39	476	7.0

NABURGS CAREER STATISTICS (ATLANTIC SUN ONLY)

Year	GP-GS	Min-Avg	FG-A	Pct	3FG-A	Pct	FT-A	Pct	Off-Def-Tot	Avg	PF-D	A	TO	B	S	TP	Avg
2009-10	20-6	484-24.2	41-106	.387	27-76	.355	24-34	.706	8-50-58	2.9	40-1	39	27	2	8	133	6.7
2010-11	20-10	595-29.8	47-135	.348	31-93	.333	43-52	.827	8-56-64	3.2	18-0	28	27	4	21	168	8.4
2011-12	1-0	26-26.0	5-11	.455	5-11	.455	0-0	.000	2-7-9	9.0	2-0	5	3	0	1	15	15.0
TOTAL	41-16	1105-27.0	93-252	.369	63-180	.350	67-86	.779	18-113-131	3.2	60-1	72	57	6	30	316	7.7



NOTES AND INTANGIBLES

- Came to Stetson after spending one season at Stony Brook. Saw action in four games for the Seawolves, scoring two points and grabbing three rebounds.
- Redshirted during the 2009-10 season as a transfer.
- Scored in double-figures three times as a junior - against Jacksonville (11), Florida State (10) and UALR (11) - all on the road.

2011-12 GAME-BY-GAME

Opponent	Date	gs	min	Total		3-Pointers		Free throws		Rebounds				pf	a	t/o	blk	stl	pts	avg	
				fg-fga	pct	3fg-fga	pct	ft-fa	pct	off	def	tot	avg								
BETHUNE-COOKMAN	11/11/11		11	1-1	1.000	0-0	.000	0-0	.000	0	2	2	2.0	2	0	3	1	0	2	2.0	
at Florida A&M	11/14/11		9	1-1	1.000	0-0	.000	2-2	1.000	1	3	4	3.0	3	0	3	0	0	4	3.0	
at Florida State	11/16/11		11	2-2	1.000	1-1	1.000	0-0	.000	1	0	1	2.3	1	0	2	0	1	5	3.7	
SAINT LEO	11/19/11		2	0-1	.000	0-1	.000	0-0	.000	0	0	0	1.8	0	0	0	0	0	0	2.8	
at Charleston Southern	11/21/11		7	1-3	.333	0-2	.000	3-4	.750	0	0	0	1.4	1	0	1	1	0	5	3.2	
vs Florida	11/28/11		4	0-0	.000	0-0	.000	0-0	.000	0	0	0	1.2	0	0	0	0	0	0	2.7	
ETSU	12/01/11		5	0-1	.000	0-0	.000	2-4	.500	1	0	1	1.1	2	0	1	0	0	2	2.6	
at Indiana	12/04/11		5	0-0	.000	0-0	.000	0-0	.000	0	1	1	1.1	1	0	2	0	0	0	2.3	
USC UPSTATE	12/17/11		9	1-2	.500	0-0	.000	0-0	.000	1	0	1	1.1	1	0	0	0	0	2	2.2	
Totals			0	63	6-11	.545	1-4	.250	7-10	.700	4	6	10	1.1	11	0	12	2	1	20	2.2

Games played: 9
 Minutes/game: 7.0
 Points/game: 2.2
 FG Pct: 54.5
 3FG Pct: 25.0
 FT Pct: 70.0

Rebounds/game: 1.1
 Turnovers/game: 1.3
 Steals/game: 0.1
 Blocks/game: 0.2

21

JERMOL PAUL

F • 6-4 • 215 • SR • 1L
 OCOEE, FLORIDA
 DWYER HS / STONY BROOK

THE PAUL FILE

PERSONAL

Full Name

Jermol Paul

Birthdate

November 19, 1988

Birth Place

Newark, New Jersey

Major/Minor

Sport Management

CAREER HIGHS

Points

11, two times

Rebounds

4, three times

Assists

1, four times

Blocks

1, two times

Steals

1, five times

Field Goals

5 at UALR [12/23/10]

Field Goal Attempts

7 at UALR [12/23/10]

3-Point Field Goals

1, two times

3-Point FG Attempts

2, two times

Free Throws

7 at Jacksonville [12/2/10]

Free Throw Attempts

8, two times

Minutes Played

24 at ETSU [1/10/11]

MISCELLANEOUS

STETSON Record

Double-Figure Pts 3 (0-3)

Double-Figure Reb 0 (0-0)

Lead team in Reb 0 (0-0)

5+ Rebounds 0 (0-0)


2+ Assists 0 (0-0)

PAUL CAREER STATISTICS (OVERALL)

Year	GP-GS	Min-Avg	FG-A	Pct	3FG-A	Pct	FT-A	Pct	Off-Def-Tot	Avg	PF-D	A	TO	B	S	TP	Avg
2010-11	23-1	256-11.1	26-53	.491	1-10	.100	23-32	.719	11-15-26	1.1	37-1	4	24	0	4	76	3.3
2011-12	9-0	63-7.0	6-11	.545	1-4	.250	7-10	.700	4-6-10	1.1	11-0	0	12	2	1	20	2.2
TOTAL	32-1	319-10.0	32-64	.500	2-14	.143	30-42	.714	15-21-36	1.1	48-1	4	36	2	5	96	3.0

PAUL CAREER STATISTICS (ATLANTIC SUN ONLY)

Year	GP-GS	Min-Avg	FG-A	Pct	3FG-A	Pct	FT-A	Pct	Off-Def-Tot	Avg	PF-D	A	TO	B	S	TP	Avg
2010-11	12-0	144-12.0	13-31	.419	0-5	.000	10-14	.714	5-9-14	1.2	24-1	3	14	0	3	36	3.0
2011-12	1-0	5-5.0	0-1	.000	0-0	.000	2-4	.500	1-0-1	1.0	2-0	0	1	0	0	2	2.0
TOTAL	13-0	149-11.5	13-32	.406	0-5	.000	12-18	.667	6-9-15	1.2	26-1	3	15	0	3	38	2.9



NOTES AND INTANGIBLES

- Opened his collegiate career by scoring in double-figures in five of his first six games as a freshman, including a 19-point effort at Florida.
- Opened his sophomore campaign in similar fashion, scoring in double figures in five of the first six games, including a 20-point effort at Wake Forest.
- Nine of the 18 times he has scored double figures has been against non-conference opposition.
- Had a career-high seven assists in the win over Florida A&M.

2011-12 GAME-BY-GAME

Opponent	Date	gs	min	Total		3-Pointers		Free throws		Rebounds				pf	a	t/o	blk	stl	pts	avg	
				fg-fga	pct	3fg-fga	pct	ft-fa	pct	off	def	tot	avg								
BETHUNE-COOKMAN	11/11/11		9	0-0	.000	0-0	.000	0-2	.000	0	0	0	0.0	0	1	3	0	0	0	0.0	
at Florida A&M	11/14/11		21	1-2	.500	0-0	.000	6-6	1.000	0	3	3	1.5	2	7	4	1	3	8	4.0	
at Florida State	11/16/11		13	0-3	.000	0-1	.000	0-0	.000	0	2	2	1.7	1	3	1	0	1	0	2.7	
SAINT LEO	11/19/11		20	1-7	.143	1-4	.250	0-0	.000	1	1	2	1.8	2	1	2	0	1	3	2.8	
at Charleston Southern	11/21/11		15	1-3	.333	1-1	1.000	0-0	.000	0	2	2	1.8	1	2	1	0	0	3	2.8	
vs Florida	11/28/11		16	0-1	.000	0-1	.000	0-2	.000	0	2	2	1.8	1	2	3	0	2	0	2.3	
ETSU	12/01/11		5	0-1	.000	0-1	.000	0-0	.000	1	1	2	1.9	1	0	2	0	0	0	2.0	
at Indiana	12/04/11		14	2-4	.500	2-3	.667	0-0	.000	0	2	2	1.9	1	1	2	1	1	6	2.5	
USC UPSTATE	12/17/11		15	2-3	.667	0-0	.000	2-2	1.000	1	3	4	2.1	2	2	3	0	0	6	2.9	
Totals			0	128	7-24	.292	4-11	.364	8-12	.667	3	16	19	2.1	11	19	21	2	8	26	2.9

Games played: 9
 Minutes/game: 14.2
 Points/game: 2.9
 FG Pct: 29.2
 3FG Pct: 36.4
 FT Pct: 66.7

Rebounds/game: 2.1
 Assists/game: 2.1
 Turnovers/game: 2.3
 Assist/turnover ratio: 0.9
 Steals/game: 0.9
 Blocks/game: 0.2

22

TYSHAWN PATTERSON

G • 6-1 • 180 • JR • 2L
 HARTFORD, CONNECTICUT
 ORLANDO CHRISTIAN PREP

THE PATTERSON FILE

PERSONAL

Full Name
 Tyshawn Patterson

Birthdate

April 19, 1991

Birth Place

Hartford, Connecticut

Major

Sport Management

CAREER HIGHS

Points

21 vs. North Fla. [2/24/11]

Rebounds

6 vs. Jacksonville [2/26/11]

Assists

7 at Florida A&M [11/14/11]

Blocks

1, nine times

Steals

3, three times

Field Goals

8 vs. Akron [12/22/10]

Field Goal Attempts

17, two times

3-Point Field Goals

3, six times

3-Point FG Attempts

11 vs. Fla. Gulf Coast [1/25/11]

Free Throws

8 vs. Averett [11/13/09]

Free Throw Attempts

10 vs. Averett [11/13/10]

Minutes Played

34 vs. Lipscomb [2/20/10]

MISCELLANEOUS

STETSON Record

Double-Figure Pts 18 (5-13)

Led team in Pts 8 (1-7)

20+ Points 4 (2-2)

5+ Assists 1 (1-0)

5+ Rebounds 3 (2-1)

PATTERSON CAREER STATISTICS (OVERALL)

Year	GP-GS	Min-Avg	FG-A	Pct	3FG-A	Pct	FT-A	Pct	Off-Def-Tot	Avg	PF-D	A	TO	B	S	TP	Avg
2009-10	29-14	586-20.2	81-213	.380	26-94	.277	55-78	.705	8-38-46	1.6	46-0	40	56	5	26	243	8.4
2010-11	25-9	483-19.3	75-171	.439	16-75	.213	41-76	.539	9-40-49	2.0	41-1	37	52	2	20	207	8.3
2011-12	9-0	128-14.2	7-24	.292	4-11	.364	8-12	.667	3-16-19	2.1	11-0	19	21	2	8	26	2.9
TOTAL	63-23	1197-19.0	163-408	.400	46-180	.256	104-166	.627	20-94-114	1.8	98-1	96	129	9	54	476	7.6

PATTERSON CAREER STATISTICS (ATLANTIC SUN ONLY)

Year	GP-GS	Min-Avg	FG-A	Pct	3FG-A	Pct	FT-A	Pct	Off-Def-Tot	Avg	PF-D	A	TO	B	S	TP	Avg
2009-10	20-9	415-20.8	51-137	.372	17-66	.258	33-50	.660	6-23-29	1.5	35-0	30	34	4	20	152	7.6
2010-11	14-5	273-19.5	36-90	.400	9-46	.196	21-36	.583	7-27-34	2.4	23-1	22	25	0	13	102	7.3
2011-12	1-0	5-5.0	0-1	.000	0-1	.000	0-0	.000	1-1-2	2.0	1-0	0	2	0	0	0	0.0
TOTAL	35-14	693-19.8	87-228	.382	26-113	.230	54-86	.628	14-51-65	1.9	59-1	52	61	4	33	254	7.3



NOTES AND INTANGIBLES

- Started the first three games of his collegiate career while at Liberty.
- Best game in his only season with the Flames came at VMI when he scored 21 points on 9-of-14 shooting from the field.
- Led the Hatters to victory in the exhibition game, scoring 19 points while dishing four assists and recording five steals.
- Tied with Adam Pegg for team-scoring lead with 14 points in the season-opener against Bethune-Cookman.
- Scored in double-figures in each of the first four games. Set new career-high for rebounds two times.
- Scored a team season-high 20 points, 16 in the second half, against Florida.

2011-12 GAME-BY-GAME

Opponent	Date	gs	min	Total		3-Pointers		Free throws		Rebounds				pf	a	t/o	blk	stl	pts	avg	
				fg-fga	pct	3fg-fga	pct	ft-fa	pct	off	def	tot	avg								
BETHUNE-COOKMAN	11/11/11	*	35	5-11	.455	0-2	.000	4-7	.571	1	1	2	2.0	2	2	4	0	4	14	14.0	
at Florida A&M	11/14/11	*	27	4-9	.444	1-1	1.000	3-4	.750	2	5	7	4.5	3	1	2	0	1	12	13.0	
at Florida State	11/16/11	*	27	3-7	.429	0-2	.000	5-7	.714	5	0	5	4.7	2	0	1	0	0	11	12.3	
SAINT LEO	11/19/11	*	29	4-7	.571	2-4	.500	0-0	.000	4	4	8	5.5	1	2	2	0	1	10	11.8	
at Charleston Southern	11/21/11	*	35	1-6	.167	0-1	.000	1-3	.333	4	2	6	5.6	3	1	3	0	1	3	10.0	
vs Florida	11/28/11	*	30	8-14	.571	0-2	.000	4-5	.800	1	2	3	5.2	4	1	2	0	0	20	11.7	
ETSU	12/01/11	*	35	5-11	.455	1-2	.500	3-5	.600	0	1	1	4.6	4	3	4	0	2	14	12.0	
at Indiana	12/04/11	*	32	4-10	.400	2-3	.667	3-4	.750	1	2	3	4.4	1	1	1	0	1	13	12.1	
USC UPSTATE	12/17/11	*	21	6-10	.600	0-1	.000	0-1	.000	2	1	3	4.2	5	0	0	0	2	12	12.1	
Totals			9	271	40-85	.471	6-18	.333	23-36	.639	20	18	38	4.2	25	11	19	0	12	109	12.1

Games played: 9
 Minutes/game: 30.1
 Points/game: 12.1
 FG Pct: 47.1
 3FG Pct: 33.3
 FT Pct: 63.9

Rebounds/game: 4.2
 Assists/game: 1.2
 Turnovers/game: 2.1
 Assist/turnover ratio: 0.6
 Steals/game: 1.3

23

CHRIS PEREZ

G • 6-3 • 215 • SO • TR
 SANTIAGO, DOMINICAN REP.
 OLDSMAR CHRISTIAN /
 LIBERTY

THE PEREZ FILE

PERSONAL

Full Name

Chris Perez

Birthdate

October 16, 1990

Birth Place

Santiago, Dominican Republic

Major

Elementary Education

CAREER HIGHS

Points

21 at VMI [1/2/10]

Rebounds

8 vs Saint Leo [11/19/11]

Assists

4 vs. So. Virginia [11/14/09]

Blocks

1 at Notre Dame [11/22/09]

Steals

4 vs. B-CU [11/11/11]

Field Goals

9 at VMI [1/2/10]

Field Goal Attempts

14, two times

3-Point Field Goals

2, two times

3-Point FG Attempts

4 vs Saint Leo [11/19/11]

Free Throws

5 at Florida State [11/16/11]

Free Throw Attempts

7, three times

Minutes Played

35, three times

MISCELLANEOUS

STETSON Record

Double-Figure Pts 8 (4-4)

Led team in Pts 4 (1-3)

20+ Points 1 (0-1)

5+ Assists 0 (0-0)

5+ Rebounds 2 (1-1)

PEREZ CAREER STATISTICS (OVERALL)

Year	GP-GS	Min-Avg	FG-A	Pct	3FG-A	Pct	FT-A	Pct	Off-Def-Tot	Avg	PF-D	A	TO	B	S	TP	Avg
2009-10 (LIB)	31-3	470-15.2	66-128	.516	10-20	.500	27-44	.614	16-35-51	1.6	41-0	22	30	1	23	169	5.5
2011-12	9-9	271-30.1	40-85	.471	6-18	.333	23-36	.639	20-18-38	4.2	25-1	11	19	0	12	109	12.1
TOTAL	40-12	741-18.5	106-213	.499	16-38	.421	50-80	.625	36-53-89	2.2	66-1	33	49	1	35	277	6.9

PEREZ CAREER STATISTICS (ATLANTIC SUN ONLY)

Year	GP-GS	Min-Avg	FG-A	Pct	3FG-A	Pct	FT-A	Pct	Off-Def-Tot	Avg	PF-D	A	TO	B	S	TP	Avg
2011-12	1-1	35-35.0	5-11	.454	1-2	.500	3-5	.600	0-1-1	1.0	4-0	3	4	0	2	14	14.0
TOTAL	1-1	35-35.0	5-11	.454	1-2	.500	3-5	.600	0-1-1	1.0	4-0	3	4	0	2	14	14.0



NOTES AND INTANGIBLES

- Has seen action in 60 games in his Stetson career, starting 10 times. Nine of his starts came during his freshman season.
- Finished his freshman year strong, averaging 4.4 points and 5.4 rebounds per outing over the final seven games of the year.
- Averaged just 8.1 minutes of playing time per game over the final 17 outings of the 2010-11 season.
- Dropped in a pair of three-pointers as part of a career-high 13-point effort against Florida A&M.
- Matched his career high with 13 points, all in the second half, including a pair of three-pointers in the win over Saint Leo.

2011-12 GAME-BY-GAME

Opponent	Date	gs	min	Total		3-Pointers		Free throws		Rebounds				pf	a	t/o	blk	stl	pts	avg	
				fg-fga	pct	3fg-fga	pct	ft-fa	pct	off	def	tot	avg								
BETHUNE-COOKMAN	11/11/11	*	21	2-3	.667	0-0	.000	1-3	.333	1	7	8	8.0	5	2	1	0	0	5	5.0	
at Florida A&M	11/14/11	*	17	5-6	.833	2-3	.667	1-2	.500	1	3	4	6.0	4	0	1	0	0	13	9.0	
at Florida State	11/16/11	*	22	1-4	.250	0-1	.000	0-0	.000	2	1	3	5.0	3	0	2	0	0	2	6.7	
SAINT LEO	11/19/11	*	25	4-5	.800	2-2	1.000	3-3	1.000	2	1	3	4.5	1	0	2	1	0	13	8.3	
at Charleston Southern	11/21/11	*	25	2-5	.400	1-3	.333	0-0	.000	2	4	6	4.8	2	1	5	0	2	5	7.6	
vs Florida	11/28/11	*	29	0-5	.000	0-2	.000	5-6	.833	3	2	5	4.8	1	2	1	0	0	5	7.2	
ETSU	12/01/11	*	32	2-3	.667	0-0	.000	0-0	.000	1	6	7	5.1	3	0	4	2	0	4	6.7	
at Indiana	12/04/11	*	22	0-3	.000	0-0	.000	2-2	1.000	3	5	8	5.5	4	0	2	0	1	2	6.1	
USC UPSTATE	12/17/11	*	26	2-3	.667	1-1	1.000	0-0	.000	0	3	3	5.2	0	2	4	0	1	5	6.0	
Totals			9	219	18-37	.486	6-12	.500	12-16	.750	15	32	47	5.2	23	7	22	3	4	54	6.0

Games played: 9
 Minutes/game: 24.3
 Points/game: 6.0
 FG Pct: 48.6
 3FG Pct: 50.0
 FT Pct: 75.0

Rebounds/game: 5.2
 Assists/game: 0.8
 Turnovers/game: 2.4
 Assist/turnover ratio: 0.3
 Steals/game: 0.4
 Blocks/game: 0.3

24

LIAM McINERNEY

F/C • 6-9 • 235 • JR • 2L
 PORT CAMPBELL, VICTORIA,
 AUSTRALIA
 BALLARAT & CLARENDON COLLEGE

THE McINERNEY FILE

PERSONAL

Full Name
 Liam McInerney

Birthdate
 May 24, 1990

Birth Place
 Melbourne, Australia
Major
 Integrative Health Science

CAREER HIGHS

Points
 13, two times

Rebounds
 9 vs. Lipscomb [2/20/10]

Assists
 3 vs. Savannah St. [11/30/10]

Blocks
 2, four times

Steals
 2, four times

Field Goals
 5 at Florida A&M [11/14/11]

Field Goal Attempts
 7 at Jacksonville [2/13/10]

3-Point Field Goals
 2, two times

3-Point FG Attempts
 3, four times

Free Throws
 5 vs. Florida [11/28/11]

Free Throw Attempts
 6, two times

Minutes Played
 32 vs. ETSU [12/1/11]

MISCELLANEOUS

STETSON Record

Double-Figure Pts 1 (1-0)
Led team in Pts 0 (0-0)
20+ Points 0 (0-0)
5+ Blocks 0 (0-0)
5+ Rebounds 11 (5-6)

McINERNEY CAREER STATISTICS (OVERALL)

Year	GP-GS	Min-Avg	FG-A	Pct	3FG-A	Pct	FT-A	Pct	Off-Def-Tot	Avg	PF-D	A	TO	B	S	TP	Avg
2009-10	28-9	434-15.5	37-75	.493	0-2	.000	14-26	.538	40-56-96	3.4	45-0	12	13	9	8	88	3.1
2010-11	31-0	386-12.5	10-50	.200	1-22	.045	6-12	.500	24-36-60	1.9	49-2	12	18	7	11	27	0.9
2011-12	9-9	219-24.3	18-37	.486	6-12	.500	12-16	.750	15-32-47	5.2	23-1	7	22	3	4	54	6.0
TOTAL	68-18	1039-15.3	65-162	.401	7-36	.194	32-54	.593	79-124-203	3.0	117-3	31	53	19	23	169	2.5

McINERNEY CAREER STATISTICS (ATLANTIC SUN ONLY)

Year	GP-GS	Min-Avg	FG-A	Pct	3FG-A	Pct	FT-A	Pct	Off-Def-Tot	Avg	PF-D	A	TO	B	S	TP	Avg
2009-10	20-8	359-18.0	30-63	.476	0-2	.000	12-22	.545	35-47-82	4.1	35-0	11	11	9	5	72	3.6
2010-11	20-0	200-10.0	4-29	.138	0-11	.000	2-4	.500	11-15-26	1.3	25-1	4	9	6	2	10	0.5
2011-12	1-1	32-32.0	2-3	.667	0-0	.000	0-0	.000	1-6-7	7.0	3-0	0	4	2	0	4	4.0
TOTAL	41-9	591-14.4	36-95	.379	0-13	.000	14-26	.538	47-68-115	2.8	63-1	15	24	17	7	88	2.1



NOTES AND INTANGIBLES

- Was named the Stetson University Scholar-Athlete of the Year in 2010.
- Is the latest in a long line of Hatters from his family. His uncle Brad is a Stetson Hall of Famer and his cousin, Gabe, played from 2003-06.
- Came off the bench to score 16 points in 13 minutes against Flagler in Hatters' exhibition game. Hit 4-of-5 from three-point range.

2011-12 GAME-BY-GAME

Opponent	Date	gs	min	Total		3-Pointers		Free throws		Rebounds				pf	a	t/o	blk	stl	pts	avg
				fg-fga	pct	3fg-fga	pct	ft-fa	pct	off	def	tot	avg							
BETHUNE-COOKMAN	11/11/11	7		0-0	.000	0-0	.000	0-0	.000	0	0	0	0.0	1	1	1	1	0	0	0.0
at Florida A&M	11/14/11	9		1-1	1.000	0-0	.000	0-0	.000	0	0	0	0.0	1	0	0	0	0	2	1.0
at Florida State	11/16/11	10		4-5	.800	3-4	.750	0-0	.000	1	0	1	0.3	0	0	0	0	0	11	4.3
SAINT LEO	11/19/11	11		1-2	.500	1-2	.500	0-0	.000	0	1	1	0.5	0	1	1	0	0	3	4.0
at Charleston Southern	11/21/11	4		0-1	.000	0-1	.000	0-0	.000	0	1	1	0.6	2	1	1	0	0	0	3.2
vs Florida	11/28/11	11		0-2	.000	0-1	.000	0-0	.000	0	0	0	0.5	3	1	0	0	0	0	2.7
ETSU	12/01/11	8		0-1	.000	0-1	.000	1-2	.500	0	2	2	0.7	1	0	0	0	0	1	2.4
at Indiana	12/04/11	12		0-4	.000	0-1	.000	1-3	.333	2	2	4	1.1	1	1	0	0	0	1	2.3
Totals		0	72	6-16	.375	4-10	.400	2-5	.400	3	6	9	1.1	9	5	3	1	0	18	2.3

Games played: 8
 Minutes/game: 9.0
 Points/game: 2.3
 FG Pct: 37.5
 3FG Pct: 40.0
 FT Pct: 40.0

Rebounds/game: 1.1
 Assists/game: 0.6
 Turnovers/game: 0.4
 Assist/turnover ratio: 1.7
 Blocks/game: 0.1

33

J.R. WESTON

G/F • 6-4 • 200 • JR • 2L
 MORRAL, OHIO
 RIDGEDALE HS

THE WESTON FILE

PERSONAL

Full Name
 James Randal Weston

Birthdate
 September 3, 1989

Birth Place
 Marion, Ohio

Major
 Finance

CAREER HIGHS

Points
 11 at Florida State [11/16/11]

Rebounds
 4, three times

Assists
 2, two times

Blocks
 1, two times

Steals
 1, five times

Field Goals
 4 at Florida State [11/16/11]

Field Goal Attempts
 6, three times

3-Point Field Goals
 3 at Florida State [11/16/11]

3-Point FG Attempts
 5, two times

Free Throws
 3 at Campbell [1/16/10]

Free Throw Attempts
 5 vs. Palm Beach Atl. [11/25/09]

Minutes Played
 22 at Kennesaw St. [2/1/10]

MISCELLANEOUS

STETSON Record


Double-Figure Pts 1 (0-1)
Double-Figure Reb 0 (0-0)
Lead team in Reb 0 (0-0)
5+ Rebounds 0 (0-0)
5+ Assists 0 (0-0)

WESTON CAREER STATISTICS (OVERALL)

Year	GP-GS	Min-Avg	FG-A	Pct	3FG-A	Pct	FT-A	Pct	Off-Def-Tot	Avg	PF-D	A	TO	B	S	TP	Avg
2009-10	22-1	200-9.1	17-51	.333	8-33	.242	8-13	.615	11-14-25	1.1	27-0	10	11	1	4	50	2.3
2010-11	6-0	34-5.7	0-4	.000	0-4	.000	0-3	.000	2-4-6	1.0	3-0	2	5	0	1	0	0.0
2011-12	8-0	72-9.0	6-16	.375	4-10	.400	2-5	.400	3-6-9	1.1	9-0	5	3	1	0	18	2.3
TOTAL	36-1	306-8.5	23-71	.324	12-47	.255	10-21	.476	16-24-40	1.1	39-0	17	19	2	5	68	1.9

WESTON CAREER STATISTICS (ATLANTIC SUN ONLY)

Year	GP-GS	Min-Avg	FG-A	Pct	3FG-A	Pct	FT-A	Pct	Off-Def-Tot	Avg	PF-D	A	TO	B	S	TP	Avg
2009-10	13-0	105-8.1	11-32	.344	6-22	.273	4-6	.667	7-6-13	1.0	15-0	5	7	1	3	32	2.5
2010-11	1-0	0-0.0	0-0	.000	0-0	.000	0-0	.000	0-0-0	0.0	0-0	0	0	0	0	0	0.0
2011-12	1-0	8-8.0	0-1	.000	0-1	.000	1-2	.500	0-2-2	2.0	1-0	0	0	0	0	1	1.0
TOTAL	15-0	113-7.5	11-33	.333	6-23	.261	5-8	.625	7-8-15	1.0	16-0	5	7	1	3	33	2.2



NOTES AND INTANGIBLES

- Sat out the 2010-11 season as a transfer from the University of Delaware, where he played in 62 games, starting 14, over two seasons.
- Opened his Stetson career by tying for team lead with 14 points in victory over Bethune-Cookman.
- Was named A-Sun Newcomer of the Week [11/14] after averaging 14.5 ppg in the Hatters first two games of the year.
- Posted career highs rebounds (8) and assists (6) in the win over Saint Leo.
- Set a new career-high for scoring with 19 points in the game against Florida.

2011-12 GAME-BY-GAME

Opponent	Date	gs	min	Total		3-Pointers		Free throws		Rebounds				pf	a	t/o	blk	stl	pts	avg	
				fg-fga	pct	3fg-fga	pct	ft-fa	pct	off	def	tot	avg								
BETHUNE-COOKMAN	11/11/11	*	29	4-7	.571	0-0	.000	6-8	.750	1	4	5	5.0	4	1	5	0	0	14	14.0	
at Florida A&M	11/14/11	*	32	4-9	.444	1-1	1.000	6-6	1.000	2	4	6	5.5	5	1	6	0	1	15	14.5	
at Florida State	11/16/11	*	29	3-8	.375	1-3	.333	0-0	.000	0	2	2	4.3	4	1	0	0	0	7	12.0	
SAINT LEO	11/19/11	*	29	7-9	.778	1-2	.500	2-4	.500	2	6	8	5.3	2	6	2	0	0	17	13.3	
at Charleston Southern	11/21/11	*	26	3-5	.600	2-2	1.000	2-4	.500	0	1	1	4.4	2	0	1	2	1	10	12.6	
vs Florida	11/28/11	*	25	6-11	.545	0-1	.000	7-9	.778	1	3	4	4.3	4	3	2	0	1	19	13.7	
ETSU	12/01/11	*	20	5-9	.556	0-0	.000	2-3	.667	3	6	9	5.0	3	1	3	0	0	12	13.4	
at Indiana	12/04/11	*	30	3-8	.375	0-2	.000	1-2	.500	0	4	4	4.9	1	2	3	0	1	7	12.6	
USC UPSTATE	12/17/11	*	30	5-10	.500	0-1	.000	0-0	.000	2	2	4	4.8	2	2	2	0	1	10	12.3	
Totals			9	250	40-76	.526	5-12	.417	26-36	.722	11	32	43	4.8	27	17	24	2	5	111	12.3

Games played: 9
 Minutes/game: 27.8
 Points/game: 12.3
 FG Pct: 52.6
 3FG Pct: 41.7
 FT Pct: 72.2

Rebounds/game: 4.8
 Assists/game: 1.9
 Turnovers/game: 2.7
 Assist/turnover ratio: 0.7
 Steals/game: 0.6
 Blocks/game: 0.2

41

ADAM PEGG

C • 6-9 • 260 • JR • TR
 CLEARWATER, FLORIDA
 OLDSMAR CHRISTIAN HS
 UNIVERSITY of DELAWARE

THE PEGG FILE

PERSONAL

Full Name

Adam Gregory Pegg

Birthdate

September 8, 1989

Birth Place

Pittsburgh, Pennsylvania

Major

Integrative Health Science

CAREER HIGHS

Points

19 vs Florida [11/28/11]

Rebounds

9 vs ETSU [12/1/11]

Assists

6 vs Saint Leo [11/19/11]

Blocks

2, four times

Steals

1, 11 times

Field Goals

7 vs Saint Leo [11/19/11]

Field Goal Attempts

11, two times

3-Point Field Goals

2 at Charleston So. [11/21/11]

3-Point FG Attempts

3 at Florida State [11/16/11]

Free Throws

7 vs. Florida [11/28/11]

Free Throw Attempts

9 vs. Florida [11/28/11]

Minutes Played

33, two times

MISCELLANEOUS

STETSON Record

Double-Figure Pts 7 (4-3)

Led team in Pts 3 (3-0)

Double-Figure Reb 0 (0-0)

5+ Reb 4 (4-0)

2+ Blocks 1 (0-1)

PEGG CAREER STATISTICS (OVERALL)

Year	GP-GS	Min-Avg	FG-A	Pct	3FG-A	Pct	FT-A	Pct	Off-Def-Tot	Avg	PF-D	A	TO	B	S	TP	Avg
2008-09 (UD)	32-0	318-9.9	21-52	.404	0-0	.000	9-13	.692	14-37-51	1.6	47-0	7	18	6	2	51	1.6
2009-10 (UD)	30-14	542-18.1	62-133	.466	0-1	.000	27-35	.771	26-53-79	2.6	67-0	14	28	9	4	151	5.0
2011-12	9-9	250-27.8	40-76	.526	5-12	.417	26-36	.722	11-32-43	4.8	27-1	17	24	2	5	111	12.3
TOTAL	71-23	1110-15.6	123-261	.471	5-13	.384	62-84	.738	51-122-172	2.4	141-1	38	70	17	11	313	4.4

PEGG CAREER STATISTICS (ATLANTIC SUN ONLY)

Year	GP-GS	Min-Avg	FG-A	Pct	3FG-A	Pct	FT-A	Pct	Off-Def-Tot	Avg	PF-D	A	TO	B	S	TP	Avg
2011-12	1-1	20-20.0	5-9	.555	0-0	.000	2-3	.667	3-6-9	9.0	3-0	1	3	0	0	12	12.0
TOTAL	1-1	20-20.0	5-9	.555	0-0	.000	2-3	.667	3-6-9	9.0	3-0	1	3	0	0	12	12.0

RECORD:	OVERALL	HOME	AWAY	NEUTRAL
ALL GAMES	4-5	3-1	1-3	0-1
CONFERENCE	1-1	1-1	0-0	0-0
NON-CONFERENCE	3-4	2-0	1-3	0-1

#	Player	gp-gs	min	avg	Total		3-Point		F-Throw		Rebounds		pf	dq	a	to	blk	stl	pts	avg		
					fg-fga	fg%	3fg-fga	3fg%	ft-fa	ft%	off	def									tot	avg
41	Adam Pegg	9-9	250	27.8	40-76	.526	5-12	.417	26-36	.722	11	32	43	4.8	27	1	17	24	2	5	111	12.3
23	Chris Perez	9-9	271	30.1	40-85	.471	6-18	.333	23-36	.639	20	18	38	4.2	25	1	11	19	0	12	109	12.1
11	Aaron Graham	9-9	240	26.7	31-83	.373	19-48	.396	17-22	.773	8	39	47	5.2	26	1	28	30	2	11	98	10.9
12	Joel Naburgs	9-8	253	28.1	28-78	.359	21-56	.375	7-12	.583	13	43	56	6.2	14	0	18	29	1	6	84	9.3
24	Liam McInerney	9-9	219	24.3	18-37	.486	6-12	.500	12-16	.750	15	32	47	5.2	23	1	7	22	3	4	54	6.0
03	Willie Green	9-0	177	19.7	20-45	.444	0-2	.000	10-19	.526	11	21	32	3.6	13	0	11	20	11	3	50	5.6
01	Dennis Diaz	9-1	112	12.4	13-27	.481	5-17	.294	2-2	1.000	3	15	18	2.0	8	0	10	15	1	3	33	3.7
22	Tyshawn Patterson	9-0	128	14.2	7-24	.292	4-11	.364	8-12	.667	3	16	19	2.1	11	0	19	21	2	8	26	2.9
33	J.R. Weston	8-0	72	9.0	6-16	.375	4-10	.400	2-5	.400	3	6	9	1.1	9	0	5	3	1	0	18	2.3
21	Jermol Paul	9-0	63	7.0	6-11	.545	1-4	.250	7-10	.700	4	6	10	1.1	11	0	0	12	2	1	20	2.2
04	Diego Morales	4-0	15	3.8	0-1	.000	0-0	.000	0-0	.000	0	2	2	0.5	2	0	2	1	0	0	0	0.0
Team											16	11	27				2					
Total.....		9	1800		209-483	.433	71-190	.374	114-170	.671	107	241	348	38.7	169	4	128	198	25	53	603	67.0
Opponents.....		9	1800		247-575	.430	59-165	.358	112-171	.655	116	195	311	34.6	152	-	131	129	30	118	665	73.9

TEAM STATISTICS	STETSON	OPP
SCORING	603	665
Points per game	67.0	73.9
Scoring margin	-6.9	-
FIELD GOALS-ATT	209-483	247-575
Field goal pct	.433	.430
3 POINT FG-ATT	71-190	59-165
3-point FG pct	.374	.358
3-pt FG made per game	7.9	6.6
FREE THROWS-ATT	114-170	112-171
Free throw pct	.671	.655
F-Throws made per game	12.7	12.4
REBOUNDS	348	311
Rebounds per game	38.7	34.6
Rebounding margin	+4.1	-
ASSISTS	128	131
Assists per game	14.2	14.6
TURNOVERS	198	129
Turnovers per game	22.0	14.3
Turnover margin	-7.7	-
Assist/turnover ratio	0.6	1.0
STEALS	53	118
Steals per game	5.9	13.1
BLOCKS	25	30
Blocks per game	2.8	3.3
ATTENDANCE	3963	31095
Home games-Avg/Game	4-991	4-6313
Neutral site-Avg/Game	-	1-5843

Score by Periods	1st	2nd	Totals
Stetson	282	321	603
Opponents	289	376	665

Date	Opponent	Score	Att.
11/11/11	BETHUNE-COOKMAN	w 65-60	1241
11/14/11	at Florida A&M	w 78-60	1116
11/16/11	at Florida State	L 66-79	6424
11/19/11	SAINT LEO	w 74-69	1051
11/21/11	at Charleston Southern	L 64-73	891
11/28/11	vs Florida	L 70-96	5843
* 12/01/11	ETSU	w 73-65	1046
12/04/11	at Indiana	L 50-84	16821
* 12/17/11	USC UPSTATE	L 63-79	625

* - Conference game

MISCELLANEOUS STATISTICS

RECORD BY STARTING LINEUP

Perez (g), Graham (g), Naburgs (g), McInerney (f), Pegg (c)	3-5
Perez (g), Graham (g), Diaz (g), McInerney (f), Pegg (c)	1-0

DOUBLE-FIGURE GAMES

POINTS	REBOUNDS
Perez 8	Graham 1
Pegg 7	Naburgs 1
Graham 5	
Naburgs 4	
McInerney 2	
Weston 1	
Green 1	

DOUBLE-DOUBLES ASSISTS

Graham 1

RECORD WHEN...

	ALL	A-SUN
Leading or tied at halftime:	3-2	1-0
Trailing at halftime:	1-3	0-0
Shoot 50 percent or higher:	1-0	0-0
Shoot less than 50 percent:	3-5	1-0
Shoot higher percentage than opp.:	4-1	1-0
Shoot lower percentage than opp.:	0-4	0-0
Opp. shoot less than 50 percent:	4-3	1-0
Opp. shoot 50 percent or higher:	0-2	0-0
Score fewer than 60 points:	0-1	0-0
Score 60-plus points:	3-4	0-0
Score 70-plus points:	3-1	1-0
Score 80-plus points:	0-0	0-0
Score 90-plus points:	0-0	0-0
Score 100-plus points:	0-0	0-0
More rebounds than opp.:	3-0	1-0
Equal/fewer rebounds than opp.:	1-5	0-0
40+ rebounds:	3-0	1-0
Fewer than 40 rebounds:	1-5	0-0
Fewer turnovers than opp.:	0-0	0-0
Equal/more turnovers than opp.:	4-5	1-0
Games decided by 5 points or fewer:	2-0	0-0
Overtime games:	0-0	0-0
Televised games:	0-3	0-0
Games vs. ranked opp.:	0-2	0-0
Games following loss:	2-2	0-0
Games following win:	1-3	0-0
More points in paint than opp.:	2-2	0-0
Equal/fewer points in paint than opp.:	2-3	1-0
More points off TO than opp.:	1-1	0-0
Equal/fewer points off TO than opp.:	3-4	1-0
More bench points than opp.:	1-0	1-0
Equal/fewer bench points than opp.:	3-5	0-0
More 2nd chance points than opp.:	2-1	1-0
Equal/fewer 2nd-ch. pts. than opp.:	2-4	0-0
Playing in November:	3-3	0-0
Playing in December:	1-2	1-0
Playing in January:	0-0	0-0
Playing in February:	0-0	0-0
Playing in March:	0-0	0-0



Official Basketball Box Score -- Game Totals -- Final Statistics
Bethune-Cookman vs Stetson
 11/11/11 7:30 pm at Deland, Fla. (Edmunds Center)



Bethune-Cookman 60 • 0-1

#	Player	F	Total			3-Ptr			Rebounds			PF	TP	A	TO	Blk	Stl	Min
			FG	FGA	FT	FTA	FG	FGA	FT	FTA	Off							
23	HOLLOMAN, Garris	f	4	15	0	2	2	9	6	15	2	10	0	2	0	4	35	
01	COLEMAN, Adrien	g	1	5	0	0	0	1	2	3	4	2	0	5	0	2	19	
05	BREEZE, Anthony	g	6	10	0	6	7	4	6	10	3	18	0	2	1	3	29	
12	TRAPP, Mikel	g	1	6	1	4	2	2	1	2	3	4	5	0	1	0	27	
02	DUKES, Kevin	g	2	11	2	7	1	2	1	3	2	7	4	3	0	1	29	
02	SMITH, Alex	g	0	2	0	0	0	5	1	6	2	2	0	1	1	0	8	
03	SCOTLAND, Paul	g	3	16	0	4	2	2	0	2	2	8	2	0	0	3	24	
15	MACK, Marc	g	1	5	0	0	0	1	0	1	2	2	0	1	0	1	11	
22	JOHNSON, Ricky	g	1	3	1	3	4	1	0	1	1	6	0	3	0	0	16	
32	BAROUM, David	g	0	0	0	0	0	0	0	0	1	0	0	0	0	1		
33	MCAFFEE, Raymoan	g	0	0	0	0	0	0	0	0	0	0	1	0	0	1		
Team								1	2	3								
Totals			19	73	4	19	18	25	27	20	47	23	60	6	19	2	16	200

FG % 1st Half: 9-38 23.7% 2nd half: 10-35 28.6% Game: 19-73 26.0%
 3FG % 1st Half: 0-4 0.0% 2nd half: 4-15 26.7% Game: 4-19 21.1%
 FT % 1st Half: 13-17 76.5% 2nd half: 5-8 62.5% Game: 18-25 72.0%

Deadball Rebounds 2

Stetson 65 • 1-0

#	Player	F	Total			3-Ptr			Rebounds			PF	TP	A	TO	Blk	Stl	Min
			FG	FGA	FT	FTA	FG	FGA	FT	FTA	Off							
24	Liam McInerney	f	2	3	0	0	1	7	8	5	5	2	1	0	0	21		
41	Adam Pegg	c	4	7	0	0	6	8	1	4	5	4	14	1	5	0	29	
11	Aaron Graham	g	4	6	3	5	0	10	10	3	12	0	4	0	2	25		
12	Joel Naburbs	g	3	7	3	5	0	0	1	1	3	9	2	2	0	1	24	
23	Chris Perez	g	5	11	0	2	4	7	1	2	2	14	2	4	0	4	35	
01	Dennis Diaz	g	3	4	0	1	0	0	3	3	1	6	2	2	0	0	16	
03	Willie Green	g	1	3	0	0	1	0	1	0	3	2	3	2	1	17		
04	Diego Morales	g	0	0	0	0	0	1	1	2	2	0	2	1	0	6		
21	Jermol Paul	g	1	1	0	0	0	2	2	2	2	0	3	1	0	11		
22	Tyshawn Patterson	g	0	0	0	0	0	0	0	0	0	0	1	3	0	9		
33	J.R. Weston	g	0	0	0	0	0	0	0	0	1	0	1	1	1	7		
Team								2	1	3								
Totals			23	42	6	12	13	24	6	30	36	23	65	15	29	4	8	200

FG % 1st Half: 11-21 52.4% 2nd half: 12-21 57.1% Game: 23-42 54.8%
 3FG % 1st Half: 1-4 25.0% 2nd half: 5-8 62.5% Game: 6-12 50.0%
 FT % 1st Half: 7-14 50.0% 2nd half: 6-10 60.0% Game: 13-24 54.2%

Deadball Rebounds 4,2

Officials: Ernie Pheal, Brandon Brandes, Curtis Pierce
 Technical fouls: Bethune-Cookman-None. Stetson-None.
 Attendance: 1241

Score by periods	1st	2nd	Total
Bethune-Cookman	31	29	60
Stetson	30	35	65

Last FG - BCMU12 2nd-01:37, STETSON 2nd-01:18.
 Largest lead - BCMU12 by 4 2nd-03:35, STETSON by 5 2nd-00:57.

Score tied - 10 times.
 Lead changed - 14 times.



Official Basketball Box Score -- Game Totals -- Final Statistics
Stetson vs Florida A&M
 11.14.11 7 p.m. at Tallahassee, Fla. (Al Lawson Center)



Stetson 78 • 2-0

#	Player	F	Total			3-Ptr			Rebounds			PF	TP	A	TO	Blk	Stl	Min
			FG	FGA	FT	FTA	FG	FGA	FT	FTA	Off							
24	Liam McInerney	f	5	6	2	3	1	2	3	4	4	13	0	1	0	0	17	
41	Adam Pegg	c	4	9	1	1	6	6	2	4	6	5	15	1	6	0	32	
11	Aaron Graham	g	4	11	0	2	6	8	3	9	3	2	0	1	0	1	22	
12	Joel Naburbs	g	2	4	0	0	2	9	11	1	6	0	3	0	0	28		
23	Chris Perez	g	4	9	1	3	4	2	5	7	3	12	1	2	0	1	27	
01	Dennis Diaz	g	2	4	1	2	0	0	3	3	1	5	0	2	0	1	12	
03	Willie Green	g	2	7	0	1	3	4	2	4	2	4	2	3	1	0	21	
04	Diego Morales	g	0	1	0	0	0	0	0	0	0	0	0	0	0	0	2	
21	Jermol Paul	g	1	1	0	0	2	2	3	4	3	4	0	3	0	0	9	
22	Tyshawn Patterson	g	1	2	0	0	6	6	0	3	3	2	8	7	4	1	31	
33	J.R. Weston	g	1	1	0	0	0	0	0	1	2	0	0	0	0	0	9	
Team								1	3	4								
Totals			26	55	7	14	19	21	12	42	54	25	78	14	26	2	7	200

FG % 1st Half: 11-24 45.8% 2nd half: 15-31 48.4% Game: 26-55 47.3%
 3FG % 1st Half: 2-5 40.0% 2nd half: 5-9 55.6% Game: 7-14 50.0%
 FT % 1st Half: 11-12 91.7% 2nd half: 8-9 88.9% Game: 19-21 90.5%

Deadball Rebounds 1

Florida A&M 60 • 0-2

#	Player	F	Total			3-Ptr			Rebounds			PF	TP	A	TO	Blk	Stl	Min
			FG	FGA	FT	FTA	FG	FGA	FT	FTA	Off							
21	TEAL,Markee	f	3	6	0	0	2	0	2	4	6	0	4	0	2	2	21	
42	CROWDER,Yannick	f	6	12	0	0	1	4	5	2	13	0	2	1	0	0	29	
01	MOORE,Avery	g	3	13	1	7	3	5	0	2	2	0	10	0	2	0	34	
04	KENNINGS,Jeffrey	g	0	6	0	2	0	0	1	1	3	0	5	1	0	1	15	
15	BULLARD,D'Andre	g	3	8	1	1	1	3	4	1	8	1	2	0	1	0	26	
05	HAGOOD,Treshawn	g	1	5	0	1	0	0	0	0	2	2	2	1	1	1	12	
11	BROWN,Isaac	g	0	1	0	0	0	0	0	0	1	0	0	1	0	0	3	
12	LEWIS,Reggie	g	2	9	0	2	4	5	1	3	4	2	8	2	1	0	16	
24	NEAL,Jeffrey	g	0	1	0	0	0	1	1	2	0	0	0	0	0	0	4	
25	DEAN,Jeremy	g	1	5	0	2	1	4	1	2	3	0	3	1	3	0	23	
32	ROSE,Vaughn	g	0	0	0	0	1	0	1	0	0	0	0	0	0	0	1	
33	DRAYTON,Nathaniel	g	5	8	0	1	0	3	2	1	3	3	10	0	2	0	16	
Team								4	1	5								
Totals			24	74	2	16	10	19	13	18	31	20	60	11	19	2	12	200

FG % 1st Half: 11-32 34.4% 2nd half: 13-42 31.0% Game: 24-74 32.4%
 3FG % 1st Half: 2-8 25.0% 2nd half: 0-8 0.0% Game: 2-16 12.5%
 FT % 1st Half: 3-4 75.0% 2nd half: 7-15 46.7% Game: 10-19 52.6%

Deadball Rebounds 4

Officials: (R)Everett Summers, (U1) Frank Raposo, (U2)Lenwood Swims
 Technical fouls: Stetson-TEAM. Florida A&M-None.
 Attendance: 1116

Score by periods	1st	2nd	Total
Stetson	35	43	78
Florida A&M	27	33	60

Last FG - STETSON 2nd-00:35, FAMU 2nd-00:22.
 Largest lead - STETSON by 25 2nd-06:26, FAMU by 3 1st-19:06.

Score tied - 1 time.
 Lead changed - 5 times.



Official Basketball Box Score -- Game Totals -- Final Statistics
Stetson vs Florida State
 11/16/11 7:00 pm at Donald L Tucker Center, Tallahassee, FL



Stetson 66 • 2-1

#	Player	F	Total			3-Ptr			Rebounds			PF	TP	A	TO	Blk	Stl	Min
			FG	FGA	FT	FTA	FG	FGA	FT	FTA	Off							
24	Liam McInerney	f	1	4	0	1	0	2	1	3	3	2	0	2	0	0	22	
41	Adam Pegg	c	3	8	1	3	0	0	2	2	4	7	1	0	0	0	29	
11	Aaron Graham	g	4	17	2	8	0	0	2	2	4	10	4	3	0	2	27	
12	Joel Naburbs	g	6	16	2	10	0	4	1	5	1	14	4	4	0	2	33	
23	Chris Perez	g	3	7	0	2	5	0	5	2	11	0	1	0	0	0	27	
01	Dennis Diaz	g	1	2	1	2	0	0	0	0	1	3	0	1	0	1	11	
03	Willie Green	g	1	3	0	1	2	1	7	8	1	3	2	3	0	1	17	
21	Jermol Paul	g	2	2	1	1	0	0	1	0	1	5	0	2	0	1	11	
22	Tyshawn Patterson	g	0	3	0	1	0											



Official Basketball Box Score -- Game Totals -- Final Statistics
Stetson vs Charleston Southern
 11/21/11 7:30 p.m. at Buccaneer Fieldhouse



Stetson 64 • 3-2

#	Player	Total		3-Ptr		Rebounds			PF	TP	A	TO	Blk	Stl	Min
		FG-FGA	FT-FTA	FG-FGA	FT-FTA	Off	Def	Tot							
24	Liam McInerney	f	2-5	1-3	0-0	2	4	6	2	5	1	5	0	2	25
41	Adam Pegg	c	3-5	2-2	2-4	0	1	1	2	10	0	1	2	1	26
11	Aaron Graham	g	6-11	5-8	0-1	0	5	5	5	17	2	7	0	0	26
12	Joel Naburgs	g	4-8	3-6	1-3	1	6	7	2	12	2	3	0	1	33
23	Chris Perez	g	1-6	0-1	1-3	4	2	6	3	3	1	3	0	1	35
01	Dennis Diaz	g	1-2	1-2	0-0	0	2	2	0	3	0	1	0	0	9
03	Willie Green	g	3-7	0-0	0-0	2	0	2	3	6	1	2	2	1	20
21	Jermol Paul	g	1-3	0-2	3-4	0	0	0	1	5	0	1	1	0	7
22	Tyshawn Patterson	g	1-3	1-1	0-0	0	2	2	1	3	2	1	0	0	15
33	J.R. Weston	g	0-1	0-1	0-0	0	1	1	2	0	1	1	0	0	4
Team			0-2		2-2										
Totals			22-51	13-26	7-15	9	25	34	21	64	10	26	5	6	200

FG % 1st Half: 10-26 38.5% 2nd half: 12-25 48.0% Game: 22-51 43.1%
 3FG % 1st Half: 3-11 27.3% 2nd half: 10-15 66.7% Game: 13-26 50.0%
 FT % 1st Half: 3-4 75.0% 2nd half: 4-11 36.4% Game: 7-15 46.7%

Charleston Southern 73 • 3-2

#	Player	Total		3-Ptr		Rebounds			PF	TP	A	TO	Blk	Stl	Min
		FG-FGA	FT-FTA	FG-FGA	FT-FTA	Off	Def	Tot							
01	MARTIN, Kelvin	f	6-10	0-0	3-6	2	8	10	1	15	3	0	1	7	32
23	MUO, Mathiang	f	6-12	6-10	4-5	1	5	6	1	22	1	4	0	0	29
24	BOWEN, Cedrick	g	2-5	0-0	0-0	2	1	3	1	4	0	2	0	0	14
05	NIMLEY, Saah	g	1-6	0-4	1-4	1	1	2	2	3	4	4	0	3	28
10	SEXTON, Jeremy	g	2-7	2-4	0-0	0	0	0	0	6	3	5	0	1	22
00	HARPER, Arlon	g	6-7	0-0	2-2	1	3	4	3	14	2	1	0	2	24
04	STRICKLAND, Sheldon	g	0-4	0-1	2-2	0	1	1	1	2	3	1	0	0	16
15	GOMBWER, Paul	g	1-3	0-0	1-2	2	2	4	3	3	0	1	0	3	28
20	GRIER, Chris	g	2-2	0-0	0-0	0	1	1	2	4	1	0	0	1	7
Team			2-1		3-3										
Totals			26-56	8-19	13-21	11	23	34	14	73	17	18	1	17	200

FG % 1st Half: 8-24 33.3% 2nd half: 18-32 56.3% Game: 26-56 46.4%
 3FG % 1st Half: 1-8 12.5% 2nd half: 7-11 63.6% Game: 8-19 42.1%
 FT % 1st Half: 5-11 45.5% 2nd half: 8-10 80.0% Game: 13-21 61.9%

Officials: Ted Valentine
 Technical fouls: Stetson-None. Charleston Southern-None.
 Attendance: 891

Score by periods	1st	2nd	Total
Stetson	26	38	64
Charleston Southern	22	51	73

	In	Off	2nd	Fast	Bench
Points	14	7	7	0	17
Paint	26	6	8	8	23
TS/0					
Chance					
Break					

Last FG - STETSON 2nd-00:15, CSU 2nd-00:01.
 Largest lead - STETSON by 12 1st-05:40, CSU by 10 2nd-00:31.

Score tied - 5 times.
 Lead changed - 8 times.



Official Basketball Box Score -- Game Totals -- Final Statistics
ETSU vs Stetson
 12/01/11 7:15 p.m. at DeLand, Fla. (Edmunds Center)



ETSU 65 • 3-3 (0-1 A-SUN)

#	Player	Total		3-Ptr		Rebounds			PF	TP	A	TO	Blk	Stl	Min
		FG-FGA	FT-FTA	FG-FGA	FT-FTA	Off	Def	Tot							
41	BROWN, Isiah	f	9-12	0-0	2-4	1	4	5	4	20	1	3	2	0	31
05	COOLEY, Sheldon	g	2-6	0-1	2-4	0	2	2	1	6	5	1	0	1	28
13	HUBBARD, Tommy	g	3-9	0-1	0-1	1	4	5	5	6	0	4	0	2	32
23	DUBOSE, Marcus	g	3-7	1-4	4-6	1	4	5	2	11	1	4	0	3	30
43	SOLLAZO, Adam	g	5-10	0-2	3-4	0	1	1	2	13	6	3	0	1	28
00	WOUMN, Ryan	g	0-0	0-0	1-2	0	1	1	1	1	0	0	0	0	5
02	JONES, Jarvis	g	2-5	1-2	0-1	1	0	1	0	5	1	0	0	0	13
04	REMBERT, Rashawn	g	0-4	0-2	1-2	0	1	1	0	1	0	0	0	1	10
21	WALTON, John	g	0-4	0-0	0-0	3	0	3	0	0	0	1	0	0	6
34	PODERIS, Lukas	g	0-0	0-0	0-0	0	3	3	0	0	0	0	0	1	9
44	WARD, J.C.	g	1-1	0-0	0-0	1	0	1	1	2	0	0	0	0	8
Team			0-0		0-0										
Totals			25-58	2-12	13-24	8	20	28	16	65	14	16	4	11	200

FG % 1st Half: 10-21 47.6% 2nd half: 15-37 40.5% Game: 25-58 43.1%
 3FG % 1st Half: 1-5 20.0% 2nd half: 1-7 14.3% Game: 2-12 16.7%
 FT % 1st Half: 4-8 50.0% 2nd half: 9-16 56.3% Game: 13-24 54.2%

Stetson 73 • 4-3 (1-0 A-SUN)

#	Player	Total		3-Ptr		Rebounds			PF	TP	A	TO	Blk	Stl	Min
		FG-FGA	FT-FTA	FG-FGA	FT-FTA	Off	Def	Tot							
24	Liam McInerney	f	2-3	0-0	0-0	1	6	7	3	4	0	4	2	0	32
41	Adam Pegg	c	5-9	0-0	2-3	3	6	9	3	12	1	3	0	0	20
01	Dennis Diaz	g	0-2	0-2	0-0	0	1	1	0	0	3	2	0	0	11
11	Aaron Graham	g	6-10	5-7	3-5	0	4	4	3	20	7	3	0	2	35
23	Chris Perez	g	5-11	1-2	3-5	0	1	1	4	14	3	4	0	2	35
03	Willie Green	g	2-5	0-0	1-4	2	3	5	1	5	1	1	1	0	23
12	Joel Naburgs	g	5-11	5-11	0-0	2	7	9	2	15	5	3	0	1	26
21	Jermol Paul	g	0-1	0-0	2-4	1	0	1	2	2	0	1	0	0	5
22	Tyshawn Patterson	g	0-1	0-1	0-0	1	1	2	1	0	0	2	0	0	5
33	J.R. Weston	g	0-1	0-1	1-2	1	1	2	1	1	0	0	0	0	8
Team			3-1		4-5										
Totals			25-54	11-24	12-23	13	32	45	20	73	20	23	3	5	200

FG % 1st Half: 10-24 41.7% 2nd half: 15-30 50.0% Game: 25-54 46.3%
 3FG % 1st Half: 5-14 35.7% 2nd half: 6-10 60.0% Game: 11-24 45.8%
 FT % 1st Half: 3-6 50.0% 2nd half: 9-17 52.9% Game: 12-23 52.2%

Officials: Brett Smith, Darryl Smith, Bart Lenox
 Technical fouls: ETSU-None. Stetson-None.
 Attendance: 1046

Score by periods	1st	2nd	Total
ETSU	25	40	65
Stetson	28	45	73

	In	Off	2nd	Fast	Bench
Points	44	23	6	8	9
Paint	26	9	9	8	23
TS/0					
Chance					
Break					

Last FG - ETSU 2nd-00:18, STETSON 2nd-00:31.
 Largest lead - ETSU by 3 1st-12:35, STETSON by 22 2nd-09:32.

Score tied - 2 times.
 Lead changed - 4 times.



Official Basketball Box Score -- Game Totals -- Final Statistics
Stetson vs UF
 11/28/11 7 p.m. at Orlando, Fla. (Amway Center)



Stetson 70 • 3-3

#	Player	Total		3-Ptr		Rebounds			PF	TP	A	TO	Blk	Stl	Min
		FG-FGA	FT-FTA	FG-FGA	FT-FTA	Off	Def	Tot							
24	Liam McInerney	f	0-5	0-2	5-6	3	2	5	1	5	2	1	0	0	29
41	Adam Pegg	c	6-11	0-1	7-9	1	3	4	4	19	3	2	0	1	25
11	Aaron Graham	g	1-7	0-4	2-2	0	2	2	4	4	4	3	2	0	26
12	Joel Naburgs	g	1-6	0-3	0-0	0	8	8	0	2	0	1	0	1	19
23	Chris Perez	g	8-14	0-2	4-5	1	2	3	4	20	1	2	0	0	30
01	Dennis Diaz	g	3-5	1-3	2-2	1	2	3	1	9	1	4	0	0	17
03	Willie Green	g	5-7	0-0	1-3	0	5	5	1	11	0	2	1	0	23
21	Jermol Paul	g	0-0	0-0	0-0	0	0	0	0	0	0	0	0	0	4
22	Tyshawn Patterson	g	0-1	0-1	0-2	0	2	2	1	0	2	3	0	2	16
33	J.R. Weston	g	0-2	0-1	0-0	0	0	0	3	0	1	0	0	0	11
Team			4-1		5-5										
Totals			24-58	1-17	21-29	10	27	37	19	70	14	18	3	4	200

FG % 1st Half: 12-29 41.4% 2nd half: 12-29 41.4% Game: 24-58 41.4%
 3FG % 1st Half: 1-9 11.1% 2nd half: 0-8 0.0% Game: 1-17 5.9%
 FT % 1st Half: 6-7 85.7% 2nd half: 15-22 68.2% Game: 21-29 72.4%

UF 96 • 5-1

#	Player	Total		3-Ptr		Rebounds			PF	TP	A	TO	Blk	Stl	Min
		FG-FGA	FT-FTA	FG-FGA	FT-FTA	Off	Def	Tot							



Official Basketball Box Score -- Game Totals -- Final Statistics
USC Upstate vs Stetson
 12/17/11 3:15 pm at DeLand, Fla. (Edmunds Center)



USC Upstate 79 • 7-5 (1-0 A-Sun)

#	Player	Pos	Total			3-Ptr			Rebounds			PF	TP	A	TO	Blk	Stl	Min
			FG-FGA	FT-FTA	FT-FTA	FG-FGA	FT-FTA	Off	Def	Tot								
12	GLENN, Ricardo	f	4-8	0-0	4-4	8	6	14	3	12	1	1	0	3			24	
23	CRAIG, Torrey	f	4-14	1-8	4-7	1	6	7	3	13	0	2	0	2			35	
32	ROGERS, Chalmers	f	2-2	1-1	0-0	0	1	1	1	5	0	0	0	0			10	
05	GREENE, Ty	g	7-13	4-5	3-3	0	3	3	0	21	2	2	0	1			32	
31	BLESSING, Mario	g	2-4	2-3	2-2	1	1	2	2	8	0	0	0	0			26	
13	MILLER, Fred	g	0-0	0-0	0-0	1	0	1	0	0	0	0	0	0			5	
15	RODGERS, Adrian	g	2-6	0-0	2-2	0	0	0	1	6	6	0	0	0			17	
24	MAXEY, Jodd	g	3-4	0-0	0-0	2	0	2	4	6	3	3	1	5			19	
30	ELAM, Rob	g	1-2	0-0	0-0	0	0	0	0	2	0	0	1	0			10	
33	COOK, Carter	g	0-1	0-1	0-0	0	0	0	2	0	0	1	0	0			5	
34	OLUMUYIWA, Babatund	g	2-6	0-0	2-3	0	0	0	1	6	0	2	1	3			17	
Team						0	2	2										
Totals			27-60	8-18	17-21	13	19	32	17	79	12	11	3	14				200

FG % 1st Half: 9-27 33.3% 2nd half: 18-33 54.5% Game: 27-60 45.0% Deadball
 3FG % 1st Half: 5-9 55.6% 2nd half: 3-9 33.3% Game: 8-18 44.4% Rebounds
 FT % 1st Half: 9-12 75.0% 2nd half: 8-9 88.9% Game: 17-21 81.0% 1,1

Stetson 63 • 4-5 (1-1 A-Sun)

#	Player	Pos	Total			3-Ptr			Rebounds			PF	TP	A	TO	Blk	Stl	Min
			FG-FGA	FT-FTA	FT-FTA	FG-FGA	FT-FTA	Off	Def	Tot								
24	Liam McInerney	f	2-3	1-1	0-0	0	3	3	0	5	2	4	0	1			26	
41	Adam Pegg	c	5-10	0-1	0-0	2	2	4	2	10	2	2	0	1			30	
11	Aaron Graham	g	3-8	2-6	2-3	0	4	4	4	10	3	1	0	1			34	
12	Joel Naburgs	g	2-7	2-4	4-7	1	4	5	3	10	4	5	1	0			35	
23	Chris Perez	g	6-10	0-1	0-1	2	1	3	5	12	0	0	0	2			21	
01	Dennis Diaz	g	1-3	0-2	0-0	0	1	1	2	2	0	2	0	1			14	
03	Willie Green	g	1-4	0-0	4-4	2	1	3	1	6	1	3	2	0			16	
21	Jermol Paul	g	1-2	0-0	0-0	1	0	1	1	2	0	0	0	0			9	
22	Tyshawn Patterson	g	2-3	0-0	2-2	1	3	4	2	6	2	3	0	0			15	
Team						2	1	3										
Totals			23-50	5-15	12-17	11	20	31	20	63	14	20	3	6				200

FG % 1st Half: 13-28 46.4% 2nd half: 10-22 45.5% Game: 23-50 46.0% Deadball
 3FG % 1st Half: 4-8 50.0% 2nd half: 1-7 14.3% Game: 5-15 33.3% Rebounds
 FT % 1st Half: 5-6 83.3% 2nd half: 7-11 63.6% Game: 12-17 70.6% 1,3

Officials: Billy Dunlap, Marc Ellard, Freddie Williams
 Technical fouls: USC Upstate-None. Stetson-None.
 Attendance: 625

Score by periods	1st	2nd	Total
USC Upstate	32	47	79
Stetson	35	28	63

Points	In	Off	2nd	Fast	Bench
UPST	26	30	17	4	20
STETSON	32	10	10	8	16

Last FG - UPST 2nd-00:01, STETSON 2nd-02:13.
 Largest lead - UPST by 16 2nd-00:01, STETSON by 12 1st-05:54.

Score tied - 3 times.
 Lead changed - 8 times.