

1173

All-time victories in 98 seasons of HATTERS BASKETBALL. 2011-12 is the 99th season at SU.



Ricky Hazel, Assistant Athletics Director for Communications  
421 North Woodland Blvd, DeLand, FL, 32723  
O: 386.822.8130 :: C: 334.372.7032 :: F: 386.822.7486  
jhazel@stetson.edu :: www.GoHatters.com  
Follow me on Twitter (@RHazel\_SID)

2011-12 SCHEDULE/RESULTS

NOVEMBER

DATE	OPPONENT	TV	TIME/RESULT
3	FLAGLER (exhib.)		W, 90-72
11	BETHUNE-COOKMAN		W, 65-60
14	at Florida A&M		W, 78-60
16	at Florida State	ESPN3.com	L, 79-66
19	SAINT LEO		3:00 pm
21	at Charleston Southern		7:30 pm
28	vs Florida (1)	SUN	7:00 pm

DECEMBER

DATE	OPPONENT	TV	TIME
1	EAST TENNESSEE STATE*		7:00 pm
4	at Indiana	BTN	4:30 pm
17	USC UPSTATE*		3:15 pm
21	CHARLESTON SOUTHERN		7:00 pm
29	at UCF (2)		7:00 pm
30	vs JMU/Rhode Island (2)		TBA

JANUARY

DATE	OPPONENT	TV	TIME
2	at Kennesaw State*		7:00 pm
4	at Mercer*		7:30 pm
7	JACKSONVILLE*		3:15 pm
9	NORTH FLORIDA*		7:15 pm
14	at Belmont*		8:15 pm
16	at Lipscomb*		7:30 pm
20	FLORIDA GULF COAST*	CSS	7:00 pm
23	at Savannah State		7:00 pm
28	MERCER*		3:15 pm
30	KENNESAW STATE*		7:00 pm

FEBRUARY

DATE	OPPONENT	TV	TIME
4	at North Florida*		7:00 pm
6	at Jacksonville*		7:30 pm
11	LIPSCOMB*		3:15 pm
13	BELMONT*		7:00 pm
17	at Florida Gulf Coast*	CSS	7:00 pm
23	at East Tennessee State*		7:00 pm
25	at USC Upstate*		2:00 pm
29	Atlantic Sun Tournament (3)		TBA

SCHEDULE KEY

All times Eastern and Subject to change


\* Atlantic Sun Conference game

Home games in **BOLD CAPS** played at the Edmunds Center (4,000)

(1) Florida Citrus Sports Shootout (Orlando, Florida)

(2) 2011 UCF Holiday Invitational (Orlando, Florida.)

(3) 2012 A-Sun Championship Tournament (Macon, Ga.)



STETSON HATTERS

2011-12 Record: 2-1  
A-Sun Record: 0-0  
Last Game: L at FSU, 79-66  
Head Coach: Casey Alexander  
Career Record: 2-1 (1st year)  
Record at Stetson: Same

STATISTICAL LEADERS

Points: Chris Perez (12.3)  
Reb: Aaron Graham (7.7)  
Assists: T. Patterson (3.6)  
Steals: two players (1.6)



SAINT LEO LIONS

2011-12 Record: 2-1  
SSC Record: 0-0  
Last Game: W at Valdosta, 69-51  
Head Coach: Lance Randall  
Career: 45-36 (5th year)  
at School: 2-1 (1st)

STATISTICAL LEADERS

Points: Trent Thomas (11.7)  
Reb: Shaun Adams (6.7)  
Assists: Marcus Ruh (3.3)  
Steals: Trent Thomas (1.7)

GAME RESET

Date: Saturday, Nov. 19, 2011  
Tip-Off: 3:00 pm EST  
Location: DeLand, Fla.  
Arena: Edmunds Center (4,000)  
Television: none  
Talent: n/a  
Series (Overall): Stetson leads 3-0  
in DeLand: Stetson leads 3-0  
Alexander vs. SLU: First meeting

MULTIMEDIA

Hatter Vision broadcasts and offers live on-demand video streaming for home games and audio broadcasts for non-conference road games on the Stetson web (www.go-hatters.com). Murray Miller (play-by-play) and Harry Arnold (color) call the action. Hatters fans can also see video streaming for conference road games on A-Sun TV.

GAME DAY STORY LINES

- Junior center **Adam Pegg** was named Atlantic Sun Conference Newcomer of the Week after averaging 14.5 points and 5.5 rebounds in the Hatters two season-opening victories.
- Stetson's season-opening victory over Bethune-Cookman improved the Hatters' all-time record to 57-42 in 99 season openers. The Hatters have now won their last three season-openers, and eight of their last 11 season openers.
- Hatters coach **Casey Alexander** was the first Stetson coach to make his debut at home since Loren Ellis in 1950 (his only season as coach). Alexander joined his predecessor, Derek Waugh, as a winner in his Stetson debut, giving the Hatters consecutive victorious coaching debuts for the first time since Bob Trocolor (1949-50) and Ellis (1950-51) both won in their debut games.
- Alexander is the first Stetson coach to win his first two games since Dick Morland won his first three games in the 1952-53 season.
- The Hatters' season-opening victory over Bethune-Cookman was less than perfect. Stetson turned the ball over 29 times in the game against the Wildcats, the most in a game by the Hatters since Stetson had 32 turnovers in a 68-65 loss at Troy on January 26, 2002.
- After turning the ball over 55 times in the first two games of the year, the Hatters improved in the game at Florida State, dropping the turnover number to 17 for that game, matching FSU.
- Junior **J.R. Weston** came off the bench against Florida State to score a career-high 11 points, hitting three of four from three-point range in just 10 minutes of playing time.
- The Hatters should have another player eligible to make his Stetson debut after fall semester classes end. Junior **Amara Thompson** must sit out the first semester after transferring from UCF.
- One member of the Stetson team will miss the entire season while sitting out as a transfer. Guard **Hunter Miller**, a Nashville native and nephew of Sawyer Brown lead singer Mark Miller, is a transfer from Florida Gulf Coast. He will have two seasons left to play for the Hatters after this year.
- The Hatters will be looking for new areas of offensive production this year after the departure of 62.7 percent of the scoring from the 2010-11 squad. Junior **Tyshawn Patterson** (8.3) and sophomore **Aaron Graham** (6.1) are the leading returning scorers on the 2011-12 team

STETSON PROJECTED STARTING LINEUP NOTES



**12 Joel Naburgs** Junior G  
A native of Melbourne, Australia ... Started 16 games in 2010-11 ... Averaged 7.8 points per game ... Had 10 double-figure scoring games, including a career-high 20 against Florida Gulf Coast ... Was the Hatters leading scorer, with 14 points, in the loss at Florida State.



**11 Aaron Graham** Sophomore G  
A native of Miramar ... Saw action in 30 games in 2010-11, 16 as a starter ... Scored in double figures seven times, including a career-best 20-point effort at UNF ... Had his first career double-double with 12 points and 10 rebounds against Bethune-Cookman.



**24 Liam McInerney** Junior F  
A native of Port Campbell in Victoria, Australia ... Has played in 61 games in his Stetson career ... Had a career-best 13 points against Florida A&M, hitting a pair of three-pointers ... Had five points and grabbed eight boards in 21 minutes vs. Bethune-Cookman.



**23 Chris Perez** Sophomore G  
A native of Santiago in the Dominican Republic ... Attended Oldsmar Christian HS ... Played in 31 games as a freshman at Liberty in 2009-10 ... Scored a career-high 21 points in a win over VMI ... Had 14 points in a team-high 35 minutes against Bethune-Cookman.



**41 Adam Pegg** Junior C  
A native of Clearwater ... Sat out the 2010-11 season as a transfer from Delaware where he played in 62 games in two seasons ... Started 14 games in 2009-10 and scored in double-figures six times ... Set a career-high with 15 points against Florida A&M.

**STETSON ATHLETIC MEDIA RELATIONS**

**Mailing Address:** 421 N. Woodlands Blvd,  
DeLand, FL 32723

**Phone:** 386.822.8130

**Fax:** 386.822.7486

**MEDIA RELATIONS CONTACT**

**RICKY HAZEL** Asst. AD/Communications

**Office:** 386.822.8130

**Cell:** 334.372.7032

**E-Mail:** [rhazel@stetson.edu](mailto:rhazel@stetson.edu)

**WEEKLY INTERVIEWS**

Head coach Casey Alexander and Stetson players will be made available for interviews in person or by telephone by request to Assistant AD Ricky Hazel.

All interviews with Stetson student-athletes must be coordinated through the Athletic Media Relations Office and requested with 24 hours advance notice.

Telephone interviews will be fulfilled at a time that does not interfere with the student-athlete's academic or practice schedule.

**STETSON ATHLETICS WEBSITE**

Game notes, statistics and preview stories along with photo galleries are all available on Stetson's athletic department website - [www.GoHatters.com](http://www.GoHatters.com).

**PRACTICE COVERAGE**

Most Stetson Hatters basketball practices are open to the media. To arrange a visit to Stetson practice and/or interviews with Stetson players and coaches, please contact Stetson Assistant AD for Communications Ricky Hazel.

**SOCIAL MEDIA**

In addition to the following the most up-to-date information on Stetson's official athletics website, [www.GoHatters.com](http://www.GoHatters.com), you can get exclusive behind-the-scenes look into the Stetson basketball program during the 2011-12 season with Stetson Assistant AD Ricky Hazel's Twitter account. You can follow him [@RHazel\\_SID](https://twitter.com/RHazel_SID). Also, be sure to follow [@StetsonSID](https://twitter.com/StetsonSID) for up to the minute updates on all of Stetson Athletics.

Other social media avenues for following the Hatters include the official Stetson Athletics Facebook page and the StetsonHatters YouTube Channel. Keep an eye open for regular video content from the Hatter Sports Network, a student run group that will be providing video content throughout the year.

Also keep track of the Hatters through Ricky Hazel's blog, "Adventures in Hatterland". Go to [adventuresinhatterland.blogspot.com](http://adventuresinhatterland.blogspot.com) to keep up with his travels with the Hatters.

**MEN'S BASKETBALL WEEKLY MEDIA PLANNER**

Most practices are open to the media. For help covering Stetson men's basketball, contact Asst. AD for Communications Ricky Hazel.

<b>SATURDAY</b> November 19	<b>SUNDAY</b> November 20	<b>MONDAY</b> November 21	<b>TUESDAY</b> November 22	<b>WEDNESDAY</b> November 23
<b>GAME 4</b> vs. Saint Leo 3 pm Edmunds Center	<b>PRACTICE</b> Edmunds Center - Noon <b>TRAVEL</b> to Charleston, SC - 3 pm	<b>GAME 5</b> at Charleston Southern 7:30 pm CSU Fieldhouse	<b>OFF DAY</b>	<b>OFF DAY</b>

**SERIES HISTORY**

- Saturday's game will be the 4th meeting between the Hatters and Lions in a series that started in 1970 and has been dormant since 1991. Stetson leads the all-time series 3-0.
- All three previous meetings have been played in DeLand. Stetson won 77-63 on Dec. 1, 1970, and 99-76 on Feb. 23, 1983.
- The Hatters posted the highest scoring game in school history the last time these schools met. Stetson defeated Saint Leo 143-125 on Nov. 30, 1991.

**LAST MEETING**

- It has been quite a while since the Hatters and Lions last squared off on the hardwood. You have to go all the way back to November 30, 1991, when the Hatters won the highest scoring game in school history, a 143-125 decision, over Saint Leo. That night the Hatters set school records for points and points in a half (73), and tied the school record for field goals in a game (51). Mark Brisker tied his own school record with 12 three-pointers that night.

**LOOKING AT THE LIONS**

- The Lions come in with a 2-1 record off a convincing road victory at Valdosta State (69-51) on Tuesday under first-year head coach Lance Randall.
- Saint Leo is playing tough defense, holding opponents to just 52.7 points per game and 38.8 percent shooting from the field.
- The Lions are led offensively by a pair of juniors -- guard Trent Thomas (11.7 ppg) and forward Shaun Adams (10.7 ppg).
- Saint Leo holds a plus four rebound advantage over its foes this year, led by Adams with 6.7 rpg.

**UP NEXT**

- The Hatters will venture back onto the road for a game at Charleston Southern on Monday night. The Buccaneers are off to a 1-2 start this year, with losses at Kansas State (72-67) and Wichita State (85-57) before getting a home victory over Bluefield College (88-64) on Tuesday.
- Charleston Southern will face Milligan tonight before hosting the Hatters on Monday. The game is scheduled for a 7:30 p.m. start at quaint CSU Field House, which seats just 881 fans.

**WE ARE "THE HATTERS"**

- The unlikely combination of a famous hat manufacturer and a university getting together produced a novel nickname for Stetson University. The athletic teams are called "Hatters," reflecting the University's association with John B. Stetson, maker of the well-known Stetson hats. It all started back in 1883 when Henry DeLand founded the DeLand Academy. Three years later, after a disastrous freeze affected the citrus industry and left Mr. DeLand in financial trouble, Mr. Stetson, who had a winter home in DeLand, became interested in the school. When, at Mr. DeLand's request, Mr. Stetson was made chairman of the Board of Trustees in 1889, the school was renamed in his honor. Stetson University fielded the first football team in Florida in 1901, and the nickname "Hatter" was used then and is still used today.

**STATISTICAL COMPARISON**

CATEGORY	STU	SLU
Overall Record	2-1	2-1
Scoring	69.7	58.3
Scoring Defense	66.3	52.7
Scoring Margin	+3.3	+5.7
Field Goal Pct	.451	.483
Field Goal Pct Defense	.369	.388
3-Pt Field Goal Pct	.390	.311
3-Pt Field Goal Pct Defense	.222	.373
Free Throw Pct	.704	.484
Rebounds per game	41.3	33.3
Opp. Rebounds per game	38.0	29.3
Rebounding Margin	+3.3	+4.0
Assists	43	34
Assists per game	14.3	11.3
Turnovers	72	38
Turnover margin	-5.7	+1.0
Assist/Turnover Ratio	0.6	0.9
Steals	23	16
Steals per game	7.7	5.3
Blocks	6	13
Blocks per game	2.0	4.3

**SCOUTING THE OPPOSITION: SAINT LEO**

**2011-12 RECORD:** 2-1  
**SSC RECORD:** 0-0



**GENERAL INFORMATION**

**Location:** Saint Leo, Fla.  
**Founded:** 1889  
**Enrollment:** 15,565  
**Affiliation:** NCAA Division II  
**Conference:** Sunshine State  
**Nickname:** Lions  
**Colors:** Green and Gold  
**President:** Dr. Arthur F. Kirk, Jr.  
**Ath. Director:** Francis X. Reidy  
**Arena:** Marion Bowman Activities Center (1,500)

**TEAM INFORMATION**

**2010-11 Record:** 12-16  
**SSC Record:** 2-14  
**ACC Finish:** 9th  
**Postseason:** none  
**Starters Ret./Lost:** 1/4

**COACHING STAFF**

**Head Coach:** Lance Randall  
**Career Record:** 45-36 (4th year) at SLU: 2-1 (1st year)  
**Assistant Coaches:** J.R. Blount, Steve Groothuis, Bryan Beamish

**SERIES INFORMATION**

**Series (Overall):** SU 3-0 in DeLand: SU 3-0 in Saint Leo: never met  
**Neutral:** never met  
**Streak:** SU, 3 wins  
**Last Stetson win:** 11/30/91, 143-125, in DeLand

**MEDIA RELATIONS**

**MBB Contact:** Evan Ortiz  
**E-mail:** evan.ortiz@saintleo.edu  
**Website:** www.saintleolions.com

**AT THE EDMUNDS CENTER**

The Stetson men's basketball team has called the J. Ollie Edmunds Center home since 1974, but the Hatters have been anything but gracious hosts to their opponents. For the past 34 years, the Hatters have won 65.6 percent of their home games, posting a 335-175 all-time record. Here is a year-by-year look at Stetson's record at the Edmunds Center:

Year	W-L	Pct.
1974-75	16-0	1.000
1975-76	12-3	.800
1976-77	8-7	.533
1977-78	12-4	.750
1978-79	10-4	.714
1979-80	13-5	.722
1980-81	14-1	.933
1981-82	9-6	.600
1982-83	15-3	.833
1983-84	13-3	.813
1984-85	8-6	.571
1985-86	8-6	.571
1986-87	9-1	.900
1987-88	11-3	.786
1988-89	10-3	.769
1989-90	7-6	.538
1990-91	7-6	.538
1991-92	10-7	.588
1992-93	10-4	.714
1993-94	8-4	.667
1994-95	7-6	.538
1995-96	7-7	.500
1996-97	7-7	.500
1997-98	7-5	.583
1998-99	9-4	.692
1999-00	6-5	.545
2000-01	10-3	.769
2001-02	7-5	.583
2002-03	4-7	.364
2003-04	8-6	.571
2004-05	6-5	.545
2005-06	7-5	.583
2006-07	8-5	.615
2007-08	11-2	.846
2008-09	10-4	.714
2009-10	5-9	.357
2010-11	5-8	.384
2011-12	1-0	1.000
<b>Total</b>	<b>335-175</b>	<b>.657</b>

**A STETSON WIN WOULD...**

- Give the Hatters a 2-0 start at home for the fifth time in the last six years.
- Improve Stetson's all-time record against Saint Leo to 4-0.
- Give the Hatters an all-time record of 197-48 against members of the Sunshine State Conference. This is the first regular season game against a member of the league since the 1991-92 season.
- Give the Hatters their first 3-1 start to a season since opening the 2000-01 season with a 3-1 mark with wins over Elon, Flagler and Charleston Southern.
- Give Stetson the 1,174th victory in program history, dating back to 1900.
- Up the Hatters' record to 51-68 all-time in November.
- Give the Hatters a chance to open with no worse than a 4-1 mark for the first time since the 1983-84 season.

**2011-12 STETSON NUMERICAL ROSTER**

No.	Name	Pos.	Ht.	Wt.	Cl.-Exp.	Hometown/High School (Previous School)
1	Dennis Diaz	G	6-4	180	Fr.	Deltona, FL/DeLand HS
2	Amara Thompson <sup>^</sup>	G	6-4	180	Jr.	Tucker, GA/Tucker HS (UCF)
3	Willie Green	F	6-7	195	So.	Orlando, FL/Olympia HS (WKU/Daytona State College)
4	Diego Morales	G	6-0	170	Jr.	Orlando, FL/Freedom HS
10	Hunter Miller*	G	6-2	180	Jr.	Nashville, TN/Christ Presbyterian (FGCU)
11	Aaron Graham	G	6-4	185	So.	Miramar, FL/Westminster Academy
12	Joel Naburgs	G	6-4	200	Jr.	Victoria, Australia/Box Hill Senior College
21	Jermol Paul	F	6-4	215	Sr.	Ocoee, FL/Dwyer HS (Stony Brook)
22	Tyshawn Patterson	G	6-1	180	Jr.	Hartford, CT/Orlando Christian Prep
23	Chris Perez	G	6-3	215	So.	Santiago, D.R./Oldsmar Christian (Liberty)
24	Liam McInerney	F/C	6-9	235	Jr.	Port Campbell, Victoria, Australia/Ballararat & Clarendon
33	J.R. Weston	G/F	6-4	200	Jr.	Morrill, OH/Ridgedale HS
41	Adam Pegg	C	6-9	260	Jr.	Clearwater, Fla./Oldsmar Christian (Delaware)

<sup>^</sup>Sitting out the fall semester of the 2011-12 season to meet Stetson University academic requirements.  
\*Sitting out the 2011-12 season to satisfy NCAA transfer requirements. Will be eligible for the 2012-13 season.

**COACHING STAFF**

**Head Coach:** Casey Alexander (Belmont, 1995 – 1st Season)  
**Asst. Coach:** Roger Idstrom (Mars Hill, 1989 – 1st Season)  
**Asst. Coach:** Dwight Evans (B'ham-Southern, 1984 – 1st Season)  
**Asst. Coach:** Steve Drabyn (Belmont, 2004 – 1st season)  
**Athletic Trainer:** Adam Deimling (Central Mich., 2006 – 3rd season)

**PRONUNCIATION GUIDE**

**Roger Idstrom** EED-strom  
**Amara Thompson** ah-MAR-ah  
**Joel Naburgs** NAR-bergs  
**Liam McInerney** LEE-um MAC-in-ERNIE



Team	A-Sun	Overall
Stetson	0-0	2-1
Florida Gulf Coast	0-0	2-1
Mercer	0-0	2-1
USC Upstate	0-0	1-1
East Tennessee St.	0-0	1-1
Lipscomb	0-0	1-2
North Florida	0-0	1-2
Jacksonville	0-0	0-2
Belmont	0-0	0-2
Kennesaw State	0-0	0-2

### ATLANTIC SUN SCHEDULE/RESULTS

#### Monday, November 14

USC Upstate 91, Piedmont 66

#### Stetson 78, Florida A&M 60

North Florida 62, Savannah State 57

Florida Gulf Coast 79, Ave Maria 65

Auburn 68, Kennesaw State 55

Missouri 81, Mercer 63

#### Tuesday, November 15

Memphis 97, Belmont 81

ETSU 81, Appalachian State 68

#### Wednesday, November 16

#### Florida State 79, Stetson 66

Savannah State 73, Jacksonville 70

#### Thursday, November 17

Mercer 66, Furman 46

Fla. Gulf Coast 68, Prairie View A&M 59

Florida 91, North Florida 55

Illinois 79, Lipscomb 64

#### Friday, November 18

Samford at Jacksonville 7 pm

Kennesaw State at Chattanooga 7 pm

USC Upstate at UT-Pan American 8 pm

#### Saturday, November 19

Florida Gulf Coast at SMU 2 pm

Saint Leo at Stetson 3 pm

Towson at Belmont 3:30 pm

Troy at East Tennessee State 4 pm

Lipscomb at Illinois State 5 pm

Toledo vs. USC Upstate 5:30 pm

North Florida at Miami 7 pm

#### Sunday, November 20

USC Upstate vs. Texas State 5:30 pm

#### Monday, November 21

Jacksonville at Bethune-Cookman 7 pm

Sam Houston State at Mercer 7 pm

Stetson at Charleston Southern 7:30 pm

North Florida at Ohio State 8:30 pm

### NOVEMBERS TO REMEMBER

- Since 1900 the Hatters are 50-68 (.424) in the month of November. Last year the Hatters finished November at 2-3 (.400) with victories over Wake Forest and Savannah State and losses to Bethune-Cookman, UCF and Palm Beach Atlantic.

### LOOKING FOR SUCCESS AGAINST IN-STATE TEAMS

- The Hatters will face a total of nine in-state schools during the 2011-12 season, not counting the exhibition game against Flagler. Stetson has an all-time record against those in-state foes of 101-164.
- In addition to the nine in-state schools on the 2011-12 schedule, there are 14 other programs from inside the state of Florida that the Hatters have faced in basketball over the years. Stetson has an all-time record against the other Florida schools of 268-149.
- Overall, the Hatters have an all-time record of 369-313 against in-state foes in regular season play.
- The in-state school Stetson has played the most through the years is Rollins College. The Hatters own an all-time mark of 74-15 against the Orlando school.

### STETSON ADDS NOVEMBER SIGNEES

- The Hatters added three players during the November early signing period. The trio is made up of guard **Tanner Plemmons** of Sylva, NC, guard **Logan Irwin** of Ft. Wayne, Ind., and forward **Brian Pegg** of Clearwater, Fla.
- Plemmons is a 6-2 point guard at Rabun County (Ga.) HS where he averaged 23 points per game as a junior while hitting 42 percent from three-point range. Entering his senior season, Plemmons has scored 1,905 career points and has hit 298 career three-pointers. In addition to his basketball exploits, Plemmons is also a member of the track team and was the 2011 Wendy's High School Heisman winner for the state of Georgia.
- Irwin averaged 25.1 points, 5.8 assists, and 4.9 rebounds per game as a junior at Whitko High school, helping his squad to a sectional championship as a freshman. The Wildcats have gone 10-11 and 16-6 the past two seasons, but Irwin earned Indiana Junior All-Star honors last season. He is already Whitko's all-time leading scorer with more than 1,500 points.
- Pegg formerly played at Oldsmar Christian, but the 6-foot-7 senior is playing his final season at Brandon's Faith Baptist Academy. Pegg, who will join brother Adam and all-time Pinellas County prep scoring leader Chris Perez at Stetson, averaged 10 points and six rebounds for a 30-10 Oldsmar team last season.

### GETTING THE STARTING NOD

- The Hatters had two first-time starters when they opened the season against Bethune-Cookman. Even though they made their first starts at Stetson, sophomore guard **Chris Perez** (3 starts at Liberty) and junior center **Adam Pegg** (14 starts at Delaware) both have previous collegiate starts.
- Junior **Joel Narburgs** (25 career starts), sophomore **Aaron Graham** (19), and junior **Liam McInerney** (12) make up the rest of the Hatters starting five.
- In addition to the expected starting lineup, the Hatters have others on the roster with previous starting experience. Junior **Tyshawn Patterson** has started 23 games in his Stetson career while senior **Jermol Paul** and junior **J.R. Weston** both have one career start.

### PLANNING FOR THE FUTURE

- The Hatters have one player sitting out the 2011-12 season as a transfer and another who will miss the fall semester after transferring.
- Guard **Hunter Miller** joined the Stetson program from Florida Gulf Coast where he spent two seasons. Over those two years he played in 59 games for the Eagles, starting eight.
- Miller is from Nashville, but has strong family ties to central Florida. His uncle, **Mark Miller**, played basketball at UCF and will bring his band, Sawyer Brown,

## THE BEGINNING OF A NEW ERA

- First year head coach Casey Alexander brings an exciting brand of basketball to the Edmunds Center that will look familiar to Atlantic Sun Conference basketball fans. Alexander spent the previous 16 seasons as an assistant coach at A-Sun power Belmont. Alexander was also a player at Belmont, leading the Bruins to a 119-25 record during his playing career.

## MEET THE COACHING STAFF

- Joining new coach Casey Alexander on the Hatters staff for 2011-12 are a trio of coaches who are well-versed in the philosophies and style of play that Stetson will employ. Roger Idstrom was an assistant coach at Belmont with Alexander for the last 11 years. A 1989 graduate of Mars Hill College, Idstrom spent time on staff at his alma mater as well as at UNC Asheville, Montreat and Wabash Valley College before going to Gardner-Webb from 1998-2000. Dwight Evans comes to Stetson with 23 years of experience as a collegiate coach, most recently as Associate Head Coach at South Carolina State. Evans has also spent time on the coaching staffs at UCF, FIU, South Alabama and Missouri. Steve Drabyn moves into his first NCAA Division I coaching assignment at Stetson after a highly successful playing career at Belmont and seven years of Division II and high school coaching experience.



## HATTER VISION

Stetson men's basketball will broadcast all home and away games over the internet, with a video simulcast during home games and select road contests. Join veterans Murray Miller and Harry Arnold as they call every exciting play all season long. Each broadcast will start 10 minutes prior to tip-off and conclude with the post game show featuring comments from Head Coach Casey Alexander.

## STETSON VS. 2011-12 OPPONENTS

Opponent	Alexander		All-time	Neutral	Home	Away	Streaks	
	W-L	W-L					Longest	Current
Belmont	0-0	7-16	0-1	5-8	2-7	Belmont, 8W	Belmont, 4W	
Bethune-Cookman	1-0	20-5	0-0	16-2	4-3	SU, 9W	SU, 1W	
Charleston Southern	0-0	3-3	0-0	2-1	1-2	1W	CSU, 1W	
East Tennessee State	0-0	6-9	0-3	3-4	3-2	ETSU, 3W	SU, 1W	
Florida	0-0	14-50	0-2	8-12	6-36	UF, 15W	UF, 15W	
Florida A&M	1-0	6-1	1-0	3-1	2-0	SU, 3W	SU, 3W	
Florida Gulf Coast	0-0	4-4	0-0	3-1	1-3	Both, 3W	FGCU, 3W	
Florida State	0-1	11-43	0-5	8-8	3-30	FSU, 17W	FSU, 17W	
Indiana	0-0	0-0	0-0	0-0	0-0	First Meeting		
Jacksonville	0-0	30-41	1-2	18-15	11-24	JU, 7W	SU, 1W	
James Madison	0-0	0-0	0-0	0-0	0-0	First Meeting		
Kennesaw State	0-0	5-7	0-0	3-3	2-4	KSU, 4W	KSU, 4W	
Lipscomb	0-0	9-8	0-0	7-1	2-7	SU, 3W	LIP, 1W	
Mercer	0-0	74-50	4-0	41-17	29-33	SU, 6W	MER, 1W	
North Florida	0-0	9-4	0-0	4-3	5-1	SU, 7W	UNF, 1W	
Rhode Island	0-0	0-0	0-0	0-1	0-0	RIU, 1W	RIU, 1W	
Saint Leo	0-0	3-0	0-0	3-0	0-0	SU, 3W	SU, 3W	
Savannah State	0-0	7-4	0-0	4-2	3-2	SU, 5W	SS, 1W	
UCF	0-0	14-18	1-0	6-9	7-9	UCF, 9W	UCF, 9W	
USC Upstate	0-0	4-3	0-0	3-1	1-2	3x, 2W	USCU, 1W	



HEAD COACH

**CASEY ALEXANDER**

FIRST SEASON AT STETSON

## THE ALEXANDER FILE

### PERSONAL

**Birthplace:** Chattanooga, Tenn.**Family:** Wife, Sunni; daughter, Allie; sons, Reed and Mason

### EDUCATION

**Undergraduate:** Belmont, 1995 (B.S. in Physical Education)**Graduate:** Austin Peay, 1996 (M.S. in Sports Administration)

### COACHING EXPERIENCE

2003-11 Belmont (Associate Head Coach)  
1995-02 Belmont (Assistant Coach)

### CONFERENCE TITLES

2011 Atlantic Sun Conference (Belmont)  
2010 Atlantic Sun Conference (Belmont)  
2008 Atlantic Sun Conference (Belmont)  
2007 Atlantic Sun Conference (Belmont)  
2006 Atlantic Sun Conference (Belmont)

### POST-SEASON APPEARANCES

NCAA 2011, 2008, 2007, 2006  
NIT 2004

### HONORS

2011 Named No. 1 Assistant Coach in the Atlantic Sun Conference by FoxSports.com  
2009 Named No. 6 mid-major Assistant Coach in the nation by CollegeInsider.com  
2005 Inducted into the Belmont University Athletic Hall of Fame

### PLAYING EXPERIENCE

1992-95 Belmont University  
Record during playing career: 119-25  
Team Captain as a senior  
Record as a senior: 37-2  
Led team ranked No. 1 in NAIA as a senior  
Entered NAIA Tournament as No. 1 seed  
Team reached NAIA Final Four

**SPECIALTY STATISTICS**

[POT - Points off turnovers; PP - Points in the paint; 2nd - Second chance points; FAST - Fast break points; BP - Points off the bench]

Opponent	[Stetson-Opponent]				
	POT	2nd	PP	FAST	BP
Bethune-Cookman	18/22	11/17	30/26	8/2	11/18
at Florida A&M	21/13	10/11	30/34	4/2	23/23
at Florida State	19/17	15/15	26/48	2/13	22/27
Saint Leo					
at Charleston Southern					
vs Florida					
ETSU					
at Indiana					
USC Upstate					
Charleston Southern					
at UCF					
vs JMU/RIU					
at Kennesaw State					
at Mercer					
Jacksonville					
North Florida					
at Belmont					
at Lipscomb					
Florida Gulf Coast					
at Savannah State					
Mercer					
Kennesaw State					
at North Florida					
at Jacksonville					
Lipscomb					
Belmont					
at Florida Gulf Coast					
at ETSU					
at USC Upstate					
<b>STETSON TOTAL</b>	<b>58</b>	<b>36</b>	<b>86</b>	<b>14</b>	<b>56</b>
Stetson Average	19.3	12.0	28.6	4.6	18.6
<b>OPP TOTAL</b>	<b>52</b>	<b>43</b>	<b>108</b>	<b>17</b>	<b>68</b>
Opp Average	17.3	14.3	36.0	5.6	22.6

**CLUTCH FREE THROWS**

[Final 3 Minutes - Regulation & OT]

Player	FT-FTA	Pct.
Chris Perez	3-3	1.000
Aaron Graham	1-2	.500
Liam McInerney	1-2	.500
Willie Green	1-2	.500
Dennis Diaz	0-0	.000
Amara Thompson	0-0	.000
Diego Morales	0-0	.000
Joel Naburgs	0-0	.000
Jermol Paul	0-0	.000
Tyshawn Patterson	0-0	.000
J.R. Weston	0-0	.000
Adam Pegg	0-0	.000
<b>TEAM TOTAL</b>	<b>6-9</b>	<b>.667</b>

to the Edmunds Center for a concert to benefit the Hatters basketball program on December 10.

- The other new member of the Stetson program is junior **Amara Thompson**, who transferred from UCF. Thompson should be eligible to compete for the Hatters at the conclusion of the fall semester.
- Thompson saw action in 20 games over two seasons for the Knights.

**DEPARTED PLAYERS**

- Stetson lost six players off the 2010-11 Hatters club. That group included the top three scorers from last year, sophomore Ridge Graham (12.6), freshman Corey Walden (12.0) and freshman Lis Jacobo (9.2).
- The other three players who left following last year were freshman Steve Forbes, sophomore Spence Purnell and senior Graeme Radford.

**GOHATTERS.COM**

- Stetson's official athletics web site can be found at [www.GoHatters.com](http://www.GoHatters.com). The comprehensive site, which includes releases, photos, biographical sketches and audio/video broadcasts, is powered by Neulion.

**SEMINOLES' SIZE PROVES TOO MUCH**

- The Hatters tried to take away FSU's height advantage by shooting the ball from the perimeter. The plan was good enough to keep Stetson close but, in the end, it was the inside domination of the Seminoles that led Florida State to a 79-66 victory.
- It was the Seminoles' 17th consecutive victory over Stetson, dating back to 1975, and was FSU's 25th consecutive non-conference victory over an in-state opponent.
- The Hatters took aim from outside, and hit 10 of their 33 three-point attempts in the game, but the Seminoles dominated in the paint, outscoring Stetson 48-26 in the lane.
- Stetson had four players score in double figures in the game, led by 14 points from Joel Naburgs, who was just two-of-10 from three-point range. Chris Perez and J.R. Weston finished with 11 points each while Aaron Graham had 10.
- At the end of the night, the Hatters held their own on the boards, getting out-rebounded just 36-34, and turnovers were even at 17 each.

**STETSON QUIETS RATTLERS**

- The Hatters overcame another rash of turnovers, but exerted their dominance on the glass against homestanding Florida A&M to take a 78-60 victory.
- Stetson turned the ball over 26 times, but FAMU gave the ball back to the Hatters 19 times. Stetson was able to build a lead by beating the Rattlers on the boards to the tune of a 54-31 advantage.
- The game was still in doubt until inside of eight minutes were left when junior Adam Pegg stepped out and drained a long three-pointer and Chris Perez followed on the next Hatters with a three-pointer of his own, pushing the Stetson lead to 22.
- Pegg led all scorers in the game with 15. The Hatters also got 13 points from Liam McInerney, who hit a pair of three-pointers in the game, and 12 from Chris Perez. Of the 11 Hatters who saw action in the game, 10 scored.
- Joel Naburgs hit just two shots in the game for Stetson, both from three-point range, but finished the night with a career-high 11 rebounds.

**OPENING WITH A VICTORY**

- The Hatters did not give a picture-perfect performance, but they did enough to take a 65-60 victory over Bethune-Cookman in the season-opener for both teams.
- The game featured 48 turnovers, including 29 by the Hatters, to go with 46 personal fouls. The 29 turnovers for Stetson were the most in a game since having 32 in a 68-65 loss at Troy in January 26, 2002.
- The Stetson defense made the difference in the game, holding the Wildcats to just 26 percent shooting from the floor. Before the Hatters edged ahead for the win, the game featured 14 lead changes and 10 ties.
- On the night, Stetson held B-CU to just 4-of-19 shooting from three-point range, part of a 19-for-73 overall night from the field for the Wildcats. Stetson only

**STATISTICAL RANKINGS****STETSON in the ATLANTIC SUN**

<b>TEAM CATEGORY</b>	<i>Rank (Avg./Pct./Ratio)</i>	<b>ALL</b>	<b>A-SUN</b>
Scoring		5th (69.7)	
Scoring Defense		4th (66.3)	
Scoring Margin		4th (+3.3)	
FT Pct		3rd (.704)	
FG Pct		3rd (.451)	
FG Pct Def		2nd (.369)	
3FG Pct		2nd (.390)	
3FG Pct Def		2nd (.222)	
Rebounding		1st (41.3)	
Rebounding Defense		5th (38.0)	
Rebounding Margin		4th (+3.3)	
Blocked Shots		7th (2.0)	
Assists		5th (14.3)	
Steals		6th (7.7)	
Turnover Margin		9th (-5.67)	
Assist/Turnover Ratio		7th (0.6)	

<b>INDIVIDUAL SCORING</b>	<i>Rank (Avg./Pct./Ratio)</i>	<b>ALL</b>	<b>A-SUN</b>
Chris Perez		13th (12.3)	
Adam Pegg		15th (12.0)	
Aaron Graham		24th (10.3)	

<b>REBOUNDING</b>	<b>ALL</b>	<b>A-SUN</b>
Aaron Graham	4th (7.7)	
Joel Naburgs	11th (5.7)	

<b>FG PERCENTAGE</b>	<b>ALL</b>	<b>A-SUN</b>

<b>ASSISTS</b>	<b>ALL</b>	<b>A-SUN</b>
Tyshawn Patterson	5th (3.7)	
Aaron Graham	14th (2.3)	

<b>FT PERCENTAGE</b>	<b>ALL</b>	<b>A-SUN</b>
Adam Pegg	7th (.857)	
Tyshawn Patterson	13th (.750)	

<b>STEALS</b>	<b>ALL</b>	<b>A-SUN</b>
Chris Perez	12th (1.7)	
Aaron Graham	12th (1.7)	

<b>3FG PERCENTAGE</b>	<b>ALL</b>	<b>A-SUN</b>
J.R. Weston	2nd (.750)	
Joel Naburgs	13th (.368)	

<b>3FG MADE</b>	<b>ALL</b>	<b>A-SUN</b>
Joel Naburgs	2nd (2.3)	
Aaron Graham	7th (1.7)	

<b>BLOCKED SHOTS</b>	<b>ALL</b>	<b>A-SUN</b>
Willie Green	8th (1.0)	

<b>ASSIST-TO-TURNOVER RATIO</b>	<b>ALL</b>	<b>A-SUN</b>
Tyshawn Patters	4th (1.4)	

<b>OFFENSIVE REBOUNDS</b>	<b>ALL</b>	<b>A-SUN</b>
Chris Perez	5th (2.7)	

<b>DEFENSIVE REBOUNDS</b>	<b>ALL</b>	<b>A-SUN</b>
Aaron Graham	1st (6.0)	
Joel Naburgs	13th (3.7)	

<b>MINUTES PLAYED</b>	<b>ALL</b>	<b>A-SUN</b>

A-SUN ranks as of 11/18/11

[NCAA ranks shown in bracket; NCAA rankings are not yet available]

took 42 shots from the floor in the game, hitting 23 for a 54.8 percent clip. The Hatters were 6-of-12 from three-point range.

- Sophomore guard Aaron Graham posted a double-double in the game for Stetson, piling up 10 rebounds to go with his 12 points. Junior center Adam Pegg and sophomore guard Chris Perez had 14 points each to lead Stetson.

**SCARY EXHIBITION**

- The Hatters got a scare in their exhibition game against Flagler College. The Saints used a 21-0 run early in the game to build a 21-4 lead. Stetson closed the deficit to 31-26 by halftime and pulled away for a 90-72 victory.
- The game was a true tale of two halves for the Hatters, who hit just 2-of-18 from three-point range in the first half before nailing 10-of-12 attempts in the second half.
- Sophomore guard Chris Perez and junior swingman J.R. Weston were the key contributors for the Hatters in the second half. Perez scored 13 of his game-high 19 points in the second half, including the first eight of the half for Stetson. Weston connected on 4-of-5 three-point attempts in the game, with all four makes coming in the second half.
- The Hatters finished the night with four players scoring in double figures. Behind the 19 from Perez and 16 from Weston, Stetson got 12 points off the bench from Tyshawn Patterson and 11 from starting center Adam Pegg.

## SEASON SUPERLATIVES

### STETSON TEAM GAME (HIGHS AND LOWS)

<b>POINTS</b>	High	78	at Florida A&M (11/14/11)
	Low	65	vs. Bethune-Cookman (11/11/11)
<b>POINTS (HALF)</b>	High	45	at Florida A&M (11/14/11)
	Low	30	vs. Bethune-Cookman (11/11/11)
<b>FG MADE</b>	High	26	at Florida A&M (11/14/11)
	Low	23	vs. Bethune-Cookman (11/11/11)
<b>FG ATTEMPTS</b>	High	67	at Florida State (11/16/11)
	Low	42	vs. Bethune-Cookman (11/11/11)
<b>3PT FG MADE</b>	High	10	at Florida State (11/16/11)
	Low	6	vs. Bethune-Cookman (11/11/11)
<b>3PT FG ATTEMPTS</b>	High	33	at Florida State (11/16/11)
	Low	12	vs. Bethune-Cookman (11/11/11)
<b>3PT FG PERCENTAGE</b>	High	.500 (7-14)	at Florida A&M (11/14/11)
	Low	.373 (10-33)	at Florida State (11/16/11)
<b>FT MADE</b>	High	19	at Florida A&M (11/14/11)
	Low	6	at Florida State (11/16/11)
<b>FT ATTEMPTS</b>	High	24	vs. Bethune-Cookman (11/11/11)
	Low	9	at Florida State (11/16/11)
<b>FT PERCENTAGE</b>	High	.905 (19-21)	at Florida A&M (11/14/11)
	Low	.542 (13-24)	vs. Bethune-Cookman (11/11/11)
<b>REBOUNDS</b>	High	54	at Florida A&M (11/14/11)
	Low	34	at Florida State (11/16/11)
<b>ASSISTS</b>	High	15	vs. Bethune-Cookman (11/11/11)
	Low	14	two times
<b>STEALS</b>	High	8	two times
	Low	7	at Florida A&M (11/14/11)
<b>BLOCKED SHOTS</b>	High	4	vs. Bethune-Cookman (11/11/11)
	Low	0	at Florida State (11/16/11)
<b>TURNOVERS</b>	High	29	vs. Bethune-Cookman (11/11/11)
	Low	17	at Florida State (11/16/11)
<b>FOULS</b>	High	25	at Florida A&M (11/14/11)
	Low	14	at Florida State (11/16/11)

### STETSON INDIVIDUAL GAME HIGHS

<b>POINTS</b>	15	Adam Pegg at Florida A&M (11/14/11)
<b>FG MADE</b>	6	Joel Naburgs at Florida State (11/16/11)
<b>FG ATTEMPTS</b>	17	Joel Naburgs at Florida State (11/16/11)
<b>FG PCT (min 5 made)</b>	.833 (5-6)	Liam McInerney at Florida A&M (11/14/11)
<b>3FG MADE</b>	3	three times
<b>3FG ATTEMPTS</b>	10	Joel Naburgs Florida State (11/16/11)
<b>3FG PCT (min 2 made)</b>	.750 (3-4)	two times
<b>FT MADE</b>	6	three times
<b>FT ATTEMPTS</b>	8	Adam Pegg vs. B-CU (11/11/11)
<b>FT PCT (min 5 made)</b>	1.000 (6-6)	two times
<b>REBOUNDS</b>	11	Joel Naburgs at Florida A&M (11/14/11)
<b>ASSISTS</b>	7	Tyshawn Patterson at Florida A&M (11/14/11)
<b>STEALS</b>	4	Chris Perez vs. B-CU (11/11/11)
<b>BLOCKED SHOTS</b>	2	Willie Green vs. B-CU (11/11/11)
<b>TURNOVERS</b>	6	Adam Pegg at Florida A&M (11/14/11)

### OPPONENT TEAM GAME (HIGHS AND LOWS)

<b>POINTS</b>	High	79	at Florida State (11/16/11)
	Low	60	two times
<b>POINTS (HALF)</b>	High	42	at Florida State (11/16/11)
	Low	27	at Florida A&M (11/14/11)
<b>FG MADE</b>	High	32	at Florida State (11/16/11)
	Low	19	vs. Bethune-Cookman (11/11/11)
<b>FG ATTEMPTS</b>	High	74	at Florida A&M (11/14/11)
	Low	56	at Florida State (11/16/11)
<b>3PT FG MADE</b>	High	4	two times
	Low	2	at Florida A&M (11/14/11)
<b>3PT FG ATTEMPTS</b>	High	19	vs. Bethune-Cookman (11/11/11)
	Low	10	at Florida State (11/16/11)
<b>3PT FG PERCENTAGE</b>	High	.400 (4-10)	at Florida State (11/16/11)
	Low	.125 (2-16)	at Florida A&M (11/14/11)
<b>FT MADE</b>	High	18	vs. Bethune-Cookman (11/11/11)
	Low	10	at Florida A&M (11/14/11)
<b>FT ATTEMPTS</b>	High	25	vs. Bethune-Cookman (11/11/11)
	Low	17	at Florida State (11/16/11)
<b>FT PERCENTAGE</b>	High	.720 (18-25)	vs. Bethune-Cookman (11/11/11)
	Low	.526 (10-19)	at Florida A&M (11/14/11)
<b>REBOUNDS</b>	High	47	vs. Bethune-Cookman (11/11/11)
	Low	31	at Florida A&M (11/14/11)
<b>ASSISTS</b>	High	15	at Florida State (11/16/11)
	Low	6	vs. Bethune-Cookman (11/11/11)
<b>STEALS</b>	High	16	vs. Bethune-Cookman (11/11/11)
	Low	9	at Florida State (11/16/11)
<b>BLOCKED SHOTS</b>	High	5	at Florida State (11/16/11)
	Low	2	two times
<b>TURNOVERS</b>	High	19	two times
	Low	17	at Florida State (11/16/11)
<b>FOULS</b>	High	23	vs. Bethune-Cookman (11/11/11)
	Low	12	at Florida State (11/16/11)

### OPPONENTS INDIVIDUAL GAME HIGHS

<b>POINTS</b>	18	two times
<b>FG MADE</b>	8	Okaro White, at Florida State (11/16/11)
<b>FG ATTEMPTS</b>	16	Paul Scotland, B-CU (11/11/11)
<b>FG PCT (min 5 made)</b>	1.000 (6-6)	Deividus Dulkys, at Florida State (11/16/11)
<b>3FG MADE</b>	4	Deividus Dulkys, at Florida State (11/16/11)
<b>3FG ATTEMPTS</b>	7	two times
<b>3FG PCT (min 2 made)</b>	1.000 (4-4)	Deividus Dulkys, at Florida State (11/16/11)
<b>FT MADE</b>	6	Anthony Breeze, B-CU (11/11/11)
<b>FT ATTEMPTS</b>	7	Anthony Breeze, B-CU (11/11/11)
<b>FT PCT (min 5 made)</b>	.857 (6-7)	Anthony Breeze, B-CU (11/11/11)
<b>REBOUNDS</b>	15	Garrus Holloman, B-CU (11/11/11)
<b>ASSISTS</b>	7	Jeff Peterson, at Florida State (11/16/11)
<b>STEALS</b>	4	Garrus Holloman, B-CU (11/11/11)
<b>BLOCKED SHOTS</b>	2	two times
<b>TURNOVERS</b>	5	Adrien Coleman, B-CU (11/11/11)

**THE LAST TIME...****Team****Scoring**

Scored 100 Points	L 111-103 vs. FGCU, 1-25-11.....	13 games
Scored 90 Points	L 111-103 vs. FGCU, 1-25-11.....	13 games
Scored 80 Points	L 111-103 vs. FGCU, 1-25-11.....	13 games
Had a 20 Point Win	20 (59-39) vs. Kennesaw State, 2-14-09 .....	68 games
Had a 30 Point Win	45 (80-35) vs. Webber Int'l, 12-17-08 .....	85 games
Had a 40 Point Win	45 (80-35) vs. Webber Int'l, 12-17-08 .....	85 games
Had a 20 Point Loss	20 (82-62) at Lipscomb 1-28-11 .....	12 games
Had a 30 Point Loss	30 (85-55) at Campbell 1-22-11 .....	14 games
Had a 40 Point Loss	42 (38-80) at Florida State, 11-18-09 .....	60 games

**Miscellaneous**

Did not hit 3-pointer (game)	0 at Colorado State, 12-28-04.....	202 games
Did not hit 3-pointer (half)	2nd half vs. KSU, 1-16-11 .....	15 games

**Streaks**

Won 9 in a row	Feb. 6 - Mar. 2, 2006
Lost 10 in a row	Nov. 18, 2005 - Dec. 27, 2005

**Wins and Losses**

Defeated Ranked Opponent	New Mexico, 2/2/1974 (#17 AP Poll) Louisville, 1/17/1970 (#18 AP Poll) Miami, 2/11/1960 (#10 AP Poll)
Lost to Division II or lower	Nov. 26, 2010 (Palm Beach Atlantic)

**Individual****Scoring**

Scored 20 Points	28 by Luis Jacobo vs Jacksonville, 2-26-11 .....	3 games
Scored 25 Points	30 by Ridge Graham vs. SSU, 2-15-10.....	37 games
Scored 30 Points	30 by Ridge Graham vs. SSU, 2-15-10.....	37 games
Scored 35 Points	36 by Jason Alexander vs. Florida International, 2-24-96.....	429 games
Two Hatters with 20 Points	23 by Ridge Graham & 21 by Ty Patterson vs. UNF, 2-24-11 .....	4 games
Three Hatters with 20 Points	G. Blair (27), E. Diaz (27), AJ Smith (20) vs. Mercer, 1-18-09 .....	75 games

**Rebounding**

Recorded 10 Rebounds	11 by Joel Naburgs at Florida A&M, 11-14-11 .....	1 games
Recorded 15 Rebounds	16 by Garfield Blair vs. Mercer, 2-16-09.....	67 games
Recorded 20 Rebounds	20 by Randy Anderson vs. Centenary, 1-15-87 .....	733 games

**Shooting (min. 5 att.)**

Perfect from field	7-7 by Kris Thomas vs. FGCU, 2-23-08.....	93 games
Perfect from the FT line	6-6 by Adam Pegg & Tyshawn Patterson at Florida A&M, 11-14-11 .....	1 games

**Shooting (min. 10 att.)**

Perfect from the FT line	10-10 by Joel Naburgs vs. Lipscomb, 1-3-11 .....	21 games
--------------------------	--	----------

**Miscellaneous**

Recorded 10 Assists	13 by Alexis McMillan vs. Florida Atlantic, 2-23-02 .....	336 games
Recorded 5 Three Pointers	5 by Luis Jacobo vs. Jacksonville, 2-26-11 .....	3 games
Recorded 5 Steals	6, Corey Walden vs ETSU, 2-6-11 .....	9 games
Recorded 5 Blocks	5 by Chad Lambert vs. College of Charleston, 2-10-96.....	159 games
Had a double-double	12p/10r by Aaron Graham vs. Bethune-Cookman, 11-11-11.....	2 games
Had a triple-double	never accomplished	
Played a complete game	40 minutes by Luis Jacobo vs Jacksonville, 2-26-2011 .....	3 games



**NOTES AND INTANGIBLES**

- Was a three-time All-State selection at DeLand High School and was named Volusia County Player of the Year for the 2010-11 season.
- Helped his team to a 25-4 record during his senior season before falling in the regional championship game.
- Helped his AAU team to a 16U National Championship.

**2011-12 GAME-BY-GAME**

Opponent	Date	gs	min	Total		3-Pointers		Free throws		Rebounds				pf	a	t/o	blk	stl	pts	avg
				fg-fga	pct	3fg-fga	pct	ft-fa	pct	off	def	tot	avg							
BETHUNE-COOKMAN	11/11/11		16	3-4	.750	0-1	.000	0-0	.000	0	3	3	3.0	1	2	2	0	0	6	6.0
at Florida A&M	11.14.11		12	2-4	.500	1-2	.500	0-0	.000	0	3	3	3.0	1	0	2	0	1	5	5.5
at Florida State	11/16/11		11	1-2	.500	1-2	.500	0-0	.000	0	0	0	2.0	1	0	1	0	1	3	4.7
<b>Totals</b>		<b>0</b>	<b>39</b>	<b>6-10</b>	<b>.600</b>	<b>2-5</b>	<b>.400</b>	<b>0-0</b>	<b>.000</b>	<b>0</b>	<b>6</b>	<b>6</b>	<b>2.0</b>	<b>3</b>	<b>2</b>	<b>5</b>	<b>0</b>	<b>2</b>	<b>14</b>	<b>4.7</b>

Games played: 3  
 Minutes/game: 13.0  
 Points/game: 4.7  
 FG Pct: 60.0  
 3FG Pct: 40.0

Rebounds/game: 2.0  
 Assists/game: 0.7  
 Turnovers/game: 1.7  
 Assist/turnover ratio: 0.4  
 Steals/game: 0.7

**1**

**DENNIS DIAZ**

G • 6-4 • 180 • FR • HS  
 DELTONA, FLORIDA  
 DE LAND HIGH SCHOOL

**THE DIAZ FILE**

**PERSONAL**

**Full Name**

Dennis Diaz, Jr.

**Birthdate**

December 20, 1991

**Birth Place**

Fontana, California

**Major**

Sport Management

**CAREER HIGHS**

**Points**

6 vs. B-CU [11/11/11]

**Rebounds**

3, two times

**Assists**

2 vs. B-CU [11/11/11]

**Blocks**

0

**Steals**

1, two times

**Field Goals**

3 vs. B-CU [11/11/11]

**Field Goal Attempts**

4, two times

**3-Point Field Goals**

1, two times

**3-Point FG Attempts**

2, two times

**Free Throws**

0

**Free Throw Attempts**

0

**Minutes Played**

16 vs. B-CU [11/11/11]

**MISCELLANEOUS**

**STETSON Record**

Double-Figure Pts 0 (0-0)

Led team in Pts 0 (0-0)

20+ Points 0 (0-0)

5+ Assists 0 (0-0)

5+ Rebounds 0 (0-0)

**DIAZ CAREER STATISTICS (OVERALL)**

Year	GP-GS	Min-Avg	FG-A	Pct	3FG-A	Pct	FT-A	Pct	Off-Def-Tot	Avg	PF-D	A	TO	B	S	TP	Avg
2011-12	3-0	39-11.0	6-10	.600	2-5	.400	0-0	.000	0-6-6	2.0	3-0	2	5	0	2	14	4.7
<b>TOTAL</b>	<b>3-0</b>	<b>39-11.0</b>	<b>6-10</b>	<b>.600</b>	<b>2-5</b>	<b>.400</b>	<b>0-0</b>	<b>.000</b>	<b>0-6-6</b>	<b>2.0</b>	<b>3-0</b>	<b>2</b>	<b>5</b>	<b>0</b>	<b>2</b>	<b>14</b>	<b>4.7</b>

**DIAZ CAREER STATISTICS (ATLANTIC SUN ONLY)**

Year	GP-GS	Min-Avg	FG-A	Pct	3FG-A	Pct	FT-A	Pct	Off-Def-Tot	Avg	PF-D	A	TO	B	S	TP	Avg
2011-12	0-0	0-0.0	0-0	.000	0-0	.000	0-0	.000	0-0-0	0.0	0-0	0	0	0	0	0	0.0
<b>TOTAL</b>	<b>0-0</b>	<b>0-0.0</b>	<b>0-0</b>	<b>.000</b>	<b>0-0</b>	<b>.000</b>	<b>0-0</b>	<b>.000</b>	<b>0-0-0</b>	<b>0.0</b>	<b>0-0</b>	<b>0</b>	<b>0</b>	<b>0</b>	<b>0</b>	<b>0</b>	<b>0.0</b>

**NOTES AND INTANGIBLES**

- Transferred to Stetson after spending three seasons at UCF where he saw action in 20 games after redshirting in 2008-09.
- Is expected to be eligible for the Hatters after the completion of the fall semester.
- Spent one year after high school at the IMG Academy in Bradenton, Fla., where he averaged 12.0 points and 8.0 rebounds per game.
- Helped Tucker (Ga.) HS to a Class AAA state title during his senior year, 2006-07.

**2011-12 GAME-BY-GAME****2****AMARA THOMPSON**

G • 6-4 • 180 • JR • TR

TUCKER, GEORGIA

TUCKER HS / UCF

**THE THOMPSON FILE****PERSONAL****Full Name**

Amara Brian Okezie Thompson

**Birthdate**

December 6, 1988

**Birth Place**

Los Angeles, California

**Major**

Psychology

**CAREER HIGHS (UCF)****Points**

3 vs. West Florida [11/12/10]

**Rebounds**

1 five times

**Assists**

1 three times

**Blocks**

0

**Steals**

0

**Field Goals**

1 six times

**Field Goal Attempts**

3 vs. Ala. State [11/27/10]

**3-Point Field Goals**

0

**3-Point FG Attempts**

1 vs. Ala. State [11/27/10]

**Free Throws**

1 three times

**Free Throw Attempts**

2 three times

**Minutes Played**

5 three times

**MISCELLANEOUS****STETSON Record**

Double-Figure Pts 0 (0-0)

Led team in Pts 0 (0-0)

20+ Points 0 (0-0)

5+ Assists 0 (0-0)

5+ Rebounds 0 (0-0)

**THOMPSON CAREER STATISTICS (OVERALL)**

Year	GP-GS	Min-Avg	FG-A	Pct	3FG-A	Pct	FT-A	Pct	Off-Def-Tot	Avg	PF-D	A	TO	B	S	TP	Avg
2009-10	9-0	14-1.6	3-3	1.000	0-0	.000	0-0	.000	0-1-1	0.1	1-0	1	0	0	0	6	0.7
2010-11	11-0	24-2.2	4-6	.667	0-1	.000	3-6	.500	1-3-4	0.4	2-0	2	1	0	0	11	1.0
<b>TOTAL</b>	<b>20-0</b>	<b>38-1.9</b>	<b>7-9</b>	<b>.777</b>	<b>0-1</b>	<b>.0</b>	<b>3-6</b>	<b>.500</b>	<b>1-4-5</b>	<b>.25</b>	<b>3-0</b>	<b>3</b>	<b>1</b>	<b>0</b>	<b>0</b>	<b>17</b>	<b>0.85</b>

**THOMPSON CAREER STATISTICS (CONFERENCE ONLY)**

Year	GP-GS	Min-Avg	FG-A	Pct	3FG-A	Pct	FT-A	Pct	Off-Def-Tot	Avg	PF-D	A	TO	B	S	TP	Avg
2009-10	3-0	7-2.3	1-1	1.000	0-0	.000	0-0	.000	0-0-0	0.0	0-0	0	0	0	0	2	0.7
2010-11	2-0	1-0.5	0-0	.000	0-0	.000	0-0	.000	0-1-1	0.5	0-0	0	0	0	0	0	0.0
<b>TOTAL</b>	<b>5-0</b>	<b>8-1.6</b>	<b>1-1</b>	<b>1.000</b>	<b>0-0</b>	<b>.000</b>	<b>0-0</b>	<b>.000</b>	<b>0-1-1</b>	<b>0.2</b>	<b>0-0</b>	<b>0</b>	<b>0</b>	<b>0</b>	<b>0</b>	<b>2</b>	<b>0.4</b>



**NOTES AND INTANGIBLES**

- Redshirted in 2009-10 at Western Kentucky before playing the 2010-11 season at Daytona State College.
- Averaged 5.3 points and 2.9 rebounds per game as a freshman at DSC, playing in 32 games.
- Finished his prep career at Olympia HS with more than 1,000 points, 750 rebounds and 400 blocked shots.
- Helped Olympia to a 29-5 record as a senior and a runner-up finish in Class 6A.

**2011-12 GAME-BY-GAME**

**3**

**WILLIE GREEN**

F ● 6-7 ● 195 ● SO ● JC  
 ORLANDO, FLORIDA  
 OLYMPIA HS / WKU / DAYTONA ST.

**THE GREEN FILE**

**PERSONAL**

**Full Name**  
 William Jerand Green III  
**Birthdate**  
 August 28, 1991  
**Birth Place**  
 Orlando, Florida  
**Major**  
 Sports Business

Games played: 3  
 Minutes/game: 18.3  
 Points/game: 3.3  
 FG Pct: 30.8  
 3FG Pct: 0.0  
 FT Pct: 50.0

Rebounds/game: 4.3  
 Assists/game: 2.0  
 Turnovers/game: 3.0  
 Assist/turnover ratio: 0.7  
 Steals/game: 0.7  
 Blocks/game: 1.0

**CAREER HIGHS**

**Points**  
 4 at Florida A&M [11/14/11]  
**Rebounds**  
 8 at Florida State [11/16/11]  
**Assists**  
 2 three times  
**Blocks**  
 2 vs. B-CU [11/11/11]  
**Steals**  
 1, two times  
**Field Goals**  
 2 at Florida A&M [11/14/11]  
**Field Goal Attempts**  
 7 at Florida A&M [11/14/11]  
**3-Point Field Goals**  
 0  
**3-Point FG Attempts**  
 1, two times  
**Free Throws**  
 1, two times  
**Free Throw Attempts**  
 2, two times  
**Minutes Played**  
 21 at Florida A&M [11/14/11]

**MISCELLANEOUS**

**STETSON Record**

Double-Figure Pts 0 (0-0)  
 Led team in Pts 0 (0-0)  
 20+ Points 0 (0-0)  
 5+ Assists 0 (0-0)  
 5+ Rebounds 0 (0-0)


Opponent	Date	gs	min	Total		3-Pointers		Free throws		Rebounds				pf	a	t/o	blk	stl	pts	avg
				fg-fga	pct	3fg-fga	pct	ft-fga	pct	off	def	tot	avg							
BETHUNE-COOKMAN	11/11/11	17		1-3	.333	0-0	.000	1-2	.500	1	0	1	1.0	0	2	3	2	1	3	3.0
at Florida A&M	11.14.11	21		2-7	.286	0-1	.000	0-0	.000	1	3	4	2.5	2	2	3	1	0	4	3.5
at Florida State	11/16/11	17		1-3	.333	0-1	.000	1-2	.500	1	7	8	4.3	1	2	3	0	1	3	3.3
<b>Totals</b>		0	55	4-13	.308	0-2	.000	2-4	.500	3	10	13	4.3	3	6	9	3	2	10	3.3

**GREEN CAREER STATISTICS (OVERALL)**

Year	GP-GS	Min-Avg	FG-A	Pct	3FG-A	Pct	FT-A	Pct	Off-Def-Tot	Avg	PF-D	A	TO	B	S	TP	Avg
2011-12	3-0	55-18.3	4-13	.308	0-2	.000	2-4	.500	3-10-13	4.3	3-0	6	9	3	2	10	3.3
<b>TOTAL</b>	<b>3-0</b>	<b>55-18.3</b>	<b>4-13</b>	<b>.308</b>	<b>0-2</b>	<b>.000</b>	<b>2-4</b>	<b>.500</b>	<b>3-10-13</b>	<b>4.3</b>	<b>3-0</b>	<b>6</b>	<b>9</b>	<b>3</b>	<b>2</b>	<b>10</b>	<b>3.3</b>

**GREEN CAREER STATISTICS (ATLANTIC SUN ONLY)**

Year	GP-GS	Min-Avg	FG-A	Pct	3FG-A	Pct	FT-A	Pct	Off-Def-Tot	Avg	PF-D	A	TO	B	S	TP	Avg
2011-12	0-0	0-0.0	0-0	.000	0-0	.000	0-0	.000	0-0-0	0.0	0-0	0	0	0	0	0	0.0
<b>TOTAL</b>	<b>0-0</b>	<b>0-0.0</b>	<b>0-0</b>	<b>.000</b>	<b>0-0</b>	<b>.0</b>	<b>0-0</b>	<b>.000</b>	<b>0-0-0</b>	<b>0.0</b>	<b>0-0</b>	<b>0</b>	<b>0</b>	<b>0</b>	<b>0</b>	<b>0</b>	<b>0.0</b>



## NOTES AND INTANGIBLES

- Played a career-high six minutes in the season-opener against Bethune-Cookman.

## 2011-12 GAME-BY-GAME

Opponent	Date	gs	min	Total		3-Pointers		Free throws		Rebounds			pf	a	t/o	blk	stl	pts	avg
				fg-fga	pct	3fg-fga	pct	ft-fta	pct	off	def	tot							
BETHUNE-COOKMAN	11/11/11	6		0-0	.000	0-0	.000	0-0	.000	0	1	1	1.0	2	2	1	0	0	0.0
at Florida A&M	11.14.11	2		0-1	.000	0-0	.000	0-0	.000	0	0	0	0.5	0	0	0	0	0	0.0
Totals		0	8	0-1	.000	0-0	.000	0-0	.000	0	1	1	0.5	2	2	1	0	0	0.0

Games played: 2  
 Minutes/game: 4.0  
 FG Pct: 0.0

Rebounds/game: 0.5  
 Assists/game: 1.0  
 Turnovers/game: 0.5  
 Assist/turnover ratio: 2.0

4

### DIEGO MORALES

G • 6-0 • 170 • JR • SQ  
 ORLANDO, FLORIDA  
 FREEDOM HS

### THE MORALES FILE

#### PERSONAL

##### Full Name

Diego Morales

##### Birthdate

December 16, 1990

##### Birth Place

Madrid, Spain

##### Major

Sport Management

### CAREER HIGHS

#### Points

4 at Florida State [12/15/10]

#### Rebounds

1 vs. B-CU [11/11/11]

#### Assists

2 vs. B-CU [11/11/11]

#### Blocks

0

#### Steals

0

#### Field Goals

1 at Florida State [12/15/10]

#### Field Goal Attempts

2 at Florida State [12/15/10]

#### 3-Point Field Goals

0

#### 3-Point FG Attempts

0

#### Free Throws

2 at Florida State [12/15/10]

#### Free Throw Attempts

3 at Florida State [12/14/10]

#### Minutes Played

6 vs. B-CU [11/11/11]

### MISCELLANEOUS

#### STETSON Record

Double-Figure Pts 0 (0-0)

Led team in Pts 0 (0-0)

20+ Points 0 (0-0)

5+ Assists 0 (0-0)

5+ Rebounds 0 (0-0)

### MORALES CAREER STATISTICS (OVERALL)

Year	GP-GS	Min-Avg	FG-A	Pct	3FG-A	Pct	FT-A	Pct	Off-Def-Tot	Avg	PF-D	A	TO	B	S	TP	Avg
2010-11	2-0	3-1.5	1-2	.500	0-0	.000	2-3	.667	0-0-0	0.0	0-0	0	0	0	0	4	2.0
2011-12	2-0	8-4.0	0-1	.000	0-0	.000	0-0	.000	0-1-1	1.0	2-0	2	1	0	0	0	0.0
<b>TOTAL</b>	<b>4-0</b>	<b>11-2.7</b>	<b>1-3</b>	<b>.333</b>	<b>0-0</b>	<b>.000</b>	<b>2-3</b>	<b>.667</b>	<b>0-1-1</b>	<b>0.3</b>	<b>2-0</b>	<b>2</b>	<b>1</b>	<b>0</b>	<b>0</b>	<b>4</b>	<b>1.3</b>

### MORALES CAREER STATISTICS (ATLANTIC SUN)

Year	GP-GS	Min-Avg	FG-A	Pct	3FG-A	Pct	FT-A	Pct	Off-Def-Tot	Avg	PF-D	A	TO	B	S	TP	Avg
2010-11	0-0	0-0.0	0-0	.000	0-0	.000	0-0	.000	0-0-0	0.0	0-0	0	0	0	0	0	0.0
2011-12	0-0	0-0.0	0-0	.000	0-0	.000	0-0	.000	0-0-0	0.0	0-0	0	0	0	0	0	0.0
<b>TOTAL</b>	<b>0-0</b>	<b>0-0.0</b>	<b>0-0</b>	<b>.000</b>	<b>0-0</b>	<b>.000</b>	<b>0-0</b>	<b>.000</b>	<b>0-0-0</b>	<b>0.0</b>	<b>0-0</b>	<b>0</b>	<b>0</b>	<b>0</b>	<b>0</b>	<b>0</b>	<b>0.0</b>

**NOTES AND INTANGIBLES**

- Saw action in 30 games as a redshirt freshman, starting 16 ... Averaged 6.1 points and 2.3 rebounds per outing.
- Career high 20 points against UNF in 2010-11 came on 5-of-9 shooting, including 5-of-6 from three-point range.
- Posted his first career double-double with 12 points and 10 rebounds in the season-opening victory over Bethune-Cookman.

**2011-12 GAME-BY-GAME**

Opponent	Date	gs	min	Total		3-Pointers		Free throws		Rebounds				pf	a	t/o	blk	stl	pts	avg	
				fg-fga	pct	3fg-fga	pct	ft-fa	pct	off	def	tot	avg								
BETHUNE-COOKMAN	11/11/11	*	25	4-6	.667	3-4	.750	1-2	.500	0	10	10	10.0	3	0	4	0	2	12	12.0	
at Florida A&M	11.14.11	*	22	4-11	.364	0-2	.000	1-1	1.000	2	6	8	9.0	3	3	2	0	1	9	10.5	
at Florida State	11/16/11	*	27	4-17	.235	2-8	.250	0-0	.000	3	2	5	7.7	0	4	3	0	2	10	10.3	
Totals			3	74	12-34	.353	5-14	.357	2-3	.667	5	18	23	7.7	6	7	9	0	5	31	10.3

Games played: 3  
 Minutes/game: 24.7  
 Points/game: 10.3  
 FG Pct: 35.3  
 3FG Pct: 35.7  
 FT Pct: 66.7

Rebounds/game: 7.7  
 Assists/game: 2.3  
 Turnovers/game: 3.0  
 Assist/turnover ratio: 0.8  
 Steals/game: 1.7

**11****AARON GRAHAM**

G • 6-4 • 185 • SO • 1L  
 MIRAMAR, FLORIDA  
 WESTMINSTER ACADEMY

**THE GRAHAM FILE  
 PERSONAL****Full Name**

Aaron Graham

**Birthdate**

October 21, 1991

**Birth Place**

Queens, New York

**Major**

Business Management

**CAREER HIGHS****Points**

20 at North Florida [12/4/10]

**Rebounds**

10 vs. B-CU [11/11/11]

**Assists**

4, three times

**Blocks**

1, five times

**Steals**

3, three times

**Field Goals**

6 at Fla. Gulf Coast [2/21/11]

**Field Goal Attempts**

17 at Florida State [11/16/11]

**3-Point Field Goals**

5, twice

**3-Point FG Attempts**

8, three times

**Free Throws**

5, twice

**Free Throw Attempts**

6, twice

**Minutes Played**

36 at Fla. Gulf Coast [2/21/11]

**MISCELLANEOUS****STETSON Record**

Double-Figure Pts 9 (4-5)

Led team in Pts 3 (2-1)

20+ Points 1 (1-0)

5+ Assists 0 (0-0)


5+ Rebounds 7 (4-3)

**GRAHAM CAREER STATISTICS (OVERALL)**

Year	GP-GS	Min-Avg	FG-A	Pct	3FG-A	Pct	FT-A	Pct	Off-Def-Tot	Avg	PF-D	A	TO	B	S	TP	Avg
2010-11	30-16	597-19.9	58-157	.369	32-89	.360	36-46	.783	21-48-69	2.3	53-3	35	52	5	29	184	6.1
2011-12	3-3	74-24.7	12-34	.353	5-14	.357	2-3	.667	5-18-23	7.7	6-0	7	9	0	5	31	10.3
<b>TOTAL</b>	<b>33-19</b>	<b>671-20.3</b>	<b>70-191</b>	<b>.366</b>	<b>37-103</b>	<b>.359</b>	<b>38-49</b>	<b>.776</b>	<b>26-66-92</b>	<b>2.8</b>	<b>59-3</b>	<b>42</b>	<b>61</b>	<b>5</b>	<b>34</b>	<b>215</b>	<b>6.5</b>

**GRAHAM CAREER STATISTICS (ATLANTIC SUN ONLY)**

Year	GP-GS	Min-Avg	FG-A	Pct	3FG-A	Pct	FT-A	Pct	Off-Def-Tot	Avg	PF-D	A	TO	B	S	TP	Avg
2010-11	19-9	334-17.6	33-90	.367	19-51	.373	16-22	.727	13-24-37	1.9	30-2	26	32	5	15	101	5.3
2011-12	0-0	0-0.0	0-0	.000	0-0	.000	0-0	.000	0-0-0	0.0	0-0	0	0	0	0	0	0.0
<b>TOTAL</b>	<b>19-9</b>	<b>334-17.6</b>	<b>33-90</b>	<b>.367</b>	<b>19-51</b>	<b>.373</b>	<b>16-22</b>	<b>.727</b>	<b>13-24-37</b>	<b>1.9</b>	<b>30-2</b>	<b>26</b>	<b>32</b>	<b>5</b>	<b>15</b>	<b>101</b>	<b>5.3</b>



**NOTES AND INTANGIBLES**

- Has started 23 games in his career at Stetson, including 16 in Atlantic Sun Conference play.
- Scored his career-high 20 points in 47 minutes of playing time in a triple overtime game against Florida Gulf Coast.
- Missed almost two weeks of practice time during the preseason with an injury.
- Grabbed a career-best 11 rebounds in the victory over Florida A&M.

**2011-12 GAME-BY-GAME**

Opponent	Date	gs	min	Total		3-Pointers		Free throws		Rebounds				pf	a	t/o	blk	stl	pts	avg	
				fg-fga	pct	3fg-fga	pct	ft-fa	pct	off	def	tot	avg								
BETHUNE-COOKMAN	11/11/11	*	24	3-7	.429	3-5	.600	0-0	.000	0	1	1	1.0	3	2	2	0	1	9	9.0	
at Florida A&M	11.14.11	*	28	2-4	.500	2-4	.500	0-0	.000	2	9	11	6.0	1	0	3	0	0	6	7.5	
at Florida State	11/16/11	*	33	6-16	.375	2-10	.200	0-0	.000	4	1	5	5.7	1	4	4	0	2	14	9.7	
<b>Totals</b>			<b>3</b>	<b>85</b>	<b>11-27</b>	<b>.407</b>	<b>7-19</b>	<b>.368</b>	<b>0-0</b>	<b>.000</b>	<b>6</b>	<b>11</b>	<b>17</b>	<b>5.7</b>	<b>5</b>	<b>6</b>	<b>9</b>	<b>0</b>	<b>3</b>	<b>29</b>	<b>9.7</b>

Games played: 3  
 Minutes/game: 28.3  
 Points/game: 9.7  
 FG Pct: 40.7  
 3FG Pct: 36.8

Rebounds/game: 5.7  
 Assists/game: 2.0  
 Turnovers/game: 3.0  
 Assist/turnover ratio: 0.7  
 Steals/game: 1.0

**12**

**JOEL NABURGS**

G • 6-4 • 200 • JR • 2L  
 RINGWOOD, VICTORIA,  
 AUSTRALIA  
 BOX HILL SENIOR COLLEGE

**THE NABURGS FILE**

**PERSONAL**

**Full Name**

Joel Naburgs

**Birthdate**

February 22, 1990

**Birth Place**

Melbourne, Australia

**Major**

General Studies

**CAREER HIGHS**

**Points**

20 vs. Fla. Gulf Coast [1/25/11]

**Rebounds**

11 at Florida A&M [11/14/11]

**Assists**

5, two times

**Blocks**

1, six times

**Steals**

4 vs. Lipscomb [1/3/11]

**Field Goals**

6, two times

**Field Goal Attempts**

16 at Florida State [11/16/11]

**3-Point Field Goals**

4 vs. Fla. Gulf Coast [1/25/11]

**3-Point FG Attempts**

12 vs. Fla. Gulf Coast [1/25/11]

**Free Throws**

10 vs. Lipscomb [1/3/11]

**Free Throw Attempts**

10 vs. Lipscomb [1/3/11]

**Minutes Played**

47 vs. Fla. Gulf Coast [1/25/11]

**MISCELLANEOUS**

**STETSON Record**

Double-Figure Pts 19 (7-12)

Led team in Pts 4 (0-4)

20+ Points 1 (0-1)

5+ Assists 2 (1-1)

5+ Rebounds 16 (4-12)

**NABURGS CAREER STATISTICS (OVERALL)**

Year	GP-GS	Min-Avg	FG-A	Pct	3FG-A	Pct	FT-A	Pct	Off-Def-Tot	Avg	PF-D	A	TO	B	S	TP	Avg
2009-10	28-6	561-20.0	46-126	.365	32-91	.352	26-36	.722	9-64-73	2.6	45-1	48	32	2	8	150	5.4
2010-11	31-16	871-28.1	70-203	.345	42-130	.323	60-76	.789	13-87-100	3.2	32-0	46	51	4	25	242	7.8
2011-12	3-3	85-28.3	11-27	.407	7-19	.368	0-0	.000	6-11-17	5.7	5-0	6	9	0	3	29	9.7
<b>TOTAL</b>	<b>62-25</b>	<b>1517-24.5</b>	<b>127-356</b>	<b>.357</b>	<b>81-240</b>	<b>.338</b>	<b>86-112</b>	<b>.767</b>	<b>28-162-190</b>	<b>3.1</b>	<b>82-1</b>	<b>100</b>	<b>92</b>	<b>6</b>	<b>36</b>	<b>421</b>	<b>6.8</b>

**NABURGS CAREER STATISTICS (ATLANTIC SUN ONLY)**

Year	GP-GS	Min-Avg	FG-A	Pct	3FG-A	Pct	FT-A	Pct	Off-Def-Tot	Avg	PF-D	A	TO	B	S	TP	Avg
2009-10	20-6	484-24.2	41-106	.387	27-76	.355	24-34	.706	8-50-58	2.9	40-1	39	27	2	8	133	6.7
2010-11	20-10	595-29.8	47-135	.348	31-93	.333	43-52	.827	8-56-64	3.2	18-0	28	27	4	21	168	8.4
2011-12	0-0	0-0.0	0-0	.000	0-0	.000	0-0	.000	0-0-0	0.0	0-0	0	0	0	0	0	0.0
<b>TOTAL</b>	<b>40-16</b>	<b>1079-26.9</b>	<b>88-241</b>	<b>.365</b>	<b>58-169</b>	<b>.343</b>	<b>67-86</b>	<b>.779</b>	<b>16-106-122</b>	<b>3.0</b>	<b>58-1</b>	<b>67</b>	<b>54</b>	<b>6</b>	<b>29</b>	<b>301</b>	<b>7.5</b>

**21****JERMOL PAUL**

F • 6-4 • 215 • SR • 1L  
 OCOEE, FLORIDA  
 DWYER HS / STONY BROOK

**THE PAUL FILE****PERSONAL****Full Name**

Jermol Paul

**Birthdate**

November 19, 1988

**Birth Place**

Newark, New Jersey

**Major/Minor**

Sport Management

**CAREER HIGHS****Points**

11, two times

**Rebounds**

4, three times

**Assists**

1, four times

**Blocks**

1 vs. B-CU [11/11/11]

**Steals**

1, five times

**Field Goals**

5 at UALR [12/23/10]

**Field Goal Attempts**

7 at UALR [12/23/10]

**3-Point Field Goals**

1, two times

**3-Point FG Attempts**

2 at Jacksonville [12/2/10]

**Free Throws**

7 at Jacksonville [12/2/10]

**Free Throw Attempts**

8, two times

**Minutes Played**

24 at ETSU [1/10/11]

**MISCELLANEOUS****STETSON Record**

Double-Figure Pts 3 (0-3)

Double-Figure Reb 0 (0-0)

Lead team in Reb 0 (0-0)

5+ Rebounds 0 (0-0)

2+ Assists 0 (0-0)

**NOTES AND INTANGIBLES**

- Came to Stetson after spending one season at Stony Brook. Saw action in four games for the Seawolves, scoring two points and grabbing three rebounds.
- Redshirted during the 2009-10 season as a transfer.
- Scored in double-figures three times as a junior - against Jacksonville (11), Florida State (10) and UALR (11) - all on the road.

**2011-12 GAME-BY-GAME**

Opponent	Date	gs	min	Total		3-Pointers		Free throws		Rebounds				pf	a	t/o	blk	stl	pts	avg
				fg-fga	pct	3fg-fga	pct	ft-fa	pct	off	def	tot	avg							
BETHUNE-COOKMAN	11/11/11		11	1-1	1.000	0-0	.000	0-0	.000	0	2	2	2.0	2	0	3	1	0	2	2.0
at Florida A&M	11.14.11		9	1-1	1.000	0-0	.000	2-2	1.000	1	3	4	3.0	3	0	3	0	0	4	3.0
at Florida State	11/16/11		11	2-2	1.000	1-1	1.000	0-0	.000	1	0	1	2.3	1	0	2	0	1	5	3.7
<b>Totals</b>			0	31	4-4	1.000	1-1	1.000	2-2	1.000	2	5	7	2.3	6	0	8	1	11	3.7

Games played: 3

Minutes/game: 10.3

Points/game: 3.7

FG Pct: 100.0

3FG Pct: 100.0

FT Pct: 100.0

Rebounds/game: 2.3

Turnovers/game: 2.7

Steals/game: 0.3


Blocks/game: 0.3

**PAUL CAREER STATISTICS (OVERALL)**

Year	GP-GS	Min-Avg	FG-A	Pct	3FG-A	Pct	FT-A	Pct	Off-Def-Tot	Avg	PF-D	A	TO	B	S	TP	Avg
2010-11	23-1	256-11.1	26-53	.491	1-10	.100	23-32	.719	11-15-26	1.1	37-1	4	24	0	4	76	3.3
2011-12	3-0	31-10.3	4-4	1.000	1-1	1.000	2-2	1.000	2-5-7	2.3	6-0	0	8	1	1	11	3.7
<b>TOTAL</b>	<b>26-1</b>	<b>287-11.0</b>	<b>30-57</b>	<b>.526</b>	<b>2-11</b>	<b>.182</b>	<b>25-34</b>	<b>.735</b>	<b>13-20-33</b>	<b>1.3</b>	<b>43-1</b>	<b>4</b>	<b>32</b>	<b>1</b>	<b>5</b>	<b>87</b>	<b>3.3</b>

**PAUL CAREER STATISTICS (ATLANTIC SUN ONLY)**

Year	GP-GS	Min-Avg	FG-A	Pct	3FG-A	Pct	FT-A	Pct	Off-Def-Tot	Avg	PF-D	A	TO	B	S	TP	Avg
2010-11	12-0	144-12.0	13-31	.419	0-5	.000	10-14	.714	5-9-14	1.2	24-1	3	14	0	3	36	3.0
2011-12	0-0	0-0.0	0-0	.000	0-0	.000	0-0	.000	0-0-0	0.0	0-0	0	0	0	0	0	0.0
<b>TOTAL</b>	<b>12-0</b>	<b>144-12.0</b>	<b>13-31</b>	<b>.419</b>	<b>0-0</b>	<b>.000</b>	<b>10-14</b>	<b>.714</b>	<b>5-9-14</b>	<b>1.2</b>	<b>24-1</b>	<b>3</b>	<b>14</b>	<b>0</b>	<b>3</b>	<b>36</b>	<b>3.0</b>



**NOTES AND INTANGIBLES**

- Opened his collegiate career by scoring in double-figures in five of his first six games as a freshman, including a 19-point effort at Florida.
- Opened his sophomore campaign in similar fashion, scoring in double figures in five of the first six games, including a 20-point effort at Wake Forest.
- Nine of the 18 times he has scored double figures has been against non-conference opposition.
- Had a career-high seven assists in the win over Florida A&M.

**2011-12 GAME-BY-GAME**

Opponent	Date	gs	min	Total		3-Pointers		Free throws		Rebounds				pf	a	t/o	blk	stl	pts	avg	
				fg-fga	pct	3fg-fga	pct	ft-fa	pct	off	def	tot	avg								
BETHUNE-COOKMAN	11/11/11		9	0-0	.000	0-0	.000	0-2	.000	0	0	0	0.0	0	1	3	0	0	0	0.0	
at Florida A&M	11.14.11		21	1-2	.500	0-0	.000	6-6	1.000	0	3	3	1.5	2	7	4	1	3	8	4.0	
at Florida State	11/16/11		13	0-3	.000	0-1	.000	0-0	.000	0	2	2	1.7	1	3	1	0	1	0	2.7	
<b>Totals</b>			<b>0</b>	<b>43</b>	<b>1-5</b>	<b>.200</b>	<b>0-1</b>	<b>.000</b>	<b>6-8</b>	<b>.750</b>	<b>0</b>	<b>5</b>	<b>5</b>	<b>1.7</b>	<b>3</b>	<b>11</b>	<b>8</b>	<b>1</b>	<b>4</b>	<b>8</b>	<b>2.7</b>

22

**TYSHAWN PATTERSON**

G • 6-1 • 180 • JR • 2L  
HARTFORD, CONNECTICUT  
ORLANDO CHRISTIAN PREP

**THE PATTERSON FILE**

**PERSONAL**

**Full Name**

Tyshawn Patterson

**Birthdate**

April 19, 1991

**Birth Place**

Hartford, Connecticut

**Major**

Sport Management

**CAREER HIGHS**

**Points**

21 vs. North Fla. [2/24/11]

**Rebounds**

6 vs. Jacksonville [2/26/11]

**Assists**

7 at Florida A&M [11/14/11]

**Blocks**

1, eight times

**Steals**

3, three times

**Field Goals**

8 vs. Akron [12/22/10]

**Field Goal Attempts**

17, two times

**3-Point Field Goals**

3, six times

**3-Point FG Attempts**

11 vs. Fla. Gulf Coast [1/25/11]

**Free Throws**

8 vs. Averett [11/13/09]

**Free Throw Attempts**

10 vs. Averett [11/13/10]

**Minutes Played**

34 vs. Lipscomb [2/20/10]

**MISCELLANEOUS**

**STETSON Record**

Double-Figure Pts 18 (5-13)

Led team in Pts 8 (1-7)

20+ Points 4 (2-2)

5+ Assists 1 (1-0)

5+ Rebounds 3 (2-1)

Games played: 3  
Minutes/game: 14.3  
Points/game: 2.7  
FG Pct: 20.0  
3FG Pct: 0.0  
FT Pct: 75.0

Rebounds/game: 1.7  
Assists/game: 3.7  
Turnovers/game: 2.7  
Assist/turnover ratio: 1.4  
Steals/game: 1.3  
Blocks/game: 0.3

**PATTERSON CAREER STATISTICS (OVERALL)**

Year	GP-GS	Min-Avg	FG-A	Pct	3FG-A	Pct	FT-A	Pct	Off-Def-Tot	Avg	PF-D	A	TO	B	S	TP	Avg
2009-10	29-14	586-20.2	81-213	.380	26-94	.277	55-78	.705	8-38-46	1.6	46-0	40	56	5	26	243	8.4
2010-11	25-9	483-19.3	75-171	.439	16-75	.213	41-76	.539	9-40-49	2.0	41-1	37	52	2	20	207	8.3
2011-12	3-0	43-14.3	1-5	.200	0-1	.000	6-8	.750	0-5-5	1.7	3-0	11	8	1	4	8	2.7
<b>TOTAL</b>	<b>57-23</b>	<b>1112-19.5</b>	<b>157-389</b>	<b>.404</b>	<b>42-170</b>	<b>.247</b>	<b>102-162</b>	<b>.629</b>	<b>17-83-100</b>	<b>1.8</b>	<b>90-1</b>	<b>88</b>	<b>116</b>	<b>8</b>	<b>50</b>	<b>458</b>	<b>8.0</b>

**PATTERSON CAREER STATISTICS (ATLANTIC SUN ONLY)**

Year	GP-GS	Min-Avg	FG-A	Pct	3FG-A	Pct	FT-A	Pct	Off-Def-Tot	Avg	PF-D	A	TO	B	S	TP	Avg
2009-10	20-9	415-20.8	51-137	.372	17-66	.258	33-50	.660	6-23-29	1.5	35-0	30	34	4	20	152	7.6
2010-11	14-5	273-19.5	36-90	.400	9-46	.196	21-36	.583	7-27-34	2.4	23-1	22	25	0	13	102	7.3
2011-12	0-0	0-0.0	0-0	.000	0-0	.000	0-0	.000	0-0-0	0.0	0-0	0	0	0	0	0	0.0
<b>TOTAL</b>	<b>34-14</b>	<b>688-20.2</b>	<b>87-227</b>	<b>.383</b>	<b>26-112</b>	<b>.232</b>	<b>54-86</b>	<b>.628</b>	<b>13-50-63</b>	<b>1.8</b>	<b>58-1</b>	<b>52</b>	<b>59</b>	<b>4</b>	<b>33</b>	<b>254</b>	<b>7.5</b>



**NOTES AND INTANGIBLES**

- Started the first three games of his collegiate career while at Liberty.
- Best game in his only season with the Flames came at VMI when he scored 21 points on 9-of-14 shooting from the field.
- Led the Hatters to victory in the exhibition game, scoring 19 points while dishing four assists and recording five steals.
- Tied with Adam Pegg for team-scoring lead with 14 points in the season-opener against Bethune-Cookman.
- Had 12 points and a career-best seven rebounds in the win over Florida A&M.

**2011-12 GAME-BY-GAME**

Opponent	Date	gs	min	Total		3-Pointers		Free throws		Rebounds				pf	a	t/o	blk	stl	pts	avg	
				fg-fga	pct	3fg-fga	pct	ft-fa	pct	off	def	tot	avg								
BETHUNE-COOKMAN	11/11/11	*	35	5-11	.455	0-2	.000	4-7	.571	1	1	2	2.0	2	2	4	0	4	14	14.0	
at Florida A&M	11.14.11	*	27	4-9	.444	1-1	1.000	3-4	.750	2	5	7	4.5	3	1	2	0	1	12	13.0	
at Florida State	11/16/11	*	27	3-7	.429	0-2	.000	5-7	.714	5	0	5	4.7	2	0	1	0	0	11	12.3	
<b>Totals</b>			<b>3</b>	<b>89</b>	<b>12-27</b>	<b>.444</b>	<b>1-5</b>	<b>.200</b>	<b>12-18</b>	<b>.667</b>	<b>8</b>	<b>6</b>	<b>14</b>	<b>4.7</b>	<b>7</b>	<b>3</b>	<b>7</b>	<b>0</b>	<b>5</b>	<b>37</b>	<b>12.3</b>

**23**

**CHRIS PEREZ**

G • 6-3 • 215 • SO • TR  
SANTIAGO, DOMINICAN REP.  
OLDSMAR CHRISTIAN /  
LIBERTY

**THE PEREZ FILE**

**PERSONAL**

**Full Name**

Chris Perez

**Birthdate**

October 16, 1990

**Birth Place**

Santiago, Dominican Republic

**Major**

Elementary Education

**CAREER HIGHS**

**Points**

21 at VMI [1/2/10]

**Rebounds**

7 at Florida A&M [11/14/11]

**Assists**

4 vs. So. Virginia [11/14/09]

**Blocks**

1 at Notre Dame [11/22/09]

**Steals**

4 vs. B-CU [11/11/11]

**Field Goals**

9 at VMI [1/2/10]

**Field Goal Attempts**

14 at VMI [1/2/10]

**3-Point Field Goals**

1, 11 times

**3-Point FG Attempts**

2, five times

**Free Throws**

5 at Florida State [11/16/11]

**Free Throw Attempts**

7, three times

**Minutes Played**

35 vs. B-CU [11/11/11]

**MISCELLANEOUS**

**STETSON Record**

Double-Figure Pts 3 (2-1)

Led team in Pts 1 (1-0)

20+ Points 0 (0-0)

5+ Assists 0 (0-0)

5+ Rebounds 2 (1-1)

Games played: 3  
Minutes/game: 29.7  
Points/game: 12.3  
FG Pct: 44.4  
3FG Pct: 20.0  
FT Pct: 66.7

Rebounds/game: 4.7  
Assists/game: 1.0  
Turnovers/game: 2.3  
Assist/turnover ratio: 0.4  
Steals/game: 1.7

**PEREZ CAREER STATISTICS (OVERALL)**

Year	GP-GS	Min-Avg	FG-A	Pct	3FG-A	Pct	FT-A	Pct	Off-Def-Tot	Avg	PF-D	A	TO	B	S	TP	Avg
2009-10 (LIB)	31-3	470-15.2	66-128	.516	10-20	.500	27-44	.614	16-35-51	1.6	41-0	22	30	1	23	169	5.5
2011-12	3-3	89-29.7	12-27	.444	1-5	.200	12-18	.667	8-6-14	4.7	7-0	3	7	0	5	37	12.3
<b>TOTAL</b>	<b>34-6</b>	<b>559-16.4</b>	<b>78-155</b>	<b>.503</b>	<b>11-25</b>	<b>.440</b>	<b>39-62</b>	<b>.629</b>	<b>24-41-65</b>	<b>1.9</b>	<b>48-0</b>	<b>25</b>	<b>37</b>	<b>1</b>	<b>28</b>	<b>205</b>	<b>6.0</b>

**PEREZ CAREER STATISTICS (ATLANTIC SUN ONLY)**

Year	GP-GS	Min-Avg	FG-A	Pct	3FG-A	Pct	FT-A	Pct	Off-Def-Tot	Avg	PF-D	A	TO	B	S	TP	Avg
2011-12	0-0	0-0.0	0-0	.000	0-0	.000	0-0	.000	0-0-0	0.0	0-0	0	0	0	0	0	0.0
<b>TOTAL</b>	<b>0-0</b>	<b>0-0.0</b>	<b>0-0</b>	<b>.000</b>	<b>0-0</b>	<b>.000</b>	<b>0-0</b>	<b>.000</b>	<b>0-0-0</b>	<b>0.0</b>	<b>0-0</b>	<b>0</b>	<b>0</b>	<b>0</b>	<b>0</b>	<b>0</b>	<b>0.0</b>



**NOTES AND INTANGIBLES**

- Has seen action in 60 games in his Stetson career, starting 10 times. Nine of his starts came during his freshman season.
- Finished his freshman year strong, averaging 4.4 points and 5.4 rebounds per outing over the final seven games of the year.
- Averaged just 8.1 minutes of playing time per game over the final 17 outings of the 2010-11 season.
- Dropped in a pair of three-pointers as part of a career-high 13-point effort against Florida A&M.

**2011-12 GAME-BY-GAME**

Opponent	Date	gs	min	Total		3-Pointers		Free throws		Rebounds				pf	a	t/o	blk	stl	pts	avg	
				fg-fga	pct	3fg-fga	pct	ft-fta	pct	off	def	tot	avg								
BETHUNE-COOKMAN	11/11/11	*	21	2-3	.667	0-0	.000	1-3	.333	1	7	8	8.0	5	2	1	0	0	5	5.0	
at Florida A&M	11.14.11	*	17	5-6	.833	2-3	.667	1-2	.500	1	3	4	6.0	4	0	1	0	0	13	9.0	
at Florida State	11/16/11	*	22	1-4	.250	0-1	.000	0-0	.000	2	1	3	5.0	3	0	2	0	0	2	6.7	
<b>Totals</b>			3	60	8-13	.615	2-4	.500	2-5	.400	4	11	15	5.0	12	2	4	0	0	20	6.7

Games played: 3  
 Minutes/game: 20.0  
 Points/game: 6.7  
 FG Pct: 61.5  
 3FG Pct: 50.0  
 FT Pct: 40.0

Rebounds/game: 5.0  
 Assists/game: 0.7  
 Turnovers/game: 1.3  
 Assist/turnover ratio: 0.5

**24**

**LIAM McINERNEY**

F/C • 6-9 • 235 • JR • 2L  
 PORT CAMPBELL, VICTORIA,  
 AUSTRALIA  
 BALLARAT & CLARENDON COLLEGE

**THE McINERNEY FILE**

**PERSONAL**

**Full Name**

Liam McInerney

**Birthdate**

May 24, 1990

**Birth Place**

Melbourne, Australia

**Major**

Integrative Health Science

**CAREER HIGHS**

**Points**

13 at Florida A&M [11/14/11]

**Rebounds**

9 vs. Lipscomb [2/20/10]

**Assists**

3 vs. Savannah St. [11/30/10]

**Blocks**

2, three times

**Steals**

2, three times

**Field Goals**

5 at Florida A&M [11/14/11]

**Field Goal Attempts**

7 at Jacksonville [2/13/10]

**3-Point Field Goals**

2 at Florida A&M [11/14/11]

**3-Point FG Attempts**

3, three times

**Free Throws**

4 vs. Jacksonville [1/8/10]

**Free Throw Attempts**

6 vs. Fla. Gulf Coast [12/29/09]

**Minutes Played**

29 at North Florida [2/11/10]

**MISCELLANEOUS**

**STETSON Record**

Double-Figure Pts 1 (1-0)

Led team in Pts 0 (0-0)

20+ Points 0 (0-0)

5+ Blocks 0 (0-0)

5+ Rebounds 10 (5-5)

**McINERNEY CAREER STATISTICS (OVERALL)**

Year	GP-GS	Min-Avg	FG-A	Pct	3FG-A	Pct	FT-A	Pct	Off-Def-Tot	Avg	PF-D	A	TO	B	S	TP	Avg
2009-10	28-9	434-15.5	37-75	.493	0-2	.000	14-26	.538	40-56-96	3.4	45-0	12	13	9	8	88	3.1
2010-11	31-0	386-12.5	10-50	.200	1-22	.045	6-12	.500	24-36-60	1.9	49-2	12	18	7	11	27	0.9
2011-12	3-3	60-20.0	8-13	.615	2-4	.500	2-5	.400	4-11-15	5.0	12-1	2	4	0	0	20	6.7
<b>TOTAL</b>	<b>62-12</b>	<b>880-14.2</b>	<b>55-138</b>	<b>.399</b>	<b>3-28</b>	<b>.107</b>	<b>22-43</b>	<b>.511</b>	<b>68-103-171</b>	<b>2.8</b>	<b>106-3</b>	<b>26</b>	<b>35</b>	<b>16</b>	<b>19</b>	<b>135</b>	<b>2.2</b>

**McINERNEY CAREER STATISTICS (ATLANTIC SUN ONLY)**

Year	GP-GS	Min-Avg	FG-A	Pct	3FG-A	Pct	FT-A	Pct	Off-Def-Tot	Avg	PF-D	A	TO	B	S	TP	Avg
2009-10	20-8	359-18.0	30-63	.476	0-2	.000	12-22	.545	35-47-82	4.1	35-0	11	11	9	5	72	3.6
2010-11	20-0	200-10.0	4-29	.138	0-11	.000	2-4	.500	11-15-26	1.3	25-1	4	9	6	2	10	0.5
2011-12	0-0	0-0.0	0-0	.000	0-0	.000	0-0	.000	0-0-0	0.0	0-0	0	0	0	0	0	0.0
<b>TOTAL</b>	<b>40-8</b>	<b>559-13.9</b>	<b>34-92</b>	<b>.369</b>	<b>0-13</b>	<b>.000</b>	<b>14-26</b>	<b>.538</b>	<b>46-62-108</b>	<b>2.7</b>	<b>60-1</b>	<b>15</b>	<b>20</b>	<b>15</b>	<b>7</b>	<b>82</b>	<b>2.0</b>



**NOTES AND INTANGIBLES**

- Was named the Stetson University Scholar-Athlete of the Year in 2010.
- Is the latest in a long line of Hatters from his family. His uncle Brad is a Stetson Hall of Famer and his cousin, Gabe, played from 2003-06.
- Came off the bench to score 16 points in 13 minutes against Flagler in Hatters' exhibition game. Hit 4-of-5 from three-point range.

**2011-12 GAME-BY-GAME**

Opponent	Date	gs	min	Total		3-Pointers		Free throws		Rebounds				pf	a	t/o	blk	stl	pts	avg
				fg-fga	pct	3fg-fga	pct	ft-fa	pct	off	def	tot	avg							
BETHUNE-COOKMAN	11/11/11		7	0-0	.000	0-0	.000	0-0	.000	0	0	0	0.0	1	1	1	1	0	0	0.0
at Florida A&M	11.14.11		9	1-1	1.000	0-0	.000	0-0	.000	0	0	0	0.0	1	0	0	0	0	2	1.0
at Florida State	11/16/11		10	4-5	.800	3-4	.750	0-0	.000	1	0	1	0.3	0	0	0	0	0	11	4.3
<b>Totals</b>		0	26	5-6	.833	3-4	.750	0-0	.000	1	0	1	0.3	2	1	1	1	0	13	4.3

Games played: 3  
 Minutes/game: 8.7  
 Points/game: 4.3  
 FG Pct: 83.3  
 3FG Pct: 75.0

Rebounds/game: 0.3  
 Assists/game: 0.3  
 Turnovers/game: 0.3  
 Assist/turnover ratio: 1.0  
 Blocks/game: 0.3

**33**

**J.R. WESTON**

G/F • 6-4 • 200 • JR • 2L  
 MORRAL, OHIO  
 RIDGEDALE HS

**THE WESTON FILE**

**PERSONAL**

**Full Name**  
 James Randal Weston  
**Birthdate**  
 September 3, 1989  
**Birth Place**  
 Marion, Ohio  
**Major**  
 Finance

**CAREER HIGHS**

**Points**  
 11 at Florida State [11/16/11]  
**Rebounds**  
 4, two times  
**Assists**  
 2, two times  
**Blocks**  
 1, two times  
**Steals**  
 1, five times  
**Field Goals**  
 4 at Florida State [11/16/11]  
**Field Goal Attempts**  
 6, three times  
**3-Point Field Goals**  
 3 at Florida State [11/16/11]  
**3-Point FG Attempts**  
 5, two times  
**Free Throws**  
 3 at Campbell [1/16/10]  
**Free Throw Attempts**  
 5 vs. Palm Beach Atl. [11/25/09]  
**Minutes Played**  
 22 at Kennesaw St. [2/1/10]

**MISCELLANEOUS**

**STETSON Record**


**Double-Figure Pts** 1 (0-1)  
**Double-Figure Reb** 0 (0-0)  
**Lead team in Reb** 0 (0-0)  
**5+ Rebounds** 0 (0-0)  
**5+ Assists** 0 (0-0)

**WESTON CAREER STATISTICS (OVERALL)**

Year	GP-GS	Min-Avg	FG-A	Pct	3FG-A	Pct	FT-A	Pct	Off-Def-Tot	Avg	PF-D	A	TO	B	S	TP	Avg
2009-10	22-1	200-9.1	17-51	.333	8-33	.242	8-13	.615	11-14-25	1.1	27-0	10	11	1	4	50	2.3
2010-11	6-0	34-5.7	0-4	.000	0-4	.000	0-3	.000	2-4-6	1.0	3-0	2	5	0	1	0	0.0
2011-12	3-0	26-8.7	5-6	.833	3-4	.750	0-0	.000	1-0-1	0.3	2-0	1	1	1	0	13	4.3
<b>TOTAL</b>	<b>31-1</b>	<b>260-8.4</b>	<b>22-61</b>	<b>.361</b>	<b>11-41</b>	<b>.268</b>	<b>8-16</b>	<b>.500</b>	<b>14-18-32</b>	<b>1.0</b>	<b>32-0</b>	<b>13</b>	<b>17</b>	<b>2</b>	<b>5</b>	<b>63</b>	<b>2.0</b>

**WESTON CAREER STATISTICS (ATLANTIC SUN ONLY)**

Year	GP-GS	Min-Avg	FG-A	Pct	3FG-A	Pct	FT-A	Pct	Off-Def-Tot	Avg	PF-D	A	TO	B	S	TP	Avg
2009-10	13-0	105-8.1	11-32	.344	6-22	.273	4-6	.667	7-6-13	1.0	15-0	5	7	1	3	32	2.5
2010-11	1-0	0-0.0	0-0	.000	0-0	.000	0-0	.000	0-0-0	0.0	0-0	0	0	0	0	0	0.0
2011-12	0-0	0-0.0	0-0	.000	0-0	.000	0-0	.000	0-0-0	0.0	0-0	0	0	0	0	0	0.0
<b>TOTAL</b>	<b>14-0</b>	<b>105-7.5</b>	<b>11-32</b>	<b>.344</b>	<b>6-22</b>	<b>.273</b>	<b>4-6</b>	<b>.667</b>	<b>7-6-13</b>	<b>0.9</b>	<b>15-0</b>	<b>5</b>	<b>7</b>	<b>1</b>	<b>3</b>	<b>32</b>	<b>2.3</b>



**NOTES AND INTANGIBLES**

- Sat out the 2010-11 season as a transfer from the University of Delaware, where he played in 62 games, starting 14, over two seasons.
- Opened his Stetson career by tying for team lead with 14 points in victory over Bethune-Cookman.
- Was named A-Sun Newcomer of the Week [11/14] after averaging 14.5 ppg in the Hatters first two games of the year.

**2011-12 GAME-BY-GAME**

Opponent	Date	gs	min	Total		3-Pointers		Free throws		Rebounds					pf	a	t/o	blk	stl	pts	avg
				fg-fga	pct	3fg-fga	pct	ft-fa	pct	off	def	tot	avg								
BETHUNE-COOKMAN	11/11/11	*	29	4-7	.571	0-0	.000	6-8	.750	1	4	5	5.0	4	1	5	0	0	14	14.0	
at Florida A&M	11.14.11	*	32	4-9	.444	1-1	1.000	6-6	1.000	2	4	6	5.5	5	1	6	0	1	15	14.5	
at Florida State	11/16/11	*	29	3-8	.375	1-3	.333	0-0	.000	0	2	2	4.3	4	1	0	0	0	7	12.0	
<b>Totals</b>			3	90	11-24	.458	2-4	.500	12-14	.857	3	10	13	4.3	13	3	11	0	1	36	12.0

Games played: 3  
 Minutes/game: 30.0  
 Points/game: 12.0  
 FG Pct: 45.8  
 3FG Pct: 50.0  
 FT Pct: 85.7

Rebounds/game: 4.3  
 Assists/game: 1.0  
 Turnovers/game: 3.7  
 Assist/turnover ratio: 0.3  
 Steals/game: 0.3

**41**

**ADAM PEGG**

C • 6-9 • 260 • JR • TR  
 CLEARWATER, FLORIDA  
 OLDSMAR CHRISTIAN HS  
 UNIVERSITY of DELAWARE

**THE PEGG FILE**

**PERSONAL**

**Full Name**

Adam Gregory Pegg

**Birthdate**

September 8, 1989

**Birth Place**

Pittsburgh, Pennsylvania

**Major**

Integrative Health Science

**CAREER HIGHS**

**Points**

15 at Florida A&M [11/14/11]

**Rebounds**

7, two times

**Assists**

1, 24 times

**Blocks**

2, three times

**Steals**

1, seven times

**Field Goals**

6 at Towson [2/27/10]

**Field Goal Attempts**

11 at G. Mason [1/27/10]

**3-Point Field Goals**

1, two times

**3-Point FG Attempts**

3 at Florida State [11/16/11]

**Free Throws**

6, two times

**Free Throw Attempts**

8 vs. B-CU [11/11/11]

**Minutes Played**

33, two times

**MISCELLANEOUS**

**STETSON Record**

Double-Figure Pts 2 (2-0)

Led team in Pts 2 (2-0)

Double-Figure Reb 0 (0-0)

5+ Reb 2 (2-0)

2+ Blocks 0 (0-0)

**PEGG CAREER STATISTICS (OVERALL)**

Year	GP-GS	Min-Avg	FG-A	Pct	3FG-A	Pct	FT-A	Pct	Off-Def-Tot	Avg	PF-D	A	TO	B	S	TP	Avg
2008-09 (UD)	32-0	318-9.9	21-52	.404	0-0	.000	9-13	.692	14-37-51	1.6	47-0	7	18	6	2	51	1.6
2009-10 (UD)	30-14	542-18.1	62-133	.466	0-1	.000	27-35	.771	26-53-79	2.6	67-0	14	28	9	4	151	5.0
2011-12	3-3	90-30.0	11-24	.458	2-4	.500	12-14	.857	3-10-13	4.3	13-1	3	11	0	1	36	12.0
<b>TOTAL</b>	<b>65-17</b>	<b>950-14.6</b>	<b>94-209</b>	<b>.449</b>	<b>2-5</b>	<b>.400</b>	<b>48-62</b>	<b>.774</b>	<b>43-100-143</b>	<b>2.2</b>	<b>127-1</b>	<b>24</b>	<b>57</b>	<b>15</b>	<b>7</b>	<b>238</b>	<b>3.6</b>

**PEGG CAREER STATISTICS (ATLANTIC SUN ONLY)**

Year	GP-GS	Min-Avg	FG-A	Pct	3FG-A	Pct	FT-A	Pct	Off-Def-Tot	Avg	PF-D	A	TO	B	S	TP	Avg
2011-12	0-0	0-0.0	0-0	.000	0-0	.000	0-0	.000	0-0-0	0.0	0-0	0	0	0	0	0	0.0
<b>TOTAL</b>	<b>0-0</b>	<b>0-0.0</b>	<b>0-0</b>	<b>.000</b>	<b>0-0</b>	<b>.000</b>	<b>0-0</b>	<b>.000</b>	<b>0-0-0</b>	<b>0.0</b>	<b>0-0</b>	<b>0</b>	<b>0</b>	<b>0</b>	<b>0</b>	<b>0</b>	<b>0.0</b>

RECORD:	OVERALL	HOME	AWAY	NEUTRAL
ALL GAMES	2-1	1-0	1-1	0-0
CONFERENCE	0-0	0-0	0-0	0-0
NON-CONFERENCE	2-1	1-0	1-1	0-0

#	Player	gp-gs	min	avg	Total		3-Point		F-Throw		Rebounds				pf	dq	a	to	blk	stl	pts	avg
					fg-fga	fg%	3fg-fga	3fg%	ft-fa	ft%	off	def	tot	avg								
23	Chris Perez	3-3	89	29.7	12-27	.444	1-5	.200	12-18	.667	8	6	14	4.7	7	0	3	7	0	5	37	12.3
41	Adam Pegg	3-3	90	30.0	11-24	.458	2-4	.500	12-14	.857	3	10	13	4.3	13	1	3	11	0	1	36	12.0
11	Aaron Graham	3-3	74	24.7	12-34	.353	5-14	.357	2-3	.667	5	18	23	7.7	6	0	7	9	0	5	31	10.3
12	Joel Naburgs	3-3	85	28.3	11-27	.407	7-19	.368	0-0	.000	6	11	17	5.7	5	0	6	9	0	3	29	9.7
24	Liam McInerney	3-3	60	20.0	8-13	.615	2-4	.500	2-5	.400	4	11	15	5.0	12	1	2	4	0	0	20	6.7
01	Dennis Diaz	3-0	39	13.0	6-10	.600	2-5	.400	0-0	.000	0	6	6	2.0	3	0	2	5	0	2	14	4.7
33	J.R. Weston	3-0	26	8.7	5-6	.833	3-4	.750	0-0	.000	1	0	1	0.3	2	0	1	1	1	0	13	4.3
21	Jermol Paul	3-0	31	10.3	4-4	1.000	1-1	1.000	2-2	1.000	2	5	7	2.3	6	0	0	8	1	1	11	3.7
03	Willie Green	3-0	55	18.3	4-13	.308	0-2	.000	2-4	.500	3	10	13	4.3	3	0	6	9	3	2	10	3.3
22	Tyshawn Patterson	3-0	43	14.3	1-5	.200	0-1	.000	6-8	.750	0	5	5	1.7	3	0	11	8	1	4	8	2.7
04	Diego Morales	2-0	8	4.0	0-1	.000	0-0	.000	0-0	.000	0	1	1	0.5	2	0	2	1	0	0	0	0.0
Team											5	4	9									
Total.....		3	600		74-164	.451	23-59	.390	38-54	.704	37	87	124	41.3	62	2	43	72	6	23	209	69.7
Opponents.....		3	600		75-203	.369	10-45	.222	39-61	.639	51	63	114	38.0	55	-	32	55	9	37	199	66.3

TEAM STATISTICS	STETSON	OPP
SCORING	209	199
Points per game	69.7	66.3
Scoring margin	+3.3	-
FIELD GOALS-ATT	74-164	75-203
Field goal pct	.451	.369
3 POINT FG-ATT	23-59	10-45
3-point FG pct	.390	.222
3-pt FG made per game	7.7	3.3
FREE THROWS-ATT	38-54	39-61
Free throw pct	.704	.639
F-Throws made per game	12.7	13.0
REBOUNDS	124	114
Rebounds per game	41.3	38.0
Rebounding margin	+3.3	-
ASSISTS	43	32
Assists per game	14.3	10.7
TURNOVERS	72	55
Turnovers per game	24.0	18.3
Turnover margin	-5.7	-
Assist/turnover ratio	0.6	0.6
STEALS	23	37
Steals per game	7.7	12.3
BLOCKS	6	9
Blocks per game	2.0	3.0
ATTENDANCE	1241	7540
Home games-Avg/Game	1-1241	2-3770
Neutral site-Avg/Game	-	0-0

Score by Periods	1st	2nd	Totals
Stetson	99	110	209
Opponents	100	99	199

Date	Opponent	Score	Att.
11/11/11	BETHUNE-COOKMAN	w 65-60	1241
11.14.11	at Florida A&M	w 78-60	1116
11/16/11	at Florida State	L 66-79	6424

\* - Conference game

MISCELLANEOUS STATISTICS

RECORD BY STARTING LINEUP

Perez (g), Graham (g), Naburgs (g), McInerney (f), Pegg (c) 2-1

DOUBLE-FIGURE GAMES

POINTS	REBOUNDS
Graham 2	Graham 1
Pegg 2	Naburgs 1
Perez 3	
McInerney 1	
Naburgs 1	
Weston 1	

DOUBLE-DOUBLES ASSISTS

Graham 1

RECORD WHEN...

	ALL	A-SUN
Leading or tied at halftime:	1-0	0-0
Trailing at halftime:	1-1	0-0
Shoot 50 percent or higher:	1-0	0-0
Shoot less than 50 percent:	1-1	0-0
Shoot higher percentage than opp.:	2-0	0-0
Shoot lower percentage than opp.:	0-1	0-0
Opp. shoot less than 50 percent:	2-0	0-0
Opp. shoot 50 percent or higher:	0-1	0-0
Score fewer than 60 points:	0-0	0-0
Score 60-plus points:	2-1	0-0
Score 70-plus points:	1-0	0-0
Score 80-plus points:	0-0	0-0
Score 90-plus points:	0-0	0-0
Score 100-plus points:	0-0	0-0
More rebounds than opp.:	1-0	0-0
Equal/fewer rebounds than opp.:	1-1	0-0
40+ rebounds:	1-0	0-0
Fewer than 40 rebounds:	1-1	0-0
Fewer turnovers than opp.:	0-0	0-0
Equal/more turnovers than opp.:	2-1	0-0
Games decided by 5 points or fewer:	1-0	0-0
Overtime games:	0-0	0-0
Televised games:	0-1	0-0
Games vs. ranked opp.:	0-1	0-0
Games following loss:	0-0	0-0
Games following win:	1-1	0-0
More points in paint than opp.:	1-0	0-0
Equal/fewer points in paint than opp.:	1-1	0-0
More points off TO than opp.:	1-1	0-0
Equal/fewer points off TO than opp.:	1-0	0-0
More bench points than opp.:	0-0	0-0
Equal/fewer bench points than opp.:	2-1	0-0
More 2nd chance points than opp.:	0-0	0-0
Equal/fewer 2nd-ch. pts. than opp.:	2-1	0-0
Playing in November:	2-1	0-0
Playing in December:	0-0	0-0
Playing in January:	0-0	0-0
Playing in February:	0-0	0-0
Playing in March:	0-0	0-0