

1172

All-time victories in 98 seasons of HATTERS BASKETBALL. 2011-12 is the 99th season at SU.



Ricky Hazel, Assistant Athletics Director for Communications
421 North Woodland Blvd, DeLand, FL, 32723
O: 386.822.8130 :: C: 334.372.7032 :: F: 386.822.7486
jhazel@stetson.edu :: www.GoHatters.com
Follow me on Twitter (@RHazel_SID)

2011-12 SCHEDULE/RESULTS

NOVEMBER

DATE	OPPONENT	TV	TIME/RESULT
3	FLAGLER (exhib.)		W, 90-72
11	BETHUNE-COOKMAN		W, 65-60
14	at Florida A&M		7:00 pm
16	at Florida State	ESPN3.com	7:00 pm
19	SAINT LEO		3:00 pm
21	at Charleston Southern		7:30 pm
28	vs Florida (1)	SUN	7:00 pm

DECEMBER

DATE	OPPONENT	TV	TIME
1	EAST TENNESSEE STATE*		7:00 pm
4	at Indiana	BTN	4:30 pm
17	USC UPSTATE*		3:15 pm
21	CHARLESTON SOUTHERN		7:00 pm
29	at UCF (2)		7:00 pm
30	vs JMU/Rhode Island (2)		TBA

JANUARY

DATE	OPPONENT	TV	TIME
2	at Kennesaw State*		7:00 pm
4	at Mercer*		7:30 pm
7	JACKSONVILLE*		3:15 pm
9	NORTH FLORIDA*		7:15 pm
14	at Belmont*		8:15 pm
16	at Lipscomb*		7:30 pm
20	FLORIDA GULF COAST*	CSS	7:00 pm
23	at Savannah State		7:00 pm
28	MERCER*		3:15 pm
30	KENNESAW STATE*		7:00 pm

FEBRUARY

DATE	OPPONENT	TV	TIME
4	at North Florida*		7:00 pm
6	at Jacksonville*		7:30 pm
11	LIPSCOMB*		3:15 pm
13	BELMONT*		7:00 pm
17	at Florida Gulf Coast*	CSS	7:00 pm
23	at East Tennessee State*		7:00 pm
25	at USC Upstate*		2:00 pm
29	Atlantic Sun Tournament (3)		TBA

SCHEDULE KEY

All times Eastern and Subject to change


* Atlantic Sun Conference game

Home games in **BOLD CAPS** played at the Edmunds Center (4,000)

(1) Florida Citrus Sports Shootout (Orlando, Florida)

(2) 2011 UCF Holiday Invitational (Orlando, Florida.)

(3) 2012 A-Sun Championship Tournament (Macon, Ga.)



STETSON

HATTERS

2011-12 Record: 1-0
A-Sun Record: 0-0
Last Game: W vs B-CU, 65-60
Head Coach: Casey Alexander
Career Record: 1-0 (1st year)
Record at Stetson: Same

STATISTICAL LEADERS

Points: Chris Perez & Adam Pegg (14.0)
Rebounds: Aaron Graham (10.0)
Assists: six players (2.0)
Steals: Chris Perez (4.0)



FLORIDA A&M

RATTLERS

2011-12 Record: 0-1
MEAC Record: 0-0
Last Game: L at Georgia Tech, 92-59
Head Coach: Clemon Johnson
Career Record: 0-1 (1st year)
Record at School: Same

STATISTICAL LEADERS

Points: Avery Moore (15.0)
Rebounds: Yannick Crowder (5.0)
Assists: Avery Moore (4.0)
Steals: two players (3.0)

GAME RESET

Date: Monday, November 14, 2011
Tip-Off: 7:00 pm EST
Location: Tallahassee, Fla.
Arena: Al Lawson Center (9,639)
Television: None
Talent: N/A
Series (Overall): Stetson leads 5-1
Series in Tallahassee: Stetson leads 1-0
Casey Alexander vs. FAMU: First meeting

MULTIMEDIA

Hatter Vision broadcasts and offers live on-demand video streaming for home games and audio broadcasts for non-conference road games on the Stetson web (www.gohatters.com). Murray Miller (play-by-play) and Harry Arnold (color) call the action. Hatters fans can also see video streaming for conference road games on A-Sun TV.

GAME DAY STORY LINES

- Tonight's game will be the first meeting between the Hatters and Rattlers in men's basketball since the 199-2000 season. That year, Stetson played FAMU in the Capital City Classic, taking a 66-62 victory.
- Stetson's season-opening victory over Bethune-Cookman improved the Hatters' all-time record to 57-42 in 99 season openers. The Hatters have now won their last three season-openers, and eight of their last 11 season openers.
- The Hatters are now 71-26 all-time in home openers in 99 seasons. There were two seasons (1907-08 and 1921-22) in which Stetson did not play a home game.
- Hatters coach **Casey Alexander** was the first Stetson coach to make his debut at home since Loren Ellis in 1950 (his only season as coach). Alexander joined his predecessor, Derek Waugh, as a winner in his Stetson debut, giving the Hatters consecutive victorious coaching debuts for the first time since Bob Trocolor (1949-50) and Ellis (1950-51) both won in their debut games.
- The Hatters' season-opening victory over Bethune-Cookman was less than perfect. Stetson turned the ball over 29 times in the game against the Wildcats, the most in a game by the Hatters since Stetson had 32 turnovers in a 68-65 loss at Troy on January 26, 2002.
- The Hatters had four players who made their Stetson debut in the game against Bethune-Cookman. The newest Hatters who saw action are freshman **Dennis Diaz**, sophomore **Willie Green**, sophomore **Chris Perez** and junior **Adam Pegg**.
- The Hatters should have another player eligible to make his Stetson debut after fall semester classes end. Junior **Amara Thompson** must sit out the first semester after transferring from UCF.
- One member of the Stetson team will miss the entire season while sitting out as a transfer. Guard **Hunter Miller**, a Nashville native and nephew of Sawyer Brown lead singer Mark Miller, is a transfer from Florida Gulf Coast. He will have two seasons left to play for the Hatters after this year.
- The Hatters will be looking for new areas of offensive production this year after the departure of 62.7 percent of the scoring from the 2010-11 squad. Junior **Tyshawn Patterson** (8.3) and sophomore **Aaron Graham** (6.1) are the leading returning scorers on the 2011-12 team

STETSON PROJECTED STARTING LINEUP NOTES



12 Joel Naburgs Junior G
A native of Melbourne, Australia ... Started 16 games in 2010-11 ... Averaged 7.8 points per game ... Had 10 double-figure scoring games, including a career-high 20 against Florida Gulf Coast ... Scored nine points on 3-of-7 shooting in 24 minutes vs. Bethune-Cookman.



11 Aaron Graham Sophomore G
A native of Miramar ... Saw action in 30 games in 2010-11, 16 as a starter ... Scored in double figures seven times, including a career-best 20-point effort at UNF ... Had his first career double-double with 12 points and 10 rebounds against Bethune-Cookman.



24 Liam McInerney Junior F
A native of Port Campbell in Victoria, Australia ... Has played in 60 games in his Stetson career ... Career scoring best was a nine-point effort against UNF during his freshman year ... Had five points and grabbed eight boards in 21 minutes vs. Bethune-Cookman.



23 Chris Perez Sophomore G
A native of Santiago in the Dominican Republic ... Attended Oldsmar Christian HS ... Played in 31 games as a freshman at Liberty in 2009-10 ... Scored a career-high 21 points in a win over VMI ... Had 14 points in a team-high 35 minutes against Bethune-Cookman.



41 Adam Pegg Junior C
A native of Clearwater ... Sat out the 2010-11 season as a transfer from Delaware where he played in 62 games in two seasons ... Started 14 games in 2009-10 and scored in double-figures six times ... Tied his career-high with 14 points against Bethune-Cookman.

STETSON ATHLETIC MEDIA RELATIONS

Mailing Address: 421 N. Woodlands Blvd,
DeLand, FL 32723

Phone: 386.822.8130

Fax: 386.822.7486

MEDIA RELATIONS CONTACT

RICKY HAZEL Asst. AD/Communications

Office: 386.822.8130

Cell: 334.372.7032

E-Mail: jhazel@stetson.edu

WEEKLY INTERVIEWS

Head coach Casey Alexander and Stetson players will be made available for interviews in person or by telephone by request to Assistant AD Ricky Hazel.

All interviews with Stetson student-athletes must be coordinated through the Athletic Media Relations Office and requested with 24 hours advance notice.

Telephone interviews will be fulfilled at a time that does not interfere with the student-athlete's academic or practice schedule.

STETSON ATHLETICS WEBSITE

Game notes, statistics and preview stories along with photo galleries are all available on Stetson's athletic department website - www.GoHatters.com.

PRACTICE COVERAGE

Most Stetson Hatters basketball practices are open to the media. To arrange a visit to Stetson practice and/or interviews with Stetson players and coaches, please contact Stetson Assistant AD for Communications Ricky Hazel.

SOCIAL MEDIA

In addition to the following the most up-to-date information on Stetson's official athletics website, www.GoHatters.com, you can get exclusive behind-the-scenes look into the Stetson basketball program during the 2011-12 season with Stetson Assistant AD Ricky Hazel's Twitter account. You can follow him [@RHazel_SID](https://twitter.com/RHazel_SID). Also, be sure to follow [@StetsonSID](https://twitter.com/StetsonSID) for up to the minute updates on all of Stetson Athletics.

Other social media avenues for following the Hatters include the official Stetson Athletics Facebook page and the StetsonHatters YouTube Channel. Keep an eye open for regular video content from the Hatter Sports Network, a student run group that will be providing video content throughout the year.

Also keep track of the Hatters through Ricky Hazel's blog, "Adventures in Hatterland". Go to adventuresinhatterland.blogspot.com to keep up with his travels with the Hatters.

MEN'S BASKETBALL WEEKLY MEDIA PLANNER

Most practices are open to the media. For help covering Stetson men's basketball, contact Asst. AD for Communications Ricky Hazel.

SUNDAY November 13	MONDAY November 14	TUESDAY November 15	WEDNESDAY November 16	THURSDAY November 17
PRACTICE Noon - Edmunds Center DEPART Travel to Tallahassee 3 pm	GAME 2 at. Florida A&M 7 pm Al Lawson Center	PRACTICE Donald L. Tucker Center - TBA	GAME 3 at. Florida State 7 pm Donald L. Tucker Center	OFF DAY

SERIES HISTORY

- Monday's game will be the 7th meeting between the Hatters and Rattlers in a series that started in 1975. Stetson leads the all-time series 5-1.
- The Hatters have a 1-0 series lead against Florida A&M in games played in Tallahassee. The teams have played four times in DeLand and once in Orlando.
- The Hatters currently own a four-game win streak in the series with Florida A&M. The only FAMU victory in the series came on December 6, 1980, an 80-74 decision in DeLand.

LAST MEETING

- Led by Derrick DeWhitt's 17 points, Stetson won the consolation game of the Capital City Classic with a 66-62 victory over Florida A&M. DeWhitt converted a key three-point play with just over a minute left to play to help seal the victory. Kelly Hite scored 12 points while Sebastian Singletary had 11 points and 12 rebounds. Stetson won the game despite making just six field goals in the second half. The Hatters were 22-of-38 from the free throw line in the game. Singletary earned all-tournament honors, averaging 15.5 points and 11 rebounds in two games. The game was played at the old Leon County Civic Center.

LOOKING AT THE RATTLERS

- The Rattlers dropped their season opener to Georgia Tech 92-59 on Friday at the Gwinett Center. The Rattlers were led in scoring by Avery Moore, who dropped in 15 points in 29 minutes of play. The Rattlers shot 40.7 percent from the field in the first half, and 34.6-percent from the field in the second half. They shot a paltry 37.5-percent from the free throw line in the first half and 58.3-percent in the second half.

UP NEXT

- The Hatters continue their first road trip of the season on Wednesday in Tallahassee against the Florida State Seminoles. The game against FSU will be available online on ESPN3.com. The Hatters trail FSU 42-11 in the all-time series that goes back to 1948 and the Seminoles have won 16 straight against Stetson. FSU took last year's meeting 97-63 and opened the 2011-12 season with a 79-67 victory over A-Sun foe Jacksonville in coach Leonard Hamilton's 10th season-opener.

WE ARE "THE HATTERS"

- The unlikely combination of a famous hat manufacturer and a university getting together produced a novel nickname for Stetson University. The athletic teams are called "Hatters," reflecting the University's association with John B. Stetson, maker of the well-known Stetson hats. It all started back in 1883 when Henry DeLand founded the DeLand Academy. Three years later, after a disastrous freeze affected the citrus industry and left Mr. DeLand in financial trouble, Mr. Stetson, who had a winter home in DeLand, became interested in the school. When, at Mr. DeLand's request, Mr. Stetson was made chairman of the Board of Trustees in 1889, the school was renamed in his honor. Stetson University fielded the first football team in Florida in 1901, and the nickname "Hatter" was used then and is still used today.

STATISTICAL COMPARISON

CATEGORY	STETSON	FLORIDA A&M
Overall Record	1-0	0-1
Scoring	65.0	59.0
Scoring Defense	60.0	92.0
Scoring Margin	6.0	-33.0
Field Goal Pct	.548	.377
Field Goal Pct Defense	.260	.538
3-Pt Field Goal Pct	.500	.278
3-Pt Field Goal Pct Defense	.211	.435
Free Throw Pct	.542	.583
Rebounds per game	36.0	19.0
Opp. Rebounds per game	47.0	46.0
Rebounding Margin	-11.0	-27.0
Assists	15	11
Assists per game	15.0	11.0
Turnovers	29	16
Turnover margin	-10.0	-0.1
Assist/Turnover Ratio	-1.9	-1.45
Steals	8	9
Steals per game	8.0	9.0
Blocks	4	1
Blocks per game	4.0	1.0

SCOUTING THE OPPOSITION: FLORIDA A&M

2011-12 RECORD: 0-1
MEAC RECORD: 0-0

GENERAL INFORMATION

Location: Tallahassee, Fla.
Founded: 1887
Enrollment: 13,301
Affiliation: NCAA Division I
Conference: Mid-Eastern Athletic
Nickname: Rattlers
Colors: Green and Orange
President: Dr. James Ammons
Athletic Director: Derek Horne
Arena: Al Lawson Center (9,639)



SERIES INFORMATION

Series (Overall): Stetson 5-1
in DeLand: Stetson leads 3-1
in Tallahassee: Stetson leads 1-0
Neutral: Stetson leads 1-0
Streak: Stetson, 3 wins
Last Stetson win: 12/29/99, 66-62, in Tallahassee

COACHING STAFF

Head Coach: Clemon Johnson
Career Record: 0-1 (1st year)
Record at School: 0-1 (1st year)
Assistant Coaches:
Chadrick Johnson, Condrick Sanders, Maurice Sheals

MEDIA RELATIONS

MBB Contact: Ronnie Johnson
E-mail: ronnie.johnson@famu.edu
Website: www.famuathletics.com

TEAM INFORMATION

2010-11 Record: 12-20
MEAC Record: 7-9
MEAC Finish: 7th
Postseason: None
Starters Returning/Lost: 4/1

AT THE EDMUNDS CENTER

The Stetson men's basketball team has called the J. Ollie Edmunds Center home since 1974, but the Hatters have been anything but gracious hosts to their opponents. For the past 34 years, the Hatters have won 65.6 percent of their home games, posting a 335-175 all-time record. Here is a year-by-year look at Stetson's record at the Edmunds Center:

Year	W-L	Pct.
1974-75	16-0	1.000
1975-76	12-3	.800
1976-77	8-7	.533
1977-78	12-4	.750
1978-79	10-4	.714
1979-80	13-5	.722
1980-81	14-1	.933
1981-82	9-6	.600
1982-83	15-3	.833
1983-84	13-3	.813
1984-85	8-6	.571
1985-86	8-6	.571
1986-87	9-1	.900
1987-88	11-3	.786
1988-89	10-3	.769
1989-90	7-6	.538
1990-91	7-6	.538
1991-92	10-7	.588
1992-93	10-4	.714
1993-94	8-4	.667
1994-95	7-6	.538
1995-96	7-7	.500
1996-97	7-7	.500
1997-98	7-5	.583
1998-99	9-4	.692
1999-00	6-5	.545
2000-01	10-3	.769
2001-02	7-5	.583
2002-03	4-7	.364
2003-04	8-6	.571
2004-05	6-5	.545
2005-06	7-5	.583
2006-07	8-5	.615
2007-08	11-2	.846
2008-09	10-4	.714
2009-10	5-9	.357
2010-11	5-8	.384
2011-12	1-0	1.000
Total	335-175	.657

A STETSON WIN WOULD...

- Make first year head coach Casey Alexander the first head coach at Stetson to start his career with consecutive victories since Dick Morland started the 1952-53 season with three straight wins.
- Improve the Hatters to 6-1 over Florida A&M all-time.
- Give the Hatters their first 2-0 start to any season since the 2003-04 team opened with consecutive victories.
- Give the Hatters an all-time record of 34-10 against members of the Mid-Eastern Athletic Conference (MEAC).
- Give Stetson the 1,173rd victory in program history, dating back to 1900.
- Up the Hatters' record to 50-67 in November all-time.

2011-12 STETSON NUMERICAL ROSTER

No.	Name	Pos.	Ht.	Wr.	Cl.-Exp.	Hometown/High School (Previous School)
1	Dennis Diaz	G	6-4	180	Fr.	Deltona, FL/DeLand HS
2	Amara Thompson [^]	G	6-4	180	Jr.	Tucker, GA/Tucker HS (UCF)
3	Willie Green	F	6-7	195	So.	Orlando, FL/Olympia HS (WKU/Daytona State College)
4	Diego Morales	G	6-0	170	Jr.	Orlando, FL/Freedom HS
10	Hunter Miller*	G	6-2	180	Jr.	Nashville, TN/Christ Presbyterian (FGCU)
11	Aaron Graham	G	6-4	185	So.	Miramar, FL/Westminster Academy
12	Joel Naburgs	G	6-4	200	Jr.	Victoria, Australia/Box Hill Senior College
21	Jermol Paul	F	6-4	215	Sr.	Ocoee, FL/Dwyer HS (Stony Brook)
22	Tyshawn Patterson	G	6-1	180	Jr.	Hartford, CT/Orlando Christian Prep
23	Chris Perez	G	6-3	215	So.	Santiago, D.R./Oldsmar Christian (Liberty)
24	Liam McInerney	F/C	6-9	235	Jr.	Port Campbell, Victoria, Australia/Ballararat & Clarendon
33	J.R. Weston	G/F	6-4	200	Jr.	Morral, OH/Ridgedale HS
41	Adam Pegg	C	6-9	260	Jr.	Clearwater, Fla./Oldsmar Christian (Delaware)

[^]Sitting out the fall semester of the 2011-12 season to meet Stetson University academic requirements.

*Sitting out the 2011-12 season to satisfy NCAA transfer requirements. Will be eligible for the 2012-13 season.

COACHING STAFF

Head Coach: Casey Alexander (Belmont, 1995 – 1st Season)
Assistant Coach: Roger Idstrom (Mars Hill, 1989 – 1st Season)
Assistant Coach: Dwight Evans (Birmingham-Southern, 1984 – 1st Season)
Assistant Coach: Steve Drabyn (Belmont, 2004 – 1st season)
Athletic Trainer: Adam Deimling (Central Michigan, 2006 – 3rd season)

PRONUNCIATION GUIDE

Roger Idstrom EED-strom
Amara Thompson ah-MAR-ah
Joel Naburgs NA-bergs
Liam McInerney LEE-up MAC-in-ERNIE



Team	A-Sun	Overall
Stetson	0-0	1-0
Lipscomb	0-0	1-1
Belmont	0-0	0-1
East Tennessee St.	0-0	0-1
Florida Gulf Coast	0-0	0-1
Jacksonville	0-0	0-1
Kennesaw State	0-0	0-1
Mercer	0-0	0-1
North Florida	0-0	0-1
USC Upstate	0-0	0-1

ATLANTIC SUN SCHEDULE/RESULTS

Friday, November 11

Florida State 79, Jacksonville 67

Stetson 65, Bethune-Cookman 60

TCU 73, Florida Gulf Coast 72

Alabama 64, North Florida 44

Arkansas 83, USC Upstate 63

Lipscomb 96, Ft. Valley State 53

Duke 77, Belmont 76

Saturday, November 12

Wisconsin 85, Kennesaw State 31

Virginia Tech 64, ETSU 53

Mercer 66, Emory 57

Sunday, November 13

Gardner-Webb 74, Lipscomb 71

Monday, November 14

Piedmont at USC Upstate 7 pm

Stetson at Florida A&M 7 pm

Savannah State at North Florida 7 pm

Ave Maria at Florida Gulf Coast 7 pm

Kennesaw State at Auburn 8 pm

Mercer at Missouri 8 pm

Tuesday, November 15

Belmont at Memphis Noon

Appalachian State at ETSU 7 pm

Wednesday, November 16

Stetson at Florida State 7 pm

Jacksonville at Savannah State 7 pm

Thursday, November 17

Mercer at Furman 7 pm

Prairie View A&M at Fla. Gulf Coast 7 pm

North Florida at Florida 8 pm

Lipscomb at Illinois 9 pm

Friday, November 18

Samford at Jacksonville 7 pm

Kennesaw State at Chattanooga 7 pm

USC Upstate at UT-Pan American 8 pm

NOVEMBERS TO REMEMBER

- Since 1900 the Hatters are 49-67 (.422) in the month of November. Last year the Hatters finished November at 2-3 (.400) with victories over Wake Forest and Savannah State and losses to Bethune-Cookman, UCF and Palm Beach Atlantic.

LOOKING FOR SUCCESS AGAINST IN-STATE TEAMS

- The Hatters will face a total of nine in-state schools during the 2011-12 season, not counting the exhibition game against Flagler. Stetson has an all-time record against those in-state foes of 100-163.
- In addition to the nine in-state schools on the 2011-12 schedule, there are 14 other programs from inside the state of Florida that the Hatters have faced in basketball over the years. Stetson has an all-time record against the other Florida schools of 268-149.
- Overall, the Hatters have an all-time record of 368-312 against in-state foes in regular season play.
- The in-state school Stetson has played the most through the years is Rollins College. The Hatters own an all-time mark of 74-15 against the Orlando school.

STETSON ADDS NOVEMBER SIGNEES

- The Hatters are expecting to add three players during the November early signing period. One, guard **Tanner Plemmons** of Sylva, NC, has made his intentions official. Paperwork on two other signees is expected in the coming days.
- Plemmons is a 6-2 shooting guard at Rabun County (Ga.) HS where he averaged 23 points per game as a junior while hitting 42 percent from three-point range.
- Entering his senior season, Plemmons has scored 1,905 career points and has hit 298 career three-pointers.
- In addition to his basketball exploits, Plemmons is also a member of the track team and was the 2011 Wendy's High School Heisman winner for the state of Georgia.
- After the three fall signees are finalized, the Hatters are expected to have one additional scholarship to offer for the 2012-13 season.

GETTING THE STARTING NOD

- The Hatters had two first-time starters when they opened the season against Bethune-Cookman. Even though they made their first starts at Stetson, sophomore guard **Chris Perez** (3 starts at Liberty) and junior center **Adam Pegg** (14 starts at Delaware) both have previous collegiate starts.
- Junior **Joel Narburgs** (23 career starts), sophomore **Aaron Graham** (17), and junior **Liam McInerney** (10) make up the rest of the Hatters starting five.
- In addition to the expected starting lineup, the Hatters have others on the roster with previous starting experience. Junior **Tyshawn Patterson** has started 23 games in his Stetson career while senior **Jermol Paul** and junior **J.R. Weston** both have one career start.

PLANNING FOR THE FUTURE

- The Hatters have one player sitting out the 2011-12 season as a transfer and another who will miss the fall semester after transferring.
- Guard **Hunter Miller** joined the Stetson program from Florida Gulf Coast where he spent two seasons. Over those two years he played in 59 games for the Eagles, starting eight.
- Miller is from Nashville, but has strong family ties to central Florida. His uncle, **Mark Miller**, played basketball at UCF and will bring his band, Sawyer Brown, to the Edmunds Center for a concert to benefit the Hatters basketball program on December 10.
- The other new member of the Stetson program is junior **Amara Thompson**, who transferred from UCF. Thompson should be eligible to compete for the Hatters at the conclusion of the fall semester.
- Thompson saw action in 20 games over two seasons for the Knights.

THE BEGINNING OF A NEW ERA

- First year head coach Casey Alexander brings an exciting brand of basketball to the Edmunds Center that will look familiar to Atlantic Sun Conference basketball fans. Alexander spent the previous 16 seasons as an assistant coach at A-Sun power Belmont. Alexander was also a player at Belmont, leading the Bruins to a 119-25 record during his playing career.

MEET THE COACHING STAFF

- Joining new coach Casey Alexander on the Hatters staff for 2011-12 are a trio of coaches who are well-versed in the philosophies and style of play that Stetson will employ. Roger Idstrom was an assistant coach at Belmont with Alexander for the last 11 years. A 1989 graduate of Mars Hill College, Idstrom spent time on staff at his alma mater as well as at UNC Asheville, Montreat and Wabash Valley College before going to Gardner-Webb from 1998-2000. Dwight Evans comes to Stetson with 23 years of experience as a collegiate coach, most recently as Associate Head Coach at South Carolina State. Evans has also spent time on the coaching staffs at UCF, FIU, South Alabama and Missouri. Steve Drabyn moves into his first NCAA Division I coaching assignment at Stetson after a highly successful playing career at Belmont and seven years of Division II and high school coaching experience.



HATTER VISION

Stetson men's basketball will broadcast all home and away games over the internet, with a video simulcast during home games and select road contests. Join veterans Murray Miller and Harry Arnold as they call every exciting play all season long. Each broadcast will start 10 minutes prior to tip-off and conclude with the post game show featuring comments from Head Coach Casey Alexander.

STETSON VS. 2011-12 OPPONENTS

Opponent	Alexander		All-time	Neutral	Home	Away	Streaks	
	W-L	W-L					Longest	Current
Belmont	0-0	7-16	0-1	5-8	2-7	Belmont, 8W	Belmont, 4W	
Bethune-Cookman	1-0	20-5	0-0	16-2	4-3	SU, 9W	SU, 1W	
Charleston Southern	0-0	3-3	0-0	2-1	1-2	1W	CSU, 1W	
East Tennessee State	0-0	6-9	0-3	3-4	3-2	ETSU, 3W	SU, 1W	
Florida	0-0	14-50	0-2	8-12	6-36	UF, 15W	UF, 15W	
Florida A&M	0-0	5-1	1-0	3-1	1-0	SU, 3W	SU, 2W	
Florida Gulf Coast	0-0	4-4	0-0	3-1	1-3	Both, 3W	FGCU, 3W	
Florida State	0-0	11-40	0-5	8-8	3-27	FSU, 16W	FSU, 16W	
Indiana	0-0	0-0	0-0	0-0	0-0	First Meeting		
Jacksonville	0-0	30-41	1-2	18-15	11-24	JU, 7W	SU, 1W	
James Madison	0-0	0-0	0-0	0-0	0-0	First Meeting		
Kennesaw State	0-0	5-7	0-0	3-3	2-4	KSU, 4W	KSU, 4W	
Lipscomb	0-0	9-8	0-0	7-1	2-7	SU, 3W	LIP, 1W	
Mercer	0-0	74-50	4-0	41-17	29-33	SU, 6W	MER, 1W	
North Florida	0-0	9-4	0-0	4-3	5-1	SU, 7W	UNF, 1W	
Rhode Island	0-0	0-0	0-0	0-1	0-0	RIU, 1W	RIU, 1W	
Saint Leo	0-0	3-0	0-0	3-0	0-0	SU, 3W	SU, 3W	
Savannah State	0-0	7-4	0-0	4-2	3-2	SU, 5W	SS, 1W	
UCF	0-0	14-18	1-0	6-9	7-9	UCF, 9W	UCF, 9W	
USC Upstate	0-0	4-3	0-0	3-1	1-2	3x, 2W	USCU, 1W	



HEAD COACH

CASEY ALEXANDER

FIRST SEASON AT STETSON

THE ALEXANDER FILE

PERSONAL

Birthplace: Chattanooga, Tenn.**Family:** Wife, Sunni; daughter, Allie; sons, Reed and Mason

EDUCATION

Undergraduate: Belmont, 1995 (B.S. in Physical Education)**Graduate:** Austin Peay, 1996 (M.S. in Sports Administration)

COACHING EXPERIENCE

2003-11 Belmont (Associate Head Coach)
1995-02 Belmont (Assistant Coach)

CONFERENCE TITLES

2011 Atlantic Sun Conference (Belmont)
2010 Atlantic Sun Conference (Belmont)
2008 Atlantic Sun Conference (Belmont)
2007 Atlantic Sun Conference (Belmont)
2006 Atlantic Sun Conference (Belmont)

POST-SEASON APPEARANCES

NCAA 2011, 2008, 2007, 2006
NIT 2004

HONORS

2011 Named No. 1 Assistant Coach in the Atlantic Sun Conference by FoxSports.com
2009 Named No. 6 mid-major Assistant Coach in the nation by CollegeInsider.com
2005 Inducted into the Belmont University Athletic Hall of Fame

PLAYING EXPERIENCE

1992-95 Belmont University
Record during playing career: 119-25
Team Captain as a senior
Record as a senior: 37-2
Led team ranked No. 1 in NAIA as a senior
Entered NAIA Tournament as No. 1 seed
Team reached NAIA Final Four

SPECIALTY STATISTICS

[POT - Points off turnovers; PP - Points in the paint; 2nd - Second chance points; FAST - Fast break points; BP - Points off the bench]

Opponent	[Stetson-Opponent]				
	POT	2nd	PP	FAST	BP
Bethune-Cookman	18/22	11/17	30/26	8/2	11/18
at Florida A&M					
at Florida State					
Saint Leo					
at Charleston Southern					
vs Florida					
ETSU					
at Indiana					
USC Upstate					
Charleston Southern					
at UCF					
vs JMU/RIU					
at Kennesaw State					
at Mercer					
Jacksonville					
North Florida					
at Belmont					
at Lipscomb					
Florida Gulf Coast					
at Savannah State					
Mercer					
Kennesaw State					
at North Florida					
at Jacksonville					
Lipscomb					
Belmont					
at Florida Gulf Coast					
at ETSU					
at USC Upstate					
STETSON TOTAL	18	11	30	8	11
Stetson Average	18.0	11.0	30.0	8.0	11.0
OPP TOTAL	22	17	26	2	18
Opp Average	22.0	17.0	26.0	2.0	18.0

CLUTCH FREE THROWS

[Final 3 Minutes - Regulation & OT]

Player	FT-FTA	Pct.
Chris Perez	3-3	1.000
Aaron Graham	1-2	.500
Liam McInerney	1-2	.500
Dennis Diaz	0-0	.000
Amar Thompson	0-0	.000
Willie Green	0-0	.000
Diego Morales	0-0	.000
Joel Narburgs	0-0	.000
Jermol Paul	0-0	.000
Tyshawn Patterson	0-0	.000
J.R. Weston	0-0	.000
Adam Pegg	0-0	.000
TEAM TOTAL	5-7	.714

DEPARTED PLAYERS

- Stetson lost six players off the 2010-11 Hatters club. That group included the top three scorers from last year, sophomore Ridge Graham (12.6), freshman Corey Walden (12.0) and freshman Lis Jacobo (9.2).
- The other three players who left following last year were freshman Steve Forbes, sophomore Spence Purnell and senior Graeme Radford.

GOHATTERS.COM

- Stetson's official athletics web site can be found at www.GoHatters.com. The comprehensive site, which includes releases, photos, biographical sketches and audio/video broadcasts, is powered by Neulion.

OPENING WITH A VICTORY

- The Hatters did not give a picture-perfect performance, but they did enough to take a 65-60 victory over Bethune-Cookman in the season-opener for both teams.
- The game featured 48 turnovers, including 29 by the Hatters, to go with 46 personal fouls. The 29 turnovers for Stetson were the most in a game since having 32 in a 68-65 loss at Troy in January 26, 2002.
- The Stetson defense made the difference in the game, holding the Wildcats to just 26 percent shooting from the floor. Before the Hatters edged ahead for the win, the game featured 14 lead changes and 10 ties.
- On the night, Stetson held B-CU to just 4-of-19 shooting from three-point range, part of a 19-for-73 overall night from the field for the Wildcats. Stetson only took 42 shots from the floor in the game, hitting 23 for a 54.8 percent clip. The Hatters were 6-of-12 from three-point range.
- Sophomore guard Aaron Graham posted a double-double in the game for Stetson, piling up 10 rebounds to go with his 12 points. Junior center Adam Pegg and sophomore guard Chris Perez had 14 points each to lead Stetson.

SCARY EXHIBITION

- The Hatters got a scare in their exhibition game against Flagler College. The Saints used a 21-0 run early in the game to build a 21-4 lead. Stetson closed the deficit to 31-26 by halftime and pulled away for a 90-72 victory.
- The game was a true tale of two halves for the Hatters, who hit just 2-of-18 from three-point range in the first half before nailing 10-of-12 attempts in the second half.
- Sophomore guard Chris Perez and junior swingman J.R. Weston were the key contributors for the Hatters in the second half. Perez scored 13 of his game-high 19 points in the second half, including the first eight of the half for Stetson. Weston connected on 4-of-5 three-point attempts in the game, with all four makes coming in the second half.
- The Hatters finished the night with four players scoring in double figures. Behind the 19 from Perez and 16 from Weston, Stetson got 12 points off the bench from Tyshawn Patterson and 11 from starting center Adam Pegg.

SEASON SUPERLATIVES

STETSON TEAM GAME (HIGHS AND LOWS)

POINTS	High	65	vs. Bethune-Cookman (11/11/11)
	Low	65	vs. Bethune-Cookman (11/11/11)
POINTS (HALF)	High	35	vs. Bethune-Cookman (11/11/11)
	Low	30	vs. Bethune-Cookman (11/11/11)
FG MADE	High	23	vs. Bethune-Cookman (11/11/11)
	Low	23	vs. Bethune-Cookman (11/11/11)
FG ATTEMPTS	High	42	vs. Bethune-Cookman (11/11/11)
	Low	42	vs. Bethune-Cookman (11/11/11)
3PT FG MADE	High	6	vs. Bethune-Cookman (11/11/11)
	Low	6	vs. Bethune-Cookman (11/11/11)
3PT FG ATTEMPTS	High	12	vs. Bethune-Cookman (11/11/11)
	Low	12	vs. Bethune-Cookman (11/11/11)
3PT FG PERCENTAGE	High	.500 (6-12)	vs. Bethune-Cookman (11/11/11)
	Low	.500 (6-12)	vs. Bethune-Cookman (11/11/11)
FT MADE	High	13	vs. Bethune-Cookman (11/11/11)
	Low	13	vs. Bethune-Cookman (11/11/11)
FT ATTEMPTS	High	24	vs. Bethune-Cookman (11/11/11)
	Low	24	vs. Bethune-Cookman (11/11/11)
FT PERCENTAGE	High	.542 (13-24)	vs. Bethune-Cookman (11/11/11)
	Low	.542 (13-24)	vs. Bethune-Cookman (11/11/11)
REBOUNDS	High	36	vs. Bethune-Cookman (11/11/11)
	Low	36	vs. Bethune-Cookman (11/11/11)
ASSISTS	High	15	vs. Bethune-Cookman (11/11/11)
	Low	15	vs. Bethune-Cookman (11/11/11)
STEALS	High	8	vs. Bethune-Cookman (11/11/11)
	Low	8	vs. Bethune-Cookman (11/11/11)
BLOCKED SHOTS	High	4	vs. Bethune-Cookman (11/11/11)
	Low	4	vs. Bethune-Cookman (11/11/11)
TURNOVERS	High	29	vs. Bethune-Cookman (11/11/11)
	Low	29	vs. Bethune-Cookman (11/11/11)
FOULS	High	23	vs. Bethune-Cookman (11/11/11)
	Low	23	vs. Bethune-Cookman (11/11/11)

STETSON INDIVIDUAL GAME HIGHS

POINTS	14	Pegg/Perez vs. B-CU (11/11/11)
FG MADE	5	Chris Perez vs. B-CU (11/11/11)
FG ATTEMPTS	11	Chris Perez vs. B-CU (11/11/11)
FG PCT (min 5 made)	.454 (5-11)	Chris Perez vs. B-CU (11/11/11)
3FG MADE	3	Graham/Narburgs vs. B-CU (11/11/11)
3FG ATTEMPTS	5	Joel Narburgs vs. B-CU (11/11/11)
3FG PCT (min 2 made)	.750 (3-4)	Aaron Graham vs. B-CU (11/11/11)
FT MADE	6	Adam Pegg vs. B-CU (11/11/11)
FT ATTEMPTS	8	Adam Pegg vs. B-CU (11/11/11)
FT PCT (min 5 made)	.750 (6-8)	Adam Pegg vs. B-CU (11/11/11)
REBOUNDS	10	Chris Graham vs. B-CU (11/11/11)
ASSISTS	2	six times
STEALS	4	Chris Perez vs. B-CU (11/11/11)
BLOCKED SHOTS	2	Willie Green vs. B-CU (11/11/11)
TURNOVERS	5	Adam Pegg vs. B-CU (11/11/11)

OPPONENT TEAM GAME (HIGHS AND LOWS)

POINTS	High	60	vs. Bethune-Cookman (11/11/11)
	Low	60	vs. Bethune-Cookman (11/11/11)
POINTS (HALF)	High	31	vs. Bethune-Cookman (11/11/11)
	Low	29	vs. Bethune-Cookman (11/11/11)
FG MADE	High	19	vs. Bethune-Cookman (11/11/11)
	Low	19	vs. Bethune-Cookman (11/11/11)
FG ATTEMPTS	High	73	vs. Bethune-Cookman (11/11/11)
	Low	73	vs. Bethune-Cookman (11/11/11)
3PT FG MADE	High	4	vs. Bethune-Cookman (11/11/11)
	Low	4	vs. Bethune-Cookman (11/11/11)
3PT FG ATTEMPTS	High	19	vs. Bethune-Cookman (11/11/11)
	Low	19	vs. Bethune-Cookman (11/11/11)
3PT FG PERCENTAGE	High	.211 (4-19)	vs. Bethune-Cookman (11/11/11)
	Low	.211 (4-19)	vs. Bethune-Cookman (11/11/11)
FT MADE	High	18	vs. Bethune-Cookman (11/11/11)
	Low	18	vs. Bethune-Cookman (11/11/11)
FT ATTEMPTS	High	25	vs. Bethune-Cookman (11/11/11)
	Low	25	vs. Bethune-Cookman (11/11/11)
FT PERCENTAGE	High	.720 (18-25)	vs. Bethune-Cookman (11/11/11)
	Low	.720 (18-25)	vs. Bethune-Cookman (11/11/11)
REBOUNDS	High	47	vs. Bethune-Cookman (11/11/11)
	Low	47	vs. Bethune-Cookman (11/11/11)
ASSISTS	High	6	vs. Bethune-Cookman (11/11/11)
	Low	6	vs. Bethune-Cookman (11/11/11)
STEALS	High	16	vs. Bethune-Cookman (11/11/11)
	Low	16	vs. Bethune-Cookman (11/11/11)
BLOCKED SHOTS	High	2	vs. Bethune-Cookman (11/11/11)
	Low	2	vs. Bethune-Cookman (11/11/11)
TURNOVERS	High	19	vs. Bethune-Cookman (11/11/11)
	Low	19	vs. Bethune-Cookman (11/11/11)
FOULS	High	23	vs. Bethune-Cookman (11/11/11)
	Low	23	vs. Bethune-Cookman (11/11/11)

OPPONENTS INDIVIDUAL GAME HIGHS

POINTS	18	Anthony Breeze, B-CU (11/11/11)
FG MADE	6	Anthony Breeze, B-CU (11/11/11)
FG ATTEMPTS	16	Paul Scotland, B-CU (11/11/11)
FG PCT (min 5 made)	.600 (6-10)	Anthony Breeze, B-CU (11/11/11)
3FG MADE	2	Kevin Dukes, B-CU (11/11/11)
3FG ATTEMPTS	7	Kevin Dukes, B-CU (11/11/11)
3FG PCT (min 2 made)	.286 (2-7)	Kevin Dukes, B-CU (11/11/11)
FT MADE	6	Anthony Breeze, B-CU (11/11/11)
FT ATTEMPTS	7	Anthony Breeze, B-CU (11/11/11)
FT PCT (min 5 made)	.857 (6-7)	Anthony Breeze, B-CU (11/11/11)
REBOUNDS	15	Garrus Holloman, B-CU (11/11/11)
ASSISTS	4	Kevin Dukes, B-CU (11/11/11)
STEALS	4	Garrus Holloman, B-CU (11/11/11)
BLOCKED SHOTS	1	two times
TURNOVERS	5	Adrien Coleman, B-CU (11/11/11)

THE LAST TIME...**Team****Scoring**

Scored 100 Points	L 111-103 vs. FGCU, 1-25-11.....	11 games
Scored 90 Points	L 111-103 vs. FGCU, 1-25-11.....	11 games
Scored 80 Points	L 111-103 vs. FGCU, 1-25-11.....	11 games
Had a 20 Point Win	20 (59-39) vs. Kennesaw State, 2-14-09	66 games
Had a 30 Point Win	45 (80-35) vs. Webber Int'l, 12-17-08	83 games
Had a 40 Point Win	45 (80-35) vs. Webber Int'l, 12-17-08	83 games
Had a 20 Point Loss	20 (82-62) at Lipscomb 1-28-11	10 games
Had a 30 Point Loss	30 (85-55) at Campbell 1-22-11	12 games
Had a 40 Point Loss	42 (38-80) at Florida State, 11-18-09	58 games

Miscellaneous

Did not hit 3-pointer (game)	0 at Colorado State, 12-28-04.....	200 games
Did not hit 3-pointer (half)	2nd half vs. KSU, 1-16-11	13 games

Streaks

Won 9 in a row	Feb. 6 - Mar. 2, 2006
Lost 10 in a row	Nov. 18, 2005 - Dec. 27, 2005

Wins and Losses

Defeated Ranked Opponent	New Mexico, 2/2/1974 (#17 AP Poll) Louisville, 1/17/1970 (#18 AP Poll) Miami, 2/11/1960 (#10 AP Poll)
Lost to Division II or lower	Nov. 26, 2010 (Palm Beach Atlantic)

Individual**Scoring**

Scored 20 Points	28 by Luis Jacobo vs Jacksonville, 2-26-11	1 games
Scored 25 Points	30 by Ridge Graham vs. SSU, 2-15-10.....	35 games
Scored 30 Points	30 by Ridge Graham vs. SSU, 2-15-10.....	35 games
Scored 35 Points	36 by Jason Alexander vs. Florida International, 2-24-96.....	427 games
Two Hatters with 20 Points	23 by Ridge Graham & 21 by Ty Patterson vs. UNF, 2-24-11	2 games
Three Hatters with 20 Points	G. Blair (27), E. Diaz (27), AJ Smith (20) vs. Mercer, 1-18-09	73 games

Rebounding

Recorded 10 Rebounds	10 by Aaron Graham vs. Bethune-Cookman, 11-11-11.....	0 games
Recorded 15 Rebounds	16 by Garfield Blair vs. Mercer, 2-16-09.....	65 games
Recorded 20 Rebounds	20 by Randy Anderson vs. Centenary, 1-15-87	731 games

Shooting (min. 5 att.)


Perfect from field	7-7 by Kris Thomas vs. FGCU, 2-23-08.....	91 games
Perfect from the FT line	8-8 by Corey Walden at Mercer, 2-10-11	6 games

Shooting (min. 10 att.)

Perfect from the FT line	10-10 by Joel Naburgs vs. Lipscomb, 1-3-11	19 games
--------------------------	--	----------

Miscellaneous

Recorded 10 Assists	13 by Alexis McMillan vs. Florida Atlantic, 2-23-02	334 games
Recorded 5 Three Pointers	5 by Luis Jacobo vs. Jacksonville, 2-26-11	1 games
Recorded 5 Steals	6, Corey Walden vs ETSU, 2-6-11	7 games
Recorded 5 Blocks	5 by Chad Lambert vs. College of Charleston, 2-10-96.....	157 games
Had a double-double	12p/10r by Aaron Graham vs. Bethune-Cookman, 11-11-11.....	0 games
Had a triple-double	never accomplished	
Played a complete game	40 minutes by Luis Jacobo vs Jacksonville, 2-26-2011	1 games



NOTES AND INTANGIBLES

- Was a three-time All-State selection at DeLand High School and was named Volusia County Player of the Year for the 2010-11 season.
- Helped his team to a 25-4 record during his senior season before falling in the regional championship game.
- Helped his AAU team to a 16U National Championship.

2011-12 GAME-BY-GAME

Opponent	Date	gp	mins	fg	fga	pct	3fg	3fga	pct	ft	fta	pct	reb	ast	tot	avg	pf	a	bl	stl	pts	avg	
BETHUNE-COOKMAN	11/11/11	1	16	3	4	.750	0	1	.000	0	0	.000	0	3	3	3.0	1	2	2	0	0	6	6.0
Totals		0	16	3	4	.750	0	1	.000	0	0	.000	0	3	3	3.0	1	2	2	0	0	6	6.0

Games played: 1
 Minutes/game: 16.0
 Points/game: 6.0
 FG Pct: 75.0
 3FG Pct: 0.0

Rebounds/game: 3.0
 Assists/game: 2.0
 Turnovers/game: 2.0
 Assist/turnover ratio: 1.0

1
DENNIS DIAZ

G • 6-4 • 180 • FR • HS
 DELTONA, FLORIDA
 DE LAND HIGH SCHOOL

THE DIAZ FILE
PERSONAL

Full Name
 Dennis Diaz, Jr.
Birthdate
 December 20, 1991
Birth Place
 Fontana, California
Major
 Sport Management

CAREER HIGHS

Points
 6 vs. Bethune-Cookman [11/11/11]
Rebounds
 3 vs. Bethune-Cookman [11/11/11]
Assists
 2 vs. Bethune-Cookman [11/11/11]
Blocks
 0
Steals
 0
Field Goals
 3 vs. Bethune-Cookman [11/11/11]
Field Goal Attempts
 4 vs. Bethune-Cookman [11/11/11]
3-Point Field Goals
 0
3-Point Field Goal Attempts
 1 vs. Bethune-Cookman [11/11/11]
Free Throws
 0
Free Throw Attempts
 0
Minutes Played
 16 vs. Bethune-Cookman [11/11/11]

MISCELLANEOUS

STETSON Record
 Double-Figure Pts 0 (0-0)
 Led team in Pts 0 (0-0)
 20+ Points 0 (0-0)
 5+ Assists 0 (0-0)
 5+ Rebounds 0 (0-0)

DIAZ CAREER STATISTICS (OVERALL)

Year	GP-GS	Min-Avg	FG-A	Pct	3FG-A	Pct	FT-A	Pct	Off-Def-Tot	Avg	PF-D	A	TO	B	S	TP	Avg
2011-12	1-0	16-16.0	3-4	.750	0-1	.000	0-0	.000	0-3-3	3.0	1-0	2	2	0	0	6	6.0
TOTAL	0-0	16-16.0	3-4	.750	0-1	.000	0-0	.000	0-3-3	3.0	1-0	2	2	0	0	6	6.0

DIAZ CAREER STATISTICS (ATLANTIC SUN ONLY)

Year	GP-GS	Min-Avg	FG-A	Pct	3FG-A	Pct	FT-A	Pct	Off-Def-Tot	Avg	PF-D	A	TO	B	S	TP	Avg
2011-12	0-0	0-0.0	0-0	.000	0-0	.000	0-0	.000	0-0-0	0.0	0-0	0	0	0	0	0	0.0
TOTAL	0-0	0-0.0	0-0	.000	0-0	.000	0-0	.000	0-0-0	0.0	0-0	0	0	0	0	0	0.0

**2****AMARA THOMPSON**

G • 6-4 • 180 • JR • TR

TUCKER, GEORGIA

TUCKER HS / UCF

THE THOMPSON FILE**PERSONAL****Full Name**

Amara Brian Okezie Thompson

Birthdate

December 6, 1988

Birth Place

Los Angeles, California

Major

Psychology

CAREER HIGHS (UCF)**Points**

3 vs. West Florida [11/12/10]

Rebounds

1 five times

Assists

1 three times

Blocks

0

Steals

0

Field Goals

1 six times

Field Goal Attempts

3 vs. Alabama State [11/27/10]

3-Point Field Goals

0

3-Point Field Goal Attempts

1 vs. Alabama State [11/27/10]

Free Throws

1 three times

Free Throw Attempts

2 three times

Minutes Played

5 three times

MISCELLANEOUS**STETSON Record**

Double-Figure Pts 0 (0-0)

Led team in Pts 0 (0-0)

20+ Points 0 (0-0)

5+ Assists 0 (0-0)

5+ Rebounds 0 (0-0)

NOTES AND INTANGIBLES


- Transferred to Stetson after spending three seasons at UCF where he saw action in 20 games after redshirting in 2008-09.
- Is expected to be eligible for the Hatters after the completion of the fall semester.
- Spent one year after high school at the IMG Academy in Bradenton, Fla., where he averaged 12.0 points and 8.0 rebounds per game.
- Helped Tucker (Ga.) HS to a Class AAA state title during his senior year, 2006-07.

2011-12 GAME-BY-GAME**THOMPSON CAREER STATISTICS (OVERALL)**

Year	GP-GS	Min-Avg	FG-A	Pct	3FG-A	Pct	FT-A	Pct	Off-Def-Tot	Avg	PF-D	A	TO	B	S	TP	Avg
2009-10	9-0	14-1.6	3-3	1.000	0-0	.000	0-0	.000	0-1-1	0.1	1-0	1	0	0	0	6	0.7
2010-11	11-0	24-2.2	4-6	.667	0-1	.000	3-6	.500	1-3-4	0.4	2-0	2	1	0	0	11	1.0
TOTAL	20-0	38-1.9	7-9	.777	0-1	.0	3-6	.500	1-4-5	.25	3-0	3	1	0	0	17	0.85

THOMPSON CAREER STATISTICS (CONFERENCE ONLY)

Year	GP-GS	Min-Avg	FG-A	Pct	3FG-A	Pct	FT-A	Pct	Off-Def-Tot	Avg	PF-D	A	TO	B	S	TP	Avg
2009-10	3-0	7-2.3	1-1	1.000	0-0	.000	0-0	.000	0-0-0	0.0	0-0	0	0	0	0	2	0.7
2010-11	2-0	1-0.5	0-0	.000	0-0	.000	0-0	.000	0-1-1	0.5	0-0	0	0	0	0	0	0.0
TOTAL	5-0	8-1.6	1-1	1.000	0-0	.000	0-0	.000	0-1-1	0.2	0-0	0	0	0	0	2	0.4



NOTES AND INTANGIBLES

- Redshirted in 2009-10 at Western Kentucky before playing the 2010-11 season at Daytona State College.
- Averaged 5.3 points and 2.9 rebounds per game as a freshman at DSC, playing in 32 games.
- Finished his prep career at Olympia HS with more than 1,000 points, 750 rebounds and 400 blocked shots.
- Helped Olympia to a 29-5 record as a senior and a runner-up finish in Class 6A.

2011-12 GAME-BY-GAME

3

WILLIE GREEN

F • 6-7 • 195 • SO • JC
 ORLANDO, FLORIDA
 OLYMPIA HS / WKU / DAYTONA ST.

THE GREEN FILE
PERSONAL

Full Name
 William Jerand Green III
Birthdate
 August 28, 1991
Birth Place
 Orlando, Florida
Major
 Sports Business

CAREER HIGHS

Points
 3 vs. Bethune-Cookman [11/11/11]
Rebounds
 1 vs. Bethune-Cookman [11/11/11]
Assists
 2 vs. Bethune-Cookman [11/11/11]
Blocks
 2 vs. Bethune-Cookman [11/11/11]
Steals
 1 vs. Bethune-Cookman [11/11/11]
Field Goals
 1 vs. Bethune-Cookman [11/11/11]
Field Goal Attempts
 3 vs. Bethune-Cookman [11/11/11]
3-Point Field Goals
 0
3-Point Field Goal Attempts
 0
Free Throws
 1 vs. Bethune-Cookman [11/11/11]
Free Throw Attempts
 2 vs. Bethune-Cookman [11/11/11]
Minutes Played
 17 vs. Bethune-Cookman [11/11/11]

MISCELLANEOUS

STETSON Record
Double-Figure Pts 0 (0-0)
Led team in Pts 0 (0-0)
20+ Points 0 (0-0)
5+ Assists 0 (0-0)
5+ Rebounds 0 (0-0)

Opponent	Date	gp	min	Total fg-pts	pct	3-Pointers fg-pts	pct	Free Throws ft-pts	pct	Rebounds off	def	tot	avg	pf	a	to	blk	stl	pts	avg
BETHUNE-COOKMAN	11/11/11	17	17	1-3	.333	0-0	.000	1-2	.500	1	0	1	1.0	0	2	3	2	1	3	3.0
Totals		0	17	1-3	.333	0-0	.000	1-2	.500	1	0	1	1.0	0	2	3	2	1	3	3.0

Games played: 1
Minutes/game: 17.0
Points/game: 3.0
FG Pct: .333
FT Pct: .500

Rebounds/game: 1.0
Assists/game: 2.0
Turnovers/game: 3.0
Assist/turnover ratio: 0.7
Steals/game: 1.0
Blocks/game: 2.0

GREEN CAREER STATISTICS (OVERALL)

Year	GP-GS	Min-Avg	FG-A	Pct	3FG-A	Pct	FT-A	Pct	Off-Def-Tot	Avg	PF-D	A	TO	B	S	TP	Avg
2011-12	1-0	17-17.0	1-3	.333	0-0	.000	1-2	.500	1-0-1	1.0	0-0	2	3	2	1	3	3.0
TOTAL	1-0	17-17.0	1-0	.333	0-0	.000	1-2	.500	1-0-1	1.0	0-0	2	3	2	1	3	3.0

GREEN CAREER STATISTICS (ATLANTIC SUN ONLY)

Year	GP-GS	Min-Avg	FG-A	Pct	3FG-A	Pct	FT-A	Pct	Off-Def-Tot	Avg	PF-D	A	TO	B	S	TP	Avg
2011-12	0-0	0-0.0	0-0	.000	0-0	.000	0-0	.000	0-0-0	0.0	0-0	0	0	0	0	0	0.0
TOTAL	0-0	0-0.0	0-0	.000	0-0	.0	0-0	.000	0-0-0	0.0	0-0	0	0	0	0	0	0.0



NOTES AND INTANGIBLES

- Played a career-high six minutes in the season-opener against Bethune-Cookman.

2011-12 GAME-BY-GAME

Opponent	Date	gp	min	Total		3-Pointers		Free Throws		Rebounds			pf	a	No	blk	stl	pts	avg	
				fg-at	pct	3fg-at	pct	ft-at	pct	off	def	tot								
BETHUNE-COOKMAN	11/11/11	6		0-0	.000	0-0	.000	0-0	.000	0	1	1	1.0	2	2	1	0	0	0	0.0
Totals		0	6	0-0	.000	0-0	.000	0-0	.000	0	1	1	1.0	2	2	1	0	0	0	0.0

Games played: 1
 Minutes/game: 6.0

Rebounds/game: 1.0
 Assists/game: 2.0
 Turnovers/game: 1.0
 Assist/turnover ratio: 2.0

4

DIEGO MORALES

G • 6-0 • 170 • JR • SQ
 ORLANDO, FLORIDA
 FREEDOM HS

THE MORALES FILE

PERSONAL

Full Name

Diego Morales

Birthdate

December 16, 1990

Birth Place

Madrid, Spain

Major

Sport Management

CAREER HIGHS

Points

4 at Florida State [12/15/10]

Rebounds

1 vs. Bethune-Cookman [11/11/11]

Assists

2 vs. Bethune-Cookman [11/11/11]

Blocks

0

Steals

0

Field Goals

1 at Florida State [12/15/10]

Field Goal Attempts

2 at Florida State [12/15/10]

3-Point Field Goals

0

3-Point Field Goal Attempts

0

Free Throws

2 at Florida State [12/15/10]

Free Throw Attempts

3 at Florida State [12/14/10]

Minutes Played

6 vs. Bethune-Cookman [11/11/11]

MISCELLANEOUS

STETSON Record

Double-Figure Pts

0 (0-0)

Led team in Pts

0 (0-0)

20+ Points

0 (0-0)

5+ Assists

0 (0-0)

5+ Rebounds

0 (0-0)

MORALES CAREER STATISTICS (OVERALL)

Year	GP-GS	Min-Avg	FG-A	Pct	3FG-A	Pct	FT-A	Pct	Off-Def-Tot	Avg	PF-D	A	TO	B	S	TP	Avg
2010-11	2-0	3-1.5	1-2	.500	0-0	.000	2-3	.667	0-0-0	0.0	0-0	0	0	0	0	4	2.0
2011-12	1-0	6-6.0	0-0	.000	0-0	.000	0-0	.000	0-1-1	1.0	2-0	2	1	0	0	0	0.0
TOTAL	3-0	9-3.0	1-2	.500	0-0	.000	2-3	.667	0-1-1	0.3	2-0	2	1	0	0	4	1.3

MORALES CAREER STATISTICS (ATLANTIC SUN)

Year	GP-GS	Min-Avg	FG-A	Pct	3FG-A	Pct	FT-A	Pct	Off-Def-Tot	Avg	PF-D	A	TO	B	S	TP	Avg
2010-11	0-0	0-0.0	0-0	.000	0-0	.000	0-0	.000	0-0-0	0.0	0-0	0	0	0	0	0	0.0
2011-12	0-0	0-0.0	0-0	.000	0-0	.000	0-0	.000	0-0-0	0.0	0-0	0	0	0	0	0	0.0
TOTAL	0-0	0-0.0	0-0	.000	0-0	.000	0-0	.000	0-0-0	0.0	0-0	0	0	0	0	0	0.0



NOTES AND INTANGIBLES

- Saw action in 30 games as a redshirt freshman, starting 16 ... Averaged 6.1 points and 2.3 rebounds per outing.
- Career high 20 points against UNF in 2010-11 came on 5-of-9 shooting, including 5-of-6 from three-point range.
- Posted his first career double-double with 12 points and 10 rebounds in the season-opening victory over Bethune-Cookman.

2011-12 GAME-BY-GAME

11

AARON GRAHAM

G • 6-4 • 185 • SO • 1L
MIRAMAR, FLORIDA
WESTMINSTER ACADEMY

THE GRAHAM FILE

PERSONAL

Full Name

Aaron Graham

Birthdate

October 21, 1991

Birth Place

Queens, New York

Major

Business Management

CAREER HIGHS

Points

20 at North Florida [12/4/10]

Rebounds

10 vs. Bethune-Cookman [11/11/11]

Assists

4, twice

Blocks

1, five times

Steals

3, three times

Field Goals

6 at Florida Gulf Coast [2/21/11]

Field Goal Attempts

13 vs. Rice [12/21/10]

3-Point Field Goals

5, twice

3-Point Field Goal Attempts

8, twice

Free Throws

5, twice

Free Throw Attempts

6, twice

Minutes Played

36 at Florida Gulf Coast [2/21/11]

MISCELLANEOUS

STETSON Record

Double-Figure Pts

8 (4-4)

Led team in Pts

3 (2-1)

20+ Points

1 (1-0)

5+ Assists

0 (0-0)

5+ Rebounds

5 (3-2)

Opponent	Date	gp	mins	Total		3-Pointers		Free Throws		Rebounds					pts		avg				
				fg	pta	fg	pta	ft	fta	off	def	tot	avg	pt	reb						
BETHUNE-COOKMAN	11/11/11	*	25	4-6	.667	3-4	.750	1-2	.500	0	10	10	10.0	3	0	4	0	2	12	12.0	
Totals			1	25	4-6	.667	3-4	.750	1-2	.500	0	10	10	10.0	3	0	4	0	2	12	12.0

Games played: 1

Minutes/game: 25.0

Points/game: 12.0

FG Pct: .667

3FG Pct: .750

FT Pct: .500

Rebounds/game: 10.0

Turnovers/game: 4.0

Steals/game: 2.0

GRAHAM CAREER STATISTICS (OVERALL)

Year	GP-GS	Min-Avg	FG-A	Pct	3FG-A	Pct	FT-A	Pct	Off-Def-Tot	Avg	PF-D	A	TO	B	S	TP	Avg
2010-11	30-16	597-19.9	58-157	.369	32-89	.360	36-46	.783	21-48-69	2.3	53-3	35	52	5	29	184	6.1
2011-12	1-1	25-25.0	4-6	.667	3-4	.750	1-2	.500	0-10-10	10.0	3-0	0	4	0	2	12	12.0
TOTAL	31-17	622-20.0	62-163	.380	35-93	.376	37-48	.771	21-58-79	2.5	56-3	35	56	5	31	196	6.3

GRAHAM CAREER STATISTICS (ATLANTIC SUN ONLY)

Year	GP-GS	Min-Avg	FG-A	Pct	3FG-A	Pct	FT-A	Pct	Off-Def-Tot	Avg	PF-D	A	TO	B	S	TP	Avg
2010-11	19-9	334-17.6	33-90	.367	19-51	.373	16-22	.727	13-24-37	1.9	30-2	26	32	5	15	101	5.3
2011-12	0-0	0-0.0	0-0	.000	0-0	.000	0-0	.000	0-0-0	0.0	0-0	0	0	0	0	0	0.0
TOTAL	19-9	334-17.6	33-90	.367	19-51	.373	16-22	.727	13-24-37	1.9	30-2	26	32	5	15	101	5.3



NOTES AND INTANGIBLES

- Has started 23 games in his career at Stetson, including 16 in Atlantic Sun Conference play.
- Scored his career-high 20 points in 47 minutes of playing time in a triple overtime game against Florida Gulf Coast.
- Missed almost two weeks of practice time during the preseason with an injury.

2011-12 GAME-BY-GAME

Opponent	Date	gp	min	Total		3-Pointers		Free Throws		Rebounds					pts	avg					
				fg	pct	3fg	pct	ft	pct	off	def	tot	avg								
BETHUNE-COCHRAN	11/11/11	*	24	3-7	.429	3-5	.600	0-0	.000	0	1	1	1.0	3	2	2	0	1	9	9.0	
Totals			1	24	3-7	.429	3-5	.600	0-0	.000	0	1	1	1.0	3	2	2	0	1	9	9.0

12

JOEL NABURGS

G • 6-4 • 200 • JR • 2L
RINGWOOD, VICTORIA, AUSTRALIA
BOX HILL SENIOR COLLEGE

THE NABURGS FILE

PERSONAL

Full Name	Joel Naburgs
Birthdate	February 22, 1990
Birth Place	Melbourne, Australia
Major	General Studies

CAREER HIGHS

Points	20 vs. Florida Gulf Coast [1/25/11]
Rebounds	9 at Wake Forest [11/12/10]
Assists	5, two times
Blocks	1, six times
Steals	4 vs. Lipscomb [1/3/11]
Field Goals	6 vs Belmont [2/18/10]
Field Goal Attempts	13 vs Florida Gulf Coast [1/25/11]
3-Point Field Goals	4 vs. Florida Gulf Coast [1/25/11]
3-Point Field Goal Attempts	12 vs. Florida Gulf Coast [1/25/11]
Free Throws	10 vs. Lipscomb [1/3/11]
Free Throw Attempts	10 vs. Lipscomb [1/3/11]
Minutes Played	47 vs. Florida Gulf Coast [1/25/11]

MISCELLANEOUS

STETSON Record

Double-Figure Pts	18 (7-11)
Led team in Pts	3 (0-3)
20+ Points	1 (0-1)
5+ Assists	2 (1-1)
5+ Rebounds	14 (3-11)

Games played: 1
Minutes/game: 24.0
Points/game: 9.0
FG Pct: 42.9
3FG Pct: 60.0


Rebounds/game: 1.0
Assists/game: 2.0
Turnovers/game: 2.0
Assist/turnover ratio: 1.0
Steals/game: 1.0

NABURGS CAREER STATISTICS (OVERALL)

Year	GP-GS	Min-Avg	FG-A	Pct	3FG-A	Pct	FT-A	Pct	Off-Def-Tot	Avg	PF-D	A	TO	B	S	TP	Avg
2009-10	28-6	561-20.0	46-126	.365	32-91	.352	26-36	.722	9-64-73	2.6	45-1	48	32	2	8	150	5.4
2010-11	31-16	871-28.1	70-203	.345	42-130	.323	60-76	.789	13-87-100	3.2	32-0	46	51	4	25	242	7.8
2011-12	1-1	24-24.0	3-7	.248	3-5	.600	0-0	.000	0-1-1	1.0	3-0	2	2	0	1	9	9.0
TOTAL	60-23	1456-24.2	119-336	.354	77-226	.341	86-112	.767	22-152-174	2.9	80-1	96	85	6	34	401	6.7

NABURGS CAREER STATISTICS (ATLANTIC SUN ONLY)

Year	GP-GS	Min-Avg	FG-A	Pct	3FG-A	Pct	FT-A	Pct	Off-Def-Tot	Avg	PF-D	A	TO	B	S	TP	Avg
2009-10	20-6	484-24.2	41-106	.387	27-76	.355	24-34	.706	8-50-58	2.9	40-1	39	27	2	8	133	6.7
2010-11	20-10	595-29.8	47-135	.348	31-93	.333	43-52	.827	8-56-64	3.2	18-0	28	27	4	21	168	8.4
2011-12	0-0	0-0.0	0-0	.000	0-0	.000	0-0	.000	0-0-0	0.0	0-0	0	0	0	0	0	0.0
TOTAL	40-16	1079-26.9	88-241	.365	58-169	.343	67-86	.779	16-106-122	3.0	58-1	67	54	6	29	301	7.5



NOTES AND INTANGIBLES

- Came to Stetson after spending one season at Stony Brook. Saw action in four games for the Seawolves, scoring two points and grabbing three rebounds.
- Redshirted during the 2009-10 season as a transfer.
- Scored in double-figures three times as a junior - against Jacksonville (11), Florida State (10) and UALR (11) - all on the road.

2011-12 GAME-BY-GAME

Opponent	Date	gp	min	Total		3-Pointers		Free Throws		Rebounds					pts	avg				
				fg	pta	at	pta	ft	pta	off	def	tot	avg	pf			a	to	blk	stl
BETHUNE-COOKMAN	11/11/11	11		1-1	1.000	0-0	.000	0-0	.000	0	2	2	2.0	2	0	3	1	0	2	2.0
Totals		0	11	1-1	1.000	0-0	.000	0-0	.000	0	2	2	2.0	2	0	3	1	0	2	2.0

Games played: 1

Minutes/game: 11.0

Points/game: 2.0

FG Pct: 100.0

Rebounds/game: 2.0

Turnovers/game: 3.0

Blocks/game: 1.0

21

JERMOL PAUL

F • 6-4 • 215 • SR • 1L
 OCOEE, FLORIDA
 DWYER HS / STONY BROOK

THE PAUL FILE

PERSONAL

Full Name

Jermol Paul

Birthdate

November 19, 1988

Birth Place

Newark, New Jersey

Major/Minor

Sport Management

CAREER HIGHS

Points

11, two times

Rebounds

4, two times

Assists

1, four times

Blocks

1 vs. Bethune-Cookman [11/11/11]

Steals

1, four times

Field Goals

5 at UALR [12/23/10]

Field Goal Attempts

7 at UALR [12/23/10]

3-Point Field Goals

1 vs Palm Beach Atlantic [11/26/10]

3-Point Field Goal Attempts

2 at Jacksonville [12/2/10]

Free Throws

7 at Jacksonville [12/2/10]

Free Throw Attempts

8, two times

Minutes Played

24 at ETSU [1/10/11]

MISCELLANEOUS

STETSON Record

Double-Figure Pts 3 (0-3)

Double-Figure Reb 0 (0-0)

Lead team in Reb 0 (0-0)

5+ Rebounds 0 (0-0)


2+ Assists 0 (0-0)

PAUL CAREER STATISTICS (OVERALL)

Year	GP-GS	Min-Avg	FG-A	Pct	3FG-A	Pct	FT-A	Pct	Off-Def-Tot	Avg	PF-D	A	TO	B	S	TP	Avg
2010-11	23-1	256-11.1	26-53	.491	1-10	.100	23-32	.719	11-15-26	1.1	37-1	4	24	0	4	76	3.3
2011-12	1-0	11-11.0	1-1	1.000	0-0	.000	0-0	.000	0-2-2	2.0	2-0	0	3	1	0	2	2.0
TOTAL	24-1	267-11.1	27-54	.500	1-10	.100	23-32	.719	11-17-28	1.2	39-1	4	27	1	4	78	3.2

PAUL CAREER STATISTICS (ATLANTIC SUN ONLY)

Year	GP-GS	Min-Avg	FG-A	Pct	3FG-A	Pct	FT-A	Pct	Off-Def-Tot	Avg	PF-D	A	TO	B	S	TP	Avg
2010-11	12-0	144-12.0	13-31	.419	0-5	.000	10-14	.714	5-9-14	1.2	24-1	3	14	0	3	36	3.0
2011-12	0-0	0-0.0	0-0	.000	0-0	.000	0-0	.000	0-0-0	0.0	0-0	0	0	0	0	0	0.0
TOTAL	12-0	144-12.0	13-31	.419	0-0	.000	10-14	.714	5-9-14	1.2	24-1	3	14	0	3	36	3.0



NOTES AND INTANGIBLES

- Opened his collegiate career by scoring in double-figures in five of his first six games as a freshman, including a 19-point effort at Florida.
- Opened his sophomore campaign in similar fashion, scoring in double figures in five of the first six games, including a 20-point effort at Wake Forest.
- Nine of the 18 times he has scored double figures has been against non-conference opposition.

2011-12 GAME-BY-GAME

Opponent	Date	gp	mins	Total		3-Pointers		Free Throws		Rebounds				pts	a	No	blk	stl	pts	avg
				fg	fga	fg	fga	ft	fta	off	def	tot	avg							
BETHUNE-COOKMAN	11/11/11	9		0-0	.000	0-0	.000	0-2	.000	0	0	0	0.0	0	1	3	0	0	0	0.0
Totals		0	9	0-0	.000	0-0	.000	0-2	.000	0	0	0	0.0	0	1	3	0	0	0	0.0

Games played: 1
 Minutes/game: 9.0
 FTPct: 0.0

Assists/game: 1.0
 Turnovers/game: 3.0
 Assist/turnover ratio: 0.3

22

TYSHAWN PATTERSON

G • 6-1 • 180 • JR • 2L
 HARTFORD, CONNECTICUT
 ORLANDO CHRISTIAN PREP

THE PATTERSON FILE PERSONAL

Full Name
 Tyshawn Patterson
Birthdate
 April 19, 1991
Birth Place
 Hartford, Connecticut
Major
 Sport Management

CAREER HIGHS

Points
 21 vs. North Florida [2/24/11]
Rebounds
 6 vs. Jacksonville [2/26/11]
Assists
 4, five times
Blocks
 1, seven times
Steals
 3, two times
Field Goals
 8 vs. Akron [12/22/10]
Field Goal Attempts
 17, two times
3-Point Field Goals
 3, six times
3-Point Field Goal Attempts
 11 vs. Florida Gulf Coast [1/25/11]
Free Throws
 8 vs. Averett [11/13/09]
Free Throw Attempts
 10 vs. Averett [11/13/10]
Minutes Played
 34 vs. Lipscomb [2/20/10]

MISCELLANEOUS

STETSON Record
Double-Figure Pts 18 (5-13)
Led team in Pts 8 (1-7)
20+ Points 4 (2-2)
5+ Assists 0 (0-0)
5+ Rebounds 3 (2-1)

PATTERSON CAREER STATISTICS (OVERALL)

Year	GP-GS	Min-Avg	FG-A	Pct	3FG-A	Pct	FT-A	Pct	Off-Def-Tot	Avg	PF-D	A	TO	B	S	TP	Avg
2009-10	29-14	586-20.2	81-213	.380	26-94	.277	55-78	.705	8-38-46	1.6	46-0	40	56	5	26	243	8.4
2010-11	25-9	483-19.3	75-171	.439	16-75	.213	41-76	.539	9-40-49	2.0	41-1	37	52	2	20	207	8.3
2011-12	1-0	9-9.0	0-0	.000	0-0	.000	0-2	.000	0-0-0	0.0	0-0	1	3	0	0	0	0.0
TOTAL	55-23	1078-19.6	156-384	.406	42-169	.248	96-156	.615	17-78-95	1.7	87-1	78	111	7	46	450	8.2

PATTERSON CAREER STATISTICS (ATLANTIC SUN ONLY)

Year	GP-GS	Min-Avg	FG-A	Pct	3FG-A	Pct	FT-A	Pct	Off-Def-Tot	Avg	PF-D	A	TO	B	S	TP	Avg
2009-10	20-9	415-20.8	51-137	.372	17-66	.258	33-50	.660	6-23-29	1.5	35-0	30	34	4	20	152	7.6
2010-11	14-5	273-19.5	36-90	.400	9-46	.196	21-36	.583	7-27-34	2.4	23-1	22	25	0	13	102	7.3
2011-12	0-0	0-0.0	0-0	.000	0-0	.000	0-0	.000	0-0-0	0.0	0-0	0	0	0	0	0	0.0
TOTAL	34-14	688-20.2	87-227	.383	26-112	.232	54-86	.628	13-50-63	1.8	58-1	52	59	4	33	254	7.5



NOTES AND INTANGIBLES

- Started the first three games of his collegiate career while at Liberty.
- Best game in his only season with the Flames came at VMI when he scored 21 points on 9-of-14 shooting from the field.
- Led the Hatters to victory in the exhibition game, scoring 19 points while dishing four assists and recording five steals.
- Tied with Adam Pegg for team-scoring lead with 14 points in the season-opener against Bethune-Cookman.

2011-12 GAME-BY-GAME

Opponent	Date	gp	mins	Total		3-Pointers		Free Throws		Rebounds				pts	stl	blk	trf	avg		
				fg-at	pct	3fg-at	pct	ft-at	pct	off	def	tot	avg							
BETHUNE-COOKMAN	11/11/11	1	35	5-11	.455	0-2	.000	4-7	.571	1	1	2	2.0	2	2	4	0	4	14	14.0
Totals		1	35	5-11	.455	0-2	.000	4-7	.571	1	1	2	2.0	2	2	4	0	4	14	14.0

23

CHRIS PEREZ

G • 6-3 • 215 • SO • TR
SANTIAGO, DOMINICAN REPUBLIC
OLDSMAR CHRISTIAN / LIBERTY

THE PEREZ FILE

PERSONAL

Full Name
Chris Perez
Birthdate
October 16, 1990
Birth Place
Santiago, Dominican Republic
Major
Elementary Education

CAREER HIGHS

Points
21 at VMI [1/2/10]
Rebounds
5, two times
Assists
4 vs. Southern Virginia [11/14/09]
Blocks
1 at Notre Dame [11/22/09]
Steals
4 vs. Bethune-Cookman [11/11/11]
Field Goals
9 at VMI [1/2/10]
Field Goal Attempts
14 at VMI [1/2/10]
3-Point Field Goals
1, 10 times
3-Point Field Goal Attempts
2, four times
Free Throws
4, three times
Free Throw Attempts
7, two times
Minutes Played
35 vs. Bethune-Cookman [11/11/11]

MISCELLANEOUS

STETSON Record
Double-Figure Pts 1 (1-0)
Led team in Pts 1 (1-0)
20+ Points 0 (0-0)
5+ Assists 0 (0-0)
5+ Rebounds 0 (0-0)

Games played: 1
Minutes/game: 35.0
Points/game: 14.0
FG Pct: .455
3FG Pct: .000
FT Pct: .571

Rebounds/game: 2.0
Assists/game: 2.0
Turnovers/game: 4.0
Assist/turnover ratio: 0.5
Steals/game: 4.0

PEREZ CAREER STATISTICS (OVERALL)

Year	GP-GS	Min-Avg	FG-A	Pct	3FG-A	Pct	FT-A	Pct	Off-Def-Tot	Avg	PF-D	A	TO	B	S	TP	Avg
2009-10 (LIB)	31-3	470-15.2	66-128	.516	10-20	.500	27-44	.614	16-35-51	1.6	41-0	22	30	1	23	169	5.5
2011-12	1-1	35-35.0	5-11	.454	0-2	.000	4-7	.571	1-1-2	2.0	2-0	2	4	0	4	14	14.0
TOTAL	32-4	505-15.8	71-139	.511	10-22	.454	31-51	.608	17-36-53	1.6	43-0	24	34	1	27	184	5.7

PEREZ CAREER STATISTICS (ATLANTIC SUN ONLY)

Year	GP-GS	Min-Avg	FG-A	Pct	3FG-A	Pct	FT-A	Pct	Off-Def-Tot	Avg	PF-D	A	TO	B	S	TP	Avg
2011-12	0-0	0-0.0	0-0	.000	0-0	.000	0-0	.000	0-0-0	0.0	0-0	0	0	0	0	0	0.0
TOTAL	0-0	0-0.0	0-0	.000	0-0	.000	0-0	.000	0-0-0	0.0	0-0	0	0	0	0	0	0.0



NOTES AND INTANGIBLES

- Has seen action in 60 games in his Stetson career, starting 10 times. Nine of his starts came during his freshman season.
- Finished his freshman year strong, averaging 4.4 points and 5.4 rebounds per outing over the final seven games of the year.
- Averaged just 8.1 minutes of playing time per game over the final 17 outings of the 2010-11 season.

2011-12 GAME-BY-GAME

Opponent	Date	gp	min	Total		3-Pointers		Free Throws		Rebounds					pts	a	No	blk	stl	pts	avg
				fg	pct	3fg	pct	ft	pct	off	def	tot	avg								
BETHUNE-COOKMAN	11/11/11	*	21	2-3	.667	0-0	.000	1-3	.333	1	7	8	8.0	5	2	1	0	0	5	5.0	
Totals			1	21	2-3	.667	0-0	.000	1-3	.333	1	7	8	8.0	5	2	1	0	5	5.0	

Games played: 1
 Minutes/game: 21.0
 Points/game: 5.0
 FG Pct: 66.7
 FT Pct: 33.3

Rebounds/game: 8.0
 Assists/game: 2.0
 Turnovers/game: 1.0
 Assist/Turnover ratio: 2.0

24

LIAM McINERNEY

F/C • 6-9 • 235 • JR • 2L
 PORT CAMPBELL, VICTORIA,
 AUSTRALIA

BALLARAT & CLARENDON COLLEGE

THE McINERNEY FILE

PERSONAL

Full Name

Liam McInerney

Birthdate

May 24, 1990

Birth Place

Melbourne, Australia

Major

Integrative Health Science

CAREER HIGHS

Points

9 at North Florida [2/11/10]

Rebounds

9 vs. Lipscomb [2/20/10]

Assists

3 vs. Savannah State [11/30/10]

Blocks

2, three times

Steals

2, three times

Field Goals

4, two times

Field Goal Attempts

7 at Jacksonville [2/13/10]

3-Point Field Goals

1 vs. UALR [12/23/10]

3-Point Field Goal Attempts

3, two times

Free Throws

4 vs. Jacksonville [1/8/10]

Free Throw Attempts

6 vs. Florida Gulf Coast [12/29/09]

Minutes Played

29 at North Florida [2/11/10]

MISCELLANEOUS

STETSON Record

Double-Figure Pts 0 (0-0)

Led team in Pts 0 (0-0)

20+ Points 0 (0-0)

5+ Blocks 0 (0-0)

5+ Rebounds 10 (5-5)

McINERNEY CAREER STATISTICS (OVERALL)

Year	GP-GS	Min-Avg	FG-A	Pct	3FG-A	Pct	FT-A	Pct	Off-Def-Tot	Avg	PF-D	A	TO	B	S	TP	Avg
2009-10	28-9	434-15.5	37-75	.493	0-2	.000	14-26	.538	40-56-96	3.4	45-0	12	13	9	8	88	3.1
2010-11	31-0	386-12.5	10-50	.200	1-22	.045	6-12	.500	24-36-60	1.9	49-2	12	18	7	11	27	0.9
2011-12	1-1	21-21.0	2-3	.667	0-0	.000	1-3	.333	1-7-8	8.0	5-1	2	1	0	0	5	5.0
TOTAL	60-10	841-14.0	49-128	.383	1-24	.041	21-41	.512	65-93-164	2.7	99-3	26	32	16	19	120	2.0

McINERNEY CAREER STATISTICS (ATLANTIC SUN ONLY)

Year	GP-GS	Min-Avg	FG-A	Pct	3FG-A	Pct	FT-A	Pct	Off-Def-Tot	Avg	PF-D	A	TO	B	S	TP	Avg
2009-10	20-8	359-18.0	30-63	.476	0-2	.000	12-22	.545	35-47-82	4.1	35-0	11	11	9	5	72	3.6
2010-11	20-0	200-10.0	4-29	.138	0-11	.000	2-4	.500	11-15-26	1.3	25-1	4	9	6	2	10	0.5
2011-12	0-0	0-0.0	0-0	.000	0-0	.000	0-0	.000	0-0-0	0.0	0-0	0	0	0	0	0	0.0
TOTAL	40-8	559-13.9	34-92	.369	0-13	.000	14-26	.538	46-62-108	2.7	60-1	15	20	15	7	82	2.0



NOTES AND INTANGIBLES

- Sat out the 2010-11 season as a transfer from the University of Delaware, where he played in 62 games, starting 14, over two seasons.
- Opened his Stetson career by tying for team lead with 14 points in victory over Bethune-Cookman.

2011-12 GAME-BY-GAME

Opponent	Date	gp	mins	Total		3-Pointers		Free Throws		Rebounds					pts	avg				
				fg	act	fg	act	ft	act	off	def	tot	avg	pf	ft	blk	stl	pts	avg	
BETHUNE-COOKMAN	11/11/11	*	29	4-7	.571	0-0	.000	6-8	.750	1	4	5	5.0	4	1	5	0	0	14	14.0
Totals		1	29	4-7	.571	0-0	.000	6-8	.750	1	4	5	5.0	4	1	5	0	0	14	14.0

Games played: 1
 Minutes/game: 29.0
 Points/game: 14.0
 FG Pct: 57.1
 FT Pct: 75.0

Rebounds/game: 5.0
 Assists/game: 1.0
 Turnovers/game: 5.0
 Assist/turnover ratio: 0.2

41

ADAM PEGG

C • 6-9 • 260 • JR • TR
 CLEARWATER, FLORIDA
 OLDSMAR CHRISTIAN HS
 UNIVERSITY OF DELAWARE

THE PEGG FILE

PERSONAL

Full Name
Adam Gregory Pegg
Birthdate
September 8, 1989
Birth Place
Pittsburgh, Pennsylvania
Major
Integrative Health Science

CAREER HIGHS

Points
14, two times
Rebounds
7, two times
Assists
1, 22 times
Blocks
2, three times
Steals
1, six times
Field Goals
6 at Towson [2/27/10]
Field Goal Attempts
11 at George Mason [1/27/10]
3-Point Field Goals
None
3-Point Field Goal Attempts
1 at Penn [11/21/09]
Free Throws
6 vs. Bethune-Cookman [11/11/11]
Free Throw Attempts
8 vs. Bethune-Cookman [11/11/11]
Minutes Played
33, two times

MISCELLANEOUS

STETSON Record
Double-Figure Pts 1 (1-0)
Led team in Pts 1 (1-0)
Double-Figure Reb 0 (0-0)
5+ Reb 1 (1-0)
2+ Blocks 0 (0-0)

PEGG CAREER STATISTICS (OVERALL)

Year	GP-GS	Min-Avg	FG-A	Pct	3FG-A	Pct	FT-A	Pct	Off-Def-Tot	Avg	PF-D	A	TO	B	S	TP	Avg
2008-09 (UD)	32-0	318-9.9	21-52	.404	0-0	.000	9-13	.692	14-37-51	1.6	47-0	7	18	6	2	51	1.6
2009-10 (UD)	30-14	542-18.1	62-133	.466	0-1	.000	27-35	.771	26-53-79	2.6	67-0	14	28	9	4	151	5.0
2011-12	1-1	29-29.0	4-7	.571	0-0	.000	6-8	.750	1-4-5	5.0	4-0	1	5	0	0	14	14.0
TOTAL	63-15	889-14.1	87-192	.453	0-1	.000	42-56	.750	41-94-135	2.1	118-0	22	51	15	6	216	3.4

PEGG CAREER STATISTICS (ATLANTIC SUN ONLY)

Year	GP-GS	Min-Avg	FG-A	Pct	3FG-A	Pct	FT-A	Pct	Off-Def-Tot	Avg	PF-D	A	TO	B	S	TP	Avg
2011-12	0-0	0-0.0	0-0	.000	0-0	.000	0-0	.000	0-0-0	0.0	0-0	0	0	0	0	0	0.0
TOTAL	0-0	0-0.0	0-0	.000	0-0	.000	0-0	.000	0-0-0	0.0	0-0	0	0	0	0	0	0.0

RECORD:	OVERALL	HOME	AWAY	NEUTRAL
ALL GAMES	1-0	1-0	0-0	0-0
CONFERENCE	0-0	0-0	0-0	0-0
NON-CONFERENCE	1-0	1-0	0-0	0-0

#	Player	gp-gs	min	avg	Total		3-Point		F-Throw		Rebounds				pf	dq	a	to	blk	stl	pts	avg	
					fg-fga	fg%	3fg-fga	3fg%	ft-fa	ft%	off	def	tot	avg									
41	Adam Pegg	1-1	29	29.0	4-7	.571	0-0	.000	6-8	.750	1	4	5	5.0	4	0	1	5	0	0	14	14.0	
23	Chris Perez	1-1	35	35.0	5-11	.455	0-2	.000	4-7	.571	1	1	2	2.0	2	0	2	4	0	4	14	14.0	
11	Aaron Graham	1-1	25	25.0	4-6	.667	3-4	.750	1-2	.500	0	10	10	10.0	3	0	0	4	0	2	12	12.0	
12	Joel Naburgs	1-1	24	24.0	3-7	.429	3-5	.600	0-0	.000	0	1	1	1.0	3	0	2	2	0	1	9	9.0	
01	Dennis Diaz	1-0	16	16.0	3-4	.750	0-1	.000	0-0	.000	0	3	3	3.0	1	0	2	2	0	0	6	6.0	
24	Liam McInerney	1-1	21	21.0	2-3	.667	0-0	.000	1-3	.333	1	7	8	8.0	5	1	2	1	0	0	5	5.0	
03	Willie Green	1-0	17	17.0	1-3	.333	0-0	.000	1-2	.500	1	0	1	1.0	0	0	2	3	2	1	3	3.0	
21	Jermol Paul	1-0	11	11.0	1-1	1.000	0-0	.000	0-0	.000	0	2	2	2.0	2	0	0	3	1	0	2	2.0	
33	J.R. Weston	1-0	7	7.0	0-0	.000	0-0	.000	0-0	.000	0	0	0	0.0	1	0	1	1	1	0	0	0.0	
04	Diego Morales	1-0	6	6.0	0-0	.000	0-0	.000	0-0	.000	0	1	1	1.0	2	0	2	1	0	0	0	0.0	
22	Tyshawn Patterson	1-0	9	9.0	0-0	.000	0-0	.000	0-2	.000	0	0	0	0.0	0	0	1	3	0	0	0	0.0	
Team												2		1		3							
Total.....		1	200	23-42	.548	6-12	.500	13-24	.542	6	30	36	36.0	23	1	15	29	4	8	65	65.0		
Opponents.....		1	200	19-73	.260	4-19	.211	18-25	.720	27	20	47	47.0	23	-	6	19	2	16	60	60.0		

TEAM STATISTICS	STETSON	OPP
SCORING	65	60
Points per game	65.0	60.0
Scoring margin	+5.0	-
FIELD GOALS-ATT	23-42	19-73
Field goal pct	.548	.260
3 POINT FG-ATT	6-12	4-19
3-point FG pct	.500	.211
3-pt FG made per game	6.0	4.0
FREE THROWS-ATT	13-24	18-25
Free throw pct	.542	.720
F-Throws made per game	13.0	18.0
REBOUNDS	36	47
Rebounds per game	36.0	47.0
Rebounding margin	-11.0	-
ASSISTS	15	6
Assists per game	15.0	6.0
TURNOVERS	29	19
Turnovers per game	29.0	19.0
Turnover margin	-10.0	-
Assist/turnover ratio	0.5	0.3
STEALS	8	16
Steals per game	8.0	16.0
BLOCKS	4	2
Blocks per game	4.0	2.0
ATTENDANCE	1241	0
Home games-Avg/Game	1-1241	0-0
Neutral site-Avg/Game	-	0-0

Score by Periods	1st	2nd	Totals
Stetson	30	35	65
Opponents	31	29	60

Date	Opponent	Score	Att.
11/11/11	BETHUNE-COOKMAN	w 65-60	1241

* - Conference game

MISCELLANEOUS STATISTICS

RECORD BY STARTING LINEUP

Perez (g), Graham (g), Naburgs (g), McInerney (f), Pegg (c) 1-0

DOUBLE-FIGURE GAMES

POINTS	REBOUNDS
Graham 1	Graham 1
Pegg 1	
Perez 1	

DOUBLE-DOUBLES

Graham 1

RECORD WHEN...

	ALL	A-SUN
Leading or tied at halftime:	0-0	0-0
Trailing at halftime:	1-0	0-0
Shoot 50 percent or higher:	1-0	0-0
Shoot less than 50 percent:	0-0	0-0
Shoot higher percentage than opp.:	1-0	0-0
Shoot lower percentage than opp.:	0-0	0-0
Opp. shoot less than 50 percent:	1-0	0-0
Opp. shoot 50 percent or higher:	0-0	0-0
Score fewer than 60 points:	0-0	0-0
Score 60-plus points:	1-0	0-0
Score 70-plus points:	0-0	0-0
Score 80-plus points:	0-0	0-0
Score 90-plus points:	0-0	0-0
Score 100-plus points:	0-0	0-0
More rebounds than opp.:	0-0	0-0
Equal/fewer rebounds than opp.:	1-0	0-0
40+ rebounds:	0-0	0-0
Fewer than 40 rebounds:	1-0	0-0
Fewer turnovers than opp.:	0-0	0-0
Equal/more turnovers than opp.:	1-0	0-0
Games decided by 5 points or fewer:	1-0	0-0
Overtime games:	0-0	0-0
Televised games:	0-0	0-0
Games vs. ranked opp.:	0-0	0-0
Games following loss:	0-0	0-0
Games following win:	0-0	0-0
More points in paint than opp.:	1-0	0-0
Equal/fewer points in paint than opp.:	0-0	0-0
More points off TO than opp.:	0-0	0-0
Equal/fewer points off TO than opp.:	1-0	0-0
More bench points than opp.:	0-0	0-0
Equal/fewer bench points than opp.:	1-0	0-0
More 2nd chance points than opp.:	0-0	0-0
Equal/fewer 2nd-ch. pts. than opp.:	1-0	0-0
Playing in November:	1-0	0-0
Playing in December:	0-0	0-0
Playing in January:	0-0	0-0
Playing in February:	0-0	0-0
Playing in March:	0-0	0-0