

“
TELL
THEM
WE
ARE
RISING
”



YOU CAN GET ANYWHERE FROM HERE



SAVANNAH
STATE UNIVERSITY

Established in 1890, Savannah State University is the oldest public Historically Black College and University (HBCU) in Georgia and the first institution of higher learning in the city of Savannah. Students select majors from 30 undergraduate and five graduate programs in four colleges — Business Administration, Education, Liberal Arts and Social Sciences, and Sciences and Technology.

Enroll Today!
Savannahstate.edu



@SavannahState

2022 Results/2023 Schedule.....2

Quick Facts.....3

Outlook.....4-5

Preseason Roster.....7-9

Recruiting Roster.....10

Top Returners.....11-14

Head Coach.....16

Coaching Staff.....17

Interim President.....18

Director of Athletics.....19

Tiger Tale.....21

Theodore A. Wright Stadium.....22

Shannon Sharpe.....23

2022 Statistics | Combined.....25

2022 Statistics | Defense.....26

2022 Statistics | Individual27

2022 Statistics | Team28

2022 Statistics | GBG.....29

Record Book.....31-48

Media Guide Credits:

Design/Content/Words.....Joshua Peacock
 Editor.....Opio Mashariki
 Photography.....Sarah Peacock
 Photography.....Stephen B. Morton

Cover Credits:


Quote.....Richard R. Wright, Savannah State's First President
 Photo:Jadon Adams vs. Lane College








2022


5-5 Overall | 3-4 SIAC | 2-3 Home | 2-2 Away | 1-0 Neutral


- 


 Sept. 3
vs. Southeastern
L, 14-34
- 


 Sept. 10
at Edward Waters
W, 31-28
- 


 Sept. 15
at Benedict
L, 6-24
- 


 Sept. 24
at Morehouse
W, 15-3
- 

 Oct. 2
vs. Kentucky State
L, 13-28
- 

 Oct. 8
vs. VUL
W, 28-14
- 

 Oct. 15
at Clark Atlanta
L, 12-21
- 

 Oct. 22
vs. Albany State
L, 20-31
- 

 Oct. 29
vs. Fort Valley
W, 28-24
- 

 Nov. 5
vs. Lane
W, 44-38



2023

- 

 Sept. 2 | Lakeland, Fla.
at Southeastern
7 p.m.
- 


 Sept. 9 | Daytona Beach, Fla.
at Bethune-Cookman
TBA
- 

 Sept. 16 | Savannah, Ga.
vs. Clark Atlanta
6 p.m.
- 

 Sept. 23 | Brunswick, Ga.
at Albany State
3 p.m.
- 

 Sept. 30 | Savannah, Ga.
vs. Edward Waters
6 p.m.
- 

 Oct. 7 | Fort Valley, Ga.
at Fort Valley
6 p.m.
- 

 Oct. 14 | Wilberforce, Ohio
at Central State
6 p.m.
- 

 Oct. 21 | Savannah, Ga.
vs. Tuskegee
3 p.m.
- 

 Oct. 28 | Savannah, Ga.
vs. Benedict
3 p.m.
- 

 Nov. 4 | Jackson, Tenn.
at Lane
2 p.m.

**GENERAL INFORMATION**

Location:	Savannah, Ga.
Enrollment:	2,400
Founded:	1890
Nickname:	Tigers
Colors:	Burnt Orange and Reflex Blue
Affiliation:	NCAA Division II
Conference:	Southern Intercollegiate Athletics Conference (SIAC)
Interim President:	Cynthia Robinson Alexander
Alma Mater:	Boston University
Athletics Director:	Opio Mashariki
Alma Mater:	Bethune-Cookman University

FACILITY INFORMATION

Stadium:	Theodore A. Wright Stadium
Capacity:	8,500
Surface:	Field Turf
Press Box Phone:	(912) 358-3454
Athletic Office Phone:	(912) 358-3449
Ticket Office Phone:	(912) 358-3449

HISTORY

First Year of Football:	1902
All-Time Overall Record (Since 1915):	294-493-29
All-Time SAAC Record (1935-1942):	19-17-5
SAAC Championships:	1 (1938)
All-Time SEAC Record (1947-1968):	62-108-10
SEAC Championships:	3 (1950, 1956, 1967)
SIAC Record (1968-2000):	111-118-1
SIAC Record (2019-Present):	15-6
SIAC Championships:	1 (1972)
All-Time MEAC Record: (2011-2018)	10-62
MEAC Championships:	0
National Championships:	0
Division Affiliation:	
1952-1973:	NAIA
1973-1981:	NCAA Division III
1981-2000:	NCAA Division II
2000-2020:	NCAA Division I
2019-Present:	NCAA Division II

TEAM INFORMATION

Basic Offense:	Multiple/RPO
Basic Defense:	Multiple
2022 Record:	5-5
2022 Conference Record:	3-4
2022 Record on the Road:	2-2
2022 Record at Home:	2-3
2022 Record at Neutral:	1-0

Letterwinners Returning/Lost

Total:	58/41
Starters:	26/16
Defense:	30/13
Offense:	27/26
Specialist:	1/2
Total Newcomers:	52
Newcomers Offense:	27
Newcomers Defense:	23
Newcomers Specialist:	2

2023 SCHEDULE

<u>Date</u>	<u>Opponent/Location</u>	<u>Overall Series</u>
Sept. 2	at Southeastern Univ./Lakeland, Fla.	0-1
Sept. 9	at Bethune-Cookman/Daytona Beach, Fla.	9-40-2
Sept. 16	vs. Clark Atlanta/Savannah, Ga.*	27-19-1
Sept. 23	at Albany State/Brunswick, Ga.*	18-44-2
Sept. 30	vs. Edward Waters/Savannah, Ga.*	12-13-4
Oct. 7	at Fort Valley State/Fort Valley, Ga.*	15-36-4
Oct. 14	at Central State/Wilberforce, Ohio*	0-1
Oct. 21	vs. Tuskegee/Savannah, Ga.*#	7-13
Oct. 28	vs. Benedict/Savannah, Ga.*	4-13
Nov. 4	at Lane College/Jackson, Tenn.*	14-1

* = SIAC | # = Homecoming

MEDIA RELATIONS

Assistant Athletics Director Media Relations:	TBD
Office:	(912) 358-3454

DIGITAL COVERAGE

Web:	www.ssuathletics.com
Social Media:	@SavStateTigers
Hashtags:	#HailSSU #SSU

COACHING STAFF

Head Coach:	Aaron Kelton
Alma Mater:	Springfield College, '92
Career Record (Years):	29-54 (10th Season)
Record @ SSU (Years):	5-5 (Second Season)
Best Time to Reach:	Contact Media Relations

Johnson "Jeep" Hunter	Assist. Head Coach/Co-Defensive Co.
Nick Trist	Quarterbacks
Chris Shultz	Defensive Line/Specialists
TBA	Offensive Line
Jordan Hopgood, Sr.	Running Backs
Paul Grubestic	Wide Receivers
Randall Moss	Defensive Assistant
Derry Pinkston	Offensive Assistant



STABILITY & DIRECTION

Savannah State Football Slides Comfortably Into New Era

Last year, the 120th year of football at Savannah State, Aaron Kelton took over a program on the rise.

The 5-5 record in 2022 was not shiny and the drop from the previous 7-3 and 8-2 seasons was palpable.

Since returning to NCAA Division II and the Southern Intercollegiate Athletic Conference (SIAC) in 2019, Savannah State has showed a level of dominance that hasn't been seen on the campus since Shannon Sharpe was dancing in the end-zone at Theodore A. Wright Stadium.

Coaching changes have long plagued the Savannah State football program. Over the last 23 years since legendary coach Bill Davis passed, there have been 10 shifts in the head coaching position with no coach lasting more than three seasons.

But last year, a new era began. One of stability and direction.

Last season wasn't a losing year. In

fact, the Tigers finished the season with two major wins over conference opponents that most gamblers would have bet against.

Kelton found his groove by the end with a team he inherited from a winning coach who absconded for the big lights of NCAA Division I.

And now, Kelton has his crew in place. He's had over a year to install his program, his philosophy, and his direction.

Returning to the gridiron this season are a slew of veterans. Nearly every position will have a someone in it who saw action last season. And on the sidelines, over 30 new recruits will be donning the blue and orange for the first time.

As college football goes, some of the the players lost to graduation or the portal will hurt, but there is always a young gun hungry and waiting for their chance.

Savannah State football had a good off-season. A solid spring, according to Kelton. The big Tigers are ready to eat,

again. And they have a tall order ahead of them—another tough schedule handed down from the almighty conference gods.

The addition of new schools to the SIAC (Allen and Edward Waters) and the unwillingness of schools in the 470 area code to shift to a west division, forced the conference to eliminate divisions all together.

This year, teams are playing for the top two spots, period. No divisional winners. Just your conference record with murky rules for tie-breakers.

The Tigers will strap up for a tough run with a host of veteran juniors and seniors. Kelton wants to see a balanced offense this year. Helping to guide that offense will be Nick Trist.

Last year, Trist ran the quarterbacks and played backup to John Roberts. Roberts left in the off-season for a job in his native California—the only coaching change for the Tigers this year. Trist will be entrusted with a solid group ready for



the challenge of 2023.

Leading that pack will be returning quarterback Jadon Adams. Last year, Adams began the season on the bench, as the third string play-caller. But in the opening game of the season, he made his debut and it was noticeable.

Adams scored the only touchdown against Southeastern and solidified his role as the starter. By the end of the season, he led the rushing and passing stats, securing his job as the quarterback into his redshirt-sophomore season.

Helping to establish the balance on offense will be running back Shamarcus Poole, who topped the stats last year and returns for what will probably be a stand-out junior year. A stellar receiving core of Da'Shun Mitchell, Randy Scott, DaMarion Colbert, and Brent Carr will be prime targets for Adams this year as well as the Tigers look to toss up more passes than they have in the run-heavy offense of the last three years.

The Tiger offense will get a boost from NCAA Division I running back AJ Brown, who transferred to Savannah State this season as a graduate student after finishing his undergrad at Georgia Southern last year.



Player losses on the SSU defense will hurt the most this year. Gone is top defensive back Makenly Newbill, who both graduated and transferred out, and top defender Jordan Clark. The Tigers lost several offensive lineman to graduation. But they also picked up 12 new lineman to fill those gaps.

Key returners on defense are Tavare Brewton (LB), Deon Bell (CB), Elijah Norwood (CB) and Nathaniel Chisholm (DL), all of whom had standout years in 2022.

Special teams will get a boost with the return of kicker/punter Kenneth Lockhart, who missed last year due to injury.

In 2021, Lockhart was the No. 1 kicker/punter in the SIAC. The Tigers struggled on special teams last year. Lockhart's return will undoubtedly be a positive impact.

Savannah State opens the season with back-to-back road trips to Florida against tough opponents. They face Southeastern University to open the season—who handed Kelton a tough loss in his first game last year—and then travel to play old NCAA Division I rivals Bethune-Cookman.

SSU and Cookman faced off for years as members of the Mid-Eastern Athletic Conference (MEAC) and for years before that as NCAA Division II and III mem-

bers. They have met on the field of battle 50 times before, dating back to 1925.

Savannah State plays their first home game on Sept. 16 against SIAC foe Clark Atlanta. After two years of dominating the Panthers, the Atlanta team got their revenge last year, handing SSU a tough loss.

In late September, Savannah State takes on Albany State in the inaugural Coastal City HBCU Classic in Brunswick, Georgia. Albany State has become a perennial power in the SIAC and a thorn in SSU's side the last two seasons.

The Albany State game opens a run of tough conference dates against Edward Waters, and Fort Valley State.

Then comes a long trip to Wilberforce, Ohio in mid-October to face Central State before returning home for back-to-back games against last year's top two teams, Tuskegee and Benedict—both of which finished 7-0 in conference last year.

SSU closes out the year on the road against Lane College in early November.

It's going to be a tall order to reach the 2023 SIAC Football Championship Game this season, with new rules and a tough schedule in place.

But it's a ride the 2023 Tigers are primed to make now that they have stability in the coaching position and a host of solid returners ready to battle.



Photos: Opposite, 1978 Tigers. Top Right, Coach Kelton, Makenly Newbill; Bottom Left, Jadon Adams



THE TEAM



<i>No.</i>	<i>Name</i>	<i>Pos.</i>	<i>Ht.</i>	<i>Wt.</i>	<i>Cl.</i>	<i>Hometown/Previous School/High School</i>
1	Shamarcus Poole	RB	5-7	175	Jr.	Sandersville, Ga.//Washington County HS
3	Elwin Smith	S	6-4	190	Sr.	Augusta, Ga.//Grovetown HS
5	Randy Scott	WR	5-10	170	Jr.	Savannah, Ga.//Effingham Co. HS
7	Jordan Grant	RB	5-9	200	Sr.	Savannah, Ga.//Savannah Christian
7	Ahlik Booker	DB	5-10	167	So.	New York, N.Y.//Jonesboro HS
8	Brent Carr	WR	6-3	210	Sr.	Warner Robins, Ga.//West Laurens HS
9	Jadon Adams	QB	6-3	195	R-So.	Savannah, Ga.//Islands HS
9	Keion Bryant	DB	6-0	175	So.	Fayetteville, Ga./Fayette Co. HS
9	Jayden Jones	DB	6-1	195	Fr.	Savannah, Ga.//S.C. Johnson HS
10	Deon Bell	CB	6-0	205	Sr.	Savannah, Ga.//Pierce Co. HS
10	Austin Williams	QB	6-1	180	So.	Fayetteville, Ga.//Whitewater HS
11	Julian Roberts	TE	6-3	230	Sr.	Savannah, Ga.//Memorial Day School
12	Xavion Hayes	RB	6-1	200	Fr.	Lexington, N.C.//North Davidson HS
13	Walter Nelson	LB	6-0	210	Jr.	Hinesville, Ga.//Glenville State College/Gwinn Park HS
14	Jameson Petitford	DB	5-11	185	R-So.	Augusta, Ga./Point University/West Side HS
15	DaMarion Colbert	WR	6-2	202	Jr.	Thomaston, Ga.//Upson Lee HS
16	Christian Burks	QB	6-0	185	So.	Bremen, Ga./Bremen HS
16	Kieseane Brown	DB	6-1	203	Fr.	Miami, Fla.//Dr. Michele M. Krop HS
16	Jaylen Patterson	QB	6-1	185	Fr.	Caldwell, N.C.//West Caldwell HS
17	Da'Shun Mitchell	WR	6-3	208	Jr.	Inman, S.C.//Chapman HS
18	Josh Dorsainvil	ATH	6-5	230	Jr.	Jacksonville, Fla./Ridgeview HS
19	DreShawn Dawkins	DB	6-0	175	Jr.	Jacksonville, Fla.//Trinity Christian Academy
20	Elijah Norwood	CB	5-10	175	Sr.	Valdosta, Ga.//Valdosta HS
22	Malik Flemming	DB	6-0	170	Jr.	Pompano Beach, Fla.//Hallandale HS
23	Amiri Johnson	LB	6-1	215	Jr.	Atlanta, Ga.//Benjamin E. Mays HS
25	Christopher Murray	CB	5-10	170	R-So.	Augusta, Ga.//Academy of Richmond Co.
26	Uchenna Nwoha	LB	6-0	210	So.	Atlanta, Ga.//South Cobb HS
27	Kenneth Lockhart	K/P	6-0	195	Sr.	Hinesville, Ga.//Bradwell Institute
28	Gary Davis	LB	5-11	210	So.	Cairo, Ga //Cairo HS
29	Deandre Creary	DB	6-5	190	So.	Marietta, Ga./Kell HS
30	Jatavion Williams	RB	5-10	210	R-Jr.	Macon, Ga.//Central HS
31	Jarius Jackson	CB	6-3	185	R-Sr.	Marietta, Ga.//Lane College
32	Joseph Hampton	RB	5-9	180	So.	Evans, Ga.//Evans HS
32	Chris Brabham	DB	5-11	165	Fr.	North Charleston, S.C.//Fort Dorchester HS
33	Kajani Clarington	DB	6-1	170	Fr.	McDonough, Ga.//Union Grove HS
33	TyRique Mingle	WR	6-0	193	R-Jr.	Statesboro, Ga./Albany St/Bullock Academy
34	KeShon Leggett	DB				
35	Lexington Matthews	P/K	6-4	200	Fr.	McDonough, Ga.//Union Grove HS
37	Jacquez Kincy	QB	5-9	150	So.	Alamo, Ga.//Wheeler Co. HS
38	Jalen Leonard	WR	5-10	160	R-So.	Murrieta, Calif./Grambling State/Linfield Christian HS
40	Anthony Gaskin	LB	6-1	190	So.	Douglas, Ga./Coffee HS

No.	Name	Pos.	Ht.	Wt.	Cl.	Hometown/Previous School/High School
41	Christian Hampton	DL	6-0	231	So.	Brunswick, Ga.//Brunswick HS
42	Kelvin Drummond	DE	6-1	260	Jr.	Savannah, Ga.//Windsor Forrest
43	Quavien Bell	TE	5-10	230	Jr.	Blackshear, Ga.//Pierce Co. HS
44	Jalil Calhoun	TE	6-4	215	Fr.	Savannah, Ga.//Bethesda Academy
45	Cayden Buchanan	DL	6-4	215	Fr.	Columbia, Tenn.//Spring Hill HS
45	Hensley Parks	DL	6-5	230	Fr.	Columbia, S.C.//Spring Valley HS
47	Kevin Stokes Jr.	DB	6-0	175	Fr.	Jacksonville, Fla.//Jean Ribault HS
48	Tavare Brewton	LB	6-2	230	So.	Savannah, Ga.//Islands HS
49	Jonathan Glover	DL	6-3	250	Sr.	Albany, Ga.//Westover HS
50	Nicholas Davis	LB	6-2	200	Fr.	Lithonia, Ga.//Arabia Mountain HS
51	Ameer Phillips	LB	6-2	210	So.	Savannah, Ga.//Alfred E. Beach HS
52	Nathaniel Chisholm	DL	6-1	265	R-So.	Savannah, Ga.//Islands HS
54	Xavier Esqueillen	DL	6-2	240	Fr.	Charlotte, N.C.//Ardrey Kell HS
55	Kyle Frazier	OL	6-3	300	Jr.	Augusta, Ga.//Glenn Hills HS
56	Jalin Fields	DL	6-1	285	Fr.	Ashford, Ala.//Ashford HS
57	Bryce Favors	OL	6-4	275	Fr.	Stone Mountain, Ga.//Stephenson HS
57	Isaiah Hunter	DL	6-0	270	Fr.	Florence, S.C.//West Florence HS
58	Cameron Leonard	LB	5-10	225	So.	Atlanta, Ga.//Jonesboro HS
59	Riyon Adams	OL	6-1	300	Jr.	Vidalia, Ga.//Vidalia HS
60	Dominic Kellings	OL	6-3	280	Fr.	Jonesboro, Ga.//Jonesboro HS
61	Steven Wakefield	OL	6-2	280	Jr.	Athens, Ga.//Cedar Shoals HS
62	Jamar Walker	DL	6-0	250	Fr.	Irmo, S.C./Los Angeles Valley College/Dutch Fork HS
63	Kason Hodges	OL	5-11	275	So.	Americus, Ga.//Sumter Co. HS
64	Christian Hubbard	OL	6-1	300	So.	Richmond Hill, Ga./Richmond Hill HS
65	Kamren Bing	DL	6-3	315	So.	Savannah, Ga.//New Hampstead Hs
66	Xavier Lloyd	OL	6-2	300	Fr.	Durham, N.C.//Palmetto Prep
66	Trey Samuel	OL	6-0	315	Jr.	Columbia, S.C.//Gray Collegiate Academy
67	Kyle Cartwright	OL	6-2	265	So.	Reidsville, Ga./Tattnall Co. HS
68	Darion Owens	OL	6-3	280	Fr.	Hawthorne, Fla.//Hawthorne HS
69	Amarion Brown	OL	6-3	315	Fr.	Eustis, Fla.//Eustis HS
71	Keshaun Palmore	OL	6-0	260	Fr.	Moultrie, Ga.//Colquitt Co. HS
74	Anthony Verba	OL	6-3	310	So.	Roseville, Calif./American River College/Oakmont HS
76	Nicolas Garcia	OL	6-4	315	Fr.	Miami, Fla.//Dr. Michele M. Krop HS
77	Mark Robinson	OL	6-6	330	Fr.	Longwood, Fla.//Lyman HS
82	Khristian Clark	TE	6-3	225	So.	Statesboro, Ga.//Southeast Bulloch HS
83	Jeremiah Wilson	WR	5-11	165	Fr.	Miramar, Fla.//Miramar HS
84	Khiry Wallace	WR	6-3	180	So.	Springfield, Ga.//Effingham Co. HS
85	Isaiah Austin	TE	6-1	247	Fr.	Dublin, Ga.//West Laurens HS
86	Jarrood "PJ" Wright	TE	6-5	205	Jr.	Wrightsville, Ga.//Johnson Co. HS
87	Matthew Mobley	WR	5-11	155	So.	Reidsville, Ga./Tattnall Co. HS
88	Elijah Stephens	RB	5-9	155	So.	Ashburn, Ga.//Turner Co.HS
90	Tony Rountree, Jr.	DT	6-4	320	Jr.	Augusta, Ga.//T.W. Josey HS



No.	Name	Pos.	Ht.	Wt.	Cl.	Hometown/Previous School/High School
91	Julius Gomes	DL	6-1	286	So.	Mobile, Ala.//Bencrain HS
92	Michael Becton	P/K	5-11	185	Fr.	Savannah, Ga.//Jenkins HS
94	Josh Shephard	DL	6-0	282	Jr.	Lagrange, Ga./Univ. West Georgia/Sound Doctrine HS
95	Justin Gilbert	DE	6-4	230	Jr.	Cobb County, Ga.//Allatoona HS
96	Niles Johnson	DL	6-3	280	So.	Jacksonville, Fla.//Trinity Christian
97	Pearce Brown	DL	5-11	260	Jr.	Atlanta, Ga.// Riverdale HS
98	William Jones	DL	6-3	230	So.	Darien, Ga.//McIntosh Co. HS
99	Derrick Clarke	DL				
	Alie "AJ" Brown	RB	5-7	175	Gr.	Grovetown, Ga./Georgia Southern/Harlem HS
	Jason Cobb	WR				
	Garvin Douglas	QB				
	Samari Dowdy	RB				
	Terrance Mathis Jr.	WR	5-8	160	Jr.	Suwanee, Ga./Charleston Southern/Lambert HS
	Timothy Randolph	OL/DL				
	Aaron Roberts	WR	6-2	180	Fr.	Atlanta, Ga./Westlake HS
	Jalin Scott	OL/DL				
	Jayden Battle	DL				
	Devon Beckford	DB	6-0	200	Sr.	Long Island, N.Y./North Carolina Central/Rocky River HS
	Zyaire Williams	RB	5-9	206	Jr.	Greeneville, N.C/Louisburg College/South Central HS
	Nsaiah Harriet	DL	6-3	265	So.	Killingly, Conn./Bryant University/Killingly HS
	Dwayne Ruff	DB				
	Hudson Primus	DB				
	Todd Lark	DB				
	Tamir Schullere	OL				
	Jahaven Phillips	DL				
	Michael Brunson	DT				
	Bryce Nelms	DL/DE				



<i>Name</i>	<i>Pos.</i>	<i>Ht.</i>	<i>Wt.</i>	<i>Hometown</i>	<i>High School</i>
Jalil Calhoun	TE	6-5	215	Savannah, Ga.	Bethesda Academy
Jaylen Patterson	QB	6-1	185	Caldwell, N.C.	West Caldwell HS
Isaiah Austin	TE	6-1	250	Laurens, Ga.	West Laurens HS
Kieseane Browne	DB	6-1	190	Miami, Fla.	Dr. Michael Krop HS
Darian Owens	OL	6-3	280	Hawthorne, Fla.	Hawthorne HS
Keshaun Palmore	OL	6-0	260	Moultrie, Ga.	Colquitt Co. HS
Dominic Kellings	OT	6-3	280	Jonesboro, Ga.	Jonesboro HS
Javarion Henry	OL	6-3	295	Cross City, Fla.	Dixie Co. HS
Nicolas Davis	LB	6-2	195	Lithonia, Ga.	Arabia Mountain HS
Kevin Stokes	CB	6-0	170	Jacksonville, Fla.	Ribault HS
Chris Brabham	CB	5-10	170	Charleston, S.C.	Fort Dorchester HS
Hensley Parks	DE	6-5	215	Columbia, S.C.	Spring Valley HS
Jamar Walker	DL	6-0	247	Columbia, S.C.	Dutch Fork HS/Los Angeles Valley CC
Jalin Scott	OL	5-11	260	Savannah, Ga.	Calvary Day School
Anthony Verba	OL	6-3	300	Sacramento, Calif.	American River Junior College
Xavier Lloyd	OL	6-2	300	Durham, N.C.	Palmetto Prep
Amarian Brown	OL	6-3	300	Eustis, Fla.	Eustis HS
Jeremiah Wilson	WR	5-10	160	Pembroke Pines, Fla.	Miramar HS
Xavier Esquillen	DE	6-2	240	Charlotte, N.C.	Ardrey Kell HS
Kijani Clarington	DB	6-1	177	McDonough, Ga.	Union Grove HS
Lexington Matthews	P/K	6-3	187	McDonough, Ga.	Union Grove HS
Bryce Favors	OL	6-3	275	Stone Mountain, Ga.	Stephenson HS
Jaylin Fields	DL	6-1	285	Ashford, Ala.	Ashford HS
Demarius Prophet	TE	6-3	190	Chapin, S.C.	Chapin HS
Eddie Rodriguez	WR	5-11	175	Hollywood, Fla.	South Broward HS
Nicolas Garcia	OL	6-4	305	Miami, Fla.	Dr. Michael Krop HS
Xavion Hayes	RB	6-1	197	Lexington, N.C.	North Davison HS
Michael Becton	K/P	5-11	190	Savannah, Ga.	Jenkins HS

NOTE: This was the official roster on National Signing Day. More players were added in the days after Feb. 1, 2023



N A T I O N A L S I G N I N G D A Y



Kyle Frazier

55 | OL | 6-3 | 300 | Jr.
Augusta, Ga.//Glenn Hills HS

Frazier is also an ambassador for the Leukemia & Lymphoma Society. In early 2019, Frazier signed a National Letter of Intent to play at Savannah State. But in April that year, he was diagnosed with Hodgkin's Lymphoma. He missed his high-school graduation and freshmen semester at Savannah State while getting treatment and multiple surgeries.

In August 2019, he rang his cancer-free bell. He joined the Tigers in spring practice in early 2020 and played in his first collegiate game in the fall of 2020.

Kyle Frazier continued his starting role on the offensive line last season, shifting from the defensive line two years ago. He helped an offense that put up 1,339 rushing yards and 1,432 passing yards last season. The SSU offense was ranked No. 2 in third down conversions in the conference, thanks to stellar work from the front line.



Jadon Adams

9 | QB | 6-3 | 167 | R-So.
Savannah, Ga.//Islands HS

offense lethal—scoring his first collegiate TD on a rush in game one.

By the final game, Adams led all of the rushing stats and passing stats. He ran 111 times for a team-high 573 yards with seven rushing TD's. From the pocket, he completed 57 of 101 attempts for 566 passing yards and eight TD's.

Adams earned his starting role and will continue that into the 2023 season.

Savannah native Jadon Adams began the 2022 season as the third-string quarterback and ended the season as the starter. It was evident early on that Adams possessed a pro-style mobile ability that would make SSU's RPO




Kenneth Lockhart

27 | K/P | 6-0 | 190 | Sr.
Hinesville, Ga.//Bradwell Institute

Division II. He punted for 1,806 yards on 43 attempts with average 42.0 yards a punt. He was 6-for-10 on field goal attempts, his longest was a 44-yarder. On kickoffs, he racked up 3,122 yards averaging 56.8 per kick and 5 touchbacks. He was named to the 2021 SIAC All-Conference Second Team in 2021 and made the 2022 SIAC All-Conference Pre-season Team as both a kicker and punter.

Kenneth Lockhart returns to the roster this season following redshirted 2022 year due to injury.

In 2021, Lockhart was the No. 1 punter in the SIAC and was ranked No. 20 in NCAA



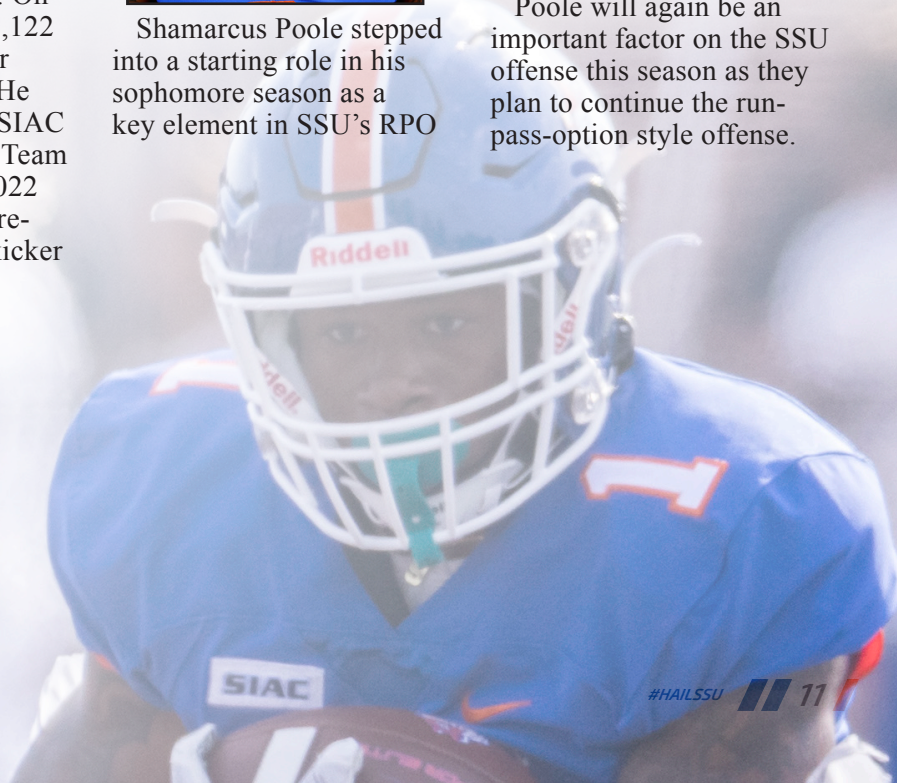
Shamarcus Poole

1 | RB | 5-7 | 175 | Jr.
Sandersville, Ga.//Washington Co.

offense. He played in all 10 games, finishing the season as the second-best rusher on the team. He had 111 carries for 410 yards with one touchdown, averaging 31.5 yards a game.

Poole will again be an important factor on the SSU offense this season as they plan to continue the run-pass-option style offense.

Shamarcus Poole stepped into a starting role in his sophomore season as a key element in SSU's RPO





Brent Carr

8 | WR | 6-3 | 210 | Sr.
Warner Robins, Ga.//West Laurens HS

had 21 catches for 260 yards, averaging 12.4 yards a catch, with six touchdowns.

Carr has had over a year to get comfortable with quarterback Jadon Adams and will continue in his senior season to be a prime target for Adams.

In his junior year, Brent Carr was an important part of the Tiger receiving core. He



Randy Scott

5 | WR | 5-10 | 170 | Jr.
Savannah, Ga.//Effingham Co. HS

Savannah native Randy Scott bounced back last year from injury to play in seven games. He made seven catches for 119 yards and a touchdown. Heading into his junior season, Scott will be an important element in the receiving core.



Da'Marion Colbert

15 | WR | 6-2 | 202 | Jr.
Thomaston, Ga.//Upson Lee HS

DeMarion Colbert put up impressive numbers in his sophomore season, hauling down 21 catches for 311 yards, averaging 14.81 yards a catch with three touchdowns. Colbert will return as a starter this year.



Da'Shun Mitchell

17 | WR | 6-3 | 208 | Jr.
Inman, S.C.//Chapman HS

out for the Tigers. Mitchell caught 45 passes for a team-high 573 yards, averaging 12.73 yards a catch and 57.30 yards a game with four touchdowns.

Mitchell will once again be a top starter in the 2023 Tiger offense as a touchdown target for quarterback Jadon Adams.

In his sophomore season, Da'Shun Mitchell had a standout year as the top wide-





Tavare Brewton

48 | LB | 6-2 | 230 | So.
Savannah, Ga.//Islands HS

an SSU defense that was ranked No. 3 in the SIAC in total defense and No. 3 in first down defense.

He was named SIAC Newcomer of the Week on Sept. 26 after recording a team-high eight tackles in a 15-3 win over Morehouse. In a goal-line stand against Morehouse, Brewton made three consecutive tackles to keep the Maroon Tigers out of the endzone.

In his first season for Savannah State, Tavare Brewton helped lead the Tiger defense with 35.5 tackles (21 assisted, 25 unassisted), 1.0 tackles for a loss, and one quarterback hurry. He helped



Elijah Norwood

20 | CB | 5-10 | 175 | Sr.
Valdosta, Ga.//Valdosta HS

SSU, recording 16.5 tackles (5 assisted, 14 unassisted), a forced fumble and a break-up. Norwood helped an SSU defense that was ranked No. 3 in the SIAC in total defense and No. 3 in first down defense.

In his junior season, Elijah Norwood moved to the top of the defensive stats for



Deon Bell

93 | DT | 6-4 | 287 | So.
Augusta, Ga.//T.W. Josey HS

stats. He recorded a career-high 32.5 tackles (26 unassisted, 13 assisted), 2.5 tackles for a loss, .5 sacks and 3 breakups. The cornerback returns for his senior year as a key element of a backfield filled with veterans.

In his junior season, Deon Bell topped the defensive



Nathaniel Chisholm

53 | DL | 6-1 | 265 | R-So.
Savannah, Ga./Islands HS

ed, 10 unassisted) in eight games played. He helped an SSU defense that was ranked No. 3 in the SIAC in total defense and No. 3 in first down defense.

Chisholm inserts veteran stability in the defensive line heading into his redshirt sophomore season.

In his first season starting at defensive line, Nathaniel Chisholm (aka Bubba) re-recorded 14.0 tackles (8 assist-



Jameson Petitford

14 | DB | 5-11 | 185 | R-So.
Augusta, Ga./Point University/
West Side HS

strengthen the backfield after some player losses to graduation. Last year, Petitford had 8.5 tackles (7 unassisted, 3 assisted) on the season.

The redshirt-sophomore transfer will be a key starter for the SSU defense this year.

Jameson Petitford will play a larger role this season for the Tigers, helping to



Uchenna Nwoha

26 | LB | 6-0 | 210 | So.
Atlanta, Ga./South Cobb HS

Into his sophomore season, Uchenna Nwoha will be a key element in the linebacker core. Last season, Nwoha had 29.0 tackles (24 unassisted, 10 assisted), 2.0 tackles for a loss, 1.0 sacks, and one quarterback hurry.





THE STAFF

AARON Kelton



Savannah State Athletics hired Aaron Kelton as the 27th head football coach on April 5, 2022.

Kelton came to Savannah State from Howard University where he was the defensive backs coach and recruiting coordinator. He also served as interim head coach at Howard in 2019.

Prior to that, the Boston, Massachusetts native was the co-defensive coordinator at Morgan State, and the head football coach at Shorter University.

He also served stints at Williams College, Columbia University, Virginia State University, Concord College, Clarion University and the Massachusetts Institute of Technology.

Through his nearly three-decades of coaching experience, Kelton has served as an intern with four NFL teams and coached over 30 all-conference players.

He earned his bachelor's degree in psychology from Springfield College and is a master's degree

candidate at Virginia State University. In his first season, Kelton finished 5-5 overall. He earned major conference wins against Fort Valley State and Lane College to close out the season.

In his first season, Kelton finished 5-5 overall. He earned major conference wins against Fort Valley State and Lane College to close out the season.

He earned his bachelor's degree in psychology from Springfield College and is a master's degree

AT A GLANCE

Full Name:

Aaron Kelton

Education:

Springfield College, 1992

Playing Experience:

Springfield College, 1987-1992

Coaching Experience:

Wellesley HS, 1993-1995 | Assistant Coach
 Wayland HS, 1996 | Assistant Coach
 Clarion University, 1997 | Defensive Backs
 Concord University, 1998-2000 | Defensive Coordinator
 Virginia State University, 2000-2005 | Defensive Coordinator
 Columbia University, 2005-2010 | Defensive Coordinator
 Williams College, 2010-2016 | Head Football Coach
 Shorter University, 2016-2017 | Head Football Coach
 Morgan State, 2018 | Co-Defensive Coordinator
 Howard University, 2019-2021 | Defensive Backs
 Savannah State, 2022 | Head Football Coach

Favorite Athletes:

Bo Jackson, Allen Iverson,
 Randall Cunningham

Favorite Foods:

Lasagna, Lobster, Sea Food

Favorite Leaders:

God, Martin Luther King, Jr., Malcolm X, Barack Obama





JEEP HUNTER
Assistant Head Coach
Co-Defensive Coordinator



NICK TRIST
Quarterbacks



CHRIS SHULTZ
Defensive Line
Specialists



JORDAN HOPGOOD
Running Backs



PAUL GRUBESIC
Wide Receivers



RANDALL MOSS
Defensive Assistant



DERRY PINKSTON
Offensive Assistant



CYNTHIA Robinson Alexander

University System of Georgia (USG) Chancellor Sonny Perdue today named Cynthia Robinson Alexander as interim president of Savannah State University, effective July 1, 2023.

She will serve upon the departure of Savannah State President Kimberly Ballard-Washington, who has announced she will step down from the post.

Alexander, who holds a doctorate in law, currently serves as USG's associate vice chancellor for finance. She leads the Board of Regents' management of all alternative financing transactions including the system's \$2.7 billion public-private venture portfolio.

"Ms. Alexander brings a passion for higher education and student success, a sharp business acumen and a wealth of experience from both outside and within the university system to one of our most historic institutions," USG Chancellor Sonny Perdue said. "Savannah State University as the oldest public historically Black college and university in Georgia plays a critical role in helping more students graduate college and prosper in the workforce. We're grateful to President Ballard-Washington for her dedicated service and welcome Cynthia into her new role at an institution we strongly support."

Alexander has over 30 years of leadership experience in business and higher education, having successfully worked on highly complex financial and business transactions and led cross-disciplinary teams in implementing creative solutions to address challenges.

Since joining USG in 2009, she has worked closely with institutional presidents, chief business officers, foundations, university system leadership as well as external stakeholders including other state agencies, rating agencies, banks and financial institutions to provide needed support for facilities while prioritizing affordability for students.

Alexander has long been active in the greater Atlanta community. She is a graduate of Leadership Atlanta and was a board member for the Atlanta chapter of Big Brothers Big Sisters. Her work has garnered accolades that include being named as one of the "Outstanding Young People of Atlanta" (1991) and "10 Women to Watch" (1992). She is a 2016 graduate of USG's Executive Leadership Institute.

"Savannah State has a long and distinguished history of academic achievements and student success, and faculty, staff and alumni have put a lot of time and effort into making sure that proud tradition is



secured well into the future," Alexander said. "I appreciate Chancellor Perdue's trust in me, and I am honored to help lead the university to even greater success. I look forward to joining the Savannah State University team and building on the work of President Ballard-Washington to recruit and retain future graduates of the oldest institution of higher learning in the city."

Alexander holds a bachelor's degree in urban studies from Brown University in Providence, R.I.; a master's in city and regional planning with a concentration in real estate development and finance from the John F. Kennedy School of Government at Harvard University in Cambridge, Mass.; and a Juris Doctor of Law from Boston University in Boston, Mass. She and her husband, Chuck, have two adult sons.

Press Release courtesy University System of Georgia (USG) April 27, 2023.



OPIO Mashariki

Throughout his career, Savannah State Director of Athletics Opio Mashariki, a 20-year veteran of athletics, has helped guide multiple college sports programs through the faithful execution of a range of administrative duties.

Beginning at his alma mater, Bethune-Cookman College, Mr. Mashariki worked in Sports Information for a total of 18 years. During his six years at Bethune-Cookman, he furthered the mission of the athletics' department by coordinating press conferences and developing external and internal communications as an intern, then as the Assistant Sports Information Director and ultimately as the Interim Sports Information Director.

In March of 2005, he was named the Assistant Athletics Director for Media Relations at Savan-

nah State University. During his 15 years in that position, Mr. Mashariki oversaw media relations for 15 sports, developed several social media platforms, produced the first ever media guides and publications for SSU Athletics and coordinated all athletic home contests.

Mr. Mashariki was promoted to Associate Athletics Director for Media Relations in 2017 and while maintaining his work in sports information, took over supervision of men's and women's basketball, softball and volleyball. He also directed SSU Athletics training, strength and conditions and equipment management.

In August of 2018, he was selected as the Interim Athletics Director.

He accepted the position of Director of Athletics in January of




2019 and is overseeing the transition from NCAA Division I to Division II.

Mashariki worked closely with the NCAA and the Southern Intercollegiate Athletic Conference (SIAC), in implementing a new era for the Tigers.

He is a native of Brooklyn, N.Y. and earned his bachelor's degree in Mass Communications and Public Relations from Bethune-Cookman College in 2001.





***THE
LEGACY***



Savannah State football began on Thanksgiving Day 1902 when Georgia Industrial College won its only game of the year. GIC held another one-game season on Thanksgiving Day in 1907.

Georgia Industrial College became Georgia State in 1932. In 1938, Georgia State celebrated their first football championship. The Tigers led the South Atlantic Athletic Conference with a 6-2 record. In 1947, Georgia State became a charter member of the Southeastern Athletic Conference. In 1950, the school became Savannah State College.

The second conference title came to the institution in 1967 when Savannah State College finished with a 6-2-1 record.

Savannah State joined the Southern Intercollegiate Athletic Conference in 1969 as a Division III participant and under the leadership of Coach John Myles, SSU had the best record in 1972 at 6-3-1.

1981 saw Tiger athletics move from Division III to Division II and 2000 saw them move to Division I-AA (NCAA).

The move to Division II opened a new era in Savannah State Football. Savannah State University took her lumps through the first four years in the new division, but in 1996, along came William R. "Bill" Davis.

The Davis era lasted until 1992. During that seven year span, the SSU football program enjoyed a string of successes. Davis led the Tigers to their best ever records of



8-2 in 1988 and 8-1 in 1989.

In 1992, the Tigers played in their first ever NCAA Football Playoff. They finished the regular season with an 8-3 record.

Savannah State opted to move to Division I-AA in 1998, playing as independents. 2000 marked the first year that the university was a counter at the 1-AA level. Full membership was granted in 2002.

The 2000s were not kind to the Savannah State football program as they struggled to compete at the NCAA Division I level. Their best year came under Robby Wells in 2008 when they finished 5-7.

The 2011-12 season marked the first year of competition for Savannah State

University in the Mid-Eastern Athletic Conference (MEAC). The football program, steered by Steve Davenport and then Earnest Wilson won only four games between 2011 and 2015.

Erik Raeburn took over the program from 2016 to 2018 and finished 3-7, 3-8 and 2-8.

Shawn Quinn was hired on March 7, 2019. Quinn found success immediately. In his debut season in 2019, the Tigers posted an historic 7-3 overall record—the first winning schedule since 1998. In the program's first year of competition back in NCAA Division II and the Southern Intercollegiate Athletic Conference (SIAC), Quinn led the Tigers to an incredible 5-0 conference record.

Following a canceled season in 2020 due to the COVID-19 pandemic, the Tigers played two games in the spring of 2021.

In the fall of 2021, Quinn led SSU to an 8-2 season, barely missing the NCAA playoffs. It was the first eight-win season for the Tigers since 1994. They finished 5-1 in SIAC play.

Aaron Kelton was hired in April 2022 as the 27th head coach at SSU, following Quinn's resignation in December of 2021.

In Kelton's first season, 2022, the Tigers finished 5-5 overall and 3-4 in SIAC action.

Photos: Top, 1975 Tigers; Middle, Bill Davis



The Savannah State Tigers will be playing their 48th season in Theodore A. Wright Stadium. In 2011, the Tigers played their first game in newly renovated T.A. Wright Stadium on October 1, after a \$6 million revitalization project in 2010 that included new professional style locker rooms, ticket booths, concession areas, brick front, and field turf.

The 2010 renovations added 500 seats to the stadium for a total capacity of 8,500, and heralded the inaugural season of competition in the Mid-Eastern Athletic Conference. In 2009, a new press box was added, featuring a president's box. The stadium has undergone three major renovations since it was built in 1969.

The most significant of these was


the 1995 renovations that added the current track. In the 2009 a new press box was built prior to 2010's complete renovations. The original stadium's construction was part of massive school building project that spanned

securing the lighting at no expense to the college. Prior to the current location in T.A. Wright Stadium the SSU football team played in several different locations in the over 100 hundred years of competitive football.

From 1902 to 1940, the Tigers played where the King-Frazier building now stands on the Savannah State campus. From 1940 to the 1970, they played on the grounds that the A.H. Gordon Library sits on today.

The SSU Track and Field team has competed in the stadium since 1995. The Tigers host multiple track and field events each year, uti-

lizing the multiple fields inside and around T.A. Wright Stadium for events such as discuss, javelin throw, high jump, triple jump, and long jump.



from 1964 to 1971.

The new stadium was built at a cost of \$133, 665 and John McGlockton, a 1935 graduate was instrumental in



Shannon Sharpe was born on June 26, 1968, in Chicago, Ill., but grew up in Glennville, Ga. He led the 1988 and 1989 Tigers to a combined 15-4 record including 8-1 in 1989. He was the 1989 Co- Southern Intercollegiate Athletic Conference (SIAC) Offensive Player of the Year and All-SIAC First Team Offense as a flanker. Sharpe was the second Savannah State football player selected to the Kodak Small College All-America team. He was the first Savannah State football player to play in the Blue-Gray Bowl (1990) in Mobile, Ala., and the East-West Shrine Game (1990) in Palo Alto, Ca. He was also named College Player of the Year in Georgia. A three-time All-SIAC selection, Sharpe owns SSU single-season receiving records for yardage (1,312), touchdowns (18) and yards per catch (21.5).

Sharpe graduated from Savannah State with a degree in criminal justice in 1991.

Shannon Sharpe's NFL career spanned

14 years: 12 seasons with the Denver Broncos and two with the Baltimore Ravens. He was voted to eight Pro Bowls (1992-98, 2001), as well as to the NFL's first All-Decade Team for the 1990s. Sharpe is one of only five tight ends in NFL history to post more than one, 1,000-yard receiving season (1994: 1,010 yards; 1996: 1,062 yards; 1997: 1,107 yards) and one of four to amass 6,000 receiving yards.

A three-time Super Bowl champion, Sharpe won back-to-back with the Broncos in 1997 and 1998 and with the Ravens in 2000. He holds the NFL post-season record for longest reception, a 96-yard catch and run for a touchdown in the 2000 AFC Championship Game. He played in 12 post-season contests as a Bronco, all starts, and ranks No. 2 in franchise playoff history in receptions (47) and No. 3 in receiving yards (505).

Sharpe is a member of the Colorado Sports Hall of Fame, Georgia Sports Hall




of Fame and the Broncos Ring of Honor.

Savannah State retired his No. 2 jersey in 2009. Sharpe was inducted into the Savannah State Hall of Fame in 2010.

*“One of the greatest decisions I ever made”
was to go to an HBCU.
- Shannon Sharpe*

Savannah State alumna and NFL Hall of Famer





THE STATS



Date	Opponent	Score	Att.
Sep 03, 2022	SOUTHEASTERN (FL)	L 14-28	3036
* Sep 10, 2022	at Edward Waters	W 31-28	1228
* Sep 15, 2022	at Benedict	L 6-24	2178
* Sep 24, 2022	at Morehouse	W 15-3	7250
* Oct 02, 2022	KENTUCKY ST.	L 13-28	4534
Oct 08, 2022	VIRGINIA-LYNCHBURG	W 28-14	8748
* 10/15/2022	at Clark Atlanta	L 12-21	27133
* Oct 22, 2022	ALBANY ST. (GA)	L 20-31	3450
* Oct 29, 2022	FORT VALLEY ST.	W 28-24	5342
* Nov 05, 2022	LANE	W 44-38	1890

Record:	Overall	Home	Away	Neutral
All games	5-5	3-3	2-2	0-0
Conference	4-4	2-2	2-2	0-0
Non-Conference	1-1	1-1	0-0	0-0

Team Statistics	SSU	OPP
FIRST DOWNS	157	179
Rushing	70	97
Passing	71	68
Penalty	16	14
RUSHING YARDAGE	1339	1848
Rushing Attempts	359	393
Average Per Rush	3.7	4.7
Average Per Game	133.9	184.8
TDs Rushing	12	16
PASSING YARDAGE	1432	1456
Comp-Att-Int	127-206-10	111-218-3
Average Per Pass	7.0	6.7
Average Per Catch	11.3	13.1
Average Per Game	143.2	145.6
TDs Passing	14	13
TOTAL OFFENSE	2771	3304
Average Per Play	4.9	5.4
Average Per Game	277.1	330.4
KICK RETURNS: #-Yards	42-710	31-554
PUNT RETURNS: #-Yards	10-273	5-71
INT RETURNS: #-Yards	3-23	10-10
FUMBLES-LOST	14-8	18-4
PENALTIES-Yards	66-540	67-575
PUNTS-AVG	49-36.4	53-34.7
TIME OF POSSESSION/Game	28:49	30:31
3RD-DOWN Conversions	52/116	51/134
4TH-DOWN Conversions	4/10	9/15

Rushing	gp	att	gain	loss	net	avg	td	lg	avg/g
Adams,Jadon	10	111	694	121	573	5.2	7	60	57.3
Poole,Shamarcus	13	111	468	58	410	3.7	1	32	31.5
Hartage,Jamauri	10	58	226	110	116	2.0	2	38	11.6
Hampton,Joseph	6	27	113	21	92	3.4	0	27	15.3
Grant,Jordan	6	13	69	0	69	5.3	0	17	11.5
Newbill,Makenly	9	5	29	0	29	5.8	0	10	3.2
Williams,Jatavi	3	9	31	7	24	2.7	2	13	8.0
J Hampton	3	7	26	4	22	3.1	0	8	7.3
Tome,Henry	10	1	5	0	5	5.0	0	5	0.5
Carr,Brent	3	1	4	0	4	4.0	0	4	1.3
Robinson,Isaiah	5	5	9	5	4	0.8	0	4	0.8
Colbert,DeMario	10	3	3	1	2	0.7	0	2	0.2
Total	10	359	1678	339	1339	3.7	12	60	133.9
Opponents	10	393	2110	262	1848	4.7	16	61	184.8

Passing	gp	effic	comp-att-int	pct	yds	td	lg	avg/g
Adams,Jadon	10	117.77	57-101-6	56.4	566	8	34	56.6
Hartage,Jamauri	10	160.76	66-94-3	70.2	849	6	43	84.9
Robinson,Isaiah	5	34.28	4-10-1	40.0	17	0	11	3.4
TEAM	9	0.00	0-1-0	0.0	0	0	0	0.0
Total	10	132.76	127-206-10	61.7	1432	14	43	143.2
Opponents	10	123.95	111-218-3	50.9	1456	13	72	145.6

Receiving	gp	no.	yds	avg	td	lg	avg/g
Mitchell,Da'Shu	10	45	573	12.7	4	37	57.3
Poole,Shamarcus	13	17	104	6.1	0	19	8.0
Colbert,DeMario	10	15	233	15.5	2	43	23.3
Carr,Brent	3	9	141	15.7	3	34	47.0
D Colbert	3	7	88	12.6	1	34	29.3
Scott,Randy	3	5	88	17.6	1	28	29.3
Blackamore,Latr	11	4	42	10.5	1	13	3.8
E Smith	2	4	29	7.2	2	15	14.5
Grant,Jordan	6	4	14	3.5	0	10	2.3
Smith,Elwin	3	3	37	12.3	0	26	12.3
Brown,Marquell	6	3	14	4.7	0	13	2.3
Brown,Anthony	4	3	11	3.7	0	8	2.8
Hampton,Joseph	6	2	13	6.5	0	14	2.2
J Roberts	1	2	7	3.5	0	6	7.0
Williams,Austin	7	1	21	21.0	0	21	3.0
Total	10	127	1432	11.3	14	43	143.2
Opponents	10	111	1456	13.1	13	72	145.6

Field Goals	fg	pct.	01-19	20-29	30-39	40-49	50-99	lg	blk
OX	0-1	0.0	0-0	0-0	0-1	0-0	0-0	0	0

Scoring	td	fg	PAT				dxp	saf	pts
			kick	rush	rcv	pass			
Adams,Jadon	4	-	-	0-1	-	-	-	-	24
Colbert,DeMario	2	-	-	-	-	-	-	-	12
Tome,Henry	-	0-1	11-14	-	-	-	-	-	11
Gonzalez,Jorge	-	0-2	10-12	-	-	-	-	-	10
Poole,Shamarcus	1	-	-	0-1	-	-	-	-	6
Williams,Austin	1	-	-	-	-	-	-	-	6
Hartage,Jamauri	1	-	-	-	-	0-1	-	-	6
D Colbert	1	-	-	-	-	-	-	-	6
E Smith	1	-	-	-	-	-	-	-	6
Clark,Jordan	1	-	-	-	-	-	-	-	6
TEAM	-	-	-	-	-	-	1	-	2
Total	12	0-4	21-27	0-2	-	0-1	-	1	211
Opponents	16	5-10	29-30	1-1	-	-	-	-	239

Score by Quarters	1st	2nd	3rd	4th	OT	Total
Savannah St.	24	51	60	76	0	211
Opponents	35	86	55	63	0	239

Interceptions	no.	yds	avg	td	lg
Clark,Jordan	3	23	7.7	2	21

Punting	no.	yds	avg	lg	tb	fc	i20	50+	blk
Tome,Henry	49	1782	36.4	64	1	5	15	7	0

Punt Returns	no.	yds	avg	td	lg
Bland,Chaii	6	161	26.8	0	68
Brown,Marquell	3	42	14.0	0	14
Clark,Jordan	1	61	61.0	1	50
Williams,Austin	0	1	0.0	0	1
Bell,Deon	0	8	0.0	0	8
Total	10	273	27.3	1	68
Opponents	5	71	14.2	0	22

Kick Returns	no.	yds	avg	td	lg
Brown,Marquell	12	207	17.2	0	32
Hampton,Joseph	7	121	17.3	0	22
J Hampton	3	33	11.0	0	21
Scott,Randy	3	110	36.7	0	66
Roberts,Julian	2	14	7.0	0	14
Dorsainvil,Josh	2	23	11.5	0	25
Clark,Jordan	2	41	20.5	0	24
Williams,Austin	2	36	18.0	0	18
Jones,William	2	22	11.0	0	22
E Smith	2	18	9.0	0	13
Grant,Jordan	1	16	16.0	0	16
Colbert,DeMario	1	11	11.0	0	11
Smalls,Romero	1	27	27.0	0	27
Carr,Brent	1	8	8.0	0	8
Norwood,Elijah	1	23	23.0	0	23
Total	42	710	16.9	0	66
Opponents	31	554	17.9	0	49

All Purpose	g	rush	rcv	pr	kr	ir	total	avg/g
Adams,Jadon	10	573	0	0	0	0	573	57.3
Mitchell,Da'Shu	10	0	573	0	0	0	573	57.3
Poole,Shamarcu	13	410	104	0	0	0	514	39.5
Brown,Marquell	6	0	14	42	207	0	263	43.8
Colbert,DeMario	10	2	233	0	11	0	246	24.6
Total	10	1339	1432	273	710	23	3777	377.7
Opponents	10	1848	1456	71	554	10	3939	393.9

#	Defensive Leaders	gp	Tackles				tfl/yds	Sacks no-yds	Pass defense			Fumbles		blkd	
			ua	a	tot				int-yds	brup	qbh	rcv-yds	ff	kick	saf
0	Newbill,Makenly	9	28	17	36.5	6.5-54	4.0-23	.	2	2	.	1	.	.	
8B	Brewton,Tavare	7	25	21	35.5	1.0-20	.	.	.	1	
10	Bell,Deon	9	26	13	32.5	2.5-17	0.5-2	.	3	
47	Nwoha,Uchenna	9	24	10	29.0	2.0-8	1.0-1	.	.	1	.	1	.	.	
21	Ridley,D'Armani	9	21	15	28.5	1	.	.	
6	Williams,Austin	7	18	10	23.0	.	.	.	1	1	1-34	1	.	.	
23	Johnson,Amiri	6	19	8	23.0	.	.	.	1	
20	Norwood,Elijah	8	14	5	16.5	.	.	.	1	.	1-0	.	.	.	
24	Clark,Jordan	10	14	4	16.0	.	.	3-23	4	.	.	1	1	.	
4	Blackamore,Latr	11	12	7	15.5	.	.	.	4	
48	T Brewton	3	10	11	15.5	
94	Shephard,Eli	8	11	7	14.5	1	
53	Chisholm,Nathan	8	10	8	14.0	1	
6X	Creary,Deandre	7	9	7	12.5	5.0-18	1.5-11	
49	Glover,Jonathan	9	8	8	12.0	0.5-4	0.5-3	.	.	1	
13	Nelson,Walter	7	10	4	12.0	2.5-6	1.0-4	
18	Dorsainvil,Josh	7	6	9	10.5	1.0-10	1.0-10	.	.	1	
44	Drummond,Kelvin	6	8	5	10.5	
54	Stephens,Elijah	3	7	4	9.0	2.0-7	
98	Jones,William	6	7	3	8.5	
14	Petitford,James	7	7	3	8.5	
45	Cooper,Tyler	2	6	5	8.5	
5B	Smith,Elwin	3	6	4	8.0	
22	Flemming,Malik	5	7	2	8.0	.	.	.	1	
1X	Hampton,Christi	3	6	2	7.0	
95	Gilbert,Justin	7	6	2	7.0	2.0-22	1.0-6	.	.	1	
TM	TEAM	9	7	.	7.0	2.0-2	1	
7X	A Booker	2	4	3	5.5	
0	Phillips,Ameer	1	2	4	4.0	1.0-4	.	.	1	1	
3	Robinson,Isaiah	5	4	.	4.0	1.0-1	
90	Rountree Jr.,To	4	2	3	3.5	1.0-2	1.0-2	.	1	
50	Davis,Gary	3	2	2	3.0	.	.	.	1	
38	Smalls,Romero	5	2	2	3.0	
8	E Smith	2	3	.	3.0	
5P	Newbill,Mackenz	1	1	3	2.5	
33	Mingle,TyRique	1	2	1	2.5	.	.	.	1	
5	Colbert,DeMario	10	2	1	2.5	
9X	Jackson,Marlon	3	1	2	2.0	
88	Brown,Christoph	1	2	.	2.0	
0X	Gonzalez,Jorge	9	1	1	1.5	1.5-7	1.0-6	1	.	.	
3A	Rome,Ian	1	1	1	1.5	
26	Brown,Anthony	4	1	.	1.0	
55	Frazier,Kyle	3	1	.	1.0	
37	Tome,Henry	10	1	.	1.0	
42	K Drummond	2	1	.	1.0	1.0-2	
17	Mitchell,Da'Shu	10	1	.	1.0	
15	D Colbert	3	1	.	1.0	
7	Grant,Jordan	6	1	.	1.0	
5X	Simpkins,Jayden	1	.	1	0.5	
3T	Booker,Ahlik	1	.	1	0.5	
27	Murray,Christop	2	.	1	0.5	0.5-2	0.5-2	.	1	
40	A Gaskin	2	1	
5A	Scott,Randy	3	1	
	Total	10	368	220	478.0	33-241	16-70	3-23	24	11	2-34	6	1	1	
	Opponents	10	394	146	467.0	26-298	18-63	10-10	12	6	6-7	4	2	.	



Rushing	gp	att	gain	loss	net	avg	td	lg	avg/g
Adams, Jadon	10	111	694	121	573	5.2	7	60	57.3
Poole, Shamarcus	13	111	468	58	410	3.7	1	32	31.5
Hartage, Jamauri	10	58	226	110	116	2.0	2	38	11.6
Hampton, Joseph	6	27	113	21	92	3.4	0	27	15.3
Grant, Jordan	6	13	69	0	69	5.3	0	17	11.5
Newbill, Makenly	9	5	29	0	29	5.8	0	10	3.2
Williams, Jatavi	3	9	31	7	24	2.7	2	13	8.0
J Hampton	3	7	26	4	22	3.1	0	8	7.3
Tome, Henry	10	1	5	0	5	5.0	0	5	0.5
Carr, Brent	3	1	4	0	4	4.0	0	4	1.3
Robinson, Isaiah	5	5	9	5	4	0.8	0	4	0.8
Colbert, DeMario	10	3	3	1	2	0.7	0	2	0.2
Smalls, Romero	5	2	1	1	0	0.0	0	1	0.0
TEAM	9	6	0	11	-11	-1.8	0	0	-1.2
Total	10	359	1678	339	1339	3.7	12	60	133.9
Opponents	10	393	2110	262	1848	4.7	16	61	184.8

Passing	gp	effic	comp-att-int	pct	yds	td	lg	avg/g
Adams, Jadon	10	117.77	57-101-6	56.4	566	8	34	56.6
Hartage, Jamauri	10	160.76	66-94-3	70.2	849	6	43	84.9
Robinson, Isaiah	5	34.28	4-10-1	40.0	17	0	11	3.4
TEAM	9	0.00	0-1-0	0.0	0	0	0	0.0
Total	10	132.76	127-206-10	61.7	1432	14	43	143.2
Opponents	10	123.95	111-218-3	50.9	1456	13	72	145.6

Receiving	gp	no.	yds	avg	td	lg	avg/g
Mitchell, Da'Shu	10	45	573	12.7	4	37	57.3
Poole, Shamarcus	13	17	104	6.1	0	19	8.0
Colbert, DeMario	10	15	233	15.5	2	43	23.3
Carr, Brent	3	9	141	15.7	3	34	47.0
D Colbert	3	7	88	12.6	1	34	29.3
Scott, Randy	3	5	88	17.6	1	28	29.3
Blackamore, Latr	11	4	42	10.5	1	13	3.8
E Smith	2	4	29	7.2	2	15	14.5
Grant, Jordan	6	4	14	3.5	0	10	2.3
Smith, Elwin	3	3	37	12.3	0	26	12.3
Brown, Marquell	6	3	14	4.7	0	13	2.3
Brown, Anthony	4	3	11	3.7	0	8	2.8
Hampton, Joseph	6	2	13	6.5	0	14	2.2
J Roberts	1	2	7	3.5	0	6	7.0
Williams, Austin	7	1	21	21.0	0	21	3.0
Newbill, Makenly	9	1	11	11.0	0	11	1.2
Bland, Chaii	8	1	4	4.0	0	4	0.5
Roberts, Julian	4	1	2	2.0	0	2	0.5
Total	10	127	1432	11.3	14	43	143.2
Opponents	10	111	1456	13.1	13	72	145.6

Punt Returns	no.	yds	avg	td	lg
Bland, Chaii	6	161	26.8	0	68
Brown, Marquell	3	42	14.0	0	14
Clark, Jordan	1	61	61.0	1	50
Williams, Austin	0	1	0.0	0	1
Bell, Deon	0	8	0.0	0	8
Total	10	273	27.3	1	68
Opponents	5	71	14.2	0	22

Interceptions	no.	yds	avg	td	lg
Clark, Jordan	3	23	7.7	2	21
Total	3	23	7.7	2	21
Opponents	10	10	1.0	0	10

Kick Returns	no.	yds	avg	td	lg
Brown, Marquell	12	207	17.2	0	32
Hampton, Joseph	7	121	17.3	0	22
J Hampton	3	33	11.0	0	21
Scott, Randy	3	110	36.7	0	66
Roberts, Julian	2	14	7.0	0	14
Clark, Jordan	2	41	20.5	0	24
E Smith	2	18	9.0	0	13
Williams, Austin	2	36	18.0	0	18
Jones, William	2	22	11.0	0	22
Dorsainvil, Josh	2	23	11.5	0	25
Grant, Jordan	1	16	16.0	0	16
Smalls, Romero	1	27	27.0	0	27
Norwood, Elijah	1	23	23.0	0	23
Colbert, DeMario	1	11	11.0	0	11
Carr, Brent	1	8	8.0	0	8
Total	42	710	16.9	0	66
Opponents	31	554	17.9	0	49

Fumble Returns	no.	yds	avg	td	lg
Williams, Austin	1	34	34.0	1	34
Total	1	34	34.0	1	34
Opponents	3	7	2.3	1	7

Team Statistics	SSU	OPP
SCORING	211	239
Points Per Game	21.1	23.9
Points Off Turnovers	14	36
FIRST DOWNS	157	179
Rushing	70	97
Passing	71	68
Penalty	16	14
RUSHING YARDAGE	1339	1848
Yards gained rushing	1678	2110
Yards lost rushing	339	262
Rushing Attempts	359	393
Average Per Rush	3.7	4.7
Average Per Game	133.9	184.8
TDs Rushing	12	16
PASSING YARDAGE	1432	1456
Comp-Att-Int	127-206-10	111-218-3
Average Per Pass	7.0	6.7
Average Per Catch	11.3	13.1
Average Per Game	143.2	145.6
TDs Passing	14	13
TOTAL OFFENSE	2771	3304
Total Plays	565	611
Average Per Play	4.9	5.4
Average Per Game	277.1	330.4
KICK RETURNS: #-Yards	42-710	31-554
PUNT RETURNS: #-Yards	10-273	5-71
INT RETURNS: #-Yards	3-23	10-10
KICK RETURN AVERAGE	16.9	17.9
PUNT RETURN AVERAGE	27.3	14.2
INT RETURN AVERAGE	7.7	1.0
FUMBLES-LOST	14-8	18-4
PENALTIES-Yards	66-540	67-575
Average Per Game	54.0	57.5
PUNTS-Yards	49-1782	53-1841
Average Per Punt	36.4	34.7
Net punt average	34.5	28.8
KICKOFFS-Yards	41-2093	50-2530
Average Per Kick	51.0	50.6
Net kick average	35.7	34.9
TIME OF POSSESSION/Game	28:49	30:31
3RD-DOWN Conversions	52/116	51/134
3rd-Down Pct	45%	38%
4TH-DOWN Conversions	4/10	9/15
4th-Down Pct	40%	60%
SACKS BY-Yards	16-70	18-63
MISC YARDS	0	0
TOUCHDOWNS SCORED	12	16
FIELD GOALS-ATTEMPTS	2-4	7-10
ON-SIDE KICKS	0-0	0-0
RED-ZONE SCORES	(19-24) 79%	(28-34) 82%
RED-ZONE TOUCHDOWNS	(17-24) 71%	(21-34) 62%
PAT-ATTEMPTS	(21-27) 78%	(29-30) 97%
ATTENDANCE	27000	37789
Games/Avg Per Game	6/4500	4/9447
Neutral Site Games		0/0

Score by Quarters	1st	2nd	3rd	4th	OT	Total
Savannah St.	24	51	60	76	0	211
Opponents	35	86	55	63	0	239



TEAM STATISTICS

Date	Opponent	Rushing				Receiving				Passing				Kick Returns				Punt Returns				tot off
		no.	yds	td	lg	no.	yds	td	lg	cmp-att-int	yds	td	lg	no.	yds	td	lg	no.	yds	td	lg	
Sep 03	SOUTHEASTERN (FL)	40	174	1	20	12	94	1	32	12-23-0	94	1	32	7	106	0	27	3	31	0	14	268
Sep 10	at Edward Waters	43	238	2	27	6	101	2	34	6-10-2	101	2	34	3	7	0	8	0	11	0	11	339
Sep 15	at Benedict	40	174	1	44	8	63	0	24	8-14-1	63	0	24	5	82	0	24	3	83	0	68	237
Sep 24	at Morehouse	46	144	1	38	9	152	1	25	9-13-0	152	1	25	2	42	0	28	0	9	0	9	296
Oct 02	KENTUCKY ST.	22	-12	0	15	15	153	2	28	15-25-1	153	2	28	5	145	0	66	0	23	0	23	141
Oct 08	VIRGINIA-LYNCHBURG	38	131	2	38	12	137	2	32	12-25-1	137	2	32	2	49	0	27	0	19	0	16	268
10/15/2022	at Clark Atlanta	26	88	0	14	14	202	2	34	14-22-2	202	2	34	3	61	0	25	2	18	0	13	290
Oct 22	ALBANY ST. (GA)	31	38	1	15	18	214	1	43	18-26-1	214	1	43	5	89	0	22	2	67	1	50	252
Oct 29	FORT VALLEY ST.	41	209	3	60	15	163	0	31	15-23-2	163	0	31	4	71	0	28	0	0	0	0	372
Nov 05	LANE	32	155	1	50	18	153	3	37	18-25-0	153	3	37	6	58	0	23	0	12	0	12	308
Savannah St.		359	1339	12	60	127	1432	14	43	127-206-10	1432	14	43	42	710	0	66	10	273	1	68	2771
		393	1848	16	61	111	1456	13	72	111-218-3	1456	13	72	31	554	0	49	5	71	0	22	3304

Games: 10 • Avg/rush: 3.7 • Avg/catch: 11.3 • Pass effic: 132.76 • KR avg: 16.9 • PR avg: 27.3 • All purpose avg/game: 377.7 • Total offense avg/gm: 277.1

Date	Opponent	Tackles				Sacks no-yds	Fumble		Pass Defense			blkd kick	PAT Attempts			off		pts
		ua	a	total	tfl-yds		ff	fr-yds	int-yds	qbh	brup		kick	rush	rcv	saf	t/o	
Sep 03	SOUTHEASTERN (FL)	32	12	38.0	4.0-16	2.0-8	0	0-0	0-0	0	5	0	0-0	0	0	1	0	14
Sep 10	at Edward Waters	30	16	38.0	0.0-21	0.0-0	0	0-0	0-0	0	1	0	4-4	0	0	0	4	
Sep 15	at Benedict	42	14	49.0	5.0-21	4.0-12	0	0-0	0-0	1	1	0	0-1	0	0	0	6	
Sep 24	at Morehouse	27	22	38.0	0.0-44	0.0-0	1	0-0	1-2	0	3	0	1-2	0	0	0	1	
Oct 02	KENTUCKY ST.	42	30	57.0	0.0-9	0.0-0	1	0-0	0-0	1	0	0	1-2	0	0	0	1	
Oct 08	VIRGINIA-LYNCHBURG	36	18	45.0	0.0-23	2.0-0	0	0-0	0-0	0	4	0	4-4	0	0	0	4	
10/15/2	at Clark Atlanta	37	20	47.0	12.0-50	4.0-34	0	0-0	0-0	2	3	0	0-1	0	0	0	12	
Oct 22	ALBANY ST. (GA)	38	26	51.0	5.0-16	2.0-10	1	1-0	0-0	3	1	1	2-3	0	0	0	20	
Oct 29	FORT VALLEY ST.	34	28	48.0	7.0-22	1.0-6	2	1-34	0-0	4	4	0	4-4	0	0	0	28	
Nov 05	LANE	50	34	67.0	0.0-19	1.0-0	1	0-0	2-21	0	2	0	5-6	0	0	0	5	
Savannah St.		368	220	478.0	33.0-241	13.0-70	6	2-34	3-23	11	24	1	21-27	0	0	1	95	
		394	146	467.0	26.0-298	9.0-63	4	6-7	10-10	6	12	2	29-30	1	0	0	142	

Date	Opponent	Punting							Field Goals			Kickoffs						
		no.	yds	avg	long	blkd	tb	fc	50+	i20	md-att	long	blkd	no.	yds	avg	tb	ob
Sep 03	SOUTHEASTERN (FL)	8	232	29.0	50	0	0	0	1	2	0-0	0	0	3	110	36.7	0	0
Sep 10	at Edward Waters	2	110	55.0	59	0	0	0	2	1	1-1	0	0	6	283	47.2	1	1
Sep 15	at Benedict	4	137	34.2	40	0	0	1	0	2	0-1	0	0	2	110	55.0	0	0
Sep 24	at Morehouse	5	186	37.2	50	0	0	0	1	1	0-1	0	0	3	170	56.7	1	0
Oct 02	KENTUCKY ST.	7	298	42.6	64	0	0	0	2	1	0-0	0	0	3	157	52.3	0	0
Oct 08	VIRGINIA-LYNCHBURG	6	220	36.7	46	0	0	1	0	2	0-0	0	0	5	265	53.0	0	0
10/15/2	at Clark Atlanta	4	140	35.0	45	0	0	2	0	2	0-0	0	0	3	133	44.3	0	0
Oct 22	ALBANY ST. (GA)	4	153	38.2	45	0	0	1	0	2	0-0	0	0	4	207	51.8	0	0
Oct 29	FORT VALLEY ST.	3	81	27.0	37	0	0	0	0	0	0-0	0	0	5	262	52.4	0	0
Nov 05	LANE	6	225	37.5	58	0	1	0	1	2	1-1	0	0	7	396	56.6	1	0
Savannah St.		49	1782	36.4	64	0	1	5	7	15	2-4	0	0	41	2093	51.0	3	1
		53	1841	34.7	56	1	2	5	6	17	7-10	50	0	50	2530	50.6	3	1



THE RECORDS



**NOTE: All records marked "2020" were from two games played in the spring of 2021.
The full 2020 season was cancelled due to the COVID-19 Pandemic**

SINGLE SEASON INDIVIDUAL RECORDS

RUSHING

ATTEMPTS

1.	247	Chris Cachere, 1995
2.	227	Casey Grigley, 1986
3.	219	Casey Grigley, 1985
4.	216	Ontreal Bowers, 2002
5.	212	Chris Cachere, 1994

YARDS

1.	1,255	Lucius Cole, 1992
2.	1,232	Chris Cachere, 1995
3.	1,196	Chris Cachere, 1994
4.	1,189	Troy Hambrick, 1999
5.	1,163	Casey Grigley, 1985

TOUCHDOWNS

1.	18	Troy Hambrick, 1999
2.	14	Chris Cachere, 1995
3.	13	Kenneth Dawson, 1980
4.	12	Chris Cachere, 1994
4.	12	D'Angelo Durham, 2019

YARD-PER-CARRY AVERAGE (MIN. 90 ATTEMPTS)

1.	6.5	Troy Hambrick, 1999 (183 - 1,189)
2.	6.5	Lucius Cole, 1991 (162 - 1,045)
3.	6.3	Johney Jeffery, 1990 (102 - 644)
4.	6.2	Justin Babb, 2009 (129-804)
5.	6.0	Lucius Cole, 1990 (99 - 592)

LONGEST RUSH

1.	91	Casey Grigley, 1986
2.	86	Lucius Cole, 1991
3.	81	Richard Basil, 1988
4.	81	Chad Cone, 2005
5.	78	Lucius Cole, 1990

PASSING

ATTEMPTS

1.	331	Garrett Williams, 2005
2.	305	Johney Jeffery, 1990
3.	283	Antonio Bostick, 2012
4.	266	Clyde Tullis, 2002
5.	257	Clyde Tullis, 2004

COMPLETIONS

1.	180	Garrett Williams, 2005
2.	139	Clyde Tullis, 2004
3.	133	Johney Jeffery, 1990
4.	125	Kurvin Curry, 2008
5.	125	Antonio Bostick, 2013

YARDS

1.	2,219	Johney Jeffery, 1990
2.	2,176	Garrett Williams, 2005
3.	2,148	Richard Basil, 1989
4.	1,680	Clyde Tullis, 2004
5.	1,651	Kurvin Curry, 2008

INTERCEPTIONS

1.	17	Clyde Tullis, 2003
2.	16	Clyde Tullis, 2002
3.	14	Chad Alexander, 1991
4.	14	Garrett Williams, 2006
5.	13	Johney Jeffery, 1990
6.	13	Jermaine Brooks, 1998
7.	13	Charles Ransom, 1980
8.	13	Greg McCrary, 2007
9.	13	Antonio Bostick, 2012

TOUCHDOWNS

1.	29	Richard Basil, 1989
2.	19	Johney Jeffery, 1990
3.	18	Clyde Tullis, 2004
4.	15	Richard Basil, 1988
5.	15	Garrett Williams, 2005

COMPLETION PERCENTAGE

1.	60.4	JT Hartage, 2021
2.	56.9	Richard Basil, 1989
3.	55.7	Richard Basil, 1988
4.	54.4	Garrett Williams, 2005
5.	54.1	Clyde Tullis, 2004

LONGEST PASS COMPLETION

1.	99	Antonio Bostick, 2011
1.	94	Greg McCrary, 2007
2.	91	Richard Basil, 1989
3.	87	Chad Alexander, 1991
4.	84	Ronald Day, 1987

RECEIVING

RECEPTIONS

1.	68	Shannon Ballard, 1996
2.	63	Doug Grant, 1990
3.	61	Shannon Sharpe, 1989
4.	60	Shannon Sharpe, 1987
5.	57	Shannon Sharpe, 1988

YARDAGE

1.	1,312	Shannon Sharpe, 1989
2.	1,078	Shannon Sharpe, 1987
3.	1,031	Shannon Sharpe, 1988
4.	1026	Doug Grant, 1990
5.	824	Shannon Ballard, 1996

TOUCHDOWNS

1.	18	Shannon Sharpe, 1989
2.	12	Shannon Sharpe, 1988
3.	11	Doug Grant, 1990
4.	11	Clyde Tullis, 2005
5.	10	Shannon Sharpe, 1987

YARDS-PER-CATCH (MIN. 25 REC.)

1.	21.5	Shannon Sharpe, 1989
2.	19.7	Larry Strozier, 1983
3.	18.1	Shannon Sharpe, 1988
4.	18.0	Dedric Smith, 1993
5.	18.0	Shannon Sharpe, 1987

LONGEST RECEPTION

1.	99	Brian Lackey, 2011
2.	94	Deleon Hollinger, 2007
3.	91	Shannon Sharpe, 1989
4.	87	Dedric Smith, 1991
5.	84	Shannon Sharpe, 1987

SCORING

POINTS

1.	116	Troy Hambrick, 1999
2.	108	Shannon Sharpe, 1989
3.	96	Kenneth Dawson, 1980
4.	72	Shannon Sharpe, 1988
5.	68	Clyde Tullis, 2005

TOUCHDOWNS

1.	19	Troy Hambrick, 1999
2.	18	Shannon Sharpe, 1989
3.	16	Kenneth Dawson, 1980
4.	12	Shannon Sharpe, 1988
5.	11	Clyde Tullis, 2005
6.	11	Lucius Cole, 1991
7.	11	Doug Grant, 1990

FIELD GOALS MADE

1.	15	Abdul Rashad, 1997
2.	12	Bryan Schewe, 1993
3.	10	Randy Pitts, 1988
4.	10	Rick Childs, 1979
5.	12	Derek Williams, 2008

EXTRA POINTS MADE

1.	32	Ricky Childs, 1980
	32	Kenneth Lockhart, 2021
3.	30	Randy Pitts, 1989
4.	26	Giovanni Lugo, 2017
5.	25	Randy Pitts, 1988

RETURNS

KICKOFF RETURNS

1.	33	DeQuan Daniels, 2013
2.	31	Justin Babb, 2011
3.	30	Willie Deloach, 1988
	30	JaMichael Baldwin, 2017
5.	26	Cantrell Frazier, 2014
	26	Antonio Proctor, 2010

KICKOFF RETURN YARDAGE

1.	664	JaMichael Baldwin, 2017
2.	639	Ronald Day, 1985
3.	636	DeQuan Daniels, 2013
4.	626	Antonio Proctor, 2010
5.	597	Ronald Day, 1986

PUNT RETURNS

1.	30	Dedric Smith, 1993
2.	29	Marvin Weaver, 1982
3.	27	Willie Deloach, 1988
4.	25	Damon Thomas, 1999
5.	24	Lemual Ligon, 1998

PUNT RETURN AVERAGE

1.	388	Dedric Smith, 1993
2.	364	Willie Deloach, 1988
3.	331	Douglas Grant, 1991
4.	255	Marvin Weaver, 1982
5.	230	Ronald Day, 1987

LONGEST PUNT RETURN

1.	85	Douglas Grant, 1989
2.	76	Greg Leverett, 1990
3.	71	Jamaal Zanders, 2000
4.	68	Chaii Bland, 2022
5.	62	JaMichael Baldwin, 2018

PUNTING

PUNTS

1.	86	Jacob Thomas, 2012
2.	85	Kyle McCrey, 2003
3.	75	Derek Williams, 2010
4.	71	John Barron, 2015
5.	68	Nicolas Hudson, 2002

MOST PUNT YARDS

1.	3193	Jacob Thomas, 2012
2.	2773	Kyle McCrey, 2003
3.	2772	John Barron, 2015
4.	2753	John Barron, 2016
5.	2699	Derek Williams, 2010

HIGHEST AVERAGE

1.	42.6	Mike Hemly, 1993
2.	42.5	Earl Bryant, 1989
3.	42.0	Earl Bryant, 1988
	42.0	Kenneth Lockhart, 2021
4.	41.8	John Barron, 2014
5.	41.7	John Barron, 2016

LONGEST PUNT

1.	80	Gerald Jones, 1985
2.	75	Earl Bryant, 1986
3.	74	Earl Bryant, 1989
4.	73	Geoffrey McIntyre, 1997
5.	73	Kerry Mills, 1981

DEFENSE

TACKLES

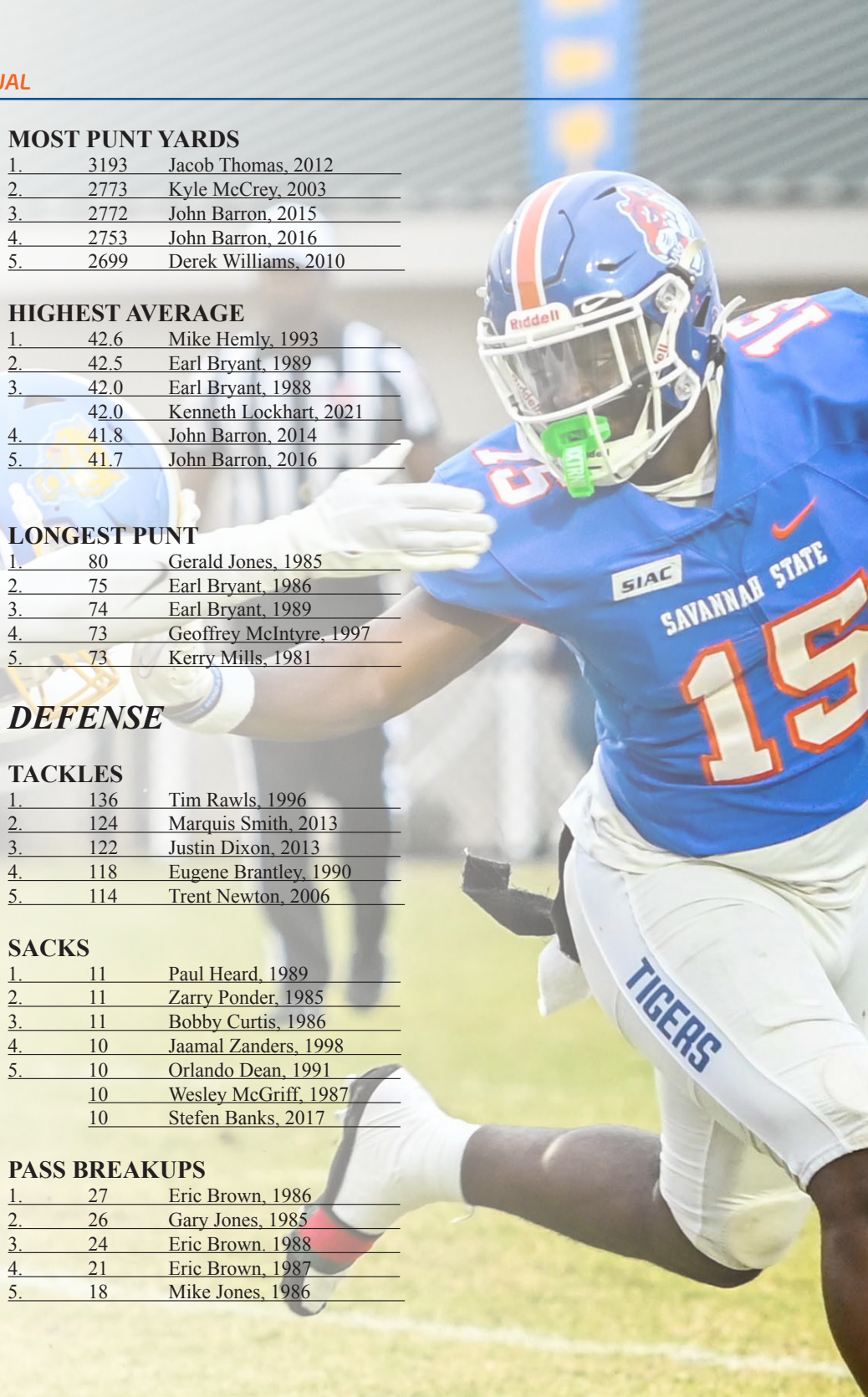
1.	136	Tim Rawls, 1996
2.	124	Marquis Smith, 2013
3.	122	Justin Dixon, 2013
4.	118	Eugene Brantley, 1990
5.	114	Trent Newton, 2006

SACKS

1.	11	Paul Heard, 1989
2.	11	Zarry Ponder, 1985
3.	11	Bobby Curtis, 1986
4.	10	Jaamal Zanders, 1998
5.	10	Orlando Dean, 1991
	10	Wesley McGriff, 1987
	10	Stefen Banks, 2017

PASS BREAKUPS

1.	27	Eric Brown, 1986
2.	26	Gary Jones, 1985
3.	24	Eric Brown, 1988
4.	21	Eric Brown, 1987
5.	18	Mike Jones, 1986





SINGLE SEASON TEAM RECORDS

OFFENSE

TOTAL OFFENSE

Most Yards – 4,997, 1990
Highest Average Per Game – 453.3, 1990
Highest Average Per Play – 6.2, 1990 and 1991

RUSHING

Most Yards – 2,603, 2019
Highest Average Per Game – 260.3, 2019
Highest Average Per Play – 5.6, 1991

PASSING

Most Attempts – 402, 2005
Most Completions – 212, 2005
Most Yards – 2,790, 2005
Most Yards Per Game – 263.0, 1989
Most Touchdowns – 24, 1990 and 1991

PUNTING

Most Punts – 89, 2003
Highest Punting Average – 42.5, 1989
Most Punting Yards – 3099, 2014

PUNT RETURNS

Most Returns – 40, 1990
Most Yards – 566, 1991
Highest Average – 15.2, 1991

KICK RETURNS

Most Returns – 68, 2003
Fewest Returns – 14, 1989
Most Yards – 1328, 2013
Highest Average – 26.0, 1998

SCORING

Most Points – 425, 1991
Most Points Per Game – 38.6, 1991
Most Touchdowns – 61, 1991
Most Extra Points Made – 34, 2021
Most Field Goals Made – 15, 1997

FIRST DOWNS

Most First Downs – 220, 2005
Most First Downs, Rushing – 117, 2005
Most First Downs, Passing – 90, 1990
Most First Downs, Penalty – 27, 2019

PENALTIES

Most Penalties – 144, 1999
Most Yards Penalized – 1246, 1999
Fewest Penalties – 58, 1986
Fewest Yards Penalized – 477, 1985

FUMBLES

Most Fumbles – 39, 2003
Most Fumbles Lost – 23, 2006
Fewest Fumbles – 14, 2022
Fewest Fumbles Lost – 8, 2019; 8, 2022

DEFENSE

TOTAL DEFENSE

Fewest Yards Allowed – 1829, 1998
Fewest Yards Allowed Per Game – 166.3, 1998
Lowest Opponents Average Per Play – 2.9, 1998

RUSHING DEFENSE

Fewest Yards Allowed – 537, 1998
Fewest Yards Allowed Per Game – 48.8, 1998
Lowest Opponents Average Per Rush – 1.4, 1998

PASSING DEFENSE

Fewest Yards Allowed – 996, 1984
Fewest Yards Allowed Per Game – 99.6, 1984
Fewest Yards Allowed Per Completion – 5.7, 1991
Lowest Opp Completion Percentage – 33.2, 1998
Most Interceptions – 18, 1988
Most Yards On Interception Returns – 318, 1993

PUNT RETURNS

Lowest Opponent's Average – 4.8, 1999

KICK RETURNS

Lowest Opponent's Average – 13.3, 1985

FIRST DOWNS

Fewest Allowed – 111, 1998
Fewest Allowed, Rushing – 50, 1998
Fewest Allowed, Passing – 34, 1984
Fewest Points Allowed – 143, 1998
Fewest Points Per Game Allowed – 13.0, 1998



INDIVIDUAL SINGLE GAME RECORDS (SINCE 1999)

RUSHING RECORDS

MOST CARRIES

34	Chad Cone	Central State	10-29-05
33	Jerome Pope	Fort Valley	10-28-00
31	Ontreal Bowers	Albany State	10-5-02
31	Ontreal Bowers	Gardner-Webb	11-16-02
29	Chad Cone	Gardner-Webb	11-12-05

MOST NET YARDS RUSHING

229	Justin Babb	at Livingstone	9-5-09
190	Chad Cone	Central State	10-29-05
181	Troy Hambrick	at Tuskegee	11-13-99
178	Troy Hambrick	Virginia State	9-25-99
169	Chad Cone	vs. Morehouse	10-14-06
169	Myshun McAlpine	at Norfolk State	9-11-04

HIGHEST AVERAGE GAIN PER RUSH (MIN. 10 CARRIES)

13.0	Chad Cone	vs. Morehouse	10-14-06
12.8	Justin Babb	Edward Waters	10-31-09
11.7	Justin Babb	Florida A&M	10-15-11
11.1	Arshon Spaulding	N.C. Central	10-17-15
11.4	D'Vonn Gibbons	vs. Erskine	10-9-21

MOST RUSHING TDs SCORED

4	Troy Hambrick	at Tuskegee	11-13-99
3	Troy Hambrick	Virginia State	9-25-99
3	Troy Hambrick	Miles	11-6-99
3	Jerome Pope	at SCSU	9-9-00
3	Ontreal Bowers	vs. Morris Brown	10-19-02
3	Justin Babb	vs. Edward Waters	10-31-09
3	D'Vonn Gibbons	at Edward Waters	11-9-19
3	D'Angelo Durham	vs. Albany State	10-26-19

LONGEST RUSH FROM SCRIMMAGE

81	Chad Cone	at Charl. So.	10-22-05
81	Justin Babb	at Livingstone	9-5-09
80	Miles Broadnax	vs. Virginia Lynch.	9-14-19
76	D'Vonn Gibbons	vs. Fort Valley State	11-2-19
75	DeQuan Daniels	at Miami	9-21-13

PASSING RECORDS

MOST PASSES ATTEMPTED

50	Garrett Williams	at Hampton	11-19-05
49	Antonio Bostick	vs. N.C. Central	10-26-13
44	Clyde Tullis	at Delaware State	9-7-02
44	Tino Smith	at Florida A&M	10-11-14
42	Clyde Tullis	at Hampton	11-22-03

MOST PASSES COMPLETED

27	Tino Smith	at Florida A&M	10-11-14
25	Garrett Williams	at Hampton	11-19-05
24	Antonio Bostick	at Norfolk St.	10-5-13
24	Antonio Bostick	vs. N.C. Central	10-26-13
24	Clyde Tullis	at Hampton	11-22-03

HIGHEST PERCENTAGE PASSES COMPLETED (MIN 10 ATTEMPTS)

90.0 (9-10)	Victorian Hardison	N.C. A&T	11-16-13
81.8 (9-11)	A.J. Defilippis	Concordia	9-26-09
81.8 (9-11)	Jacorey Kilcrease	Concordia	11-28-08
81.3 (13-16)	Clyde Tullis	Hampton	11-20-04
73.9 (17-23)	Clyde Tullis	Allen	10-30-04

MOST PASSING YARDS

337	Antonio Bostick	at Norfolk St.	10-5-13
332	Garrett Williams	at Charl. So.	10-22-05
332	Antonio Bostick	N.C. Central	9-22-12
329	Clyde Tullis	at Florida A&M	10-23-04
319	Antonio Bostick	Edward Waters	10-20-12

MOST TOUCHDOWN PASSES

4	Antonio Bostick	Edward Waters	10-20-12
3	Clyde Tullis	at Albany State	10-9-04
3	Clyde Tullis	Allen	10-30-04
3	Garrett Williams	Howard	9-24-05
3	Garrett Williams	Norfolk State	10-1-05
3	Garrett Williams	Central St. of Ohio	10-29-05
3	Kurvin Curry	Charleston Southern	10-11-08
3	A.J. Defilippis	vs. Albany State	9-3-11
3	Antonio Bostick	Norfolk St.	10-5-13
3	TJ Bell	Norfolk St.	11-5-16

MOST PASSES HAD INTERCEPTED

4	Clyde Tullis	at Coastal Carolina	11-6-04
3	A.J. Defilippis	vs. Fort Valley	9-11-10
3	Antonio Bostick	Bethune-Cookman	11-10-12
3	A.J. Defilippis	Florida A&M	10-15-11
3	Jermaine Brooks	at Albany State	9-30-00
3	Clyde Tullis	Alabama State	11-23-02
3	Clyde Tullis	vs. Bethune-Cookman	8-30-03
3	Clyde Tullis	at Albany State	10-4-03
3	Greg McCrary	at Charleston Southern	10-6-07

LONGEST PASS COMPLETION

99	Antonio Bostick	N.C. Central	9-24-11
94	Greg McCrary	N.C. Central	10-20-07
90	D'Vonn Gibbons	vs. S.C. State	11-18-17
82	Antonio Bostick	N.C. Central	9-22-12
79	Kurvin Curry	Livingstone	9-6-08

RECEIVING RECORDS

MOST PASSES CAUGHT

14	Aric Powell	at SCSU	9-9-00
12	Clyde Tullis	Coastal Carolina	11-5-05
10	Khalil Hassan	vs. Morgan State	9-17-05
10	Brian Thompson	at Hampton	11-22-03
10	Deleon Hollinger	Old Dominion	10-24-09
10	Simon Heyward	Albany State	9-25-10

MOST YARDS RECEIVING

220	Simon Heyward	N.C. Central	9-22-12
162	Clyde Tullis	Central St. of Ohio	10-29-05
160	Simon Heyward	Edward Waters	10-20-12
155	Clyde Tullis	Howard	9-24-05
146	Khalil Hasan	at Grambling	11-15-03

HIGHEST AVERAGE GAIN PER RECEPTION (MIN 3 REC.)

47.0 (3)	Deleon Hollinger	N.C. Central	10-20-07
38.3 (3)	Brian Lackey	Albany State	9-3-11
38.0 (3)	Justin Babb	Livingstone	9-6-08
37.7 (3)	Simon Heyward	at Cookman	10-19-13
31.5 (4)	Clyde Tullis	at Charl. So.	10-22-05

MOST TD RECEPTIONS

3	Simon Heyward	Edward Waters	10-20-12
2	Dantae Henderson	at Kentucky State	10-23-99
2	Tarik Maxwell	Edward Waters	11-8-03
2	Trevin Stricklen	at Albany State	10-9-04
2	Clyde Tullis	Norfolk	10-1-05
2	Clyde Tullis	at Charleston Southern	10-22-05
2	Clyde Tullis	Central St. of Ohio	10-29-05
2	Deon Whiteside	Grambling	11-13-04
2	Clyde Tullis	Howard	9-24-05
2	Justin Babb	Livingstone	9-6-08
2	Deleon Hollinger	Charleston Southern	10-11-08
2	Deleon Hollinger	Old Dominion	10-24-09
2	Derek Kirkland	Morgan State	10-14-17
2	Brent Carr	Edward Waters	9-10-22

LONGEST PASS RECEPTION

99	Brian Lackey	at N.C. Central	9-24-11
94	Deleon Hollinger	N.C. Central	10-20-07
90	Paris Baker	S.C. State	11-18-17
82	Simon Heyward	N.C. Central	9-22-12
79	Justin Babb	Livingstone	9-6-08

DEFENSIVE RECORDS

DEFENSIVE TACKLES

19	Zake Richardson	Tuskegee	11-11-00
19	Trent Newton	Charleston Southern	10-7-06
18	Nate Clay	vs. Albany State	9-3-11
17	Pat Jackson	Norfolk State	10-1-05
17	Leonardo Myers	S.C. State	11-21-15

MOST QB SACKS

4	Jamaal Zanders	at SCSU	9-9-00
4	Stefen Banks	vs. Delaware State	11-04-17
3	Pat Jackson	Alabama State	11-23-02
3	Marquis Smith	Fort Valley	9-12-14
3	Stefen Banks	at Hampton	11-12-16
3	Bernard Brown	vs. Edward Waters	11-6-22
3	Jamaal McKinney	vs. Edward Waters	11-6-22

MOST TACKLES FOR LOSS

5.0	Stefen Banks	at Hampton	11-12-16
5.0	Marquis Smith	Howard	10-29-16
5.0	Marquis Smith	Fort Valley	9-12-14
4.5	Rocky Lee	Elon	9-10-05
4.0	Trent Newton	Miles	9-30-06
4.0	Marquis Smith	Norfolk State	10-4-14
4.0	Marquis Smith	at N.C. Central	10-25-14
4.0	Marquis Smith	at N.C. Central	10-15-16
4.0	Stefen Banks	vs. Delaware State	11-04-17
4.0	Stefen Banks	vs. S.C. State	11-18-17



MOST PASS BREAKUPS

5	Kamyata Davis	at Virginia State	9-23-00
4	John Wilson	N.C. Central	11-13-10
4	John Wilson	Morgan State	11-1-03
4	John Wilson	N.C. Central	9-22-12
4	Kamyata Davis	Elizabeth City	8-28-99
4	Jamaal Zanders	Clark Atlanta	9-11-99
4	Jonathan Johnson	Morgan State	11-1-03
4	Isaiah Bennett	Howard	10-29-16

MOST INTERCEPTIONS

3	John Wilson	Fort Valley	9-14-13
2	Kamyata Davis	Virginia State	9-25-99
2	Greg Sullivan	vs. Morris Brown	10-20-01
2	David Walker	Charleston Southern	10-12-02
2	Jamar Graham	Charleston Southern	10-11-08
2	Marcus Darrisaw	Edward Waters	11-8-08
2	David Crowley	Norfolk State	11-5-16
2	Mulik Simmons	at Norfolk State	10-27-18
2	Jordan Clark	vs. Lane College	11-5-22

LONGEST INTERCEPTION RETURN

75	Donald Rutledge	at Charleston Southern	10-5-19
69	Chris Herans	Edward Waters	11-11-06
67	Antwan Allen	Johnson C. Smith	9-7-07
65	Adorian Beach	at Edward Waters	11-9-19
66	Rocky Lee	vs. Morgan	9-17-05

KICKING RECORDS

**MOST EXTRA POINTS
MADE BY KICKING**

9	Timothy Campbell	vs. Middle Georgia	3-27-20
7	Jason Elkins	Miles College	11-6-99
6	Preston McCarthy	Edward Waters	10-20-12
6	Derek Williams	Edward Waters	10-31-09
6	Jason Elkins	Elizabeth City	8-28-99
5	Jason Elkins	Miles College	11-4-00
5	Giovanni Lugo	Delaware State	11-04-17
5	Giovanni Lugo	vs. Fort Valley State	11-2-19
5	Giovanni Lugo	vs. Albany State	10-26-19
5	Kenneth Lockhart	vs Livingstone	9-11-21
5	Kenneth Lockhart	vs Benedict	9-18-21

MOST EXTRA POINTS

ATTEMPTED BY KICKING

9	Timothy Campbell	vs. Middle Georgia	3-27-20
7	Giovanni Lugo	vs. Fort Valley State	11-2-19
7	Giovanni Lugo	at Edward Waters	11-9-19
7	Jason Elkins	Elizabeth City	8-28-99
7	Jason Elkins	Miles College	11-6-99
7	Kenneth Lockhart	Clark Atlanta	10-6-21
6	Derek Williams	Edward Waters	10-31-09
6	Preston McCarthy	Edward Waters	10-20-12
5	Derek Williams	at N.C. Central	9-24-11
5	Jason Elkins	Clark Atlanta	9-11-99
5	Jason Elkins	Morris Brown	10-9-99
5	Jason Elkins	Fort Valley State	10-28-00
5	Jason Elkins	Miles College	11-4-00
5	Steve Miller	Allen	10-30-04
5	Giovanni Lugo	Delaware State	11-04-17
5	Giovanni Lugo	vs. Albany State	10-26-19
5	Kenneth Lockhart	vs. Livingstone	9-11-21
5	Kenneth Lockhart	vs Benedict	9-18-21

MOST POINTS

SCORED BY KICKING

15	Timothy Campbell	vs. Middle Georgia	3-27-20
13	Jason Elkins	Morris Brown	10-9-99
11	Derek Williams	Concordia Selma	10-4-08
10	Giovanna Lugo	at S.C. State	11-18-17
9	Derek Williams	Clark Atlanta	10-4-08
9	Derek Williams	Edward Waters	10-31-09
9	Giovanni Lugo	at S.C. State	11-04-17

MOST FIELD GOALS ATTEMPTED

4	John Barron	at Bethune-Cookman	9-26-15
4	Derek Williams	at Clark Atlanta	10-4-08
4	Derek Williams	Concordia	11-1-08
4	Giovanni Lugo	vs. Morgan State	10-13-18
3	John Barron	at Norfolk St.	10-5-13
3	Preston McCarthy	at Hampton	10-27-12
3	Derek Williams	South Carolina St.	11-19-11
3	Jason Elkins	Morris Brown	10-9-99
3	Kyle McCrery	at Grambling	11-15-03
3	Jason Elkins	at Fort Valley	10-30-99
3	Derek Williams	Alabama State	9-12-09

MOST FIELD GOALS MADE

3	Derek Williams	at Clark Atlanta	10-4-08
3	Derek Williams	Concordia	11-1-08
3	Jason Elkins	Morris Brown	10-9-99
2	Derek Williams	Mississippi Valley	10-18-08
2	Jason Elkins	at Fort Valley	10-30-99
2	Jason Elkins	at Morgan	10-14-00
2	Derek Williams	Livingstone	9-5-09
2	Derek Williams	Webber International	11-14-09
2	Derek Williams	Norfolk State	11-20-10
2	Derek Williams	vs. Albany State	9-3-11
2	Derek Williams	at Southeastern La.	9-10-11
2	John Barron	Norfolk State	10-5-13
2	John Barron	at Colorado State	9-5-15
2	John Barron	at Bethune-Cookman	9-26-15
2	Giovanni Lugo	at Charleston So.	10-21-17
2	Giovanni Lugo	S.C. State	11-04-17
2	Giovanni Lugo	at Charleston So.	10-5-19
2	Kenneth Lockhart	vs. Benedict	9-18-21

LONGEST FIELD GOAL MADE

52	Derek Williams	vs. Albany State	9-3-11
49	Giovanni Lugo	at Charleston So.	10-5-19
47	Derek Williams	Morgan State	10-8-11
47	Jason Elkins	Virginia State	9-25-99
47	Derek Williams	Norfolk State	11-20-10
46	Derek Williams	Old Dominion	10-24-09
46	John Barron	at N.C. Central	10-15-16

PUNTING RECORDS

MOST PUNTS

13	Kyle McCrery	vs. SCSU	9-20-03
12	Preston McCarthy	vs. SCSU	11-2-13
12	Jacob Thomas	at Oklahoma St.	9-1-12
11	Dalibor Brnada	vs. Bethune-Cookman	10-15-05
11	John Barron	at Georgia Southern	8-31-13
11	Jacob Thomas	at SCSU	11-17-11

MOST YARDS PUNTING

474	Jacob Thomas	at Oklahoma St.	9-1-12
465	Preston McCarthy	South Carolina St.	11-2-13
428	Jacob Thomas	at South Carolina St.	11-17-11
425	Dalibor Brnada	vs. Bethune-Cookman	10-15-05
424	Derek Williams	Norfolk State	11-5-11

PUNTING RECORDS

HIGHEST AVERAGE YARDS PER PUNT (MIN 3 PUNTS)

49.4	John Barron	Howard	10-29-16
48.5	Kenneth Lockhart	vs. Benedict	9-18-21
46.9	John Barron	at Southern Miss	9-10-16
45.8	Giovanni Lugo	vs. Fort Valley St.	11-2-19
45.0	John Barron	Howard	11-8-14
44.9	Derek Williams	Albany State	9-25-10
43.7	John Barron	Norfolk St.	11-5-16

LONGEST PUNT

71	John Barron	at Colorado State	09-5-15
70	John Barron	Hampton	11-14-15
68	Chandler Williams	S.C. State	11-18-17
68	Giovanni Lugo	at Charleston So.	10-5-19
66	John Barron	at BYU	11-22-14
64	John Barron	at Howard	10-31-15
64	Henry Tome	vs. Kentucky State	10-2-22

RETURN RECORDS

MOST PUNT RETURNS

7	Michael Lloyd	at SCSU	09-9-00
5	Damon Thomas	at Fort Valley	10-30-99
4	Armond Denson	at N.C. Central	11-28-08
4	Deleon Hollinger	Old Dominion	10-24-09
4	Deleon Hollinger	Concordia Selma	09-26-09
4	JaMichael Baldwin	at Hampton	10-07-17
4	Einaj Carter	vs. Edward Waters	11-6-21

MOST PUNT RETURN YARDS

97	Michael Lloyd	at SCSU	09-09-00
94	Jamaal Zanders	Miles College	11-04-00
82	Einaj Carter	vs. Edward Waters	11-6-21
83	Chaii Bland	at Benedict	9-15-22
68	JaMichael Baldwin	at Hampton	10-07-17
64	JaMichael Baldwin	at Delaware State	11-04-17
64	Brandon Pope	at Morgan State	10-13-01
64	Ker-Sean Wilson	at N.C. Central	10-25-14

HIGHEST AVERAGE GAIN PER PUNT RETURN (MIN 2 RETURNS)

32.0	Ker-Sean Wilson	at N.C. Central	10-25-14
32.0	Brandon Pope	at Morgan	10-13-01
31.3	Jamaal Zanders	Miles College	11-4-00
29.5	Deleon Hollinger	Alabama State	9-12-09
29.0	Armond Denson	at Mississippi Valley	10-18-08

LONGEST PUNT RETURN

71	Jamaal Zanders	Miles College	11-4-00
68	Chaii Bland	at Benedict	9-15-22
54	Ker-Sean Wilson	at N.C. Central	10-25-14
53	Ny'em Bozeman	vs. Clark Atlanta	10-16-21
46	Michael Lloyd	at SCSU	9-9-00
43	Lereginald Veals	Morgan State	10-6-12

LONGEST KICK RETURN

95	Michael Lloyd	at SCSU	9-9-00
93	Anthony Huntley	Charleston Southern	10-7-06
92	Lereginald Veals	Fort Valley	9-14-13
84	Michael Lloyd	Morris Brown	10-9-99
84	Justin Babb	at Morehouse	10-13-07

MOST KICK RETURNS

7	Anthony Huntley	vs. Morgan	9-17-05
7	Anthony Huntley	at Coastal Carolina	11-4-06
7	Justin Babb	at Bethune-Cookman	11-12-11
7	Lereginald Veals	at Florida A&M	10-13-12
7	Ker-Sean Wilson	at BYU	11-22-14

MOST KICK RETURN YARDS

180	Simon Heyward	at Howard	9-29-12
169	JaMichael Baldwin	Delaware State	11-04-17
161	Michael Lloyd	at SCSU	9-9-00
157	Anthony Huntley	Charleston Southern	10-7-06
151	DeQuan Daniels	at Bethune-Cookman	10-19-13

HIGHEST AVERAGE GAIN PER KICK RETURN (MIN 2 RETURNS)

57.0	Michael Lloyd	at SCSU	10-9-00
56.3	JaMichael Baldwin	Delaware State	11-04-17
48.0	Lereginald Veals	Fort Valley	9-14-13
44.0	Justin Babb	at Morehouse	10-13-07
39.2	Anthony Huntley	Charleston Southern	10-6-06





TEAM SINGLE GAME RECORDS (SINCE 1999)

RUSHING

MOST CARRIES

71	at Clark Atlanta	10-19-19
71	at Norfolk State	9-11-04
60	vs. VUL	9-14-19
58	Virginia State	9-25-99
58	Central St. of Ohio	10-29-05
58	Livingstone	9-6-08
57	vs. Fort Valley St.	11-2-19
56	Fort Valley St.	10-28-00
56	at Gardner-Webb	11-16-02

MOST NET RUSHING YARDS

435	vs. VUL	9-14-19
407	Virginia State	9-25-99
391	at Livingstone	9-5-09
375	vs. Fort Valley State	11-2-19
350	vs. Middle Georgia	3-27-20
342	Clark Atlanta	9-11-99
330	at Fort Valley	10-30-99
328	Johnson C. Smith	9-7-07

HIGHEST AVERAGE GAIN PER RUSH (MIN 20 RUSHES)

12.5	vs. Middle Georgia	3-27-20
9.2	Clark Atlanta	9-11-99
8.0	at Livingstone	9-5-09
7.3	vs. VUL	9-14-19
7.0	Virginia State	9-25-99
7.0	at Edward Waters	11-9-19

MOST RUSHING TOUCHDOWNS SCORED

6	vs. Middle Georgia	3-27-20
6	at Edward Waters	11-9-19
6	vs. VUL	9-14-19
5	Miles	11-6-99
5	Fort Valley	10-28-00
4	vs. Fort Valley St.	11-2-19
4	Edward Waters	10-31-09
4	at Norfolk St.	9-11-04
4	Clark Atlanta	9-11-99
4	Virginia State	9-25-99
4	at Tuskegee	11-13-99
4	at Norfolk	9-11-04
4	Florida A&M	10-3-15

PASSING

MOST PASSES ATTEMPTED

50	at Hampton	11-19-05
49	N.C. Central	10-26-13
49	Delaware State	9-28-13
47	at Appalachian State	9-17-11
44	at Delaware State	9-7-02
44	Howard	10-1-11
44	at Bethune-Cookman	10-19-13

MOST PASSES COMPLETED

34	Delaware St.	9-28-13
25	Coastal Carolina	11-5-05
25	at North Carolina A&T	11-16-13
24	at Hampton Univ.	11-22-03
24	at Norfolk St.	10-5-13
24	Old Dominion	10-24-09
24	at Appalachian State	9-17-11

HIGHEST PERCENTAGE PASSES COMPLETED (MIN 10 PASSES)

72.0 (18-25)	Allen	10-30-04
71.9 (23-32)	Central St. of Ohio	10-29-05
70.0 (14-20)	N.C. Central	11-13-10
69.4 (34-49)	Delaware St.	9-28-13
68.4 (13-19)	at Georgia State	10-9-10

MOST PASSING YARDS

358	at Charleston Southern	10-22-05
356	Delaware St	9-28-13
337	at Norfolk St.	10-5-13
332	N.C. Central	9-22-12
329	at Florida A&M	10-23-04

MOST TOUCHDOWN PASSES

4	Edward Waters	10-20-12
4	Morgan State	10-14-17
3	Edward Waters	11-8-03
3	at Albany State	10-9-04
3	Allen	10-30-04
3	Howard	9-24-05
3	Norfolk	10-1-05
3	Central St. of Ohio	10-29-05
3	N.C. Central	11-13-10
3	vs. Albany State	9-3-11
3	Norfolk St.	11-5-16
3	Lane College	11-5-22

MOST PASSES INTERCEPTED

5	at Coastal Carolina	11-6-04
5	vs. Alabama A&M	10-18-03
4	at U.T. Chattanooga	9-18-99
4	SCSU	9-21-02
4	at Albany State	10-4-02

DEFENSE

MOST TACKLES

103	at Charleston Southern	10-3-09
100	South Carolina State	11-2-13
100	at Southeastern La.	9-10-11
96	at Norfolk St.	10-5-13
95	at Charleston Southern	10-6-07

MOST QB SACKS

9	Virginia State	9-25-99
8	Delaware State	10-04-17
7	vs. Middle Georgia	3-27-20
6	at South Carolina State	9-9-00
6	at Livingstone	9-5-09
6	at Charleston So.	10-5-18
5	Fort Valley	11-2-02
5	Elon	9-10-05
5	vs. Morris Brown	10-20-01
5	Edward Waters	11-8-08
5	at Florida A&M	10-11-14
5	Norfolk State	11-5-16

MOST PASS BREAK-UPS

11	Howard	10-29-16
10	Elizabeth City	8-28-99
10	Clark Atlanta	9-11-99
9	vs. Concordia Selma	9-26-09
9	Livingstone	9-6-08
9	N.C. Central	9-22-12
9	at Clark Atlanta	10-19-19

MOST INTERCEPTIONS

5	vs. Middle Georgia	3-27-20
5	at N.C. Central	10-15-16
4	Edward Waters	11-8-08
4	Webber International	11-15-08
4	at Delaware State	9-27-14
4	Delaware State	11-04-17

MOST TACKLES FOR LOSS

16	at Tuskegee	11-13-99
16	Alabama State	11-23-02
14	Virginia State	9-25-99
14	at South Carolina State	9-9-00
14	at South Carolina State	9-8-01
14	Norfolk State	10-6-01
14	Edward Waters	11-8-03

MOST FUMBLES RECOVERED

5	Fort Valley	9-12-2014
4	Grambling	11-13-04
4	Bethune-Cookman	9-20-08
4	Bethune-Cookman	10-24-09
3	at Kentucky State	10-23-99
3	at Albany State	9-30-00
3	at Morgan State	10-14-00
3	at South Carolina State	9-8-01
3	vs. Bethune-Cookman	8-30-03
3	at Georgia Southern	9-6-03
3	at Norfolk State	9-11-04
3	vs. Bethune-Cookman	10-15-05
3	vs. Benedict College	9-2-06
3	N.C. Central	11-13-10
3	at Bethune-Cookman	10-19-13
3	at Charleston Southern	10-21-17
3	vs. NCAT	11-10-18

MISCELLANEOUS

MOST PUNT RETURNS

7	at South Carolina State	9-9-01
6	at Fort Valley	10-30-99
4	at N.C. Central	11-22-08
4	Old Dominion	10-24-09
4	vs. Concordia Selma	9-26-09
4	Miles College	9-30-06
4	Howard	10-29-16
4	at Hampton	10-07-17
4	at Delaware	11-04-17

MOST PUNT RETURN YARDS

105	at N.C. Central	10-25-14
97	at South Carolina State	9-9-00
94	Miles College	11-4-00
81	at Morgan State	10-13-01
71	Howard	10-29-16

MOST KICK RETURNS

11	at Gardner Webb	11-3-07
10	at Albany State	10-4-03
10	at Coastal Carolina	11-4-06
10	at Bethune-Cookman	11-12-11
10	at Southeastern La.	9-10-11

MOST KICK RETURN YARDS

236	at Bethune-Cookman	11-12-11
213	at South Eastern La.	9-10-11
208	Charleston Southern	10-7-06
206	at Morehouse	10-13-07
198	vs. Bethune-Cookman	8-30-03

MOST FUMBLE RETURN YARDS

106	Elizabeth City	8-28-99
80	vs. Morehouse	10-14-06
62	Miles College	11-6-99
58	Delaware State	11-3-01
51	Morris Brown	10-9-99

YEAR BY YEAR STAT LEADERS (SINCE 1979)

PASSING

YEAR	PLAYER	ATT	COMP	YDS	INT	TD
1979	Charles Ransom	133	561	757	10	5
1980	Charles Ransom	165	68	988	13	10
1981	Tony Richardson	162	64	944	10	7
1982	Dennis Savage	35	11	138	2	1
1983	Dennis Savage	179	64	848	12	7
1984	Melvin Williams	51	21	309	4	1
1985	Melvin Williams	150	57	709	8	2
1986	Bobby Kenner	93	49	741	5	5
1987	Ronald Day	88	38	585	7	3
1988	Richard Basil	203	113	1497	5	15
1989	Richard Basil	211	120	2148	7	29
1990	Johney Jeffery	305	133	2219	13	19
1991	Chad Alexander	174	84	1269	14	12
1992	Chad Alexander	247	121	1878	6	18
1993	K. Wiggins	133	62	1099	7	8
1994	Jonathan Kelly	108	53	849	2	7
1995	Stacey Davis	257	108	1221	13	5
1996	DeOndre Singleton	137	289	1784	16	9
1997	DeOndre Singleton	193	85	1250	8	8
1998	Jermaine Brooks	195	95	1455	13	8
1999	Jermaine Brooks	175	75	973	6	7
2000	Jermaine Brooks	210	101	1039	3	4
2001	Jermaine Brooks	91	47	454	2	3
2002	Clyde Tullis	266	101	1233	17	3
2003	Clyde Tullis	239	109	1429	16	8
2004	Clyde Tullis	257	139	1680	8	18
2005	Garrett Williams	332	181	2203	10	15
2006	Garrett Williams	225	111	1264	14	8
2007	Jacorey Kilcrease	126	62	490	4	3
2008	Kurvin Curry	233	125	1651	7	13
2009	Kurvin Curry	202	110	1278	7	9
2010	Antonio Bostick	168	89	765	7	4
2011	A.J. Deflippis	165	68	840	7	5
2012	Antonio Bostick	283	118	1629	13	8
2013	Antonio Bostick	237	125	1397	10	11
2014	Tino Smith	176	89	849	8	5
2015	Arshon Spaulding	132	62	526	6	1
2016	TJ Bell	146	72	762	6	5
2017	D'Vonn Gibbons	174	88	1259	8	10
2018	D'Vonn Gibbons	129	55	773	6	5
2019	D'Vonn Gibbons	75	32	513	4	9
2020	D'Vonn Gibbons	13	6	105	1	2
2021	JT Hartage	48	23	497	1	6
2022	Jadon Adams	101	57	566	6	8

SCORING

YEAR	PLAYER	TD	XP	FG	2PC	TOTAL
1979	Tim Jordan	4	0	0	0	24
1980	N/A					
1981	Kerry Mills	0	0	0	0	39
1982	N/A					
1983	Larry Strozier	7	0	0	0	42
1984	N/A					
1985	N/A					
1986	Casey Grigly	8	0	0	0	48
1987	Shannon Sharpe	10	0	0	0	60
1988	Shannon Sharp	12	0	0	0	72
1989	Shannon Sharp	18	0	0	0	108
1990	Doug Grant	11	0	0	0	66
1991	Lucius Cole	11	0	0	0	66
1992	Douglas Grant	17	0	0	0	102
1993	B. Schewe	0	24	12	0	60
1994	Isaac Ceasar	14	0	0	0	86
1995	Chris Chachere	14	0	0	0	84
1996	Shannon Howard	2	0	0	0	12
1997	Corey Durant	8	0	0	0	48
1998	Lester Pearson	6	0	0	0	36
1999	Troy Hambrick	19	0	0	0	116
2000	Jerome Pope	8	0	0	0	50
2001	N/A					
2002	Ontreal Bowers	7	0	0	0	42

YEAR	PLAYER	TD	XP	FG	2PC	TOTAL
2003	Kyle McCrey	0	10	3	0	19
2004	Myshun McAlpine	8	0	0	0	48
2005	Clyde Tullis	11	0	0	1	68
2006	Mark Williams	4	0	0	0	24
2007	Deleon Hollinger	3	0	0	0	18
2008	Derek Williams	0	17	12	0	53
2009	Justin Babb	9	0	0	0	54
2010	Derek Williams	0	0	10	0	28
2011	Derek Williams	0	11	9	0	38
2012	Simon Heyward	6	0	0	0	36
2013	John Barron	0	7	6	0	25
2014	Cantrell Frazier	4	0	0	0	24
2015	John Barron	-	11	11	-	44
2016	John Barron	-	17	3	-	35
2017	Giovanni Lugo	0	26	8	0	50
2018	D'Vonn Gibbons	9	0	0	0	54
2019	D'Angelo Durham	12	0	0	0	76
2020-21*	Timothy Campbell	0	13	2	0	19
2021	Kenneth Lockhart	0	32	1	0	35
2022	Jadon Adams	4	0	0	0	24

RECEIVING

YEAR	PLAYER	REC	YDS	AVG	TD
1979	Tim Jordan	33	442	13.4	4
1980	Reggie Tendall	17	423	24.9	6
1981	Timothy Jordan	33	514	15.6	2
1982	Larry Strozier	17	309	18.2	4
1983	Larry Strozier	27	532	19.7	7
1984	Anthony Alvin	20	251	12.6	2
1985	Phillip Reeves	15	245	16.3	1
1986	Shannon Sharpe	14	323	23.1	0
1987	Shannon Sharpe	60	1078	18.0	10
1988	Shannon Sharpe	57	1031	18.1	12
1989	Shannon Sharpe	61	1312	21.5	18
1990	Doug Grant	63	1026	16.3	11
1991	Doug Grant	50	709	14.2	5
1992	Doug Grant	63	983	15.6	15
1993	C.Thompson	26	447	17.2	3
1994	Antione Singleton	14	345	24.6	2
1995	Desmond Davis	24	364	35.2	1
1996	Shannon Ballard	68	824	12.1	2
1997	Demond Davis	22	404	18.4	1
1998	Ramon Huff	38	555	14.6	5
1999	Dantae Anderson	25	340	13.6	5
2000	Aric Powell	57	630	11.1	3
2001	Damon Thomas	38	462	12.2	2
2002	Damon Thomas	31	356	11.5	1
2003	Tawfiq Ramsey	27	289	10.7	1
2004	Trevi Stricklen	31	417	13.5	5
2005	Clyde Tullis	45	719	16.0	11
2006	Mark Williams	42	522	12.4	4
2007	Deleon Hollinger	31	413	13.3	3
2008	Deleon Hollinger	45	622	13.8	4
2009	Deleon Hollinger	51	509	10.0	4
2010	Simon Heyward	56	423	14.6	1
2011	Bryan Lackey	15	353	23.5	3
2012	Simon Heyward	44	751	17.1	6
2013	Simon Heyward	36	572	15.9	3
2014	Cantrell Frazier	31	285	25.9	3
2015	Jeremiah Harris	19	212	11.2	0
2016	Derek Kirkland	27	317	11.7	2
2017	Derek Kirkland	24	232	9.7	4
2018	Treyvon Pratt	9	221	24.6	0
2019	Cameron White	10	120	12.0	3
2020	Einaj Carter	3	89	29.7	1
2021	Einaj Carter	12	267	26.7	5
2022	Da'Shun Mitchell	45	573	57.3	4

RUSHING

YEAR	PLAYER	ATT	YDS	AVG	TD
1979	Kenneth Dawson	211	900	4.3	2
1980	Kenneth Dawson	197	974	5.0	13
1981	Vincent Greene	92	432	2.3	3
1982	Joseph Foster	148	658	4.4	2
1983	James German	132	535	4.1	1
1984	Casey Grigley	128	573	4.4	3
1985	Casey Grigley	219	809	3.7	6
1986	Casey Grigley	227	1163	5.1	7
1987	Everett Norwood	115	465	4.0	4
1988	Richard Basil	120	523	4.4	2
1989	Richard Basil	93	467	5.0	3
1990	Johney Jeffery	102	778	6.3	7
1991	Lucius Cole	162	1092	6.5	11
1992	Lucius Cole	171	1299	7.3	13
1993	C.Chachere	94	437	4.6	3
1994	Chris Chachere	216	1196	5.5	12
1995	N/A				
1996	Corey Durant	101	460	4.6	4
1997	Corey Durant	118	749	5.9	8
1998	Lester Pearson	132	718	4.8	5
1999	Troy Hambrick	183	1261	6.5	18
2000	Jermaine Brooks	137	876	5.1	6
2001	Alvin Cummings	95	329	---	2
2002	Ontreal Bowers	216	858	3.6	7
2003	Clyde Tullis	107	441	1.6	1
2004	Myshun McAlpine	190	888	4.2	6
2005	Chadrick Cone	168	814	4.8	6
2006	Chadrick Cone	105	540	5.1	2
2007	Antwan Edwards	126	440	3.5	1
2008	Justin Babb	130	620	4.8	0
2009	Justin Babb	129	804	6.2	6
2010	Sheldon Barnes	119	583	4.7	4
2011	Justin Babb	148	525	3.5	1
2012	Antonio Bostick	149	345	2.3	5
2013	Antonio Bostick	78	181	2.3	1
2014	Richard Williams	95	370	3.9	3
2015	Arshon Spaulding	97	555	5.7	4
2016	Arshon Spaulding	98	363	3.7	1
2017	D'Vonn Gibbons	167	734	2.8	6
2018	D'Vonn Gibbons	146	431	3.0	4
2019	D'Angelo Durham	192	1029	5.4	12
2020	D'Vonn Gibbons	21	134	6.4	3
2021	D'Vonn Gibbons	129	825	5.3	7
2022	Jadon Adams	111	573	5.2	7

PUNT RETURNS

YEAR	PLAYER	NO.	YDS	AVG	LG
1979	N/A				
1980	Roland Wallace	13	68	5.2	---
1981	Roland Wallace	5	54	10.8	---
1982	Marvin Weaver	29	255	8.8	---
1983	Marvin Weaver	10	110	11.0	---
1984	George McGarrh	7	74	10.6	---
1985	Henry Johnson	10	75	7.5	---
1986	Alvin Perry	9	88	9.8	---
1987	Ronald Day	12	230	19.2	---
1988	Willie Deloach	27	364	13.5	---
1989	L. Coles	14	227	16.2	---
1990	Gregg Leverett	8	167	20.9	76
1991	Douglas Grant	19	331	17.4	85
1992	Douglas Grant	16	366	22.9	85
1993	D. Smith	30	388	12.9	47
1994	Larry Parramond	15	90	6.0	30
1995	N/A				
1996	Lorenzo Ford	24	252	10.5	43
1997	Shannon Howard	8	57	7.1	23
1998	Lemual Ligon	24	224	9.3	33
1999	Damon Thomas	250	190	7.6	40
2000	Michael Lloyd	17	194	11.4	46
2001	Brandon Pope	4	82	20.5	---
2002	Damon Thomas	15	75	5.0	22
2003	Myshun McAlpine	4	34	8.5	22



YEAR	PLAYER	NO.	YDS	AVG	LG
2004	Tahj Mowry	7	21	3.0	16
2005	Michael Hicks	6	26	4.3	10
2006	Del Ben	10	73	7.3	20
2007	Marcus Darrisaw	11	128	11.6	27
2008	Armond Denson	15	105	7.0	35
2009	Deleon Hollinger	12	191	15.9	38
2010	Simon Heyward	8	46	5.8	15
2011	Simon Heyward	5	36	7.2	12
2012	Simon Heyward	2	8	4.0	9
2013	DeQuan Daniels	8	39	4.9	11
2014	Ker-Sean Wilson	6	79	13.2	54
2015	Gary Scott	2	45	22.5	27
2016	Cantrell Frazier	10	47	4.7	38
2017	JaMichael Baldwin	15	202	13.5	40
2018	JaMichael Baldwin	9	151	18.04	48
2019	Dorian Metts	9	86	9.6	25
2020	Einaj Carter	2	19	9.5	21
2021	Einaj Carter	6	185	30.8	35
2022	Chaii Bland	6	161	26.8	68

PUNTING

YEAR	PLAYER	NO.	YDS	AVG	LG
1979	Stanley Ellis	63	2205	35	---
1980	Stanley Ellis	40	1466	36.6	---
1981	Stanley Ellis	41	1525	37.1	60
1982	Graylin Bryant	52	1892	36.3	---
1983	John Mills	62	2030	32.7	---
1984	Gary Jones	27	774	28.6	51
1985	Gerald Jones	52	2017	38.7	80
1986	Earl Bryant	46	1716	37.3	75
1987	Earl Bryant	67	2494	37.2	67
1988	Earl Bryant	57	2394	42.0	62
1989	Earl Bryant	35	1489	42.5	74
1990	Gregg Leverett	39	1232	31.6	58
1991	Riley Jones	51	1779	34.9	56
1992	Mike Helmy	48	1898	39.5	65
1993	M.Helmy	37	1578	42.6	53
1994	Danny Gerald	41	1466	35.8	60
1995	N/A				
1996	Bleddie Ramirez	46	1610	35.0	54
1997	Geoffrey McIntyre	59	1911	32.4	73
1998	Geoffrey McIntyre	39	1430	36.7	62
1999	Chris Telep	56	2009	35.9	54
2000	Jason Elkins	55	2013	36.6	55
2001	Nicolas Hudson	51	1612	31.6	---
2002	Nicolas Hudson	68	2351	34.6	57
2003	Kyle McCrey	85	2773	32.6	57
2004	Kevin Tucker	38	1201	31.6	56
2005	Dalibor Brnada	51	1836	36.0	56
2006	Jeremy Johnson	58	1863	32.1	48
2007	Jeremy Johnson	60	2098	35.0	50
2008	Derek Williams	59	2147	36.4	48
2009	Derek Williams	54	2040	37.8	58
2010	Derek Williams	30	1591	53.0	55

YEAR	PLAYER	NO.	YDS	AVG	LG
2011	Derek Williams	66	2473	37.5	56
2012	Jacob Thomas	86	3193	37.1	56
2013	Preston McCarthy	65	2393	36.8	55
2014	Jacob Thomas	40	1562	39.0	57
2015	John Barron	71	2772	39.0	71
2016	John Barron	66	2753	41.7	63
2017	Chandler Williams	37	1370	37.0	68
2018	Giovanni Lugo	34	1351	39.74	66
2019	Giovanni Lugo	51	2028	39.8	68
2020	Kenneth Lockhart	9	296	32.9	46
2021	Kenneth Lockhart	43	1806	42.0	58
2022	Henry Tome	49	1782	36.4	64

KICK RETURNS

YEAR	PLAYER	NO.	YDS	AVG	LG
1979	Anthony McKinney	19	498	26.2	----
1980	Michael Greene	18	276	15.3	----
1981	William Ivory	13	290	22.3	----
1982	Marvin Weaver	17	311	18.3	----
1983	Michael Brown	17	297	17.5	----
1984	Ronald Day	15	286	19.1	----
1985	Ronald Day	24	639	26.6	----
1986	Ronald Day	23	597	26.0	----
1987	Ronald Day	18	246	13.7	----
1988	Willie Deloach	30	482	16.1	---
1989	M.Wallace	4	17	5.7	---
1990	Gregg Leverett	25	571	22.8	80
1991	Ronald Rogers	22	483	22.0	62
1992	Ronald Rogers	18	389	21.6	50
1993	D. Smith	18	466	25.9	65
1994	Larry Paramond	20	391	19.6	56
1995	N/A				
1996	Lester Pearson	10	223	22.3	28
1997	Shannon Ballard	14	231	16.5	34
1998	Roosevelt Williams	20	576	28.8	89
1999	Roosevelt Williams	13	305	23.5	45
2000	Michael Lloyd	18	401	22.3	95
2001	Brandon Pope	13	301	23.2	---
2002	Muhammed Kante	14	273	19.5	43
2003	Myshun McAlpine	22	432	19.6	42
2004	Tahj Mowry	22	369	16.8	35
2005	Anthony Huntley	24	433	18.0	37
2006	Anthony Huntley	25	588	23.5	53
2007	Justin Babb	13	363	27.9	84
2008	Armond Denson	12	213	17.8	44
2009	Thomas Beurem	19	332	17.5	38
2010	Antonio Proctor	26	479	18.4	65
2011	Justin Babb	31	655	21.1	39
2012	Brandon Jackson-Bell	17	283	16.6	31
2013	DeQuan Daniels	33	636	19.3	45
2014	Cantrell Frazier	26	512	19.7	54
2015	Ker-Sean Wilson	22	468	21.3	88
2016	Cantrell Frazier	13	247	19.0	33
2017	JaMichael Baldwin	30	664	22.1	83

YEAR	PLAYER	NO.	YDS	AVG	LG
2018	JaMichael Baldwin	23	415	18.04	48
2019	Einaj Carter	15	269	17.9	37
2020-21*	Einaj Carter	9	238	26.4	40
2021	Einaj Carter	16	323	20.2	55
2022	Marquell Brown	12	207	17.2	32

INTERCEPTIONS

YEAR	PLAYER	NO.	YDS
1979	Cecil Newton	7	82
1980	Rolland Wallace	6	103
1981	N/A		
1982	Cecil Newton	3	122
1983	Gary Jones	6	5
1984	Kenny Tate	2	13
1985	Gary Jones	8	61
1986	Eric Brown	3	95
1987	Eric Brown	7	111
1988	Eric Brown	7	71
1989	N/A		
1990	Corey Ladson	4	11
1991	Ulysses Smith	3	142
1992	Ulysses Smith	6	173
1993	Ulysses Smith	5	91
1994	Rodney Brown	4	92
1995	N/A		
1996	Britt Henderson	12	180
1997	Chris Gillam	8	202
1998	Shamada Jones	5	12
1999	Kamyata Davis	5	53
2000	Shaka Hilton	2	7
2001	Jamaal Zanders	1	45
2002	David Walker	3	8
2003	Kelvin Cone	4	59
2004	Jonathan Johnson	3	2
2005	Patrick Jackson	2	16
2006	Trent Newton	2	84
	Antoine Stewart	2	18
2007	Javorris Jackson	5	73
2008	Darren Hunter	5	64
2009	N/A		
2010	CJ Smith	2	
2011	N/A		
2012	John Wilson	4	52
2013	John Wilson	4	48
2014	Alfred Ansley	3	33
2015	Leonardo Myers	2	32
	Isaiah Bennett	2	0
2016	David Crowley	3	0
2017	Darrell Bonner	3	85
2018	Mulik Simmons	2	
	Donald Rutledge	2	
2019	Ny'em Bozeman	4	30
2020	Christon Johnson	2	61
2021	Le'Vonte Larry	3	11
2022	Jordan Clark	3	23



SACKS

YEAR	PLAYER	NO.
1979	N/A	
1980	Larry Winkfield	3.0
1981	Arnold Greene	4.0
1982	Calvin Parence	9.0
1983	N/A	
1984	James Brown	3.0
1985	Zarry Ponder	11.0
1986	Boby Curtis	11.0
1987	Wesley McGriff	10.0
1988	Damon Johnson	9.0
1989	P. Heard	11.0
1990	Orlando Dean	8.0
1991	Orlando Dean	10.0
1992	Kenneth Wright	8.0
1993	W.Jennings	6.0
1994	Reudal Daniel	12.0
1995	Andrew Mitchell	7.0
1996	Andrew Mitchell	6.0
1997	N/A	
1998	Reggie Jackson	9.5
1999	Greg Sullivan	8.0
2000	Jamaal Zanders	5.0
2001	N/A	
2002	Michael Major	6.0
2003	Patrick Jackson	4.0
2004	Four Players	3.0
2005	Donald Carson	9.5
2006	Antwan Allen	4.0
2007	Dominique Clark	4.0
2008	Chris Reed	3.5
2009	Chris Reed	6.5

YEAR	PLAYER	NO.
2010	N/A	
2011	Leroy Cummings	6.0
2012	Olajuwan Swearinger	5.0
2013	Micah Blount	2.0
	Alex Wierzbicki	2.0
2014	Marquis Smith	8.0
2015	Stefen Banks	3.0
2016	Stefen Banks	7.5
2017	Stefen Banks	10.0
2018	Stefen Banks	4.0
2019	Dameien Rodgers	4.0
2020	Salik McCrea	2.0
	Christian McCauley	2.0
2021	Marlon Jackson	2.0
2022	Makenly Newbill	4.0

TACKLES

YEAR	PLAYER	TOTAL
1979	N/A	
1980	Dan Gardner	69
1981	Ernest Miller	72
1982	Ernest Miller	76
1983	N/A	
1984	Luther Mayfield	75
1985	Zarry Ponder	82
1986	Terrance Houston	107
1987	Wesley McGriff	82
1988	Damon Johnson	109
1989	D. McCormick	70
1990	Eugene Brantley	118
1991	Patrick Dean	92
1992	James Gayden	94

YEAR	PLAYER	TOTAL
1993	J.Byrd	90
1994	Darryl Flutch	85
1995	Tim Rawls	138
1996	Tim Rawls	87
1997	Reggie Jackson	79
1998	Reggie Jackson	75
1999	Jamaal Zanders	66
2000	Zake Richardson	101
2001	N/A	
2002	Ryan James	20
2003	Curtis Jamison	94
2004	Curtis Jamison	95
2005	Trent Newton	100
2006	Trent Newton	114
2007	Antwan Allen	82
2008	Calvin Leonard	89
2009	Antwan Allen	79
2010	Darren Hunter	76
2011	Nate Clay	73
2012	Wayne Burden	75
2013	Marquis Smith	124
2014	Trevion Ashford	73
2015	Leonardo Myers	74
2016	Marquis Smith	79
2017	Donald Rutledge	81
2018	Mulik Simmons	58
	Walter Yates	58
2019	Walter Yates	52
2020	Walter Yates	15.5
2021	Brendan Jackson	31.5
2022	Makenly Newbill	36.5





INDIVIDUAL CAREER RECORDS

RUSHING [CAREER]

RUSHING YARDS

1. 2209 - Justin BABB (448 attempts-2209 yards) - 2008-11
2. 2077 - D'Vonn GIBBONS (593-2077) - 2017-2021
3. 1636 - D'Angelo DURHAM (336 -1636) - 2018-2021
4. 1158 - Sheldon BARNES (285-1158) - 2010-13
5. 1050 - MyShun MCALPINE (269-1050) - 2003-05

RUSHING ATTEMPTS

1. 593 - D'Vonn GIBBONS (593-2077) - 2017-2021
2. 448 - Justin BABB (448-2209) - 2008-11
3. 437 - Antonio BOSTICK (437-923) - 2009-13
4. 336 - D'Angelo DURHAM (336-1636) - 2018-2021
5. 286 - Kurvin CURRY (286-731) - 2008-09

RUSHING TD'S

1. 30 - D'Vonn GIBBONS - 2017-2021
2. 19 - D'Angelo DURHAM - 2018-2021
3. 10 - Antonio BOSTICK - 2009-13
4. 9 - Kurvin CURRY - 2008-09
- 9 - Nicholas Bentley - 2014-2017
5. 8 - Justin BABB - 2008-11

AVERAGE YARDS/RUSH

[MIN. 20 ATTEMPTS]

1. 8.58 - JT HARTAGE (50-429) - 2019-2021
2. 6.81 - Cantrell FRAZIER (26-177) - 2012-16
3. 6.46 - Major BELLAMY (24-155) - 2019-2020
4. 5.65 - Rashard RUSSELL (85-480) - 2008-09
5. 5.57 - Daniel STUDDARD (28-156) - 2008

RUSHING YARDS/GAME

[MIN. 5 GAMES]

1. 58.1 - Justin BABB (38 games) - 2008-11
2. 56.4 - D'Angelo DURHAM (29 games) - 2018-2021
3. 53.0 - Chadrick CONE (16 games) - 2004-05
4. 49.1 - Chadrick CONE (11 games) - 2006
5. 47.7 - MyShun MCALPINE (22 games) - 2003-05

PASSING [CAREER]

PASS ATTEMPTS

1. 850 - Antonio BOSTICK (393-850-38) - 2009-13
2. 565 - Clyde TULLIS (279-565-26) - 2003-05
3. 452 - D'Vonn GIBBONS (204-451-21) - 2017-2021
4. 435 - Kurvin CURRY (235-435-14) - 2008-09
5. 332 - Garret WILLIAMS (181-332-10) - 2005

PASS COMPLETIONS

1. 393 - Antonio BOSTICK (393-850-38) - 2009-13
2. 279 - Clyde TULLIS (279-565-26) - 2003-05
3. 235 - Kurvin CURRY (235-435-14) - 2008-09
4. 204 - D'Vonn GIBBONS (204-451-21) - 2017-2021
5. 144 - Leon PRUNTY (144-314-9) - 2012-16

PASSING YARDS

1. 4441 - Antonio BOSTICK (393-850-38) - 2009-13
2. 3696 - Clyde TULLIS (279-565-26) - 2003-05
3. 2929 - Kurvin CURRY (235-435-14) - 2008-09
4. 2203 - Garret WILLIAMS (181-332-10) - 2005
5. 1775 - D'Vonn GIBBONS (204-451-21) - 2017-2021

PASSING TD'S

1. 29 - Clyde TULLIS - 2003-05
2. 26 - Antonio BOSTICK - 2009-13
3. 22 - Kurvin CURRY - 2008-09
4. 19 - D'Vonn GIBBONS - 2017-2021
5. 15 - Garret WILLIAMS - 2005

PASSES HAD INTERCEPTED

1. 38 - Antonio BOSTICK (393-850-38) - 2009-13
2. 26 - Clyde TULLIS (279-565-26) - 2003-05
3. 21 - D'Vonn GIBBONS (204-451-21) - 2017-2021
4. 14 - Kurvin CURRY (235-435-14) - 2008-09
- 14 - G. WILLIAMS (111-225-14) - 2006
5. 13 - G. MCCRARY (38-95-13) - 2007
- 13 - JT HARTAGE (101-151-5) - 2019-2022

PASS COMPLETION PCT.

[MIN. 20 ATTEMPTS]

1. 66.9 - JT HARTAGE (101-151-5) - 2019-2022
2. 56.6 - A.J. DEFILIPPIS (47-83-5) - 2008-09
3. 54.5 - Garret WILLIAMS (181-332-10) - 2005
4. 54.0 - Kurvin CURRY (235-435-14) - 2008-09
5. 50.6 - Tino SMITH (89-176-8) - 2014

PASS EFFICIENCY

[MIN. 20 ATTEMPTS]

1. 184.4 - JT HARTAGE (101-151-5) - 2021
2. 160.76 - JT HARTAGE (101-151-5) - 2022
3. 149.4 - D'Vonn GIBBONS (204-451-21) - 2017
4. 139.2 - JT HARTAGE (35-57-2) - 2019
5. 120.8 - Kurvin CURRY (235-435-14) - 2008-09

AVERAGE YARDS/PASS

[MIN. 20 ATTEMPTS]

1. 10.8 - JT HARTAGE (101-151-5) - 2021
2. 6.8 - D'Vonn GIBBONS (204-451-21) - 2019
3. 6.7 - Kurvin CURRY (235-435-14) - 2008-09
4. 6.6 - Garret WILLIAMS (181-332-10) - 2005
5. 6.5 - Clyde TULLIS (279-565-26) - 2003-05

AVERAGE YARDS/COMPLETION

[MIN. 20 ATTEMPTS]

1. 15.4 - Mario SPENCER (20-49-5) - 2003
2. 14.6 - D'Vonn GIBBONS (204-451-21) - 2017-2021
3. 13.2 - Clyde TULLIS (279-565-26) - 2003-05
4. 12.5 - Kurvin CURRY (235-435-14) - 2008-09
5. 12.4 - Alfr DEFILIPPIS (68-165-7) - 2011

PASSING YARDS/GAMES

[MIN. 5 GAMES]

1. 220.3 - Garret WILLIAMS (10 games) - 2005
2. 139.5 - Kurvin CURRY (21 games) - 2008-09
3. 115.5 - Clyde TULLIS (32 games) - 2003-05
4. 114.9 - Garret WILLIAMS (11 games) - 2006
5. 110.9 - Antonio BOSTICK (41 games) - 2009-13

RECEIVING [CAREER]

PASS RECEPTION YARDS

1. 1952 - Simon HEYWARD (151-1952) - 2010-13
2. 1640 - D. HOLLINGER (136-1640) - 2006-09
3. 1254 - Khalil HASAN (81-1254) - 2003-05
4. 955 - Kris DRUMMOND (73-955) - 2011-14
5. 869 - Dylan COOK (80-869) - 2010-13

PASS RECEPTIONS

1. 151 - Simon HEYWARD (151-1952) - 2010-13
2. 136 - D. HOLLINGER (136-1640) - 2006-09
3. 81 - Khalil HASAN (81-1254) - 2003-05
4. 80 - Dylan COOK (80-869) - 2010-13
5. 78 - Cantrell FRAZIER (78-822) - 2012-16

PASS RECEPTION TD'S

1. 12 - D. HOLLINGER - 2006-09
2. 11 - Simon HEYWARD - 2010-13
- 11 - Clyde TULLIS - 2003-05
4. 9 - Einaj CARTER - 2019-2021
5. 7 - Khalil HASAN - 2003-05
- 7 - Derek KIRKLAND - 2014-2017

AVERAGE YARDS/CATCH

[MIN. 5 RECEPTIONS]

1. 24.17 - Armond DENSON (12-290) - 2008
2. 21.52 - Einaj CARTER (21-452) - 2019-2021
3. 21.46 - Paris BAKER (13-279) - 2015-17
4. 21.33 - D'Andre SNEAD (6-128) - 2017
5. 20.75 - Cameron WHITE (20-415) - 2015, 17

RECEPTIONS/GAME

[MIN. 5 GAMES]

1. 3.82 - M. WILLIAMS (11 games) - 2006
2. 3.68 - D. HOLLINGER (37 games) - 2006-09
3. 3.43 - Simon HEYWARD (44 games) - 2010-13
4. 3.33 - Deon WHITESIDE (9 games) - 2004
5. 3.25 - Chris BUSH (12 games) - 2008

TOTAL OFFENSE [CAREER]

TOTAL OFFENSE YARDS

1. 5364 - Antonio BOSTICK (1287-5364) - 2009-13
2. 4226 - Clyde TULLIS (804-4226) - 2003-05
3. 3940 - D'Vonn GIBBONS (1290-2650) - 2017-2020
4. 3660 - Kurvin CURRY (721-3660) - 2008-09
5. 2209 - Justin BABB (449-2209) - 2008-11

TD'S RESPONSIBLE FOR

1. 43 - D'Vonn GIBBONS - 2017-2021
2. 41 - Clyde TULLIS - 2003-05
3. 36 - Antonio BOSTICK - 2009-13
4. 31 - Kurvin CURRY - 2008-09
5. 19 - D'Angelo DURHAM - 2018-2021

TOTAL OFFENSE/GAME

[MIN. 5 GAMES]

1. 215.7 - Garret WILLIAMS (10 games) - 2005
2. 174.3 - Kurvin CURRY (21 games) - 2008-09
3. 156.5 - D'Vonn GIBBONS (11 games) - 2017
4. 132.1 - Clyde TULLIS (32 games) - 2003-05
5. 130.8 - Antonio BOSTICK (41 games) - 2009-13

TOTAL OFFENSE/PLAY

[MIN. 50 PLAYS]

1. 5.65 - Rashard RUSSELL (85-480) - 2008-09
2. 5.26 - Clyde TULLIS (804-4226) - 2003-05
3. 5.19 - Garret WILLIAMS (416-2157) - 2005
4. 5.14 - Chadrick CONE (105-540) - 2006
5. 5.08 - Kurvin CURRY (721-3660) - 2008-09

ALL PURPOSE YARDS

1. 3557 - Justin BABB - 2008-11
2. 3137 - Simon HEYWARD - 2010-13
3. 2292 - Cantrell FRAZIER - 2012-16
4. 1918 - D'Vonn GIBBONS - 2017-2021
5. 1846 - D. HOLLINGER - 2006-09

ALL PURPOSE YARDS/GAME

[MIN. 5 GAMES]

1. 100.2 - Anthony HUNTLEY (9 games) - 2005
2. 95.2 - DeQuan DANIELS (10 games) - 2013
3. 93.6 - Justin BABB (38 games) - 2008-11
4. 89.2 - JaMichael Baldwin (11 games) 2017
5. 86.0 - K. WILSON (8 games) - 2015

SCORING [CAREER]

TOTAL POINTS SCORED

1. 169 - Derek WILLIAMS (64 PAT, 35 FG) - 2008-11
2. 127 - John BARRON (52 PAT, 25 FG) - 2013-16
3. 118 - D'Vonnn GIBBONS (43 TD) - 2017-2021
4. 100 - D'Angelo DURHAM (19 TD) - 2018-2021
5. 84 - Justin BABB (14 TD) - 2008-11

TOUCHDOWNS SCORED

1. 43 - D'Vonnn GIBBONS (24 rush, 19 pass) - 2017-2021
2. 19 - D'Angelo DURHAM (19 rush) - 2018-2021
3. 14 - Justin BABB (8 rush, 6 rcv) - 2008-11
4. 12 - MyShun MCALPINE (10 rush, 2 rcv) - 2003-05
 - 12 - Clyde TULLIS (1 rush, 11 rcv) - 2003-05
 - 12 - D. HOLLINGER (12 rcv) - 2006-09
5. 11 - Simon HEYWARD (11 rcv) - 2010-13

EXTRA POINTS [CAREER]

PAT KICKS MADE

1. 64 - Derek WILLIAMS (64-69) - 2008-11
2. 62 - Giovanni LUGO (62-67) - 2016-2019
3. 52 - John BARRON (52-57) - 2013-16
4. 23 - P. MCCARTHY (23-27) - 2012-13
5. 19 - Dalibor BRNADA (19-26) - 2005

PAT KICKS ATTEMPTED

1. 69 - Derek WILLIAMS (64-69) - 2008-11
2. 67 - Giovanni LUGO (62-67) - 2016-2019
3. 57 - John BARRON (52-57) - 2013-16
4. 27 - P. MCCARTHY (23-27) - 2012-13
5. 26 - Dalibor BRNADA (19-26) - 2005

PAT KICK PCT. [MIN. 5 ATTEMPTS]

1. 92.8 - Derek WILLIAMS (64-69) - 2008-11
2. 92.5 - Giovanni LUGO (62-67) - 2016-2019
3. 91.2 - John BARRON (52-57) - 2013-16
4. 90.9 - Kyle MCCREY (10-11) - 2003
5. 85.2 - P. MCCARTHY (23-27) - 2012-13

FIELD GOALS [CAREER]

FIELD GOALS MADE

1. 35 - Derek WILLIAMS (35-56) - 2008-11
2. 25 - John BARRON (25-47) - 2013-16
3. 16 - Giovanni LUGO (16-28) - 2016-2019
4. 4 - P. MCCARTHY (4-7) - 2012-13
5. 3 - Kyle MCCREY (3-7) - 2003

FIELD GOALS ATTEMPTED

1. 56 - Derek WILLIAMS (35-56) - 2008-11
2. 47 - John BARRON (25-47) - 2013-16
3. 28 - Giovanni LUGO (16-28) - 2016-2019
4. 7 - P. MCCARTHY (4-7) - 2012-13
 - 7 - Kyle MCCREY (3-7) - 2003

FIELD GOAL PCT. [MIN. 5 ATTEMPTS]

1. 62.5 - Derek WILLIAMS (35-56) - 2008-11
2. 57.1 - Giovanni LUGO (16-28) - 2016-2019
 - 57.1 - P. MCCARTHY (4-7) - 2012-13
4. 53.2 - John BARRON (25-47) - 2013-16
5. 42.9 - Kyle MCCREY (3-7) - 2003
5. 40.0 - Dalibor BRNADA (2-5) - 2005

PUNTING [CAREER]

PUNT YARDS

1. 9359 - Derek WILLIAMS (254-9359) - 2008-11
2. 6791 - John BARRON (173-6791) - 2013-16
3. 4706 - Jacob THOMAS (125-4706) - 2012,14
4. 4369 - Giovanni LUGO (110-4369) - 2016-2019
5. 2773 - Kyle MCCREY (85-2773) - 2003
 - 2729 - Jeremy JOHNSON (83-2729) - 2004-06

PUNT ATTEMPTS

1. 254 - Derek WILLIAMS (254-9359) - 2008-11
2. 173 - John BARRON (173-6791) - 2013-16
3. 125 - Jacob THOMAS (125-4706) - 2012,14
4. 110 - Giovanni LUGO (110-4369) - 2016-2019
5. 85 - Kyle MCCREY (85-2773) - 2003

PUNTS HAD BLOCKED

1. 4 - Kyle MCCREY (85-2773) - 2003
 - 4 - Derek WILLIAMS (254-9359) - 2008-11
 - 4 - Giovanni LUGO (110-4369) - 2016-2019
3. 3 - John BARRON (173-6791) - 2013-16
 - 3 - Jacob THOMAS (125-4706) - 2012,14
5. 2 - Jeremy JOHNSON (83-2729) - 2004-06

AVERAGE YARDS/PUNT

[MIN. 5 ATTEMPTS]

1. 39.72 - Giovanni LUGO (110-4369) - 2016-2019
2. 39.25 - John BARRON (173-6791) - 2013-16
3. 37.65 - Jacob THOMAS (125-4706) - 2012,14
4. 36.85 - Derek WILLIAMS (254-9359) - 2008-11
5. 36.82 - P. MCCARTHY (65-2393) - 2012-13

PUNT RETURNS [CAREER]

PUNT RETURN YARDS

1. 347 - JaMichael BALDWIN (23-347) - 2017-2018
2. 234 - Einaj CARTER (9-234) - 2019-2021
3. 191 - D. HOLLINGER (12-191) - 2006-09
4. 128 - M. DARRISAW (11-128) - 2007
5. 124 - Cantrell FRAZIER (16-124) - 2012-16

PUNT RETURNS

1. 23 - JaMichael BALDWIN (23-347) - 2017-2018
2. 16 - Cantrell FRAZIER (16-124) - 2012-16
 - 16 - Simon HEYWARD (16-105) - 2010-13
3. 15 - Armond DENSON (15-105) - 2008
 - 15 - JaMichael BALDWIN (15-202) - 2017
5. 12 - D. HOLLINGER (12-191) - 2006-09

PUNT RETURN TD'S

1. 3 - Ny'em BOZEMAN - 2021
2. 1 - Reginald GIVENS - 2010-11
 - 1 - Rashaud FERRELL - 2010-13
 - 1 - Rashard RUSSELL - 2008-09
 - 1 - Elijah SHAH - 2017
 - 1 - Jordan CLARK - 2022

AVERAGE YARDS/PUNT RETURN

[MIN. 5 ATTEMPTS]

1. 27 - Chaii BLAND (6-161) - 2022
2. 26 - Einaj CARTER (9-234) - 2019-2021
3. 15.92 - D. HOLLINGER (12-191) - 2006-09
4. 15.80 - Ker-Sean WILSON (5-79) - 2014
5. 15.0 - JaMichael BALDWIN (23-347) - 2017-2018

KICK RETURNS [CAREER]

KICK RETURN YARDS

1. 1169 - Cantrell FRAZIER (62-1169) - 2012-16
2. 1094 - JaMichael BALDWIN (53-1094) - 2017-2018
3. 1052 - Simon HEYWARD (47-1052) - 2010-13
4. 830 - Einaj CARTER (30-830) - 2019-2021
5. 789 - Justin BABB (39-789) - 2008-11

KICK RETURNS

1. 62 - Cantrell FRAZIER (62-1169) - 2012-16
2. 53 - JaMichael BALDWIN (53-1094) - 2017-2018
3. 47 - Simon HEYWARD (47-1052) - 2010-13
4. 40 - Antonio PROCTOR (40-706) - 2009-13
5. 39 - Justin BABB (39-789) - 2008-11

KICK RETURN TD'S

1. 1 - A. HUNTLEY - 2006
 - 1 - L. VEALS - 2012-13
 - 1 - JaMichael BALDWIN - 2017
 - 1 - K. WILSON - 2015

AVERAGE YARDS/KICK RETURN

[MIN. 5 ATTEMPTS]

1. 27.92 - J. BABB (13-363) - 2007
2. 27.76 - Einaj CARTER (30-830) - 2019-2021
3. 27.00 - Br JACKSON-BELL (5-135) - 2011
4. 23.52 - A. HUNTLEY (25-588) - 2006
5. 23.09 - J. JEFFERSON (11-254) - 2008-09

INTERCEPTION RETURNS [CAREER]

INTERCEPTION RETURN YARDS

1. 119 - J. JACKSON (8-119) - 2007-08
2. 116 - John WILSON (9-116) - 2010-13,15-16
3. 115 - Darrell BONNER (6-115) - 2015-17
4. 84 - T. NEWTON (2-84) - 2006
5. 83 - Darren HUNTER (8-83) - 2008-11

INTERCEPTIONS

1. 9 - John WILSON (9-116) - 2010-13,2015-16
 - 9 - J. JACKSON (8-119) - 2007-08
3. 8 - Darren HUNTER (8-83) - 2008-11
4. 6 - Ny'em BOZEMAN (6-78) - 2019-2021
5. 4 - Jonathan JOHNSON (4-1) - 2003-04
 - 4 - Kelvin CONE (3-59) - 2003

INTERCEPTION RETURN TD'S

1. 2 - Jordan CLARK - 2022
2. 1 - Deandre YOUNG - 2004
 - 1 - Javon MOORE - 2012
 - 1 - Byron LEGGETT - 2008,2009,2011
 - 1 - Rocky LEE - 2005
 - 1 - C. HERANS - 2006-07
 - 1 - Marquis SMITH - 2013-16
 - 1 - Cedric CHAMBERS - 2009-10
 - 1 - Darrell BONNER - 2015-2017
 - 1 - T. NEWTON - 2006
 - 1 - Leonardo MYERS - 2014-15
 - 1 - Terrance McCray - 2016-17

FUMBLE RETURNS [CAREER]

FUMBLE RETURN YARDS

1. 70 - D. CLARK (1-70) - 2006-07
2. 51 - Desmond YOUNG (5-51) - 2018-2019
3. 45 - Stephen Dorsey (1-45) - 2017
4. 36 - Marquis SMITH (1-36) - 2013-16
5. 33 - Willie HALL (1-33) - 2008

FUMBLE RETURNS

1. 5 - Desmond YOUNG (5-51) - 2018-2019
2. 2 - Justin DIXON (2-9) - 2011,2013-14
 - 2 - Cameron BROWN (2-0) - 2019
 - 2 - Isaiah BENNETT (2-19) - 2015-18
 - 2 - Donald RUTLEDGE (2-0) 2017-2018

FUMBLE RETURN TD'S

1. 1 - Juwuan TOLBERT - 2014-17
 - 1 - Justin DIXON - 2011,13-14
 - 1 - D. CLARK - 2006-07
 - 1 - Cornel WESTON - 2012
 - 1 - Marcus Jr. LEE - 2016
 - 1 - Willie HALL - 2008
 - 1 - Marquis SMITH - 2013-16



DEFENSE [CAREER]

TOTAL TACKLES

1. 320 - Marquis SMITH (187-133) - 2013-16
2. 317 - John WILSON (189-128) - 2010-13,15-16
3. 222 - Patrick JACKSON (120-102) - 2003-05
4. 200 - Justin DIXON (98-102) - 2011,13-14
200 - Chris ASBURY (104-96) - 2008-11

UNASSISTED TACKLES

1. 189 - John WILSON (189-128) - 2010-13,2015-16
2. 187 - Marquis SMITH (187-133) - 2013-2016
3. 120 - Patrick JACKSON (120-102) - 2003-05
120 - Isaiah BENNETT (120-41) - 2015-17
5. 109 - Stefen BANKS (109-64) - 2015-17

ASSISTED TACKLES

1. 133 - Marquis SMITH (187-133) - 2013-16
2. 128 - John WILSON (189-128) - 2010-13,2015-16
3. 102 - Patrick JACKSON (120-102) - 2003-05
102 - Justin DIXON (98-102) - 2011,2013-14
5. 96 - Chris ASBURY (104-96) - 2008-11

TACKLES FOR LOSS

1. 58.0 - Marquis SMITH (46-24/259) - 2013-16
2. 40.5 - Stefen BANKS (35-11/175) - 2015-17
3. 28.5 - Patrick JACKSON (20-17/123) - 2003-05
4. 22.5 - Stefen BANKS (18-9/84) - 2015-16
5. 21.5 - Chris REED (16-11/112) - 2008-09

YARDS FROM TACKLES FOR LOSS

1. 259 - Marquis SMITH (46-24/259) - 2013-16
2. 175 - Stefen BANKS (35-11/175) - 2015-17
3. 123 - Patrick JACKSON (20-17/123) - 2003-05
4. 112 - Chris REED (16-11/112) - 2008-09
5. 94 - Donald CARSON (13-7/94) - 2005

QUARTERBACK SACKS

1. 20.5 - Stefen BANKS (18-5/117) - 2015-17
2. 19.5 - Marquis SMITH (17-5/129) - 2013-16
3. 11.5 - Patrick JACKSON (11-1/80) - 2003-05
4. 10.5 - Stefen BANKS (9-3/52) - 2015-16
5. 9.5 - Donald CARSON (13-7/94) - 2005

YARDS FROM SACKS

1. 129 - Marquis SMITH (17-5/129) - 2013-16
2. 117 - Stefen Banks (18-5/117) - 2015-17
3. 80 - Patrick JACKSON (11-1/80) - 2003-05
4. 68 - Chris REED (7-6/68) - 2008-09
5. 67 - Donald CARSON (8-3/67) - 2005

FUMBLES FORCED

1. 8 - Marquis SMITH - 2013-16
2. 6 - Stefen BANKS - 2015-17
3. 5 - D. CLARK - 2006-07
4. 4 - Chris REED - 2008-09
4 - Travis ALSTON - 2008-09, 2011-12
4 - Patrick JACKSON - 2003-05
4 - Chris ASBURY - 2008-11

FUMBLES RECOVERED

1. 5 - Justin DIXON - 2011,13-14
5 - L. REDFIELD - 2007-09
3. 4 - Juwuan TOLBERT - 2014-17
4 - Patrick JACKSON - 2003-05
4. 3 - Clinton JENKINS - 2003-05
3 - Michael MAJOR - 2003
3 - A. STEWART - 2006-07
3 - Marcus TANNER - 2003-04
3 - C. CHRISTIAN - 2014-15
3 - Jovanta MOBLEY - 2011-15
3 - Chris REED - 2008-09
3 - Nate CLAY - 2009-11
3 - Justin CRUMBLY - 2003-04
3 - Isaiah BENNETT - 2015-17
3 - Mulik SIMMONS - 2016-2019

PASSES DEFENDED

1. 47 - John WILSON (38 brup, 9 int) - 2010-13,15-16
2. 24 - Jonatha JOHNSON (20 brup, 4 int) - 2003-04
3. 23 - J. JACKSON (14 brup, 9 int) - 2007-08
4. 22 - Isaiah BENNETT (17 brup, 5 int) - 2015-17
5. 20 - Darren HUNTER (12 brup, 8 int) - 2008-11
20 - Darrell BONNER (14 brup, 6 int) - 2015-17

QB HURRIES

1. 18 - Stefen BANKS - 2015-17
2. 12 - Donald CARSON - 2005
3. 11 - Marquis SMITH - 2013-16
4. 6 - Walter YATES - 2018-2020
5. 5 - C. CHRISTIAN - 2014-15
5 - Reginald GIVENS - 2010-11
5 - Marcus TANNER - 2003-04

BLOCKED KICKS

1. 3 - Jonathan JOHNSON - 2003-04
2. 2 - John WILSON - 2010-13,15-16
2 - Rashard RUSSELL - 2008-09
4. 1 - W. BROADBENT - 2012-15
1 - Kelvin CONE - 2003
1 - Chris REED - 2008-09
1 - Edward NDEM - 2008-09
1 - Rashaud FERRELL - 2010-13
1 - Alfred ANSLEY - 2012-14
1 - P. STEVENSON - 2012-13
1 - Rahiem DAVIS - 2016
1 - Juvaro GOODMAN - 2009
1 - Marquis SMITH - 2013-16
1 - Deshawn PRINTUP - 2009-11
1 - T. WILLIAMS - 2012,15
1 - Chris ASBURY - 2008-11
1 - Chris OSBORNE - 2005
1 - C. HERANS - 2006-07
1 - Trevion ASHFORD - 2012-14
1 - Marcus LEE - 2013-15
1 - S. JEANBAPTISTE - 2008-09
1 - C. LEONARD - 2006-07
1 - J. JACKSON - 2007-08
1 - Jontae BAKER - 2017
1 - Isaiah BENNETT - 2015-2017
1 - David CROWLEY - 2014-17
1 - Alex SIMMONS - 2012-15



GAME BY GAME RESULTS

GEORGIA INDUSTRIAL COLLEGE

1915 (1-1)
 HEAD COACH: W.P. Tucker

ALLEN	W/ 21-0
S. C. STATE	L/7-12

1923 (1-0)
 HEAD COACH: W.P. Tucker

VOORHEES	W/35-0
----------	--------

1925 (1-0)
 HEAD COACH: W.P. Tucker

BETHUNE COOKMAN	W/6-3
-----------------	-------

1926 (0-1)
 HEAD COACH: W.P. Tucker

S. C. STATE	L/24-0
-------------	--------

1927 (1-3)
 HEAD COACH: W.P. Tucker

MOREHOUSE JV	W/13-6
PAINE	L/19-6
FAMU	L/18-0
S. C. STATE	L/45-0

1928 (0-3)
 HEAD COACH: W.P. Tucker

PAINE	L/33-13
CLAFLIN	L/7-0
S. C. STATE	L/39-0

1929 (1-2)
 HEAD COACH: Richard Richardson

MORRIS BROWN	L/19-0
PAINE	W/14-7
CLAFLIN	L/27-0

1930 (1-0-1)
 HEAD COACH: Richard Richardson

PAINE	W/6-0
EDWARD WATERS	T/13-13

1931 (1-3-1)
 HEAD COACH: Richard Richardson

PAINE	L/13-6
EDWARD WATERS	T/13-13
FLORIDA N&I	W/13-0
ALLEN	L/20-0
CLAFLIN	L/2-0

1932 (1-2-1)
 HEAD COACH: Richard Richardson

ALBANY STATE	W/19-7
EDWARD WATERS	T/0-0
ALLEN	L/6-0
BENEDICT	L/6-2

1933 (3-1)
 HEAD COACH: Richard Richardson

BETHUNE COOKMAN	W/14-6
EDWARD WATERS	L/12-0
ALLEN	W/8-6
DORCHESTER ACADEMY	W/25-0

1934 (0-4-1)
 HEAD COACH: Richard Richardson

FORT VALLEY	L/30-0
PAINE	T/0-0
TUSKEGEE	L/6-2
BETHUNE COOKMAN	L/21-0
S. C. STATE	L/14-0

1935 (3-3)
 HEAD COACH: Arthur Dwight

FORT VALLEY	L/52-0
HAINES INSTITUTE	W/13-0
PAINE	W/14-6
BETHUNE COOKMAN	L/13-0
BENEDICT	W/6-0
CLAFLIN	L/32-13

1936 (2-2)
 HEAD COACH: Arthur Dwight

BETHUNE COOKMAN	W/25-0
LIVING STONE	W/6-0
ALLEN	L/6-0
BENEDICT	L/13-0

1937 (1-2-1)
 HEAD COACH: Arthur Dwight

BETHUNE COOKMAN	L/13-0
LIVINGSTONE	W/6-0
BENEDICT	L/18-7
VOORHEES	T/0-0

GEORGIA STATE COLLEGE

1938 (3-2)
 HEAD COACH: Arthur Dwight

BETHUNE COOKMAN	L/47-0
EDWARD WATERS	L/14-6
ALLEN	W/7-0
CLAFLIN	W/6-0
VOORHEES	W/19-0

1939 (3-0-1)
 HEAD COACH: Arthur Dwight

FORT VALLEY	T/6-6
PAINE	W/13-0
BETHUNE COOKMAN	W/13-0
VOORHEES	W/6-0

1940 (3-3-1)
 HEAD COACH: W. McKinley King

PAINE	W/20-0
TUSKEGEE	L/18-0
BETHUNE COOKMAN	T/0-0
EDWARD WATERS	L/14-0
ALLEN	L/20-6
CLAFLIN	W/7-0
VOORHEES	W/12-0

1941 (1-3-1)
 HEAD COACH: W. McKinley King

BETHUNE COOKMAN	T/0-0
ALLEN	L/36-6
BENEDICT	L/13-6
CLAFLIN	L/20-0
VOORHEES	W/12-6

1942 (3-2-1)
 HEAD COACH: John H. Myles

PAINE	T/0-0
BETHUNE COOKMAN	L/13-7
ALLEN	W/8-0
BENEDICT	L/12-6
VOORHEES	W/30-0
CLAFLIN	W/26-0

1946 (1-1-1)
 HEAD COACH: John H. Myles

PAINE	T/6-6
CLAFLIN	W/19-6
ALLEN	L/60-0

1947 (1-5-1)
 HEAD COACH: Ted A. Wright

ALBANY STATE	T/6-6
PAINE	L/6-0
BETHUNE COOKMAN	L/21-0
FLORIDA N&I	L/49-9
ALLEN	L/51-0
CLAFLIN	L/13-0
MORRIS COLLEGE	W/7-0

1948 (5-3)
 HEAD COACH: Ted A. Wright

ALBANY STATE	W/7-0
PAINE	W/6-0
BETHUNE COOKMAN	L/20-0
EDWARD WATERS	W/15-6
FLORIDA N&I	L/15-13
ALLEN	L/26-0
CLAFLIN	W/16-6
MORRIS COLLEGE	W/32-13

1949 (3-5)
 HEAD COACH: John Martin

ALBANY STATE	W/20-13
FORT VALLEY	L/19-7
PAINE	W/14-0
BETHUNE COOKMAN	L/33-6
KENTUCKY STATE	L/54-6
ALLEN	L/33-6
CLAFLIN	L/27-0
MORRIS COLLEGE	W/25-0

SAVANNAH STATE COLLEGE

1950 (3-4-1)
 HEAD COACH: John Martin

ALBANY STATE	W/13-6
FORT VALLEY	L/20-18
PAINE	L/33-0
BETHUNE COOKMAN	L/32-13
FLORIDA N&I	T/0-0
KENTUCKY STATE	L/13-0
CLAFLIN	W/19-2
MORRIS COLLEGE	W/27-0

1951 (5-4-1)
 HEAD COACH: John Martin

ALBANY STATE	W/26-12
MOREHOUSE	W/13-6
PAINE	T/6-6
ALABAMA STATE	W/25-12
BETHUNE COOKMAN	L/51-0
FLORIDA N&I	W/48-6
ELIZABETH CITY	W/26-7
BENEDICT	L/33-13
CLAFLIN	L/19-7
MORRIS COLLEGE	L/28-15

1952 (1-8)
 HEAD COACH: John Martin

ALBANY STATE	L/47-0
MOREHOUSE	L/7-2
PAINE	W/20-0
ALABAMA STATE	L/34-7
BETHUNE COOKMAN	L/67-0
FLORIDA N&I	L/18-13
ELIZABETH CITY	L/31-0
CLAFLIN	L/31-0
MORRIS COLLEGE	L/37-0

1953 (0-8)
 HEAD COACH: Albert Frazier

ALBANY STATE	L/36-6
PAINE COLLEGE	L/13-0
ALABAMA STATE	L/74-0
BETHUNE COOKMAN	L/98-0
FLORIDA N&I	L/55-0
ELIZABETH CITY	L/42-0
CLAFLIN	L/61-0
MORRIS COLLEGE	L/65-0

1954 (1-7)
 HEAD COACH: Ross Pearly

ALBANY STATE	L/15-6
PAINE	W/7-0
BETHUNE COOKMAN	L/53-6
FLORIDA N&I	L/20-6
ELIZABETH CITY	L/65-6
CLAFLIN	L/27-6
MORRIS COLLEGE	L/26-13

1955 (2-4-1)
 HEAD COACH: Ross Pearly

ALBANY STATE	L/22-6
PAINE	T/0-0
ALABAMA STATE	L/14-6
BETHUNE COOKMAN	L/43-2
FLORIDA N&I	W/22-14
CLAFLIN	W/18-6
MORRIS COLLEGE	L/12-6

1956 (4-4)
 HEAD COACH: Ross Pearly

ALBANY STATE	L/20-14
CLARK	L/16-13
PAINE	W/27-6
ALABAMA STATE	L/34-0
EDWARD WATERS	L/13-7
FLORIDA N&I	W/13-7
CLAFLIN	W/13-6
MORRIS COLLEGE	W/40-0

1957 (3-3-2)
 HEAD COACH: Richard Washington

ALBANY STATE	T/6-6
CLARK	L/40-0
PAINE	W/38-14
ALABAMA STATE	W/13-7
EDWARD WATERS	T/6-6
FLORIDA N&I	L/33-6
CLAFLIN	W/33-6
MORRIS COLLEGE	L/9-0

1958 (5-4)
 HEAD COACH: Richard Washington

ALBANY STATE	L/8-0
CLARK	L/22-14
PAINE	W/44-12
ALABAMA STATE	W/12-8
EDWARD WATERS	W/24-6
FLORIDA N&I	W/22-20
BENEDICT	L/24-12
CLAFLIN	L/22-18
MORRIS COLLEGE	W/28-14

1959 (3-4-2)
 HEAD COACH: Richard Washington

ALBANY STATE	W/10-8
CLARK	L/27-12
FORT VALLEY	L/24-0
PAINE	W/44-12
ALABAMA STATE	T/14-14
EDWARD WATER	W/14-0
BENEDICT	L/25-6
CLAFLIN	L/38-16
MORRIS COLLEGE	T/8-8



1960 (3-5-1)

HEAD COACH: Richard Washington

ALBANY STATE	L/19-0
CLARK	W/6-0
FORT VALLEY	T/12-12
PAINE	W/30-6
ALABAMA STATE	L/32-0
EDWARD WATERS	L/25-8
BENEDICT	L/65-6
CLAFLIN	L/16-6
MORRIS COLLEGE	W/22-6

1961 (4-4-1)

HEAD COACH: Richard Washington

ALBANY STATE	W/6-0
CLARK	L/25-8
FORT VALLEY	W/14-7
PAINE	W/36-0
ALABAMA STATE	W/32-10
EDWARD WATERS	L/3-0
BENEDICT	L/37-6
CLAFLIN	L/16-6
MORRIS COLLEGE	T/0-0

1962 (4-5)

HEAD COACH: Richard Washington

ALBANY STATE	L/16-0
CLARK	L/20-0
FORT VALLEY	L/27-0
PAINE	W/40-0
ALABAMA STATE	W/8-0
EDWARD WATERS	W/19-7
BENEDICT	W/22-14
CLAFLIN	L/24-18
MORRIS COLLEGE	L/9-6

1963 (0-6)

HEAD COACH: Richard Washington

ALBANY STATE	L/2-0
CLARK	L/45-8
FORT VALLEY	L/13-6
ALABAMA STATE	L/14-12
EDWARD WATERS	L/42-0
MORRIS COLLEGE	L/18-6

1964 (1-6)

HEAD COACH: Leo Richardson

ALBANY STATE	L/23-0
CLARK	L/38-6
FORT VALLEY	L/32-0
EDWARD WATERS	L/24-0
MISSISSIPPI VALLEY	L/53-0
CLAFLIN	W/26-0
MORRIS COLLEGE	L/33-20

1965 (1-6-1)

HEAD COACH: Leo Richardson

ALBANY STATE	L/27-20
CLARK	T/12-12
FORT VALLEY	L/15-12
ALABAMA A&M	L/28-0
EDWARD WATERS	L/36-0
MISSISSIPPI VALLEY	L/67-2
MORRIS	L/21-6
LANE	W/18-8

1966 (3-5)

HEAD COACH: Leo Richardson

ALBANY STATE	L/20-13
CLARK	L/34-18
FORT VALLEY	L/27-14
ALABAMA A&M	L/50-9
EDWARD WATERS	W/9-6
LIVINGSTONE	L/40-0
MORRIS COLLEGE	W/35-0
LANE COLLEGE	W/52-13

1967 (6-2-1)

HEAD COACH: Leo Richardson

ALBANY STATE	W/15-7
CLARK	W/16-7
FORT VALLEY	T/6-6
ALABAMA A&M	L/23-0
ALABAMA STATE	L/22-8
EDWARD WATERS	W/13-8
LIVINGSTONE	W/15-6
MORRIS COLLEGE	W/20-14
LANE COLLEGE	W/20-0

1968 (2-6)

HEAD COACH: Leo Richardson

ALBANY STATE	L/33-30
CLARK	W/23-12
FORT VALLEY	L/19-16
ALABAMA A&M	L/35-19
ALABAMA STATE	L/35-32
ALLEN	W/22-8
S. C. STATE	L/36-7
LANE COLLEGE	L/14-0

1969 (3-5)

HEAD COACH: John H. Myles

ALBANY STATE	L/13-0
CLARK	W/32-16
FORT VALLEY	L/26-15
ALABAMA A&M	L/14-0
ALABAMA STATE	L/14-0
BETHUNE-COOKMAN	W/26-25
S. C. STATE	L/28-7
LANE	W/34-7

1970 (3-5)

HEAD COACH: John H. Myles

ALBANY STATE	L/33-13
CLARK	W/9-3
FORT VALLEY	L/6-2
ALABAMA A&M	W/29-0
BETHUNE COOKMAN	L/34-21
ALCORN STATE	L/34-6
S. C. STATE	L/26-7
LANE COLLEGE	W/34-7

1971 (4-4-1)

HEAD COACH: John H. Myles

ALBANY STATE	L/13-7
CLARK	L/7-0
FORT VALLEY	W/34-24
BETHUNE COOKMAN	L/9-0
KENTUCKY STATE	L/30-0
SHAW	W/16-6
FISK	W/22-21
LANE COLLEGE	W/42-6
VIRGINIA STATE	T/7-7

1972 (6-3)

HEAD COACH: John H. Myles

ALBANY STATE	L/15-0
CLARK	W/21-13
FORT VALLEY	L/28-14
MOREHOUSE	W/56-0
BETHUNE-COOKMAN	W/20-9
KENTUCKY STATE	W/34-23
SHAW	W/20-0
FISK	L/23-14
LANE	W/33-0

1973 (3-6)

HEAD COACH: John H. Myles

ALBANY STATE	L/20-11
CLARK	L/14-7
FORT VALLEY	L/27-8
MOREHOUSE	L/17-13
MILES	W/13-6
BETHUNE COOKMAN	L/75-23
JOHNSON C. SMITH	W/13-12
FISK	L/30-0
KNOXVILLE	W/40-7

1974 (3-6-1)

HEAD COACH: John H. Myles

ALBANY STATE	L/39-6
CLARK	L/27-13
FORT VALLEY	W/16-0
MILES	L/10-8
BETHUNE COOKMAN	L/35-6
ELON	L/20-0
N.C. CENTRAL	T/0-0
FISK	L/21-0
KNOXVILLE	W/27-7
FORT BRAGG	W/51-0

1975 (3-7)

HEAD COACH: John H. Myles

ALBANY STATE	W/46-0
CLARK	W/30-14
FORT VALLEY	L/20-15
MILES	L/17-0
BETHUNE COOKMAN	L/41-6
ELON	L/37-13
N.C. CENTRAL	L/30-0
NEWBERRY	L/26-13
FISK	L/8-6
KNOXVILLE	W/31-21

1976 (0-9)

HEAD COACH: John H. Myles

ALBANY STATE	L/26-15
CLARK	L/19-0
FORT VALLEY	L/27-6
MOREHOUSE	L/6-0
MILES	L/17-16
BETHUNE COOKMAN	L/30-14
NEWBERRY	L/21-7
FISK	L/13-0
KNOXVILLE	L/21-14

1977 (4-5)

HEAD COACH: Frank Ellis, Jr.

ALBANY STATE	L/30-8
CLARK	W/15-14
FORT VALLEY	L/31-29
MOREHOUSE	L/7-3
MILES	W/18-7
BETHUNE COOKMAN	L/23-9
NEWBERRY	L/24-10
FISK	W/14-7
KNOXVILLE	W/8-6

1978 (4-6)

HEAD COACH: Frank Ellis, Jr.

ALBANY STATE	L/41-2
CLARK	L/31-29
FORT VALLEY	L/20-13
MOREHOUSE	W/26-0
MORRIS BROWN	L/15-14
MILES	W/19-15
NEWBERRY	L/17-14
FISK	W/40-20
KNOXVILLE	L/21-0
LANE	W/27-20

1979 (6-3-1)

HEAD COACH: Frank Ellis, Jr.

ALBANY STATE	W/23-0
CLARK	W/25-20
FORT VALLEY	W/23-15
MOREHOUSE	L/20-14
MORRIS BROWN	L/28-0
ALABAMA STATE	W/9-7
NEWBERRY	L/35-6
FISK	T/14-14
KNOXVILLE	W/3-0
LANE	W/7-0

1980 (5-5)

HEAD COACH: Frank Ellis, Jr.

ALBANY STATE	L/3-0
CLARK	L/44-26
FORT VALLEY	L/16-13
MOREHOUSE	W/27-0
ALABAMA STATE	L/45-0
CENTRAL FLORIDA	W/44-0
NEWBERRY	L/28-26
FISK	W/77-0
KNOXVILLE	W/28-2
LANE	W/35-10

1981 (4-6)

HEAD COACH: Frank Ellis, Jr.

ALBANY STATE	W/14-12
CLARK	L/13-0
FORT VALLEY	L/45-16
MOREHOUSE	L/14-6
MORRIS BROWN	L/28-10
CENTRAL FLORIDA	L/47-13
NEWBERRY	L/50-22
FISK	W/52-7
KNOXVILLE	W/22-13
LANE	W/20-18

1982 (4-5)

HEAD COACH: Frank Ellis, Jr.

ALBANY STATE	L/22-19
CLARK	W/16-12
MOREHOUSE	W/17-0
MORRIS BROWN	L/9-7
TUSKEGEE	L/13-8
MARS HILL	W/20-0
NEWBERRY	L/57-43
MIDDLE TENNESSEE	L/12-3
MILLERSVILLE	W/17-14

1983 (2-9)

HEAD COACH: Frank Ellis, Jr.

ALBANY STATE	L/17-0
CLARK	W/21-12
FORT VALLEY	L/41-12
GEORGIA SOUTHERN	L/15-0
MOREHOUSE	L/24-14
MORRIS BROWN	L/29-12
VALDOSTA STATE	L/14-10
ALABAMA A&M	L/26-7
TUSKEGEE	L/26-21
MARS HILL	W/21-10
MIDDLE TENNESSEE	L/51-0

1984 (2-7-1)

HEAD COACH: Frank Ellis, Jr.

ALBANY STATE	L/27-0
CLARK	W/40-0
FORT VALLEY(HC)	L/27-0
MOREHOUSE	L/31-24
MORRIS BROWN	L/21-6
VALDOSTA STATE	L/28-7
ALABAMA A&M	T/14-14
NORTH ALABAMA	L/37-3
TUSKEGEE	L/22-20
MARS HILL	W/13-12

1985 (2-9)

HEAD COACH: Frank Ellis, Jr.

ALBANY STATE	L/37-10
CLARK	W/28-19
FORT VALLEY	L/29-0
GA. SOUTHWESTERN	L/30-14
MOREHOUSE	L/14-9
MORRIS BROWN	W/6-0
ALABAMA A&M	L/28-17
NORTH ALABAMA	L/43-22
TUSKEGEE	L/14-10
UDC(HC)	L/15-14
CENTRAL FLORIDA	L/31-7

1986 (6-4)

HEAD COACH: William R. "Bill" Davis

ALBANY STATE	W/19-10
CLARK	W/16-0
FORT VALLEY	L/18-6
GA. SOUTHWESTERN	W/20-3
MOREHOUSE	W/34-17
MORRIS BROWN	W/10-7
VALDOSTA STATE	L/21-7
ALABAMA A&M	L/7-3
TUSKEGEE	L/44-14
BOWIE STATE	W/30-0

1987 (4-6)

HEAD COACH: William R. "Bill" Davis

ALBANY STATE	L/33-7
CLARK	W/16-13
FORT VALLEY	W/26-7
MOREHOUSE	L/19-14
MORRIS BROWN	W/24-0
VALDOSTA STATE(HC)	L/35-16
ALABAMA A&M	L/22-9
TUSKEGEE	L/32-10
CENTRAL FLORIDA	L/36-26
FAYETTEVILLE	W/26-14

1988 (7-3)

HEAD COACH: William R. "Bill" Davis

ALBANY STATE	W/28-22
CLARK	W/54-18
FORT VALLEY	W/41-14
MOREHOUSE(HC)	W/70-13
MORRIS BROWN	L/18-7(F)
ALABAMA A&M	L/14-10
TUSKEGEE	W/31-21
FAYETTEVILLE	W/9-6
JOHNSON C. SMITH	W/30-6
WOFFORD	L/24-23

1989 (8-1)

HEAD COACH: William R. "Bill" Davis

ALBANY STATE	W/29-17
CLARK	W/55-12
FORT VALLEY	W/45-37
GEORGIA SOUTHERN	L/35-14
MORRIS BROWN	W/57-13
MILES	W/50-6
ELON	W/34-10
FAYETTEVILLE	W/21-20
KNOXVILLE	W/29-5

1990 (7-4)

HEAD COACH: William R. "Bill" Davis

ALBANY STATE	W/34-21
CLARK	W/29-28
FORT VALLEY	W/64-22
GEORGIA SOUTHERN	L/54-7
MOREHOUSE	W/26-7
MORRIS BROWN	W/51-6
ALABAMA A&M	L/37-25
TUSKEGEE	L/33-20
BETHUNE COOKMAN	L/28-19
FAYETTEVILLE	W/41-3
JOHNSON C. SMITH	W/54-12

1991 (7-4)

HEAD COACH: William R. "Bill" Davis

ALBANY STATE	W/51-16
FORT VALLEY	L/34-30
GEORGIA SOUTHERN	L/29-6
MOREHOUSE	L/42-34
MORRIS BROWN	W/56-0
ALABAMA A&M	L/27-25
MILES	W/50-13
TUSKEGEE	W/43-38
BETHUNE COOKMAN	W/35-20
CENTRAL FLORIDA	W/33-31
CHANEY	W/62-3

1992 (8-4)

HEAD COACH: William R. "Bill" Davis

ALBANY STATE	L/33-24
CLARK	W/21-7
FORT VALLEY	L/22-13
GEORGIA SOUTHERN	L/21-7
MOREHOUSE	W/54-0
MORRIS BROWN	W/30-15
ALABAMA A&M	W/31-14
JACKSONVILLE ST.	L/41-16
MILES	W/73-6
TUSKEGEE	W/35-24
BETHUNE COOKMAN	W/31-21
LIVINGSTONE	W/63-21

1993 (5-3-2)

HEAD COACH: Joseph C. Crosby

ALBANY STATE	L/28-10
CLARK	W/16-14
FORT VALLEY	T/14-14
GEORGIA SOUTHERN	L/33-5
MOREHOUSE	W/33-19
MORRIS BROWN	L/15-14
ALABAMA A&M	T/16-16
MILES	W/57-6
TUSKEGEE	W/32-16
LIVINGSTONE	W/37-18

1994 (8-3)

HEAD COACH: Joseph C. Crosby

VIRGINIA UNION	W/37-21
TUSKEGEE	L/22-21
TEXAS SOUTHERN	W/43-14
ALABAMA A&M	W/19-0
MOREHOUSE	L/14-7
ALBANY STATE	L/36-12
MORRIS BROWN	W/27-19
CLARK	W/53-12
KENTUCKY STATE	W/54-0
FORT VALLEY	W/27-21
MILES	W/40-20

1995 (7-4)

HEAD COACH: Wendell Avery

VIRGINIA UNION	W/45-6
TUSKEGEE	W/10-6
VIRGINIA STATE	W/30-14
ALABAMA A&M	L/11-8
MOREHOUSE	L/14-9
ALBANY STATE	L/48-10
MORRIS BROWN	W/19-16
CLARK ATLANTA	L/21-7
KENTUCKY STATE	W/20-13
FORT VALLEY	W/28-7
MILES	W/28-18

SAVANNAH STATE UNIVERSITY

1996 (6-4)

HEAD COACH: Wendell Avery

TUSKEGEE	W/20-12
VIRGINIA UNION	W/54-7
VALDOSTA STATE	L/21-7
ALABAMA A&M	L/37-31
MOREHOUSE	W/19-9
ALBANY STATE	L/27-17
MORRIS BROWN	W/10-3
CLARK ATLANTA	W/20-13
KENTUCKY STATE	W/31-14
FORT VALLEY	L/19-14

1997 (3-8)

HEAD COACH: Daryl McNeill

WINGATE	L/37-31
WINSTON-SALEM	L/27-24
LANE	W/32-10
MOREHOUSE	W/3-0
ALBANY STATE	L/41-3
MORRIS BROWN	L/24-23
TUSKEGEE	L/20-14
KENTUCKY STATE	L/28-10
FORT VALLEY	L/12-3
MILES	W/34-28
CLARK ATLANTA	L/23-22

1998 (7-4)

HEAD COACH: Daryl McNeill

ELIZABETH CITY	W/16-2
BETHUNE-COOKMAN	L/14-7
CLARK ATLANTA	W/38-7
LANE	W/27-0
MOREHOUSE	W/34-0
ALBANY STATE	L/24-7
MORRIS BROWN	W/19-16
KENTUCKY STATE	W/32-24
FORT VALLEY STATE	L/28-10
MILES	W/23-6
TUSKEGEE	L/22-20

1999 (5-6)

HEAD COACH: Steve Wilks

ELIZABETH CITY	W/50-12
BETHUNE-COOKMAN	L/17-14
CLARK ATLANTA	W/34-7
U.T. CHATTANOOGA	L/49-0
VIRGINIA STATE	W/31-21
ALBANY STATE	L/17-14
MORRIS BROWN	W/43-35
KENTUCKY STATE	L/24-23
FORT VALLEY	L/35-25
MILES	W/49-12
TUSKEGEE	L/51-36

2000 (2-8)

HEAD COACH: William R. "Bill" Davis

BETHUNE-COOKMAN	L/30-15
SCSU	L/42-26
VIRGINIA STATE	L/27-7
ALBANY STATE	L/27-13
MORGAN STATE	L/12-6
MORRIS BROWN	L/45-14
FORT VALLEY STATE	W/37-13
MILES COLLEGE	W/35-25
TUSKEGEE UNIVERSITY	L/21-0
GARDNER-WEBB	L/42-18

2001 (2-7)

HEAD COACH: William R. "Bill" Davis

GEORGIA SOUTHERN	L/69-6
S. CAROLINA STATE	W/14-9
ALBANY STATE	L/31-14
NORFOLK STATE	L/27-18
MORGAN STATE	L/26-0
MORRIS BROWN	W/17-14
FORT VALLEY STATE	L/35-0
DELAWARE STATE	L/45-22
GARDNER-WEBB	L/34-14

2002 (1-9)

HEAD COACH: Ken Pettiford

BETHUNE-COOKMAN	L/41-9
DELAWARE STATE	L/41-9
NORFOLK STATE	L/35-6
SCSU	L/50-12
ALBANY STATE	L/36-14
CHARLESTON SOUTHERN	L/21-3
MORRIS BROWN	W/21-20
FORT VALLEY STATE	L/25-6
GARDNER-WEBB	L/44-13
ALABAMA STATE	L/28-13

2003 (0-5)

HEAD COACH: Ken Pettiford

BETHUNE-COOKMAN	L/62-12
GEORGIA SOUTHERN	L/35-0
NORFOLK STATE	L/7-3
SCSU	L/53-0
HOWARD	L/48-3

2003 (0-7)

HEAD COACH: Richard Basil

ALBANY STATE	L/56-0
ALABAMA A&M	L/41-0
COASTAL CAROLINA	L/29-19
MORGAN STATE	L/45-14
EDWARD WATERS	L/34-28
GRAMBLING STATE	L/33-17
HAMPTON	L/48-13



2004 (2-8)

HEAD COACH: Richard Basil

NORFOLK STATE	WO/41-34
SCSU	L/20-55
HOWARD	L/7-53
ALBANY STATE	L/19-37
ALABAMA A&M	L/12-44
FLORIDA A&M	L/14-50
ALLEN	W/34-0
COASTAL CAROLINA	L/14-52
GRAMBLING	L/26-31
HAMPTON	L/7-58

2005 (0-11)

HEAD COACH: Richard Basil

Sept. 3	BENEDICT COLLEGE	L/14-31
Sept. 10	ELON	L/14-48
Sept. 17	vs. MORGAN	L/26-55
Sept. 24	HOWARD	L/21-39
Oct. 1	NORFOLK	L/29-58
Oct. 15	vs. B. COOKMAN	L/13-56
Oct. 22	at CHAR. SOUTHERN	L/28-48
Oct. 29	CEN. ST. OF OHIO	L/27-28
Nov. 5	COASTAL CAROLINA	L/16-42
Nov. 12	GARDNER-WEBB	L/21-31
Nov. 19	at HAMPTON	L/6-44

2006 (2-9)

HEAD COACH: Theo Lemon

Sept. 2	vs. BENEDICT	L/7-21
Sept. 9	at B. COOKMAN	L/6-55
Sept. 22	LIBERTY	L/0-28
Sept. 30	MILES	L/12-24
Oct. 7	CHAR. SOUTHERN	L/13-38
Oct. 14	vs. MOREHOUSE	W/24-20
Oct. 21	WINSTON SALEM	L/6-38
Oct. 28	at JOHNSON C. SMITH	L/27-6
Nov. 4	at COASTAL CAR.	L/6-66
Nov. 11	EDWARD WATERS	W/28-7
Nov. 18	at CAL POLY	L/0-55

2007 (1-9)

HEAD COACH: Theo Lemon

Aug. 30	at MORGAN	L/7-47
Sept. 7	JOHNSON C. SMITH	W/24-10
Sept. 15	BETHUNE-COOKMAN	L/13-45
Sept. 29	at FORT VALLEY	L/2-33
Oct. 6	at CHAR. SOUTHERN	L/0-28
Oct. 13	at MOREHOUSE	L/14-32
Oct. 20	N.C. CENTRAL	L/14-30
Oct. 27	EDWARD WATERS	L/7-24
Nov. 3	at GARDNER-WEBB	L/0-66
Nov. 17	MISSISSIPPI VALLEY	L/3-28

2008 (5-7)

HEAD COACH: Robby Wells

Aug. 30	JACKSONVILLE	L/7-20
Sept. 6	LIVINGSTONE	W/45-10
Sept. 13	at WINSTON-SALEM	W/16-13
Sept. 20	at B. COOKMAN	L/9-34
Sept. 27	vs. HOWARD	L/21-49
Oct. 4	at CLARK ATLANTA	W/17-14
Oct. 11	CHAR. SOUTHERN	L/20-29
Oct. 18	at MISSISSIPPI VAL.	L/20-22
Nov. 1	CONCORDIA	W/23-7
Nov. 8	vs. EDWARD WATERS	L/21-6
Nov. 15	at WEBBER INTER.	W/24-7
Nov. 22	at N.C. CENTRAL	L/7-10

2009 (2-8)

HEAD COACH: Robby Wells

Sept. 5	at LIVINGSTONE	W/34-12
Sept. 12	ALABAMA STATE	L/17-20
Sept. 19	at #8 MCNEESE	L/0-56
Sept. 26	vs. CONCORDIA	L/21-23
Oct. 3	at CHAR. SOUTHERN	L/10-47
Oct. 17	B. COOKMAN	L/24-34
Oct. 24	OLD DOMINION	L/17-38
Oct. 31	EDWARD WATERS	W/45-24
Nov. 14	WEBBER INTER.	L/20-35
Nov. 21	at N.C. CENTRAL	L/14-35

2010 (1-10)

HEAD COACH: Julius Dixon

Sept. 4	at GA. SOUTHERN	L/3-48
Sept. 11	vs. FORT VALLEY	L/10-41
Sept. 18	at B. COOKMAN	L/7-42
Sept. 25	vs. ALBANY STATE	L/14-28
Oct. 2	at LIBERTY	L/14-52
Oct. 9	at GEORGIA STATE	L/21-55
Oct. 16	at FLORIDA A&M	L/0-31
Oct. 23	at ALABAMA STATE	L/0-24
Nov. 6	at OLD DOMINION	L/9-57
Nov. 13	N.C. CENTRAL	W/28-21
Nov. 20	NORFOLK	L/6-42

2011 (1-10)

HEAD COACH: Steve Davenport

Sept. 3	vs. Albany State	L, 34-37
Sept. 10	at South. Louisiana	L, 6-63
Sept. 17	at #3 Appalachian State	L, 6-41
Sept. 24	at N.C. Central	W, 33-30
Oct. 1	HOWARD	L, 14-34
Oct. 8	at Morgan State	L, 17-44
Oct. 15	FLORIDA A&M	L, 7-47
Oct. 29	HAMPTON	L, 5-22
Nov. 5	NORFOLK STATE	L, 3-45
Nov. 12	at B. Cookman	L, 3-59
Nov. 19	SCSU	L, 10-20

2012 (1-10)

HEAD COACH: Steve Davenport

Sept. 1	at #19 Oklahoma State	L, 0-84
Sept. 8	at #6 Florida State	L, 0-55
Sept. 22	N.C. CENTRAL	L, 33-45
Sept. 29	at Howard	L, 9-56
Oct. 6	MORGAN STATE	L, 6-45
Oct. 13	at Florida A&M	L, 3-44
Oct. 20	EDWARD WATERS	W, 42-35
Oct. 27	at Hampton	L, 13-21
Nov. 3	at Norfolk State	L, 21-33
Nov. 10	B. COOKMAN	L, 7-49
Nov. 17	at South Carolina State	L, 13-27

2013 (1-10)

HEAD COACH: Earnest Wilson

Aug. 31	at Georgia Southern	L, 9-77
Sept. 7	at Troy	L, 3-66
Sept. 14	FORT VALLEY	W, 27-20
Sept. 21	at #16 Miami	L, 7-77
Sept. 28	DELAWARE STATE	L, 22-24
Oct. 5	at Norfolk State	L, 24-26
Oct. 12	FLORIDA A&M	L, 14-27
Oct. 19	at #17 B. Cookman	L, 21-48
Oct. 26	N.C. CENTRAL	L, 10-24
Nov. 2	S.C. STATE	L, 9-45
Nov. 9	at Howard	L, 14-42
Nov. 16	at N.C. A&T	L, 14-41

2014 (0-12)

HEAD COACH: Earnest Wilson

Aug. 30	at Middle Tennessee	L, 7-61
Sept. 6	at Georgia Southern	L, 9-83
Sept. 12	FORT VALLEY	L, 28-42
Sept. 27	at Delaware State	L, 10-35
Oct. 4	NORFOLK STATE	L, 7-14
Oct. 11	at Florida A&M	L, 14-24
Oct. 18	B. COOKMAN	L, 20-48
Oct. 25	at N.C. Central	L, 14-42
Nov. 1	at SCSU	L, 7-59
Nov. 8	HOWARD	L, 21-51
Nov. 15	N.C. A&T	L, 0-34
Nov. 22	at BYU	L, 0-64

2015 (1-9)

HEAD COACH: Earnest Wilson

Sept. 5	COLORADO STATE	L, 13-65
Sept. 19	AKRON	L, 9-52
Sept. 26	at Bethune-Cookman	L, 12-42
Oct. 3	FLORIDA A&M	W, 37-27
Oct. 10	at Morgan State	L, 3-42
Oct. 17	N.C. CENTRAL	L, 22-39
Oct. 31	at Howard	L, 9-55
Nov. 7	at Norfolk State	L, 17-20 OT
Nov. 14	HAMPTON	L, 3-42
Nov. 21	S.C. STATE	L, 29-52

2016 (3-7)

HEAD COACH: Erik Raeburn

Sept. 3	at Georgia Southern	L, 0-54
Sept. 10	at Southern Mississippi	L, 0-56
Sept. 24	B. COOKMAN	W, 16-10
Oct. 1	at Florida A&M	L, 14-19
Oct. 15	at N.C. Central	L, 3-33
Oct. 29	HOWARD	W, 31-27
Nov. 5	NORFOLK STATE	W, 31-14
Nov. 12	at Hampton	L, 24-28
Nov. 19	at S.C. State	L, 0-32
Nov. 26	MORGAN STATE	L, 24-35

2017 (3-8)

HEAD COACH: Erik Raeburn

Sept. 9	at Appalachian State	L, 7-54
Sept. 16	at Montana	L, 3-56
Sept. 2	FLORIDA A&M	L, 14-20
Sept. 30	at Bethune-Cookman	L, 12-24
Oct. 07	HAMPTON	L, 10-17
Oct. 14	at Morgan State	L, 28-48
Oct. 21	at Charleston So.	L, 27-52
Oct. 28	at Norfolk State	W, 27-9
Nov. 04	DELAWARE STATE	W, 35-21
Nov. 11	at North Carolina A&T	L, 17-36
Nov. 18	S.C. STATE	W, 34-10

2018 (2-8)

HEAD COACH: Erik Raeburn (2-8)

Aug. 30	at UAB	L, 0-52
Sept. 8	at Miami	L, 0-77
Sept. 15	at Howard	Cancelled
Sept. 22	at Florida A&M	L, 13-31
Sept. 29	vs. B. Cookman	L, 20-35
Oct. 6	vs. Char. Southern	W, 23-3
Oct. 13	vs. Morgan State	L, 11-18
Oct. 27	vs. Norfolk State	W, 32-3
Nov. 3	at Delaware State	L, 6-25
Nov. 10	vs. N.C. A&T State	L, 12-28
Nov. 17	at S.C. State	L, 17-21

2019 (7-3)

HEAD COACH: Shawn Quinn

Sept. 8	vs. Florida Tech	L, 22-23
Sept. 14	vs. Virginia Lynchburg	W, 60-21
Sept. 21	at Benedict College	W, 21-14
Sept. 28	at Morehouse College	W, 17-10
Oct. 5	at Charleston Southern	L, 19-24
Oct. 12	at Alcorn State	L, 17-42
Oct. 19	at Clark Atlanta	W, 22-15
Oct. 26	vs. Albany State	W, 35-19
Nov. 2	vs. Fort Valley State	W, 53-24
Nov. 9	at Edward Waters	W, 49-19

2020 (1-1)

HEAD COACH: Shawn Quinn

March 13	at West Alabama	L, 28-36
March 27	vs. Middle Georgia State	W, 85-0

[Games played in spring of 2021]

2021 (8-2)

HEAD COACH: Shawn Quinn

Sept. 4	at Valdosta State	L, 7-53
Sept. 11	vs. Livingstone College	W, 50-6
Sept. 18	vs. Benedict College	W, 41-34
Sept. 25	vs. Morehouse College	W, 29-10
Oct. 2	at Kentucky State	W, 21-17
Oct. 9	vs. Erskine College	W, 39-6
Oct. 16	vs. Clark Atlanta	W, 49-14
Oct. 23	at Albany State	L, 0-30
Oct. 30	at Fort Valley State	W, 24-6
Nov. 6	vs. Edward Waters	W, 24-0

2022 (5-5)

HEAD COACH: Aaron Kelton

Sept. 3	vs. Southeastern Univ.	L, 14-34
Sept. 10	at Edward Waters	W, 31-28
Sept. 17	at Benedict	L, 6-24
Sept. 24	at Morehouse	W, 15-3
Oct. 2	vs. Kentucky State	L, 13-28
Oct. 8	vs. Virginia Lynchburg	W, 28-14
Oct. 15	at Clark Atlanta	L, 12-21
Oct. 22	vs. Albany State	L, 20-31
Oct. 29	vs. Fort Valley	W, 28-24
Nov. 5	vs. Lane	W, 44-38



ALL-TIME SERIES RESULTS

TEAM	W	L	T	PF	PA
Akron	0	1	0	9	52
Alabama A&M	5	16	2	284	488
UAB	0	1	0	0	52
Alabama State	6	11	1	196	396
Albany State	18	44	2	825	1402
Alcorn State	0	2	0	23	76
Allen	4	9	0	75	264
Appalachian State	0	2	0	13	95
Benedict	4	13	0	181	384
Bethune-Cookman	9	40	2	542	1636
Bowie State	1	0	0	30	0
Brigham Young	0	1	0	0	64
Cal Poly	0	1	0	0	55
Central Florida	2	3	0	123	145
Central State	0	1	0	27	28
Chaney	1	0	0	62	3
Charleston Southern	1	8	0	143	290
Clayton	10	16	0	286	401
Clark-Atlanta	27	19	1	935	815
Coastal Carolina	0	4	0	55	189
Colorado State	0	1	0	13	65
Concordia/Selma	1	1	0	44	30
Delaware State	1	5	0	104	194
Dorchester Academy	1	0	0	25	0
Edward Waters	12	13	4	422	445
Elizabeth City	3	3	0	98	159
Elon	1	3	0	61	115
Erskine	1	0	0	39	6
Fayetteville State	4	0	0	97	43
Fisk	5	5	1	239	164
FAMU	1	9	0	116	339

TEAM	W	L	T	PF	PA
Florida N&I	5	6	1	165	237
Florida State	0	1	0	0	55
Florida Tech	0	1	0	22	23
Fort Bragg	1	0	1	51	0
Fort Valley	15	36	4	889	1244
GA Southern	0	11	0	63	564
GA Southwestern	1	1	0	34	33
GA State	0	0	0	0	0
Gardner-Webb	0	5	0	66	217
Grambling State	0	2	0	43	64
Haines Institute	1	0	0	13	0
Hampton	0	8	0	80	285
Howard	1	9	0	150	454
Jacksonville Univ.	0	1	0	7	20
Jacksonville State	0	1	0	16	41
Johnson C. Smith	3	1	0	127	67
Kentucky State	5	6	0	223	251
Knoxville	8	1	0	199	144
Lane	14	1	0	425	151
Liberty	0	1	0	0	28
Livingstone	8	1	0	256	123
Mars Hill	3	0	0	54	22
McNeese State	0	1	0	0	56
University of Miami	0	1	0	7	77
Middle Tennessee	0	3	0	10	124
Miami	0	1	0	0	77
Middle Ga State	1	0	0	85	0
Miles	13	4	0	525	236
Millersville	1	0	0	17	14
Mississippi Valley	0	4	0	25	170
Montana	0	1	0	3	56

TEAM	W	L	T	PF	PA
Morehouse	17	15	0	669	367
Morgan State	0	11	0	142	417
Morris Brown	23	21	2	813	728
Newberry	0	8	0	141	258
Norfolk State	4	10	0	265	368
North Alabama	0	2	0	25	80
N.C. A&T	0	4	0	43	139
N.C. Central	2	9	1	178	309
Oklahoma State	0	1	0	0	84
Old Dominion	0	1	0	17	38
Paine College	16	6	5	410	192
S.C. State	2	19	0	219	699
Shaw	1	0	0	36	6
Southeastern La.	0	1	0	6	63
Southeastern Univ.	0	1	0	14	34
Southern Mississippi	0	1	0	0	56
Texas Southern	1	0	0	43	14
Troy University	0	1	0	3	66
Tuskegee	7	13	0	391	442
UDC	0	1	0	14	15
UT Chattanooga	0	1	0	0	49
Valdosta State	0	6	0	54	172
Virginia State	2	1	1	75	69
Virginia Union	3	0	0	136	34
Virginia Lynchburg	2	0	0	88	35
Webber International	1	1	0	20	35
West Alabama	0	1	0	28	36
Wingate	0	1	0	31	37
Winston-Salem State	1	2	0	46	78





SOUTHERN INTERCOLLEGIATE
ATHLETIC CONFERENCE

LEADERS RISE HERE

Proud Conference OF



SAVANNAH STATE ATHLETICS

15 SPORTS

A S I N G U L A R V I S I O N

GRADUATE STUDENT-ATHLETES WIN CHAMPIONSHIPS

It is the mission of the Savannah State Athletic Department to provide coaches and student-athletes the tools to be successful in the classroom and on the field. We proudly support every student-athlete's journey through our programs.



CONTRIBUTE TO THE LEGACY
OF SAVANNAH STATE ATHLETICS
THROUGH A SPONSORSHIP



Daryl Richardson
SJAC Champion
Bachelor's degree Interdisciplinary Studies

Le'Andrea Gillis
SJAC East Division Champion
Bachelor's degree Biology

Korbin Allan
Medalist Alabama Spring Classic
Bachelor's degree Biology
Top undergraduate of the 2022 class