

SPU WOMEN'S BASKETBALL RECORD BOOK

Through the 2024-25 season



FALCON PACE SETTERS




Sharp-shooting Kelsey Burns tied a school record for 3-pointers made in a game when she drained nine against Alaska Fairbanks in the final game of the 08-09 regular season.



Valerie Gustafson is the all-time leading field goal shooter for the Falcons, led the team twice in rebounding, and was named an All-American at the end of 2003-04.



Brittney Kroon owns every school and conference record for blocked shots and led the NCAA in 2004



Chantel Vinson twice led the team in steals and finished as the Seattle Pacific career leader.

INDIVIDUAL RECORDS

ALL-TIME RECORDS



During her career, Linda Johnson set six SPU records, four of which still stand alone and one of which is shared with three other players.

Points scored

Game	41	Linnea Jarvits vs. Cal Poly Pomona, Dec. 28, 1995
Season	620	Cheryle Meppelink, 1984-85 (27 games)
Career	1842	Linda Johnson, 1986-89 (105 games)

Scoring average

Season	23.0	Cheryle Meppelink, 1984-85 (620 in 27 games)
Career	21.1	Cheryle Meppelink, 1983-85 (1142 in 54 games)

Field goals made

Game	16	Diane Black vs. Gonzaga, Jan. 4, 1984
	16	Linda Johnson vs. Sheldon Jackson, Jan. 7, 1987
	16	Lori Robinett vs. Alaska Pacific, Jan. 13, 1988
	16	Linnea Jarvits vs. Cal Poly Pomona, Dec. 28, 1995
Season	263	Cheryle Meppelink, 1984-85
Career	799	Linda Johnson, 1986-89

Field goals attempted

Game	33	Diane Black vs. Puget Sound, Jan. 5, 1983
Season	545	Linda Johnson, 1988-89
Career	1632	Linda Johnson, 1986-89

Best field goal percentage

Game (10 att.)	1.000	Kelly Berglund (14-14) vs. Alaska Anch., Jan. 10, 2002
Season (150 att.)	.578	Valerie Gustafson (196-339), 2003-04
Career (300 att.)	.568	Kelley Berglund (328-577), 2001-03

3-point field goals made

Game	9	Jennifer Riggan vs. Eastern Montana, Feb. 28, 1992
	9	Kelsey Burns vs. Alaska Fairbanks, Feb. 21, 2009
Season	82	Lynne Roberts, 1995-96
Career	234	Mandy Wood, 2002-06

3-point field goals attempted

Game	18	Lynne Roberts vs. Mars Hill, Dec. 27, 1995
Season	218	Lynne Roberts, 1995-96
Career	577	Mandy Wood, 2002-06

Best 3-point field goal percentage

Game (5 att.)	1.000	Lolo Weatherspoon (5-5) vs. C. Wash., Feb. 1, 2024
	.875	Lynne Roberts (7-8) vs. Willamette, Feb. 8, 1997
Season (1 mpg)	.480	Mandy Wood (35-75), 2002-03
Career (100 att.)	.406	Mandy Wood (155-371), 2002-06



Lynne Roberts owns six of the nine major 3-point field goal records for Seattle Pacific.

Free Throws Made

Game	14	Lori Robinett vs. Saint Martin's, Jan. 19, 1988
	14	Jan Bolton vs. Sacramento State, Nov. 24, 1990
Season	135	Jordan McPhee 2017-18
Career	374	Katie Benson 2011-14

Free Throws Attempted

Game	21	Nicole Trammell vs. Portland State, Feb. 25, 1994
Season	183	Jan Bolton, 1991-92
Career	479	Katie Benson 2011-14

INDIVIDUAL RECORDS



Tosca Lindberg grabbed more than 1,000 rebounds from 1989-93.



Becky Wiersma still holds or shares the standards for most assists and steals in a game.

Best free throw percentage

Game (10 att.)	1.000	Schuyler Berry (10-10) at Stanislaus State, Dec. 14, 2023
	.929	Kerie Hughes (13-14) vs. Western Washington, Jan. 5, 2002
	.929	Jordan McPhee (13-14) at Simon Fraser, Jan. 13, 2018
Season (50 att.)	.923	Riley Evans (60-65), 2018-19
Career (100 att.)	.872	Suzanna Ohlsen (260-298), 2012-15

Most rebounds

Game	26	Pam Spencer vs. Oregon College of Education, Feb. 5, 1977
Season	359	Tosca Lindberg, 1990-91 (29 games)
Career	1125	Tosca Lindberg, 1989-93 (113 games)

Rebounding average

Season	12.4	Tosca Lindberg, 1990-91 (359 in 29 games)
Career	11.6	Pam Spencer, 1975-77 (416 in 36 games)

Most assists

Game	15	Becky Wiersma vs. Sheldon Jackson, Nov. 18, 1989
	15	Debbie Miller vs. Montana State Billings, Feb. 15, 1997
Season	219	Debbie Miller, 1996-97 (29 games)
Career	647	Becky Wiersma, 1986-90 (113 games)

Assists average

Season	7.6	Debbie Miller, 1996-97 (219 in 29 games)
Career	6.5	Debbie Miller, 1995-98 (558 in 86 games)

Most blocked shots

Game	13	Brittney Kroon vs. Northwest Nazarene, Jan. 29, 2004
Season	135	Brittney Kroon, 2003-04 (31 games)
Career	419	Brittney Kroon, 2002-06 (121 games)

Most steals

Game	9	Chantel Vinson vs. Washburn, Dec. 29, 1997
	9	Becky Wiersma vs. St. Martin's, Feb. 25, 1989
Season	94	Chantel Vinson, 1995-96 (27 games)
Career	294	Chantel Vinson, 1994-98 (115 games)

TEAM RECORDS

ALL-TIME RECORDS

Most points scored

Game	112	vs. W. New Mexico, Jan. 24, 1998
Season	2660	1997-98 (30 games)

Scoring average

Highest	88.7	1997-98
Lowest	43.2	1978-79

Fewest points scored

Game	16	vs. Alaska Fairbanks, Jan. 10, 1979
Season	1241	1979 (23 games)

Most points allowed

Game	121	vs. Western Washington, Feb. 15, 1979
Season	2160	1994-95 (29 games)

Fewest points allowed

Game	26	vs. Puget Sound, Jan. 15, 1977
Season	1241	1978 (23 games)

Field goals made

Game	50	vs. Central Washington, March 2, 1982
Season	1027	1997-98 (30 games)

Field goals attempted

Game	108	vs. Central Washington, March 2, 1982
Season	2120	2004-05 (33 games)

Best field goal percentage

Game (60 att.)	.656	vs. W. New Mexico (42-64), March 7, 1997
Season	.492	1997-98 (1027-2087)

3-point field goals made

Game	17	vs. Dixie State, Jan. 27, 2007
Season	229	2003-04 (31 games), 2004-05 (33 games)

3-point field goals attempted

Game	31	vs. Pacific Lutheran, Nov. 24, 2009
Season	647	2004-05 (33 games)

Best 3-point field goal percentage

Game (10 made)	.708	vs. Dixie State (17-24), Jan. 27, 2007
Season	.401	1997-98 (30 games)

Free throws made

Game	34	vs. Western New Mexico, Jan. 24, 1998
Season	571	2002-03 (30 games)

Free throws attempted

Game	44	vs. Western Washington, Feb. 20, 1992
Season	758	2002-03 (30 games)

Best free throw percentage

Game (20 att.)	.958	vs. Humboldt State (23-24), Nov. 10, 2017
Season	.798	2012-13 (453-568)

Rebounds

Game	70	vs. Northwest College, Nov. 20, 1992
Season	1464	2004-05 (33 games)

Assists

Game	35	vs. Sheldon Jackson, Jan. 16, 1988
Season	665	2004-05 (33 games)

Blocked shots

Game	13	vs. Northwest Nazarene, Jan. 29, 2004
	13	vs. Alaska Anchorage, March 5, 2005
Season	214	1989-90 (30 games)

Steals

Game	25	vs. Pacific Lutheran, Nov. 24, 2009
		vs. Cal State L.A., Nov. 14, 1998
Season	385	1997-98 (30 games)

MISCELLANEOUS RECORDS

Most wins

30 games, 2003-04; 2004-2005

Most losses

22 games, 1979-80

Consecutive wins

30 games, 2003-04

Consecutive home wins

35 games (over three seasons), 2001-03

Consecutive road wins

26 games (over three seasons), 2002-04

Consecutive losses

16 games, 1978-79

Consecutive home losses

9 games, 1979-80

Consecutive road losses

11 games, 2018-19 (5) and 2019-20 (6)
13 (including neutral), 2018-19 (5) and 2019-20 (8)

Largest margin of victory

68 points (SPU 101, Trinity Western 33), Jan. 20, 1989

Largest margin of defeat

69 points (W. Washington 121, SPU 52), Feb. 15, 1979

Most combined points

195 points (SPU 84, Gonzaga 111), Feb. 23, 1985

Highest final national ranking

No. 2 (WBCA), 2004-05

Highest ranking

No. 1 (WBCA), five weeks, 2002-03; four weeks, 2003-04

TOP TEAM SCORING TOTALS

Seattle Pacific

Points	Opponent (Score)	Season
112	Western N. Mexico (66)	'97-98
110	Northwest College (50)	'02-03
109	Sheldon Jackson (55)	'87-88
107	Carroll College (79)	'97-98
107	Northwest College (49)	'96-97
107	Cal State L.A. (53)	'04-05

Opponents

Points	Opponent (SPU score)	Season
121	Western Washington (52)	'78-79
111	Gonzaga (84)	'84-85
106	MSU Billings (76)	'96-97
103	Washington (48)	'78-79
101	Pacific (62)	'83-84
101	Central Washington (89)	'91-92

ALL-TIME SEASON RECORDS

Season	Head Coach	Overall			Conference			Postseason
		W	L	Pct	W	L	Place	
1975-76	Virginia Husted	15	7	.682				
1976-77	Virginia Husted	14	10	.583				
1977-78	Steve Gough	14	9	.609				
1978-79	Ann Steffen	2	17	.105				
1979-80	Ann Steffen	4	22	.154				
1980-81	Ann Steffen	10	20	.333				
1981-82	Ann Steffen	10	17	.370				
1982-83	Nels Hawkinson	4	21	.160	4	13	11th	
1983-84	Nels Hawkinson	13	14	.481	8	11	7th	
1984-85	Nels Hawkinson	13	17	.433	6	13	7th	
1985-86	Nels Hawkinson	14	14	.500	7	9	6th	
1986-87	Nels Hawkinson	13	15	.464	6	9	7th	
1987-88	Gordy Presnell	16	11	.593	13	10	5th	
1988-89	Gordy Presnell	24	6	.800	17	5	4th	NAIA District/2nd round
1989-90	Gordy Presnell	21	9	.700	17	7	4th	NAIA District/2nd round
1990-91	Gordy Presnell	18	11	.621	7	9	6th	NAIA District/1st round
1991-92	Gordy Presnell	17	13	.567	5	5	4th	
1992-93	Gordy Presnell	17	10	.630	7	3	2nd	
1993-94	Gordy Presnell	17	10	.630	6	4	3rd	
1994-95	Gordy Presnell	21	8	.724	7	3	2nd	NCAA 2nd round
1995-96	Gordy Presnell	17	10	.630	3	7	4th	
1996-97	Gordy Presnell	26	3	.897	7	1	1st	NCAA West Regional runner-up
1997-98	Gordy Presnell	27	3	.900	7	1	1st	NCAA Elite Eight
1998-99	Gordy Presnell	19	10	.655	11	7	5th	NCAA 1st round
1999-00	Gordy Presnell	21	7	.750	13	5	3rd	NCAA 1st round
2000-01	Gordy Presnell	24	5	.828	18	4	1st	NCAA West Regional runner-up
2001-02	Gordy Presnell	22	6	.786	15	3	2nd	NCAA 1st round
2002-03	Gordy Presnell	29	1	.967	18	0	1st	NCAA West Regional runner-up
2003-04	Gordy Presnell	30	1	.968	18	0	1st	NCAA Elite Eight
2004-05	Gordy Presnell	30	3	.909	17	1	1st	NCAA runner-up
2005-06	Julie van Beek	24	6	.800	16	2	2nd	NCAA West Regional runner-up
2006-07	Julie van Beek	20	9	.690	12	4	1st	NCAA 2nd round
2007-08	Julie van Beek	29	1	.967	18	0	1st	NCAA West Regional runner-up
2008-09	Julie van Beek	23	5	.821	14	2	T1st	NCAA West Regional runner-up
2009-10	Julie van Beek	27	4	.871	15	1	1st	NCAA Elite Eight
2010-11	J. van Beek Heisey	20	9	.689	13	5	3rd	NCAA 1st round
2011-12	Julie Heisey	17	10	.630	11	7	T3rd	GNAC 1st round; no NCAA
2012-13	Julie Heisey	17	11	.607	10	8	6th	GNAC semifinals; no NCAA
2013-14	Julie Heisey	18	9	.667	11	7	T5th	GNAC 1st round; no NCAA
2014-15	Julie Heisey	22	7	.759	13	5	T2nd	GNAC semifinals, NCAA West Regional semifinals
2015-16	Julie Heisey	12	15	.444	9	11	7th	No GNAC, no NCAA
2016-17	Julie Heisey	19	11	.633	10	10	T4th	GNAC semifinals, no NCAA
2017-18	Julie Heisey	23	8	.742	15	5	3rd	GNAC finals, NCAA West Regional 1st round
2018-19	Mike Simonson	8	19	.296	7	11	7th	No GNAC, no NCAA
2019-20	Mike Simonson	8	20	.286	6	14	8th	No GNAC, no NCAA
2020-21	Mike Simonson	7	7	.500	0	0	*	No postseason (Covid)
2021-22	Mike Simonson	12	18	.400	7	11	7th	GNAC quarterfinals, no NCAA
2022-23	Mike Simonson	15	13	.536	9	9	5th	GNAC semifinals, no NCAA
2023-24	Mike Simonson	11	18	.379	8	10	6th	GNAC 1st round, no NCAA
2024-25	Karen Byers	8	23	.258	2	16	9th	No GNAC, no NCAA
Total	(50 seasons)	862	533	.618	435	258	.628	

* Because of the coronavirus pandemic, the 2020-21 GNAC season was canceled. However, schools were allowed to put together independent schedules at their discretion.

TOP SCORING PERFORMANCES

Single game

<i>Rnk</i>	<i>Pts</i>	<i>Player</i>	<i>Opponent (Score)</i>	<i>Date</i>
1	41	Linnea Jarvits	vs. Cal Poly Pomona (88-79)	12/28/95
2	39	Jan Bolton	vs. Sacramento State (75-72)	11/24/90
3	38	Lori Robinett	vs. Alaska Pacific (92-59)	1/13/88
4	37	Diane Black	vs. Central Washington (67-73)	1/29/83
	37	Linnea Jarvits	vs. Cal Poly Pomona (81-78)	12/16/95
	37	Ashley Miller	vs. W. Washington (85-90 OT)	12/11/99
7	36	Linda Johnson	vs. Sheldon Jackson (104-37)	1/17/87
8	35	Diane Black	vs. Gonzaga (70-79)	1/4/84
	35	Michelle Beaumont	vs. Cal State L.A. (84-52)	12/28/02
10	34	Shannon Holland	vs. Gonzaga (70-67)	1/16/81
	34	Cheryle Meppelink	vs. Southern Calif. Coll. (79-44)	12/19/84



Linnea Jarvits owns two of the Falcons' 10 single game scoring marks, including the single-game record of 41 points.

Single season

<i>Rnk</i>	<i>Pts</i>	<i>Player (Year)</i>	<i>Gms / Avg</i>
1	620	Cheryle Meppelink (1985)	27 / 23.0
2	593	Linnea Jarvits (1996)	27 / 22.0
3	581	Linda Johnson (1989)	30 / 19.4
4	554	Nicole Trammell (1995)	29 / 19.1
5	548	Diane Black (1983)	25 / 21.9
	548	Jan Bolton (1990)	30 / 18.3
7	539	Linda Johnson (1988)	26 / 20.7
8	537	Lori Robinett (1989)	30 / 17.9
9	522	Cheryle Meppelink (1984)	27 / 19.3
	522	Katie Benson (2014)	27 / 19.3


Career

<i>Rnk</i>	<i>Pts</i>	<i>Player (Years)</i>	<i>Gms / Avg</i>
1	1842	Linda Johnson (1986-89)	105 / 17.5
2	1752	Jan Bolton (1989-92)	107 / 16.3
3	1705	Diane Black (1983-86)	105 / 16.2
4	1662	Gus Balogh (1997-01)	116 / 14.3
5	1645	Katie Benson (2011-14)	111 / 14.8
6	1606	Lori Robinett (1986-89)	106 / 15.2
7	1544	Linnea Jarvits (1993-96)	106 / 14.6
8	1463	Tosca Lindberg (1990-93)	113 / 12.9
9	1394	Suzanna Ohlsen (2012-15)	110 / 12.7
10	1326	Mandy Wood (2002-06)	122 / 10.9



Cheryle Meppelink averaged 23.0 points in 1984-85 and is the only two-year player to rank among the SPU career leaders.

TOP REBOUNDING PERFORMANCES



When Diane Black graduated in 1986, she was the career scoring and rebounding leader



Kelsey Hill led SPU in rebounding for three straight seasons (2007-09) and is No. 7 on the program's all-time list.

Single game

<i>Rnk</i>	<i>Reb</i>	<i>Player</i>	<i>Opponent (Score)</i>	<i>Date</i>
1	26	Pam Spencer	vs. Oregon Col. of Edu. (69-58)	2/5/77
2	23	Nyasha Sims	vs. Alaska Fairbanks (69-62)	2/4/12
2	22	Tosca Lindberg	vs. Western Oregon (60-54)	12/1/90
	22	Kristin Poe	vs. Saint Martin's (85-67)	2/2/02
	22	Carli Smith	vs. Western Washington (76-61)	2/26/05
5	19	Barb Engebretsen	vs. Alaska Anchorage (63-55)	2/22/78
	19	Judy Leach	vs. Seattle University (68-81)	12/8/81
	19	Kelly Barrett	vs. Sheldon Jackson (75-41)	1/16/87
	19	Linda Johnson	vs. Sheldon Jackson (104-37)	1/17/87
	19	Linda Johnson	vs. Central Washington (67-77)	1/31/87
	19	Tosca Lindberg	vs. Sacramento State (75-72)	11/24/90
	19	Tosca Lindberg	vs. Central Washington (75-86)	1/10/91
	19	Tosca Lindberg	vs. Portland State (57-78)	1/16/93
	19	Janie Hogan-Corbett	vs. Humboldt State (67-69)	11/27/93
	19	Kristen Carlson	vs. Stonehill (74-69)	12/29/95
	19	Carli Smith	vs. Lewis-Clark State (83-58)	1/4/03
	19	Nyasha Sims	at Alaska Fairbanks (88-64)	1/5/12

Single season

<i>Rnk</i>	<i>Reb</i>	<i>Player (Year)</i>	<i>Gms / Avg</i>
1	359	Tosca Lindberg (1991)	29 / 12.4
2	332	Carli Smith (2005)	33 / 10.1
3	295	Tosca Lindberg (1992)	28 / 10.5
4	290	Lori Robinett (1989)	30 / 9.7
5	286	Carli Grant (2006)	30 / 9.5
6	283	Linda Johnson (1989)	30 / 9.4
7	279	Diane Black (1983)	25 / 11.2
8	258	Kelley Berglund (2003)	30 / 8.6
9	250	Linda Johnson (1988)	26 / 9.6
10	249	Megan Hoisington (2010)	31 / 8.0

Career

<i>Rnk</i>	<i>Reb</i>	<i>Player (Year)</i>	<i>GM / AVG</i>
1	1125	Tosca Lindberg (1990-93)	113 / 10.0
2	1083	Carli (Smith) Grant (2002-06)	123 / 8.8
3	907	Linda Johnson (1986-89)	105 / 8.6
4	857	Judy Leach (1982-85)	106 / 8.1
5	841	Diane Black (1983-86)	105 / 7.9
6	827	Lori Robinett (1986-89)	106 / 7.8
7	795	Kelsey Hill (2006-09)	117 / 6.8
8	778	Kristin Poe (1999-04)	110 / 7.1
9	756	Katie Benson (2011-14)	111 / 6.8
10	701	Courtney Hollander (2015-18)	112 / 6.3

TOP SHOOTING PERFORMANCES

Single-season field goal percentage (Min. 150 att.)

Rnk	Pct	Player (Year)	FG-FGA
1	.578	Valerie Gustafson (2004)	196-339
2	.569	Kelley Berglund (2002)	170-299
3	.569	Brittney Kroon (2005)	124-218.
4	.568	Kelley Berglund (2003)	158-278
	.568	Tosca Lindberg (1992)	159-280
6	.562	Wendy Kuipers (1998)	117-315
7	.555	Valerie Gustafson (2003)	122-220
8	.552	Rachel Murray (2012)	101-183
9	.551	Rachel Strand (2007)	113-205
	.551	Ashley Miller (2000)	189-343

Single-season free throw percentage (Min. 50 att.)

Rnk	Pct	Player (Year)	FT-FTA
1	.923	Riley Evans (2019)	60-65
2	.917	Suzanna Ohlsen (2014)	77-84
3	.896	Amy Taylor (2004)	60-67
4	.888	Suzanna Ohlsen (2013)	71-80
5	.885	Aubree Callen (2013)	100-113
6	.873	Aubree Callen (2015)	96-110
7	.871	Layne Kearns (2025)	68-78 NEW
8	.867	Kerie Hughes (2002)	104-120
	.867	Hailee Bennett (2020)	65-75
10	.849	Leanne Bajema (1991)	56-66

Season 3-point percentage (Min. 1 FG per game)

Rnk	Pct	Player (Year)	3PT-ATT
1	.480	Mandy Wood (2003)	36-75
2	.471	Michelle Beaumont (2003)	33-70
3	.466	Jennifer Riggan (1992)	41-88
4	.460	Mandy Wood (2004)	64-139
5	.456	Aubree Callen (2015)	47-103
6	.445	Lynne Roberts (1997)	65-146
7	.432	Betsy Kingma (2012)	38-88
8	.419	Lynne Roberts (1995)	49-117
9	.417	Chantel Vinson (1998)	35-84
10	.414	Suzanna Ohlsen (2015)	46-111

Career field goal percentage (Min. 300 att./2 years)

Rnk	Pct	Player (Years)	FG-FGA
1	.568	Kelley Berglund (2001-03)	328-577
2	.550	Wendy Kuipers (1997-98)	311-565
3	.547	Valerie Gustafson (2000-04)	487-891
4	.535	Brittney Kroon (2002-06)	361-675
5	.531	Tosca Lindberg (1990-93)	560-1054
6	.523	Lori Robinett (1985-89)	656-1255
7	.519	Carli (Smith) Grant (2002-06)	420-810
8	.518	Julia Haining (2016-18)	170-328
9	.517	Kristen Carlson (1996-97)	164-317
10	.510	Kelsey Hill (2006-09)	467-916

Career Free Throw Percentage (Min. 100 att./2 years)

Rnk	Pct	Player (Years)	FT-FTA
1	.872	Suzanna Ohlsen (2012-15)	260-298
2	.868	H. Bennett (2018-20)	125-144
3	.855	Aubree Callen (2011-15)	272-318
4	.805	Courtney Hollander (15-18)	188-231
5	.799	Kerie Hughes (1999-03)	298-373
	.799	Jackie Hollands (2005-08)	135-169
7	.795	Carli (Smith) Grant (2002-06)	237-298
	.795	Gus Balogh (1997-01)	198-249
	.795	*Layne Kearns (2023-24)	101-127 NEW
10	.787	Debbie Miller (1995-98)	222-282

* Active player

Career 3-point percentage (Min. 100 att./2 years)


Rnk	Pct	Player (Years)	3P-ATT
1	.411	Aubree Callen (2011-15)	137-333
2	.406	Mandy Wood (2002-2006)	234-577
3	.404	Lynne Roberts (1993-97)	196-485
4	.388	Amy Taylor (2003-2005)	135-348
5	.385	Gus Balogh (1997-01)	62-161
6	.384	Betsy Kingma (2011-15)	176-458
7	.381	Kelsey Burns (2008-09)	61-155
8	.378	Stacy Brough (1998-99)	59-156
9	.372	Katie Benson (2011-13)	64-172
10	.367	Jennifer Riggan (1992-93)	72-196



Mandy Wood owns records for 3-point shooting for a season and career.



Amy Taylor has both the season and career records for free throw percentage.




Kelley Berglund holds the field goal percentage mark for a single game and career.

TOP ASSISTS-STEALS-BLOCKS PERFORMANCES

Single game assists

<i>Rnk</i>	<i>Ast</i>	<i>Player</i>	<i>Opponent (Score)</i>	<i>Date</i>
1	15	Becky Wiersma	vs. Sheldon Jackson (103-65)	11/18/88
1	15	Debbie Miller	vs. Mont. St. Billings (104-68)	2/15/97
3	14	Amy McMullen	vs. W. Washington (74-63)	12/5/92
4	13	Joann Fukuma	vs. Lewis-Clark State (78-60)	2/6/88
4	13	Becky Wiersma	vs. Northwest College (82-61)	1/30/90
4	13	Amy McMullen	vs. Alaska Fairbanks (63-58)	1/21/93
7	12	Becky Wiersma	vs. Alaska Pacific (79-44)	1/5/90
	12	Becky Wiersma	vs. Puget Sound (75-61)	2/3/90
	12	Becky Wiersma	vs. Puget Sound (69-52)	2/20/90
	12	Jan Bolton	vs. Northwest College (84-57)	11/17/90
	12	Amy McMullen	vs. Columbia Christian (89-41)	11/21/92
	12	Amy McMullen	vs. Alaska Fairbanks (92-59)	1/7/93
	12	Amy McMullen	vs. W. Washington (66-65)	2/9/93
	12	Debbie Miller	vs. Western Oregon (104-85)	12/12/97
	12	Kerie Hughes	vs. Cascade College (104-45)	11/20/01
	12	Beth Christensen	vs. Western Oregon (87-41)	2/3/05



Debbie Miller established a new season assists record in 1996-97 and tied the single-game mark.

Season assists

<i>Rnk</i>	<i>Ast</i>	<i>Player (Year)</i>	<i>Gms / Avg</i>
1	219	Debbie Miller (1997)	29 / 7.6
2	212	Becky Wiersma (1990)	30 / 7.1
3	198	Debbie Miller (1998)	30 / 6.6
4	193	Becky Wiersma (1989)	30 / 6.4
5	184	Amy McMullen (1993)	26 / 7.1

Career assists

<i>Rnk</i>	<i>Ast</i>	<i>Player (Year)</i>	<i>Gms / Avg</i>
1	647	Becky Wiersma (1986-90)	113 / 5.7
2	558	Debbie Miller (1995-98)	86 / 4.3
3	552	Jan Bolton (1989-92)	107 / 4.2
4	501	Beth Christensen (2004-08)	118 / 5.7
5	492	Kerie Hughes (1999-03)	105 / 4.7

Season steals

<i>Rnk</i>	<i>Stl</i>	<i>Player (Year)</i>	<i>Gms / Avg</i>
1	94	Chantel Vinson (1996)	27 / 3.5
2	86	Linda Johnson (1988)	26 / 3.3
3	85	Daesha Henderson (2009)	28 / 3.0
4	84	Cheryle Meppelink (1984)	27 / 3.1
5	80	Daesha Henderson (2010)	31 / 2.6
	80	Chantel Vinson (1998)	30 / 3.0
	80	Cheryle Meppelink (1985)	27 / 3.0

Career steals

<i>Rnk</i>	<i>Stl</i>	<i>Player (Year)</i>	<i>Gms / Avg</i>
1	294	Chantel Vinson (1994-98)	115 / 2.6
2	282	Linda Johnson (1985-89)	105 / 2.7
3	236	Kristin Poe (1999-04)	110 / 2.1
4	231	Jan Bolton (1989-92)	107 / 2.2
	231	Daesha Henderson (2007-10)	118 / 1.9

Season blocks

<i>Rnk</i>	<i>Blk</i>	<i>Player (Year)</i>	<i>Gms / Avg</i>
1	135	Brittney Kroon (2004)	31 / 4.4
2	131	Brititney Kroon (2005)	33 / 4.0
3	128	Caroline Pfeil (1990)	30 / 4.3
4	119	Brititney Kroon (2006)	29 / 4.1
5	94	Kristen Carlson (1996)	27 / 3.5

Career blocks

<i>Rnk</i>	<i>Blk</i>	<i>Player (Year)</i>	<i>Gms / Avg</i>
1	419	Brittney Kroon	121 / 3.5
2	214	Liz Guppy (1997-01)	112 / 1.9
3	213	Caroline Pfeil (1986-90)	89 / 2.4
4	177	Kristen Carlson (1996-97)	56 / 3.1
5	135	Diane Black (1982-86)	105 / 1.1

SEASON LEADERS

SCORING

<i>Year</i>	<i>Player</i>	<i>Pts-Avg</i>
1976	Sonja Bennett	338-15.4
1977	Sonja Bennett	338-14.6
1978	Barb Engebretson	333-15.1
1979	Shannon Holland	208-10.9
1980	Shannon Holland	381-15.2
1981	Shannon Holland	445-14.8
1982	Gwyn Huffman	405-15.0
1983	Diane Black	548-21.9
1984	Cheryle Meppelink	522-19.3
1985	Cheryle Meppelink	620-23.0
1986	Diane Black	398-14.2
1987	Linda Johnson	397-18.9
1988	Linda Johnson	539-20.7
1989	Linda Johnson	581-19.4
1990	Jan Bolton	548-18.3
1991	Tosca Lindberg	453-15.6

1992	Jan Bolton	504-17.4
1993	Tosca Lindberg	388-14.9
1994	Elizabeth Fenner	364-13.5
1995	Nicole Trammell	554-19.1
1996	Linnea Jarvits	593-22.0
1997	Linnea Jarvits	454-15.7
1998	Shana Ray	425-14.2
1999	Shana Ray	412-14.2
2000	Ashley Miller	461-16.5
2001	Gus Balogh	515-17.8
2002	Kelley Berglund	448-16.0
2003	Kelley Berglund	440-14.7
2004	Valerie Gustafson	471-15.2
2005	Amy Taylor	410-12.4
2006	Mandy Wood	461-15.4
2007	Kesley Hill	338-11.7
2008	Jackie Hollands	405-13.5
2009	Kelsey Burns	308-12.3
	Daesha Henderson	308-11.0

2010	Daesha Henderson	403-13.0
2011	Nyasha Sims	302-10.4
2012	Katie Benson	398-14.7
2013	Katie Benson	459-16.4
2014	Katie Benson	522-19.3
2015	Suzanna Ohlsen	495-17.7
2016	Courtney Hollander	346-12.8
2017	Jordan McPhee	335-11.2
2018	Jordan McPhee	425-13.7
2019	Riley Evans	322-11.9
2020	Ashlynn Burgess	272-11.3
	Hailee Bennett	299-10.7
2021	Ashley Alter	159-13.3
2022	Natalie Hoff	381-11.8
2023	Ashley Alter	386-14.8
2024	Olivia Mayer	454-15.7
2025	Hunter Beirne	445-14.4

REBOUNDING

<i>Year</i>	<i>Player</i>	<i>Reb-Avg</i>
1976	Pam Spencer	188-12.5
1977	Pam Spencer	228-12.0
1978	Barb Engebretson	225-10.2
1979	Not available	
1980	Shannon Holland	176-7.3
1981	Shannon Holland	238-7.9
1982	Judy Leach	237-8.8
1983	Diane Black	279-11.2
1984	Judy Leach	183-7.0
1985	Diane Black	241-8.0
1986	Lori Robinett	188-6.7
1987	Linda Johnson	202-9.6
1988	Linda Johnson	250-9.6
1989	Lori Robinett	290-9.7
1990	Tosca Lindberg	225-7.5
1991	Tosca Lindberg	359-12.4

1992	Tosca Lindberg	295-10.5
1993	Tosca Lindberg	246-9.5
1994	Elisabeth Ford	188-7.0
1995	Elisabeth Ford	230-7.9
1996	Lynne Roberts	218-8.4
1997	Wendy Kuipers	218-7.5
1998	Wendy Kuipers	196-6.5
1999	Jana Holme	197-6.8
2000	Ashley Miller	227-8.1
2001	Stephanie Urrutia	163-5.6
2002	Kristin Poe	228-8.1
2003	Kelley Berglund	258-8.6
2004	Carli Smith	247-8.2
2005	Carli Smith	332-10.1
2006	Carli Grant	286-9.5
2007	Kelsey Hill	239-8.2
2008	Kelsey Hill	201-6.7
2009	Kelsey Hill	200-7.1

2010	Megan Hoisington	249-8.0
2011	Nyasha Sims	213-7.3
2012	Nyasha Sims	213-9.7
2013	Katie Benson	213-7.6
2014	Katie Benson	245-9.1
2015	Aubree Callen	148-5.1
2016	Courtney Hollander	220-8.1
2017	Courtney Hollander	174-7.0
2018	Julia Haining	217-7.2
2019	Cici West	237-8.8
2020	Ashlynn Burgess	141-5.9
2021	Kayla Brundidge	71-6.5
	Natalie Hoff	90-6.4
2022	Natalie Hoff	192-6.6
2023	Ashley Alter	164-6.3
2024	Olivia Mayer	234-8.1
2025	Layne Kearns	155-5.0

ASSISTS

<i>Year</i>	<i>Player</i>	<i>Ast-Avg</i>
1976	Sharon Barker	63-2.9
1977	Sharon Barker	82-3.4
1978	Sharon Barker	81-3.5
1979	Not available	
1980	Not available	
1981	Rachel Thompson	71-2.4
1982	Rachel Thompson	88-3.3
1983	Gayle Peters	84-3.5
1984	Gayle Peters	123-4.6
1985	Janet Marrinier	118-3.9
1986	Joann Fukuma	103-3.7
1987	Becky Wiersma	93-3.4
1988	Joann Fukuma	152-5.9
1989	Becky Wiersma	193-6.4
1990	Becky Wiersma	212-7.1

1991	Monique Blott	135-4.8
1992	Jan Bolton	157-5.4
1993	Amy McMullen	184-7.1
1994	Andrea Mocherman	116-4.3
1995	Debbie Miller	141-5.2
1996	Chantel Vinson	171-6.3
1997	Debbie Miller	219-7.6
1998	Debbie Miller	198-6.6
1999	Shana Ray	115-4.0
2000	Heidi Umthun	94-3.4
2001	Stephanie Urrutia	119-4.1
2002	Kerie Hughes	141-5.2
2003	Kerie Hughes	168-5.8
2004	Amy Taylor	137-4.4
2005	Amy Taylor	129-3.9
2006	Beth Christensen	125-4.3
2007	Beth Christensen	143-4.9
2008	Beth Christensen	165-5.5

2009	Daesha Henderson	116-4.1
2010	Maddie Maloney	89-2.8
2011	Maddie Maloney	84-3.0
2012	Jordan Harazin	84-3.1
2013	Aubree Callen	106-3.8
2014	Suzanna Ohlsen	101-3.7
2015	Suzanna Ohlsen	110-3.9
2016	Stacey Lukasiewicz	60-2.2
2017	Stacey Lukasiewicz	66-2.2
2018	Lindsay Lee	91-2.9
2019	Jaylee Albert	93-3.4
2020	Abril Rexach Roure	87-3.1
2021	Abril Rexach Roure	76-5.4
2022	Abril Rexach Roure	82-2.7
2023	Hunter Beirne	95-3.4
2024	Hunter Beirne	64-2.5
2025	Hunter Beirne	117-3.8

SEASON LEADERS

FG PERCENTAGE

Year	Player	Pct.
1976	Pam Spencer	.458
1977	Barb Engebretson	.486
1978	Barb Engebretson	.441
1979	Not available	
1980	Shannon Holland	.466
1981	Shannon Holland	.453
1982	Melinda Martin	.457
1983	Diane Black	.454
1984	Cheryle Meppelink	.455
1985	Cheryle Meppelink	.494
1986	Linda Johnson	.514
1987	Shaun Marshall	.532
1988	Lori Robinett	.547
1989	Lori Robinett	.533
1990	Tosca Lindberg	.487
1991	Tosca Lindberg	.537
1992	Tosca Lindberg	.568
1993	Elisabeth Ford	.514
1994	Elizabeth Fenner	.459
1995	Elisabeth Ford	.546
1996	Kristen Carlson	.500
1997	Kristen Carlson	.544
1998	Wendy Kuipers	.562
1999	Liz Guppy	.518
2000	Ashley Miller	.551
2001	Valerie Gustafson	.515
2002	Kelley Berglund	.569
2003	Kelley Berglund	.568
2004	Valerie Gustafson	.578
2005	Brittney Kroon	.569
2006	Carli Smith	.520
2007	Rachel Strand	.551
2008	Kelsey Hill	.524
2009	Daesha Henderson	.514
2010	Sydney Benson	.515
2011	Katie Benson	.474
2012	Rachel Murray	.552
2013	Katie Benson	.472
2014	Katie Benson	.499
2015	Maddey Pflaumer	.505
2016	Molly Grager	.440
2017	Julia Haining	.573
2018	Julia Haining	.513
2019	Cici West	.541
2020	Ashlynn Burgess	.548
2021	Kayla Brundidge	.463
2022	Natalie Hoff	.439
2023	Schuyler Berry	.472
2024	Olivia Mayer	.452
2025	Emilia Bishop	.455

FT PERCENTAGE

Year	Player	Pct.
1976	Sonja Benntt	.724
1977	Sharon Barker	.651
1978	Lynne Nutley	.602
1979	Lisa Snider	.711
1980	Tracy Giles	.702
1981	Shannon Holland	.750
1982	Diane Hubbarb	.712
1983	Gwyn Huffman	.607
1984	Michelle Potthoff	.756
1985	Diane Black	.667
1986	Diane Black	.723
1987	Lori Robinett	.813
1988	Linda Johnson	.784
1989	Linda Johnson	.750
1990	Caryn Morawek	.691
1991	Leanne Bajema	.849
1992	Tosca Lindberg	.752
1993	Tosca Lindberg	.726
1994	Linnea Jarvits	.756
1995	Elizabeth Fenner	.688
1996	Linnea Jarvits	.827
1997	Debbie Miller	.833
1998	Gus Balogh	.833
1999	Stacy Brough	.788
2000	Ashley Miller	.761
2001	Kerie Hughes	.803
2002	Kerie Hughes	.867
2003	Carli Smith	.829
2004	Amy Taylor	.896
2005	Trisha Hermanson	.900
2006	Autumn Fielding	.800
2007	Autumn Fielding	.790
2008	Jackie Hollands	.837
2009	Kelsey Burns	.778
2010	Jordan Harazin	.815
2011	Caitlyn Rohrbach	.806
2012	Jordan Harazin	.800
2013	Suzanna Ohlsen	.888
2014	Suzanna Ohlsen	.917
2015	Aubree Callen	.873
2016	Courtney Hollander	.813
2017	Courtney Hollander	.851
2018	Courtney Hollander	.763
2019	Riley Evans	.923
2020	Ashlynn Burgess	.548
2021	Rachel Berg	.857
2022	Natalie Hoff	.815
2023	Natalie Hoff	.827
2024	Schuyler Berry	.726
2025	Layne Kearns	.872

3-POINT PERCENTAGE

Year	Player	Pct.
1988	Joann Fukuma	.345
1989	Jan Bolton	.383
1990	Jan Bolton	.361
1991	Jan Bolton	.343
1992	Jennifer Riggan	.466
1993	Amy McMullen	.389
1994	Lorinda Flickkema	.384
1995	Lynne Roberts	.419
1996	Linnea Jarvits	.400
1997	Debbie Miller	.467
1998	Debbie Miller	.468
1999	Stacy Brough	.372
2000	Gus Balogh	.511
2001	Brianne Prescott	.328
2002	Stephanie Urrutia	.356
2003	Mandy Wood	.480
2004	Mandy Wood	.460
2005	Trisha Hermanson	.478
2006	Autumn Fielding	.385
2007	Autumn Fielding	.402
2008	Maddie Maloney	.386
2009	Kelsey Burns	.404
2010	Nyasha Sims	.393
2011	Katie Benson	.397
2012	Betsy Kingma	.432
2013	Katie Benson	.448
2014	Betsy Kingma	.357
2015	Aubree Callen	.456
2016	Lindsay Lee	.356
2017	Jaylee Albert	.400
2018	Rachel Shim	.390
2019	Riley Evans	.392
2020	Hailee Bennett	.383
2021	Rachel Berg	.426
2022	Kaprice Boston	.366
2023	Chaira De Virgilio	.360
2024	Lolo Weatherspoon	.294
2025	Hunter Beirne	.315

STEALS

Year	Player	Stl-Avg
1984	Cheryle Meppelink	84-3.1
1985	Cheryle Meppelink	80-3.0
1986	Linda Johnson	58-2.1
1987	Linda Johnson	64-3.0
1988	Linda Johnson	86-3.3
1989	Linda Johnson	74-2.5
1990	Jan Bolton	56-1.9
	Becky Wiersma	56-1.9
	Tosca Lindberg	72-2.5
1992	Jan Bolton	65-2.2
1993	Lorinda Flickkema	59-2.3
1994	Lorinda Flickkema	73-2.7
1995	Debbie Miller	58-2.2
1996	Chantel Vinson	94-3.5
1997	Erica Lindberg	62-2.1
1998	Chantel Vinson	90-3.0
1999	Shana Ray	55-1.9
2000	Kerie Hughes	64-2.3
2001	Stephanie Urrutia	68-2.3
2002	Kristin Poe	64-2.3
2003	Kerie Hughes	56-1.9
	Kelley Berglund	56-1.9
2004	Kristin Poe	57-1.8
2005	Mandy Wood	53-1.7
2006	Beth Christensen	52-1.8
2007	Beth Christensen	46-1.6
2008	Jackie Hollands	72-2.4
2009	Daesha Henderson	85-3.0
2010	Daesha Henderson	80-2.6
2011	Maddie Maloney	63-2.3
2012	Nyasha Sims	34-1.5
2013	Suzanna Ohlsen	51-1.8
2014	Suzanna Ohlsen	54-2.0
2015	Suzanna Ohlsen	65-2.3
2016	Jordan McPhee	43-1.9
2017	Jordan McPhee	53-1.8
2018	Jordan McPhee	60-1.9
2019	Madi Hingston	33-1.3
2020	Madi Hingston	32-1.1
2021	Abril Rexach Roure	23-1.7
2022	Abril Rexach Roure	34-1.1
2023	Ashley Alter	50-1.9
2024	Olivia Mayer	44-1.5
2025	Layne Kearns	41-1.3

BLOCKED SHOTS

Year	Player	Blk-Avg
1984	Diane Black	26-1.2
1985	Diane Black	39-1.3
1986	Diane Black	26-1.1
1987	Jamie Sipma	29-1.1
1988	Caroline Pfeil	42-1.7
1989	Jamie Sipma	47-1.6
1990	Caroline Pfeil	128-4.3
1991	Tosca Lindberg	31-1.1
1992	Tosca Lindberg	32-1.1
1993	Tosca Lindberg	31-1.2
1994	Elisabeth Ford	14-0.5
1995	Jennifer Kunkel	21-0.8
1996	Kristen Carlson	94-3.5
1997	Kristen Carlson	83-2.9
1998	Liz Guppy	35-1.2
1999	Liz Guppy	76-2.6
2000	Liz Guppy	52-1.9
2001	Liz Guppy	51-1.9
2002	Stephanie Urrutia	21-0.8
2003	Brittney Kroon	34-1.2
2004	Brittney Kroon	135-4.4
2005	Brittney Kroon	131-4.0
2006	Brittney Kroon	119-4.1
2007	Rachel Strand	32-1.1
2008	Kelsey Hill	32-1.1
2009	Kelsey Hill	20-0.7
2010	Megan Hoisington	38-1.2
2011	Melissa Reich	20-0.7
2012	Katie Benson	29-1.1
2013	Katie Benson	24-0.9
2014	Katie Benson	38-1.4
2015	Maddey Pflaumer	38-1.5
2016	Molly Grager	25-0.9
2017	Jordan McPhee	10-0.3
2018	Jordan McPhee	23-0.7
2019	Carly Rataushk	15-0.6
2020	Kayla Brundidge	24-1.0
2021	Kayla Brundidge	9-0.8
2022	Natalie Hoff	18-0.6
2023	Maya Hoff	22-0.8
2024	Schuyler Berry	25-0.9
2025	Madison Rubino	28-1.0

POSTSEASON AWARDS



In 1986-87, Linda Johnson became SPU's first All-American.

ALL-AMERICAN

Third Team (CoSIDA)

Valerie Gustafson, f, 2004

Third Team (WBCA)

Jordan McPhee, g, 2018

Third Team (AWSF)

Linda Johnson, f, 1987

Fourth Team (WDII Bulletin)

Jackie Hollands, g, 2008

Honorable Mention (WDIIB)

Beth Christensen, g, 2008
Daesha Henderson, g, 2010
Suzanna Ohlsen, g, 2015

Honorable Mention (NAIA)

Linda Johnson, f, 1988

Honorable Mention (WBCA)

Nicole Trammell, f, 1995
Linnea Jarvits, g, 1996
Linnea Jarvits, g, 1997
Debbie Miller, g, 1997
Debbie Miller, 1998
Kelley Berglund, c, 2002, (D2B)
Kerie Hughes, g, 2003
Kelley Berglund, c, 2003
Jackie Hollands, g, 2008
Beth Christensen, g, 2008
Daesha Henderson, g, 2010
Katie Benson, f, 2014
Suzanna Ohlsen, g, 2015

ALL-REGION

First Team (WBCA/Daktronics)

Linnea Jarvits, g, 1996
Linnea Jarvits, g, 1997
Debbie Miller, g, 1997
Debbie Miller, g, 1998
Wendy Kuipers, c, 1998
Gus Balogh, f, 2001
Kerie Hughes, g, 2003
Kelley Berglund, c, 2003
Valerie Gustafson, f, 2004
Amy Taylor (WBCA) g, 2005
Mandy Wood (WBCA) g, 2006
Kelsey Hill (Daktronics) c, 2009
Daesha Henderson (WBCA), g, 2010

Second Team

Nicole Trammell, f, 1995
Debbie Miller, g, 1998
Gus Balogh, f, 1998
Ashley Miller, f, 2000
Amy Taylor (Daktronics) g, 2005
Mandy Wood (Daktronics) g, 2006
Kelsey Hill (Daktronics) c, 2007
Daesha Henderson (Dak.), g, 2010
Suzanna Ohlsen (Dak.), g, 2015

ALL-CONFERENCE

NAIA DISTRICT I (1975-91)

First Team

Diane Black, c, 1982
Diane Black, c, 1983
Cheryle Meppelink, g, 1984
Cheryle Meppelink, g, 1985
Linda Johnson, f, 1988
Lori Robinett, f, 1988
Linda Johnson, f, 1989
Lori Robinett, f, 1989
Jan Bolton, g, 1990
Becky Wiersma, g, 1990
Tosca Lindberg, c, 1991
Jan Bolton, g, 1991

CONTINENTAL DIVIDE (1992)

Second Team

Jan Bolton, g, 1992
Tosca Lindberg, c, 1992

PACIFIC WEST (1993-2001)

First Team

Elizabeth Fenner, f, 1994
Nicole Trammell, f, 1995
Linnea Jarvits, g, 1996
Linnea Jarvits, g, 1997
Debbie Miller, g, 1997
Wendy Kuipers, c, 1998
Debbie Miller, g, 1998
Gus Balogh, f, 1999
Gus Balogh, f, 2000
Ashley Miller, f, 2000
Gus Balogh, f, 2001

PACIFIC WEST (continued)

Second Team

Elizabeth Fenner, f, 1993
Lorinda Flikkema, g, 1994
Elizabeth Fenner, f, 1995
Lynne Roberts, f, 1996
Erica Lindberg, g, 1997
Gus Balogh, f, 1998
Shana Ray, g, 1998
Chantel Vinson, g, 1998
Heidi Umthun, g, 2000
Stephanie Urrutia, g, 2001

GNAC (2002-present)

First Team

Kelley Berglund, c, 2002
Kerie Hughes, g, 2003
Kelley Berglund, c, 2003
Valerie Gustafson, f, 2004
Kristin Poe, f, 2004
Amy Taylor, g, 2005
Carli Smith, f, 2005
Mandy Wood, g, 2006
Kelsey Hill, c, 2007
Jackie Hollands, g, 2008
Beth Christensen, g, 2008
Kelsey Hill, c, 2009
Daesha Henderson, g, 2009, 10
Katie Benson, f, 2013, 2014
Aubree Callen, g, 2015
Suzanna Ohlsen, g, 2015
Jordan McPhee, g, 2018

Second Team

Kristin Poe, f, 2002
Amy Taylor, g, 2004
Carli Grant, f, 2006
Jackie Hollands, g, 2007
Kelsey Hill, c, 2008
Kelsey Burns, f, 2009
Megan Hoisington, f, 2010
Maddie Maloney, g, 2011
Caitlyn Rohrbach, f, 2011
Katie Benson, f, 2012
Suzanna Ohlsen, g, 2014
Courtney Hollander, g, 2017, 18
Ashley Alter, f/g, 2023
Olivia Mayer, f, 2024
Hunter Beirne, g, 2025

Honorable Mention

Betsy Kingma, g, 2015
Courtney Hollander, g, 2016
Jordan McPhee, g, 2016, 17
Rachel Shim, g, 2018
Riley Evans, g, 2019
Cici West, f, 2019
Hailee Bennett, g, 2020
Ashlynn Burgess, f, 2020
Ashley Alter, G/F, 2022
Natalie Hoff, F, 2022, 23

Player of the Year

Linda Johnson, f, 1988
Gus Balogh, f, 2001
Kerie Hughes, g, 2003
Valerie Gustafson, f, 2004
Amy Taylor, g, 2005
Jackie Hollands, g, 2008
Daesha Henderson, g, 2010

Freshman of the Year

Jennifer Riggan, g, 1992
Carli Smith, f, 2003
Jordan Harazin, g, 2009
Katie Benson (co), f, 2011

Newcomer of the Year

Wendy Kuipers, c, 1997
Shana Ray, f, 1998
Ashley Miller, f, 2000
Kelley Berglund, c, 2002
Amy Taylor, g, 2004

Defensive Player of the Year

Jordan McPhee, g, 2018

Coach of the Year

Julie van Beek 2008, 2010

ACADEMIC POSTSEASON AWARDS

ACADEMIC ALL-AMERICAN

First Team

Gus Balogh, f, 2001
Suzanna Ohlsen, g, 2015*
* Also CoSIDA Academic All-America of the Year for D2

Second Team

Katie Benson, f, 2014
Jordan McPhee, g, 2018

Third Team

Suzanna Ohlsen, g, 2014

ACADEMIC ALL-DISTRICT

First Team (CoSIDA / CSC)

Tosca Lindberg, c, 1993
Elizabeth Fenner, f, 1994
Elizabeth Fenner, f, 1995
Gus Balogh, f, 2000
Gus Balogh, f, 2001
Valerie Gustafson, f, 2004
Brittney Kroon, c, 2005
Daesha Henderson, g, 2010
Caitlyn Rohrbach, f, 2011
Katie Benson, f, 2012, 2014
Suzanna Ohlsen, g, 2013, 14, 15
Jordan McPhee, g, 2018
Natalie Hoff f, 2023
Hunter Beirne, g, 2024, 2025

Second Team (CoSIDA)

Kristen Carlson, c, 1997
Libby Magnuson, f, 2008
Caitlyn Rohrbach, f, 2010

Third Team (CoSIDA)

Caitlyn Rohrbach, f, 2009

ACADEMIC ALL-CONFERENCE

CONTINENTAL DIVIDE (1992)

First Team

Jan Bolton, g, 1992

PACIFIC WEST (1993-2001)

First Team

Tosca Lindberg, c, 1993
Elizabeth Fenner, f, 1993, 94, 95
Elisabeth Ford, f, 1994

Second Team

Lorinda Flikkema, g, 1994
Elisabeth Ford, c, 1995
Erica Lindberg, g, 1996
Kristen Carlson, c, 1997
Beth Palmer, f, 1997, 98
Jana Holme, f, 1998

GNAC (2002-present)

Erica Lindberg, g, 1997
Stacy Brough, g, 1998
Shana Ray, g, 1999
Gus Balogh, f, 1999, 2000
Becka Beard, g, 2001
Jana Holme, f, 2001
Stacie Lukkes, c, 2001, 02, 03
Valerie Gustafson, f, 2002, 03, 04
Michelle Beaumont, f, 2003, 04, 05
Kerie Hughes, g, 2003
Carli Smith, f, 2004, 05, 06
Mandy Wood, g, 2004, 05, 06
Brittney Kroon, c, 2005, 06
Jenny Poe, f, 2005
Rachel Strand, f, 2005, 06, 07
Amy Taylor, g, 2005
Autumn Fielding, f, 2006, 07
Beth Christensen, g, 2006, 07, 08
Jackie Hollands, g, 2007, 08
Beth Christensen, g, 2007, 08
Jessie Christensen, f, 2007, 08

Jessie Menkens, g, 2007
Lexi Schaar, c, 2007, 08, 09
Libby Magnuson, f, 2008
Daesha Henderson, g, 2008, 09, 10
Kelsey Burns, f, 2009
Maddie Maloney, g, 2009, 10
Sydney Benson, f, 2010
Megan Hoisington, f, 2010
Caitlyn Rohrbach, f, 2010, 11
Jordan Harazin, g, 2011, 12
Rachel Murray, g, 2011, 12, 13
Katie Thralls, g, 2011, 12
Katie Benson, f, 2012, 13, 14
Betsy Kingma, g, 2012, 14, 15
Michelle Teng, g, 2012, 13
Suzanna Ohlsen, g, 2013, 14, 15
Riley Butler, c, 2014
Molly Grager, c, 2014, 15, 16
Maddey Pflaumer, c, 2014, 15
Stacey Lukasiewicz, g, 2015, 16, 17
Hannah Rodrigues, f, 2015, 16, 17
Courtney Hollander, g, 2016, 17, 18
Lindsay Lee, g, 2016, 17, 18
Jordan McPhee, g, 2016, 17, 18
Erica Pagano, f, 2016, 17, 18
Jaylee Albert, g, 2017, 18, 19
Julia Haining, C, 2017, 18
Madison Wright, g, 2017
Riley Evans, g, 2018, 19
Hailee Bennett, g, 2019, 20
Madi Hingston, g, 2019, 20
Cici West, f, 2019
Rachel Berg, g, 2020, 21, 22
Ashlynn Burgess, f, 2021
Natalie Hoff, f, 2020, 21, 22, 23
Abril Rexach Roure, g, 2021, 22
Hunter Beirne, g, 2022, 23, 24, 25
Bayley Brennan, g, 2022
Anna Eddy, g, 2022, 23
Hailey Marlow, g, 2022, 23, 24

Malia Mastora, g, 2022
Beth Pettingill, f, 2022
Adrienne Poling, f, 2022
Schuyler Berry, c, 2023, 24, 25
Jalena Carlisle, g/f, 2023, 24
Maya Hoff, g, 2023
Lolo Weatherspoon, w, 2023, 24, 25
Emilia Bishop, p, 2024, 25
Layne Kearns, g, 2025
Grace Leasure, w, 2025
Haylie-Anne Ohta, g, 2025

TEAM AWARDS

MOST VALUABLE

1985 Cheryle Meppelink
1986 Diane Black
1987 Linda Johnson
1988 Linda Johnson
1989 no award
1990 Becky Wiersma
Jan Bolton
1991 Tosca Lindberg
1992 Jan Bolton
1993 Tosca Lindberg
1994 Lorinda Flikkema
Andrea Mocherman
1995 Elizabeth Fenner
1996 Linnea Jarvits
1997 Debbie Miller
1998 Debbie Miller
1999 Shana Ray
2000 Ashley Miller
Heidi Umthun
2001 Gus Balogh
Stephanie Urrutia
2002 Kelley Berglund
2003 Kerie Hughes
Kelley Berglund
2004 Valerie Gustafson
Kristin Poe
2005 Amy Taylor
2006 Mandy Wood
2007 Kelsey Hill
2008 Beth Christensen
Jackie Hollands
2009 Daesha Henderson
2010 Daesha Henderson
2011 Caitlyn Rohrbach
2012 Katie Benson
Rachel Murray
2013 Katie Benson
2014 Katie Benson
2015 Aubree Callen
Suzanna Ohlsen
2016 None
2017 None
2018 None
2019 Cici West
2020 Hailee Bennett
2021 Ashley Alter
2022 Natalie Hoff
2023 Natalie Hoff
2024 Olivia Mayer
2025 Hunter Beirne

HUSTLE AWARD

2008 Daesha Henderson
2009 Daesha Henderson
2010 Megan Hoisington
2011 None
2012 Michelle Teng
2013 Michelle Teng
2014 Hannah Rodrigues
2015 Jordan McPhee
2016 Jordan McPhee
2017 Jordan McPhee
2018 Jordan McPhee
2019-24 None selected

MOST IMPROVED

1985 Lesa Stevenson
1986 Jamie Sipma
1987 Caroline Pfeil
1988 Emily Streich
1989 Jamie Sipma
1990 Caryn Morawek
1991 DeAnna Morris
1992 Elisabeth Ford
1993 Kristi Konsmo
1994 Erica Lindberg
1995 Jennifer Kunkel
1996 Rebecca Reys
1997 Jana Holme
1998 Stacy Brough
1999 Liz Guppy
2000 Becka Beard
2001 Stephanie Urrutia
2002 Mackenzie Duffin
2003 Mandy Wood
2004 Brittny Kroon
2005 Beth Christensen
2006 Jessie Christensen
2007 Jessie Christensen
2008 Megan Hoisington
2009 Jordan Harazin
McKayla Gorman
2010 Nyasha Sims
2011 Riley Butler
2012 Joani Reimer
2013 Riley Butler
2014 Stacey Lukasiewicz
2015 Molly Grager
2016 Julia Haining
2017 Carly Rataushk
2018 Rachel Berg
2019 Madi Hingston
2020 Bayley Brennan
2021 Malia Mastora
2022 Anna Eddy
2023 Lolo Weatherspoon
2024 Layne Kearns
2025 Layne Kearns

CLARITY AWARD

2019 Jaylee Albert
2020 Madi Hingston
2021 Rachel Berg
2022 Abril Rexach Roure
2023 Anna Eddy
2024 Hunter Beirne
2025 None selected

PASSION AWARD

2019 Hailee Bennett
2020 Ashlynn Burgess
2021 Ashlynn Burgess
2022 Ashley Alter
2023 Hunter Beirne
2024 Jalena Carlisle
2025 None selected

MOST INSPIRATIONAL

1985 Joann Fukuma
1986 Joann Fukuma
1987 Marla Baggerly
1988 Nancy Best
1989 Emily Streich
1990 Caroline Pfeil
1991 Julie Ahnsbrak
1992 Monique Blott
1993 Lorinda Flikkema
1994 Elisabeth Ford
1995 Elisabeth Ford
1996 Nancy Konsmo
1997 Erica Lindberg
1998 Shauna Winn
1999 Jana Holme
2000 Ashley Miller
2001 Kristin Poe
2002 Kristin Poe
2003 Kristin Poe
2004 Kristin Poe
2005 Jenny Poe
2006 Beth Christensen
2007 Beth Christensen
2008 Beth Christensen
Libby Magnuson
2009 Lexi Schaar
2010 Sydney Benson
2011 Michelle Teng
2012 Michelle Teng
2013 Michelle Teng
2014 Aubree Callen
2015 Aubree Callen
2016 Molly Grager
Stacey Lukasiewicz
2017 Stacey Lukasiewicz
2018 Rachel Shim
2019-24 None selected
2025 Schuyler Berry

COACHES AWARD

2008 Jessie Christensen
2009 Megan Hoisington
2010 None
2011 Katie Thralls
2012 None
2013 None
2014 Riley Butler
2015 None
2016 Courtney Hollander
2017 Hannah Rodrigues
2018-25 None selected

FALCON AWARD

2017 Stacey Lukasiewicz
2018 Erica Pagano
2019-25 None selected

THE WIN STREAK

During the 2003-04 season, Seattle Pacific put together a 30-game win streak. It began with the season-opener against UC San Diego at the Falcon Classic in Brougham Pavilion and carried all the way through the West Regional, earning SPU a spot in the NCAA Division II Elite Eight in St. Joseph, Mo. That's where the streak ended on March 24, 2004, with a 94-83 loss to Drury in the quarterfinals.

Date	Opponent	Site	Score
=Nov. 21, 2003	UC San Diego	Seattle	89-57
=Nov. 22	Montana State Billings	Seattle	66-42
+Nov. 28	Lewis-Clark State	Nampa, Idaho	86-61
+Nov. 29	Cal State Stanislaus	Nampa, Idaho	89-60
^Dec. 4	Central Washington	Seattle	71-61
^Dec. 6	Chico State	Seattle	88-71
^Dec. 12	Warner Pacific	Portland	97-60
^Dec. 13	Northwest College	Kirkland	92-48
#Dec. 19	Cal State Los Angeles	Los Angeles	74-66
#Dec. 20	Cal Poly Pomona	Los Angeles	79-78
Jan. 8, 2004	Western Washington	Seattle	80-71
Jan. 10	Seattle University	Seattle	82-66
Jan. 15	at Alaska Fairbanks	Fairbanks	76-70
Jan. 17	at Alaska Anchorage	Anchorage	76-40
Jan. 22	Humboldt State	Seattle	82-62
Jan. 24	Western Oregon	Seattle	74-40
Jan. 29	at Northwest Nazarene	Nampa, Idaho	99-80
Jan. 31	at Saint Martin's	Lacey	87-69
Feb. 5	at Seattle University	Seattle	79-53
Feb. 7	at Western Washington	Bellingham	71-58
Feb. 12	Alaska Anchorage	Seattle	69-45
Feb. 14	Alaska Fairbanks	Seattle	98-52
Feb. 19	Western Oregon	Monmouth	59-44
Feb. 21	Humboldt State	Arcata, Calif.	77-41
Feb. 26	Saint Martin's	Seattle	72-62
Feb. 28	Northwest Nazarene	Seattle	82-63
March 6	Central Washington	Ellensburg	73-57
*March 12	UC San Diego	Seattle	79-59
*March 13	Western Washington	Seattle	80-66
*March 15	Cal Poly Pomona	Seattle	80-63

= Falcon Classic + Crusader Classic ^ Nonconference # CCAA-GNAC Challenge * NCAA West Regional
All others GNAC regular season

THE BIG GAMES

SPC 81, Washington 56

Feb. 9, 1976 at Brougham Pavilion
Pam Spencer scores 19 as Falcons win season series (2-1) over UW.

SPC 66, Oregon State 52

Feb. 21, 1976 at Brougham Pavilion
Sonja Bennett scores 30 as Falcons finish 4-0 sweep of Pac-10 teams in inaugural season of varsity play.

SPU 62, Puget Sound 59

Feb. 12, 1987 at Brougham Pavilion
Linda Johnson's 27 points lead upset of eventual district champion.

SPU 69, Seattle U. 53

Feb. 24, 1990 at Brougham Pavilion
Leanne Bajema hits three treys in just more than a minute to ignite playoff victory over crosstown rival.

SPU 75, Sacramento St. 72

Nov. 24, 1990 at Mazatlan, Mexico
Jan Bolton explodes for school-record 39 points in upset of D-I team in tournament title game.

SPU 70, Portland State 67

Feb. 25, 1995 at Brougham Pavilion
Falcons clinch first NCAA playoff berth by beating No. 2-rated Vikings.

SPU 99, Humboldt State 88

Mar. 7, 1995 at Brougham Pavilion
Victory in first-ever NCAA tourney game sends Falcons to West finals.

SPU 74, Stonehill (Ma.) 69

Dec. 29, 1995 at San Diego
Linnea Jarvits scores 25 in upset of No. 5 team to give Falcons first-ever ranking.

SPU 60, Portland State 54

Nov. 22, 1996 at Portland
SPU forces 28 turnovers as D-1 Vikings' 50-game home streak halted.

SPU 104, MSU Billings 68

Feb. 15, 1997 at Seattle
Debbie Miller scores 20 and ties SPU record with 15 assists, effectively wrapping up first conference title.

SPU 91, UC Davis 82 OT

Mar. 7, 1998 at Brougham Pavilion
Falcons win first regional crown and advance to Elite Eight behind Debbie Miller's 24 points and 10 assists.

SPU 80, Central Wash. 69

Feb. 15, 2003 at Seattle, Wa.
In front of 1,200-plus fans, nation's new No. 1 team moves to 21-0.

SPU 80, Cal Poly Pomona 63

Mar. 15, 2004 at Seattle, Wa.
Amy Taylor scores 15 of her 21 points in final 10 minutes as SPU books second trip to Elite Eight.

SPU 73, Merrimack 64

Mar. 24, 2005 at Hot Springs, Ar.
Hitting a record 26 of 28 free throws, Falcons move into NCAA title game.

SPU 54, Alaska Anchorage 42

Feb. 19, 2009 at Seattle, Wa.
Except for 2-2 tie Falcons lead all the way and beat No. 1-ranked Seawolves.

SPU 76, Chico State 68

March 15, 2010 at Seattle, Wa.
MVP Melissa Reich's double-double and Jordan Harazin's career-high 17 point send SPU to the Elite Eight.

ALL-TIME RESULTS



Virginia Husted guided the then-Lady Falcons from club to varsity status.

1974-75 (Club/15-6)

Coach: **Virginia Husted**

68	at Alaska Anchorage	40
53	at Alaska Fairbanks	44
45	at Alaska Fairbanks	41
73	W. Washington JV	33
78	at Skagit Valley CC	63
54	at Shoreline CC	31
66	Western Washington	70
47	at Central Washington	42
69	at Olympic CC	40
51	at Puget Sound	53
52	at Eastern Washington	59
61	Pacific Lutheran	50
55	Washington	42
64	at Western Washington	72
68	Puget Sound	21
61	Saint Martin's	18
58	Olympic CC	49
52	at Pacific Lutheran	39
47	Central Washington	48
46	at Washington	52
63	Alaska Fairbanks	51

1975-76 (15-7)


Coach: **Virginia Husted**

66	at Washington	60
61	at Western Washington	85
57	at Boise State	42
52	Utah State (at Boise)	57
57	Montana	51
66	at Pacific Lutheran	48
80	at Puget Sound	33
81	at Western Washington	92
61	Eastern Washington	49
45	Portland State	78
50	Central Washington	68
60	Oregon	39
81	Washington	56
72	Alaska Fairbanks	58
78	at Central Washington	73
83	Pacific Lutheran	59
56	Alaska Anchorage	54
62	at Western Washington	60
82	Puget Sound	30
66	Oregon St. (at Ashland)	52
78	W. Wash. (at Ashland)	81
67	Ak. Anch. (at Ashland)	68

1976-77 (14-10)

Coach: **Virginia Husted**

61	Washington	67
69	Montana	47
75	at Montana State	68
49	at Flathead Val. CC	58
66	at Gonzaga	59
53	at Eastern Washington	62
71	Pacific Lutheran	49
70	Puget Sound	76
47	Portland State	65
68	at Central Washington	55
78	at Puget Sound	54
58	at Western Washington	65
78	Alaska Fairbanks	57
42	Alaska Anchorage	39
105	Eastern Oregon	80
52	Boise State	73
71	at Oregon	83
69	at Ore. Coll. of Educ.	58
52	Washington	66
54	Central Washington	53
77	at Pacific Lutheran	66
70	Montana State	40
57	at Portland State	73
61	Western Washington	79




Former NCAA track and field champ Steve Gough coached in 1977-78.

1977-78 (14-9)

Coach: **Steve Gough**

41	at Washington	90
61	Eastern Washington	62
44	Pacific Lutheran	33
74	NAS	13
63	Central Washington	67
65	W. Washington JV	51
65	at Seattle University	68
42	Western Washington	76
60	Washington (Arena)	74
75	at Puget Sound	42
58	Seattle University	81
64	at Central Washington	73
66	Skagit Valley CC	46
66	Alaska Anchorage	51
57	Northwest Christian	47
69	at Pacific Lutheran	63
102	Bellevue CC	48
63	Alaska Anchorage	55
57	at Western Washington	60
82	Puget Sound	40
71	Everett CC	57
66	Seattle University OT	65
56	Linfield	46



With Ann Steffen as coach, SPU made the transition from NCWSA to NAIA.

1978-79 (2-17)

Coach: **Ann Steffen**

60	Bellevue CC	49
29	at Western Washington	95
56	Everett CC	38
33	at Whitworth	51
40	at Idaho	67
58	at Puget Sound	72
43	Central Washington	83
36	Oregon College of Educ.	88
39	at Seattle University	76
28	Pacific Lutheran	58
16	Alaska Fairbanks	62
43	Puget Sound	63
48	at Washington	103
38	at Central Washington	84
60	at Pacific Lutheran	81
53	at Linfield	60
54	at Ore. Coll of Educ.	68
31	Seattle University	92
52	Western Washington	121

1979-80 (4-22)

Coach: **Ann Steffen**

68	at Whitworth	73
61	Northwest Christian	52
76	Puget Sound	47
39	at Pacific Lutheran	59
49	Northern Montana	57
62	at George Fox	79
48	at Central Washington	65
38	Oregon College of Educ.	81
41	at Western Washington	94
38	at Idaho	75
47	at Lewis-Clark State	54
38	Pacific Lutheran	53
46	Portland	62
58	Willamette	56
72	Linfield (Parkland, Wa.)	69
37	Western Washington	96
40	at Alaska Fairbanks	65
49	at Alaska Fairbanks	53
53	at Alaska Anchorage	56
63	at Alaska Anchorage	73
59	at Puget Sound	72
47	Idaho	76
62	Lewis-Clark State	69
48	Central Washington	65
58	at Linfield	70
70	at Portland	79

1980-81 (10-20)

Coach: **Ann Steffen**

76	Saint Martin's	70
60	at Pacific Lutheran	42
58	at Northwest Christian	37
29	at Wenatchee Valley CC	74
49	Seattle University	69
73	at Willamette	68
67	Skagit Valley CC	72
74	Willamette	59
36	Lewis-Clark State	74
73	Idaho	96
65	Central Washington	63
49	at Whitworth	74
59	at Gonzaga	65
56	at Seattle University	90
68	at Portland	79
49	at Western Washington	87
64	at Saint Martin's	69
71	Northwest Christian	65
70	Gonzaga	67
60	at Portland	75
51	Wenatchee Valley CC	68
33	at Idaho	96
63	at Lewis-Clark State	82
54	at Central Washington	90
81	at Pacific Lutheran	65
55	Alaska Fairbanks	64
61	Alaska Fairbanks	65
66	at Linfield	77
68	at George Fox	57
51	Western Washington	94

1981-82 (10-17)

Coach: **Ann Steffen**

41	Western Oregon	71
71	at Whitman	66
68	at Seattle University	81
76	at Puget Sound	81
59	at Pacific Lutheran	68
67	Concordia	84
45	at Whitworth	64
72	Whitman (Spokane)	59
51	at Western Washington	91
58	Gonzaga	71
72	Saint Martin's	84
51	at Lewis & Clark	58
55	at Pacific	50
69	at Central Washington	59
55	Pacific Lutheran	58
57	Whitworth	47
70	Seattle University	65
52	Western Washington	64
94	at Linfield	72
65	at Willamette	70
63	Puget Sound	96
79	Whitman	56
51	Judson Baptist	56
57	at Saint Martin's	55
49	at Western Oregon	94
57	Lewis & Clark	69
105	Central Washington	65

ALL-TIME RESULTS



Nels Hawkinson restored SPU's competitiveness during his five years.

1982-83 (4-21)

Coach: **Nels Hawkinson**

69	Western Washington	77
50	at Alaska Fairbanks	73
44	at Alaska Fairbanks	81
55	at Alaska Anchorage	71
53	Seattle University	56
65	at Western Washington	75
70	at Lewis-Clark State	84
76	Lewis-Clark State	OT 74
50	at Puget Sound	55
53	at Portland	95
51	at Trinity Western	50
55	at Simon Fraser	45
64	Trinity Western	44
65	at Eastern Washington	96
65	at Whitworth	68
60	Pacific Lutheran	70
67	Central Washington	73
69	Saint Martin's	81
53	Puget Sound	72
54	at Concordia	65
65	at Saint Martin's	66
60	at Seattle University	86
61	at Central Washington	75
60	Portland	96
50	at Pacific Lutheran	61

1983-84 (13-14)

Coach: **Nels Hawkinson**

82	at Trinity Western	26
53	Seattle University	74
52	Northern Montana	64
87	Linfield	68
62	at Pacific	101
59	at Saint Mary's	61
70	Gonzaga	79
78	Lewis-Clark State	64
68	Whitman	69 (OT)
39	at Western Washington	77
64	Saint Martin's	80
47	Simon Fraser	59
68	at Pacific Lutheran	65
54	Whitworth	66
59	at Central Washington	66
52	Puget Sound	67
63	Pacific Lutheran	43
68	Alaska Fairbanks	53
66	Alaska Fairbanks	63
83	Western Washington	77
54	at Seattle University	71
62	at Whitman	53
57	at Lewis-Clark State	55
62	at Puget Sound	49
70	at Linfield	59
70	at Saint Martin's	77
49	Central Washington	45

1984-85 (13-17)

Coach: **Nels Hawkinson**
Captains: **Karen Hostetter, Brenda Terpstra**

70	at Capilano	52
44	at Simon Fraser	55
61	Saint Martin's	54
72	Pacific Lutheran	43
75	Concordia	62
62	Western Washington	73
76	at Pacific	64
56	at Warner Pacific	55
56	at Biola	63
79	at So. Calif. College	44
69	at Cal St. Nthrdg.	OT 77
48	Victoria	74
50	Seattle University	65
58	at Saint Martin's	59
80	Hawaii Pacific	51
70	at Central Washington	72
56	at Puget Sound	75
59	Pacific	69
76	Capilano	44
61	Simon Fraser	51
50	at Western Washington	85
71	Gonzaga	102
57	Whitworth	60
57	at Central Washington	70
62	at Seattle University	76
54	Puget Sound	46
60	Lewis-Clark State	53
84	at Pacific Lutheran	54
60	at Whitworth	74
84	at Gonzaga	111

1985-86 (14-14)

Coach: **Nels Hawkinson**
Captain: **Diane Black**

61	Washington State	74
62	UCLA	92
89	at Alaska Anchorage	67
62	at Alaska Anchorage	71
68	at Alaska Fairbanks	49
66	at Alaska Fairbanks	70
67	Montana State Billings	79
69	Puget Sound	77
77	at Sacramento State	72
66	at Chico State	62
72	at Sonoma State	46
66	at Lewis-Clark State	68
72	at Gonzaga	85
63	Whitworth	57
62	Gonzaga	80
63	Seattle University	62
64	at Pacific Lutheran	59
58	at Saint Martin's	60
63	at Western Washington	86
84	Pacific Lutheran	52
68	at Seattle University	62
69	Spring Arbor	60
58	at Central Washington	64
54	Puget Sound	49
59	Central Washington	64
76	Saint Martin's	51
73	Linfield	47
57	Western Washington	66

1986-87 (13-15)

Coach: **Nels Hawkinson**
Captain: **Marla Baggerly**

44	Simon Fraser	65
78	Warner Pacific	57
70	Seattle University	68
56	at Washington State	89
71	Port. State (Pullman)	82
77	at Metro State	74
58	at Regis	62 OT
70	at Montana State Billings	71
41	at Rocky Mountain	58
48	at Seattle University	67
49	Western Washington	67
68	Sacramento State	72
75	Alaska Pacific	33
59	at Central Washington	72
75	Sheldon Jackson	41
104	Sheldon Jackson	37
58	at Simon Fraser	71
98	Saint Martin's	47
45	at Western Washington	71
51	Lewis-Clark State	52
67	Central Washington	77
69	at Puget Sound	87
76	at Alaska Pacific	45
60	at Alaska Pacific	52
62	Puget Sound	59
80	at Saint Martin's	39
58	at Pacific Lutheran	57
88	Whitworth	81



Gordy Presnell won five league and three regional titles.

1987-88 (16-11)

Coach: **Gordy Presnell**
Captain: **Joann Fukuma**

75	Saint Martin's	50
62	Simon Fraser	70
71	Chico State	66
84	Northwest College	57
77	Pacific Lutheran	65
68	Western Washington	74
68	at Point Loma	66
90	at UC San Diego	68
74	at San Diego	86
62	Central Washington	82
51	at Seattle University	62
92	Alaska Pacific	59
104	Sheldon Jackson	54
109	Sheldon Jackson	53
65	at Saint Martin's	55
48	at Western Washington	61
79	Whitworth	55
72	at Puget Sound	76
77	Seattle University	86
66	at Pacific Lutheran	60
78	Lewis-Clark State	60
87	Puget Sound	74
65	at Central Washington	79
74	at Northwest College	60
72	at Lewis-Clark State	75
62	at Simon Fraser	75
2	at Whitworth	(forfeit) 0

1988-89 (24-6)

Coach: **Gordy Presnell**
Captains: **Linda Johnson, Lori Robinett, Jamie Sipma**

103	at Sheldon Jackson	65
85	at Sheldon Jackson	64
89	at Alaska Southeast	58
79	at Pacific Lutheran	83
86	at Whitworth	57
82	Northwest College	50
74	Central Washington	72
77	at Azusa Pacific	64
73	at Biola	64
88	Cal Poly SLO	66
74	Fresno Pacific	73
63	Seattle University	58
69	Alaska Pacific	54
60	Western Washington	63
64	at Puget Sound	55
101	Trinity Western	33
65	at Western Washington	84
61	at Lewis-Clark State	75
78	at Eastern Oregon	74
93	Alaska Southeast	57
53	at Central Washington	74
78	Whitworth	64
67	at Saint Martin's	51
77	Puget Sound	64
66	Lewis-Clark State	57
78	at Northwest College	48
67	at Seattle University	68
75	Saint Martin's	67
96	Pacific Lutheran	64
63	at Western Washington	69

1989-90 (21-9)

Coach: **Gordy Presnell**
Captain: **Becky Wiersma**

75	Alaska Southeast	50
85	Whitman	63
80	Pacific Lutheran	66
60	Seattle University	54
71	at Northwest College	43
76	at Whitman	66
80	at Occidental	42
68	at Fresno Pacific	78
79	Alaska Pacific	44
69	Saint Martin's	65
76	Central Washington	56
67	at Simon Fraser	100
56	Western Washington	61
69	at Lewis-Clark State	75
82	Sheldon Jackson	54
81	at W. Washington	OT 90
82	Northwest College	61
57	at Saint Martin's	48
75	Puget Sound	61
65	Simon Fraser	79
62	at Seattle University	83
60	at Alaska Pacific	56
84	at Alaska Southeast	59
61	at Sheldon Jackson	54
63	at Central Washington	76
69	at Puget Sound	52
63	Lewis-Clark State	62
65	at Pacific Lutheran	55
69	Seattle University	53
58	at Western Washington	85

ALL-TIME RESULTS

1990-91 (18-11)

Coach: **Gordy Presnell**
Captains: **Jan Bolton, Monique Blott**

84	at Northwest College	57
79	Concordia (Mazatlan)	40
66	at Technologico Durango	54
75	Sac. State (Mazatlan)	72
83	at Pacific Lutheran	73
60	Western Oregon	54
78	Seattle University	81
70	at Concordia	59
55	Montana State Billings	75
71	Saint Martin's	67
85	Sheldon Jackson	62
75	at Central Washington	86
60	at Lewis-Clark State	89
61	at Saint Martin's	70
82	Puget Sound	67
70	at Seattle University	90
68	Sheldon Jackson	50
32	at Simon Fraser	72
47	at Western Washington	60
64	Pacific Lutheran	49
62	Lewis-Clark State	46
61	Central Washington	58
91	Northwest College	45
57	at Puget Sound	49
45	Simon Fraser	95
53	Western Washington	69
82	Alaska Anchorage	69
77	Alaska Fairbanks	73
48	at Lewis-Clark State	85

1991-92 (17-13)

Coach: **Gordy Presnell**
Captains: **Jan Bolton, Monique Blott**

89	at Northwest College	53
99	at Columbia Christian	63
57	at Seattle University	78
69	at Chapman	87
76	at Southern California	54
73	So. Colo. (at Phoenix)	74
70	at Grand Canyon	68
72	Alaska Fairbanks	70
64	Alaska Fairbanks	57
82	Montana State Billings	67
70	Montana State Billings	64
74	Sheldon Jackson	44
63	at Portland State	93
75	at Puget Sound	65
66	Western Washington	72
86	Northwest College	34
89	at Central Washington	101
78	Central Washington	72
70	Alaska Anchorage	60
82	at Alaska Fairbanks	90
66	at Alaska Fairbanks	81
84	at Alaska Anchorage	86
69	Portland State	84
76	Grand Canyon	78
86	Puget Sound	67
77	at Western Washington	69
83	at Eastern Montana	73
56	at Air Force	66
72	at Colorado Christian	56
72	at UC Colorado Springs	77

1992-93 (17-10)

Coach: **Gordy Presnell**
Captain: **Lorinda Flikkema**

88	at Northwest College	49
89	Columbia Christian	41
95	West Florida	71
72	at Eastern Washington	77
74	Western Washington	63
78	at Eckerd	51
61	at Florida Tech	89
62	at Florida Atlantic	78
67	at Idaho State	71
89	Humboldt State	69
92	Alaska Fairbanks	59
71	Northwest College	47
63	at Puget Sound	55
57	Portland State	78
63	Alaska Fairbanks	58
80	Alaska Anchorage	54
70	at Grand Canyon	69
58	at Mont. St. Billings OT	68
61	at Mont. St. Billings	71
67	Puget Sound	77
66	at Western Washington	65
71	at Portland State	82
74	Seattle University	82
64	at Alaska Fairbanks	62
77	at Alaska Anchorage	64
75	Grand Canyon	56
72	Eastern Montana	56

1993-94 (17-10)

Coach: **Gordy Presnell**
Captain: **Lorinda Flikkema**

91	Pacific Lutheran	65
79	Sonoma St. (Arcata, Ca.)	83
67	at Humboldt State	69
86	Northwest College	44
84	Seattle University OT	82
58	North Dakota	83
63	Puget Sound	61
67	at San Francisco State	63
72	at Cal St. Hayward OT	71
62	at UC Davis	86
76	Hmbt. St. (Davis, Ca.)	68
64	at Seattle University	79
81	Saint Martin's	74
63	at Portland State	88
72	at Alaska Anchorage	81
72	at Alaska Fairbanks	53
60	at Alaska Fairbanks	65
72	Montana State Billings	71
71	Grand Canyon	68
63	Western Washington	56
68	at Puget Sound	60
67	Alaska Anchorage	61
78	Alaska Fairbanks	59
56	at Montana St. Billings	74
80	at Grand Canyon	70
68	at Saint Martin's	65
82	Portland State	89

1994-95 (21-8)

Coach: **Gordy Presnell**
Captains: **Elizabeth Fenner, Elisabeth Ford**

87	at Puget Sound	66
91	at Seattle University	93
87	at Central Washington	46
96	Sonoma State	56
93	Whitworth	83
99	Seattle University	73
66	at Eastern Washington	70
86	Jacksonville St. (Portland)	73
82	UC Riverside (Portland)	90
84	at Portland State	93
79	at UC Davis	68
96	Humboldt State (Davis)	90
80	at Chico State	66
76	at Western Washington	68
83	Central Washington	55
85	Montana State Billings	82
80	Western New Mexico	79
91	at Alaska Anchorage OT	88
95	at Alaska Fairbanks	45
72	at Portland State	82
95	Puget Sound	77
71	at Montana St. Billings	87
75	at Western New Mexico	98
89	Alaska Anchorage	61
102	Alaska Fairbanks	67
70	Portland State	67
99	Humboldt St. (NCAA)	88
75	at Portland St. (NCAA)	86

1995-96 (17-10)

Coach: **Gordy Presnell**
Captain: **Nancy Kosmo**

89	Humboldt State	65
71	UC Davis	70
82	Seattle University	86
76	at Seattle University	63
66	CS San Bern. (Portland)	49
80	CS Los Angeles (Portland)	70
66	Puget Sound	53
68	Northwest Nazarene	65
74	Denver	67
81	Cal Poly Pomona	78
59	Mars Hill (San Diego)	62
88	CP Pomona (San Diego)	79
74	Stonehill (San Diego)	69
88	Saint Martin's OT	81
79	at Whitworth OT	82
83	at Western New Mexico	89
59	at Montana St. Billings	85
64	Alaska Fairbanks	54
99	Alaska Anchorage	69
80	Portland State	92
70	Western New Mexico	78
72	Montana State Billings	83
71	at Alaska Fairbanks	65
79	at Alaska Anchorage	83
102	at Northwest College	67
73	at Puget Sound	60
69	at Portland State	80

1996-97 (26-3)

Coach: **Gordy Presnell**
Captains: **Kristen Carlson, Linnea Jarvits, Erica Lindberg, Lynne Roberts**

81	Western Baptist	68
60	at Portland State	54
50	at Portland State	70
94	Seattle University	68
92	at Northwest Nazarene	91
94	at Western Washington	74
71	Fresno Pacific	60
78	at Humboldt State	65
73	UC Davis (Arcata, Ca.)	69
83	UC Colorado Springs	61
79	at Saint Martin's	59
77	at Seattle University	54
73	at Lewis-Clark State	58
81	Western Washington	73
72	Lewis-Clark State	67
85	at Western New Mexico	83
76	at Montana St. Billings	106
84	Alaska Fairbanks	59
86	Alaska Anchorage	60
88	Saint Martin's	64
95	Willamette	74
87	Puget Sound	66
96	Western New Mexico OT	93
106	Montana State Billings	68
85	at Alaska Anchorage	59
73	at Alaska Fairbanks	69
107	Northwest College	49
106	W. New Mexico (NCAA)	85
69	at UC Davis (NCAA)	74

1997-98 (27-3)

Coach: **Gordy Presnell**
Captains: **Debbie Miller, Wendy Kuipers, Heather Pemberton, Chantel Vinson**

91	at Cal State L.A.	57
83	at UC Riverside	61
95	Biola	55
89	Central Washington	58
92	Sonoma St. (Davis, Ca.)	67
88	at UC Davis	60
85	NW Nazarene (B'ham)	71
80	Humboldt St. (B'ham)	53
90	at Saint Martin's	66
104	Western Oregon	85
82	Portland State	76
85	Washburn	70
77	Western Washington	80
95	Saint Martin's	60
91	at Western Washington	72
89	at Evergreen State	45
102	Montana State Billings	65
112	Western New Mexico	66
94	at Alaska Fairbanks OT	82
80	at Alaska Anchorage	63
102	Western Baptist	46
107	Carroll College	79
64	at Montana St. Billings	95
85	at Western New Mexico	76
85	Alaska Fairbanks	65
98	Alaska Anchorage	39
90	at Central Washington	70
79	CS San Bern. (NCAA)	72
91	UC Davis (NCAA) OT	82
57	N. Michigan (NCAA)	86

ALL-TIME RESULTS

1998-99 (19-10)

Coach: **Gordy Presnell**

49	Colo. School of Mines	57
73	Montana Tech	61
83	UC Riverside	65
86	UC Davis	78
64	San Francisco State	61
80	Lewis-Clark State	60
67	Central Washington	64
85	Evergreen State	60
78	at Humboldt State	58
72	Northwest Nazarene	64
58	at Saint Martin's	71
84	at Northwest College	75
72	at Alaska Fairbanks	84
57	at Alaska Anchorage	64
70	Montana State Billings	63
98	Western New Mexico	67
69	Simon Fraser	62
78	Western Washington	81
60	at Lewis-Clark State	83
85	at Western Oregon	82
68	Saint Martin's	63
67	at Western Washington	69
57	at Simon Fraser	73
86	at Central Washington	81
102	Humboldt State	56
86	Western Oregon	58
76	C. Wash. (Bellingham)	55
66	at W. Wash. (PWC)	68
69	W. Wash. (NCAA)	OT 77

1999-00 (21-7)

Coach: **Gordy Presnell**
Captains: **Gus Balogh, Liz Guppy**

79	Cal State San Bernardino	56
64	Barry	51
81	at Colorado Christian	84
89	at Fort Lewis (Colo.)	76
70	Western Baptist	52
83	at Humboldt State	76
69	at Western Oregon	62
85	W. Washington	OT 90
67	at Western Washington	71
93	Northwest College	54
74	at Concordia	57
71	at Seattle University	58
81	at Alaska Fairbanks	73
56	at Alaska Anchorage	64
81	Seattle University	50
83	at Western New Mexico	68
67	at Montana St. Billings	82
91	Alaska Fairbanks	66
72	Alaska Anchorage	85
77	Humboldt State	56
76	Western Oregon	53
75	at Saint Martin's	63
73	at Central Washington	60
81	Western New Mexico	45
78	Montana State Billings	60
79	Saint Martin's	62
66	Central Washington	65
64	Mont. St. Billings (NCAA)	79

2000-01 (24-5)

Coach: **Gordy Presnell**
Captains: **Jana Holme, Kerie Hughes**

100	Northwest College	77
101	Pacific (Or.)	57
88	Southern Colorado	63
65	at Seattle University	49
79	at Northwest Nazarene	68
75	at Western Washington	78
83	Western Washington	73
78	Western Baptist	46
100	Northwest College	65
82	at Western New Mexico	52
52	at Montana St. Billings	61
63	Alaska Anchorage	49
75	Alaska Fairbanks	73
55	Central Washington	67
85	Saint Martin's	76
79	at Western Oregon	73
78	at Humboldt State	57
73	Seattle University	39
82	Northwest Nazarene	76
77	Western New Mexico	59
71	Montana State Billings	53
53	at Alaska Fairbanks	51
62	at Alaska Anchorage	37
80	at Saint Martin's	67
62	at Central Washington	71
86	Humboldt State	57
68	Western Oregon	39
84	Ak. Fairbanks (NCAA)	75
62	at CP Pomona (NCAA)	63

2001-02 (22-6)

Coach: **Gordy Presnell**
Captain: **Kristin Poe**

85	Western Baptist	58
104	Cascade College	45
102	at Evergreen	47
106	San Francisco State	69
102	Northwest College	51
68	at Saint Martins	53
62	at Northwest Nazarene	66
77	Kentucky Wesleyan	61
76	Stonehill	64
71	at Cal Poly Pomona	76
63	CS L.A. (at Pomona)	60
62	Seattle University	54
87	Western Washington	74
87	at Alaska Anchorage	55
71	at Alaska Fairbanks	75
69	Western Oregon	58
77	Humboldt State	49
82	at Central Washington	84
74	Northwest Nazarene	59
85	Saint Martin's	67
87	at Western Washington	102
69	at Seattle University	60
88	Alaska Fairbanks	63
80	Alaska Anchorage	69
81	at Humboldt State	69
94	at Western Oregon	80
65	Central Washington	53
84	CS Bakersfield (NCAA)	96

2002-03 (29-1)

Coach: **Gordy Presnell**
Captains: **Kristin Poe, Kerie Hughes**

70	N. Dak. St. (Bellingham)	67
93	Colo. Chr. (Bellingham)	44
110	at Northwest College	50
95	Westmont	56
73	Pacific Lutheran	55
98	at Humboldt State	76
62	at Western Oregon	48
81	at Lewis-Clark State	64
87	CP Pomona (B'ham)	73
84	Cal State L.A. (B'ham)	52
83	Lewis-Clark State	58
95	Northwest Nazarene	75
90	Saint Martin's	49
63	at Central Washington	60
78	at Western Washington	62
78	at Seattle University	62
90	Alaska Anchorage	57
80	Alaska Fairbanks	72
69	Western Oregon	58
73	at Saint Martin's	62
81	at Northwest Nazarene	74
80	Central Washington	69
86	Seattle University	40
102	Western Washington	91
93	at Alaska Anchorage	78
84	at Alaska Fairbanks	69
89	Western Oregon	44
78	Humboldt State	44
81	Chico State (NCAA)	70
86	Mont. St. Billings (NCAA)	70
80	CS Bakersfield (NCAA)	85

2003-04 (30-1)

Coach: **Gordy Presnell**
Captains: **Kristin Poe, Michelle Beaumont, Valerie Gustafson**

89	UC San Diego	57
66	Montana St. Billings	42
86	Lewis-Clark St. (Nampa)	61
89	Cal. St. Stan. (Nampa)	60
71	Central Washington	61
88	Chico State	71
97	at Warner Pacific	60
92	at Northwest College	48
74	at Cal State L.A.	66
79	CP Pomona (at L.A.)	78
71	Western Washington	58
79	Seattle University	53
76	at Alaska Fairbanks	70
76	at Alaska Anchorage	40
82	Humboldt State	62
74	Western Oregon	40
99	at Northwest Nazarene	80
87	at Saint Martin's	69
79	at Seattle University	53
71	at Western Washington	58
69	Alaska Anchorage	45
98	Alaska Fairbanks	52
59	at Western Oregon	44
77	at Humboldt State	41
72	Saint Martin's	62
82	Northwest Nazarene	63
73	at Central Washington	57
79	UC San Diego (NCAA)	59
80	W. Washington (NCAA)	66
80	CP Pomona (NCAA)	63
83	Drury (NCAA)	94

2004-05 (30-3)

Coach: **Gordy Presnell**
Captains: **Michelle Beaumont, Mandy Wood, Amy Taylor**

79	Warner Pacific	45
72	George Fox	46
73	at North Dakota	85
76	Bemidji (Grand Forks)	56
94	Alaska Anchorage	64
99	Alaska Fairbanks	75
77	vs Somona St. (at SF)	44
73	at San Francisco St.	50
89	at Chico State	81
107	Cal State L.A.	53
90	Cal Poly Pomona	65
70	at Humboldt	49
70	at Western Oregon	49
83	Northwest Nazarene	50
77	Saint Martin's	68
79	at Central Washington	60
65	at Western Washington	58
61	at Seattle University	47
87	Western Oregon	41
93	Humboldt State	71
50	at Saint Martin's	64
90	at Northwest Nazarene	47
87	Central Washington	77
79	Seattle University	45
76	Western Washington	61
76	at Alaska Fairbanks	65
66	at Alaska Anchorage	50
71	Mont. St. Bill. (NCAA)	47
86	Saint Martin's (NCAA)	63
85	Chico State (NCAA)	70
67	Grnd. Valley St. (NCAA)	55
73	Merrimack (NCAA)	64
53	Washburn (NCAA)	70

ALL-TIME RESULTS



In 2005, Julie van Beek became SPU's first female head coach in 24 years.

2005-06 (24-6)

Coach: **Julie van Beek**
Captains: **Carli Grant, Brittney Kroon, Jenny Poe, Mandy Wood**

95	Northwest	62
77	Biola	68
78	Minn. State-Moorhead	49
80	Lewis-Clark State	67
76	Chico St. (Bellingham)	80
61	Sonoma State (B'ham)	65
95	at Westmont	66
76	CP Pom. (Bakersfield)	74
70	at Cal State Bakersfield	77
80	at Central Washington	67
71	at Western Washington	82
75	Saint Martin's	64
67	Seattle University	54
94	Northwest Nazarene	62
76	at Humboldt State	56
65	at Western Oregon	47
91	Alaska Fairbanks	48
88	Alaska Anchorage	74
61	at Seattle University	33
76	at Saint Martin's	48
54	at Northwest Nazarene	49
64	Western Oregon	47
89	Humboldt State	65
67	at Alaska Anchorage	34
86	at Alaska Fairbanks	56
54	Western Washington	78
89	Central Washington	53
62	UC San Diego (NCAA)	57
70	at W. Wash. (NCAA)	50
63	Chico State(NCAA)	72

2006-07 (20-9)

Coach: **Julie van Beek**
Captains: **Autumn Fielding, Rachel Strand, Beth Christensen, Jessie Menkens**

84	Warner Pacific	63
59	Azusa Pacific	39
72	San Francisco State	67
58	at Gonzaga	74
81	Lewis-Clark State	64
49	at Sonoma State	56
56	Chico St. (Rohnert Pk.)	61
70	UCSD (Las Vegas)	60
64	CP Pomona (Las Vegas)	47
58	North Dakota	72
71	Central Washington	62
61	at Western Oregon	57
82	Saint Martin's	49
85	Alaska Fairbanks	73
68	Alaska Anchorage	52
58	at Western Washington	60
106	Dixie State	62
79	Northwest Nazarene	56
68	Seattle University	59
68	at Saint Martin's	66
70	at Central Washington	80
61	at Alaska Anchorage	64
74	at Alaska Fairbanks	66
92	Western Oregon	48
76	Western Washington	52
63	at Northwest Nazarene	65
59	at Seattle University	55
69	Sonoma State (NCAA)	60
60	Chico State (NCAA)	75

2007-08 (29-1)

Coach: **Julie van Beek**
Captains: **Beth Christensen, Jackie Hollands, Libby Magnuson, Jessie Christensen**

73	Regis	54
65	North Alabama	44
65	Puget Sound	58
53	Sonoma St.	36
68	Chico St.	60
75	vs. CS San Bernardino	54
73	at Dixie St.	58
75	at UC San Diego	65
77	vs Cal Poly Pomona	58
79	at Saint Martin's	52
73	at Western Oregon	56
68	Alaska Fairbanks	60
58	Alaska Anchorage	55
86	at Western Washington	44
83	at Central Washington	71
78	MSU Billings	74
63	Seattle	47
68	at Northwest Nazarene	67
78	at Alaska Anchorage	77
84	at Alaska Fairbanks	55
61	Central Washington	53
58	Western Washington	48
69	at Seattle	39
82	at MSU Billings	63
75	Northwest Nazarene	58
68	Western Oregon	39
62	Saint Martin's	54
92	Saint Martin's (NCAA)	49
76	UC San Diego (NCAA)	67
44	Alaska Anch. (NCAA)	50

2008-09 (23-5)

Coach: **Julie van Beek**
Captains: **Kelsey Hill, Kelsey Burns**

59	George Fox (exhibition)	49
63	UCSD (Bellingham)	59
90	CP Pomona. (Bellingham)	58
71	San Francisco State	53
56	at Seattle University	70
60	Sonoma St. (at Chico)	56
76	at Chico State	56
83	at Univ. of Mary	OT 75
60	at North Dakota	69
58	Merrimack	56
85	Western Washington	68
88	at Montana St. Billings	69
82	Saint Martin's	76
57	Central Washington	34
55	at Alaska Fairbanks	50
49	at Alaska Anchorage	53
44	at Western Washington	84
66	Montana State Billings	46
73	at Central Washington	58
66	Northwest Nazarene	55
65	Western Oregon	48
54	Alaska Anchorage	42
97	Alaska Fairbanks	47
70	at Western Oregon	39
65	at Saint Martin's	48
72	at Northwest Nazarene	68
77	Grand Canyon (NCAA)	48
74	Humboldt State (NCAA)	56
43	Alaska Anch. (NCAA)	54

2009-10 (27-4)

Coach: **Julie van Beek**
Captains: **Daesha Henderson, Megan Hoisington, Sydney Benson**

90	Colorado Christian	53
74	Humboldt State	62
76	Pacific Lutheran	67
55	Gr. Canyon (at NNU)	69
59	Dixie State (at NNU)	46
92	Concordia-Portland	48
59	Sonoma St. (at WWU)	51
63	Chico State (at WWU)	44
80	at UC San Diego	OT 82
58	Gr. Canyon (at UCSD)	53
71	at Azusa Pacific	62
75	at Western Oregon	62
80	Saint Martin's	54
63	at Northwest Nazarene	61
68	Montana St. Billings	52
40	at Western Washington	54
57	Alaska Anchorage	42
86	Alaska Fairbanks	44
60	at Central Washington	43
63	Northwest Nazarene	62
64	Western Oregon	44
62	at Montana St. Billings	47
70	Western Washington	67
66	at Saint Martin's	55
74	Central Washington	48
59	at Alaska Fairbanks	47
67	at Alaska Anchorage	60
65	Hawaii Pacific (NCAA)	52
52	Ak. Anchorage (NCAA)	48
76	Chico State (NCAA)	68
59	Ft. Lewis (NCAA Elite 8)	68

2010-11 (20-9)

Coach: **Julie van Beek Heisey**
Captains: **Maddie Maloey, Caitlyn Rohrbach, Melissa Reich**

61	at Portland (exhibition)	67
97	George Fox (exhibition)	48
46	San Francisco State	42
75	UC San Diego	66
69	Gr. Canyon (at Dixie)	74
66	at Dixie State	76
64	at Sonoma State	49
57	Chico St. (at Sonoma)	56
65	at Simon Fraser	60
70	Notre Dame de Namur	51
81	St. Edward's	41
80	Alaska Fairbanks	64
71	Alaska Anchorage	67
50	Montana State Billings	59
77	at Central Washington	52
70	at Northwest Nazarene	57
53	Saint Martin's	54
64	Western Oregon	54
56	at Alaska Anchorage	68
93	at Alaska Fairbanks	39
57	at Western Washington	67
51	at Montana St. Billings	54
65	Northwest Nazarene	62
79	Central Washington	58
78	at Western Oregon	70
57	at Saint Martin's	47
71	Simon Fraser	45
71	Western Washington	63
81	W. Oregon (GNAC)	45
66	at Ak. Anch. (GNAC)	68
50	Grand Canyon (NCAA)	52

2011-12 (17-10)

Coach: **Julie Heisey**
Captains: **McKayla Gorman, Jordan Harazin, Joani Reimer**

60	at Wash. St. (exhibition)	72
61	at Portland (exhibition)	73
67	George Fox (exhibition)	70
47	UC San Diego (at SFS)	68
56	SF State (at E. Bay)	37
70	Cal State East Bay	59
89	Harding	66
71	Puget Sound	60
74	at Simon Fraser	79
82	at Western Washington	66
83	Sonoma State	65
72	Chico State	77
96	Pacific Lutheran	46
74	Western Oregon	51
70	Saint Martin's	39
88	at Alaska Fairbanks	64
59	at Alaska Anchorage	82
97	Central Washington	79
72	Northwest Nazarene	58
62	Mont. St. Billings	OT 63
78	at Saint Martin's	62
74	at Western Oregon	79
67	Alaska Anchorage	62
69	Alaska Fairbanks	62
77	at Northwest Nazarene	81
75	at Central Washington	80
70	at Montana St. Billings	56
62	Western Washington	72
71	Simon Fraser	50
61	Simon Fraser (GNAC)	69

2012-13 (17-11)

Coach: **Julie Heisey**
Captains: **Rachel Murray, Erin Stephens, Michelle Teng**

55	at Ore. St. (exhibition)	80
80	Illinois Springfield	64
62	Western St. Colorado	46
67	UCSD (at WWU)	86
76	Azusa (at WWU)	OT 74
76	Northwest Nazarene	69
65	Central Washington	48
78	vs. Sonoma (at Chico)	57
77	at Chico State	89
97	at ND de Namur	59
76	Dixie State	66
72	Western Oregon	65
66	at Saint Martin's	70
82	Alaska Fairbanks	71
72	Alaska Anchorage	77
44	at Western Washington	61
63	at Simon Fraser	83
56	at Montana St. Billings	66
71	Saint Martin's	67
64	Western Oregon	55
82	at Alaska Anchorage	93
87	at Alaska Fairbanks	71
70	Simon Fraser	60
76	W. Washington	OT 80
76	Montana St. Billings	71
71	at Central Washington	65
67	at Northwest Nazarene	82
63	Mont. St. Billings (GNAC)	60
55	Simon Fraser (GNAC)	66

ALL-TIME RESULTS

2013-14 (18-9)

Coach: **Julie Heisey**
Captains: **Katie Benson, Aubree Callen**

71	Humboldt (at FPU)	66
56	at Fresno Pacific	55
65	Montana Tech	46
62	Point Loma	28
66	UCSD (at Azusa)	63
83	at Azusa Pacific	74
71	at Alaska Fairbanks	68
65	at Alaska Anchorage	77
78	South Dakota Mines	41
65	West Texax A&M	74
77	Western Wshington	84
60	Simon Fraser	63
63	Montana State Billings	57
82	at Northwest Nazarene	77
73	at Central Washington	65
72	Western Oregon	56
78	Saint Martin's	68
68	at Simon Fraser	77
68	at Western Washington	62
59	at Montana St. Billings	74
68	Central Washington	57
67	Northwest Nazarene	75
54	at Saint Martin's	44
76	at Western Oregon	64
65	Alaska Anchorage	76
62	Alaska Fairbanks	56
79	Simon Fraser (GNAC)	87

2014-15 (22-7)

Coach: **Julie Heisey**
Captains: **Aubree Callen, Betsy Kingma, Suzanna Ohlsen**

69	Puget Sound (exhibition)	50
78	Fresno Pacific	45
83	Humboldt State	OT 74
71	UCSD (at WWU)	66
77	Azusa Pac. (at WWU)	65
84	San Francisco State	54
75	Alaska Fairbanks	47
58	Alaska Anchorage	85
79	Northwest	58
91	Dixie (at Las Vegas)	63
82	Holy Names (at Vegas)	46
74	at Western Washington	64
61	at Simon Fraser	56
70	at Montana St. Billings	60
81	Northwest Nazarene	65
67	Central Washington	52
62	at Western Oregon	67
66	at Saint Martin's	68
89	Simon Fraser	76
72	Western Washington	68
64	Montana State Billings	55
73	at C. Washington	2 OT 64
85	at Northwest Nazarene	79
52	Saint Martin's	68
69	Western Oregon	64
70	at Alaska Anchorage	83
79	at Alaska Fairbanks	66
67	vs. W.Wash. (GNAC)	OT 72
77	vs. Humboldt (NCAA)	62
74	vs. Pomona (NCAA)	90

2015-16 (12-15)

Coach: **Julie Heisey**
Captains: **Molly Grager, Stacey Lukasiewicz**

82	at Humboldt Stae	58
89	Fresno Pac. (at HSU)	43
60	UCSD (at Azusa)	73
56	at Azusa Pacific	70
62	at Point Loma Naz.	68
79	Western Oregon	58
55	Concordia-Portland	46
76	Eastern New Mexico	62
53	Wisconsin-Parkside	60
52	at Central Washington	49
65	at Northwest Nazarene	66
70	at Saint Martin's	78
50	at Montana St. Billings	61
47	Simon Fraser	76
67	Western Wash.	OT 70
47	at Alaska Anchorage	82
56	at Alaska Fairbanks	58
58	Northwest Nazarene	64
46	Central Washington	67
71	Saint Martin's	60
52	Montana St. Billings	43
43	at Western Washington	60
61	at Simon Fraser	OT 56
57	Alaska Fairbanks	49
47	Alaska Anchorage	70
64	at Concordia-Portland	49
55	at Western Oregon	40

2016-17 (19-11)

Coach: **Julie Heisey**
Captains: **Stacey Lukasiewicz, Hannah Roderiques, Courtney Hollander, Jordan McPhee**

53	at Seattle U (exhibition)	45
72	George Fox (exhibition)	56
90	Fresno Pacific	39
67	Humboldt State	36
62	UCSD (at WWU)	45
75	Azusa Pac. (at WWU)	49
88	Evergreen State	47
68	at Western Oregon	59
66	at Concordia-Portland	51
54	Cal State L.A.	48
76	Concordia Irvine	64
75	Nova Southeastern	50
64	Central Washington	58
66	Northwest Nazarene	73
72	Saint Martin's	59
67	Montana State Billings	50
61	at Simon Fraser	71
53	at Western Washington	71
62	Alaska Anchorage	71
59	Alaska Fairbanks	72
68	at Northwest Nazarene	63
54	at Central Washington	51
72	at Saint Martin's	51
98	at Montana St. Billings	57
50	Western Washington	69
60	Simon Fraser	72
61	at Alaska Fairbanks	63
50	at Alaska Anchorage	94
62	Concordia Portland	70
70	Western Oregon	60
71	NW Nazarene (GNAC)	60
68	Ak. Anchorage (GNAC)	76

2017-18 (23-8)

Coach: **Julie Heisey**
Captains: **Courtney Hollander, Lindsay Lee**

71	George Fox (exhibition)	56
69	Humboldt St. (at FPU)	49
78	at Fresno Pacific	70
80	at Azusa Pacific	69
65	UCSD (at APU)	59
78	Biola	52
57	at Concordia-Portland	59
87	at Western Oregon	52
81	Saint Martin's	66
74	at Concordia Irvine	67
70	Okla. Christian (at StM)	75
70	Montana State Billings	61
57	Northwest Nazarene	58
62	Central Washington	43
75	at Western Washington	63
74	at Simon Fraser	63
86	Alaska Fairbanks	54
66	Alaska Anchorage	48
94	at Saint Martin's	76
66	at Montana St. Billings	50
68	at Central Washington	70
70	at Northwest Nazarene	77
68	Simon Fraser	49
80	Western Washington	62
47	at Alaska Anchorage	73
66	at Alaska Fairbanks	47
73	Western Oregon	68
72	Concordia-Portland	65
85	Simon Fraser (GNAC)	59
74	Ak Anchorage (GNAC)	65
61	Mont. St. Billings (GNAC)	71
51	UC San Diego (NCAA)	64



Mike Simonson stepped up into his first head coaching job in 2018.

2018-19 (8-19)

Coach: **Mike Simonson**
Captains: **Jaylee Albert, Hailee Bennett, Cici West**

74	George Fox (exhibition)	75
69	Fresno Pacific (at WWU)	80
77	Humboldt St. (at WWU)	79
58	Azusa Pacific	67
72	UC San Diego	83
84	Holy Names	73
75	Concordia-Portland	64
73	Western Oregon	68
54	at Cal State L.A.	68
66	at Concordia Irvine	82
68	at Saint Martin's	64
64	at Montana St. Billings	72
64	at Northwest Nazarene	82
70	at Central Washington	77
61	Western Washington	59
60	Simon Fraser	69
62	at Alaska Fairbanks	55
37	at Alaska Anchorage	78
70	Saint Martin's	91
79	Montana St. Billings	74
56	Central Washington	74
71	Northwest Nazarene	90
61	at Simion Fraser	82
43	at Western Washington	60
53	Alaska Anchorage	68
67	Alaska Fairbanksq	60
53	at Western Oregon	60
63	at Concordia-Portland	67

2019-20 (8-20)

Coach: **Mike Simonson**
Captains: **Hailee Bennett, Ashlynn Burgess**

76	Puget Sound	63
54	at Humboldt State	70
77	Fresno Pacific	91
58	at Azusa Pacific	76
67	UC San Diego	79
55	Colorado Mines	66
53	Regis	62
46	at Central Washington	65
47	at Northwest Nazarene	77
80	Cal State Los Angeles	67
76	Academy of Art	50
47	Alaska Anchorage	78
83	Alaska Fairbanks	70
54	at Simon Fraser	71
60	at Western Washington	73
63	Concordia-Portland	44
73	Western Oregon	51
62	Saint Martin's	63
69	at Montana St. Billings	63
64	at Alaska Fairbanks	41
49	at Alaska Anchorage	69
62	Western Washington	77
68	Simon Fraser	75
55	at Western Oregon	53
54	at Concordia-Portland	59
58	at Saint Martin's	63
66	Montana St. Billings	91
55	Northwest Nazarene	77
65	Central Washington	81

2020-21 (7-7)

Coach: **Mike Simonson**
Captains: **TBD**

56	Pacific Lutheran	51
66	Saint Martin's	72
61	Saint Martin's	50
67	Lewis-Clark State	68
72	Lewis-Clark State	63
42	College of Idaho	51
71	College of Idaho	47
54	at Saint Martin's	55
70	at Saint Martin's	64
87	Northwest University	56
66	Northwest Nazarene	61
47	Northwest Nazarene	61
50	at Western Washington	58
57	Western Washington	59

ALL-TIME RESULTS / COACHING RECORDS

2021-22 (12-18)

Coach: **Mike Simonson**
Captains: **Ashley Alter, Rachel Berg, Natalie Hoff**

63	Corban	38
54	Humboldt State	52
60	Hawaii Pacific	69
50	at Cal St. San Marcos	71
61	Azusa Pacific	67 OT
55	Metro St. @ CWU	60
70	Westminster @CWU	60
69	Central Washington	65
54	Northwest Nazarene	63
55	at Stanislaus	57
55	at Cal State East Bay	57
66	Puget Sound	56
67	at Alaska Fairbanks	45
66	Simon Fraser	64 OT
55	at Mont. St. Billings	81
68	Alaska Fairbanks	48
58	Alaska Anchorage	60 OT
61	Alaska Anchorage	69
40	at W. Washington	59
57	at Simon Fraser	64
67	Western Oregon	54
51	Saint Martin's	58 OT
54	W. Washington	75
53	Mont. St. Billings	56
61	at W. Oregon	59 OT
54	at Northwest Nazarene	57
55	at Central Washington	63
78	Ak. Fairbanks (GNAC)	48
50	Ak. Anchorage (GNAC)	57

2022-23 (15-13)

Coach: **Mike Simonson**
Captains: **Ashley Alter, Natalie Hoff**

62	Cal State San Marcos	70
70	Azusa Pacific	64
66	at Regis	63
54	Colorado Mines	65
65	at Alaska Fairbanks	60
54	at Alaska Anchorage	62
65	Lincoln-California	44
63	at Dominican	38
68	at Holy Names	48
62	Stanislaus State	63
58	Northwest Nazarene	45
70	Central Washington	63
70	at Western Oregon	61
52	at Saint Martin's	50
49	at Montana St. Billings	66
53	Western Washington	58
64	Simon Fraser	53
72	at Central Washington	81
49	at Northwest Nazarene	63
71	Saint Martin's	58
52	Western Oregon	57
61	Montana St. Billings	64
59	at Simon Fraser	48
52	at Western Washington	69
54	Alaska Anchorage	64
69	Alaska Fairbanks	47
69	Ak. Anchorage (GNAC)	65
53	at W. Wash. (GNAC)	58

2023-24 (11-18)

Coach: **Mike Simonson**
Captains: **Hunter Beirne, Hailey Marlow**

54	Cal State Los Angeles	79
58	Cal State Dom. Hills	53
57	at Azusa Pacific	69
44	Cal State San Marcos	74
41	at Colorado Christian	68
62	at Metro State	64
70	Alaska Fairbanks	43
62	Alaska Anchorage	59
64	George Fox	44
66	at Stanislaus State	70
46	at Fresno Pacific	62
57	Westminster	43
47	at Northwest Nazarene	50
61	at Central Washington	71
57	Western Oregon	52
52	Saint Martin's	55
38	Montana State Billings	63
61	at Western Washington	73
57	at Simon Fraser	83
76	Central Washington	65
73	Northwest Nazarene	71
62	at Saint Martin's	55
59	at Western Oregon	47
55	at Montana St. Billings	66
69	Simon Fraser	77
55	Western Washington	66
39	at Alaska Anchorage	51
72	at Alaska Fairbanks	64
57	Ak. Anchorage (GNAC)	79



Karen Byers was the interim head coach in 2024-25, then was named full-time coach beginning in 2025-26.

2024-25 (8-23)

Coach: **Karen Byers**
Captains: **Hunter Beirne, Schuyler Berry, Lolo Weatherspoon**

59	at Puget Sound (exhib.)	74
49	Tampa (at Langley)	65
60	Gannon (at Langley)	82
42	Dominican (at Langley)	59
56	Cal St. LA. (at CSUDH)	76
41	at Cal St. Dom. Hills	76
72	Cal St. San Marcos	48
70	Azusa Pacific	90
56	Metro State	57
64	Colorado Christian	54
73	at Simon Fraser	87
68	at Western Washington	83
81	Stanislaus State	65
73	Pacific Lutheran	45
75	at Westminster	65
92	Metro St. (at Salt Lake)	74
57	at Montana St. Billings	97
58	Saint Martin's	71
67	Western Oregon	78
65	at Central Washington	88
84	at Northwest Nazarene	88
54	Alaska Anchorage	90
82	Alaska Fairbanks	88
67	Montana State Billings	77
53	at Western Oregon	58
63	at Saint Martin's	78
93	Northwest Nazarene	70
64	Central Washington	75
73	at Alaska Fairbanks	67
51	at Alaska Anchorage	99
52	Western Washington	81
79	Simon Fraser	88

ALL-TIME FALCON COACHING RECORDS

Virginia Husted

1975-77 29-17 .630

Steve Gough

1977-78 14-9 .609

Ann Staffen

1978-82 26-77 .255

Nels Hawkinson

1982-87 57-81 .413

Gordy Presnell

1988-2005 396-127 .757

Julie Heisey

2006-18 271-105 .721

Mike Simonson

2019-24 61-85 .418

Karen Byers

2025 8-23 .258

POSTSEASON RESULTS

NCAA TOURNAMENT

Year	Opponent	Result/Score	Site
1995	Humboldt State	W 99-88	Seattle, Wash.
	Portland State	L 75-86	Portland, Ore.
1997	Western New Mexico	W 106-85	Davis, Calif.
	UC Davis	L 69-74	Davis, Calif.
1998	Cal State San Bernardino	W 79-72	Seattle, Wash.
	UC Davis	W 91-82	Seattle, Wash.
	Northern Michigan	L 57-86	Pine Bluff, Ark.
1999	Western Washington	LO 69-77	Davis, Calif.
2000	Montana St. Billings	L 64-79	Pomona, Calif.
2001	Alaska Fairbanks	W 84-75	Pomona, Calif.
	Cal Poly Pomona	L 62-63	Pomona, Calif.
2002	Cal State Bakersfield	L 96-84	Pomona, Calif.
2003	Chico State	W 81-70	Seattle, Wash.
	Montana State Billings	W 86-70	Seattle, Wash.
	Cal State Bakersfield	L 80-85	Seattle, Wash.
2004	UC San Diego	W 79-59	Seattle, Wash.
	Western Washington	W 80-66	Seattle, Wash.
	Cal Poly Pomona	W 80-63	Seattle, Wash.
	Drury	L 83-94	St. Joseph, Mo.
2005	Montana State Billings	W 71-47	Seattle, Wash.
	Saint Martin's	W 86-63	Seattle, Wash.
	Chico State	W 85-70	Seattle, Wash.
	Grand Valley State	W 67-55	Hot Springs, Ark.
	Merrimack	W 73-64	Hot Springs, Ark.
Washburn	L 53-70	Hot Springs, Ark.	

2006	UC San Diego	W 62-57	Bellingham, Wash.
	Western Washington	W 70-50	Bellingham, Wash.
	Chico State	L 63-72	Bellingham, Wash.
2007	Sonoma State	W 69-60	La Jolla, Calif.
	Chico State	L 60-75	La Jolla, Calif.
2008	Saint Martin's	W 92-49	Seattle, Wash.
	UC San Diego	W 76-67	Seattle, Wash.
	Alaska Anchorage	L 44-50	Seattle, Wash.
2009	Grand Canyon	W 77-48	Seattle, Wash.
	Humboldt State	W 74-56	Seattle, Wash.
	Alaska Anchorage	L 43-54	Seattle, Wash.
2010	Hawaii Pacific	W 65-52	Seattle, Wash.
	Alaska Anchorage	W 52-48	Seattle, Wash.
	Chico State	W 76-68	Seattle, Wash.
	Fort Lewis	L 59-68	St. Joseph, Mo.
2011	Grand Canyon	L 50-52	Pomona, Calif.
2015	Humboldt State	W 77-62	Anchorage, Ak.
	Cal Poly Pomona	L 74-90	Anchorage, Ak.
2018	UC San Diego	L 51-64	Azusa, Calif.

GNAC TOURNAMENT

Year	Opponent	Result/Score	Site
2011	Western Oregon	W 81-45	Seattle, Wash.
	Alaska Anchorage	L 66-68	Anchorage, Alaska
2012	Simon Fraser	L 61-69	Lacey, Wash.
2013	Montana State Billings	W 63-60	Lacey, Wash.
	Simon Fraser	L 55-66	Lacey, Wash.
2014	Simon Fraser	L 79-87	Lacey, Wash.
2015	Western Washington	L OT 67-72	Billings, Mont.
2017	Northwest Nazarene	W 71-60	Lacey, Wash.
	Alaska Anchorage	L 68-76	Lacey, Wash.

Year	Opponent	Result/Score	Site
2018	Simon Fraser	W 85-59	Anchorage, Alaska
	Alaska Anchorage	W 74-65	Anchorage, Alaska
	Montana State Billings	L 61-71	Anchorage, Alaska
2021	No tournament (CoVID)		
2022	Alaska Fairbanks (play-in)	W, 78-48	Seattle, Wash.
	Ak. Anchorage (quarters)	L, 50-57	Seattle, Wash.
2023	Alaska Anchorage	W, 69-65	Bellingham, Wash.
	Western Washington	L, 53-58	Bellingham, Wash.
2024	Alaska Anchorage	L, 57-79	Ellensburg, Wash.

NAIA DISTRICT PLAYOFFS

Year	Opponent	Result/Score	Site
1989	Pacific Lutheran	W 96-64	Seattle, Wash.
	Western Washington	L 63-69	Bellingham, Wash.

1990	Seattle University	W 69-53	Seattle, Wash.
	Western Washington	L 58-85	Bellingham, Wash.
1991	Lewis-Clark State	L 48-85	Lewiston, Idaho

CONFERENCE STANDINGS

NAIA District 1

1983-84	Conf		Season	
	W	L	W	L
Gonzaga	17	1	21	9
Western Washington	18	2	25	4
Seattle University	14	6	14	12
St. Martin's	12	8	14	13
Whitworth	10	9	15	11
Simon Fraser	9	10	10	17
Seattle Pacific	8	11	13	14
Puget Sound	8	11	13	16
Central Washington	8	14	13	16
Lewis-Clark State	5	13	8	20
Whitman	3	10	8	20
Pacific Lutheran	1	18	3	26

1984-85	Conf		Season	
	W	L	W	L
Gonzaga	18	1	26	3
Western Washington	18	2	22	4
Central Washington	14	6	18	7
Seattle University	14	6	16	11
Whitworth	11	7	15	10
Puget Sound	8	10	11	15
Simon Fraser	7	12	11	17
Seattle Pacific	6	13	13	17
Lewis-Clark State	3	13	7	17
St. Martin's	3	17	3	21
Pacific Lutheran	0	15	1	24

1985-86	Conf		Season	
	W	L	W	L
Western Washington	16	3	25	8
Gonzaga	15	4	21	10
Puget Sound	14	6	20	8
Central Washington	13	7	16	10
Simon Fraser	11	7	12	13
Seattle Pacific	7	9	14	14
Whitworth	7	10	12	15
Seattle University	8	12	10	18
Lewis-Clark State	6	13	7	22
Pacific Lutheran	3	13	11	15
St. Martin's	2	18	2	26

1986-87	Conf		Season	
	W	L	W	L
Puget Sound	14	4	23	8
Seattle University	13	4	23	10
Simon Fraser	13	5	19	9
Western Washington	12	7	17	10
Central Washington	11	6	19	8
Whitworth	8	8	12	15
Seattle Pacific	6	9	13	15
Lewis-Clark State	5	12	10	18
Pacific Lutheran	3	12	11	15
Northwest College			9	8
Alaska Pacific			11	16
Sheldon Jackson			1	16

1987-87	Conf		Season	
	W	L	W	L
Central Washington	20	2	28	3
Seattle University	20	2	24	4
Western Washington	15	5	21	7
Simon Fraser	15	5	20	10
Seattle Pacific	13	10	16	11
Lewis-Clark State	9	10	16	16
Puget Sound	8	11	10	17
Whitworth	7	14	7	23
Pacific Lutheran	4	10	11	13
Sheldon Jackson	3	8	6	18
Alaska Pacific	3	1	5	22
St. Martin's	4	18	8	21
Northwest College	0	14	9	16

1988-89	Conf		Season	
	W	L	W	L
Western Washington	19	2	28	4
Simon Fraser	15	2	20	10
Lewis-Clark State	18	4	25	9
Seattle Pacific	17	5	24	6
Pacific Lutheran	10	5	18	9
Whitman	9	5	12	14
Seattle University	12	10	16	13
Central Washington	12	10	16	15
Alaska Southeast	6	11	14	12
Puget Sound	7	13	10	17
Alaska Pacific	6	12	8	21
St. Martin's	5	14	10	19
Whitworth	4	13	12	15
Sheldon Jackson	3	14	8	20
Northwest College	0	19	2	25

1989-90	Conf		Season	
	W	L	W	L
Western Washington	18	1	26	4
Simon Fraser	17	2	29	7
Whitworth	13	5	21	7
Seattle Pacific	17	7	21	9
Seattle University	13	7	18	9
St. Martin's	12	9	21	11
Whitman	9	9	14	12
Lewis-Clark State	10	10	12	14
Central Washington	9	12	13	17
Puget Sound	6	14	11	19
Sheldon Jackson	5	12	16	14
Alaska Southeast	5	13	11	17
Pacific Lutheran	2	15	7	18
Alaska Pacific	2	16	6	20

1990-91	Conf		Season	
	W	L	W	L
Simon Fraser	16	0	31	4
Seattle University	12	4	18	8
Lewis-Clark State	11	5	20	10
Western Washington	11	5	21	7
St. Martin's	7	9	20	11
Seattle Pacific	7	9	18	11
Whitworth	7	9	11	15
Whitman	6	10	11	13
Sheldon Jackson	4	12	19	14
Puget Sound	3	13	10	17
Central Washington	3	13	9	21
Pacific Lutheran	2	14	10	14

Continental Divide

1991-92	Conf		Season	
	W	L	W	L
Portland State	10	0	31	3
Alaska Anchorage	6	4	19	9
Alaska Fairbanks	6	4	18	6
Seattle Pacific	5	5	17	13
Eastern Montana	2	8	14	14
Grand Canyon	1	9	7	22

Pacific West Conference

1992-93	Conf		Season	
	W	L	W	L
Portland State	9	1	21	8
Seattle Pacific	7	3	17	10
Eastern Montana	6	4	18	9
Alaska Anchorage	4	6	11	14
Grand Canyon	3	7	7	19
Alaska Fairbanks	1	9	9	17

1993-94	Conf		Season	
	W	L	W	L
Portland State	8	2	25	4
Eastern Montana	7	3	19	9
Seattle Pacific	6	4	17	10
Alaska Anchorage	6	4	18	12
Grand Canyon	3	7	15	11
Alaska Fairbanks	0	10	1	26

1994-95	Conf		Season	
	W	L	W	L
Portland State	8	2	26	6
Seattle Pacific	7	3	21	8
Western New Mexico	6	4	21	8
Montana St. Billings	6	4	16	11
Alaska Anchorage	3	7	11	16
Alaska Fairbanks	0	10	0	27

1995-96	Conf		Season	
	W	L	W	L
Portland State	8	2	25	5
Western New Mexico	8	2	25	6
Montana St. Billings	8	2	20	9
Seattle Pacific	3	7	17	10
Alaska Anchorage	3	7	15	12
Alaska Fairbanks	0	10	8	19

1996-97	Conf		Season	
	W	L	W	L
Seattle Pacific	7	1	26	3
Western New Mexico	6	2	20	7
Montana St. Billings	4	4	18	10
Alaska Fairbanks	2	6	11	15
Alaska Anchorage	1	7	6	20

1997-98	Conf		Season	
	W	L	W	L
Seattle Pacific	7	1	27	3
Montana St. Billings	7	1	21	7
Alaska Fairbanks	2	6	12	15
Western New Mexico	2	6	13	13
Alaska Anchorage	2	6	14	13

1998-99	Conf		Season	
	W	L	W	L
Pacific Division				
Montana St. Billings	12	2	25	6
Alaska Anchorage	7	7	16	11
Alaska Fairbanks	5	9	15	13
Western New Mexico	2	12	9	15

West Division	W		L	
	W	L	W	L
Simon Fraser	16	2	31	5
Lewis-Clark State	14	4	23	9
Western Washington	13	5	23	7
Seattle Pacific	11	7	19	10
Central Washington	6	12	12	15
Saint Martin's	6	12	12	15
Western Oregon	6	12	11	16
Humboldt State	2	16	4	22

1999-2000	Conf		Season	
	W	L	W	L
Western Washington	16	2	27	4
Alaska Anchorage	14	4	21	8
Seattle Pacific	13	5	21	7
Montana St. Billings	13	5	20	9
Central Washington	12	6	19	9
Alaska Fairbanks	7	11	13	13
Western Oregon	7	11	12	15
Saint Martin's	4	14	10	17
Western New Mexico	3	15	8	18
Humboldt State	1	17	5	21

2000-01	Conf		Season	
	W	L	W	L
Seattle Pacific	18	4	24	5
Western Washington	16	6	20	7
Central Washington	15	7	20	7
Alaska Fairbanks	15	7	19	8
Montana St. Billings	13	9	17	10
Northwest Nazarene	13	9	15	11
Western Oregon	12	10	15	12
Alaska Anchorage	11	11	13	14
Saint Martin's	10	12	13	4
Humboldt State	7	15	9	17
Seattle University	2	20	4	23
Western New Mexico	0	22	0	27

CONFERENCE STANDINGS

Great NW Athletic

2001-02

	Conf		Season	
	W	L	W	L
Western Washington	16	2	24	5
Seattle Pacific	14	4	22	6
Central Washington	14	4	20	6
Western Oregon	9	9	16	11
Northwest Nazarene	8	10	16	12
Alaska Fairbanks	8	10	14	13
St. Martin's	8	10	14	13
Seattle University	7	11	13	16
Humboldt State	5	13	7	19
Alaska Anchorage	1	17	5	22

2002-03

	Conf		Season	
	W	L	W	L
Seattle Pacific	18	0	29	1
Western Washington	15	3	22	6
Northwest Nazarene	12	6	20	9
Central Washington	12	6	17	8
St. Martin's	9	9	13	14
Western Oregon	8	10	13	14
Alaska Anchorage	6	12	11	15
Humboldt State	4	14	9	18
Seattle University	3	15	9	18
Alaska Fairbanks	3	15	8	19

2003-04

	Conf		Season	
	W	L	W	L
Seattle Pacific	18	0	30	1
Western Washington	13	5	21	8
Central Washington	11	7	17	10
Northwest Nazarene	10	8	15	12
St. Martin's	10	8	14	13
Alaska Anchorage	8	10	13	14
Alaska Fairbanks	6	12	10	16
Seattle University	6	12	10	17
Western Oregon	6	12	8	18
Humboldt State	2	16	4	23

2004-05

	Conf		Season	
	W	L	W	L
Seattle Pacific	17	1	30	3
Western Washington	15	3	24	5
Saint Martin's	15	3	22	7
Central Washington	10	8	17	10
Alaska Fairbanks	9	9	13	14
Humboldt State	9	9	12	15
Northwest Nazarene	5	13	9	18
Alaska Anchorage	4	14	9	18
Seattle University	4	14	9	18
Western Oregon	2	16	5	22

2005-06

	Conf		Season	
	W	L	W	L
Western Washington	18	0	27	2
Seattle Pacific	16	2	24	6
Humboldt State	12	6	17	11
Northwest Nazarene	11	7	17	11
Central Washington	9	9	15	11
Seattle University	9	9	14	12
Alaska Anchorage	6	12	13	14
Saint Martin's	5	13	9	18
Alaska Fairbanks	4	14	7	19
Western Oregon	0	18	0	27

2006-07

	Conf		Season	
	W	L	W	L
Seattle Pacific	12	4	20	9
Alaska Anchorage	11	5	23	6
Western Washington	10	6	18	10
Northwest Nazarene	10	6	16	11
Seattle University	9	7	18	9
Central Washington	7	9	17	10
Saint Martin's	6	10	10	17
Alaska Fairbanks	5	11	10	17
Western Oregon	2	14	3	24

2007-08

	Conf		Season	
	W	L	W	L
Seattle Pacific	18	0	29	1
Alaska Anchorage	15	3	30	5
Northwest Nazarene	12	6	19	9
Saint Martin's	10	8	17	11
Montana State Billings	8	10	11	16
Seattle University	7	11	16	11
Western Washington	6	12	9	21
Central Washington	5	13	13	13
Alaska Fairbanks	5	13	12	14
Western Oregon	4	14	8	19

2008-09

	Conf		Season	
	W	L	W	L
Seattle Pacific	14	2	23	5
Alaska Anchorage	14	2	30	3
Western Washington	11	5	19	9
Northwest Nazarene	11	5	18	10
Montana State Billings	8	8	16	11
Saint Martin's	7	9	16	12
Central Washington	4	12	7	10
Western Oregon	3	13	8	19
Alaska Fairbanks	0	16	5	20

2009-10

	Conf		Season	
	W	L	W	L
Seattle Pacific	15	1	27	4
Western Washington	14	2	23	5
Alaska Anchorage	13	3	24	5
Northwest Nazarene	9	7	19	8
Saint Martin's	6	10	12	15
Western Oregon	6	10	11	19
Montana State Billings	4	12	11	16
Central Washington	4	12	7	19
Alaska Fairbanks	1	15	2	25

2010-11

	Conf		Season	
	W	L	W	L
Western Washington	17	1	25	4
Alaska Anchorage	14	4	27	7
Seattle Pacific	13	5	20	9
Montana State Billings	11	7	16	12
Saint Martin's	10	8	15	12
Northwest Nazarene	9	9	14	13
Western Oregon	9	9	11	16
Simon Fraser	4	14	7	17
Central Washington	2	10	7	18
Alaska Fairbanks	1	17	1	24

2011-12

	Conf		Season	
	W	L	W	L
Alaska Anchorage	16	2	30	5
Western Washington	14	4	22	8
Northwest Nazarene	11	7	18	10
Seattle Pacific	11	7	17	10
Simon Fraser	11	7	17	11
Montana State Billings	10	8	18	12
Western Oregon	6	12	7	21
Central Washington	5	13	9	17
Saint Martin's	4	14	9	19
Alaska Fairbanks	2	16	6	22

2012-13

	Conf		Season	
	W	L	W	L
Western Washington	17	1	29	4
Simon Fraser	15	3	25	6
Northwest Nazarene	11	7	20	9
Alaska Anchorage	11	7	17	10
Montana State Billings	11	7	17	10
Seattle Pacific	10	8	17	11
Saint Martin's	5	13	12	16
Central Washington	4	14	9	17
Western Oregon	3	15	8	20
Alaska Fairbanks	3	15	5	21

2013-14

	Conf		Season	
	W	L	W	L
Montana St. Billings	15	3	25	8
Western Washington	13	5	19	10
Alaska Anchorage	12	6	19	9
Simon Fraser	12	6	20	10
Seattle Pacific	11	7	18	9
Saint Martin's	11	7	18	11
Northwest Nazarene	8	10	15	11
Alaska Fairbanks	3	15	9	17
Western Oregon	3	15	6	20
Central Washington	2	16	7	19

2014-15

	Conf		Season	
	W	L	W	L
Alaska Anchorage	17	1	29	2
Seattle Pacific	13	5	22	7
Western Washington	13	5	21	9
Simon Fraser	10	8	15	13
Saint Martin's	8	10	11	16
Central Washington	7	11	12	15
Alaska Fairbanks	6	12	14	14
Montana St. Billings	6	12	14	14
Western Oregon	5	13	8	18
Northwest Nazarene	5	13	7	20

2015-16

	Conf		Season	
	W	L	W	L
Alaska Anchorage	18	2	38	3
Western Washington	16	4	20	9
Montana St. Billings	15	5	21	11
Simon Fraser	13	7	16	11
Central Washington	10	10	17	12
Northwest Nazarene	10	10	12	15
Seattle Pacific	9	11	12	15
Alaska Fairbanks	7	13	12	18
Saint Martin's	5	15	7	20
Concordia-Portland	4	16	6	22
Western Oregon	3	17	4	24

2016-17

	Conf		Season	
	W	L	W	L
Alaska Anchorage	20	0	30	2
Western Washington	18	2	26	6
Simon Fraser	15	5	26	8
Northwest Nazarene	10	10	12	15
Seattle Pacific	10	10	19	11
Central Washington	9	11	15	15
Alaska Fairbanks	9	11	13	14
Concordia-Portland	9	11	12	16
Montana St. Billings	5	15	8	20
Western Oregon	4	16	8	19
Saint Martin's	1	19	5	23

2017-18

	Conf		Season	
	W	L	W	L
Alaska Anchorage	18	2	27	5
Northwest Nazarene	18	2	22	5
Seattle Pacific	15	5	23	8
Montana St. Billings	12	8	25	12
Central Washington	11	9	15	14
Simon Fraser	9	11	14	15
Concordia-Portland	8	12	14	14
Western Washington	8	12	12	16
Western Oregon	7	13	11	15
Saint Martin's	4	16	8	20
Alaska Fairbanks	0	20	4	22

2018-19

	Conf		Season	
	W	L	W	L
Alaska Anchorage	19	1	30	3
Northwest Nazarene	18	2	29	3
Simon Fraser	13	7	17	11
Central Washington	12	8	18	11
Concordia-Portland	11	9	16	13
Western Washington	11	9	17	13
Montana St. Billings	8	12	12	14
Seattle Pacific	7	13	8	19
Western Oregon	5	15	8	18
Saint Martin's	5	15	7	21
Alaska Fairbanks	1	19	4	22

2019-20

	Conf		Season	
	W	L	W	L
Alaska Anchorage	19	1	31	2
Northwest Nazarene	17	3	22	7
Western Washington	14	6	22	9
Simon Fraser	13	7	18	13
Central Washington	13	7	19	11
Montana St. Billings	9	11	14	16
Saint Martin's	9	11	14	13
Seattle Pacific	6	14	8	20
Concordia Portland	5	15	6	22
Western Oregon	3	17	6	21
Alaska Fairbanks	2	18	7	22

2020-21

	Conf		Season	

ALL-TIME SERIES RECORDS

Great Northwest Athletic Conference

(Season of last meeting in parentheses)

Alaska Anchorage ('25)	43-43
Alaska Fairbanks ('25)	71-17
Central Washington ('25)	52-40
Montana State Billings ('25)	30-31
Northwest Nazarene ('25)	35-20
Saint Martin's ('25)	61-25
Simon Fraser ('25)	16-30
Western Oregon ('25)	50-8
Western Washington ('25)	32-72

Big Sky

Cal State Northridge ('85)	0-1
Eastern Washington ('95)	1-6
Idaho State ('93)	0-1
Montana ('77)	2-0
Montana State ('77)	2-0
Portland State ('98)	3-16
Sacramento State ('91)	2-1

Big West

Boise State ('77)	2-0
UC Riverside ('99)	2-1
Cal Poly SLO ('89)	1-0
Idaho ('81)	0-5
UC San Diego ('20)	13-6
Utah State ('76)	0-1

California Collegiate

Cal Poly Pomona ('15)	10-3
Cal State Dominguez Hills ('25)	1-1
Cal State East Bay ('22)	1-1
Cal State L.A. ('25)	8-3
Cal State San Bernardino ('08)	4-0
Cal State San Marcos ('25)	1-3
Cal State Stanislaus ('25)	2-3
Chico State ('13)	12-6
Humboldt State ('22)	32-3
San Francisco State ('15)	10-0
Sonoma State ('13)	10-3

Cascade

Cascade College ('02)	1-0
College of Idaho ('21)	1-1
Corban ('22)	1-0
Eastern Oregon ('89)	2-0
Evergreen State ('17)	4-0
Lewis-Clark State ('21)	1-1
Multnomah ('22)	1-0
Northwest Christian ('81)	4-0
Northwest ('21)	25-0
Warner Pacific ('07)	5-0
Western Baptist ('02)	5-0

Frontier

Carroll College ('98)	1-0
Lewis-Clark State ('07)	16-15
Montana State Northern ('80)	0-2
Montana Tech ('14)	2-0
Rocky Mountain ('87)	0-1

Golden State

Southern Calif. College ('92)	2-0
-------------------------------	-----

Northwest

George Fox ('24)	7-3
Lewis & Clark ('82)	0-2
Linfield ('86)	6-3
Pacific ('01)	3-2
Pacific Lutheran ('12)	27-10
Puget Sound ('25)	33-15
Whitman ('90)	5-1
Whitworth ('96)	8-9
Willamette ('97)	4-1

Pacific-12

UCLA ('86)	0-1
Oregon ('77)	1-1
Oregon State ('13)	1-1
Washington ('10)	3-7
Washington State ('12)	0-3

Pacific West

Academy of Art ('20)	1-0
Azusa Pacific ('25)	9-6
Biola ('18)	4-1
Concordia Irvine ('19)	2-1
Dominican ('25)	1-1
Fresno Pacific ('24)	7-4
Hawaii Pacific ('22)	2-1
Holy Names ('23)	3-0
Notre Dame de Namur ('11)	2-0
Point Loma Nazarene ('16)	2-1

Rocky Mountain

Colorado Christian ('25)	3-2
Colorado School of Mines ('23)	0-3
UC Colorado Springs ('96)	1-1
Fort Lewis ('10)	1-1
Metropolitan State ('25)	2-3
Regis ('23)	2-2
Southern Colorado ('01)	1-1
Western New Mexico ('01)	8-3
Western State Colorado ('13)	1-0
Westminster ('25)	2-0

Sunshine State

Barry ('00)	1-0
Eckerd ('93)	1-0
Florida Atlantic ('93)	0-1
Florida Tech ('93)	0-1
Tampa ('25)	0-1
West Florida ('93)	1-0

West Coast

Gonzaga ('07)	2-9
Portland ('12)	0-8
Saint Mary's ('84)	0-1
San Diego ('88)	0-1

Independents & Others

Air Force ('92)	0-1
Alaska Pacific ('90)	7-0
Alaska Southeast ('90)	4-0
Bemidji State ('05)	1-0
UC Davis ('99)	6-3
Cal State Bakersfield ('06)	0-3
Cal State Hayward ('94)	0-1
Chapman College ('92)	0-1
Columbia Christian ('92)	1-0
Concordia-Portland ('20)	11-4
Denver ('96)	1-0
Dixie State ('15)	6-1
Eastern New Mexico ('16)	1-0
Gannon ('25)	0-1
Grand Canyon ('11)	7-4
Grand Valley State ('05)	1-0
Harding ('12)	1-0
Illinois Springfield ('13)	1-0
Jacksonville State ('95)	1-0
Judson Baptist ('82)	0-1
Kentucky Wesleyan ('02)	1-0
Lincoln-California ('23)	1-0
Mars Hill ('96)	0-1
Mary ('09)	1-0
Merrimack ('09)	2-0
Minnesota St. Moorhead ('06)	1-0
North Alabama ('08)	1-0
North Dakota ('09)	0-4
North Dakota State ('03)	1-0
Northern Michigan ('98)	0-1
Nova Southeastern ('17)	1-0
Occidental ('92)	1-0
Oklahoma Christian ('18)	0-1
Oregon Coll. of Education ('80)	1-3
Seattle University ('17)	34-24
Sheldon Jackson ('92)	11-0
South Dakota Mines ('14)	1-0
Southern Utah ('70)	1-0
Spring Arbor ('86)	1-0
St. Edward's ('11)	1-0
Stonehill ('02)	2-0
Trinity Western ('89)	1-0
Washburn ('05)	1-1
West Texas A&M ('14)	0-1
Westmont ('06)	2-0
Wisconsin-Parkside ('16)	0-1



BY THE NUMBERS



2024-25 COMBINED STATS - ALL GAMES

Interim Head Coach: Karen Byers (1st year) Assistant Coach: Ava Edmonds Volunter Assistant: Robbie Cowgill
 Captains: Hunter Beirne, Schuyler Berry, Lolo Weatherspoon

Game Records

Record	Overall	Home	Away	Neutral
ALL GAMES	8-23	5-10	2-9	1-4
CONFERENCE	2-16	1-8	1-8	0-0
NON-CONFERENCE	6-7	4-2	1-1	1-4

Score by Periods

Team	1st	2nd	3rd	4th	OT	TOT
Seattle Pacific	528	446	470	590	0	2034
Opponents	558	561	617	583	0	2319

Team Box Score

No.	Player	Total			3-Point		F-Throw		Rebounds				Other				PTS	AVG				
		GP-GS	MIN	AVG	FG-FGA	FG%	3FG-3FGA	3FG%	FT-FTA	FT%	OFF	DEF	TOT	AVG	PF	DQ			A	TO	BLK	STL
14	BEIRNE, Hunter	31-31	1026:58	33.1	169-391	.432	39-124	.315	68-87	.782	33	102	135	4.4	48	1	117	112	8	30	445	14.4
22	KEARNS, Layne	31-31	869:08	28.0	113-285	.396	35-116	.302	68-78	.872	31	124	155	5.0	90	7	56	79	11	41	329	10.6
10	WEATHERSPOON, Lolo	30-23	839:06	28.0	120-278	.432	7-35	.200	33-53	.623	30	73	103	3.4	62	1	47	80	10	34	280	9.3
15	BISHOP, Emilia	30-5	412:50	13.8	85-188	.452	0-2	.000	50-72	.694	65	75	140	4.7	47	0	12	39	12	10	220	7.3
30	RUBINO, Madison	29-18	532:34	18.4	77-189	.407	3-16	.188	34-58	.586	47	100	147	5.1	80	3	23	58	29	28	191	6.6
32	BERRY, Schuyler	18-17	336:32	18.7	40-99	.404	0-1	.000	21-32	.656	29	40	69	3.8	25	0	17	21	16	8	101	5.6
5	TURLEY, Grace	31-8	557:40	18.0	43-125	.344	22-74	.297	27-30	.900	6	51	57	1.8	43	1	22	34	4	31	135	4.4
4	LEASURE, Grace	29-13	475:50	16.4	40-125	.320	5-46	.109	18-26	.692	20	47	67	2.3	71	1	28	43	21	25	103	3.6
11	OHTA, Haylie-Anne	31-8	624:33	20.1	36-111	.324	24-79	.304	13-17	.765	14	41	55	1.8	40	0	53	39	1	19	109	3.5
24	LAVIGNE, Julia	25-0	207:02	8.3	22-58	.379	0-6	.000	19-32	.594	16	38	54	2.2	28	0	2	19	10	8	63	2.5
21	MERTES, Grace	29-0	215:19	7.4	16-57	.281	13-50	.260	4-4	1.000	2	16	18	0.6	13	0	5	9	6	1	49	1.7
3	SHARP, Phoenix	8-0	27:33	3.4	2-8	.250	2-5	.400	0-0	.000	1	3	4	0.5	3	0	0	2	1	0	6	0.8
23	BERGEVIN, Peyton	12-1	74:55	6.2	1-8	.125	1-6	.167	0-0	.000	1	5	6	0.5	8	0	2	6	1	1	3	0.3
Team											64	78	142					25				
Total		31	6200		764-1922	.398	151-560	.270	355-489	.726	359	793	1152	37.2	558	14	384	566	130	236	2034	65.6
Opponents		31	6200		840-2008	.418	228-646	.353	411-550	.747	400	827	1227	39.6	489	8	464	480	102	282	2319	74.8

Team Statistics

	SPU	OPP
Scoring	2034	2319
Points per game	65.6	74.8
Scoring margin	-9.2	-
Field goals-att	764-1922	840-2008
Field goal pct	.398	.418
3 point fg-att	151-560	228-646
3-point FG pct	.270	.353
3-pt FG made per game	4.9	7.4
Free throws-att	355-489	411-550
Free throw pct	.726	.747
F-Throws made per game	11.5	13.3
Rebounds	1152	1227
Rebounds per game	37.2	39.6
Rebounding margin	-2.4	-
Assists	384	464
Assists per game	12.4	15.0
Turnovers	566	480
Turnovers per game	18.3	15.5
Turnover margin	-2.8	-
Assist/turnover ratio	0.7	1.0
Steals	236	282
Steals per game	7.6	9.1
Blocks	130	102
Blocks per game	4.2	3.3
Winning streak	0	-
Home win streak	0	-
Attendance	2462	3895
Home games-Avg/Game	15-164	11-354
Neutral site-Avg/Game	-	5-73

Team Results

Date	Opponent	Score	Att.
11/01/2024	vs Tampa	L 49-65	0
11/02/2024	vs Gannon	L 60-82	150
11/03/2024	vs Dominican (CA)	L 42-59	86
11/08/2024	vs Cal State LA	L 56-76	108
11/09/2024	at Cal St. Dom. Hills	L 41-76	0
11/15/2024	Cal St. San Marcos	W 72-48	354
11/16/2024	Azusa Pacific	L 70-90	140
11/29/2024	MSU Denver	L 56-57	261
11/30/2024	Colo. Christian	W 64-54	211
12/05/2024	at Simon Fraser	L 73-87	138
12/07/2024	at Western Wash.	L 68-83	425
12/14/2024	Stanislaus St.	W 81-65	108
12/17/2024	Pacific Lutheran	W 73-45	102
12/20/2024	at Westminster (UT)	W 75-65	44
12/21/2024	vs MSU Denver	W 92-74	23
01/04/2025	at Mont. St. Billings	L 57-97	333
01/09/2025	Saint Martin's	L 58-71	182
01/11/2025	Western Ore.	L 67-78	124
01/16/2025	at Central Wash.	L 65-88	458
01/18/2025	at Northwest Nazarene	L 84-88	645
01/23/2025	Alas. Anchorage	L 54-90	156
01/25/2025	Alas. Fairbanks	L 82-88	125
02/01/2025	Mont. St. Billings	L 67-77	158
02/06/2025	at Western Ore.	L 53-58	180
02/08/2025	at Saint Martin's	L 63-78	347
02/13/2025	Northwest Nazarene	W 93-70	114
02/15/2025	Central Wash.	L 64-75	171
02/20/2025	at Alas. Fairbanks	W 73-67	214
02/22/2025	at Alas. Anchorage	L 51-99	1111
02/27/2025	Western Wash.	L 52-81	131
03/01/2025	Simon Fraser	L 79-88	125

Nov. 1-3 D2CCA Canadian Tip-Off Classic / Langley, B.C.
 Nov. 8-9 West Region Crossover Classic / Carson, Calif.
 Nov. 15-16 SPU West Region Crossover / Seattle
 Nov. 29-30 SPU Thanksgiving Tournament / Seattle

2024-25 COMBINED STATS - GNAC GAMES

Game Records

Record	Overall	Home	Away	Neutral
ALL GAMES	2-16	1-8	1-8	0-0
CONFERENCE	2-16	1-8	1-8	0-0
NON-CONFERENCE	0-0	0-0	0-0	0-0

Score by Periods

Team	1st	2nd	3rd	4th	OT	TOT
Seattle Pacific	312	265	281	345	0	1203
Opponents	363	341	397	362	0	1463

Team Box Score

No.	Player				Total		3-Point		F-Throw		Rebounds											
		GP-GS	MIN	AVG	FG-FGA	FG%	3FG-3FGA	3FG%	FT-FTA	FT%	OFF	DEF	TOT	AVG	PF	DQ	A	TO	BLK	STL	PTS	AVG
14	BEIRNE, Hunter	18-18	637:33	35.4	112-261	.429	25-76	.329	55-67	.821	16	68	84	4.7	39	1	85	74	4	12	304	16.9
10	WEATHERSPOON, Lolo	17-16	537:42	31.6	83-184	.451	3-20	.150	24-36	.667	17	46	63	3.7	38	1	28	47	6	17	193	11.4
22	KEARNS, Layne	18-18	507:01	28.2	59-162	.364	19-68	.279	39-45	.867	19	69	88	4.9	65	7	25	49	6	26	176	9.8
15	BISHOP, Emilia	17-5	269:18	15.8	54-112	.482	0-0	.000	37-55	.673	41	51	92	5.4	29	0	9	31	10	6	145	8.5
30	RUBINO, Madison	18-12	335:43	18.7	51-121	.421	1-8	.125	23-33	.697	27	73	100	5.6	51	3	14	39	24	12	126	7.0
5	TURLEY, Grace	18-7	370:31	20.6	28-77	.364	18-47	.383	14-15	.933	1	39	40	2.2	31	1	14	22	4	20	88	4.9
32	BERRY, Schuyler	5-4	65:01	13.0	6-17	.353	0-1	.000	5-8	.625	4	5	9	1.8	4	0	2	6	1	1	17	3.4
24	LAVIGNE, Julia	15-0	146:02	9.7	13-38	.342	0-3	.000	16-23	.696	10	20	30	2.0	20	0	2	13	8	6	42	2.8
4	LEASURE, Grace	17-7	235:51	13.9	16-47	.340	2-17	.118	6-10	.600	7	19	26	1.5	38	0	11	28	8	8	40	2.4
11	OHTA, Haylie-Anne	18-2	350:23	19.5	13-55	.236	9-41	.220	7-10	.700	6	21	27	1.5	26	0	28	20	1	12	42	2.3
21	MERTES, Grace	18-0	118:40	6.6	9-29	.310	8-25	.320	4-4	1.000	1	8	9	0.5	6	0	2	5	4	0	30	1.7
23	BERGEVIN, Peyton	3-1	11:26	3.8	0-1	.000	0-1	.000	0-0	.000	0	0	0	0.0	1	0	1	2	0	1	0	0.0
3	SHARP, Phoenix	3-0	14:49	4.9	0-2	.000	0-1	.000	0-0	.000	1	1	2	0.7	1	0	0	0	1	0	0	0.0
Team											34	39	73					9				
Total		18	3600		444-1106	.401	85-308	.276	230-306	.752	184	459	643	35.7	349	13	221	345	77	121	1203	66.8
Opponents		18	3600		521-1208	.431	136-357	.381	285-377	.756	246	491	737	40.9	292	7	275	265	61	182	1463	81.3

Team Statistics

	SPU	OPP
Scoring	1203	1463
Points per game	66.8	81.3
Scoring margin	-14.4	-
Field goals-att	444-1106	521-1208
Field goal pct	.401	.431
3 point fg-att	85-308	136-357
3-point FG pct	.276	.381
3-pt FG made per game	4.7	7.6
Free throws-att	230-306	285-377
Free throw pct	.752	.756
F-Throws made per game	12.8	15.8
Rebounds	643	737
Rebounds per game	35.7	40.9
Rebounding margin	-5.2	-
Assists	221	275
Assists per game	12.3	15.3
Turnovers	345	265
Turnovers per game	19.2	14.7
Turnover margin	-4.4	-
Assist/turnover ratio	0.6	1.0
Steals	121	182
Steals per game	6.7	10.1
Blocks	77	61
Blocks per game	4.3	3.4
Winning streak	0	-
Home win streak	0	-
Attendance	1286	3851
Home games-Avg/Game	9-143	9-428
Neutral site-Avg/Game	-	0-0

Team Results

Date	Opponent		Score	Att.
12/05/2024	at Simon Fraser	L	73-87	138
12/07/2024	at Western Wash.	L	68-83	425
01/04/2025	at Mont. St. Billings	L	57-97	333
01/09/2025	Saint Martin's	L	58-71	182
01/11/2025	Western Ore.	L	67-78	124
01/16/2025	at Central Wash.	L	65-88	458
01/18/2025	at Northwest Nazarene	L	84-88	645
01/23/2025	Alas. Anchorage	L	54-90	156
01/25/2025	Alas. Fairbanks	L	82-88	125
02/01/2025	Mont. St. Billings	L	67-77	158
02/06/2025	at Western Ore.	L	53-58	180
02/08/2025	at Saint Martin's	L	63-78	347
02/13/2025	Northwest Nazarene	W	93-70	114
02/15/2025	Central Wash.	L	64-75	171
02/20/2025	at Alas. Fairbanks	W	73-67	214
02/22/2025	at Alas. Anchorage	L	51-99	1111
02/27/2025	Western Wash.	L	52-81	131
03/01/2025	Simon Fraser	L	79-88	125

2024-25 INDIVIDUAL HIGHS

POINTS	30		Hunter Beirne at Central Wash. (01/16/2025)
	28		Hunter Beirne vs Western Ore. (01/11/2025)
	27		Emilia Bishop vs Alas. Fairbanks (01/25/2025)
	26		Hunter Beirne vs Northwest Nazarene (02/13/2025)
	26		Hunter Beirne at Northwest Nazarene (01/18/2025)
FIELD GOALS MADE	14		Hunter Beirne at Central Wash. (01/16/2025)
	11		Hunter Beirne vs Simon Fraser (03/01/2025)
	11		Lolo Weatherspoon at Simon Fraser (12/05/2024)
FIELD GOAL ATTEMPTS	25		Hunter Beirne vs Simon Fraser (03/01/2025)
	23		Hunter Beirne at Central Wash. (01/16/2025)
FIELD GOAL PERCENTAGE (min 5 made)	.857	(6-7)	Madison Rubino vs Cal St. San Marcos (11/15/2024)
	.833	(5-6)	Emilia Bishop vs Mont. St. Billings (02/01/2025)
	.833	(5-6)	Layne Kearns vs Mont. St. Billings (02/01/2025)
3 PT FG MADE	7		Hunter Beirne at Northwest Nazarene (01/18/2025)
	4		Grace Turley at Saint Martin's (02/08/2025)
	4		Grace Turley at Northwest Nazarene (01/18/2025)
	4		Hunter Beirne vs Stanislaus St. (12/14/2024)
	4		Layne Kearns vs Colo. Christian (11/30/2024)
3 PT FG ATTEMPTS	13		Hunter Beirne at Northwest Nazarene (01/18/2025)
	8		Layne Kearns at Alas. Fairbanks (02/20/2025)
	8		Grace Mertes vs Western Ore. (01/11/2025)
	8		Layne Kearns vs Colo. Christian (11/30/2024)
3 PT FG PERCENTAGE (min 2 made)	1.000	(2-2)	Layne Kearns at Saint Martin's (02/08/2025)
	1.000	(2-2)	Layne Kearns at Cal St. Dom. Hills (11/09/2024)
	1.000	(2-2)	Grace Mertes vs Gannon (N) (11/02/2024)
FREE THROWS MADE	9		Emilia Bishop vs Alas. Anchorage (01/23/2025)
	8		Hunter Beirne vs Northwest Nazarene (02/13/2025)
FREE THROW ATTEMPTS	10		Emilia Bishop at Alas. Anchorage (02/22/2025)
	10		Hunter Beirne vs Northwest Nazarene (02/13/2025)
	10		Emilia Bishop vs Alas. Anchorage (01/23/2025)
FREE THROW PERCENTAGE (min 3 made)	1.000	(7-7)	Layne Kearns vs Western Wash. (02/27/2025)
	1.000	(7-7)	Grace Turley vs Northwest Nazarene (02/13/2025)
	1.000	(7-7)	Layne Kearns vs Stanislaus St. (12/14/2024)
	1.000	(6-6)	Hunter Beirne vs Alas. Fairbanks (01/25/2025)
REBOUNDS	15		Emilia Bishop vs Alas. Fairbanks (01/25/2025)
	14		Madison Rubino at Western Ore. (02/06/2025)
ASSISTS	10		Hunter Beirne at Saint Martin's (02/08/2025)
	8		Hunter Beirne at Simon Fraser (12/05/2024)
	8		Layne Kearns vs Cal St. San Marcos (11/15/2024)
STEALS	4		Layne Kearns vs Northwest Nazarene (02/13/2025)
	4		Grace Turley vs Alas. Fairbanks (01/25/2025)
	4		Layne Kearns vs MSU Denver (N) (12/21/2024)
	4		Lolo Weatherspoon at Westminster (UT) (12/20/2024)
	4		Hunter Beirne vs Stanislaus St. (12/14/2024)
	4		Hunter Beirne vs Cal St. San Marcos (11/15/2024)
	4		Madison Rubino vs Gannon (N) (11/02/2024)
BLOCKED SHOTS	5		Madison Rubino at Western Ore. (02/06/2025)
	5		Grace Leasure vs Stanislaus St. (12/14/2024)
TURNOVERS	10		Hunter Beirne at Alas. Anchorage (02/22/2025)
	10		Hunter Beirne vs Alas. Anchorage (01/23/2025)

2024-25 TEAM HIGHS

POINTS	93	Northwest Nazarene (02/13/2025)
	92	vs MSU Denver (N) (12/21/2024)
	84	at Northwest Nazarene (01/18/2025)
	82	Alas. Fairbanks (01/25/2025)
	81	Stanislaus St. (12/14/2024)
FIELD GOALS MADE	34	vs MSU Denver (N) (12/21/2024)
	32	at Westminster (UT) (12/20/2024)
FIELD GOAL ATTEMPTS	77	Alas. Fairbanks (01/25/2025)
	74	Central Wash. (02/15/2025)
	74	Pacific Lutheran (12/17/2024)
FIELD GOAL PERCENTAGE	.525 (31-59)	Cal St. San Marcos (11/15/2024)
	.515 (34-66)	vs MSU Denver (N) (12/21/2024)
3 PT FG MADE	12	at Northwest Nazarene (01/18/2025)
	10	Stanislaus St. (12/14/2024)
3 PT FG ATTEMPTS	28	vs Dominican (CA) (N) (11/03/2024)
	27	Simon Fraser (03/01/2025)
	27	Western Ore. (01/11/2025)
	27	Stanislaus St. (12/14/2024)
3 PT FG PERCENTAGE	.522 (12-23)	at Northwest Nazarene (01/18/2025)
	.438 (7-16)	at Saint Martin's (02/08/2025)
FREE THROWS MADE	29	Northwest Nazarene (02/13/2025)
	22	Alas. Fairbanks (01/25/2025)
FREE THROW ATTEMPTS	32	Northwest Nazarene (02/13/2025)
	28	Alas. Fairbanks (01/25/2025)
FREE THROW PERCENTAGE	1.000 (9-9)	Mont. St. Billings (02/01/2025)
	.923 (12-13)	Simon Fraser (03/01/2025)
REBOUNDS	48	vs Dominican (CA) (N) (11/03/2024)
	47	Simon Fraser (03/01/2025)
ASSISTS	22	at Northwest Nazarene (01/18/2025)
	20	vs MSU Denver (N) (12/21/2024)
	20	Azusa Pacific (11/16/2024)
	20	Cal St. San Marcos (11/15/2024)
STEALS	14	Northwest Nazarene (02/13/2025)
	14	Cal St. San Marcos (11/15/2024)
BLOCKED SHOTS	9	Western Wash. (02/27/2025)
	9	Stanislaus St. (12/14/2024)
TURNOVERS	35	at Cal St. Dom. Hills (11/09/2024)
	34	Alas. Anchorage (01/23/2025)
FOULS	30	Alas. Fairbanks (01/25/2025)
	27	at Simon Fraser (12/05/2024)

2024-25 GAME BY GAME COMPARISON

Opponent	Date	Score	MAR	FG	FG PCT	3FG	3FG PCT
Tampa	11/01/24	49-65	-16	19-64/24-59	.297/.407	5-24/8-29	.208/.276
Gannon	11/02/24	60-82	-22	17-50/26-62	.340/.419	6-14/12-28	.429/.429
Dominican (CA)	11/03/24	42-59	-17	16-72/21-58	.222/.362	7-28/4-17	.250/.235
Cal State LA	11/08/24	56-76	-20	22-69/29-63	.319/.460	4-15/7-12	.267/.583
Cal St. Dom. Hills	11/09/24	41-76	-35	17-47/27-64	.362/.422	3-17/9-25	.176/.360
Cal St. San Marcos	11/15/24	72-48	24	31-59/19-54	.525/.352	3-19/3-21	.158/.143
Azusa Pacific	11/16/24	70-90	-20	28-61/36-72	.459/.500	4-15/10-28	.267/.357
MSU Denver	11/29/24	56-57	-1	23-56/19-54	.411/.352	3-12/9-27	.250/.333
Colo. Christian	11/30/24	64-54	10	26-67/21-57	.388/.368	5-26/5-20	.192/.250
Simon Fraser	12/05/24	73-87	-14	29-62/30-65	.468/.462	4-19/5-17	.211/.294
Western Wash.	12/07/24	68-83	-15	24-53/27-57	.453/.474	4-12/10-21	.333/.476
Stanislaus St.	12/14/24	81-65	16	27-63/23-71	.429/.324	10-27/9-23	.370/.391
Pacific Lutheran	12/17/24	73-45	28	28-74/17-59	.378/.288	5-18/7-21	.278/.333
Westminster (UT)	12/20/24	75-65	10	32-67/25-61	.478/.410	2-12/5-21	.167/.238
MSU Denver	12/21/24	92-74	18	34-66/32-64	.515/.500	9-23/5-17	.391/.294
Mont. St. Billings	01/04/25	57-97	-40	20-58/42-69	.345/.609	3-18/10-20	.167/.500
Saint Martin's	01/09/25	58-71	-13	21-56/28-60	.375/.467	5-19/6-14	.263/.429
Western Ore.	01/11/25	67-78	-11	26-68/23-63	.382/.365	7-27/11-23	.259/.478
Central Wash.	01/16/25	65-88	-23	29-73/34-64	.397/.531	5-17/10-19	.294/.526
Northwest Nazarene	01/18/25	84-88	-4	30-65/28-72	.462/.389	12-23/7-20	.522/.350
Alas. Anchorage	01/23/25	54-90	-36	20-46/36-83	.435/.434	1-3/7-15	.333/.467
Alas. Fairbanks	01/25/25	82-88	-6	28-77/28-62	.364/.452	4-18/9-21	.222/.429
Mont. St. Billings	02/01/25	67-77	-10	28-56/27-63	.500/.429	2-12/9-25	.167/.360
Western Ore.	02/06/25	53-58	-5	22-63/19-68	.349/.279	3-21/5-19	.143/.263
Saint Martin's	02/08/25	63-78	-15	23-52/28-60	.442/.467	7-16/3-15	.438/.200
Northwest Nazarene	02/13/25	93-70	23	30-65/28-71	.462/.394	4-12/7-22	.333/.318
Central Wash.	02/15/25	64-75	-11	26-74/22-54	.351/.407	4-21/5-15	.190/.333
Alas. Fairbanks	02/20/25	73-67	6	28-63/26-73	.444/.356	6-17/10-30	.353/.333
Alas. Anchorage	02/22/25	51-99	-48	15-52/36-82	.288/.439	3-13/3-13	.231/.231
Western Wash.	02/27/25	52-81	-29	16-50/30-66	.320/.455	2-13/11-21	.154/.524
Simon Fraser	03/01/25	79-88	-9	29-73/29-76	.397/.382	9-27/8-27	.333/.296

2024-25 GAME BY GAME COMPARISON

FT PCT	RB	AST	TO	BLK	STL	PF
.667-.643	39/47 -8	7/17	7/9	4/8	5/2	19/9
.741-.818	37/37 0	4/5	18/10	0/0	6/8	19/17
.500-.813	48/47 1	5/8	15/15	6/3	8/3	21/15
.571-.786	40/31 9	9/14	18/12	4/7	5/4	16/10
.571-.619	30/40 -10	6/19	35/20	4/0	9/17	20/14
.636-.875	36/26 10	20/8	18/22	3/1	14/7	16/16
.667-.800	31/40 -9	20/18	19/16	1/7	8/14	17/18
.583-.556	41/32 9	8/13	19/14	5/3	8/10	21/18
.875-1.000	41/35 6	14/13	16/19	5/0	11/8	12/11
.846-.710	30/43 -13	16/18	21/18	6/5	9/9	26/13
.842-.950	24/32 -8	11/11	16/14	6/3	6/9	21/17
.810-.625	43/44 -1	14/12	19/23	9/1	12/9	16/18
.750-.667	44/46 -2	16/11	13/25	5/3	13/3	8/18
.643-.714	42/31 11	17/15	14/16	3/4	8/7	14/17
.652-.714	35/33 2	20/22	10/14	1/2	8/8	10/16
.700-1.000	25/39 -14	7/30	15/11	4/1	5/7	5/15
.786-1.000	28/34 -6	11/16	16/16	3/3	11/6	18/9
.889-.618	40/47 -7	14/9	14/14	6/1	3/4	21/14
.286-.833	37/40 -3	11/18	14/15	3/2	7/11	18/15
.706-.862	37/47 -10	22/12	24/21	8/4	11/14	23/20
.650-.647	36/40 -4	10/16	34/14	6/1	10/22	16/19
.786-.742	42/38 4	11/13	19/22	1/8	5/5	30/26
1.000-.824	39/26 13	6/17	26/14	3/2	5/14	18/10
.600-.556	44/52 -8	11/7	13/9	7/3	5/6	21/12
.714-.792	26/39 -13	17/23	19/16	1/3	5/9	22/12
.906-.778	43/34 9	13/9	21/21	2/5	14/11	13/25
.727-.788	38/46 -8	13/7	10/15	4/0	8/7	25/13
.611-.625	41/40 1	16/13	19/16	4/5	8/8	11/17
.692-.774	32/55 -23	11/23	29/12	1/6	3/19	23/21
.692-.625	34/41 -7	8/16	14/4	9/4	1/7	15/17
.923-.846	47/44 3	13/17	21/13	3/5	5/14	23/17

2024-25 CATEGORY LEADERS

Points

##	Player	G	Pts	Pts/G
14	Beirne, Hunter	31	445	14.4
22	Kearns, Layne	31	329	10.6
10	Weatherspoon, Lolo	30	280	9.3
15	Bishop, Emilia	30	220	7.3
30	Rubino, Madison	29	191	6.6
5	Turley, Grace	31	135	4.4
11	Ohta, Haylie-Anne	31	109	3.5
4	Leasure, Grace	29	103	3.6
32	Berry, Schuyler	18	101	5.6
24	Lavigne, Julia	25	63	2.5
21	Mertes, Grace	29	49	1.7
3	Sharp, Phoenix	8	6	0.8
23	Bergevin, Peyton	12	3	0.3

Scoring Average

##	Player	G	Pts	Pts/G
14	Beirne, Hunter	31	445	14.4
22	Kearns, Layne	31	329	10.6
10	Weatherspoon, Lolo	30	280	9.3
15	Bishop, Emilia	30	220	7.3
30	Rubino, Madison	29	191	6.6
32	Berry, Schuyler	18	101	5.6
5	Turley, Grace	31	135	4.4
4	Leasure, Grace	29	103	3.6
11	Ohta, Haylie-Anne	31	109	3.5
24	Lavigne, Julia	25	63	2.5
21	Mertes, Grace	29	49	1.7
3	Sharp, Phoenix	8	6	0.8
23	Bergevin, Peyton	12	3	0.3

Field Goal Percentage

##	Player	FG	Att	Pct
15	Bishop, Emilia	85	188	.452
14	Beirne, Hunter	169	391	.432
10	Weatherspoon, Lolo	120	278	.432
30	Rubino, Madison	77	189	.407
32	Berry, Schuyler	40	99	.404
22	Kearns, Layne	113	285	.396
24	Lavigne, Julia	22	58	.379
5	Turley, Grace	43	125	.344
11	Ohta, Haylie-Anne	36	111	.324
4	Leasure, Grace	40	125	.320
21	Mertes, Grace	16	57	.281
3	Sharp, Phoenix	2	8	.250
23	Bergevin, Peyton	1	8	.125

Field Goal Attempts

##	Player	G	Att	Att/G
14	Beirne, Hunter	31	391	12.6
22	Kearns, Layne	31	285	9.2
10	Weatherspoon, Lolo	30	278	9.3
30	Rubino, Madison	29	189	6.5
15	Bishop, Emilia	30	188	6.3

Field Goals Made

##	Player	G	Made	Made/G
14	Beirne, Hunter	31	169	5.5
10	Weatherspoon, Lolo	30	120	4.0
22	Kearns, Layne	31	113	3.6
15	Bishop, Emilia	30	85	2.8
30	Rubino, Madison	29	77	2.7

2024-25 CATEGORY LEADERS

3-Point FG Percentage

##	Player	3FG	Att	Pct
3	Sharp, Phoenix	2	5	.400
14	Beirne, Hunter	39	124	.315
11	Ohta, Haylie-Anne	24	79	.304
22	Kearns, Layne	35	116	.302
5	Turley, Grace	22	74	.297
21	Mertes, Grace	13	50	.260
10	Weatherspoon, Lolo	7	35	.200
30	Rubino, Madison	3	16	.188
23	Bergevin, Peyton	1	6	.167
4	Leasure, Grace	5	46	.109

3-Point FG Attempts

##	Player	G	Att	Att/G
14	Beirne, Hunter	31	124	4.0
22	Kearns, Layne	31	116	3.7
11	Ohta, Haylie-Anne	31	79	2.5
5	Turley, Grace	31	74	2.4
21	Mertes, Grace	29	50	1.7

3-Point FG Made

##	Player	G	Made	Made/G
14	Beirne, Hunter	31	39	1.3
22	Kearns, Layne	31	35	1.1
11	Ohta, Haylie-Anne	31	24	0.8
5	Turley, Grace	31	22	0.7
21	Mertes, Grace	29	13	0.4

Free Throw Percentage

##	Player	Made	Att	Pct
21	Mertes, Grace	4	4	1.000
5	Turley, Grace	27	30	.900
22	Kearns, Layne	68	78	.872
14	Beirne, Hunter	68	87	.782
11	Ohta, Haylie-Anne	13	17	.765
15	Bishop, Emilia	50	72	.694
4	Leasure, Grace	18	26	.692
32	Berry, Schuyler	21	32	.656
10	Weatherspoon, Lolo	33	53	.623
24	Lavigne, Julia	19	32	.594
30	Rubino, Madison	34	58	.586

Free Throw Attempts

##	Player	G	Att	Att/G
14	Beirne, Hunter	31	87	2.8
22	Kearns, Layne	31	78	2.5
15	Bishop, Emilia	30	72	2.4
30	Rubino, Madison	29	58	2.0
10	Weatherspoon, Lolo	30	53	1.8

Free Throws Made

##	Player	G	Made	Made/G
14	Beirne, Hunter	31	68	2.2
22	Kearns, Layne	31	68	2.2
15	Bishop, Emilia	30	50	1.7
30	Rubino, Madison	29	34	1.2
10	Weatherspoon, Lolo	30	33	1.1

Rebounds

##	Player	G	Reb	Reb/G
22	Kearns, Layne	31	155	5.0
30	Rubino, Madison	29	147	5.1
15	Bishop, Emilia	30	140	4.7
14	Beirne, Hunter	31	135	4.4
10	Weatherspoon, Lolo	30	103	3.4

Assists

##	Player	G	Ast	Ast/G
14	Beirne, Hunter	31	117	3.8
22	Kearns, Layne	31	56	1.8
11	Ohta, Haylie-Anne	31	53	1.7
10	Weatherspoon, Lolo	30	47	1.6
4	Leasure, Grace	29	28	1.0

Rebounds Average

##	Player	G	Reb	Reb/G
30	Rubino, Madison	29	147	5.1
22	Kearns, Layne	31	155	5.0
15	Bishop, Emilia	30	140	4.7
14	Beirne, Hunter	31	135	4.4
32	Berry, Schuyler	18	69	3.8

Steals

##	Player	G	Stl	Stl/G
22	Kearns, Layne	31	41	1.3
10	Weatherspoon, Lolo	30	34	1.1
5	Turley, Grace	31	31	1.0
14	Beirne, Hunter	31	30	1.0
30	Rubino, Madison	29	28	1.0

2024-25 CATEGORY LEADERS

Offensive Rebounds

##	Player	G	OReb	OReb/G
15	Bishop, Emilia	30	65	2.2
30	Rubino, Madison	29	47	1.6
14	Beirne, Hunter	31	33	1.1
22	Kearns, Layne	31	31	1.0
10	Weatherspoon, Lolo	30	30	1.0

Defensive Rebounds

##	Player	G	DReb	DReb/G
22	Kearns, Layne	31	124	4.0
14	Beirne, Hunter	31	102	3.3
30	Rubino, Madison	29	100	3.4
15	Bishop, Emilia	30	75	2.5
10	Weatherspoon, Lolo	30	73	2.4

Fouls

##	Player	G	PF	PF/G
22	Kearns, Layne	31	90	2.9
30	Rubino, Madison	29	80	2.8
4	Leasure, Grace	29	71	2.4
10	Weatherspoon, Lolo	30	62	2.1
14	Beirne, Hunter	31	48	1.5

Foul Outs

##	Player	G	FO
22	Kearns, Layne	31	7
30	Rubino, Madison	29	3
14	Beirne, Hunter	31	1
10	Weatherspoon, Lolo	30	1
5	Turley, Grace	31	1

Blocked Shots

##	Player	G	Blk	Blk/G
30	Rubino, Madison	29	29	1.0
4	Leasure, Grace	29	21	0.7
32	Berry, Schuyler	18	16	0.9
15	Bishop, Emilia	30	12	0.4
22	Kearns, Layne	31	11	0.4

Minutes

##	Player	G	Min	Min/G
14	Beirne, Hunter	31	1027	33:08
22	Kearns, Layne	31	869	28:02
10	Weatherspoon, Lolo	30	839	27:58
11	Ohta, Haylie-Anne	31	625	20:09
5	Turley, Grace	31	558	17:59

Turnovers

##	Player	G	TO	TO/G
14	Beirne, Hunter	31	112	3.6
10	Weatherspoon, Lolo	30	80	2.7
22	Kearns, Layne	31	79	2.5
30	Rubino, Madison	29	58	2.0
4	Leasure, Grace	29	43	1.5

2024-25 POINTS-REBOUNDS-ASSISTS

Opponent	Date	Score		3	4	5	10	11	14	15	21	22	23	24
				SHARP,PHOE	LEASURE,GR	TURLEY,GRA	WEATHERSPO	OHTA,HAYLI	BEIRNE,HUN	BISHOP,EMI	MERTES,GRA	KEARNS,LAY	BERGEVIN,P	LAVIGNE,JU
vs Tampa	11/01/2024	49-65	L	0-0-0	0-3-1	2-1-0	6-2-1	6-2-1	5-2-1	6-1-0	0-2-0	11-5-1	0-0-0	2-7-0
vs Gannon	11/02/2024	60-82	L	0-0-0	2-3-0	4-0-1	0-2-2	6-2-0	8-0-0	4-4-1	6-0-0	11-6-1	0-1-0	2-3-0
vs Dominican (CA)	11/03/2024	42-59	L	3-0-0	0-2-0	2-1-1	0-3-1	8-4-0	8-6-1	4-6-0	2-1-0	8-9-1	3-3-0	2-3-0
vs Cal State LA	11/08/2024	56-76	L	DNP	6-3-1	2-0-0	6-5-0	3-4-1	8-3-2	2-3-0	0-0-0	15-6-3	0-2-0	3-0-0
at Cal St. Dom. Hills	11/09/2024	41-76	L	DNP	7-1-2	4-0-0	7-2-2	0-3-0	2-1-0	6-6-1	0-1-0	8-1-0	0-0-1	4-4-0
Cal St. San Marcos	11/15/2024	72-48	W	0-0-0	6-5-2	2-1-0	4-4-0	2-1-5	23-3-4	9-3-0	0-1-0	5-6-8	0-0-0	0-1-0
Azusa Pacific	11/16/2024	70-90	L	DNP	9-3-2	8-0-0	2-0-2	7-1-5	9-1-1	14-5-0	DNP	8-2-4	DNP	DNP
MSU Denver	11/29/2024	56-57	L	DNP	6-4-1	2-3-0	5-4-0	0-1-2	14-4-2	5-4-0	DNP	14-6-2	DNP	0-1-0
Colo. Christian	11/30/2024	64-54	W	DNP	10-4-1	2-2-1	8-4-2	7-1-2	4-6-4	6-2-0	0-0-0	18-5-3	DNP	DNP
at Simon Fraser	12/05/2024	73-87	L	DNP	6-3-1	2-2-1	24-4-0	0-0-0	9-7-8	8-0-2	0-0-0	14-4-2	0-0-0	DNP
at Western Wash.	12/07/2024	68-83	L	0-0-0	2-0-0	9-1-1	13-3-2	0-0-1	6-2-4	6-6-1	5-1-0	5-0-1	0-0-0	1-4-0
Stanislaus St.	12/14/2024	81-65	W	DNP	7-6-5	3-2-2	13-4-0	6-3-1	22-7-1	4-1-0	8-3-1	17-4-3	0-0-0	0-0-0
Pacific Lutheran	12/17/2024	73-45	W	3-2-0	4-7-1	2-2-0	6-4-2	8-1-1	15-7-5	6-3-0	0-0-1	9-6-2	0-0-0	8-5-0
at Westminster (UT)	12/20/2024	75-65	W	DNP	6-0-1	3-3-2	8-3-4	2-4-3	15-7-4	5-5-1	3-0-0	16-6-1	0-0-0	0-0-0
vs MSU Denver	12/21/2024	92-74	W	DNP	DNP	11-2-1	22-3-3	12-1-4	8-4-7	4-5-0	0-1-1	13-5-2	DNP	DNP
at Mont. St. Billings	01/04/2025	57-97	L	0-2-0	DNP	3-1-1	DNP	2-1-0	15-2-4	DNP	6-3-0	10-4-1	DNP	16-5-0
Saint Martin's	01/09/2025	58-71	L	DNP	11-3-1	6-3-0	11-2-0	6-2-1	10-5-7	3-3-0	0-0-0	2-1-1	DNP	2-2-0
Western Ore.	01/11/2025	67-78	L	DNP	2-4-0	0-3-0	6-4-4	3-2-6	28-4-4	9-3-0	6-2-0	9-8-0	DNP	0-0-0
at Central Wash.	01/16/2025	65-88	L	DNP	3-1-2	3-2-0	10-3-0	0-4-2	30-4-5	11-7-1	0-0-0	6-5-0	DNP	DNP
at Northwest Nazarene	01/18/2025	84-88	L	DNP	4-1-2	14-2-2	10-4-4	3-1-4	26-6-5	8-5-0	0-2-0	4-5-5	DNP	0-0-0
Alas. Anchorage	01/23/2025	54-90	L	0-0-0	4-2-0	2-1-2	10-4-1	3-1-0	9-6-5	15-7-0	0-0-0	6-3-1	DNP	4-3-0
Alas. Fairbanks	01/25/2025	82-88	L	DNP	0-0-0	3-3-0	8-4-0	0-4-4	20-3-4	27-15-1	3-0-1	9-1-1	DNP	8-7-0
Mont. St. Billings	02/01/2025	67-77	L	DNP	0-3-0	4-2-0	17-6-1	0-1-0	19-4-2	10-6-1	0-0-0	13-3-2	DNP	0-1-0
at Western Ore.	02/06/2025	53-58	L	DNP	0-0-0	5-5-0	11-2-1	3-1-0	17-8-4	2-1-1	2-1-0	1-9-4	DNP	0-1-0
at Saint Martin's	02/08/2025	63-78	L	DNP	2-3-0	14-1-1	7-1-3	0-1-0	11-4-10	4-6-0	0-0-0	13-3-1	DNP	0-0-0
Northwest Nazarene	02/13/2025	93-70	W	DNP	2-2-2	7-4-2	14-4-1	4-2-1	26-8-3	6-4-0	0-0-0	20-11-2	DNP	DNP
Central Wash.	02/15/2025	64-75	L	DNP	2-1-1	6-2-1	4-4-3	2-2-0	10-5-6	11-8-0	0-0-0	14-8-1	DNP	2-1-0
at Alas. Fairbanks	02/20/2025	73-67	W	DNP	0-2-0	0-4-2	21-4-0	1-0-2	20-1-6	3-2-2	0-0-0	17-5-2	DNP	0-0-0
at Alas. Anchorage	02/22/2025	51-99	L	DNP	0-0-2	5-1-1	6-4-3	3-4-1	16-2-1	9-8-0	3-0-1	6-1-0	DNP	3-3-2
Western Wash.	02/27/2025	52-81	L	DNP	2-1-0	0-2-0	9-4-1	6-1-2	7-2-4	6-2-0	2-0-0	14-9-0	DNP	4-2-0
Simon Fraser	03/01/2025	79-88	L	DNP	0-0-0	5-1-0	12-6-4	6-0-4	25-11-3	7-9-0	3-0-0	13-8-1	0-0-1	2-1-0

Opponent	Date	Score		30	32
				RUBINO,MAD	BERRY,SCHU
vs Tampa	11/01/2024	49-65	L	3-2-1	8-6-1
vs Gannon	11/02/2024	60-82	L	9-7-2	8-6-0
vs Dominican (CA)	11/03/2024	42-59	L	0-4-0	2-2-1
vs Cal State LA	11/08/2024	56-76	L	2-5-1	9-7-1
at Cal St. Dom. Hills	11/09/2024	41-76	L	2-6-0	1-0-0
Cal St. San Marcos	11/15/2024	72-48	W	13-5-0	8-1-1
Azusa Pacific	11/16/2024	70-90	L	9-7-4	4-4-2
MSU Denver	11/29/2024	56-57	L	7-4-0	3-7-1
Colo. Christian	11/30/2024	64-54	W	4-5-1	5-7-0
at Simon Fraser	12/05/2024	73-87	L	10-6-1	0-2-1
at Western Wash.	12/07/2024	68-83	L	9-0-0	12-3-1
Stanislaus St.	12/14/2024	81-65	W	DNP	1-4-1
Pacific Lutheran	12/17/2024	73-45	W	DNP	12-5-4
at Westminster (UT)	12/20/2024	75-65	W	5-1-0	12-4-1
vs MSU Denver	12/21/2024	92-74	W	11-1-0	11-7-2
at Mont. St. Billings	01/04/2025	57-97	L	5-3-1	0-2-0
Saint Martin's	01/09/2025	58-71	L	4-3-1	3-1-0
Western Ore.	01/11/2025	67-78	L	4-6-0	DNP
at Central Wash.	01/16/2025	65-88	L	2-7-1	DNP
at Northwest Nazarene	01/18/2025	84-88	L	15-9-0	DNP
Alas. Anchorage	01/23/2025	54-90	L	1-6-1	DNP
Alas. Fairbanks	01/25/2025	82-88	L	4-2-0	DNP
Mont. St. Billings	02/01/2025	67-77	L	4-4-0	DNP
at Western Ore.	02/06/2025	53-58	L	12-14-1	DNP
at Saint Martin's	02/08/2025	63-78	L	12-5-2	DNP
Northwest Nazarene	02/13/2025	93-70	W	14-7-2	DNP
Central Wash.	02/15/2025	64-75	L	13-3-1	DNP
at Alas. Fairbanks	02/20/2025	73-67	W	11-13-2	DNP
at Alas. Anchorage	02/22/2025	51-99	L	0-3-0	DNP
Western Wash.	02/27/2025	52-81	L	2-5-1	DNP
Simon Fraser	03/01/2025	79-88	L	4-4-0	2-1-0

YEARLY TEAM OFFENSIVE STATISTICS

Year	FG%	3PT%	FT%	PTS	DIF	Year	FG%	3PT%	FT%	PTS	DIF	Year	FG%	3PT%	FT%	PTS	DIF	
1976	.371		.500	66.4	+7.4	1993	.426	.288	.655	72.4	+7.1	2010	.419	.318	.675	67.2	+12.2	
1977	.410		.512	64.7	+7.4	1994	.405	.305	.668	71.2	+1.3	2011	.419	.298	.715	66.7	+9.4	
1978	.374		.511	63.7	+9.8	1995	.454	.359	.645	85.1	+10.6	2012	.438	.339	.775	72.8	+8.7	
1979	NA		.539	43.0	-31.3	1996	.434	.360	.675	76.4	+4.4	2013	.438	.362	.798	71.2	+2.9	
1980	.365		.555	52.5	-15.2	1997	.475	.393	.688	82.8	+13.8	2014	.421	.291	.751	68.9	+5.0	
1981	.374		.612	59.6	-12.2	1998	.492	.401	.745	88.7	+21.3	2015	.445	.382	.780	73.4	+8.5	
1982	.379		.619	63.3	-5.4	1999	.436	.318	.676	73.8	+6.2	2016	.371	.275	.725	60.0	-0.6	
1983	.367		.573	59.4	-12.2	2000	.440	.305	.695	75.6	+11.2	2017	.415	.329	.722	67.0	+7.0	
1984	.378		.594	62.9	-1.3	2001	.446	.334	.720	75.8	+14.7	2018	.420	.325	.745	71.1	+9.7	
1985	.404		.602	63.9	-0.5	2002	.450	.326	.745	80.6	+15.7	2019	.403	.338	.735	64.0	-8.1	
1986	.451		.680	66.7	+1.4	2003	.473	.393	.753	84.1	+21.6	2020	.416	.329	.759	61.4	-6.5	
1987	.453		.667	66.3	+3.7	2004	.462	.396	.741	80.3	+20.3	2021	.399	.343	.692	61.9	+3.6	
1988	.468	.266	.669	74.3	+7.8	2005	.446	.354	.776	78.0	+19.3	2022	.385	.289	.699	59.0	-0.2	
1989	.471	.358	.671	76.4	+13.2	2006	.447	.351	.705	75.0	+14.9	2023	.401	.285	.687	60.9	+2.2	
1990	.426	.361	.642	70.2	+7.2	2007	.426	.331	.745	69.4	+8.6	2024	.380	.259	.672	57.7	-5.0	
1991	.420	.307	.667	66.9	+0.8	2008	.431	.342	.735	71.0	+15.5	2025	.398	.271	.726	65.6	-9.2	
1992	.453	.376	.669	74.8	+4.7	2009	.436	.323	.700	67.8	+10.8							

SEATTLE PACIFIC RECORD WHEN ...

Home	5-10	SPU scores <30-39	0-0	Shoots better than opponent	8-8
Away	2-9	SPU scores 40-49	0-4	Shoots worse than opponent	0-15
Neutral	1-4	SPU scores 50-59	0-7	Shoots equal with opponent	0-0
Ahead at halftime	8-3	SPU scores 60-69	1-7	SPU shoots 50% or better	2-1
Behind at halftime	0-19	SPU scores 70-79	4-3	SPU shoots 45-49.9%	2-4
Tied at halftime	0-1	SPU scores 80-89	1-2	SPU shoots 40-44.9%	2-3
Biggest lead / win	27 vs. NW Naz. 2/13	SPU scores 90-99	2-0	SPU shoots 35-39.9%	2-7
Biggest lead / loss	17 at NW Naz. 1/18	Opponent scores <30-39	0-0	SPU shoots <30-34.9%	0-8
Biggest deficit / win	11 vs. Colo. Chr. 11/30	Opponent scores 40-49	2-0	Opponent shoots 50% or better	1-3
Biggest deficit loss	50 at Anchorage 2/22	Opponent scores 50-59	1-3	Opponent shoots 45-49.9%	0-7
More turnovers than opponent	1-16	Opponent scores 60-69	3-1	Opponent shoots 40-44.9%	1-7
Fewer turnovers than opponent	6-4	Opponent scores 70-79	2-7	Opponent shoots 35-39.9%	4-5
Tied turnovers	1-3	Opponent scores 80-89	0-8	Opponent shoots <30-34.9%	2-1
SPU 15 turnovers	0-2	Opponent scores 90-99	0-4	SPU hits 0 to 5 3-pointers	5-17
SPU more than 15 turnovers	5-15	More rebounds than opponent	6-6	SPU hits 6 to 10 3-pointers	3-5
SPU fewer than 15 turnovers	3-6	Fewer rebounds than opponent	2-16	SPU hits 11 or more 3-pointers	0-1
SPU force 15 turnovers	0-3	Tied rebounds	0-1	Opponent hits 0 to 5 3-pointers	4-6
SPU force more than 15 turnovers	7-7			Opponent hits 6-10 3-pointers	4-14
SPU force fewer than 15 turnovers	1-13			Opponent hits 11 or more 3-pointers	0-3

THE LAST TIME SEATTLE PACIFIC ...

TEAM

Scored 100	106, vs. Dixie State, Jan. 27, 2007
Scored under 60	52 vs. Western Washington, Feb. 27, 2025
<.300 FGs	.288 (15-52), at Anchorage Feb. 22, 2025
Made 25+ FTs	26, vs. Dixie State, Dec. 17, 2014
Made 10+ 3-pt.	12, at NW Nazarene, Jan. 18, 2025
50 rebounds	53, vs. Lincoln-California, Dec. 8, 2022
25 assists	28, at Alaska Fairbanks, Jan. 5, 2012
15 steals	15, vs. Westminster, Dec. 29, 2023
30 turnovers	29, at Alaska Anchorage, Feb. 22, 2025
10 blocked shots	10, at Alaska Anchorage, Dec. 7, 2013

INDIVIDUAL

30+ points:	30, Hunter Beirne, at C. Washington, Jan. 16, 2025
40+ points:	41, Linnea Jarvits, vs. CP Pomona, Dec. 28, 1995
Two at 20+ points:	Lolo Weatherspoon (21), Hunter Beirne (20), at Alaska Fairbanks, Feb. 20, 2025
Double-Double:	Hunter Beirne (25 pts-11 reb) vs. Simon Fraser, March 1, 2025
15+ rebounds:	15, Emilia Bishop, vs. Fairbanks, Jan. 25, 2025
5+ 3-pointers:	7, Hunter Beirne, at NW Nazarene, Jan. 18, 2025
10+ assists:	10, Hunter Beirne at Saint Martin's, Feb. 8, 2025S
5+ steals:	5, Olivia Mayer at Alaska Fairbanks, March 2, 2024
5+ blocks:	5, Madison Rubino at Western Oregon, Feb. 6, 2025

ALL-TIME ROSTER

A

Adams, Liz 1993
Ahrnsbrak, Julie 1989-92
Albert Jaylee 2016-19
Alter, Ashley 2019-23
Andreasen, Amanda 1996-97

B

Baggerly, Marla 1987
Baginski, Gerean 1976-78
Bajema, Leanne 1990-91
Baker, Kim 1976-77
Balogh, Gus 1998-01
Barker, Sharon 1976-78
Barnes, Lily 1983
Barnes, Mechela 2013-14
Barrett, Kelly 1987
Beard, Becka 2000-01
Beaumont, Michelle 2002-05
Beck, Sofia 1984-85
Beirne, Hunter 2021-25
Bennett Hailee 2018-20
Bennett, Sonja 1976-79
Benson, Katie 2011-14
Benson, Sydney 2010
Berberian, Ann 2001
Berg, Rachel 2019-22
Bergevin, Peyton 2025
Berglund, Kelley 2002-03
Berry, Barb 1976
Berry, Schuyler 2022-25
Best, Nancy 1988
Biag, Lynn 1978-79
Bierlink, 1981
Bishop, Emily 2023-25
Black, Diane 1983-86
Bland, Shauna 1997-99
Blott, Monique 1991-92
Bode, Michelle 1990
Boettger, Sarah 1998
Bolton, Jan 1989-92
Boston, Kaprice 2019-22
Bowen, Brooke 2013
Boyd, Valerie 1999-00
Brennan, Bayley 2020-22
Brewer, Quinn 2005
Bright, Riann 1996
Broderick, Katrina 1985-87
Brough, Stacy 1997-99
Bruland, Laura 1996-97
Brundidge, Kayla 2020-22
Buck, Cid 1977
Bucklin, Heather 1989
Burgess, Ashlynn 2020-21
Buma, Robin 1981-82
Burnap, Patty 1978
Burns, Kelsey 2008-09
Buss, Heidi 1984
Butler, Riley 2011-14

C

Cadotte, Ashley 2002
Callen, Aubree 2011-15
Cannon, Lisa 2007-09
Carlisle, Jalena 2022-24
Carlson, Kristen 1996-97
Casimir, DeMecia 2003
Christensen, Beth 2005-08
Christensen, Jesie 2005-08
Clawson, Jamie 1991-92
Clem, Janelle 1994-95
Cortel, Jennifer 1985
Cravens, Leitasi 2019
Cummings, Kym 1978

D

De Virgilio, Chiara 2023
Doser, Lois 1979
Daniel, Kirsten 1999-2001
Duffin, Mackenzie 2002,04

E

Eckert, Tammy 1983
Eddy, Anna 2022-23
Engelbreten, Barb 1976-78
Evans, Riley 2016-19

F

Faber, Sara 1994
Faurholt, Emily 2002
Fenner, Elizabeth 1992-95
Fielding, Autumn 2005-07
Flikkema, Lorinda 1991-94
Ford, Elisabeth 1992-95
Foster, Janelle 1987
Fried, Angie 1992
Frisbee, Julie 1980
Fukuma, Joann 1985-88

G

Gabriel, Cyndi 1980
Garis, Autumn 2003
Garrison, Gwen 1984
Geiger, Sherry 1977
Giles, Tracy 1980-81
Gorman, McKayla 2009-12
Grager, Molly 2013-16
Granger, Bettina 1987
Grant, Carli (Smith) 2003-06
Grice, Ellen 1997
Griffith, Michelle 1982
Grisley, Jane 2017-19
Guppy, Liz 1998-01
Gustafson, Valerie 2001-04

H

Haag, Rhonda 1982
Haining, Julia 2016-18
Hall, Michelle 1982
Hamilton, Debbie 1979
Hanson, Susan 1984
Harazin, Jordan 2009-12
Heinly, Caitlin 2014-15
Henderson, Daesha 2007-10
Hermanson, Trisha 2002-05
Hill, Kelsey 2006-09
Hill, Lorri 1985
Hingston, Madi 2017-20
Hoff, Maya 2022-23
Hoff, Natalie 2019-23
Hogan-Corbett, Janie 1994
Hoisington, Megan 2007-10
Holland, Shannon 1978-81
Hollander, Courtney 2015-18
Hollands, Jackie 2006-08
Holme, Jana 1998-01
Hostetter, Karen 1985-86
Hubbard, Diane 1982
Hudson, Kelsey 2021
Huffman, Gwyn 1981-83
Hughes, Kerie 2000-03

I

Isaacson, Jill 2002

J

Jacklin, Makenna 2023
Jacob, Tara 2004
Jarvits, Linnea 1994-97
Jensen, Cindi 1999
Johnson, Linda 1986-89
Jurgas, Beth 1998

K

Kamerzell, Jody 1988
Kearns, Layne 2024-25
Kendrick, Janis 1976
Kettel, Kim 1993
Kimber, Karen 1976
Kingma, Betsy 2011-15
Konsmo, Kristi 1993,94
Konsmo, Nancy 1994-96

K (CONTINUED)

Kroon, Brittney 2003-06
Kuipers, Wendy 1997-98
Kunkel, Jennifer 1994-95

L

LaRue, Chris 1978
Lasconia, Brianne 2013-17
Lavigne, Julia 2024-25
Leach, Judy 1982-85
Leasure, Grace 2023-25
Lee, Lindsay 2015-18
Lindberg, Ali 1992-93
Lindberg, Erica 1994-97
Lindberg, Tosca 1990-93
Lockenvitz, Sarah 1995
Luczon, Esther 1977
Luethe, Evelyn 1987
Lukasiewicz, Stacey 2014-17
Lukkes, Stacie 2000-03

M

Magnuson, Libby 2007-08
Maloney, Maddie 2008-11
Marlow, Hailey 2021-24
Marriner, Janet 1985-86
Marshall, Amy 1991
Marshall, Shaun 1985-87
Martin, Melinda 1982
Martinson, Kelly 1976
Mastora, Malia 2021-22
Mayer, Olivia 2024
McConnell, Kathy 1985
McMullen, Amy 1992-93
McPhee, Jordan 2015-18
Menkens, Jessie 2006-07
Meppelink, Cheryle 1984-85
Mertes, Grace 2025
Michelson, Denise 1980-82
Miller, Ashley 2000
Miller, Debbie 1995,97-98
Mitchell, Lynn 1981
Mocherman, Andrea 1993
Morawek, Caryn 1986,88-90
Morris, DeAnna 1991,92
Moudy, Katrina 1992,93
Murray, Erica 1994
Murray, Rachel 2010-13

N

Nazarenus, Mary 1977
Nelson, Carrie 1991
Nicolaysen, Laura 1999
Niedert, Roxi 1988
Novak, Nancy 1984
Nutley, Lynne 1977-78

O

Ohlsen, Suzanna 2012-15
Ohta, Haylie-Anne 2024-25
Oudal, Dibbit 1986

P

Pagano, Erica 2015-18
Palmer, Beth 1997-98
Parker, Kate 1980
Pasche, Lisa 1979
Pemberton, Heather 1997-98
Peters, Gayle 1983,84
Pettingill, Beth 2021-22
Pfeil, Caroline 1987-,90
Pflaumer, Maddey 2013-15
Poe, Jenny 2004-06
Poe, Kristin 2000-04
Poling, Adrienne 2021-22
Potthoff, Michelle 1983-84
Prescott, Brianne 2001

R

Rataushk, Carly 2016-19
Ray, Shana 1998-99
Reich, Melissa 2008-11
Reimer, Joanie 2010-12
Rexach Roure, Abril 2020-22
Reys, Rebecca 1996
Riggan, Jennifer 1992,93
Riley, Katie 1999
Roberts, Lynne 1994-97
Robinet, Lori 1986-89
Rock, Lisa 1985
Rodrigues, Hannah 2014-17
Rohrbach, Caitlyn 2009-11
Rood, Erika 1988-91
Roosendaal, Sonya 2000
Rubino, Madison 2025
Rueb, Danielle 1998

S

Sandidge, Cathy 1976
Schaar, Lexi 2006-09
Schrag, Patty 1976-78
Sharp, Phoenix 2025
Shim, Rachel 2014-18
Shinkle, Sue 1979-80
Sickelsteel, Tami 1988-89
Sims, Nyasha 2009-12
Sipma, Jamie 1986-89
Skidmore, Jade 2019
Smith, Chanel 2009-10
Snider, Lisa 1978-81
Solomonson, Anna Marie 1980
Sorenson, Debbie 1978
Soule, Anna 2004
Spencer, Pam 1976-77
Stenger, Beth 1976
Stephens, Erin 2012-13
Sterk, Grace 2020
Stevenson, Lisa 1985
Strand, Rachel 2004-07
Streich, Emily 1988-90
Strom, Karen 1977
Sturm, Vicki 1977
Swenning, Lily 1983
Swent, Karen 1981-83

T

Taylor, Amy 2004-05
Taylor, Deena 1980-82
Taylor, Gina 1987-88
Teng, Michelle 2010-13
Terpstra, Brenda 1984-85
Thieme, Terri 1982
Thomas, Dionne 1984-85
Thompson, Rachel 1979-82
Thralls, Katie 2010-12
Towarak, Willa 1983
Trammell, Nicole 1995
Turley, Grace 2024-25

U

Umthun, Heidi 1999-00
Urrutia, Stephanie 2000-03

V

Vinson, Chantel 1995-98

W

Weatherspoon, Lolo 2022-25
West, Cici 2018-19
Westburg, Martha 1980-81
Wiersma, Becky 1987-90
Williams, Mardell 1979
Wilson, Kathy 1983
Wood, Mandi 2003-06
Wright, Madison 2017

X-Y-Z

Yung, Kylie 2023