

SOUTHERN MISS FOOTBALL

2025

SATURDAY, SEPTEMBER 27 • 6 PM CT • M.M. ROBERTS STADIUM AT CARLISLE-FAULKNER FIELD • HATTIESBURG, MISSISSIPPI



VS



SOUTHERN MISS GOLDEN EAGLES

2-2 (1-0 SUN BELT)

Head Coach: Charles Huff

Record at Southern Miss: 2-2 (1st season)

Career Record: 34-22

Record vs. Jax State: 0-0

Last Game: Louisiana Tech - L, 20-30

JACKSONVILLE STATE GAMECOCKS

2-2 (1-0 CONFERENCE USA)

Head Coach: Charles Kelly

Record at Jax State: 2-2 (1st season)

Career Record: 2-2

Record vs. Southern Miss: 0-0

Last Game: Murray State - W, 45-10

ON THE AIR

TV: ESPN+

Play-by-Play: Jason Baker

Analyst: Austin Davis

Producer: Lee Field

RADIO: Southern Miss Sports Network
Local: WXRR-FM 104.5 (Hattiesburg/Laurel) | Varsity Sports Network
Play-by-Play: John Cox | **Analyst:** Lee Roberts
Sideline: Bo Morgan | **Spotter:** Joe Bryant

TAKE IN SOME GOLDEN EAGLE NUGGETS

- Quarterback **Braylon Braxton** has nine touchdown passes through the first four games of the '25 season. He's the first Golden Eagle QB to do so since Jack Abraham had 10 to open the 2018 season
- Coordinators **Blake Anderson** (offense) and **Jason Semore** (defense) each have their own ties to the Golden Eagles in 2025. Anderson returns after a four-year stint starting in 2008 and Semore reunites with Charles Huff after serving as his DC for two seasons
- On the defensive side of the ball, **Josh Moten** highlights after being named a honorable mention G5 All-American last season. Finished tied for third in the FBS with five interceptions in 2024
- Southern Miss has started 10 different quarterbacks since the start of the 2012 season. Nick Mullens and Jack Abraham are the only two former Golden Eagles to start more than one season opener. Full list below:

Games	Quarterback		
2012	Chris Campbell	2021	Trey Lowe III
2013	Allan Bridgford	2022	Ty Keyes
2014-16	Nick Mullens	2023	Billy Wiles
2017	Keon Howard	2024	Tate Rodemaker
2018-20	Jack Abraham	2025	Braylon Braxton

- Southern Miss will play seven home games in Hattiesburg for the first time since 2020 and only the third time in its history this fall. The only other time Southern Miss played seven home games in the Hub City during a season came in 1920

FIRST TIMER IN THE BLACK & GOLD

- Charles Huff is the 23rd head football coach at Southern Miss. Here is a look at "who and when" the last six Southern Miss non-interim head coaches defeated to register their first win as a Golden Eagle:

LAST SIX SOUTHERN MISS HEAD COACHING FIRST CAREER WINS

COACH	YEAR (GAME)	OPPONENT, SCORE
Charles Huff	2025 (2)	Jackson State, 38-20 (H)
Will Hall	2021 (2)	Grambling, 37-0 (H)
Jay Hopson	2016 (1)	Kentucky, 44-35 (A)
Todd Monken	2013 (12)	UAB, 62-27 (A)
Larry Fedora	2008 (1)	Louisiana, 51-21 (H)
Jeff Bower	1991 (1)	Delta State, 25-7 (H)

THERE IT IS - A 300-YARD PASSER

- It took 1,449 days for Southern Miss to have a 300-yard passer since Jake Lange threw for 304 yards against Rice on Oct. 2, 2021
- Braylon Braxton finally broke through for the Golden Eagles as he threw for 392 yards against Louisiana Tech on Sept. 21, 2025
- His 392 passing yards against Louisiana Tech are the 10th-most passing yards by a Golden Eagle in program history

Last Five 300-Yard Performances

09/21/2025	392	Braylon Braxton
10/02/2021	304	Jake Lange
09/03/2020	327	Jack Abraham
10/19/2019	421	Jack Abraham

BY THE NUMBERS

65

Southern Miss has **65** four-year transfers on its 2025 roster, including 21 from Marshall. With five JUCO transfers, there is a total of 70 transfers

Charles Huff is the **23rd** head coach in Southern Miss history. He is the seventh coach to lead the Golden Eagles since 2000

23

20

Southern Miss has scored at least **20** points in three-straight games for the first time since the 2023 season against App State, ULM and UL

For the first time in **14** seasons, Southern Miss scored on a blocked punt in the win over Jackson State. The last time was Tracy Becton-Martin on Dec. 24, 2011

14

A WIN FOR SOUTHERN MISS...

- Would give Southern Miss its third-straight home win
- Would put Southern Miss at 2-2 to end non-conference play
- Would put Southern Miss at 3-2 heading into Sun Belt play ahead of the Georgia Southern game on Oct. 9
- Would give Southern Miss three wins in September for the first time since 2016

DID YOU KNOW?



With 1,084 passing yards, **Braylon Braxton** is the only Sun Belt quarterback with over 1,000 passing yards this season. That mark ranks No. 13 in the FBS as Sawyer Robertson (Baylor) leads the nation with 1,320 passing yards. Braxton also leads the conference in touchdown passes with nine

WHAT'S INSIDE

Media Information	2	Roster Breakdown	18-19
Team Notes	3	The Last Time	20
Opponent Breakdown	4	Individual Highs/Lows	21
Offensive Notes	5	Team Highs/Lows	22
Defensive Notes	6	Single Game Notes	23
Offensive Notes	7	Scoring Drives	24
Team Notes	8-9	Explosive Plays	25
Starters & OT Notes	10	Starters	26
Head Coach Charles Huff	11	Game Recaps	27-30
Assistant Coaches	12	Player Files	31-35
Southern Miss Hub	13	PDF Stats	36-55
About The Rock	14		
Depth Chart	15		
Roster	16-17		



Mississippi State
Aug. 30 / 11 AM
L, 17-34



Jackson State
SEPT. 6 / 4 PM
W, 38-20



App State
SEPT. 13 / 6 PM
W, 38-22



at Louisiana Tech
SEPT. 20 / 6:30 PM
L, 20-30



Jacksonville State
SEPT. 27 / TBA
6 p.m.



at Georgia Southern
OCT. 9 / 6:30 or 7 PM
ESPN/ESPN2



at Louisiana
OCT. 18 / TBA
TBA



ULM
OCT. 25 / TBA
TBA



at Arkansas State
NOV. 8 / TBA
TBA



Texas State
NOV. 15 / TBA
TBA



at South Alabama
NOV. 22 / TBA
TBA



Troy
NOV. 29 / TBA
TBA

WEEKLY SCHEDULE (ALL TIMES CENTRAL)

SUNDAY	MONDAY	TUESDAY	WEDNESDAY	THURSDAY	FRIDAY	SATURDAY
21 OFF	22 11:54 a.m. - Sun Belt Zoom	23 12 p.m. - Weekly Presser with Charles Huff and Players Closed Practice	24 Closed Practice	25 8 p.m. - Golden Eagle Hotline	26 Closed Practice	27 6 PM vs. Jacksonville State ESPN+ Players and Coach Huff available postgame

SOUTHERN MISS ATHLETIC COMMUNICATIONS



JACK DUGGAN
Associate Athletic Director/Communications (Primary)
Cell..... 601-596-5637
Email jack.duggan@usm.edu
Twitter @Jack_Duggan_SID



JACK MACDONALD
Assistant Athletic Director/Communications (Secondary)
Cell..... 630-659-5119
Email jack.macdonald@usm.edu
Twitter @jackmac95



MAXWELL GREENOUGH
Assistant Director/Communications (Credentials)
Cell..... 228-990-9620
Email robert.greenough@usm.edu
Twitter @USM_Maxwell

CREDENTIALS

Media outlets interested in covering Southern Miss football on either a season or individual-game basis are required to submit all applications for credentials through the Southern Miss athletic communications football credential website at smttt.info/25PressBox. Southern Miss is unable to process written requests for football credentials. Please be sure to review the department's credential policies. Credential requests must be submitted by 5 p.m. on the Tuesday of each game week.

Admission to the press box is for working media only. Only those media with official Southern Miss credentials will be admitted. Friends, spouses and non-workers are not permitted in the press area.

POSTGAME INTERVIEWS

The Southern Miss locker room is closed. Media will be asked to submit a list of player requests to Jack Duggan or Jack MacDonald at the start of the fourth quarter. During home games, Coach Huff will address the media in the Golden Eagle Weight Room on the first floor of the Duff Athletic Center, followed by the requested players. Enter through the double doors on the on Southeast side of the Duff. On the road, these interviews will take place either in the designated visiting interview area or outside the locker room.

WEEKLY MEDIA AVAILABILITY

Head coach Charles Huff will host a press conference at 12 p.m. every Tuesday throughout the season. Contact Jack Duggan or Jack MacDonald for further information.

Weekly Press Conference Dates

Aug. 26	Oct. 14
Sept. 2	Oct. 21
Sept. 9	Oct. 28
Sept. 16	Nov. 4
Sept. 23	Nov. 11
Sept. 30	Nov. 18
Oct. 7	Nov. 25

SUN BELT TELECONFERENCE

The Sun Belt Conference will hold a weekly teleconference with head coaches every Monday. Contact Jack Duggan or Jack MacDonald for the link to the weekly teleconference. The full schedule is below:

- 11:30 a.m. ET/10:30 a.m. CT – Dowell Loggains, App State
- 11:37 a.m. ET/10:37 a.m. CT – Tim Beck, Coastal Carolina
- 11:44 a.m. ET/10:44 a.m. CT – Bryant Vincent, ULM
- 11:51 a.m. ET/10:51 a.m. CT – Bob Chesney, James Madison
- 11:58 a.m. ET/10:58 a.m. CT – Dell McGee, Georgia State
- 12:05 p.m. ET/11:05 a.m. CT – GJ Kinne, Texas State
- 12:12 p.m. ET/11:12 a.m. CT – Clay Helton, Georgia Southern
- 12:19 p.m. ET/11:19 a.m. CT – Michael Desormeaux, Louisiana
- 12:26 p.m. ET/11:26 a.m. CT – Gerard Parker, Troy
- 12:33 p.m. ET/11:33 a.m. CT – Tony Gibson, Marshall
- 12:40 p.m. ET/11:40 a.m. CT – Butch Jones, Arkansas State
- 12:47 p.m. ET/11:47 a.m. CT – Ricky Rahne, Old Dominion
- 12:54 P.M. ET/11:54 A.M. CT – CHARLES HUFF, SOUTHERN MISS**
- 1:01 p.m. ET/12:01 p.m. CT – Major Applewhite, South Alabama

COLLEGE PRESSBOX



collegepressbox is the official media website for Division I football. Access and download game notes, quotes, statistics, media guides, headshots, logos and more for all FBS schools, conferences, postseason games, awards and the College Football Playoff. For access, please register for an account at collegepressbox.com/register.

2025 RADIO AFFILIATES

MARKET	CALL LETTERS	FREQUENCY
Columbia	WFFF	96.7 FM
Greenwood	WBZL	103.3 FM
Greenville	WLTM	97.9 FM
Gulfport	WBUV	104.9 FM
Hattiesburg/Laurel	WXXR	104.5 FM
Jackson	WJDX	620 AM
Lucedale	WRBE	106.9 FM/1440 AM
McComb	WAKH	105.7 FM
Meridian	WNER	93.1 FM/1390 AM
Greenville	WDTL	97.9 FM
Vicksburg	KLSM	104.5 FM

CHARLES HUFF RADIO SHOW

Featuring the head coach of the Golden Eagles with the Voice of the Golden Eagles, John Cox, the Charles Huff Radio Show looks ahead to the coming week, while also taking questions in front of a live audience at Walk-On's Sports Bistreaux in Hattiesburg. The show will be held every Thursday during the season from 8-9 p.m., with the exception of weeks to be named. The show will air live on many of the Southern Miss Network affiliates, and will also be available on demand on the Varsity App.





SETTING THE SCENE

Southern Miss vs. Jacksonville State

6:00 p.m. CT

SITE

M.M. Roberts Stadium at Carlisle Faulkner Field (36,000)
Hattiesburg, Miss.

RANKINGS

Southern Miss: NR (AP) | NR (Coaches) | NR (CFP)
Jax State: NR (AP) | NR (Coaches) | NR (CFP)

TELEVISION

ESPN+
Jason Baker, play-by-play
Austin Davis, analyst

RADIO

SOUTHERN MISS SPORTS NETWORK (Regional)

The Southern Miss Sports Network provides coverage over stations across the state of Mississippi. For a complete list of affiliates, please go to SouthernMiss.com

John Cox, play-by-play
Lee Roberts, analyst
Bo Morgan, sideline
Joe Bryant, spotter and stats

GAME FIVE NOTES

- Southern Miss plays Jax State for the fourth time in its football history with the Golden Eagles leading the series 2-1.

- The two programs met for the first time in 78 years last season as the teams played in Jacksonville, Ala. The Gamecocks won that contest 44-7 as the Golden Eagles turned the ball over six times in the contest. Reserve QB John White recorded his first career touchdown rush – from 2 yards – to put the Golden Eagles on the board with 10:39 left in the second quarter. White finished the game with 117 yards passing on 9-of-18 throws with two interceptions.

- The Golden Eagles are 2-0 in games played in Hattiesburg, outscoring the Gamecocks 123-0 over those two contests. Southern Miss won 58-0 in Hattiesburg in 1937 and 65-0 in 1946.

- The Gamecocks are now part of Conference USA and are the second school from that league the Golden Eagles have played this season, having dropped a 30-20 decision at Louisiana Tech last weekend.

SUN BELT WEEKLY SCHEDULE

Saturday, September 27	Time (CT)	TV Network
South Alabama at North Texas	11 a.m.	ESPNU
Georgia Southern at James Madison*	12:30 p.m.	ESPN+
Arkansas State at ULM*	2 p.m.	ESPN+
Liberty at Old Dominion	5 p.m.	ESPN+
Jacksonville State at Southern Miss	6 p.m.	ESPN+
App State at Boise State	6:30 p.m.	FS1
Marshall at Louisiana*	7 p.m.	ESPN+

*Denotes Sun Belt Conference Game

SUN BELT STANDINGS

	SBC	OVERALL
EAST		
Coastal Carolina	1-0	2-2
James Madison	0-0	2-1
Old Dominion	0-0	2-1
Georgia Southern	0-0	2-2
Marshall	0-0	2-2
Georgia State	0-0	1-3
App State	0-1	2-1
WEST		
Southern Miss	1-0	2-2
Texas State	0-0	3-1
ULM	0-0	2-1
Troy	0-0	2-2
Arkansas State	0-0	1-3
Louisiana	0-0	1-3
South Alabama	0-1	1-3

NATIONAL POLLS

AP POLL (Week 5)			AFCA Coaches Poll (Week 5)		
1	Ohio State (52)	3-0	1	Ohio State (61)	3-0
2	Miami (7)	4-0	2	Penn State (3)	3-0
3	Penn State (5)	3-0	3	Georgia (1)	3-0
4	LSU	4-0	4	LSU	4-0
5	Georgia	3-0	5	Oregon (1)	4-0
6	Oregon (1)	4-0	6	Miami (1)	4-0
7	Oklahoma (1)	4-0	7	Texas	3-1
8	Florida State	3-0	8	Florida State	3-0
9	Texas A&M	3-0	9	Texas A&M	3-0
10	Texas	3-1	10	Oklahoma	4-0
11	Indiana	4-0	11	Ole Miss	4-0
12	Texas Tech	4-0	12	Indiana	4-0
13	Ole Miss	4-0	13	Iowa State	4-0
14	Iowa State	4-0	14	Texas Tech	4-0
15	Tennessee	3-1	15	Tennessee	3-1
16	Georgia Tech	4-0	16	Alabama	2-1
17	Alabama	2-1	17	Georgia Tech	4-0
18	Vanderbilt	4-0	18	Michigan	3-1
19	Michigan	3-1	19	Missouri	4-0
20	Missouri	4-0	20	Vanderbilt	4-0
21	USC	4-0	21	Notre Dame	1-2
22	Notre Dame	1-2	22	USC	4-0
23	Illinois	3-1	23	Illinois	3-1
24	TCU	3-0	24	BYU	3-0
25	BYU	3-0	25	TCU	3-0

FUTURE SCHEDULES

▪ Here is a look at non-conference games over the next few seasons

2026

9/5 - Alcorn State
9/12 - at Auburn
9/19 - LA Tech
9/26 - at Tulane

2027

9/4 - at West Virginia
9/11 - Tulane
9/18 - at Memphis

2028

9/16 - Middle Tennessee
9/23 - at USF

2029

9/15 - at LA Tech

2030

9/7 - at Middle Tennessee
9/14 - Mississippi State
9/21 - Memphis

2031

9/13 - at Mississippi State
9/20 - LA Tech

2032

9/18 - at LA Tech

2033

9/17 - LA Tech

**opponents and dates are subject to change. Games with LA Tech will change due to its move to the Sun Belt*

GOLDEN EAGLES IN THE NFL

National Football League

Cornell Armstrong	Miami Dolphins
Swayze Bozeman	New York Giants
Natrone Brooks	Atlanta Falcons
Jason Brownlee	Kansas City Chiefs
Frank Gore Jr.	Buffalo Bills*
Tim Jones	Minnesota Vikings
Nick Mullens	Jacksonville Jaguars
Rakeem Nunez-Roches	New York Giants
Eric Scott Jr.	Kansas City Chiefs
Quez Watkins	Arizona Cardinals

Canadian Football League

Jalil Clemons*	BC Lions
Latreal Jones*	Ottawa Redblacks

United Football League

Tykeem Doss	DC Defenders
-------------	--------------

*Denotes practice squad player

GOLDEN EAGLE GRADS

Kyle Davis
Isaiah Gibson
Najae Hallenbeck
Joseph Harper
Dominick Hill
Brodarius Lewis
Josh Moten
Eric Thomas
Brendan Toles
Quin Warren
Christian Anderson
Micah Davis
Cooper Frazier
Logan Gregory
Jez Janvier
Matt Jones
Kyle McCormick
Elijah Metcalf
Aaryn Parks
Jeffery Pittman
Brock Roman

SERIES HISTORY

MOST RECENT MEETINGS

Overall: 2-1
In Hattiesburg: 2-0
In Jacksonville: 0-1
Neutral Site: 0-0

Date	Result	Location
10/22/37	W, 58-0	Hattiesburg
10/4/46	W, 65-0	Hattiesburg
9/21/24	L, 7-44	Jacksonville

Record in Hattiesburg: 2-0
Record in Jacksonville: 0-1
Neutral Site Games: 0-0
Most Points Scored: 65 (10/4/46)
Fewest Points Scored: 7 (9/21/24)
Largest Margin of Victory: 65 (10/4/46)
Largest Loss Margin: 37 (9/27/24)
Longest Winning Streak: 2 (1937-1946)
Longest Losing Streak: 1 (2024)
Current Streak: Lost 1
Shutouts: 2 Games
Decided By 7 or fewer points: 0-0

STATISTICAL MATCHUP

FBS	SBC	USM	COMPARISON	JAX	CUSA	FBS
77	5	28.3	SCORING OFFENSE	30.8	2	68
107	13	118.3	RUSHING OFFENSE	261.3	1	8
31	2	273.5	PASSING OFFENSE	148.5	10	123
69	4	391.8	TOTAL OFFENSE	409.8	2	61
62	5	143.4	PASSING EFF.	109.4	9	122
42	4	1.3	SACKS ALLOWED	.75	1	17
47	4	44.6	3RD DOWN CONV%	43.9	2	54
86	7	81.3	RED ZONE OFF%	94.4	2	26
85	7	26.5	SCORING DEFENSE	23.0	4	70
73	6	143.3	RUSHING DEFENSE	154.5	4	84
107	10	255.8	PASS DEFENSE	245.3	7	100
100	11	399.0	TOTAL DEFENSE	399.8	8	102
62	5	122.3	PASS EFF. DEF	143.6	7	104
25	3	2.8	SACKS	2.0	5	70
66	8	5.8	TACKLES FOR LOSS	4.3	8	112
50	4	34.4	3RD DOWN CONV DEF%	46.4	9	120
54	5	80.0	RED ZONE DEF%	66.7	1	13
109	8	36.3	NET PUNTING	38.0	9	97
58	4	9.7	PUNT RETURNS	4.0	8	109
20	1	28.7	KICKOFF RETURNS	14.4	9	117
27	1	+0.75	TURNOVER MARGIN	+0.75	2	27

JACKSONVILLE STATE LEADERS

RUSHING	G	Att.	Yds.	Avg.	TD	Yds/G
Cam Cook	4	89	537	6.0	4	134.3
Gavin Wimsatt	4	38	216	5.7	4	54.0
Andrew Paul	2	13	92	7.1	2	46.0
PASSING	G	Cmp-Att.	Pct.	Yds.	TD-INT	Yds/G
Gavin Wimsatt	4	54-96	56.3	557	2-2	139.3
Caden Creel	4	3-3	100.0	32	0-0	8.0
RECEIVING	G	No.	Yds.	Avg.	TD	Yds/G
Caleb Coombs	4	15	132	8.8	0	33.0
Brock Rechsteiner	4	13	191	14.7	2	47.8
Pearson Baldwin	4	7	70	10.0	0	17.5
DEFENSE	G	Solo	Asst	Total	TFL-Yds	FF
Trevor Woods	4	16	8	24	0-0	1
Walker O'Steen	4	9	10	19	1-4	0
Caleb Nix	4	9	6	15	1-1	0
Travis Franklin Jr.	4	4	10	14	0-0	0

2025 Record: 2-2 (1-0 CONFERENCE USA)

Coach (record): Charles Kelly
(2-2 at Jacksonville State, 2-2 overall)

DATE	OPPONENT	TIME/SCORE	TV
Aug. 28	at UCF	L, 17-10	ESPN+
Sept. 6	*LIBERTY	W, 34-24	CBSSN
Sept. 13	at Georgia Southern	L, 41-34	ESPN+
Sept. 20	MURRAY STATE	W, 45-10	ESPN+
Sept. 27	at Southern Miss	6 p.m.	ESPN+
Oct. 9	*at Sam Houston	7 p.m.	CBSSN
Oct. 15	*DELAWARE	6 p.m.	ESPN2
Oct. 29	*at Middle Tennessee	6:30 p.m.	ESPN2
Nov. 8	*at UTEP	2 p.m.	ESPN+
Nov. 15	*KENNESAW STATE	1 p.m.	ESPN+
Nov. 23	*at FIU	2:30 p.m.	CBSSN
Nov. 29	*WESTERN KENTUCKY	1 p.m. -	SPN+
* Conference USA Game			

GOLDEN EAGLE TRENDS

	2025	Streak	Huff
Overall	2-2	L1	2-2
At Home	2-1	W2	2-1
On Road	0-1	L1	0-1
Neutral			

August	0-1	L1	0-1
September	2-1	L1	2-1
October			
November			
December			

vs. Sun Belt	1-0	W1	1-0
vs. Non-Conference	1-2	L1	1-2
vs. Ranked Opponents			

RECORD IN GAMES

Decided by 7 pts or less			
Decided by 3 pts or less			
Day Game	1-1	W1	1-1
Night Game	1-1	L1	1-1

RECORD WHEN SCORING

Less than 21 points	0-2	L2	0-2
21+ points	1-0	W1	1-0
30+ points	2-0	W2	2-0
40+ points			

RECORD WHEN ALLOWING

Less than 14 points			
Less than 21 points	1-0	W1	1-0
21+ points	1-2	L1	1-2

RECORD WHEN

Scoring first	1-0	W1	1-0
Opponents score first	1-2	L1	1-2
Leading after the 1Q	1-0	W1	1-0
Trailing after the 1Q	0-1	L1	0-1
Tied after the 1Q	1-0	W1	1-0
Leading at halftime	2-0	W2	2-0
Trailing at halftime	0-2	L2	0-2
Tied at halftime			
Leading after the 3Q	2-0	W2	2-0
Trailing after the 3Q	0-2	L2	0-2
Tied after the 3Q			
In overtime games			

RECORD WITH

Less than 400 yards total offense	2-1	W2	2-1
400+ yards total offense			
500+ yards total offense	0-1	L1	0-1
600+ yards total offense			
Less than 100 yards rushing			
100+ yards rushing	2-2	L1	2-2
200+ yards rushing			
300+ yards rushing			
Less than 200 yards passing	0-1	L1	0-1
200+ yards passing	2-0	W2	2-0
300+ yards passing	0-1	L1	0-1
A 300-yard passer			
A 100-yard rusher			

RECORD WHEN ALLOWING

Less than 200 total yards			
200+ total yards			
300+ total yards	1-1	L1	1-1
400+ total yards	1-1	W1	1-1
Less than 100 rush yards			
100+ rush yards	2-2	L1	2-2
200+ rush yards			
Less than 200 pass yards	1-0	W1	1-0
200+ pass yards	0-2	L2	0-2
300+ pass yards	1-0	W1	1-0
A 300-yard passer			
A 100-yard rusher			

RECORD WHEN HAVING

No turnovers	1-0	W1	1-0
Less than 3 turnovers	2-2	L1	2-2
3 or more turnovers			
No takeaways	0-1	L1	0-1
Less than 3 takeaways	0-1	L1	0-1
3 or more takeaways	2-0	W2	2-0
Win turnover battle	2-0	W2	2-0
Lost turnover battle	0-1	L1	0-1
Turnovers even	0-1	L1	0-1

SOUTHERN MISS OFFENSIVE NOTEBOOK

THE (Q)B1 FILE

- Quarterback **Braylon Braxton**, a Marshall transfer, is tabbed as QB1 of the Golden Eagles in 2025
- Preseason hype surrounded the Frisco, Texas native as he has been tabbed 2025 Sun Belt Preseason Offensive Player of the Year, voted on by the SBC coaches
- On top of that, Braxton has been named to nearly 10 other preseason all-Sun Belt teams or award watch lists
- Braylon Braxton threw his first two Southern Miss touchdowns – a three-yard strike to Micah Davis in the second quarter and a 7-yard touchdown pass to TJ Johnson late in the fourth quarter – finishing with 199 yards on 26-of-39 throws with one interception
- Braxton threw three touchdown passes against Jackson State, becoming the first Golden Eagle QB since Ty Keyes in 2022 to do so with no interceptions
- Braxton threw for a career-high 392 yards against LA Tech, becoming the first player to surpass 300 passing yards since Jake Lange in the 2021 season. It was also the 10th-most passing yards in a single game in program history. Below is the top-10 passing yards in a single game

PLAYER	YARDS	GAME
1 Nick Mullens	591	Rice (10/1/16)
2 Jack Abraham	463	Troy (9/14/19)
3 Austin Davis	461	Rice (10/18/08)
4 Nick Mullens	447	Nebraska (9/26/15)
5 Jack Abraham	428	Rice (9/22/18)
6 Nick Mullens	426	Middle Tennessee (10/4/14)
7 Jack Abraham	421	North Texas (10/12/19)
8 Jeff Kelly	400	Tulane (11/17/01)
9 Lee Roberts	398	Houston (11/9/96)
10 Braylon Braxton	392	Louisiana Tech (9/20/25)

OC RIGHT AT HOME

Offensive Coordinator Blake Anderson retrans to Hattiesburg after stops at North Carolina, Arkansas State and Utah State

Anderson mentored Golden Eagle legend Austin Davis at quarterback and helped the Golden Eagles average 36.9 points per game as offensive coordinator during the 2010 and 2011 seasons

As a head coach, Anderson owns a 74-54 record and has taken his teams to nine bowl games, including three wins

NICE DEBUT FOR PITTMAN

- Running back Jeffery Pittman accounted for 67 offensive yards in his first game with the Golden Eagles
- Pittman tallied 51 receiving yards on five catches - on five targeted throws - to along with 16 yards rushing on nine carries
- Pittman enjoyed the longest offensive play of the game against Mississippi State on a 37 yard screen pass
- Pittman added a game-high 71 yards in game two against Jackson State. He averaged 7.1 yards a carry on 10 touches
- Pittman recorded a five-yard touchdown run in the first quarter against App State for his first rushing touchdown of the year. Pittman added a nine-yard scoring run in the fourth, giving the Golden Eagles their first two rushing TD performance since Ethan Crawford tallied a pair against Arkansas State last season

SPREADING THE LOVE

- Eleven Golden Eagle players caught a pass in the season opener against Mississippi State
- It was the most players to catch a pass in a game since 11 caught a pass against Southern on Sept. 9, 2017, when the Golden Eagles won 45-0
- Seven of the players caught at least two passes, including a team-high six by Carl Chester and five from Jeffery Pittman
- Once again, 11 Golden Eagle players caught a pass in the game against Jackson State. It's the second-straight game that 11 players caught a pass
- So far this season, 16 players have caught a pass through four games this season. It's the most since the 2023 season, but the 16th player didn't catch a pass until the final game that year



STARTING QBs SINCE 2021

Over the last five years, Southern Miss has put a number of QBs in the huddle. The Golden Eagles have started eight different ones since the start of the 2021 season. Full list below:

Games	Quarterback
10	Billy Wiles (2023)
8	Zach Wilcke (2022)
7	Ethan Crawford (2023-24)
7	Tate Rodemaker (2024)
6	Trey Lowe (2021-22)
4	Braylon Braxton (2025)
4	Ty Keyes (2021-22)
4	Jake Lange (2021)
3	Frank Gore Jr. (2021)

HOW IT WAS BUILT

The 2025 Golden Eagles are built different, literally. They only have 23 players that stayed with the program after last season. Brendan Toles and Zavian Hales are the only Southern Miss seniors to start their careers in Hattiesburg, with both joining the team in 2021.

Below is a full list of how the 'Golden Eagles were built

*Denotes Scholarship Player

2021	2025
Freshman Signees	Freshman Signees
Brendan Toles* (RS-23)	Jaylin Carter*
	Amir Leonard-Jean Charles*
	Jahmir Davis*
	Khalil Foster*
Walk-On	Denzel Gardner*
Zavian Hales (RS-21)	Connor Gooding*
	Jermame Hayes*
2022	Malachi Henderson*
Freshman Signees	Robert Henderson*
Davis Dalton* (RS-22)	Shane King*
Cameron Knox* (RS-22)	Zach Ruffin*
Junior College	Junior College
Brodarius Lewis*	Peyton Anderson*
	Liam Cassidy*
Walk-Ons	Mason Clinton*
Kyle McCormick (RS-22)	Dylan King*
2023	Transfers
Freshman Signees	Christian Anderson* (Alabama A&M)
Chris Hayes* (RS-23)	Josiah Bastien (UW-Platteville)
Cameron Mackey* (RS-23)	Josh Battle* (Chattanooga)
Luke Rogers* (RS-23)	Luke Beard* (Mississippi State)
	Braylon Braxton* (Marshall)
Junior College	Robert Briggs* (Utah State)
Joseph Harper*	Bralon Brown* (Marshall)
	MaLik Caswell* (Marshall)
Transfer	Tychaun Chapman* (Marshall)
Eric Thomas, Jr.* (Arkansas)	Carl Chester* (Marshall)
	Hayes Creel* (McNeese State)
Walk-On	Kyle Davis* (Howard)
David Griffin (RS-23)	Micah Davis* (Ole Miss)
Jeramie Posey (RS-23)	Mike Duran (FIU)
	Ahmere Foster* (Marshall)
2024	Ian Foster* (Marshall)
Freshman Signees	Cooper Frazier* (Samford)
Larry Edwards* (RS-24)	Isaiah Gibson, Sr.* (Marshall)
Chris Jones*	Logan Gregory (West Florida)
John White* (RS-24)	Najae Hallenbeck* (Wagner)
	Reed Harradine* (Grambling)
Transfer	JJ Hawkins* (Marshall)
Avery Sledge* (Mississippi State)	Mathis Haygood* (Marshall)
	Dominick Hill* (Liberty)
2024	Trey Horne* (Georgia Tech)
Junior College	Ishamel Ibraheem* (Marshall)
Zion Edwards	Jabari Ishmael* (Marshall)
Jameer Lewis*	Jez Janvier* (Eastern Michigan)
Greg Nunnery*	TJ Johnson* (West Virginia)
	Matt Jones* (Ole Miss)
Transfer	Zachariah Keith* (West Virginia)
Kyirin Heath* (Ole Miss)	Elijah Kinsler* (West Virginia)
	Jackson Klein (Marshall)
Walk-Ons	Landry Lyddy* (UAB)
Hayden Breal (RS-24)	Chase Malamala* (UCF)
Caston Brown (RS-24)	

Continued on next page...

SOUTHERN MISS DEFENSIVE NOTEBOOK

FINDING THE #NASTYBUNCH AGAIN

- Former defensive coordinator and head coach **Jim Carmody (1978-80, 82-87)** was nicknamed 'The Big Nasty' and his defensive quickly coined the nickname 'The Nasty Bunch'
- Since then, Southern Miss' defense has been called The Nasty Bunch, but it's a right that has to be earned. Carmody's defenses were known for being tough and tenacious
- The 2025 defense has to earn that name, but there are a select few that have proven themselves in the Black & Gold. Notable returners include Brendan Toles, Chris Jones, Brodarius Lewis and Jameer Lewis
- Jones earned praise as a freshman last season while finishing second in total tackles with 46. Brodarius Lewis anchored the line where he had 39 tackles and four sacks
- Lewis leads the way with 40 games played for the Golden Eagles, while Toles has played 35. Jameer Lewis has played 14, while Jones has played in 13

BRO UP FRONT

- Defensive lineman **Brodarius Lewis** is back in the trenches for the Golden Eagles after playing a career-high 12 games last season
- His 39 tackles led all defensive line players and were third on the team
- Lewis' four sacks were tops for the Golden Eagles, as were his eight TFLs

OPENER THOUGHTS

- Michael Montgomery forced the Golden Eagles first turnover of the season, an interception in the opening quarter that led to the first three Southern Miss points.
- Sophomore Chris Jones registered a career-best 13 tackles.
- Josh Moten also added 11 stops. The 11 tackles also are his collegiate career high.
- The 13 first-half points are the fewest allowed for the Golden Eagles in the opening 30 minutes since giving up just 10 against Southeastern Louisiana on Sept. 7, 2024.

DEFENSE LOCKS DOWN TIGERS

- Ahmere Foster was flying around against Jackson State, tallying one interception and three tackles
- Michael Montgomery led the way with eight tackles, while Josh Moten, Mathis Haygood, Josh Battle and Chris Jones had six stops
- The three sacks are the most by the Golden Eagle defense since having four at James Madison on Oct. 10. The seven TFLs are also the most since having eight in the same game against the Dukes
- The 10 first-half points are the fewest allowed for the Golden Eagles in the opening 30 minutes since giving up just 10 against Southeastern Louisiana on Sept. 7, 2024.

FOSTER GARNERS NATIONAL PRAISE

- Ian Foster earned Sun Belt Defensive Player of the Week on Sept. 15 for his efforts in the win over App State.
- He was also named the Walter Camp National Defensive Player of the Week and the Scooter's Coffee Frisco Bowl National Player of the Week



MOTEN WATCH

Transfer cornerback **Josh Moten** was named to the Chuck Bednarik Watch List, which is given to the nation's best defensive player. Moten was named a HERO G5 Honorable Mention All-American last season after finishing with five interceptions – that was tied for third in the FBS and tops in the Sun Belt. He posted an interception in four of the final five games, including a highlight-reel pick in the championship game against Louisiana.

HOW IT WAS BUILT

Aloali'i Maui* (Utah State)
Jaden McKinney* (Austin Peay)
Elijah Metcalf* (Marshall)
Chuck Montgomery* (Marshall)
Michael Montgomery* (Portland St.)
Kaden Morgan (UT Martin)
Kadinn Morris* (Western Michigan)
Josh Moten* (Marshall)
Jack Murley* (Universal School)
Malakai Murphy* (Colorado)
Camden Myers (Western Carolina)
Corey Myrick* (Cincinnati)
Grant Page* (Utah State)
Aayrn Parks* (South Carolina)
Jonathan Pennix* (Virginia Tech)
Jeffery Pittman* (Mississippi State)
Garrick Ponder * (North Alabama)
Cace Reed (Marshall)
Anthony Richard, Jr.* (Marshall)
Jacobe Robinson* (Boston College)
Broderick Roman* (Eastern Michigan)
Carlos Slayden II* (Troy)
Christopher Stokes* (Marshall)
J'Mond Tapp* (Arizona State)
Guylijah Theodule* (Marshall)
Quinzavious Warren* (UTEP)
Tyrese Weeks (Central State)
RJ Whitehead* (UTEP)
Elijah Zamora (SE Oklahoma State)

Walk-Ons

Shaddai Carter
Colin Kapilovic
Fred Nicholson
Dillon Rowley
Andrew Tate
Creighton Wilbanks

SOUTHERN MISS SPECIAL TEAMS NOTEBOOK

AUSSIE AUSSIE AUSSIE

- Punter **Jack Murley** joined the Golden Eagles on the first day of camp; well he landed in Hattiesburg midway through the first practice. The lefty punter is the first Southern Miss player from down under since Griffin Flemming was a Golden Eagle during the 2020 and 2021 seasons
- Murley, born April 23, 1995, is listed as the oldest player in college football. See below for the full list:

Age	Name	School	Class	Position	DOB
30	Jack Murley	Southern Miss	Fr.	Punter	4/23/95
30	Monte Harrison	Arkansas	So.	Wide Receiver	8/10/95
29	Billy Gowers	Hawaii	Fr.	Punter	6/10/96
27	Mitch McCarthy	Indiana	Sr.	Punter	10/10/97
27	Daniel Hughes	New Mexico	So.	Punter	6/2/98
27	Wilson Berry	Kentucky	Sr.	Punter	6/8/98
27	Bubba Thompson	North Texas	Fr.	Quarterback	6/9/98
27	Bailey Ettridge	Nevada	Fr.	Punter	6/23/98
27	Nate Torney	Louisiana	Sr.	Punter	7/5/98
27	Aliki Vihami	Utah	Gr.	Defensive Tackle	8/3/98
26	Cory Godinet	UTSA	Sr.	Offensive Line	1/27/99
26	Nathan Tiyce	Mississippi St	Fr.	Punter	4/12/99
26	Jackson Ross	Tennessee	Jr.	Punter	6/22/99

NEW FACES ALL AROUND

- Southern Miss is one of three schools to return no special teams players from the 2024 season. Quarterback Kyle McCormick was listed on the depth chart as the backup holder last season, but did not see any action in that role
- Of the seven special teams' positions (Field Goal Kicker, Punter, Kicker for Kickoffs, Holder, Snapper, Kickoff Returner and Punt Returner), here is a list of those who return the fewest starters nationally:

Cincinnati (0)	Old Dominion (1)
MTSU (0)	Colorado St. (1)
SOUTHERN MISS (0)	Nevada (1)
UNLV (0)	Georgia Tech (1)
South Carolina (1)	Ball State (2)
Utah (1)	Temple (2)
Tulane (1)	Colorado (2)
NIU (1)	UTSA (2)

SPECIAL TEAM THOUGHTS

- Both Reed Harradine and Jack Murley suited up in the black and gold for the first time against Mississippi State
- Harradine converted his first field goal of the season of 43 yards and added a pair of extra points.
- The oldest player in the FBS – punter Jack Murley had five boots for an average of 42.8 yards per game.
- Ahmere Foster blocked his first career punt and it was returned 30 yards for a touchdown by Zach Ruffin. It was the first blocked punt return for a touchdown since Tracy Becton-Martin returned one in the end zone against Nevada on Dec. 24, 2011, in the Hawai'i Bowl



IAN THE JET

Return man **Ian Foster** was named to the Jet Award Watch List prior to the 2025 season, given annually to the top return specialist in the country. At Marshall, Foster was named All-Sun Belt First Team as a return man after leading the FBS in return average among qualifying players (32.4). The Brundidge, Ala. native had 16 kick returns for 518 yards and led the FBS in 50+-yard returns (3) and 40+-yard kickoff returns (5).

MORE SOUTHERN MISS NOTABLES

FEASTED ON APP STATE

- * The Golden Eagles improved to 2-0 over the Mountaineers in Hattiesburg and now lead the overall series 3-1
- * Southern Miss won consecutive games for the first time since beating ULM (Nov. 4) and Louisiana (Nov. 9) in 2023
- * The win was the first Sun Belt opening victory for Southern Miss in four seasons in the league.
- * The Golden Eagle scored over 30 points in consecutive games for the first time since scoring 44-37 loss to Arkansas State (9/23/23) and a 50-36 setback to Texas State (9/30/23).
- * Southern Miss put together its most points over a two-game span (76) since Sept. 17 and Sept. 24 of 2022, coming against Northwestern State (64-10) and at Tulane (27-24) with 91 points.
- * Braylon Braxton registered a passing touchdown for the third-straight game, hitting Robert Briggs, Jr. for an 8-yard score early in the third quarter.
- * Tychaun Chapman finished with four catches for 112 yards, becoming the first Golden Eagle receiver with a 100-yard game since Ti Mims had six catches for 128 yards last season against USF.
- * Anthony Richard recorded his first interception of the year on the game's first drive. It was the third-straight game the Golden Eagles have picked off a pass.
- * Ian Foster returned an interception 99 yards for a touchdown, marking the third longest pick for a touchdown in school history, trailing 100-yard returns by both Curtis Mikell (at UTEP/2011) and Kendrick Presley (vs. Memphis/2011). It was also the first interception return for a touchdown since Dylan Lawrence had a 63-yard score against Southeastern Louisiana on Sept. 9, 2024. He also added 12 tackles for the game.
- * Mathis Haygood collected his first interception of his Southern Miss career in the second quarter.
- * J'Mond Tapp registered three sacks tying for the fifth most in a game with 10 other Golden Eagles

STUMBLING AT TECH

- * The Golden Eagles fell in the series with LA Tech to 36-18. The 54 games between the schools marks the third longest series in school history behind Memphis (63) and Louisiana (55).
- * The loss snapped a two-game winning streak.
- * It also extended their road losing streak to eight games.
- * Braylon Braxton threw for a season-high 392 yards, marking the first Southern Miss 300-yard passing game since Jake Lange did it at Rice on Oct. 2, 2021. It is the most passing yards Jack Abraham had 421 against North Texas on Oct. 12, 2019.
- * Braxton threw two more touchdown passes, hitting Kyirin Heath with a 30-yard first-quarter throw. He ended the game with a 34-yard touchdown strike to Davis Dalton. The last touchdown throw was the longest of the year. Braxton now has nine touchdowns this season, the most by a Golden Eagle quarterback for a year since Bill Wiles had 11 to end the 2023 season.
- * The Golden Eagles scored 20 or more points in three-straight games since App State (10/28), ULM (11/4) and Louisiana (11/9) during the 2023 campaign.

- * Both Robert Briggs, Jr., and Matt Jones each had season-high rushing performances of 47 and 36 yards, respectively.
- * After surrendering 30 first-half points, the Golden Eagles kept the Bulldogs off the board in the second half. It was the first time Southern Miss held a team scoreless in the second half this season.
- * Chris Jones tallied a career-high 14 tackles, including a half sack and 1.0 tackle for loss.
- * It was the second-straight week the Michael Montgomery tallied 13 stops.
- * Reed Harradine converted two of three field goals, hitting from both 38 and 30 yards.
- * Harradine also collected his first punting duties of the year with five for a 45.2 yard average.

IN-SEASON BIRTHDAYS

AUGUST

16 - Javarion Barnett
19 - Jackson Klein
26 - Amir Leonard-Jean Charles
26 - Luke Rogers
28 - Matt Jones
30 - MISSISSIPPI STATE
30 - Dylan King

SEPTEMBER

1 - Dillon Rowley
4 - Michael Montgomery
4 - Avery Sledge
5 - Brodarius Lewis
6 - JACKSON STATE
9 - John White
10 - Christopher Stokes
13 - Cooper Frazier
13 - APP STATE
20 - AT LOUISIANA TECH
24 - Chase Malamala
24 - Elijah Zamora
27 - JACKSONVILLE STATE

OCTOBER

6 - Braylon Braxton
6 - Robert Briggs
7 - Caston Brown
9 - AT GEORGIA SOUTHERN
9 - Jaylin Carter
11 - Jermane Hayes
12 - Shane King
13 - Jonathan Pennix
17 - Malachi Henderson
18 - AT LOUISIANA
18 - Reed Harradine
20 - Jacobe Robinson
20 - Guyllijah Theodule
25 - ULM
27 - Ishmael Ibraheem

NOVEMBER

8 - AT ARKANSAS STATE
13 - Landry Lyddy
15 - TEXAS STATE
22 - AT SOUTH ALABAMA
22 - Carl Chester
22 - JJ Hawkins
25 - Logan Gregory
28 - Kadinn Morris
29 - TROY
29 - MaLik Caswell

DECEMBER

7 - Creighton Wilbanks
15 - Isaiah Gibson
16 - Elijah Kinsley
16 - Brendan Toles
18 - Connor Gooding
22 - Micah Davis
22 - Robert Henderson
24 - Mason Clinton

HUFF'S TRAIL: FROM GREEN TO GOLD

Although Charles Huff himself is new to Hattiesburg, he has plenty of familiar faces to help him get acclimated in the Black & Gold. Huff brought 21 players and 10 coaches with him from Huntington. Included in that bunch is reigning Sun Belt Newcomer of the Year and QB1 Braylon Braxton. Below is a list of every former Marshall player and coach that made their way to Hattiesburg

PLAYERS (POSITION)

Braylon Braxton (QB)	Jabari Ishmael (DL)
Josh Moten (CB)	Elijah Metcalf (WR)
Tychaun Chapman (WR)	Guyllijah Theodule (CB)
Ian Foster (SAF)	Mathis Haygood (LB)
Chuck Montgomery (WR)	MaLik Caswell (SAF)
JJ Hawkins (DE)	Corey Myrick (SAF)
Carl Chester (WR)	Anthony Richard Jr. (CB)
Isaiah Gibson Sr. (DL)	Ahmere Foster (SAF)
Bralon Brown (WR)	Cace Reed (WR)
Ishmael Ibraheem (DB)	Christopher Stokes (DL)
	Jackson Klein (DL)

COACHES

Jason Semore
Telly Lockette
Aaron Dobson
Sharrod Everett
Reed Grable
Kate Roll
Ben Ashford
Drew White
Mat Rumshock
Aaron Estes

CONFERENCE REALIGNMENT AT ITS BEST

- Following 26 seasons in Conference USA, the Golden Eagles start their fourth Sun Belt Conference season in 2025
- For the 2025 season, Southern Miss is part of a 14-team league that is separated into East (App State, Coastal Carolina, Georgia Southern, Georgia State, James Madison, Marshall, ODU) and West (Arkansas State, Louisiana, South Alabama, Southern Miss, Texas State, Troy, ULM) Divisions
- On July 15, the Sun Belt Conference announced that Louisiana Tech will join the conference following Texas State's departure to the PAC-12. The Bulldogs are slated to join ahead of the 2026-27 season
- Southern Miss played at Troy for its first Sun Belt contest on Oct. 8, 2022, dropping a 27-10 decision
- Southern Miss won five Conference USA titles during its tenure, including one since divisional play started in 2005. They captured their only league title contest and the school's fifth overall C-USA league crown when they beat Houston, 49-28, in 2011
- The school's other C-USA titles came in the inaugural season of 1996 as well as the 1997, 1999 and 2003 campaigns. The Golden Eagles also won two East Division crowns in C-USA (2006, 2011), and captured their first West title in 2015 after moving to that division during the 2014 campaign. Southern Miss won its third division title in 2015, but lost in the C-USA championship game at WKU, 45-28. Southern Miss was 1-2 in C-USA title games
- Along with the five C-USA titles, the Golden Eagles also won three additional league titles - 1948, 1950, 1951 - when they were members of the Gulf States Conference

HOME GROWN IN THE 'SIP

- The Golden Eagles have 31 players on the 2025 roster from the state of Mississippi, while six are from the Hattiesburg Metro area. Southern Miss is no stranger to keeping homegrown talent as the 2024 team had 73 players from the Magnolia State

PLAYER (HOMETOWN)

Andrew Tate (Madden)	Chris Hayes (Starkville)
Jeffery Pittman (Taylorsville)	Luke Rogers (Brandon)
Brendan Toles (Oxford)	Larry Edwards (Belzoni)
Avery Sledge (Hattiesburg)	Zavian Hales (Brandon)
Matt Jones (Jackson)	Dillon Rowley (Columbia)
Chris Jones (Byram)	Caston Brown (Hattiesburg)
Zion Edwards (Petal)	Quinzavious Warren (Canton)
Luke Beard (Ackerman)	Mason Clinton (Hattiesburg)
Cooper Frazier (Corinth)	Cameron Mackey (Clarksdale)
Joseph Harper (Baldwyn)	Cannon McClain (Hattiesburg)
Greg Nunnery (McComb)	
Jeramie Posey (Hattiesburg)	
RJ Whitehead (Horn Lake)	

ONE WIN TO A BOWL GAME

The Golden Eagles look to become the first team to go from winning one game the previous season to a bowl game in 2025. They would become the first program to do that since both USF and Northwestern went from 1-11 in 2022 to making appearances in the Boca Raton Bowl and Las Vegas Bowl, respectively. Here is a look at the teams that have won two or fewer games before making a bowl game the following season:

2023 School and Record (2024 Bowl Game)

East Carolina - 2-10 (Military Bowl)
Vanderbilt - 2-10 (Birmingham Bowl)

2022 School and Record (2023 Bowl Game)

Northwestern - 1-11 (Las Vegas Bowl)
USF - 1-11 (Boca Raton Bowl)

DAVID vs. GOLIATH ON THE GRIDIRON

Overall against ranked opponents: 15-69-1

In Hattiesburg: 1-10

On the Road: 11-56-1

Neutral Site: 3-3

- WINS OVER RANKED OPPONENTS

Date	OPPONENT	RESULT
12/3/11	(7) Houston	49-28
11/13/20	(25) UCF	31-21
11/20/03	(9) TCU	40-28
12/20/00	(13) TCU	28-21
9/16/00	(13) Alabama	21-0
10/9/99	(16) East Carolina	39-22
10/16/93	(23) Louisville	35-27
10/5/91	(16) Auburn	10-9
11/10/90	(15) Auburn	13-12
9/8/90	(13) Alabama	27-24
9/2/80	(6) Florida State	30-26
11/13/82	(17) Alabama	38-29
11/14/81	(20) Florida State	58-14
11/7/81	(17) Mississippi State	7-6

RANKED vs. RANKED

Overall: 4-5

Date	USM RANK	OPP	RESULT
12/3/11	24	(7) Houston	W, 49-28
9/16/00	25	(13) Alabama	W, 21-0
9/2/00	22	(12) Tennessee	L, 16-19
10/30/99	20	(14) Alabama	L, 14-35
9/5/98	21	(13) Penn State	L, 6-34
11/8/97	24	(8) Tennessee	L, 20-44
11/14/81	14	(20) Florida State	W, 58-14
11/7/81	20	(17) Mississippi State	W, 7-6
10/25/80	20	(1) Alabama	L, 7-42

A LOOK AT WHAT'S BACK

THE GOLDEN EAGLES RETURN ON OFFENSE:

Total Offense - (188 of 3,402) 5.5%
Rushing - (-52 of 1,303) 0.0%
Passing - (240 of 2,099) 11.4%

THE GOLDEN EAGLES RETURN ON DEFENSE:

Tackles (161 of 805) 20.0%
Tackles for Loss (19.0 of 65) 29.2%
Sacks (8.0 of 20) 40.0%
Fumble Recoveries (1 of 4) 25.0%
Interceptions (1 of 6) 16.7 %

PRESEASON HONORS

BRAYLON BRAXTON

Davey O'Brien Watch List
Wuerffel Trophy Watch List
East-West Shrine Bowl 1000
Walter Camp Award Watch List
Maxwell Award Watch List
Preseason Sun Belt Offensive Player of the Year
Preseason All-Sun Belt First Team Offense
Allstate AFCA Good Works Team® Nominee
Preseason Athlon Sports All-Sun Belt First Team
Preseason Phil Steele Magazine All-Sun Belt First Team

BRODARIUS LEWIS

Preseason All-Sun Belt First Team Defense
Preseason Athlon Sports All-Sun Belt Second Team

IAN FOSTER

Jet Award Watch List
Preseason All-Sun Belt First Team Special Teams
Preseason Athlon Sports All-Sun Belt First Team
Preseason Phil Steele Magazine All-Sun Belt First Team

JOSH MOTEN

Chuck Bednarik Award Watch List
East-West Shrine Bowl 1000
Preseason All-Sun Second Team Defense
Preseason Athlon Sports All-Sun Belt Second Team
Preseason Phil Steele Magazine All-Sun Belt First Team

ELIJAH METCALF

Preseason Athlon Sports All-Sun Belt Second Team
Preseason Phil Steele Magazine All-Sun Belt Third Team

MICAH DAVIS

Preseason Athlon Sports All-Sun Belt Third Team
Preseason Phil Steele Magazine All-Sun Third Second Team

CHRIS JONES

Preseason Athlon Sports All-Sun Belt Third Team
Preseason Phil Steele Magazine All-Sun Belt Second Team

JEFFERY PITTMAN

Preseason Athlon Sports All-Sun Belt Fourth Team
Preseason Phil Steele Magazine All-Sun Belt Fourth Team

KYIRIN HEATH

Preseason All-Sun Belt Second Team Offense
Preseason Athlon Sports All-Sun Belt Fourth Team
Preseason Phil Steele Magazine All-Sun Belt Second Team

JABARI ISHMAEL

Preseason Athlon Sports All-Sun Belt Fourth Team

ISAAH GIBSON SR.

Preseason Athlon Sports All-Sun Belt Third Team
Preseason Phil Steele Magazine All-Sun Belt Third Team

J'MOND TAPP

Preseason Phil Steele Magazine All-Sun Belt First Team

AHMERE FOSTER

Preseason Phil Steele Magazine All-Sun Belt Third Team

GOLDEN EAGLE STARTER PACK (only Southern Miss games)

	GAMES PLAYED	GAMES STARTED	CURRENT STREAK
DEFENSIVE BACKS			
Brendan Toles	35	3	-
Josh Moten	4	4	4
Ahmere Foster	4	4	4
Anthony Richard Jr.	4	4	4
Josh Battle	3	1	-
Ian Foster	4	4	4
Corey Myrick	4	3	3

LINEBACKERS

Michael Montgomery	4	4	4
Chris Jones	13	4	4

DEFENSIVE LINE

Brodarius Lewis	40	19	9
Jameer Lewis	13	3	-
J'Mond Tapp	4	4	4
Isaiah Gibson	4	4	4
Jabari Ishmael	3	3	3
Garrick Ponder	4	1	1

QUARTERBACKS

Braylon Braxton	4	4	4
-----------------	---	---	---

RUNNING BACKS

Jeffery Pittman	3	3	3
Robert Briggs Jr.	4	1	1

TIGHT ENDS

Kyirin Heath	13	7	3
Kadinn Morris	3	1	-

WIDE RECEIVERS

Davis Dalton	23	10	-
Carl Chester	4	4	4
Bralon Brown	4	4	4
Elijah Metcalf	4	4	4

OFFENSIVE LINE

Greg Nunnery	16	16	16
Luke Rogers	11	2	-
Broderick Roman	4	4	4
Aloali'i Maui	4	4	4
Hayes Creel	4	4	4
Blake Bustard	4	3	3

ANYONE WANT FREE FOOTBALL?

Southern Miss has been involved in 14 overtime games since the rule went into effect prior to the 1996 season and the Golden Eagles are 6-8 overall, after defeating Louisiana on the road late in the 2023 season. Twelve of the 14 games that have taken OT were conference contests. Here is a look of all the overtime games Southern Miss has played:

DATE	OPPONENT	SCORE
11/9/23	at Louisiana*	W, 34-31
9/3/22	Liberty	L, 29-27 (4OT)
11/10/18	at UAB^	L, 23-26
10/21/17	at LA Tech^	W, 34-27 (2OT)
10/13/12	at UCF^	L, 31-38 (2OT)
10/30/10	UAB^	L, 49-50 (2OT)
12/21/08	Troy (New Orleans Bowl)	W, 30-27
10/4/08	UTEP^	L, 37-40 (2OT)
10/28/06	East Carolina^	L, 17-20
11/13/05	at Marshall^	W, 27-24
10/7/04	Houston^	W, 39-35
11/15/02	Louisville^	L, 17-20 (2OT)
11/11/00	at UAB^	W, 33-20 (2OT)
11/9/96	at Houston^	L, 49-56

* - SUN BELT CONFERENCE GAME, ^ - CONFERENCE USA GAME

HEADS OR TAILS

GAME	FLIP OUTCOME
Mississippi State	Southern Miss Won, Deferred
Jackson State	Southern Miss Won, Deferred
App State	Southern Miss Won, Deferred
LA Tech	Louisiana Tech Won, Deffered

Jax State
Georgia Southern
Louisiana
ULM
Arkansas State
Texas State
South Alabama
Troy

OH CAPTAIN! MY CAPTAIN!

GAME	CAPTAINS
Mississippi State	Josh Moten, Chris Jones Brodarius Lewis, Broderick Roman
Jackson State	Josh Moten, Braylon Braxton Elijah Metcalf, Jabari Ishmael
App State	Braylon Braxton, Jabari Ishmael Chris Jones, Broderick Roman
LA Tech	Braylon Braxton, Broderick Roman Elijah Metcalf

Jax State
Georgia Southern
Louisiana
ULM
Arkansas State
Texas State
South Alabama
Troy

SWAG PACK

GAME	HELMET	JERSEY	PANTS
Mississippi State	Black	Gold	Black
Jackson State	Black	Gold	Black
App State	Black	Black	Black
LA Tech	White	White	White

Jax State
Georgia Southern
Louisiana
ULM
Arkansas State
Texas State
South Alabama
Troy



HEAD COACH CHARLES HUFF

- CAREER RECORD (5 seasons): 34-22 (.607)

Record at Southern Miss (1st):	2-2
Bowl Record:	1-2
Hometown:	Denton, Maryland
Alma Mater:	Hampton, 2005
Playing Experience:	Hampton, 2002-05
Wife:	Jessica
Children:	BJ, Beau, Blaze

- HUFF STOP-BY-STOP

Year	School	Position
2025-pres.	Southern Miss	Head Coach
2021-24	Marshall	Head Coach
2019-20	Alabama	Associate HC/RB
2018	Mississippi State	Asst. HC/RB
2014-17	Penn State	ST Coord./RB
2013	Western Michigan	Running Backs
2012	Buffalo Bills	Assistant RB
2011	Vanderbilt	Offensive QC
2010	Hampton	Offensive Line
2009	Maryland	Assistant OL
2007-08	Tennessee State	ST Coord./TE
2006	Tennessee State	Offensive Line

- NFL PLAYERS UNDER COACH HUFF (as a head coach)

	Round	Pick	Year	Team
Mike Green	2	59	2025	Ravens
Jeremy Jones	UDFA	--	2025	Giants
JJ Roberts	UDFA	--	2025	Buccaneers
Elijah Ellis	UDFA	--	2025	Chargers
Eli Neal	UDFA	--	2024	Rams
Micah Abraham	6	201	2024	Colts
Ethan Driskell	UDFA	--	2024	Chiefs
Rasheem Ali	5	165	2024	Ravens
Owen Porter	UDFA	--	2024	Vikings
Khalan Laborn	UDFA	--	2023	49ers
Steven Gilmore	UDFA	--	2023	Lions
Abraham Beuplan	UDFA	--	2023	Vikings
Will Ulmer	UDFA	--	2022	Bills
Alex Mollette	UDFA	--	2022	Colts
Nazeem Johnson	7	259	2022	Chiefs
Isaiah Norman	UDFA	--	2022	Chiefs
Willie Johnson	UDFA	--	2022	Jaguars
Dalton Tucker	UDFA	--	2022	Colts

Charles Huff comes to Southern Miss as the 23rd head football coach after serving as head coach at Marshall University for the past four seasons, posting a 32-20 record and culminating with a 31-3 Sun Belt Conference championship victory Saturday night in his final game leading the Thundering Herd.

Huff holds the distinction of being the only Marshall coach in the FBS era to lead the Herd to a bowl game in each of their first four seasons at the helm. During his tenure there, Huff enjoyed victories over No. 8 Notre Dame (2022) and Virginia Tech (2023). The 26-21 win over Notre Dame was part of a 9-4 season and was Marshall's first win over a Top 10 team since 2003.

In Huff's inaugural season in Huntington, Marshall finished 7-6 while going to its 17th bowl appearance since moving up to FBS in 1997. Huff also navigated the Herd to a five-game winning streak at the end of 2022, which was one of the nation's longest heading into the 2023 season. The 2022 season culminated with a 28-14 win over UConn in the Myrtle Beach Bowl.

The Herd finished 6-6 during the regular season in 2023 before dropping a 35-17 decision to UTSA in the Frisco Bowl. This season, Marshall registered its first league championship since capturing the 2014 Conference USA crown, while also recording the school's first 10-win season since 2015.

Described as an elite recruiter and developer of talent, Huff's proven history bolstered head coach Nick Saban's staff for the 2019 and 2020 seasons. In his inaugural season in Tuscaloosa, Huff helped Najee Harris rush for a career-best 1,224 yards on 209 carries with 13 rushing touchdowns while catching 27 passes for 304 yards and seven more scores. In 2020, Harris was a consensus All-American who led the nation in total touchdowns (30), rushing touchdowns (26) and points (180). He also ranked third nationally in rushing yards (1,466) and holds the school record for total touchdowns (57), rushing touchdowns (46) and rushing yards (3,843).

Huff arrived in Tuscaloosa after one season (2018) as the assistant head coach, run-game coordinator and running backs coach at Mississippi State.

He boasts 19 years of coaching experience on both the NFL and college levels with stops at Penn State (2014-17), Western Michigan (2013), the Buffalo Bills (2012), Vanderbilt (2011),

Hampton (2010), Maryland (2009) and Tennessee State (2006-08).

His one season in Starkville produced an effective rushing attack that averaged 223.6 yards per game to rank second in the SEC and 20th nationally.

Huff spent four seasons (2014-17) as Penn State's running backs coach and special teams coordinator. He recruited and developed one of the game's most electrifying players in running back Saquon Barkley, who was drafted by the New York Giants as the No. 2 overall pick in the 2018 draft. Numerous records fell at the running back position and on special teams under Huff's guidance at Penn State. Barkley, a 2017 consensus All-American, became the first Big Ten running back in history to win Offensive Player of the Year honors twice. A Walter Camp National Player of the Year finalist, Barkley ranked second nationally in all-purpose yards in 2017 (2,329). He broke four school career records, including rushing touchdowns (43), total touchdowns (53), all-purpose yards (5,538) and consecutive games with a touchdown (15) in just three seasons.

Huff spent the 2013 season at Western Michigan as the running backs coach and helped the unit nearly double its rushing yards from 2012. The Broncos ran for 1,394 yards in 2013 after running for just 735 yards the year before.

During the 2012 season, Huff worked in the NFL as the assistant running backs coach for the Buffalo Bills. He helped C.J. Spiller with his first career 1,000-yard rushing campaign and a Pro Bowl invitation.

In 2011, Huff was on James Franklin's 2011 staff at Vanderbilt as the offensive quality control coach. Huff and Franklin also worked together at Maryland in 2009, when Huff was the assistant offensive line coach. Huff also mentored NFL first-round pick Dominique Rodgers-Cromartie as the tight ends and special teams coach at Tennessee State from 2007-08. Huff graduated in 2005 from Hampton University where he served as a team captain, starting 12 games at center as a senior in 2005. He also played guard, fullback and tight end in his career.

A native of Denton, Maryland, Huff and his wife, Jessica, have three boys: B.J., Beau and Blaze.

HUFF YEAR-BY-YEAR

Year	Team	Position	Record	Conf.	Bowl Game
2005	Hampton	Graduate Assistant	11-1	9-0	D1-AA First Round
2006	Tennessee State	Offensive Line	6-5		
2007	Tennessee State	Special Teams Coordinator/TEs	5-6	4-3	
2008	Tennessee State	Special Teams Coordinator/TEs	8-4	5-3	
2009	Maryland	Assistant Offensive Line	3-10	1-7	
2010	Hampton	Offensive Line	6-5	5-3	
2011	Vanderbilt	Offensive Quality Control	6-7	2-6	Liberty
2012	Buffalo Bills	Assistant Running Backs	6-10		
2013	Western Michigan	Running Backs	1-11	1-7	
2014	Penn State	Special Teams Coordinator/RBs	7-6	2-6	Pinstripe
2015	Penn State	Special Teams Coordinator/RBs	7-6	4-4	TaxSlayer
2016	Penn State	Special Teams Coordinator/RBs	11-3	8-1	Rose
2017	Penn State	Special Teams Coordinator/RBs	11-2	7-2	Fiesta
2018	Mississippi State	Assistant Head Coach/RBs	8-5	4-4	Outback
2019	Alabama	Associate Head Coach/RBs	11-2	6-2	Citrus
2020	Alabama	Associate Head Coach/RBs	13-0	10-0	National Champions
2021	Marshall	Head Coach	7-6	5-3	New Orleans
2022	Marshall	Head Coach	9-4	5-3	Myrtle Beach
2023	Marshall	Head Coach	6-7	3-5	Frisco
2024	Marshall	Head Coach	10-3	7-1	--
2025	Southern Miss	Head Coach	2-2	1-0	



BLAKE ANDERSON **BOOTH**
Offensive Coordinator/Quarterbacks

- Returns to USM after stops at North Carolina (AC), Arkansas State (HC) and Utah State (HC)
- Has over 30 years of coaching experience, including OC at USM in 2010 and 2011
- Helped Utah State set 10 school records in 2021
- 74-54 head coaching record in 10 seasons



JASON SEMORE **FIELD**
Defensive Coordinator/Linebackers

- Held same role at Marshall last two seasons with Huff
- Won the 2024 Sun Belt Championship and ranked top-35 nationally in several categories
- Has over 15 years of collegiate experience
- Played collegiately at Adams State as a LB from 2001-05



JOE BOLDEN **FIELD**
Special Teams Coordinator/Nickels

- Spent last two seasons at Tulsa as special teams coordinator, and co-defensive coordinator last season
- 2024 unit ranked No. 2 nationally in average return yards
- Was a four-year letterwinner at Michigan and a three-year starter




DOMINIQUE BOWMAN **FIELD**
Defensive Backs

- Comes from Temple, where he spent two seasons as a cornerbacks coach
- Worked alongside Barry Odom at Arkansas and spent the 2021 season at Marshall
- First collegiate job was in 2016 at Arkansas-Monticello
- Played college ball at Lambuth University for Hugh Freeze



AARON DOBSON **FIELD**
Wide Receivers

- Spent last two seasons at Marshall - one as analyst and last as wide receivers coach
- Standout NFL player with the Patriots, Lions and Cardinals
- Set numerous collegiate records as a player at Marshall from 2009-12




TAVEZE CALHOUN **FIELD**
Cornerbacks

- Was previously at West Georgia as a cornerbacks coach for one year
- Spent four seasons in the NFL as a player before returning to Mississippi State to coach for his alma mater
- Started 36 games for the Bulldogs and had 161 career tackles
- A native of Ludlow, Mississippi



SEAN COUGHLIN **FIELD**
Offensive Line

- Was last at Eastern Michigan for four seasons
- Holds 24 years of coaching in the collegiate ranks
- Began coaching career in 2001 at his alma mater, Drake, and joined the Iowa State staff in 2004
- Has spent time at EMU, Arkansas State, Missouri State, Iowa State and Drake



DALTON WILLIAMS **FIELD**
Tight Ends

- Was last at Texas for two seasons as an offensive analyst
- Worked at Marshall during the 2022 season with Huff
- Played collegiately at Stephen F. Austin and Akron as a quarterback
- Signed a free agent deal with the Cowboys after throwing for 3,387 yards and 25 touchdowns



TELLY LOCKETTE **FIELD**
Running Backs

- Spent four seasons at Marshall as the run game coordinator and running backs coach
- Coached NFL back Rasheed Ali, who led all FBS running backs with 23 touchdowns in 2021
- Was a standout linebacker at Idaho State en route to being a two-time all-american
- Is in the Idaho State Athletics Hall of Fame



ERIC MATHIES **FIELD**
Defensive Line

- Was last at Eastern Kentucky as defensive line coach
- Has spent time at Long Island, Florida, South Florida, FAU, and Western Kentucky
- Was a four-year letterwinner at Murray State and won a pair of OVC titles in '95 and '96




MICHAEL GIBBS **FIELD**
Assistant Offensive Line

- Was a GA at Southern Miss in 2019
- Was previously at Coffeyville College for one season as the run game coordinator and offensive line coach
- Spent time at Utah State, UCF, Southern Miss and Arkansas State
- Played collegiately at Delta State and was a first team all-american in 2014 as a senior




ALEC BROWN **BOOTH**
Outside Linebackers

- Was previously at Washington, Georgia Tech, ULM, Eastern Kentucky and Murray State
- Started coaching career at Loachapoka HS in 2017
- Played two seasons at Auburn and was a member of the Southeastern Conference Academic Honor Roll in 2015 and 2015



SHARROD EVERETT
Football Chief of Staff

- Begins 19th season as a football administrator
- President of National Football Operations Organization
- Has spent time at Marshall, Vanderbilt, Florida State, Oregon, South Florida, WKU, Notre Dame, Tennessee State, Xavier and the Big 10 offices
- Three-time finalist for the Football Scoop National Director of Football Operations of the Year



REED GRABLE
General Manager

- Was previously at Marshall with Huff and helped the Herd to the 2024 Sun Belt title
- Manages all aspects of the roster and player recruiting
- Pro Liaison for the Golden Eagles
- Handles recruiting visits



KATE ROLL
Director of Football Administration

- Was previously at Marshall in a similar role as Manager of Football Operations
- Handles recruiting visits for future Golden Eagles
- Graduated from Michigan State and worked with the Spartan football team in the recruiting department



BEN ASHFORD
Director of Sports Performance

- Was at Marshall for four seasons with Huff
- Previously spent time at Samford for six seasons and Alabama for three
- Graduated from Auburn in 2004 and earned his Master's from Alabama in 2013

TALE OF THE TAPE

 MISSISSIPPI STATE L, 17-34 ESPN	 JACKSON STATE W, 38-20 ESPN+	 APP STATE W, 38-22 ESPN+	 LOUISIANA TECH L, 20-30 ESPN+	 JACKSONVILLE STATE 6 p.m. ESPN+	 GEORGIA SOUTHERN 6:30 p.m. or 7 p.m. ESPN or ESPN2	 LOUISIANA TBD TBD	 ULM TBD TBD	 ARKANSAS STATE TBD TBD	 TEXAS STATE TBD TBD	 SOUTH ALABAMA TBD TBD	 TROY TBD TBD
---	---	---	--	--	---	--	--	---	--	--	---

DATE	OPPONENT	SCORE	OVERALL	SBC	START	DURATION	TEMP	ATTENDANCE
Sat., Aug. 30	Mississippi State	L, 17-34	0-1	--	11:03 a.m.	3:30	74°	33,485
Sat., Spet. 6	Jackson State	W, 38-20	1-1	--	4:02 p.m.	3:34	87°	32,011
Sat., Sept. 13	* App State	W, 38-22	2-1	1-0	6:02 p.m.	3:27	89°	24,534
Sat., Sept. 20	at Louisiana Tech	L, 20-30	2-2	--	6:32 p.m.	3:39	87°	17,108
Sat., Sept. 27	Jacksonville State							
Thurs., Oct. 9	* at Georgia Southern							
Sat., Oct. 18	* at Louisiana							
Sat., Oct. 26	* ULM							
Sat., Nov. 8	* at Arkansas State							
Sat., Nov. 15	* Texas State							
Sat., Nov. 22	* South Alabama							
Sat., Nov. 29	* Troy							

* - Sun Belt Game

SOUTHERN MISS TEAM STATS

	SOUTHERN MISS	OPPONENTS
SCORING	113	106
Points per game	28.3	26.5
Points off turnovers	10	13
FIRST DOWNS	90	84
Rushing	28	38
Passing	48	38
Penalty	14	8
RUSHING YARDAGE	473	573
Yards gained rushing	534	671
Yards lost rushing	61	95
Rushing attempts	131	159
Average per rush	3.6	3.6
Average per game	118.3	143.3
TDs rushing	3	10
PASSING YARDAGE	1094	1027
Comp-Att-Int	98-149-3	87-137-6
Average per pass	7.3	7.5
Average per catch	11.2	11.8
Average per game	273.5	256.0
TDs passing	9	2
TOTAL OFFENSE	1567	1597
Total plays	280	294
Average per play	5.6	5.4
Average per game	391.8	399.3
KICK RETURNS: # - Yards	3-86	5-168
PUNT RETURNS: # - Yards	7-68	7-45
INT RETURNS: # - Yards	6-160	3-48
FUMBLES - LOST	1-0	1-0
PENALTIES - YARDS	29-231	41-347
Average per game	57.8	86.8
PUNTS - YARDS	17-683	21-861
Average per punt	40.2	41.0
TIME OF POSSESSION/GAME	28:36	31:18
3RD-DOWN CONVERSIONS	25-56	21-61
4TH-DOWN CONVERSIONS	1-5	5-7
SACKS BY - YARDS	11-73	5-34
FIELDS GOALS - ATTEMPTS	5-8	5-6
ON-SIDE KICKS	0-1	1-2
RED-ZONE SCORES	13-16	12-15
RED-ZONE TOUCHDOWNS	9-16	10-15
PAT-ATTEMPTS	14-14	11-12
ATTENDANCE AVG	30,010	17,108

RECORD BREAKDOWN

	2025 SEASON
Overall	2-2
Home	2-1
Away	0-1
Neutral	
Sun Belt	1-0
Non-Conference	1-2
Overtime	
vs. Ranked Opponent	
Day	1-1
Night	1-1
ABC	
ESPN	0-1
ESPN+	2-1
Scores First	1-0
Opponent Scores First	1-2
Leading after 1st Qtr	1-0
Trailing after 1st Qtr	0-2
Tied after 1st Qtr	1-0
Leading at Half	2-0
Trailing at Half	0-2
Tied at Half	
Leading after 3rd Qtr	2-0
Trailing after 3rd Qtr	0-2
Tied after 3rd Qtr	
Wins Coin Toss	2-1
Loses Coin Toss	0-1
Natural Grass	
Artificial Surface	2-2

SCORE BY QUARTER

	1	2	3	4	OT	Total
Southern Miss	34	20	17	42	0	113
Opponent	37	23	28	18	0	106



M.M ROBERTS STADIUM

- Stadium originally opened in 1932 as Faulkner Field and is commonly known as ‘The Rock’
- A massive renovation occurred in which M.M. Roberts Stadium was dedicated in 1976
- The west side of the concrete stands formerly served as a dormitory space for student-athletes
- Capacity: 36,000
- Stadium record crowd is 36,641 vs. Mississippi State on Sept. 5, 2015
- M.M. Roberts was a former Golden Eagle letterwinner (1916) and Board of Trustees member
- The playing field changed names in 2004 to Carlisle-Faulkner Field in honor of Gene Carlisle, a Southern Miss graduate and local entrepreneur and helped raised funds to turf the field
- In 2008, the South End Zone was constructed and added nearly 4,000 seats. It also came with 32 suites
- The Rock has been home to two NFL Hall of Fame Players - Brett Favre and Ray Guy
- The surface Southern Miss plays on is Matrix Helix Real Fill. The newest surface was installed in the summer of 2023
- The Rock is the epicenter of where game days start in Hattiesburg. Southern Miss players and coaches, The Pride, Spirit Squads, and notable dignitaries partake in Eagle Walk before every game. The route circles the stadium and ends with the team entering the front of the Duff Athletic Center

#PACKTHEROCK RECORD CROWDS

ATTENDANCE	DATE	OPPONENT	RESULT
36,641	9/5/15	Mississippi State	L, 16-34
36,232	9/5/09	Alcorn State	W, 52-0
36,152	9/25/03	Nebraska	L, 14-38
35,169	8/31/02	Jackson State	W, 55-7
34,189	9/9/89	Mississippi State	L, 23-26
34,140	9/15/12	East Carolina	L, 14-24
33,687	10/31/87	Jackson State	W, 17-7
33,485	8/30/25	Mississippi State	L, 17-34
33,233	9/19/98	Texas A&M	L, 6-24
33,092	8/31/95	Northern Illinois	W, 45-13
33,000	9/25/76	Ole Miss	L, 0-28
32,925	11/5/11	UCF	W, 30-29
32,792	9/20/08	Louisiana	W, 51-21
32,756	9/19/81	Tulane	W, 21-3
32,685	10/22/11	SMU	W, 27-3
32,606	11/20/10	Houston	W, 59-41

TOP SEASON AVERAGES

1.	2009	30,696	184,178 / 6 games
2.	2008	30,079	180,475 / 6 games
3.	2010	29,400	176,400 / 6 games
4.	1981	29,381	117,522 / 4 games
5.	2006	28,994	173,963 / 6 games
6.	2004	28,964	144,821 / 5 games
7.	2003	28,645	171,870 / 6 games
8.	2016	28,588	171,525 / 6 games
9.	2000	28,509	114,036 / 4 games
10.	2011	28,400	170,402 / 6 games

SOUTHERN MISS QUICK FACTS

• GENERAL

Location	Hattiesburg, Miss.
Founded	1910
Enrollment	13,170
Nickname	Golden Eagles
Colors	Black & Gold
Mascot	Seymour d’Campus
Stadium	Carlisle-Faulkner Field at M.M. Roberts Stadium
Capacity / All-Time Record	36,000 / 36,641 (2015)
Surface	Matrix Helix Real Fill
Affiliation	NCAA FBS
Conference	Sun Belt
University President	Dr. Joe Paul
Director of Athletics	Jeremy McClain
Faculty Athletic Rep	Dr. Joseph Weinberg
Official Website	SouthernMiss.com

• HISTORY

First Year of Football	1912
All-Time Record	620-475-27
NCAA Record	473-354-7
Pre-NCAA Record	147-122-20
No. of Bowl Appearances (Record)	27 (12-15)
Last Bowl Appearance	2022 LendingTree Bowl
Result	W, 38-24 vs. Rice

• TEAM INFORMATION

2024 Record	1-11
SBC Record / Finish	0-8 / 7th West
Offense / Defense	Multiple / Multiple
Starters Returning	4
Starters Lost	22

• COACHING STAFF

Head Coach:	Charles Huff, first season
Alma Mater	Hampton (2005)
Record at USM / Year	2-1, first
Career Record / Year	34-21, fifth
Football Office Phone	601-266-4567
X	@CoachHuff
Best time to reach coach	Contact SID
General Manager:	Reed Grable
Chief of Staff:	Sharrod Everett
Offensive Coordinator/Quarterbacks:	Blake Anderson
Defensive Coordinator/Linebackers:	Jason Semore
Defensive Backs:	Dominique Bowman
Cornerbacks:	Taveze Calhoun
Offensive Line:	Sean Coughlin
Defensive Line:	Eric Mathies
Wide Receivers:	Aaron Dobson
Special Teams:	Joe Bolden
Running Backs:	Telly Lockette
Tight Ends:	Dalton Williams
Outside Linebacker Coach:	Alec Brown
Offensive Quality Control:	Brandon Bowling
Offensive Quality Control:	Jacob “Cob” Summers
Defensive Analyst:	Herbert Gamboa
Defensive Analyst:	Avi Rushinek
Head Athletic Trainer:	Aaron Estes
Assistant Athletic Trainer:	Aaron Hill
Special Teams Quality Control:	Luke Kerver
Director of Football Administration:	Kate Roll
Director of Player Personnel:	Jack Jacoby
Director of Football Technology:	Mat Rumshock
Video Graduate Assistant:	Seth Reisinger
Director of Sports Performance:	Ben Ashford
Assistant Director of Sports Performance:	Drew White

SOUTHERN MISS | UNOFFICIAL DEPTH CHART | SUBJECT TO CHANGE

OFFENSE

WR	8	BRALON BROWN	6-2	207	R-SR.
	6	Micah Davis	5-11	192	R-Sr.
WR	7	CARL CHESTER	6-3	203	R.SR.
	11	Davis Dalton	6-3	212	R-Jr.
LT	63	BLAKE BUSTARD	6-7	301	GR.
	56	Greg Nunnery	6-4	315	Sr.
LG	56	GREG NUNNERY	6-4	315	SR.
	74	Luke Rogers	6-3	290	R-So.
C	67	BRODERICK ROMAN	6-1	300	R.SR.
	52	Cooper Frazier	6-4	305	Gr.
RG	62	ALOALI'I MAUI	6-1	310	SR.
	78	Jez Janvier	6-5	315	R-Sr.
RT	75	HAYES CREEL	6-7	319	R-JR.
	58	RJ Whitehead	6-5	315	R-Jr.
TE	88	KYIRIN HEATH	6-5	240	SR.
	84	Kadinn Morris	6-3	235	R-Sr.
	21	TJ Johnson	6-4	225	R-So.
WR	9	ELIJAH METCALF	5-6	175	R-SR.
	2	Tychaun Chapman	5-8	180	R-Jr.
QB	1	BRAYLON BRAXTON	6-2	227	R-SR.
	18	Landry Lyddy	6-0	195	R-Jr.
RB	0	JEFFERY PITTMAN	5-10	205	R-JR.
	5	Matt Jones	- OR -	205	R-Sr.
	14	Robert Briggs	5-7	181	R-Jr.

DEFENSE

DE	14	J'MOND TAPP	6-3	255	R-JR.
	16	Jameer Lewis	6-3	230	Sr.
NG	7	ISAIAH GIBSON SR.	6-4	324	R-SR.
	95	Mason Clinton	6-3	293	So.
DT	36	BRODARIUS LEWIS	6-2	300	GR.
	98	Jaden McKinney	6-3	285	Jr.
DE	9	JABARI ISHMAEL	6-5	265	SR.
	30	Garrick Ponder	6-2	250	R-Jr.
MLB	35	CHRIS JONES	6-0	230	SO.
	53	Joseph Harper	6-1	230	Sr.
WLB	17	MICHAEL MONTGOMERY	6-3	240	JR.
	13	Mathis Haygood	6-3	230	So.
NICKEL	3	IAN FOSTER	5-10	180	SO.
	18	MaLik Caswell	6-0	184	R-Fr.
CB	23	ANTHONY RICHARD, JR.	6-1	195	SR.
	0	Brendan Toles	6-0	180	Sr.
CB	1	JOSH MOTEN	6-0	180	SR.
	8	Ishmael Ibraheem	6-0	175	Jr.
S	41	AHMERE FOSTER	5-9	167	JR.
	6	Dylan King	6-2	195	Jr.
S	22	COREY MYRICK	6-2	195	SO.
	24	Josh Battle	5-11	202	Sr.

PRONUNCIATION GUIDE

2	Tychaun Chapman	Tie-Shawn
8	Ishmael Ibraheem	Ish-may-el Ee-bra-heem
9	Jabari Ishmael	Juh-bar-ee Ish-may-el
12	Guylijah Theodule	Guh-lie-ja Thee-a-dull
18	MaLik Caswell	Muh-leak
18	Landry Lyddy	Lid-dee
23	Anthony Richard, Jr.	Rih-chard
25	Josiah Basten	Joe-sy-uh Bast-en
26	Shaddai Carter	Sha-dye
41	Ahmere Foster	Uh-mear
48	Colin Kapilovic	Kuh-pill-uh-vick
62	Aloali'i Maui	A-low-uh-la
71	Aaryn Parks	Aaron
77	Chase Malamala	Mal-uh-mal-uh
78	Jez Janvier	John-vee-ay
81	Cace Reed	Case
84	Kadinn Morris	Caden
88	Kyirin Heath	Ky-wren
91	Quinzavious Warren	Quin-Zay-vee-us
96	Reed Harradine	Hair-uh-dine

SPECIALISTS

KO	96	REED HARRADINE	6-3	225	SO.
	40	Creighton Wilbanks	5-10	185	Fr.
PK	96	REED HARRADINE	6-3	225	SO.
	94	Creighton Wilbanks	5-10	185	Fr.
P	34	JACK MURLEY	6-2	215	FR.
	96	Reed Harradine	6-3	225	So.
DS	46	LUKE BEARD	6-1	225	SO.
	30	Andrew Tate	5-10	205	Jr.
H	17	KYLE MCCORMICK	6-1	195	JR.
KR	3	IAN FOSTER	5-10	180	SO.
	6	MICAH DAVIS	5-11	192	R-SR.
PR	3	CHUCK MONTGOMERY	5-10	180	SR.
	9	Elijah Metcalf	5-6	175	R-Sr.

2025 ROSTER BREAKDOWN

NUMERICAL

NO	NAME	POS	HT	WT	CL.	HOMETOWN / PREVIOUS SCHOOL
0	Jeffery Pittman	RB	6-1	215	R-Jr.	Taylorsville, Miss. / Mississippi State
0	Brendan Toles	CB	6-0	181	R-Sr.	Oxford, Miss. / Lafayette HS
1	Braylon Braxton	QB	6-2	230	R-Sr.	Frisco, Texas / Marshall
1	Josh Moten	CB	6-0	180	Sr.	Waldorf, Md. / Marshall
2	Tychaun Chapman	WR	6-0	180	R-Jr.	Virginia Beach, Va. / Marshall
2	Dominick Hill	SAF	6-1	210	R-Sr.	Orlando, Fla. / Liberty
3	Ian Foster	SAF	5-10	195	R-So.	Brundidge, Ala. / Marshall
3	Chuck Montgomery	WR	5-10	182	R-Sr.	Seffner, Fla. / Marshall
5	JJ Hawkins	DL	6-2	280	R-Jr.	Lawrenceville, Ga. / Marshall
5	Matt Jones	RB	6-0	202	R-Sr.	Jackson, Miss. / Ole Miss
6	Micah Davis	WR	6-0	195	R-Sr.	Atlanta, Ga. / Ole Miss
6	Dylan King	SAF	6-2	190	R-Jr.	Nashville, Tenn. / East Mississippi CC
7	Carl Chester	WR	6-3	200	R-Sr.	Manor, Texas / Marshall
7	Isaiah Gibson, Sr.	DL	6-4	320	R-Sr.	Springfield, Ohio / Marshall
8	Bralon Brown	WR	6-2	205	R-Sr.	Miramar, Fla. / Marshall
8	Ishmael Ibraheem	CB	6-0	180	R-Jr.	Dallas, Texas / Marshall
9	Jabari Ishmael	DL	6-6	270	R-Sr.	Miami, Fla. / Marshall
9	Elijah Metcalf	WR	5-9	170	R-Sr.	Charlotte, N.C. / Marshall
11	Davis Dalton	WR	6-3	210	R-Jr.	Madison, Miss. / Madison-Ridgeland Academy
11	Jonathan Pennix	CB	6-0	180	R-So.	Concord, Va. / Virginia Tech
12	Guylijah Theodule	CB	6-2	175	So.	Miami, Fla. / Marshall
12	John White	QB	6-0	210	R-Fr.	West, Miss. / Madison Ridgeland Academy
13	Mathis Haygood	LB	6-3	228	R-So.	Fayetteville, Ga. / Marshall
13	Grant Page	WR	6-2	200	R-Jr.	Boulder, Colo. / Utah State
14	Robert Briggs	RB	5-9	185	R-Jr.	Bellville, Texas / Utah State
14	J'Mond Tapp	DL	6-3	275	R-Jr.	Donaldsonville, La. / Arizona State
15	Kyle Davis	DL	6-3	295	R-Sr.	Bloomfield, Conn. / Howard
15	Jacobe Robinson	QB	6-3	220	R-So.	Henderson, Texas / Boston College
16	Denzel Gardner	QB	6-0	215	Fr.	Hyattsville, M.D. / DeMatha Catholic HS
16	Jameer Lewis	DL	6-2	230	Sr.	McComb, Miss. / Southwest Mississippi CC
17	Kyle McCormick	QB	6-1	200	R-Jr.	Lincoln, Calif. / La Costa Canyon HS
17	Michael Montgomery	LB	6-4	250	Jr.	Seattle, Wash. / Portland State
18	MaLik Caswell	SAF	6-0	180	R-Fr.	Midway, Ga. / Marshall
18	Landry Lyddy	QB	6-0	200	R-Jr.	Stonewall, La. / UAB
19	Shane King	TE	6-5	230	Fr.	Gainesville, Ga. / Gainesville HS
19	Malakai Murphy	CB	6-1	195	So.	Starke, Fla. / Colorado
20	Robert Henderson	RB	5-9	185	Fr.	Griffin, Ga. / Spalding HS
20	Cameron Knox	SAF	5-8	190	R-Jr.	New Albany, Miss. / New Albany HS
21	Khalil Foster	SAF	5-11	180	Fr.	Brundidge, Ala. / Pike County HS
21	TJ Johnson	TE	6-4	230	R-So.	Chesapeake, Va. / West Virginia
22	Jermane Hayes	WR	6-0	165	Fr.	University, Fla. / University HS
22	Corey Myrick	SAF	6-3	200	So.	Cincinnati, Ohio / Marshall
23	Trey Horne	WR	6-2	190	R-So.	Columbia, S.C. / Georgia Tech
23	Anthony Richard, Jr.	CB	6-2	195	R-Sr.	Lafayette, La. / Marshall
24	Josh Battle	SAF	6-0	205	R-Sr.	Hoschton, Ga. / Chattanooga
24	Jaylin Carter	ATH	5-10	190	Fr	Valdosta, Ga. / Lowndes HS
25	Josiah Basten	RB	5-9	180	R-So.	Bonduel, Wisc. / UW - Platteville
25	Zach Ruffin	LB	6-3	198	Fr.	Philadelphia, Miss. / Neshoba Central HS
26	Shaddai Carter	SAF	5-9	165	Fr.	Miami, Fla. / Christopher Columbus HS
26	Logan Gregory	P	5-11	185	Sr.	Clearwater, Fla. / West Florida
27	Malachi Henderson	LB	6-0	210	Fr.	Hattiesburg, Miss. / Oak Grove HS
29	Jackson Klein	DL	6-1	290	R-Fr.	Boca Raton, Fla. / Marshall
30	Garrick Ponder	DL	6-2	250	R-Jr.	St. Petersburg, Fla. / North Alabama
30	Andrew Tate	LS	5-10	205	Jr.	Madden, Miss. / Hinds CC
31	Zachariah Keith	DL	6-6	250	R-So.	Douglasville, Ga. / West Virginia
32	Peyton Anderson	LB	6-3	215	R-Jr.	Columbia, Miss. / Jones College
32	Fred Nicholson	LS	5-10	215	Fr.	Gautier, Miss. / Gautier HS
33	Avery Sledge	LB	6-2	220	Jr.	Hattiesburg, Miss. / Mississippi State
34	Jack Murley	P	6-2	215	Fr.	Cranbourne North, Victoria, Australia / Universal School
35	Chris Jones	LB	6-0	230	So.	Byram, Miss. / Hartfield Academy

ALPHABETICAL

NO	NAME	POS
32	Peyton Anderson	LB
70	Christian Anderson	OL
39	Javarion Barnett	DB
25	Josiah Basten	RB
24	Josh Battle	SAF
46	Luke Beard	LS
1	Braylon Braxton	QB
73	Hayden Breal	OL
14	Robert Briggs	RB
8	Bralon Brown	WR
87	Caston Brown	TE
63	Blake Bustard	OL
24	Jaylin Carter	ATH
26	Shaddai Carter	SAF
79	Liam Cassidy	OL
18	MaLik Caswell	SAF
2	Tychaun Chapman	WR
7	Carl Chester	WR
95	Mason Clinton	DL
75	Hayes Creel	OL
11	Davis Dalton	WR
6	Micah Davis	WR
15	Kyle Davis	DL
72	Jahmir Davis	OL
89	Mike Duran	WR
38	Zion Edwards	LB
76	Larry Edwards	OL
3	Ian Foster	SAF
21	Khalil Foster	SAF
41	Ahmere Foster	SAF
52	Cooper Frazier	OL
16	Denzel Gardner	QB
7	Isaiah Gibson, Sr.	DL
82	Connor Gooding	TE
26	Logan Gregory	P
92	David Griffin	DL
80	Zavian Hales	WR
90	Najae Hallenbeck	DL
53	Joseph Harper	LB
96	Reed Harradine	K
5	JJ Hawkins	DL
22	Jermane Hayes	WR
59	Chris Hayes	DL
13	Mathis Haygood	LB
88	Kyirin Heath	TE
20	Robert Henderson	RB
27	Malachi Henderson	LB
2	Dominick Hill	SAF
23	Trey Horne	WR
8	Ishmael Ibraheem	CB
9	Jabari Ishmael	DL
78	Jez Janvier	OL
21	TJ Johnson	TE
5	Matt Jones	RB
35	Chris Jones	LB
48	Colin Kapilovic	LS
31	Zachariah Keith	DL
6	Dylan King	SAF
19	Shane King	TE
97	Elijah Kinsler	DL

2025 ROSTER BREAKDOWN

NUMERICAL

NO	NAME	POS	HT	WT	CL.	HOMETOWN / PREVIOUS SCHOOL
36	Brodarius Lewis	DL	6-2	295	Gr.	Prattville, Ala. / Jones College
37	Eric Thomas, Jr.	DL	6-3	280	Gr.	Pensacola, Fla. / Arkansas
38	Zion Edwards	LB	5-10	220	R-Jr.	Petal, Miss. / Northwest Mississippi CC
39	Javarion Barnett	DB	5-10	180	Jr.	Montgomery, Ala. / Highland CC
40	Creighton Wilbanks	K	5-10	185	Fr.	Mandeville, La. / Mandeville HS
41	Ahmere Foster	SAF	5-10	180	Jr.	Miami, Fla. / Marshall
42	Cannon McClain	SAF	6-4	170	R-So.	Hattiesburg, Miss. / Delta State
43	Tyrese Weeks	RB	5-10	252	R-So.	Queens, N.Y. / Central State
46	Luke Beard	LS	6-1	220	R-So.	Ackerman, Miss. / Mississippi State
48	Colin Kapilovic	LS	5-11	210	Fr.	Tuscaloosa, Ala. / Northridge HS
52	Cooper Frazier	OL	6-3	300	Gr.	Corinth, Miss. / Samford
53	Joseph Harper	LB	6-1	235	Sr.	Baldwyn, Miss. / Baldwyn HS
54	Amir Leonard-Jean Charles	DL	6-5	305	Fr.	Brooklyn, N.C. / Lipscomb Academy (Tenn.)
55	Carlos Slayden II	OL	6-3	300	R-Jr.	Corpus Christi, Texas / Troy
56	Greg Nunnery	OL	6-4	320	Sr.	McComb, Miss. / Mississippi Gulf Coast CC
57	Jeramie Posey	DL	6-3	270	R-So.	Hattiesburg, Miss. / Oak Grove HS
58	RJ Whitehead	OL	6-5	320	R-Jr.	Horn Lake, Miss. / UTEP
59	Chris Hayes	DL	6-3	260	R-So.	Starkville Miss. / Starkville HS
62	Aloali'i Maui	OL	6-1	310	Sr.	Pago Pago, American Samoa / Utah State
63	Blake Bustard	OL	6-7	310	Gr.	Muskegon, Mich / Eastern Michigan
64	Camden Myers	OL	6-3	305	R-Fr.	Irmo, S.C. / Western Carolina
67	Broderick Roman	OL	6-1	300	R-Sr.	Lansing, Mich. / Eastern Michigan
70	Christian Anderson	OL	6-6	300	R-Jr.	Atlanta, Ga. / Alabama A&M
71	Aaryn Parks	OL	6-4	300	R-Sr.	Seat Pleasant, Md. / South Carolina
72	Jahmir Davis	OL	6-4	295	Fr.	Cincinnati, Ohio / LaSalle HS
73	Hayden Breal	OL	6-0	320	R-Fr.	Mobile, Ala. / UMS-Wright
74	Luke Rogers	OL	6-3	290	R-So.	Brandon, Miss. / Brandon HS
75	Hayes Creel	OL	6-7	320	R-Jr.	Mt. Hermon, La. / McNeese
76	Larry Edwards	OL	6-4	285	R-Fr.	Belzoni, Miss. / Humphreys County HS
77	Chase Malamala	OL	6-6	300	R-Fr.	Palm Beach Gardens, Fla. / UCF
78	Jez Janvier	OL	6-5	305	R-Sr.	Montreal, Quebec / Eastern Michigan
79	Liam Cassidy	OL	6-4	325	So.	Portland, Ore. / Coffeyville CC
80	Zavian Hales	WR	6-2	195	R-Sr.	Brandon, Miss. / Brandon HS
81	Cace Reed	WR	5-7	150	So.	Hammond, La. / Marshall
82	Connor Gooding	TE	6-4	225	Fr.	Gilbert, S.C. / Gilbert HS
83	Dillon Rowley	WR	5-10	175	Fr.	Columbia, Miss. / Columbia HS
84	Kadinn Morris	TE	6-3	238	R-Sr.	Denham Springs, La. / Western Michigan
85	Elijah Zamora	WR	5-10	175	R-Fr.	Bedford, Texas / SE Oklahoma State
86	Israel Leamon	WR	6-0	175	Fr.	Greer, S.C. / Riverside HS
87	Caston Brown	TE	6-1	225	R-Fr.	Hattiesburg, Miss. / Oak Grove HS
88	Kyirin Heath	TE	6-5	240	Sr.	Mansfield, Texas / Ole Miss
88	Christopher Stokes	DL	6-3	300	R-Fr.	Dallas, Ga. / Marshall
89	Mike Duran	WR	6-0	175	R-Fr.	Miami, Fla. / FIU
90	Najae Hallenbeck	DL	6-5	350	R-Sr.	Lakewood, N.J. / Wagner
91	Quinzavious Warren	DL	6-2	330	R-Sr.	Canton, Miss. / UTEP
92	David Griffin	DL	6-1	285	R-So.	New Orleans, La. / Holy Cross HS
94	Kaden Morgan	K	5-11	173	R-Jr.	Spring, Texas / UT Martin
95	Mason Clinton	DL	6-5	300	So.	Hattiesburg, Miss. / East Mississippi CC
96	Reed Harradine	K	6-3	230	R-So.	Birmingham, Ala. / Grambling
97	Elijah Kinsler	DL	6-2	265	So.	Oradell, N.J. / West Virginia
98	Jaden McKinney	DL	6-3	300	Jr.	Collierville, Tenn. / Austin Peay
99	Cameron Mackey	DL	6-3	290	R-So.	Clarksdale, Miss. / Clarksdale HS

ALPHABETICAL

NO	NAME	POS
29	Jackson Klein	DL
20	Cameron Knox	SAF
86	Israel Leamon	WR
54	Amir Leonard-Jean Charles	DL
16	Jameer Lewis	DL
36	Brodarius Lewis	DL
18	Landry Lyddy	QB
99	Cameron Mackey	DL
77	Chase Malamala	OL
62	Aloali'i Maui	OL
42	Cannon McClain	SAF
17	Kyle McCormick	QB
98	Jaden McKinney	DL
9	Elijah Metcalf	WR
3	Chuck Montgomery	WR
17	Michael Montgomery	LB
94	Kaden Morgan	K
84	Kadinn Morris	TE
1	Josh Moten	CB
34	Jack Murley	P
19	Malakai Murphy	CB
64	Camden Myers	OL
22	Corey Myrick	SAF
32	Fred Nicholson	LS
56	Greg Nunnery	OL
13	Grant Page	WR
71	Aaryn Parks	OL
11	Jonathan Pennix	CB
0	Jeffery Pittman	RB
30	Garrick Ponder	DL
57	Jeramie Posey	DL
81	Cace Reed	WR
23	Anthony Richard, Jr.	CB
15	Jacobe Robinson	QB
74	Luke Rogers	OL
67	Broderick Roman	OL
83	Dillon Rowley	WR
25	Zach Ruffin	LB
55	Carlos Slayden II	OL
33	Avery Sledge	LB
88	Christopher Stokes	DL
14	J'Mond Tapp	DL
30	Andrew Tate	LS
12	Guylijah Theodule	CB
37	Eric Thomas, Jr.	DL
0	Brendan Toles	CB
91	Quinzavious Warren	DL
43	Tyrese Weeks	RB
12	John White	QB
58	RJ Whitehead	OL
40	Creighton Wilbanks	K
85	Elijah Zamora	WR

2025 ROSTER BREAKDOWN

QUARTERBACKS

1	Braylon Braxton	QB	6-2	227	R-Sr.	Frisco, Texas / Marshall
12	John White	QB	6-0	205	R-Fr.	West, Miss. / Madison Ridgeland Academy
15	Jacobe Robinson	QB	6-3	220	R-So.	Henderson, Texas / Boston College
16	Denzel Gardner	QB	6-0	215	Fr.	Hyattsville, M.D. / DeMatha Catholic HS
17	Kyle McCormick	QB	6-1	195	R-Jr.	Lincoln, Calif. / La Costa Canyon HS
18	Landry Lyddy	QB	6-0	195	R-Jr.	Stonewall, La. / UAB

RUNNING BACKS

0	Jeffery Pittman	RB	5-10	205	R-Jr.	Taylorsville, Miss. / Mississippi State
5	Matt Jones	RB	5-8	205	R-Sr.	Jackson, Miss. / Ole Miss
14	Robert Briggs	RB	5-7	181	R-Jr.	Bellville, Texas / Utah State
20	Robert Henderson	RB	5-9	180	Fr.	Griffin, Ga. / Spalding HS
24	Jaylin Carter	ATH	5-10	205	R-Jr.	Valdosta, Ga. / Lowndes HS
25	Josiah Basten	RB	5-9	189	R-So.	Bonduel, Wisc. / UW - Platteville
43	Tyrese Weeks	RB	5-10	252	R-So.	Queens, N.Y. / Central State

WIDE RECEIVERS

2	Tychaun Chapman	WR	5-8	180	R-Jr.	Virginia Beach, Va. / Marshall
3	Chuck Montgomery	WR	5-10	180	R-Sr.	Seffner, Fla. / Marshall
6	Micah Davis	WR	5-11	192	R-Sr.	Atlanta, Ga. / Ole Miss
7	Carl Chester	WR	6-3	203	R-Sr.	Manor, Texas / Marshall
8	Bralon Brown	WR	6-2	207	R-Sr.	Miramar, Fla. / Marshall
9	Elijah Metcalf	WR	5-9	175	R-Sr.	Charlotte, N.C. / Marshall
11	Davis Dalton	WR	6-3	212	R-Jr.	Madison, Miss. / Madison-Ridgeland Academy
13	Grant Page	WR	6-2	205	R-Jr.	Boulder, Colo. / Utah State
22	Jermane Hayes	WR	5-10	165	Fr.	University, Fla. / University HS
23	Trey Horne	WR	6-2	180	R-So.	Columbia, S.C. / Georgia Tech
80	Zavian Hales	WR	6-2	195	R-Sr.	Brandon, Miss. / Brandon HS
81	Cace Reed	WR	5-7	150	So.	Hammond, La. / Marshall
83	Dillon Rowley	WR	5-10	175	Fr.	Columbia, Miss. / Columbia HS
85	Elijah Zamora	WR	5-10	175	R-Fr.	Bedford, Texas / SE Oklahoma State
86	Israel Leamon	WR	6-0	175	Fr.	Greer, S.C. / Riverside HS
89	Mike Duran	WR	6-0	175	R-Fr.	Miami, Fla. / FIU

TIGHT ENDS

19	Shane King	TE	6-5	235	Fr.	Gainesville, Ga. / Gainesville HS
21	TJ Johnson	TE	6-4	225	R-So.	Chesapeake, Va. / West Virginia
82	Connor Gooding	TE	6-4	220	Fr.	Gilbert, S.C. / Gilbert HS
84	Kadinn Morris	TE	6-3	235	R-Sr.	Denham Springs, La. / Western Michigan
88	Kyirin Heath	TE	6-5	240	Sr.	Mansfield, Texas / Ole Miss
87	Caston Brown	TE	6-1	227	R-Fr.	Hattiesburg, Miss. / Oak Grove HS

OFFENSIVE LINE

52	Cooper Frazier	OL	6-3	300	Gr.	Corinth, Miss. / Samford
55	Carlos Slayden II	OL	6-2	290	R-Jr.	Corpus Christi, Texas / Troy
56	Greg Nunnery	OL	6-4	315	Sr.	McComb, Miss. / Mississippi Gulf Coast CC
58	RJ Whitehead	OL	6-5	315	R-Jr.	Horn Lake, Miss. / UTEP
62	Aloali'i Maui	OL	6-1	310	Sr.	Pago Pago, American Samoa / Utah State
63	Blake Bustard	OL	6-7	310	Gr.	Muskegon, Mich / Eastern Michigan
64	Camden Myers	OL	6-3	315	R-Fr.	Irmo, S.C. / Western Carolina
67	Broderick Roman	OL	6-1	300	R-Sr.	Lansing, Mich. / Eastern Michigan
70	Christian Anderson	OL	6-6	295	R-Jr.	Atlanta, Ga. / Alabama A&M
71	Aaryn Parks	OL	6-4	300	R-Sr.	Seat Pleasant, Md. / South Carolina
72	Jahmir Davis	OL	6-4	295	Fr.	Cincinnati, Ohio / LaSalle HS
73	Hayden Breal	OL	6-0	317	R-Fr.	Mobile, Ala. / UMS-Wright
74	Luke Rogers	OL	6-3	290	R-So.	Brandon, Miss. / Brandon HS
75	Hayes Creel	OL	6-7	319	R-Jr.	Mt. Hermon, La. / McNeese
76	Larry Edwards	OL	6-4	275	R-Fr.	Belzoni, Miss. / Humphreys County HS
77	Chase Malamala	OL	6-6	295	R-Fr.	Palm Beach Gardens, Fla. / UCF
78	Jez Janvier	OL	6-5	315	R-Sr.	Montreal, Quebec / Eastern Michigan
79	Liam Cassidy	OL	6-4	330	So.	Portland, Ore. / Coffeyville CC

BY STATE

ALABAMA (7)		
21	Khalil Foster	Brundidge
36	Brodiarius Lewis	Prattville
96	Reed Harradine	Birmingham
39	Javarion Barnett	Montgomery
48	Colin Kapilovic	Tuscaloosa
73	Hayden Breal	Mobile
3	Ian Foster	Brundidge

CALIFORNIA (1)		
17	Kyle McCormick	Lincoln

COLORADO (1)		
13	Grant Page	Boulder

CONNECTICUT (1)		
15	Kyle Davis	Bloomfield

FLORIDA (15)		
12	Guylijah Theodule	Miami
19	Malakai Murphy	Starke
26	Shaddai Carter	Miami
37	Eric Thomas, Jr.	Pensacola
9	Jabari Ishmael	Miami
29	Jackson Klein	Boca Raton
30	Garrick Ponder	St. Petersburg
77	Chase Malamala	Palm Beach Gardens
26	Logan Gregory	Clearwater
2	Dominick Hill	Orlando
41	Ahmere Foster	Miami
3	Chuck Montgomery	Seffner
8	Bralon Brown	Miramar
22	Jermane Hayes	University
89	Mike Duran	Miami

GEORGIA (11)		
24	Jaylin Carter	Valdosta
24	Josh Battle	Hoschton
5	JJ Hawkins	Lawrenceville
31	Zachariah Keith	Douglasville
88	Christopher Stokes	Dallas
13	Mathis Haygood	Fayetteville
70	Christian Anderson	Atlanta
20	Robert Henderson	Griffin
18	MaLik Caswell	Midway
19	Shane King	Gainesville
6	Micah Davis	Atlanta

LOUISIANA (8)		
23	Anthony Richard, Jr.	Lafayette
14	J'Mond Tapp	Donaldsonville
92	David Griffin	New Orleans
40	Creighton Wilbanks	Mandeville
75	Hayes Creel	Mt. Hermon
18	Landry Lyddy	Stonewall
84	Kadinn Morris	Denham Springs
81	Cace Reed	Hammond

MARYLAND (3)		
16	Denzel Gardner	Hyattsville
1	Josh Moten	Waldorf
71	Aaryn Parks	Seat Pleasant

MICHIGAN (2)		
67	Broderick Roman	Lansing
63	Blake Bustard	Muskegon

MISSISSIPPI (31)		
0	Jeffery Pittman	Taylorsville
0	Brendan Toles	Oxford
16	Jameer Lewis	McComb
57	Jeramie Posey	Hattiesburg
59	Chris Hayes	Starkville
91	Quinzavious Warren	Canton
95	Mason Clinton	Hattiesburg
99	Cameron Mackey	Clarksdale
25	Zach Ruffin	Philadelphia
27	Malachi Henderson	Hattiesburg
32	Peyton Anderson	Columbia
33	Avery Sledge	Hattiesburg

2025 ROSTER BREAKDOWN

DEFENSIVE BACKS

0	Brendan Toles	CB	6-0	180	R-Sr.	Oxford, Miss. / Lafayette HS
1	Josh Moten	CB	6-0	180	Sr.	Waldorf, Md. / Marshall
2	Dominick Hill	SAF	6-1	205	R-Sr.	Orlando, Fla. / Liberty
3	Ian Foster	SAF	5-10	180	R-So.	Brundidge, Ala. / Marshall
6	Dylan King	DB	6-2	195	R-Jr.	Nashville, Tenn. / East Mississippi CC
8	Ishmael Ibraheem	DB	6-0	175	R-Jr.	Dallas, Texas / Marshall
11	Jonathan Pennix	CB	6-0	180	R-So.	Concord, Va. / Virginia Tech
12	Guylijah Theodule	CB	6-1	170	So.	Miami, Fla. / Marshall
18	MaLik Caswell	SAF	6-0	184	R-Fr.	Midway, Ga. / Marshall
19	Malakai Murphy	CB	6-1	185	So.	Starke, Fla. / Colorado
20	Cameron Knox	SAF	5-8	190	R-Jr.	New Albany, Miss. / New Albany HS
21	Khalil Foster	DB	5-11	180	Fr.	Brundidge, Ala. / Pike County HS
22	Corey Myrick	SAF	6-2	195	So.	Cincinnati, Ohio / Marshall
23	Anthony Richard, Jr.	CB	6-1	195	R-Sr.	Lafayette, La. / Marshall
24	Josh Battle	DB	5-11	202	R-Sr.	Hoschton, Ga. / Chattanooga
26	Shaddai Carter	DB	5-9	165	Fr.	Miami, Fla. / Christopher Columbus HS
39	Javarion Barnett	DB	5-10	180	Jr.	Montgomery, Ala. / Highland CC
41	Ahmere Foster	SAF	5-9	167	Jr.	Miami, Fla. / Marshall
42	Cannon McClain	SAF	6-4	170	R-So.	Hattiesburg, Miss. / Delta State

DEFENSIVE LINE

5	JJ Hawkins	DE	6-2	265	R-Jr.	Lawrenceville, Ga. / Marshall
7	Isaiah Gibson, Sr.	DL	6-4	325	R-Sr.	Springfield, Ohio / Marshall
9	Jabari Ishmael	DL	6-5	265	R-Sr.	Miami, Fla. / Marshall
14	J'Mond Tapp	DL	6-3	255	R-Jr.	Donaldsonville, La. / Arizona State
15	Kyle Davis	DL	6-3	262	R-Sr.	Bloomfield, Conn. / Howard
16	Jameer Lewis	DL	6-2	230	Sr.	McComb, Miss. / Southwest Mississippi CC
29	Jackson Klein	DL	6-1	258	R-Fr.	Boca Raton, Fla. / Marshall
30	Garrick Ponder	DL	6-6	250	R-Jr.	St. Petersburg, Fla. / North Alabama
31	Zachariah Keith	DL	6-6	255	R-So.	Douglasville, Ga. / West Virginia
36	Brodarius Lewis	DT	6-2	300	Gr.	Prattville, Ala. / Jones College
37	Eric Thomas, Jr.	DE	6-2	265	Gr.	Pensacola, Fla. / Arkansas
54	Amir Leonard-Jean Charles	DL	6-4	295	Fr.	Brooklyn, N.C. / Lipscomb Academy (Tenn.)
57	Jeramie Posey	DL	6-3	270	R-So.	Hattiesburg, Miss. / Oak Grove HS
59	Chris Hayes	DL	6-3	250	R-So.	Starkville Miss. / Starkville HS
88	Christopher Stokes	DL	6-3	300	R-Fr.	Dallas, Ga. / Marshall
90	Najae Hallenbeck	DL	6-5	350	R-Sr.	Lakewood, N.J. / Wagner
91	Quinzavious Warren	DL	6-1	320	R-Sr.	Canton, Miss. / UTEP
92	David Griffin	DL	6-1	290	R-So.	New Orleans, La. / Holy Cross HS
95	Mason Clinton	DL	6-5	293	So.	Hattiesburg, Miss. / East Mississippi CC
97	Elijah Kinsler	DL	6-2	270	So.	Oradell, N.J. / West Virginia
98	Jaden Mckinney	DL	6-3	285	Jr.	Collierville, Tenn. / Austin Peay
99	Cameron Mackey	DL	6-3	290	R-So.	Clarksdale, Miss. / Clarksdale HS

LINEBACKERS

13	Mathis Haygood	LB	6-3	230	R-So.	Fayetteville, Ga. / Marshall
17	Michael Montgomery	LB	6-3	240	Jr.	Seattle, Wash. / Portland State
25	Zach Ruffin	LB	6-3	200	Fr.	Philadelphia, Miss. / Neshoba Central HS
27	Malachi Henderson	LB	6-0	220	Fr.	Hattiesburg, Miss. / Oak Grove HS
32	Peyton Anderson	LB	6-1	215	R-Jr.	Columbia, Miss. / Jones College
33	Avery Sledge	LB	6-2	215	Jr.	Hattiesburg, Miss. / Mississippi State
35	Chris Jones	LB	6-0	230	So.	Byram, Miss. / Hartfield Academy
38	Zion Edwards	LB	5-10	220	R-Jr.	Petal, Miss. / Northwest Mississippi CC
53	Joseph Harper	LB	6-1	230	Sr.	Baldwyn, Miss. / Baldwyn HS

SPECIALISTS

26	Logan Gregory	P	5-11	185	Sr.	Clearwater, Fla. / West Florida
30	Andrew Tate	LS	5-10	205	Jr.	Madden, Miss. / Hinds CC
32	Fred Nicholson	LS	5-10	215	Fr.	Gautier, Miss. / Gautier HS
34	Jack Murley	P	6-2	215	Fr.	Cranbourne North, Victoria, Australia / Universal School
46	Luke Beard	LS	6-1	225	R-So.	Ackerman, Miss. / Mississippi State
48	Colin Kapilovic	LS	5-11	215	Fr.	Tuscaloosa, Ala. / Northridge HS
49	Kinnick Manley	LS	6-2	210	R-Jr.	Firestone, Colo. / FIU
40	Creighton Wilbanks	K	5-10	180	Fr.	Mandeville, La. / Mandeville HS
94	Kaden Morgan	K	5-11	175	R-Jr.	Spring, Texas / UT Martin
96	Reed Harradine	K	6-3	225	R-So.	Birmingham, Ala. / Grambling

MISSISSIPPI CONT.

35	Chris Jones	Byram
38	Zion Edwards	Petal
53	Joseph Harper	Baldwyn
30	Andrew Tate	Madden
32	Fred Nicholson	Gautier
46	Luke Beard	Ackerman
52	Cooper Frazier	Corinth
56	Greg Nunnery	McComb
58	RJ Whitehead	Horn Lake
74	Luke Rogers	Brandon
76	Larry Edwards	Belzoni
12	John White	West
5	Matt Jones	Jackson
20	Cameron Knox	New Albany
87	Caston Brown	Hattiesburg
11	Davis Dalton	Madison
80	Zavian Hales	Brandon
83	Dillon Rowley	Columbia
42	Cannon McClain	Hattiesburg

NORTH CAROLINA (2)

54	Amir Leonard-Jean Charles	Brooklyn
9	Elijah Metcalf	Charlotte

NEW JERSEY (2)

90	Najae Hallenbeck	Lakewood
97	Elijah Kinsler	Oradell

NEW YORK (1)

43	Tyrese Weeks	Queens
----	--------------	--------

OHIO (3)

7	Isaiah Gibson, Sr.	Springfield
72	Jahmir Davis	Cincinnati
22	Corey Myrick	Cincinnati

OREGON (1)

79	Liam Cassidy	Portland
----	--------------	----------

SOUTH CAROLINA (4)

64	Camden Myers	Irmo
82	Connor Gooding	Gilbert
23	Trey Horne	Columbia
86	Israel Leamon	Greer

TENNESSEE (2)

6	Dylan King	Nashville
98	Jaden Mckinney	Collierville

TEXAS (9)

8	Ishmael Ibraheem	Dallas
94	Kaden Morgan	Spring
55	Carlos Slayden II	Corpus Christi
1	Braylon Braxton	Frisco
15	Jacobe Robinson	Henderson
14	Robert Briggs	Bellville
88	Kyirin Heath	Mansfield
7	Carl Chester	Manor
85	Elijah Zamora	Bedford

VIRGINIA (3)

11	Jonathan Pennix	Concord
21	TJ Johnson	Chesapeake
2	Tychaun Chapman	Virginia Beach

WASHINGTON (1)

17	Michael Montgomery	Seattle
----	--------------------	---------

WISCONSIN (1)

25	Josiah Basten	Bonduel
----	---------------	---------

AMERICAN SAMOA (1)

62	Aloali'i Maui	Pago Pago
----	---------------	-----------

AUSTRALIA (1)

32	Jack Murley	Cranbourne North, Victoria
----	-------------	----------------------------

THE LAST TIME...

RUSHING	
100 yards	115 - Dreke Clark vs. South Alabama, 11/23/24
200 yards	247 - Frank Gore Jr. at App State, 10/28/23
300 yards	329 - Frank Gore Jr. vs. Rice, 12/17/22
50+ yard touchdown	70 - Kenyon Clay vs. Southeastern, 9/7/24
Two 100-yard performances	128 - Ito Smith vs. Savannah State, 9/10/16
(same game)	116 - George Payne vs. Savannah State, 9/10/16
3 TDs	3 - Kevin Perkins vs. North Alabama, 11/7/20
4 TDs	4 - Tate Whatley vs. Liberty, 10/24/20
5 TDs	5 - Austin Davis vs. UAB, 11/1/08

PASSING	
20 completions	28 - Braylon Braxton at Louisiana Tech, 9/20/25
300 yards	392 - Braylon Braxton at Louisiana Tech, 9/20/25
400 yards	421 - Jack Abraham vs. North Texas, 10/12/19
500 yards	591 - Nick Mullens, 10/1/16
50+ yard touchdown pass	80 - Billy Wiles to Jakarius Caston vs. ULM, 11/4/23
75+ yard touchdown pass	80 - Billy Wiles to Jakarius Caston vs. ULM, 11/4/23
3 TDs	3 - Braylon Braxton vs. Jackson State, 9/6/25

RECEIVING	
10+ receptions	10 - Ti Mims at App State, 10/28/23
100 yards	118 (4) - Carl Chester at Louisiana Tech, 9/20/25
200 yards	209 (7) - Quez Watkins at Troy, 9/14/19
Two 100-yard performances	180 (11) - Jaylond Adams at Troy, 9/14/19
(same game)	209 (7) - Quez Watkins at Troy, 9/14/19
Two with two receiving touchdowns	2 - Ito Smith at Rice, 11/14/15
(same game)	2 - Mike Thomas at Rice, 11/14/15
3 TDs	3 - Quez Watkins vs. Jackson State, 9/1/18

TOUCHDOWN RETURNS (YARDAGE)	
Punt	82 - Ti Mims vs. Old Dominion, 10/7/23
Kickoff	98 - Jakarius Caston at Misissippi State, 11/18/23
Kickoff and punt	89 (kickoff) - Jaylond Adams vs. Alcorn State, 8/31/19
(same game)	80 (punt) - Jaylond Adams vs. Alcorn State, 8/31/19
Blocked Punt	30 - Zach Ruffin vs. Jackson State, 9/6/25
Blocked Field Goal	69 - Braxton Myers at ULM, 10/12/24
Interception	99 - Ian Foster vs. App State, 9/13/25
Fumble	12 - Swayze Bozeman vs. Northwestern State, 9/17/22

DEFENSIVE	
2 interceptions	2 - Kelsey Douglas vs. Charlotte, 11/18/17
Defensive Extra Point	85 - Rod Davis at Alabama, 11/29/01

TEAM	
Rushed for 300 or More Yards	301 at App State, 10/28/23
Rushed for 400 or More Yards	463 vs. UAB, 11/1/08
Passed for 300 or More Yards	397 vs. USF, 9/14/24
Passed for 400 or More Yards	400 vs. Northwestern State, 9/17/22
Passed for 500 or More Yards	514 at Troy, 9/14/19
Total Off. Surpassed 400 Yards	514 at Louisiana Tech, 9/20/25
Total Off. Surpassed 500 Yards	514 at Louisiana Tech, 9/20/25
Total Off. Surpassed 600 Yards	626 at Troy, 9/14/19
Scored 50 or More Points	64 vs. NW State, 9/17/22
Shut out an Opponent	37-0 vs. Grambling, 9/11/21
Held an Opp Under 50 Yds Rushing	-6 vs. Texas State, 10/22/22
Held Opp Under 100 Yds Rushing	95 vs. App State, 9/13/25
Held an Opp. Under 50 Yards Passing	44 vs. Alcorn State, 9/2/23
Held an Opp. Under 100 Yards Passing	44 vs. Alcorn State, 9/2/23
Held an Opp. Under 100 Yards of Total Offense	41 vs. Savannah State, 9/10/16

MISCELLANEOUS	
Scored Four or More Touchdowns:	Tate Whatley had four touchdowns vs. Liberty, 10/24/20
Punt of More Than 50 Yards:	Reed Harradine had a punt of 50 yards at Louisiana Tech, 9/20/25
Kicked a 50 or More Yard Field Goal:	Connor Gibbs kicked a 59-yard field goal vs. South Ala., 11/23/24
Three or More Field Goals:	Connor Gibbs kicked three field goals at James Madison, 10/26/24
Had a Safety:	Camron Harrell forced an intentional grounding in end zone vs. Louisiana, 10/27/22
Blocked a Field Goal:	Demeco Roland blocked Max Larson's 41-yard field goal at ULM, 10/12/24
Blocked a Punt:	Trey Horne vs. Jackson State, 9/6/25
Blocked an Extra Point:	Demeco Roland at Jax State, 9/21/24

OPPONENT RUSHING	
100 yards	104 - Fluff Bothwell, South Alabama, 11/23/24
200 yards	209 - Spencer Brown, UAB, 10/28/17
50+ yards touchdown	68 - Lincoln Pare, Texas State, 11/16/24
5 TDs	5 - Antowain Smith, Houston, 11/9/96

OPPONENT PASSING	
20 completions	26 - Blake Shapen, Mississippi State, 8/30/25
30 completions	34 - Jake Browning, Washington, 12/26/15
300 yards	335 - Jordan McCloud, Texas State, 11/16/24
400 yards	504 - Kaleb Barker, of Troy, 9/14/19
5 TDs	5 - Bryce Young, Alabama, 9/25/21
50+ yard touchdown pass	57 - Blake Shapen, Mississippi State, 8/30/25
75+ yard touchdown pass	85 - Tyler Ruff, Jax State, 9/21/24

OPPONENT RECEIVING	
10+ receptions	10 - Jaden Barnes, App State, 9/13/25
100 yards	155 - Eli Finley, Louisiana Tech, 9/20/25
50+ yard touchdown reception	57 - Seydou Traore, Mississippi State, 8/30/25

OPPONENT DEFENSE	
2 Interceptions	2 - Juwan Foggie, Charlotte, 10/27/18
3 Interceptions	3 - Amik Robertson, LA Tech, 10/19/19
Safety	Arkansas State, 10/15/22

OPPONENT TOUCHDOWN RETURNS (YARDAGE)	
Punt	70 - Eugene Wilson, Illinois, 9/7/02
Kickoff	94 - Cam Thomas, James Madison, 10/26/24
Blocked Punt	18 - Tra Fluellen, Middle Tennessee, 10/30/21
Blocked Field Goal	68 - Jay Hughes, Mississippi State, 8/30/14
Interception	57 - Wesley Miller, South Alabama, 11/23/24
Fumble	40 - Chris Rodgers, Troy, 11/25/23
2 Fumble TDs	43 - KD Davis, North Texas, 11/6/21
(same game)	37 - Grayson Murphy, North Texas, 11/6/21

OPPONENT TEAM	
Held USM to less than 100 yards of total offense	54 - Alabama, 9/12/92
Held USM to fewer than 100 yards rushing	90 - USF, 9/14/24
Recorded a Shutout	Kentucky, 31-0, 8/31/24
300 yards rushing	369 - USF, 9/14/24
400 yards rushing	414 - Tulane, 9/26/20
400 yards passing	437 - Texas State, 11/16/24
500 yards passing	504 - Troy, 9/14/19
500 tards of total offense	703 - Texas State, 11/16/24
600 yards of total offense	703 - Texas State, 11/16/24
50+ points	58 by Texas State, 11/16/24

OPPONENT MISCELLANEOUS	
5+ TDs	6 - Antowain Smith, Houston, 11/9/96
50+ yard field goal	55 yards - Kyle Ferrie, Mississippi State, 8/30/25
3+ field goals	3 - Nathan Totten, Marshall, 11/9/24
Blocked field goal	37 yards - Kenard Snyder, ULM , 11/4/23
Blocked punt	Reed Linder, Arkansas State, 9/23/23
Blocked extra point	Darold DeNgohe, James Madison, 10/26/24
Defensive extra point	Chris Shearin, James Madison, 10/26/24
70+ yard punt	72 - Kaare Vedvik, Marshall, 10/29/16

2025 HIGH/LOW COMPARISON - INDIVIDUAL

INDIVIDUAL GAME HIGHS - SOUTHERN MISS

CATEGORY	PLAYER
RUSHES	12 - Braylon Braxton vs. Mississippi State, 8/30; 12 - Matt Jones at Louisiana Tech, 9/20
RUSHING YARDS	71 - Jeffery Pittman vs. Jackson State, 9/6
TD RUSHES	2 - Jeffery Pittman vs. App State, 9/13
LONG RUSH	23 - Jeffery Pittman vs. Jackson State, 9/6
PASS ATTEMPTS	47 - Braylon Braxton at Louisiana Tech, 9/20
PASS COMPLETIONS	28 - Braylon Braxton at Louisiana Tech, 9/20
YARDS PASSING	392 - Braylon Braxton at Louisiana Tech, 9/20
TD PASSES	3 - Braylon Braxton vs. Jackson State, 9/6
LONG PASS	48 - Braylon Braxton vs. App State, 9/13
RECEPTIONS	6 - Carl Chester vs. Mississippi State, 8/30
YARDS RECEIVING	118 - Carl Chester at Louisiana Tech, 9/20
TD RECEPTIONS	1 - 9x
LONG RECEPTION	48 - Elijah Metcalf vs. App State, 9/13
PUNTS	5 - Jack Murley vs. Mississippi State, 8/30; Reed Harradine at Louisiana Tech, 9/20
PUNTING AVG	45.2 - Reed Harradine at Louisiana Tech, 9/20
LONG PUNT	50 - Reed Harradine at Louisiana Tech, 9/20
PUNTS INSIDE 20	2 - Jack Murley vs. Jackson State, 9/6
LONG PUNT RETURN	30 - Zach Ruffin vs. Jackson State, 9/6
LONG KICKOFF RETURN	32 - Ian Foster vs. Mississippi State, 8/30
TACKLES	14 - Chris Jones at Louisiana Tech, 9/20
SACKS	3 - J'Mond Tapp vs. App State, 9/13
TACKLES FOR LOSS	3.0 - J'Mond Tapp vs. App State, 9/13
INTERCEPTIONS	1 - 6x

INDIVIDUAL GAME HIGHS - OPPONENTS

CATEGORY	PLAYER
RUSHES	24 - Rashod Dubinion, App State, 9/13
RUSHING YARDS	95 - Rashod Dubinion, App State, 9/13
TD RUSHES	2 - Fluff Bothwell, Mississippi State, 8/30
LONG RUSH	47 - Travis Terrell, Jr., Jackson State, 9/6
PASS ATTEMPTS	33 - Blake Shapen, Mississippi State, 8/30
PASS COMPLETIONS	26 - Blake Shapen, Mississippi State, 8/30
YARDS PASSING	272 - Blake Shapen, Mississippi State, 8/30
TD PASSES	1 - 2x
LONG PASS	73 - Blake Baker, Louisiana Tech, 9/20
RECEPTIONS	10 - Jaden Barnes, App State, 9/13
YARDS RECEIVING	155 - Eli Finley, Louisiana Tech, 9/20
TD RECEPTIONS	1 - 2x
LONG RECEPTION	73 - Eli Finley, Louisiana Tech, 9/20
PUNTS	8 - John Hoyet Chance, Louisiana Tech, 9/20
PUNTING AVG	49.8 - John Hoyet Chance, Louisiana Tech, 9/20
LONG PUNT	61 - John Hoyet Chance, Louisiana Tech, 9/20
PUNTS INSIDE 20	4 - John Hoyet Chance, Louisiana Tech, 9/20
LONG PUNT RETURN	24 - Dedrick Latulas, Louisiana Tech, 9/20
LONG KICKOFF RETURN	77 - Errick Simmons, Jackson State, 9/6
TACKLES	10 - Quincy Ivory, Jackson State, 9/6
SACKS	1 - 4x
TACKLES FOR LOSS	3.0 - Colton Phares, App State, 9/13
INTERCEPTIONS	1 - 3x

2025 HIGH/LOW COMPARISON - TEAM

TEAM GAME HIGHS

OPPONENT	CATEGORY	SOUTHERN MISS
42 - Jackson State, 9/6	RUSHES	36 - vs. Jackson State, 9/6
191 - Jackson State, 9/6	YARDS RUSHING	139 - vs. Jackson State, 9/6
4.5 - Jackson State, 9/6	YARDS PER RUSH	4.4 - vs. App State, 9/13
3 - 2x	TD RUSHES	2 - vs. App State, 9/13
52 - App State, 9/13	PASS ATTEMPTS	47 - at Louisiana Tech, 9/20
31 - App State, 9/13	PASS COMPLETIONS	28 - at Louisiana Tech, 9/20
375 - App State, 9/13	YARDS PASSING	392 - at Louisiana Tech, 9/20
11.4 - Louisiana Tech, 9/20	YARDS PER PASS	9.0 - vs. App State, 9/13
1 - 2x	TD PASSES	3 - vs. Jackson State, 9/6
90 - App State, 9/13	TOTAL PLAYS	82 - at Louisiana Tech, 9/20
470 - App State, 9/13	TOTAL OFFENSE	514 - at Louisiana Tech, 9/20
6.0 - Mississippi State, 8/30	YARDS PER PLAY	6.9 - vs. App State, 9/13
34 - Mississippi State, 8/30	POINTS	38 - 2x
2 - Jackson State, 9/6	SACKS BY	5 - vs. App State, 9/13
27 - App State, 9/13	FIRST DOWNS	29 - at Louisiana Tech, 9/20
14 - Mississippi State, 8/30	PENALTIES	9 - vs. App State, 9/13
119 - Mississippi State, 8/30	PENALTY YARDS	74 - vs. App State, 9/13
1 - 3x	INTERCEPTIONS BY	3 - vs. App State, 9/13
8 - Louisiana Tech, 9/20	PUNTS	5 - 2x
49.8 - Louisiana Tech, 9/20	PUNTING AVG	45.2 - at Louisiana Tech, 9/20
61 - Louisiana Tech, 9/20	LONG PUNT	50 - at Louisiana Tech, 9/20
4 - Louisiana Tech, 9/20	PUNTS INSIDE 20	2 - vs. Jackson State, 9/6
24 - Louisiana Tech, 9/20	LONG PUNT RETURN	30 - vs. Jackson State, 9/6

TEAM GAME LOWS

OPPONENT	CATEGORY	SOUTHERN MISS
38 - 2x	RUSHES	25 - vs. App State, 9/13
95 - App State, 9/13	YARDS RUSHING	102 - vs. Mississippi State, 8/30
2.5 - App State, 9/13	YARDS PER RUSH	2.9 - vs. Mississippi State, 8/30
2 - 2x	TD RUSHES	0 - 2x
21 - Louisiana Tech, 9/20	PASS ATTEMPTS	31 - vs. App State, 9/13
14 - Jackson State, 9/6	PASS COMPLETIONS	22 - 2x
131 - Jackson State, 9/6	YARDS PASSING	199 - vs. Mississippi State, 8/30
4.7 - Jackson State, 9/6	YARDS PER PASS	5.1 - vs. Mississippi State, 8/30
0 - 2x	TD PASSES	2 - 3x
59 - Louisiana Tech, 9/20	TOTAL PLAYS	56 - vs. App State, 9/13
322 - Jackson State, 9/6	TOTAL OFFENSE	301 - vs. Mississippi State, 8/30
4.6 - Jackson State, 9/6	YARDS PER PLAY	4.1 - vs. Mississippi State, 8/30
20 - Jackson State, 9/6	POINTS	17 - vs. Mississippi State, 8/30
1 - 3x	SACKS BY	1 - vs. Mississippi State, 8/30
14 - Louisiana Tech, 9/20	FIRST DOWNS	18 - 2x
7 - App State, 9/13	PENALTIES	4 - vs. Jackson State, 9/6
65 - App State, 9/13	PENALTY YARDS	43 - vs. Jackson State, 9/6
0 - Jackson State, 9/6	INTERCEPTIONS BY	0 - at Louisiana Tech, 9/20
4 - 2x	PUNTS	3 - vs. Jackson State, 9/6
25.2 - Jackson State, 9/6	PUNTING AVG	31.0 - vs. App State, 9/13
40 - Jackson State, 9/6	LONG PUNT	42 - vs. Jackson State, 9/6
0 - 2x	PUNTS INSIDE 20	0 - at Louisiana Tech, 9/20
0 - 2x	LONG PUNT RETURN	0 - vs. Mississippi State, 8/30

LAST 10 SINGLE-GAME PERFORMANCES

10+ TACKLES GAME

PLAYER	DATE	OPPONENT	TACKLES
Chris Jones	9/20/25	Louisiana Tech	14
Michael Montgomery	9/20/25	Louisiana Tech	
Michael Montgomery	9/13/25	App State	13
Ian Foster	9/13/25	App State	12
Chris Jones	9/13/25	App State	12
Chris Jones	8/30/25	Mississippi State	13
Josh Moten	8/30/25	Mississippi State	11
Jay Jones	10/26/24	James Madison	10
Tre' Pinkney	10/5/24	Louisiana	12
Elijah Sabbatini	10/5/24	Louisiana	10

100+ YARD RECEIVING GAME

PLAYER	DATE	OPPONENT	REC. YARDS
Carl Chester	9/20/25	Louisiana Tech	118
Tychaun Chapman	9/13/25	App State	112
Ti Mims	9/14/24	South Florida	128
Larry Simmons	9/7/24	Southeastern	100
Ti Mims	10/25/23	App State	141
Latreal Jones	9/30/23	Texas State	124
Jakarius Caston	9/2/23	Alcorn State	104
Jason Brownlee	11/16/22	South Alabama	109
Jason Brownlee	11/12/22	Coastal Carolina	123
Jason Brownlee	10/27/22	Louisiana	102

300-YARD PASSING GAME

PLAYER	DATE	OPPONENT	PASS YARDS
Braylon Braxton	9/20/25	Louisiana Tech	392
Jake Lange	10/2/21	Rice	304
Jack Abraham	9/3/20	South Alabama	314
Jack Abraham	10/19/19	Lousiana Tech	327
Jack Abraham	10/12/19	North Texas	421
Jack Abraham	10/13/18	North Texas	318
Jack Abraham	9/28/19	UTEP	351
Jack Abraham	9/14/19	Troy	463
Jack Abraham	9/22/18	Rice	428
Jack Abraham	9/8/18	ULM	378

10+ RECEPTIONS GAME

PLAYER	DATE	OPPONENT	RECEPTIONS
Ti Mims	10/28/23	App State	10
Jason Brownlee	10/8/22	at Troy	12
Demarcus Jones	9/26/20	Tulane	11
Tim Jones	10/26/19	at Rice	10
Jaylond Adams	9/14/19	at Troy	11
Jordan Mitchell	10/13/18	at North Texas	12
Quez Watkins	9/8/18	ULM	11
Allenzae Staggers	12/17/16	Louisiana	11
D.J. Thompson	11/25/16	Louisiana Tech	12
D.J. Thompson	10/31/15	UTEP	10

100-YARD RUSHING GAME

PLAYER	DATE	OPPONENT	RUSH YDS
Dreke Clark	11/23/24	South Alabama	115
Frank Gore Jr.	11/9/23	Louisiana	158
Frank Gore Jr.	11/4/23	ULM	131
Frank Gore Jr.	10/28/23	App State	247
Frank Gore Jr.	9/30/23	Texas State	123
Frank Gore Jr.	9/23/23	Arkansas State	132
Frank Gore Jr.	12/17/22	Rice	329
Frank Gore Jr.	11/26/22	ULM	199
Frank Gore Jr.	9/3/22	Liberty	178
Dajon Richard	11/13/21	UTSA	123

200+ ALL-PURPOSE YARDS GAME

PLAYER	DATE	OPPONENT	A-P YDS
Jakarius Caston	11/18/23	Mississippi State	205
Frank Gore Jr.	10/25/23	at App State	260
Frank Gore Jr.	12/17/22	Rice	329
Frank Gore Jr.	11/26/22	at ULM	225
Quez Watkins	9/14/19	at Troy	209
Jaylond Adams	8/31/19	Alcorn State	203
Quez Watkins	9/1/18	Jackson State	241
Ito Smith	9/16/17	at ULM	254
Allenzae Staggers	12/17/16	Louisiana	233
Allenzae Staggers	10/1/16	Rice	292

SCORING DRIVES

SOUTHERN MISS SCORING DRIVES

QTR	CLOCK	PLAY	PLS	YDS	TIME
MISSISSIPPI STATE					
1	7:54	Harradine 43-yard FG	4	1	0:38
2	9:32	M. Davis 3 pass from Braxton	12	81	4:25
4	0:33	TJ Johnson 7 pass from Braxton	10	73	4:16

JACKSON STATE					
1	12:06	Ruffin 30 blocked punt return	-	-	-
1	0:23	B. Brown 8 pass from Braxton	12	87	4:15
2	10:44	Harradine 35-yard FG	7	58	2:32
3	5:29	M. Davis 15 pass from Braxton	7	45	2:48
4	14:54	Morris 10 pass from Braxton	11	65	3:51
4	9:59	Briggs, Jr. 15 run	7	75	3:25

APP STATE					
1	4:05	Pittman 5 run	10	75	2:57
2	14:09	Harradine 39-yard FG	9	52	3:42
2	10:40	I. Foster 99 INT return	-	-	-
3	11:20	Briggs, Jr. 8 pass from Braxton	9	75	3:40
4	11:23	Pittman 9 run	5	69	2:07
4	9:29	M. Davis 21 pass from Braxton	3	61	0:54

LOUISIANA TECH					
1	12:15	Heath 30 pass from Braxton	4	75	1:28
1	3:29	Harradine 38-yard FG	10	55	4:41
3	0:58	Harradine 30-yard FG	7	52	1:58
4	0:22	Dalton 34 pass from Braxton	9	80	1:28

OPPONENT SCORING DRIVES

QTR	CLOCK	PLAY	PLS	YDS	TIME
MISSISSIPPI STATE					
1	13:35	Traore 57 pass from Shapen	6	75	1:25
1	3:35	Ferrie 55-yard FG	10	38	4:19
2	0:03	Ferrie 30-yard FG	15	63	5:56
3	9:34	Bothwell 6 run	8	66	3:10
3	4:57	Bothwell 1 run	11	67	2:59
3	1:52	Booth 3 run	9	42	2:58

JACKSON STATE					
1	4:45	Baeza 46-yard FG	8	44	3:45
2	13:16	E. Matthews 21 run	5	75	2:07
4	13:24	Baeza 40-yard FG	4	0	1:17
4	5:32	A. Miller 8 run	11	75	4:18

APP STATE					
1	7:02	Dubinion 2 run	7	62	2:50
3	1:06	J. Lewis 10 run	12	70	4:45
4	0:51	Barnes 3 pass from Wiles	9	70	3:19

LOUISIANA TECH					
1	13:43	B. Baker 1 run	2	74	0:34
1	8:10	Henderson 24-yard FG	9	69	4:05
1	0:46	Wiggins 3 run	7	65	2:43
2	14:01	Fields 48-INT return	-	-	-
2	0:23	Thevenin 1 run	14	80	6:05

SCORING DRIVE ANALYSIS

	Southern Miss		Opponents	
	TD	FG	TD	FG
Negative	0	0	0	0
0-10	0	1	0	1
10-19	0	0	0	0
20-29	0	0	0	0
30-39	0	0	0	1
40-49	1	0	1	1
50-59	0	4	0	0
60-69	3	0	4	2
70-79	5	0	6	0
80-89	3	0	1	0
90-99	0	0	0	0

GAME-OPENING DRIVES

	Southern Miss			Opponents		
	PL-YDS	TIME	RES.	PL-YDS	TIME	RES.
Mississippi State	8-25	3:58	Punt	5-75	1:25	TD
Jackson State	6-13	2:54	Punt	4-6	0:46	FG Miss
App State	3-(-3)	1:19	Punt	9-71	3:49	INT
LA Tech	3-3	0:43	Punt	2-74	0:34	TD
Jax State						
Georgia Southern						
Louisiana						
ULM						
Arkansas State						
Texas State						
South Alabama						
Troy						

2ND HALF-OPENING DRIVES

	Southern Miss			Opponents		
	PL-YDS	TIME	RES.	PL-YDS	TIME	RES.
Mississippi State	6-(-1)	2:06	Punt	8-66	3:10	TD
Jackson State	5-20	2:20	Punt	9-21	4:14	Punt
App State	9-75	3:40	TD	3-(-5)	1:27	Punt
LA Tech	3-9	2:03	Punt	4-6	1:55	Punt
Jax State						
Georgia Southern						
Louisiana						
ULM						
Arkansas State						
Texas State						
South Alabama						
Troy						

EXPLOSIVE PLAYS BREAKDOWN

SOUTHERN MISS PLAYS - 20-PLUS YARDS

Yards (TD*)	Type	Player(s)	Opponent
48	Pass	Metcalf pass from Braxton	App State
42	Pass	Chester pass from Braxton	Louisiana Tech
41	Pass	Chapman pass from Braxton	App State
40	Pass	B. Brown pass from Braxton	Jackson State
39	Pass	Chester pass from Braxton	Louisiana Tech
37	Pass	Pittman pass from Braxton	Mississippi State
34*	Pass	Chester pass from Braxton	Louisiana Tech
33	Pass	Chapman pass from Braxton	App State
30*	Pass	Heath pass from Braxton	Louisiana Tech
28	Pass	K. Morris pass from Braxton	Mississippi State
26	Pass	Chapman pass from Braxton	App State
24	Pass	Metcalf pass from Braxton	Louisiana Tech
23	Pass	Chester pass from Braxton	Jackson State
23	Run	Pittman rush	Jackson State
23	Pass	Chester pass from Braxton	Louisiana Tech
22	Pass	Chester pass from Braxton	Mississippi State
22	Pass	Heath pass from Braxton	Louisiana Tech
21*	Pass	M. Davis pass from Braxton	App State
20	Pass	Chester pass from Braxton	Louisiana Tech

Special Teams Explosive Plays - 30-Plus for Kick Returns/20-Plus Yards for Punt Returns

Yards (TD*)	Type	Player(s)	Opponent
32	KO Return	Ian Foster	Mississippi State
30*	Punt Block Return	Zach Ruffin	Jackson State
30	KO Return	Micah Davis	Jackson State

Defensive Explosive Plays

Yards (TD*)	Type	Player(s)	Opponent
99*	Interception	Ian Foster	App State
20	Interception	Ahmere Foster	Jackson State

20+ Yard Plays (Rush, Pass, Interception, Punt Return)

40+ Yard Plays (Kick Returns)

* Touchdown scored on play

SOUTHERN MISS LONGEST SCORING PLAYS BY PLAYER

Player	Rush	Rec.	KR	PR	IR	FR
Robert Briggs, Jr.	15	8	--	--	--	--
Bralon Brown	--	8	--	--	--	--
Davis Dalton	--	34	--	--	--	--
Micah Davis	--	21	--	--	--	--
Ian Foster	--	--	--	--	99	--
Kyirin Heath	--	30	--	--	--	--
TJ Johnson	--	3	--	--	--	--
Kadinn Morris	--	10	--	--	--	--
Jeffery Pittman	9	--	--	--	--	--
Zach Ruffin	--	--	--	30	--	--
TOTAL	15	34	--	30	99	--

SOUTHERN MISS LONGEST PLAYS BY TYPE

Long Plays by Type (20+)	NO.	TD
Rushing	1	--
Passing	18	3
Punt Returns	1	1
Kick Returns	2	--
Interceptions	1	1
Fumble Returns	1	--
TOTALS	24	5

SOUTHERN MISS LONGEST PLAYS BY YARDS

Long Plays by Yards	NO.	TD
100	--	--
90-99	1	1
80-89	--	--
70-79	--	--
60-69	--	--
50-59	--	--
40-49	4	--
30-39	8	3
20-29	11	1
TOTALS	24	5

SOUTHERN MISS LONGEST PLAYS

Play Type	YARDAGE	PLAYER (OPPONENT)
Rushing	23	Jeffery Pittman (Jackson State)
Rushing Touchdown	15	Robert Briggs, Jr. (Jackson State)
Passing	48	Braylon Braxton to Elijah Metcalf (App State)
Passing Touchdown	34	Braylon Braxton to Davis Dalton (Louisiana Tech)
Punt Return	30	Zach Ruffin (Jackson State)
Kick Return	32	Ian Foster (Mississippi State)
Punt	50	Reed Harradine (Louisiana Tech)
Interception	99	Ian Foster (App State)
Field Goal	43	Reed Harradine (Mississippi State)

OPPONENT LONGEST PLAYS

Play Type	YARDAGE	PLAYER (OPPONENT)
Rushing	47	Travis Terrell, Jr. (Jackson State)
Rushing Touchdown	21	Emari Matthews (Jackson State)
Passing	73	Blake Baker (Louisiana Tech)
Passing Touchdown	73	Blake Baker to Eli Finley (Louisiana Tech)
Punt Return	24	Dedrick Latulas (Louisiana Tech)
Kick Return	77	Erick Simmons (Jackson State)
Punt	61	John Hoyet Chance (Louisiana Tech)
Field Goal	55	Kyle Ferrie (Mississippi State)

SOUTHERN MISS vs. OPPONENT LONGEST PLAYS

	Southern Miss Long Plays			ST/DEF	Opponent Long Plays			ST
	Rush	Pass	Total		Rush	Pass	Total	
Mississippi State	12	37	37	32	16	57	57	0
Jackson State	23	40	40	30	47	22	47	77
App State	16	48	48	99	17	42	42	25
LA Tech	19	42	42	4	16	73	73	24
Jax State	-	-	-	-	-	-	-	-
Georgia Southern	-	-	-	-	-	-	-	-
Louisiana	-	-	-	-	-	-	-	-
ULM	-	-	-	-	-	-	-	-
Arkansas State	-	-	-	-	-	-	-	-
Texas State	-	-	-	-	-	-	-	-
South Alabama	-	-	-	-	-	-	-	-
Troy	-	-	-	-	-	-	-	-
TOTALS	23	48	48	99	47	73	73	77

2025 STARTING ASSIGNMENTS

OFFENSE

OPPONENT	WR	WR	LT	LG	C	RG	RT	TE	WR	QB	RB
Mississippi State	B. Brown	Chester	Nunnery	Rogers	Roman	Maui	Creel	Heath	Metcalf	Braxton	Pittman
Jackson State	B. Brown	Chester	Bustard	Nunnery	Roman	Maui	Creel	Morris	Metcalf	Braxton	Pittman
App State	B. Brown	Chester	Bustard	Nunnery	Roman	Maui	Creel	Morris	Metcalf	Braxton	Pittman
LA Tech	B. Brown	Chester	Bustard	Nunnery	Roman	Maui	Creel	Heath	Metcalf	Braxton	Briggs, Jr.
Jax State											
Georgia Southern											
Louisiana											
ULM											
Arkansas State											
Texas State											
South Alabama											
Troy											

DEFENSE

OPPONENT	DE	NG	DT	DE	MLB	WLB	STINGER	BC	BS	FS	FC
Mississippi State	Tapp	Gibson, Sr.	Lewis	Ishmael	Jones	Montgomery	I. Foster	Richard	A. Foster	Battle	Moten
Jackson State	Tapp	Gibson, Sr.	Lewis	Ishmael	Jones	Montgomery	I. Foster	Richard	A. Foster	Myrick	Moten
App State	Tapp	Gibson, Sr.	Lewis	Ishmael	Jones	Montgomery	I. Foster	Richard	A. Foster	Myrick	Moten
LA Tech	Tapp	Gibson, Sr.	Lewis	Ponder	Jones	Montgomery	I. Foster	Richard	A. Foster	Myrick	Moten
Jax State											
Georgia Southern											
Louisiana											
ULM											
Arkansas State											
Texas State											
South Alabama											
Troy											

GAME 1 RECAP

MISSISSIPPI STATE (1-0)	34
SOUTHERN MISS (0-1)	17

August 30, 2025 | Hattiesburg, Miss.
Carlisle-Faulkner Field at M.M. Roberts Stadium | Kickoff: 11:03 a.m. | Duration: 3:30 | Attendance: 33,485
TV: ESPN | Roy Philpott (BBP), Sam Acho (Analyst), Taylor Davis (Sideline)

SOUTHERN MISS STATS

PASSING	Comp.	Att.	Yds.	TD	Int	Long	Sack
Braylon Braxton	26	39	199	2	1	37	1
RECEIVING	Targ.	No.	Yds.	YAC	TD	Long	
Jeffery Pittman	5	5	51	50	0	37	
Carl Chester	10	6	53	24	0	22	
Matt Jones	3	3	7	11	0	5	
Kadinn Morris	2	2	38	9	0	28	
Elijah Metcalf	4	2	13	9	0	12	
Charles Montgomery	2	2	13	14	0	11	
Micah Davis	3	2	6	4	1	3	
TJ Johnson	1	1	7	0	1	7	
Kyirin Heath	3	1	5	4	0	5	
Jaylin Carter	1	1	4	7	0	4	
Robert Briggs Jr.	2	1	2	6	0	2	
Bralon Brown	1	0	0	0	0	0	
Tychaun Chapman	1	0	0	0	0	0	
Grant Page	1	0	0	0	0	0	

RUSHING	Att.	Gain	Lost	Net	TD	Long	Avg.
Braylon Braxton	12	62	4	58	0	12	4.8
Robert Briggs Jr.	7	18	0	18	0	6	2.6
Jeffery Pittman	9	21	5	16	0	6	1.8
Matt Jones	5	11	0	11	0	5	2.2

DEFENSE	Solo	Ast	Total	Sacks/Yds	TFL/Yds	FF	FR/Yds	INT	PBU
Josh Moten	5	6	11	0.0-0	0.0-0	0	0-0	0	2
Chris Jones	4	9	13	0.0-0	0.5-0	0	0-0	0	0
Josh Battle	3	3	6	0.0-0	0.0-0	0	0-0	0	0
Ian Foster	2	5	7	0.0-0	0.5-1	0	0-0	0	0
Corey Myrick	2	5	7	0.0-0	0.0-0	0	0-0	0	0
Joseph Harper	1	6	7	0.0-0	0.0-0	0	0-0	0	1
JJ Hawkins	2	4	6	1.0-6	1.5-6	1	0-0	0	0
Michael Montgomery	0	5	5	0.0-0	0.0-0	0	0-0	1	0
Ahmere Foster	1	4	5	0.0-0	0.0-0	0	0-0	0	0
Jabari Ishmael	1	4	5	0.0-0	0.5-2	0	0-0	0	1
Jaden McKinney	0	5	5	0.0-0	0.5-2	0	0-0	0	0
Anthony Richard, Jr.	0	4	4	0.0-0	0.0-0	0	0-0	0	0
Mason Clinton	1	2	3	0.0-0	0.5-1	0	0-0	0	0
J'Mond Tapp	1	3	4	0.0-0	0.0-0	0	0-0	0	0
Dylan King	0	3	3	0.0-0	0.0-0	0	0-0	0	0
Dominick Hill	1	1	2	0.0-0	0.0-0	0	0-0	0	0
Brodarius Lewis	0	2	2	0.0-0	0.0-0	0	0-0	0	0
Mathias Haygood	1	0	1	0.0-0	0.0-0	0	0-0	0	0

RETURNS	PUNTS			KICKOFFS			
	No.	Yds	Long	No.	Yds	Long	
Ian Foster	0	0	0	1	32	32	
PUNTING	No.	Yds	Avg.	Long	I20	TB	50+
Jack Murley	5	214	42.8	49	1	1	0
FIELD GOALS	Made	Att.	Long	Kicks			
Reed Harradine	1	1	43	Made 43			
KICKOFFS	No.	Yds	TB	OB	Avg.		
Reed Harradine	4	243	3	1	60.8		



Junior linebacker **Michael Montgomery** created the lone Golden Eagle turnover as he recorded an interception in the first quarter. Montgomery finished with six tackles in his Southern Miss debut.

SCORING SUMMARY

	1st	2nd	3rd	4th	Final
Mississippi State	10	3	21	0	34
Southern Miss	3	7	0	7	17

	Qtr.	Time	Scoring Play
Mississippi State	1st	13:35	S.Traore 57 yd pass from B.Shapen (K.Ferrie kick)
Southern Miss	1st	7:54	R.Harradine 43 yd FG
Mississippi State	1st	3:35	K.Ferrie 55 yd FG
Southern Miss	2nd	9:32	M.Davis 3 yd pass from B.Braxton (R.Harradine kick)
Mississippi State	2nd	0:03	K.Ferrie 30 yd FG
Mississippi State	3rd	9:34	F.Bothwell 6 yd rush (K.Ferrie kick)
Mississippi State	3rd	4:57	F.Bothwell 1 yd rush (K.Ferrie kick)
Mississippi State	3rd	1:52	D.Booth 3 yd rush (K.Ferrie kick)
Southern Miss	4th	0:33	T.Johnson 7 yd pass from B.Braxton (R.Harradine kick)

TEAM STATS

	SOUTHERN MISS	MISSISSIPPI STATE
First Downs	18	24
Rushes-Yards (NET)	35-102	41-186
Passing Yds (NET)	199	279
Comp-Att-Int	26-39-1	27-36-1
Total Offense Plays - Yards	74-301	77-465
Fumble Returns - Yards	0-0	0-0
Punt Returns - Yards	0-0	3-0
Kickof Returns - Yards	1-32	0-0
Interception Returns - Yards	1-0	1-0
Punts (Number-Avg)	5-214	4-160
Fumbles - Lost	0-0	1-0
Penalties - Yards	8-60	14-119
Possession Time	29:39	30:21
Third-Down Conversions	10-19	8-14
Fourth-Down Conversions	1-3	0-0
Red-Zone Scores-Chances	2-3	4-4
Sacks By: Numbers-Yards	1-6	1-4

GAME 2 RECAP

JACKSON STATE (1-1)	20
SOUTHERN MISS (1-1)	38

September 6, 2025 | Hattiesburg, Miss.
Carlisle-Faulkner Field at M.M. Roberts Stadium | Kickoff: 4:02 p.m. | Duration: 3:34 | Attendance: 32,011
TV: ESPN+ | Jason Baker (PBP), Austin Davis (Analyst)

SOUTHERN MISS STATS

PASSING	Comp.	Att.	Yds.	TD	Int	Long	Sack
Braylon Braxton	20	30	214	3	0	40	2
RECEIVING	Targ.	No.	Yds.	YAC	TD	Long	
Elijah Metcalf	5	5	45	38	0	11	
Bralon Brown	4	3	52	4	1	40	
Carl Chester	8	3	40	1	0	23	
Micah Davis	4	3	38	42	1	15	
Kadinn Morris	4	2	25	1	1	15	
Jermane Hayes	1	1	11	13	0	11	
Matt Jones	2	1	8	10	0	8	
Tychaun Chapman	1	1	4	5	0	4	
Jeffery Pittman	1	1	2	2	0	2	
Robert Briggs Jr.	1	1	0	0	0	0	
Cace Reed	1	1	-1	2	0	0	

RUSHING	Att.	Gain	Lost	Net	TD	Long	Avg.
Jeffery Pittman	10	71	0	71	0	23	7.1
Robert Briggs Jr.	8	32	2	30	1	15	3.8
Braylon Braxton	10	38	18	20	0	17	2.0
Matt Jones	7	17	1	16	0	7	2.3
Jaylin Carter	1	2	0	2	0	2	2.0

DEFENSE	Solo	Ast	Total	Sacks/Yds	TFL/Yds	FF	FR/Yds	INT	PBU
Michael Montgomery	1	7	8	0.0-0	0.0-0	0	0-0	0-0	0
Josh Battle	4	2	6	1.0-7	1.0-7	0	0-0	0-0	0
Josh Moten	4	2	6	0.0-0	0.0-0	0	0-0	0-0	0
Mathias Haygood	3	3	6	1.0-1	1.0-1	0	0-0	0-0	0
Chris Jones	0	6	6	0.0-0	0.5-0	0	0-0	0-0	1
Brodarius Lewis	0	5	5	0.0-0	0.0-0	0	0-0	0-0	1
J'Mond Tapp	0	5	5	0.0-0	0.0-0	0	0-0	0-0	0
Garrick Ponder	2	2	4	1.0-8	2.0-10	0	0-0	0-0	0
Ian Foster	1	3	4	0.0-0	0.0-0	0	0-0	0-0	0
Isaiah Gibson	0	4	4	0.0-0	0.5-1	0	0-0	0-0	0
Joseph Harper	2	1	3	0.0-0	0.0-0	0	0-0	0-0	1
Ahmere Foster	1	2	3	0.0-0	0.0-0	0	0-0	1-20	0
Jonathan Pennix	1	2	3	0.0-0	0.0-0	0	0-0	0-0	1
Jaden McKinney	1	2	3	0.0-0	0.0-0	0	0-0	0-0	0
Jabari Ishmael	0	3	3	0.0-0	0.0-0	0	0-0	0-0	0
Anthony Richard, Jr.	2	0	2	0.0-0	0.0-0	0	0-0	0-0	2
Jameer Lewis	2	0	2	0.0-0	1.0-2	0	0-0	0-0	0
Brendan Toles	2	0	2	0.0-0	0.0-0	0	0-0	0-0	0
MaLik Caswell	0	2	2	0.0-0	0.0-0	0	0-0	1-23	0
JJ Hawkins	1	0	1	0.0-0	1.0-1	0	0-0	0-0	0
Khalil Foster	1	0	1	0.0-0	0.0-0	0	0-0	0-0	0
Corey Myrick	0	1	1	0.0-0	0.0-0	0	0-0	0-0	1
Malakai Murphy	0	1	1	0.0-0	0.0-0	0	0-0	0-0	0
Zach Ruffin	0	1	1	0.0-0	0.0-0	0	0-0	0-0	0

PUNTS			KICKOFFS				
RETURNS	No.	Yds	Long	No.	Yds	Long	
Ahmere Foster	1	8	8	0	0	0	
Zach Ruffin	0	30	30	0	0	0	
Elijah Metcalf	2	33	20	0	0	0	
Micah Davis	0	0	0	2	54	30	

PUNTING	No.	Yds	Avg.	Long	I20	TB	50+
Jack Murley	3	119	39.7	42	2	0	0

FIELD GOALS	Made	Att.	Long	Kicks			
Reed Harradine	1	3	35	Made 35, Missed 54, Missed 45			

KICKOFFS	No.	Yds	TB	OB	Avg.		
Reed Harradine	7	454	3	1	64.6		



Southern Miss Quarterback **Braylon Braxton** threw for three touchdown passes. He became the first Golden Eagle quarterback to throw for at least three touchdown passes and no interceptions since Ty Keyes did so against Northwestern State on Sept. 17, 2022

SCORING SUMMARY

	1st	2nd	3rd	4th	Final
Jackson State	3	7	0	10	20
Southern Miss	14	3	7	14	38
	Qtr.	Time	Scoring Play		
Southern Miss	1st	12:06	Z.Ruffin 30 yd blocked punt return (R.Harradine kick)		
Jackson State	1st	4:45	G.Baeza 46 yd FG		
Southern Miss	1st	0:23	B.Brown 8 yd pass from B.Braxton (R.Harradine kick)		
Jackson State	2nd	13:16	E.Matthews 21 yd rush (G.Baeza kick)		
Southern Miss	2nd	10:44	R.Harradine 35 yd FG		
Southern Miss	3rd	5:29	M.Davis 15 yd pass from B.Braxton (R.Harradine kick)		
Southern Miss	4th	14:54	K.Morris 10 yd pass from B.Braxton (R.Harradine kick)		
Jackson State	4th	13:24	G.Baeza 40 yd FG		
Southern Miss	4th	9:59	R.Briggs Jr. 15 yd rush (R.Harradine kick)		
Jackson State	4th	5:30	A.Miller 8 yd rush (G.Baeza kick)		

TEAM STATS

	SOUTHERN MISS	JACKSON STATE
First Downs	25	19
Rushes-Yards (NET)	36-139	42-191
Passing Yds (NET)	224	131
Comp-Att-Int	22-32-0	14-28-2
Total Offense Plays - Yards	68-363	70-322
Fumble Returns - Yards	0-0	0-0
Punt Returns - Yards	3-71	1-13
Kickof Returns - Yards	2-54	3-115
Interception Returns - Yards	2-43	0-0
Punts (Number-Avg)	3-39.7	1-13
Fumbles - Lost	0-0	0-0
Penalties - Yards	4-43	12-87
Possession Time	28:45	31:15
Third-Down Conversions	4-11	5-16
Fourth-Down Conversions	0-0	1-1
Red-Zone Scores-Chances	5-5	1-1
Sacks By: Numbers-Yards	3-16	2-17

GAME 3 RECAP

APP STATE (2-1)	22
SOUTHERN MISS (2-1)	38

September 13, 2025 | Hattiesburg, Miss.
Carlisle-Faulkner Field at M.M. Roberts Stadium | Kickoff: 6:02 p.m. | Duration: 3:27 | Attendance: 24,534
TV: ESPN+ | Jason Baker (PBP), Austin Davis (Analyst)

SOUTHERN MISS STATS

PASSING	Comp.	Att.	Yds.	TD	Int	Long	Sack
Braylon Braxton	22	30	279	2	1	48	1
RECEIVING	Targ.	No.	Yds.	YAC	TD	Long	
Tychaun Chapman	4	4	112	58	0	41	
Jeffery Pittman	4	4	9	19	0	6	
Elijah Metcalf	3	3	66	43	0	48	
Micah Davis	3	3	30	12	1	21	
Bralon Brown	5	3	22	11	0	11	
Robert Briggs Jr.	2	2	22	8	1	14	
Kyirin Heath	3	2	20	7	0	13	
Kadinn Morris	1	1	-2	1	0	0	
Carl Chester	4	0	0	0	0	0	
Grant Page	1	0	0	0	0	0	
RUSHING	Att.	Gain	Lost	Net	TD	Long	Avg.
Jeffery Pittman	6	39	0	39	2	16	6.5
Braylon Braxton	7	37	10	27	0	19	3.9
Robert Briggs Jr.	3	21	0	21	0	8	7.0
Matt Jones	3	13	0	13	0	8	4.3

DEFENSE	Solo	Ast	Total	Sacks/Yds	TFL/Yds	FF	FR/Yds	INT	PBU
Michael Montgomery	0	13	13	0.0-0	0.0-0	0	0-0	0-0	1
Ian Foster	5	7	12	0.0-0	0.0-0	0	0-0	1-99	3
Chris Jones	1	11	12	0.0-0	0.0-0	0	0-0	0-0	1
J'Mond Tapp	3	4	7	3.0-26	3.0-26	0	0-0	0-0	0
Josh Battle	2	5	7	0.0-0	0.5-3	0	0-0	0-0	0
Joseph Harper	1	6	7	0.0-0	0.0-0	0	0-0	0-0	0
Corey Myrick	5	1	6	0.0-0	0.0-0	0	0-0	0-0	1
Josh Moten	2	4	6	0.0-0	0.0-0	0	0-0	0-0	1
Jameer Lewis	1	4	5	1.0-9	1.0-9	0	0-0	0-0	0
Eric Thomas Jr.	3	0	3	1.0-7	1.0-7	0	0-0	0-0	0
Anthony Richard, Jr.	2	1	3	0.0-0	0.5-3	0	0-0	1-0	1
Jabari Ishmael	1	2	3	0.0-0	0.0-0	0	0-0	0-0	1
Jaden McKinney	1	2	3	0.0-0	0.0-0	0	0-0	0-0	0
Isaiah Gibson	0	3	3	0.0-0	0.0-0	0	0-0	0-0	0
Avery Sledge	2	0	2	0.0-0	0.0-0	0	0-0	0-0	0
Ahmere Foster	0	2	2	0.0-0	0.0-0	0	0-0	0-0	0
JJ Hawkins	0	2	2	0.0-0	0.0-0	0	0-0	0-0	0
Mathias Haygood	0	2	2	0.0-0	0.0-0	0	0-0	1-18	0
Matt Jones	1	0	1	0.0-0	0.0-0	0	0-0	0-0	0
Brodarius Lewis	0	1	1	0.0-0	0.0-0	0	0-0	0-0	21
Garrick Ponder	0	1	1	0.0-0	0.0-0	0	0-0	0-0	0
MaLik Caswell	0	1	1	0.0-0	0.0-0	0	0-0	0-0	0
Jonathan Pennix	0	0	0	0.0-0	0.0-0	0	0-0	0-0	1

		PUNTS		KICKOFFS			
RETURNS	No.	Yds	Long	No.	Yds	Long	
Elijah Metcalf	2	1	4	--	--	--	
PUNTING	No.	Yds	Avg.	Long	I20	TB	50+
Jack Murley	4	124	31.0	45	1	0	0
FIELD GOALS	Made	Att.	Long	Kicks			
Reed Harradine	1	1	39	Made 39			
KICKOFFS	No.	Yds	TB	OB	Avg.		
Reed Harradine	7	455	6	0	65.0		



IAN FOSTER returned an interception 99 yards for a touchdown, marking the third longest pick for a touchdown in school history, trailing 100-yard returns by both Curtis Mikell (at UTEP/2011) and Kendrick Presley (vs. Memphis/2011)

SCORING SUMMARY

	1st	2nd	3rd	4th	Final
App State	7	0	7	8	22
Southern Miss	7	10	7	14	38
	Qtr.	Time	Scoring Play		
App State	1st	7:02	R.Dubinion 2 yd rush (D.De Freitas kick)		
Southern Miss	1st	4:05	J.Pittman 5 yd rush (R.Harradine kick)		
Southern Miss	2nd	14:09	R.Harradine 39 yd FG		
Southern Miss	2nd	10:40	I.Foster 99 yd interception return (R.Harradine kick)		
Southern Miss	3rd	11:20	R.Briggs Jr. 8 yd pass from B.Braxton (R.Harradine kick)		
App State	3rd	1:06	J.Lewis 10 yd rush (D.De Freitas kick)		
Southern Miss	4th	11:23	J.Pittman 9 yd rush (R.Harradine kick)		
Southern Miss	4th	9:27	M.Davis 21 yd pass from B.Braxton (R.Harradine kick)		
App State	4th	0:51	J.Barnes 3 yd pass from B.Wiles (D.De Freitas kick)		

TEAM STATS

	SOUTHERN MISS	APP STATE
First Downs	18	27
Rushes-Yards (NET)	25-110	38-95
Passing Yds (NET)	279	375
Comp-Att-Int	22-31-1	31-52-3
Total Offense Plays - Yards	389-56	470-90
Fumble Returns - Yards	0-0	0-0
Punt Returns - Yards	2-1	0-0
Kickof Returns - Yards	0-0	1-25
Interception Returns - Yards - TD	3-117-1	1-25-0
Punts (Number-Avg)	4-31.0	4-44.2
Fumbles - Lost	1-0	0-0
Penalties - Yards	9-74	7-65
Possession Time	23:24	36:36
Third-Down Conversions	4-9	6-18
Fourth-Down Conversions	0-0	2-4
Red-Zone Scores-Chances	4-4	3-6
Sacks By: Numbers-Yards	5-42	1-9

GAME 4 RECAP

LOUISIANA TECH (3-1)	30
SOUTHERN MISS (2-2)	20

September 20, 2025 | Hattiesburg, Miss.
Origin Bank Stadium at Joe Aillet Field | Kickoff: 6:32 p.m. | Duration: 3:39 | Attendance: 17,108
TV: ESPN+ | Malcom Butler (PBP), Luke McCown (Analyst), Madison Kaufman (Sideline)

SOUTHERN MISS STATS

PASSING	Comp.	Att.	Yds.	TD	Int	Long	Sack
Braylon Braxton	28	47	382	2	1	42	1
RECEIVING	Targ.	No.	Yds.	YAC	TD	Long	
Carl Chester	9	4	118	19	0	42	
Bralon Brown	4	4	36	8	0	15	
Kadinn Morris	6	4	35	4	0	18	
Kyirin Heath	4	3	56	17	1	30	
Micah Davis	6	3	28	17	0	20	
Jaylin Carter	3	3	21	25	0	13	
Davis Dalton	3	2	41	0	1	34	
Elijah Metcalf	7	2	29	22	0	24	
Matt Jones	2	1	14	14	0	14	
Tychaun Chapman	1	1	8	2	0	8	
Robert Briggs Jr.	1	1	6	6	0	6	
Jermane Hayes	1	0	0	0	0	0	
RUSHING	Att.	Gain	Lost	Net	TD	Long	Avg.
Robert Briggs Jr.	9	54	7	47	0	19	5.2
Matt Jones	12	39	3	36	0	13	3.0
Braylon Braxton	10	27	4	23	0	15	2.3
Jaylin Carter	3	16	0	16	0	12	5.3

DEFENSE	Solo	Ast	Total	Sacks/Yds	TFL/Yds	FF	FR/Yds	INT	PBU
Chris Jones	5	9	14	0.5-2	1.0-3	0	0-0	0-0	0
Michael Montgomery	3	10	13	0.5-2	1.5-4	0	0-0	0-0	0
Corey Myrick	3	4	7	0.0-0	0.0-0	0	0-0	0-0	0
Ian Foster	3	3	6	0.0-0	0.0-0	0	0-0	0-0	0
Josh Battle	3	2	5	0.0-0	0.0-0	0	0-0	0-0	0
Garrick Ponder	2	3	5	1.0-5	1.5-6	0	0-0	0-0	0
Josh Moten	1	3	4	0.0-0	0.0-0	0	0-0	0-0	3
Brodarius Lewis	0	4	4	0.0-0	0.0-0	0	0-0	0-0	0
Anthony Richard, Jr.	2	1	3	0.0-0	0.0-0	0	0-0	0-0	0
JJ Hawkins	1	2	3	0.0-0	1.0-1	0	0-0	0-0	0
J'Mond Tapp	0	2	2	0.0-0	0.0-0	0	0-0	0-0	1
Ahmere Foster	0	2	2	0.0-0	0.5-0	0	0-0	0-0	0
Jaden McKinney	0	2	2	0.0-0	0.0-0	0	0-0	0-0	0
Guylijah Theodale	0	2	2	0.0-0	0.0-0	0	0-0	0-0	0
Jameer Lewis	0	2	2	0.0-0	0.0-0	0	0-0	0-0	0
Reed Harradine	1	0	1	0.0-0	0.0-0	0	0-0	0-0	0
Avery Sledge	0	1	1	0.0-0	0.0-0	0	0-0	0-0	0
Malakai Murphy	0	1	1	0.0-0	0.0-0	0	0-0	0-0	0
Isaiah Gibson	0	1	1	0.0-0	0.0-0	0	0-0	0-0	0
Peyton Anderson	0	1	1	0.0-0	0.0-0	0	0-0	0-0	0
Zach Ruffin	0	1	1	0.0-0	0.0-0	0	0-0	0-0	0
Luke Beard	0	1	1	0.0-0	0.0-0	0	0-0	0-0	0
Mathias Haygood	0	1	1	0.0-0	0.5-0	0	0-0	0-0	0

		PUNTS		KICKOFFS			
RETURNS	No.	Yds	Long	No.	Yds	Long	
Elijah Metcalf	1	4	4	--	--	--	
PUNTING	No.	Yds	Avg.	Long	I20	TB	50+
Reed Harradine	5	226	45.2	50	0	0	1
FIELD GOALS	Made	Att.	Long	Kicks			
Reed Harradine	2	3	38	Made 38, Missed 37, Made 30			
KICKOFFS	No.	Yds	TB	OB	Avg.		
Reed Harradine	3	191	1	1	63.7		
Creighton Wilbanks	1	65.0	1	0	65.0		



Wide receiver **CARL CHESTER JR.** hauled in 118 yards against Louisiana Tech on Sept. 13. His night not only marked the second-straight 100+-yard game by a Golden Eagle receiver, but it was the most by a Southern Miss player since Ti Mims had 128 yards against South Florida on Sept. 14, 2024

SCORING SUMMARY

	1st	2nd	3rd	4th	Final
Southern Miss	10	0	3	7	20
Lousiana Tech	17	13	0	0	30
	Qtr.	Time	Scoring Play		
Louisiana Tech	1st	13:43	B.Baker 1 yd rush (D.Henderson kick)		
Southern Miss	1st	12:15	K.Heath 30 yd pass from B.Braxton (R.Harradine kick)		
Louisiana Tech	1st	8:10	D.Henderson 24 yd FG		
Southern Miss	1st	3:29	R.Harradine 38 yd FG		
Louisiana Tech	1st	0:46	O.Wiggins 3 yd rush (D.Henderson kick)		
Louisiana Tech	2nd	14:01	K.Fields 48 yd INT return (D.Henderson kick missed)		
Louisiana Tech	2nd	0:23	C.Thevenin 1 yd rush (D.Henderson kick)		
Southern Miss	3rd	0:58	R.Harradine 30 yd FG		
Southern Miss	4th	0:22	D.Dalton 34 yd pass from B.Braxton (C. Wilbanks kick)		

TEAM STATS

	SOUTHERN MISS	LOUISIANA TECH
First Downs	29	14
Rushes-Yards (NET)	35-122	38-101
Passing Yds (NET)	392	239
Comp-Att-Int	28-47-1	14-21-0
Total Offense Plays - Yards	514-82	340-59
Fumble Returns - Yards	0-0	0-0
Punt Returns - Yards	1-4	3-32
Kickof Returns - Yards	0-0	1-28
Interception Returns - Yards - TD	0-0-0	1-48-1
Punts (Number-Avg)	5-45.2	8-49.8
Fumbles - Lost	0-0	0-0
Penalties - Yards	8-54	8-76
Possession Time	32:36	27:24
Third-Down Conversions	7-17	2-13
Fourth-Down Conversions	0-2	2-2
Red-Zone Scores-Chances	2-4	4-4
Sacks By: Numbers-Yards	2-9	1-4



GAME-BY-GAME STATS

2025 GAME-BY-GAME PASSING

	C-A-I	%	YDS	TD	LONG
Mississippi State	26-39-1	66.7	199	2	37
Jackson State	20-30-0	66.7	214	3	40
App State	22-30-1	73.3	279	2	48
LA Tech	28-47-1	59.6	392	2	42
Jax State					
Georgia Southern					
Louisiana					
ULM					
Arkansas St.					
South Alabama					
Troy					

2024 GAME-BY-GAME PASSING (AT MARSHALL)

	C-A-I	%	YDS	TD	LONG
Stony Brook	7-11-0	63.6	141	2	67
at Ohio State	1-4-0	25.0	2	0	2
App State	8-14-0	57.1	129	3	75
at Georgia Southern	9-12-0	75.0	92	2	22
Georgia State	11-20-1	55.0	132	1	30
ULM	10-19-0	52.6	166	1	33
at Southern Miss	14-21-1	66.7	220	1	69
Coastal Carolina	20-31-0	64.5	219	3	33
at Old Dominion	13-24-0	54.2	210	3	51
at James Madison	13-24-0	54.2	120	1	22
at Louisiana	18-26-0	69.2	193	2	37

2023 GAME-BY-GAME PASSING (AT TULSA)

	C-A-I	%	YDS	TD	LONG
Arkansas-Pine Bluff	1-4-2	25.0	9	0	9
at FAU	3-8-0	37.5	67	1	31
Rice	4-8-1	50.0	37	0	12
at SMU	10-20-2	50.0	92	0	37
Charlotte	1-4-0	25.0	4	0	4
at Tulane	3-6-1	50.0	3	1	4

2022 GAME-BY-GAME PASSING (AT TULSA)

	C-A-I	%	YDS	TD	LONG
Jax State	4-5-0	80.0	26	1	11
at Ole Miss	9-21-1	42.9	83	1	17
Cincinnati	1-2-0	50.0	12	0	12
at Navy	0-2-1	0.0	0	0	0
SMU	8-14-0	57.1	120	2	50
Tulane	13-25-0	52.0	146	1	28
at Memphis	12-24-0	50.0	128	1	41
South Florida	20-27-0	74.1	302	1	44
at Houston	25-43-0	58.1	316	3	52

2021 GAME-BY-GAME PASSING (AT TULSA)

	C-A-I	%	YDS	TD	LONG
at Tulane	0-0-0	0.0	0	0	0
Temple	0-0-0	0.0	0	0	0
at SMU	0-0-0	0.0	0	0	0
Old Dominion	0-0-0	0.0	0	0	0

QUARTERBACK BRAYLON BRAXTON

BRAXTON CAREER FILE

Year	GP	GS	C-A-I	Yds.	TDs	Long	Pct.	Att.	Yds.	TDs	Long
2021	4	0	0-0-0	0	0	0	.000	9	38	1	15
2022	9	3	92-163-2	1,133	10	52	.564	55	145	5	37
2023	6	5	22-50-6	212	2	37	.440	40	174	0	46
2024	11	9	124-206-2	1,624	19	75	.602	134	610	4	35
2025	4	4	96-146-3	1,084	9	48	.658	39	128	0	17
Southern Miss	4	4	96-146-3	1,084	9	48	.658	39	128	0	17
Total	34	21	334-565-13	4,053	40	75	.591	227	1,095	10	46

SEASON & CAREER HIGHS

COMPLETIONS

2025	28 at Louisiana Tech - 09/20/2025
Career	28 at Louisiana Tech - 09/20/2025

ATTEMPTS

2025	47 at Louisiana Tech - 09/20/2025
Career	47 at Louisiana Tech - 09/20/2025

PASSING YARDS

2025	392 at Louisiana Tech - 09/20/2025
Career	392 at Louisiana Tech - 09/20/2025

PASSING TOUCHDOWNS

2025	3 vs. Jackson State - 09/06/2025
Career	3 (5x) last vs. Jackson State - 09/06/2025

LONG PASS

2025	48 vs. App State - 09/13/2025
Career	75 vs. App State - 10/05/2024

RUSHING YARDS

2025	58 vs. Mississippi State - 08/30/2025
Career	140 (2x) last at Old Dominion - 11/23/2024

LONG RUSH

2025	17 vs. Jackson State - 09/06/2025
Career	46 at FAU - 10/07/2023

2025 SEASON NOTES

- Passed for 199 yards and ran for another 58 yards in the season opener against Mississippi State and had a career-high 26 completions
- Connected with Micah Davis for a three-yard score for the first touchdown of the season
- Became the first Golden Eagle quarterback to throw for three touchdowns and no interceptions since 2022 in the game against Jackson State
- Had two touchdown passes against App State, making him the first Golden Eagle to throw for at least seven touchdown passes through the first three games since Jack Abraham had 10 in 2018
- Tossed for a career-high 392 passing yards at Louisiana Tech, becoming the first Golden Eagle to surpass 300 passing yards since the 2021 season



























THE BRAXTON CAREER CAPSULE

Marshall (2024): The Sun Belt Conference Newcomer of the Year played in 11 games and started in eight games, helping lead the Thundering Herd to the 2024 SBC championship...Named SBC Title game MVP...Went 8-0 as a starter as he threw for 1,624 yards on 124-of-206 throws with 19 touchdowns and only two interceptions...Averaged 147.6 yards per game passing...Was second on the team in rushing with 610 yards on 134 carries with four touchdown runs...Averaged 55.5 rushing yards per contest...Had season-high 220 yards passing against Southern Miss (11/9) and collected four, three-touchdown passing games...Ranked top 40 nationally following league championship including No. 16 in passing efficiency (154.9), No. 25 in yards per completion (13.1) and No. 39 in passing touchdowns

Tulsa (2021-23): A two-year letterwinner...Played in 19 career games with eight starts...Completed 114-of-219 passes for 1,345 yards and 12 TDs in his career...Had 348 career rushing yards and six TDs on 102 carries...Entered the transfer portal following the 2023 season...Played in six games in 2023 with five starts...Was hampered with injury most of the season after suffering the injury in season opener...Rushed for 174 yards and a 4.4 average and thrown for 212 yards and two TDs on 22 completions...Played in nine games and had three starts in 2022...Completed 92-of-163 passes for 1,133 yards and 10 TDs and ran for 145 yards and five TDs...Saw his first action versus JAX State and had his first career TD pass, covering 11 yards...Had a career-best 316 passing yards and three TDs and 51 rushing yards in the 2021 season finale at Houston in his 3rd career start...Earned AAC weekly honor roll merits for his performance at Houston...Made his first career start vs. #19 Tulane, and completed 13-of-25 passes for 146 yards and one TD and rushed for 32 yards...Earned academic all-conference honors...Redshirted in 2021, but played in four game

High School: Was a three-year starter at Independence...Had a 3-star rating by 247Sports and Rivals.com...Threw for 1,342 yards and 16 TDs in eight games as a senior...Completed 202-of-329 passes for 3,236 yards and 45 touchdowns his junior season in 2019, while also rushing for 849 yards and 11 TDs...Was a unanimous first-team all-district selection as a junior...Named the District 5-5A-I Offensive Newcomer of the Year as a sophomore...Completed 136-of-242 passes his sophomore campaign for 1,580 yards and 21 TDs, while rushing for 541 yards and one touchdown

Personal: Began playing football at age 7...Has two siblings...Parents are Ronnie and Brandy Braxton...His father played football at Houston and his mom ran track for the Cougars

WR	 #8 Bralon Brown 6-2 • 207 • R-Sr. • TR Miramar, Fla. (Marshall)	LAST GAME: 4 receptions, 36 yards, 8 YAC - Played in 11 games at Marshall last season after transferring from Ole Miss - Was a four-star recruit out of St. Thomas Aquinas and the No. 18 receiver in the Class of 2021	YEAR 2025 CAREER	REC 10 28	YDS 110 320	AVG/G 27.5 10.7	TD 1 3	LNG 40 40
	 #6 Micah Davis 5-11 • 192 • R-Sr. • TR Atlanta, Ga. (Ole Miss)	LAST GAME: 3 receptions, 28 yards, 17 YAC - Has played at Ole Miss, Utah State, Iowa Western and Air Force. Was with Blake Anderson at Utah State - Honorable mention All-Mountain West in 2023 with 628 yards on 36 receptions	YEAR 2025 CAREER	REC 11 62	YDS 102 1,008	AVG/G 25.5 25.2	TD 3 11	LNG 21 76
TE	 #88 Kyirin Heath 6-5 • 240 • Sr. • 1L Mansfield, Texas (Ole Miss)	LAST GAME: 3 receptions, 56 yards, 1 touchdown, 17 YAC - Played in 10 games for the Golden Eagles last season, registering 15 catches and 220 yards - Began his career as a three-star recruit and No. 15 overall tight end at Ole Miss	YEAR 2025 CAREER	REC 6 25	YDS 81 361	AVG/G 27.0 10.9	TD 1 3	LNG 30 34
	 #84 Kadinn Morris 6-3 • 235 • R-Sr. • TR Denham Springs, La. (WMU)	LAST GAME: 4 receptions, 35 yards, 4 YAC - Transferred to Southern Miss after playing four seasons at Western Michigan in the MAC - Was a three-star prospect out of Sacred-Heart Griffin in the Chicago suburbs	YEAR 2025 CAREER	REC 5 8	YDS 61 86	AVG/G 20.3 2.8	TD 1 1	LNG 28 28
LT	 #63 Blake Bustard 6-7 • 310 • Gr. • TR Muskegon, Mich. (EMU)	LAST GAME: Started at left guard - Joined the Golden Eagles in August as he was granted another year of eligibility - Played in 33 career games over stops at Eastern Michigan and Wayne State before coming to Hattiesburg	YEAR 2025 CAREER	GP 4 37	GS 3 31			
	 #56 Greg Nunnelly 6-4 • 320 • Sr. • 1L McComb, Miss. (MGCCC)	LAST GAME: Started at left tackle - Only offensive lineman to return that started all 12 games for Southern Miss in 2024 - Was named First Team All-MACCC South during his sophomore season at Mississippi Gulf Coast CC	YEAR 2025 CAREER	GP 4 16	GS 4 16			
LG	 #56 Greg Nunnelly 6-4 • 320 • Sr. • 1L McComb, Miss. (MGCCC)	LAST GAME: Started at left tackle - Only offensive lineman to return that started all 12 games for Southern Miss in 2024 - Was named First Team All-MACCC South during his sophomore season at Mississippi Gulf Coast CC	YEAR 2025 CAREER	GP 4 16	GS 4 16			
	 #74 Luke Rogers 6-3 • 290 • R-So. • 1L Brandon, Miss. (Brandon HS)	LAST GAME: Saw limited action - Saw action in nine games for the Golden Eagles in 2024, while making his first start at James Madison - Was named MississippiScoreboard.Com Metro Jackson Player of the Year at Brandon HS	YEAR 2025 CAREER	GP 4 14	GS 1 2			
C	 #67 Broderick Roman 6-1 • 300 • R-Sr. • TR Lansing, Mich. (EMU)	LAST GAME: Started at center - Seventh-year player after battling various injuries at Eastern Michigan - Played in 19 career games for the Eagles after attending Okemos High School in Lansing, Mich.	YEAR 2025 CAREER	GP 4 23	GS 4 5			
	 #52 Cooper Frazier 6-3 • 300 • Gr. • TR Corinth, Miss. (Samford)	LAST GAME: Saw reserve action - Played in 38 career games at Samford and earned Southern Conference All-Freshman honors in 2020 - Prepped at Corinth High School and was named First Team All-State as a senior	YEAR 2025 CAREER	GP 3 41	GS -- 36			
RG	 #62 Aloali'i Maui 6-1 • 310 • Sr. • TR Pago Pago, American Samoa (Utah St.)	LAST GAME: Started at right guard - Played for Blake Anderson at Utah State, appearing in 25 games for the Aggies - Began his career at New Mexico Military Institute and prepped at Tafuna High School in American Samoa	YEAR 2025 CAREER	GP 4 29	GS 4 23			
	 #78 Jez Janvier 6-5 • 315 • R-Sr. • TR Montreal, Quebec (EMU)	LAST GAME: Saw limited action - Tabbed a top-20 Canadian prospect by the Canadian Football League - Prepped at Cegep Vieux Montreal High School and was rated a three-star recruit	YEAR 2025 CAREER	GP 2 28	GS -- --			
RT	 #75 Hayes Creel 6-7 • 320 • R-Jr. • TR Mt. Hermon, La. (McNeese)	LAST GAME: Started at right tackle - Played in 20 games for the Cowboys, earning Preseason All-Southland by Phil Steele ahead of the 2024 season - Prepped at St. Paul's School, where he was a First Team All-District 6-5A and All-Parish	YEAR 2025 CAREER	GP 4 24	GS 4 23			
	 #58 RJ Whitehead 6-5 • 315 • R-Jr. • TR Horn Lake, Miss. (UTEP)	LAST GAME: Saw reserve action - Redshirted at Tulane in the 2024 season and went through spring practice at UTEP in Spring 2025 - Prepped at Horn Lake High School before attending Northeast Mississippi CC for two seasons	YEAR 2025 CAREER	GP 4 6	GS -- --			
TE	 #21 TJ Johnson 6-4 • 225 • R-So. • TR Chesapeake, Va. (West Virginia)	LAST GAME: Saw limited action - Saw action in three games at West Virginia during his 2024 redshirt season, used mainly on special teams - Earned Virginia All-State honors as a three-star recruit out of Oscar Smith High	YEAR 2025 CAREER	REC 1 1	YDS 7 7	AVG/G 7.0 1.8	TD 1 1	LNG 7 7
	 #19 Shane King 6-5 • 235 • Fr. • HS Gainesville, Ga. (Gainesville HS)	LAST GAME: Did not play - Prepped at Gainesville High School in Georgia - Had 27 receptions for over 600 yards as a senior. Named Second Team Region 7-5A	YEAR 2025 CAREER	REC -- --	YDS -- --	AVG -- --	TD -- --	LNG -- --
QB	 #1 Braylon Braxton 6-2 • 227 • R-Sr. • TR Frisco, Texas (Marshall)	LAST GAME: 28-47-1, 392 yards, 2 touchdowns, 23 rushing yards, 10 attempts - 2025 Preseason Sun Belt Offensive Player of the Year and named to several watch lists - 2024 Sun Belt Newcomer of the Year, SBC Championship MVP and went 8-0 as a starter	YEAR 2025 CAREER	ATT-COMP 96-146 334-565	YDS 1,084 4,053	AVG/G 271.0 119.2	TD 9 40	INT 3 13
	 #18 Landry Lyddy 6-0 • 200 • R-Jr. • TR Stonewall, La. (UAB)	LAST GAME: Did not play - Began his career at Louisiana Tech (2022) before transferring to UAB (2023-24) - Played in five games at UAB and seven at Louisiana Tech	YEAR 2025 CAREER	ATT 1-2 98-155	YDS 11 899	AVG/G 5.5 64.2	TD -- 4	INT -- 7
RB	 #0 Jeffery Pittman 6-1 • 215 • R-Jr. • TR Taylorsville, Miss. (Mississippi St.)	LAST GAME: Did not play - Appeared in 11 games for the Bulldogs and made two starts. Did not play in 2024 - Rated the No. 1 JUCO prospect in the country after a standout career Hinds CC	YEAR 2025 CAREER	ATT 25 79	YDS 126 394	AVG/G 42.0 28.1	TD 2 3	LNG 23 59
	 #5 Matt Jones 6-0 • 202 • R-Sr. • TR Jackson, Miss. (Ole Miss)	LAST GAME: 12 attempts, 36 rushing yards, 1 reception, 14 receiving yards, 14 YAC - Posted 308 rushing yards over four seasons at Ole Miss, playing in seven games his final season - Racked up 1,064 all-purpose yards as a senior at Jackson Prep. Earned MAIS First Team All-State twice	YEAR 2025 CAREER	ATT 27 86	YDS 76 384	AVG/G 19.0 14.2	TD -- 6	LNG 13 46
RB	 #14 Robert Briggs 5-9 • 185 • R-Jr. • TR Bellville, Texas (Utah State)	LAST GAME: 9 attempts, 47 rushing yards, 1 reception, 6 receiving yards, 6 YAC - Rushed for 861 yards in three seasons at Utah State. Averaged 38.2 yards per game for the Aggies - Rated a three-star recruit out of Bellville High School and had 11 100-yard rushing games in high school	YEAR 2025 CAREER	ATT 27 190	YDS 116 977	AVG/G 29.0 37.6	TD 1 4	LNG 19 58
	 #24 Jaylin Carter 5-10 • 190 • Fr. • HS Valdosta, Ga. (Lowndes HS)	LAST GAME: 3 attempts, 16 rushing yards, 3 receptions, 21 receiving yards, 25 YAC - Prepped at Lowndes High School - First Team Region 1-6A and caught 50 passes for 836 yards and seven scores	YEAR 2025 CAREER	ATT 5 5	YDS 25 25	AVG/G 8.3 8.3	TD -- --	LNG 12 12
WR	 #7 Carl Chester 6-3 • 203 • R-Sr. • TR Manor, Texas (Marshall)	LAST GAME: 4 receptions, 118 yards, 19 YAC, 42-yard long reception - Followed Charles Huff from Marshall where he was a feature receiver for the 2024 Sun Belt Champions - Played with quarterback Braylon Braxton at Tulsa and Marshall. Chest began his career at Trinity Valley	YEAR 2025 CAREER	REC 13 55	YDS 211 954	AVG/G 52.8 23.9	TD -- 4	LNG 42 57
	 #11 Davis Dalton 6-3 • 210 • R-Jr. • 2L Madison, Miss. (Madison-Ridgeland)	LAST GAME: 2 receptions, 41 yards, 1 touchdown, 34-yard long reception - Played in 12 games for the Golden Eagles last season, registering 15 receptions for 174 yards and two scores - Prepped at Madison-Ridgeland Academy, where he had 1,586 yards and 15 touchdowns as a senior	YEAR 2025 CAREER	REC 2 24	YDS 41 315	AVG/G 10.3 13.1	TD 1 3	LNG 34 34
WR	 #9 Elijah Metcalf 5-9 • 175 • R-Sr. • TR Charlotte, N.C. (Marshall)	LAST GAME: 2 receptions, 29 yards, 22 YAC - Only Golden Eagle with over 1,000 career receiving yards heading into the season - Played at Marshall in the 2024 season after playing his first three seasons at Middle Tennessee	YEAR 2025 CAREER	REC 12 116	YDS 153 1,342	AVG/G 38.3 35.3	TD -- 10	LNG 48 71
	 #2 Tychaun Chapman 5-8 • 180 • R-Jr. • TR Virginia Beach, Va. (Marshall)	LAST GAME: 1 reception, 8 yards, 2 YAC - Played the 2024 season at Marshall after playing two seasons at North Carolina - Played in 14 games for the Tar Heels and played in 12 games for the Thundering Herd	YEAR 2025 CAREER	REC 7 31	YDS 128 409	AVG/G 32.0 13.6	TD -- 2	LNG 41 45



GAME-BY-GAME STATS

2025 GAME-BY-GAME DEFENSE

	UA	A	TOT	TFL	SCK	INT	BRUP
Mississippi State	5	7	12	0-0	0-0	0	2
Jackson State	4	2	6	0-0	0-0	0	0
App State	1	11	12	0-0	0-0	0	1
LA Tech	5	9	14	1.0-3	0.5	0	0
Jax State							
Georgia Southern							
Louisiana							
ULM							
Arkansas St.							
South Alabama							
Troy							

2024 GAME-BY-GAME DEFENSE

	UA	A	TOT	TFL	SCK	INT	BRUP
Kentucky	2	0	2	0-0-0	0-0	0	0
Southeastern	3	2	4	0.0-0	0-0	0	0
South Florida	1	1	1	0.0-0	0-0	0	0
Jacksonville State	4	4	7	0.5-0	0-0	1	0
Louisiana	2	3	4	1.0-8	1-8	0	0
ULM	0	2	1	0.5-1	0-0	0	0
Arkansas State	6	3	8	0.5-0	0-0	0	0
James Madison	3	2	4	0.0-0	0-0	0	1
Marshall	4	4	7	0.0-0	0-0	0	0

LINEBACKER CHRIS JONES

MOTEN CAREER FILE

Year	GP	GS	UA	A	TOT	TFL	SCK	FF	FR	INT	QBH	BRUP
2024	9	0	25	21	46	2.5-9	1	2	0	1	0	1
2025	4	4	10	36	46	2-3	0.5	0	0	0	0	2
Total	13	4	35	57	92	4.5-12	1.5	2	0	1	0	3

SEASON & CAREER HIGHS

TACKLES

2025 14 at Louisiana Tech - 09/20/2025

Career 14 at Louisiana Tech - 09/20/2025

TACKLES FOR LOSS

2025 1 at Louisiana Tech - 09/20/2025

Career 1 (2x) last at Louisiana Tech - 09/20/2025

SACKS

2025 0.5 at Louisiana Tech - 09/20/2025

Career 1 vs Louisiana - 10/05/2024

INTERCEPTIONS

2025 --

Career 1 at Jacksonville State - 09/20/2024

INTERCEPTION RETURN YARDS

2025 --

Career 9 at Jacksonville State - 09/20/2024

QB HURRIES

2025 --

Career none

PASS BREAKUPS

2025 1 (2x) last vs. App State - 09/13/2025

Career 1 (3x) last vs. App State - 09/13/2025

FORCED FUMBLES

2025 --

Career 1 (2x) last vs. Marshall - 11/09/2024

FUMBLE RECOVERIES

2025 --

Career none

2025 SEASON NOTES




















- Registered a career-high 13 tackles in the season opener against Mississippi State, had four solo tackles
- Posted six tackles in the win over Jackson State and had one pass deflection
- Had 12 tackles in the win over App State with one solo tackle. Also had a pass deflection
- Notched a career-high 14 tackles against Louisiana Tech and recorded his first sack of the season, finishing with a half-sack














THE MOTEN CAREER CAPSULE

2024 (Fr.): Played in nine games...Missed the final three with injury...Still tied for second on the team in tackles with 46 (25 solos) to go along with 2.5 tackles for loss for nine yards and a sack for eight yards...Recorded one interception against Jacksonville State (9/21) returning it for nine yards...Added two forced fumbles and one pass breakup...Recorded season-high nine tackles versus Arkansas State (10/19) with eight stops coming against both Jacksonville State (9/21) and Marshall (11/9)...Posted at least two stops in every game that he played and at least five in six contests.

High School: Helped lead Hartfield Academy to their first undefeated season and the MAIS Class 6A state championship this fall...Named MAIS Class 6A Defensive Player of the Year...Tallied 112 tackles, 20 tackles for loss, five sacks, four interceptions, four quarterback hurries, and seven touchdowns...Named to the Army All-American Bowl...Named his team's Defensive MVP in the MAIS Class 4A-5A-6A All-Star game...Earned a spot on the MSScoreboard.com All-Metro first team at linebacker.

Personal: Majoring in Business Administration.

DE		#14 J'Mond Tapp 6-3 • 255 • R-Jr. • TR Donaldsville, La. (Arizona State)	LAST GAME: 2 assisted tackles, 2 total tackles, 1 pass breakup - Was rostered at Arizona State in 2024 after playing two seasons at Texas - High School All-American and ranked as the No. 77 recruit nationally out of Ascension Catholic	YEAR U-A-T TFL-YDS SACKS INT PBU F/R 2025 4-14-18 3-26 3 -- 1 -- CAREER 9-18-27 4.5-34 3 -- 1 --
		#16 Jameer Lewis 6-2 • 230 • Sr. • 1L McComb, Miss. (SMCC)	LAST GAME: 2 assisted tackles, 2 total tackles - Played in all 12 games for the Golden Eagles in 2024 after playing his first two seasons at Southwest Miss. - Earned a First Team All-State nod as a senior at McComb High School	YEAR U-A-T TFL-YDS SACKS INT PBU F/R 2025 3-7-9 2-11 1 -- -- -- CAREER 12-22-34 7-34 3 -- 1 --
NG		#7 Isaiah Gibson Sr. 6-4 • 325 • R-Sr. • TR Springfield, Ohio (Marshall)	LAST GAME: 1 assisted tackle, 1 total tackle - Posted 29 tackles at Marshall in 2023 and battled injuries during the 2024 season. Played three seasons at UK - Was a top-50 defensive tackle out of Springfield HS and was named Division I All-Ohio	YEAR U-A-T TFL-YDS SACKS INT PBU F/R 2025 0-8-8 0.5-1 -- -- -- -- CAREER 10-48-58 3.5-7 0.5 -- 1 --
		#95 Mason Clinton 6-5 • 293 • So. • TR Hattiesburg, Miss. (EMCC)	LAST GAME: Did not record any stats - Played his freshman season at Louisiana before transferring to East Mississippi. Spent Spring 2025 at Miss. State - Prepped locally at Petal High School under Allen Glenn	YEAR U-A-T TFL-YDS SACKS INT PBU F/R 2025 1-2-3 0.5-1 -- -- -- -- CAREER 1-2-3 0.5-1 -- -- -- --
DE		#36 Brodarius Lewis 6-2 • 300 • Gr. • 2L Prattville, Ala. (Jones College)	LAST GAME: 4 assisted tackles, 4 total tackles - Most experienced returner for the Golden Eagles with three years in the black and gold - Began collegiate career at Jones College after a standout prep career at Prattville High School	YEAR U-A-T TFL-YDS SACKS INT PBU F/R 2025 0-12-12 -- -- -- 3 -- CAREER 32-60-92 12.5-41 6.5 -- 5 --
		#98 Jaden McKinney 6-3 • 285 • Jr. • TR Collierville, Tenn. (Austin Peay)	LAST GAME: 2 assisted tackles, 2 total tackles - Played in 21 games at Austin Peay, registering 15 tackles over two seasons - Was a First Team All-Region 8-6A player on defense and offense and ranked a three-star prospect	YEAR U-A-T TFL-YDS SACKS INT PBU F/R 2025 2-11-13 0.5-2 -- -- -- -- CAREER 10-18-28 3-12 0.5 -- 1 0-1
DT		#9 Jabari Ishmael 6-5 • 265 • R-Sr. • TR Miami, Fla. (Marshall)	LAST GAME: Did not play - Played in 22 games for Marshall, helping them to a 2025 Sun Belt Championship - Went to Miami (Fla.) as a consensus four-star recruit out of Christopher Columbus High School	YEAR U-A-T TFL-YDS SACKS INT PBU F/R 2025 2-8-10 0.5-2 -- -- 2 -- CAREER 14-25-39 4.5-12 2.5 -- 3 2-0
		#5 JJ Hawkins 6-2 • 265 • R-Jr. • TR Lawrenceville, Ga. (Marshall)	LAST GAME: 1 solo tackle, 2 assisted tackles, 3 total tackles, 1 TFL for 1 yard - Registered 12 tackles for Marshall in 2024 and helped the Herd to the 2024 Sun Belt Championship - Also spent time at Colorado and Ole Miss. Prepped at Discovery High School	YEAR U-A-T TFL-YDS SACKS INT PBU F/R 2025 4-8-12 3.5-8 1 -- -- 1-0 CAREER 12-28-40 6.5-18 3 -- 3 1-0
MLB		#35 Chris Jones 6-0 • 230 • So. • 1L Byram, Miss. (Hartfield Academy)	LAST GAME: 5 solo tackles, 9 assisted tackles, 14 total tackles, 0.5 sack, 1 TFL for 3 yards - Played in nine games for the Golden Eagles in 2024 and posted 46 tackles as a freshman - Prepped at Hartfield Academy and won the MAIS 6A State Championship and was an Army Bowl All-American	YEAR U-A-T TFL-YDS SACKS INT PBU F/R 2025 10-36-46 2-3 0.5 -- 2 -- CAREER 35-57-92 4.5-12 1.5 1 3 2-0
		#53 Joseph Harper 6-1 • 230 • Sr. • 1L Baldwyn, Miss. (Baldwyn HS)	LAST GAME: Did not record any stats - Played in nine games for Southern Miss in 2024 and had a forced fumble and recovery against Marshall - Prepped at Baldwin High School	YEAR U-A-T TFL-YDS SACKS INT PBU F/R 2025 4-13-17 -- -- -- 2 -- CAREER 8-28-36 0.5-1 -- -- 2 1-0
WLB		#17 Michael Montgomery 6-3 • 240 • Jr. • TR Seattle, Wash. (Portland St.)	LAST GAME: 3 assisted tackles, 10 assisted tackles, 13 total tackles, 0.5 sack, 1.5 TFL for 4 yards - Was a FCS Freshman All-American at Portland State in 2023 and had 80 tackles in 2024 - Was rated as a three-star recruit that fielded offers Arkansas, Georgia Tech, Oregon and South Carolina	YEAR U-A-T TFL-YDS SACKS INT PBU F/R 2025 4-35-39 1.5-4 0.5 1 1 -- CAREER 74-114-188 8.5-17 3 1 5 0-1
		#13 Mathis Haygood 6-3 • 230 • R-So. • TR Fayetteville, Ga. (Marshall)	LAST GAME: 1 assisted tackle, 1 total tackle, 0.5 TFL - Played in four games at Marshall during the 2023 and 2024 seasons - Named a Georgia 5-3A Second Team player as a senior at Sandy Creek High School	YEAR U-A-T TFL-YDS SACKS INT PBU F/R 2025 4-6-10 1.5-1 1 -- -- -- CAREER 4-6-10 1.5-1 1 -- -- --
NICK		#3 Ian Foster 5-10 • 180 • R-So. • TR Brundidge, Ala. (Marshall)	LAST GAME: 3 assisted tackles, 3 solo tackles, 6 total tackles - 2024 All-Sun Belt First Teamer as a return man after leading the FBS in return yard average - Won a state championship at Pike County and was a two-time First Team All-State honoree	YEAR U-A-T TFL-YDS SACKS INT PBU F/R 2025 11-18-29 0.5-1 -- 1 3 -- CAREER 36-41-77 5.5-14 -- 1 7 0-1
		#16 Ma'lik Caswell 6-0 • 184 • R-Fr. • TR Midway, Ga. (Marshall)	LAST GAME: Did not record any stats - Redshirted during the 2024 season at Marshall and appeared in one game on special teams - Prepped at Stockbridge High School, going 12-3 with a top-25 ranking in Georgia	YEAR U-A-T TFL-YDS SACKS INT PBU F/R 2025 0-3-3 -- -- -- -- -- CAREER 0-3-3 -- -- -- -- --
CB		#23 Anthony Richard Jr. 6-1 • 195 • R-Sr. • TR Lafayette, La. (Marshall)	LAST GAME: 2 solo tackles, 1 assisted tackle, 3 total tackles 0- Played in five games at Marshall in 2024, registering 7 tackles in a huge win over James Madison - Began his career at Harding before later playing at Northwestern State	YEAR U-A-T TFL-YDS SACKS INT PBU F/R 2025 6-6-12 0.5-3 -- 1 3 -- CAREER 32-13-45 0.5-3 -- 1 11 1-0
		#0 Brendan Toles 6-0 • 180 • R-Sr. • 3L Oxford, Miss. (Lafayette HS)	LAST GAME: Did not play - Appeared in 10 games for Southern Miss in 2024 after a season-ending injury three-games into the '23 season - Rated a three-star recruit out of Lafayette High School and the No. 26 player in the state of Mississippi	YEAR U-A-T TFL-YDS SACKS INT PBU F/R 2025 2-0-2 -- -- -- -- -- CAREER 30-20-50 2-9 -- -- 6 --
CB		#1 Josh Moten 6-0 • 180 • Sr. • TR Waldorf, Md. (Marshall)	LAST GAME: 1 solo tackle, 3 assisted tackles, 4 total tackles, 3 pass breakups - Named a HERO G5 All-American in 2024 at Marshall, finishing third in the FBS in interceptions (5) - Spent time at Texas A&M after his prep career at National Christian Academy. Was a four-star recruit	YEAR U-A-T TFL-YDS SACKS INT PBU F/R 2025 12-14-26 -- -- 6 -- CAREER 30-45-95 1-3 -- 6 17 --
		#8 Ishmael Ibraheem 6-0 • 175 • R-Jr. • TR Dallas, Texas (Marshall)	LAST GAME: Did not play - Appeared in 8 games over two seasons at Marshall and won the 2024 Sun Belt Championship - Went to Texas as a High School All-American and No. 113 player nationally out of Kimball High School	YEAR U-A-T TFL-YDS SACKS INT PBU F/R 2025 1-0-1 -- -- -- 2 -- CAREER 7-0-7 -- -- -- 2 --
S		#41 Ahmere Foster 5-9 • 167 • Jr. • TR Miami, Fla. (Marshall)	LAST GAME: 2 assisted tackles, 2 total tackles, 0.5 TFL - Posted 37 tackles in 13 games at Marshall during the 2024 season, helping the Herd to a conference title - Was a two-time state champion at Christopher Columbus with current teammate Jabari Ishmael	YEAR U-A-T TFL-YDS SACKS INT PBU F/R 2025 2-10-12 0.5-0 -- 1 -- -- CAREER 33-44-77 2-0-2 1 2 4 1-0
		#6 Dylan King 6-2 • 195 • R-Jr. • JC Nashville, Tenn. (EMCC)	LAST GAME: Saw limited action - Played the 2024 season at East Mississippi, finishing with 42 tackles in nine games - Played the 2022-23 season at Tennessee State, playing in eight games during his sophomore season	YEAR U-A-T TFL-YDS SACKS INT PBU F/R 2025 1-2-3 -- -- -- -- -- CAREER 1-2-3 -- -- -- -- --
S		#22 Corey Myrick 6-2 • 195 • So. • TR Cincinnati, Ohio (Marshall)	LAST GAME: 3 solo tackles, 4 assisted tackles, 7 total tackles - Played in eight games at Marshall in 2024 as the Herd won the Sun Belt Championship - A three-star prospect out of Cincinnati Colerian High School	YEAR U-A-T TFL-YDS SACKS INT PBU F/R 2025 10-12-22 -- -- -- 2 -- CAREER 12-13-25 -- -- -- 2 --
		#24 Josh Battle 5-11 • 202 • R-Sr. • TR Hoschton, Ga. (Chattanooga)	LAST GAME: 3 solo tackles, 2 assisted tackles, 5 total tackles - Was a First Team All-Southern Conference player at Chattanooga in 2024 and All-Freshman player in 2022 - Posted 176 tackles at Chattanooga with two interceptions over 38 games at the FCS level	YEAR U-A-T TFL-YDS SACKS INT PBU F/R 2025 12-12-24 1.5-10 1 -- 0 -- CAREER 115-85-200 6.5-15 1 2 6 1-1

KO	 #96 Reed Harradine 6-3 • 225 • R-So. • TR Birmingham, Ala. (Grambling)	LAST GAME: 3 kickoffs, 191 yards, 1 touchback - Was Gramblings primay kicker in 2024 and registered 29 touchbacks on 57 attempts - Began his career at Alabama after a standout prep career at Mountain Brook High School	YEAR NO. YDS AVG TB 2025 21 1,342 63.9 11 CAREER 78 4,675 59.9 42
	 #40 Creighton Wilbanks 5-10 • 180 • Fr. • HS Mandeville, La. (Mandeville HS)	LAST GAME: 1 kickoff, 65 yards, 1 touchback - Prepped at Mandeville High School and was a National Football Foundation Scholarship finalist - 2024 First Team All-State player and tabbed All-GeauxPreps Large School Punter in Louisiana	YEAR NO. YDS AVG TB 2025 1 65 65.0 1 CAREER 1 65 65.0 1
FG	 #96 Reed Harradine 6-3 • 225 • R-So. • TR Birmingham, Ala. (Grambling)	LAST GAME: 2-3 FGs, made a 38-yard and 30-yard field goal, went 2-for-2 on PATs - Made 13 fields goals and a pair of 50-yarders at Grambling in 2024. Went 33-for-34 on PATs last season - Won a soccer state title at Mountain Brook High School before beginning his football career at Alabama	YEAR FGM-A PCT LG XPM-A PCT. 2025 5-8 .625 43 14-14 1.000 CAREER 18-26 .692 50 47-48 .978
	 #40 Creighton Wilbanks 5-10 • 180 • Fr. • HS Mandeville, La. (Mandeville HS)	LAST GAME: Did attempt a field goal - Prepped at Mandeville High School and was a National Football Foundation Scholarship finalist - 2024 First Team All-State player and tabbed All-GeauxPreps Large School Punter in Louisiana	YEAR FGM-A PCT LG XPM-A PCT. 2025 -- -- -- -- -- CAREER -- -- -- -- --
P	 #34 Jack Murlley 6-2 • 215 • Fr. • HS Melbourne, Australia (Universal)	LAST GAME: Did not play - At 30-years old, he is the oldest player in FBS and the third Australian punter Southern Miss has had - Played Australian Rules Football and came up through ProKick Australia	YEAR PUNTS YDS AVG LG I20 2025 12 457 38.1 49 4 CAREER 12 457 38.1 49 4
	 #94 Kaden Morgan 5-11 • 175 • R-Jr. • TR Spring, Texas (UT Martin)	LAST GAME: 5 punts, 226 yards, 45.2 yards per punt, 50-yard punt - Was Gramblings primay kicker in 2024 and registered 29 touchbacks on 57 attempts - Began his career at Alabama after a standout prep career at Mountain Brook High School	YEAR PUNTS YDS AVG LG I20 2025 5 226 45.2 50 -- CAREER 5 226 45.2 50 50
LS	 #46 Luke Beard 6-1 • 225 • R-So. • TR Ackerman, Miss. (Mississippi St.)	LAST GAME: Handled all snapping duties - Did not see any action in two seasons at Mississippi State - Class 2A First Team All-State honoree and was in the Mississippi/Alabama All-Star game	YEAR GP 2025 4 CAREER 4
	 #30 Andrew Tate 5-10 • 205 • Jr. • JC Madden, Miss. (Hinds CC)	LAST GAME: Did not play - Played two seasons at Hinds CC - Prepped at Leake Academy	YEAR GP 2025 -- CAREER --
H	 #17 Kyle McCormick 6-1 • 195 • R-Jr. • SQ Lincoln, Calif. (La Costa Canyon)	LAST GAME: Handled all holding duties - Has appeared in three games over four seasons for the Golden Eagles - Prepped at La Costa Canyon High School	YEAR GP 2025 4 CAREER 6
KR	 #3 Ian Foster 5-10 • 180 • R-So. • TR Brundidge, Ala. (Marshall)	LAST GAME: Did not record any kickoff return stats - 2024 All-Sun Belt First Teamer as a return man after leading the FBS in return yard average - Won a state championship at Pike County and was a two-time First Team All-State honoree	YEAR RET YDS AVG TD LG 2025 1 32 32.0 -- 32 CAREER 16 518 32.4 49 64
	 #6 Micah Davis 5-11 • 192 • R-Sr. • TR Atlanta, Ga. (Ole Miss)	LAST GAME: Did not record any kickoff return stats - Returned 5 kicks at Ole Miss for 113 yards and had a 30-yard kick return - Has played at Ole Miss, Utah State, Iowa Western and Air Force. Was with Blake Anderson at Utah State	YEAR RET YDS AVG TD LG 2025 2 54 27.0 -- 30 CAREER 7 167 23.9 0 30
PR	 #3 Chuck Montgomery 5-10 • 180 • R-Sr. • TR Seffner, Fla. (Marshall)	LAST GAME: Did not record any punt return stats - Returned 7 punts for 29 yards at Marshall - Prepped at Armwood High School	YEAR RET YDS AVG TD LG 2025 -- -- -- -- -- CAREER 7 29 4.1 -- 12
	 #9 Elijah Metcalf 5-9 • 175 • R-Sr. • TR Charlotte, N.C. (Charlotte)	LAST GAME: 1 punt returns, 4 total return yards, 4-yard long return - Return 10 punts for 92 yards and had a 16-yard return - Was a three-star recruit out of Mallard Creek High School	YEAR RET YDS AVG TD LG 2025 5 38 7.6 -- 20 CAREER 15 130 8.7 -- 20



2025-26 Southern Miss. Football
Overall Team Statistics
All games

Page 1/2
as of Sep 22, 2025

Team Statistics

	USM	OPP
Scoring	113	106
Points per game	28.3	26.5
Points Off Turnovers	10	13
First Downs	90	84
Rushing	28	38
Passing	48	38
Penalty	14	8
Rushing Yardage	473	573
Yards gained rushing	534	671
Yards lost rushing	61	98
Rushing attempts	131	159
Average per rush	3.6	3.6
Average per game	118.3	143.3
TDs Rushing	3	10
Passing Yardage	1094	1023
Comp-Att-Int	98-149-3	87-137-6
Average per pass	7.3	7.5
Average per catch	11.2	11.8
Average per game	273.5	255.8
TDs Passing	9	2
Total offense	1567	1596
Total plays	280	296
Average per play	5.6	5.4
Average per game	391.8	399.0
Kick returns: #-Yards	3-86	5-168
Punt returns: #-Yards	7-68	7-46
Int returns: #-Yards	6-160	3-48
Kick return average	28.7	33.6
Punt return average	9.7	6.6
Int return average	26.7	16.0
Fumbles-Lost	1-0	1-0
Penalties-Yards	29-231	41-347
Average per game	57.8	86.8
Punts-Yards	17-683	21-861
Average per punt	40.2	41.0
Net punt average	36.3	37.8
Kickoffs-Yards	22-1406	20-1266
Average per kick	63.9	63.3
Net kick average	36.5	39.0
Time of possession / game	28:36	31:18
3rd-down conversion	25/56	21/61
3rd-down pct	45%	34%
4th-down conversion	1/5	5/7



2025-26 Southern Miss. Football
Overall Team Statistics
All games

Page 2/2
as of Sep 22, 2025

	USM	OPP
4th-down pct	20%	71%
Sacks by-Yards	11-73	5-34
Misc Yards	0	0
Touchdowns scored	14	13
Field goals - attempts	5-8	5-6
On-Side kicks	0-1	1-2
Red-zone scores	(13-16) 81%	(12-15) 80%
Red-zone touchdowns	(9-16) 56%	(10-15) 67%
PAT-attempts	(14-14) 100%	(11-12) 92%
2-point conversion-attempts	(0-0) 0%	(1-1) 100%
Attendance	90030	17108
Games / Avg per game	3/30010	1/17108
Neutral site games	-	0/0

Score by Periods

Team	1st	2nd	3rd	4th	OT	TOT
Southern Miss.	34	20	17	42	0	113
Opponents	37	23	28	18	0	106



2025-26 Southern Miss. Football
Individual Statistics
All games

Page 1/3
as of Sep 22, 2025

Rushing

Player	gp	att	gain	loss	net	avg	td	lg	avg/g
Braylon Braxton	4	39	164	36	128	3.3	0	17	32.0
Jeffery Pittman	3	25	131	5	126	5.0	2	23	42.0
Robert Briggs Jr.	4	27	125	9	116	4.3	1	19	29.0
Matt Jones	4	27	80	4	76	2.8	0	13	19.0
Jaylin Carter	3	5	25	0	25	5.0	0	12	8.3
Elijah Metcalf	4	3	9	0	9	3.0	0	4	2.3
Landry Lyddy	2	1	0	1	-1	-1.0	0	0	-0.5
Team	4	4	0	6	-6	-1.5	0	0	-1.5
Total	4	131	534	61	473	3.6	3	23	118.3
Opponents	4	159	671	98	573	3.6	10	47	143.3

Passing

Player	gp	effic	comp-att-int	pct	yds	td	lg	avg/g
Braylon Braxton	4	144.4	96-146-3	65.8	1084	9	48	271.0
Landry Lyddy	2	96.2	1-2-0	50.0	11	0	11	5.5
John White	1	91.6	1-1-0	100.0	-1	0	0	-1.0
Total	4	143.4	98-149-3	65.8	1094	9	48	273.5
Opponents	4	122.3	87-137-6	63.5	1023	2	72	255.8

Receiving

Player	gp	no.	yds	avg	td	lg	avg/g
Carl Chester	4	13	211	16.2	0	42	52.8
Elijah Metcalf	4	12	153	12.8	0	48	38.3
Micah Davis	4	11	102	9.3	3	21	25.5
Bralon Brown	4	10	110	11.0	1	40	27.5
Jeffery Pittman	3	10	62	6.2	0	37	20.7
Kadinn Morris	4	9	96	10.7	1	28	24.0
Tychaun Chapman	4	7	128	18.3	0	41	32.0
Kyirin Heath	3	6	81	13.5	1	30	27.0
Matt Jones	4	5	29	5.8	0	14	7.3
Robert Briggs Jr.	4	5	30	6.0	1	14	7.5
Jaylin Carter	3	3	21	7.0	0	13	7.0
Charles Montgomery	4	2	13	6.5	0	11	3.3
Davis Dalton	4	2	41	20.5	1	34	10.3
TJ Johnson	4	1	7	7.0	1	7	1.8
Cace Reed	1	1	-1	-1.0	0	0	-1.0
Jermame Hayes	2	1	11	11.0	0	11	5.5
Total	4	98	1094	11.2	9	48	273.5
Opponents	4	87	1023	11.8	2	72	255.8

Punt Returns

Player	no.	yds	avg	td	lg
Elijah Metcalf	5	38	7.6	0	20
Zach Ruffin	0	30	0.0	1	30
Ahmere Foster	1	0	0.0	0	0
Trey Horne	1	0	0.0	0	0
Total	7	68	9.7	1	30
Opponents	7	46	6.6	0	24

Interceptions

Player	no.	yds	avg	td	lg
Anthony Richard, Jr.	1	0	0.0	0	0
Michael Montgomery	1	0	0.0	0	0
Ian Foster	1	99	99.0	1	99
Ahmere Foster	1	20	20.0	0	20
Mathias Haygood	1	18	18.0	0	18
MaLik Caswell	1	23	23.0	0	23
Total	6	160	26.7	1	99
Opponents	3	48	16.0	1	48

Kick Returns

Player	no.	yds	avg	td	lg
Micah Davis	2	54	27.0	0	30
Ian Foster	1	32	32.0	0	32
Total	3	86	28.7	0	32
Opponents	5	168	33.6	0	77

Fumbles Recovered

Player	no.	yds	avg	td	lg
Total	0	0	0.0	0	0
Opponents	0	0	0.0	0	0



2025-26 Southern Miss. Football
Individual Statistics
All games

Page 2/3
as of Sep 22, 2025

Scoring

Player			PAT						
	td	fg	kick	rush	rcv	pass	dxp	saf	pts
Reed Harradine	-	5-8	13-13	-	-	-	-	-	28
Micah Davis	3	-	-	-	-	-	-	-	18
Robert Briggs Jr.	2	-	-	-	-	-	-	-	12
Jeffery Pittman	2	-	-	-	-	-	-	-	12
Bralon Brown	1	-	-	-	-	-	-	-	6
Kadinn Morris	1	-	-	-	-	-	-	-	6
Davis Dalton	1	-	-	-	-	-	-	-	6
Kyirin Heath	1	-	-	-	-	-	-	-	6
Ian Foster	1	-	-	-	-	-	-	-	6
TJ Johnson	1	-	-	-	-	-	-	-	6
Zach Ruffin	1	-	-	-	-	-	-	-	6
Creighton Wilbanks	-	-	1-1	-	-	-	-	-	1
Total	14	5-8	14-14	0	0	0	0	0	113
Opponents	13	5-6	11-12	0	1	1	0	0	106

Field Goals

Player	fg	pct.	01-19	20-29	30-39	40-49	50-99	lg	blk
Reed Harradine	5-8	62.5	0-0	0-0	4-5	1-2	0-1	43	0
Opponents	5-6	83.3	0-0	1-1	1-1	2-3	1-1	55	0

FG Sequence

Team Name	Southern Miss.	Opponents
Mississippi St.	(43)	(55),(30)
Jackson St.	(35),54,45	(46),(40)
App State	(39)	,49
Louisiana Tech	(38),37,(30)	(24)

Numbers in (parentheses) indicate field goal was made

Total Offense

Player	g	plays	rush	pass	total	avg/g
Braylon Braxton	4	185	128	1084	1212	303.0
Jeffery Pittman	3	25	126	0	126	42.0
Robert Briggs Jr.	4	27	116	0	116	29.0
Matt Jones	4	27	76	0	76	19.0
Jaylin Carter	3	5	25	0	25	8.3
Landry Lyddy	2	3	-1	11	10	5.0
Elijah Metcalf	4	3	9	0	9	2.3
John White	1	1	0	-1	-1	-1.0
Team	4	0	-6	0	-6	-1.5
Total	4	280	473	1094	1567	391.8
Opponents	4	296	573	1023	1596	399.0

Punting

Player	no.	yds	avg	lg	tb	fc	i20	50+	blk
Jack Murley	12	457	38.1	49	1	2	4	0	0
Reed Harradine	5	226	45.2	50	0	0	0	2	0
Total	17	683	40.2	50	1	2	4	2	0
Opponents	21	861	41.0	61	1	6	5	5	2

Kickoffs

Player	no.	yds	avg	tb	ob	retn	net	ydl
Reed Harradine	21	1341	63.9	13	3			
Creighton Wilbanks	1	65	65.0	1	0			
Total	22	1406	63.9	14	3	5	36.5	28
Opponents	20	1266	63.3	16	0	3	39	26



2025-26 Southern Miss. Football
Individual Statistics
All games

Page 3/3
as of Sep 22, 2025

All Purpose

Player	g	rush	rcv	pr	kr	ir	total	avg/g
Carl Chester	4	0	211	0	0	0	211	52.8
Elijah Metcalf	4	9	153	38	0	0	200	50.0
Jeffery Pittman	3	126	62	0	0	0	188	62.7
Micah Davis	4	0	102	0	54	0	156	39.0
Robert Briggs Jr.	4	116	30	0	0	0	146	36.5
Ian Foster	4	0	0	0	32	99	131	32.8
Braylon Braxton	4	128	0	0	0	0	128	32.0
Tychaun Chapman	4	0	128	0	0	0	128	32.0
Bralon Brown	4	0	110	0	0	0	110	27.5
Matt Jones	4	76	29	0	0	0	105	26.3
Kadinn Morris	4	0	96	0	0	0	96	24.0
Kyirin Heath	3	0	81	0	0	0	81	27.0
Jaylin Carter	3	25	21	0	0	0	46	15.3
Davis Dalton	4	0	41	0	0	0	41	10.3
Zach Ruffin	4	0	0	30	0	0	30	7.5
MaLik Caswell	4	0	0	0	0	23	23	5.8
Ahmere Foster	4	0	0	0	0	20	20	5.0
Mathias Haygood	4	0	0	0	0	18	18	4.5
Charles Montgomery	4	0	13	0	0	0	13	3.3
Jermame Hayes	2	0	11	0	0	0	11	5.5
TJ Johnson	4	0	7	0	0	0	7	1.8
Landry Lyddy	2	-1	0	0	0	0	-1	-0.5
Cace Reed	1	0	-1	0	0	0	-1	-1.0
Team	4	-6	0	0	0	0	-6	-1.5
Total	4	473	1094	68	86	160	1881	470.3
Opponents	4	573	1023	46	168	48	1858	464.5



2025-26 Southern Miss. Football
Overall Defense Statistics
All games

Page 1/1
as of Sep 22, 2025

Team Defense

			Tackles				Sacks	Pass defense			Fumbles	blkd		
##	Player	gp	ua	a	tot	tfl/yds	no-yds	int-yds	brup	qbh	fr-yds	ff	kick	saf
35	Chris Jones	4	10	36	46	2-3	0.5-2	.	2
17	Michael Montgomery	4	4	35	39	1.5-4	0.5-2	1-0	1
3	Ian Foster	4	11	18	29	0.5-1	.	1-99	3
1	Josh Moten	4	12	14	26	.	.	.	6
24	Josh Battle	4	12	12	24	1.5-10	1-7
22	Corey Myrick	4	10	12	22	.	.	.	2
14	J'Mond Tapp	4	4	14	18	3-26	3-26	.	1	2
53	Joseph Harper	4	4	13	17	.	.	.	2
98	Jaden McKinney	4	2	11	13	0.5-2
36	Brodarius Lewis	4	.	12	12	.	.	.	3	2
41	Ahmere Foster	4	2	10	12	0.5-0	.	1-20	1	.
23	Anthony Richard, Jr.	4	6	6	12	0.5-3	.	1-0	3
5	JJ Hawkins	4	4	8	12	3.5-8	1-6	.	.	3	.	1	.	.
30	Garrick Ponder	4	4	6	10	3.5-16	2-13	.	.	2
9	Jabari Ishmael	3	2	8	10	0.5-2	.	.	2
13	Mathias Haygood	4	4	6	10	1.5-1	1-1	1-18
16	Jameer Lewis	4	3	7	10	2-11	1-9
7	Isaiah Gibson	4	.	8	8	0.5-1
37	Eric Thomas Jr.	3	3	.	3	1-7	1-7
95	Mason Clinton	3	1	2	3	0.5-1
6	Dylan King	3	1	2	3
33	Avery Sledge	3	2	1	3
18	MaLick Caswell	4	.	3	3	.	.	1-23
11	Jonathan Pennix	4	1	2	3	.	.	.	2
12	Guylijah Theodale	4	.	3	3
2	Dominick Hill	4	1	1	2
0	Brendan Toles	3	2	.	2
19	Malakai Murphy	4	.	2	2
25	Zach Ruffin	4	.	1	1
21	Khalil Foster	1	1	.	1
96	Reed Harradine	4	1	.	1
46	Luke Beard	4	.	1	1
5	Matt Jones	4	1	.	1
3	Charles Montgomery	4	1	.	1
8	Ishmael Ibraheem	2	1	.	1	.	.	.	2
23	Trey Horne	2	1	.
	Totals	4	110	254	364	23-96	11-73	6-160	29	9	0-0	1	2	0
	Opponents	4	86	246	332	20-62	5-34	3-48	21	10	0-0	0	0	0



2025-26 Southern Miss. Football
Team Game-by-Game
All games

Page 1/1
as of Sep 22, 2025

		Rushing				Receiving				Passing				Kick Returns				Punt Returns				tot		
Date	Opponent	no.	yds	td	lg	no.	yds	td	lg	cmp	att	int	yds	td	lg	no.	yds	td	lg	no.	yds	td	lg	off
08/30/2025	Mississippi St.	35	102	0	12	26	199	2	37	26	39	1	199	2	37	1	32	0	32	0	0	0	0	301
09/06/2025	Jackson St.	36	139	1	23	22	224	3	40	22	32	0	224	3	40	2	54	0	30	4	63	1	30	363
09/13/2025	App State	25	110	2	16	22	279	2	48	22	31	1	279	2	48	0	0	0	0	2	1	0	4	389
09/20/2025	at Louisiana Tech	35	122	0	19	28	392	2	42	28	47	1	392	2	42	0	0	0	0	1	4	0	4	514
Southern Miss.		131	473	3	23	98	1094	9	48	98	149	3	1094	9	48	3	86	0	32	7	68	1	30	1567
Opponents		159	573	10	47	87	1023	2	72	87	137	6	1023	2	72	5	168	0	77	7	46	0	24	1596

Southern Miss. Averages

Games	Avg/ rush	Avg/ catch	Pass effc	KR avg	PR avg	All purpose avg/game	Total offense avg/game
4	3.6	11.2	143.4	28.7	9.7	470.3	391.8

Date	Opponent	Tackles				Sacks	Fumble		Pass Defense			blkd	PAT attempts			off		
		ua	a	total	tfl-yds	no-yds	ff	fr-yds	int-yds	qbh	brup	kick	kick	rush	rcv	saf	t/o	pts
08/30/2025	Mississippi St.	28	70	98	4.0-12	1-6	1	0-0	1-0	1	6	0	2-2	0	0	0	3	17
09/06/2025	Jackson St.	28	54	82	7.0-22	3-16	0	0-0	2-43	2	7	2	5-5	0	0	0	0	38
09/13/2025	App State	30	72	102	6.0-48	5-42	0	0-0	3-117	6	12	0	5-5	0	0	0	7	38
09/20/2025	at Louisiana Tech	24	58	82	6.0-14	2-9	0	0-0	0-0	0	4	0	2-2	0	0	0	0	20
Southern Miss.		110	254	364	23.0-96	11-73	1	0-0	6-160	9	29	2	14-14	0	0	0	10	113
Opponents		86	246	332	20.0-62	5-34	0	0-0	3-48	10	21	0	11-12	0	1	0	13	106

Date	Opponent	Punting										Field Goals			Kickoffs			
		no.	yds	avg	long	blkd	tb	fc	50+	i20	md-att	long	blkd	no.	yds	avg	tb	ob
08/30/2025	Mississippi St.	5	214	42.8	49	0	1	1	0	1	1-1	43	0	4	243	60.8	3	1
09/06/2025	Jackson St.	3	119	39.7	42	0	0	0	0	2	1-3	35	0	7	452	64.6	3	1
09/13/2025	App State	4	124	31.0	45	0	0	1	0	1	1-1	39	0	7	455	65.0	6	0
09/20/2025	at Louisiana Tech	5	226	45.2	50	0	0	0	2	0	2-3	38	0	4	256	64.0	2	1
Southern Miss.		17	683	40.2	50	0	1	2	2	4	5-8	43	0	22	1406	63.9	14	3
Opponents		21	861	41.0	61	2	1	6	5	5	5-6	55	0	20	1266	63.3	16	0



2025-26 Southern Miss. Football
Opponents Game-by-Game
All games

Page 1/1
as of Sep 22, 2025

		Rushing				Receiving				Passing				Kick Returns				Punt Returns				tot			
Date	Opponent	no.	yds	td	lg	no.	yds	td	lg	cmp	att	int	yds	td	lg	no.	yds	td	lg	no.	yds	td	lg	off	
08/30/2025	Mississippi St.	41	186	3	16	27	279	1	57	27-36-1				279	1	57	0	0	0	0	3	0	0	0	465
09/06/2025	Jackson St.	42	191	2	47	14	131	0	22	14-28-2				131	0	22	3	115	0	77	1	13	0	13	322
09/13/2025	App State	38	95	2	17	31	375	1	42	31-52-3				375	1	42	1	25	0	25	0	0	0	0	470
09/20/2025	at Louisiana Tech	38	101	3	16	15	238	0	72	15-21-0				238	0	72	1	28	0	28	3	33	0	24	339
Opponents		159	573	10	47	87	1023	2	72	87-137-6				1023	2	72	5	168	0	77	7	46	0	24	1596
Southern Miss.		131	473	3	23	98	1094	9	48	98-149-3				1094	9	48	3	86	0	32	7	68	1	30	1567

Opponents Averages

Games	Avg/ rush	Avg/ catch	Pass effc	KR avg	PR avg	All purpose avg/game	Total offense avg/game
4	3.6	11.8	122.3	33.6	6.6	464.5	399.0

Date	Opponent	Tackles				Sacks no-yds	Fumble ff fr-yds		Pass Defense int-yds qb h brup			blkd kick	PAT attempts kick rush rcv			off saf t/o pts		
		ua	a	total	tfl-yds													
08/30/2025	Mississippi St.	17	78	95	3.0-9	1-4	0	0-0	1-0	0	7	0	4-4	0	0	0	7	34
09/06/2025	Jackson St.	27	62	89	6.0-22	2-17	0	0-0	0-0	6	4	0	2-2	0	0	0	0	20
09/13/2025	App State	21	40	61	6.0-17	1-9	0	0-0	1-0	0	2	0	2-2	0	1	0	0	22
09/20/2025	at Louisiana Tech	21	66	87	5.0-14	1-4	0	0-0	1-48	4	8	0	3-4	0	0	0	6	30
Opponents		86	246	332	20.0-62	5-34	0	0-0	3-48	10	21	0	11-12	0	1	0	13	106
Southern Miss.		110	254	364	23.0-96	11-73	1	0-0	6-160	9	29	2	14-14	0	0	0	10	113

Date	Opponent	Punting										Field Goals md-att long blkd			Kickoffs			
		no.	yds	avg	long	blkd	tb	fc	50+	i20					no.	yds	avg	tb ob
08/30/2025	Mississippi St.	4	160	40.0	47	0	0	3	0	1	2-2	55	0	7	455	65.0	6	0
09/06/2025	Jackson St.	5	126	25.2	40	2	0	0	0	0	2-2	46	0	5	291	58.2	2	0
09/13/2025	App State	4	177	44.3	49	0	0	1	0	0	0-1	0	0	2	130	65.0	2	0
09/20/2025	at Louisiana Tech	8	398	49.8	61	0	1	2	5	4	1-1	24	0	6	390	65.0	6	0
Opponents		21	861	41.0	61	2	1	6	5	5	5-6	55	0	20	1266	63.3	16	0
Southern Miss.		17	683	40.2	50	0	1	2	2	4	5-8	43	0	22	1406	63.9	14	3



2025-26 Southern Miss. Football
Team Game-by-Game Comparison
All games

Page 1/1
as of Sep 22, 2025

Opponent	Score	First Downs				Rushing Number-Yards	Passing		Total Offense Plays-Yards	Return Yards	Turn- Overs
		Total	Rush	Pass	Pen		Comp-Att.-Int	Yards			
Mississippi St.	17-34	18 / 24	9 / 13	6 / 10	3 / 1	35-102 / 41-186	26-39-1 / 27-36-1	199 / 279	74-301 / 77-465	32 / 0	1 / 1
Jackson St.	38-20	25 / 19	10 / 11	11 / 6	4 / 2	36-139 / 42-191	22-32-0 / 14-28-2	224 / 131	68-363 / 70-322	160 / 128	0 / 2
App State	38-22	18 / 27	4 / 10	12 / 13	2 / 4	25-110 / 38-95	22-31-1 / 31-52-3	279 / 375	56-389 / 90-470	118 / 25	1 / 3
Louisiana Tech	20-30	29 / 14	5 / 4	19 / 9	5 / 1	35-122 / 38-101	28-47-1 / 15-21-0	392 / 238	82-514 / 59-339	4 / 109	1 / 0
Totals	113-106	90 / 84	28 / 38	48 / 38	14 / 8	131-473 / 159-573	98-149-3 / 87-137-6	1094 / 1023	280-1567 / 296-1596	314 / 262	3 / 6

Opponents	3rd Down Conversion	4th Down Conversion	Time of Possession	TOP Margin	Avg Yds/Rush	Avg Yds/Pass	Avg Yds/Play	Punting Number-Avg	Penalties Number-Yards	Sacks
Mississippi St.	10-19 / 8-14	1-3 / 0-0	29:39 / 29:55	-00:16	2.9 / 4.5	5.1 / 7.8	4.1 / 6.0	5-42.8 / 4-40.0	8-60.0 / 14-119.0	1 / 1
Jackson St.	4-11 / 5-16	0-0 / 1-1	28:45 / 31:15	-02:30	3.9 / 4.5	7.0 / 4.7	5.3 / 4.6	3-39.7 / 5-25.2	4-43.0 / 12-87.0	3 / 2
App State	4-9 / 6-18	0-0 / 2-4	23:24 / 36:36	-13:12	4.4 / 2.5	9.0 / 7.2	6.9 / 5.2	4-31.0 / 4-44.3	9-74.0 / 7-65.0	5 / 1
Louisiana Tech	7-17 / 2-13	0-2 / 2-2	32:36 / 27:24	05:12	3.5 / 2.7	8.3 / 11.3	6.3 / 5.7	5-45.2 / 8-49.8	8-54.0 / 8-76.0	2 / 1
Totals	25-56 / 21-61	1-5 / 5-7	114:24 / 125:10	-10:46	3.6 / 3.6	7.3 / 7.5	5.6 / 5.4	17-40.2 / 21-41.0	29-231.0 / 41-347.0	11 / 5

Note: Game totals are displayed in the format TEAM/OPPONENT for each category



2025-26 Southern Miss. Football
Red-Zone Results
All games

Page 1/1
as of Sep 22, 2025

Southern Miss. Inside Opponent Red-Zone

			Times	Times	Total		Rush	Pass	FGs	Failed to score inside RZ					
Date	Opponent	Score	In RZ	Scored	Pts	TDs	TDs	TDs	Made	FGA	Down	Int	Fumb	Half	Game
08/30/2025	Mississippi St.	L 17-34	3	2	14	2	0	2	0	0	1	0	0	0	0
09/06/2025	Jackson St.	W 38-20	5	5	31	4	1	3	1	1	0	0	0	0	0
09/13/2025	App State	W 38-22	4	4	25	3	2	1	1	1	0	0	0	0	0
09/20/2025	at Louisiana Tech	L 20-30	4	2	6	0	0	0	2	3	1	0	0	0	0
Totals 13 of 16 (81.3%)			16	13	76	9	3	6	4	5	2	0	0	0	0

Opponents Inside Southern Miss. Red-Zone

				Times	Times	Total			Rush	Pass	FGs	Failed to score inside RZ					
Date	Opponent		Score	In RZ	Scored	Pts	TDs		TDs	TDs	Made	FGA	Down	Int	Fumb	Half	Game
08/30/2025	Mississippi St.	L	17-34	4	4	24	3		3	0	1	1	0	0	0	0	0
09/06/2025	Jackson St.	W	38-20	1	1	7	1		1	0	0	0	0	0	0	0	0
09/13/2025	App State	W	38-22	6	3	22	3		2	1	0	0	0	3	0	0	0
09/20/2025	Louisiana Tech	L	20-30	4	4	24	3		3	0	1	1	0	0	0	0	0
	Totals 12 of 15 (80.0%)			15	12	77	10		9	1	2	2	0	3	0	0	0



2025-26 Southern Miss. Football
By Quarter Statistics
All games

Page 1/1
as of Sep 22, 2025

3rd-Down Conversions

Date	Opponent		Score	Overall	1st Qtr	2nd Qtr	3rd Qtr	4th Qtr	Overtime
08/30/2025	Mississippi St.	L	17-34	10-19 52.6	3-6 50.0	3-4 75.0	1-4 25.0	3-5 60.0	0-0 0.0
09/06/2025	Jackson St.	W	38-20	4-11 36.4	1-2 50.0	0-3 0.0	2-4 50.0	1-2 50.0	0-0 0.0
09/13/2025	App State	W	38-22	4-9 44.4	2-3 66.7	1-3 33.3	1-2 50.0	0-1 0.0	0-0 0.0
09/20/2025	at Louisiana Tech	L	20-30	7-17 41.2	2-4 50.0	2-4 50.0	2-5 40.0	1-4 25.0	0-0 0.0
Southern Miss.				25-56 44.6	8-15 53.3	6-14 42.9	6-15 40.0	5-12 41.7	0-0 0.0
Opponents				21-61 34.4	5-13 38.5	7-18 38.9	5-14 35.7	4-16 25.0	0-0 0.0

4th-Down Conversions

Date	Opponent		Score	Overall	1st Qtr	2nd Qtr	3rd Qtr	4th Qtr	Overtime
08/30/2025	Mississippi St.	L	17-34	1-3 33.3	0-0 0.0	0-1 0.0	0-0 0.0	1-2 50.0	0-0 0.0
09/06/2025	Jackson St.	W	38-20	0-0 0.0	0-0 0.0	0-0 0.0	0-0 0.0	0-0 0.0	0-0 0.0
09/13/2025	App State	W	38-22	0-0 0.0	0-0 0.0	0-0 0.0	0-0 0.0	0-0 0.0	0-0 0.0
09/20/2025	at Louisiana Tech	L	20-30	0-2 0.0	0-0 0.0	0-0 0.0	0-1 0.0	0-1 0.0	0-0 0.0
Southern Miss.				1-5 20.0	0-0 0.0	0-1 0.0	0-1 0.0	1-3 33.3	0-0 0.0
Opponents				5-7 71.4	1-1 100.0	2-2 100.0	1-2 50.0	1-2 50.0	0-0 0.0

Time of Possession

Date	Opponent		Score	Overall	1st Qtr	2nd Qtr	3rd Qtr	4th Qtr	Overtime
08/30/2025	Mississippi St.	L	17-34	29:39	04:36	10:21	05:25	09:17	00:00
09/06/2025	Jackson St.	W	38-20	28:45	04:59	07:00	05:17	11:29	00:00
09/13/2025	App State	W	38-22	23:24	04:16	08:04	05:44	05:20	00:00
09/20/2025	at Louisiana Tech	L	20-30	32:36	06:52	07:58	09:27	08:19	00:00
Southern Miss.				Total	20:43	33:23	25:53	34:25	00:00
				Avg.	05:11	08:21	06:28	08:36	00:00
Opponents				Total	31:42	34:12	27:50	31:26	00:00
				Avg.	07:56	08:33	06:57	07:52	00:00



2025-26 Southern Miss. Football
Games Played
All games

Page 1/2
as of Sep 22, 2025

##	Player	GP-GS	MS	JSU	APP	LATech
0	Brendan Toles	3/0	XXX	XXX	XXX	...
0	Jeffery Pittman	3/3	START	START	START	...
1	Josh Moten	4/4	START	START	START	START
1	Braylon Braxton	4/4	START	START	START	START
2	Dominick Hill	4/0	XXX	XXX	XXX	XXX
2	Tychaun Chapman	4/0	XXX	XXX	XXX	XXX
3	Charles Montgomery	4/0	XXX	XXX	XXX	XXX
3	Ian Foster	4/4	START	START	START	START
5	JJ Hawkins	4/0	XXX	XXX	XXX	XXX
5	Matt Jones	4/0	XXX	XXX	XXX	XXX
6	Micah Davis	4/0	XXX	XXX	XXX	XXX
6	Dylan King	3/0	XXX	XXX	...	XXX
7	Isaiah Gibson	4/4	START	START	START	START
7	Carl Chester	4/4	START	START	START	START
8	Ishmael Ibraheem	2/0	XXX	...	XXX	...
8	Bralon Brown	4/4	START	START	START	START
9	Elijah Metcalf	4/4	START	START	START	START
9	Jabari Ishmael	3/3	START	START	START	...
11	Davis Dalton	4/0	XXX	XXX	XXX	XXX
11	Jonathan Pennix	4/0	XXX	XXX	XXX	XXX
12	John White	1/0	...	XXX
12	Guylijah Theodale	4/0	XXX	XXX	XXX	XXX
13	Grant Page	3/0	XXX	...	XXX	XXX
13	Mathias Haygood	4/0	XXX	XXX	XXX	XXX
14	J'Mond Tapp	4/4	START	START	START	START
14	Robert Briggs Jr.	4/1	XXX	XXX	XXX	START
15	Kyle Davis	2/0	XXX	XXX
15	Jacobe Robinson	0/0
16	Jameer Lewis	4/0	XXX	XXX	XXX	XXX
16	Denzel Gardner	0/0
17	Kyle McCormick	4/0	XXX	XXX	XXX	XXX
17	Michael Montgomery	4/4	START	START	START	START
18	Landry Lyddy	2/0	...	XXX	XXX	...
18	MaLik Caswell	4/0	XXX	XXX	XXX	XXX
19	Malakai Murphy	4/0	XXX	XXX	XXX	XXX
19	Shane King	2/0	XXX	XXX
20	Cameron Knox	0/0
20	Robert Henderson	0/0
21	TJ Johnson	4/0	XXX	XXX	XXX	XXX
21	Khalil Foster	1/0	...	XXX
22	Corey Myrick	4/3	XXX	START	START	START
22	Jermane Hayes	2/0	...	XXX	XXX	...
23	Anthony Richard, Jr.	4/4	START	START	START	START
23	Trey Horne	2/0	...	XXX	...	XXX
24	Josh Battle	4/1	START	XXX	XXX	XXX
24	Jaylin Carter	3/0	...	XXX	XXX	XXX
25	Zach Ruffin	4/0	XXX	XXX	XXX	XXX
25	Josiah Basten	0/0
26	Logan Gregory	0/0
26	Shaddai Carter	0/0
29	Jackson Klein	0/0
30	Garrick Ponder	4/1	XXX	XXX	XXX	START
30	Andrew Tate	0/0
31	Zachariah Keith	0/0
32	Peyton Anderson	2/0	XXX	XXX
32	Fredrick Nicholson	0/0
33	Avery Sledge	3/0	...	XXX	XXX	XXX
34	Jack Murley	3/0	XXX	XXX	XXX	...
35	Chris Jones	4/4	START	START	START	START
36	Brodarius Lewis	4/4	START	START	START	START



2025-26 Southern Miss. Football
Games Played
All games

Page 2/2
as of Sep 22, 2025

##	Player	GP-GS	MS	JSU	APP	LATech
37	Eric Thomas Jr.	3/0	XXX	XXX	XXX	...
38	Zion Edwards	0/0
40	Creighton Wilbanks	1/0	XXX
41	Ahmere Foster	4/4	START	START	START	START
42	Cannon McClain	1/0	...	XXX
43	Tyrese Weeks	0/0
46	Luke Beard	4/0	XXX	XXX	XXX	XXX
48	Colin Kapilovic	0/0
52	Cooper Frazier	3/0	...	XXX	XXX	XXX
53	Joseph Harper	4/0	XXX	XXX	XXX	XXX
54	Amir Leonard-Jean Charles	0/0
55	Carlos Slayden	2/0	XXX	XXX
56	Greg Nunnery	4/4	START	START	START	START
57	Jeramie Posey	0/0
58	RJ Whitehead	4/0	XXX	XXX	XXX	XXX
59	Chris Hayes	1/0	...	XXX
62	Aloali'i Maui	4/4	START	START	START	START
63	Blake Bustard	4/3	XXX	START	START	START
64	Camden Myers	0/0
67	Broderick Roman	4/4	START	START	START	START
70	Christian Anderson	0/0
71	Aaryn Parks	1/0	XXX	...
72	Jahmir Davis	0/0
73	Hayden Breal	1/0	...	XXX
74	Luke Rogers	4/1	START	XXX	XXX	XXX
75	Hayes Creel	4/4	START	START	START	START
76	Larry Edwards	0/0
77	Chase Malamala	0/0
78	Jez Janvier	2/0	...	XXX	...	XXX
79	Liam Cassidy	3/0	XXX	XXX	XXX	...
80	Zavian Hales	1/0	...	XXX
81	Cace Reed	1/0	...	XXX
82	Connor Gooding	0/0
83	Dillon Rowley	0/0
84	Kadinn Morris	4/2	XXX	START	START	XXX
85	Elijah Zamora	0/0
87	Caston Brown	0/0
88	Kyirin Heath	3/2	START	...	XXX	START
88	Chris Stokes	1/0	XXX
89	Michael Duran	0/0
90	Najae Hallenbeck	3/0	XXX	XXX	XXX	...
91	Quinzavious Warren	3/0	XXX	XXX	XXX	...
92	David Griffin	0/0
94	Kaden Morgan	0/0
95	Mason Clinton	3/0	XXX	XXX	...	XXX
96	Reed Harradine	4/0	XXX	XXX	XXX	XXX
97	Elijah Kinsler	1/0	XXX
98	Andrew Stein	0/0
98	Jaden McKinney	4/0	XXX	XXX	XXX	XXX
99	Cameron Mackey	4/0	XXX	XXX	XXX	XXX



2025-26 Southern Miss. Football
Passing Game-by-Game
All games

Page 1/1
as of Sep 22, 2025

#1 Braylon Braxton	Comp	Att	Int	Pct	Yards	TD	Long	Sacked	Effic.
Mississippi St.	26	39	1	66.7	199	2	37	1-4	121.3
Jackson St.	20	30	0	66.7	214	3	40	2-17	159.6
App State	22	30	1	73.3	279	2	48	1-9	166.8
Louisiana Tech	28	47	1	59.6	392	2	42	1-4	139.4
Totals	96	146	3	65.8	1084	9	48	5-34	144.4

#12 John White	Comp	Att	Int	Pct	Yards	TD	Long	Sacked	Effic.
Jackson St.	1	1	0	100.0	-1	0	0	0-0	91.6
Totals	1	1	0	100.0	-1	0	0	0-0	91.6

#18 Landry Lyddy	Comp	Att	Int	Pct	Yards	TD	Long	Sacked	Effic.
Jackson St.	1	1	0	100.0	11	0	11	0-0	192.4
App State	0	1	0	0.0	0	0	0	0-0	0.0
Totals	1	2	0	50.0	11	0	11	0-0	96.2



2025-26 Southern Miss. Football
Rushing/Receiving Game-by-Game
All games

Page 1/1
as of Sep 22, 2025

Rushing

Player	No-Yds/TD	MS	JSU	APP	LATech
Braylon Braxton	39-128/0	12-58/0	10-20/0	7-27/0	10-23/0
Robert Briggs Jr.	27-116/1	7-18/0	8-30/1	3-21/0	9-47/0
Matt Jones	27-76/0	5-11/0	7-16/0	3-13/0	12-36/0
Jeffery Pittman	25-126/2	9-16/0	10-71/0	6-39/2	DNP
Jaylin Carter	5-25/0	DNP	1-2/0	1-7/0	3-16/0
Elijah Metcalf	3-9/0	1-1/0	-	2-8/0	-
Landry Lyddy	1--1/0	DNP	-	1--1/0	DNP

Receiving

Player	No-Yds/TD	MS	JSU	APP	LATech
Carl Chester	13-211/0	6-53/0	3-40/0	-	4-118/0
Elijah Metcalf	12-153/0	2-13/0	5-45/0	3-66/0	2-29/0
Micah Davis	11-102/3	2-6/1	3-38/1	3-30/1	3-28/0
Bralon Brown	10-110/1	-	3-52/1	3-22/0	4-36/0
Jeffery Pittman	10-62/0	5-51/0	1-2/0	4-9/0	DNP
Kadinn Morris	9-96/1	2-38/0	2-25/1	1--2/0	4-35/0
Tychaun Chapman	7-128/0	1-4/0	1-4/0	4-112/0	1-8/0
Kyirin Heath	6-81/1	1-5/0	DNP	2-20/0	3-56/1
Robert Briggs Jr.	5-30/1	1-2/0	1-0/0	2-22/1	1-6/0
Matt Jones	5-29/0	3-7/0	1-8/0	-	1-14/0
Jaylin Carter	3-21/0	DNP	-	-	3-21/0
Davis Dalton	2-41/1	-	-	-	2-41/1
Charles Montgomery	2-13/0	2-13/0	-	-	-
Jermane Hayes	1-11/0	DNP	1-11/0	-	DNP
TJ Johnson	1-7/1	1-7/1	-	-	-
Cace Reed	1--1/0	DNP	1--1/0	DNP	DNP



2025-26 Southern Miss. Football
Returns Game-by-Game
All games

Page 1/1
as of Sep 22, 2025

Punt Returns

Player	No-Yds	MS	JSU	APP	LATech
Elijah Metcalf	5-38	-	2-33	2-1	1-4
Trey Horne	1-0	DNP	1-0	DNP	-
Ahmere Foster	1-0	-	1-0	-	-

Kick Returns

Player	No-Yds	MS	JSU	APP	LATech
Micah Davis	2-54	-	2-54	-	-
Ian Foster	1-32	1-32	-	-	-

Interceptions Returns

Player	No-Yds	MS	JSU	APP	LATech
Ian Foster	1-99	-	-	1-99	-
MaLik Caswell	1-23	-	1-23	-	-
Ahmere Foster	1-20	-	1-20	-	-
Mathias Haygood	1-18	-	-	1-18	-
Michael Montgomery	1-0	1-0	-	-	-
Anthony Richard, Jr.	1-0	-	-	1-0	-

Fumble Returns

Player	No-Yds	MS	JSU	APP	LATech
--------	--------	----	-----	-----	--------



2025-26 Southern Miss. Football
Fumbles Game-by-Game
All games

Page 1/1
as of Sep 22, 2025

Fumbles

Player	No-Lost	MS	JSU	APP	LATech
Elijah Metcalf	1-0	-	-	1-0	-

Fumbles Forced

Player	Number	MS	JSU	APP	LATech
JJ Hawkins	1	1	-	-	-

Fumbles Recovered

Player	Number	MS	JSU	APP	LATech
--------	--------	----	-----	-----	--------



2025-26 Southern Miss. Football
Sacks Game-by-Game
All games

Page 1/1
as of Sep 22, 2025

Player	UA-A	Total	MS	JSU	APP	LAtech
J'Mond Tapp	3-0	3	-	-	3-26	-
Garrick Ponder	2-0	2	-	1-8	-	1-5
JJ Hawkins	1-0	1	1-6	-	-	-
Mathias Haygood	1-0	1	-	1-1	-	-
Jameer Lewis	1-0	1	-	-	1-9	-
Josh Battle	1-0	1	-	1-7	-	-
Eric Thomas Jr.	1-0	1	-	-	1-7	DNP
Michael Montgomery	0-1	0.5	-	-	-	0.5-2
Chris Jones	0-1	0.5	-	-	-	0.5-2



2025-26 Southern Miss. Football
Total Tackles Game-by-Game
All games

Page 1/1
as of Sep 22, 2025

Total Tackles

Player	S-A	Total	MS	JSU	APP	LATech
Chris Jones	10-36	46	4-9	0-6	1-11	5-10
Michael Montgomery	4-35	39	0-5	1-7	0-13	3-10
Ian Foster	11-18	29	2-5	1-3	5-7	3-3
Josh Moten	12-14	26	5-5	4-2	2-4	1-3
Josh Battle	12-12	24	3-3	4-2	2-5	3-2
Corey Myrick	10-12	22	2-5	0-1	5-1	3-5
J'Mond Tapp	4-14	18	1-3	0-5	3-4	0-2
Joseph Harper	4-13	17	1-6	2-1	1-6	-
Jaden McKinney	2-11	13	0-5	1-2	1-2	0-2
Anthony Richard, Jr.	6-6	12	0-4	2-0	2-1	2-1
JJ Hawkins	4-8	12	2-4	1-0	0-2	1-2
Ahmere Foster	2-10	12	1-4	1-2	0-2	0-2
Brodarius Lewis	0-12	12	0-2	0-5	0-1	0-4
Mathias Haygood	4-6	10	1-0	3-3	0-2	0-1
Garrick Ponder	4-6	10	-	2-2	0-1	2-3
Jameer Lewis	3-7	10	0-1	2-0	1-4	0-2
Jabari Ishmael	2-8	10	1-3	0-3	1-2	DNP
Isaiah Gibson	0-8	8	-	0-4	0-3	0-1
Eric Thomas Jr.	3-0	3	-	-	3-0	DNP
Avery Sledge	2-1	3	DNP	-	2-0	0-1
Dylan King	1-2	3	1-2	-	DNP	-
Jonathan Pennix	1-2	3	-	1-2	-	-
Mason Clinton	1-2	3	1-2	-	DNP	-
Guylijah Theodale	0-3	3	0-1	-	-	0-2
MaLik Caswell	0-3	3	-	0-2	0-1	-
Brendan Toles	2-0	2	-	2-0	-	DNP
Dominick Hill	1-1	2	1-1	-	-	-
Malakai Murphy	0-2	2	-	0-1	-	0-1
Charles Montgomery	1-0	1	1-0	-	-	-
Matt Jones	1-0	1	-	-	1-0	-
Ishmael Ibraheem	1-0	1	1-0	DNP	-	DNP
Khalil Foster	1-0	1	DNP	1-0	DNP	DNP
Reed Harradine	1-0	1	-	-	-	1-0
Zach Ruffin	0-1	1	-	0-1	-	-
Luke Beard	0-1	1	-	-	-	0-1



2025-26 Southern Miss. Football
Tackles For Loss Game-by-Game
All games

Page 1/1
as of Sep 22, 2025

Player	UA-A	Total	MS	JSU	APP	LATech
JJ Hawkins	3-1	3.5	1.5-6	1.0-1	-	1.0-1
Garrick Ponder	3-1	3.5	-	2.0-10	-	1.5-6
J'Mond Tapp	3-0	3.0	-	-	3.0-26	-
Jameer Lewis	2-0	2.0	-	1.0-2	1.0-9	-
Chris Jones	0-4	2.0	0.5-0	0.5-0	-	1.0-3
Mathias Haygood	1-1	1.5	-	1.0-1	-	0.5-0
Michael Montgomery	1-1	1.5	-	-	-	1.5-4
Josh Battle	1-1	1.5	-	1.0-7	0.5-3	-
Eric Thomas Jr.	1-0	1.0	-	-	1.0-7	DNP
Ian Foster	0-1	0.5	0.5-1	-	-	-
Isaiah Gibson	0-1	0.5	-	0.5-1	-	-
Jabari Ishmael	0-1	0.5	0.5-2	-	-	DNP
Anthony Richard, Jr.	0-1	0.5	-	-	0.5-3	-
Ahmere Foster	0-1	0.5	-	-	-	0.5-0
Mason Clinton	0-1	0.5	0.5-1	-	DNP	-
Jaden McKinney	0-1	0.5	0.5-2	-	-	-



2025-26 Southern Miss. Football
All-Purpose Yards Game-by-Game
All games

Page 1/1
as of Sep 22, 2025

Player	Total	MS	JSU	APP	LATech
Carl Chester	211	53	40	-	118
Elijah Metcalf	200	14	78	75	33
Jeffery Pittman	188	67	73	48	DNP
Micah Davis	156	6	92	30	28
Robert Briggs Jr.	146	20	30	43	53
Ian Foster	131	32	-	99	-
Braylon Braxton	128	58	20	27	23
Tychaun Chapman	128	4	4	112	8
Bralon Brown	110	-	52	22	36
Matt Jones	105	18	24	13	50
Kadinn Morris	96	38	25	-2	35
Kyirin Heath	81	5	DNP	20	56
Jaylin Carter	46	DNP	2	7	37
Davis Dalton	41	-	-	-	41
Zach Ruffin	30	-	30	-	-
MaLik Caswell	23	-	23	-	-
Ahmere Foster	20	-	20	-	-
Mathias Haygood	18	-	-	18	-
Charles Montgomery	13	13	-	-	-
Jermame Hayes	11	DNP	11	-	DNP
TJ Johnson	7	7	-	-	-
Landry Lyddy	-1	DNP	-	-1	DNP
Cace Reed	-1	DNP	-1	DNP	DNP