

SOUTHERN MISS FOOTBALL

2025

SATURDAY, NOVEMBER 29 • 2:30 PM CT • CARLISLE-FAULKNER FIELD AT M.M. ROBERTS STADIUM • HATTIESBURG, MISSISSIPPI



VS



SOUTHERN MISS GOLDEN EAGLES
7-4 (5-2 SUN BELT)

Head Coach: Charles Huff
Record at Southern Miss: 7-4 (1st season)
Career Record: 39-24
Record vs. Troy: 0-1
Last Game: at South Alabama - L, 42-35

TROY TROJANS
7-4 (5-2 SUN BELT)

Head Coach: Gerad Parker
Record at Troy: 11-12 (2nd season)
Career Record: 11-18 (2nd full season)
Record vs. Southern Miss: 1-0
Last Game: Georgia State - W, 31-19

ON THE AIR

TV: ESPN+
Play-by-Play: Jason Baker
Analyst: Austin Davis

RADIO: Southern Miss Sports Network
Local: WXRR-FM 104.5 (Hattiesburg/Laurel) | Varsity Sports Network
Play-by-Play: John Cox | **Analyst:** Lee Roberts
Sideline: Dr. Bo Morgan | **Spotter:** Joe Bryant

TAKE IN SOME GOLDEN EAGLE NUGGETS

- Quarterback **Braylon Braxton** threw for 2+ touchdown passes in six-straight games to open the season. He tied former Golden Eagle Nick Mullens for the longest such streak in program history. He has thrown at least one TD pass in all 10 games he has played with multi-TD contests coming in eight of those affairs, including a season-high four against ULM
- Coordinators **Blake Anderson** (offense) and **Jason Semore** (defense) each have their own ties to the Golden Eagles in 2025. Anderson returns after a four-year stint starting in 2008 and Semore reunites with Charles Huff after serving as his DC for two seasons
- On the defensive side of the ball, **Josh Moten** highlights after being named a honorable mention G5 All-American last season. Finished tied for third in the FBS with five interceptions in 2024. Moten has five this season through 11 games, which includes registering three at Arkansas State
- Southern Miss plays seven home games in Hattiesburg for the first time since 2020 and only the third time in its history. The only other time Southern Miss played seven home games in the Hub City during a season came in 1920. Southern Miss is 40-12-2 when they end the regular season at home since 1919

FIRST TIMER IN THE BLACK & GOLD

- Charles Huff is the 23rd head football coach at Southern Miss and is enjoying an excellent first season. He ranks tied for third in Southern Miss history for most victories in their first year with the program:

MOST VICTORIES BY A FIRST-YEAR SOUTHERN MISS COACH

COACH	WINS (YEAR)	FINAL WIN OF THAT YEAR
Curley Hallman	10 (1988)	UTEP, 38-18 (N, Shreveport)
Bobby Collins	8 (1975)	BYU, 42-14 (H, Jackson)
Charles Huff	7 (2025)	Arkansas State, 27-21 (A)
Thad "Pie" Vann	7 (1949)	Louisville, 26-21 (H)
Reed Green	7 (1937)	App State, 7-0 (N, Gulfport)

THERE IT IS - A 300-YARD PASSER

- It took 1,449 days for Southern Miss to have a 300-yard passer since Jake Lange threw for 304 yards against Rice on Oct. 2, 2021
- Braylon Braxton finally broke through for the Golden Eagles as he threw for 392 yards against Louisiana Tech on Sept. 21, 2025
- He added a 400 yard passing game last weekend at South Alabama, marking the first 400+ passing game since Jack Abraham did it against North Texas on Oct. 12, 2019. That total ties for the eighth-most passing yards with Jeff Kelly against Tulane (11/17/01)

Last Five 300-Yard Performances

11/22/2025	400	Braylon Braxton
09/21/2025	392	Braylon Braxton
10/02/2021	304	Jake Lange
09/03/2020	327	Jack Abraham
10/12/2019	421	Jack Abraham

BY THE NUMBERS

65

Southern Miss has **65** four-year transfers on its 2025 roster, including 21 from Marshall. With five JUCO transfers, there is a total of 70 transfers

Southern Miss' **49** points against ULM were the most scored since a 64-10 win over Northwestern State on Sept. 17, 2022

49

23

Charles Huff is the **23rd** head coach in Southern Miss history. He is the seventh coach to lead the Golden Eagles since 2000

Braylon Braxton has tossed **22** passing touchdowns through 11 games this season, which is first in the Sun Belt Conference

22

A WIN FOR SOUTHERN MISS...

- Would give the Golden Eagles their first league divisional crown since 2015
- Would tie Charles Huff the second-most wins by a coach in their first season at Southern Miss
- Would give Southern Miss its eighth win, which would tie for the most in a season since the 2017 team won that many games
- Would give the Golden Eagles five home victories for the first time since 2018

DID YOU KNOW?



JAYLOND ADAMS had a career night with 11 catches and 180 yards receiving, while also returning a 100-yard kickoff return for a score as Southern Miss beat Troy, 47-42, on Sept. 14, 2019

WHAT'S INSIDE

Media Information	2	Roster Breakdown	19-20
Team Notes	3	The Last Time	21
Opponent Breakdown	4	Individual Highs/Lows	22
Offensive Notes	5	Team Highs/Lows	23
Defensive Notes	6	Single Game Notes	24
Offensive Notes	7	Scoring Drives	25
Team Notes	8-9	Explosive Plays	26
Starters & OT Notes	10-11	Starters	27
Head Coach Charles Huff	12	Game Recaps	28-38
Assistant Coaches	13	PDF Stats	39-58
Southern Miss Hub	14		
About The Rock	15		
Depth Chart	16		
Roster	17-18		



Mississippi State
Aug. 30 / 11 AM
L, 34-17



Jackson State
SEPT. 6 / 4 PM
W, 38-20



App State
SEPT. 13 / 6 PM
W, 38-22



at Louisiana Tech
SEPT. 20 / 6:30 PM
L, 30-20



Jacksonville State
SEPT. 27 / 6 p.m.
W, 42-25



at Georgia Southern
OCT. 9 / 7 PM
W, 38-35



at Louisiana
OCT. 18 / 4 PM
W, 22-10



ULM
OCT. 25 / 2:30 PM
W, 49-21



at Arkansas State
NOV. 8 / 11 a.m.
W, 27-21



Texas State
NOV. 15 / 2:30 PM
L, 41-14



at South Alabama
NOV. 22 / 2:30 PM
L, 42-35



Troy
NOV. 29 / 2:30 PM
ESPN+

WEEKLY SCHEDULE (ALL TIMES CENTRAL)

SUNDAY	MONDAY	TUESDAY	WEDNESDAY	THURSDAY	FRIDAY	SATURDAY
23 OFF	24 11:54 a.m. - Sun Belt Zoom	25 Closed Practice	26 Closed Practice	27 Closed Practice Thanksgiving	28 Closed Practice	29 2:30 p.m. versus Troy ESPN+ Players and Coach Huff available postgame

SOUTHERN MISS ATHLETIC COMMUNICATIONS



JACK DUGGAN
Associate Athletic Director/Communications (Primary)
Cell..... 601-596-5637
Email.....jack.duggan@usm.edu
Twitter.....@Jack_Duggan_SID



JACK MACDONALD
Assistant Athletic Director/Communications (Secondary)
Cell..... 630-659-5119
Email.....jack.macdonald@usm.edu
Twitter.....@jackmac95



MAXWELL GREENOUGH
Assistant Director/Communications (Credentials)
Cell..... 228-990-9620
Email.....robert.greenough@usm.edu
Twitter.....@USM_Maxwell

CREDENTIALS

Media outlets interested in covering Southern Miss football on either a season or individual-game basis are required to submit all applications for credentials through the Southern Miss athletic communications football credential website at smttt.info/25PressBox. Southern Miss is unable to process written requests for football credentials. Please be sure to review the department's credential policies. Credential requests must be submitted by 5 p.m. on the Tuesday of each game week.

Admission to the press box is for working media only. Only those media with official Southern Miss credentials will be admitted. Friends, spouses and non-workers are not permitted in the press area.

POSTGAME INTERVIEWS

The Southern Miss locker room is closed. Media will be asked to submit a list of player requests to Jack Duggan or Jack MacDonald at the start of the fourth quarter. During home games, Coach Huff will address the media in the Golden Eagle Weight Room on the first floor of the Duff Athletic Center, followed by the requested players. Enter through the double doors on the on Southeast side of the Duff. On the road, these interviews will take place either in the designated visiting interview area or outside the locker room.

WEEKLY MEDIA AVAILABILITY

Head coach Charles Huff will host a press conference at 12 p.m. every Tuesday throughout the season. Contact Jack Duggan or Jack MacDonald for further information.

Weekly Press Conference Dates

Aug. 26	Oct. 14
Sept. 2	Oct. 21
Sept. 9	Oct. 28
Sept. 16	Nov. 4
Sept. 23	Nov. 11
Sept. 30	Nov. 18
Oct. 7	

SUN BELT TELECONFERENCE

The Sun Belt Conference will hold a weekly teleconference with head coaches every Monday. Contact Jack Duggan or Jack MacDonald for the link to the weekly teleconference. The full schedule is below:

- 11:30 a.m. ET/10:30 a.m. CT – Dowell Loggains, App State
- 11:37 a.m. ET/10:37 a.m. CT – Tim Beck, Coastal Carolina
- 11:44 a.m. ET/10:44 a.m. CT – Bryant Vincent, ULM
- 11:51 a.m. ET/10:51 a.m. CT – Bob Chesney, James Madison
- 11:58 a.m. ET/10:58 a.m. CT – Dell McGee, Georgia State
- 12:05 p.m. ET/11:05 a.m. CT – GJ Kinne, Texas State
- 12:12 p.m. ET/11:12 a.m. CT – Clay Helton, Georgia Southern
- 12:19 p.m. ET/11:19 a.m. CT – Michael Desormeaux, Louisiana
- 12:26 p.m. ET/11:26 a.m. CT – Gerard Parker, Troy
- 12:33 p.m. ET/11:33 a.m. CT – Tony Gibson, Marshall
- 12:40 p.m. ET/11:40 a.m. CT – Butch Jones, Arkansas State
- 12:47 p.m. ET/11:47 a.m. CT – Ricky Rahne, Old Dominion
- 12:54 P.M. ET/11:54 A.M. CT – CHARLES HUFF, SOUTHERN MISS**
- 1:01 p.m. ET/12:01 p.m. CT – Major Applewhite, South Alabama

COLLEGE PRESSBOX



collegepressbox is the official media website for Division I football. Access and download game notes, quotes, statistics, media guides, headshots, logos and more for all FBS schools, conferences, postseason games, awards and the College Football Playoff. For access, please register for an account at collegepressbox.com/register.

2025 RADIO AFFILIATES

MARKET	CALL LETTERS	FREQUENCY
Columbia	WFFF	96.7 FM
Greenwood	WBZL	103.3 FM
Greenville	WLTM	97.9 FM
Gulfport	WBUV	104.9 FM
Hattiesburg/Laurel	WXXR	104.5 FM
Jackson	WJDX	620 AM
Lucedale	WRBE	106.9 FM/1440 AM
McComb	WAKH	105.7 FM
Meridian	WNER	93.1 FM/1390 AM
Greenville	WDTL	97.9 FM
Vicksburg	KLSM	104.5 FM

CHARLES HUFF RADIO SHOW

Featuring the head coach of the Golden Eagles with the Voice of the Golden Eagles, John Cox, the Charles Huff Radio Show looks ahead to the coming week, while also taking questions in front of a live audience at Walk-On's Sports Bistreaux in Hattiesburg. The show will be held every Thursday during the season from 8-9 p.m., with the exception of weeks to be named. The show will air live on many of the Southern Miss Network affiliates, and will also be available on demand on the Varsity App.





SETTING THE SCENE

Southern Miss versus Troy

2:30 p.m. CT

SITE

Carlisle-Faulkner Fielder at M.M. Roberts Stadium (36,000)
Hattiesburg, Miss.

RANKINGS

Southern Miss: NR (AP) | NR (Coaches) | NR (CFP)
Troy: NR (AP) | NR (Coaches) | NR (CFP)

TELEVISION

ESPN+
Jason Baker, play-by-play
Austin Davis, analyst

RADIO

SOUTHERN MISS SPORTS NETWORK (Regional)
The Southern Miss Sports Network provides coverage over stations across the state of Mississippi. For a complete list of affiliates, please go to page two of the notes

John Cox, play-by-play
Lee Roberts, analyst
Dr. Bo Morgan, sideline
Joe Bryant, spotter and stats

GAME TWELVE NOTES

- The Golden Eagles renew their series with Troy this week and play for the 15th time and holds an 8-6 overall record and looking to snap a four-game losing streak to the Trojans. The series started in 1935, and the two schools played each year from then until 1940. They did not play again until 1977. Southern Miss and Troy have met in each of the last four seasons and have played six times since the 2016 campaign. This will be the third consecutive year the two schools have ended their regular season with each other.

- Troy has won all three Sun Belt meetings between the two schools, including a 27-10 victory at Troy in the school's inaugural Sun Belt Conference contest in 2022 as well as a 35-17 setback in Hattiesburg in 2023. Last year's game saw the Trojans collect a 52-20 victory at Veterans Memorial Stadium.

- In the 2019 meeting at Troy, the Golden Eagles won 47-42 in a game that saw over 1,100 yards of total offense.

- The two schools met once in a bowl game and Southern Miss' Michael McGee blocked a field goal in overtime to preserve a 30-27 win in the 2008 New Orleans Bowl.

- Troy outside linebackers coach Chris Boone was a member of the Golden Eagle staff from 2018-2020.

- Southern Miss Director of Athletics Jeremy McClain is a former AD at Troy, while Troy AD Kyle George is a former athletic department staff member for the Golden Eagles.

- Southern Miss has seven players on the roster from the state of Alabama, including Javarion Barnett (Montgomery), Hayden Breal (Mobile), Ian Foster (Brundidge), Khalil Foster (Brundidge), Reed Harradine (Birmingham), Colin Kapilovic (Tuscaloosa) and Brodarius Lewis (Prattville).

- Eight Troy players call the state of Mississippi home, including Steven Cattledge (Columbia), Ethan Conner (Columbus), Mojo Dortch (Lucedale), Malik Ellis (Laurel), Zerian Hudson (Brookhaven), Marlon Odom (Lucedale), Donnie Smith (Greenville), and TJ Thompson (Bolton).

NOVEMBER GAMES

- The Golden Eagles hold a 215-161-11 record (.570) in games played in the month of November in its long, storied history. The Golden Eagles posted undefeated and untied records this calendar month 19 times. Southern Miss has gone 5-0 in this month twice in history, including the 1952 and 2003 seasons. The program snapped a six-game losing streak in games played during this month on Nov. 8 at A-State.

SUN BELT WEEKLY SCHEDULE

Saturday, November 29	Time (CT)	TV Network
Georgia Southern at Marshall*	12:30 p.m.	ESPN+
Georgia State at Old Dominion*	1 p.m.	ESPN+
Arkansas State at App State*	1:30 p.m.	ESPN+
ULM at Louisiana*	2 p.m.	ESPN+
South Alabama at Texas State*	2 p.m.	ESPN+
Troy at Southern Miss*	2:30 p.m.	ESPN+
James Madison at Coastal Carolina*	2:45 p.m.	ESPN+

*Denotes Sun Belt Conference Game

SUN BELT STANDINGS

	SBC	OVERALL
EAST		
James Madison	7-0	10-1
Old Dominion	5-2	8-3
Coastal Carolina	5-2	6-5
Georgia Southern	3-4	5-6
Marshall	3-4	5-6
App State	2-5	5-6
Georgia State	0-7	1-10
WEST		
Southern Miss	5-2	7-4
Troy	5-2	7-4
Louisiana	4-3	5-6
Arkansas State	4-3	5-6
South Alabama	3-4	4-7
Texas State	2-5	5-6
ULM	1-6	3-8

NATIONAL POLLS

AP POLL (Week 14)		AFCA Coaches Poll (Week 14)	
1	Ohio State(58)	11-0	1 Ohio State (61)
2	Indiana(7)	11-0	2 Indiana
3	Texas A&M(1)	11-0	3 Texas A&M(2)
4	Georgia	10-1	4 Georgia
5	Oregon	10-1	5 Oregon
6	Ole Miss	10-1	6 Ole Miss
7	Texas Tech	10-1	7 Texas Tech
8	Oklahoma	9-2	8 Oklahoma
9	Notre Dame	9-2	9 Notre Dame
10	Alabama	9-2	10 Alabama
11	BYU	10-1	11 BYU
12	Vanderbilt	9-2	12 Vanderbilt
13	Miami	9-2	13 Miami
14	Utah	9-2	14 Utah
15	Michigan	9-2	15 Michigan
16	Texas	8-3	16 Texas
17	Virginia	9-2	17 Virginia
18	Tennessee	8-3	18 Tennessee
19	USC	8-3	19 Georgia Tech
20	James Madison	10-1	20 USC
21	North Texas	10-1	21 James Madison
22	Tulane	9-2	22 North Texas
23	Georgia Tech	9-2	23 Tulane
24	Pittsburgh	8-3	24 Pittsburgh
25	SMU	8-3	25 SMU

FUTURE SCHEDULES

▪ Here is a look at non-conference games over the next few seasons

2026	2031
9/5 - Alcorn State	9/13 - at Mississippi State
9/12 - at Auburn	9/20 - LA Tech
9/19 - LA Tech	
9/26 - at Tulane	2032
	9/18 - at LA Tech
2027	
9/4 - at West Virginia	2033
9/11 - Tulane	9/17 - LA Tech
9/18 - at Memphis	
2028	<i>*opponents and dates are subject to change. Games with LA Tech will change due to its move to the Sun Belt</i>
9/16 - Middle Tennessee	
9/23 - at USF	
2029	
9/15 - at LA Tech	
2030	
9/7 - at Middle Tennessee	
9/14 - Mississippi State	
9/21 - Memphis	

GOLDEN EAGLES IN THE NFL

National Football League

Cornell Armstrong	Miami Dolphins
Swayze Bozeman	New York Giants*
Natrone Brooks	Atlanta Falcons
Jason Brownlee	Kansas City Chiefs*
Frank Gore Jr.	Buffalo Bills*
Tim Jones	Jacksonville Jaguars*
Nick Mullens	Jacksonville Jaguars
Rakeem Nunez-Roches	New York Giants
Eric Scott Jr.	Kansas City Chiefs
Quez Watkins	Philadelphia Eagles*

Canadian Football League

Jalil Clemons*	BC Lions
Latreal Jones*	Ottawa Redblacks

United Football League

Tykeem Doss	DC Defenders
-------------	--------------

*Denotes practice squad player

GOLDEN EAGLE GRADS

- Kyle Davis
- Isaiah Gibson
- Najae Hallenbeck
- Joseph Harper
- Dominick Hill
- Brodarius Lewis
- Josh Moten
- Eric Thomas
- Brendan Toles
- Quin Warren
- Christian Anderson
- Micah Davis
- Cooper Frazier
- Logan Gregory
- Jez Janvier
- Matt Jones
- Kyle McCormick
- Elijah Metcalf
- Jeffery Pittman
- Brock Roman

SERIES HISTORY

Overall: 8-6
 In Hattiesburg: 4-4
 In Troy: 1-2
 Neutral Site: 3-0

Date	Result	Location
10/12/35	L, 13-14	Hattiesburg
11/6/36	W, 24-0	Hattiesburg
10/29/37	W, 53-0	Hattiesburg
10/1/38	W, 19-0	Dothan
9/29/39	W, 13-6	Hattiesburg
9/27/40	W, 25-0	Hattiesburg
9/3/77	W, 42-19	Montgomery
12/21/08	W, 30-27 (OT)	New Orleans
9/17/16	L, 37-31	Hattiesburg
9/14/19	W, 47-42	Troy
9/18/21	L, 21-9	Hattiesburg
10/8/22	L, 27-10	Troy
11/25/23	L, 35-17	Hattiesburg
11/30/24	L, 52-20	Troy

Record in Hattiesburg: 4-4
 Record in Troy: 1-2
 Neutral Site Games: 3-0
 Most Points Scored: 53 (10-29-37)
 Fewest Points Scored: 9 (9-18-21)
 Largest Margin of Victory: 53 (10-29-37)
 Largest Loss Margin: 32 (11-30-24)
 Longest Winning Streak: 7 (1936-2008)
 Longest Losing Streak: 4 (2021-2024)
 Current Streak: Lost 4
 Shutouts: 4
 Games Decided By 7 or fewer points: 3-2
 Sun Belt Conference Opponents: 0-3

STATISTICAL MATCHUP

FBS	SBC	USM	COMPARISON	FBS	SBC	TROY
46	5	30.9	SCORING OFFENSE	85	10	24.9
85	10	140.8	RUSHING OFFENSE	123	14	107.1
24	1	272.0	PASSING OFFENSE	87	8	209.2
46	4	412.8	TOTAL OFFENSE	117	13	316.3
30	3	150.28	PASSING EFF.	77	8	129.21
34	2	1.45	SACKS ALLOWED	134	14	4.27
65	8	.406	3RD DOWN CONV%	56	6	.414
77	8	.833	RED ZONE OFF%	70	7	.844
85	5	27.4	SCORING DEFENSE	66	3	24.5
114	10	180.1	RUSHING DEFENSE	109	8	177.5
65	5	219.7	PASS DEFENSE	49	4	206.9
99	6	399.8	TOTAL DEFENSE	78	4	384.5
31	2	118.93	PASS EFF. DEF	71	5	132.82
53	7	2.18	SACKS	35	4	2.36
57	8	5.7	TACKLES FOR LOSS	32	4	6.3
116	12	.442	3RD DOWN CONV DEF%	75	6	.396
30	2	.791	RED ZONE DEF%	34	3	.795
107	10	37.52	NET PUNTING	5	1	43.83
23	1	12.36	PUNT RETURNS	102	10	6.00
40	4	21.92	KICKOFF RETURNS	100	10	18.52
5	1	1.09	TURNOVER MARGIN	67	5	0.00

TROY LEADERS

RUSHING	G	Att.	Yds.	Avg.	TD	Yds/G
Tae Meadows	10	131	591	4.5	4	59.1
Jordan Lovett	10	74	306	4.1	2	30.6
Tucker Kilcrease	9	97	131	1.4	5	14.6

PASSING	G	Cmp-Att.	Pct.	Yds.	TD-INT	Yds/G
Tucker Kilcrease	9	117-194	60.3	1,414	9-4	157.1
Goose Crowder	5	73-122	59.8	833	8-4	166.6

RECEIVING	G	No.	Yds.	Avg.	TD	Yds/G
DJ Epps	11	34	390	11.5	5	35.5
RaRa Thomas	11	26	377	14.5	3	34.3
Peyton Higgins	11	26	202	7.8	0	18.4
Ethan Conner	11	26	362	13.9	3	32.9
Tray Taylor	11	26	459	17.7	3	41.7

DEFENSE	G	Solo	Asst	Total	TFL-Yds	FF
Jordan Stringer	11	40	57	96	10-30	0
Devin Lafayette	11	44	48	92	1-9	1
Jaquez White	11	43	12	55	3.5-14	0
Justin Powe	10	20	27	47	0.5-0	0
Jah-Mal Williams	11	16	23	39	5-33	1

2025 Record: 7-4 (5-2 Sun Belt)

Coach (record): Gerad Parker
 (11-12 at Troy, 11-18 overall)

DATE	OPPONENT	TIME/SCORE	TV
Aug. 30	Nicholls	W, 38-20	ESPN+
Sept. 6	at Clemson	L, 27-16	ACC Network
Sept. 13	Memphis	L, 28-7	ESPNU
Sept. 20	at Buffalo	W, 21-17	ESPN+
Oct. 4	South Alabama*	W, 31-24 (OT)	ESPN+
Oct. 11	at Texas State*	W, 48-41 (OT)	ESPN+
Oct. 18	at ULM*	W, 37-14	ESPN+
Oct. 25	Louisiana*	W, 35-23	ESPN+
Nov. 1	Arkansas State*	L, 23-10	ESPNU
Nov. 13	at Old Dominion*	L, 33-0	ESPN
Nov. 22	Georgia State*	W, 31-19	ESPN+
Nov. 29	at Southern Miss*	2:30 p.m.	ESPN+

* Sun Belt Conference Game

GOLDEN EAGLE TRENDS

	2025	Streak	Huff
Overall	7-4	L2	7-4
At Home	4-2	L1	4-2
On Road	3-2	L1	3-2
Neural			
August	0-1	L1	0-1
September	3-1	W1	3-1
October	3-0	W3	3-0
November	1-2	L2	1-2
December			
vs. Sun Belt	5-2	L2	5-2
vs. Non-Conference	2-2	W1	2-2
vs. Ranked Opponents			

RECORD IN GAMES

Decided by 7 pts or less	2-1	L1	2-1
Decided by 3 pts or less	1-0	W1	1-0
Day Game	2-3	L2	2-3
Night Game	5-1	W4	5-1

RECORD WHEN SCORING

Less than 21 points	0-3	L3	0-3
21+ points	7-1	L1	7-1
30+ points	5-1	L1	5-1
40+ points	3-0	W3	2-0

RECORD WHEN ALLOWING

Less than 14 points	1-0	W1	1-0
Less than 21 points	1-0	W1	1-0
21+ points	5-4	L2	5-4

RECORD WHEN

Scoring first	3-0	W3	3-0
Opponents score first	4-4	L2	4-4
Leading after the 1Q	3-0	W3	3-0
Trailing after the 1Q	1-3	L2	1-3
Tied after the 1Q	3-0	W3	3-0
Leading at halftime	7-0	W7	7-0
Trailing at halftime	0-4	L4	0-4
Tied at halftime			
Leading after the 3Q	7-0	W7	7-0
Trailing after the 3Q	0-4	L4	0-4
Tied after the 3Q			
In overtime games			

RECORD WITH

Less than 400 yards total offense	4-2	L1	4-2
400+ yards total offense	3-1	L1	3-1
500+ yards total offense	1-1	W1	1-1
600+ yards total offense			
Less than 100 yards rushing	0-1	L1	0-1
100+ yards rushing	6-3	L1	6-3
200+ yards rushing	1-0	W1	1-0
300+ yards rushing			
Less than 200 yards passing	1-1	W1	1-1
200+ yards passing	6-2	L2	6-2
300+ yards passing	1-2	L1	1-2
A 300-yard passer	1-1	L1	1-1
A 100-yard rusher	1-0	W1	1-0

RECORD WHEN ALLOWING

Less than 200 total yards			
200+ total yards			
300+ total yards	6-2	L1	6-2
400+ total yards	2-3	L2	2-3
Less than 100 rush yards	1-0	W1	1-0
100+ rush yards	3-3	L1	3-3
200+ rush yards	3-2	L2	3-2
Less than 200 pass yards	4-2	L2	4-2
200+ pass yards	1-2	W1	1-2
300+ pass yards	3-0	W3	3-0
A 300-yard passer	3-0	W3	3-0
A 100-yard rusher	1-2	L2	1-2

RECORD WHEN HAVING

No turnovers	2-0	W2	2-0
Less than 3 turnovers	6-3	L1	6-3
3 or more turnovers	0-1	L1	0-1
No takeaways	0-3	L3	0-3
Less than 3 takeaways	0-3	L3	0-3
3 or more takeaways	7-0	W7	7-0
Win turnover battle	7-0	W7	7-0
Lost turnover battle	0-3	L3	0-3
Turnovers even	0-1	L1	0-1

SOUTHERN MISS OFFENSIVE NOTEBOOK

THE (Q)B1 FILE

- Quarterback **Braylon Braxton**, a Marshall transfer, is QB1 of the Golden Eagles in 2025
- Preseason hype surrounded the Frisco, Texas native was tabbed 2025 Sun Belt Preseason Offensive Player of the Year, voted on by the SBC coaches
- On top of that, Braxton has been named to nearly 10 other preseason all-Sun Belt teams or award watch lists
- Braxton threw his first two Southern Miss touchdowns - a three-yard strike to Micah Davis in the second quarter and a 7-yard touchdown pass to TJ Johnson late in the fourth quarter - finishing with 199 yards on 26-of-39 throws with one interception against Mississippi State
- Braxton threw three touchdown passes against Jackson State, becoming the first Golden Eagle QB since Ty Keyes in 2022 to do so with no interceptions
- Braxton threw for 392 yards against LA Tech, becoming the first player to surpass 300 passing yards since Jake Lange in the 2021 season. He later added a career-best 400 yards throwing at South Alabama. It also tied for the the 8th-most passing yards in a single game in program history. Below is the top-10 passing yards in a single game

PLAYER	YARDS	GAME
1 Nick Mullens	591	Rice (10/1/16)
2 Jack Abraham	463	Troy (9/14/19)
3 Austin Davis	461	Rice (10/18/08)
4 Nick Mullens	447	Nebraska (9/26/15)
5 Jack Abraham	428	Rice (9/22/18)
6 Nick Mullens	426	Middle Tennessee (10/4/14)
7 Jack Abraham	421	North Texas (10/12/19)
8 Jeff Kelly	400	Tulane (11/17/01)
Braylon Braxton	400	South Alabama (11/22/25)
10 Lee Roberts	398	Houston (11/9/96)

- Braxton rushed for 41 yards and a score in the win over Jax State, while also throwing for 152 yards and two touchdowns.
- His 22 touchdown passes through 11 games are already the most by a Southern Miss QB since Nick Mullens tossed 24 in 2016
- With two touchdown passes against Georgia Southern, Braxton joined pretty good company. He tied Nick Mullens for the most consecutive 2+ touchdown passing games in program history. Below is a list of the top five streaks:

2+ Touchdown Passes in Consecutive Games During One Season

- 6 - Nick Mullens - 2015
- 6 - Braylon Braxton - 2025
- 5 - Austin Davis - 2011
- 5 - Austin Davis - 2011
- 5 - Dustin Almond - 2003

- Although Braxton's 2+ passing touchdown streak came to an end against Louisiana, the quarterback set the program record for longest passing touchdown and play in program history. Braxton connected with Micah Davis for a 98-yard score in the third quarter to put Southern Miss up 20-10
- Threw for 248 yards in a 49-21 win over ULM and tossed four touchdown passes. It was the first 4+ touchdown pass by a Golden Eagle since Jack Abraham had four against Rice in 2018. Braxton tallied a touchdown pass for the eighth consecutive game and also had his seventh multi-TD throwing contest this season
- Despite missing some time at Arkansas State due to injury, Braxton threw a touchdown pass in the ninth-straight game and finished with 228 yards on 20-of-28 throws in Jonesboro
- Braxton missed the Texas State game with an injury suffered during the Arkansas State win

STARTING QBs SINCE 2021

Over the last five years, Southern Miss has put a number of QBs in the huddle. The Golden Eagles have started 10 different ones since the start of the 2021 season. Full list below:

Games	Quarterback
10	Billy Wiles (2023)
10	Braylon Braxton (2025)
8	Zach Wilcke (2022)
7	Ethan Crawford (2023-24)
7	Tate Rodemaker (2024)
6	Trey Lowe (2021-22)
4	Ty Keyes (2021-22)
4	Jake Lange (2021)
3	Frank Gore Jr. (2021)
1	Landry Lyddy (2025)

SPREADING THE LOVE

- Eleven Golden Eagle players caught a pass in the season opener against Mississippi State
- It was the most players to catch a pass in a game since 11 caught a pass against Southern on Sept. 9, 2017, when the Golden Eagles won 45-0
- Seven of the players caught at least two passes, including a team-high six by Carl Chester and five from Jeffery Pittman
- Once again, 11 Golden Eagle players caught a pass in the game against Jackson State. It's the second-straight game that 11 players caught a pass
- So far this season, 16 players have caught a pass through seven games this season. It's the most since the since the 2023 season, but the 16th player didn't catch a pass until the final game that year

SMOOVE IS SMOOTH WITH THE BALL

- Wide receiver Elijah Metcalf has produced back-to-back 100+ yard receiving games against Arkansas State and Texas State
- The Marshall transfer caught five balls for 143 yards at Arkansas State, then went for 116 yards on 10 receptions against Texas State. He had a touchdown in both games
- Metcalf leads the team in receiving yards with 615 and is tied for the fourth-most receiving touchdowns on the team with two

PITTMAN CAPTAINS THE BACKFIELD

- Running back Jeffery Pittman accounted for 67 offensive yards in his first game with the Golden Eagles
- Pittman tallied 51 receiving yards on five catches - on five targeted throws - to go along with 16 yards rushing on nine carries
- Pittman enjoyed the longest offensive play of the game against Mississippi State on a 37 yard screen pass
- Pittman added a game-high 71 yards in game two against Jackson State. He averaged 7.1 yards a carry on 10 touches
- Pittman recorded a five-yard touchdown run in the first quarter versus App State for his first rushing touchdown of the year. Pittman added a nine-yard scoring run in the fourth, giving the Golden Eagles their first two rushing TD performance since Ethan Crawford tallied a pair against Arkansas State last season
- Pittman had a season high for both rushes (18) and yards (80) on the ground in the win over Jax State. He collected his second multi-TD rushing game with a 1- and 3-yard touchdowns
- Pittman exploded for 140 yards on 31 carries in the win over Georgia Southern. He scored two touchdowns for the third-straight game he appeared in
- Pittman ran for 73 yards on 21 carries against Louisiana and added a game-high 75 yards on 18 carries at Arkansas State. Pittman ran for another team-best 54 yards against Texas State
- With his team-high 41 yards at South Alabama, Pittman has led the team in rushing in eight of the nine games he has played in this season

HOW IT WAS BUILT

The 2025 Golden Eagles are built different, literally. They only have 23 players that stayed with the program after last season. Brendan Toles and Zavian Hales are the only Southern Miss seniors to start their careers in Hattiesburg, with both joining the team in 2021.

Below is a full list of how the Golden Eagles were built

*Denotes Scholarship Player	2025
2021	Freshman Signees
Freshman Signees	Jaylin Carter*
Brendan Toles* (RS-23)	Amir Leonard-Jean Charles*
	Jahmir Davis*
Walk-On	Khalil Foster*
Zavian Hales (RS-21)	Denzel Gardner*
	Connor Gooding*
2022	Jermame Hayes*
Freshman Signees	Malachi Henderson*
Davis Dalton* (RS-22)	Robert Henderson*
Cameron Knox* (RS-22)	Shane King*
	Zach Ruffin*
Junior College	Junior College
Brodarius Lewis*	Peyton Anderson*
	Liam Cassidy*
Walk-Ons	Mason Clinton*
Kyle McCormick (RS-22)	Dylan King*
2023	Transfers
Freshman Signees	Christian Anderson* (Alabama A&M)
Chris Hayes* (RS-23)	Josiah Bastien (UW-Platteville)
Cameron Mackey* (RS-23)	Josh Battle* (Chattanooga)
Luke Rogers* (RS-23)	Luke Beard* (Mississippi State)
Junior College	Braylon Braxton* (Marshall)
Joseph Harper*	Robert Briggs* (Utah State)
	Bralon Brown* (Marshall)
Transfer	MaLik Caswell* (Marshall)
Eric Thomas, Jr.* (Arkansas)	Tychaun Chapman* (Marshall)
	Carl Chester* (Marshall)
Walk-On	Hayes Creel* (McNeese State)
David Griffin (RS-23)	Kyle Davis* (Howard)
Jeramie Posey (RS-23)	Micah Davis* (Ole Miss)
	Mike Duran (FIU)
2024	Ahmere Foster* (Marshall)
Freshman Signees	Ian Foster* (Marshall)
Larry Edwards* (RS-24)	Cooper Frazier* (Samford)
Chris Jones*	Isaiah Gibson, Sr.* (Marshall)
John White* (RS-24)	Logan Gregory (West Florida)
	Najae Hallenbeck* (Wagner)
Transfer	Reed Harradine* (Grambling)
Avery Sledge* (Mississippi State)	JJ Hawkins* (Marshall)
	Mathis Haygood* (Marshall)
2024	Dominick Hill* (Liberty)
Junior College	Trey Horne* (Georgia Tech)
Zion Edwards	Ishamel Ibraheem* (Marshall)
Jameer Lewis*	Jabari Ishmael* (Marshall)
Greg Nunneery*	Jez Janvier* (Eastern Michigan)
	TJ Johnson* (West Virginia)
Transfer	Matt Jones* (Ole Miss)
Kyirin Heath* (Ole Miss)	Zachariah Keith* (West Virginia)
	Elijah Kinsler* (West Virginia)
Walk-Ons	Jackson Klein (Marshall)
Hayden Breal (RS-24)	Landry Lyddy* (UAB)
Caston Brown (RS-24)	Chase Malamala* (UCF)
	<i>Continued on next page...</i>

SOUTHERN MISS DEFENSIVE NOTEBOOK

FINDING THE #NASTYBUNCH AGAIN

- Former defensive coordinator and head coach **Jim Carmody (1978-80, 82-87)** was nicknamed 'The Big Nasty' and his defensive quickly coined the nickname 'The Nasty Bunch'
- Since then, Southern Miss' defense has been called The Nasty Bunch, but it's a right that has to be earned. Carmody's defenses were known for being tough and tenacious
- The 2025 defense has to earn that name, but there are a select few that have proven themselves in the Black & Gold. Notable returners include Brendan Toles, Chris Jones, Brodarius Lewis and Jameer Lewis
- Jones earned praise as a freshman last season while finishing second in total tackles with 46. Brodarius Lewis anchored the line where he had 39 tackles and four sacks

BRO UP FRONT

- Defensive lineman **Brodarius Lewis** is back in the trenches for the Golden Eagles after playing a career-high 12 games last season
- His 39 tackles led all defensive line players and were third on the team
- Lewis' four sacks were tops for the Golden Eagles, as were his eight TFLs

OPENER THOUGHTS

- Michael Montgomery forced the Golden Eagles first turnover of the season, an interception in the opening quarter that led to the first three Southern Miss points.
- Sophomore Chris Jones registered a then career-best 13 tackles.
- Josh Moten also added 11 stops. The 11 tackles also are his collegiate career high.
- The 13 first-half points are the fewest allowed for the Golden Eagles in the opening 30 minutes since giving up just 10 against Southeastern Louisiana on Sept. 7, 2024.

DEFENSE LOCKS DOWN TIGERS

- Ahmere Foster was flying around against Jackson State, tallying one interception and three tackles
- Michael Montgomery led the way with eight tackles, while Josh Moten, Mathis Haygood, Josh Battle and Chris Jones had six stops
- The three sacks were the most by the Golden Eagle defense since having four at James Madison on Oct. 10. The seven TFLs were also the most since having eight in the same game against the Dukes
- The 10 first-half points were the fewest allowed for the Golden Eagles in the opening 30 minutes since giving up just 10 against Southeastern Louisiana on Sept. 7, 2024.

FOSTER GARNERS NATIONAL PRAISE

- Ian Foster earned Sun Belt Defensive Player of the Week on Sept. 15 for his efforts in the win over App State.
- He was also named the Walter Camp National Defensive Player of the Week and the Scooter's Coffee Frisco Bowl National Player of the Week
- Foster registered his third interception of the season at Arkansas St.


GIMME THAT BALL

- The Golden Eagles rank first in turnovers gained in the Sun Belt with 25, while that mark ranks 2th in the FBS. Southern Miss also leads the Sun Belt in turnover margin at 1.09 and rank fifth in the FBS in that category. Their 20 interceptions also rank No. 1 in the FBS

- Here is the top five season totals for interceptions for the program:

Top Nine Team Interception Totals for a Season

25 - 1994
24 - 1979 (includes intrecepted fumble)
23 - 1948
22 - 1952, 1982
21 - 1967
20 - 1965, 1971, 2025



MOTEN WATCH

Transfer cornerback **Josh Moten** was named to the Chuck Bednarik Watch List, which is given to the nation's best defensive player. Moten was named a HERO G5 Honorable Mention All-American last season after finishing with five interceptions – that was tied for third in the FBS and tops in the Sun Belt. He posted an interception in four of the final five games, including a highlight-reel pick in the championship game against Louisiana

- Moten grabbed three interceptions against Arkansas State to earn Sun Belt Conference Defensive Player of the Week honors. It was his first weekly award this season
- Moten now ranks No. 2 nationally in total interceptions with five and ranks No. 3 in both interceptions per game (0.45) and No. 13 in passes defended (1.18)

TAPP, TAPP... J'MOND IS HERE

- J'Mond Tapp is second in the Sun Belt in sacks through 11 games at 0.59 per contest. That mark also ranks #37 in the FBS

HOW IT WAS BUILT

- Aloali'i Maui* (Utah State)
- Jaden McKinney* (Austin Peay)
- Elijah Metcalf* (Marshall)
- Chuck Montgomery* (Marshall)
- Michael Montgomery* (Portland St.)
- Kaden Morgan (UT Martin)
- Kadinn Morris* (Western Michigan)
- Josh Moten* (Marshall)
- Jack Murley* (Universal School)
- Malakai Murphy* (Colorado)
- Camden Myers (Western Carolina)
- Corey Myrick* (Cincinnati)
- Grant Page* (Utah State)
- Jonathan Pennix* (Virginia Tech)
- Jeffery Pittman* (Mississippi State)
- Garrick Ponder * (North Alabama)
- Cace Reed (Marshall)
- Anthony Richard, Jr.* (Marshall)
- Jacobe Robinson* (Boston College)
- Broderick Roman* (Eastern Michigan)
- Carlos Slayden II* (Troy)
- Christopher Stokes* (Marshall)
- J'Mond Tapp* (Arizona State)
- Guylijah Theodule* (Marshall)
- Quinzavious Warren* (UTEP)
- Tyrese Weeks (Central State)
- RJ Whitehead* (UTEP)
- Elijah Zamora (SE Oklahoma State)

Walk-Ons

- Colin Kapilovic
- Fred Nicholson
- Dillon Rowley
- Andrew Tate
- Creighton Wilbanks

SOUTHERN MISS SPECIAL TEAMS NOTEBOOK

AUSSIE AUSSIE AUSSIE

- Punter **Jack Murley** joined the Golden Eagles on the first day of camp; well he landed in Hattiesburg midway through the first practice. The lefty punter is the first Southern Miss player from down under since Griffin Flemming was a Golden Eagle during the 2020 and 2021 seasons
- Murley, born April 23, 1995, is listed as the oldest player in college football. See below for the full list:

Age	Name	School	Class	Position	DOB
30	Jack Murley	Southern Miss	Fr.	Punter	4/23/95
30	Monte Harrison	Arkansas	So.	Wide Receiver	8/10/95
29	Billy Gowers	Hawaii	Fr.	Punter	6/10/96
27	Mitch McCarthy	Indiana	Sr.	Punter	10/10/97
27	Daniel Hughes	New Mexico	So.	Punter	6/2/98
27	Wilson Berry	Kentucky	Sr.	Punter	6/8/98
27	Bubba Thompson	North Texas	Fr.	Quarterback	6/9/98
27	Bailey Ettridge	Nevada	Fr.	Punter	6/23/98
27	Nate Torney	Louisiana	Sr.	Punter	7/5/98
27	Aliki Vihami	Utah	Gr.	Defensive Tackle	8/3/98
26	Cory Godinet	UTSA	Sr.	Offensive Line	1/27/99
26	Nathan Tiyce	Mississippi St	Fr.	Punter	4/12/99
26	Jackson Ross	Tennessee	Jr.	Punter	6/22/99

NEW FACES ALL AROUND

- Southern Miss is one of three schools to return no special teams players from the 2024 season. Quarterback Kyle McCormick was listed on the depth chart as the backup holder last season, but did not see any action in that role
- Of the seven special teams' positions (Field Goal Kicker, Punter, Kicker for Kickoffs, Holder, Snapper, Kickoff Returner and Punt Returner), here is a list of those who return the fewest starters nationally:

Cincinnati (0)	Old Dominion (1)
MTSU (0)	Colorado St. (1)
SOUTHERN MISS (0)	Nevada (1)
UNLV (0)	Georgia Tech (1)
South Carolina (1)	Ball State (2)
Utah (1)	Temple (2)
Tulane (1)	Colorado (2)
NIU (1)	UTSA (2)

SPECIAL TEAM THOUGHTS

- Both Reed Harradine and Jack Murley suited up in the black and gold for the first time against Mississippi State
- Harradine converted his first field goal of the season of 43 yards and added a pair of extra points.
- The oldest player in the FBS – punter Jack Murley had five boots for an average of 42.8 yards per game.
- Ahmere Foster blocked his first career punt and it was returned 30 yards for a touchdown by Zach Ruffin. It was the first blocked punt return for a touchdown since Tracy Becton-Martin returned one in the end zone against Nevada on Dec. 24, 2011, in the Hawai'i Bowl
- The specials team unit had a coming out party against Louisiana, with Creighton Wilbanks, Reed Harradine and Jack Murley shining. Wilbanks drilled 52-yarder and 32-yarder, while Harradine booted a 60-yard punt. Murley had a punt drop in at the UL 1 and the UL 3 late in the game
- Wilbanks nailed both of his field goal attempts at Arkansas State, hitting kicks from 28 and 37 yards



IAN THE JET

Return man **Ian Foster** was named to the Jet Award Watch List prior to the 2025 season, given annually to the top return specialist in the country. At Marshall, Foster was named All-Sun Belt First Team as a return man after leading the FBS in return average among qualifying players (32.4). The Brundidge, Ala. native had 16 kick returns for 518 yards and led the FBS in 50+-yard returns (3) and 40+-yard kickoff returns (5).

MORE SOUTHERN MISS NOTABLES**FEASTED ON APP STATE**

- Southern Miss won consecutive games for the first time since beating ULM (Nov. 4) and Louisiana (Nov. 9) in 2023.
- The win was the first Sun Belt opening victory for Southern Miss in four seasons in the league.
- The Golden Eagle scored over 30 points in consecutive games for the first time since scoring 44-37 loss to Arkansas State (9/23/23) and a 50-36 setback to Texas State (9/30/23).
- Southern Miss put together its most points over a two-game span (76) since Sept 17 and Sept. 24 of 2022, coming against Northwestern State (64-10) and at Tulane (27-24) with 91 points.
- Braylon Braxton registered a passing touchdown for the third-straight game, hitting Robert Briggs, Jr. for an 8-yard score early in the third quarter.
- Tychaun Chapman finished with four catches for 112 yards, becoming the first Golden Eagle receiver with a 100-yard game since Ti Mims had six catches for 128 yards last season against USF.
- Anthony Richard recorded his first interception of the year on the game's first drive. It was the third-straight game the Golden Eagles have picked off a pass.
- Ian Foster returned an interception 99 yards for a touchdown, marking the third longest pick for a touchdown in school history, trailing 100-yard returns by both Curtis Mikell (at UTEP/2011) and Kendrick Presley (vs. Memphis/2011). It was also the first interception return for a touchdown since Dylan Lawrence had a 63-yard score against Southeastern Louisiana on Sept. 9, 2024. He also added 12 tackles for the game.
- Mathis Haygood collected his first interception of his Southern Miss career in the second quarter.
- J'Mond Tapp registered three sacks tying for the fifth most in a game with 10 other Golden Eagles

STUMBLER AT TECH

- The loss snapped a two-game winning streak.
- It also extended their road losing streak to eight games.
- Braylon Braxton threw for a season-high 392 yards, marking the first Southern Miss 300-yard passing game since Jake Lange did it at Rice on Oct. 2, 2021. It is the most passing yards Jack Abraham had 421 against North Texas on Oct. 12, 2019.
- Braxton threw two more touchdown passes, hitting Kyirin Heath with a 30-yard first-quarter throw. He ended the game with a 34-yard touchdown strike to Davis Dalton. The last touchdown throw was the longest of the year. Braxton now has nine touchdowns this season, the most by a Golden Eagle quarterback for a year since Bill Wiles had 11 to end the 2023 season.
- The Golden Eagles scored 20 or more points in three-straight games since App State (10/28), ULM (11/4) and Louisiana (11/9) during the 2023 campaign.
- Both Robert Briggs, Jr., and Matt Jones each had season-high rushing performances of 47 and 36 yards, respectively.
- After surrendering 30 first-half points, the Golden Eagles kept the Bulldogs off the board in the second half. It was the first time Southern Miss held a team scoreless in the second half this season.
- Chris Jones tallied a career-high 14 tackles, including a half sack and 1.0 tackle for loss.
- It was the second-straight week the Michael Montgomery tallied 13 stops.
- Reed Harradine converted two of three field goals, hitting from both 38 and 30 yards.
- Harradine also collected his first punting duties of the year with five for a 45.2 yard average.

REVENGE ON THE GAMECOCKS

- Jeffery Pittman had a season high for both rushes (18) and yards (80) on the ground. He collected his second multi-TD rushing game with a 1- and 3-yard touchdowns. He also had two rushing scores versus App State.
- The team collected a season-best 225 rushing yards, as both Matt Jones (45) and Jaylin Carter (44) also enjoyed season-high rushing yards.
- Braxton recorded his fifth multi-TD pass contest to open the season. With two touchdown passes he now has 11 on the year. He has already thrown as many as Billy Wiles did for the entire 2023 campaign. He finished with 152 yards on 13-of-22 passes and no interceptions.

- Nine offensive players caught at least one pass as Micah Davis led the way with two catches for 34 yards.
- Southern Miss forced four turnovers – two fumbles and two interceptions - a season-high.
- JJ Hawkins recorded his second forced fumble of the season on the first Jax State play of the game.
- After fumbling deep in their own end halfway through the second quarter, the Golden Eagles kept the Gamecocks out of the end zone on four plays inside the 10 yard-line.
- Josh Moten recorded his first interception late in the third quarter to give Southern Miss its seventh pick of the season.
- The Golden Eagles had a season-high eight tackles for loss.
- Ian Foster returned a Jax State pass 49 yards for a late Golden Eagle touchdown to give him his second interception for a score this season. He is the first Golden Eagle to have multiple interception returns for a touchdown since Eric Scott, Jr. in 2022.

ROAD WOES END AT GEORGIA SOUTHERN

- Braylon Braxton finished the game 19-of-28 for 237 yards and two touchdown passes. It was his sixth-straight game throwing two or more touchdowns, tying a school record with Nick Mullens, who accomplished that feat in 2015.
- Braylon Braxton hit Tychaun Chapman for the team's longest offensive play of the season, a 50-yard touchdown pass for Southern Miss' first touchdown of the game. He also connected with Carl Chester on a 30-yard strike.
- Jeffery Pittman finished a game-high 140 yards on 31 carries – both season highs for him. It was the first Golden Eagle 100-yard rushing performance since Dreke Clark has 115 yards against South Alabama on Nov. 23, 2024.
- Pittman recorded his third-straight game with two touchdown runs, collecting a two-yard scoring run on the first play of the second quarter and another two-yard burst late in the period.
- Matt Jones registered his first rushing TD of the year on a three-yard, third quarter run. His rushing score was the third on the ground for the Golden Eagles in the contest, marking the second consecutive game they had three rushing scores.
- The Golden Eagle defense limited Georgia Southern to 82 rushing yards, marking the first time they held an opponent under 100 yards rushing since limiting App State to 95 yards earlier in the year.
- Jonathan Pennix recorded his first Southern Miss interception on the first GS series of the second quarter. Michael Montgomery added his second of the year later in the period, while Josh Moten added one in the second half. The team now has 11 for the season and now have at least one pick in five of six games this season. The Golden Eagles had six all of last season.
- The Golden Eagles limited Georgia Southern to seven points in the opening half, marking the second consecutive game limiting its foe to seven or fewer points in the opening and the third time this season.
- It was the fourth time this season Southern Miss recorded at least three sacks in a game and tied their season high with five.
- It was the fourth time this season Southern Miss recorded at least three sacks in a game and tied their season high with five.

GOT GEAUXING AT THE CAJUNS

- Southern Miss won its third consecutive game for the first time since Oct. 15-27, 2022.
- The win puts Southern Miss at 3-0 in the league play for the first time since 2004 when they beat Tulane, USF and Houston to open that Conference USA season.
- It also marked the first consecutive road victories since winning at Rice and UTSA in 2019.
- This is the quickest Southern Miss has reached five victories in a season (seven games) since 2017.
- It was the fewest points allowed in a conference game since ULM scored seven on Nov. 4, 2023.
- Matt Jones collected a touchdown for the second-straight game, recording a one-yard second quarter score.
- Kadinn Morris three catches for a career-high 70 yards.
- Braylon Braxton hit Micah Davis for a school-record 98-yard touchdown pass in the third quarter. The previous long was 97 yards when Austin Davis hit DeAndre Brown against East Carolina in 2008. It was the longest pass play in the history at Cajun Field.

- Braxton has now thrown a touchdown pass in seventh-straight games to open the season after throwing for 237 yards on 13-of-18 attempts with a TD pass and one interception.
- Micah Davis became the third Southern Miss receiver to register 100+ receiving yards this season with three catches for 134 yards.
- Corey Myrick registered his first interception in the second quarter, while Ahmere Foster grabbed his second of the year just before the end of halftime that setup a Golden Eagle field goal. The two interceptions gave Southern Miss at least one pick in six of seven games in 2025.
- Jabari Ishmael recovered his first fumble of the season as it was the third recovered by the squad this season.
- Chris Jones lead the Golden Eagles with eight tackles including a sack, while Michael Montgomery and J'Mond Tapp added seven apiece.
- Creighton Wilbanks nailed a 32- and 52-yard attempt – the latter one a career long. It was the first Southern Miss 50+ field goal since Connor Banks converted a 59-yarder versus South Alabama (11/23/24)
- Reed Harradine, who was one of two Golden Eagle punters in the contest, provided a career-long 60-yard punt in the fourth quarter. Jack Murley also provided two clutch fourth-quarter punts – one on the one-yard line and the other at the three on the Cajuns last possession.

THAT'S FOUR STRAIGHT FOR THE GOLDEN EAGLES

- With the win the Golden Eagles captured their sixth win to gain bowl eligibility for the first time since 2022 and the 18th time since 2000. The Golden Eagles reached bowl eligibility in eight games, which is the second quickest they have done it this century. Southern Miss did it in seven games in both 2000 and 2011.
- The Golden Eagles won their first homecoming game since a 20-19 triumph over Arkansas State on Oct. 15, 2022.
- Southern Miss won its fourth consecutive contest, marking the longest winning streak since winning six-straight games in 2015.
- The Golden Eagles opened league play at 4-0 for the first time since beating Tulane, USF, Houston and East Carolina to open the 2004 Conference USA slate.
- The Golden Eagles scored 30 or more points for the fifth time this season and improved to 5-0 when they score that many points in a game this season.
- The 49 points were the most scored by the Golden Eagles since collecting a 64-10 victory over Northwestern State on Sept. 17, 2022. It also was the most points against an FBS and conference opponent since a 66-21 triumph over Charlotte on Nov. 18, 2017.
- Braylon Braxton threw for 248 yards on 18-of-23 throws with four touchdowns and no interceptions. He registered the first four touchdown passing game since Jack Abraham did it against Rice in 2018 (9/22).
- Braxton tallied a touchdown pass for the eighth consecutive game and also had his seventh multi-TD throwing contest this season.
- Matt Jones finished the Golden Eagles first drive in the game with a four-yard touchdown run, marking the third straight game he has recorded a rushing score. He added his second score of the game on a three-yard scoring run in the second half. It was his first two TD game of the season.
- Kyirin Heath's 34-yard TD reception on a shovel pass was his longest catch of the year and his second scoring grab of the season.
- Tychaun Chapman record his second touchdown catch of the year on a flea flicker in the second quarter.
- Jaylin Carter recorded 38 yards on four carries late in the game, including a 27-yard touchdown run for his first collegiate score.
- The Golden Eagles registered two interceptions in the contest, marking the sixth time this season they tallied at least two.
- Chris Jones tallied his first interception of the season and second of his career with a pick in the third quarter. Anthony Richard, Jr., added his second of 2025 later in the period.
- The game marked the only time this season the squad did not tally a sack.
- Garrick Ponder led the way with 1.5 tackles for loss for the team.
- It was the fourth time this season Southern Miss held its opponent to 22 points or less.

MORE SOUTHERN MISS NOTABLES**POST SIX TAKEAWAYS AT A-STATE**

- Southern Miss improved to 11-4 all-time against Arkansas State, snapping a two-game losing streak to the Red Wolves in the process. The game was the seventh time in the series in which the score was decided by seven points or less with the Golden Eagles improving to 4-3 in those contests.
- The Golden Eagles registered their fifth-straight victory, doing that for the first time since 2015.
- It also marked the first 5-0 start in league play since opening the Conference USA season with that mark in 2003.
- Southern Miss recorded their best nine-game start since opening 2011 the year 8-1.
- With his 228 passing yards, Braylon Braxton became the eighth Golden Eagle quarterback to throw for more than 2,000 yards in a season as it has been done 17 times total in the school's history. He now has 2,187 for the season.
- The 15-yard touchdown pass by Braxton in the fourth quarter to Kyirin Heath marked the ninth consecutive game with a TD strike for the senior from Frisco, Texas.
- Landry Lyddy came in for Braxton in the first quarter after an injury and posted 128 yards on 4-of-6 throws with a TD and an interception. Lyddy hit Elijah Metcalf for a 76-yard touchdown for his first Golden Eagle passing score early in the second quarter.
- Two Southern Miss quarterbacks threw for 100-plus passing yards for the first time since versus Northwestern State on Sept 17, 2022.
- Elijah Metcalf collected 143 yards on five catches for his first 100-yard receiving game of the year and the fourth different receiver to do it this season.
- J'Mond Tapp registered his team-leading fifth sack late in the first quarter taking the Red Wolves out of field goal range on a key third-down play.
- Josh Moten registered three interceptions in the opening half, becoming the first Golden Eagle to snatch three in the same game since Etric Pruitt did it against Army in 2002.
- The Golden Eagles recorded a season-high with six takeaways.
- Chris Jones and Michael Montgomery tied for a game-high with 13 tackles apiece.
- Creighton Wilbanks was perfect on field goal tries, hitting a 28 and 37 yard attempts and now has hit four attempts in a row.

WINNING STREAK ENDS WITH TEXAS STATE

- The Golden Eagles fell to 2-4 in the series against TXST, now having lost all three games against the Bobcats played in Hattiesburg.
- Southern Miss had a five-game winning streak snapped in the process. It was the longest winning streak since capturing six-straight contests during the 2015 campaign.
- The team was shut out in the first half for the first time since being blanked at Kentucky (8/31) in the 2024 season opener
- Landry Lyddy started at quarterback for the Golden Eagles, ending a nine-game streak of starts for Braylon Braxton. Lyddy is now the 10th Southern Miss player to start at QB since the start of the 2021 season.
- Lyddy put the Golden Eagles on the board with a four-yard touchdown pass to Elijah Metcalf with 2:58 to play. It was his second-straight game with a touchdown pass. He finished the game with 267 yards passing on 29-of-44 throws with a touchdown and two interceptions.
- Elijah Metcalf registered his second 100-yard receiving game, finishing with 116 yards on 10 catches. It was the first 10-reception game for a Southern Miss receiver since Ti Mims has that many grabs against App State (10/28/23).
- The game marked only the second time this season the squad had not allowed a sack. The other game came at Louisiana.
- Jeffery Pittman recorded his team-leading seventh rushing score with a two-yard scoring run late in the contest
- Chris Jones tied a career-high with 15 tackles (LA Tech, 9/20/25). The Sun Belt's tackles' leader is averaging 14 stops over the last two games.
- Both Michael Montgomery and Ian Foster each collected 10 stops apiece.
- For the second consecutive game, Corey Myrick tallied a season-high nine tackles.
- J'Mond Tapp recorded the only sack of the contest for six yards, giving him now a team-best 5.5 for the year

- Micah Davis returned two kickoffs for a total of 47 yards with a long of 29 yards.
- Reed Harradine had four punts for an average of 44.0 yards.

LATE RALLY FALLS SHORT AT SOUTH ALABAMA

- The Golden Eagles dropped their second-straight game, after winning five in a row. It also snapped a three-game road winning streak.
- Southern Miss has now lost all six meetings with South Alabama, dating back to 2020. The program is now 1-3 at Hancock Whitney Stadium with the only victory coming in a 38-24 triumph over Rice in the 2022 LendingTree Bowl.
- The Golden Eagles fell to 5-1 when they scored 30 or more points in 2025.
- Braylon Braxton connected with Carl Chester with a 52-yard flea flicker in the second quarter, giving With three touchdowns in the contest, Braxton now has 22 touchdown passes on the year as he has now thrown at least one in all 10 games he has played in this season and multi-TDs contests eight times. He is the first Golden Eagle QB to throw 20+ touchdowns in a season since Nick Mullens tossed for 24 in 2016.
- Braxton finished with 400 yards passing on 31-of-52 throws with one interception. It was the first 400 yard passing game for the Golden Eagles since Jack Abraham threw for 421 yards against North Texas on Oct. 12, 2019.
- The throwing total tied Jeff Kelly (11/17/01) who threw for 400 yards against Tulane.
- Southern Miss was held to a season low 41 rushing yards.
- Jeffery Pittman recorded a one-yard rushing score in the third quarter, giving him eight touchdowns on the year. It is the most in a season on the ground by a Golden Eagle since Frank Gore, Jr., tallied 10 in 2023.
- Carl Chester had five catches for 128 yards, recording his second 100-yard receiving game of the season and the sixth for the squad this season.
- Corey Myrick tallied a season-high 12 tackles, while Chris Jones, Brodarius Lewis and Mathis Haygood had 11 apiece. It was a season-high stop total for Haygood as well.
- J'Mond Tapp record a sack in the contest and now leads the team with 6.5 this fall.
- After surrendering 281 offensive yards in the opening half, the Golden Eagles gave up just 161 in the second half.
- Harradine punted four times for an average of 42.8 yards a punt with a long of 51 yards
- Wilbanks 47 yard missed field goal right before the end of the first half, snapping a string of four made.

IN-SEASON BIRTHDAYS

AUGUST

- 16 - Javarion Barnett
- 19 - Jackson Klein
- 26 - Amir Leonard-Jean Charles
- 26 - Luke Rogers
- 28 - Matt Jones
- 30 - **MISSISSIPPI STATE**
- 30 - Dylan King

SEPTEMBER

- 1 - Dillon Rowley
- 4 - Michael Montgomery
- 4 - Avery Sledge
- 5 - Brodarius Lewis
- 6 - **JACKSON STATE**
- 9 - John White
- 10 - Christopher Stokes
- 13 - Cooper Frazier
- 13 - **APP STATE**
- 20 - **AT LOUISIANA TECH**
- 24 - Chase Malamala
- 24 - Elijah Zamora
- 27 - **JACKSONVILLE STATE**

OCTOBER

- 6 - Braylon Braxton
- 6 - Robert Briggs
- 7 - Caston Brown
- 9 - **AT GEORGIA SOUTHERN**
- 9 - Jaylin Carter
- 11 - Jermane Hayes
- 12 - Shane King
- 13 - Jonathan Pennix
- 17 - Malachi Henderson
- 18 - **AT LOUISIANA**
- 18 - Reed Harradine
- 20 - Jacobe Robinson
- 20 - Guyljah Theodule
- 25 - **ULM**
- 27 - Ishmael Ibraheem

NOVEMBER

- 8 - **AT ARKANSAS STATE**
- 13 - Landry Lyddy
- 15 - **TEXAS STATE**
- 22 - **AT SOUTH ALABAMA**
- 22 - Carl Chester
- 22 - JJ Hawkins
- 25 - Logan Gregory
- 28 - Kadinn Morris
- 29 - **TROY**
- 29 - MaLik Caswell

DECEMBER

- 7 - Creighton Wilbanks
- 15 - Isaiah Gibson
- 16 - Elijah Kinsley
- 16 - Brendan Toles
- 18 - Connor Gooding
- 22 - Micah Davis
- 22 - Robert Henderson
- 24 - Mason Clinton

HUFF'S TRAIL: FROM GREEN TO GOLD

Although Charles Huff himself is new to Hattiesburg, he has plenty of familiar faces to help him get acclimated in the Black & Gold. Huff brought 21 players and 10 coaches with him from Huntington. Included in that bunch is reigning Sun Belt Newcomer of the Year and QB1 Braylon Braxton. Below is a list of every former Marshall player and coach that made their way to Hattiesburg

PLAYERS (POSITION)

Braylon Braxton (QB)	Jabari Ishmael (DL)
Josh Moten (CB)	Elijah Metcalf (WR)
Tychaun Chapman (WR)	Guyljah Theodule (CB)
Ian Foster (SAF)	Mathis Haygood (LB)
Chuck Montgomery (WR)	MaLik Caswell (SAF)
JJ Hawkins (DE)	Corey Myrick (SAF)
Carl Chester (WR)	Anthony Richard Jr. (CB)
Isaiah Gibson Sr. (DL)	Ahmere Foster (SAF)
Bralon Brown (WR)	Cace Reed (WR)
Ishmael Ibraheem (DB)	Christopher Stokes (DL)
	Jackson Klein (DL)

COACHES

Jason Semore
Telly Lockette
Aaron Dobson
Sharrod Everett
Reed Grable
Kate Roll
Ben Ashford
Drew White
Mat Rumshock
Aaron Estes

CONFERENCE REALIGNMENT AT ITS BEST

- Following 26 seasons in Conference USA, the Golden Eagles start their fourth Sun Belt Conference season in 2025
- For the 2025 season, Southern Miss is part of a 14-team league that is separated into East (App State, Coastal Carolina, Georgia Southern, Georgia State, James Madison, Marshall, ODU) and West (Arkansas State, Louisiana, South Alabama, Southern Miss, Texas State, Troy, ULM) Divisions
- On July 15, the Sun Belt Conference announced that Louisiana Tech will join the conference following Texas State's departure to the PAC-12. The Bulldogs are slated to join ahead of the 2026-27 season
- Southern Miss played at Troy for its first Sun Belt contest on Oct. 8, 2022, dropping a 27-10 decision
- Southern Miss won five Conference USA titles during its tenure, including one since divisional play started in 2005. They captured their only league title contest and the school's fifth overall C-USA league crown when they beat Houston, 49-28, in 2011
- The school's other C-USA titles came in the inaugural season of 1996 as well as the 1997, 1999 and 2003 campaigns. The Golden Eagles also won two East Division crowns in C-USA (2006, 2011), and captured their first West title in 2015 after moving to that division during the 2014 campaign. Southern Miss won its third division title in 2015, but lost in the C-USA championship game at WKU, 45-28. Southern Miss was 1-2 in C-USA title games
- Along with the five C-USA titles, the Golden Eagles also won three additional league titles - 1948, 1950, 1951 - when they were members of the Gulf States Conference

HOME GROWN IN THE 'SIP

- The Golden Eagles have 31 players on the 2025 roster from the state of Mississippi, while six are from the Hattiesburg Metro area. Southern Miss is no stranger to keeping homegrown talent as the 2024 team had 73 players from the Magnolia State

PLAYER (HOMETOWN)

Jeffery Pittman (Taylorsville)	Andrew Tate (Madden)	Chris Hayes (Starkville)
Brendan Toles (Oxford)	Fred Nicholson (Gautier)	Luke Rogers (Brandon)
Matt Jones (Jackson)	Avery Sledge (Hattiesburg)	Larry Edwards (Belzoni)
Davis Dalton (Madison)	Chris Jones (Byram)	Zavian Hales (Brandon)
John White (West)	Zion Edwards (Petal)	Dillon Rowley (Columbia)
Jameer Lewis (McComb)	Luke Beard (Ackerman)	Caston Brown (Hattiesburg)
Cameron Knox (New Albany)	Cooper Frazier (Corinth)	Quinzavious Warren (Canton)
Zach Ruffin (Philadelphia)	Joseph Harper (Baldwyn)	Mason Clinton (Hattiesburg)
Malachi Henderson (Hattiesburg)	Greg Nunnery (McComb)	Cameron Mackey (Clarksdale)
Peyton Anderson (Columbia)	Jeramie Posey (Hattiesburg)	Cannon McClain (Hattiesburg)
	RJ Whitehead (Horn Lake)	

ONE WIN TO A BOWL GAME

The Golden Eagles became the first team to go from winning one game the previous season to a bowl game in 2025. They would become the first program to do that since both USF and Northwestern went from 1-11 in 2022 to making appearances in the Boca Raton Bowl and Las Vegas Bowl, respectively. Here is a look at the teams that have won two or fewer games before making a bowl game the following season:

2023 School and Record (2024 Bowl Game)

- East Carolina - 2-10 (Military Bowl)
- Vanderbilt - 2-10 (Birmingham Bowl)

2022 School and Record (2023 Bowl Game)

- Northwestern - 1-11 (Las Vegas Bowl)
- USF - 1-11 (Boca Raton Bowl)

DAVID vs. GOLIATH ON THE GRIDIRON

Overall against ranked opponents: 15-69-1
 In Hattiesburg: 1-10
 On the Road: 11-56-1
 Neutral Site: 3-3

- WINS OVER RANKED OPPONENTS

Date	OPPONENT	RESULT
12/3/11	(7) Houston	49-28
11/13/20	(25) UCF	31-21
11/20/03	(9) TCU	40-28
12/20/00	(13) TCU	28-21
9/16/00	(13) Alabama	21-0
10/9/99	(16) East Carolina	39-22
10/16/93	(23) Louisville	35-27
10/5/91	(16) Auburn	10-9
11/10/90	(15) Auburn	13-12
9/8/90	(13) Alabama	27-24
9/2/80	(6) Florida State	30-26
11/13/82	(17) Alabama	38-29
11/14/81	(20) Florida State	58-14
11/7/81	(17) Mississippi State	7-6

RANKED vs. RANKED

Overall: 4-5

Date	USM RANK	OPP	RESULT
12/3/11	24	(7) Houston	W, 49-28
9/16/00	25	(13) Alabama	W, 21-0
9/2/00	22	(12) Tennessee	L, 16-19
10/30/99	20	(14) Alabama	L, 14-35
9/5/98	21	(13) Penn State	L, 6-34
11/8/97	24	(8) Tennessee	L, 20-44
11/14/81	14	(20) Florida State	W, 58-14
11/7/81	20	(17) Mississippi State	W, 7-6
10/25/80	20	(1) Alabama	L, 7-42

A LOOK AT WHAT'S BACK

THE GOLDEN EAGLES RETURN ON OFFENSE:

- Total Offense - (188 of 3,402) 5.5%
- Rushing - (-52 of 1,303) 0.0%
- Passing - (240 of 2,099) 11.4%

THE GOLDEN EAGLES RETURN ON DEFENSE:

- Tackles (161 of 805) 20.0%
- Tackles for Loss (19.0 of 65) 29.2%
- Sacks (8.0 of 20) 40.0%
- Fumble Recoveries (1 of 4) 25.0%
- Interceptions (1 of 6) 16.7 %

FASTEST TO BOWL ELIGIBILITY

Quickest to Six Wins (Bowl Eligibility) since 2000 in Terms of Games

- 2000 - 7 (Finished with 8 wins)
- 2011 - 7 (Finished with 12 wins)

2025 - 8

- 2001 - 9
- 2002 - 9
- 2003 - 9
- 2010 - 9
- 2015 - 9
- 2019 - 9

The Golden Eagles are bowl eligible for the 18th time since 2000. They did not go to bowl games in 2001 and 2018 when reaching six wins.

PRESEASON HONORS

BRAYLON BRAXTON

Davey O'Brien Watch List
 Wuerrffel Trophy Watch List
 East-West Shrine Bowl 1000
 Walter Camp Award Watch List
 Maxwell Award Watch List
 Preseason Sun Belt Offensive Player of the Year
 Preseason All-Sun Belt First Team Offense
 Allstate AFCA Good Works Team® Nominee
 Preseason Athlon Sports All-Sun Belt First Team
 Preseason Phil Steele Magazine All-Sun Belt First Team

BRODARIUS LEWIS

Preseason All-Sun Belt First Team Defense
 Preseason Athlon Sports All-Sun Belt Second Team

IAN FOSTER

Jet Award Watch List
 Preseason All-Sun Belt First Team Special Teams
 Preseason Athlon Sports All-Sun Belt First Team
 Preseason Phil Steele Magazine All-Sun Belt First Team

JOSH MOTEN

Chuck Bednarik Award Watch List
 East-West Shrine Bowl 1000
 Preseason All-Sun Second Team Defense
 Preseason Athlon Sports All-Sun Belt Second Team
 Preseason Phil Steele Magazine All-Sun Belt First Team

ELIJAH METCALF

Preseason Athlon Sports All-Sun Belt Second Team
 Preseason Phil Steele Magazine All-Sun Belt Third Team

MICAH DAVIS

Preseason Athlon Sports All-Sun Belt Third Team
 Preseason Phil Steele Magazine All-Sun Third Second Team

CHRIS JONES

Preseason Athlon Sports All-Sun Belt Third Team
 Preseason Phil Steele Magazine All-Sun Belt Second Team

JEFFERY PITTMAN

Preseason Athlon Sports All-Sun Belt Fourth Team
 Preseason Phil Steele Magazine All-Sun Belt Fourth Team

KYIRIN HEATH

Preseason All-Sun Belt Second Team Offense
 Preseason Athlon Sports All-Sun Belt Fourth Team
 Preseason Phil Steele Magazine All-Sun Belt Second Team

JABARI ISHMAEL

Preseason Athlon Sports All-Sun Belt Fourth Team

ISIAH GIBSON SR.

Preseason Athlon Sports All-Sun Belt Third Team
 Preseason Phil Steele Magazine All-Sun Belt Third Team

J'MOND TAPP

Preseason Phil Steele Magazine All-Sun Belt First Team

AHMERE FOSTER

Preseason Phil Steele Magazine All-Sun Belt Third Team

GOLDEN EAGLE STARTER PACK (Southern Miss games only)

	GAMES PLAYED	GAMES STARTED	CURRENT STREAK
DEFENSIVE BACKS			
Brendan Toles	43	3	-
Josh Moten	11	11	11
Ahmere Foster	11	11	11
Anthony Richard Jr.	11	11	11
Josh Battle	8	1	-
Ian Foster	11	11	11
Corey Myrick	11	10	10

LINEBACKERS			
Mathis Haygood	11	1	1
Michael Montgomery	10	10	-
Chris Jones	20	11	11

DEFENSIVE LINE			
Brodarius Lewis	47	26	16
Jameer Lewis	22	4	1
J'Mond Tapp	11	10	6
Isaiah Gibson	11	11	11
Jabari Ishmael	9	6	-
Garrick Ponder	11	4	-

QUARTERBACKS			
Braylon Braxton	10	10	1
Landry Lyddy	5	1	1

RUNNING BACKS			
Jeffery Pittman	9	7	1
Robert Briggs Jr.	9	2	-
Matt Jones	10	2	-

TIGHT ENDS			
Kyirin Heath	20	9	-
Kadinn Morris	10	6	1

WIDE RECEIVERS			
Davis Dalton	31	10	-
Carl Chester	11	11	11
Bralon Brown	11	4	-
Elijah Metcalf	11	11	11
Micah Davis	11	7	7

OFFENSIVE LINE			
Greg Nunnery	23	23	23
Luke Rogers	20	2	-
Broderick Roman	11	11	11
Aloali'i Maui	10	9	-
Hayes Creel	11	11	11
Blake Bustard	9	8	4
Carlos Slayden III	6	1	-
Cooper Frazier	9	3	1

ANYONE WANT FREE FOOTBALL?

Southern Miss has been involved in 14 overtime games since the rule went into effect prior to the 1996 season and the Golden Eagles are 6-8 overall, after defeating Louisiana on the road late in the 2023 season. Twelve of the 14 games that have taken OT were conference contests. Here is a look of all the overtime games Southern Miss has played:

DATE	OPPONENT	SCORE
11/9/23	at Louisiana*	W, 34-31
9/3/22	Liberty	L, 29-27 (4OT)
11/10/18	at UAB^	L, 23-26
10/21/17	at LA Tech^	W, 34-27 (2OT)
10/13/12	at UCF^	L, 31-38 (2OT)
10/30/10	UAB^	L, 49-50 (2OT)
12/21/08	Troy (New Orleans Bowl)	W, 30-27
10/4/08	UTEP^	L, 37-40 (2OT)
10/28/06	East Carolina^	L, 17-20
11/13/05	at Marshall^	W, 27-24
10/7/04	Houston^	W, 39-35
11/15/02	Louisville^	L, 17-20 (2OT)
11/11/00	at UAB^	W, 33-20 (2OT)
11/9/96	at Houston^	L, 49-56

* - SUN BELT CONFERENCE GAME, ^ - CONFERENCE USA GAME

HEADS OR TAILS

GAME	FLIP OUTCOME
Mississippi State	Southern Miss Won, Deferred
Jackson State	Southern Miss Won, Deferred
App State	Southern Miss Won, Deferred
LA Tech	Louisiana Tech Won, Deferred
Jax State	Jax State Won, Deferred
Georgia Southern	Southern Miss won, Deferred
Louisiana	Louisiana won, Deferred
ULM	Southern Miss won, Deferred
Arkansas State	Southern Miss won, Deferred
Texas State	Texas State won, Received
South Alabama	South Alabama won, Received
Troy	

OH CAPTAIN! MY CAPTAIN!

GAME	CAPTAINS
Mississippi State	Josh Moten, Chris Jones Brodarius Lewis, Broderick Roman
Jackson State	Josh Moten, Braylon Braxton Elijah Metcalf, Jabari Ishmael
App State	Braylon Braxton, Jabari Ishmael Chris Jones, Broderick Roman
LA Tech	Braylon Braxton, Broderick Roman Elijah Metcalf
Jax State	Braylon Braxton, Chris Jones Greg Nunnery, Kadinn Morris
Georgia Southern	Braylon Braxton, Josh Moten J'Mond Tapp, Kadinn Morris
Louisiana	Braylon Braxton, Jabari Ishmael J'Mond Tapp, Kadinn Morris
ULM	Braylon Braxton, Elijah Metcalf Chris Jones, Kadinn Morris
Arkansas State	Braylon Braxton, Josh Moten Chris Jones, Kadinn Morris
Texas State	Braylon Braxton, Bralon Brown
South Alabama	Braylon Braxton, Kadinn Morris
Troy	

SWAG PACK

GAME	HELMET	JERSEY	PANTS
Mississippi State	Black	Gold	Black
Jackson State	Black	Gold	Black
App State	Black	Black	Black
LA Tech	White	White	White
Jax State	Black	Black	Black
Georgia Southern	Black	White	Black
Louisiana	Black	White	Black
ULM	Black	Black	Black
Arkansas State	Black	White	Black
Texas State	Black	Black	Black
South Alabama	Black	White	Black
Troy			



HEAD COACH CHARLES HUFF

- CAREER RECORD (5 seasons): 39-24 (.619)

Record at Southern Miss (1st):	7-4
Bowl Record:	1-2
Hometown:	Denton, Maryland
Alma Mater:	Hampton, 2005
Playing Experience:	Hampton, 2002-05
Wife:	Jessica
Children:	BJ, Beau, Blaze

- HUFF STOP-BY-STOP

Year	School	Position
2025-pres.	Southern Miss	Head Coach
2021-24	Marshall	Head Coach
2019-20	Alabama	Associate HC/RB
2018	Mississippi State	Asst. HC/RB
2014-17	Penn State	ST Coord./RB
2013	Western Michigan	Running Backs
2012	Buffalo Bills	Assistant RB
2011	Vanderbilt	Offensive QC
2010	Hampton	Offensive Line
2009	Maryland	Assistant OL
2007-08	Tennessee State	ST Coord./TE
2006	Tennessee State	Offensive Line
2005	Hampton	Graduate Assistant

- NFL PLAYERS UNDER COACH HUFF (as a head coach)

	Round	Pick	Year	Team
Mike Green	2	59	2025	Ravens
Jeremy Jones	UDFA	--	2025	Giants
JJ Roberts	UDFA	--	2025	Buccaneers
Elijah Ellis	UDFA	--	2025	Chargers
Eli Neal	UDFA	--	2024	Rams
Micah Abraham	6	201	2024	Colts
Ethan Driskell	UDFA	--	2024	Chiefs
Rasheem Ali	5	165	2024	Ravens
Owen Porter	UDFA	--	2024	Vikings
Khalan Laborn	UDFA	--	2023	49ers
Steven Gilmore	UDFA	--	2023	Lions
Abraham Beauplan	UDFA	--	2023	Vikings
Will Ulmer	UDFA	--	2022	Bills
Alex Mollette	UDFA	--	2022	Colts
Nazeem Johnson	7	259	2022	Chiefs
Isaiah Norman	UDFA	--	2022	Chiefs
Willie Johnson	UDFA	--	2022	Jaguars
Dalton Tucker	UDFA	--	2022	Colts

Charles Huff comes to Southern Miss as the 23rd head football coach after serving as head coach at Marshall University for the past four seasons, posting a 32-20 record and culminating with a 31-3 Sun Belt Conference championship victory Saturday night in his final game leading the Thundering Herd.

Huff holds the distinction of being the only Marshall coach in the FBS era to lead the Herd to a bowl game in each of their first four seasons at the helm. During his tenure there, Huff enjoyed victories over No. 8 Notre Dame (2022) and Virginia Tech (2023). The 26-21 win over Notre Dame was part of a 9-4 season and was Marshall's first win over a Top 10 team since 2003.

In Huff's inaugural season in Huntington, Marshall finished 7-6 while going to its 17th bowl appearance since moving up to FBS in 1997. Huff also navigated the Herd to a five-game winning streak at the end of 2022, which was one of the nation's longest heading into the 2023 season. The 2022 season culminated with a 28-14 win over UConn in the Myrtle Beach Bowl.

The Herd finished 6-6 during the regular season in 2023 before dropping a 35-17 decision to UTSA in the Frisco Bowl. This season, Marshall registered its first league championship since capturing the 2014 Conference USA crown, while also recording the school's first 10-win season since 2015.

Described as an elite recruiter and developer of talent, Huff's proven history bolstered head coach Nick Saban's staff for the 2019 and 2020 seasons. In his inaugural season in Tuscaloosa, Huff helped Najee Harris rush for a career-best 1,224 yards on 209 carries with 13 rushing touchdowns while catching 27 passes for 304 yards and seven more scores. In 2020, Harris was a consensus All-American who led the nation in total touchdowns (30), rushing touchdowns (26) and points (180). He also ranked third nationally in rushing yards (1,466) and holds the school record for total touchdowns (57), rushing touchdowns (46) and rushing yards (3,843).

Huff arrived in Tuscaloosa after one season (2018) as the assistant head coach, run-game coordinator and running backs coach at Mississippi State.

He boasts 19 years of coaching experience on both the NFL and college levels with stops at Penn State (2014-17), Western Michigan (2013), the Buffalo Bills (2012), Vanderbilt (2011),

Hampton (2010), Maryland (2009) and Tennessee State (2006-08).

His one season in Starkville produced an effective rushing attack that averaged 223.6 yards per game to rank second in the SEC and 20th nationally.

Huff spent four seasons (2014-17) as Penn State's running backs coach and special teams coordinator. He recruited and developed one of the game's most electrifying players in running back Saquon Barkley, who was drafted by the New York Giants as the No. 2 overall pick in the 2018 draft. Numerous records fell at the running back position and on special teams under Huff's guidance at Penn State. Barkley, a 2017 consensus All-American, became the first Big Ten running back in history to win Offensive Player of the Year honors twice. A Walter Camp National Player of the Year finalist, Barkley ranked second nationally in all-purpose yards in 2017 (2,329). He broke four school career records, including rushing touchdowns (43), total touchdowns (53), all-purpose yards (5,538) and consecutive games with a touchdown (15) in just three seasons.

Huff spent the 2013 season at Western Michigan as the running backs coach and helped the unit nearly double its rushing yards from 2012. The Broncos ran for 1,394 yards in 2013 after running for just 735 yards the year before.

During the 2012 season, Huff worked in the NFL as the assistant running backs coach for the Buffalo Bills. He helped C.J. Spiller with his first career 1,000-yard rushing campaign and a Pro Bowl invitation.

In 2011, Huff was on James Franklin's 2011 staff at Vanderbilt as the offensive quality control coach. Huff and Franklin also worked together at Maryland in 2009, when Huff was the assistant offensive line coach. Huff also mentored NFL first-round pick Dominique Rodgers-Cromartie as the tight ends and special teams coach at Tennessee State from 2007-08. Huff graduated in 2005 from Hampton University where he served as a team captain, starting 12 games at center as a senior in 2005. He also played guard, fullback and tight end in his career.

A native of Denton, Maryland, Huff and his wife, Jessica, have three boys: B.J., Beau and Blaze.

HUFF YEAR-BY-YEAR

Year	Team	Position	Record	Conf.	Bowl Game
2005	Hampton	Graduate Assistant	11-1	9-0	D1-AA First Round
2006	Tennessee State	Offensive Line	6-5		
2007	Tennessee State	Special Teams Coordinator/TEs	5-6	4-3	
2008	Tennessee State	Special Teams Coordinator/TEs	8-4	5-3	
2009	Maryland	Assistant Offensive Line	3-10	1-7	
2010	Hampton	Offensive Line	6-5	5-3	
2011	Vanderbilt	Offensive Quality Control	6-7	2-6	Liberty
2012	Buffalo Bills	Assistant Running Backs	6-10		
2013	Western Michigan	Running Backs	1-11	1-7	
2014	Penn State	Special Teams Coordinator/RBs	7-6	2-6	PinStripe
2015	Penn State	Special Teams Coordinator/RBs	7-6	4-4	TaxSlayer
2016	Penn State	Special Teams Coordinator/RBs	11-3	8-1	Rose
2017	Penn State	Special Teams Coordinator/RBs	11-2	7-2	Fiesta
2018	Mississippi State	Assistant Head Coach/RBs	8-5	4-4	Outback
2019	Alabama	Associate Head Coach/RBs	11-2	6-2	Citrus
2020	Alabama	Associate Head Coach/RBs	13-0	10-0	National Champions
2021	Marshall	Head Coach	7-6	5-3	New Orleans
2022	Marshall	Head Coach	9-4	5-3	Myrtle Beach
2023	Marshall	Head Coach	6-7	3-5	Frisco
2024	Marshall	Head Coach	10-3	7-1	--
2025	Southern Miss	Head Coach	7-4	5-2	




BLAKE ANDERSON **BOOTH**
Offensive Coordinator/Quarterbacks

- Returns to USM after stops at North Carolina (AC), Arkansas State (HC) and Utah State (HC)
- Has over 30 years of coaching experience, including OC at USM in 2010 and 2011
- Helped Utah State set 10 school records in 2021
- 74-54 head coaching record in 10 seasons



JASON SEMORE **FIELD**
Defensive Coordinator/Linebackers

- Held same role at Marshall last two seasons with Huff
- Won the 2024 Sun Belt Championship and ranked top-35 nationally in several categories
- Has over 15 years of collegiate experience
- Played collegiately at Adams State as a LB from 2001-05




JOE BOLDEN **FIELD**
Special Teams Coordinator/Nickels

- Spent last two seasons at Tulsa as special teams coordinator, and co-defensive coordinator last season
- 2024 unit ranked No. 2 nationally in average return yards
- Was a four-year letterwinner at Michigan and a three-year starter



DOMINIQUE BOWMAN **FIELD**
Defensive Backs

- Comes from Temple, where he spent two seasons as a cornerbacks coach
- Worked alongside Barry Odom at Arkansas and spent the 2021 season at Marshall
- First collegiate job was in 2016 at Arkansas-Monticello
- Played college ball at Lambuth University for Hugh Freeze



AARON DOBSON **FIELD**
Wide Receivers

- Spent last two seasons at Marshall - one as analyst and last as wide receivers coach
- Standout NFL player with the Patriots, Lions and Cardinals
- Set numerous collegiate records as a player at Marshall from 2009-12




TAVEZE CALHOUN **FIELD**
Cornerbacks

- Was previously at West Georgia as a cornerbacks coach for one year
- Spent four seasons in the NFL as a player before returning to Mississippi State to coach for his alma mater
- Started 36 games for the Bulldogs and had 161 career tackles
- A native of Ludlow, Mississippi



SEAN COUGHLIN **FIELD**
Offensive Line

- Was last at Eastern Michigan for four seasons
- Holds 24 years of coaching in the collegiate ranks
- Began coaching career in 2001 at his alma mater, Drake, and joined the Iowa State staff in 2004
- Has spent time at EMU, Arkansas State, Missouri State, Iowa State and Drake



DALTON WILLIAMS **FIELD**
Tight Ends

- Was last at Texas for two seasons as an offensive analyst
- Worked at Marshall during the 2022 season with Huff
- Played collegiately at Stephen F. Austin and Akron as a quarterback
- Signed a free agent deal with the Cowboys after throwing for 3,387 yards and 25 touchdowns



TELLY LOCKETTE **FIELD**
Running Backs

- Spent four seasons at Marshall as the run game coordinator and running backs coach
- Coached NFL back Rasheed Ali, who led all FBS running backs with 23 touchdowns in 2021
- Was a standout linebacker at Idaho State en route to being a two-time all-american
- Is in the Idaho State Athletics Hall of Fame




ERIC MATHIES **FIELD**
Defensive Line

- Was last at Eastern Kentucky as defensive line coach
- Has spent time at Long Island, Florida, South Florida, FAU, and Western Kentucky
- Was a four-year letterwinner at Murray State and won a pair of OVC titles in '95 and '96



MICHAEL GIBBS **FIELD**
Assistant Offensive Line

- Was a GA at Southern Miss in 2019
- Was previously at Coffeyville College for one season as the run game coordinator and offensive line coach
- Spent time at Utah State, UCF, Southern Miss and Arkansas State
- Played collegiately at Delta State and was a first team all-american in 2014 as a senior



ALEC BROWN **BOOTH**
Outside Linebackers

- Was previously at Washington, Georgia Tech, ULM, Eastern Kentucky and Murray State
- Started coaching career at Loachapoka HS in 2017
- Played two seasons at Auburn and was a member of the Southeastern Conference Academic Honor Roll in 2015 and 2015



SHARROD EVERETT
Football Chief of Staff

- Begins 19th season as a football administrator
- President of National Football Operations Organization
- Has spent time at Marshall, Vanderbilt, Florida State, Oregon, South Florida, WKU, Notre Dame, Tennessee State, Xavier and the Big 10 offices
- Three-time finalist for the Football Scoop National Director of Football Operations of the Year



REED GRABLE
General Manager

- Was previously at Marshall with Huff and helped the Herd to the 2024 Sun Belt title
- Manages all aspects of the roster and player recruiting
- Pro Liaison for the Golden Eagles
- Handles recruiting visits



KATE ROLL
Director of Football Administration

- Was previously at Marshall in a similar role as Manager of Football Operations
- Handles recruiting visits for future Golden Eagles
- Graduated from Michigan State and worked with the Spartan football team in the recruiting department



BEN ASHFORD
Director of Sports Performance

- Was at Marshall for four seasons with Huff
- Previously spent time at Samford for six seasons and Alabama for three
- Graduated from Auburn in 2004 and earned his Master's from Alabama in 2013

TALE OF THE TAPE

8.30 MISSISSIPPI STATE L, 34-17 ESPN	9.6 JACKSON STATE W, 38-20 ESPN+	9.13 APP STATE W, 38-22 ESPN+	9.20 LOUISIANA TECH L, 30-20 ESPN+	9.27 JACKSONVILLE STATE W, 42-25 ESPN+	10.9 GEORGIA SOUTHERN W, 38-35 ESPN2	10.18 LOUISIANA W, 22-10 ESPN+	10.25 ULM W, 49-21 ESPN+	11.8 ARKANSAS STATE W, 27-21 ESPNU	11.15 TEXAS STATE L, 41-14 ESPN+	11.22 SOUTH ALABAMA L, 42-35 ESPN+	11.29 TROY 2:30 p.m. ESPN+
---	---	--	---	---	---	---	---------------------------------------	---	---	---	---

DATE	OPPONENT	SCORE	OVERALL	SBC	START (CT)	DURATION	TEMP	ATTENDANCE
Sat., Aug. 30	Mississippi State	L, 34-17	0-1	--	11:03 a.m.	3:30	74°	33,485
Sat., Sept. 6	Jackson State	W, 38-20	1-1	--	4:02 p.m.	3:34	87°	32,011
Sat., Sept. 13	* App State	W, 38-22	2-1	1-0	6:02 p.m.	3:27	89°	24,534
Sat., Sept. 20	at Louisiana Tech	L, 30-20	2-2	--	6:32 p.m.	3:39	87°	17,108
Sat., Sept. 27	Jacksonville State	W, 42-25	3-2	--	6:02 p.m.	3:16	83°	25,034
Thurs., Oct. 9	* at Georgia Southern	W, 38-35	4-2	2-0	7:06 p.m.	3:41	67°	20,032
Sat., Oct. 18	* at Louisiana	W, 22-10	5-2	3-0	4:03 p.m.	3:12	79°	21,074
Sat., Oct. 26	* ULM	W, 49-21	6-2	4-0	2:33 p.m.	3:16	76°	27,111
Sat., Nov. 8	* at Arkansas State	W, 27-21	7-2	5-0	11:05 a.m.	3:37	71°	15,441
Sat., Nov. 15	* Texas State	L, 41-14	7-3	5-1	2:32 p.m.	3:10	75°	27,223
Sat., Nov. 22	* South Alabama	L, 42-35	7-4	5-2	2:32 p.m.	3:44	79°	17,601
Sat., Nov. 29	* Troy							

* - Sun Belt Game

SOUTHERN MISS TEAM STATS

	SOUTHERN MISS	OPPONENTS
SCORING	340	301
Points per game	30.9	27.4
Points off turnovers	61	41
FIRST DOWNS	241	249
Rushing	91	119
Passing	117	107
Penalty	33	23
RUSHING YARDAGE	1,549	1,986
Yards gained rushing	1,724	2,216
Yards lost rushing	175	230
Rushing attempts	403	472
Average per rush	3.8	4.2
Average per game	140.8	180.5
TDs rushing	17	27
PASSING YARDAGE	2,992	2,417
Comp-Att-Int	245-371-9	225-354-20
Average per pass	8.1	6.8
Average per catch	12.2	10.7
Average per game	272.0	219.7
TDs passing	24	10
TOTAL OFFENSE	4,541	4,403
Total plays	774	826
Average per play	5.9	5.3
Average per game	412.8	400.3
KICK RETURNS: # - Yards	13-285	13-316
PUNT RETURNS: # - Yards	14-173	14-63
INT RETURNS: # - Yards	20-341	9-201
FUMBLES - LOST	8-4	9-5
PENALTIES - YARDS	79-629	90-755
Average per game	57.2	68.6
PUNTS - YARDS	52-2,054	50-2,166
Average per punt	39.5	43.3
TIME OF POSSESSION/GAME	27:40	32:18
3RD-DOWN CONVERSIONS	63/155	72/164
4TH-DOWN CONVERSIONS	8/16	12/20
SACKS BY - YARDS	24-154	16-111
FIELD GOALS - ATTEMPTS	10-15	9-12
ON-SIDE KICKS	0-2	1-5
RED-ZONE SCORES	35-42 (83%)	34-43 (79%)
RED-ZONE TOUCHDOWNS	28-42 (67%)	29-43 (67%)
PAT-ATTEMPTS	44-44 (100%)	34-35 (97%)
ATTENDANCE AVG	169,398 (28,233)	91,229 (18,246)

RECORD BREAKDOWN

	2025 SEASON
Overall	7-4
Home	4-2
Away	3-2
Neutral	
Sun Belt	5-2
Non-Conference	2-2
Overtime	
vs. Ranked Opponent	
Day	2-3
Night	5-1
ABC	
ESPN	0-1
ESPN2	1-0
ESPN+	5-3
ESPNU	1-0
Scores First	3-0
Opponent Scores First	4-4
Leading after 1st Qtr	3-0
Trailing after 1st Qtr	1-4
Tied after 1st Qtr	3-0
Leading at Half	7-0
Trailing at Half	0-4
Tied at Half	
Leading after 3rd Qtr	7-0
Trailing after 3rd Qtr	0-4
Tied after 3rd Qtr	
Wins Coin Toss	5-1
Loses Coin Toss	2-3
Natural Grass	
Artificial Surface	7-4

SCORE BY QUARTER

	1	2	3	4	OT	Total
Southern Miss	72	89	76	103	0	340
Opponent	85	61	67	88	0	301



M.M ROBERTS STADIUM

- Stadium originally opened in 1932 as Faulkner Field and is commonly known as 'The Rock'
- A massive renovation occurred in which M.M. Roberts Stadium was dedicated in 1976
- The west side of the concrete stands formerly served as a dormitory space for student-athletes
- Capacity: 36,000
- Stadium record crowd is 36,641 vs. Mississippi State on Sept. 5, 2015
- M.M. Roberts was a former Golden Eagle letterwinner (1916) and Board of Trustees member
- The playing field changed names in 2004 to Carlisle-Faulkner Field in honor of Gene Carlisle, a Southern Miss graduate and local entrepreneur and helped raised funds to turf the field
- In 2008, the South End Zone was constructed and added nearly 4,000 seats. It also came with 32 suites
- The Rock has been home to two NFL Hall of Fame Players - Brett Favre and Ray Guy
- The surface Southern Miss plays on is Matrix Helix Real Fill. The newest surface was installed in the summer of 2023
- The Rock is the epicenter of where game days start in Hattiesburg. Southern Miss players and coaches, The Pride, Spirit Squads, and notable dignitaries partake in Eagle Walk before every game. The route circles the stadium and ends with the team entering the front of the Duff Athletic Center

#PACKTHEROCK RECORD CROWDS

ATTENDANCE	DATE	OPPONENT	RESULT
36,641	9/5/15	Mississippi State	L, 16-34
36,232	9/5/09	Alcorn State	W, 52-0
36,152	9/25/03	Nebraska	L, 14-38
35,169	8/31/02	Jackson State	W, 55-7
34,189	9/9/89	Mississippi State	L, 23-26
34,140	9/15/12	East Carolina	L, 14-24
33,687	10/31/87	Jackson State	W, 17-7
33,485	8/30/25	Mississippi State	L, 17-34
33,233	9/19/98	Texas A&M	L, 6-24
33,092	8/31/95	Northern Illinois	W, 45-13
33,000	9/25/76	Ole Miss	L, 0-28
32,925	11/5/11	UCF	W, 30-29
32,792	9/20/08	Louisiana	W, 51-21
32,756	9/19/81	Tulane	W, 21-3
32,685	10/22/11	SMU	W, 27-3
32,606	11/20/10	Houston	W, 59-41

TOP SEASON AVERAGES

1.	2009	30,696	184,178 / 6 games
2.	2008	30,079	180,475 / 6 games
3.	2010	29,400	176,400 / 6 games
4.	1981	29,381	117,522 / 4 games
5.	2006	28,994	173,963 / 6 games
6.	2004	28,964	144,821 / 5 games
7.	2003	28,645	171,870 / 6 games
8.	2016	28,588	171,525 / 6 games
9.	2000	28,509	114,036 / 4 games
10.	2011	28,400	170,402 / 6 games

SOUTHERN MISS QUICK FACTS

GENERAL

Location	Hattiesburg, Miss.
Founded	1910
Enrollment	13,170
Nickname	Golden Eagles
Colors	Black & Gold
Mascot	Seymour d'Campus
Stadium	Carlisle-Faulkner Field at M.M. Roberts Stadium
Capacity / All-Time Record	36,000 / 36,641 (2015)
Surface	Matrix Helix Real Fill
Affiliation	NCAA FBS
Conference	Sun Belt
University President	Dr. Joe Paul
Director of Athletics	Jeremy McClain
Faculty Athletic Rep	Dr. Joseph Weinberg
Official Website	SouthernMiss.com

HISTORY

First Year of Football	1912
All-Time Record	624-476-27
NCAA Record	477-355-7
Pre-NCAA Record	147-122-20
No. of Bowl Appearances (Record)	27 (12-15)
Last Bowl Appearance	2022 LendingTree Bowl
Result	W, 38-24 vs. Rice

TEAM INFORMATION

2024 Record	1-11
SBC Record / Finish	0-8 / 7th West
Offense / Defense	Multiple / Multiple
Starters Returning	4
Starters Lost	22

COACHING STAFF

Head Coach:	Charles Huff, first season
Alma Mater	Hampton (2005)
Record at USM / Year	2-1, first
Career Record / Year	34-21, fifth
Football Office Phone	601-266-4567
X	@CoachHuff
Best time to reach coach	Contact SID
General Manager:	Reed Grable
Chief of Staff:	Sharrod Everett
Offensive Coordinator/Quarterbacks:	Blake Anderson
Defensive Coordinator/Linebackers:	Jason Semore
Defensive Backs:	Dominique Bowman
Cornerbacks:	Taveze Calhoun
Offensive Line:	Sean Coughlin
Defensive Line:	Eric Mathies
Wide Receivers:	Aaron Dobson
Special Teams:	Joe Bolden
Running Backs:	Telly Lockette
Tight Ends:	Dalton Williams
Outside Linebacker Coach:	Alec Brown
Offensive Quality Control:	Brandon Bowling
Offensive Quality Control:	Jacob "Cob" Summers
Defensive Analyst:	Herbert Gamboa
Defensive Analyst:	Avi Rushinek
Head Athletic Trainer:	Aaron Estes
Assistant Athletic Trainer:	Aaron Hill
Special Teams Quality Control:	Luke Kerver
Director of Football Administration:	Kate Roll
Director of Player Personnel:	Jack Jacoby
Director of Football Technology:	Mat Rumschock
Video Graduate Assistant:	Seth Reisinger
Director of Sports Performance:	Ben Ashford
Assistant Director of Sports Performance:	Drew White

OFFENSE

WR 6	MICAH DAVIS	5-11	192	R-SR.
8	Bralon Brown	6-2	207	R-Sr.
WR 7	CARL CHESTER	6-3	203	R-SR.
11	Davis Dalton	6-3	212	R-Jr.
LT 63	BLAKE BUSTARD	6-7	301	GR.
56	Greg Nunnery	6-4	315	Sr.
LG 56	GREG NUNNERY	6-4	315	SR.
52	Cooper Frazier	6-4	305	GR.
C 67	BRODERICK ROMAN	6-1	300	R-SR.
52	Cooper Frazier	6-4	305	Gr.
RG 62	ALOALI'I MAUI	6-1	310	SR.
67	Broderick Roman	6-1	300	R-Sr.
RT 75	HAYES CREEL	6-7	319	R-JR.
58	RJ Whitehead	6-5	315	R-Jr.
TE 84	KADINN MORRIS	6-3	235	R-SR.
88	Kyirin Heath	6-5	240	Sr.
21	TJ Johnson	6-4	225	R-So.
WR 9	ELIJAH METCALF	5-6	175	R-SR.
2	Tychaun Chapman	5-8	180	R-Jr.
QB 1	BRAYLON BRAXTON	6-2	227	R-SR.
18	Landry Lyddy	6-0	195	R-Jr.
RB 0	JEFFERY PITTMAN	5-10	205	R-JR.
5	Matt Jones	5-8	205	R-Sr.
14	Robert Briggs	5-7	181	R-Jr.
24	Jaylin Carter	5-10	190	Fr.

DEFENSE

DE 14	J'MOND TAPP	6-3	255	R-JR.
5	JJ Hawkins	6-2	280	R-Jr.
NG 7	ISIAH GIBSON SR.	6-4	324	R-SR.
95	Mason Clinton	6-3	293	So.
DT 36	BRODARIUS LEWIS	6-2	300	GR.
98	Jaden McKinney	6-3	285	Jr.
DE 30	GARRICK PONDER	6-2	250	R-JR.
16	Jameer Lewis	6-2	230	Sr.
9	Jabari Ishmael	6-5	265	Sr.
MLB 35	CHRIS JONES	6-0	230	SO.
53	Joseph Harper	6-1	230	Sr.
WLB 17	MICHAEL MONTGOMERY	6-3	240	JR.
13	Mathis Haygood	6-3	230	So.
NICKEL 3	IAN FOSTER	5-10	180	SO.
18	MaLik Caswell	6-0	184	R-Fr.
CB 23	ANTHONY RICHARD, JR.	6-1	195	SR.
0	Brendan Toles	6-0	180	Sr.
CB 1	JOSH MOTEN	6-0	180	SR.
8	Ishmael Ibraheem	6-0	175	Jr.
S 41	AHMERE FOSTER	5-9	167	JR.
6	Dylan King	6-2	195	Jr.
S 22	COREY MYRICK	6-2	195	SO.
24	Josh Battle	5-11	202	Sr.

PRONUNCIATION GUIDE

2	Tychaun Chapman	Tie-Shawn
8	Ishmael Ibraheem	Ish-may-el Ee-bra-heem
9	Jabari Ishmael	Juh-bar-ee Ish-may-el
12	Guylijah Theodule	Guh-lie-ja Thee-a-dull
18	MaLik Caswell	Muh-leak
18	Landry Lyddy	Lid-dee
23	Anthony Richard, Jr.	Rih-chard
25	Josiah Basten	Joe-sy-uh Bast-en
26	Shaddai Carter	Sha-dye
41	Ahmere Foster	Uh-mear
48	Colin Kapilovic	Kuh-pill-uh-vick
62	Aloali'i Maui	A-low-uh-la
77	Chase Malamala	Mal-uh-mal-uh
78	Jez Janvier	John-vee-ay
81	Cace Reed	Case
84	Kadinn Morris	Caden
88	Kyirin Heath	Ky-wren
91	Quinzavious Warren	Quin-Zay-vee-us
96	Reed Harradine	Hair-uh-dine

SPECIALISTS

KO 96	REED HARRADINE	6-3	225	SO.
40	Creighton Wilbanks	5-10	185	Fr.
PK 40	CREIGHTON WILBANKS	5-10	185	FR.
96	Reed Harradine	6-3	225	So.
P 29	JACK MURLEY	- OR - 6-2	215	FR.
96	Reed Harradine	6-3	225	So.
DS 46	LUKE BEARD	6-1	225	SO.
30	Andrew Tate	5-10	205	Jr.
H 17	KYLE MCCORMICK	6-1	195	JR.
KR 3	IAN FOSTER	5-10	180	SO.
6	MICAH DAVIS	5-11	192	R-SR.
PR 3	CHUCK MONTGOMERY	5-10	180	SR.
9	Elijah Metcalf	5-6	175	R-Sr.

2025 ROSTER BREAKDOWN

NUMERICAL

NO	NAME	POS	HT	WT	CL.	HOMETOWN / PREVIOUS SCHOOL
0	Jeffery Pittman	RB	6-1	215	R-Sr.	Taylorville, Miss. / Mississippi State
0	Brendan Toles	CB	6-0	181	R-Sr.	Oxford, Miss. / Lafayette HS
1	Braylon Braxton	QB	6-2	230	R-Sr.	Frisco, Texas / Marshall
1	Josh Moten	CB	6-0	180	Sr.	Waldorf, Md. / Marshall
2	Tychaun Chapman	WR	6-0	180	R-Jr.	Virginia Beach, Va. / Marshall
2	Dominick Hill	SAF	6-1	210	R-Sr.	Orlando, Fla. / Liberty
3	Ian Foster	SAF	5-10	195	R-So.	Brundidge, Ala. / Marshall
3	Chuck Montgomery	WR	5-10	182	R-Sr.	Seffner, Fla. / Marshall
5	JJ Hawkins	DL	6-2	280	R-Jr.	Lawrenceville, Ga. / Marshall
5	Matt Jones	RB	6-0	202	R-Sr.	Jackson, Miss. / Ole Miss
6	Micah Davis	WR	6-0	195	R-Sr.	Atlanta, Ga. / Ole Miss
6	Dylan King	SAF	6-2	190	R-Jr.	Nashville, Tenn. / East Mississippi CC
7	Carl Chester	WR	6-3	200	R-Sr.	Manor, Texas / Marshall
7	Isaiah Gibson, Sr.	DL	6-4	320	R-Sr.	Springfield, Ohio / Marshall
8	Bralon Brown	WR	6-2	205	R-Sr.	Miramar, Fla. / Marshall
8	Ishmael Ibraheem	CB	6-0	180	R-Jr.	Dallas, Texas / Marshall
9	Jabari Ishmael	DL	6-6	270	R-Sr.	Miami, Fla. / Marshall
9	Elijah Metcalf	WR	5-9	170	R-Sr.	Charlotte, N.C. / Marshall
11	Davis Dalton	WR	6-3	210	R-Jr.	Madison, Miss. / Madison-Ridgeland Academy
11	Jonathan Pennix	CB	6-0	180	R-So.	Concord, Va. / Virginia Tech
12	Guylijah Theodule	CB	6-2	175	So.	Miami, Fla. / Marshall
12	John White	QB	6-0	210	R-Fr.	West, Miss. / Madison Ridgeland Academy
13	Mathis Haygood	LB	6-3	228	R-So.	Fayetteville, Ga. / Marshall
13	Grant Page	WR	6-2	200	R-Jr.	Boulder, Colo. / Utah State
14	Robert Briggs	RB	5-9	185	R-Jr.	Bellville, Texas / Utah State
14	J'Mond Tapp	DL	6-3	275	R-Jr.	Donaldsonville, La. / Arizona State
15	Kyle Davis	DL	6-3	295	R-Sr.	Bloomfield, Conn. / Howard
15	Jacobe Robinson	QB	6-3	220	R-So.	Henderson, Texas / Boston College
16	Denzel Gardner	QB	6-0	215	Fr.	Hyattsville, M.D. / DeMatha Catholic HS
16	Jameer Lewis	DL	6-2	230	Sr.	McComb, Miss. / Southwest Mississippi CC
17	Kyle McCormick	QB	6-1	200	R-Jr.	Lincoln, Calif. / La Costa Canyon HS
17	Michael Montgomery	LB	6-4	250	Jr.	Seattle, Wash. / Portland State
18	MaLik Caswell	SAF	6-0	180	R-Fr.	Midway, Ga. / Marshall
18	Landry Lyddy	QB	6-0	200	R-Jr.	Stonewall, La. / UAB
19	Shane King	TE	6-5	230	Fr.	Gainesville, Ga. / Gainesville HS
19	Malakai Murphy	CB	6-1	195	So.	Starke, Fla. / Colorado
20	Robert Henderson	RB	5-9	185	Fr.	Griffin, Ga. / Spalding HS
20	Cameron Knox	SAF	5-8	190	R-Jr.	New Albany, Miss. / New Albany HS
21	Khalil Foster	SAF	5-11	180	Fr.	Brundidge, Ala. / Pike County HS
21	TJ Johnson	TE	6-4	230	R-So.	Chesapeake, Va. / West Virginia
22	Jermane Hayes	WR	6-0	165	Fr.	University, Fla. / University HS
22	Corey Myrick	SAF	6-3	200	So.	Cincinnati, Ohio / Marshall
23	Trey Horne	WR	6-2	190	R-So.	Columbia, S.C. / Georgia Tech
23	Anthony Richard, Jr.	CB	6-2	195	R-Sr.	Lafayette, La. / Marshall
24	Josh Battle	SAF	6-0	205	R-Sr.	Hoschton, Ga. / Chattanooga
24	Jaylin Carter	ATH	5-10	190	Fr.	Valdosta, Ga. / Lowndes HS
25	Josiah Basten	RB	5-9	180	R-So.	Bonduel, Wisc. / UW - Platteville
25	Zach Ruffin	LB	6-3	198	Fr.	Philadelphia, Miss. / Neshoba Central HS
26	Logan Gregory	P	5-11	185	Sr.	Clearwater, Fla. / West Florida
27	Malachi Henderson	LB	6-0	210	Fr.	Hattiesburg, Miss. / Oak Grove HS
29	Jackson Klein	DL	6-1	290	R-Fr.	Boca Raton, Fla. / Marshall
29	Jack Murley	P	6-2	215	Fr.	Cranbourne North, Victoria, Australia / Universal School
30	Garrick Ponder	DL	6-2	250	R-Jr.	St. Petersburg, Fla. / North Alabama
30	Andrew Tate	LS	5-10	205	Jr.	Madden, Miss. / Hinds CC
31	Zachariah Keith	DL	6-6	250	R-So.	Douglasville, Ga. / West Virginia
32	Peyton Anderson	LB	6-3	215	R-Jr.	Columbia, Miss. / Jones College
32	Fred Nicholson	LS	5-10	215	Fr.	Gautier, Miss. / Gautier HS
33	Avery Sledge	LB	6-2	220	Jr.	Hattiesburg, Miss. / Mississippi State
35	Chris Jones	LB	6-0	230	So.	Byram, Miss. / Hartfield Academy

ALPHABETICAL

NO	NAME	POS
32	Peyton Anderson	LB
70	Christian Anderson	OL
39	Javarion Barnett	DB
25	Josiah Basten	RB
24	Josh Battle	SAF
46	Luke Beard	LS
1	Braylon Braxton	QB
73	Hayden Breal	OL
14	Robert Briggs	RB
8	Bralon Brown	WR
87	Caston Brown	TE
63	Blake Bustard	OL
24	Jaylin Carter	ATH
79	Liam Cassidy	OL
18	MaLik Caswell	SAF
2	Tychaun Chapman	WR
7	Carl Chester	WR
95	Mason Clinton	DL
75	Hayes Creel	OL
11	Davis Dalton	WR
6	Micah Davis	WR
15	Kyle Davis	DL
72	Jahmir Davis	OL
89	Mike Duran	WR
38	Zion Edwards	LB
76	Larry Edwards	OL
3	Ian Foster	SAF
21	Khalil Foster	SAF
41	Ahmere Foster	SAF
52	Cooper Frazier	OL
16	Denzel Gardner	QB
7	Isaiah Gibson, Sr.	DL
82	Connor Gooding	TE
26	Logan Gregory	P
92	David Griffin	DL
80	Zavian Hales	WR
90	Najae Hallenbeck	DL
53	Joseph Harper	LB
96	Reed Harradine	K
5	JJ Hawkins	DL
22	Jermane Hayes	WR
59	Chris Hayes	DL
13	Mathis Haygood	LB
88	Kyirin Heath	TE
20	Robert Henderson	RB
27	Malachi Henderson	LB
2	Dominick Hill	SAF
23	Trey Horne	WR
8	Ishmael Ibraheem	CB
9	Jabari Ishmael	DL
78	Jez Janvier	OL
21	TJ Johnson	TE
5	Matt Jones	RB
35	Chris Jones	LB
48	Colin Kapilovic	LS
31	Zachariah Keith	DL
6	Dylan King	SAF
19	Shane King	TE
97	Elijah Kinsler	DL

2025 ROSTER BREAKDOWN

NUMERICAL

NO	NAME	POS	HT	WT	CL.	HOMETOWN / PREVIOUS SCHOOL
36	Brodarius Lewis	DL	6-2	295	Gr.	Prattville, Ala. / Jones College
37	Eric Thomas, Jr.	DL	6-3	280	Gr.	Pensacola, Fla. / Arkansas
38	Zion Edwards	LB	5-10	220	R-Jr.	Petal, Miss. / Northwest Mississippi CC
39	Javarion Barnett	DB	5-10	180	Jr.	Montgomery, Ala. / Highland CC
40	Creighton Wilbanks	K	5-10	185	Fr.	Mandeville, La. / Mandeville HS
41	Ahmere Foster	SAF	5-10	180	Jr.	Miami, Fla. / Marshall
42	Cannon McClain	SAF	6-4	170	R-So.	Hattiesburg, Miss. / Delta State
43	Tyrese Weeks	RB	5-10	252	R-So.	Queens, N.Y. / Central State
46	Luke Beard	LS	6-1	220	R-So.	Ackerman, Miss. / Mississippi State
48	Colin Kapilovic	LS	5-11	210	Fr.	Tuscaloosa, Ala. / Northridge HS
52	Cooper Frazier	OL	6-3	300	Gr.	Corinth, Miss. / Samford
53	Joseph Harper	LB	6-1	235	Sr.	Baldwyn, Miss. / Baldwyn HS
54	Amir Leonard-Jean Charles	DL	6-5	305	Fr.	Brooklyn, N.C. / Lipscomb Academy (Tenn.)
55	Carlos Slayden II	OL	6-3	300	R-Jr.	Corpus Christi, Texas / Troy
56	Greg Nunnery	OL	6-4	320	Sr.	McComb, Miss. / Mississippi Gulf Coast CC
57	Jeramie Posey	DL	6-3	270	R-So.	Hattiesburg, Miss. / Oak Grove HS
58	RJ Whitehead	OL	6-5	320	R-Jr.	Horn Lake, Miss. / UTEP
59	Chris Hayes	DL	6-3	260	R-So.	Starkville Miss. / Starkville HS
62	Aloali'i Maui	OL	6-1	310	Sr.	Pago Pago, American Samoa / Utah State
63	Blake Bustard	OL	6-7	310	Gr.	Muskegon, Mich / Eastern Michigan
64	Camden Myers	OL	6-3	305	R-Fr.	Irmo, S.C. / Western Carolina
67	Broderick Roman	OL	6-1	300	R-Sr.	Lansing, Mich. / Eastern Michigan
70	Christian Anderson	OL	6-6	300	R-Jr.	Atlanta, Ga. / Alabama A&M
72	Jahmir Davis	OL	6-4	295	Fr.	Cincinnati, Ohio / LaSalle HS
73	Hayden Breal	OL	6-0	320	R-Fr.	Mobile, Ala. / UMS-Wright
74	Luke Rogers	OL	6-3	290	R-So.	Brandon, Miss. / Brandon HS
75	Hayes Creel	OL	6-7	320	R-Jr.	Mt. Hermon, La. / McNeese
76	Larry Edwards	OL	6-4	285	R-Fr.	Belzoni, Miss. / Humphreys County HS
77	Chase Malamala	OL	6-6	300	R-Fr.	Palm Beach Gardens, Fla. / UCF
78	Jez Janvier	OL	6-5	305	R-Sr.	Montreal, Quebec / Eastern Michigan
79	Liam Cassidy	OL	6-4	325	So.	Portland, Ore. / Coffeyville CC
80	Zavian Hales	WR	6-2	195	R-Sr.	Brandon, Miss. / Brandon HS
81	Cace Reed	WR	5-7	150	So.	Hammond, La. / Marshall
82	Connor Gooding	TE	6-4	225	Fr.	Gilbert, S.C. / Gilbert HS
83	Dillon Rowley	WR	5-10	175	Fr.	Columbia, Miss. / Columbia HS
84	Kadinn Morris	TE	6-3	238	R-Sr.	Denham Springs, La. / Western Michigan
85	Elijah Zamora	WR	5-10	175	R-Fr.	Bedford, Texas / SE Oklahoma State
86	Israel Leamon	WR	6-0	175	Fr.	Greer, S.C. / Riverside HS
87	Caston Brown	TE	6-1	225	R-Fr.	Hattiesburg, Miss. / Oak Grove HS
88	Kyirin Heath	TE	6-5	240	Sr.	Mansfield, Texas / Ole Miss
88	Christopher Stokes	DL	6-3	300	R-Fr.	Dallas, Ga. / Marshall
89	Mike Duran	WR	6-0	175	R-Fr.	Miami, Fla. / FIU
90	Najae Hallenbeck	DL	6-5	350	R-Sr.	Lakewood, N.J. / Wagner
91	Quinzavious Warren	DL	6-2	330	R-Sr.	Canton, Miss. / UTEP
92	David Griffin	DL	6-1	285	R-So.	New Orleans, La. / Holy Cross HS
94	Kaden Morgan	K	5-11	173	R-Jr.	Spring, Texas / UT Martin
95	Mason Clinton	DL	6-5	300	So.	Hattiesburg, Miss. / East Mississippi CC
96	Reed Harradine	K	6-3	230	R-So.	Birmingham, Ala. / Grambling
97	Elijah Kinsler	DL	6-2	265	So.	Oradell, N.J. / West Virginia
98	Jaden Mckinney	DL	6-3	300	Jr.	Collierville, Tenn. / Austin Peay
99	Cameron Mackey	DL	6-3	290	R-So.	Clarksdale, Miss. / Clarksdale HS

ALPHABETICAL

NO	NAME	POS
29	Jackson Klein	DL
20	Cameron Knox	SAF
86	Israel Leamon	WR
54	Amir Leonard-Jean Charles	DL
16	Jameer Lewis	DL
36	Brodarius Lewis	DL
18	Landry Lyddy	QB
99	Cameron Mackey	DL
77	Chase Malamala	OL
62	Aloali'i Maui	OL
42	Cannon McClain	SAF
17	Kyle McCormick	QB
98	Jaden Mckinney	DL
9	Elijah Metcalf	WR
3	Chuck Montgomery	WR
17	Michael Montgomery	LB
94	Kaden Morgan	K
84	Kadinn Morris	TE
1	Josh Moten	CB
29	Jack Murley	P
19	Malakai Murphy	CB
64	Camden Myers	OL
22	Corey Myrick	SAF
32	Fred Nicholson	LS
56	Greg Nunnery	OL
13	Grant Page	WR
11	Jonathan Pennix	CB
0	Jeffery Pittman	RB
30	Garrick Ponder	DL
57	Jeramie Posey	DL
81	Cace Reed	WR
23	Anthony Richard, Jr.	CB
15	Jacobe Robinson	QB
74	Luke Rogers	OL
67	Broderick Roman	OL
83	Dillon Rowley	WR
25	Zach Ruffin	LB
55	Carlos Slayden II	OL
33	Avery Sledge	LB
88	Christopher Stokes	DL
14	J'Mond Tapp	DL
30	Andrew Tate	LS
12	Guylijah Theodule	CB
37	Eric Thomas, Jr.	DL
0	Brendan Toles	CB
91	Quinzavious Warren	DL
43	Tyrese Weeks	RB
12	John White	QB
58	RJ Whitehead	OL
40	Creighton Wilbanks	K
85	Elijah Zamora	WR

2025 ROSTER BREAKDOWN

QUARTERBACKS

1	Braylon Braxton	QB	6-2	227	R-Sr.	Frisco, Texas / Marshall
12	John White	QB	6-0	205	R-Fr.	West, Miss. / Madison Ridgeland Academy
15	Jacobe Robinson	QB	6-3	220	R-So.	Henderson, Texas / Boston College
16	Denzel Gardner	QB	6-0	215	Fr.	Hyattsville, M.D. / DeMatha Catholic HS
17	Kyle McCormick	QB	6-1	195	R-Jr.	Lincoln, Calif. / La Costa Canyon HS
18	Landry Lyddy	QB	6-0	195	R-Jr.	Stonewall, La. / UAB

RUNNING BACKS

0	Jeffery Pittman	RB	5-10	205	R-Sr.	Taylorville, Miss. / Mississippi State
5	Matt Jones	RB	5-8	205	R-Sr.	Jackson, Miss. / Ole Miss
14	Robert Briggs	RB	5-7	181	R-Jr.	Bellville, Texas / Utah State
20	Robert Henderson	RB	5-9	180	Fr.	Griffin, Ga. / Spalding HS
24	Jaylin Carter	ATH	5-10	205	R-Jr.	Valdosta, Ga. / Lowndes HS
25	Josiah Basten	RB	5-9	189	R-So.	Bonduel, Wisc. / UW - Platteville
43	Tyrese Weeks	RB	5-10	252	R-So.	Queens, N.Y. / Central State

WIDE RECEIVERS

2	Tychaun Chapman	WR	5-8	180	R-Jr.	Virginia Beach, Va. / Marshall
3	Chuck Montgomery	WR	5-10	180	R-Sr.	Seffner, Fla. / Marshall
6	Micah Davis	WR	5-11	192	R-Sr.	Atlanta, Ga. / Ole Miss
7	Carl Chester	WR	6-3	203	R-Sr.	Manor, Texas / Marshall
8	Bralon Brown	WR	6-2	207	R-Sr.	Miramar, Fla. / Marshall
9	Elijah Metcalf	WR	5-9	175	R-Sr.	Charlotte, N.C. / Marshall
11	Davis Dalton	WR	6-3	212	R-Jr.	Madison, Miss. / Madison-Ridgeland Academy
13	Grant Page	WR	6-2	205	R-Jr.	Boulder, Colo. / Utah State
22	Jermane Hayes	WR	5-10	165	Fr.	University, Fla. / University HS
23	Trey Horne	WR	6-2	180	R-So.	Columbia, S.C. / Georgia Tech
80	Zavian Hales	WR	6-2	195	R-Sr.	Brandon, Miss. / Brandon HS
81	Cace Reed	WR	5-7	150	So.	Hammond, La. / Marshall
83	Dillon Rowley	WR	5-10	175	Fr.	Columbia, Miss. / Columbia HS
85	Elijah Zamora	WR	5-10	175	R-Fr.	Bedford, Texas / SE Oklahoma State
86	Israel Leamon	WR	6-0	175	Fr.	Greer, S.C. / Riverside HS
89	Mike Duran	WR	6-0	175	R-Fr.	Miami, Fla. / FIU

TIGHT ENDS

19	Shane King	TE	6-5	235	Fr.	Gainesville, Ga. / Gainesville HS
21	TJ Johnson	TE	6-4	225	R-So.	Chesapeake, Va. / West Virginia
82	Connor Gooding	TE	6-4	220	Fr.	Gilbert, S.C. / Gilbert HS
84	Kadinn Morris	TE	6-3	235	R-Sr.	Denham Springs, La. / Western Michigan
88	Kyirin Heath	TE	6-5	240	Sr.	Mansfield, Texas / Ole Miss
87	Caston Brown	TE	6-1	227	R-Fr.	Hattiesburg, Miss. / Oak Grove HS

OFFENSIVE LINE

52	Cooper Frazier	OL	6-3	300	Gr.	Corinth, Miss. / Samford
55	Carlos Slayden II	OL	6-2	290	R-Jr.	Corpus Christi, Texas / Troy
56	Greg Nunnery	OL	6-4	315	Sr.	McComb, Miss. / Mississippi Gulf Coast CC
58	RJ Whitehead	OL	6-5	315	R-Jr.	Horn Lake, Miss. / UTEP
62	Aloali'i Maui	OL	6-1	310	Sr.	Pago Pago, American Samoa / Utah State
63	Blake Bustard	OL	6-7	310	Gr.	Muskegon, Mich / Eastern Michigan
64	Camden Myers	OL	6-3	315	R-Fr.	Irmo, S.C. / Western Carolina
67	Broderick Roman	OL	6-1	300	R-Sr.	Lansing, Mich. / Eastern Michigan
70	Christian Anderson	OL	6-6	295	R-Jr.	Atlanta, Ga. / Alabama A&M
72	Jahmir Davis	OL	6-4	295	Fr.	Cincinnati, Ohio / LaSalle HS
73	Hayden Breal	OL	6-0	317	R-Fr.	Mobile, Ala. / UMS-Wright
74	Luke Rogers	OL	6-3	290	R-So.	Brandon, Miss. / Brandon HS
75	Hayes Creel	OL	6-7	319	R-Jr.	Mt. Hermon, La. / McNeese
76	Larry Edwards	OL	6-4	275	R-Fr.	Belzoni, Miss. / Humphreys County HS
77	Chase Malamala	OL	6-6	295	R-Fr.	Palm Beach Gardens, Fla. / UCF
78	Jez Janvier	OL	6-5	315	R-Sr.	Montreal, Quebec / Eastern Michigan
79	Liam Cassidy	OL	6-4	330	So.	Portland, Ore. / Coffeyville CC

BY STATE

ALABAMA (7)

21	Khalil Foster	Brundidge
36	Brodarius Lewis	Prattville
96	Reed Harradine	Birmingham
39	Javarion Barnett	Montgomery
48	Colin Kapilovic	Tuscaloosa
73	Hayden Breal	Mobile
3	Ian Foster	Brundidge

CALIFORNIA (1)

17	Kyle McCormick	Lincoln
----	----------------	---------

COLORADO (1)

13	Grant Page	Boulder
----	------------	---------

CONNECTICUT (1)

15	Kyle Davis	Bloomfield
----	------------	------------

FLORIDA (15)

12	Guylijah Theodule	Miami
19	Malakai Murphy	Starke
37	Eric Thomas, Jr.	Pensacola
9	Jabari Ishmael	Miami
29	Jackson Klein	Boca Raton
30	Garrick Ponder	St. Petersburg
77	Chase Malamala	Palm Beach Gardens
26	Logan Gregory	Clearwater
2	Dominick Hill	Orlando
41	Ahmere Foster	Miami
3	Chuck Montgomery	Seffner
8	Bralon Brown	Miramar
22	Jermane Hayes	University
89	Mike Duran	Miami

GEORGIA (11)

24	Jaylin Carter	Valdosta
24	Josh Battle	Hoschton
5	JJ Hawkins	Lawrenceville
31	Zachariah Keith	Douglasville
88	Christopher Stokes	Dallas
13	Mathis Haygood	Fayetteville
70	Christian Anderson	Atlanta
20	Robert Henderson	Griffin
18	MaLik Caswell	Midway
19	Shane King	Gainesville
6	Micah Davis	Atlanta

LOUISIANA (8)

23	Anthony Richard, Jr.	Lafayette
14	J'Mond Tapp	Donalsonville
92	David Griffin	New Orleans
40	Creighton Wilbanks	Mandeville
75	Hayes Creel	Mt. Hermon
18	Landry Lyddy	Stonewall
84	Kadinn Morris	Denham Springs
81	Cace Reed	Hammond

MARYLAND (2)

16	Denzel Gardner	Hyattsville
1	Josh Moten	Waldorf

MICHIGAN (2)

67	Broderick Roman	Lansing
63	Blake Bustard	Muskegon

MISSISSIPPI (31)

0	Jeffery Pittman	Taylorville
0	Brendan Toles	Oxford
16	Jameer Lewis	McComb
57	Jeramie Posey	Hattiesburg
59	Chris Hayes	Starkville
91	Quinzavious Warren	Canton
95	Mason Clinton	Hattiesburg
99	Cameron Mackey	Clarksdale
25	Zach Ruffin	Philadelphia
27	Malachi Henderson	Hattiesburg
32	Peyton Anderson	Columbia
33	Avery Sledge	Hattiesburg

MISSISSIPPI CONT.

2025 ROSTER BREAKDOWN

DEFENSIVE BACKS

0	Brendan Toles	CB	6-0	180	R-Sr.	Oxford, Miss. / Lafayette HS
1	Josh Moten	CB	6-0	180	Sr.	Waldorf, Md. / Marshall
2	Dominick Hill	SAF	6-1	205	R-Sr.	Orlando, Fla. / Liberty
3	Ian Foster	SAF	5-10	180	R-So.	Brundidge, Ala. / Marshall
6	Dylan King	DB	6-2	195	R-Jr.	Nashville, Tenn. / East Mississippi CC
8	Ishmael Ibraheem	DB	6-0	175	R-Jr.	Dallas, Texas / Marshall
11	Jonathan Pennix	CB	6-0	180	R-So.	Concord, Va. / Virginia Tech
12	Guylijah Theodule	CB	6-1	170	So.	Miami, Fla. / Marshall
18	MaLik Caswell	SAF	6-0	184	R-Fr.	Midway, Ga. / Marshall
19	Malakai Murphy	CB	6-1	185	So.	Starke, Fla. / Colorado
20	Cameron Knox	SAF	5-8	190	R-Jr.	New Albany, Miss. / New Albany HS
21	Khalil Foster	DB	5-11	180	Fr.	Brundidge, Ala. / Pike County HS
22	Corey Myrick	SAF	6-2	195	So.	Cincinnati, Ohio / Marshall
23	Anthony Richard, Jr.	CB	6-1	195	R-Sr.	Lafayette, La. / Marshall
24	Josh Battle	DB	5-11	202	R-Sr.	Hoschton, Ga. / Chattanooga
39	Javarion Barnett	DB	5-10	180	Jr.	Montgomery, Ala. / Highland CC
41	Ahmere Foster	SAF	5-9	167	Jr.	Miami, Fla. / Marshall
42	Cannon McClain	SAF	6-4	170	R-So.	Hattiesburg, Miss. / Delta State

DEFENSIVE LINE

5	JJ Hawkins	DE	6-2	265	R-Jr.	Lawrenceville, Ga. / Marshall
7	Isaiah Gibson, Sr.	DL	6-4	325	R-Sr.	Springfield, Ohio / Marshall
9	Jabari Ishmael	DL	6-5	265	R-Sr.	Miami, Fla. / Marshall
14	J'Mond Tapp	DL	6-3	255	R-Jr.	Donaldsonville, La. / Arizona State
15	Kyle Davis	DL	6-3	262	R-Sr.	Bloomfield, Conn. / Howard
16	Jameer Lewis	DL	6-2	230	Sr.	McComb, Miss. / Southwest Mississippi CC
29	Jackson Klein	DL	6-1	258	R-Fr.	Boca Raton, Fla. / Marshall
30	Garrick Ponder	DL	6-6	250	R-Jr.	St. Petersburg, Fla. / North Alabama
31	Zachariah Keith	DL	6-6	255	R-So.	Douglasville, Ga. / West Virginia
36	Brodarius Lewis	DT	6-2	300	Gr.	Prattville, Ala. / Jones College
37	Eric Thomas, Jr.	DE	6-2	265	Gr.	Pensacola, Fla. / Arkansas
54	Amir Leonard-Jean Charles	DL	6-4	295	Fr.	Brooklyn, N.C. / Lipscomb Academy (Tenn.)
57	Jeramie Posey	DL	6-3	270	R-So.	Hattiesburg, Miss. / Oak Grove HS
59	Chris Hayes	DL	6-3	250	R-So.	Starkville Miss. / Starkville HS
88	Christopher Stokes	DL	6-3	300	R-Fr.	Dallas, Ga. / Marshall
90	Najae Hallenbeck	DL	6-5	350	R-Sr.	Lakewood, N.J. / Wagner
91	Quinzavious Warren	DL	6-1	320	R-Sr.	Canton, Miss. / UTEP
92	David Griffin	DL	6-1	290	R-So.	New Orleans, La. / Holy Cross HS
95	Mason Clinton	DL	6-5	293	So.	Hattiesburg, Miss. / East Mississippi CC
97	Elijah Kinsler	DL	6-2	270	So.	Oradell, N.J. / West Virginia
98	Jaden Mckinney	DL	6-3	285	Jr.	Collierville, Tenn. / Austin Peay
99	Cameron Mackey	DL	6-3	290	R-So.	Clarksdale, Miss. / Clarksdale HS

LINEBACKERS

13	Mathis Haygood	LB	6-3	230	R-So.	Fayetteville, Ga. / Marshall
17	Michael Montgomery	LB	6-3	240	Jr.	Seattle, Wash. / Portland State
25	Zach Ruffin	LB	6-3	200	Fr.	Philadelphia, Miss. / Neshoba Central HS
27	Malachi Henderson	LB	6-0	220	Fr.	Hattiesburg, Miss. / Oak Grove HS
32	Peyton Anderson	LB	6-1	215	R-Jr.	Columbia, Miss. / Jones College
33	Avery Sledge	LB	6-2	215	Jr.	Hattiesburg, Miss. / Mississippi State
35	Chris Jones	LB	6-0	230	So.	Byram, Miss. / Hartfield Academy
38	Zion Edwards	LB	5-10	220	R-Jr.	Petal, Miss. / Northwest Mississippi CC
53	Joseph Harper	LB	6-1	230	Sr.	Baldwyn, Miss. / Baldwyn HS

SPECIALISTS

26	Logan Gregory	P	5-11	185	Sr.	Clearwater, Fla. / West Florida
29	Jack Murley	P	6-2	215	Fr.	Cranbourne North, Victoria, Australia / Universal School
30	Andrew Tate	LS	5-10	205	Jr.	Madden, Miss. / Hinds CC
32	Fred Nicholson	LS	5-10	215	Fr.	Gautier, Miss. / Gautier HS
46	Luke Beard	LS	6-1	225	R-So.	Ackerman, Miss. / Mississippi State
48	Colin Kapilovic	LS	5-11	215	Fr.	Tuscaloosa, Ala. / Northridge HS
49	Kinnick Manley	LS	6-2	210	R-Jr.	Firestone, Colo. / FIU
40	Creighton Wilbanks	K	5-10	180	Fr.	Mandeville, La. / Mandeville HS
94	Kaden Morgan	K	5-11	175	R-Jr.	Spring, Texas / UT Martin
96	Reed Harradine	K	6-3	225	R-So.	Birmingham, Ala. / Grambling

35	Chris Jones	Byram
38	Zion Edwards	Petal
53	Joseph Harper	Baldwyn
30	Andrew Tate	Madden
32	Fred Nicholson	Gautier
46	Luke Beard	Ackerman
52	Cooper Frazier	Corinth
56	Greg Nunnery	McComb
58	RJ Whitehead	Horn Lake
74	Luke Rogers	Brandon
76	Larry Edwards	Belzoni
12	John White	West
5	Matt Jones	Jackson
20	Cameron Knox	New Albany
87	Caston Brown	Hattiesburg
11	Davis Dalton	Madison
80	Zavian Hales	Brandon
83	Dillon Rowley	Columbia
42	Cannon McClain	Hattiesburg

NORTH CAROLINA (2)

54	Amir Leonard-Jean Charles	Brooklyn
9	Elijah Metcalf	Charlotte

NEW JERSEY (2)

90	Najae Hallenbeck	Lakewood
97	Elijah Kinsler	Oradell

NEW YORK (1)

43	Tyrese Weeks	Queens
----	--------------	--------

OHIO (3)

7	Isaiah Gibson, Sr.	Springfield
72	Jahmir Davis	Cincinnati
22	Corey Myrick	Cincinnati

OREGON (1)

79	Liam Cassidy	Portland
----	--------------	----------

SOUTH CAROLINA (4)

64	Camden Myers	Irmo
82	Connor Gooding	Gilbert
23	Trey Horne	Columbia
86	Israel Leamon	Greer

TENNESSEE (2)

6	Dylan King	Nashville
98	Jaden Mckinney	Collierville

TEXAS (9)

8	Ishmael Ibraheem	Dallas
94	Kaden Morgan	Spring
55	Carlos Slayden II	Corpus Christi
1	Braylon Braxton	Frisco
15	Jacobe Robinson	Henderson
14	Robert Briggs	Bellville
88	Kyirin Heath	Mansfield
7	Carl Chester	Manor
85	Elijah Zamora	Bedford

VIRGINIA (3)

11	Jonathan Pennix	Concord
21	TJ Johnson	Chesapeake
2	Tychaun Chapman	Virginia Beach

WASHINGTON (1)

17	Michael Montgomery	Seattle
----	--------------------	---------

WISCONSIN (1)

25	Josiah Basten	Bonduel
----	---------------	---------

AMERICAN SAMOA (1)

62	Aloali'i Maui	Pago Pago
----	---------------	-----------

AUSTRALIA (1)

32	Jack Murley	Cranbourne North, Victoria
----	-------------	----------------------------

CANADA (1)

78	Jez Janvier	Montreal
----	-------------	----------

THE LAST TIME...

RUSHING

100 yards	140 - Jeffery Pittman at Georgia Southern, 10/9/25
200 yards	247 - Frank Gore Jr. at App State, 10/28/23
300 yards	329 - Frank Gore Jr. vs. Rice, 12/17/22
50+ yard touchdown	70 - Kenyon Clay vs. Southeastern, 9/7/24
Two 100-yard performances	128 - Ito Smith vs. Savannah State, 9/10/16
(same game)	116 - George Payne vs. Savannah State, 9/10/16
3 TDs	3 - Kevin Perkins vs. North Alabama, 11/7/20
4 TDs	4 - Tate Whatley vs. Liberty, 10/24/20
5 TDs	5 - Austin Davis vs. UAB, 11/1/08

PASSING

20 completions	31 - Braylon Braxton at South Alabama, 11/22/25
300 yards	400 - Braylon Braxton at South Alabama, 11/22/25
400 yards	400 - Braylon Braxton at South Alabama, 11/22/25
500 yards	591 - Nick Mullens, 10/1/16
50+ yard touchdown pass	52 - Braylon Braxton to Carl Chester at South Alabama, 11/22/25
75+ yard touchdown pass	76 - Landry Lyddy to Elijah Metcalf at Arkansas State, 11/8/25
3 TDs	3 - Braylon Braxton at South Alabama, 11/22/25
4 TDs	4 - Braylon Braxton vs. ULM, 10/25/25

RECEIVING

10+ receptions	10 - Elijah Metcalf vs. Texas State, 11/15/25
100 yards	128 (5) - Carl Chester at South Alabama, 11/22/25
200 yards	209 (7) - Quez Watkins at Troy, 9/14/19
Two 100-yard performances	180 (11) - Jaylond Adams at Troy, 9/14/19
(same game)	209 (7) - Quez Watkins at Troy, 9/14/19
Two with two receiving touchdowns	2 - Ito Smith at Rice, 11/14/15
(same game)	2 - Mike Thomas at Rice, 11/14/15
3 TDs	3 - Quez Watkins vs. Jackson State, 9/1/18

TOUCHDOWN RETURNS (YARDAGE)

Punt	82 - Ti Mims vs. Old Dominion, 10/7/23
Kickoff	98 - Jakarius Caston at Mississippi State, 11/18/23
Kickoff and punt	89 (kickoff) - Jaylond Adams vs. Alcorn State, 8/31/19
(same game)	80 (punt) - Jaylond Adams vs. Alcorn State, 8/31/19
Blocked Punt	30 - Zach Ruffin vs. Jackson State, 9/6/25
Blocked Field Goal	69 - Braxton Myers at ULM, 10/12/24
Interception	49 - Ian Foster vs. Jax State, 9/27/25
Fumble	12 - Swayze Bozeman vs. Northwestern State, 9/17/22

DEFENSIVE

2 Interceptions	3 - Josh Moten at Arkansas State, 11/8/25
3 Interceptions	3 - Josh Moten at Arkansas State, 11/8/25
Defensive Extra Point	85 - Rod Davis at Alabama, 11/29/01

TEAM

Rushed for 300 or More Yards	301 at App State, 10/28/23
Rushed for 400 or More Yards	463 vs. UAB, 11/1/08
Passed for 300 or More Yards	400 at South Alabama, 11/22/25
Passed for 400 or More Yards	400 at South Alabama, 11/22/25
Passed for 500 or More Yards	514 at Troy, 9/14/19
Total Off. Surpassed 400 Yards	441 at South Alabama, 11/22/25
Total Off. Surpassed 500 Yards	528 at Arkansas State, 11/8/25
Total Off. Surpassed 600 Yards	626 at Troy, 9/14/19
Scored 50 or More Points	64 vs. NW State, 9/17/22
Shut out an Opponent	37-0 vs. Grambling, 9/11/21
Held an Opp Under 50 Yds Rushing	-6 vs. Texas State, 10/22/22
Held Opp Under 100 Yds Rushing	82 at Georgia Southern, 10/9/25
Held an Opp. Under 50 Yards Passing	44 vs. Alcorn State, 9/2/23
Held an Opp. Under 100 Yards Passing	44 vs. Alcorn State, 9/2/23
Held an Opp. Under 100 Yards of Total Offense	41 vs. Savannah State, 9/10/16

MISCELLANEOUS

Scored Four or More Touchdowns:	Tate Whatley had four touchdowns vs. Liberty, 10/24/20
Punt of More Than 50 Yards:	Reed Harradine had a punt of 51 yards at South Alabama, 11/22/25
Kicked a 50 or More Yard Field Goal:	Creighton Wilbanks kicked a 52-yard field goal vs. Louisiana, 10/18/25
Three or More Field Goals:	Connor Gibbs kicked three field goals at James Madison, 10/26/24
Had a Safety:	Defense forced a fumble in the end zone at Louisiana, 10/18/25
Blocked a Field Goal:	Demeco Roland blocked Max Larson's 41-yard field goal at ULM, 10/12/24
Blocked a Punt:	Trey Horne vs. Jackson State, 9/6/25
Blocked an Extra Point:	Demeco Roland at Jax State, 9/21/24

OPPONENT RUSHING

100 yards	187 - Kentrel Bullock, South Alabama, 11/22/25
200 yards	209 - Spencer Brown, UAB, 10/28/17
50+ yard touchdown	64 - Kentrel Bullock, South Alabama, 11/22/25
5 TDs	5 - Antowain Smith, Houston, 11/9/96

OPPONENT PASSING

20 completions	20 - Bishop Davenport, South Alabama, 11/22/25
30 completions	37 - Jaylen Raynor, Arkansas State, 11/8/25
300 yards	331 - 37 - Jaylen Raynor, Arkansas State, 11/8/25
400 yards	504 - Kaleb Barker, of Troy, 9/14/19
5 TDs	5 - Bryce Young, Alabama, 9/25/21
50+ yard touchdown pass	82 - Brad Jackson, Texas State, 11/15/25
75+ yard touchdown pass	82 - Brad Jackson, Texas State, 11/25/25

OPPONENT RECEIVING

10+ receptions	12 - Camden Brown, Georgia Southern, 10/9/25
100 yards	117 - Chris Dawn, Jr., Texas State, 11/15/25
50+ yard touchdown reception	82 - Chris Dawn, Jr., Texas State, 11/15/25

OPPONENT DEFENSE

2 Interceptions	2 - Jwan Foggie, Charlotte, 10/27/18
3 Interceptions	3 - Amik Robertson, LA Tech, 10/19/19
Safety	Arkansas State, 10/15/22

OPPONENT TOUCHDOWN RETURNS (YARDAGE)

Punt	70 - Eugene Wilson, Illinois, 9/7/02
Kickoff	94 - Cam Thomas, James Madison, 10/26/24
Blocked Punt	18 - Tra Fluellen, Middle Tennessee, 10/30/21
Blocked Field Goal	68 - Jay Hughes, Mississippi State, 8/30/14
Interception	100 - Christopher Jones, Texas State, 11/15/25
Fumble	40 - Chris Rodgers, Troy, 11/25/23
2 Fumble TDs	43 - KD Davis, North Texas, 11/6/21
(same game)	37 - Grayson Murphy, North Texas, 11/6/21

OPPONENT TEAM

Held USM to less than 100 yards of total offense	54 - Alabama, 9/12/92
Held USM to fewer than 100 yards rushing	41 - South Alabama, 11/22/25
Recorded a Shutout	Kentucky, 31-0, 8/31/24
300 yards rushing	369 - USF, 9/14/24
400 yards rushing	414 - Tulane, 9/26/20
400 yards passing	437 - Texas State, 11/16/24
500 yards passing	504 - Troy, 9/14/19
500 yards of total offense	703 - Texas State, 11/16/24
600 yards of total offense	703 - Texas State, 11/16/24
50+ points	58 by Texas State, 11/16/24

OPPONENT MISCELLANEOUS

5+ TDs	6 - Antowain Smith, Houston, 11/9/96
50+ yard field goal	50 yards - Tyler Robles, Texas State, 11/15/25
3+ field goals	3 - Nathan Totten, Marshall, 11/9/24
Blocked field goal	37 yards - Kenard Snyder, ULM, 11/4/23
Blocked punt	Reed Linder, Arkansas State, 9/23/23
Blocked extra point	Darold DeNgohe, James Madison, 10/26/24
Defensive extra point	Chris Shearin, James Madison, 10/26/24
70+ yard punt	72 - Kaare Vedvik, Marshall, 10/29/16-

2025 HIGH/LOW COMPARISON - INDIVIDUAL

INDIVIDUAL GAME HIGHS - SOUTHERN MISS

CATEGORY	PLAYER
RUSHES	31 - Jeffery Pittman at Georgia Southern, 10/9
RUSHING YARDS	140 - Jeffery Pittman at Georgia Southern, 10/9
TD RUSHES	2 - 4x
LONG RUSH	27 - Jaylin Carter vs. ULM, 10/25
PASS ATTEMPTS	52 - Braylon Braxton at South Alabama, 11/22
PASS COMPLETIONS	31 - Braylon Braxton at South Alabama, 11/22
YARDS PASSING	400 - Braylon Braxton at South Alabama, 11/22
TD PASSES	4 - Braylon Braxton vs. ULM, 10/25
LONG PASS	98 - Braylon Braxton at Louisiana, 10/18
RECEPTIONS	10 - Elijah Metcalf vs. Texas State, 11/15
YARDS RECEIVING	143 - Elijah Metcalf at Arkansas State, 11/8
TD RECEPTIONS	2 - Carl Chester at South Alabama, 11/22
LONG RECEPTION	98 - Micah Davis at Louisiana, 10/18
PUNTS	5 - 4x
PUNTING AVG	51.0 - Reed Harradine at Louisiana, 10/18
LONG PUNT	60 - Reed Harradine at Louisiana, 10/18
PUNTS INSIDE 20	3 - Jack Murley at Louisiana, 10/18
LONG PUNT RETURN	33 - Micah Davis at South Alabama, 11/22
LONG KICKOFF RETURN	32 - Ian Foster vs. Mississippi State, 8/30
TACKLES	15 - Chris Jones (2x, last vs. Texas State, 11/15)
SACKS	3 - J'Mond Tapp vs. App State, 9/13
TACKLES FOR LOSS	3.0 - J'Mond Tapp vs. App State, 9/13
INTERCEPTIONS	3 - Josh Moten at Arkansas State, 11/8

INDIVIDUAL GAME HIGHS - OPPONENTS

CATEGORY	PLAYER
RUSHES	24 - Rashod Dubinion, App State, 9/13
RUSHING YARDS	187 - Kentrel Bullock, South Alabama, 11/22
TD RUSHES	3 - Kentrel Bullock, South Alabama, 11/22
LONG RUSH	73 - Caden Creel, Jax State, 9/27
PASS ATTEMPTS	48 - Jaylen Raynor, Arkansas State, 11/8
PASS COMPLETIONS	37 - Jaylen Raynor, Arkansas State, 11/8
YARDS PASSING	331 - Jaylen Raynor, Arkansas State, 11/8
TD PASSES	2 - 2x
LONG PASS	82 - Brad Jackson, Texas State, 11/15
RECEPTIONS	12 - Camden Brown, Georgia Southern, 10/9
YARDS RECEIVING	158 - Camden Brown, Georgia Southern, 10/9
TD RECEPTIONS	1 - 10x
LONG RECEPTION	82 - Chris Dawn, Jr., Texas State, 11/15
PUNTS	8 - John Hoyet Chance, Louisiana Tech, 9/20
PUNTING AVG	50.3 - Nathan Torney, Louisiana, 10/18
LONG PUNT	61 - John Hoyet Chance, Louisiana Tech, 9/20
PUNTS INSIDE 20	4 - John Hoyet Chance, Louisiana Tech, 9/20
LONG PUNT RETURN	24 - Dedrick Latulas, Louisiana Tech, 9/20
LONG KICKOFF RETURN	77 - Errick Simmons, Jackson State, 9/6
TACKLES	16 - Jaden Dugger, Louisiana, 10/18
SACKS	2 - Malcolm Jones, Jax State, 9/27
TACKLES FOR LOSS	3.0 - Colton Phares, App State, 9/13
INTERCEPTIONS	1 - 9x

2025 HIGH/LOW COMPARISON - TEAM

TEAM GAME HIGHS

OPPONENT	CATEGORY	SOUTHERN MISS
54 - Jax State, 9/27	RUSHES	50 - vs. Jax State, 9/27
262 - Jax State, 9/27	YARDS RUSHING	225 - vs. Jax State, 9/27
5.2 - ULM, 10/25	YARDS PER RUSH	5.2 - vs. ULM, 10/25
6 - South Alabama, 11/22	TD RUSHES	3, 3x
53 - Arkansas State, 11/8	PASS ATTEMPTS	52 - at South Alabama, 11/22
38 - Arkansas State, 11/8	PASS COMPLETIONS	31 - at South Alabama, 11/22
375 - App State, 9/13	YARDS PASSING	400 - at South Alabama, 11/22
11.3 - Louisiana Tech, 9/20	YARDS PER PASS	13.2 - at Louisiana, 10/18
3 - Arkansas State, 11/8	TD PASSES	4 - vs. ULM, 10/25
90 - App State, 9/13	TOTAL PLAYS	82 - at Louisiana Tech, 9/20
470 - App State, 9/13	TOTAL OFFENSE	528 - at Arkansas State, 11/8
6.6 - Texas State, 11/15	YARDS PER PLAY	7.3 - vs. ULM, 10/25
42 - South Alabama, 11/22	POINTS	49 - vs. ULM, 10/25
3 - 2x	SACKS BY	5 - 2x
28 - Arkansas State, 11/8	FIRST DOWNS	29 - at Louisiana Tech, 9/20
14 - Mississippi State, 8/30	PENALTIES	12 - at Arkansas State, 11/8
119 - Mississippi State, 8/30	PENALTY YARDS	100 - at Arkansas State, 11/8
2 - 2x	INTERCEPTIONS BY	5 - at Arkansas State, 11/8
8 - Louisiana Tech, 9/20	PUNTS	6 - 2x
50.3 - Louisiana, 10/18	PUNTING AVG	45.2 - at Louisiana Tech, 9/20
61 - Louisiana Tech, 9/20	LONG PUNT	60 - at Louisiana, 10/18
4 - Louisiana Tech, 9/20	PUNTS INSIDE 20	3 - 4x
24 - Louisiana Tech, 9/20	LONG PUNT RETURN	33 - at South Alabama, 11/22

TEAM GAME LOWS

OPPONENT	CATEGORY	SOUTHERN MISS
34 - 2x	RUSHES	23 - at South Alabama, 11/22
82 - Georgia Southern, 10/9	YARDS RUSHING	41 - at South Alabama, 11/22
2.4 - Georgia Southern, 10/9	YARDS PER RUSH	1.8 - at South Alabama, 11/22
0 - Arkansas State, 11/8	TD RUSHES	0 - 2x
17 - Texas State, 11/15	PASS ATTEMPTS	18 - at Louisiana, 10/18
12 - ULM, 10/25	PASS COMPLETIONS	13 - 2x
103 - ULM, 10/25	YARDS PASSING	152 - vs. Jax State, 9/27
4.0 - ULM, 10/25	YARDS PER PASS	5.1 - vs. Mississippi State, 8/30
0 - 4x	TD PASSES	1 - 2x
59 - Louisiana Tech, 9/20	TOTAL PLAYS	56 - vs. App State, 9/13
312 - ULM, 10/25	TOTAL OFFENSE	301 - vs. Mississippi State, 8/30
4.6 - Jackson State, 9/6	YARDS PER PLAY	4.1 - vs. Mississippi State, 8/30
10 - Louisiana, 10/18	POINTS	14 - vs. Texas State, 11/15
0 - 2x	SACKS BY	0 - vs. ULM, 10/25
14 - Louisiana Tech, 9/20	FIRST DOWNS	14 - at Louisiana, 10/18
2 - Arkansas State, 11/8	PENALTIES	4 - 2x
10 - Arkansas State, 11/8	PENALTY YARDS	29 - at South Alabama, 11/22
0 - 4x	INTERCEPTIONS BY	0 - 3x
3 - 2x	PUNTS	3 - vs. Jackson State, 9/6
25.2 - Jackson State, 9/6	PUNTING AVG	31.0 - vs. App State, 9/13
40 - Jackson State, 9/6	LONG PUNT	42 - vs. Jackson State, 9/6
0 - 3x	PUNTS INSIDE 20	0 - 3x
0 - 5x	LONG PUNT RETURN	0 - 2x

LAST 10 SINGLE-GAME PERFORMANCES

10+ TACKLES GAME

PLAYER	DATE	OPPONENT	TACKLES
Corey Myrick	11/22/25	South Alabama	12
Chris Jones	11/22/25	South Alabama	11
Brodarius Lewis	11/22/25	South Alabama	11
Mathis Haygood	11/22/25	South Alabama	11
Chris Jones	11/15/25	Texas State	15
Michael Montgomery	11/15/25	Texas State	10
Ian Foster	11/15/25	Texas State	10
Chris Jones	11/8/25	Arkansas State	14
Mike Montgomery	11/8/25	Arkansas State	13
Chris Jones	10/9/25	Georgia Southern	11

100+ YARD RECEIVING GAME

PLAYER	DATE	OPPONENT	REC. YARDS
Carl Chester	11/22/25	South Alabama	128
Elijah Metcalf	11/15/25	Texas State	116
Elijah Metcalf	11/8/25	Arkansas State	143
Micah Davis	10/18/25	Louisiana	134
Carl Chester	9/20/25	Louisiana Tech	118
Tychaun Chapman	9/13/25	App State	112
Ti Mims	9/14/24	South Florida	128
Larry Simmons	9/7/24	Southeastern	100
Ti Mims	10/25/23	App State	141
Latreal Jones	9/30/23	Texas State	124

300-YARD PASSING GAME

PLAYER	DATE	OPPONENT	PASS YARDS
Braylon Braxton	11/22/25	South Alabama	400
Braylon Braxton	9/20/25	Louisiana Tech	392
Jake Lange	10/2/21	Rice	304
Jack Abraham	9/3/20	South Alabama	314
Jack Abraham	10/19/19	Lousiana Tech	327
Jack Abraham	10/12/19	North Texas	421
Jack Abraham	10/13/18	North Texas	318
Jack Abraham	9/28/19	UTEP	351
Jack Abraham	9/14/19	Troy	463
Jack Abraham	9/22/18	Rice	428

10+ RECEPTIONS GAME

PLAYER	DATE	OPPONENT	RECEPTIONS
Elijah Metcalf	11/15/25	Texas State	10
Ti Mims	10/28/23	App State	10
Jason Brownlee	10/8/22	at Troy	12
Demarcus Jones	9/26/20	Tulane	11
Tim Jones	10/26/19	at Rice	10
Jaylond Adams	9/14/19	at Troy	11
Jordan Mitchell	10/13/18	at North Texas	12
Quez Watkins	9/8/18	ULM	11
Allenzae Staggers	12/17/16	Louisiana	11
D.J. Thompson	11/25/16	Louisiana Tech	12

100-YARD RUSHING GAME

PLAYER	DATE	OPPONENT	RUSH YDS
Jeffery Pittman	10/9/25	Georgia Southern	140
Dreke Clark	11/23/24	South Alabama	115
Frank Gore Jr.	11/9/23	Louisiana	158
Frank Gore Jr.	11/4/23	ULM	131
Frank Gore Jr.	10/28/23	App State	247
Frank Gore Jr.	9/30/23	Texas State	123
Frank Gore Jr.	9/23/23	Arkansas State	132
Frank Gore Jr.	12/17/22	Rice	329
Frank Gore Jr.	11/26/22	ULM	199
Frank Gore Jr.	9/3/22	Liberty	178

200+ ALL-PURPOSE YARDS GAME

PLAYER	DATE	OPPONENT	A-P YDS
Jakarius Caston	11/18/23	Mississippi State	205
Frank Gore Jr.	10/25/23	at App State	260
Frank Gore Jr.	12/17/22	Rice	329
Frank Gore Jr.	11/26/22	at ULM	225
Quez Watkins	9/14/19	at Troy	209
Jaylond Adams	8/31/19	Alcorn State	203
Quez Watkins	9/1/18	Jackson State	241
Ito Smith	9/16/17	at ULM	254
Allenzae Staggers	12/17/16	Louisiana	233
Allenzae Staggers	10/1/16	Rice	292

SCORING DRIVES

SOUTHERN MISS SCORING DRIVES

QTR	CLOCK	PLAY	PLS	YDS	TIME
MISSISSIPPI STATE					
1	7:54	Harradine 43-yard FG	4	1	0:38
2	9:32	M. Davis 3 pass from Braxton	12	81	4:25
4	0:33	TJ Johnson 7 pass from Braxton	10	73	4:16
JACKSON STATE					
1	12:06	Ruffin 30 blocked punt return	-	-	-
1	0:23	B. Brown 8 pass from Braxton	12	87	4:15
2	10:44	Harradine 35-yard FG	7	58	2:32
3	5:29	M. Davis 15 pass from Braxton	7	45	2:48
4	14:54	Morris 10 pass from Braxton	11	65	3:51
4	9:59	Briggs, Jr. 15 run	7	75	3:25
APP STATE					
1	4:05	Pittman 5 run	10	75	2:57
2	14:09	Harradine 39-yard FG	9	52	3:42
2	10:40	I. Foster 99 INT return	-	-	-
3	11:20	Briggs, Jr. 8 pass from Braxton	9	75	3:40
4	11:23	Pittman 9 run	5	69	2:07
4	9:29	M. Davis 21 pass from Braxton	3	61	0:54
LOUISIANA TECH					
1	12:15	Heath 30 pass from Braxton	4	75	1:28
1	3:29	Harradine 38-yard FG	10	55	4:41
3	0:58	Harradine 30-yard FG	7	52	1:58
4	0:22	Dalton 34 pass from Braxton	9	80	1:28
JAX STATE					
1	11:14	Pittman 1 run	4	25	1:31
1	6:38	Pittman 3 run	4	80	1:17
2	0:05	Braxton 6 run	11	48	1:50
3	5:52	Morris 6 pass from Braxton	7	67	3:30
3	1:55	Chester 13 pass from Braxton	6	75	2:38
4	1:27	I. Foster 49 INT retrn	-	-	-
GEORGIA SOUTHERN					
1	4:42	Chapman 50 pass from Braxton	9	89	3:32
2	14:56	Pittman 2 run	5	45	1:22
2	5:06	Chester 30 pass from Braxton	4	44	1:54
2	1:18	Pittman 2 run	9	75	2:07
3	4:24	M. Jones 3 run	8	75	2:39
4	10:24	Willbanks 42-yard FG	14	51	5:55
LOUISIANA					
2	7:42	M. Jones 1 run	3	37	0:47
2	1:29	Willbanks 32-yard FG	10	66	2:55
2	0:00	Willbanks 52-yard FG	1	0	0:03
3	3:40	M. Davis 98 pass from Braxton	3	94	0:58
4	3:43	Safety	-	-	-
ULM					
1	5:13	M. Jones 4 run	8	69	2:18
2	12:05	Heath 34 pass from Braxton	11	80	4:42
2	8:00	Chapman 39 pass from Braxton	4	75	1:44
3	10:28	M. Jones 3 run	2	7	0:28
3	6:03	Chester 8 pass from Braxton	4	63	1:26
4	12:54	B. Brown 24 pass from Braxton	6	68	1:41
4	4:56	Carter 27 run	3	44	1:25
ARKANSAS STATE					
1	13:17	Willbanks 28-yard FG	5	15	1:36
1	3:43	Lyddy 7 run	6	63	1:56
2	14:04	Metcalfe 76 pass from Lyddy	1	76	0:12
3	2:05	Willbanks 37-yard FG	9	61	3:46
4	9:15	Heath 15 pass from Braxton	10	66	3:53
TEXAS STATE					
3	2:58	Metcalfe 4 pass from Lyddy	11	51	4:11
4	1:39	Pittman 2 run	10	75	2:50
SOUTH ALABAMA					
2	6:28	Chester 52 pass from Braxton	1	52	0:09
3	3:04	Pittman 1 run	17	75	6:16
4	8:32	Chester 11 pass from Braxton	8	63	2:12
4	6:35	M. Davis 29 pass from Braxton	4	75	0:50
4	0:54	Carter 1 run	12	94	1:55

OPPONENT SCORING DRIVES

QTR	CLOCK	PLAY	PLS	YDS	TIME
MISSISSIPPI STATE					
1	13:35	Traore 57 pass from Shapen	6	75	1:25
1	3:35	Ferrie 55-yard FG	10	38	4:19
2	0:03	Ferrie 30-yard FG	15	63	5:56
3	9:34	Bothwell 6 run	8	66	3:10
3	4:57	Bothwell 1 run	11	67	2:59
3	1:52	Booth 3 run	9	42	2:58
JACKSON STATE					
1	4:45	Baeza 46-yard FG	8	44	3:45
2	13:16	E. Matthews 21 run	5	75	2:07
4	13:24	Baeza 40-yard FG	4	0	1:17
4	5:32	A. Miller 8 run	11	75	4:18
APP STATE					
1	7:02	Dubinion 2 run	7	62	2:50
3	1:06	J. Lewis 10 run	12	70	4:45
4	0:51	Barnes 3 pass from Wiles	9	70	3:19
LOUISIANA TECH					
1	13:43	B. Baker 1 run	2	74	0:34
1	8:10	Henderson 24-yard FG	9	69	4:05
1	0:46	Wiggins 3 run	7	65	4:23
2	14:01	Fields 48-INT return	-	-	-
2	0:23	Thevenin 1 run	14	80	6:05
JAX STATE					
1	0:45	Rippa 35-yard FG	15	57	5:53
3	4:33	Rechsteiner 4 pass from Creel	3	75	1:19
4	7:23	Creel 5 run	14	89	6:20
4	0:23	Cook 8 run	5	75	1:04
GEORGIA SOUTHERN					
1	8:23	Mbadinga 2 run	7	48	2:53
3	7:03	French 5 run	12	87	5:45
3	1:19	Sanders, Jr. 39 pass from French	8	75	3:05
4	6:20	Brown 26 pass from French	3	29	0:42
4	2:14	French 2 run	12	61	3:20
LOUISIANA					
1	3:21	Winfield 3 run	16	85	8:01
3	9:35	Sterner 24-yard FG	10	77	5:21
ULM					
1	7:35	Griffin 4 pass from Graves	12	75	7:25
2	2:47	Palmer-Smith 21 run	7	64	2:34
4	6:23	Nixon 2 run	12	75	6:31
ARKANSAS STATE					
1	11:02	K. Clay 5 pass from Raynor	6	75	2:15
4	13:08	Little 6 pass from Flowers	11	75	3:57
4	3:15	Bonelli 3 pass from Raynor	7	59	2:19
TEXAS STATE					
1	10:12	Robles 29-yard FG	12	69	4:48
1	2:16	Jackson 3 run	12	86	4:34
2	10:41	Robles 50-yard FG	12	55	4:29
2	6:03	Dawn, Jr. 82 pass from Jackson	3	86	1:20
2	1:06	Jackson 4 run	6	86	3:25
4	12:32	Pare 1 run	12	75	5:26
4	7:45	C. Jones 100 INT return	-	-	-
SOUTH ALABAMA					
1	0:56	Phillips 13 run	7	58	3:42
2	11:15	Bullock 15 run	7	63	3:36
2	2:28	Bullock 26 run	8	75	4:00
3	14:15	Davenport 1 run	2	1	0:36
3	9:20	Davenport 7 run	8	58	3:14
4	7:25	Bullock 64 run	2	75	1:07

SCORING DRIVE ANALYSIS

	Southern Miss		Opponents	
	TD	FG	TD	FG
Negative	0	0	0	0
0-10	1	2	1	1
10-19	0	1	0	0
20-29	1	0	0	0
30-39	1	0	0	1
40-49	5	0	1	1
50-59	2	5	2	2
60-69	10	2	6	3
70-79	13	0	13	1
80-89	6	0	6	0
90-99	2	0	0	0

GAME-OPENING DRIVES

	Southern Miss			Opponents		
	PL-YDS	TIME	RES.	PL-YDS	TIME	RES.
Mississippi State	8-25	3:58	Punt	5-75	1:25	TD
Jackson State	6-13	2:54	Punt	4-6	0:46	FG Miss
App State	3-(-3)	1:19	Punt	9-71	3:49	INT
LA Tech	3-3	0:43	Punt	2-74	0:34	TD
Jax State	5-12	2:08	Punt	1-(4)	0:07	Fumble
Georgia Southern	3-9	1:41	Punt	5-12	2:03	Punt
Louisiana	9-38	3:38	Punt	16-85	8:01	TD
ULM	8-69	2:18	TD	12-75	7:25	TD
Arkansas State	5-15	1:36	FG	1-0	0:07	Fumble
Texas State	9-51	3:22	Fumble	12-69	4:48	FG
South Alabama	7-10	2:46	Punt	16-71	7:36	Downs
Troy						

2ND HALF-OPENING DRIVES

	Southern Miss			Opponents		
	PL-YDS	TIME	RES.	PL-YDS	TIME	RES.
Mississippi State	6-(-1)	2:06	Punt	8-66	3:10	TD
Jackson State	5-20	2:20	Punt	9-21	4:14	Punt
App State	9-75	3:40	TD	3-(-5)	1:27	Punt
LA Tech	3-9	2:03	Punt	4-6	1:55	Punt
Jax State	3-(-8)	2:02	Punt	5-12	2:23	Punt
Georgia Southern	5-25	2:12	Punt	12-87	5:45	TD
Louisiana	4-31	1:42	Punt	10-77	5:21	FG
ULM	7-31	3:57	Punt	5-25	2:55	INT*
Arkansas State	3-7	1:20	Punt	3-9	1:35	Punt
Texas State	4-26	1:35	INT	3-61	1:19	Punt
South Alabama	1-0	0:09	INT	2-1	0:36	TD
Troy						

* ULM fumbled punt on potential first drive of second half

EXPLOSIVE PLAYS BREAKDOWN

SOUTHERN MISS PLAYS - 20-PLUS YARDS

Yards (TD*)	Type	Player(s)	Opponent
98*	Pass	M. Davis pass from Braxton	Louisiana
76*	Pass	Metcalf pass from Lyddy	Arkansas State
52*	Pass	Chester pass from Braxton	South Alabama
50*	Pass	Chapman pass from Braxton	Georgia Southern
48	Pass	Metcalf pass from Braxton	App State
44	Pass	Chester pass from Braxton	South Alabama
43	Pass	Chapman pass from Braxton	Jax State
42	Pass	Chester pass from Braxton	Louisiana Tech
41	Pass	Chapman pass from Braxton	App State
40	Pass	B. Brown pass from Braxton	Jackson State
40	Pass	Chapman pass from Braxton	ULM
39	Pass	Chester pass from Braxton	Louisiana Tech
39*	Pass	Chapman pass from Braxton	ULM
37	Pass	Pittman pass from Braxton	Mississippi State
35	Pass	M. Davis pass from Braxton	Louisiana
35	Pass	Chapman pass from Lyddy	Arkansas State
35	Pass	Chester pass from Braxton	Arkansas State
34*	Pass	Chester pass from Braxton	Louisiana Tech
34*	Pass	Heath pass from Braxton	ULM
34	Pass	Metcalf pass from Braxton	Arkansas State
34	Pass	Metcalf pass from Lyddy	Texas State
33	Pass	Chapman pass from Braxton	App State
33	Pass	Heath pass from Braxton	South Alabama
32	Pass	Metcalf pass from Braxton	South Alabama
31	Pass	Dalton pass from Braxton	South Alabama
30*	Pass	Heath pass from Braxton	Louisiana Tech
30	Pass	M. Davis pass from Braxton	Jax State
30	Pass	Chester pass from Braxton	Georgia Southern
30	Pass	Metcalf pass from Braxton	Georgia Southern
30	Pass	K. Morris pass from Braxton	Louisiana
30	Pass	Metcalf pass from Braxton	ULM
30	Pass	M. Davis pass from Braxton	South Alabama
29*	Pass	M. Davis pass from Braxton	South Alabama
28	Pass	K. Morris pass from Braxton	Mississippi State
28	Pass	K. Morris pass from Braxton	Louisiana
28	Pass	Metcalf pass from Lyddy	Texas State
27	Pass	M. Jones pass from Braxton	Jax State
27*	Run	J. Carter rush	ULM
26	Pass	Chapman pass from Braxton	App State
26	Run	Robinson rush	ULM
25	Run	Pittman rush	Jax State
24	Pass	Metcalf pass from Braxton	Louisiana Tech
24*	Pass	B. Brown pass from Braxton	ULM
24	Run	Briggs, Jr. rush	ULM
23	Pass	Chester pass from Braxton	Jackson State
23	Run	Pittman rush	Jackson State
23	Pass	Chester pass from Braxton	Louisiana Tech
23	Pass	Metcalf pass from Braxton	Arkansas State
22	Pass	Chester pass from Braxton	Mississippi State
22	Pass	Heath pass from Braxton	Louisiana Tech
22	Pass	Chapman pass from Lyddy	Texas State
22	Pass	Briggs, Jr. pass from Braxton	South Alabama
21*	Pass	M. Davis pass from Braxton	App State
21	Pass	Chapman pass from Lyddy	Texas State
20	Pass	Chester pass from Braxton	Louisiana Tech
20	Pass	Metcalf pass from Braxton	Georgia Southern

Special Teams Explosive Plays - 30-Plus for Kick Returns/20-Plus Yards for Punt Returns

Yards (TD*)	Type	Player(s)	Opponent
33	Punt Return	Micah Davis	South Alabama
32	KO Return	Ian Foster	Mississippi State
31	KO Return	Micah Davis	ULM
30*	Punt Block Return	Zach Ruffin	Jackson State
30	KO Return	Micah Davis	Jackson State

Defensive Explosive Plays

Yards (TD*)	Type	Player(s)	Opponent
99*	Interception	Ian Foster	App State
49*	Interception	Ian Foster	Jax State
34	Interception	Ahmere Foster	Louisiana
27	Interception	Corey Myrick	Louisiana
23	Interception	Ian Foster	Arkansas State
22	Interception	Josh Moten	Arkansas State
20	Interception	Ahmere Foster	Jackson State

20+ Yard Plays (Rush, Pass, Interception, Punt Return)

40+ Yard Plays (Kick Returns)

* Touchdown scored on play

SOUTHERN MISS LONGEST PLAYS BY TYPE

Long Plays by Type (20+)	NO.	TD
Rushing	5	1
Passing	51	11
Punt Returns	2	1
Kick Returns	3	--
Interceptions	7	2
Fumble Returns	0	--
TOTALS	68	15

SOUTHERN MISS LONGEST PLAYS BY YARDS

Long Plays by Yards	NO.	TD
100	--	--
90-99	2	2
80-89	--	--
70-79	1	1
60-69	--	--
50-59	2	2
40-49	8	1
30-39	28	5
20-29	27	4
TOTALS	68	15

SOUTHERN MISS LONGEST PLAYS

Play Type	YARDAGE	PLAYER (OPPONENT)
Rush	27	Jaylin Carter (ULM)
Rushing Touchdown	27	Jaylin Carter (ULM)
Passing	98	Braylon Braxton to Micah Davis (Louisiana)
Passing Touchdown	98	Braylon Braxton to Micah Davis (Louisiana)
Punt Return	33	Micah Davis (South Alabama)
Kick Return	32	Ian Foster (Mississippi State)
Punt	60	Reed Harradine (Louisiana)
Interception	99	Ian Foster (App State)
Field Goal	52	Creighton Wilbanks (Louisiana)

OPPONENT LONGEST PLAYS

Play Type	YARDAGE	PLAYER (OPPONENT)
Rush	73	Caden Creel (Jax State)
Rushing Touchdown	64	Kentrel Bullock (South Alabama)
Passing	82	Brad Jackson (Texas State)
Passing Touchdown	82	Brad Jackson to Chris Dawn, Jr. (Texas State)
Interception	100	Christopher Jones (Texas State)
Punt Return	24	Dedrick Latulas (Louisiana Tech)
Kick Return	77	Erick Simmons (Jackson State)
Punt	61	John Hoyet Chance (Louisiana Tech)
Field Goal	55	Kyle Ferrie (Mississippi State)

SOUTHERN MISS vs. OPPONENT LONGEST PLAYS

	Southern Miss Long Plays				Opponent Long Plays			
	Rush	Pass	Total	ST/DEF	Rush	Pass	Total	ST
Mississippi State	12	37	37	32	16	57	57	0
Jackson State	23	40	40	30	47	22	47	77
App State	16	48	48	99	17	42	42	25
LA Tech	19	42	42	4	16	72	72	24
Jax State	25	43	43	49	73	54	73	20
Georgia Southern	17	50	50	12	14	39	39	21
Louisiana	13	98	98	34	26	27	27	18
ULM	27	40	40	31	29	34	34	13
Arkansas State	16	76	76	23	16	55	55	34
Texas State	13	34	34	29	61	82	82	16
South Alabama	10	52	52	33	64	21	64	30
Troy	-	-	-	-	-	-	-	-
TOTALS	27	98	98	99	73	82	82	77

2025 STARTING ASSIGNMENTS

OFFENSE

OPPONENT	WR	WR	LT	LG	C	RG	RT	TE	WR	QB	RB
Mississippi State	B. Brown	Chester	Nunnery	Rogers	Roman	Maui	Creel	Heath	Metcalf	Braxton	Pittman
Jackson State	B. Brown	Chester	Bustard	Nunnery	Roman	Maui	Creel	Morris	Metcalf	Braxton	Pittman
App State	B. Brown	Chester	Bustard	Nunnery	Roman	Maui	Creel	Morris	Metcalf	Braxton	Pittman
LA Tech	B. Brown	Chester	Bustard	Nunnery	Roman	Maui	Creel	Heath	Metcalf	Braxton	Briggs, Jr.
Jax State	M. Davis	Chester	Bustard	Nunnery	Roman	Slayden	Creel	Heath	Metcalf	Braxton	Pittman
Georgia Southern	M. Davis	Chester	Nunnery	Frazier	Roman	Maui	Creel	Heath	Metcalf	Braxton	Pittman
Louisiana	M. Davis	Chester	Nunnery	Frazier	Roman	Maui	Creel	Morris	Metcalf	Braxton	Pittman
ULM	M. Davis	Chester	Bustard	Nunnery	Roman	Maui	Creel	Morris	Metcalf	Braxton	M. Jones
Arkansas State	M. Davis	Chester	Bustard	Nunnery	Roman	Maui	Creel	Morris	Metcalf	Braxton	M. Jones
Texas State	M. Davis	Chester	Bustard	Nunnery	Roman	Maui	Creel	Heath	Metcalf	Lyddy	Briggs, Jr.
South Alabama	M. Davis	Chester	Bustard	Nunnery	Frazier	Roman	Creel	Morris	Metcalf	Braxton	Pittman

Troy

DEFENSE

OPPONENT	DE	NG	DT	DE	MLB	WLB	STINGER	BC	BS	FS	FC
Mississippi State	Tapp	Gibson, Sr.	B. Lewis	Ishmael	C. Jones	M. Montgomery	I. Foster	Richard	A. Foster	Battle	Moten
Jackson State	Tapp	Gibson, Sr.	B. Lewis	Ishmael	C. Jones	M. Montgomery	I. Foster	Richard	A. Foster	Myrick	Moten
App State	Tapp	Gibson, Sr.	B. Lewis	Ishmael	C. Jones	M. Montgomery	I. Foster	Richard	A. Foster	Myrick	Moten
LA Tech	Tapp	Gibson, Sr.	B. Lewis	Ponder	C. Jones	M. Montgomery	I. Foster	Richard	A. Foster	Myrick	Moten
Jax State	Hawkins	Gibson, Sr.	B. Lewis	Ponder	C. Jones	M. Montgomery	I. Foster	Richard	A. Foster	Myrick	Moten
Georgia Southern	Tapp	Gibson, Sr.	B. Lewis	Ishmael	C. Jones	M. Montgomery	I. Foster	Richard	A. Foster	Myrick	Moten
Louisiana	Tapp	Gibson, Sr.	B. Lewis	Ishmael	C. Jones	M. Montgomery	I. Foster	Richard	A. Foster	Myrick	Moten
ULM	Tapp	Gibson, Sr.	B. Lewis	Ishmael	C. Jones	M. Montgomery	I. Foster	Richard	A. Foster	Myrick	Moten
Arkansas State	Tapp	Gibson, Sr.	B. Lewis	Ponder	C. Jones	M. Montgomery	I. Foster	Richard	A. Foster	Myrick	Moten
Texas State	Tapp	Gibson, Sr.	B. Lewis	Ponder	C. Jones	M. Montgomery	I. Foster	Richard	A. Foster	Myrick	Moten
South Alabama	Tapp	Gibson, Sr.	B. Lewis	J. Lewis	C. Jones	Haygood	I Foster	Richard	A. Foster	Myrick	Moten

Troy

GAME 1 RECAP

MISSISSIPPI STATE (1-0).....34
 SOUTHERN MISS (0-1)17

August 30, 2025 | Hattiesburg, Miss.
 Carlisle-Faulkner Field at M.M. Roberts Stadium | Kickoff: 11:03 a.m. | Duration: 3:30 | Attendance: 33,485
 TV: ESPN | Roy Philpott (PBP), Sam Acho (Analyst), Taylor Davis (Sideline)

SOUTHERN MISS STATS

PASSING	Comp.	Att.	Yds.	TD	Int	Long	Sack
Braylon Braxton	26	39	199	2	1	37	1

RECEIVING	Targ.	No.	Yds.	YAC	TD	Long
Jeffery Pittman	5	5	51	50	0	37
Carl Chester	10	6	53	24	0	22
Matt Jones	3	3	7	11	0	5
Kadinn Morris	2	2	38	9	0	28
Elijah Metcalf	4	2	13	9	0	12
Charles Montgomery	2	2	13	14	0	11
Micah Davis	3	2	6	4	1	3
TJ Johnson	1	1	7	0	1	7
Kyirin Heath	3	1	5	4	0	5
Jaylin Carter	1	1	4	7	0	4
Robert Briggs Jr.	2	1	2	6	0	2
Bralon Brown	1	0	0	0	0	0
Tychaun Chapman	1	0	0	0	0	0
Grant Page	1	0	0	0	0	0

RUSHING	Att.	Gain	Lost	Net	TD	Long	Avg.
Braylon Braxton	12	62	4	58	0	12	4.8
Robert Briggs Jr.	7	18	0	18	0	6	2.6
Jeffery Pittman	9	21	5	16	0	6	1.8
Matt Jones	5	11	0	11	0	5	2.2

DEFENSE	Solo	Ast	Total	Sacks/Yds	TFL/Yds	FF	FR/Yds	INT	PBU
Josh Moten	5	6	11	0.0-0	0.0-0	0	0-0	0	2
Chris Jones	4	9	13	0.0-0	0.5-0	0	0-0	0	0
Josh Battle	3	3	6	0.0-0	0.0-0	0	0-0	0	0
Ian Foster	2	5	7	0.0-0	0.5-1	0	0-0	0	0
Corey Myrick	2	5	7	0.0-0	0.0-0	0	0-0	0	0
Joseph Harper	1	6	7	0.0-0	0.0-0	0	0-0	0	1
JJ Hawkins	2	4	6	1.0-6	1.5-6	1	0-0	0	0
Michael Montgomery	0	5	5	0.0-0	0.0-0	0	0-0	1	0
Ahmere Foster	1	4	5	0.0-0	0.0-0	0	0-0	0	0
Jabari Ishmael	1	4	5	0.0-0	0.5-2	0	0-0	0	1
Jaden McKinney	0	5	5	0.0-0	0.5-2	0	0-0	0	0
Anthony Richard, Jr.	0	4	4	0.0-0	0.0-0	0	0-0	0	0
Mason Clinton	1	2	3	0.0-0	0.5-1	0	0-0	0	0
J'Mond Tapp	1	3	4	0.0-0	0.0-0	0	0-0	0	0
Dylan King	0	3	3	0.0-0	0.0-0	0	0-0	0	0
Dominick Hill	1	1	2	0.0-0	0.0-0	0	0-0	0	0
Brodarius Lewis	0	2	2	0.0-0	0.0-0	0	0-0	0	0
Mathias Haygood	1	0	1	0.0-0	0.0-0	0	0-0	0	0

RETURNS	PUNTS			KICKOFFS		
	No.	Yds	Long	No.	Yds	Long
Ian Foster	0	0	0	1	32	32

PUNTING	No.	Yds	Avg.	Long	I20	TB	50+
Jack Murley	5	214	42.8	49	1	1	0

FIELD GOALS	Made	Att.	Long	Kicks Made
Reed Harradine	1	1	43	Made 43

KICKOFFS	No.	Yds	TB	OB	Avg.
Reed Harradine	4	243	3	1	60.8



Junior linebacker **Michael Montgomery** created the lone Golden Eagle turnover as he recorded an interception in the first quarter. Montgomery finished with six tackles in his Southern Miss debut.

SCORING SUMMARY

	1st	2nd	3rd	4th	Final
Mississippi State	10	3	21	0	34
Southern Miss	3	7	0	7	17

	Qtr.	Time	Scoring Play
Mississippi State	1st	13:35	S.Traore 57 yd pass from B.Shapen (K.Ferrie kick)
Southern Miss	1st	7:54	R.Harradine 43 yd FG
Mississippi State	1st	3:35	K.Ferrie 55 yd FG
Southern Miss	2nd	9:32	M.Davis 3 yd pass from B.Braxton (R.Harradine kick)
Mississippi State	2nd	0:03	K.Ferrie 30 yd FG
Mississippi State	3rd	9:34	F.Bothwell 6 yd rush (K.Ferrie kick)
Mississippi State	3rd	4:57	F.Bothwell 1 yd rush (K.Ferrie kick)
Mississippi State	3rd	1:52	D.Booth 3 yd rush (K.Ferrie kick)
Southern Miss	4th	0:33	T.Johnson 7 yd pass from B.Braxton (R.Harradine kick)

TEAM STATS

	SOUTHERN MISS	MISSISSIPPI STATE
First Downs	18	24
Rushes-Yards (NET)	35-102	41-186
Passing Yds (NET)	199	279
Comp-Att-Int	26-39-1	27-36-1
Total Offense Plays - Yards	74-301	77-465
Fumble Returns - Yards	0-0	0-0
Punt Returns - Yards	0-0	3-0
Kickoff Returns - Yards	1-32	0-0
Interception Returns - Yards	1-0	1-0
Punts (Number-Avg)	5-21.4	4-16.0
Fumbles - Lost	0-0	1-0
Penalties - Yards	8-60	14-119
Possession Time	29:39	30:21
Third-Down Conversions	10-19	8-14
Fourth-Down Conversions	1-3	0-0
Red-Zone Scores-Chances	2-3	4-4
Sacks By: Numbers-Yards	1-6	1-4

GAME 2 RECAP

JACKSON STATE (1-1).....20
SOUTHERN MISS (1-1)38

September 6, 2025 | Hattiesburg, Miss.
 Carlisle-Faulkner Field at M.M. Roberts Stadium | Kickoff: 4:02 p.m. | Duration: 3:34 | Attendance: 32,011
 TV: ESPN+ | Jason Baker (PBP), Austin Davis (Analyst)

SOUTHERN MISS STATS

PASSING	Comp.	Att.	Yds.	TD	Int	Long	Sack
Braylon Braxton	20	30	214	3	0	40	2

RECEIVING	Targ.	No.	Yds.	YAC	TD	Long
Elijah Metcalf	5	5	45	38	0	11
Bralon Brown	4	3	52	4	1	40
Carl Chester	8	3	40	1	0	23
Micah Davis	4	3	38	42	1	15
Kadinn Morris	4	2	25	1	1	15
Jermane Hayes	1	1	11	13	0	11
Matt Jones	2	1	8	10	0	8
Tychaun Chapman	1	1	4	5	0	4
Jeffery Pittman	1	1	2	2	0	2
Robert Briggs Jr.	1	1	0	0	0	0
Cace Reed	1	1	-1	2	0	0

RUSHING	Att.	Gain	Lost	Net	TD	Long	Avg.
Jeffery Pittman	10	71	0	71	0	23	7.1
Robert Briggs Jr.	8	32	2	30	1	15	3.8
Braylon Braxton	10	38	18	20	0	17	2.0
Matt Jones	7	17	1	16	0	7	2.3
Jaylin Carter	1	2	0	2	0	2	2.0

DEFENSE	Solo	Ast	Total	Sacks/Yds	TFL/Yds	FF	FR/Yds	INT	PBU
Michael Montgomery	1	7	8	0.0-0	0.0-0	0	0-0	0-0	0
Josh Battle	4	2	6	1.0-7	1.0-7	0	0-0	0-0	0
Josh Moten	4	2	6	0.0-0	0.0-0	0	0-0	0-0	0
Mathias Haygood	3	3	6	1.0-1	1.0-1	0	0-0	0-0	0
Chris Jones	0	6	6	0.0-0	0.5-0	0	0-0	0-0	1
Brodarius Lewis	0	5	5	0.0-0	0.0-0	0	0-0	0-0	1
J'Mond Tapp	0	5	5	0.0-0	0.0-0	0	0-0	0-0	0
Garrick Ponder	2	2	4	1.0-8	2.0-10	0	0-0	0-0	0
Ian Foster	1	3	4	0.0-0	0.0-0	0	0-0	0-0	0
Isaiah Gibson	0	4	4	0.0-0	0.5-1	0	0-0	0-0	0
Joseph Harper	2	1	3	0.0-0	0.0-0	0	0-0	0-0	1
Ahmere Foster	1	2	3	0.0-0	0.0-0	0	0-0	1-20	0
Jonathan Pennix	1	2	3	0.0-0	0.0-0	0	0-0	0-0	1
Jaden McKinney	1	2	3	0.0-0	0.0-0	0	0-0	0-0	0
Jabari Ishmael	0	3	3	0.0-0	0.0-0	0	0-0	0-0	0
Anthony Richard, Jr.	2	0	2	0.0-0	0.0-0	0	0-0	0-0	2
Jameer Lewis	2	0	2	0.0-0	1.0-2	0	0-0	0-0	0
Brendan Toles	2	0	2	0.0-0	0.0-0	0	0-0	0-0	0
MaLik Caswell	0	2	2	0.0-0	0.0-0	0	0-0	1-23	0
JJ Hawkins	1	0	1	0.0-0	1.0-1	0	0-0	0-0	0
Khalil Foster	1	0	1	0.0-0	0.0-0	0	0-0	0-0	0
Corey Myrick	0	1	1	0.0-0	0.0-0	0	0-0	0-0	1
Malakai Murphy	0	1	1	0.0-0	0.0-0	0	0-0	0-0	0
Zach Ruffin	0	1	1	0.0-0	0.0-0	0	0-0	0-0	0

RETURNS	PUNTS			KICKOFFS		
	No.	Yds	Long	No.	Yds	Long
Ahmere Foster	1	8	8	0	0	0
Zach Ruffin	0	30	30	0	0	0
Elijah Metcalf	2	33	20	0	0	0
Micah Davis	0	0	0	2	54	30

PUNTING	No.	Yds	Avg.	Long	I20	TB	50+
Jack Murley	3	119	39.7	42	2	0	0

FIELD GOALS	Made	Att.	Long	Kicks
Reed Harradine	1	3	35	Made 35, Missed 54, Missed 45

KICKOFFS	No.	Yds	TB	OB	Avg.
Reed Harradine	7	454	3	1	64.6



Southern Miss Quarterback **Braylon Braxton** threw for three touchdown passes. He became the first Golden Eagle quarterback to throw for at least three touchdown passes and no interceptions since Ty Keyes did so against Northwestern State on Sept. 17, 2022

SCORING SUMMARY

	1st	2nd	3rd	4th	Final
Jackson State	3	7	0	10	20
Southern Miss	14	3	7	14	38

Qtr.	Time	Scoring Play
Southern Miss	1st 12:06	Z.Ruffin 30 yd blocked punt return (R.Harradine kick)
Jackson State	1st 4:45	G.Baeza 46 yd FG
Southern Miss	1st 0:23	B.Brown 8 yd pass from B.Braxton (R.Harradine kick)
Jackson State	2nd 13:16	E.Matthews 21 yd rush (G.Baeza kick)
Southern Miss	2nd 10:44	R.Harradine 35 yd FG
Southern Miss	3rd 5:29	M.Davis 15 yd pass from B.Braxton (R.Harradine kick)
Southern Miss	4th 14:54	K.Morris 10 yd pass from B.Braxton (R.Harradine kick)
Jackson State	4th 13:24	G.Baeza 40 yd FG
Southern Miss	4th 9:59	R.Briggs Jr. 15 yd rush (R.Harradine kick)
Jackson State	4th 5:30	A.Miller 8 yd rush (G.Baeza kick)

TEAM STATS

	SOUTHERN MISS	JACKSON STATE
First Downs	25	19
Rushes-Yards (NET)	36-139	42-191
Passing Yds (NET)	224	131
Comp-Att-Int	22-32-0	14-28-2
Total Offense Plays - Yards	68-363	70-322
Fumble Returns - Yards	0-0	0-0
Punt Returns - Yards	3-71	1-13
Kickoff Returns - Yards	2-54	3-115
Interception Returns - Yards	2-43	0-0
Punts (Number-Avg)	3-39.7	1-13
Fumbles - Lost	0-0	0-0
Penalties - Yards	4-43	12-87
Possession Time	28:45	31:15
Third-Down Conversions	4-11	5-16
Fourth-Down Conversions	0-0	1-1
Red-Zone Scores-Chances	5-5	1-1
Sacks By: Numbers-Yards	3-16	2-17

GAME 3 RECAP

APP STATE (2-1)22
 SOUTHERN MISS (2-1)38

September 13, 2025 | Hattiesburg, Miss.
 Carlisle-Faulkner Field at M.M. Roberts Stadium | Kickoff: 6:02 p.m. | Duration: 3:27 | Attendance: 24,534
 TV: ESPN+ | Jason Baker (PBP), Austin Davis (Analyst)

SOUTHERN MISS STATS

PASSING	Comp.	Att.	Yds.	TD	Int	Long	Sack
Braylon Braxton	22	30	279	2	1	48	1

RECEIVING	Targ.	No.	Yds.	YAC	TD	Long
Tychaun Chapman	4	4	112	58	0	41
Jeffery Pittman	4	4	9	19	0	6
Elijah Metcalf	3	3	66	43	0	48
Micah Davis	3	3	30	12	1	21
Bralon Brown	5	3	22	11	0	11
Robert Briggs Jr.	2	2	22	8	1	14
Kyirin Heath	3	2	20	7	0	13
Kadinn Morris	1	1	-2	1	0	0
Carl Chester	4	0	0	0	0	0
Grant Page	1	0	0	0	0	0

RUSHING	Att.	Gain	Lost	Net	TD	Long	Avg.
Jeffery Pittman	6	39	0	39	2	16	6.5
Braylon Braxton	7	37	10	27	0	19	3.9
Robert Briggs Jr.	3	21	0	21	0	8	7.0
Matt Jones	3	13	0	13	0	8	4.3

DEFENSE	Solo	Ast	Total	Sacks/Yds	TFL/Yds	FF	FR/Yds	INT	PBU
Michael Montgomery	0	13	13	0.0-0	0.0-0	0	0-0	0-0	1
Ian Foster	5	7	12	0.0-0	0.0-0	0	0-0	1-99	3
Chris Jones	1	11	12	0.0-0	0.0-0	0	0-0	0-0	1
J'Mond Tapp	3	4	7	3.0-26	3.0-26	0	0-0	0-0	0
Josh Battle	2	5	7	0.0-0	0.5-3	0	0-0	0-0	0
Joseph Harper	1	6	7	0.0-0	0.0-0	0	0-0	0-0	0
Corey Myrick	5	1	6	0.0-0	0.0-0	0	0-0	0-0	1
Josh Moten	2	4	6	0.0-0	0.0-0	0	0-0	0-0	1
Jameer Lewis	1	4	5	1.0-9	1.0-9	0	0-0	0-0	0
Eric Thomas Jr.	3	0	3	1.0-7	1.0-7	0	0-0	0-0	0
Anthony Richard, Jr.	2	1	3	0.0-0	0.5-3	0	0-0	1-0	1
Jabari Ishmael	1	2	3	0.0-0	0.0-0	0	0-0	0-0	1
Jaden McKinney	1	2	3	0.0-0	0.0-0	0	0-0	0-0	0
Isaiah Gibson	0	3	3	0.0-0	0.0-0	0	0-0	0-0	0
Avery Sledge	2	0	2	0.0-0	0.0-0	0	0-0	0-0	0
Ahmere Foster	0	2	2	0.0-0	0.0-0	0	0-0	0-0	0
JJ Hawkins	0	2	2	0.0-0	0.0-0	0	0-0	0-0	0
Mathias Haygood	0	2	2	0.0-0	0.0-0	0	0-0	1-18	0
Matt Jones	1	0	1	0.0-0	0.0-0	0	0-0	0-0	0
Brodarius Lewis	0	1	1	0.0-0	0.0-0	0	0-0	0-0	21
Garrick Ponder	0	1	1	0.0-0	0.0-0	0	0-0	0-0	0
MaLik Caswell	0	1	1	0.0-0	0.0-0	0	0-0	0-0	0
Jonathan Pennix	0	0	0	0.0-0	0.0-0	0	0-0	0-0	1

RETURNS	PUNTS			KICKOFFS		
	No.	Yds	Long	No.	Yds	Long
Elijah Metcalf	2	1	4	--	--	--

PUNTING	No.	Yds	Avg.	Long	I20	TB	50+
Jack Murley	4	124	31.0	45	1	0	0

FIELD GOALS	Made	Att.	Long	Kicks
Reed Harradine	1	1	39	Made 39

KICKOFFS	No.	Yds	TB	OB	Avg.
Reed Harradine	7	455	6	0	65.0



IAN FOSTER returned an interception 99 yards for a touchdown, marking the third longest pick for a touchdown in school history, trailing 100-yard returns by both Curtis Mikell (at UTEP/2011) and Kendrick Presley (vs. Memphis/2011)

SCORING SUMMARY

	1st	2nd	3rd	4th	Final
App State	7	0	7	8	22
Southern Miss	7	10	7	14	38

	Qtr.	Time	Scoring Play
App State	1st	7:02	R.Dubinion 2 yd rush (D.De Freitas kick)
Southern Miss	1st	4:05	J.Pittman 5 yd rush (R.Harradine kick)
Southern Miss	2nd	14:09	R.Harradine 39 yd FG
Southern Miss	2nd	10:40	I.Foster 99 yd interception return (R.Harradine kick)
Southern Miss	3rd	11:20	R.Briggs Jr. 8 yd pass from B.Braxton (R.Harradine kick)
App State	3rd	1:06	J.Lewis 10 yd rush (D.De Freitas kick)
Southern Miss	4th	11:23	J.Pittman 9 yd rush (R.Harradine kick)
Southern Miss	4th	9:27	M.Davis 21 yd pass from B.Braxton (R.Harradine kick)
App State	4th	0:51	J.Barnes 3 yd pass from B.Wiles (D.De Freitas kick)

TEAM STATS

	SOUTHERN MISS	APP STATE
First Downs	18	27
Rushes-Yards (NET)	25-110	38-95
Passing Yds (NET)	279	375
Comp-Att-Int	22-31-1	31-52-3
Total Offense Plays - Yards	389-56	470-90
Fumble Returns - Yards	0-0	0-0
Punt Returns - Yards	2-1	0-0
Kickoff Returns - Yards	0-0	1-25
Interception Returns - Yards - TD	3-117-1	1-25-0
Punts (Number-Avg)	4-31.0	4-44.2
Fumbles - Lost	1-0	0-0
Penalties - Yards	9-74	7-65
Possession Time	23:24	36:36
Third-Down Conversions	4-9	6-18
Fourth-Down Conversions	0-0	2-4
Red-Zone Scores-Chances	4-4	3-6
Sacks By: Numbers-Yards	5-42	1-9

GAME 4 RECAP

LOUISIANA TECH (3-1)30
SOUTHERN MISS (2-2)20

September 20, 2025 | Ruston, La.
 Origin Bank Stadium at Joe Aillet Field | Kickoff: 6:32 p.m. | Duration: 3:39 | Attendance: 17,108
 TV: ESPN+ | Malcom Butler (PBP), Luke McCown (Analyst), Madison Kaufman (Sideline)

SOUTHERN MISS STATS

PASSING	Comp.	Att.	Yds.	TD	Int	Long	Sack
Braylon Braxton	28	47	382	2	1	42	1

RECEIVING	Targ.	No.	Yds.	YAC	TD	Long
Carl Chester	9	4	118	19	0	42
Bralon Brown	4	4	36	8	0	15
Kadinn Morris	6	4	35	4	0	18
Kyirin Heath	4	3	56	17	1	30
Micah Davis	6	3	28	17	0	20
Jaylin Carter	3	3	21	25	0	13
Davis Dalton	3	2	41	0	1	34
Elijah Metcalf	7	2	29	22	0	24
Matt Jones	2	1	14	14	0	14
Tychaun Chapman	1	1	8	2	0	8
Robert Briggs Jr.	1	1	6	6	0	6
Jermame Hayes	1	0	0	0	0	0

RUSHING	Att.	Gain	Lost	Net	TD	Long	Avg.
Robert Briggs Jr.	9	54	7	47	0	19	5.2
Matt Jones	12	39	3	36	0	13	3.0
Braylon Braxton	10	27	4	23	0	15	2.3
Jaylin Carter	3	16	0	16	0	12	5.3

DEFENSE	Solo	Ast	Total	Sacks/Yds	TFL/Yds	FF	FR/Yds	INT	PBU
Chris Jones	5	9	14	0.5-2	1.0-3	0	0-0	0-0	0
Michael Montgomery	3	10	13	0.5-2	1.5-4	0	0-0	0-0	0
Corey Myrick	3	4	7	0.0-0	0.0-0	0	0-0	0-0	0
Ian Foster	3	3	6	0.0-0	0.0-0	0	0-0	0-0	0
Josh Battle	3	2	5	0.0-0	0.0-0	0	0-0	0-0	0
Garrick Ponder	2	3	5	1.0-5	1.5-6	0	0-0	0-0	0
Josh Moten	1	3	4	0.0-0	0.0-0	0	0-0	0-0	3
Brodarius Lewis	0	4	4	0.0-0	0.0-0	0	0-0	0-0	0
Anthony Richard, Jr.	2	1	3	0.0-0	0.0-0	0	0-0	0-0	0
JJ Hawkins	1	2	3	0.0-0	1.0-1	0	0-0	0-0	0
J'Mond Tapp	0	2	2	0.0-0	0.0-0	0	0-0	0-0	1
Ahmere Foster	0	2	2	0.0-0	0.5-0	0	0-0	0-0	0
Jaden McKinney	0	2	2	0.0-0	0.0-0	0	0-0	0-0	0
Guylijah Theodale	0	2	2	0.0-0	0.0-0	0	0-0	0-0	0
Jameer Lewis	0	2	2	0.0-0	0.0-0	0	0-0	0-0	0
Reed Harradine	1	0	1	0.0-0	0.0-0	0	0-0	0-0	0
Avery Sledge	0	1	1	0.0-0	0.0-0	0	0-0	0-0	0
Malakai Murphy	0	1	1	0.0-0	0.0-0	0	0-0	0-0	0
Isaiah Gibson	0	1	1	0.0-0	0.0-0	0	0-0	0-0	0
Peyton Anderson	0	1	1	0.0-0	0.0-0	0	0-0	0-0	0
Zach Ruffin	0	1	1	0.0-0	0.0-0	0	0-0	0-0	0
Luke Beard	0	1	1	0.0-0	0.0-0	0	0-0	0-0	0
Mathias Haygood	0	1	1	0.0-0	0.5-0	0	0-0	0-0	0

RETURNS	No.	Yds	Long	No.	Yds	Long
Elijah Metcalf	1	4	4	--	--	--

PUNTING	No.	Yds	Avg.	Long	I20	TB	50+
Reed Harradine	5	226	45.2	50	0	0	1

FIELD GOALS	Made	Att.	Long	Kicks
Reed Harradine	2	3	38	Made 38, Missed 37, Made 30

KICKOFFS	No.	Yds	TB	OB	Avg.
Reed Harradine	3	191	1	1	63.7
Creighton Wilbanks	1	65.0	1	0	65.0



Wide receiver **CARL CHESTER JR.** hauled in 118 yards against Louisiana Tech on Sept. 13. His night not only marked the second-straight 100+-yard game by a Golden Eagle receiver, but it was the most by a Southern Miss player since Ti Mims had 128 yards against South Florida on Sept. 14, 2024

SCORING SUMMARY

	1st	2nd	3rd	4th	Final
Southern Miss	10	0	3	7	20
Louisiana Tech	17	13	0	0	30

	Qtr.	Time	Scoring Play
Louisiana Tech	1st	13:43	B.Baker 1 yd rush (D.Henderson kick)
Southern Miss	1st	12:15	K.Heath 30 yd pass from B.Braxton (R.Harradine kick)
Louisiana Tech	1st	8:10	D.Henderson 24 yd FG
Southern Miss	1st	3:29	R.Harradine 38 yd FG
Louisiana Tech	1st	0:46	O.Wiggins 3 yd rush (D.Henderson kick)
Louisiana Tech	2nd	14:01	K.Fields 48 yd INT return (D.Henderson kick missed)
Louisiana Tech	2nd	0:23	C.Thevenin 1 yd rush (D.Henderson kick)
Southern Miss	3rd	0:58	R.Harradine 30 yd FG
Southern Miss	4th	0:22	D.Dalton 34 yd pass from B.Braxton (C. Wilbanks kick)

TEAM STATS

	SOUTHERN MISS	LOUISIANA TECH
First Downs	29	14
Rushes-Yards (NET)	35-122	38-101
Passing Yds (NET)	392	239
Comp-Att-Int	28-47-1	14-21-0
Total Offense Plays - Yards	514-82	340-59
Fumble Returns - Yards	0-0	0-0
Punt Returns - Yards	1-4	3-32
Kickoff Returns - Yards	0-0	1-28
Interception Returns - Yards - TD	0-0-0	1-48-1
Punts (Number-Avg)	5-45.2	8-49.8
Fumbles - Lost	0-0	0-0
Penalties - Yards	8-54	8-76
Possession Time	32:36	27:24
Third-Down Conversions	7-17	2-13
Fourth-Down Conversions	0-2	2-2
Red-Zone Scores-Chances	2-4	4-4
Sacks By: Numbers-Yards	2-9	1-4

GAME 5 RECAP

JACKSONVILLE STATE (2-3).....25
 SOUTHERN MISS (3-2)42

September 27, 2025 | Hattiesburg, Miss.
 Carlisle-Faulkner Field at M.M. Roberts Stadium | Kickoff: 6:32 p.m. | Duration: 3:16 | Attendance: 25,034
 TV: ESPN+ | Jason Baker (PBP), Austin Davis (Analyst)

SOUTHERN MISS STATS

PASSING	Comp.	Att.	Yds.	TD	Int	Long	Sack
Braylon Braxton	13	22	152	2	0	43	2

RECEIVING	Targ.	No.	Yds.	YAC	TD	Long
Micah Davis	3	2	34	36	0	30
Matt Jones	5	2	32	18	0	27
Bralon Brown	5	2	24	1	0	14
Elijah Metcalf	2	2	-9	2	0	0
Tychaun Chapman	1	1	43	2	0	43
Carl Chester	1	1	13	0	1	13
Kyirin Heath	1	1	7	0	0	7
Kadinn Morris	2	1	6	0	1	6
Charles Montgomery	1	1	2	2	0	2

RUSHING	Att.	Gain	Lost	Net	TD	Long	Avg.
Jeffery Pittman	18	82	2	80	2	25	4.4
Matt Jones	8	45	0	45	0	9	5.6
Jaylin Carter	10	44	0	44	0	12	4.4
Braylon Braxton	12	62	21	41	1	19	3.4
Elijah Metcalf	1	0	2	-2	0	0	-2.0

DEFENSE	Solo	Ast	Total	Sacks/Yds	TFL/Yds	FF	FR/Yds	INT	PBU
Michael Montgomery	3	6	9	0.0-0	0.5-1	1	0-0	0	0
Chris Jones	5	3	8	0.0-0	0.5-0	0	0-0	0	0
J'Mond Tapp	3	5	8	0.0-0	2.0-7	0	0-0	0	0
Corey Myrick	6	1	7	0.0-0	0.0-0	0	0-0	0	1
JJ Hawkins	3	2	5	1.0-4	1.0-4	1	0-0	0	0
Ian Foster	3	2	5	1.0-9	1.0-9	0	1-0	1	1
Brodarius Lewis	1	4	5	0.0-0	0.0-0	0	0-0	0	0
Jameer Lewis	4	0	4	2.0-10	2.0-10	0	0-0	0	0
Mason Clinton	2	2	4	0.0-0	0.0-0	0	0-0	0	0
Joseph Harper	2	2	4	0.0-0	0.0-0	0	0-0	0	0
Mathis Haygood	1	2	3	0.0-0	0.0-0	0	0-0	0	0
Isaiah Gibson	0	3	3	0.0-0	0.0-0	0	0-0	0	0
Josh Moten	2	0	2	0.0-0	0.0-0	0	0-0	1	0
Avery Sledge	1	1	2	0.0-0	0.0-0	0	1-0	0	0
Jaden McKinney	1	1	2	0.0-0	0.0-0	0	0-0	0	0
Jonathan Pennis	1	1	2	0.0-0	0.0-0	0	0-0	0	0
Dylan King	1	1	2	0.0-0	0.0-0	0	0-0	0	0
Anthony Richard Jr.	1	0	1	0.0-0	0.0-0	0	0-0	0	1
Malakai Murphy	1	0	1	0.0-0	0.0-0	0	0-0	0	0
Garrick Ponder	1	0	1	0.0-0	1.0-3	0	0-0	0	0
Ahmere Foster	1	0	1	0.0-0	0.0-0	0	0-0	0	0
Josh Battle	1	0	1	0.0-0	0.0-0	0	0-0	0	0
Najae Hallenbeck	0	1	1	0.0-0	0.0-0	0	0-0	0	0
Eric Thomas Jr.	0	1	1	0.0-0	0.0-0	0	0-0	0	0

RETURNS	PUNTS			KICKOFFS		
	No.	Yds	Long	No.	Yds	Long
Elijah Metcalf	2	22	15	--	--	--
Micah Davis	--	--	--	1	24	24

PUNTING	No.	Yds	Avg.	Long	I20	TB	50+
Reed Harradine	5	193	38.6	46	2	0	0

FIELD GOALS	Made	Att.	Long	Kicks
--	--	--	--	--

KICKOFFS	No.	Yds	TB	OB	Avg.
Reed Harradine	7	455	5	0	65.0



Running back **JEFFERY PITTMAN** gashed the Jax State defense for a season-best 80 yards on the ground and two touchdowns. His long rush was a 25-yard carry and he averaged 4.4 yards per rush.

SCORING SUMMARY

	1st	2nd	3rd	4th	Final
Jacksonville State	3	0	8	14	25
Southern Miss	14	7	14	7	42

	Qtr.	Time	Scoring Play
Southern Miss	1st	11:14	J.Pittman 1 yd rush (C.Wilbanks kick)
Southern Miss	1st	6:38	J.Pittman 3 yd rush (C.Wilbanks kick)
Jax State	1st	0:45	G.Rippa 35 yd FG
Southern Miss	2nd	0:05	B.Braxton 6 yd rush (C.Wilbanks kick)
Southern Miss	3rd	5:52	K.Morris 6 yd pass from B.Braxton (C.Wilbanks kick)
Jax State	3rd	4:33	B.Rechsteiner 4 yd pass from C.Creel (C. Creel 2-pt)
Southern Miss	3rd	1:55	C.Chester 13 yd pass from B. Braxton (C.Wilbanks kick)
Jax State	4th	7:23	C.Creel 5 yd rush (2-pt failed)
Southern Miss	4th	1:27	I.Foster 49 yd interception return (C.Wilbanks kick)
Jax State	4th	0:23	C.Cook 8 yd rush (C. Creel 2-pt)

TEAM STATS

	SOUTHERN MISS	JAX STATE
First Downs	25	21
Rushes-Yards (NET)	50-225	54-262
Passing Yds (NET)	152	128
Comp-Att-Int	13-22-0	13-25-2
Total Offense Plays - Yards	72-377	79-390
Fumble Returns - Yards	0-0	1-9
Punt Returns - Yards	2-22	0-0
Kickoff Returns - Yards	1-24	1-20
Interception Returns - Yards - TD	2-49-1	0-0-0
Punts (Number-Avg)	5-38.6	4-41.8
Fumbles - Lost	1-1	4-2
Penalties - Yards	7-51	6-53
Possession Time	29:02	30:58
Third-Down Conversions	4-12	8-16
Fourth-Down Conversions	2-3	1-2
Red-Zone Scores-Chances	5-5	4-5
Sacks By: Numbers-Yards	4-23	2-21

GAME 6 RECAP

GEORGIA SOUTHERN (2-4)35
SOUTHERN MISS (4-2)38

October 9, 2025 | Statesboro, Ga.
 Allen E. Paulson Stadium | Kickoff: 8:06 p.m. | Duration: 3:41 | Attendance: 20,032
 TV: ESPN2 | Jay Alter (PBP), Rocky Boiman (Analyst)

SOUTHERN MISS STATS

PASSING							
	Comp.	Att.	Yds.	TD	Int	Long	Sack
Braylon Braxton	19	28	237	2	0	50	1

RECEIVING						
	Targ.	No.	Yds.	YAC	TD	Long
Elijah Metcalf	6	4	62	18	0	30
Bralon Brown	6	4	55	-1	0	20
Tychaun Chapman	6	4	52	21	1	50
Carl Chester	3	2	43	0	1	30
Micah Davis	4	2	15	3	0	14
Kyirin Heath	1	1	5	3	0	5
Kadinn Morris	1	1	4	0	0	4
Jeffery Pittman	1	1	1	5	0	1

RUSHING							
	Att.	Gain	Lost	Net	TD	Long	Avg.
Jeffery Pittman	31	141	1	140	2	16	4.5
Matt Jones	4	29	0	29	1	17	7.2
Braylon Braxton	8	24	7	17	0	11	2.1
Micah Davis	1	1	0	1	0	1	1.0

DEFENSE									
	Solo	Ast	Total	Sacks/Yds	TFL/Yds	FF	FR/Yds	INT	PBU
Chris Jones	5	6	11	2.0-20	2.5-21	0	0-0	0-0	0
Michael Montgomery	5	4	9	1.0-1	1.0-1	0	0-0	1-21	0
J'Mond Tapp	5	1	6	1.0-2	1.0-2	0	0-0	0-0	0
Jabari Ishmael	2	3	5	0.0-0	0.0-0	0	0-0	0-0	0
Corey Myrick	4	0	4	0.0-0	1.0-1	0	0-0	0-0	0
Ahmere Foster	3	1	4	0.0-0	0.0-0	0	0-0	0-0	0
Josh Moten	3	0	3	0.0-0	0.0-0	0	0-0	1-3	0
Jameer Lewis	1	2	3	0.0-0	0.0-0	0	0-0	0-0	0
Ian Foster	1	2	3	0.0-0	0.0-0	0	0-0	0-0	0
Brodarius Lewis	2	0	2	0.0-0	0.0-0	0	0-0	0-0	0
Jonathan Pennix	2	0	2	0.0-0	0.0-0	0	0-0	1-0	1
Isaiah Gibson	1	1	2	0.0-0	0.0-0	0	0-0	0-0	0
Joseph Harper	1	1	2	0.0-0	0.0-0	0	0-0	0-0	0
Dylan King	1	1	2	0.0-0	0.0-0	0	0-0	0-0	1
JJ Hawkins	1	0	1	1.0-7	1.0-7	0	0-0	0-0	0
Anthony Richard, Jr.	1	0	1	0.0-0	0.0-0	0	0-0	0-0	2
Najae Hallenbeck	1	0	1	0.0-0	0.0-0	0	0-0	0-0	0
Jeffery Pittman	1	0	1	0.0-0	0.0-0	0	0-0	0-0	0
Mathias Haygood	1	0	1	0.0-0	0.0-0	0	0-0	0-0	0
Garrick Ponder	0	1	1	0.0-0	0.5-0	0	0-0	0-0	0
Malakai Murphy	0	1	1	0.0-0	0.0-0	0	0-0	0-0	0

PUNTS			KICKOFFS			
RETURNS	No.	Yds	Long	No.	Yds	Long
Elijah Metcalf	1	7	7	--	--	--
Micah Davis	--	--	--	1	-1	--
Ian Foster	--	--	--	0	12	1

PUNTING							
	No.	Yds	Avg.	Long	I20	TB	50+
Reed Harradine	4	134	33.5	40	1	0	0
Jack Murley	2	72	36.0	44	2	0	0

FIELD GOALS				
	Made	Att.	Long	Kicks
Creighton Wilbanks	1	1	42	Made 42

KICKOFFS					
	No.	Yds	TB	OB	Avg.
Reed Harradine	7	438	5	0	62.6



Safety **IAN FOSTER** accounted for three tackles on the night. The #NastyBunch forced three interceptions on the night with Jonathan Pennix recording his first of the season. Michael Montgomery and Josh Moten each recorded their second of the season

SCORING SUMMARY

	1st	2nd	3rd	4th	Final
Southern Miss	7	21	7	3	38
Georgia Southern	7	0	14	14	35

	Qtr.	Time	Scoring Play
Georgia Southern	1st	8:23	D.Mbadinga 2 yd rush (T.Bryant Kick)
Southern Miss	1st	4:42	T.Chapman 50 yd rec thrown by B.Braxton (C.Wilbanks Kick)
Southern Miss	2nd	14:56	J.Pittman 2 yd rush (C.Wilbanks Kick)
Southern Miss	2nd	4:06	C.Chester 30 yd rec thrown by B.Braxton (C.Wilbanks Kick)
Southern Miss	2nd	1:18	J.Pittman 2 yd rush (C.Wilbanks Kick)
Georgia Southern	3rd	7:03	J.French IV 5 yd rush (T.Bryant Kick)
Southern Miss	3rd	4:24	M.Jones 3 yd rush (C.Wilbanks Kick)
Georgia Southern	3rd	1:19	M.Sanders Jr. 39 yd rec thrown by J.French IV (T.Bryant Kick)
Southern Miss	4th	10:24	C.Wilbanks 42 yd Field Goal
Georgia Southern	4th	6:20	C.Brown 26 yd rec thrown by J.French IV (T.Bryant Kick)
Georgia Southern	4th	2:14	J.French IV 2 yd rush (T.Bryant Kick)

TEAM STATS

	SOUTHERN MISS	GEORGIA SOUTHERN
First Downs	25	24
Rushes-Yards (NET)	48-184	34-82
Passing Yds (NET)	237	313
Comp-Att-Int	19-28-0	24-43-3
Total Offense Plays - Yards	76-421	77-395
Fumble Returns - Yards	0-0	1-10
Punt Returns - Yards	1-7	0-0
Kickoff Returns - Yards	1-11	2-34
Interception Returns - Yards - TD	3-24	0-0
Punts (Number-Avg)	6-34.3	5-46.6
Fumbles - Lost	4-1	0-0
Penalties - Yards	8-68	12-104
Possession Time	30:57	29:03
Third-Down Conversions	6-15	7-15
Fourth-Down Conversions	0-0	2-2
Red-Zone Scores-Chances	3-3	3-3
Sacks By: Numbers-Yards	5-30	1-4

GAME 7 RECAP

LOUISIANA (2-5)10
 SOUTHERN MISS (5-2)22

October 18, 2025 | Lafayette, La.
 Our Lady of the Lourdes Stadium | Kickoff: 4:03 p.m. | Duration: 3:12 | Attendance: 21,047
 TV: ESPN+ | Dan McDonald (PBP), Eric Mouton (Analyst), Ben Schafer (Sideline)

SOUTHERN MISS STATS

PASSING	Comp.	Att.	Yds.	TD	Int	Long	Sack
Braylon Braxton	13	18	237	1	1	98	0

RECEIVING	Targ.	No.	Yds.	YAC	TD	Long
Micah Davis	5	3	134	75	1	98
Kadin Morris	3	3	70	24	0	30
Bralon Brown	3	2	16	0	0	9
Carl Chester	3	2	8	5	0	5
Kyirin Heath	2	1	5	4	0	5
Jeffery Pittman	1	1	3	9	0	3
Matt Jones	1	1	1	3	0	1

RUSHING	Att.	Gain	Lost	Net	TD	Long	Avg.
Jeffery Pittman	21	77	4	73	0	11	3.5
Matt Jones	9	37	0	37	1	13	4.1
Robert Briggs	3	17	0	17	0	11	5.7
Braylon Braxton	5	11	2	9	0	5	1.8

DEFENSE	Solo	Ast	Total	Sacks/Yds	TFL/Yds	FF	FR/Yds	INT	PBU
Chris Jones	6	2	8	1.0-4	1.0-4	1	0-0	0-0	0
Michael Montgomery	4	3	7	0.0-0	0.5-1	0	0-0	0-0	0
J'Mond Tapp	2	5	7	0.0-0	0.5-1	0	0-0	0-0	0
Brodarius Lewis	5	1	6	0.0-0	1.5-1	0	0-0	0-0	0
Ian Foster	4	1	5	0.0-0	0.0-0	0	0-0	0-0	0
Corey Myrick	3	2	5	0.0-0	0.0-0	0	0-0	1-27	0
Dylan King	3	2	5	0.0-0	0.0-0	0	0-0	0-0	0
Ahmere Foster	4	0	4	0.0-0	0.0-0	0	0-0	1-34	0
Joseph Harper	3	1	4	0.0-0	0.0-0	0	0-0	0-0	0
Garrick Ponder	3	0	3	1.0-7	1.0-7	0	0-0	0-0	0
Jabari Ishmael	2	1	3	0.0-0	1.0-3	0	1-0	0-0	0
Anthony Richard, Jr.	1	2	3	0.0-0	0.0-0	0	0-0	0-0	1
Josh Moten	2	0	2	0.0-0	0.0-0	0	0-0	0-0	0
Mason Clinton	2	0	2	0.0-0	1.0-1	0	0-0	0-0	1
Jaden McKinney	1	1	2	0.0-0	0.0-0	0	0-0	0-0	0
Avery Sledge	1	1	2	0.0-0	0.5-0	0	0-0	0-0	0
Carl Chester	1	0	1	0.0-0	0.0-0	0	0-0	0-0	0
Quinzavious Warren	1	0	1	0.0-0	0.0-0	0	0-0	0-0	0
Tychaun Chapman	1	0	1	0.0-0	0.0-0	0	0-0	0-0	0
Malakai Murphy	1	0	1	0.0-0	0.0-0	0	0-0	0-0	0
Brendan Toles	1	0	1	0.0-0	0.0-0	0	0-0	0-0	0
Mathias Haygood	1	0	1	0.0-0	0.0-0	0	0-0	0-0	0
Jonathan Pennix	1	0	1	0.0-0	0.0-0	0	0-0	0-0	1

RETURNS	No.	PUNTS			KICKOFFS		
		Yds	Long	No.	Yds	Long	
Elijah Metcalf	1	11	11	--	--	--	
Micah Davis	--	--	--	1	24	24	

PUNTING	No.	Yds	Avg.	Long	I20	TB	50+
Reed Harradine	2	102	51.0	60	0	0	1
Jack Murley	3	99	33.0	42	3	0	0

FIELD GOALS	Made	Att.	Long	Kicks
Creighton Wilbanks	2	3	52	Miss 48, Made 32, Made 42

KICKOFFS	No.	Yds	TB	OB	Avg.
Reed Harradine	4	242	2	0	60.5



Wideout **MICAH DAVIS** recorded the longest touchdown score in Southern Miss history when Braylon Braxton found him for a 98-yard pass and score late in the third quarter to seal the victory for the Golden Eagles

SCORING SUMMARY

	1st	2nd	3rd	4th	Final
Southern Miss	0	13	7	2	22
Louisiana	7	0	3	0	10

	Qtr.	Time	Scoring Play
Louisiana	1st	3:21	L.Winfield 3 yd rush (T. Sterner kick)
Southern Miss	2nd	7:42	M. Jones 1 yd rush (C. Wilbanks kick)
Southern Miss	2nd	1:29	C. Wilbanks 32 yd FG
Southern Miss	2nd	0:00	C. Wilbanks 52 yd FG
Louisiana	3rd	9:35	T. Sterner 24 yd FG
Southern Miss	3rd	3:40	M. Davis 98 yd pass from B. Braxton (C. Wilbanks kick)
Southern Miss	4th	3:43	Safety

TEAM STATS

	SOUTHERN MISS	LOUISIANA
First Downs	14	19
Rushes-Yards (NET)	41-133	48-217
Passing Yds (NET)	237	135
Comp-Att-Int	13-18-1	14-27-2
Total Offense Plays - Yards	59-370	75-352
Fumble Returns - Yards	0-0	2-3
Punt Returns - Yards	1-11	1-0
Kickoff Returns - Yards	1-24	2-31
Interception Returns - Yards - TD	2-61	1-18
Punts (Number-Avg)	5-40.2	3-50.3
Fumbles - Lost	1-1	2-1
Penalties - Yards	6-43	8-70
Possession Time	24:29	35:31
Third-Down Conversions	2-13	6-16
Fourth-Down Conversions	1-1	1-4
Red-Zone Scores-Chances	2-3	2-4
Sacks By: Numbers-Yards	2-11	0-0

GAME 8 RECAP

ULM (3-5).....21
SOUTHERN MISS (6-2)49

October 25, 2025 | Hattiesburg, Miss.
 Carlisle-Faulkner Field at M.M. Roberts Stadium | Kickoff: 2:23 p.m. | Duration: 3:16 | Attendance: 27,111
 TV: ESPN+ | Jason Baker (PBP), Austin Davis (Analyst)

SOUTHERN MISS STATS

PASSING	Comp.	Att.	Yds.	TD	Int	Long	Sack
Braylon Braxton	18	23	248	4	0	40	3

RECEIVING	Targ.	No.	Yds.	YAC	TD	Long
Elijah Metcalf	7	7	76	39	0	30
Tychaun Chapman	3	3	83	2	1	40
Robert Briggs Jr.	3	3	16	27	0	7
Kyirin Heath	3	1	34	30	1	34
Bralon Brown	1	1	24	1	1	24
Carl Chester	2	1	8	0	1	8
Matt Jones	1	1	6	0	0	6
Michah Davis	3	1	1	2	0	1

RUSHING	Att.	Gain	Lost	Net	TD	Long	Avg.
Robert Briggs Jr.	7	55	0	55	0	24	7.9
Matt Jones	12	42	0	42	2	10	3.5
Jaylin Carter	4	38	0	38	1	27	9.5
Jacobe Robinson	2	33	0	33	0	26	16.5
Braylon Braxton	11	40	20	20	0	17	1.8

DEFENSE	Solo	Ast	Total	Sacks/Yds	TFL/Yds	FF	FR/Yds	INT	PBU
Michael Montgomery	3	6	9	0.0-0	0.0-0	0	0-0	0-0	0
Garrick Ponder	2	4	6	0.0-0	1.5-3	0	0-0	0-0	0
Corey Myrick	1	5	6	0.0-0	1.0-1	0	0-0	0-0	1
Chris Jones	1	5	6	0.0-0	0.0-0	0	0-0	1-2	0
Mathias Haygood	2	3	5	0.0-0	0.5-2	0	0-0	0-0	1
Anthony Richard, Jr.	2	2	4	0.0-0	0.0-0	0	0-0	1-0	0
Brodarius Lewis	0	4	4	0.0-0	0.0-0	0	0-0	0-0	0
J'Mond Tapp	0	4	4	0.0-0	0.5-1	0	0-0	0-0	0
Josh Moten	2	1	3	0.0-0	0.0-0	0	0-0	0-0	0
Ian Foster	2	1	3	0.0-0	0.0-0	0	0-0	0-0	1
Ahmere Foster	0	3	3	0.0-0	0.0-0	0	0-0	0-0	1
Joseph Harper	2	0	2	0.0-0	0.0-0	0	0-0	0-0	0
Isaiah Gibson	1	1	2	0.0-0	0.0-0	0	0-0	0-0	0
Jameer Lewis	1	1	2	0.0-0	0.0-0	0	0-0	0-0	0
Jaden McKinney	0	2	2	0.0-0	0.0-0	0	0-0	0-0	0
Dylan King	1	0	1	0.0-0	0.0-0	0	0-0	0-0	0
Khalil Foster	1	0	1	0.0-0	0.0-0	0	0-0	0-0	0
Jabari Ishmael	0	1	1	0.0-0	0.0-0	0	0-0	0-0	0
Najae Hallenbeck	0	1	1	0.0-0	0.0-0	0	0-0	0-0	0
Avery Sledge	0	1	1	0.0-0	0.0-0	0	0-0	0-0	0
MaLik Caswell	0	1	1	0.0-0	0.5-2	0	0-0	0-0	0
Jonathan Pennix	0	0	0	0.0-0	0.0-0	0	0-0	0-0	1
JJ Hawkins	0	0	0	0.0-0	0.0-0	0	0-0	0-0	0
Eric Thomas Jr.	0	0	0	0.0-0	0.0-0	0	0-0	0-0	0

RETURNS	PUNTS			KICKOFFS		
	No.	Yds	Long	No.	Yds	Long
Elijah Metcalf	1	15	15	--	--	--
Michah Davis	--	--	--	3	58	31

PUNTING	No.	Yds	Avg.	Long	I20	TB	50+
Reed Harradine	2	88	44.0	45	1	0	0
Jack Murley	2	58	29.0	31	2	0	0

FIELD GOALS	Made	Att.	Long	Kicks
--				

KICKOFFS	No.	Yds	TB	OB	Avg.
Reed Harradine	8	496	5	0	62.0



Quarterback **BRAYLON BRAXTON** threw for 248 yards and four touchdowns. He registered the first four touchdown passing game since Jack Abraham did it against Rice in 2018 (9/22). Braxton tallied a touchdown pass for the eighth consecutive game and also had his seventh multi-TD throwing contest this season

SCORING SUMMARY

	1st	2nd	3rd	4th	Final
ULM	7	7	0	7	21
Southern Miss	7	14	14	14	49

	Qtr.	Time	Scoring Play
ULM	1st	7:35	T.Griffin 4 yd pass from L.Graves (J.Chambliss kick)
Southern Miss	1st	5:13	M.Jones 4 yd rush (C.Wilbanks kick)
Southern Miss	2nd	12:05	K.Heath 34 yd pass from B.Braxton (C.Wilbanks kick)
Southern Miss	2nd	8:00	T.Chapman 39 yd pass from B.Braxton (C.Wilbanks kick)
ULM	2nd	2:47	Z.Palmer-Smith 21 yd rush (J.Chambliss kick)
Southern Miss	3rd	10:28	M.Jones 3 yd rush (C.Wilbanks kick)
Southern Miss	3rd	6:03	C.Chester 8 yd pass from B.Braxton (C.Wilbanks kick)
Southern Miss	4th	12:54	B.Brown 24 yd pass from B.Braxton (C.Wilbanks kick)
ULM	4th	6:23	J.Nixon 2 yd rush (J.Chambliss kick)
Southern Miss	4th	4:56	J.Carter 27 yd rush (C.Wilbanks kick)

TEAM STATS

	SOUTHERN MISS	ULM
First Downs	21	22
Rushes-Yards (NET)	197	209
Passing Yds (NET)	197	209
Comp-Att-Int	18-23-0	12-26-2
Total Offense Plays - Yards	61-445	66-312
Fumble Returns - Yards	0-0	0-0
Punt Returns - Yards	1-15	1-1
Kickoff Returns - Yards	3-58	1-13
Interception Returns - Yards - TD	2-2-0	0-0-0
Punts (Number-Avg)	4-36.5	4-47.8
Fumbles - Lost	0-0	1-1
Penalties - Yards	4-56	11-78
Possession Time	24:59	34:57
Third-Down Conversions	5-11	9-16
Fourth-Down Conversions	2-2	1-1
Red-Zone Scores-Chances	3-3	2-3
Sacks By: Numbers-Yards	0-0	3-20

GAME 9 RECAP

ARKANSAS STATE (5-5)21
 SOUTHERN MISS (7-2)27

November 8, 2025 | Jonesboro, Ark.
 Centennial Bank Stadium | Kickoff: 11:05 a.m. | Duration: 3:37 | Attendance: 15,441
 TV: ESPNU | Lowell Galindo (PBP), Aaron Murray (Analyst), Lauren Sisler (Sideline)

SOUTHERN MISS STATS

PASSING	Comp.	Att.	Yds.	TD	Int	Long	Sack
Braylon Braxton	20	29	228	1	1	35	2

RECEIVING	Targ.	No.	Yds.	YAC	TD	Long
Elijah Metcalf	7	5	143	86	1	76
Kyirin Heath	8	5	51	9	1	15
Micah Davis	6	5	44	26	0	12
Tychaun Chapman	5	3	42	11	0	35
Jeffery Pittman	2	2	3	10	0	2
Carl Chester	3	1	35	17	0	35
Matt Jones	1	1	18	20	0	18
Bralon Brown	1	1	15	7	0	15
Robert Briggs Jr.	1	1	5	3	0	5

RUSHING	Att.	Gain	Lost	Net	TD	Long	Avg.
Jeffery Pittman	18	76	1	75	0	13	4.2
Matt Jones	8	45	1	44	0	12	5.5
Robert Briggs Jr.	10	44	0	44	0	9	4.4
Braylon Braxton	4	16	11	5	0	16	1.2
Landry Lyddy	2	7	3	4	1	7	2.0

DEFENSE	Solo	Ast	Total	Sacks/Yds	TFL/Yds	FF	FR/Yds	INT	PBU
Chris Jones	6	7	13	0.0-0	1.0-2	0	0-0	0-0	0
Michael Montgomery	4	9	13	0.0-0	0.0-0	0	0-0	0-0	1
Corey Myrick	4	5	9	0.0-0	1.5-2	0	0-0	0-0	0
Ian Foster	1	6	7	0.0-0	0.5-2	0	0-0	1-23	1
Josh Moten	4	2	6	0.0-0	0.0-0	0	0-0	3-22	1
Dylan King	3	2	5	0.0-0	0.0-0	0	0-0	0-0	0
J'Mond Tapp	0	5	5	0.5-5	0.5-5	0	0-0	0-0	0
Jonathan Pennix	3	1	4	0.0-0	0.0-0	0	0-0	0-0	0
Jameer Lewis	2	2	4	0.0-0	0.0-0	0	0-0	0-0	0
Ahmere Foster	1	3	4	0.0-0	0.0-0	0	0-0	1-0	0
Isaiah Gibson	1	3	4	0.0-0	0.0-0	0	0-0	0-0	1
Garrick Ponder	1	2	3	0.5-6	0.5-6	1	1-0	0-0	0
Brodarius Lewis	1	2	3	0.0-0	0.0-0	0	0-0	0-0	0
Mathias Haygood	0	3	3	0.0-0	0.0-0	0	0-0	0-0	0
Mason Clinton	0	3	3	0.0-0	0.0-0	0	0-0	0-0	0
Avery Sledge	2	0	2	0.0-0	0.0-0	0	0-0	0-0	0
Anthony Richard, Jr.	1	1	2	0.0-0	0.0-0	0	0-0	0-0	0
Tychaun Chapman	1	0	1	0.0-0	0.0-0	0	0-0	0-0	0
Joseph Harper	1	0	1	0.0-0	0.0-0	0	0-0	0-0	0
JJ Hawkins	0	1	1	1.0-0	0.0-0	0	0-0	0-0	0
Najae Hallenbeck	0	1	1	0.0-0	0.0-0	0	0-0	0-0	0
Zach Ruffin	0	1	1	0.0-0	0.0-0	0	0-0	0-0	0

RETURNS	No.	PUNTS			KICKOFFS		
		Yds	Long	No.	Yds	Long	
Micah Davis	1	19	19	--	--	--	

PUNTING	No.	Yds	Avg.	Long	I20	TB	50+
Reed Harradine	6	240	40.0	55	1	0	1

FIELD GOALS	Made	Att.	Long	Kicks
Creighton Wilbanks	2	2	37	Made 27, Made 38

KICKOFFS	No.	Yds	TB	OB	Avg.
Reed Harradine	6	387	5	0	64.5



Cornerback **JOSH MOTEN** registered three interceptions in the opening half, becoming the first Golden Eagle to snatch three in the same game since Eric Pruitt did it against Army in 2002

SCORING SUMMARY

	1st	2nd	3rd	4th	Final
Southern Miss	10	7	3	7	27
Arkansas State	7	0	0	14	21

	Qtr.	Time	Scoring Play
Southern Miss	1st	13:17	C.Wilbanks 28 yd FG
Arkansas State	1st	11:02	K.Clay 5 yd pass from J.Raynor (C.Van Andel kick)
Southern Miss	1st	3:43	L.Lyddy 7 yd rush (C.Wilbanks kick)
Southern Miss	2nd	14:04	E.Metcalf 76 yd pass from L.Lyddy (C.Wilbanks kick)
Southern Miss	3rd	2:05	C.Wilbanks 37 yd FG
Arkansas State	4th	13:08	T.Little 6 yd pass from J.Flowers (C.Van Andel kick)
Southern Miss	4th	9:15	K.Heath 15 yd pass from B.Braxton (C.Wilbanks kick),
Arkansas State	4th	3:15	J.Bonelli 3 yd pass from J.Raynor (C.Van Andel kick),

TEAM STATS

	SOUTHERN MISS	ARKANSAS STATE
First Downs	22	28
Rushes-Yards (NET)	42-172	34-119
Passing Yds (NET)	356	337
Comp-Att-Int	24-35-2	38-53-5
Total Offense Plays - Yards	77-528	87-456
Fumble Returns - Yards	0-0	0-0
Punt Returns - Yards	0-0	1-5
Kickoff Returns - Yards	1-19	1-34
Interception Returns - Yards - TD	5-45-0	2-2-0
Punts (Number-Avg)	6-40.0	6-42.8
Fumbles - Lost	0-0	1-1
Penalties - Yards	12-100	2-10
Possession Time	29:45	30:15
Third-Down Conversions	7-17	9-15
Fourth-Down Conversions	0-1	0-0
Red-Zone Scores-Chances	4-5	3-4
Sacks By: Numbers-Yards	1-11	3-14

GAME 10 RECAP

TEXAS STATE (4-6)41
SOUTHERN MISS (7-3)14

November 15, 2025 | Hattiesburg, Miss.
 Carlisle-Faulkner Field at M.M. Roberts Stadium | Kickoff: 2:33 p.m. | Duration: 3:10 | Attendance: 27,223
 TV: ESPN+ | Jason Baker (PBP), Austin Davis (Analyst)

SOUTHERN MISS STATS

PASSING	Comp.	Att.	Yds.	TD	Int	Long	Sack
Landry Lyddy	29	44	267	1	2	34	0

RECEIVING	Targ.	No.	Yds.	YAC	TD	Long
Elijah Metcalf	13	10	116	70	1	34
Jaylin Carter	7	6	29	42	0	11
Tychaun Chapman	3	3	45	13	0	22
Bralon Brown	5	3	31	2	0	12
Micah Davis	2	2	4	9	0	6
Jeffery Pittman	2	1	11	10	0	11
Kyirin Heath	1	1	10	0	0	10
Carl Chester	5	1	10	12	0	10
Davis Dalton	1	1	10	1	0	10
Matt Jones	2	1	1	0	0	1
TJ Johnson	1	0	0	0	0	0
Robert Briggs Jr.	2	0	0	0	0	0

RUSHING	Att.	Gain	Lost	Net	TD	Long	Avg.
Jeffery Pittman	11	54	0	54	1	12	4.9
Matt Jones	6	27	1	26	0	13	4.3
Jaylin Carter	7	29	8	21	0	12	3.0
Tychaun Chapman	1	12	0	12	0	12	12.0
Landry Lyddy	3	9	0	9	0	5	3.0
Robert Briggs Jr.	2	2	0	2	0	2	1.0

DEFENSE	Solo	Ast	Total	Sacks/Yds	TFL/Yds	FF	FR/Yds	INT	PBU
Chris Jones	3	12	15	0.0-0	0.0-0	0	0-0	0-0	0
Michael Montgomery	2	8	10	0.0-0	0.0-0	0	0-0	0-0	0
Ian Foster	1	9	10	0.0-0	0.0-0	0	0-0	0-0	0
Corey Myrick	1	8	9	0.0-0	0.0-0	0	0-0	0-0	0
Ahmere Foster	1	6	7	0.0-0	0.0-0	0	0-0	0-0	0
J'Mond Tapp	1	6	7	1.0-6	2.0-8	0	0-0	0-0	0
Jameer Lewis	3	3	6	0.0-0	0.5-1	0	0-0	0-0	0
Joseph Harper	2	3	5	0.0-0	0.5-1	0	0-0	0-0	0
Jaden McKinney	2	2	4	0.0-0	1.0-1	0	0-0	0-0	0
Garrick Ponder	1	3	4	0.0-0	1.5-5	0	0-0	0-0	0
Brodarius Lewis	0	4	4	0.0-0	0.5-1	0	0-0	0-0	0
Josh Moten	2	1	3	0.0-0	0.0-0	0	0-0	0-0	0
Dylan King	0	3	3	0.0-0	0.0-0	0	0-0	0-0	0
Mathias Haygood	1	1	2	0.0-0	0.0-0	0	0-0	0-0	0
Mason Clinton	1	0	1	0.0-0	0.0-0	0	0-0	0-0	0
MaLik Caswell	1	0	1	0.0-0	0.0-0	0	0-0	0-0	0
Zach Ruffin	1	0	1	0.0-0	0.0-0	0	0-0	0-0	0
Anthony Richard, Jr.	0	1	1	0.0-0	0.0-0	0	0-0	0-0	0
Jonathan Pennix	0	1	1	0.0-0	0.0-0	0	0-0	0-0	0
Eric Thomas Jr.	0	1	1	0.0-0	0.0-0	0	0-0	0-0	0

RETURNS	No.	PUNTS			KICKOFFS		
		Yds	Long	No.	Yds	Long	
Micah Davis	1	8	8	2	47	29	

PUNTING	No.	Yds	Avg.	Long	I20	TB	50+
Reed Harradine	4	176	44.0	50	2	0	2
Jack Murley	1	38	38.0	38	1	0	0

FIELD GOALS	Made	Att.	Long	Kicks
--	--	--	--	--

KICKOFFS	No.	Yds	TB	OB	Avg.
Reed Harradine	3	190	2	0	63.3



Running back **JEFFERY PITTMAN** ran for a team-high 54 yards to go along with one touchdown. He averaged 4.9 yards per carry in the loss

SCORING SUMMARY

	1st	2nd	3rd	4th	Final
Texas State	10	17	0	14	41
Southern Miss	0	0	7	7	14

	Qtr.	Time	Scoring Play
Texas State	1st	10:12	T.Robles 29 yd FG
Texas State	1st	2:16	B.Jackson 3 yd rush (T.Robles kick)
Texas State	2nd	10:41	T.Robles 50 yd FG
Texas State	2nd	6:03	C.Dawn, Jr. 82 yd pass from B.Jackson (T.Robles kick)
Texas State	2nd	1:06	B.Jackson 4 yd rush (T.Robles kick)
Southern Miss	3rd	2:58	E.Metcalf 4 yd pass from L.Lyddy (C.Wilbanks kick)
Texas State	4th	12:32	L.Pare 1 yd rush (T.Robles kick)
Texas State	4th	7:45	C.Jones 100 yd interception return (T.Robles kick)
Southern Miss	4th	1:39	J.Pittman 2 yd rush (C.Wilbanks kick)

TEAM STATS

	SOUTHERN MISS	TEXAS STATE
First Downs	20	25
Rushes-Yards (NET)	30-124	51-257
Passing Yds (NET)	267	192
Comp-Att-Int	29-44-2	14-17-0
Total Offense Plays - Yards	74-391	68-449
Fumble Returns - Yards	0-0	0-0
Punt Returns - Yards	1-8	2-5
Kickoff Returns - Yards	2-47	1-16
Interception Returns - Yards - TD	0-0-0	2-107-1
Punts (Number-Avg)	5-42.8	3-42.0
Fumbles - Lost	1-1	0-0
Penalties - Yards	6-51	5-41
Possession Time	27:56	32:04
Third-Down Conversions	10-18	5-11
Fourth-Down Conversions	0-1	0-0
Red-Zone Scores-Chances	2-3	4-4
Sacks By: Numbers-Yards	1-6	0-0

GAME 11 RECAP

SOUTH ALABAMA (4-7).....42
SOUTHERN MISS (7-4).....35

November 22, 2025 | Hattiesburg, Miss.
 Hancock Whitney Stadium | Kickoff: 2:32 p.m. | Duration: 3:44 | Attendance: 17,601
 TV: ESPN+ | Pat Greenwood (PBP), Brian Genard (Analyst)

SOUTHERN MISS STATS

PASSING	Comp.	Att.	Yds.	TD	Int	Long	Sack
Braylon Braxton	31	52	400	3	1	52	2

RECEIVING	Targ.	No.	Yds.	YAC	TD	Long
Elijah Metcalf	8	6	74	21	0	32
Carl Chester	9	5	128	13	2	52
Jeffery Pittman	6	5	2	32	0	3
Jaylin Carter	5	4	28	36	0	10
Robert Briggs Jr.	5	3	36	39	0	22
Kyirin Heath	4	3	35	25	0	33
Micah Davis	3	2	59	7	1	30
Davis Dalton	2	1	31	2	0	31
Bralon Brown	5	1	8	0	0	8
Matt Jones	2	1	-1	5	0	0
Kadinn Morris	1	0	0	0	0	0
Tychaun Chapman	2	0	0	0	0	0

RUSHING	Att.	Gain	Lost	Net	TD	Long	Avg.
Jeffery Pittman	12	42	1	41	1	10	3.4
Jaylin Carter	4	12	0	12	1	5	3
Matt Jones	1	7	0	7	0	7	7
Robert Briggs Jr.	2	4	0	4	0	3	2
Braylon Braxton	4	0	23	-23	0	0	-5.8

DEFENSE	Solo	Ast	Total	Sacks/Yds	TFL/Yds	FF	FR/Yds	INT	PBU
Corey Myrick	7	5	12	0.0-0	0.0-0	0	0-0	0-0	0
Chris Jones	3	8	11	0.0-0	0.0-0	0	0-0	0-0	0
Brodarius Lewis	2	9	11	0.0-0	0.0-0	0	0-0	0-0	1
Mathias Haygood	1	10	11	0.0-0	0.0-0	0	0-0	0-0	0
Joseph Harper	3	6	9	0.0-0	0.0-0	0	0-0	0-0	0
Josh Moten	6	2	8	0.0-0	1.0-1	0	0-0	0-0	0
Ian Foster	2	4	6	0.0-0	1.0-1	0	0-0	0-0	0
J'Mond Tapp	1	5	6	1.0-5	1.0-5	0	0-0	0-0	0
Anthony Richard, Jr.	2	3	5	0.0-0	0.0-0	0	0-0	0-0	0
Ahmere Foster	1	4	5	0.0-0	0.0-0	0	0-0	0-0	0
Avery Sledge	0	4	4	0.0-0	0.0-0	0	0-0	0-0	0
Garrick Ponder	1	2	3	0.0-0	1.0-1	0	0-0	0-0	0
Isaiah Gibson	0	3	3	0.0-0	0.0-0	0	0-0	0-0	0
Jameer Lewis	0	2	2	0.0-0	0.0-0	0	0-0	0-0	0
JJ Hawkins	0	2	2	0.0-0	0.0-0	0	0-0	0-0	0
Mason Clinton	0	2	2	0.0-0	0.0-0	0	0-0	0-0	0
Jaden McKinney	0	2	2	0.0-0	0.0-0	0	0-0	0-0	0
Josh Battle	1	0	1	0.0-0	0.0-0	0	0-0	0-0	0
Charles Montgomery	1	0	1	0.0-0	0.0-0	0	0-0	0-0	0
Jeffery Pittman	1	0	1	0.0-0	0.0-0	0	0-0	0-0	0
Jonathan Pennix	0	1	1	0.0-0	0.0-0	0	0-0	0-0	0

RETURNS	PUNTS			KICKOFFS		
	No.	Yds	Long	No.	Yds	Long
Micah Davis	2	34	33	1	16	16

PUNTING	No.	Yds	Avg.	Long	I20	TB	50+
Reed Harradine	4	171	42.8	51	0	0	1

FIELD GOALS	Made	Att.	Long	Kicks
Creighton Wilbanks	0	1	--	Missed 47

KICKOFFS	No.	Yds	TB	OB	Avg.
Reed Harradine	5	321	4	0	64.2



Quarterback **BRAYLON BRAXTON** threw for 400 yards on 31 completions against the Jaguars on Saturday afternoon. He tossed three touchdown passes and only had one interception while getting sacked two times

SCORING SUMMARY

	1st	2nd	3rd	4th	Final
SouthernMiss	0	7	7	21	35
South Alabama	7	14	14	7	42

	Qtr.	Time	Scoring Play
South Alabama	1st	00:56	K.Phillips 13 yd rush (D.Little kick)
South Alabama	2nd	11:15	K.Bullock 15 yd rush (D.Little kick)
Southern Miss	2nd	06:28	C.Chester 52 yd pass from B.Braxton (C.Wilbanks kick)
South Alabama	2nd	02:28	K.Bullock 26 yd rush (D.Little kick)
South Alabama	3rd	14:15	B.Davenport 1 yd rush (D.Little kick)
South Alabama	3rd	09:20	B.Davenport 7 yd rush (D.Little kick)
Southern Miss	3rd	03:04	J.Pittman 1 yd rush (C.Wilbanks kick)
Southern Miss	4th	08:32	C.Chester 11 yd pass from B.Braxton (C.Wilbanks kick)
South Alabama	4th	07:25	K.Bullock 64 yd rush (D.Little kick)
Southern Miss	4th	06:35	M.Davis 29 yd pass from B.Braxton (C.Wilbanks kick)
Southern Miss	4th	00:54	J.Carter 1 yd rush (C.Wilbanks kick)

TEAM STATS

	SOUTHERN MISS	SOUTH ALABAMA
First Downs	24	26
Rushes-Yards (NET)	23-41	52-263
Passing Yds (NET)	400	186
Comp-Att-Int	31-52-1	23-26-0
Total Offense Plays - Yards	75-441	78-449
Fumble Returns - Yards	0-0	0-0
Punt Returns - Yards	4-171	4-180
Kickoff Returns - Yards	1-16	0-0
Interception Returns - Yards - TD	0-0-0	1-30-0
Punts (Number-Avg)	4-42.8	4-45.0
Fumbles - Lost	0-0	0-0
Penalties - Yards	7-29	5-52
Possession Time	22:43	37:17
Third-Down Conversions	4-13	7-15
Fourth-Down Conversions	2-4	2-4
Red-Zone Scores-Chances	3-4	4-5
Sacks By: Numbers-Yards	1-5	2-18



**2025-26 Southern Miss. Football
Overall Team Statistics
All games**

Team Statistics

	USM	OPP
Scoring	340	301
Points per game	30.9	27.4
Points Off Turnovers	61	41
First Downs	241	249
Rushing	91	119
Passing	117	107
Penalty	33	23
Rushing Yardage	1549	1986
Yards gained rushing	1724	2216
Yards lost rushing	175	230
Rushing attempts	403	472
Average per rush	3.8	4.2
Average per game	140.8	180.5
TDs Rushing	17	27
Passing Yardage	2992	2417
Comp-Att-Int	245-371-9	225-354-20
Average per pass	8.1	6.8
Average per catch	12.2	10.7
Average per game	272.0	219.7
TDs Passing	24	10
Total offense	4541	4403
Total plays	774	826
Average per play	5.9	5.3
Average per game	412.8	400.3
Kick returns: #-Yards	13-285	13-316
Punt returns: #-Yards	14-173	14-63
Int returns: #-Yards	20-341	9-201
Kick return average	21.9	24.3
Punt return average	12.4	4.5
Int return average	17.1	22.3
Fumbles-Lost	8-4	9-5
Penalties-Yards	79-629	90-755
Average per game	57.2	68.6
Punts-Yards	52-2054	50-2166
Average per punt	39.5	43.3
Net punt average	37.5	40.0
Kickoffs-Yards	62-3935	55-3404
Average per kick	63.5	61.9
Net kick average	38.8	38.7
Time of possession / game	27:40	32:18
3rd-down conversion	63/155	72/164
3rd-down pct	41%	44%
4th-down conversion	8/16	12/20



**2025-26 Southern Miss. Football
Overall Team Statistics
All games**

	USM	OPP
4th-down pct	50%	60%
Sacks by-Yards	24-154	16-111
Misc Yards	0	0
Touchdowns scored	44	39
Field goals - attempts	10-15	9-12
On-Side kicks	0-2	1-5
Red-zone scores	(35-42) 83%	(34-43) 79%
Red-zone touchdowns	(28-42) 67%	(29-43) 67%
PAT-attempts	(44-44) 100%	(34-35) 97%
2-point conversion-attempts	(0-0) 0%	(3-4) 75%
Attendance	169398	91229
Games / Avg per game	6/28233	5/18246
Neutral site games	-	0/0

Score by Periods

Team	1st	2nd	3rd	4th	OT	TOT
Southern Miss.	72	89	76	103	0	340
Opponents	85	61	67	88	0	301



**2025-26 Southern Miss. Football
Individual Statistics
All games**

Rushing

Player	gp	att	gain	loss	net	avg	td	lg	avg/g
Jeffery Pittman	9	136	603	14	589	4.3	8	25	65.4
Matt Jones	11	75	312	6	306	4.1	4	17	27.8
Robert Briggs Jr.	9	51	247	9	238	4.7	1	24	26.4
Braylon Braxton	10	83	317	120	197	2.4	1	19	19.7
Jaylin Carter	7	30	148	8	140	4.7	2	27	20.0
Jacobe Robinson	1	2	33	0	33	16.5	0	26	33.0
Elijah Metcalf	11	4	26	0	26	6.5	0	17	2.4
Tychaun Chapman	11	1	12	0	12	12.0	0	12	1.1
Landry Lyddy	5	6	16	4	12	2.0	1	7	2.4
Micah Davis	11	2	5	0	5	2.5	0	4	0.5
Josiah Basten	2	1	5	0	5	5.0	0	5	2.5
Team	11	12	0	14	-14	-1.2	0	0	-1.3
Total	11	403	1724	175	1549	3.8	17	27	140.8
Opponents	11	472	2216	230	1986	4.2	27	73	180.5

Passing

Player	gp	effic	comp-att-int	pct	yds	td	lg	avg/g
Braylon Braxton	10	153.4	210-318-6	66.0	2587	22	98	258.7
Landry Lyddy	5	132.1	34-52-3	65.4	406	2	76	81.2
John White	1	91.6	1-1-0	100.0	-1	0	0	-1.0
Total	11	150.3	245-371-9	66.0	2992	24	98	272.0
Opponents	11	118.9	225-354-20	63.6	2417	10	82	219.7

Receiving

Player	gp	no.	yds	avg	td	lg	avg/g
Elijah Metcalf	11	46	615	13.4	2	76	55.9
Micah Davis	11	28	393	14.0	5	98	35.7
Carl Chester	11	26	456	17.5	5	52	41.5
Bralon Brown	11	24	283	11.8	2	40	25.7
Tychaun Chapman	11	21	393	18.7	2	50	35.7
Jeffery Pittman	9	20	83	4.2	0	37	9.2
Kyirin Heath	10	19	228	12.0	3	34	22.8
Kadinn Morris	10	14	176	12.6	2	30	17.6
Jaylin Carter	7	13	78	6.0	0	13	11.1
Matt Jones	11	12	86	7.2	0	27	7.8
Robert Briggs Jr.	9	12	87	7.3	1	22	9.7
Davis Dalton	11	4	82	20.5	1	34	7.5
Charles Montgomery	10	3	15	5.0	0	11	1.5
TJ Johnson	11	1	7	7.0	1	7	0.6
Cace Reed	2	1	-1	-1.0	0	0	-0.5
Jermane Hayes	3	1	11	11.0	0	11	3.7
Total	11	245	2992	12.2	24	98	272.0
Opponents	11	225	2417	10.7	10	82	219.7

Punt Returns

Player	no.	yds	avg	td	lg
Elijah Metcalf	10	93	9.3	0	20
Micah Davis	3	42	14.0	0	33
Zach Ruffin	0	30	0.0	1	30
Ahmere Foster	1	8	8.0	0	8
Total	14	173	12.4	1	33
Opponents	14	63	4.5	0	24

Interceptions

Player	no.	yds	avg	td	lg
Josh Moten	5	25	5.0	0	22
Ian Foster	3	171	57.0	2	99
Ahmere Foster	3	54	18.0	0	34
Anthony Richard, Jr.	2	0	0.0	0	0
Michael Montgomery	2	21	10.5	0	21
Mathias Haygood	1	18	18.0	0	18
Jonathan Pennix	1	0	0.0	0	0
Chris Jones	1	2	2.0	0	2
Corey Myrick	1	27	27.0	0	27
MaLik Caswell	1	23	23.0	0	23
Total	20	341	17.1	2	99
Opponents	9	201	22.3	2	100

Kick Returns

Player	no.	yds	avg	td	lg
Micah Davis	12	241	20.1	0	31
Ian Foster	1	44	44.0	0	32
Total	13	285	21.9	0	32
Opponents	13	316	24.3	0	77

Fumbles Recovered

Player	no.	yds	avg	td	lg
Jabari Ishmael	1	0	0.0	0	0
Tychaun Chapman	1	0	0.0	0	0
Avery Sledge	1	0	0.0	0	0
Garrick Ponder	1	0	0.0	0	0
Ian Foster	1	0	0.0	0	0
Total	5	0	0.0	0	0
Opponents	4	22	5.5	0	10



**2025-26 Southern Miss. Football
Individual Statistics
All games**

Scoring

Player	td	fg	PAT				dpx	saf	pts
			kick	rush	rcv	pass			
Jeffery Pittman	8	-	-	-	-	-	-	48	
Creighton Wilbanks	-	5-7	31-31	-	-	-	-	46	
Micah Davis	5	-	-	-	-	-	-	30	
Carl Chester	5	-	-	-	-	-	-	30	
Reed Harradine	-	5-8	13-13	-	-	-	-	28	
Matt Jones	4	-	-	-	-	-	-	24	
Kyirin Heath	3	-	-	-	-	-	-	18	
Elijah Metcalf	2	-	-	-	-	-	-	12	
Bralon Brown	2	-	-	-	-	-	-	12	
Kadinn Morris	2	-	-	-	-	-	-	12	
Tychaun Chapman	2	-	-	-	-	-	-	12	
Robert Briggs Jr.	2	-	-	-	-	-	-	12	
Ian Foster	2	-	-	-	-	-	-	12	
Jaylin Carter	2	-	-	-	-	-	-	12	
Braylon Braxton	1	-	-	-	-	-	-	6	
Landry Lyddy	1	-	-	-	-	-	-	6	
Davis Dalton	1	-	-	-	-	-	-	6	
TJ Johnson	1	-	-	-	-	-	-	6	
Zach Ruffin	1	-	-	-	-	-	-	6	
Total	44	10-15	44-44	0	0	0	0	1	340
Opponents	39	9-12	34-35	2	1	1	0	0	301

Total Offense

Player	g	plays	rush	pass	total	avg/g
Braylon Braxton	10	401	197	2587	2784	278.4
Jeffery Pittman	9	136	589	0	589	65.4
Landry Lyddy	5	58	12	406	418	83.6
Matt Jones	11	75	306	0	306	27.8
Robert Briggs Jr.	9	51	238	0	238	26.4
Jaylin Carter	7	30	140	0	140	20.0
Jacobe Robinson	1	2	33	0	33	33.0
Elijah Metcalf	11	4	26	0	26	2.4
Tychaun Chapman	11	1	12	0	12	1.1
Micah Davis	11	2	5	0	5	0.5
Josiah Basten	2	1	5	0	5	2.5
John White	1	1	0	-1	-1	-1.0
Team	11	0	-14	0	-14	-1.3
Total	11	774	1549	2992	4541	412.8
Opponents	11	826	1986	2417	4403	400.3

Punting

Player	no.	yds	avg	lg	tb	fc	i20	50+	blk
Reed Harradine	31	1292	41.7	60	0	9	6	6	0
Jack Murley	21	762	36.3	49	2	3	12	0	0
Total	52	2054	39.5	60	2	12	18	6	0
Opponents	50	2166	43.3	61	3	15	12	13	2

Field Goals

Player	fg	pct.	01-19	20-29	30-39	40-49	50-99	lg	blk
Reed Harradine	5-8	62.5	0-0	0-0	4-5	1-2	0-1	43	0
Creighton Wilbanks	5-7	71.4	0-0	1-1	2-2	1-3	1-1	52	0
Opponents	9-12	75.0	0-0	3-4	2-3	2-3	2-2	55	0

Kickoffs

Player	no.	yds	avg	tb	ob	retn	net	ydln
Reed Harradine	61	3870	63.4	41	3			
Creighton Wilbanks	1	65	65.0	1	0			
Total	62	3935	63.5	42	3	13	38.8	26
Opponents	55	3404	61.9	36	1	12	38.7	26

FG Sequence

Team Name	Southern Miss.	Opponents
Mississippi St.	(43)	(55),(30)
Jackson St.	(35),54,45	(46),(40)
App State	(39)	,49
Louisiana Tech	(38),37,(30)	(24)
Jacksonville St.		(35)
Ga. Southern	(42)	
Louisiana	48,(32),(52)	36,(24)
ULM		28
Arkansas St.	(28),(37)	
Texas St.		(29),(50)
South Alabama	47	

Numbers in (parentheses) indicate field goal was made



**2025-26 Southern Miss. Football
Individual Statistics
All games**

All Purpose

Player	g	rush	rcv	pr	kr	ir	total	avg/g
Elijah Metcalf	11	26	615	93	0	0	734	66.7
Micah Davis	11	5	393	42	241	0	681	61.9
Jeffery Pittman	9	589	83	0	0	0	672	74.7
Carl Chester	11	0	456	0	0	0	456	41.5
Tychaun Chapman	11	12	393	0	0	0	405	36.8
Matt Jones	11	306	86	0	0	0	392	35.6
Robert Briggs Jr.	9	238	87	0	0	0	325	36.1
Bralon Brown	11	0	283	0	0	0	283	25.7
Kyirin Heath	10	0	228	0	0	0	228	22.8
Jaylin Carter	7	140	78	0	0	0	218	31.1
Ian Foster	11	0	0	0	44	171	215	19.5
Braylon Braxton	10	197	0	0	0	0	197	19.7
Kadinn Morris	10	0	176	0	0	0	176	17.6
Davis Dalton	11	0	82	0	0	0	82	7.5
Ahmere Foster	11	0	0	8	0	54	62	5.6
Jacobe Robinson	1	33	0	0	0	0	33	33.0
Zach Ruffin	11	0	0	30	0	0	30	2.7
Corey Myrick	11	0	0	0	0	27	27	2.5
Josh Moten	11	0	0	0	0	25	25	2.3
MaLick Caswell	11	0	0	0	0	23	23	2.1
Michael Montgomery	10	0	0	0	0	21	21	2.1
Mathias Haygood	11	0	0	0	0	18	18	1.6
Charles Montgomery	10	0	15	0	0	0	15	1.5
Landry Lyddy	5	12	0	0	0	0	12	2.4
Jermane Hayes	3	0	11	0	0	0	11	3.7
TJ Johnson	11	0	7	0	0	0	7	0.6
Josiah Basten	2	5	0	0	0	0	5	2.5
Chris Jones	11	0	0	0	0	2	2	0.2
Cace Reed	2	0	-1	0	0	0	-1	-0.5
Team	11	-14	0	0	0	0	-14	-1.3
Total	11	1549	2992	173	285	341	5340	485.5
Opponents	11	1986	2417	63	316	201	4983	453.0



**2025-26 Southern Miss. Football
Overall Defense Statistics
All games**

Team Defense

##	Player	gp	Tackles				tfl/yds	Sacks no-yds	Pass defense			Fumbles		blkd	
			ua	a	tot	int-yds			brup	qbh	fr-yds	ff	kick	saf	
35	Chris Jones	11	39	80	119	7-30	3.5-26	1-2	2	.	.	1	.	.	
17	Michael Montgomery	10	25	71	96	3.5-7	1.5-3	2-21	2	.	.	1	.	.	
22	Corey Myrick	11	36	38	74	3.5-4	.	1-27	4	1	
3	Ian Foster	11	23	41	64	3-13	1-9	3-171	6	2	1-0	.	.	.	
14	J'Mond Tapp	11	16	45	61	10.5-55	6.5-44	.	1	7	
1	Josh Moten	11	33	20	53	1-1	.	5-25	8	
36	Brodarius Lewis	11	11	36	47	2-2	.	.	4	4	
53	Joseph Harper	11	18	26	44	0.5-1	.	.	2	
41	Ahmere Foster	11	13	27	40	0.5-0	.	3-54	1	.	.	.	1	.	
13	Mathias Haygood	11	11	25	36	2-3	1-1	1-18	1	1	
16	Jameer Lewis	10	14	17	31	4.5-22	3-19	.	.	2	
30	Garrick Ponder	11	13	18	31	10.5-41	2.5-21	.	.	4	1-0	1	.	.	
23	Anthony Richard, Jr.	11	14	15	29	0.5-3	.	2-0	7	
24	Josh Battle	8	14	12	26	1.5-10	1-7	
98	Jaden McKinney	11	6	19	25	1.5-3	.	.	.	1	
7	Isaiah Gibson	11	3	19	22	0.5-1	.	.	1	1	
5	JJ Hawkins	11	8	13	21	5.5-19	3-17	.	.	7	.	2	.	.	
6	Dylan King	10	10	11	21	.	.	.	1	
9	Jabari Ishmael	9	6	13	19	1.5-5	.	.	2	2	1-0	.	.	.	
95	Mason Clinton	10	6	9	15	1.5-2	.	.	1	1	
33	Avery Sledge	11	6	8	14	0.5-0	1-0	.	.	.	
11	Jonathan Pennix	11	8	6	14	.	.	1-0	5	
3	Charles Montgomery	10	4	2	6	
18	MaLik Caswell	11	1	4	5	0.5-2	.	1-23	
19	Malakai Murphy	11	2	3	5	
37	Eric Thomas Jr.	8	3	2	5	1-7	1-7	.	.	1	
90	Najae Hallenbeck	10	1	3	4	
12	Guylijah Theodule	8	.	3	3	
25	Zach Ruffin	11	1	2	3	
0	Brendan Toles	8	3	.	3	
0	Jeffery Pittman	9	2	.	2	
2	Tychaun Chapman	11	2	.	2	1-0	.	.	.	
21	Khalil Foster	2	2	.	2	
2	Dominick Hill	11	1	1	2	
96	Reed Harradine	11	1	.	1	
46	Luke Beard	11	.	1	1	
91	Quinzavious Warren	8	1	.	1	
7	Carl Chester	11	1	.	1	
5	Matt Jones	11	1	.	1	
8	Ishmael Ibraheem	1	1	.	1	.	.	.	2	
23	Trey Horne	8	1	.	



2025-26 Southern Miss. Football
Overall Defense Statistics
All games

Page 2/2
as of Nov 23, 2025

##	Player	gp	Tackles				Sacks	Pass defense			Fumbles		blkd	
			ua	a	tot	tfl/yds	no-yds	int-yds	brup	qbh	fr-yds	ff	kick	saf
	Totals	11	360	590	950	63-231	24-154	20-341	50	34	5-0	5	2	1
	Opponents	11	320	540	860	53-181	16-111	9-201	47	35	4-22	4	0	0



**2025-26 Southern Miss. Football
Team Game-by-Game
All games**

Date	Opponent	Rushing				Receiving				Passing				Kick Returns				Punt Returns				tot off		
		no.	yds	td	lg	no.	yds	td	lg	cmp	att	int	yds	td	lg	no.	yds	td	lg	no.	yds		td	lg
08/30/2025	Mississippi St.	35	102	0	12	26	199	2	37	26	39	1	199	2	37	1	32	0	32	0	0	0	0	301
09/06/2025	Jackson St.	36	139	1	23	22	224	3	40	22	32	0	224	3	40	2	54	0	30	3	71	1	30	363
09/13/2025	App State	25	110	2	16	22	279	2	48	22	31	1	279	2	48	0	0	0	0	2	1	0	4	389
09/20/2025	at Louisiana Tech	35	122	0	19	28	392	2	42	28	47	1	392	2	42	0	0	0	0	1	4	0	4	514
09/27/2025	Jacksonville St.	50	225	3	25	13	152	2	43	13	22	0	152	2	43	1	24	0	24	2	22	0	15	377
10/09/2025	at Ga. Southern	48	184	3	17	19	237	2	50	19	28	0	237	2	50	1	11	0	12	1	7	0	7	421
10/18/2025	at Louisiana	41	133	1	13	13	238	1	98	13	18	1	238	1	98	1	24	0	24	1	11	0	11	371
10/25/2025	ULM	38	197	3	27	18	248	4	40	18	23	0	248	4	40	3	58	0	31	1	15	0	15	445
11/08/2025	at Arkansas St.	42	172	1	16	24	356	2	76	24	35	2	356	2	76	1	19	0	19	0	0	0	0	528
11/15/2025	Texas St.	30	124	1	13	29	267	1	34	29	44	2	267	1	34	2	47	0	29	1	8	0	8	391
11/22/2025	at South Alabama	23	41	2	10	31	400	3	52	31	52	1	400	3	52	1	16	0	16	2	34	0	33	441
Southern Miss.		403	1549	17	27	245	2992	24	98	245	371	9	2992	24	98	13	285	0	32	14	173	1	33	4541
Opponents		472	1986	27	73	225	2417	10	82	225	354	20	2417	10	82	13	316	0	77	14	63	0	24	4403

Southern Miss. Averages

Games	Avg/ rush	Avg/ catch	Pass effic	KR avg	PR avg	All purpose avg/game	Total offense avg/game
11	3.8	12.2	150.3	21.9	12.4	485.5	412.8

Date	Opponent	Tackles				Sacks no-yds	Fumble ff fr-yds	Pass Defense			blkd kick	PAT attempts			off			
		ua	a	total	tfl-yds			int-yds	qbh	brup		kick	rush	rcv	saf	t/o	pts	
08/30/2025	Mississippi St.	28	70	98	4.0-12	1-6	1	0-0	1-0	1	6	0	2-2	0	0	0	3	17
09/06/2025	Jackson St.	28	54	82	7.0-22	3-16	0	0-0	2-43	2	7	2	5-5	0	0	0	0	38
09/13/2025	App State	30	72	102	6.0-48	5-42	0	0-0	3-117	6	12	0	5-5	0	0	0	7	38
09/20/2025	at Louisiana Tech	24	58	82	6.0-14	1-4	0	0-0	0-0	0	4	0	2-2	0	0	0	0	20
09/27/2025	Jacksonville St.	44	38	82	8.0-34	4-23	2	2-0	2-49	6	3	0	6-6	0	0	0	14	42
10/09/2025	at Ga. Southern	41	24	65	7.0-32	5-30	0	0-0	3-24	5	4	0	5-5	0	0	0	7	38
10/18/2025	at Louisiana	53	22	75	7.0-18	2-11	1	1-0	2-61	4	3	0	2-2	0	0	1	10	22
10/25/2025	ULM	21	46	67	4.0-9	0-0	0	1-0	2-2	7	6	0	7-7	0	0	0	14	49
11/08/2025	at Arkansas St.	36	60	96	4.0-17	1-11	1	1-0	5-45	1	4	0	3-3	0	0	0	6	27
11/15/2025	Texas St.	23	72	95	6.0-17	1-6	0	0-0	0-0	2	0	0	2-2	0	0	0	0	14
11/22/2025	at South Alabama	32	74	106	4.0-8	1-5	0	0-0	0-0	0	1	0	5-5	0	0	0	0	35
Southern Miss.		360	590	950	63.0-231	24-154	5	5-0	20-341	34	50	2	44-44	0	0	1	61	340
Opponents		320	540	860	53.0-181	16-111	4	4-22	9-201	35	47	0	34-35	2	1	0	41	301

Date	Opponent	Punting										Field Goals			Kickoffs			
		no.	yds	avg	long	blkd	tb	fc	50+	i20	md-att	long	blkd	no.	yds	avg	tb	ob
08/30/2025	Mississippi St.	5	214	42.8	49	0	1	1	0	1	1-1	43	0	4	243	60.8	3	1
09/06/2025	Jackson St.	3	119	39.7	42	0	0	0	0	2	1-3	35	0	7	452	64.6	3	1
09/13/2025	App State	4	124	31.0	45	0	0	1	0	1	1-1	39	0	7	455	65.0	6	0
09/20/2025	at Louisiana Tech	5	226	45.2	50	0	0	0	2	0	2-3	38	0	4	256	64.0	2	1
09/27/2025	Jacksonville St.	5	193	38.6	46	0	0	2	0	2	0-0	0	0	7	455	65.0	5	0
10/09/2025	at Ga. Southern	6	206	34.3	44	0	0	3	0	3	1-1	42	0	7	438	62.6	5	0
10/18/2025	at Louisiana	5	201	40.2	60	0	0	0	1	3	2-3	52	0	4	242	60.5	2	0
10/25/2025	ULM	4	146	36.5	45	0	0	1	0	3	0-0	0	0	8	496	62.0	5	0
11/08/2025	at Arkansas St.	6	240	40.0	55	0	1	2	1	0	2-2	37	0	6	387	64.5	5	0
11/15/2025	Texas St.	5	214	42.8	50	0	0	1	1	3	0-0	0	0	3	190	63.3	2	0
11/22/2025	at South Alabama	4	171	42.8	51	0	0	1	1	0	0-1	0	0	5	321	64.2	4	0
Southern Miss.		52	2054	39.5	60	0	2	12	6	18	10-15	52	0	62	3935	63.5	42	3
Opponents		50	2166	43.3	61	2	3	15	13	12	9-12	55	0	55	3404	61.9	36	1



**2025-26 Southern Miss. Football
Opponents Game-by-Game
All games**

Date	Opponent	Rushing				Receiving				Passing				Kick Returns				Punt Returns				tot off		
		no.	yds	td	lg	no.	yds	td	lg	cmp	att	int	yds	td	lg	no.	yds	td	lg	no.	yds		td	lg
08/30/2025	Mississippi St.	41	186	3	16	27	279	1	57	27	36	1	279	1	57	0	0	0	0	3	0	0	0	465
09/06/2025	Jackson St.	42	191	2	47	14	131	0	22	14	28	2	131	0	22	3	115	0	77	1	13	0	13	322
09/13/2025	App State	38	95	2	17	31	375	1	42	31	52	3	375	1	42	1	25	0	25	0	0	0	0	470
09/20/2025	at Louisiana Tech	38	101	3	16	15	238	0	72	15	21	0	238	0	72	1	28	0	28	3	33	0	24	339
09/27/2025	Jacksonville St.	54	262	2	73	13	128	1	54	13	25	2	128	1	54	1	20	0	20	0	0	0	0	390
10/09/2025	at Ga. Southern	34	82	3	14	24	313	2	39	24	43	3	313	2	39	2	34	0	21	0	0	0	0	395
10/18/2025	at Louisiana	48	221	1	26	14	135	0	27	14	27	2	135	0	27	2	31	0	18	1	0	0	0	356
10/25/2025	ULM	40	209	2	29	12	103	1	34	12	26	2	103	1	34	1	13	0	13	1	1	0	1	312
11/08/2025	at Arkansas St.	34	119	0	16	38	337	3	55	38	53	5	337	3	55	1	34	0	34	1	5	0	5	456
11/15/2025	Texas St.	51	257	3	61	14	192	1	82	14	17	0	192	1	82	1	16	0	16	2	5	0	4	449
11/22/2025	at South Alabama	52	263	6	64	23	186	0	21	23	26	0	186	0	21	0	0	0	0	2	6	0	7	449
Opponents		472	1986	27	73	225	2417	10	82	225	354	20	2417	10	82	13	316	0	77	14	63	0	24	4403
Southern Miss.		403	1549	17	27	245	2992	24	98	245	371	9	2992	24	98	13	285	0	32	14	173	1	33	4541

Opponents Averages

Games	Avg/ rush	Avg/ catch	Pass effic	KR avg	PR avg	All purpose avg/game	Total offense avg/game
11	4.2	10.7	118.9	24.3	4.5	453.0	400.3

Date	Opponent	Tackles				Sacks no-yds	Fumble ff fr-yds	Pass Defense			blkd kick	PAT attempts			off			
		ua	a	total	tfl-yds			int-yds	qbh	brup		kick	rush	rcv	saf	t/o	pts	
08/30/2025	Mississippi St.	17	78	95	3.0-9	1-4	0	0-0	1-0	0	7	0	4-4	0	0	0	7	34
09/06/2025	Jackson St.	27	62	89	6.0-22	2-17	0	0-0	0-0	6	4	0	2-2	0	0	0	0	20
09/13/2025	App State	21	40	61	6.0-17	1-9	0	0-0	1-0	0	2	0	2-2	0	1	0	0	22
09/20/2025	at Louisiana Tech	21	66	87	5.0-14	1-4	0	0-0	1-48	4	8	0	3-4	0	0	0	6	30
09/27/2025	Jacksonville St.	31	52	83	5.0-32	2-21	1	1-9	0-0	6	4	0	0-0	2	0	0	0	25
10/09/2025	at Ga. Southern	41	36	77	4.0-10	1-4	1	1-10	0-0	2	2	0	5-5	0	0	0	7	35
10/18/2025	at Louisiana	36	30	66	4.0-6	0-0	1	1-3	1-18	1	2	0	1-1	0	0	0	0	10
10/25/2025	ULM	32	32	64	3.0-20	3-20	0	0-0	0-0	2	1	0	3-3	0	0	0	0	21
11/08/2025	at Arkansas St.	41	44	85	6.0-17	3-14	0	0-0	2--2	4	6	0	3-3	0	0	0	0	21
11/15/2025	Texas St.	26	56	82	4.0-11	0-0	1	1-0	2-107	5	4	0	5-5	0	0	0	14	41
11/22/2025	at South Alabama	27	44	71	7.0-23	2-18	0	0-0	1-30	5	7	0	6-6	0	0	0	7	42
Opponents		320	540	860	53.0-181	16-111	4	4-22	9-201	35	47	0	34-35	2	1	0	41	301
Southern Miss.		360	590	950	63.0-231	24-154	5	5-0	20-341	34	50	2	44-44	0	0	1	61	340

Date	Opponent	Punting										Field Goals			Kickoffs			
		no.	yds	avg	long	blkd	tb	fc	50+	i20	md-att	long	blkd	no.	yds	avg	tb	ob
08/30/2025	Mississippi St.	4	160	40.0	47	0	0	3	0	1	2-2	55	0	7	455	65.0	6	0
09/06/2025	Jackson St.	5	126	25.2	40	2	0	0	0	0	2-2	46	0	5	291	58.2	2	0
09/13/2025	App State	4	177	44.3	49	0	0	1	0	0	0-1	0	0	2	130	65.0	2	0
09/20/2025	at Louisiana Tech	8	398	49.8	61	0	1	2	5	4	1-1	24	0	6	390	65.0	6	0
09/27/2025	Jacksonville St.	4	167	41.8	45	0	1	1	0	1	1-1	35	0	5	310	62.0	4	0
10/09/2025	at Ga. Southern	5	233	46.6	55	0	0	1	2	2	0-0	0	0	5	310	62.0	2	0
10/18/2025	at Louisiana	3	151	50.3	57	0	0	1	2	1	1-2	24	0	3	193	64.3	2	0
10/25/2025	ULM	4	191	47.8	58	0	0	1	1	1	0-1	0	0	3	150	50.0	0	0
11/08/2025	at Arkansas St.	6	257	42.8	52	0	1	2	1	1	0-0	0	0	4	213	53.3	1	0
11/15/2025	Texas St.	3	126	42.0	43	0	0	2	0	0	2-2	50	0	8	508	63.5	5	1
11/22/2025	at South Alabama	4	180	45.0	53	0	0	1	2	1	0-0	0	0	7	454	64.9	6	0
Opponents		50	2166	43.3	61	2	3	15	13	12	9-12	55	0	55	3404	61.9	36	1
Southern Miss.		52	2054	39.5	60	0	2	12	6	18	10-15	52	0	62	3935	63.5	42	3



2025-26 Southern Miss. Football Team Game-by-Game Comparison All games

Opponent	Score	First Downs			Pen	Rushing Number-Yards	Passing		Total Offense Plays-Yards	Return Yards	Turn- Overs
		Total	Rush	Pass			Comp-Att.-Int	Yards			
Mississippi St.	17-34	18 / 24	9 / 13	6 / 10	3 / 1	35-102 / 41-186	26-39-1 / 27-36-1	199 / 279	74-301 / 77-465	32 / 0	1 / 1
Jackson St.	38-20	25 / 19	10 / 11	11 / 6	4 / 2	36-139 / 42-191	22-32-0 / 14-28-2	224 / 131	68-363 / 70-322	168 / 128	0 / 2
App State	38-22	18 / 27	4 / 10	12 / 13	2 / 4	25-110 / 38-95	22-31-1 / 31-52-3	279 / 375	56-389 / 90-470	118 / 25	1 / 3
Louisiana Tech	20-30	29 / 14	5 / 4	19 / 9	5 / 1	35-122 / 38-101	28-47-1 / 15-21-0	392 / 238	82-514 / 59-339	4 / 109	1 / 0
Jacksonville St.	42-25	25 / 21	15 / 14	7 / 5	3 / 2	50-225 / 54-262	13-22-0 / 13-25-2	152 / 128	72-377 / 79-390	95 / 29	1 / 4
Ga. Southern	38-35	25 / 24	10 / 6	9 / 15	6 / 3	48-184 / 34-82	19-28-0 / 24-43-3	237 / 313	76-421 / 77-395	42 / 44	1 / 3
Louisiana	22-10	14 / 19	7 / 12	5 / 6	2 / 1	41-133 / 48-221	13-18-1 / 14-27-2	238 / 135	59-371 / 75-356	96 / 52	2 / 3
ULM	49-21	21 / 22	10 / 9	8 / 9	3 / 4	38-197 / 40-209	18-23-0 / 12-26-2	248 / 103	61-445 / 66-312	75 / 14	0 / 3
Arkansas St.	27-21	22 / 28	8 / 7	14 / 18	0 / 3	42-172 / 34-119	24-35-2 / 38-53-5	356 / 337	77-528 / 87-456	64 / 37	2 / 6
Texas St.	14-41	20 / 25	9 / 16	10 / 7	1 / 2	30-124 / 51-257	29-44-2 / 14-17-0	267 / 192	74-391 / 68-449	55 / 128	3 / 0
South Alabama	35-42	24 / 26	4 / 17	16 / 9	4 / 0	23-41 / 52-263	31-52-1 / 23-26-0	400 / 186	75-441 / 78-449	50 / 36	1 / 0
Totals	340-301	241 / 249	91 / 119	117 / 107	33 / 23	403-1549 / 472-1986	245-371-9 / 225-354-20	2992 / 2417	774-4541 / 826-4403	799 / 602	13 / 25

Opponents	3rd Down Conversion	4th Down Conversion	Time of Possession	TOP Margin	Avg Yds/Rush	Avg Yds/Pass	Avg Yds/Play	Punting Number-Avg	Penalties Number-Yards	Sacks
Mississippi St.	10-19 / 8-14	1-3 / 0-0	29:39 / 29:55	-00:16	2.9 / 4.5	5.1 / 7.8	4.1 / 6.0	5-42.8 / 4-40.0	8-60.0 / 14-119.0	1 / 1
Jackson St.	4-11 / 5-16	0-0 / 1-1	28:45 / 31:15	-02:30	3.9 / 4.5	7.0 / 4.7	5.3 / 4.6	3-39.7 / 5-25.2	4-43.0 / 12-87.0	3 / 2
App State	4-9 / 6-18	0-0 / 2-4	23:24 / 36:36	-13:12	4.4 / 2.5	9.0 / 7.2	6.9 / 5.2	4-31.0 / 4-44.3	9-74.0 / 7-65.0	5 / 1
Louisiana Tech	7-17 / 2-13	0-2 / 2-2	32:36 / 27:24	05:12	3.5 / 2.7	8.3 / 11.3	6.3 / 5.7	5-45.2 / 8-49.8	8-54.0 / 8-76.0	1 / 1
Jacksonville St.	4-12 / 8-15	2-3 / 1-2	29:02 / 30:58	-01:56	4.5 / 4.9	6.9 / 5.1	5.2 / 4.9	5-38.6 / 4-41.8	7-51.0 / 6-53.0	4 / 2
Ga. Southern	6-15 / 7-15	0-0 / 2-2	30:57 / 29:03	01:54	3.8 / 2.4	8.5 / 7.3	5.5 / 5.1	6-34.3 / 5-46.6	8-68.0 / 12-104.0	5 / 1
Louisiana	2-13 / 6-16	1-1 / 1-4	24:29 / 35:31	-11:02	3.2 / 4.6	13.2 / 5.0	6.3 / 4.7	5-40.2 / 3-50.3	6-43.0 / 8-70.0	2 / 0
ULM	5-11 / 9-16	2-2 / 1-1	24:59 / 34:57	-09:58	5.2 / 5.2	10.8 / 4.0	7.3 / 4.7	4-36.5 / 4-47.8	4-56.0 / 11-78.0	0 / 3
Arkansas St.	7-17 / 9-15	0-1 / 0-0	29:45 / 30:15	-00:30	4.1 / 3.5	10.2 / 6.4	6.9 / 5.2	6-40.0 / 6-42.8	12-100.0 / 2-10.0	1 / 3
Texas St.	10-18 / 5-11	0-1 / 0-0	27:56 / 32:04	-04:08	4.1 / 5.0	6.1 / 11.3	5.3 / 6.6	5-42.8 / 3-42.0	6-51.0 / 5-41.0	1 / 0
South Alabama	4-13 / 7-15	2-3 / 2-4	22:43 / 37:17	-14:34	1.8 / 5.1	7.7 / 7.2	5.9 / 5.8	4-42.8 / 4-45.0	7-29.0 / 5-52.0	1 / 2
Totals	63-155 / 72-164	8-16 / 12-20	304:15 / 355:15	-51:00	3.8 / 4.2	8.1 / 6.8	5.9 / 5.3	52-39.5 / 50-43.3	79-629.0 / 90-755.0	24 / 16

Note: Game totals are displayed in the format TEAM/OPPONENT for each category



**2025-26 Southern Miss. Football
Red-Zone Results
All games**

Southern Miss. Inside Opponent Red-Zone

Date	Opponent	Score	Times In RZ	Times Scored	Total		Rush TDs	Pass TDs	FGs Made	Failed to score inside RZ						
					Pts	TDs				FGA	Down	Int	Fumb	Half	Game	
08/30/2025	Mississippi St.	L 17-34	3	2	14	2	0	2	0	0	1	0	0	0	0	0
09/06/2025	Jackson St.	W 38-20	5	5	31	4	1	3	1	1	0	0	0	0	0	0
09/13/2025	App State	W 38-22	4	4	25	3	2	1	1	1	0	0	0	0	0	0
09/20/2025	at Louisiana Tech	L 20-30	4	2	6	0	0	0	2	3	1	0	0	0	0	0
09/27/2025	Jacksonville St.	W 42-25	5	5	35	5	3	2	0	0	0	0	0	0	0	0
10/09/2025	at Ga. Southern	W 38-35	3	3	21	3	3	0	0	0	0	0	0	0	0	0
10/18/2025	at Louisiana	W 22-10	3	2	10	1	1	0	1	1	0	0	0	0	0	1
10/25/2025	ULM	W 49-21	3	3	21	3	2	1	0	0	0	0	0	0	0	0
11/08/2025	at Arkansas St.	W 27-21	5	4	20	2	1	1	2	2	1	0	0	0	0	0
11/15/2025	Texas St.	L 14-41	3	2	14	2	1	1	0	0	0	1	0	0	0	0
11/22/2025	at South Alabama	L 35-42	4	3	21	3	2	1	0	0	1	0	0	0	0	0
Totals 35 of 42 (83.3%)			42	35	218	28	16	12	7	8	4	1	0	0	0	1

Opponents Inside Southern Miss. Red-Zone

Date	Opponent	Score	Times In RZ	Times Scored	Total		Rush TDs	Pass TDs	FGs Made	Failed to score inside RZ						
					Pts	TDs				FGA	Down	Int	Fumb	Half	Game	
08/30/2025	Mississippi St.	L 17-34	4	4	24	3	3	0	1	1	0	0	0	0	0	0
09/06/2025	Jackson St.	W 38-20	1	1	7	1	1	0	0	0	0	0	0	0	0	0
09/13/2025	App State	W 38-22	6	3	22	3	2	1	0	0	0	3	0	0	0	0
09/20/2025	Louisiana Tech	L 20-30	4	4	24	3	3	0	1	1	0	0	0	0	0	0
09/27/2025	Jacksonville St.	W 42-25	5	4	25	3	2	1	1	1	1	0	0	0	0	0
10/09/2025	Ga. Southern	W 38-35	3	3	21	3	3	0	0	0	0	0	0	0	0	0
10/18/2025	Louisiana	W 22-10	4	2	10	1	1	0	1	2	0	0	1	0	0	0
10/25/2025	ULM	W 49-21	3	2	14	2	1	1	0	1	0	0	0	0	0	0
11/08/2025	Arkansas St.	W 27-21	4	3	21	3	0	3	0	0	0	1	0	0	0	0
11/15/2025	Texas St.	L 14-41	4	4	25	3	3	0	1	1	0	0	0	0	0	0
11/22/2025	South Alabama	L 35-42	5	4	28	4	4	0	0	0	1	0	0	0	0	0
Totals 34 of 43 (79.1%)			43	34	221	29	23	6	5	7	2	4	1	0	0	0



2025-26 Southern Miss. Football
By Quarter Statistics
All games

3rd-Down Conversions

Date	Opponent	Score	Overall	1st Qtr	2nd Qtr	3rd Qtr	4th Qtr	Overtime
08/30/2025	Mississippi St.	L 17-34	10-19 52.6	3-6 50.0	3-4 75.0	1-4 25.0	3-5 60.0	0-0 0.0
09/06/2025	Jackson St.	W 38-20	4-11 36.4	1-2 50.0	0-3 0.0	2-4 50.0	1-2 50.0	0-0 0.0
09/13/2025	App State	W 38-22	4-9 44.4	2-3 66.7	1-3 33.3	1-2 50.0	0-1 0.0	0-0 0.0
09/20/2025	at Louisiana Tech	L 20-30	7-17 41.2	2-4 50.0	2-4 50.0	2-5 40.0	1-4 25.0	0-0 0.0
09/27/2025	Jacksonville St.	W 42-25	4-12 33.3	0-1 0.0	2-5 40.0	1-2 50.0	1-4 25.0	0-0 0.0
10/09/2025	at Ga. Southern	W 38-35	6-15 40.0	2-4 50.0	1-4 25.0	1-2 50.0	2-5 40.0	0-0 0.0
10/18/2025	at Louisiana	W 22-10	2-13 15.4	0-3 0.0	1-3 33.3	1-2 50.0	0-5 0.0	0-0 0.0
10/25/2025	ULM	W 49-21	5-11 45.5	2-2 100.0	1-5 20.0	1-3 33.3	1-1 100.0	0-0 0.0
11/08/2025	at Arkansas St.	W 27-21	7-17 41.2	1-3 33.3	2-5 40.0	2-5 40.0	2-4 50.0	0-0 0.0
11/15/2025	Texas St.	L 14-41	10-18 55.6	2-4 50.0	1-4 25.0	4-5 80.0	3-5 60.0	0-0 0.0
11/22/2025	at South Alabama	L 35-42	4-13 30.8	1-2 50.0	1-4 25.0	1-4 25.0	1-3 33.3	0-0 0.0
Southern Miss.			63-155 40.6	16-34 47.1	15-44 34.1	17-38 44.7	15-39 38.5	0-0 0.0
Opponents			72-164 43.9	19-41 46.3	20-48 41.7	15-33 45.5	18-42 42.9	0-0 0.0

4th-Down Conversions

Date	Opponent	Score	Overall	1st Qtr	2nd Qtr	3rd Qtr	4th Qtr	Overtime
08/30/2025	Mississippi St.	L 17-34	1-3 33.3	0-0 0.0	0-1 0.0	0-0 0.0	1-2 50.0	0-0 0.0
09/06/2025	Jackson St.	W 38-20	0-0 0.0	0-0 0.0	0-0 0.0	0-0 0.0	0-0 0.0	0-0 0.0
09/13/2025	App State	W 38-22	0-0 0.0	0-0 0.0	0-0 0.0	0-0 0.0	0-0 0.0	0-0 0.0
09/20/2025	at Louisiana Tech	L 20-30	0-2 0.0	0-0 0.0	0-0 0.0	0-1 0.0	0-1 0.0	0-0 0.0
09/27/2025	Jacksonville St.	W 42-25	2-3 66.7	0-0 0.0	1-1 100.0	0-0 0.0	1-2 50.0	0-0 0.0
10/09/2025	at Ga. Southern	W 38-35	0-0 0.0	0-0 0.0	0-0 0.0	0-0 0.0	0-0 0.0	0-0 0.0
10/18/2025	at Louisiana	W 22-10	1-1 100.0	0-0 0.0	0-0 0.0	0-0 0.0	1-1 100.0	0-0 0.0
10/25/2025	ULM	W 49-21	2-2 100.0	0-0 0.0	2-2 100.0	0-0 0.0	0-0 0.0	0-0 0.0
11/08/2025	at Arkansas St.	W 27-21	0-1 0.0	0-1 0.0	0-0 0.0	0-0 0.0	0-0 0.0	0-0 0.0
11/15/2025	Texas St.	L 14-41	0-1 0.0	0-0 0.0	0-0 0.0	0-1 0.0	0-0 0.0	0-0 0.0
11/22/2025	at South Alabama	L 35-42	2-3 66.7	0-0 0.0	0-0 0.0	1-1 100.0	1-2 50.0	0-0 0.0
Southern Miss.			8-16 50.0	0-1 0.0	3-4 75.0	1-3 33.3	4-8 50.0	0-0 0.0
Opponents			12-20 60.0	4-5 80.0	3-6 50.0	2-3 66.7	3-6 50.0	0-0 0.0

Time of Possession

Date	Opponent	Score	Overall	1st Qtr	2nd Qtr	3rd Qtr	4th Qtr	Overtime
08/30/2025	Mississippi St.	L 17-34	29:39	04:36	10:21	05:25	09:17	00:00
09/06/2025	Jackson St.	W 38-20	28:45	04:59	07:00	05:17	11:29	00:00
09/13/2025	App State	W 38-22	23:24	04:16	08:04	05:44	05:20	00:00
09/20/2025	at Louisiana Tech	L 20-30	32:36	06:52	07:58	09:27	08:19	00:00
09/27/2025	Jacksonville St.	W 42-25	29:02	04:56	08:13	08:10	07:43	00:00
10/09/2025	at Ga. Southern	W 38-35	30:57	06:18	09:23	04:51	10:25	00:00
10/18/2025	at Louisiana	W 22-10	24:29	05:56	07:29	02:48	08:16	00:00
10/25/2025	ULM	W 49-21	24:59	02:22	10:25	06:41	05:31	00:00
11/08/2025	at Arkansas St.	W 27-21	29:45	07:03	06:02	08:21	08:19	00:00
11/15/2025	Texas St.	L 14-41	27:56	05:28	05:22	08:38	08:28	00:00
11/22/2025	at South Alabama	L 35-42	22:43	02:46	04:57	08:06	06:54	00:00
Southern Miss. Total			304:15	55:32	85:14	73:28	90:01	00:00



2025-26 Southern Miss. Football
By Quarter Statistics
All games

Date	Opponent	Score	Overall	1st Qtr	2nd Qtr	3rd Qtr	4th Qtr	Overtime
		Avg.	27:40	05:03	07:45	06:41	08:11	00:00
	Opponents	Total	355:15	96:26	92:44	67:56	98:09	00:00
		Avg.	32:18	08:46	08:26	06:11	08:55	00:00



2025-26 Southern Miss. Football Games Played All games

##	Player	GP-GS	MS	JSU	APP	LATech	JSU	GS	LA	ULM	ASU	TXST	USA
0	Brendan Toles	8/0	XXX	XXX	XXX	...	XXX	...	XXX	XXX	XXX	XXX	...
0	Jeffery Pittman	9/7	START	START	START	...	START	START	START	...	XXX	XXX	START
1	Josh Moten	11/11	START	START	START	START	START	START	START	START	START	START	START
1	Braylon Braxton	10/10	START	START	START	START	START	START	START	START	START	...	START
2	Dominick Hill	11/0	XXX	XXX	XXX	XXX	XXX	XXX	XXX	XXX	XXX	XXX	XXX
2	Tychaun Chapman	11/0	XXX	XXX	XXX	XXX	XXX	XXX	XXX	XXX	XXX	XXX	XXX
3	Charles Montgomery	10/0	XXX	XXX	XXX	XXX	XXX	...	XXX	XXX	XXX	XXX	XXX
3	Ian Foster	11/11	START	START	START	START	START	START	START	START	START	START	START
5	JJ Hawkins	11/1	XXX	XXX	XXX	XXX	START	XXX	XXX	XXX	XXX	XXX	XXX
5	Matt Jones	11/2	XXX	XXX	XXX	XXX	XXX	XXX	XXX	START	START	XXX	XXX
6	Micah Davis	11/7	XXX	XXX	XXX	XXX	START	START	START	START	START	START	START
6	Dylan King	10/0	XXX	XXX	...	XXX	XXX	XXX	XXX	XXX	XXX	XXX	XXX
7	Isaiah Gibson	11/11	START	START	START	START	START	START	START	START	START	START	START
7	Carl Chester	11/11	START	START	START	START	START	START	START	START	START	START	START
8	Ishmael Ibraheem	1/0	XXX
8	Bralon Brown	11/4	START	START	START	START	XXX	XXX	XXX	XXX	XXX	XXX	XXX
9	Elijah Metcalf	11/11	START	START	START	START	START	START	START	START	START	START	START
9	Jabari Ishmael	9/6	START	START	START	START	START	START	XXX	XXX	XXX
11	Davis Dalton	11/0	XXX	XXX	XXX	XXX	XXX	XXX	XXX	XXX	XXX	XXX	XXX
11	Jonathan Pennix	11/0	XXX	XXX	XXX	XXX	XXX	XXX	XXX	XXX	XXX	XXX	XXX
12	John White	1/0	...	XXX
12	Guylijah Theodule	8/0	XXX	XXX	XXX	XXX	...	XXX	...	XXX	...	XXX	XXX
13	Grant Page	10/0	XXX	XXX	XXX	XXX	XXX	XXX	...	XXX	XXX	XXX	XXX
13	Mathias Haygood	11/1	XXX	XXX	XXX	XXX	XXX	XXX	XXX	XXX	XXX	XXX	START
14	J'Mond Tapp	11/10	START	START	START	START	XXX	START	START	START	START	START	START
14	Robert Briggs Jr.	9/2	XXX	XXX	XXX	START	XXX	XXX	XXX	START	XXX
15	Kyle Davis	5/0	XXX	XXX	XXX	...	XXX	XXX
15	Jacobe Robinson	1/0	XXX
16	Jameer Lewis	10/1	XXX	XXX	XXX	XXX	XXX	XXX	...	XXX	XXX	XXX	START
16	Denzel Gardner	0/0
17	Kyle McCormick	11/0	XXX	XXX	XXX	XXX	XXX	XXX	XXX	XXX	XXX	XXX	XXX
17	Michael Montgomery	10/10	START	START	START	START	START	START	START	START	START	START	...
18	Landry Lyddy	5/1	...	XXX	XXX	XXX	XXX	START	...
18	Malik Caswell	11/0	XXX	XXX	XXX	XXX	XXX	XXX	XXX	XXX	XXX	XXX	XXX
19	Malakai Murphy	11/0	XXX	XXX	XXX	XXX	XXX	XXX	XXX	XXX	XXX	XXX	XXX
19	Shane King	3/0	XXX	XXX	XXX
20	Cameron Knox	0/0
20	Robert Henderson	0/0
21	TJ Johnson	11/0	XXX	XXX	XXX	XXX	XXX	XXX	XXX	XXX	XXX	XXX	XXX
21	Khalil Foster	2/0	...	XXX	XXX
22	Corey Myrick	11/10	XXX	START	START	START	START	START	START	START	START	START	START
22	Jermane Hayes	3/0	...	XXX	XXX	XXX
23	Anthony Richard, Jr.	11/11	START	START	START	START	START	START	START	START	START	START	START
23	Trey Horne	8/0	...	XXX	XXX	XXX	XXX	XXX	XXX	XXX	XXX
24	Josh Battle	8/1	START	XXX	XXX	XXX	XXX	XXX	XXX	XXX
24	Jaylin Carter	7/0	...	XXX	XXX	XXX	XXX	XXX	...	XXX	XXX
25	Zach Ruffin	11/0	XXX	XXX	XXX	XXX	XXX	XXX	XXX	XXX	XXX	XXX	XXX
25	Josiah Basten	2/0	XXX	...	XXX	...
26	Logan Gregory	0/0
26	Shaddai Carter	0/0
27	Malachi Henderson	0/0
29	Jackson Klein	0/0
29	Jack Murley	8/0	XXX	XXX	XXX	XXX	XXX	XXX	XXX	XXX	...
30	Garrick Ponder	11/4	XXX	XXX	XXX	START	START	XXX	XXX	XXX	START	START	XXX
30	Andrew Tate	1/0	XXX
31	Zachariah Keith	0/0
32	Peyton Anderson	3/0	XXX	XXX	XXX
32	Fredrick Nicholson	0/0
33	Avery Sledge	11/0	XXX	XXX	XXX	XXX	XXX	XXX	XXX	XXX	XXX	XXX	XXX
35	Chris Jones	11/11	START	START	START	START	START	START	START	START	START	START	START



**2025-26 Southern Miss. Football
Games Played
All games**

##	Player	GP-GS	MS	JSU	APP	LATech	JSU	GS	LA	ULM	ASU	TXST	USA
36	Brodarius Lewis	11/11	START	START	START	START	START	START	START	START	START	START	START
37	Eric Thomas Jr.	8/0	XXX	XXX	XXX	...	XXX	XXX	...	XXX	XXX	XXX	...
38	Zion Edwards	0/0
40	Creighton Wilbanks	8/0	XXX	XXX	XXX	XXX	XXX	XXX	XXX	XXX
41	Ahmere Foster	11/11	START	START	START	START	START	START	START	START	START	START	START
42	Cannon McClain	1/0	...	XXX
43	Tyrese Weeks	0/0
46	Luke Beard	11/0	XXX	XXX	XXX	XXX	XXX	XXX	XXX	XXX	XXX	XXX	XXX
48	Colin Kapilovic	1/0	XXX
52	Cooper Frazier	9/3	...	XXX	XXX	XXX	XXX	START	START	XXX	XXX	...	START
53	Joseph Harper	11/0	XXX	XXX	XXX	XXX	XXX	XXX	XXX	XXX	XXX	XXX	XXX
54	Amir Leonard-Jean Charles	0/0
55	Carlos Slayden	5/1	XXX	XXX	START	XXX	...	XXX
56	Greg Nunnery	11/11	START	START	START	START	START	START	START	START	START	START	START
57	Jeramie Posey	1/0	XXX
58	RJ Whitehead	7/0	XXX	XXX	XXX	XXX	...	XXX	XXX	XXX
59	Chris Hayes	2/0	...	XXX	XXX
62	Aloali'i Maui	9/9	START	START	START	START	...	START	START	START	START	START	...
63	Blake Bustard	9/8	XXX	START	START	START	START	START	START	START	START
64	Camden Myers	0/0
67	Broderick Roman	11/11	START	START	START	START	START	START	START	START	START	START	START
70	Christian Anderson	0/0
71	Aaryn Parks	1/0	XXX
72	Jahmir Davis	0/0
73	Hayden Breal	2/0	...	XXX	XXX
74	Luke Rogers	11/1	START	XXX	XXX	XXX	XXX	XXX	XXX	XXX	XXX	XXX	XXX
75	Hayes Creel	11/11	START	START	START	START	START	START	START	START	START	START	START
76	Larry Edwards	6/0	XXX	XXX	XXX	XXX	XXX	XXX
77	Chase Malamala	0/0
78	Jez Janvier	5/0	XXX	XXX	XXX	XXX	XXX
79	Liam Cassidy	10/0	XXX	XXX	XXX	...	XXX	XXX	XXX	XXX	XXX	XXX	XXX
80	Zavian Hales	1/0	...	XXX
81	Cace Reed	2/0	...	XXX	XXX
82	Connor Gooding	0/0
83	Dillon Rowley	0/0
84	Kadinn Morris	10/6	XXX	START	START	XXX	XXX	XXX	START	START	START	...	START
85	Elijah Zamora	0/0
87	Caston Brown	0/0
88	Kyirin Heath	10/5	START	...	XXX	START	START	START	XXX	XXX	XXX	START	XXX
88	Chris Stokes	1/0	XXX
89	Michael Duran	0/0
90	Najae Hallenbeck	10/0	XXX	XXX	XXX	...	XXX	XXX	XXX	XXX	XXX	XXX	XXX
91	Quinzavious Warren	8/0	XXX	XXX	XXX	...	XXX	...	XXX	XXX	XXX	XXX	...
92	David Griffin	0/0
94	Kaden Morgan	0/0
95	Mason Clinton	10/0	XXX	XXX	...	XXX	XXX	XXX	XXX	XXX	XXX	XXX	XXX
96	Reed Harradine	11/0	XXX	XXX	XXX	XXX	XXX	XXX	XXX	XXX	XXX	XXX	XXX
97	Elijah Kinsler	4/0	XXX	XXX	XXX	XXX	...
98	Jaden McKinney	11/0	XXX	XXX	XXX	XXX	XXX	XXX	XXX	XXX	XXX	XXX	XXX
99	Cameron Mackey	11/0	XXX	XXX	XXX	XXX	XXX	XXX	XXX	XXX	XXX	XXX	XXX



2025-26 Southern Miss. Football
Passing Game-by-Game
All games

#1 Braylon Braxton	Comp	Att	Int	Pct	Yards	TD	Long	Sacked	Effic.
Mississippi St.	26	39	1	66.7	199	2	37	1-4	121.3
Jackson St.	20	30	0	66.7	214	3	40	2-17	159.6
App State	22	30	1	73.3	279	2	48	1-9	166.8
Louisiana Tech	28	47	1	59.6	392	2	42	1-4	139.4
Jacksonville St.	13	22	0	59.1	152	2	43	2-21	147.1
Ga. Southern	19	28	0	67.9	237	2	50	1-4	162.5
Louisiana	13	18	1	72.2	238	1	98	0-0	190.5
ULM	18	23	0	78.3	248	4	40	3-20	226.2
Arkansas St.	20	29	1	69.0	228	1	35	2-11	139.5
South Alabama	31	52	1	59.6	400	3	52	2-18	139.4
Totals	210	318	6	66.0	2587	22	98	15-108	153.4

#12 John White	Comp	Att	Int	Pct	Yards	TD	Long	Sacked	Effic.
Jackson St.	1	1	0	100.0	-1	0	0	0-0	91.6
Totals	1	1	0	100.0	-1	0	0	0-0	91.6

#18 Landry Lyddy	Comp	Att	Int	Pct	Yards	TD	Long	Sacked	Effic.
Jackson St.	1	1	0	100.0	11	0	11	0-0	192.4
App State	0	1	0	0.0	0	0	0	0-0	0.0
Arkansas St.	4	6	1	66.7	128	1	76	1-3	267.5
Texas St.	29	44	2	65.9	267	1	34	0-0	115.3
Totals	34	52	3	65.4	406	2	76	1-3	132.1



**2025-26 Southern Miss. Football
Rushing/Receiving Game-by-Game
All games**

Rushing

Player	No-Yds/TD	MS	JSU	APP	LATech	JSU	GS	LA	ULM	ASU	TXST	USA
Jeffery Pittman	136-589/8	9-16/0	10-71/0	6-39/2	DNP	18-80/2	31-140/2	21-73/0	DNP	18-75/0	11-54/1	12-41/1
Braylon Braxton	83-197/1	12-58/0	10-20/0	7-27/0	10-23/0	12-41/1	8-17/0	5-9/0	11-20/0	4-5/0	DNP	4--23/0
Matt Jones	75-306/4	5-11/0	7-16/0	3-13/0	12-36/0	8-45/0	4-29/1	9-37/1	12-42/2	8-44/0	6-26/0	1-7/0
Robert Briggs Jr.	51-238/1	7-18/0	8-30/1	3-21/0	9-47/0	DNP	DNP	3-17/0	7-55/0	10-44/0	2-2/0	2-4/0
Jaylin Carter	30-140/2	DNP	1-2/0	1-7/0	3-16/0	10-44/0	DNP	DNP	4-38/1	DNP	7-21/0	4-12/1
Landry Lyddy	6-12/1	DNP	-	1--1/0	DNP	DNP	DNP	DNP	-	2-4/1	3-9/0	DNP
Elijah Metcalf	4-26/0	1-1/0	-	2-8/0	-	1-17/0	-	-	-	-	-	-
Jacobe Robinson	2-33/0	DNP	DNP	DNP	DNP	DNP	DNP	DNP	2-33/0	DNP	DNP	DNP
Micah Davis	2-5/0	-	-	-	-	-	1-1/0	-	1-4/0	-	-	-
Tychaun Chapman	1-12/0	-	-	-	-	-	-	-	-	-	1-12/0	-
Josiah Basten	1-5/0	DNP	DNP	DNP	DNP	DNP	DNP	DNP	1-5/0	DNP	-	DNP

Receiving

Player	No-Yds/TD	MS	JSU	APP	LATech	JSU	GS	LA	ULM	ASU	TXST	USA
Elijah Metcalf	46-615/2	2-13/0	5-45/0	3-66/0	2-29/0	2--9/0	4-62/0	-	7-76/0	5-143/1	10-116/1	6-74/0
Micah Davis	28-393/5	2-6/1	3-38/1	3-30/1	3-28/0	2-34/0	2-15/0	3-134/1	1-1/0	5-44/0	2-4/0	2-59/1
Carl Chester	26-456/5	6-53/0	3-40/0	-	4-118/0	1-13/1	2-43/1	2-8/0	1-8/1	1-35/0	1-10/0	5-128/2
Bralon Brown	24-283/2	-	3-52/1	3-22/0	4-36/0	2-24/0	4-55/0	2-16/0	1-24/1	1-15/0	3-31/0	1-8/0
Tychaun Chapman	21-393/2	1-4/0	1-4/0	4-112/0	1-8/0	1-43/0	4-52/1	-	3-83/1	3-42/0	3-45/0	-
Jeffery Pittman	20-83/0	5-51/0	1-2/0	4-9/0	DNP	-	1-1/0	1-4/0	DNP	2-3/0	1-11/0	5-2/0
Kyirin Heath	19-228/3	1-5/0	DNP	2-20/0	3-56/1	1-7/0	1-5/0	1-5/0	1-34/1	5-51/1	1-10/0	3-35/0
Kadinn Morris	14-176/2	2-38/0	2-25/1	1--2/0	4-35/0	1-6/1	1-4/0	3-70/0	-	-	DNP	-
Jaylin Carter	13-78/0	DNP	-	-	3-21/0	-	DNP	DNP	-	DNP	6-29/0	4-28/0
Robert Briggs Jr.	12-87/1	1-2/0	1-0/0	2-22/1	1-6/0	DNP	DNP	-	3-16/0	1-5/0	-	3-36/0
Matt Jones	12-86/0	3-7/0	1-8/0	-	1-14/0	2-32/0	-	1-1/0	1-6/0	1-18/0	1-1/0	1--1/0
Davis Dalton	4-82/1	-	-	-	2-41/1	-	-	-	-	-	1-10/0	1-31/0
Charles Montgomery	3-15/0	2-13/0	-	-	-	1-2/0	DNP	-	-	-	-	-
Jermane Hayes	1-11/0	DNP	1-11/0	-	DNP	DNP	DNP	DNP	-	DNP	DNP	DNP
TJ Johnson	1-7/1	1-7/1	-	-	-	-	-	-	-	-	-	-
Cace Reed	1--1/0	DNP	1--1/0	DNP	DNP	-	DNP	DNP	DNP	DNP	DNP	DNP



**2025-26 Southern Miss. Football
Returns Game-by-Game
All games**

Punt Returns

Player	No-Yds	MS	JSU	APP	LATech	JSU	GS	LA	ULM	ASU	TXST	USA
Elijah Metcalf	10-93	-	2-33	2-1	1-4	2-22	1-7	1-11	1-15	-	-	-
Micah Davis	3-42	-	-	-	-	-	-	-	-	-	1-8	2-34
Ahmere Foster	1-8	-	1-8	-	-	-	-	-	-	-	-	-

Kick Returns

Player	No-Yds	MS	JSU	APP	LATech	JSU	GS	LA	ULM	ASU	TXST	USA
Micah Davis	12-241	-	2-54	-	-	1-24	1--1	1-24	3-58	1-19	2-47	1-16
Ian Foster	1-44	1-32	-	-	-	-	-	-	-	-	-	-

Interceptions Returns

Player	No-Yds	MS	JSU	APP	LATech	JSU	GS	LA	ULM	ASU	TXST	USA
Josh Moten	5-25	-	-	-	-	1-0	1-3	-	-	3-22	-	-
Ian Foster	3-171	-	-	1-99	-	1-49	-	-	-	1-23	-	-
Ahmere Foster	3-54	-	1-20	-	-	-	-	1-34	-	1-0	-	-
Michael Montgomery	2-21	1-0	-	-	-	-	1-21	-	-	-	-	DNP
Anthony Richard, Jr.	2-0	-	-	1-0	-	-	-	-	1-0	-	-	-
Corey Myrick	1-27	-	-	-	-	-	-	1-27	-	-	-	-
MaLik Caswell	1-23	-	1-23	-	-	-	-	-	-	-	-	-
Mathias Haygood	1-18	-	-	1-18	-	-	-	-	-	-	-	-
Chris Jones	1-2	-	-	-	-	-	-	-	1-2	-	-	-
Jonathan Pennix	1-0	-	-	-	-	-	1-0	-	-	-	-	-

Fumble Returns

Player	No-Yds	MS	JSU	APP	LATech	JSU	GS	LA	ULM	ASU	TXST	USA
Tychaun Chapman	1-0	-	-	-	-	-	-	-	1-0	-	-	-
Ian Foster	1-0	-	-	-	-	1-0	-	-	-	-	-	-
Jabari Ishmael	1-0	-	-	-	DNP	DNP	-	1-0	-	-	-	-
Garrick Ponder	1-0	-	-	-	-	-	-	-	-	1-0	-	-
Avery Sledge	1-0	-	-	-	-	1-0	-	-	-	-	-	-



**2025-26 Southern Miss. Football
Fumbles Game-by-Game
All games**

Fumbles

Player	No-Lost	MS	JSU	APP	LATech	JSU	GS	LA	ULM	ASU	TXST	USA
Braylon Braxton	2-1	-	-	-	-	1-0	1-1	-	-	-	DNP	-
Jeffery Pittman	1-1	-	-	-	DNP	-	-	-	DNP	-	1-1	-
Micah Davis	1-0	-	-	-	-	-	1-0	-	-	-	-	-
Elijah Metcalf	1-0	-	-	1-0	-	-	-	-	-	-	-	-
Robert Briggs Jr.	1-1	-	-	-	-	DNP	DNP	1-1	-	-	-	-

Fumbles Forced

Player	Number	MS	JSU	APP	LATech	JSU	GS	LA	ULM	ASU	TXST	USA
JJ Hawkins	2	1	-	-	-	1	-	-	-	-	-	-
Michael Montgomery	1	-	-	-	-	1	-	-	-	-	-	DNP
Garrick Ponder	1	-	-	-	-	-	-	-	-	1	-	-
Chris Jones	1	-	-	-	-	-	-	1	-	-	-	-

Fumbles Recovered

Player	Number	MS	JSU	APP	LATech	JSU	GS	LA	ULM	ASU	TXST	USA
Tychaun Chapman	1	-	-	-	-	-	-	-	1	-	-	-
Ian Foster	1	-	-	-	-	1	-	-	-	-	-	-
Jabari Ishmael	1	-	-	-	DNP	DNP	-	1	-	-	-	-
Garrick Ponder	1	-	-	-	-	-	-	-	-	1	-	-
Avery Sledge	1	-	-	-	-	1	-	-	-	-	-	-



2025-26 Southern Miss. Football
Sacks Game-by-Game
All games

Player	UA-A	Total	MS	JSU	APP	LATech	JSU	GS	LA	ULM	ASU	TXST	USA
J'Mond Tapp	6-1	6.5	-	-	3-26	-	-	1-2	-	-	0.5-5	1-6	1-5
Chris Jones	3-1	3.5	-	-	-	0.5-2	-	2-20	1-4	-	-	-	-
JJ Hawkins	3-0	3	1-6	-	-	-	1-4	1-7	-	-	-	-	-
Jameer Lewis	3-0	3	-	-	1-9	-	2-10	-	DNP	-	-	-	-
Garrick Ponder	2-1	2.5	-	1-8	-	-	-	-	1-7	-	0.5-6	-	-
Michael Montgomery	1-1	1.5	-	-	-	0.5-2	-	1-1	-	-	-	-	DNP
Ian Foster	1-0	1	-	-	-	-	1-9	-	-	-	-	-	-
Mathias Haygood	1-0	1	-	1-1	-	-	-	-	-	-	-	-	-
Josh Battle	1-0	1	-	1-7	-	-	-	DNP	DNP	DNP	-	-	-
Eric Thomas Jr.	1-0	1	-	-	1-7	DNP	-	-	DNP	-	-	-	DNP



**2025-26 Southern Miss. Football
Total Tackles Game-by-Game
All games**

Total Tackles

Player	S-A	Total	MS	JSU	APP	LATech	JSU	GS	LA	ULM	ASU	TXST	USA
Chris Jones	39-80	119	4-9	0-6	1-11	5-10	5-3	5-6	6-2	1-5	6-8	3-12	3-8
Michael Montgomery	25-71	96	0-5	1-7	0-13	3-10	3-6	5-4	4-3	3-6	4-9	2-8	DNP
Corey Myrick	36-38	74	2-5	0-1	5-1	3-5	6-1	4-0	3-2	1-5	4-5	1-8	7-5
Ian Foster	23-41	64	2-5	1-3	5-7	3-3	3-2	1-2	3-1	1-1	1-5	1-8	2-4
J'Mond Tapp	16-45	61	1-3	0-5	3-4	0-2	3-5	5-1	2-5	0-4	0-5	1-6	1-5
Josh Moten	33-20	53	5-5	4-2	2-4	1-3	2-0	3-0	2-0	2-1	4-2	2-1	6-2
Brodarius Lewis	11-36	47	0-2	0-5	0-1	0-4	1-4	2-0	5-1	0-4	1-2	0-4	2-9
Joseph Harper	18-26	44	1-6	2-1	1-6	-	2-2	1-1	3-1	2-0	1-0	2-3	3-6
Ahmere Foster	13-27	40	1-4	1-2	0-2	0-2	1-0	3-1	4-0	0-3	1-3	1-6	1-4
Mathias Haygood	11-25	36	1-0	3-3	0-2	0-1	1-2	1-0	1-0	2-3	0-3	1-1	1-10
Jameer Lewis	14-17	31	0-1	2-0	1-4	0-2	4-0	1-2	DNP	1-1	2-2	3-3	0-2
Garrick Ponder	13-18	31	-	2-2	0-1	2-3	1-0	0-1	3-0	2-4	1-2	1-3	1-2
Anthony Richard, Jr.	14-15	29	0-4	2-0	2-1	2-1	1-0	1-0	1-2	2-2	1-1	0-1	2-3
Josh Battle	14-12	26	3-3	4-2	2-5	3-2	1-0	DNP	DNP	DNP	-	-	1-0
Jaden McKinney	6-19	25	0-5	1-2	1-2	0-2	1-1	-	1-1	0-2	-	2-2	0-2
Isaiah Gibson	3-19	22	-	0-4	0-3	0-1	0-3	1-1	-	1-1	1-3	-	0-3
Dylan King	10-11	21	1-2	-	DNP	-	1-1	1-1	3-2	1-0	3-2	0-3	-
JJ Hawkins	8-13	21	2-4	1-0	0-2	1-2	3-2	1-0	-	-	0-1	-	0-2
Jabari Ishmael	6-13	19	1-3	0-3	1-2	DNP	DNP	2-3	2-1	0-1	-	-	-
Mason Clinton	6-9	15	1-2	-	DNP	-	2-2	-	2-0	-	0-3	1-0	0-2
Jonathan Pennix	8-6	14	-	1-2	-	-	1-1	2-0	1-0	-	3-1	0-1	0-1
Avery Sledge	6-8	14	-	-	2-0	0-1	1-1	-	1-1	0-1	2-0	-	0-4
Charles Montgomery	4-2	6	1-0	-	-	-	-	DNP	1-0	1-0	0-1	0-1	1-0
Eric Thomas Jr.	3-2	5	-	-	3-0	DNP	0-1	-	DNP	-	-	0-1	DNP
Malakai Murphy	2-3	5	-	0-1	-	0-1	1-0	0-1	1-0	-	-	-	-
MaLik Caswell	1-4	5	-	0-2	0-1	-	-	-	-	0-1	-	1-0	-
Najae Hallenbeck	1-3	4	-	-	-	DNP	0-1	1-0	-	0-1	0-1	-	-
Brendan Toles	3-0	3	-	2-0	-	DNP	-	DNP	1-0	-	-	-	DNP
Zach Ruffin	1-2	3	-	0-1	-	-	-	-	-	-	0-1	1-0	-
Guylijah Theodule	0-3	3	0-1	-	-	0-2	DNP	-	DNP	-	DNP	-	-
Jeffery Pittman	2-0	2	-	-	-	DNP	-	1-0	-	DNP	-	-	1-0
Tychaun Chapman	2-0	2	-	-	-	-	-	-	1-0	-	1-0	-	-
Khalil Foster	2-0	2	DNP	1-0	DNP	DNP	DNP	DNP	DNP	1-0	DNP	DNP	DNP
Dominick Hill	1-1	2	1-1	-	-	-	-	-	-	-	-	-	-
Matt Jones	1-0	1	-	-	1-0	-	-	-	-	-	-	-	-
Carl Chester	1-0	1	-	-	-	-	-	-	1-0	-	-	-	-
Ishmael Ibraheem	1-0	1	1-0	DNP	DNP	DNP	DNP	DNP	DNP	DNP	DNP	DNP	DNP
Quinzavious Warren	1-0	1	-	-	-	DNP	-	DNP	1-0	-	-	-	DNP
Reed Harradine	1-0	1	-	-	-	1-0	-	-	-	-	-	-	-
Luke Beard	0-1	1	-	-	-	0-1	-	-	-	-	-	-	-



**2025-26 Southern Miss. Football
Tackles For Loss Game-by-Game
All games**

Player	UA-A	Total	MS	JSU	APP	LATech	JSU	GS	LA	ULM	ASU	TXST	USA
J'Mond Tapp	8-5	10.5	-	-	3.0-26	-	2.0-7	1.0-2	0.5-1	0.5-1	0.5-5	2.0-8	1.0-5
Garrick Ponder	8-5	10.5	-	2.0-10	-	1.5-6	1.0-3	0.5-0	1.0-7	1.5-3	0.5-6	1.5-5	1.0-1
Chris Jones	4-6	7.0	0.5-0	0.5-0	-	1.0-3	0.5-0	2.5-21	1.0-4	-	1.0-2	-	-
JJ Hawkins	5-1	5.5	1.5-6	1.0-1	-	1.0-1	1.0-4	1.0-7	-	-	-	-	-
Jameer Lewis	4-1	4.5	-	1.0-2	1.0-9	-	2.0-10	-	DNP	-	-	0.5-1	-
Corey Myrick	3-1	3.5	-	-	-	-	-	1.0-1	-	1.0-1	1.5-2	-	-
Michael Montgomery	2-3	3.5	-	-	-	1.5-4	0.5-1	1.0-1	0.5-1	-	-	-	DNP
Ian Foster	2-2	3.0	0.5-1	-	-	-	1.0-9	-	-	-	0.5-2	-	1.0-1
Mathias Haygood	1-2	2.0	-	1.0-1	-	0.5-0	-	-	-	0.5-2	-	-	-
Brodarius Lewis	1-2	2.0	-	-	-	-	-	-	1.5-1	-	-	0.5-1	-
Jabari Ishmael	1-1	1.5	0.5-2	-	-	DNP	DNP	-	1.0-3	-	-	-	-
Josh Battle	1-1	1.5	-	1.0-7	0.5-3	-	-	DNP	DNP	DNP	-	-	-
Mason Clinton	1-1	1.5	0.5-1	-	DNP	-	-	-	1.0-1	-	-	-	-
Jaden McKinney	1-1	1.5	0.5-2	-	-	-	-	-	-	-	-	1.0-1	-
Josh Moten	1-0	1.0	-	-	-	-	-	-	-	-	-	-	1.0-1
Eric Thomas Jr.	1-0	1.0	-	-	1.0-7	DNP	-	-	DNP	-	-	-	DNP
Isaiah Gibson	0-1	0.5	-	0.5-1	-	-	-	-	-	-	-	-	-
MaLik Caswell	0-1	0.5	-	-	-	-	-	-	-	0.5-2	-	-	-
Anthony Richard, Jr.	0-1	0.5	-	-	0.5-3	-	-	-	-	-	-	-	-
Avery Sledge	0-1	0.5	-	-	-	-	-	-	0.5-0	-	-	-	-
Ahmere Foster	0-1	0.5	-	-	-	0.5-0	-	-	-	-	-	-	-
Joseph Harper	0-1	0.5	-	-	-	-	-	-	-	-	-	0.5-1	-



**2025-26 Southern Miss. Football
All-Purpose Yards Game-by-Game
All games**

Player	Total	MS	JSU	APP	LATech	JSU	GS	LA	ULM	ASU	TXST	USA
Elijah Metcalf	734	14	78	75	33	30	69	11	91	143	116	74
Micah Davis	681	6	92	30	28	58	15	158	63	63	59	109
Jeffery Pittman	672	67	73	48	DNP	80	141	77	DNP	78	65	43
Carl Chester	456	53	40	-	118	13	43	8	8	35	10	128
Tychaun Chapman	405	4	4	112	8	43	52	-	83	42	57	-
Matt Jones	392	18	24	13	50	77	29	38	48	62	27	6
Robert Briggs Jr.	325	20	30	43	53	DNP	DNP	17	71	49	2	40
Bralon Brown	283	-	52	22	36	24	55	16	24	15	31	8
Kyirin Heath	228	5	DNP	20	56	7	5	5	34	51	10	35
Jaylin Carter	218	DNP	2	7	37	44	DNP	DNP	38	DNP	50	40
Ian Foster	215	32	-	99	-	49	12	-	-	23	-	-
Braylon Braxton	197	58	20	27	23	41	17	9	20	5	DNP	-23
Kadinn Morris	176	38	25	-2	35	6	4	70	-	-	DNP	-
Davis Dalton	82	-	-	-	41	-	-	-	-	-	10	31
Ahmere Foster	54	-	20	-	-	-	-	34	-	-	-	-
Jacobe Robinson	33	DNP	DNP	DNP	DNP	DNP	DNP	DNP	33	DNP	DNP	DNP
Zach Ruffin	30	-	30	-	-	-	-	-	-	-	-	-
Corey Myrick	27	-	-	-	-	-	-	27	-	-	-	-
Josh Moten	25	-	-	-	-	-	3	-	-	22	-	-
MaLik Caswell	23	-	23	-	-	-	-	-	-	-	-	-
Michael Montgomery	21	-	-	-	-	-	21	-	-	-	-	DNP
Mathias Haygood	18	-	-	18	-	-	-	-	-	-	-	-
Charles Montgomery	15	13	-	-	-	2	DNP	-	-	-	-	-
Landry Lyddy	12	DNP	-	-1	DNP	DNP	DNP	DNP	-	4	9	DNP
Jermame Hayes	11	DNP	11	-	DNP	DNP	DNP	DNP	-	DNP	DNP	DNP
TJ Johnson	7	7	-	-	-	-	-	-	-	-	-	-
Josiah Basten	5	DNP	DNP	DNP	DNP	DNP	DNP	DNP	5	DNP	-	DNP
Chris Jones	2	-	-	-	-	-	-	-	2	-	-	-
Cace Reed	-1	DNP	-1	DNP	DNP	-	DNP	DNP	DNP	DNP	DNP	DNP