

SOUTHERN MISS[®] FOOTBALL

2025

THURSDAY, OCTOBER 9 • 7 PM CT • ALLEN E. PAULSON STADIUM • STATESBORO, GEORGIA



VS



SOUTHERN MISS GOLDEN EAGLES
3-2 (1-0 SUN BELT)

Head Coach: Charles Huff
Record at Southern Miss: 3-2 (1st season)
Career Record: 35-22
Record vs. Georgia Southern: 2-1
Last Game: Jacksonville State - W, 42-25

GEORGIA SOUTHERN EAGLES
2-3 (0-1 SUN BELT)

Head Coach: Clay Helton
Record at Georgia Southern: 22-22 (4th season)
Career Record: 68-46
Record vs. Southern Miss: 0-0
Last Game: James Madison - L, 35-10

ON THE AIR

TV: ESPN2
Play-by-Play: Jay Alter
Analyst: Rocky Boiman

RADIO: Southern Miss Sports Network
Local: WXRR-FM 104.5 (Hattiesburg/Laurel) | Varsity Sports Network
Play-by-Play: John Cox | **Analyst:** Lee Roberts
Sideline: Jason Baker | **Spotter:** Joe Bryant

TAKE IN SOME GOLDEN EAGLE NUGGETS

- Quarterback **Braylon Braxton** has nine touchdown passes through the first four games of the '25 season. He's the first Golden Eagle QB to do so since Jack Abraham had 10 to open the 2018 season
- Coordinators **Blake Anderson** (offense) and **Jason Semore** (defense) each have their own ties to the Golden Eagles in 2025. Anderson returns after a four-year stint starting in 2008 and Semore reunites with Charles Huff after serving as his DC for two seasons
- On the defensive side of the ball, **Josh Moten** highlights after being named a honorable mention G5 All-American last season. Finished tied for third in the FBS with five interceptions in 2024
- Southern Miss has started 10 different quarterbacks since the start of the 2012 season. Nick Mullens and Jack Abraham are the only two former Golden Eagles to start more than one season opener. Full list below:

Games	Quarterback		
2012	Chris Campbell	2021	Trey Lowe III
2013	Allan Bridgford	2022	Ty Keyes
2014-16	Nick Mullens	2023	Billy Wiles
2017	Keon Howard	2024	Tate Rodemaker
2018-20	Jack Abraham	2025	Braylon Braxton

- Southern Miss will play seven home games in Hattiesburg for the first time since 2020 and only the third time in its history this fall. The only other time Southern Miss played seven home games in the Hub City during a season came in 1920

FIRST TIMER IN THE BLACK & GOLD

- Charles Huff is the 23rd head football coach at Southern Miss. Here is a look at "who and when" the last six Southern Miss non-interim head coaches defeated to register their first win as a Golden Eagle:

LAST SIX SOUTHERN MISS HEAD COACHING FIRST CAREER WINS

COACH	YEAR (GAME)	OPPONENT, SCORE
Charles Huff	2025 (2)	Jackson State, 38-20 (H)
Will Hall	2021 (2)	Grambling, 37-0 (H)
Jay Hopson	2016 (1)	Kentucky, 44-35 (A)
Todd Monken	2013 (12)	UAB, 62-27 (A)
Larry Fedora	2008 (1)	Louisiana, 51-21 (H)
Jeff Bower	1991 (1)	Delta State, 25-7 (H)

THERE IT IS - A 300-YARD PASSER

- It took 1,449 days for Southern Miss to have a 300-yard passer since Jake Lange threw for 304 yards against Rice on Oct. 2, 2021
- Braylon Braxton finally broke through for the Golden Eagles as he threw for 392 yards against Louisiana Tech on Sept. 21, 2025
- His 392 passing yards against Louisiana Tech are the 10th-most passing yards by a Golden Eagle in program history

Last Five 300-Yard Performances

09/21/2025	392	Braylon Braxton
10/02/2021	304	Jake Lange
09/03/2020	327	Jack Abraham
10/19/2019	421	Jack Abraham
10/12/2019	318	Jack Abraham

BY THE NUMBERS

65

Southern Miss has **65** four-year transfers on its 2025 roster, including 21 from Marshall. With five JUCO transfers, there is a total of 70 transfers

Southern Miss' 42 points were the most scored since a 64-10 win over Northwestern State on Sept. 17, 2022

42

23

Charles Huff is the **23rd** head coach in Southern Miss history. He is the seventh coach to lead the Golden Eagles since 2000

Braylon Braxton has tossed **11** passing touchdowns through five games this season, which led the Sun Belt through five games

11

A WIN FOR SOUTHERN MISS...

- Would give Southern Miss its first road win since defeating Louisiana, 34-31, in overtime on Nov. 9, 2023
- Would give the Golden Eagles a 2-0 start in conference play since 2019 with wins over UTEP and North Texas
- Would give Southern Miss its fourth win, which would tie for the most in a season since 2022

DID YOU KNOW?



IAN FOSTER returned a Jax State pass 49 yards for a late Golden Eagle touchdown to give him his second interception for a score this season. He is the first Golden Eagle to have multiple interception returns for a touchdown since Eric Scott, Jr. in 2022

WHAT'S INSIDE

Media Information	2	Roster Breakdown	18-19
Team Notes	3	The Last Time	20
Opponent Breakdown	4	Individual Highs/Lows	21
Offensive Notes	5	Team Highs/Lows	22
Defensive Notes	6	Single Game Notes	23
Offensive Notes	7	Scoring Drives	24
Team Notes	8-9	Explosive Plays	25
Starters & OT Notes	10	Starters	26
Head Coach Charles Huff	11	Game Recaps	27-31
Assistant Coaches	12	PDF Stats	32-51
Southern Miss Hub	13		
About The Rock	14		
Depth Chart	15		
Roster	16-17		



Mississippi State
Aug. 30 / 11 AM
L, 17-34



Jackson State
SEPT. 6 / 4 PM
W, 38-20



App State
SEPT. 13 / 6 PM
W, 38-22



at Louisiana Tech
SEPT. 20 / 6:30 PM
L, 20-30



Jacksonville State
SEPT. 27 / 6 p.m.
W, 42-25



at Georgia Southern
OCT. 9 / 7 PM
ESPN2



at Louisiana
OCT. 18 / TBA
TBA



ULM
OCT. 25 / TBA
TBA



at Arkansas State
NOV. 8 / TBA
TBA



Texas State
NOV. 15 / TBA
TBA



at South Alabama
NOV. 22 / TBA
TBA



Troy
NOV. 29 / TBA
TBA

WEEKLY SCHEDULE (ALL TIMES CENTRAL)

SUNDAY	MONDAY	TUESDAY	WEDNESDAY	THURSDAY	FRIDAY	SATURDAY
5 Off	6 11:54 a.m. - Sun Belt Zoom	7 12 p.m. - Weekly Presser with Charles Huff and Players Closed Practice 8 p.m. - Golden Eagle Hotline	8 Travel Day	9 7 p.m. at Georgia Southern ESPN2 Players and Coach Huff available postgame	10 Off	11 Off

SOUTHERN MISS ATHLETIC COMMUNICATIONS

**JACK DUGGAN**

Associate Athletic Director/Communications (Primary)

Cell..... 601-596-5637

Email..... jack.duggan@usm.edu

Twitter..... @Jack_Duggan_SID

**JACK MACDONALD**

Assistant Athletic Director/Communications (Secondary)

Cell..... 630-659-5119

Email..... jack.macdonald@usm.edu

Twitter..... @jackmac95

**MAXWELL GREENOUGH**

Assistant Director/Communications (Credentials)

Cell..... 228-990-9620

Email..... robert.greenough@usm.edu

Twitter..... @USM_Maxwell

WEEKLY MEDIA AVAILABILITY

Head coach Charles Huff will host a press conference at 12 p.m. every Tuesday throughout the season. Contact Jack Duggan or Jack MacDonald for further information.

Weekly Press Conference Dates

Aug. 26	Oct. 14
Sept. 2	Oct. 21
Sept. 9	Oct. 28
Sept. 16	Nov. 4
Sept. 23	Nov. 11
Sept. 30	Nov. 18
Oct. 7	Nov. 25

SUN BELT TELECONFERENCE

The Sun Belt Conference will hold a weekly teleconference with head coaches every Monday. Contact Jack Duggan or Jack MacDonald for the link to the weekly teleconference. The full schedule is below:

11:30 a.m. ET/10:30 a.m. CT - Dowell Loggains, App State
 11:37 a.m. ET/10:37 a.m. CT - Tim Beck, Coastal Carolina
 11:44 a.m. ET/10:44 a.m. CT - Bryant Vincent, ULM
 11:51 a.m. ET/10:51 a.m. CT - Bob Chesney, James Madison
 11:58 a.m. ET/10:58 a.m. CT - Dell McGee, Georgia State
 12:05 p.m. ET/11:05 a.m. CT - GJ Kinne, Texas State
 12:12 p.m. ET/11:12 a.m. CT - Clay Helton, Georgia Southern
 12:19 p.m. ET/11:19 a.m. CT - Michael Desormeaux, Louisiana
 12:26 p.m. ET/11:26 a.m. CT - Gerard Parker, Troy
 12:33 p.m. ET/11:33 a.m. CT - Tony Gibson, Marshall
 12:40 p.m. ET/11:40 a.m. CT - Butch Jones, Arkansas State
 12:47 p.m. ET/11:47 a.m. CT - Ricky Rahne, Old Dominion
12:54 P.M. ET/11:54 A.M. CT - CHARLES HUFF, SOUTHERN MISS
 1:01 p.m. ET/12:01 p.m. CT - Major Applewhite, South Alabama

COLLEGE PRESSBOX

collegepressbox
SINCE 2005 EVERYTHING BUT THE PREGAME MEAL

collegepressbox is the official media website for Division I football.

Access and download game notes, quotes, statistics, media guides, headshots, logos and more for all FBS schools, conferences, postseason games, awards and the College Football Playoff. For access, please register for an account at collegepressbox.com/register.

2025 RADIO AFFILIATES

MARKET	CALL LETTERS	FREQUENCY
Columbia	WFFF	96.7 FM
Greenwood	WBZL	103.3 FM
Greenville	WLTM	97.9 FM
Gulfport	WBUV	104.9 FM
Hattiesburg/Laurel	WXXR	104.5 FM
Jackson	WJDX	620 AM
Lucedale	WRBE	106.9 FM/1440 AM
McComb	WAKH	105.7 FM
Meridian	WNER	93.1 FM/1390 AM
Greenville	WDTL	97.9 FM
Vicksburg	KLSM	104.5 FM

CHARLES HUFF RADIO SHOW

Featuring the head coach of the Golden Eagles with the Voice of the Golden Eagles, John Cox, the Charles Huff Radio Show looks ahead to the coming week, while also taking questions in front of a live audience at Walk-On's Sports Bistreaux in Hattiesburg. The show will be held every Thursday during the season from 8-9 p.m., with the exception of weeks to be named. The show will air live on many of the Southern Miss Network affiliates, and will also be available on demand on the Varsity App.

CREDENTIALS

Media outlets interested in covering Southern Miss football on either a season or individual-game basis are required to submit all applications for credentials through the Southern Miss athletic communications football credential website at smttt.info/25PressBox. Southern Miss is unable to process written requests for football credentials. Please be sure to review the department's credential policies. Credential requests must be submitted by 5 p.m. on the Tuesday of each game week.

Admission to the press box is for working media only. Only those media with official Southern Miss credentials will be admitted. Friends, spouses and non-workers are not permitted in the press area.

POSTGAME INTERVIEWS

The Southern Miss locker room is closed. Media will be asked to submit a list of player requests to Jack Duggan or Jack MacDonald at the start of the fourth quarter. During home games, Coach Huff will address the media in the Golden Eagle Weight Room on the first floor of the Duff Athletic Center, followed by the requested players. Enter through the double doors on the on Southeast side of the Duff. On the road, these interviews will take place either in the designated visiting interview area or outside the locker room.





SETTING THE SCENE

Southern Miss vs. Georgia Southern

6:00 p.m. CT

SITE

Allen E. Paulson Stadium (25,000)
Statesboro, Ga.

RANKINGS

Southern Miss: NR (AP) | NR (Coaches) | NR (CFP)
Georgia Southern: NR (AP) | NR (Coaches) | NR (CFP)

TELEVISION

ESPN+
Jay Alter, play-by-play
Rocky Boiman, analyst

RADIO

SOUTHERN MISS SPORTS NETWORK (Regional)

The Southern Miss Sports Network provides coverage over stations across the state of Mississippi. For a complete list of affiliates, please go to SouthernMiss.com

John Cox, play-by-play
Lee Roberts, analyst
Jason Baker, sideline
Joe Bryant, spotter and stats

GAME SIX NOTES

AGAINST GEORGIA SOUTHERN

This will be only second meeting between the two schools in football. The two first met in 1941 with the Golden Eagles capturing a 70-0 triumph on Sept. 26, in Hattiesburg

VERSUS THE STATE OF GEORGIA

The Golden Eagles are a combined 3-4 against FBS programs from the state of Georgia. They are 1-0 versus Georgia Southern, 0-1 versus Georgia State and 2-3 versus the University of Georgia. This is the first football game in the state of Georgia for the Golden Eagles since an 11-7 victory on Aug. 31, 1996, at Sanford Stadium and the Georgia Bulldogs

LOCAL PRODUCT ON EAGLES ROSTER

Caleb Moore, a sophomore from Hattiesburg and Oak Grove High School, is a member of the Georgia Southern roster after playing his initial season at Southern Miss. Moore appeared in 10 games last season for the Golden Eagles and tallied 13 tackles. He is the only Mississippian on the Georgia Southern roster

GEORGIANS ON THE SOUTHERN MISS ROSTER

Southern Miss has 11 players from the state of Georgia including Christian Anderson (Atlanta), Josh Battle (Hoschton), Jaylin Carter (Valdosta), MaLick Caswell (Midway), Micah Davis (Atlanta), JJ Hawkins (Lawrenceville), Mathis Haygood (Fayetteville), Robert Henderson (Griffin), Zach Keith (Atlanta), Shane King (Gainesville) and Chris Stokes (Dallas)

OCTOBER GAMES

The Golden Eagles hold a 235-166-15 record (.583) in games played in the month of October in its long, storied history. The Golden Eagles posted undefeated and untied records this calendar month 16 times. Southern Miss has gone 5-0 in this month twice in history, including the 1982 and 1988 seasons. The 2011 squad went 4-0. Southern Miss currently has lost seven-straight games in the month of October and look for their first win since a 39-24 home victory over Louisiana on Oct. 27, 2022

SUN BELT WEEKLY SCHEDULE

Thursday, October 9	Time (CT)	TV Network
Southern Miss at Georgia Southern*	7 p.m.	ESPN2

Saturday, October 11	Time (CT)	TV Network
Louisiana at James Madison*	11 a.m.	ESPN2
Old Dominion at Marshall*	2:30 p.m.	ESPN+
App State at Georgia State*	2:30 p.m.	ESPN+
ULM at Coastal Carolina*	6 p.m.	ESPN+
Troy at Texas State*	7 p.m.	ESPN+

*Denotes Sun Belt Conference Game

SUN BELT STANDINGS

	SBC	OVERALL
EAST		
James Madison	2-0	4-1
Old Dominion	1-0	4-1
Coastal Carolina	1-1	2-3
App State	0-1	3-2
Georgia Southern	0-1	2-3
Marshall	0-1	2-3
Georgia State	0-1	1-4
WEST		
Southern Miss	1-0	3-2
Troy	1-0	3-2
ULM	1-0	3-2
Louisiana	1-0	2-3
Arkansas State	1-1	2-4
Texas State	0-1	3-2
South Alabama	0-2	1-5

NATIONAL POLLS

AP POLL			AFCA Coaches Poll		
(Week 6)			(Week 6)		
1	Ohio State (40)	5-0	1	Ohio State (59)	5-0
2	Miami (21)	5-0	2	Oregon (3)	5-0
3	Oregon (5)	5-0	3	Miami (3)	5-0
4	Ole Miss	5-0	4	Ole Miss	5-0
5	Texas A&M	5-0	5	Texas A&M (1)	5-0
6	Oklahoma	5-0	6	Oklahoma	5-0
7	Indiana	5-0	7	Indiana	5-0
8	Alabama	4-1	8	Alabama	4-1
9	Texas Tech	5-0	9	Georgia	4-1
10	Georgia	4-1	10	Texas Tech	5-0
11	LSU	4-1	11	LSU	4-1
12	Tennessee	4-1	12	Tennessee	4-1
13	Georgia Tech	5-0	13	Georgia Tech	5-0
14	Missouri	5-0	14	Missouri	5-0
15	Michigan	4-1	15	Michigan	4-1
16	Notre Dame	3-2	16	Notre Dame	3-2
17	Illinois	5-1	17	Illinois	5-1
18	BYU	5-0	18	BYU	5-0
19	Virginia	5-1	19	Texas	3-2
20	Vanderbilt	5-1	20	Vanderbilt	5-1
21	Arizona State	4-1	21	Iowa State	5-1
22	Iowa State	5-1	22	Penn State	3-2
23	Memphis	6-0	23	Arizona State	4-1
24	South Florida	4-1	24	Virginia	5-1
25	Florida State	3-2	25	Memphis	6-0

FUTURE SCHEDULES

• Here is a look at non-conference games over the next few seasons

2026	2031
9/5 - Alcorn State	9/13 - at Mississippi State
9/12 - at Auburn	9/20 - LA Tech
9/19 - LA Tech	
9/26 - at Tulane	2032
	9/18 - at LA Tech
2027	2033
9/4 - at West Virginia	9/17 - LA Tech
9/11 - Tulane	
9/18 - at Memphis	
2028	<i>*opponents and dates are subject to change. Games with LA Tech will change due to its move to the Sun Belt</i>
9/16 - Middle Tennessee	
9/23 - at USF	
2029	
9/15 - at LA Tech	
2030	
9/7 - at Middle Tennessee	
9/14 - Mississippi State	
9/21 - Memphis	

GOLDEN EAGLES IN THE NFL

National Football League

Cornell Armstrong	Miami Dolphins
Swayze Bozeman	New York Giants
Natrone Brooks	Atlanta Falcons
Jason Brownlee	Kansas City Chiefs
Frank Gore Jr.	Buffalo Bills*
Tim Jones	Minnesota Vikings
Nick Mullens	Jacksonville Jaguars
Rakeem Nunez-Roches	New York Giants
Eric Scott Jr.	Kansas City Chiefs
Quez Watkins	Arizona Cardinals

Canadian Football League

Jalil Clemons*	BC Lions
Latreal Jones*	Ottawa Redblacks

United Football League

Tykeem Doss	DC Defenders
-------------	--------------

*Denotes practice squad player

GOLDEN EAGLE GRADS

Kyle Davis
Isaiah Gibson
Najae Hallenbeck
Joseph Harper
Dominick Hill
Brodarius Lewis
Josh Moten
Eric Thomas
Brendan Toles
Quin Warren
Christian Anderson
Micah Davis
Cooper Frazier
Logan Gregory
Jez Janvier
Matt Jones
Kyle McCormick
Elijah Metcalf
Aaryn Parks
Jeffery Pittman
Brock Roman

SERIES HISTORY

MOST RECENT MEETINGS

Overall: 1-0		
In Hattiesburg: 1-0		
In Statesboro: 0-0		
Neutral Site: 0-0		
Date	Result	Location
9/26/41	W, 70-0	Hattiesburg
Record in Hattiesburg: 1-0		
Record in Statesboro: First Meeting		
Neutral Site Games: Never Met		
Most Points Scored: 70 (9-26-41)		
Fewest Points Scored: N/A		
Largest Margin of Victory: 70 (9-26-41)		
Largest Loss Margin: 0		
Longest Winning Streak: 1 (1941)		
Longest Losing Streak: 0		
Current Streak: Won 1		
Shutouts: 1		
Decided By 7 or fewer points: 0-0		

STATISTICAL MATCHUP

FBS	SBC	USM	COMPARISON	GASO	SBC	FBS
57	4	31.0	SCORING OFFENSE	26.0	7	84
95	10	139.6	RUSHING OFFENSE	135.6	11	97
53	2	249.2	PASSING OFFENSE	211.8	7	83
70	4	388.8	TOTAL OFFENSE	347.4	9	98
58	4	143.84	PASSING EFF.	130.16	7	86
41	3	1.40	SACKS ALLOWED	2.20	9	89
53	3	42.6	3RD DOWN CONV%	42.4	4	55
68	5	85.7	RED ZONE OFF%	88.2	4	56
87	4	26.2	SCORING DEFENSE	37.4	13	129
104	7	166.0	RUSHING DEFENSE	262.6	14	134
83	8	230.0	PASS DEFENSE	218.4	7	68
102	9	396.2	TOTAL DEFENSE	481.0	14	133
36	3	117.64	PASS EFF. DEF	138.06	7	82
13	1	3.00	TEAM SACKS	0.80	14	131
39	6	6.2	TACKLES FOR LOSS	4.4	13	110
74	5	39.0	3RD DOWN CONV DEF%	46.6	13	123
38	3	80.0	RED ZONE DEF%	90.5	12	98
111	8	36.82	NET PUNTING	38.41	7	96
29	2	10.00	PUNT RETURNS	6.60	10	96
17	1	27.50	KICKOFF RETURNS	25.38	3	23
8	1	+1.20	TURNOVER MARGIN	+0.40	2	46

GOERGIA SOUTHERN LEADERS

RUSHING	G	Att.	Yds.	Avg.	TD	Yds/G
OJ Arnold	5	50	309	6.2	3	61.8
David Mbadinga	5	33	135	4.1	0	27.0
Jamarian Samuel	4	12	87	7.3	1	21.8
PASSING	G	Cmp-Att.	Pct.	Yds.	TD-INT	Yds/G
JC Frech IV	5	85-142	59.9	946	7-3	189.2
Turner Helton	2	5-10	50.0	25	0-0	12.5
RECEIVING	G	No.	Yds.	Avg.	TD	Yds/G
Camden Brown	5	20	392	19.6	5	78.4
Dalen Cobb	5	23	218	9.5	2	43.6
Marcus Sanders Jr.	5	147	167	11.9	0	33.4
DEFENSE	G	Solo	Asst	Total	TFL-Yds	FF
Brandon Tyson	5	24	15	39.0	1.0-5	0
Brendan Harrington	5	23	11	34.0	1.0-3	0
Justin Meyers	5	20	11	31.0	0-0	0
Ayden Jackson	5	17	9	26.0	1.0-2	0

2025 Record: 2-3 (0-1 Sun Belt)

Coach (record): Clay Helton

(22-22 at Georgia Southern, 68-46 overall)

DATE	OPPONENT	TIME/SCORE	TV
Aug. 30	at Fresno State	L, 14-42	FS1
Sept. 6	at USC	L, 20-59	FS1
Sept. 13	Jax State	W, 41-34	ESPN+
Sept. 20	Maine	W, 45-17	ESPN+
Sept. 27	at James Madison*	L, 10-35	ESPN+
Oct. 9	Southern Miss*	7 p.m.	ESPN2
Oct. 18	Georgia State*	TBA	TBA
Oct. 25	at Arkansas State*	TBA	TBA
Nov. 6	at App State*	7:30 p.m.	ESPN/ESPN2
Nov. 15	Coastal Carolina*	TBA	TBA
Nov. 22	Old Dominion*	TBA	TBA
Nov 29	at Marshall*	TBA	TBA

* Conference USA Game

GOLDEN EAGLE TRENDS

	2025	Streak	Huff
Overall	3-2	W1	3-2
At Home	3-1	W3	3-1
On Road	0-1	L1	0-1
Neural			

August	0-1	L1	0-1
September	3-1	W1	3-1
October			
November			
December			

vs. Sun Belt	1-0	W1	1-0
vs. Non-Conference	2-2	W1	2-2
vs. Ranked Opponents			

RECORD IN GAMES

Decided by 7 pts or less			
Decided by 3 pts or less			
Day Game	1-1	W1	1-1
Night Game	2-1	W1	2-1

RECORD WHEN SCORING

Less than 21 points	0-2	L2	0-2
21+ points	1-0	W1	1-0
30+ points	2-0	W2	2-0
40+ points	1-0	W1	1-0

RECORD WHEN ALLOWING

Less than 14 points			
Less than 21 points	1-0	W1	1-0
21+ points	2-2	W1	2-2

RECORD WHEN

Scoring first	2-0	W2	2-0
Opponents score first	1-2	L1	1-2
Leading after the 1Q	2-0	W2	2-0
Trailing after the 1Q	0-1	L1	0-1
Tied after the 1Q	1-0	W1	1-0
Leading at halftime	3-0	W3	3-0
Trailing at halftime	0-2	L2	0-2
Tied at halftime			
Leading after the 3Q	3-0	W3	3-0
Trailing after the 3Q	0-2	L2	0-2
Tied after the 3Q			
In overtime games			

RECORD WITH

Less than 400 yards total offense	3-1	W3	3-1
400+ yards total offense			
500+ yards total offense	0-1	L1	0-1
600+ yards total offense			
Less than 100 yards rushing			
100+ yards rushing	2-2	L1	2-2
200+ yards rushing	1-0	W1	1-0
300+ yards rushing			
Less than 200 yards passing	1-1	W1	1-1
200+ yards passing	2-0	W2	2-0
300+ yards passing	0-1	L1	0-1
A 300-yard passer			
A 100-yard rusher			

RECORD WHEN ALLOWING

Less than 200 total yards			
200+ total yards			
300+ total yards	2-1	W1	2-1
400+ total yards	1-1	W1	1-1
Less than 100 rush yards			
100+ rush yards	2-2	L1	2-2
200+ rush yards	1-0	W1	1-0
Less than 200 pass yards	2-0	W2	2-0
200+ pass yards	0-2	L2	0-2
300+ pass yards	1-0	W1	1-0
A 300-yard passer			
A 100-yard rusher			

RECORD WHEN HAVING

No turnovers	1-0	W1	1-0
Less than 3 turnovers	3-2	W1	3-2
3 or more turnovers			
No takeaways	0-1	L1	0-1
Less than 3 takeaways	0-1	L1	0-1
3 or more takeaways	3-0	W3	3-0
Win turnover battle	3-0	W3	3-0
Lost turnover battle	0-1	L1	0-1
Turnovers even	0-1	L1	0-1

SOUTHERN MISS OFFENSIVE NOTEBOOK

THE (Q)B1 FILE

- Quarterback **Braylon Braxton**, a Marshall transfer, is tabbed as QB1 of the Golden Eagles in 2025
- Preseason hype surrounded the Frisco, Texas native as he has been tabbed 2025 Sun Belt Preseason Offensive Player of the Year, voted on by the SBC coaches
- On top of that, Braxton has been named to nearly 10 other preseason all-Sun Belt teams or award watch lists
- Braylon Braxton threw his first two Southern Miss touchdowns – a three-yard strike to Micah Davis in the second quarter and a 7-yard touchdown pass to TJ Johnson late in the fourth quarter – finishing with 199 yards on 26-of-39 throws with one interception
- Braxton threw three touchdown passes against Jackson State, becoming the first Golden Eagle QB since Ty Keyes in 2022 to do so with no interceptions
- Braxton threw for a career-high 392 yards against LA Tech, becoming the first player to surpass 300 passing yards since Jake Lange in the 2021 season. It was also the 10th-most passing yards in a single game in program history. Below is the top-10 passing yards in a single game

PLAYER	YARDS	GAME
1 Nick Mullens	591	Rice (10/1/16)
2 Jack Abraham	463	Troy (9/14/19)
3 Austin Davis	461	Rice (10/18/08)
4 Nick Mullens	447	Nebraska (9/26/15)
5 Jack Abraham	428	Rice (9/22/18)
6 Nick Mullens	426	Middle Tennessee (10/4/14)
7 Jack Abraham	421	North Texas (10/12/19)
8 Jeff Kelly	400	Tulane (11/17/01)
9 Lee Roberts	398	Houston (11/9/96)
10 Braylon Braxton	392	Louisiana Tech (9/20/25)

OC RIGHT AT HOME

Offensive Coordinator Blake Anderson retrans to Hattiesburg after stops at North Carolina, Arkansas State and Utah State

Anderson mentored Golden Eagle legend Austin Davis at quarterback and helped the Golden Eagles average 36.9 points per game as offensive coordinator during the 2010 and 2011 seasons

As a head coach, Anderson owns a 74-54 record and has taken his teams to nine bowl games, including three wins

PITTMAN CAPTAINS THE BACKFIELD

- Running back Jeffery Pittman accounted for 67 offensive yards in his first game with the Golden Eagles
- Pittman tallied 51 receiving yards on five catches - on five targeted throws - to along with 16 yards rushing on nine carries
- Pittman enjoyed the longest offensive play of the game against Mississippi State on a 37 yard screen pass
- Pittman added a game-high 71 yards in game two against Jackson State. He averaged 7.1 yards a carry on 10 touches
- Pittman recorded a five-yard touchdown run in the first quarter against App State for his first rushing touchdown of the year. Pittman added a nine-yard scoring run in the fourth, giving the Golden Eagles their first two rushing TD performance since Ethan Crawford tallied a pair against Arkansas State last season
- Pittman had a season high for both rushes (18) and yards (80) on the ground in the win over Jax State. He collected his second multi-TD rushing game with a 1- and 3-yard touchdowns

MORE BRAXTON NUGGETS

- Braxton rushed for 41 yards and a score in the win over Jax State, while also throwing for 152 yards and two touchdowns.
- His 11 touchdown passes through five games are already more than the Golden Eagles had in the entire 2023 season

STARTING QBs SINCE 2021

Over the last five years, Southern Miss has put a number of QBs in the huddle. The Golden Eagles have started eight different ones since the start of the 2021 season. Full list below:

Games	Quarterback
10	Billy Wiles (2023)
8	Zach Wilcke (2022)
7	Ethan Crawford (2023-24)
7	Tate Rodemaker (2024)
6	Trey Lowe (2021-22)
5	Braylon Braxton (2025)
4	Ty Keyes (2021-22)
4	Jake Lange (2021)
3	Frank Gore Jr. (2021)

SPREADING THE LOVE

- Eleven Golden Eagle players caught a pass in the season opener against Mississippi State
- It was the most players to catch a pass in a game since 11 caught a pass against Southern on Sept. 9, 2017, when the Golden Eagles won 45-0
- Seven of the players caught at least two passes, including a team-high six by Carl Chester and five from Jeffery Pittman
- Once again, 11 Golden Eagle players caught a pass in the game against Jackson State. It's the second-straight game that 11 players caught a pass
- So far this season, 16 players have caught a pass through five games this season. It's the most since the since the 2023 season, but the 16th player didn't catch a pass until the final game that year

HOW IT WAS BUILT

The 2025 Golden Eagles are built different, literally. They only have 23 players that stayed with the program after last season. Brendan Toles and Zavian Hales are the only Southern Miss seniors to start their careers in Hattiesburg, with both joining the team in 2021.

Below is a full list of how the 'Golden Eagles were built

*Denotes Scholarship Player

2021	2025
Freshman Signees	Freshman Signees
Brendan Toles* (RS-23)	Jaylin Carter*
	Amir Leonard-Jean Charles*
	Jahmir Davis*
	Khalil Foster*
Walk-On	Denzel Gardner*
Zavian Hales (RS-21)	Connor Gooding*
	Jermame Hayes*
2022	Malachi Henderson*
Freshman Signees	Robert Henderson*
Davis Dalton* (RS-22)	Shane King*
Cameron Knox* (RS-22)	Zach Ruffin*
Junior College	Junior College
Brodarius Lewis*	Peyton Anderson*
	Liam Cassidy*
Walk-Ons	Mason Clinton*
Kyle McCormick (RS-22)	Dylan King*
2023	Transfers
Freshman Signees	Christian Anderson* (Alabama A&M)
Chris Hayes* (RS-23)	Josiah Bastien (UW-Platteville)
Cameron Mackey* (RS-23)	Josh Battle* (Chattanooga)
Luke Rogers* (RS-23)	Luke Beard* (Mississippi State)
	Braylon Braxton* (Marshall)
Junior College	Robert Briggs* (Utah State)
Joseph Harper*	Bralon Brown* (Marshall)
	MaLik Caswell* (Marshall)
Transfer	Tychaun Chapman* (Marshall)
Eric Thomas, Jr.* (Arkansas)	Carl Chester* (Marshall)
	Hayes Creel* (McNeese State)
Walk-On	Kyle Davis* (Howard)
David Griffin (RS-23)	Micah Davis* (Ole Miss)
Jeramie Posey (RS-23)	Mike Duran (FIU)
	Ahmere Foster* (Marshall)
2024	Ian Foster* (Marshall)
Freshman Signees	Cooper Frazier* (Samford)
Larry Edwards* (RS-24)	Isaiah Gibson, Sr.* (Marshall)
Chris Jones*	Logan Gregory (West Florida)
John White* (RS-24)	Najae Hallenbeck* (Wagner)
	Reed Harradine* (Grambling)
Transfer	JJ Hawkins* (Marshall)
Avery Sledge* (Mississippi State)	Mathis Haygood* (Marshall)
	Dominick Hill* (Liberty)
2024	Trey Horne* (Georgia Tech)
Junior College	Ishamel Ibraheem* (Marshall)
Zion Edwards	Jabari Ishmael* (Marshall)
Jameer Lewis*	Jez Janvier* (Eastern Michigan)
Greg Nunnery*	TJ Johnson* (West Virginia)
	Matt Jones* (Ole Miss)
Transfer	Zachariah Keith* (West Virginia)
Kyirin Heath* (Ole Miss)	Elijah Kinsler* (West Virginia)
	Jackson Klein (Marshall)
Walk-Ons	Landry Lyddy* (UAB)
Hayden Breal (RS-24)	Chase Malamala* (UCF)
Caston Brown (RS-24)	

Continued on next page...

SOUTHERN MISS DEFENSIVE NOTEBOOK

FINDING THE #NASTYBUNCH AGAIN

- Former defensive coordinator and head coach **Jim Carmody (1978-80, 82-87)** was nicknamed 'The Big Nasty' and his defensive quickly coined the nickname 'The Nasty Bunch'
- Since then, Southern Miss' defense has been called The Nasty Bunch, but it's a right that has to be earned. Carmody's defenses were known for being tough and tenacious
- The 2025 defense has to earn that name, but there are a select few that have proven themselves in the Black & Gold. Notable returners include Brendan Toles, Chris Jones, Brodarius Lewis and Jameer Lewis
- Jones earned praise as a freshman last season while finishing second in total tackles with 46. Brodarius Lewis anchored the line where he had 39 tackles and four sacks
- Lewis leads the way with 41 games played for the Golden Eagles, while Toles has played 35. Jameer Lewis has played 15, while Jones has played in 14

BRO UP FRONT

- Defensive lineman **Brodarius Lewis** is back in the trenches for the Golden Eagles after playing a career-high 12 games last season
- His 39 tackles led all defensive line players and were third on the team
- Lewis' four sacks were tops for the Golden Eagles, as were his eight TFLs

OPENER THOUGHTS

- Michael Montgomery forced the Golden Eagles first turnover of the season, an interception in the opening quarter that led to the first three Southern Miss points.
- Sophomore Chris Jones registered a then career-best 13 tackles.
- Josh Moten also added 11 stops. The 11 tackles also are his collegiate career high.
- The 13 first-half points are the fewest allowed for the Golden Eagles in the opening 30 minutes since giving up just 10 against Southeastern Louisiana on Sept. 7, 2024.

DEFENSE LOCKS DOWN TIGERS


- Ahmere Foster was flying around against Jackson State, tallying one interception and three tackles
- Michael Montgomery led the way with eight tackles, while Josh Moten, Mathis Haygood, Josh Battle and Chris Jones had six stops
- The three sacks are the most by the Golden Eagle defense since having four at James Madison on Oct. 10. The seven TFLs are also the most since having eight in the same game against the Dukes
- The 10 first-half points are the fewest allowed for the Golden Eagles in the opening 30 minutes since giving up just 10 against Southeastern Louisiana on Sept. 7, 2024.

FOSTER GARNERS NATIONAL PRAISE

- Ian Foster earned Sun Belt Defensive Player of the Week on Sept. 15 for his efforts in the win over App State.
- He was also named the Walter Camp National Defensive Player of the Week and the Scooter's Coffee Frisco Bowl National Player of the Week

GIMME THAT BALL

- The Golden Eagles rank second in turnovers gained in the Sun Belt with 10, while that mark ranks 14th in the FBS. Southern Miss also leads the Sun Belt in turnover margin at 1.2 and ranked eighth in the FBS in that category



MOTEN WATCH

Transfer cornerback **Josh Moten** was named to the Chuck Bednarik Watch List, which is given to the nation's best defensive player. Moten was named a HERO G5 Honorable Mention All-American last season after finishing with five interceptions – that was tied for third in the FBS and tops in the Sun Belt. He posted an interception in four of the final five games, including a highlight-reel pick in the championship game against Louisiana.

HOW IT WAS BUILT

Aloali'i Maui* (Utah State)
Jaden McKinney* (Austin Peay)
Elijah Metcalf* (Marshall)
Chuck Montgomery* (Marshall)
Michael Montgomery* (Portland St.)
Kaden Morgan (UT Martin)
Kadinn Morris* (Western Michigan)
Josh Moten* (Marshall)
Jack Murley* (Universal School)
Malakai Murphy* (Colorado)
Camden Myers (Western Carolina)
Corey Myrick* (Cincinnati)
Grant Page* (Utah State)
Aayrn Parks* (South Carolina)
Jonathan Pennix* (Virginia Tech)
Jeffery Pittman* (Mississippi State)
Garrick Ponder * (North Alabama)
Cace Reed (Marshall)
Anthony Richard, Jr.* (Marshall)
Jacobe Robinson* (Boston College)
Broderick Roman* (Eastern Michigan)
Carlos Slayden II* (Troy)
Christopher Stokes* (Marshall)
J'Mond Tapp* (Arizona State)
Guylijah Theodule* (Marshall)
Quinzavious Warren* (UTEP)
Tyrese Weeks (Central State)
RJ Whitehead* (UTEP)
Elijah Zamora (SE Oklahoma State)

Walk-Ons

Shaddai Carter
Colin Kapilovic
Fred Nicholson
Dillon Rowley
Andrew Tate
Creighton Wilbanks

SOUTHERN MISS SPECIAL TEAMS NOTEBOOK

AUSSIE AUSSIE AUSSIE

- Punter **Jack Murley** joined the Golden Eagles on the first day of camp; well he landed in Hattiesburg midway through the first practice. The lefty punter is the first Southern Miss player from down under since Griffin Flemming was a Golden Eagle during the 2020 and 2021 seasons
- Murley, born April 23, 1995, is listed as the oldest player in college football. See below for the full list:

Age	Name	School	Class	Position	DOB
30	Jack Murley	Southern Miss	Fr.	Punter	4/23/95
30	Monte Harrison	Arkansas	So.	Wide Receiver	8/10/95
29	Billy Gowers	Hawaii	Fr.	Punter	6/10/96
27	Mitch McCarthy	Indiana	Sr.	Punter	10/10/97
27	Daniel Hughes	New Mexico	So.	Punter	6/2/98
27	Wilson Berry	Kentucky	Sr.	Punter	6/8/98
27	Bubba Thompson	North Texas	Fr.	Quarterback	6/9/98
27	Bailey Ettridge	Nevada	Fr.	Punter	6/23/98
27	Nate Torney	Louisiana	Sr.	Punter	7/5/98
27	Aliki Vihami	Utah	Gr.	Defensive Tackle	8/3/98
26	Cory Godinet	UTSA	Sr.	Offensive Line	1/27/99
26	Nathan Tiyce	Mississippi St	Fr.	Punter	4/12/99
26	Jackson Ross	Tennessee	Jr.	Punter	6/22/99


NEW FACES ALL AROUND

- Southern Miss is one of three schools to return no special teams players from the 2024 season. Quarterback Kyle McCormick was listed on the depth chart as the backup holder last season, but did not see any action in that role
- Of the seven special teams' positions (Field Goal Kicker, Punter, Kicker for Kickoffs, Holder, Snapper, Kickoff Returner and Punt Returner), here is a list of those who return the fewest starters nationally:

Cincinnati (0)	Old Dominion (1)
MTSU (0)	Colorado St. (1)
SOUTHERN MISS (0)	Nevada (1)
UNLV (0)	Georgia Tech (1)
South Carolina (1)	Ball State (2)
Utah (1)	Temple (2)
Tulane (1)	Colorado (2)
NIU (1)	UTSA (2)

SPECIAL TEAM THOUGHTS

- Both Reed Harradine and Jack Murley suited up in the black and gold for the first time against Mississippi State
- Harradine converted his first field goal of the season of 43 yards and added a pair of extra points.
- The oldest player in the FBS – punter Jack Murley had five boots for an average of 42.8 yards per game.
- Ahmere Foster blocked his first career punt and it was returned 30 yards for a touchdown by Zach Ruffin. It was the first blocked punt return for a touchdown since Tracy Becton-Martin returned one in the end zone against Nevada on Dec. 24, 2011, in the Hawai'i Bowl



IAN THE JET

Return man **Ian Foster** was named to the Jet Award Watch List prior to the 2025 season, given annually to the top return specialist in the country. At Marshall, Foster was named All-Sun Belt First Team as a return man after leading the FBS in return average among qualifying players (32.4). The Brundidge, Ala. native had 16 kick returns for 518 yards and led the FBS in 50+-yard returns (3) and 40+-yard kickoff returns (5).

MORE SOUTHERN MISS NOTABLES

FEASTED ON APP STATE

- * The Golden Eagles improved to 2-0 over the Mountaineers in Hattiesburg and now lead the overall series 3-1
- * Southern Miss won consecutive games for the first time since beating ULM (Nov. 4) and Louisiana (Nov. 9) in 2023
- * The win was the first Sun Belt opening victory for Southern Miss in four seasons in the league.
- * The Golden Eagle scored over 30 points in consecutive games for the first time since scoring 44-37 loss to Arkansas State (9/23/23) and a 50-36 setback to Texas State (9/30/23).
- * Southern Miss put together its most points over a two-game span (76) since Sept. 17 and Sept. 24 of 2022, coming against Northwestern State (64-10) and at Tulane (27-24) with 91 points.
- * Braylon Braxton registered a passing touchdown for the third-straight game, hitting Robert Briggs, Jr. for an 8-yard score early in the third quarter.
- * Tychaun Chapman finished with four catches for 112 yards, becoming the first Golden Eagle receiver with a 100-yard game since Ti Mims had six catches for 128 yards last season against USF.
- * Anthony Richard recorded his first interception of the year on the game's first drive. It was the third-straight game the Golden Eagles have picked off a pass.
- * Ian Foster returned an interception 99 yards for a touchdown, marking the third longest pick for a touchdown in school history, trailing 100-yard returns by both Curtis Mikell (at UTEP/2011) and Kendrick Presley (vs. Memphis/2011). It was also the first interception return for a touchdown since Dylan Lawrence had a 63-yard score against Southeastern Louisiana on Sept. 9, 2024. He also added 12 tackles for the game.
- * Mathis Haygood collected his first interception of his Southern Miss career in the second quarter.
- * J'Mond Tapp registered three sacks tying for the fifth most in a game with 10 other Golden Eagles

STUMBLED AT TECH

- * The Golden Eagles fell in the series with LA Tech to 36-18. The 54 games between the schools marks the third longest series in school history behind Memphis (63) and Louisiana (55).
- * The loss snapped a two-game winning streak.
- * It also extended their road losing streak to eight games.
- * Braylon Braxton threw for a season-high 392 yards, marking the first Southern Miss 300-yard passing game since Jake Lange did it at Rice on Oct. 2, 2021. It is the most passing yards Jack Abraham had 421 against North Texas on Oct. 12, 2019.
- * Braxton threw two more touchdown passes, hitting Kyirin Heath with a 30-yard first-quarter throw. He ended the game with a 34-yard touchdown strike to Davis Dalton. The last touchdown throw was the longest of the year. Braxton now has nine touchdowns this season, the most by a Golden Eagle quarterback for a year since Bill Wiles had 11 to end the 2023 season.
- * The Golden Eagles scored 20 or more points in three-straight games since App State (10/28), ULM (11/4) and Louisiana (11/9) during the 2023 campaign.

- * Both Robert Briggs, Jr., and Matt Jones each had season-high rushing performances of 47 and 36 yards, respectively.
- * After surrendering 30 first-half points, the Golden Eagles kept the Bulldogs off the board in the second half. It was the first time Southern Miss held a team scoreless in the second half this season.
- * Chris Jones tallied a career-high 14 tackles, including a half sack and 1.0 tackle for loss.
- * It was the second-straight week the Michael Montgomery tallied 13 stops.
- * Reed Harradine converted two of three field goals, hitting from both 38 and 30 yards.
- * Harradine also collected his first punting duties of the year with five for a 45.2 yard average.

REVENGE ON THE GAMECOCKS

- * Southern Miss finished its non-conference record with a 2-2 mark.
- * The Golden Eagles are now 3-0 when they score 30 or more points in 2025.
- * The program won three games in the month of September for the first time since 2016.
- * Jeffery Pittman had a season high for both rushes (18) and yards (80) on the ground. He collected his second multi-TD rushing game with a 1- and 3-yard touchdowns. He also had two rushing scores versus App State.
- * The team collected a season-best 225 rushing yards, as both Matt Jones (45) and Jaylin Carter (44) also enjoyed season-high rushing yards.
- * Braxton recorded his fifth multi-TD pass contest to open the season. With two touchdown passes he now has 11 on the year. He has already thrown as many as Billy Wiles did for the entire 2023 campaign. He finished with 152 yards on 13-of-22 passes and no interceptions.
- * Nine offensive players caught at least one pass as Micah Davis led the way with two catches for 34 yards.
- * Southern Miss forced four turnovers – two fumbles and two interceptions - a season-high.
- * JJ Hawkins recorded his second forced fumble of the season on the first Jax State play of the game.
- * After fumbling deep in their own end halfway through the second quarter, the Golden Eagles kept the Gamecocks out of the end zone on four plays inside the 10 yard-line.
- * Josh Moten recorded his first interception late in the third quarter to give Southern Miss its seventh pick of the season.
- * The Golden Eagles had a season-high eight tackles for loss.
- * Ian Foster returned a Jax State pass 49 yards for a late Golden Eagle touchdown to give him his second interception for a score this season. He is the first Golden Eagle to have multiple interception returns for a touchdown since Eric Scott, Jr. in 2022.

IN-SEASON BIRTHDAYS**AUGUST**

16 - Javarion Barnett
19 - Jackson Klein
26 - Amir Leonard-Jean Charles
26 - Luke Rogers
28 - Matt Jones
30 - **MISSISSIPPI STATE**
30 - Dylan King

SEPTEMBER

1 - Dillon Rowley
4 - Michael Montgomery
4 - Avery Sledge
5 - Brodarius Lewis
6 - **JACKSON STATE**
9 - John White
10 - Christopher Stokes
13 - Cooper Frazier
13 - **APP STATE**
20 - **AT LOUISIANA TECH**
24 - Chase Malamala
24 - Elijah Zamora
27 - **JACKSONVILLE STATE**

OCTOBER

6 - Braylon Braxton
6 - Robert Briggs
7 - Caston Brown
9 - **AT GEORGIA SOUTHERN**
9 - Jaylin Carter
11 - Jermane Hayes
12 - Shane King
13 - Jonathan Pennix
17 - Malachi Henderson
18 - **AT LOUISIANA**
18 - Reed Harradine
20 - Jacobe Robinson
20 - Guyllijah Theodule
25 - **ULM**
27 - Ishmael Ibraheem

NOVEMBER

8 - **AT ARKANSAS STATE**
13 - Landry Lyddy
15 - **TEXAS STATE**
22 - **AT SOUTH ALABAMA**
22 - Carl Chester
22 - JJ Hawkins
25 - Logan Gregory
28 - Kadinn Morris
29 - **TROY**
29 - MaLik Caswell

DECEMBER

7 - Creighton Wilbanks
15 - Isaiah Gibson
16 - Elijah Kinsley
16 - Brendan Toles
18 - Connor Gooding
22 - Micah Davis
22 - Robert Henderson
24 - Mason Clinton

HUFF'S TRAIL: FROM GREEN TO GOLD

Although Charles Huff himself is new to Hattiesburg, he has plenty of familiar faces to help him get acclimated in the Black & Gold. Huff brought 21 players and 10 coaches with him from Huntington. Included in that bunch is reigning Sun Belt Newcomer of the Year and QB1 Braylon Braxton. Below is a list of every former Marshall player and coach that made their way to Hattiesburg

PLAYERS (POSITION)

Braylon Braxton (QB)	Jabari Ishmael (DL)
Josh Moten (CB)	Elijah Metcalf (WR)
Tychaun Chapman (WR)	Guyllijah Theodule (CB)
Ian Foster (SAF)	Mathis Haygood (LB)
Chuck Montgomery (WR)	MaLik Caswell (SAF)
JJ Hawkins (DE)	Corey Myrick (SAF)
Carl Chester (WR)	Anthony Richard Jr. (CB)
Isaiah Gibson Sr. (DL)	Ahmere Foster (SAF)
Bralon Brown (WR)	Cace Reed (WR)
Ishmael Ibraheem (DB)	Christopher Stokes (DL)
	Jackson Klein (DL)

COACHES

Jason Semore
Telly Lockette
Aaron Dobson
Sharrod Everett
Reed Grable
Kate Roll
Ben Ashford
Drew White
Mat Rumshock
Aaron Estes

CONFERENCE REALIGNMENT AT ITS BEST

- Following 26 seasons in Conference USA, the Golden Eagles start their fourth Sun Belt Conference season in 2025
- For the 2025 season, Southern Miss is part of a 14-team league that is separated into East (App State, Coastal Carolina, Georgia Southern, Georgia State, James Madison, Marshall, ODU) and West (Arkansas State, Louisiana, South Alabama, Southern Miss, Texas State, Troy, ULM) Divisions
- On July 15, the Sun Belt Conference announced that Louisiana Tech will join the conference following Texas State's departure to the PAC-12. The Bulldogs are slated to join ahead of the 2026-27 season
- Southern Miss played at Troy for its first Sun Belt contest on Oct. 8, 2022, dropping a 27-10 decision
- Southern Miss won five Conference USA titles during its tenure, including one since divisional play started in 2005. They captured their only league title contest and the school's fifth overall C-USA league crown when they beat Houston, 49-28, in 2011
- The school's other C-USA titles came in the inaugural season of 1996 as well as the 1997, 1999 and 2003 campaigns. The Golden Eagles also won two East Division crowns in C-USA (2006, 2011), and captured their first West title in 2015 after moving to that division during the 2014 campaign. Southern Miss won its third division title in 2015, but lost in the C-USA championship game at WKU, 45-28. Southern Miss was 1-2 in C-USA title games
- Along with the five C-USA titles, the Golden Eagles also won three additional league titles - 1948, 1950, 1951 - when they were members of the Gulf States Conference

HOME GROWN IN THE 'SIP

- The Golden Eagles have 31 players on the 2025 roster from the state of Mississippi, while six are from the Hattiesburg Metro area. Southern Miss is no stranger to keeping homegrown talent as the 2024 team had 73 players from the Magnolia State

PLAYER (HOMETOWN)

Jeffery Pittman (Taylorsville)	Andrew Tate (Madden)	Chris Hayes (Starkville)
Brendan Toles (Oxford)	Fred Nicholson (Gautier)	Luke Rogers (Brandon)
Matt Jones (Jackson)	Avery Sledge (Hattiesburg)	Larry Edwards (Belzoni)
Davis Dalton (Madison)	Chris Jones (Byram)	Zavian Hales (Brandon)
John White (West)	Zion Edwards (Petal)	Dillon Rowley (Columbia)
Jameer Lewis (McComb)	Luke Beard (Ackerman)	Caston Brown (Hattiesburg)
Cameron Knox (New Albany)	Cooper Frazier (Corinth)	Quinzavious Warren (Canton)
Zach Ruffin (Philadelphia)	Joseph Harper (Baldwyn)	Mason Clinton (Hattiesburg)
Malachi Henderson (Hattiesburg)	Greg Nunnery (McComb)	Cameron Mackey (Clarksdale)
Peyton Anderson (Columbia)	Jeramie Posey (Hattiesburg)	Cannon McClain (Hattiesburg)
	RJ Whitehead (Horn Lake)	

ONE WIN TO A BOWL GAME

The Golden Eagles look to become the first team to go from winning one game the previous season to a bowl game in 2025. They would become the first program to do that since both USF and Northwestern went from 1-11 in 2022 to making appearances in the Boca Raton Bowl and Las Vegas Bowl, respectively. Here is a look at the teams that have won two or fewer games before making a bowl game the following season:

2023 School and Record (2024 Bowl Game)

East Carolina - 2-10 (Military Bowl)
Vanderbilt - 2-10 (Birmingham Bowl)

2022 School and Record (2023 Bowl Game)

Northwestern - 1-11 (Las Vegas Bowl)
USF - 1-11 (Boca Raton Bowl)

DAVID vs. GOLIATH ON THE GRIDIRON

Overall against ranked opponents: 15-69-1

In Hattiesburg: 1-10

On the Road: 11-56-1

Neutral Site: 3-3

- WINS OVER RANKED OPPONENTS

Date	OPPONENT	RESULT
12/3/11	(7) Houston	49-28
11/13/20	(25) UCF	31-21
11/20/03	(9) TCU	40-28
12/20/00	(13) TCU	28-21
9/16/00	(13) Alabama	21-0
10/9/99	(16) East Carolina	39-22
10/16/93	(23) Louisville	35-27
10/5/91	(16) Auburn	10-9
11/10/90	(15) Auburn	13-12
9/8/90	(13) Alabama	27-24
9/2/80	(6) Florida State	30-26
11/13/82	(17) Alabama	38-29
11/14/81	(20) Florida State	58-14
11/7/81	(17) Mississippi State	7-6

RANKED vs. RANKED

Overall: 4-5

Date	USM RANK	OPP	RESULT
12/3/11	24	(7) Houston	W, 49-28
9/16/00	25	(13) Alabama	W, 21-0
9/2/00	22	(12) Tennessee	L, 16-19
10/30/99	20	(14) Alabama	L, 14-35
9/5/98	21	(13) Penn State	L, 6-34
11/8/97	24	(8) Tennessee	L, 20-44
11/14/81	14	(20) Florida State	W, 58-14
11/7/81	20	(17) Mississippi State	W, 7-6
10/25/80	20	(1) Alabama	L, 7-42

A LOOK AT WHAT'S BACK**THE GOLDEN EAGLES RETURN ON OFFENSE:**

Total Offense - (188 of 3,402) 5.5%

Rushing - (-52 of 1,303) 0.0%

Passing - (240 of 2,099) 11.4%

THE GOLDEN EAGLES RETURN ON DEFENSE:

Tackles (161 of 805) 20.0%

Tackles for Loss (19.0 of 65) 29.2%

Sacks (8.0 of 20) 40.0%

Fumble Recoveries (1 of 4) 25.0%

Interceptions (1 of 6) 16.7 %

PRESEASON HONORS

BRAYLON BRAXTON

Davey O'Brien Watch List
Wuerffel Trophy Watch List
East-West Shrine Bowl 1000
Walter Camp Award Watch List
Maxwell Award Watch List
Preseason Sun Belt Offensive Player of the Year
Preseason All-Sun Belt First Team Offense
Allstate AFCA Good Works Team® Nominee
Preseason Athlon Sports All-Sun Belt First Team
Preseason Phil Steele Magazine All-Sun Belt First Team

BRODARIUS LEWIS

Preseason All-Sun Belt First Team Defense
Preseason Athlon Sports All-Sun Belt Second Team

IAN FOSTER

Jet Award Watch List
Preseason All-Sun Belt First Team Special Teams
Preseason Athlon Sports All-Sun Belt First Team
Preseason Phil Steele Magazine All-Sun Belt First Team

JOSH MOTEN

Chuck Bednarik Award Watch List
East-West Shrine Bowl 1000
Preseason All-Sun Second Team Defense
Preseason Athlon Sports All-Sun Belt Second Team
Preseason Phil Steele Magazine All-Sun Belt First Team

ELIJAH METCALF

Preseason Athlon Sports All-Sun Belt Second Team
Preseason Phil Steele Magazine All-Sun Belt Third Team

MICAH DAVIS

Preseason Athlon Sports All-Sun Belt Third Team
Preseason Phil Steele Magazine All-Sun Third Second Team

CHRIS JONES

Preseason Athlon Sports All-Sun Belt Third Team
Preseason Phil Steele Magazine All-Sun Belt Second Team

JEFFERY PITTMAN

Preseason Athlon Sports All-Sun Belt Fourth Team
Preseason Phil Steele Magazine All-Sun Belt Fourth Team

KYIRIN HEATH

Preseason All-Sun Belt Second Team Offense
Preseason Athlon Sports All-Sun Belt Fourth Team
Preseason Phil Steele Magazine All-Sun Belt Second Team

JABARI ISHMAEL

Preseason Athlon Sports All-Sun Belt Fourth Team

ISAAH GIBSON SR.

Preseason Athlon Sports All-Sun Belt Third Team
Preseason Phil Steele Magazine All-Sun Belt Third Team

J'MOND TAPP

Preseason Phil Steele Magazine All-Sun Belt First Team

AHMERE FOSTER

Preseason Phil Steele Magazine All-Sun Belt Third Team

GOLDEN EAGLE STARTER PACK (only Southern Miss games)

	GAMES PLAYED	GAMES STARTED	CURRENT STREAK
DEFENSIVE BACKS			
Brendan Toles	35	3	-
Josh Moten	5	5	5
Ahmere Foster	5	5	5
Anthony Richard Jr.	5	5	5
Josh Battle	4	1	-
Ian Foster	5	5	5
Corey Myrick	5	4	4

LINEBACKERS

Michael Montgomery	5	5	5
Chris Jones	14	5	5

DEFENSIVE LINE

Brodarius Lewis	41	20	10
Jameer Lewis	14	3	-
J'Mond Tapp	5	5	5
Isaiah Gibson	5	5	5
Jabari Ishmael	3	3	-
Garrick Ponder	5	2	2

QUARTERBACKS

Braylon Braxton	5	5	5
-----------------	---	---	---

RUNNING BACKS

Jeffery Pittman	4	4	4
Robert Briggs Jr.	4	1	1

TIGHT ENDS

Kyirin Heath	14	8	4
Kadinn Morris	3	1	-

WIDE RECEIVERS

Davis Dalton	23	10	-
Carl Chester	5	5	5
Bralon Brown	5	5	5
Elijah Metcalf	5	5	5

OFFENSIVE LINE

Greg Nunnery	17	17	17
Luke Rogers	12	2	-
Broderick Roman	5	5	5
Aloali'i Maui	4	4	-
Hayes Creel	5	5	5
Blake Bustard	5	4	4
Carlos Slayden III	5	1	1

ANYONE WANT FREE FOOTBALL?

Southern Miss has been involved in 14 overtime games since the rule went into effect prior to the 1996 season and the Golden Eagles are 6-8 overall, after defeating Louisiana on the road late in the 2023 season. Twelve of the 14 games that have taken OT were conference contests. Here is a look of all the overtime games Southern Miss has played:

DATE	OPPONENT	SCORE
11/9/23	at Louisiana*	W, 34-31
9/3/22	Liberty	L, 29-27 (4OT)
11/10/18	at UAB^	L, 23-26
10/21/17	at LA Tech^	W, 34-27 (2OT)
10/13/12	at UCF^	L, 31-38 (2OT)
10/30/10	UAB^	L, 49-50 (2OT)
12/21/08	Troy (New Orleans Bowl)	W, 30-27
10/4/08	UTEP^	L, 37-40 (2OT)
10/28/06	East Carolina^	L, 17-20
11/13/05	at Marshall^	W, 27-24
10/7/04	Houston^	W, 39-35
11/15/02	Louisville^	L, 17-20 (2OT)
11/11/00	at UAB^	W, 33-20 (2OT)
11/9/96	at Houston^	L, 49-56

* - SUN BELT CONFERENCE GAME, ^ - CONFERENCE USA GAME

HEADS OR TAILS

GAME	FLIP OUTCOME
Mississippi State	Southern Miss Won, Deferred
Jackson State	Southern Miss Won, Deferred
App State	Southern Miss Won, Deferred
LA Tech	Louisiana Tech Won, Deffered
Jax State	Jax State Won, Deffered
Georgia Southern	
Louisiana	
ULM	
Arkansas State	
Texas State	
South Alabama	
Troy	

OH CAPTAIN! MY CAPTAIN!

GAME	CAPTAINS
Mississippi State	Josh Moten, Chris Jones Brodarius Lewis, Broderick Roman
Jackson State	Josh Moten, Braylon Braxton Elijah Metcalf, Jabari Ishmael
App State	Braylon Braxton, Jabari Ishmael Chris Jones, Broderick Roman
LA Tech	Braylon Braxton, Broderick Roman Elijah Metcalf
Jax State	Braylon Braxton, Chris Jones Greg Nunnery, Kadinn Morris
Georgia Southern	
Louisiana	
ULM	
Arkansas State	
Texas State	
South Alabama	
Troy	

SWAG PACK

GAME	HELMET	JERSEY	PANTS
Mississippi State	Black	Gold	Black
Jackson State	Black	Gold	Black
App State	Black	Black	Black
LA Tech	White	White	White
Jax State	Black	Black	Black
Georgia Southern			
Louisiana			
ULM			
Arkansas State			
Texas State			
South Alabama			
Troy			



HEAD COACH CHARLES HUFF

- CAREER RECORD (5 seasons): 35-22 (.522)

Record at Southern Miss (1st):	3-2
Bowl Record:	1-2
Hometown:	Denton, Maryland
Alma Mater:	Hampton, 2005
Playing Experience:	Hampton, 2002-05
Wife:	Jessica
Children:	BJ, Beau, Blaze

- HUFF STOP-BY-STOP

Year	School	Position
2025-pres.	Southern Miss	Head Coach
2021-24	Marshall	Head Coach
2019-20	Alabama	Associate HC/RB
2018	Mississippi State	Asst. HC/RB
2014-17	Penn State	ST Coord./RB
2013	Western Michigan	Running Backs
2012	Buffalo Bills	Assistant RB
2011	Vanderbilt	Offensive QC
2010	Hampton	Offensive Line
2009	Maryland	Assistant OL
2007-08	Tennessee State	ST Coord./TE
2006	Tennessee State	Offensive Line
2005	Hampton	Graduate Assistant

- NFL PLAYERS UNDER COACH HUFF (as a head coach)

	Round	Pick	Year	Team
Mike Green	2	59	2025	Ravens
Jeremy Jones	UDFA	--	2025	Giants
JJ Roberts	UDFA	--	2025	Buccaneers
Elijah Ellis	UDFA	--	2025	Chargers
Eli Neal	UDFA	--	2024	Rams
Micah Abraham	6	201	2024	Colts
Ethan Driskell	UDFA	--	2024	Chiefs
Rasheem Ali	5	165	2024	Ravens
Owen Porter	UDFA	--	2024	Vikings
Khalan Laborn	UDFA	--	2023	49ers
Steven Gilmore	UDFA	--	2023	Lions
Abraham Beuplan	UDFA	--	2023	Vikings
Will Ulmer	UDFA	--	2022	Bills
Alex Mollette	UDFA	--	2022	Colts
Nazeem Johnson	7	259	2022	Chiefs
Isaiah Norman	UDFA	--	2022	Chiefs
Willie Johnson	UDFA	--	2022	Jaguars
Dalton Tucker	UDFA	--	2022	Colts

Charles Huff comes to Southern Miss as the 23rd head football coach after serving as head coach at Marshall University for the past four seasons, posting a 32-20 record and culminating with a 31-3 Sun Belt Conference championship victory Saturday night in his final game leading the Thundering Herd.

Huff holds the distinction of being the only Marshall coach in the FBS era to lead the Herd to a bowl game in each of their first four seasons at the helm. During his tenure there, Huff enjoyed victories over No. 8 Notre Dame (2022) and Virginia Tech (2023). The 26-21 win over Notre Dame was part of a 9-4 season and was Marshall's first win over a Top 10 team since 2003.

In Huff's inaugural season in Huntington, Marshall finished 7-6 while going to its 17th bowl appearance since moving up to FBS in 1997. Huff also navigated the Herd to a five-game winning streak at the end of 2022, which was one of the nation's longest heading into the 2023 season. The 2022 season culminated with a 28-14 win over UConn in the Myrtle Beach Bowl.

The Herd finished 6-6 during the regular season in 2023 before dropping a 35-17 decision to UTSA in the Frisco Bowl. This season, Marshall registered its first league championship since capturing the 2014 Conference USA crown, while also recording the school's first 10-win season since 2015.

Described as an elite recruiter and developer of talent, Huff's proven history bolstered head coach Nick Saban's staff for the 2019 and 2020 seasons. In his inaugural season in Tuscaloosa, Huff helped Najee Harris rush for a career-best 1,224 yards on 209 carries with 13 rushing touchdowns while catching 27 passes for 304 yards and seven more scores. In 2020, Harris was a consensus All-American who led the nation in total touchdowns (30), rushing touchdowns (26) and points (180). He also ranked third nationally in rushing yards (1,466) and holds the school record for total touchdowns (57), rushing touchdowns (46) and rushing yards (3,843).

Huff arrived in Tuscaloosa after one season (2018) as the assistant head coach, run-game coordinator and running backs coach at Mississippi State.

He boasts 19 years of coaching experience on both the NFL and college levels with stops at Penn State (2014-17), Western Michigan (2013), the Buffalo Bills (2012), Vanderbilt (2011),

Hampton (2010), Maryland (2009) and Tennessee State (2006-08).

His one season in Starkville produced an effective rushing attack that averaged 223.6 yards per game to rank second in the SEC and 20th nationally.

Huff spent four seasons (2014-17) as Penn State's running backs coach and special teams coordinator. He recruited and developed one of the game's most electrifying players in running back Saquon Barkley, who was drafted by the New York Giants as the No. 2 overall pick in the 2018 draft. Numerous records fell at the running back position and on special teams under Huff's guidance at Penn State. Barkley, a 2017 consensus All-American, became the first Big Ten running back in history to win Offensive Player of the Year honors twice. A Walter Camp National Player of the Year finalist, Barkley ranked second nationally in all-purpose yards in 2017 (2,329). He broke four school career records, including rushing touchdowns (43), total touchdowns (53), all-purpose yards (5,538) and consecutive games with a touchdown (15) in just three seasons.

Huff spent the 2013 season at Western Michigan as the running backs coach and helped the unit nearly double its rushing yards from 2012. The Broncos ran for 1,394 yards in 2013 after running for just 735 yards the year before.

During the 2012 season, Huff worked in the NFL as the assistant running backs coach for the Buffalo Bills. He helped C.J. Spiller with his first career 1,000-yard rushing campaign and a Pro Bowl invitation.

In 2011, Huff was on James Franklin's 2011 staff at Vanderbilt as the offensive quality control coach. Huff and Franklin also worked together at Maryland in 2009, when Huff was the assistant offensive line coach. Huff also mentored NFL first-round pick Dominique Rodgers-Cromartie as the tight ends and special teams coach at Tennessee State from 2007-08. Huff graduated in 2005 from Hampton University where he served as a team captain, starting 12 games at center as a senior in 2005. He also played guard, fullback and tight end in his career.

A native of Denton, Maryland, Huff and his wife, Jessica, have three boys: B.J., Beau and Blaze.

HUFF YEAR-BY-YEAR

Year	Team	Position	Record	Conf.	Bowl Game
2005	Hampton	Graduate Assistant	11-1	9-0	D1-AA First Round
2006	Tennessee State	Offensive Line	6-5		
2007	Tennessee State	Special Teams Coordinator/TEs	5-6	4-3	
2008	Tennessee State	Special Teams Coordinator/TEs	8-4	5-3	
2009	Maryland	Assistant Offensive Line	3-10	1-7	
2010	Hampton	Offensive Line	6-5	5-3	
2011	Vanderbilt	Offensive Quality Control	6-7	2-6	Liberty
2012	Buffalo Bills	Assistant Running Backs	6-10		
2013	Western Michigan	Running Backs	1-11	1-7	
2014	Penn State	Special Teams Coordinator/RBs	7-6	2-6	Pinstripe
2015	Penn State	Special Teams Coordinator/RBs	7-6	4-4	TaxSlayer
2016	Penn State	Special Teams Coordinator/RBs	11-3	8-1	Rose
2017	Penn State	Special Teams Coordinator/RBs	11-2	7-2	Fiesta
2018	Mississippi State	Assistant Head Coach/RBs	8-5	4-4	Outback
2019	Alabama	Associate Head Coach/RBs	11-2	6-2	Citrus
2020	Alabama	Associate Head Coach/RBs	13-0	10-0	National Champions
2021	Marshall	Head Coach	7-6	5-3	New Orleans
2022	Marshall	Head Coach	9-4	5-3	Myrtle Beach
2023	Marshall	Head Coach	6-7	3-5	Frisco
2024	Marshall	Head Coach	10-3	7-1	--
2025	Southern Miss	Head Coach	3-2	1-0	



BLAKE ANDERSON **BOOTH**
Offensive Coordinator/Quarterbacks

- Returns to USM after stops at North Carolina (AC), Arkansas State (HC) and Utah State (HC)
- Has over 30 years of coaching experience, including OC at USM in 2010 and 2011
- Helped Utah State set 10 school records in 2021
- 74-54 head coaching record in 10 seasons



JASON SEMORE **FIELD**
Defensive Coordinator/Linebackers

- Held same role at Marshall last two seasons with Huff
- Won the 2024 Sun Belt Championship and ranked top-35 nationally in several categories
- Has over 15 years of collegiate experience
- Played collegiately at Adams State as a LB from 2001-05



JOE BOLDEN **FIELD**
Special Teams Coordinator/Nickels

- Spent last two seasons at Tulsa as special teams coordinator, and co-defensive coordinator last season
- 2024 unit ranked No. 2 nationally in average return yards
- Was a four-year letterwinner at Michigan and a three-year starter



DOMINIQUE BOWMAN **FIELD**
Defensive Backs

- Comes from Temple, where he spent two seasons as a cornerbacks coach
- Worked alongside Barry Odom at Arkansas and spent the 2021 season at Marshall
- First collegiate job was in 2016 at Arkansas-Monticello
- Played college ball at Lambuth University for Hugh Freeze



AARON DOBSON **FIELD**
Wide Receivers

- Spent last two seasons at Marshall - one as analyst and last as wide receivers coach
- Standout NFL player with the Patriots, Lions and Cardinals
- Set numerous collegiate records as a player at Marshall from 2009-12




TAVEZE CALHOUN **FIELD**
Cornerbacks

- Was previously at West Georgia as a cornerbacks coach for one year
- Spent four seasons in the NFL as a player before returning to Mississippi State to coach for his alma mater
- Started 36 games for the Bulldogs and had 161 career tackles
- A native of Ludlow, Mississippi



SEAN COUGHLIN **FIELD**
Offensive Line

- Was last at Eastern Michigan for four seasons
- Holds 24 years of coaching in the collegiate ranks
- Began coaching career in 2001 at his alma mater, Drake, and joined the Iowa State staff in 2004
- Has spent time at EMU, Arkansas State, Missouri State, Iowa State and Drake



DALTON WILLIAMS **FIELD**
Tight Ends

- Was last at Texas for two seasons as an offensive analyst
- Worked at Marshall during the 2022 season with Huff
- Played collegiately at Stephen F. Austin and Akron as a quarterback
- Signed a free agent deal with the Cowboys after throwing for 3,387 yards and 25 touchdowns



TELLY LOCKETTE **FIELD**
Running Backs

- Spent four seasons at Marshall as the run game coordinator and running backs coach
- Coached NFL back Rasheed Ali, who led all FBS running backs with 23 touchdowns in 2021
- Was a standout linebacker at Idaho State en route to being a two-time all-american
- Is in the Idaho State Athletics Hall of Fame



ERIC MATHIES **FIELD**
Defensive Line

- Was last at Eastern Kentucky as defensive line coach
- Has spent time at Long Island, Florida, South Florida, FAU, and Western Kentucky
- Was a four-year letterwinner at Murray State and won a pair of OVC titles in '95 and '96



MICHAEL GIBBS **FIELD**
Assistant Offensive Line

- Was a GA at Southern Miss in 2019
- Was previously at Coffeyville College for one season as the run game coordinator and offensive line coach
- Spent time at Utah State, UCF, Southern Miss and Arkansas State
- Played collegiately at Delta State and was a first team all-american in 2014 as a senior




ALEC BROWN **BOOTH**
Outside Linebackers

- Was previously at Washington, Georgia Tech, ULM, Eastern Kentucky and Murray State
- Started coaching career at Loachapoka HS in 2017
- Played two seasons at Auburn and was a member of the Southeastern Conference Academic Honor Roll in 2015 and 2015



SHARROD EVERETT
Football Chief of Staff

- Begins 19th season as a football administrator
- President of National Football Operations Organization
- Has spent time at Marshall, Vanderbilt, Florida State, Oregon, South Florida, WKU, Notre Dame, Tennessee State, Xavier and the Big 10 offices
- Three-time finalist for the Football Scoop National Director of Football Operations of the Year



REED GRABLE
General Manager

- Was previously at Marshall with Huff and helped the Herd to the 2024 Sun Belt title
- Manages all aspects of the roster and player recruiting
- Pro Liaison for the Golden Eagles
- Handles recruiting visits



KATE ROLL
Director of Football Administration

- Was previously at Marshall in a similar role as Manager of Football Operations
- Handles recruiting visits for future Golden Eagles
- Graduated from Michigan State and worked with the Spartan football team in the recruiting department



BEN ASHFORD
Director of Sports Performance

- Was at Marshall for four seasons with Huff
- Previously spent time at Samford for six seasons and Alabama for three
- Graduated from Auburn in 2004 and earned his Master's from Alabama in 2013

TALE OF THE TAPE

 MISSISSIPPI STATE L, 17-34 ESPN	 JACKSON STATE W, 38-20 ESPN+	 APP STATE W, 38-22 ESPN+	 LOUISIANA TECH L, 20-30 ESPN+	 JACKSONVILLE STATE W, 42-25 ESPN+	 GEORGIA SOUTHERN 7 p.m. ESPN2	 LOUISIANA TBD TBD	 ULM TBD TBD	 ARKANSAS STATE TBD TBD	 TEXAS STATE TBD TBD	 SOUTH ALABAMA TBD TBD	 TROY TBD TBD
---	---	---	--	--	--	--	--	---	--	--	---

DATE	OPPONENT	SCORE	OVERALL	SBC	START	DURATION	TEMP	ATTENDANCE
Sat., Aug. 30	Mississippi State	L, 17-34	0-1	--	11:03 a.m.	3:30	74°	33,485
Sat., Spet. 6	Jackson State	W, 38-20	1-1	--	4:02 p.m.	3:34	87°	32,011
Sat., Sept. 13	* App State	W, 38-22	2-1	1-0	6:02 p.m.	3:27	89°	24,534
Sat., Sept. 20	at Louisiana Tech	L, 20-30	2-2	--	6:32 p.m.	3:39	87°	17,108
Sat., Sept. 27	Jacksonville State	W, 42-25	3-2	--	6:02 p.m.	3:16	83°	25,034
Thurs., Oct. 9	* at Georgia Southern							
Sat., Oct. 18	* at Louisiana							
Sat., Oct. 26	* ULM							
Sat., Nov. 8	* at Arkansas State							
Sat., Nov. 15	* Texas State							
Sat., Nov. 22	* South Alabama							
Sat., Nov. 29	* Troy							

* - Sun Belt Game

SOUTHERN MISS TEAM STATS

	SOUTHERN MISS	OPPONENTS
SCORING	155	131
Points per game	31.0	-26.2
Points off turnovers	24	-13
FIRST DOWNS	115	105
Rushing	43	-52
Passing	55	-43
Penalty	17	-10
RUSHING YARDAGE	698	835
Yards gained rushing	784	-968
Yards lost rushing	86	-133
Rushing attempts	181	-213
Average per rush	3.9	-3.9
Average per game	139.6	-167.0
TDs rushing	6	-12
PASSING YARDAGE	1,246	1,151
Comp-Att-Int	111-171-3	-100-162-8
Average per pass	7.3	-7.1
Average per catch	11.2	-11.5
Average per game	249.2	-230.2
TDs passing	11	-3
TOTAL OFFENSE	1944	1,986
Total plays	353	-375
Average per play	5.5	-5.3
Average per game	388.8	-397.2
KICK RETURNS: # - Yards	4-110	6-188
PUNT RETURNS: # - Yards	9-90	7-46
INT RETURNS: # - Yards	8-209	3-48
FUMBLES - LOST	2-1	5-2
PENALTIES - YARDS	36-282	47-400
Average per game	56.4	80.0
PUNTS - YARDS	22-876	25-1,028
Average per punt	39.8	41.1
TIME OF POSSESSION/GAME	28:41	31:14
3RD-DOWN CONVERSIONS	29-68	29-76
4TH-DOWN CONVERSIONS	3-8	6-9
SACKS BY - YARDS	15-96	7-55
FIELDS GOALS - ATTEMPTS	5-8	6-7
ON-SIDE KICKS	0-1	1-2
RED-ZONE SCORES	18-21	16-20
RED-ZONE TOUCHDOWNS	14-21	13-20
PAT-ATTEMPTS	20-20	11-12
ATTENDANCE AVG	28,766	17,108

RECORD BREAKDOWN

	2025 SEASON
Overall	3-2
Home	3-1
Away	0-1
Neutral	
Sun Belt	1-0
Non-Conference	2-2
Overtime	
vs. Ranked Opponent	
Day	1-1
Night	2-1
ABC	
ESPN	0-1
ESPN+	3-1
Scores First	2-0
Opponent Scores First	1-2
Leading after 1st Qtr	2-0
Trailing after 1st Qtr	0-2
Tied after 1st Qtr	1-0
Leading at Half	3-0
Trailing at Half	0-2
Tied at Half	
Leading after 3rd Qtr	3-0
Trailing after 3rd Qtr	0-2
Tied after 3rd Qtr	
Wins Coin Toss	2-1
Loses Coin Toss	1-1
Natural Grass	
Artificial Surface	3-2

SCORE BY QUARTER

	1	2	3	4	OT	Total
Southern Miss	48	27	31	49	0	155
Opponent	40	23	36	32	0	131



M.M ROBERTS STADIUM

- Stadium originally opened in 1932 as Faulkner Field and is commonly known as ‘The Rock’
- A massive renovation occurred in which M.M. Roberts Stadium was dedicated in 1976
- The west side of the concrete stands formerly served as a dormitory space for student-athletes
- Capacity: 36,000
- Stadium record crowd is 36,641 vs. Mississippi State on Sept. 5, 2015
- M.M. Roberts was a former Golden Eagle letterwinner (1916) and Board of Trustees member
- The playing field changed names in 2004 to Carlisle-Faulkner Field in honor of Gene Carlisle, a Southern Miss graduate and local entrepreneur and helped raised funds to turf the field
- In 2008, the South End Zone was constructed and added nearly 4,000 seats. It also came with 32 suites
- The Rock has been home to two NFL Hall of Fame Players - Brett Favre and Ray Guy
- The surface Southern Miss plays on is Matrix Helix Real Fill. The newest surface was installed in the summer of 2023
- The Rock is the epicenter of where game days start in Hattiesburg. Southern Miss players and coaches, The Pride, Spirit Squads, and notable dignitaries partake in Eagle Walk before every game. The route circles the stadium and ends with the team entering the front of the Duff Athletic Center

#PACKTHEROCK RECORD CROWDS

ATTENDANCE	DATE	OPPONENT	RESULT
36,641	9/5/15	Mississippi State	L, 16-34
36,232	9/5/09	Alcorn State	W, 52-0
36,152	9/25/03	Nebraska	L, 14-38
35,169	8/31/02	Jackson State	W, 55-7
34,189	9/9/89	Mississippi State	L, 23-26
34,140	9/15/12	East Carolina	L, 14-24
33,687	10/31/87	Jackson State	W, 17-7
33,485	8/30/25	Mississippi State	L, 17-34
33,233	9/19/98	Texas A&M	L, 6-24
33,092	8/31/95	Northern Illinois	W, 45-13
33,000	9/25/76	Ole Miss	L, 0-28
32,925	11/5/11	UCF	W, 30-29
32,792	9/20/08	Louisiana	W, 51-21
32,756	9/19/81	Tulane	W, 21-3
32,685	10/22/11	SMU	W, 27-3
32,606	11/20/10	Houston	W, 59-41

TOP SEASON AVERAGES

1.	2009	30,696	184,178 / 6 games
2.	2008	30,079	180,475 / 6 games
3.	2010	29,400	176,400 / 6 games
4.	1981	29,381	117,522 / 4 games
5.	2006	28,994	173,963 / 6 games
6.	2004	28,964	144,821 / 5 games
7.	2003	28,645	171,870 / 6 games
8.	2016	28,588	171,525 / 6 games
9.	2000	28,509	114,036 / 4 games
10.	2011	28,400	170,402 / 6 games

SOUTHERN MISS QUICK FACTS

GENERAL

Location	Hattiesburg, Miss.
Founded	1910
Enrollment	13,170
Nickname	Golden Eagles
Colors	Black & Gold
Mascot	Seymour d’Campus
Stadium	Carlisle-Faulkner Field at M.M. Roberts Stadium
Capacity / All-Time Record	36,000 / 36,641 (2015)
Surface	Matrix Helix Real Fill
Affiliation	NCAA FBS
Conference	Sun Belt
University President	Dr. Joe Paul
Director of Athletics	Jeremy McClain
Faculty Athletic Rep	Dr. Joseph Weinberg
Official Website	SouthernMiss.com

HISTORY

First Year of Football	1912
All-Time Record	621-475-27
NCAA Record	474-354-7
Pre-NCAA Record	147-122-20
No. of Bowl Appearances (Record)	27 (12-15)
Last Bowl Appearance	2022 LendingTree Bowl
Result	W, 38-24 vs. Rice

TEAM INFORMATION

2024 Record	1-11
SBC Record / Finish	0-8 / 7th West
Offense / Defense	Multiple / Multiple
Starters Returning	4
Starters Lost	22

COACHING STAFF

Head Coach:	Charles Huff, first season
Alma Mater	Hampton (2005)
Record at USM / Year	2-1, first
Career Record / Year	34-21, fifth
Football Office Phone	601-266-4567
X	@CoachHuff
Best time to reach coach	Contact SID
General Manager:	Reed Grable
Chief of Staff:	Sharrod Everett
Offensive Coordinator/Quarterbacks:	Blake Anderson
Defensive Coordinator/Linebackers:	Jason Semore
Defensive Backs:	Dominique Bowman
Cornerbacks:	Taveze Calhoun
Offensive Line:	Sean Coughlin
Defensive Line:	Eric Mathies
Wide Receivers:	Aaron Dobson
Special Teams:	Joe Bolden
Running Backs:	Telly Lockette
Tight Ends:	Dalton Williams
Outside Linebacker Coach:	Alec Brown
Offensive Quality Control:	Brandon Bowling
Offensive Quality Control:	Jacob “Cob” Summers
Defensive Analyst:	Herbert Gamboa
Defensive Analyst:	Avi Rushinek
Head Athletic Trainer:	Aaron Estes
Assistant Athletic Trainer:	Aaron Hill
Special Teams Quality Control:	Luke Kerver
Director of Football Administration:	Kate Roll
Director of Player Personnel:	Jack Jacoby
Director of Football Technology:	Mat Rumshock
Video Graduate Assistant:	Seth Reisinger
Director of Sports Performance:	Ben Ashford
Assistant Director of Sports Performance:	Drew White

SOUTHERN MISS | UNOFFICIAL DEPTH CHART | SUBJECT TO CHANGE

OFFENSE

WR	8	BRALON BROWN	6-2	207	R-SR.
	6		5-11	192	R-Sr.
WR	7	CARL CHESTER	6-3	203	R-SR.
	11		6-3	212	R-Jr.
LT	63	BLAKE BUSTARD	6-7	301	GR.
	56		6-4	315	Sr.
LG	56	GREG NUNNERY	6-4	315	SR.
	74		6-3	290	R-So.
C	67	BRODERICK ROMAN	6-1	300	R-SR.
	52		6-4	305	Gr.
RG	62	ALOALI'I MAUI	6-1	310	SR.
	55		6-3	300	R-Jr.
RT	75	HAYES CREEL	6-7	319	R-JR.
	58		6-5	315	R-Jr.
TE	88	KYIRIN HEATH	6-5	240	SR.
	84		6-3	235	R-Sr.
	21	TJ Johnson	6-4	225	R-So.
WR	9	ELIJAH METCALF	5-6	175	R-SR.
	2		5-8	180	R-Jr.
QB	1	BRAYLON BRAXTON	6-2	227	R-SR.
	18		6-0	195	R-Jr.
RB	0	JEFFERY PITTMAN	5-10	205	R-JR.
	5		5-8	205	R-Sr.
	14		5-7	181	R-Jr.

DEFENSE

DE	14	J'MOND TAPP	6-3	255	R-JR.
	5		6-2	280	R-Jr.
NG	7	ISAIAH GIBSON SR.	6-4	324	R-SR.
	95		6-3	293	So.
DT	36	BRODARIUS LEWIS	6-2	300	GR.
	98		6-3	285	Jr.
DE	30	GARRICK PONDER	6-2	250	R-JR.
	9		6-5	265	Sr.
MLB	35	CHRIS JONES	6-0	230	SO.
	53		6-1	230	Sr.
WLB	17	MICHAEL MONTGOMERY	6-3	240	JR.
	13		6-3	230	So.
NICKEL 3		IAN FOSTER	5-10	180	SO.
	18		6-0	184	R-Fr.
CB	23	ANTHONY RICHARD, JR.	6-1	195	SR.
	0		6-0	180	Sr.
CB	1	JOSH MOTEN	6-0	180	SR.
	8		6-0	175	Jr.
S	41	AHMERE FOSTER	5-9	167	JR.
	6		6-2	195	Jr.
S	22	COREY MYRICK	6-2	195	SO.
	24		5-11	202	Sr.

PRONUNCIATION GUIDE

2	Tychaun Chapman	Tie-Shawn
8	Ishmael Ibraheem	Ish-may-el Ee-bra-heem
9	Jabari Ishmael	Juh-bar-ee Ish-may-el
12	Guylijah Theodule	Guh-lie-ja Thee-a-dull
18	MaLik Caswell	Muh-leak
18	Landry Lyddy	Lid-dee
23	Anthony Richard, Jr.	Rih-chard
25	Josiah Basten	Joe-sy-uh Bast-en
26	Shaddai Carter	Sha-dye
41	Ahmere Foster	Uh-mear
48	Colin Kapilovic	Kuh-pill-uh-vick
62	Aloali'i Maui	A-low-uh-la
71	Aaryn Parks	Aaron
77	Chase Malamala	Mal-uh-mal-uh
78	Jez Janvier	John-vee-ay
81	Cace Reed	Case
84	Kadinn Morris	Caden
88	Kyirin Heath	Ky-wren
91	Quinzavious Warren	Quin-Zay-vee-us
96	Reed Harradine	Hair-uh-dine

SPECIALISTS

KO	96	REED HARRADINE	6-3	225	SO.
	40		5-10	185	Fr.
PK	96	REED HARRADINE	6-3	225	SO.
	40		5-10	185	Fr.
P	34	JACK MURLEY	6-2	215	FR.
	96		6-3	225	So.
DS	46	LUKE BEARD	6-1	225	SO.
	30		5-10	205	Jr.
H	17	KYLE MCCORMICK	6-1	195	JR.
KR	3	IAN FOSTER	5-10	180	SO.
	6		5-11	192	R-SR.
PR	3	CHUCK MONTGOMERY	5-10	180	SR.
	9		5-6	175	R-Sr.

2025 ROSTER BREAKDOWN

NUMERICAL

NO	NAME	POS	HT	WT	CL.	HOMETOWN / PREVIOUS SCHOOL
0	Jeffery Pittman	RB	6-1	215	R-Sr.	Taylorsville, Miss. / Mississippi State
0	Brendan Toles	CB	6-0	181	R-Sr.	Oxford, Miss. / Lafayette HS
1	Braylon Braxton	QB	6-2	230	R-Sr.	Frisco, Texas / Marshall
1	Josh Moten	CB	6-0	180	Sr.	Waldorf, Md. / Marshall
2	Tychaun Chapman	WR	6-0	180	R-Jr.	Virginia Beach, Va. / Marshall
2	Dominick Hill	SAF	6-1	210	R-Sr.	Orlando, Fla. / Liberty
3	Ian Foster	SAF	5-10	195	R-So.	Brundidge, Ala. / Marshall
3	Chuck Montgomery	WR	5-10	182	R-Sr.	Seffner, Fla. / Marshall
5	JJ Hawkins	DL	6-2	280	R-Jr.	Lawrenceville, Ga. / Marshall
5	Matt Jones	RB	6-0	202	R-Sr.	Jackson, Miss. / Ole Miss
6	Micah Davis	WR	6-0	195	R-Sr.	Atlanta, Ga. / Ole Miss
6	Dylan King	SAF	6-2	190	R-Jr.	Nashville, Tenn. / East Mississippi CC
7	Carl Chester	WR	6-3	200	R-Sr.	Manor, Texas / Marshall
7	Isaiah Gibson, Sr.	DL	6-4	320	R-Sr.	Springfield, Ohio / Marshall
8	Bralon Brown	WR	6-2	205	R-Sr.	Miramar, Fla. / Marshall
8	Ishmael Ibraheem	CB	6-0	180	R-Jr.	Dallas, Texas / Marshall
9	Jabari Ishmael	DL	6-6	270	R-Sr.	Miami, Fla. / Marshall
9	Elijah Metcalf	WR	5-9	170	R-Sr.	Charlotte, N.C. / Marshall
11	Davis Dalton	WR	6-3	210	R-Jr.	Madison, Miss. / Madison-Ridgeland Academy
11	Jonathan Pennix	CB	6-0	180	R-So.	Concord, Va. / Virginia Tech
12	Guylijah Theodule	CB	6-2	175	So.	Miami, Fla. / Marshall
12	John White	QB	6-0	210	R-Fr.	West, Miss. / Madison Ridgeland Academy
13	Mathis Haygood	LB	6-3	228	R-So.	Fayetteville, Ga. / Marshall
13	Grant Page	WR	6-2	200	R-Jr.	Boulder, Colo. / Utah State
14	Robert Briggs	RB	5-9	185	R-Jr.	Bellville, Texas / Utah State
14	J'Mond Tapp	DL	6-3	275	R-Jr.	Donaldsonville, La. / Arizona State
15	Kyle Davis	DL	6-3	295	R-Sr.	Bloomfield, Conn. / Howard
15	Jacobe Robinson	QB	6-3	220	R-So.	Henderson, Texas / Boston College
16	Denzel Gardner	QB	6-0	215	Fr.	Hyattsville, M.D. / DeMatha Catholic HS
16	Jameer Lewis	DL	6-2	230	Sr.	McComb, Miss. / Southwest Mississippi CC
17	Kyle McCormick	QB	6-1	200	R-Jr.	Lincoln, Calif. / La Costa Canyon HS
17	Michael Montgomery	LB	6-4	250	Jr.	Seattle, Wash. / Portland State
18	MaLik Caswell	SAF	6-0	180	R-Fr.	Midway, Ga. / Marshall
18	Landry Lyddy	QB	6-0	200	R-Jr.	Stonewall, La. / UAB
19	Shane King	TE	6-5	230	Fr.	Gainesville, Ga. / Gainesville HS
19	Malakai Murphy	CB	6-1	195	So.	Starke, Fla. / Colorado
20	Robert Henderson	RB	5-9	185	Fr.	Griffin, Ga. / Spalding HS
20	Cameron Knox	SAF	5-8	190	R-Jr.	New Albany, Miss. / New Albany HS
21	Khalil Foster	SAF	5-11	180	Fr.	Brundidge, Ala. / Pike County HS
21	TJ Johnson	TE	6-4	230	R-So.	Chesapeake, Va. / West Virginia
22	Jermane Hayes	WR	6-0	165	Fr.	University, Fla. / University HS
22	Corey Myrick	SAF	6-3	200	So.	Cincinnati, Ohio / Marshall
23	Trey Horne	WR	6-2	190	R-So.	Columbia, S.C. / Georgia Tech
23	Anthony Richard, Jr.	CB	6-2	195	R-Sr.	Lafayette, La. / Marshall
24	Josh Battle	SAF	6-0	205	R-Sr.	Hoschton, Ga. / Chattanooga
24	Jaylin Carter	ATH	5-10	190	Fr	Valdosta, Ga. / Lowndes HS
25	Josiah Basten	RB	5-9	180	R-So.	Bonduel, Wisc. / UW - Platteville
25	Zach Ruffin	LB	6-3	198	Fr.	Philadelphia, Miss. / Neshoba Central HS
26	Shaddai Carter	SAF	5-9	165	Fr.	Miami, Fla. / Christopher Columbus HS
26	Logan Gregory	P	5-11	185	Sr.	Clearwater, Fla. / West Florida
27	Malachi Henderson	LB	6-0	210	Fr.	Hattiesburg, Miss. / Oak Grove HS
29	Jackson Klein	DL	6-1	290	R-Fr.	Boca Raton, Fla. / Marshall
30	Garrick Ponder	DL	6-2	250	R-Jr.	St. Petersburg, Fla. / North Alabama
30	Andrew Tate	LS	5-10	205	Jr.	Madden, Miss. / Hinds CC
31	Zachariah Keith	DL	6-6	250	R-So.	Douglasville, Ga. / West Virginia
32	Peyton Anderson	LB	6-3	215	R-Jr.	Columbia, Miss. / Jones College
32	Fred Nicholson	LS	5-10	215	Fr.	Gautier, Miss. / Gautier HS
33	Avery Sledge	LB	6-2	220	Jr.	Hattiesburg, Miss. / Mississippi State
34	Jack Murley	P	6-2	215	Fr.	Cranbourne North, Victoria, Australia / Universal School
35	Chris Jones	LB	6-0	230	So.	Byram, Miss. / Hartfield Academy

ALPHABETICAL

NO	NAME	POS
32	Peyton Anderson	LB
70	Christian Anderson	OL
39	Javarion Barnett	DB
25	Josiah Basten	RB
24	Josh Battle	SAF
46	Luke Beard	LS
1	Braylon Braxton	QB
73	Hayden Breal	OL
14	Robert Briggs	RB
8	Bralon Brown	WR
87	Caston Brown	TE
63	Blake Bustard	OL
24	Jaylin Carter	ATH
26	Shaddai Carter	SAF
79	Liam Cassidy	OL
18	MaLik Caswell	SAF
2	Tychaun Chapman	WR
7	Carl Chester	WR
95	Mason Clinton	DL
75	Hayes Creel	OL
11	Davis Dalton	WR
6	Micah Davis	WR
15	Kyle Davis	DL
72	Jahmir Davis	OL
89	Mike Duran	WR
38	Zion Edwards	LB
76	Larry Edwards	OL
3	Ian Foster	SAF
21	Khalil Foster	SAF
41	Ahmere Foster	SAF
52	Cooper Frazier	OL
16	Denzel Gardner	QB
7	Isaiah Gibson, Sr.	DL
82	Connor Gooding	TE
26	Logan Gregory	P
92	David Griffin	DL
80	Zavian Hales	WR
90	Najae Hallenbeck	DL
53	Joseph Harper	LB
96	Reed Harradine	K
5	JJ Hawkins	DL
22	Jermane Hayes	WR
59	Chris Hayes	DL
13	Mathis Haygood	LB
88	Kyirin Heath	TE
20	Robert Henderson	RB
27	Malachi Henderson	LB
2	Dominick Hill	SAF
23	Trey Horne	WR
8	Ishmael Ibraheem	CB
9	Jabari Ishmael	DL
78	Jez Janvier	OL
21	TJ Johnson	TE
5	Matt Jones	RB
35	Chris Jones	LB
48	Colin Kapilovic	LS
31	Zachariah Keith	DL
6	Dylan King	SAF
19	Shane King	TE
97	Elijah Kinsler	DL

2025 ROSTER BREAKDOWN

NUMERICAL

NO	NAME	POS	HT	WT	CL.	HOMETOWN / PREVIOUS SCHOOL
36	Brodarius Lewis	DL	6-2	295	Gr.	Prattville, Ala. / Jones College
37	Eric Thomas, Jr.	DL	6-3	280	Gr.	Pensacola, Fla. / Arkansas
38	Zion Edwards	LB	5-10	220	R-Jr.	Petal, Miss. / Northwest Mississippi CC
39	Javarion Barnett	DB	5-10	180	Jr.	Montgomery, Ala. / Highland CC
40	Creighton Wilbanks	K	5-10	185	Fr.	Mandeville, La. / Mandeville HS
41	Ahmere Foster	SAF	5-10	180	Jr.	Miami, Fla. / Marshall
42	Cannon McClain	SAF	6-4	170	R-So.	Hattiesburg, Miss. / Delta State
43	Tyrese Weeks	RB	5-10	252	R-So.	Queens, N.Y. / Central State
46	Luke Beard	LS	6-1	220	R-So.	Ackerman, Miss. / Mississippi State
48	Colin Kapilovic	LS	5-11	210	Fr.	Tuscaloosa, Ala. / Northridge HS
52	Cooper Frazier	OL	6-3	300	Gr.	Corinth, Miss. / Samford
53	Joseph Harper	LB	6-1	235	Sr.	Baldwyn, Miss. / Baldwyn HS
54	Amir Leonard-Jean Charles	DL	6-5	305	Fr.	Brooklyn, N.C. / Lipscomb Academy (Tenn.)
55	Carlos Slayden II	OL	6-3	300	R-Jr.	Corpus Christi, Texas / Troy
56	Greg Nunnery	OL	6-4	320	Sr.	McComb, Miss. / Mississippi Gulf Coast CC
57	Jeramie Posey	DL	6-3	270	R-So.	Hattiesburg, Miss. / Oak Grove HS
58	RJ Whitehead	OL	6-5	320	R-Jr.	Horn Lake, Miss. / UTEP
59	Chris Hayes	DL	6-3	260	R-So.	Starkville Miss. / Starkville HS
62	Aloali'i Maui	OL	6-1	310	Sr.	Pago Pago, American Samoa / Utah State
63	Blake Bustard	OL	6-7	310	Gr.	Muskegon, Mich / Eastern Michigan
64	Camden Myers	OL	6-3	305	R-Fr.	Irmo, S.C. / Western Carolina
67	Broderick Roman	OL	6-1	300	R-Sr.	Lansing, Mich. / Eastern Michigan
70	Christian Anderson	OL	6-6	300	R-Jr.	Atlanta, Ga. / Alabama A&M
71	Aaryn Parks	OL	6-4	300	R-Sr.	Seat Pleasant, Md. / South Carolina
72	Jahmir Davis	OL	6-4	295	Fr.	Cincinnati, Ohio / LaSalle HS
73	Hayden Breal	OL	6-0	320	R-Fr.	Mobile, Ala. / UMS-Wright
74	Luke Rogers	OL	6-3	290	R-So.	Brandon, Miss. / Brandon HS
75	Hayes Creel	OL	6-7	320	R-Jr.	Mt. Hermon, La. / McNeese
76	Larry Edwards	OL	6-4	285	R-Fr.	Belzoni, Miss. / Humphreys County HS
77	Chase Malamala	OL	6-6	300	R-Fr.	Palm Beach Gardens, Fla. / UCF
78	Jez Janvier	OL	6-5	305	R-Sr.	Montreal, Quebec / Eastern Michigan
79	Liam Cassidy	OL	6-4	325	So.	Portland, Ore. / Coffeyville CC
80	Zavian Hales	WR	6-2	195	R-Sr.	Brandon, Miss. / Brandon HS
81	Cace Reed	WR	5-7	150	So.	Hammond, La. / Marshall
82	Connor Gooding	TE	6-4	225	Fr.	Gilbert, S.C. / Gilbert HS
83	Dillon Rowley	WR	5-10	175	Fr.	Columbia, Miss. / Columbia HS
84	Kadinn Morris	TE	6-3	238	R-Sr.	Denham Springs, La. / Western Michigan
85	Elijah Zamora	WR	5-10	175	R-Fr.	Bedford, Texas / SE Oklahoma State
86	Israel Leamon	WR	6-0	175	Fr.	Greer, S.C. / Riverside HS
87	Caston Brown	TE	6-1	225	R-Fr.	Hattiesburg, Miss. / Oak Grove HS
88	Kyirin Heath	TE	6-5	240	Sr.	Mansfield, Texas / Ole Miss
88	Christopher Stokes	DL	6-3	300	R-Fr.	Dallas, Ga. / Marshall
89	Mike Duran	WR	6-0	175	R-Fr.	Miami, Fla. / FIU
90	Najae Hallenbeck	DL	6-5	350	R-Sr.	Lakewood, N.J. / Wagner
91	Quinzavious Warren	DL	6-2	330	R-Sr.	Canton, Miss. / UTEP
92	David Griffin	DL	6-1	285	R-So.	New Orleans, La. / Holy Cross HS
94	Kaden Morgan	K	5-11	173	R-Jr.	Spring, Texas / UT Martin
95	Mason Clinton	DL	6-5	300	So.	Hattiesburg, Miss. / East Mississippi CC
96	Reed Harradine	K	6-3	230	R-So.	Birmingham, Ala. / Grambling
97	Elijah Kinsler	DL	6-2	265	So.	Oradell, N.J. / West Virginia
98	Jaden McKinney	DL	6-3	300	Jr.	Collierville, Tenn. / Austin Peay
99	Cameron Mackey	DL	6-3	290	R-So.	Clarksdale, Miss. / Clarksdale HS

ALPHABETICAL

NO	NAME	POS
29	Jackson Klein	DL
20	Cameron Knox	SAF
86	Israel Leamon	WR
54	Amir Leonard-Jean Charles	DL
16	Jameer Lewis	DL
36	Brodarius Lewis	DL
18	Landry Lyddy	QB
99	Cameron Mackey	DL
77	Chase Malamala	OL
62	Aloali'i Maui	OL
42	Cannon McClain	SAF
17	Kyle McCormick	QB
98	Jaden McKinney	DL
9	Elijah Metcalf	WR
3	Chuck Montgomery	WR
17	Michael Montgomery	LB
94	Kaden Morgan	K
84	Kadinn Morris	TE
1	Josh Moten	CB
34	Jack Murley	P
19	Malakai Murphy	CB
64	Camden Myers	OL
22	Corey Myrick	SAF
32	Fred Nicholson	LS
56	Greg Nunnery	OL
13	Grant Page	WR
71	Aaryn Parks	OL
11	Jonathan Pennix	CB
0	Jeffery Pittman	RB
30	Garrick Ponder	DL
57	Jeramie Posey	DL
81	Cace Reed	WR
23	Anthony Richard, Jr.	CB
15	Jacobe Robinson	QB
74	Luke Rogers	OL
67	Broderick Roman	OL
83	Dillon Rowley	WR
25	Zach Ruffin	LB
55	Carlos Slayden II	OL
33	Avery Sledge	LB
88	Christopher Stokes	DL
14	J'Mond Tapp	DL
30	Andrew Tate	LS
12	Guylijah Theodule	CB
37	Eric Thomas, Jr.	DL
0	Brendan Toles	CB
91	Quinzavious Warren	DL
43	Tyrese Weeks	RB
12	John White	QB
58	RJ Whitehead	OL
40	Creighton Wilbanks	K
85	Elijah Zamora	WR

2025 ROSTER BREAKDOWN

QUARTERBACKS

1	Braylon Braxton	QB	6-2	227	R-Sr.	Frisco, Texas / Marshall
12	John White	QB	6-0	205	R-Fr.	West, Miss. / Madison Ridgeland Academy
15	Jacobe Robinson	QB	6-3	220	R-So.	Henderson, Texas / Boston College
16	Denzel Gardner	QB	6-0	215	Fr.	Hyattsville, M.D. / DeMatha Catholic HS
17	Kyle McCormick	QB	6-1	195	R-Jr.	Lincoln, Calif. / La Costa Canyon HS
18	Landry Lyddy	QB	6-0	195	R-Jr.	Stonewall, La. / UAB

RUNNING BACKS

0	Jeffery Pittman	RB	5-10	205	R-Sr.	Taylorsville, Miss. / Mississippi State
5	Matt Jones	RB	5-8	205	R-Sr.	Jackson, Miss. / Ole Miss
14	Robert Briggs	RB	5-7	181	R-Jr.	Bellville, Texas / Utah State
20	Robert Henderson	RB	5-9	180	Fr.	Griffin, Ga. / Spalding HS
24	Jaylin Carter	ATH	5-10	205	R-Jr.	Valdosta, Ga. / Lowndes HS
25	Josiah Basten	RB	5-9	189	R-So.	Bonduel, Wisc. / UW - Platteville
43	Tyrese Weeks	RB	5-10	252	R-So.	Queens, N.Y. / Central State

WIDE RECEIVERS

2	Tychaun Chapman	WR	5-8	180	R-Jr.	Virginia Beach, Va. / Marshall
3	Chuck Montgomery	WR	5-10	180	R-Sr.	Seffner, Fla. / Marshall
6	Micah Davis	WR	5-11	192	R-Sr.	Atlanta, Ga. / Ole Miss
7	Carl Chester	WR	6-3	203	R-Sr.	Manor, Texas / Marshall
8	Bralon Brown	WR	6-2	207	R-Sr.	Miramar, Fla. / Marshall
9	Elijah Metcalf	WR	5-9	175	R-Sr.	Charlotte, N.C. / Marshall
11	Davis Dalton	WR	6-3	212	R-Jr.	Madison, Miss. / Madison-Ridgeland Academy
13	Grant Page	WR	6-2	205	R-Jr.	Boulder, Colo. / Utah State
22	Jermane Hayes	WR	5-10	165	Fr.	University, Fla. / University HS
23	Trey Horne	WR	6-2	180	R-So.	Columbia, S.C. / Georgia Tech
80	Zavian Hales	WR	6-2	195	R-Sr.	Brandon, Miss. / Brandon HS
81	Cace Reed	WR	5-7	150	So.	Hammond, La. / Marshall
83	Dillon Rowley	WR	5-10	175	Fr.	Columbia, Miss. / Columbia HS
85	Elijah Zamora	WR	5-10	175	R-Fr.	Bedford, Texas / SE Oklahoma State
86	Israel Leamon	WR	6-0	175	Fr.	Greer, S.C. / Riverside HS
89	Mike Duran	WR	6-0	175	R-Fr.	Miami, Fla. / FIU

TIGHT ENDS

19	Shane King	TE	6-5	235	Fr.	Gainesville, Ga. / Gainesville HS
21	TJ Johnson	TE	6-4	225	R-So.	Chesapeake, Va. / West Virginia
82	Connor Gooding	TE	6-4	220	Fr.	Gilbert, S.C. / Gilbert HS
84	Kadinn Morris	TE	6-3	235	R-Sr.	Denham Springs, La. / Western Michigan
88	Kyirin Heath	TE	6-5	240	Sr.	Mansfield, Texas / Ole Miss
87	Caston Brown	TE	6-1	227	R-Fr.	Hattiesburg, Miss. / Oak Grove HS

OFFENSIVE LINE

52	Cooper Frazier	OL	6-3	300	Gr.	Corinth, Miss. / Samford
55	Carlos Slayden II	OL	6-2	290	R-Jr.	Corpus Christi, Texas / Troy
56	Greg Nunnery	OL	6-4	315	Sr.	McComb, Miss. / Mississippi Gulf Coast CC
58	RJ Whitehead	OL	6-5	315	R-Jr.	Horn Lake, Miss. / UTEP
62	Aloali'i Maui	OL	6-1	310	Sr.	Pago Pago, American Samoa / Utah State
63	Blake Bustard	OL	6-7	310	Gr.	Muskegon, Mich / Eastern Michigan
64	Camden Myers	OL	6-3	315	R-Fr.	Irmo, S.C. / Western Carolina
67	Broderick Roman	OL	6-1	300	R-Sr.	Lansing, Mich. / Eastern Michigan
70	Christian Anderson	OL	6-6	295	R-Jr.	Atlanta, Ga. / Alabama A&M
71	Aaryn Parks	OL	6-4	300	R-Sr.	Seat Pleasant, Md. / South Carolina
72	Jahmir Davis	OL	6-4	295	Fr.	Cincinnati, Ohio / LaSalle HS
73	Hayden Breal	OL	6-0	317	R-Fr.	Mobile, Ala. / UMS-Wright
74	Luke Rogers	OL	6-3	290	R-So.	Brandon, Miss. / Brandon HS
75	Hayes Creel	OL	6-7	319	R-Jr.	Mt. Hermon, La. / McNeese
76	Larry Edwards	OL	6-4	275	R-Fr.	Belzoni, Miss. / Humphreys County HS
77	Chase Malamala	OL	6-6	295	R-Fr.	Palm Beach Gardens, Fla. / UCF
78	Jez Janvier	OL	6-5	315	R-Sr.	Montreal, Quebec / Eastern Michigan
79	Liam Cassidy	OL	6-4	330	So.	Portland, Ore. / Coffeyville CC

BY STATE

ALABAMA (7)		
21	Khalil Foster	Brundidge
36	Brodiarius Lewis	Prattville
96	Reed Harradine	Birmingham
39	Javarion Barnett	Montgomery
48	Colin Kapilovic	Tuscaloosa
73	Hayden Breal	Mobile
3	Ian Foster	Brundidge

CALIFORNIA (1)		
17	Kyle McCormick	Lincoln

COLORADO (1)		
13	Grant Page	Boulder

CONNECTICUT (1)		
15	Kyle Davis	Bloomfield

FLORIDA (15)		
12	Guylijah Theodule	Miami
19	Malakai Murphy	Starke
26	Shaddai Carter	Miami
37	Eric Thomas, Jr.	Pensacola
9	Jabari Ishmael	Miami
29	Jackson Klein	Boca Raton
30	Garrick Ponder	St. Petersburg
77	Chase Malamala	Palm Beach Gardens
26	Logan Gregory	Clearwater
2	Dominick Hill	Orlando
41	Ahmere Foster	Miami
3	Chuck Montgomery	Seffner
8	Bralon Brown	Miramar
22	Jermane Hayes	University
89	Mike Duran	Miami

GEORGIA (11)		
24	Jaylin Carter	Valdosta
24	Josh Battle	Hoschton
5	JJ Hawkins	Lawrenceville
31	Zachariah Keith	Douglasville
88	Christopher Stokes	Dallas
13	Mathis Haygood	Fayetteville
70	Christian Anderson	Atlanta
20	Robert Henderson	Griffin
18	MaLik Caswell	Midway
19	Shane King	Gainesville
6	Micah Davis	Atlanta

LOUISIANA (8)		
23	Anthony Richard, Jr.	Lafayette
14	J'Mond Tapp	Donaldsonville
92	David Griffin	New Orleans
40	Creighton Wilbanks	Mandeville
75	Hayes Creel	Mt. Hermon
18	Landry Lyddy	Stonewall
84	Kadinn Morris	Denham Springs
81	Cace Reed	Hammond

MARYLAND (3)		
16	Denzel Gardner	Hyattsville
1	Josh Moten	Waldorf
71	Aaryn Parks	Seat Pleasant

MICHIGAN (2)		
67	Broderick Roman	Lansing
63	Blake Bustard	Muskegon

MISSISSIPPI (31)		
0	Jeffery Pittman	Taylorsville
0	Brendan Toles	Oxford
16	Jameer Lewis	McComb
57	Jeramie Posey	Hattiesburg
59	Chris Hayes	Starkville
91	Quinzavious Warren	Canton
95	Mason Clinton	Hattiesburg
99	Cameron Mackey	Clarksdale
25	Zach Ruffin	Philadelphia
27	Malachi Henderson	Hattiesburg
32	Peyton Anderson	Columbia
33	Avery Sledge	Hattiesburg

2025 ROSTER BREAKDOWN

DEFENSIVE BACKS

0	Brendan Toles	CB	6-0	180	R-Sr.	Oxford, Miss. / Lafayette HS
1	Josh Moten	CB	6-0	180	Sr.	Waldorf, Md. / Marshall
2	Dominick Hill	SAF	6-1	205	R-Sr.	Orlando, Fla. / Liberty
3	Ian Foster	SAF	5-10	180	R-So.	Brundidge, Ala. / Marshall
6	Dylan King	DB	6-2	195	R-Jr.	Nashville, Tenn. / East Mississippi CC
8	Ishmael Ibraheem	DB	6-0	175	R-Jr.	Dallas, Texas / Marshall
11	Jonathan Pennix	CB	6-0	180	R-So.	Concord, Va. / Virginia Tech
12	Guylijah Theodule	CB	6-1	170	So.	Miami, Fla. / Marshall
18	MaLik Caswell	SAF	6-0	184	R-Fr.	Midway, Ga. / Marshall
19	Malakai Murphy	CB	6-1	185	So.	Starke, Fla. / Colorado
20	Cameron Knox	SAF	5-8	190	R-Jr.	New Albany, Miss. / New Albany HS
21	Khalil Foster	DB	5-11	180	Fr.	Brundidge, Ala. / Pike County HS
22	Corey Myrick	SAF	6-2	195	So.	Cincinnati, Ohio / Marshall
23	Anthony Richard, Jr.	CB	6-1	195	R-Sr.	Lafayette, La. / Marshall
24	Josh Battle	DB	5-11	202	R-Sr.	Hoschton, Ga. / Chattanooga
26	Shaddai Carter	DB	5-9	165	Fr.	Miami, Fla. / Christopher Columbus HS
39	Javarion Barnett	DB	5-10	180	Jr.	Montgomery, Ala. / Highland CC
41	Ahmere Foster	SAF	5-9	167	Jr.	Miami, Fla. / Marshall
42	Cannon McClain	SAF	6-4	170	R-So.	Hattiesburg, Miss. / Delta State

DEFENSIVE LINE

5	JJ Hawkins	DE	6-2	265	R-Jr.	Lawrenceville, Ga. / Marshall
7	Isaiah Gibson, Sr.	DL	6-4	325	R-Sr.	Springfield, Ohio / Marshall
9	Jabari Ishmael	DL	6-5	265	R-Sr.	Miami, Fla. / Marshall
14	J'Mond Tapp	DL	6-3	255	R-Jr.	Donaldsonville, La. / Arizona State
15	Kyle Davis	DL	6-3	262	R-Sr.	Bloomfield, Conn. / Howard
16	Jameer Lewis	DL	6-2	230	Sr.	McComb, Miss. / Southwest Mississippi CC
29	Jackson Klein	DL	6-1	258	R-Fr.	Boca Raton, Fla. / Marshall
30	Garrick Ponder	DL	6-6	250	R-Jr.	St. Petersburg, Fla. / North Alabama
31	Zachariah Keith	DL	6-6	255	R-So.	Douglasville, Ga. / West Virginia
36	Brodarius Lewis	DT	6-2	300	Gr.	Prattville, Ala. / Jones College
37	Eric Thomas, Jr.	DE	6-2	265	Gr.	Pensacola, Fla. / Arkansas
54	Amir Leonard-Jean Charles	DL	6-4	295	Fr.	Brooklyn, N.C. / Lipscomb Academy (Tenn.)
57	Jeramie Posey	DL	6-3	270	R-So.	Hattiesburg, Miss. / Oak Grove HS
59	Chris Hayes	DL	6-3	250	R-So.	Starkville Miss. / Starkville HS
88	Christopher Stokes	DL	6-3	300	R-Fr.	Dallas, Ga. / Marshall
90	Najae Hallenbeck	DL	6-5	350	R-Sr.	Lakewood, N.J. / Wagner
91	Quinzavious Warren	DL	6-1	320	R-Sr.	Canton, Miss. / UTEP
92	David Griffin	DL	6-1	290	R-So.	New Orleans, La. / Holy Cross HS
95	Mason Clinton	DL	6-5	293	So.	Hattiesburg, Miss. / East Mississippi CC
97	Elijah Kinsler	DL	6-2	270	So.	Oradell, N.J. / West Virginia
98	Jaden Mckinney	DL	6-3	285	Jr.	Collierville, Tenn. / Austin Peay
99	Cameron Mackey	DL	6-3	290	R-So.	Clarksdale, Miss. / Clarksdale HS

LINEBACKERS

13	Mathis Haygood	LB	6-3	230	R-So.	Fayetteville, Ga. / Marshall
17	Michael Montgomery	LB	6-3	240	Jr.	Seattle, Wash. / Portland State
25	Zach Ruffin	LB	6-3	200	Fr.	Philadelphia, Miss. / Neshoba Central HS
27	Malachi Henderson	LB	6-0	220	Fr.	Hattiesburg, Miss. / Oak Grove HS
32	Peyton Anderson	LB	6-1	215	R-Jr.	Columbia, Miss. / Jones College
33	Avery Sledge	LB	6-2	215	Jr.	Hattiesburg, Miss. / Mississippi State
35	Chris Jones	LB	6-0	230	So.	Byram, Miss. / Hartfield Academy
38	Zion Edwards	LB	5-10	220	R-Jr.	Petal, Miss. / Northwest Mississippi CC
53	Joseph Harper	LB	6-1	230	Sr.	Baldwyn, Miss. / Baldwyn HS

SPECIALISTS

26	Logan Gregory	P	5-11	185	Sr.	Clearwater, Fla. / West Florida
30	Andrew Tate	LS	5-10	205	Jr.	Madden, Miss. / Hinds CC
32	Fred Nicholson	LS	5-10	215	Fr.	Gautier, Miss. / Gautier HS
34	Jack Murley	P	6-2	215	Fr.	Cranbourne North, Victoria, Australia / Universal School
46	Luke Beard	LS	6-1	225	R-So.	Ackerman, Miss. / Mississippi State
48	Colin Kapilovic	LS	5-11	215	Fr.	Tuscaloosa, Ala. / Northridge HS
49	Kinnick Manley	LS	6-2	210	R-Jr.	Firestone, Colo. / FIU
40	Creighton Wilbanks	K	5-10	180	Fr.	Mandeville, La. / Mandeville HS
94	Kaden Morgan	K	5-11	175	R-Jr.	Spring, Texas / UT Martin
96	Reed Harradine	K	6-3	225	R-So.	Birmingham, Ala. / Grambling

MISSISSIPPI CONT.

35	Chris Jones	Byram
38	Zion Edwards	Petal
53	Joseph Harper	Baldwyn
30	Andrew Tate	Madden
32	Fred Nicholson	Gautier
46	Luke Beard	Ackerman
52	Cooper Frazier	Corinth
56	Greg Nunnery	McComb
58	RJ Whitehead	Horn Lake
74	Luke Rogers	Brandon
76	Larry Edwards	Belzoni
12	John White	West
5	Matt Jones	Jackson
20	Cameron Knox	New Albany
87	Caston Brown	Hattiesburg
11	Davis Dalton	Madison
80	Zavian Hales	Brandon
83	Dillon Rowley	Columbia
42	Cannon McClain	Hattiesburg

NORTH CAROLINA (2)

54	Amir Leonard-Jean Charles	Brooklyn
9	Elijah Metcalf	Charlotte

NEW JERSEY (2)

90	Najae Hallenbeck	Lakewood
97	Elijah Kinsler	Oradell

NEW YORK (1)

43	Tyrese Weeks	Queens
----	--------------	--------

OHIO (3)

7	Isaiah Gibson, Sr.	Springfield
72	Jahmir Davis	Cincinnati
22	Corey Myrick	Cincinnati

OREGON (1)

79	Liam Cassidy	Portland
----	--------------	----------

SOUTH CAROLINA (4)

64	Camden Myers	Irmo
82	Connor Gooding	Gilbert
23	Trey Horne	Columbia
86	Israel Leamon	Greer

TENNESSEE (2)

6	Dylan King	Nashville
98	Jaden Mckinney	Collierville

TEXAS (9)

8	Ishmael Ibraheem	Dallas
94	Kaden Morgan	Spring
55	Carlos Slayden II	Corpus Christi
1	Braylon Braxton	Frisco
15	Jacobe Robinson	Henderson
14	Robert Briggs	Bellville
88	Kyirin Heath	Mansfield
7	Carl Chester	Manor
85	Elijah Zamora	Bedford

VIRGINIA (3)

11	Jonathan Pennix	Concord
21	TJ Johnson	Chesapeake
2	Tychaun Chapman	Virginia Beach

WASHINGTON (1)

17	Michael Montgomery	Seattle
----	--------------------	---------

WISCONSIN (1)

25	Josiah Basten	Bonduel
----	---------------	---------

AMERICAN SAMOA (1)

62	Aloali'i Maui	Pago Pago
----	---------------	-----------

AUSTRALIA (1)

32	Jack Murley	Cranbourne North, Victoria
----	-------------	----------------------------

THE LAST TIME...

RUSHING	
100 yards	115 - Dreke Clark vs. South Alabama, 11/23/24
200 yards	247 - Frank Gore Jr. at App State, 10/28/23
300 yards	329 - Frank Gore Jr. vs. Rice, 12/17/22
50+ yard touchdown	70 - Kenyon Clay vs. Southeastern, 9/7/24
Two 100-yard performances	128 - Ito Smith vs. Savannah State, 9/10/16
(same game)	116 - George Payne vs. Savannah State, 9/10/16
3 TDs	3 - Kevin Perkins vs. North Alabama, 11/7/20
4 TDs	4 - Tate Whatley vs. Liberty, 10/24/20
5 TDs	5 - Austin Davis vs. UAB, 11/1/08

PASSING	
20 completions	28 - Braylon Braxton at Louisiana Tech, 9/20/25
300 yards	392 - Braylon Braxton at Louisiana Tech, 9/20/25
400 yards	421 - Jack Abraham vs. North Texas, 10/12/19
500 yards	591 - Nick Mullens, 10/1/16
50+ yard touchdown pass	80 - Billy Wiles to Jakarius Caston vs. ULM, 11/4/23
75+ yard touchdown pass	80 - Billy Wiles to Jakarius Caston vs. ULM, 11/4/23
3 TDs	3 - Braylon Braxton vs. Jackson State, 9/6/25

RECEIVING	
10+ receptions	10 - Ti Mims at App State, 10/28/23
100 yards	118 (4) - Carl Chester at Louisiana Tech, 9/20/25
200 yards	209 (7) - Quez Watkins at Troy, 9/14/19
Two 100-yard performances	180 (11) - Jaylond Adams at Troy, 9/14/19
(same game)	209 (7) - Quez Watkins at Troy, 9/14/19
Two with two receiving touchdowns	2 - Ito Smith at Rice, 11/14/15
(same game)	2 - Mike Thomas at Rice, 11/14/15
3 TDs	3 - Quez Watkins vs. Jackson State, 9/1/18

TOUCHDOWN RETURNS (YARDAGE)	
Punt	82 - Ti Mims vs. Old Dominion, 10/7/23
Kickoff	98 - Jakarius Caston at Misissippi State, 11/18/23
Kickoff and punt	89 (kickoff) - Jaylond Adams vs. Alcorn State, 8/31/19
(same game)	80 (punt) - Jaylond Adams vs. Alcorn State, 8/31/19
Blocked Punt	30 - Zach Ruffin vs. Jackson State, 9/6/25
Blocked Field Goal	69 - Braxton Myers at ULM, 10/12/24
Interception	49 - Ian Foster vs. Jax State, 9/27/25
Fumble	12 - Swayze Bozeman vs. Northwestern State, 9/17/22

DEFENSIVE	
2 interceptions	2 - Kelsey Douglas vs. Charlotte, 11/18/17
Defensive Extra Point	85 - Rod Davis at Alabama, 11/29/01

TEAM	
Rushed for 300 or More Yards	301 at App State, 10/28/23
Rushed for 400 or More Yards	463 vs. UAB, 11/1/08
Passed for 300 or More Yards	397 vs. USF, 9/14/24
Passed for 400 or More Yards	400 vs. Northwestern State, 9/17/22
Passed for 500 or More Yards	514 at Troy, 9/14/19
Total Off. Surpassed 400 Yards	514 at Louisiana Tech, 9/20/25
Total Off. Surpassed 500 Yards	514 at Louisiana Tech, 9/20/25
Total Off. Surpassed 600 Yards	626 at Troy, 9/14/19
Scored 50 or More Points	64 vs. NW State, 9/17/22
Shut out an Opponent	37-0 vs. Grambling, 9/11/21
Held an Opp Under 50 Yds Rushing	-6 vs. Texas State, 10/22/22
Held Opp Under 100 Yds Rushing	95 vs. App State, 9/13/25
Held an Opp. Under 50 Yards Passing	44 vs. Alcorn State, 9/2/23
Held an Opp. Under 100 Yards Passing	44 vs. Alcorn State, 9/2/23
Held an Opp. Under 100 Yards of Total Offense	41 vs. Savannah State, 9/10/16

MISCELLANEOUS	
Scored Four or More Touchdowns:	Tate Whatley had four touchdowns vs. Liberty, 10/24/20
Punt of More Than 50 Yards:	Reed Harradine had a punt of 50 yards at Louisiana Tech, 9/20/25
Kicked a 50 or More Yard Field Goal:	Connor Gibbs kicked a 59-yard field goal vs. South Ala., 11/23/24
Three or More Field Goals:	Connor Gibbs kicked three field goals at James Madison, 10/26/24
Had a Safety:	Camron Harrell forced an intentional grounding in end zone vs. Louisiana, 10/27/22
Blocked a Field Goal:	Demeco Roland blocked Max Larson's 41-yard field goal at ULM, 10/12/24
Blocked a Punt:	Trey Horne vs. Jackson State, 9/6/25
Blocked an Extra Point:	Demeco Roland at Jax State, 9/21/24

OPPONENT RUSHING	
100 yards	161 - Caden Creel, Jax State, 9/27/25
200 yards	209 - Spencer Brown, UAB, 10/28/17
50+ yards touchdown	68 - Lincoln Pare, Texas State, 11/16/24
5 TDs	5 - Antowain Smith, Houston, 11/9/96

OPPONENT PASSING	
20 completions	26 - Blake Shapen, Mississippi State, 8/30/25
30 completions	34 - Jake Browning, Washington, 12/26/15
300 yards	335 - Jordan McCloud, Texas State, 11/16/24
400 yards	504 - Kaleb Barker, of Troy, 9/14/19
5 TDs	5 - Bryce Young, Alabama, 9/25/21
50+ yard touchdown pass	57 - Blake Shapen, Mississippi State, 8/30/25
75+ yard touchdown pass	85 - Tyler Ruff, Jax State, 9/21/24

OPPONENT RECEIVING	
10+ receptions	10 - Jaden Barnes, App State, 9/13/25
100 yards	155 - Eli Finley, Louisiana Tech, 9/20/25
50+ yard touchdown reception	57 - Seydou Traore, Mississippi State, 8/30/25

OPPONENT DEFENSE	
2 Interceptions	2 - Juwan Foggie, Charlotte, 10/27/18
3 Interceptions	3 - Amik Robertson, LA Tech, 10/19/19
Safety	Arkansas State, 10/15/22

OPPONENT TOUCHDOWN RETURNS (YARDAGE)	
Punt	70 - Eugene Wilson, Illinois, 9/7/02
Kickoff	94 - Cam Thomas, James Madison, 10/26/24
Blocked Punt	18 - Tra Fluellen, Middle Tennessee, 10/30/21
Blocked Field Goal	68 - Jay Hughes, Mississippi State, 8/30/14
Interception	57 - Wesley Miller, South Alabama, 11/23/24
Fumble	40 - Chris Rodgers, Troy, 11/25/23
2 Fumble TDs	43 - KD Davis, North Texas, 11/6/21
(same game)	37 - Grayson Murphy, North Texas, 11/6/21

OPPONENT TEAM	
Held USM to less than 100 yards of total offense	54 - Alabama, 9/12/92
Held USM to fewer than 100 yards rushing	90 - USF, 9/14/24
Recorded a Shutout	Kentucky, 31-0, 8/31/24
300 yards rushing	369 - USF, 9/14/24
400 yards rushing	414 - Tulane, 9/26/20
400 yards passing	437 - Texas State, 11/16/24
500 yards passing	504 - Troy, 9/14/19
500 tards of total offense	703 - Texas State, 11/16/24
600 yards of total offense	703 - Texas State, 11/16/24
50+ points	58 by Texas State, 11/16/24

OPPONENT MISCELLANEOUS	
5+ TDs	6 - Antowain Smith, Houston, 11/9/96
50+ yard field goal	55 yards - Kyle Ferrie, Mississippi State, 8/30/25
3+ field goals	3 - Nathan Totten, Marshall, 11/9/24
Blocked field goal	37 yards - Kenard Snyder, ULM , 11/4/23
Blocked punt	Reed Linder, Arkansas State, 9/23/23
Blocked extra point	Darold DeNgohe, James Madison, 10/26/24
Defensive extra point	Chris Shearin, James Madison, 10/26/24
70+ yard punt	72 - Kaare Vedvik, Marshall, 10/29/16

2025 HIGH/LOW COMPARISON - INDIVIDUAL

INDIVIDUAL GAME HIGHS - SOUTHERN MISS

CATEGORY	PLAYER
RUSHES	18 - Jeffery Pittman vs. Jax State, 9/27
RUSHING YARDS	80 - Jeffery Pittman vs. Jax State, 9/27
TD RUSHES	2 - Jeffery Pittman vs. App State, 9/13 and vs. Jax State, 9/27
LONG RUSH	25 - Jeffery Pittman vs. Jax State, 9/27
PASS ATTEMPTS	47 - Braylon Braxton at Louisiana Tech, 9/20
PASS COMPLETIONS	28 - Braylon Braxton at Louisiana Tech, 9/20
YARDS PASSING	392 - Braylon Braxton at Louisiana Tech, 9/20
TD PASSES	3 - Braylon Braxton vs. Jackson State, 9/6
LONG PASS	48 - Braylon Braxton vs. App State, 9/13
RECEPTIONS	6 - Carl Chester vs. Mississippi State, 8/30
YARDS RECEIVING	118 - Carl Chester at Louisiana Tech, 9/20
TD RECEPTIONS	1 - 11x
LONG RECEPTION	48 - Elijah Metcalf vs. App State, 9/13
PUNTS	5 - 3x
PUNTING AVG	45.2 - Reed Harradine at Louisiana Tech, 9/20
LONG PUNT	50 - Reed Harradine at Louisiana Tech, 9/20
PUNTS INSIDE 20	2 - 2x
LONG PUNT RETURN	30 - Zach Ruffin vs. Jackson State, 9/6
LONG KICKOFF RETURN	32 - Ian Foster vs. Mississippi State, 8/30
TACKLES	15 - Chris Jones at Louisiana Tech, 9/20
SACKS	3 - J'Mond Tapp vs. App State, 9/13
TACKLES FOR LOSS	3.0 - J'Mond Tapp vs. App State, 9/13
INTERCEPTIONS	1 - 8x

INDIVIDUAL GAME HIGHS - OPPONENTS

CATEGORY	PLAYER
RUSHES	24 - Rashod Dubinion, App State, 9/13
RUSHING YARDS	161 - Caden Creel, Jax State, 9/27
TD RUSHES	2 - Fluff Bothwell, Mississippi State, 8/30
LONG RUSH	73 - Caden Creel, Jax State, 9/27
PASS ATTEMPTS	33 - Blake Shapen, Mississippi State, 8/30
PASS COMPLETIONS	26 - Blake Shapen, Mississippi State, 8/30
YARDS PASSING	272 - Blake Shapen, Mississippi State, 8/30
TD PASSES	1 - 3x
LONG PASS	72 - Blake Baker, Louisiana Tech, 9/20
RECEPTIONS	10 - Jaden Barnes, App State, 9/13
YARDS RECEIVING	154 - Eli Finley, Louisiana Tech, 9/20
TD RECEPTIONS	1 - 3x
LONG RECEPTION	72 - Eli Finley, Louisiana Tech, 9/20
PUNTS	8 - John Hoyet Chance, Louisiana Tech, 9/20
PUNTING AVG	49.8 - John Hoyet Chance, Louisiana Tech, 9/20
LONG PUNT	61 - John Hoyet Chance, Louisiana Tech, 9/20
PUNTS INSIDE 20	4 - John Hoyet Chance, Louisiana Tech, 9/20
LONG PUNT RETURN	24 - Dedrick Latulas, Louisiana Tech, 9/20
LONG KICKOFF RETURN	77 - Errick Simmons, Jackson State, 9/6
TACKLES	13 - Mac Sanders, Jax State, 9/27
SACKS	2 - Malcolm Jones, Jax State, 9/27
TACKLES FOR LOSS	3.0 - Colton Phares, App State, 9/13
INTERCEPTIONS	1 - 3x

2025 HIGH/LOW COMPARISON - TEAM

TEAM GAME HIGHS

OPPONENT	CATEGORY	SOUTHERN MISS
54 - Jax State, 9/27	RUSHES	50 - vs. Jax State, 9/27
262 - Jax State, 9/27	YARDS RUSHING	225 - vs. Jax State, 9/27
4.9 - Jax State, 9/27	YARDS PER RUSH	4.5 - vs. Jax State, 9/27
3 - 2x	TD RUSHES	3 - vs. Jax State, 9/27
52 - App State, 9/13	PASS ATTEMPTS	47 - at Louisiana Tech, 9/20
31 - App State, 9/13	PASS COMPLETIONS	28 - at Louisiana Tech, 9/20
375 - App State, 9/13	YARDS PASSING	392 - at Louisiana Tech, 9/20
11.3 - Louisiana Tech, 9/20	YARDS PER PASS	9.0 - vs. App State, 9/13
1 - 3x	TD PASSES	3 - vs. Jackson State, 9/6
90 - App State, 9/13	TOTAL PLAYS	82 - at Louisiana Tech, 9/20
470 - App State, 9/13	TOTAL OFFENSE	514 - at Louisiana Tech, 9/20
6.0 - Mississippi State, 8/30	YARDS PER PLAY	6.9 - vs. App State, 9/13
34 - Mississippi State, 8/30	POINTS	42 - vs. Jax State, 9/27
2 - 2x	SACKS BY	5 - vs. App State, 9/13
27 - App State, 9/13	FIRST DOWNS	29 - at Louisiana Tech, 9/20
14 - Mississippi State, 8/30	PENALTIES	9 - vs. App State, 9/13
119 - Mississippi State, 8/30	PENALTY YARDS	74 - vs. App State, 9/13
1 - 3x	INTERCEPTIONS BY	3 - vs. App State, 9/13
8 - Louisiana Tech, 9/20	PUNTS	5 - 3x
49.8 - Louisiana Tech, 9/20	PUNTING AVG	45.2 - at Louisiana Tech, 9/20
61 - Louisiana Tech, 9/20	LONG PUNT	50 - at Louisiana Tech, 9/20
4 - Louisiana Tech, 9/20	PUNTS INSIDE 20	2 - 2x
24 - Louisiana Tech, 9/20	LONG PUNT RETURN	30 - vs. Jackson State, 9/6

TEAM GAME LOWS

OPPONENT	CATEGORY	SOUTHERN MISS
38 - 2x	RUSHES	25 - vs. App State, 9/13
95 - App State, 9/13	YARDS RUSHING	102 - vs. Mississippi State, 8/30
2.5 - App State, 9/13	YARDS PER RUSH	2.9 - vs. Mississippi State, 8/30
2 - 3x	TD RUSHES	0 - 2x
21 - Louisiana Tech, 9/20	PASS ATTEMPTS	22 - vs. Jax State, 9/27
13 - Jax State, 9/27	PASS COMPLETIONS	13 - vs. Jax State, 9/27
128 - Jax State, 9/27	YARDS PASSING	152 - vs. Jax State, 9/27
4.7 - Jackson State, 9/6	YARDS PER PASS	5.1 - vs. Mississippi State, 8/30
0 - 2x	TD PASSES	2 - 4x
59 - Louisiana Tech, 9/20	TOTAL PLAYS	56 - vs. App State, 9/13
322 - Jackson State, 9/6	TOTAL OFFENSE	301 - vs. Mississippi State, 8/30
4.6 - Jackson State, 9/6	YARDS PER PLAY	4.1 - vs. Mississippi State, 8/30
20 - Jackson State, 9/6	POINTS	17 - vs. Mississippi State, 8/30
1 - 3x	SACKS BY	1 - vs. Mississippi State, 8/30
14 - Louisiana Tech, 9/20	FIRST DOWNS	18 - 2x
6 - Jax State, 9/27	PENALTIES	4 - vs. Jackson State, 9/6
53 - Jax State, 9/27	PENALTY YARDS	43 - vs. Jackson State, 9/6
0 - 2x	INTERCEPTIONS BY	0 - at Louisiana Tech, 9/20
4 - 3x	PUNTS	3 - vs. Jackson State, 9/6
25.2 - Jackson State, 9/6	PUNTING AVG	31.0 - vs. App State, 9/13
40 - Jackson State, 9/6	LONG PUNT	42 - vs. Jackson State, 9/6
0 - 2x	PUNTS INSIDE 20	0 - at Louisiana Tech, 9/20
0 - 3x	LONG PUNT RETURN	0 - vs. Mississippi State, 8/30

LAST 10 SINGLE-GAME PERFORMANCES

10+ TACKLES GAME

PLAYER	DATE	OPPONENT	TACKLES
Chris Jones	9/20/25	Louisiana Tech	15
Michael Montgomery	9/20/25	Louisiana Tech	13
Michael Montgomery	9/13/25	App State	13
Ian Foster	9/13/25	App State	12
Chris Jones	9/13/25	App State	12
Chris Jones	8/30/25	Mississippi State	13
Josh Moten	8/30/25	Mississippi State	11
Jay Jones	10/26/24	James Madison	10
Tre' Pinkney	10/5/24	Louisiana	12
Elijah Sabbatini	10/5/24	Louisiana	10

100+ YARD RECEIVING GAME

PLAYER	DATE	OPPONENT	REC. YARDS
Carl Chester	9/20/25	Louisiana Tech	118
Tychaun Chapman	9/13/25	App State	112
Ti Mims	9/14/24	South Florida	128
Larry Simmons	9/7/24	Southeastern	100
Ti Mims	10/25/23	App State	141
Latreal Jones	9/30/23	Texas State	124
Jakarius Caston	9/2/23	Alcorn State	104
Jason Brownlee	11/16/22	South Alabama	109
Jason Brownlee	11/12/22	Coastal Carolina	123
Jason Brownlee	10/27/22	Louisiana	102

300-YARD PASSING GAME

PLAYER	DATE	OPPONENT	PASS YARDS
Braylon Braxton	9/20/25	Louisiana Tech	392
Jake Lange	10/2/21	Rice	304
Jack Abraham	9/3/20	South Alabama	314
Jack Abraham	10/19/19	Lousiana Tech	327
Jack Abraham	10/12/19	North Texas	421
Jack Abraham	10/13/18	North Texas	318
Jack Abraham	9/28/19	UTEP	351
Jack Abraham	9/14/19	Troy	463
Jack Abraham	9/22/18	Rice	428
Jack Abraham	9/8/18	ULM	378

10+ RECEPTIONS GAME

PLAYER	DATE	OPPONENT	RECEPTIONS
Ti Mims	10/28/23	App State	10
Jason Brownlee	10/8/22	at Troy	12
Demarcus Jones	9/26/20	Tulane	11
Tim Jones	10/26/19	at Rice	10
Jaylond Adams	9/14/19	at Troy	11
Jordan Mitchell	10/13/18	at North Texas	12
Quez Watkins	9/8/18	ULM	11
Allenzae Staggers	12/17/16	Louisiana	11
D.J. Thompson	11/25/16	Louisiana Tech	12
D.J. Thompson	10/31/15	UTEP	10

100-YARD RUSHING GAME

PLAYER	DATE	OPPONENT	RUSH YDS
Dreke Clark	11/23/24	South Alabama	115
Frank Gore Jr.	11/9/23	Louisiana	158
Frank Gore Jr.	11/4/23	ULM	131
Frank Gore Jr.	10/28/23	App State	247
Frank Gore Jr.	9/30/23	Texas State	123
Frank Gore Jr.	9/23/23	Arkansas State	132
Frank Gore Jr.	12/17/22	Rice	329
Frank Gore Jr.	11/26/22	ULM	199
Frank Gore Jr.	9/3/22	Liberty	178
Dajon Richard	11/13/21	UTSA	123

200+ ALL-PURPOSE YARDS GAME

PLAYER	DATE	OPPONENT	A-P YDS
Jakarius Caston	11/18/23	Mississippi State	205
Frank Gore Jr.	10/25/23	at App State	260
Frank Gore Jr.	12/17/22	Rice	329
Frank Gore Jr.	11/26/22	at ULM	225
Quez Watkins	9/14/19	at Troy	209
Jaylond Adams	8/31/19	Alcorn State	203
Quez Watkins	9/1/18	Jackson State	241
Ito Smith	9/16/17	at ULM	254
Allenzae Staggers	12/17/16	Louisiana	233
Allenzae Staggers	10/1/16	Rice	292

SCORING DRIVES

SOUTHERN MISS SCORING DRIVES

QTR	CLOCK	PLAY	PLS	YDS	TIME
MISSISSIPPI STATE					
1	7:54	Harradine 43-yard FG	4	1	0:38
2	9:32	M. Davis 3 pass from Braxton	12	81	4:25
4	0:33	TJ Johnson 7 pass from Braxton	10	73	4:16

JACKSON STATE					
1	12:06	Ruffin 30 blocked punt return	-	-	-
1	0:23	B. Brown 8 pass from Braxton	12	87	4:15
2	10:44	Harradine 35-yard FG	7	58	2:32
3	5:29	M. Davis 15 pass from Braxton	7	45	2:48
4	14:54	Morris 10 pass from Braxton	11	65	3:51
4	9:59	Briggs, Jr. 15 run	7	75	3:25

APP STATE					
1	4:05	Pittman 5 run	10	75	2:57
2	14:09	Harradine 39-yard FG	9	52	3:42
2	10:40	I. Foster 99 INT return	-	-	-
3	11:20	Briggs, Jr. 8 pass from Braxton	9	75	3:40
4	11:23	Pittman 9 run	5	69	2:07
4	9:29	M. Davis 21 pass from Braxton	3	61	0:54

LOUISIANA TECH					
1	12:15	Heath 30 pass from Braxton	4	75	1:28
1	3:29	Harradine 38-yard FG	10	55	4:41
3	0:58	Harradine 30-yard FG	7	52	1:58
4	0:22	Dalton 34 pass from Braxton	9	80	1:28

JAX STATE					
1	11:14	Pittman 1 run	4	25	1:31
1	6:38	Pittman 3 run	4	80	1:17
2	0:05	Braxton 6 run	11	48	1:50
3	5:52	Morris 6 pass from Braxton	7	67	3:30
3	1:55	Chester 13 pass from Braxton	6	75	2:38
4	1:27	I. Foster 49 INT retrn	-	-	-

OPPONENT SCORING DRIVES

QTR	CLOCK	PLAY	PLS	YDS	TIME
MISSISSIPPI STATE					
1	13:35	Traore 57 pass from Shapen	6	75	1:25
1	3:35	Ferrie 55-yard FG	10	38	4:19
2	0:03	Ferrie 30-yard FG	15	63	5:56
3	9:34	Bothwell 6 run	8	66	3:10
3	4:57	Bothwell 1 run	11	67	2:59
3	1:52	Booth 3 run	9	42	2:58

JACKSON STATE					
1	4:45	Baeza 46-yard FG	8	44	3:45
2	13:16	E. Matthews 21 run	5	75	2:07
4	13:24	Baeza 40-yard FG	4	0	1:17
4	5:32	A. Miller 8 run	11	75	4:18

APP STATE					
1	7:02	Dubinion 2 run	7	62	2:50
3	1:06	J. Lewis 10 run	12	70	4:45
4	0:51	Barnes 3 pass from Wiles	9	70	3:19

LOUISIANA TECH					
1	13:43	B. Baker 1 run	2	74	0:34
1	8:10	Henderson 24-yard FG	9	69	4:05
1	0:46	Wiggins 3 run	7	65	2:43
2	14:01	Fields 48-INT return	-	-	-
2	0:23	Thevenin 1 run	14	80	6:05

JAX STATE					
1	0:45	Rippa 35-yard FG	15	57	5:53
3	4:33	Rechsteiner 4 pass from Creel	3	75	1:19
4	7:23	Creel 5 run	14	89	6:20
4	0:23	Cook 8 run	5	75	1:04

SCORING DRIVE ANALYSIS

	Southern Miss		Opponents	
	TD	FG	TD	FG
Negative	0	0	0	0
0-10	0	1	0	1
10-19	0	0	0	0
20-29	1	0	0	0
30-39	0	0	0	1
40-49	2	0	1	1
50-59	0	4	0	1
60-69	4	0	4	2
70-79	6	0	8	0
80-89	4	0	2	0
90-99	0	0	0	0

GAME-OPENING DRIVES

	Southern Miss			Opponents		
	PL-YDS	TIME	RES.	PL-YDS	TIME	RES.
Mississippi State	8-25	3:58	Punt	5-75	1:25	TD
Jackson State	6-13	2:54	Punt	4-6	0:46	FG Miss
App State	3-(-3)	1:19	Punt	9-71	3:49	INT
LA Tech	3-3	0:43	Punt	2-74	0:34	TD
Jax State	5-12	2:08	Punt	1-(-4)	0:07	Fumble
Georgia Southern						
Louisiana						
ULM						
Arkansas State						
Texas State						
South Alabama						
Troy						

2ND HALF-OPENING DRIVES

	Southern Miss			Opponents		
	PL-YDS	TIME	RES.	PL-YDS	TIME	RES.
Mississippi State	6-(-1)	2:06	Punt	8-66	3:10	TD
Jackson State	5-20	2:20	Punt	9-21	4:14	Punt
App State	9-75	3:40	TD	3-(-5)	1:27	Punt
LA Tech	3-9	2:03	Punt	4-6	1:55	Punt
Jax State	3-(-8)	2:02	Punt	5-12	2:23	Punt
Georgia Southern						
Louisiana						
ULM						
Arkansas State						
Texas State						
South Alabama						
Troy						

EXPLOSIVE PLAYS BREAKDOWN

SOUTHERN MISS PLAYS - 20-PLUS YARDS

Yards (TD*)	Type	Player(s)	Opponent
48	Pass	Metcalf pass from Braxton	App State
43	Pass	Chapman pass from Braxton	Jax State
42	Pass	Chester pass from Braxton	Louisiana Tech
41	Pass	Chapman pass from Braxton	App State
40	Pass	B. Brown pass from Braxton	Jackson State
39	Pass	Chester pass from Braxton	Louisiana Tech
37	Pass	Pittman pass from Braxton	Mississippi State
34*	Pass	Chester pass from Braxton	Louisiana Tech
33	Pass	Chapman pass from Braxton	App State
30*	Pass	Heath pass from Braxton	Louisiana Tech
30	Pass	M. Davis pass from Braxton	Jax State
28	Pass	K. Morris pass from Braxton	Mississippi State
27	Pass	M. Jones pass from Braxton	Jax State
26	Pass	Chapman pass from Braxton	App State
25	Run	Pittman rush	Jax State
24	Pass	Metcalf pass from Braxton	Louisiana Tech
23	Pass	Chester pass from Braxton	Jackson State
23	Run	Pittman rush	Jackson State
23	Pass	Chester pass from Braxton	Louisiana Tech
22	Pass	Chester pass from Braxton	Mississippi State
22	Pass	Heath pass from Braxton	Louisiana Tech
21*	Pass	M. Davis pass from Braxton	App State
20	Pass	Chester pass from Braxton	Louisiana Tech

Special Teams Explosive Plays - 30-Plus for Kick Returns/20-Plus Yards for Punt Returns

Yards (TD*)	Type	Player(s)	Opponent
32	KO Return	Ian Foster	Mississippi State
30*	Punt Block Return	Zach Ruffin	Jackson State
30	KO Return	Micah Davis	Jackson State

Defensive Explosive Plays

Yards (TD*)	Type	Player(s)	Opponent
99*	Interception	Ian Foster	App State
49*	Interception	Ian Foster	Jax State
20	Interception	Ahmere Foster	Jackson State

20+ Yard Plays (Rush, Pass, Interception, Punt Return)

40+ Yard Plays (Kick Returns)

* Touchdown scored on play

SOUTHERN MISS LONGEST SCORING PLAYS BY PLAYER

Player	Rush	Rec.	KR	PR	IR	FR
Robert Briggs, Jr.	15	8	--	--	--	--
Braylon Braxton	6	--	--	--	--	--
Bralon Brown	--	8	--	--	--	--
Carl Chester	--	13	--	--	--	--
Davis Dalton	--	34	--	--	--	--
Micah Davis	--	21	--	--	--	--
Ian Foster	--	--	--	--	99	--
Kyirin Heath	--	30	--	--	--	--
TJ Johnson	--	3	--	--	--	--
Kadinn Morris	--	10	--	--	--	--
Jeffery Pittman	9	--	--	--	--	--
Zach Ruffin	--	--	--	30	--	--
TOTAL	15	34	--	30	99	--

SOUTHERN MISS LONGEST PLAYS BY TYPE

Long Plays by Type (20+)	NO.	TD
Rushing	2	--
Passing	21	3
Punt Returns	1	1
Kick Returns	2	--
Interceptions	2	2
Fumble Returns	1	--
TOTALS	29	6

SOUTHERN MISS LONGEST PLAYS BY YARDS

Long Plays by Yards	NO.	TD
100	--	--
90-99	1	1
80-89	--	--
70-79	--	--
60-69	--	--
50-59	--	--
40-49	6	1
30-39	9	3
20-29	13	1
TOTALS	29	6

SOUTHERN MISS LONGEST PLAYS

Play Type	YARDAGE	PLAYER (OPPONENT)
Rush	25	Jeffery Pittman (Jax State)
Rushing Touchdown	15	Robert Briggs, Jr. (Jackson State)
Passing	48	Braylon Braxton to Elijah Metcalf (App State)
Passing Touchdown	34	Braylon Braxton to Davis Dalton (Louisiana Tech)
Punt Return	30	Zach Ruffin (Jackson State)
Kick Return	32	Ian Foster (Mississippi State)
Punt	50	Reed Harradine (Louisiana Tech)
Interception	99	Ian Foster (App State)
Field Goal	43	Reed Harradine (Mississippi State)

OPPONENT LONGEST PLAYS

Play Type	YARDAGE	PLAYER (OPPONENT)
Rush	73	Caden Creel (Jax State)
Rushing Touchdown	21	Emari Matthews (Jackson State)
Passing	72	Blake Baker (Louisiana Tech)
Passing Touchdown	72	Blake Baker to Eli Finley (Louisiana Tech)
Punt Return	24	Dedrick Latulas (Louisiana Tech)
Kick Return	77	Erick Simmons (Jackson State)
Punt	61	John Hoyet Chance (Louisiana Tech)
Field Goal	55	Kyle Ferrie (Mississippi State)

SOUTHERN MISS vs. OPPONENT LONGEST PLAYS

	Southern Miss Long Plays				Opponent Long Plays			
	Rush	Pass	Total	ST/DEF	Rush	Pass	Total	ST
Mississippi State	12	37	37	32	16	57	57	0
Jackson State	23	40	40	30	47	22	47	77
App State	16	48	48	99	17	42	42	25
LA Tech	19	42	42	4	16	72	72	24
Jax State	25	43	43	49	73	54	73	20
Georgia Southern	-	-	-	-	-	-	-	-
Louisiana	-	-	-	-	-	-	-	-
ULM	-	-	-	-	-	-	-	-
Arkansas State	-	-	-	-	-	-	-	-
Texas State	-	-	-	-	-	-	-	-
South Alabama	-	-	-	-	-	-	-	-
Troy	-	-	-	-	-	-	-	-
TOTALS	25	48	48	99	73	72	72	77

2025 STARTING ASSIGNMENTS

OFFENSE

OPPONENT	WR	WR	LT	LG	C	RG	RT	TE	WR	QB	RB
Mississippi State	B. Brown	Chester	Nunnery	Rogers	Roman	Maui	Creel	Heath	Metcalf	Braxton	Pittman
Jackson State	B. Brown	Chester	Bustard	Nunnery	Roman	Maui	Creel	Morris	Metcalf	Braxton	Pittman
App State	B. Brown	Chester	Bustard	Nunnery	Roman	Maui	Creel	Morris	Metcalf	Braxton	Pittman
LA Tech	B. Brown	Chester	Bustard	Nunnery	Roman	Maui	Creel	Heath	Metcalf	Braxton	Briggs, Jr.
Jax State	M. Davis	Chester	Bustard	Nunnery	Roman	Slayden	Creel	Heath	Metcalf	Braxton	Pittman
Georgia Southern											
Louisiana											
ULM											
Arkansas State											
Texas State											
South Alabama											
Troy											

DEFENSE

OPPONENT	DE	NG	DT	DE	MLB	WLB	STINGER	BC	BS	FS	FC
Mississippi State	Tapp	Gibson, Sr.	B. Lewis	Ishmael	C. Jones	Montgomery	I. Foster	Richard	A. Foster	Battle	Moten
Jackson State	Tapp	Gibson, Sr.	B. Lewis	Ishmael	C. Jones	Montgomery	I. Foster	Richard	A. Foster	Myrick	Moten
App State	Tapp	Gibson, Sr.	B. Lewis	Ishmael	C. Jones	Montgomery	I. Foster	Richard	A. Foster	Myrick	Moten
LA Tech	Tapp	Gibson, Sr.	B. Lewis	Ponder	C. Jones	Montgomery	I. Foster	Richard	A. Foster	Myrick	Moten
Jax State	Hawkins	Gibson, Sr.	B. Lewis	Ponder	C. Jones	Montgomery	I. Foster	Richard	A. Foster	Myrick	Moten
Georgia Southern											
Louisiana											
ULM											
Arkansas State											
Texas State											
South Alabama											
Troy											

GAME 1 RECAP

MISSISSIPPI STATE (1-0)	34
SOUTHERN MISS (0-1)	17

August 30, 2025 | Hattiesburg, Miss.
Carlisle-Faulkner Field at M.M. Roberts Stadium | Kickoff: 11:03 a.m. | Duration: 3:30 | Attendance: 33,485
TV: ESPN | Roy Philpott (BBP), Sam Acho (Analyst), Taylor Davis (Sideline)

SOUTHERN MISS STATS

PASSING	Comp.	Att.	Yds.	TD	Int	Long	Sack
Braylon Braxton	26	39	199	2	1	37	1
RECEIVING	Targ.	No.	Yds.	YAC	TD	Long	
Jeffery Pittman	5	5	51	50	0	37	
Carl Chester	10	6	53	24	0	22	
Matt Jones	3	3	7	11	0	5	
Kadinn Morris	2	2	38	9	0	28	
Elijah Metcalf	4	2	13	9	0	12	
Charles Montgomery	2	2	13	14	0	11	
Micah Davis	3	2	6	4	1	3	
TJ Johnson	1	1	7	0	1	7	
Kyirin Heath	3	1	5	4	0	5	
Jaylin Carter	1	1	4	7	0	4	
Robert Briggs Jr.	2	1	2	6	0	2	
Bralon Brown	1	0	0	0	0	0	
Tychaun Chapman	1	0	0	0	0	0	
Grant Page	1	0	0	0	0	0	

RUSHING	Att.	Gain	Lost	Net	TD	Long	Avg.
Braylon Braxton	12	62	4	58	0	12	4.8
Robert Briggs Jr.	7	18	0	18	0	6	2.6
Jeffery Pittman	9	21	5	16	0	6	1.8
Matt Jones	5	11	0	11	0	5	2.2

DEFENSE	Solo	Ast	Total	Sacks/Yds	TFL/Yds	FF	FR/Yds	INT	PBU
Josh Moten	5	6	11	0.0-0	0.0-0	0	0-0	0	2
Chris Jones	4	9	13	0.0-0	0.5-0	0	0-0	0	0
Josh Battle	3	3	6	0.0-0	0.0-0	0	0-0	0	0
Ian Foster	2	5	7	0.0-0	0.5-1	0	0-0	0	0
Corey Myrick	2	5	7	0.0-0	0.0-0	0	0-0	0	0
Joseph Harper	1	6	7	0.0-0	0.0-0	0	0-0	0	1
JJ Hawkins	2	4	6	1.0-6	1.5-6	1	0-0	0	0
Michael Montgomery	0	5	5	0.0-0	0.0-0	0	0-0	1	0
Ahmere Foster	1	4	5	0.0-0	0.0-0	0	0-0	0	0
Jabari Ishmael	1	4	5	0.0-0	0.5-2	0	0-0	0	1
Jaden McKinney	0	5	5	0.0-0	0.5-2	0	0-0	0	0
Anthony Richard, Jr.	0	4	4	0.0-0	0.0-0	0	0-0	0	0
Mason Clinton	1	2	3	0.0-0	0.5-1	0	0-0	0	0
J'Mond Tapp	1	3	4	0.0-0	0.0-0	0	0-0	0	0
Dylan King	0	3	3	0.0-0	0.0-0	0	0-0	0	0
Dominick Hill	1	1	2	0.0-0	0.0-0	0	0-0	0	0
Brodarius Lewis	0	2	2	0.0-0	0.0-0	0	0-0	0	0
Mathias Haygood	1	0	1	0.0-0	0.0-0	0	0-0	0	0

RETURNS	PUNTS			KICKOFFS		
	No.	Yds	Long	No.	Yds	Long
Ian Foster	0	0	0	1	32	32

PUNTING	No.	Yds	Avg.	Long	I20	TB	50+
Jack Murley	5	214	42.8	49	1	1	0

FIELD GOALS	Made	Att.	Long	Kicks
Reed Harradine	1	1	43	Made 43

KICKOFFS	No.	Yds	TB	OB	Avg.
Reed Harradine	4	243	3	1	60.8



Junior linebacker **Michael Montgomery** created the lone Golden Eagle turnover as he recorded an interception in the first quarter. Montgomery finished with six tackles in his Southern Miss debut.

SCORING SUMMARY

	1st	2nd	3rd	4th	Final
Mississippi State	10	3	21	0	34
Southern Miss	3	7	0	7	17

	Qtr.	Time	Scoring Play
Mississippi State	1st	13:35	S.Traore 57 yd pass from B.Shapen (K.Ferrie kick)
Southern Miss	1st	7:54	R.Harradine 43 yd FG
Mississippi State	1st	3:35	K.Ferrie 55 yd FG
Southern Miss	2nd	9:32	M.Davis 3 yd pass from B.Braxton (R.Harradine kick)
Mississippi State	2nd	0:03	K.Ferrie 30 yd FG
Mississippi State	3rd	9:34	F.Bothwell 6 yd rush (K.Ferrie kick)
Mississippi State	3rd	4:57	F.Bothwell 1 yd rush (K.Ferrie kick)
Mississippi State	3rd	1:52	D.Booth 3 yd rush (K.Ferrie kick)
Southern Miss	4th	0:33	T.Johnson 7 yd pass from B.Braxton (R.Harradine kick)

TEAM STATS

	SOUTHERN MISS	MISSISSIPPI STATE
First Downs	18	24
Rushes-Yards (NET)	35-102	41-186
Passing Yds (NET)	199	279
Comp-Att-Int	26-39-1	27-36-1
Total Offense Plays - Yards	74-301	77-465
Fumble Returns - Yards	0-0	0-0
Punt Returns - Yards	0-0	3-0
Kickof Returns - Yards	1-32	0-0
Interception Returns - Yards	1-0	1-0
Punts (Number-Avg)	5-214	4-160
Fumbles - Lost	0-0	1-0
Penalties - Yards	8-60	14-119
Possession Time	29:39	30:21
Third-Down Conversions	10-19	8-14
Fourth-Down Conversions	1-3	0-0
Red-Zone Scores-Chances	2-3	4-4
Sacks By: Numbers-Yards	1-6	1-4

GAME 2 RECAP

JACKSON STATE (1-1)	20
SOUTHERN MISS (1-1)	38

September 6, 2025 | Hattiesburg, Miss.
Carlisle-Faulkner Field at M.M. Roberts Stadium | Kickoff: 4:02 p.m. | Duration: 3:34 | Attendance: 32,011
TV: ESPN+ | Jason Baker (PBP), Austin Davis (Analyst)

SOUTHERN MISS STATS

PASSING	Comp.	Att.	Yds.	TD	Int	Long	Sack
Braylon Braxton	20	30	214	3	0	40	2
RECEIVING	Targ.	No.	Yds.	YAC	TD	Long	
Elijah Metcalf	5	5	45	38	0	11	
Bralon Brown	4	3	52	4	1	40	
Carl Chester	8	3	40	1	0	23	
Micah Davis	4	3	38	42	1	15	
Kadinn Morris	4	2	25	1	1	15	
Jermane Hayes	1	1	11	13	0	11	
Matt Jones	2	1	8	10	0	8	
Tychaun Chapman	1	1	4	5	0	4	
Jeffery Pittman	1	1	2	2	0	2	
Robert Briggs Jr.	1	1	0	0	0	0	
Cace Reed	1	1	-1	2	0	0	

RUSHING	Att.	Gain	Lost	Net	TD	Long	Avg.
Jeffery Pittman	10	71	0	71	0	23	7.1
Robert Briggs Jr.	8	32	2	30	1	15	3.8
Braylon Braxton	10	38	18	20	0	17	2.0
Matt Jones	7	17	1	16	0	7	2.3
Jaylin Carter	1	2	0	2	0	2	2.0

DEFENSE	Solo	Ast	Total	Sacks/Yds	TFL/Yds	FF	FR/Yds	INT	PBU
Michael Montgomery	1	7	8	0.0-0	0.0-0	0	0-0	0-0	0
Josh Battle	4	2	6	1.0-7	1.0-7	0	0-0	0-0	0
Josh Moten	4	2	6	0.0-0	0.0-0	0	0-0	0-0	0
Mathias Haygood	3	3	6	1.0-1	1.0-1	0	0-0	0-0	0
Chris Jones	0	6	6	0.0-0	0.5-0	0	0-0	0-0	1
Brodarius Lewis	0	5	5	0.0-0	0.0-0	0	0-0	0-0	1
J'Mond Tapp	0	5	5	0.0-0	0.0-0	0	0-0	0-0	0
Garrick Ponder	2	2	4	1.0-8	2.0-10	0	0-0	0-0	0
Ian Foster	1	3	4	0.0-0	0.0-0	0	0-0	0-0	0
Isaiah Gibson	0	4	4	0.0-0	0.5-1	0	0-0	0-0	0
Joseph Harper	2	1	3	0.0-0	0.0-0	0	0-0	0-0	1
Ahmere Foster	1	2	3	0.0-0	0.0-0	0	0-0	1-20	0
Jonathan Pennix	1	2	3	0.0-0	0.0-0	0	0-0	0-0	1
Jaden McKinney	1	2	3	0.0-0	0.0-0	0	0-0	0-0	0
Jabari Ishmael	0	3	3	0.0-0	0.0-0	0	0-0	0-0	0
Anthony Richard, Jr.	2	0	2	0.0-0	0.0-0	0	0-0	0-0	2
Jameer Lewis	2	0	2	0.0-0	1.0-2	0	0-0	0-0	0
Brendan Toles	2	0	2	0.0-0	0.0-0	0	0-0	0-0	0
MaLik Caswell	0	2	2	0.0-0	0.0-0	0	0-0	1-23	0
JJ Hawkins	1	0	1	0.0-0	1.0-1	0	0-0	0-0	0
Khalil Foster	1	0	1	0.0-0	0.0-0	0	0-0	0-0	0
Corey Myrick	0	1	1	0.0-0	0.0-0	0	0-0	0-0	1
Malakai Murphy	0	1	1	0.0-0	0.0-0	0	0-0	0-0	0
Zach Ruffin	0	1	1	0.0-0	0.0-0	0	0-0	0-0	0

RETURNS	PUNTS			KICKOFFS		
	No.	Yds	Long	No.	Yds	Long
Ahmere Foster	1	8	8	0	0	0
Zach Ruffin	0	30	30	0	0	0
Elijah Metcalf	2	33	20	0	0	0
Micah Davis	0	0	0	2	54	30

PUNTING	No.	Yds	Avg.	Long	I20	TB	50+
Jack Murley	3	119	39.7	42	2	0	0

FIELD GOALS	Made	Att.	Long	Kicks
Reed Harradine	1	3	35	Made 35, Missed 54, Missed 45

KICKOFFS	No.	Yds	TB	OB	Avg.
Reed Harradine	7	454	3	1	64.6



Southern Miss Quarterback **Braylon Braxton** threw for three touchdown passes. He became the first Golden Eagle quarterback to throw for at least three touchdown passes and no interceptions since Ty Keyes did so against Northwestern State on Sept. 17, 2022

SCORING SUMMARY

	1st	2nd	3rd	4th	Final
Jackson State	3	7	0	10	20
Southern Miss	14	3	7	14	38
	Qtr.	Time	Scoring Play		
Southern Miss	1st	12:06	Z.Ruffin 30 yd blocked punt return (R.Harradine kick)		
Jackson State	1st	4:45	G.Baeza 46 yd FG		
Southern Miss	1st	0:23	B.Brown 8 yd pass from B.Braxton (R.Harradine kick)		
Jackson State	2nd	13:16	E.Matthews 21 yd rush (G.Baeza kick)		
Southern Miss	2nd	10:44	R.Harradine 35 yd FG		
Southern Miss	3rd	5:29	M.Davis 15 yd pass from B.Braxton (R.Harradine kick)		
Southern Miss	4th	14:54	K.Morris 10 yd pass from B.Braxton (R.Harradine kick)		
Jackson State	4th	13:24	G.Baeza 40 yd FG		
Southern Miss	4th	9:59	R.Briggs Jr. 15 yd rush (R.Harradine kick)		
Jackson State	4th	5:30	A.Miller 8 yd rush (G.Baeza kick)		

TEAM STATS

	SOUTHERN MISS	JACKSON STATE
First Downs	25	19
Rushes-Yards (NET)	36-139	42-191
Passing Yds (NET)	224	131
Comp-Att-Int	22-32-0	14-28-2
Total Offense Plays - Yards	68-363	70-322
Fumble Returns - Yards	0-0	0-0
Punt Returns - Yards	3-71	1-13
Kickof Returns - Yards	2-54	3-115
Interception Returns - Yards	2-43	0-0
Punts (Number-Avg)	3-39.7	1-13
Fumbles - Lost	0-0	0-0
Penalties - Yards	4-43	12-87
Possession Time	28:45	31:15
Third-Down Conversions	4-11	5-16
Fourth-Down Conversions	0-0	1-1
Red-Zone Scores-Chances	5-5	1-1
Sacks By: Numbers-Yards	3-16	2-17

GAME 3 RECAP

APP STATE (2-1)	22
SOUTHERN MISS (2-1)	38

September 13, 2025 | Hattiesburg, Miss.
Carlisle-Faulkner Field at M.M. Roberts Stadium | Kickoff: 6:02 p.m. | Duration: 3:27 | Attendance: 24,534
TV: ESPN+ | Jason Baker (PBP), Austin Davis (Analyst)

SOUTHERN MISS STATS

PASSING	Comp.	Att.	Yds.	TD	Int	Long	Sack
Braylon Braxton	22	30	279	2	1	48	1
RECEIVING	Targ.	No.	Yds.	YAC	TD	Long	
Tychaun Chapman	4	4	112	58	0	41	
Jeffery Pittman	4	4	9	19	0	6	
Elijah Metcalf	3	3	66	43	0	48	
Micah Davis	3	3	30	12	1	21	
Bralon Brown	5	3	22	11	0	11	
Robert Briggs Jr.	2	2	22	8	1	14	
Kyirin Heath	3	2	20	7	0	13	
Kadinn Morris	1	1	-2	1	0	0	
Carl Chester	4	0	0	0	0	0	
Grant Page	1	0	0	0	0	0	
RUSHING	Att.	Gain	Lost	Net	TD	Long	Avg.
Jeffery Pittman	6	39	0	39	2	16	6.5
Braylon Braxton	7	37	10	27	0	19	3.9
Robert Briggs Jr.	3	21	0	21	0	8	7.0
Matt Jones	3	13	0	13	0	8	4.3

DEFENSE	Solo	Ast	Total	Sacks/Yds	TFL/Yds	FF	FR/Yds	INT	PBU
Michael Montgomery	0	13	13	0.0-0	0.0-0	0	0-0	0-0	1
Ian Foster	5	7	12	0.0-0	0.0-0	0	0-0	1-99	3
Chris Jones	1	11	12	0.0-0	0.0-0	0	0-0	0-0	1
J'Mond Tapp	3	4	7	3.0-26	3.0-26	0	0-0	0-0	0
Josh Battle	2	5	7	0.0-0	0.5-3	0	0-0	0-0	0
Joseph Harper	1	6	7	0.0-0	0.0-0	0	0-0	0-0	0
Corey Myrick	5	1	6	0.0-0	0.0-0	0	0-0	0-0	1
Josh Moten	2	4	6	0.0-0	0.0-0	0	0-0	0-0	1
Jameer Lewis	1	4	5	1.0-9	1.0-9	0	0-0	0-0	0
Eric Thomas Jr.	3	0	3	1.0-7	1.0-7	0	0-0	0-0	0
Anthony Richard, Jr.	2	1	3	0.0-0	0.5-3	0	0-0	1-0	1
Jabari Ishmael	1	2	3	0.0-0	0.0-0	0	0-0	0-0	1
Jaden McKinney	1	2	3	0.0-0	0.0-0	0	0-0	0-0	0
Isaiah Gibson	0	3	3	0.0-0	0.0-0	0	0-0	0-0	0
Avery Sledge	2	0	2	0.0-0	0.0-0	0	0-0	0-0	0
Ahmere Foster	0	2	2	0.0-0	0.0-0	0	0-0	0-0	0
JJ Hawkins	0	2	2	0.0-0	0.0-0	0	0-0	0-0	0
Mathias Haygood	0	2	2	0.0-0	0.0-0	0	0-0	1-18	0
Matt Jones	1	0	1	0.0-0	0.0-0	0	0-0	0-0	0
Brodarius Lewis	0	1	1	0.0-0	0.0-0	0	0-0	0-0	21
Garrick Ponder	0	1	1	0.0-0	0.0-0	0	0-0	0-0	0
MaLik Caswell	0	1	1	0.0-0	0.0-0	0	0-0	0-0	0
Jonathan Pennix	0	0	0	0.0-0	0.0-0	0	0-0	0-0	1

		PUNTS			KICKOFFS		
RETURNS	No.	Yds	Long	No.	Yds	Long	
Elijah Metcalf	2	1	4	--	--	--	
PUNTING	No.	Yds	Avg.	Long	I20	TB	50+
Jack Murley	4	124	31.0	45	1	0	0
FIELD GOALS	Made	Att.	Long	Kicks			
Reed Harradine	1	1	39	Made 39			
KICKOFFS	No.	Yds	TB	OB	Avg.		
Reed Harradine	7	455	6	0	65.0		



IAN FOSTER returned an interception 99 yards for a touchdown, marking the third longest pick for a touch-down in school history, trailing 100-yard returns by both Curtis Mikell (at UTEP/2011) and Kendrick Presley (vs. Memphis/2011)

SCORING SUMMARY

	1st	2nd	3rd	4th	Final
App State	7	0	7	8	22
Southern Miss	7	10	7	14	38
	Qtr.	Time	Scoring Play		
App State	1st	7:02	R.Dubinion 2 yd rush (D.De Freitas kick)		
Southern Miss	1st	4:05	J.Pittman 5 yd rush (R.Harradine kick)		
Southern Miss	2nd	14:09	R.Harradine 39 yd FG		
Southern Miss	2nd	10:40	I.Foster 99 yd interception return (R.Harradine kick)		
Southern Miss	3rd	11:20	R.Briggs Jr. 8 yd pass from B.Braxton (R.Harradine kick)		
App State	3rd	1:06	J.Lewis 10 yd rush (D.De Freitas kick)		
Southern Miss	4th	11:23	J.Pittman 9 yd rush (R.Harradine kick)		
Southern Miss	4th	9:27	M.Davis 21 yd pass from B.Braxton (R.Harradine kick)		
App State	4th	0:51	J.Barnes 3 yd pass from B.Wiles (D.De Freitas kick)		

TEAM STATS

	SOUTHERN MISS	APP STATE
First Downs	18	27
Rushes-Yards (NET)	25-110	38-95
Passing Yds (NET)	279	375
Comp-Att-Int	22-31-1	31-52-3
Total Offense Plays - Yards	389-56	470-90
Fumble Returns - Yards	0-0	0-0
Punt Returns - Yards	2-1	0-0
Kickof Returns - Yards	0-0	1-25
Interception Returns - Yards - TD	3-117-1	1-25-0
Punts (Number-Avg)	4-31.0	4-44.2
Fumbles - Lost	1-0	0-0
Penalties - Yards	9-74	7-65
Possession Time	23:24	36:36
Third-Down Conversions	4-9	6-18
Fourth-Down Conversions	0-0	2-4
Red-Zone Scores-Chances	4-4	3-6
Sacks By: Numbers-Yards	5-42	1-9

GAME 4 RECAP

LOUISIANA TECH (3-1)	30
SOUTHERN MISS (2-2)	20

September 20, 2025 | Ruston, La.
Origin Bank Stadium at Joe Aillet Field | Kickoff: 6:32 p.m. | Duration: 3:39 | Attendance: 17,108
TV: ESPN+ | Malcom Butler (PBP), Luke McCown (Analyst), Madison Kaufman (Sideline)

SOUTHERN MISS STATS

PASSING	Comp.	Att.	Yds.	TD	Int	Long	Sack
Braylon Braxton	28	47	382	2	1	42	1
RECEIVING	Targ.	No.	Yds.	YAC	TD	Long	
Carl Chester	9	4	118	19	0	42	
Bralon Brown	4	4	36	8	0	15	
Kadinn Morris	6	4	35	4	0	18	
Kyirin Heath	4	3	56	17	1	30	
Micah Davis	6	3	28	17	0	20	
Jaylin Carter	3	3	21	25	0	13	
Davis Dalton	3	2	41	0	1	34	
Elijah Metcalf	7	2	29	22	0	24	
Matt Jones	2	1	14	14	0	14	
Tychaun Chapman	1	1	8	2	0	8	
Robert Briggs Jr.	1	1	6	6	0	6	
Jermane Hayes	1	0	0	0	0	0	
RUSHING	Att.	Gain	Lost	Net	TD	Long	Avg.
Robert Briggs Jr.	9	54	7	47	0	19	5.2
Matt Jones	12	39	3	36	0	13	3.0
Braylon Braxton	10	27	4	23	0	15	2.3
Jaylin Carter	3	16	0	16	0	12	5.3

DEFENSE	Solo	Ast	Total	Sacks/Yds	TFL/Yds	FF	FR/Yds	INT	PBU
Chris Jones	5	9	14	0.5-2	1.0-3	0	0-0	0-0	0
Michael Montgomery	3	10	13	0.5-2	1.5-4	0	0-0	0-0	0
Corey Myrick	3	4	7	0.0-0	0.0-0	0	0-0	0-0	0
Ian Foster	3	3	6	0.0-0	0.0-0	0	0-0	0-0	0
Josh Battle	3	2	5	0.0-0	0.0-0	0	0-0	0-0	0
Garrick Ponder	2	3	5	1.0-5	1.5-6	0	0-0	0-0	0
Josh Moten	1	3	4	0.0-0	0.0-0	0	0-0	0-0	3
Brodarius Lewis	0	4	4	0.0-0	0.0-0	0	0-0	0-0	0
Anthony Richard, Jr.	2	1	3	0.0-0	0.0-0	0	0-0	0-0	0
JJ Hawkins	1	2	3	0.0-0	1.0-1	0	0-0	0-0	0
J'Mond Tapp	0	2	2	0.0-0	0.0-0	0	0-0	0-0	1
Ahmere Foster	0	2	2	0.0-0	0.5-0	0	0-0	0-0	0
Jaden McKinney	0	2	2	0.0-0	0.0-0	0	0-0	0-0	0
Guylijah Theodale	0	2	2	0.0-0	0.0-0	0	0-0	0-0	0
Jameer Lewis	0	2	2	0.0-0	0.0-0	0	0-0	0-0	0
Reed Harradine	1	0	1	0.0-0	0.0-0	0	0-0	0-0	0
Avery Sledge	0	1	1	0.0-0	0.0-0	0	0-0	0-0	0
Malakai Murphy	0	1	1	0.0-0	0.0-0	0	0-0	0-0	0
Isaiah Gibson	0	1	1	0.0-0	0.0-0	0	0-0	0-0	0
Peyton Anderson	0	1	1	0.0-0	0.0-0	0	0-0	0-0	0
Zach Ruffin	0	1	1	0.0-0	0.0-0	0	0-0	0-0	0
Luke Beard	0	1	1	0.0-0	0.0-0	0	0-0	0-0	0
Mathias Haygood	0	1	1	0.0-0	0.5-0	0	0-0	0-0	0

RETURNS		PUNTS			KICKOFFS		
	No.	Yds	Long	No.	Yds	Long	
Elijah Metcalf	1	4	4	--	--	--	
PUNTING	No.	Yds	Avg.	Long	I20	TB	50+
Reed Harradine	5	226	45.2	50	0	0	1
FIELD GOALS	Made	Att.	Long	Kicks			
Reed Harradine	2	3	38	Made 38, Missed 37, Made 30			
KICKOFFS	No.	Yds	TB	OB	Avg.		
Reed Harradine	3	191	1	1	63.7		
Creighton Wilbanks	1	65.0	1	0	65.0		



Wide receiver **CARL CHESTER JR.** hauled in 118 yards against Louisiana Tech on Sept. 13. His night not only marked the second-straight 100+-yard game by a Golden Eagle receiver, but it was the most by a Southern Miss player since Ti Mims had 128 yards against South Florida on Sept. 14, 2024

SCORING SUMMARY

	1st	2nd	3rd	4th	Final
Southern Miss	10	0	3	7	20
Lousiana Tech	17	13	0	0	30
	Qtr.	Time	Scoring Play		
Louisiana Tech	1st	13:43	B.Baker 1 yd rush (D.Henderson kick)		
Southern Miss	1st	12:15	K.Heath 30 yd pass from B.Braxton (R.Harradine kick)		
Louisiana Tech	1st	8:10	D.Henderson 24 yd FG		
Southern Miss	1st	3:29	R.Harradine 38 yd FG		
Louisiana Tech	1st	0:46	O.Wiggins 3 yd rush (D.Henderson kick)		
Louisiana Tech	2nd	14:01	K.Fields 48 yd INT return (D.Henderson kick missed)		
Louisiana Tech	2nd	0:23	C.Thevenin 1 yd rush (D.Henderson kick)		
Southern Miss	3rd	0:58	R.Harradine 30 yd FG		
Southern Miss	4th	0:22	D.Dalton 34 yd pass from B.Braxton (C. Wilbanks kick)		

TEAM STATS

	SOUTHERN MISS	LOUISIANA TECH
First Downs	29	14
Rushes-Yards (NET)	35-122	38-101
Passing Yds (NET)	392	239
Comp-Att-Int	28-47-1	14-21-0
Total Offense Plays - Yards	514-82	340-59
Fumble Returns - Yards	0-0	0-0
Punt Returns - Yards	1-4	3-32
Kickof Returns - Yards	0-0	1-28
Interception Returns - Yards - TD	0-0-0	1-48-1
Punts (Number-Avg)	5-45.2	8-49.8
Fumbles - Lost	0-0	0-0
Penalties - Yards	8-54	8-76
Possession Time	32:36	27:24
Third-Down Conversions	7-17	2-13
Fourth-Down Conversions	0-2	2-2
Red-Zone Scores-Chances	2-4	4-4
Sacks By: Numbers-Yards	2-9	1-4

GAME 5 RECAP

JACKSONVILLE STATE (2-3)	25
SOUTHERN MISS (3-2)	42


September 27, 2025 | Hattiesburg, Miss.
Carlisle-Faulkner Field at M.M. Roberts Stadium | Kickoff: 6:32 p.m. | Duration: 3:16 | Attendance: 25,034
TV: ESPN+ | Jason Baker (PBP), Austin Davis (Analyst)

SOUTHERN MISS STATS

PASSING	Comp.	Att.	Yds.	TD	Int	Long	Sack
Braylon Braxton	13	22	152	2	0	43	2
RECEIVING	Targ.	No.	Yds.	YAC	TD	Long	
Micah Davis	3	2	34	36	0	30	
Matt Jones	5	2	32	18	0	27	
Bralon Brown	5	2	24	1	0	14	
Elijah Metcalf	2	2	-9	2	0	0	
Tychaun Chapman	1	1	43	2	0	43	
Carl Chester	1	1	13	0	1	13	
Kyirin Heath	1	1	7	0	0	7	
Kadinn Morris	2	1	6	0	1	6	
Charles Montgomery	1	1	2	2	0	2	
RUSHING	Att.	Gain	Lost	Net	TD	Long	Avg.
Jeffery Pittman	18	82	2	80	2	25	4.4
Matt Jones	8	45	0	45	0	9	5.6
Jaylin Carter	10	44	0	44	0	12	4.4
Braylon Braxton	12	62	21	41	1	19	3.4
Elijah Metcalf	1	0	2	-2	0	0	-2.0

DEFENSE	Solo	Ast	Total	Sacks/Yds	TFL/Yds	FF	FR/Yds	INT	PBU
Michael Montgomery	3	6	9	0.0-0	0.5-1	1	0-0	0	0
Chris Jones	5	3	8	0.0-0	0.5-0	0	0-0	0	0
J'Mond Tapp	3	5	8	0.0-0	2.0-7	0	0-0	0	0
Corey Myrick	6	1	7	0.0-0	0.0-0	0	0-0	0	1
JJ Hawkins	3	2	5	1.0-4	1.0-4	1	0-0	0	0
Ian Foster	3	2	5	1.0-9	1.0-9	0	1-0	1	1
Brodarius Lewis	1	4	5	0.0-0	0.0-0	0	0-0	0	0
Jameer Lewis	4	0	4	2.0-10	2.0-10	0	0-0	0	0
Mason Clinton	2	2	4	0.0-0	0.0-0	0	0-0	0	0
Joseph Harper	2	2	4	0.0-0	0.0-0	0	0-0	0	0
Mathis Haygood	1	2	3	0.0-0	0.0-0	0	0-0	0	0
Isaiah Gibson	0	3	3	0.0-0	0.0-0	0	0-0	0	0
Josh Moten	2	0	2	0.0-0	0.0-0	0	0-0	1	0
Avery Sledge	1	1	2	0.0-0	0.0-0	0	1-0	0	0
Jaden McKinney	1	1	2	0.0-0	0.0-0	0	0-0	0	0
Jonathan Pennis	1	1	2	0.0-0	0.0-0	0	0-0	0	0
Dylan King	1	1	2	0.0-0	0.0-0	0	0-0	0	0
Anthony Richard Jr.	1	0	1	0.0-0	0.0-0	0	0-0	0	1
Malakai Murphy	1	0	1	0.0-0	0.0-0	0	0-0	0	0
Garrick Ponder	1	0	1	0.0-0	1.0-3	0	0-0	0	0
Ahmere Foster	1	0	1	0.0-0	0.0-0	0	0-0	0	0
Josh Battle	1	0	1	0.0-0	0.0-0	0	0-0	0	0
Najae Hallenbeck	0	1	1	0.0-0	0.0-0	0	0-0	0	0
Eric Thomas Jr.	0	1	1	0.0-0	0.0-0	0	0-0	0	0

		PUNTS		KICKOFFS			
RETURNS	No.	Yds	Long	No.	Yds	Long	
Elijah Metcalf	2	22	15	--	--	--	
Micah Davis	--	--	--	1	24	24	
PUNTING	No.	Yds	Avg.	Long	I20	TB	50+
Reed Harradine	5	193	38.6	46	2	0	0
FIELD GOALS	Made	Att.	Long	Kicks			
--	--	--	--	--			
KICKOFFS	No.	Yds	TB	OB	Avg.		
Reed Harradine	7	455	5	0	65.0		



Running back **JEFFERY PITTMAN** gashed the Jax State defense for a season-best 80 yards on the ground and two touchdowns. His long rush was a 25-yard carry and he averaged 4.4 yards per rush.

SCORING SUMMARY

	1st	2nd	3rd	4th	Final
Jacksonville State	3	0	8	14	25
Southern Miss	14	7	14	7	42
	Qtr.	Time	Scoring Play		
Southern Miss	1st	11:14	J.Pittman 1 yd rush (C.Wilbanks kick)		
Southern Miss	1st	6:38	J.Pittman 3 yd rush (C.Wilbanks kick)		
Jax State	1st	0:45	G.Rippa 35 yd FG		
Southern Miss	2nd	0:05	B.Braxton 6 yd rush (C.Wilbanks kick)		
Southern Miss	3rd	5:52	K.Morris 6 yd pass from B.Braxton (C.Wilbanks kick)		
Jax State	3rd	4:33	B.Rechsteiner 4 yd pass from C.Creel (C. Creel 2-pt)		
Southern Miss	3rd	1:55	C.Chester 13 yd pass from B. Braxton (C.Wilbanks kick)		
Jax State	4th	7:23	C.Creel 5 yd rush (2-pt failed)		
Southern Miss	4th	1:27	I.Foster 49 yd interception return (C.Wilbanks kick)		
Jax State	4th	0:23	C.Cook 8 yd rush (C. Creel 2-pt)		

TEAM STATS

	SOUTHERN MISS	JAX STATE
First Downs	25	21
Rushes-Yards (NET)	50-225	54-262
Passing Yds (NET)	152	128
Comp-Att-Int	13-22-0	13-25-2
Total Offense Plays - Yards	72-377	79-390
Fumble Returns - Yards	0-0	1-9
Punt Returns - Yards	2-22	0-0
Kickof Returns - Yards	1-24	1-20
Interception Returns - Yards - TD	2-49-1	0-0-0
Punts (Number-Avg)	5-38.6	4-41.8
Fumbles - Lost	1-1	4-2
Penalties - Yards	7-51	6-53
Possession Time	29:02	30:58
Third-Down Conversions	4-12	8-16
Fourth-Down Conversions	2-3	1-2
Red-Zone Scores-Chances	5-5	4-5
Sacks By: Numbers-Yards	4-23	2-21



2025-26 Southern Miss. Football
Overall Team Statistics
All games

Page 1/2
as of Sep 28, 2025

Team Statistics

	USM	OPP
Scoring	155	131
Points per game	31.0	26.2
Points Off Turnovers	24	13
First Downs	115	105
Rushing	43	52
Passing	55	43
Penalty	17	10
Rushing Yardage	698	835
Yards gained rushing	784	968
Yards lost rushing	86	133
Rushing attempts	181	213
Average per rush	3.9	3.9
Average per game	139.6	167.0
TDs Rushing	6	12
Passing Yardage	1246	1151
Comp-Att-Int	111-171-3	100-162-8
Average per pass	7.3	7.1
Average per catch	11.2	11.5
Average per game	249.2	230.2
TDs Passing	11	3
Total offense	1944	1986
Total plays	352	375
Average per play	5.5	5.3
Average per game	388.8	397.2
Kick returns: #-Yards	4-110	6-188
Punt returns: #-Yards	9-90	7-46
Int returns: #-Yards	8-209	3-48
Kick return average	27.5	31.3
Punt return average	10.0	6.6
Int return average	26.1	16.0
Fumbles-Lost	2-1	5-2
Penalties-Yards	36-282	47-400
Average per game	56.4	80.0
Punts-Yards	22-876	25-1028
Average per punt	39.8	41.1
Net punt average	36.8	36.8
Kickoffs-Yards	29-1861	25-1576
Average per kick	64.2	63.0
Net kick average	37.6	38.6
Time of possession / game	28:41	31:14
3rd-down conversion	29/68	29/76
3rd-down pct	43%	38%
4th-down conversion	3/8	6/9



2025-26 Southern Miss. Football
Overall Team Statistics
All games

Page 2/2
as of Sep 28, 2025

	USM	OPP
4th-down pct	38%	67%
Sacks by-Yards	15-96	7-55
Misc Yards	0	0
Touchdowns scored	20	16
Field goals - attempts	5-8	6-7
On-Side kicks	0-1	1-2
Red-zone scores	(18-21) 86%	(16-20) 80%
Red-zone touchdowns	(14-21) 67%	(13-20) 65%
PAT-attempts	(20-20) 100%	(11-12) 92%
2-point conversion-attempts	(0-0) 0%	(3-4) 75%
Attendance	115064	17108
Games / Avg per game	4/28766	1/17108
Neutral site games	-	0/0

Score by Periods

Team	1st	2nd	3rd	4th	OT	TOT
Southern Miss.	48	27	31	49	0	155
Opponents	40	23	36	32	0	131



2025-26 Southern Miss. Football
Individual Statistics
All games

Page 1/3
as of Sep 28, 2025

Rushing

Player	gp	att	gain	loss	net	avg	td	lg	avg/g
Jeffery Pittman	4	43	213	7	206	4.8	4	25	51.5
Braylon Braxton	5	51	226	57	169	3.3	1	19	33.8
Matt Jones	5	35	125	4	121	3.5	0	13	24.2
Robert Briggs Jr.	4	27	125	9	116	4.3	1	19	29.0
Jaylin Carter	4	15	69	0	69	4.6	0	12	17.3
Elijah Metcalf	5	4	26	0	26	6.5	0	17	5.2
Landry Lyddy	2	1	0	1	-1	-1.0	0	0	-0.5
Team	5	5	0	8	-8	-1.6	0	0	-1.6
Total	5	181	784	86	698	3.9	6	25	139.6
Opponents	5	213	968	133	835	3.9	12	73	167.0

Passing

Player	gp	effic	comp-att-int	pct	yds	td	lg	avg/g
Braylon Braxton	5	144.7	109-168-3	64.9	1236	11	48	247.2
Landry Lyddy	2	96.2	1-2-0	50.0	11	0	11	5.5
John White	1	91.6	1-1-0	100.0	-1	0	0	-1.0
Total	5	143.8	111-171-3	64.9	1246	11	48	249.2
Opponents	5	117.6	100-162-8	61.7	1151	3	72	230.2

Receiving

Player	gp	no.	yds	avg	td	lg	avg/g
Elijah Metcalf	5	14	144	10.3	0	48	28.8
Carl Chester	5	14	224	16.0	1	42	44.8
Micah Davis	5	13	136	10.5	3	30	27.2
Bralon Brown	5	12	134	11.2	1	40	26.8
Kadinn Morris	5	10	102	10.2	2	28	20.4
Jeffery Pittman	4	10	62	6.2	0	37	15.5
Tychaun Chapman	5	8	171	21.4	0	43	34.2
Matt Jones	5	7	61	8.7	0	27	12.2
Kyirin Heath	4	7	88	12.6	1	30	22.0
Robert Briggs Jr.	4	5	30	6.0	1	14	7.5
Charles Montgomery	5	3	15	5.0	0	11	3.0
Jaylin Carter	4	3	21	7.0	0	13	5.3
Davis Dalton	5	2	41	20.5	1	34	8.2
TJ Johnson	5	1	7	7.0	1	7	1.4
Cace Reed	2	1	-1	-1.0	0	0	-0.5
Jermane Hayes	2	1	11	11.0	0	11	5.5
Total	5	111	1246	11.2	11	48	249.2
Opponents	5	100	1151	11.5	3	72	230.2

Punt Returns

Player	no.	yds	avg	td	lg
Elijah Metcalf	7	60	8.6	0	20
Zach Ruffin	0	30	0.0	1	30
Ahmere Foster	1	0	0.0	0	0
Trey Horne	1	0	0.0	0	0
Total	9	90	10.0	1	30
Opponents	7	46	6.6	0	24

Interceptions

Player	no.	yds	avg	td	lg
Ian Foster	2	148	74.0	2	99
Josh Moten	1	0	0.0	0	0
Anthony Richard, Jr.	1	0	0.0	0	0
Michael Montgomery	1	0	0.0	0	0
Ahmere Foster	1	20	20.0	0	20
Mathias Haygood	1	18	18.0	0	18
MaLik Caswell	1	23	23.0	0	23
Total	8	209	26.1	2	99
Opponents	3	48	16.0	1	48

Kick Returns

Player	no.	yds	avg	td	lg
Micah Davis	3	78	26.0	0	30
Ian Foster	1	32	32.0	0	32
Total	4	110	27.5	0	32
Opponents	6	188	31.3	0	77

Fumbles Recovered

Player	no.	yds	avg	td	lg
Avery Sledge	1	0	0.0	0	0
Ian Foster	1	0	0.0	0	0
Total	2	0	0.0	0	0
Opponents	1	9	9.0	0	9



2025-26 Southern Miss. Football
Individual Statistics
All games

Page 2/3
as of Sep 28, 2025

Scoring

Player	td	fg	PAT				dpx	saf	pts
			kick	rush	rcv	pass			
Reed Harradine	-	5-8	13-13	-	-	-	-	-	28
Jeffery Pittman	4	-	-	-	-	-	-	-	24
Micah Davis	3	-	-	-	-	-	-	-	18
Kadinn Morris	2	-	-	-	-	-	-	-	12
Robert Briggs Jr.	2	-	-	-	-	-	-	-	12
Ian Foster	2	-	-	-	-	-	-	-	12
Creighton Wilbanks	-	-	7-7	-	-	-	-	-	7
Braylon Braxton	1	-	-	-	-	-	-	-	6
Bralon Brown	1	-	-	-	-	-	-	-	6
Carl Chester	1	-	-	-	-	-	-	-	6
Davis Dalton	1	-	-	-	-	-	-	-	6
Kyirin Heath	1	-	-	-	-	-	-	-	6
TJ Johnson	1	-	-	-	-	-	-	-	6
Zach Ruffin	1	-	-	-	-	-	-	-	6
Total	20	5-8	20-20	0	0	0	0	0	155
Opponents	16	6-7	11-12	2	1	1	0	0	131

Field Goals

Player	fg	pct.	01-19	20-29	30-39	40-49	50-99	lg	blk
Reed Harradine	5-8	62.5	0-0	0-0	4-5	1-2	0-1	43	0
Opponents	6-7	85.7	0-0	1-1	2-2	2-3	1-1	55	0

FG Sequence

Team Name	Southern Miss.	Opponents
Mississippi St.	(43)	(55),(30)
Jackson St.	(35),54,45	(46),(40)
App State	(39)	,49
Louisiana Tech	(38),37,(30)	(24)
Jacksonville St.		(35)

Numbers in (parentheses) indicate field goal was made

Total Offense

Player	g	plays	rush	pass	total	avg/g
Braylon Braxton	5	219	169	1236	1405	281.0
Jeffery Pittman	4	43	206	0	206	51.5
Matt Jones	5	35	121	0	121	24.2
Robert Briggs Jr.	4	27	116	0	116	29.0
Jaylin Carter	4	15	69	0	69	17.3
Elijah Metcalf	5	4	26	0	26	5.2
Landry Lyddy	2	3	-1	11	10	5.0
John White	1	1	0	-1	-1	-1.0
Team	5	0	-8	0	-8	-1.6
Total	5	352	698	1246	1944	388.8
Opponents	5	375	835	1151	1986	397.2

Punting

Player	no.	yds	avg	lg	tb	fc	i20	50+	blk
Jack Murley	12	457	38.1	49	1	2	4	0	0
Reed Harradine	10	419	41.9	50	0	2	2	2	0
Total	22	876	39.8	50	1	4	6	2	0
Opponents	25	1028	41.1	61	2	7	6	5	2

Kickoffs

Player	no.	yds	avg	tb	ob	retn	net	ydln
Reed Harradine	28	1796	64.1	18	3			
Creighton Wilbanks	1	65	65.0	1	0			
Total	29	1861	64.2	19	3	6	37.6	27
Opponents	25	1576	63.0	20	0	4	38.6	26



2025-26 Southern Miss. Football
Individual Statistics
All games

Page 3/3
as of Sep 28, 2025

All Purpose

Player	g	rush	rcv	pr	kr	ir	total	avg/g
Jeffery Pittman	4	206	62	0	0	0	268	67.0
Elijah Metcalf	5	26	144	60	0	0	230	46.0
Carl Chester	5	0	224	0	0	0	224	44.8
Micah Davis	5	0	136	0	78	0	214	42.8
Matt Jones	5	121	61	0	0	0	182	36.4
Ian Foster	5	0	0	0	32	148	180	36.0
Tychaun Chapman	5	0	171	0	0	0	171	34.2
Braylon Braxton	5	169	0	0	0	0	169	33.8
Robert Briggs Jr.	4	116	30	0	0	0	146	36.5
Bralon Brown	5	0	134	0	0	0	134	26.8
Kadinn Morris	5	0	102	0	0	0	102	20.4
Jaylin Carter	4	69	21	0	0	0	90	22.5
Kyirin Heath	4	0	88	0	0	0	88	22.0
Davis Dalton	5	0	41	0	0	0	41	8.2
Zach Ruffin	5	0	0	30	0	0	30	6.0
MaLik Caswell	5	0	0	0	0	23	23	4.6
Ahmere Foster	5	0	0	0	0	20	20	4.0
Mathias Haygood	5	0	0	0	0	18	18	3.6
Charles Montgomery	5	0	15	0	0	0	15	3.0
Jermame Hayes	2	0	11	0	0	0	11	5.5
TJ Johnson	5	0	7	0	0	0	7	1.4
Landry Lyddy	2	-1	0	0	0	0	-1	-0.5
Cace Reed	2	0	-1	0	0	0	-1	-0.5
Team	5	-8	0	0	0	0	-8	-1.6
Total	5	698	1246	90	110	209	2353	470.6
Opponents	5	835	1151	46	188	48	2268	453.6



2025-26 Southern Miss. Football
Overall Defense Statistics
All games

Page 1/1
as of Sep 28, 2025

Team Defense

			Tackles				Sacks	Pass defense			Fumbles	blkd		
##	Player	gp	ua	a	tot	tfl/yds	no-yds	int-yds	brup	qbh	fr-yds	ff	kick	saf
35	Chris Jones	5	15	39	54	2.5-3	0.5-2	.	2
17	Michael Montgomery	5	7	41	48	2-5	0.5-2	1-0	1	.	.	1	.	.
3	Ian Foster	5	14	20	34	1.5-10	1-9	2-148	4	.	1-0	.	.	.
22	Corey Myrick	5	16	13	29	.	.	.	3
1	Josh Moten	5	14	14	28	.	.	1-0	6
14	J'Mond Tapp	5	7	19	26	5-33	3-26	.	1	3
24	Josh Battle	5	13	12	25	1.5-10	1-7
53	Joseph Harper	5	6	15	21	.	.	.	2
36	Brodarius Lewis	5	1	16	17	.	.	.	3	2
5	JJ Hawkins	5	7	10	17	4.5-12	2-10	.	.	4	.	2	.	.
98	Jaden McKinney	5	3	12	15	0.5-2
16	Jameer Lewis	5	7	7	14	4-21	3-19	.	.	1
23	Anthony Richard, Jr.	5	7	6	13	0.5-3	.	1-0	4
41	Ahmere Foster	5	3	10	13	0.5-0	.	1-20	1	.
13	Mathias Haygood	5	5	8	13	1.5-1	1-1	1-18
7	Isaiah Gibson	5	.	11	11	0.5-1	.	.	.	1
30	Garrick Ponder	5	5	6	11	4.5-19	2-13	.	.	4
9	Jabari Ishmael	3	2	8	10	0.5-2	.	.	2
95	Mason Clinton	4	3	4	7	0.5-1
33	Avery Sledge	5	3	2	5	1-0	.	.	.
6	Dylan King	4	2	3	5
11	Jonathan Pennix	5	2	3	5	.	.	.	2
37	Eric Thomas Jr.	4	3	1	4	1-7	1-7
18	MaLik Caswell	5	.	3	3	.	.	1-23
12	Guylijah Theodule	4	.	3	3
19	Malakai Murphy	5	1	2	3
2	Dominick Hill	5	1	1	2
0	Brendan Toles	4	2	.	2
25	Zach Ruffin	5	.	1	1
21	Khalil Foster	1	1	.	1
96	Reed Harradine	5	1	.	1
90	Najae Hallenbeck	4	.	1	1
46	Luke Beard	5	.	1	1
5	Matt Jones	5	1	.	1
3	Charles Montgomery	5	1	.	1
8	Ishmael Ibraheem	1	1	.	1	.	.	.	2
23	Trey Horne	4	1	.
	Totals	5	154	292	446	31-130	15-96	8-209	32	15	2-0	3	2	0
	Opponents	5	117	298	415	25-94	7-55	3-48	25	16	1-9	1	0	0



2025-26 Southern Miss. Football
Team Game-by-Game
All games

Page 1/1
as of Sep 28, 2025

Date	Opponent	Rushing				Receiving				Passing				Kick Returns				Punt Returns				tot		
		no.	yds	td	lg	no.	yds	td	lg	cmp	att	int	yds	td	lg	no.	yds	td	lg	no.	yds	td	lg	off
08/30/2025	Mississippi St.	35	102	0	12	26	199	2	37	26-39-1	199	2	37	1	32	0	32	0	0	0	0	0	0	301
09/06/2025	Jackson St.	36	139	1	23	22	224	3	40	22-32-0	224	3	40	2	54	0	30	4	63	1	30		363	
09/13/2025	App State	25	110	2	16	22	279	2	48	22-31-1	279	2	48	0	0	0	0	2	1	0	4		389	
09/20/2025	at Louisiana Tech	35	122	0	19	28	392	2	42	28-47-1	392	2	42	0	0	0	0	1	4	0	4		514	
09/27/2025	Jacksonville St.	50	225	3	25	13	152	2	43	13-22-0	152	2	43	1	24	0	24	2	22	0	15		377	
Southern Miss.		181	698	6	25	111	1246	11	48	111-171-3	1246	11	48	4	110	0	32	9	90	1	30		1944	
Opponents		213	835	12	73	100	1151	3	72	100-162-8	1151	3	72	6	188	0	77	7	46	0	24		1986	

Southern Miss. Averages

Games	Avg/ rush	Avg/ catch	Pass effic	KR avg	PR avg	All purpose avg/game	Total offense avg/game
5	3.9	11.2	143.8	27.5	10.0	470.6	388.8

Date	Opponent	Tackles			Sacks	Fumble	Pass Defense			blkd	PAT attempts			off				
		ua	a	total	tfl-yds	no-yds	ff	fr-yds	int-yds	qbh	brup	kick	kick	rush	rcv	saf	t/o	pts
08/30/2025	Mississippi St.	28	70	98	4.0-12	1-6	1	0-0	1-0	1	6	0	2-2	0	0	0	3	17
09/06/2025	Jackson St.	28	54	82	7.0-22	3-16	0	0-0	2-43	2	7	2	5-5	0	0	0	0	38
09/13/2025	App State	30	72	102	6.0-48	5-42	0	0-0	3-117	6	12	0	5-5	0	0	0	7	38
09/20/2025	at Louisiana Tech	24	58	82	6.0-14	2-9	0	0-0	0-0	0	4	0	2-2	0	0	0	0	20
09/27/2025	Jacksonville St.	44	38	82	8.0-34	4-23	2	2-0	2-49	6	3	0	6-6	0	0	0	14	42
Southern Miss.		154	292	446	31.0-130	15-96	3	2-0	8-209	15	32	2	20-20	0	0	0	24	155
Opponents		117	298	415	25.0-94	7-55	1	1-9	3-48	16	25	0	11-12	2	1	0	13	131

Date	Opponent	Punting										Field Goals			Kickoffs				
		no.	yds	avg	long	blkd	tb	fc	50+	i20	md	att	long	blkd	no.	yds	avg	tb	ob
08/30/2025	Mississippi St.	5	214	42.8	49	0	1	1	0	1	1	1	43	0	4	243	60.8	3	1
09/06/2025	Jackson St.	3	119	39.7	42	0	0	0	0	2	1	3	35	0	7	452	64.6	3	1
09/13/2025	App State	4	124	31.0	45	0	0	1	0	1	1	1	39	0	7	455	65.0	6	0
09/20/2025	at Louisiana Tech	5	226	45.2	50	0	0	0	2	0	2	3	38	0	4	256	64.0	2	1
09/27/2025	Jacksonville St.	5	193	38.6	46	0	0	2	0	2	0	0	0	0	7	455	65.0	5	0
Southern Miss.		22	876	39.8	50	0	1	4	2	6	5	8	43	0	29	1861	64.2	19	3
Opponents		25	1028	41.1	61	2	2	7	5	6	6	7	55	0	25	1576	63.0	20	0



2025-26 Southern Miss. Football
Opponents Game-by-Game
All games

Page 1/1
as of Sep 28, 2025

Date	Opponent	Rushing				Receiving				Passing				Kick Returns				Punt Returns				tot	
		no.	yds	td	lg	no.	yds	td	lg	cmp	att	int	yds	td	lg	no.	yds	td	lg	no.	yds	td	lg
08/30/2025	Mississippi St.	41	186	3	16	27	279	1	57	27-36-1	279	1	57	0	0	0	0	3	0	0	0		465
09/06/2025	Jackson St.	42	191	2	47	14	131	0	22	14-28-2	131	0	22	3	115	0	77	1	13	0	13		322
09/13/2025	App State	38	95	2	17	31	375	1	42	31-52-3	375	1	42	1	25	0	25	0	0	0	0		470
09/20/2025	at Louisiana Tech	38	101	3	16	15	238	0	72	15-21-0	238	0	72	1	28	0	28	3	33	0	24		339
09/27/2025	Jacksonville St.	54	262	2	73	13	128	1	54	13-25-2	128	1	54	1	20	0	20	0	0	0	0		390
Opponents		213	835	12	73	100	1151	3	72	100-162-8	1151	3	72	6	188	0	77	7	46	0	24		1986
Southern Miss.		181	698	6	25	111	1246	11	48	111-171-3	1246	11	48	4	110	0	32	9	90	1	30		1944

Opponents Averages

Games	Avg/ rush	Avg/ catch	Pass effic	KR avg	PR avg	All purpose avg/game	Total offense avg/game
5	3.9	11.5	117.6	31.3	6.6	453.6	397.2

Date	Opponent	Tackles			Sacks	Fumble		Pass Defense				blkd kick	PAT attempts			off		
		ua	a	total		ff	fr	int-yds	qbh	brup	kick		kick	rush	rcv	saf	t/o	pts
08/30/2025	Mississippi St.	17	78	95	3.0-9	1-4	0	0-0	1-0	0	7	0	4-4	0	0	0	7	34
09/06/2025	Jackson St.	27	62	89	6.0-22	2-17	0	0-0	0-0	6	4	0	2-2	0	0	0	0	20
09/13/2025	App State	21	40	61	6.0-17	1-9	0	0-0	1-0	0	2	0	2-2	0	1	0	0	22
09/20/2025	at Louisiana Tech	21	66	87	5.0-14	1-4	0	0-0	1-48	4	8	0	3-4	0	0	0	6	30
09/27/2025	Jacksonville St.	31	52	83	5.0-32	2-21	1	1-9	0-0	6	4	0	0-0	2	0	0	0	25
Opponents		117	298	415	25.0-94	7-55	1	1-9	3-48	16	25	0	11-12	2	1	0	13	131
Southern Miss.		154	292	446	31.0-130	15-96	3	2-0	8-209	15	32	2	20-20	0	0	0	24	155

		Punting										Field Goals			Kickoffs				
Date	Opponent	no.	yds	avg	long	blkd	tb	fc	50+	i20	md-att	long	blkd	no.	yds	avg	tb	ob	
08/30/2025	Mississippi St.	4	160	40.0	47	0	0	3	0	1	2-2	55	0	7	455	65.0	6	0	
09/06/2025	Jackson St.	5	126	25.2	40	2	0	0	0	0	2-2	46	0	5	291	58.2	2	0	
09/13/2025	App State	4	177	44.3	49	0	0	1	0	0	0-1	0	0	2	130	65.0	2	0	
09/20/2025	at Louisiana Tech	8	398	49.8	61	0	1	2	5	4	1-1	24	0	6	390	65.0	6	0	
09/27/2025	Jacksonville St.	4	167	41.8	45	0	1	1	0	1	1-1	35	0	5	310	62.0	4	0	
Opponents		25	1028	41.1	61	2	2	7	5	6	6-7	55	0	25	1576	63.0	20	0	
Southern Miss.		22	876	39.8	50	0	1	4	2	6	5-8	43	0	29	1861	64.2	19	3	



2025-26 Southern Miss. Football Team Game-by-Game Comparison All games

Page 1/1
as of Sep 28, 2025

Opponent	Score	First Downs				Rushing Number-Yards	Passing		Total Offense Plays-Yards	Return Yards	Turn- Overs
		Total	Rush	Pass	Pen		Comp-Att.-Int	Yards			
Mississippi St.	17-34	18 / 24	9 / 13	6 / 10	3 / 1	35-102 / 41-186	26-39-1 / 27-36-1	199 / 279	74-301 / 77-465	32 / 0	1 / 1
Jackson St.	38-20	25 / 19	10 / 11	11 / 6	4 / 2	36-139 / 42-191	22-32-0 / 14-28-2	224 / 131	68-363 / 70-322	160 / 128	0 / 2
App State	38-22	18 / 27	4 / 10	12 / 13	2 / 4	25-110 / 38-95	22-31-1 / 31-52-3	279 / 375	56-389 / 90-470	118 / 25	1 / 3
Louisiana Tech	20-30	29 / 14	5 / 4	19 / 9	5 / 1	35-122 / 38-101	28-47-1 / 15-21-0	392 / 238	82-514 / 59-339	4 / 109	1 / 0
Jacksonville St.	42-25	25 / 21	15 / 14	7 / 5	3 / 2	50-225 / 54-262	13-22-0 / 13-25-2	152 / 128	72-377 / 79-390	95 / 29	1 / 4
Totals	155-131	115 / 105	43 / 52	55 / 43	17 / 10	181-698 / 213-835	111-171-3 / 100-162-8	1246 / 1151	352-1944 / 375-1986	409 / 291	4 / 10

Opponents	3rd Down Conversion	4th Down Conversion	Time of Possession	TOP Margin	Avg Yds/Rush	Avg Yds/Pass	Avg Yds/Play	Punting Number-Avg	Penalties Number-Yards	Sacks
Mississippi St.	10-19 / 8-14	1-3 / 0-0	29:39 / 29:55	-00:16	2.9 / 4.5	5.1 / 7.8	4.1 / 6.0	5-42.8 / 4-40.0	8-60.0 / 14-119.0	1 / 1
Jackson St.	4-11 / 5-16	0-0 / 1-1	28:45 / 31:15	-02:30	3.9 / 4.5	7.0 / 4.7	5.3 / 4.6	3-39.7 / 5-25.2	4-43.0 / 12-87.0	3 / 2
App State	4-9 / 6-18	0-0 / 2-4	23:24 / 36:36	-13:12	4.4 / 2.5	9.0 / 7.2	6.9 / 5.2	4-31.0 / 4-44.3	9-74.0 / 7-65.0	5 / 1
Louisiana Tech	7-17 / 2-13	0-2 / 2-2	32:36 / 27:24	05:12	3.5 / 2.7	8.3 / 11.3	6.3 / 5.7	5-45.2 / 8-49.8	8-54.0 / 8-76.0	2 / 1
Jacksonville St.	4-12 / 8-15	2-3 / 1-2	29:02 / 30:58	-01:56	4.5 / 4.9	6.9 / 5.1	5.2 / 4.9	5-38.6 / 4-41.8	7-51.0 / 6-53.0	4 / 2
Totals	29-68 / 29-76	3-8 / 6-9	143:26 / 156:08	-12:42	3.9 / 3.9	7.3 / 7.1	5.5 / 5.3	22-39.8 / 25-41.1	36-282.0 / 47-400.0	15 / 7

Note: Game totals are displayed in the format TEAM/OPPONENT for each category



2025-26 Southern Miss. Football
Red-Zone Results
All games

Page 1/1
as of Sep 28, 2025

Southern Miss. Inside Opponent Red-Zone

			Times	Times	Total		Rush	Pass	FGs	Failed to score inside RZ					
Date	Opponent	Score	In RZ	Scored	Pts	TDs	TDs	TDs	Made	FGA	Down	Int	Fumb	Half	Game
08/30/2025	Mississippi St.	L 17-34	3	2	14	2	0	2	0	0	1	0	0	0	0
09/06/2025	Jackson St.	W 38-20	5	5	31	4	1	3	1	1	0	0	0	0	0
09/13/2025	App State	W 38-22	4	4	25	3	2	1	1	1	0	0	0	0	0
09/20/2025	at Louisiana Tech	L 20-30	4	2	6	0	0	0	2	3	1	0	0	0	0
09/27/2025	Jacksonville St.	W 42-25	5	5	35	5	3	2	0	0	0	0	0	0	0
	Totals 18 of 21 (85.7%)		21	18	111	14	6	8	4	5	2	0	0	0	0

Opponents Inside Southern Miss. Red-Zone

				Times	Times	Total		Rush	Pass	FGs	Failed to score inside RZ					
Date	Opponent		Score	In RZ	Scored	Pts	TDs	TDs	TDs	Made	FGA	Down	Int	Fumb	Half	Game
08/30/2025	Mississippi St.	L	17-34	4	4	24	3	3	0	1	1	0	0	0	0	0
09/06/2025	Jackson St.	W	38-20	1	1	7	1	1	0	0	0	0	0	0	0	0
09/13/2025	App State	W	38-22	6	3	22	3	2	1	0	0	0	3	0	0	0
09/20/2025	Louisiana Tech	L	20-30	4	4	24	3	3	0	1	1	0	0	0	0	0
09/27/2025	Jacksonville St.	W	42-25	5	4	25	3	2	1	1	1	1	0	0	0	0
	Totals 16 of 20 (80.0%)			20	16	102	13	11	2	3	3	1	3	0	0	0



2025-26 Southern Miss. Football
By Quarter Statistics
All games

Page 1/1
as of Sep 28, 2025

3rd-Down Conversions

Date	Opponent		Score	Overall	1st Qtr	2nd Qtr	3rd Qtr	4th Qtr	Overtime
08/30/2025	Mississippi St.	L	17-34	10-19 52.6	3-6 50.0	3-4 75.0	1-4 25.0	3-5 60.0	0-0 0.0
09/06/2025	Jackson St.	W	38-20	4-11 36.4	1-2 50.0	0-3 0.0	2-4 50.0	1-2 50.0	0-0 0.0
09/13/2025	App State	W	38-22	4-9 44.4	2-3 66.7	1-3 33.3	1-2 50.0	0-1 0.0	0-0 0.0
09/20/2025	at Louisiana Tech	L	20-30	7-17 41.2	2-4 50.0	2-4 50.0	2-5 40.0	1-4 25.0	0-0 0.0
09/27/2025	Jacksonville St.	W	42-25	4-12 33.3	0-1 0.0	2-5 40.0	1-2 50.0	1-4 25.0	0-0 0.0
Southern Miss.				29-68 42.6	8-16 50.0	8-19 42.1	7-17 41.2	6-16 37.5	0-0 0.0
Opponents				29-76 38.2	7-17 41.2	8-22 36.4	6-17 35.3	8-20 40.0	0-0 0.0

4th-Down Conversions

Date	Opponent		Score	Overall	1st Qtr	2nd Qtr	3rd Qtr	4th Qtr	Overtime
08/30/2025	Mississippi St.	L	17-34	1-3 33.3	0-0 0.0	0-1 0.0	0-0 0.0	1-2 50.0	0-0 0.0
09/06/2025	Jackson St.	W	38-20	0-0 0.0	0-0 0.0	0-0 0.0	0-0 0.0	0-0 0.0	0-0 0.0
09/13/2025	App State	W	38-22	0-0 0.0	0-0 0.0	0-0 0.0	0-0 0.0	0-0 0.0	0-0 0.0
09/20/2025	at Louisiana Tech	L	20-30	0-2 0.0	0-0 0.0	0-0 0.0	0-1 0.0	0-1 0.0	0-0 0.0
09/27/2025	Jacksonville St.	W	42-25	2-3 66.7	0-0 0.0	1-1 100.0	0-0 0.0	1-2 50.0	0-0 0.0
Southern Miss.				3-8 37.5	0-0 0.0	1-2 50.0	0-1 0.0	2-5 40.0	0-0 0.0
Opponents				6-9 66.7	1-1 100.0	3-4 75.0	1-2 50.0	1-2 50.0	0-0 0.0

Time of Possession

Date	Opponent		Score	Overall	1st Qtr	2nd Qtr	3rd Qtr	4th Qtr	Overtime
08/30/2025	Mississippi St.	L	17-34	29:39	04:36	10:21	05:25	09:17	00:00
09/06/2025	Jackson St.	W	38-20	28:45	04:59	07:00	05:17	11:29	00:00
09/13/2025	App State	W	38-22	23:24	04:16	08:04	05:44	05:20	00:00
09/20/2025	at Louisiana Tech	L	20-30	32:36	06:52	07:58	09:27	08:19	00:00
09/27/2025	Jacksonville St.	W	42-25	29:02	04:56	08:13	08:10	07:43	00:00
Southern Miss.				Total	143:26	25:39	41:36	34:03	42:08
				Avg.	28:41	05:08	08:19	06:49	08:26
Opponents				Total	156:08	41:01	41:44	34:00	39:23
				Avg.	31:14	08:12	08:21	06:48	07:53



2025-26 Southern Miss. Football
Games Played
All games

Page 1/2
as of Sep 28, 2025

##	Player	GP-GS	MS	JSU	APP	LATech	JSU
0	Brendan Toles	4/0	XXX	XXX	XXX	...	XXX
0	Jeffery Pittman	4/4	START	START	START	...	START
1	Josh Moten	5/5	START	START	START	START	START
1	Braylon Braxton	5/5	START	START	START	START	START
2	Dominick Hill	5/0	XXX	XXX	XXX	XXX	XXX
2	Tychaun Chapman	5/0	XXX	XXX	XXX	XXX	XXX
3	Charles Montgomery	5/0	XXX	XXX	XXX	XXX	XXX
3	Ian Foster	5/5	START	START	START	START	START
5	JJ Hawkins	5/1	XXX	XXX	XXX	XXX	START
5	Matt Jones	5/0	XXX	XXX	XXX	XXX	XXX
6	Micah Davis	5/1	XXX	XXX	XXX	XXX	START
6	Dylan King	4/0	XXX	XXX	...	XXX	XXX
7	Isaiah Gibson	5/5	START	START	START	START	START
7	Carl Chester	5/5	START	START	START	START	START
8	Ishmael Ibraheem	1/0	XXX
8	Bralon Brown	5/4	START	START	START	START	XXX
9	Elijah Metcalf	5/5	START	START	START	START	START
9	Jabari Ishmael	3/3	START	START	START
11	Davis Dalton	5/0	XXX	XXX	XXX	XXX	XXX
11	Jonathan Pennix	5/0	XXX	XXX	XXX	XXX	XXX
12	John White	1/0	...	XXX
12	Guylijah Theodule	4/0	XXX	XXX	XXX	XXX	...
13	Grant Page	5/0	XXX	XXX	XXX	XXX	XXX
13	Mathias Haygood	5/0	XXX	XXX	XXX	XXX	XXX
14	J'Mond Tapp	5/4	START	START	START	START	XXX
14	Robert Briggs Jr.	4/1	XXX	XXX	XXX	START	...
15	Kyle Davis	2/0	XXX	XXX
15	Jacobe Robinson	0/0
16	Jameer Lewis	5/0	XXX	XXX	XXX	XXX	XXX
16	Denzel Gardner	0/0
17	Kyle McCormick	5/0	XXX	XXX	XXX	XXX	XXX
17	Michael Montgomery	5/5	START	START	START	START	START
18	Landry Lyddy	2/0	...	XXX	XXX
18	MaLik Caswell	5/0	XXX	XXX	XXX	XXX	XXX
19	Malakai Murphy	5/0	XXX	XXX	XXX	XXX	XXX
19	Shane King	3/0	XXX	XXX	XXX
20	Cameron Knox	0/0
20	Robert Henderson	0/0
21	TJ Johnson	5/0	XXX	XXX	XXX	XXX	XXX
21	Khalil Foster	1/0	...	XXX
22	Corey Myrick	5/4	XXX	START	START	START	START
22	Jermane Hayes	2/0	...	XXX	XXX
23	Anthony Richard, Jr.	5/5	START	START	START	START	START
23	Trey Horne	4/0	...	XXX	XXX	XXX	XXX
24	Josh Battle	5/1	START	XXX	XXX	XXX	XXX
24	Jaylin Carter	4/0	...	XXX	XXX	XXX	XXX
25	Zach Ruffin	5/0	XXX	XXX	XXX	XXX	XXX
25	Josiah Basten	0/0
26	Logan Gregory	0/0
26	Shaddai Carter	0/0
27	Malachi Henderson	0/0
29	Jackson Klein	0/0
30	Garrick Ponder	5/2	XXX	XXX	XXX	START	START
30	Andrew Tate	0/0
31	Zachariah Keith	0/0
32	Peyton Anderson	2/0	XXX	XXX
32	Fredrick Nicholson	0/0
33	Avery Sledge	5/0	XXX	XXX	XXX	XXX	XXX
34	Jack Murley	3/0	XXX	XXX	XXX
35	Chris Jones	5/5	START	START	START	START	START



2025-26 Southern Miss. Football
Games Played
All games

Page 2/2
as of Sep 28, 2025

##	Player	GP-GS	MS	JSU	APP	LATech	JSU
36	Brodarius Lewis	5/5	START	START	START	START	START
37	Eric Thomas Jr.	4/0	XXX	XXX	XXX	...	XXX
38	Zion Edwards	0/0
40	Creighton Wilbanks	2/0	XXX	XXX
41	Ahmere Foster	5/5	START	START	START	START	START
42	Cannon McClain	0/0
43	Tyrese Weeks	0/0
46	Luke Beard	5/0	XXX	XXX	XXX	XXX	XXX
48	Colin Kapilovic	0/0
52	Cooper Frazier	4/0	...	XXX	XXX	XXX	XXX
53	Joseph Harper	5/0	XXX	XXX	XXX	XXX	XXX
54	Amir Leonard-Jean Charles	0/0
55	Carlos Slayden	3/1	XXX	XXX	START
56	Greg Nunnery	5/5	START	START	START	START	START
57	Jeramie Posey	1/0	XXX
58	RJ Whitehead	4/0	XXX	XXX	XXX	XXX	...
59	Chris Hayes	2/0	...	XXX	XXX
62	Aloali'i Maui	4/4	START	START	START	START	...
63	Blake Bustard	5/4	XXX	START	START	START	START
64	Camden Myers	0/0
67	Broderick Roman	5/5	START	START	START	START	START
70	Christian Anderson	0/0
71	Aaryn Parks	1/0	XXX
72	Jahmir Davis	0/0
73	Hayden Breal	1/0	...	XXX
74	Luke Rogers	5/1	START	XXX	XXX	XXX	XXX
75	Hayes Creel	5/5	START	START	START	START	START
76	Larry Edwards	0/0
77	Chase Malamala	0/0
78	Jez Janvier	4/0	XXX	XXX	XXX	XXX	...
79	Liam Cassidy	4/0	XXX	XXX	XXX	...	XXX
80	Zavian Hales	1/0	...	XXX
81	Cace Reed	2/0	...	XXX	XXX
82	Connor Gooding	0/0
83	Dillon Rowley	0/0
84	Kadinn Morris	5/2	XXX	START	START	XXX	XXX
85	Elijah Zamora	0/0
87	Caston Brown	0/0
88	Kyirin Heath	4/3	START	...	XXX	START	START
88	Chris Stokes	1/0	XXX
89	Michael Duran	0/0
90	Najae Hallenbeck	4/0	XXX	XXX	XXX	...	XXX
91	Quinzavious Warren	4/0	XXX	XXX	XXX	...	XXX
92	David Griffin	0/0
94	Kaden Morgan	0/0
95	Mason Clinton	4/0	XXX	XXX	...	XXX	XXX
96	Reed Harradine	5/0	XXX	XXX	XXX	XXX	XXX
97	Elijah Kinsler	1/0	XXX
98	Jaden McKinney	5/0	XXX	XXX	XXX	XXX	XXX
99	Cameron Mackey	5/0	XXX	XXX	XXX	XXX	XXX
		1/	...	XXX



2025-26 Southern Miss. Football
Passing Game-by-Game
All games

Page 1/1
as of Sep 28, 2025

#1 Braylon Braxton	Comp	Att	Int	Pct	Yards	TD	Long	Sacked	Effic.
Mississippi St.	26	39	1	66.7	199	2	37	1-4	121.3
Jackson St.	20	30	0	66.7	214	3	40	2-17	159.6
App State	22	30	1	73.3	279	2	48	1-9	166.8
Louisiana Tech	28	47	1	59.6	392	2	42	1-4	139.4
Jacksonville St.	13	22	0	59.1	152	2	43	2-21	147.1
Totals	109	168	3	64.9	1236	11	48	7-55	144.7

#12 John White	Comp	Att	Int	Pct	Yards	TD	Long	Sacked	Effic.
Jackson St.	1	1	0	100.0	-1	0	0	0-0	91.6
Totals	1	1	0	100.0	-1	0	0	0-0	91.6

#18 Landry Lyddy	Comp	Att	Int	Pct	Yards	TD	Long	Sacked	Effic.
Jackson St.	1	1	0	100.0	11	0	11	0-0	192.4
App State	0	1	0	0.0	0	0	0	0-0	0.0
Totals	1	2	0	50.0	11	0	11	0-0	96.2



2025-26 Southern Miss. Football
Rushing/Receiving Game-by-Game
All games

Page 1/1
as of Sep 28, 2025

Rushing

Player	No-Yds/TD	MS	JSU	APP	LATech	JSU
Braylon Braxton	51-169/1	12-58/0	10-20/0	7-27/0	10-23/0	12-41/1
Jeffery Pittman	43-206/4	9-16/0	10-71/0	6-39/2	DNP	18-80/2
Matt Jones	35-121/0	5-11/0	7-16/0	3-13/0	12-36/0	8-45/0
Robert Briggs Jr.	27-116/1	7-18/0	8-30/1	3-21/0	9-47/0	DNP
Jaylin Carter	15-69/0	DNP	1-2/0	1-7/0	3-16/0	10-44/0
Elijah Metcalf	4-26/0	1-1/0	-	2-8/0	-	1-17/0
Landry Lyddy	1--1/0	DNP	-	1--1/0	DNP	DNP

Receiving

Player	No-Yds/TD	MS	JSU	APP	LATech	JSU
Carl Chester	14-224/1	6-53/0	3-40/0	-	4-118/0	1-13/1
Elijah Metcalf	14-144/0	2-13/0	5-45/0	3-66/0	2-29/0	2--9/0
Micah Davis	13-136/3	2-6/1	3-38/1	3-30/1	3-28/0	2-34/0
Bralon Brown	12-134/1	-	3-52/1	3-22/0	4-36/0	2-24/0
Kadinn Morris	10-102/2	2-38/0	2-25/1	1--2/0	4-35/0	1-6/1
Jeffery Pittman	10-62/0	5-51/0	1-2/0	4-9/0	DNP	-
Tychaun Chapman	8-171/0	1-4/0	1-4/0	4-112/0	1-8/0	1-43/0
Kyirin Heath	7-88/1	1-5/0	DNP	2-20/0	3-56/1	1-7/0
Matt Jones	7-61/0	3-7/0	1-8/0	-	1-14/0	2-32/0
Robert Briggs Jr.	5-30/1	1-2/0	1-0/0	2-22/1	1-6/0	DNP
Jaylin Carter	3-21/0	DNP	-	-	3-21/0	-
Charles Montgomery	3-15/0	2-13/0	-	-	-	1-2/0
Davis Dalton	2-41/1	-	-	-	2-41/1	-
Jermame Hayes	1-11/0	DNP	1-11/0	-	DNP	DNP
TJ Johnson	1-7/1	1-7/1	-	-	-	-
Cace Reed	1--1/0	DNP	1--1/0	DNP	DNP	-



2025-26 Southern Miss. Football
Returns Game-by-Game
All games

Page 1/1
as of Sep 28, 2025

Punt Returns

Player	No-Yds	MS	JSU	APP	LATech	JSU
Elijah Metcalf	7-60	-	2-33	2-1	1-4	2-22
Trey Horne	1-0	DNP	1-0	-	-	-
Ahmere Foster	1-0	-	1-0	-	-	-

Kick Returns

Player	No-Yds	MS	JSU	APP	LATech	JSU
Micah Davis	3-78	-	2-54	-	-	1-24
Ian Foster	1-32	1-32	-	-	-	-

Interceptions Returns

Player	No-Yds	MS	JSU	APP	LATech	JSU
Ian Foster	2-148	-	-	1-99	-	1-49
MaLik Caswell	1-23	-	1-23	-	-	-
Ahmere Foster	1-20	-	1-20	-	-	-
Mathias Haygood	1-18	-	-	1-18	-	-
Josh Moten	1-0	-	-	-	-	1-0
Michael Montgomery	1-0	1-0	-	-	-	-
Anthony Richard, Jr.	1-0	-	-	1-0	-	-

Fumble Returns

Player	No-Yds	MS	JSU	APP	LATech	JSU
Ian Foster	1-0	-	-	-	-	1-0
Avery Sledge	1-0	-	-	-	-	1-0



2025-26 Southern Miss. Football
Fumbles Game-by-Game
All games

Page 1/1
as of Sep 28, 2025

Fumbles

Player	No-Lost	MS	JSU	APP	LATech	JSU
Braylon Braxton	1-0	-	-	-	-	1-0
Elijah Metcalf	1-0	-	-	1-0	-	-

Fumbles Forced

Player	Number	MS	JSU	APP	LATech	JSU
JJ Hawkins	2	1	-	-	-	1
Michael Montgomery	1	-	-	-	-	1

Fumbles Recovered

Player	Number	MS	JSU	APP	LATech	JSU
Ian Foster	1	-	-	-	-	1
Avery Sledge	1	-	-	-	-	1



2025-26 Southern Miss. Football
Sacks Game-by-Game
All games

Page 1/1
as of Sep 28, 2025

Player	UA-A	Total	MS	JSU	APP	LAtech	JSU
J'Mond Tapp	3-0	3	-	-	3-26	-	-
Jameer Lewis	3-0	3	-	-	1-9	-	2-10
JJ Hawkins	2-0	2	1-6	-	-	-	1-4
Garrick Ponder	2-0	2	-	1-8	-	1-5	-
Ian Foster	1-0	1	-	-	-	-	1-9
Mathias Haygood	1-0	1	-	1-1	-	-	-
Josh Battle	1-0	1	-	1-7	-	-	-
Eric Thomas Jr.	1-0	1	-	-	1-7	DNP	-
Michael Montgomery	0-1	0.5	-	-	-	0.5-2	-
Chris Jones	0-1	0.5	-	-	-	0.5-2	-



2025-26 Southern Miss. Football
Total Tackles Game-by-Game
All games

Page 1/1
as of Sep 28, 2025

Total Tackles

Player	S-A	Total	MS	JSU	APP	LATech	JSU
Chris Jones	15-39	54	4-9	0-6	1-11	5-10	5-3
Michael Montgomery	7-41	48	0-5	1-7	0-13	3-10	3-6
Ian Foster	14-20	34	2-5	1-3	5-7	3-3	3-2
Corey Myrick	16-13	29	2-5	0-1	5-1	3-5	6-1
Josh Moten	14-14	28	5-5	4-2	2-4	1-3	2-0
J'Mond Tapp	7-19	26	1-3	0-5	3-4	0-2	3-5
Josh Battle	13-12	25	3-3	4-2	2-5	3-2	1-0
Joseph Harper	6-15	21	1-6	2-1	1-6	-	2-2
JJ Hawkins	7-10	17	2-4	1-0	0-2	1-2	3-2
Brodarius Lewis	1-16	17	0-2	0-5	0-1	0-4	1-4
Jaden McKinney	3-12	15	0-5	1-2	1-2	0-2	1-1
Jameer Lewis	7-7	14	0-1	2-0	1-4	0-2	4-0
Anthony Richard, Jr.	7-6	13	0-4	2-0	2-1	2-1	1-0
Mathias Haygood	5-8	13	1-0	3-3	0-2	0-1	1-2
Ahmere Foster	3-10	13	1-4	1-2	0-2	0-2	1-0
Garrick Ponder	5-6	11	-	2-2	0-1	2-3	1-0
Isaiah Gibson	0-11	11	-	0-4	0-3	0-1	0-3
Jabari Ishmael	2-8	10	1-3	0-3	1-2	DNP	DNP
Mason Clinton	3-4	7	1-2	-	DNP	-	2-2
Avery Sledge	3-2	5	-	-	2-0	0-1	1-1
Dylan King	2-3	5	1-2	-	DNP	-	1-1
Jonathan Pennix	2-3	5	-	1-2	-	-	1-1
Eric Thomas Jr.	3-1	4	-	-	3-0	DNP	0-1
Malakai Murphy	1-2	3	-	0-1	-	0-1	1-0
Guylijah Theodule	0-3	3	0-1	-	-	0-2	DNP
MaLik Caswell	0-3	3	-	0-2	0-1	-	-
Brendan Toles	2-0	2	-	2-0	-	DNP	-
Dominick Hill	1-1	2	1-1	-	-	-	-
Charles Montgomery	1-0	1	1-0	-	-	-	-
Matt Jones	1-0	1	-	-	1-0	-	-
Ishmael Ibraheem	1-0	1	1-0	DNP	DNP	DNP	DNP
Khalil Foster	1-0	1	DNP	1-0	DNP	DNP	DNP
Reed Harradine	1-0	1	-	-	-	1-0	-
Zach Ruffin	0-1	1	-	0-1	-	-	-
Luke Beard	0-1	1	-	-	-	0-1	-
Najae Hallenbeck	0-1	1	-	-	-	DNP	0-1



**2025-26 Southern Miss. Football
Tackles For Loss Game-by-Game
All games**

Page 1/1
as of Sep 28, 2025

Player	UA-A	Total	MS	JSU	APP	LATech	JSU
J'Mond Tapp	5-0	5.0	-	-	3.0-26	-	2.0-7
JJ Hawkins	4-1	4.5	1.5-6	1.0-1	-	1.0-1	1.0-4
Garrick Ponder	4-1	4.5	-	2.0-10	-	1.5-6	1.0-3
Jameer Lewis	4-0	4.0	-	1.0-2	1.0-9	-	2.0-10
Chris Jones	0-5	2.5	0.5-0	0.5-0	-	1.0-3	0.5-0
Michael Montgomery	1-2	2.0	-	-	-	1.5-4	0.5-1
Ian Foster	1-1	1.5	0.5-1	-	-	-	1.0-9
Mathias Haygood	1-1	1.5	-	1.0-1	-	0.5-0	-
Josh Battle	1-1	1.5	-	1.0-7	0.5-3	-	-
Eric Thomas Jr.	1-0	1.0	-	-	1.0-7	DNP	-
Isaiah Gibson	0-1	0.5	-	0.5-1	-	-	-
Jabari Ishmael	0-1	0.5	0.5-2	-	-	DNP	DNP
Anthony Richard, Jr.	0-1	0.5	-	-	0.5-3	-	-
Ahmere Foster	0-1	0.5	-	-	-	0.5-0	-
Mason Clinton	0-1	0.5	0.5-1	-	DNP	-	-
Jaden McKinney	0-1	0.5	0.5-2	-	-	-	-



2025-26 Southern Miss. Football
All-Purpose Yards Game-by-Game
All games

Page 1/1
as of Sep 28, 2025

Player	Total	MS	JSU	APP	LATech	JSU
Jeffery Pittman	268	67	73	48	DNP	80
Elijah Metcalf	230	14	78	75	33	30
Carl Chester	224	53	40	-	118	13
Micah Davis	214	6	92	30	28	58
Matt Jones	182	18	24	13	50	77
Ian Foster	180	32	-	99	-	49
Tychaun Chapman	171	4	4	112	8	43
Braylon Braxton	169	58	20	27	23	41
Robert Briggs Jr.	146	20	30	43	53	DNP
Bralon Brown	134	-	52	22	36	24
Kadinn Morris	102	38	25	-2	35	6
Jaylin Carter	90	DNP	2	7	37	44
Kyirin Heath	88	5	DNP	20	56	7
Davis Dalton	41	-	-	-	41	-
Zach Ruffin	30	-	30	-	-	-
MaLik Caswell	23	-	23	-	-	-
Ahmere Foster	20	-	20	-	-	-
Mathias Haygood	18	-	-	18	-	-
Charles Montgomery	15	13	-	-	-	2
Jermame Hayes	11	DNP	11	-	DNP	DNP
TJ Johnson	7	7	-	-	-	-
Landry Lyddy	-1	DNP	-	-1	DNP	DNP
Cace Reed	-1	DNP	-1	DNP	DNP	-