

SOUTHERN MISS LADY EAGLE BASKETBALL

50th SEASON

8 NCAA TOURNAMENTS // 7 WNITS // 8 CONFERENCE TITLES

SOUTHERN MISS LADY EAGLES

5-12 (1-5 Sun Belt)

Head Coach Joye Lee-McNelis (Southern Miss, 1984)
 Record at Southern Miss 334-299 (21st season)
 Career Record 563-455 (34th season)
 vs. South Alabama 12-8 (7-3 in Hattiesburg)

NET: 278 // Last 10: 3-7 // 2023-24: 20-14 (10-8 SBC)

SOUTH ALABAMA JAGUARS

4-13 (0-6 Sun Belt)

Head Coach Yolisha Jackson (Jacksonville, 2004)
 Record at South Alabama 13-36 (Second season)
 Career Record 13-36 (Second season)
 vs. Southern Miss 0-2 (0-1 in Hattiesburg)

NET: 308 // Last 10: 2-8 // 2023-24: 9-23 (2-16 SBC)

GAME 18	TELEVISION	RADIO	LIVE STATS
January 19, 2025 2 p.m. CT Reed Green Coliseum (8,095) Hattiesburg, Miss.	Channel ESPN+ PxB Lee Roberts Color Larry Boyd	Station 92.7 FM PxB Jason Baker Color Kay James	smttt.info/Stats
			MEDIA CENTER
			smttt.info/MediaWBB

The Opening Tip

» Southern Miss celebrates its 50th season of women's basketball and of women's athletics at The University of Southern Mississippi.

» Over 50 former Lady Eagle athletes, coaches, staff and administrators are expected to return to Reed Green Coliseum to celebrate the program and its storied past.

» On top of all that, Southern Miss' 2024-25 squad still has a game to play against old foe South Alabama. The Lady Eagles and Jaguars meet for the 39th time overall and for the fifth time as members of the Sun Belt Conference.

» Southern Miss won the last meeting of the series 77-43 in Mobile and has not lost to South Alabama at Reed Green Coliseum since Nov. 30, 2017.

» The Lady Eagles are also on a six-game winning streak against the Jaguars.

» South Alabama was selected 14th in the Sun Belt Conference Preseason Coaches Poll and no Jaguars made the All-Sun Belt Preseason Team.

» Second-year South Alabama head coach Yolisha Jackson is 13-36 since returning to Mobile last season. She previously worked as an assistant under Terry Fowler at South Alabama before departing.

» Southern Miss' all-time Sun Belt Conference record fell to 24-18 after a loss to ULM on Jan. 16.

» Overall, Southern Miss is 12-9 on the road and 12-9 at home in its third season of Sun Belt Conference play.

» The 2024-25 season marks the 50th season of women's athletics at Southern Miss. The Lady Eagles plan to commemorate this historic occasion on January 18, 2025.

SERIES HISTORY

Overall	25-13 (39th meeting)
Conference	4-0 (4-0 Sun Belt)
Sun Belt Era (Since 2022-23)	4-0 (4-0)
At Reed Green Coliseum	15-4 (2-0)
At Mitchell Center ...5-6 // 10-9 in Mobile (5-3 at Jaguar Gym)	
Active Streak	Southern Miss, W6
Last Meeting	W, 77-43 // Jan. 27, 2024 // Mobile
McNelis vs. Jackson	2-0 (2-0)

STATISTICAL COMPARISON

	DI	SBC		SBC	DI
65.4	190	10	Scoring Offense	14	258
73.7	336	14	Scoring Defense	13	325
-8.3	292	13	Scoring Margin	14	319
.425	123	3	FG%	14	303
.452	344	14	Defensive FG%	12	257
.324	129	4	3P%	14	304
.343	323	13	Defensive 3P%	12	297
.642	318	12	FT%	13	322
35.53	228	12	Rebounds	8	121
-0.5	210	12	Rebound Margin	9	235
17.2	214	8	TOs Committed	14	333
14.65	289	14	TOs Forced	9	171
-2.59	297	12	TO Margin	14	305
14.6	--	--	Points off TO	--	15.1
0.89	131	4	A/TO Ratio	13	335
15.4	79	3	Assists	13	327
7.4	252	14	Steals	13	182
1.9	314	12	Blocks	4	85

Last Game's Starters

G	HT	YR	EX	HomeTown	PPG	RPG	APG	STL	BLK	FG%	3P%	FT%	MPG
0	5-11	Fr.	HS	Carrollton, Texas	2.8	1.7	1.2	4	1	.392	.000	.667	10.7
<i>A top recruit out of the DFW Metroplex // Won 100 games in four seasons at Hebron HS // First career start at ULM (Jan. 9), scored double-figures in 21 minutes</i>													
11	5-5	Fr.	HS	Pikeville, Ky.	7.7	2.5	2.9	15	0	.421	.392	.667	33.9
<i>Named 2024 Miss Kentucky Basketball // First Lady Eagle to sign from Kentucky // Averaged 17.1/2.7/7.1 at Pikeville HS as a senior // Advanced to KHSAA Elite Eight</i>													
12	6-0	So.	1L	Tampa, Fla.	9.4	3.1	2.9	16	5	.343	.255	.750	32.0
<i>A true gym rat, making 200 shots per day // Made 25 starts last season // Second-most three-pointers (40) by a freshman in program history // Gym. Rat.</i>													
14	5-6	Sr.	1L	Tampa, Fla.	12.3	4.5	2.5	23	4	.418	.423	.750	31.9
<i>Second year at Southern Miss // Came off bench majority of 2023-24 // Starting point guard at end of year // Two-year starter at Georgia State prior to Southern Miss</i>													
45	6-3	5th	4L	Hattiesburg, Miss.	14.5	7.3	0.5	8	18	.536	.455	.791	24.0
<i>McNelis' first Hattiesburg signee // 2020-21 C-USA Freshman OTY // 2023-24 Sun Belt Third Team // 9th in career double-doubles (24) // 5th in career rebounds (850)</i>													
Reserves	HT	YR	EX	HomeTown	PPG	RPG	APG	STL	BLK	FG%	3P%	FT%	MPG
5	5-9	Sr.	TR	New Orleans, La.	8.2	5.5	3.5	34	1	.424	.375	.396	27.6
3	5-9	Gr.	2L	Drew, Miss.	-	-	-	-	-	-	-	-	-
8	6-1	Fr.	HS	Maffra, Australia	0.0	0.6	0.1	1	0	.000	.0000	-	3.4
10	5-8	Jr.	JC	Webbers Falls, Okla.	1.6	1.3	0.9	10	0	.273	.182	.500	12.2
20	6-0	Jr.	JC	Gulfport, Miss.	5.8	3.9	0.5	6	2	.466	-	.571	17.3
23	5-11	Fr.	HS	Hammond, La.	1.7	0.1	0.0	0	0	.364	.364	-	32.0
24	5-8	So.	1L	Lake Charles, La.	5.9	2.9	1.5	8	2	.440	.333	.655	18.1
35	6-3	Fr.	HS	Baton Rouge, La.	Plans to redshirt after tearing ACL in preseason								

OVERALL	SUN BELT	STREAK
5-12	1-5	LOST 5
4-3	1-6	0-3
HOME	AWAY	NEUTRAL

OCTOBER // 0-0 // 75.0 PPG // +32.0 MARGIN
 30 Wednesday MISSISSIPPI COLLEGE! W, 75-43

NOVEMBER // 2-5 // 65.6 PPG // -7.4 MARGIN

4	Monday	at Bowling Green S	L, 71-67
7	Thursday	BLUE MOUNTAIN CHRISTIAN +	W, 87-60
11	Monday	WILLIAM CAREY	W, 66-47
15	Friday	at Southeastern	L, 68-61
23	Saturday	vs. #18/17 Baylor #	L, 101-55
24	Sunday	vs. Columbia #	L, 85-66
25	Monday	vs. Texas A&M #	L, 79-57

DECEMBER // 3-2 // 70.4 PPG // -4.2 MARGIN

1	Sunday	at UAB	L, 87-66
5	Thursday	MISSISSIPPI VALLEY STATE	W, 77-66
8	Sunday	MEMPHIS	W, 82-69
20	Friday	at Missouri State	L, 92-54
29	Sunday	at Georgia State *	W, 73-59

JANUARY // 0-5 // 60.2 PPG // -13.6 MARGIN

2	Thursday	OLD DOMINION *	L, 65-47
4	Saturday	APP STATE *	L, 76-56
9	Thursday	at ULM *	L, 84-75
11	Saturday	at Louisiana *	L, 77-68
16	Thursday	ULM *	L, 67-55
18	Saturday	SOUTH ALABAMA *	2 p.m.
23	Thursday	at James Madison *	6 p.m.
25	Saturday	at Marshall *	Noon
30	Thursday	TEXAS STATE *	6 p.m.

FEBRUARY // 0-0 // 0.0 PPG // +0.0 MARGIN

1	Saturday	TROY *	1 p.m.
5	Wednesday	GEORGIA SOUTHERN *	6 p.m.
8	Saturday	OHIO \$	2 p.m.
12	Wednesday	at Arkansas State *	7 p.m.
15	Saturday	at Troy *	3:33 p.m.
19	Wednesday	at South Alabama *	7 p.m.
22	Saturday	at Texas State *	2 p.m.
26	Wednesday	ARKANSAS STATE *	5 p.m.
28	Friday	LOUISIANA *	5 p.m.

MARCH // 0-0 // 0.0 PPG // +0.0 MARGIN

4	Tuesday	First Round %	11:30 a.m. -or- 2 p.m.
5	Wednesday	Second Round %	11:30 a.m. -or- 2 p.m.
6	Thursday	Third Round %	11:30 a.m. -or- 2 p.m.
7	Friday	Fourth Round %	11:30 a.m. -or- 2 p.m.
8	Saturday	Quarterfinals %	11:30 a.m. -or- 2 p.m.
9	Sunday	Semifinals %	11:30 a.m. -or- 2 p.m.
10	Monday	Championship %	1 p.m.

ALL TIMES ARE CENTRAL AND SUBJECT TO CHANGE
 ! Exhibition // \$ MAC-SBC Challenge // + Education Day
 # Battle4Atlantis // Paradise Island, Bahamas
 % Sun Belt Conference Tournament // Pensacola, Fla.
 * Sun Belt Conference

ATHLETIC COMMUNICATIONS

Primary Contact Maxwell Greenough II
 Email robert.greenough@usm.edu
 Cell (228) 990-9620
 Office (601) 266-4503

Associate AD Jack Duggan (Southern Miss, 1989)
 Assistant AD Jack MacDonald (Iowa State, 2018)
 Assistant Director
 Maxwell Greenough II (Southern Miss, 2022)
 Graduate Assistants
 Charlie Luttrell (Southern Miss, 2023)
 Kate Myles (Mary Hardin-Baylor, 2024)
 Mailing Address 118 College Drive, #5017
 Hattiesburg, MS 39406



UNIVERSITY INFORMATION

Location Hattiesburg, Miss. (39406)
 Population 47,068 (2020)
 Institution The University of Southern Mississippi
 Founded March 30, 1910
 Enrollment 13,230 (Fall 2023)
 Nickname Lady Eagles
 Colors Black & Gold
 Conference Sun Belt Conference (Third season)
 Band The Pride of Mississippi Marching Band
 Mascot Seymour d'Campus
 President Dr. Joe Paul
 Director of Athletics Jeremy McClain
 Senior Woman Administrator Sonya Varnell
 Faculty Athletic Representative .. Dr. Joseph Weinberg

TEAM HISTORY

First Season 1975-76
 All-Time Record (season) 826-625 (50th)
 Home 503-197
 Away 254-353
 Neutral 69-75
 Conference Record 346-329
 MAIAW 23-37 (1975-81)
 Metro 96-48 (1982-95)
 C-USA 203-226 (1995-22)
 Sun Belt 24-18 (2022-present)
 Regular Season Championships Four
 1989, 1993, 1994, 2023
 Outright Conference Titles Two
 1993, 1994
 Conference Tournament Record 43-43
 MAIAW 3-6 (Six appearances)
 Metro 20-9 (13 appearances)
 C-USA 18-26 (26 appearances)
 Sun Belt 2-2 (Two appearances)
 Conference Tournament Title Games 10
 1985-87-89-90-92-95-2009-14-15-17
 Conference Tournament Titles Four
 1987, 1990, 1992, 1995

POSTSEASON HISTORY

All-Time Postseason Record 15-18
 NCAA Appearances Eight
 1985, 1987, 1989, 1990, 1992, 1994, 1995, 1996
 NCAA Record 4-8
 NCAA Sweet 16s One (1994)
 WNIT Appearances Seven
 1982, 2000, 2008, 2014, 2015, 2017, 2024
 WNIT Record 9-8
 WNIT Super 16s Three (2008, 2015, 2024)
 WNIT Great 8s One (2015)
 AIAW Appearances One (1981)
 AIAW Record 1-1
 WBI Appearances One (2019)
 WBI Record 1-1

THE BERNARD REED GREEN COLISEUM

Capacity 8,095
 Year Opened 1965 (60th season)
 First Game L, 66-52 vs. Belhaven; Dec. 4, 1975
 Record at RGC 503-197 (.721)
 Under McNelis 223-97 (.700)
 Undefeated Seasons Three
 1988-89, 1989-90, 1993-94

2023-24 SEASON RECAP

Record 20-14 (10-8 Sun Belt)
 H / A / N 14-3 / 5-9 / 1-2
 Conference Finish Sixth
 Conference Tournament 1-1 (Quarterfinals)
 Postseason WNIT
 WNIT Record (round) 2-1 (Super 16)



NUMERICAL ROSTER

No.	Name	Pos.	Ht.	Cl.	Ex.	Hometown	Previous School
0	Micah Cooper	G	5-11	Fr.	HS	Carrollton, Texas	Hebron HS
3	Jacorriah Bracey	G	5-9	Gr.	2L	Drew, Miss.	Ole Miss
5	Bre Sutton	G	5-9	Sr.	TR	New Orleans, La.	Arkansas State
8	Jaime Gallatly	F	6-1	Fr.	HS	Maffra, Australia	Melbourne Tigers
10	Samantha Shanks	G	5-8	Jr.	JC	Webbers Falls, Okla.	Connors State College
11	Trinity Rowe	G	5-5	Fr.	HS	Pikeville, Ky.	Pikeville HS
12	Morgan Sieper	G	6-0	So.	1L	Tampa, Fla.	H.B. Plant HS
14	Nyla Jean	G	5-6	Sr.	1L	Tampa, Fla.	Georgia State
20	Je'Mya Evans	F	6-0	Jr.	JC	Gulfport, Miss.	Mississippi Gulf Coast CC
23	Ava Shields	G	5-11	Fr.	HS	Hammond, La.	Albany HS
24	Mikaylah Manley	G	5-8	So.	1L	Lake Charles, La.	Barbe HS
35	Whitney Hart	C	6-3	Fr.	HS	Baton Rouge, La.	Liberty Magnet HS
45	Melyia Grayson	C	6-3	5th	4L	Hattiesburg, Miss.	Hattiesburg HS

ALPHABETICAL ROSTER

3	Jacorriah Bracey	G	5-9	Gr.	2L	Drew, Miss.	Ole Miss
0	Micah Cooper	G	5-11	Fr.	HS	Carrollton, Texas	Hebron HS
20	Je'Mya Evans	F	6-0	Jr.	JC	Gulfport, Miss.	Mississippi Gulf Coast CC
8	Jaime Gallatly	F	6-1	Fr.	HS	Maffra, Australia	Melbourne Tigers
45	Melyia Grayson	C	6-3	5th	4L	Hattiesburg, Miss.	Hattiesburg HS
35	Whitney Hart	C	6-3	Fr.	HS	Baton Rouge, La.	Liberty Magnet HS
14	Nyla Jean	G	5-6	Sr.	1L	Tampa, Fla.	Georgia State
24	Mikaylah Manley	G	5-8	So.	1L	Lake Charles, La.	Barbe HS
11	Trinity Rowe	G	5-5	Fr.	HS	Pikeville, Ky.	Pikeville HS
10	Samantha Shanks	G	5-8	Jr.	JC	Webbers Falls, Okla.	Connors State College
23	Ava Shields	G	5-11	Fr.	HS	Hammond, La.	Albany HS
12	Morgan Sieper	G	6-0	So.	1L	Tampa, Fla.	H.B. Plant HS
5	Bre Sutton	G	5-9	Sr.	TR	New Orleans, La.	Arkansas State

COACHING STAFF

Joye Lee-McNelis	Head Coach	Southern Miss, 1984	21st season
Brooks Donald Williams	Associate Head Coach	Mississippi State, 2000	First season
Barbara Farris	Assistant Head Coach	Tulane, 1998	Second season
Jessica Barber	Assistant Coach / Recruiting	Mobile, 2006	Second season
Connor McNelis	Asst. Coach/Analytics-Player Dev.	Southern Miss, 2017	Second season
Mack Gardner	Director of Operations	UT Martin, 2011	Fourth season
Hope Meixler	Graduate Assistant Coach	Catawba, 2024	First season

SUPPORT STAFF

Julie Butler	Athletic Trainer	Southern Miss, 2018	Third season
Brian King	Strength & Conditioning	Southern Miss, 2019	First season
Kyle Degutis	Assistant Strength & Conditioning	Southern Illinois, 24	First season
Meredith Capell	Academic Advisor	Mississippi College, 2010	Second season
Jason Baker	Voice of the Lady Eagles	Southern Miss, 2007	13th season
Maxwell Greenough II	Sports Information Director	Southern Miss, 2022	Third season
Kate Myles	Sports Information Secondary	Mary Hardin-Baylor, 2024	First season
Ross White	Graphic Design	Harding, 2021	Third season
Greg Hartley	Creative Video	South Alabama, 2023	Second season
Will Smith	Marketing	Auburn, 2024	First season
Evan Gray	Marketing Secondary	Southeast Missouri State, 2023	Second season

PRONUNCIATION GUIDE

Players
Jacorriah Braceyjah-CORE-EE-UH
Melyia Grayson MUH-lee-uh
Morgan SieperSEE-purr

Coaches

Joye Lee-McNelisjoy MICK-Nell-us
Connor McNelisMICK-Nell-us
Hope MeixlerMIKES-ler



Returning Starters*	GP-GS	PPG	RPG	AST	STL	TO	BLK	FGM-A	3PM-A	FTM-A	MPG
3 Jacorriah Bracey	33-25	10.9	6.7	44	45	91	2	144-341	12-47	60-75	29.9
12 Morgan Sieper	34-25	5.3	2.8	38	24	44	15	65-195	40-139	9-10	26.3
14 Nyla Jean	34-7	3.9	3.0	53	36	43	5	44-137	14-52	29-54	20.4
45 Melyia Grayson	34-34	12.6	8.4	29	23	95	40	177-328	0-0	76-103	26.6
	135-91	32.7	20.9	164	128	273	62	430-1001	66-238	174-242	25.8

*Based on final lineup of 2023-24

Others Returning	GP-GS	PPG	RPG	AST	STL	TO	BLK	FGM-A	3PM-A	FTM-A	MPG
24 Mikaylah Manley	15-0	0.8	0.7	4	2	2	0	5-15	0-3	2-2	5.0
	15-0	0.8	0.7	4	2	2	0	5-15	0-3	2-2	5.0

Lost Production	GP-GS	PPG	RPG	AST	STL	TO	BLK	FGM-A	3PM-A	FTM-A	MPG
0 Brikeyla Gray**	29-20	6.4	5.6	28	22	32	7	80-168	0-5	25-32	24.2
2 Domonique Davis	33-31	20.2	3.8	110	51	88	3	226-513	50-142	165-202	32.2
4 Noelani Cornfield**	29-27	6.7	2.9	109	31	81	2	72-194	15-57	37-52	28.0
5 Emma Wallhoff**	14-0	0.6	0.8	5	2	3	0	3-17	3-15	0-0	5.5
10 Mahoganie Williams	29-1	1.9	1.8	2	13	30	15	26-77	0-0	2-5	7.3
25 Elle Blatchford**	22-0	0.9	1.0	15	16	14	2	7-28	3-17	3-8	11.7
35 Ashja Leake**	25-0	2.0	1.8	6	4	20	4	22-42	0-0	7-10	7.0
	181-79	38.7	17.7	275	139	258	33	436-964	71-236	239-309	18.2

**Did not finish season on active roster

	GP	GS	PPG	RPG	AST	STL	TO	BLK	FGM-A	3PM-A	FTM-A	MPG
Returning Production	150	91	33.8	21.6	168	130	275	62	435-1016	66-241	176-244	23.7
Lost Production	181	79	38.7	17.7	275	139	258	33	436-964	71-236	239-309	18.2
Percentage Left	45.3	53.5	46.6	55.0	38.0	48.3	51.6	65.3	49.9-51.3	48.2-50.5	42.4-44.1	56.6

Newcomers	Pos.	Ht.	Yr.	Ex.	Hometown	High School	Previous School
0 Micah Cooper	G	5-11	Fr.	HS	Carrollton, Texas	Hebron HS	
13.3 ppg/3.3 rpg as a senior after tearing ACL as a junior ... Led Hawks to the UIL Class 6A Regional Semifinal ... Won 100 games in her high school career.							
5 Bre Sutton	G	5-9	Sr.	TR	New Orleans, La.	Warren Easton HS	ULM / Arkansas State
Arkansas State transfer ... Played two seasons at ULM (2021-23) ... Injured last season, played just six games ... Reunited with former ULM HC Brooks Donald Williams							
8 Jaime Gallatly	F	6-1	Fr.	HS	Maffra, Australia	Melbourne Tigers	
Arrives from Maffra, Australia ... First Aussie Lady Eagle since 2011 ... Member of NBLT's Melbourne Tigers ... Played in NBL1 South Conference playoffs							
10 Samantha Shanks	G	5-8	Jr.	JC	Webbers Falls, Okla.	Webbers Falls HS	Connors State
63 starts in two seasons at Connors State ... 9.9 ppg, 8.2 rpg, 6.5 apg, 1.8 spg ... Second in NJCAA last year with 7.1 apg ... 2.0 A/TO Ratio ... 20 double-doubles at CSC							
11 Trinity Rowe	G	5-5	Fr.	HS	Pikeville, Ky.	Pikeville HS	
2024 Miss Kentucky Basketball ... Ky. state recordholder for assists 1,000+ ... No. 1 recruit in Ky. ... March 21 is 'Trinity Rowe Day' ... Played in Ky.-Ind. All-Star Game							
20 Je'Mya Evans	F	6-0	Jr.	JC	Gulfport, Miss.	Harrison Central HS	Miss. Gulf Coast CC
2024 All-NJCAA Region 23 and All-MACCC selection ... Led MGCCC to first region title since 1977 ... Averaged 12.8 points and 6.5 boards per game as a sophomore							
23 Ava Shields	G	5-11	Fr.	HS	Hammond, La.	Albany HS	
Back-to-back district champ at Albany HS ... Second Team LSWA Class 3A ... 56-11 record over last two seasons ... Averaged 15.8, 10.6 and 3.2 P/R/A as a senior							
35 Whitney Hart	C	6-3	Fr.	HS	Baton Rouge, La.	Liberty Magnet HS	
No. 4 recruit in La. ... All-Baton Rouge Metro MVP ... First Team All-State and All-District ... Louisiana Female Basketball Player of the Year							

How the 2024-25 Lady Eagles were built

High School Signees (8)

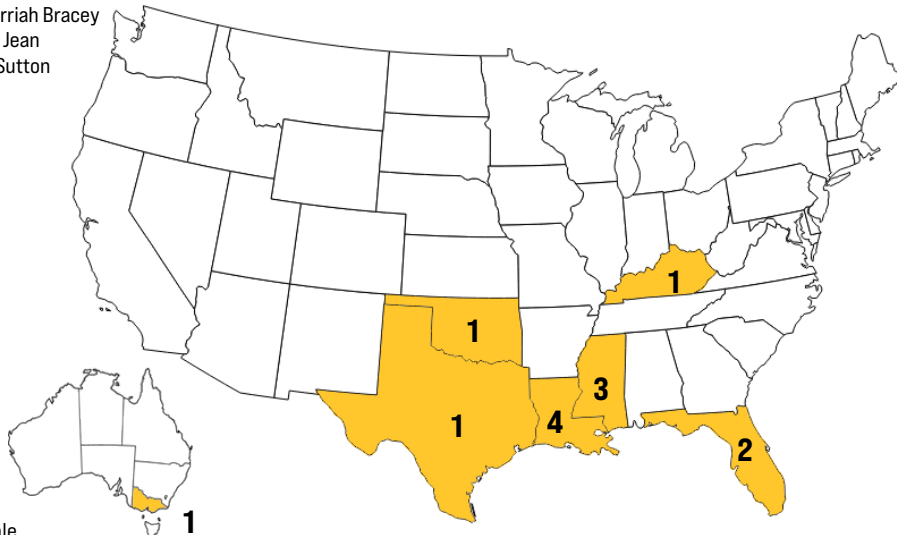
- 2020 - Melyia Grayson
- 2023 - Mikaylah Manley, Morgan Sieper
- 2024 - Micah Cooper, Jaime Gallatly, Whitney Hart, Trinity Rowe, Ava Shields

Junior College Transfers (2)

- 2024 - Je'Mya Evans, Samantha Shanks

NCAA Transfers (3)

- 2022 - Jacorriah Bracey
- 2023 - Nyla Jean
- 2024 - Bre Sutton



*Not to scale

2024-25 TEAM INFORMATION

Letterwinners R/L	5/7
Starters R/L	3/2
Newcomers	8 (5 HS / 2 JC / 1 TR)

ROSTER BREAKDOWN BY CLASS

Freshman	Five
Micah Cooper	
Jaime Gallatly	
Whitney Hart	
Trinity Rowe	
Ava Shields	
Sophomores	Two
Mikaylah Manley	
Morgan Sieper	
Juniors	Two
Je'Mya Evans	
Samantha Shanks	
Seniors	Two
Nyla Jean	
Bre Sutton	
Fifth Years	One
Melyia Grayson	
Graduates	One
Jacorriah Bracey	

ROSTER BREAKDOWN BY STATE

Florida	Two
Nyla Jean // Tampa	
Morgan Sieper // Tampa	
Kentucky	One
Trinity Rowe // Pikeville	
Louisiana	Four
Whitney Hart // Baton Rouge	
Mikaylah Manley // Lake Charles	
Ava Shields // Hammond	
Bre Sutton // New Orleans	
Mississippi	Three
Jacorriah Bracey // Drew	
Je'Mya Evans // Gulfport	
Melyia Grayson // Hattiesburg	
Oklahoma	One
Samantha Shanks // Webbers Falls	
Texas	One
Micah Cooper // Carrollton	
Victoria, Australia	One
Jaime Gallatly // Maffra	

ROSTER BREAKDOWN BY POSITION

Guards	Nine
Jacorriah Bracey	
Micah Cooper	
Nyla Jean	
Mikaylah Manley	
Trinity Rowe	
Samantha Shanks	
Ava Shields	
Morgan Sieper	
Bre Sutton	
Forwards	Two
Je'Mya Evans	
Jaime Gallatly	
Centers	Two
Melyia Grayson	
Whitney Hart	



Personal

Full Name.....Joye Nell Lee-McNelis
 Born June 2, 1962
 Hometown Leetown, Miss.
 Spouse..... Dennis McNelis
 Children..... Whitney (Wilkerson) & Connor
 Grandchildren Emma Grace (Wilkerson)
 Caroline Lee (Wilkerson)

Education

Bachelors.....
 ..Business Distributive Education (Southern Miss, '84)
 Masters..... Education (Southern Miss, '86)

Playing Career

Hancock North Central HS 1976-80
 Southern Miss 1980-84

Coaching Career

Texas State (Assistant) 1984-86
 Southern Miss (Assistant) 1986-91
 Memphis..... 1991-04
 Southern Miss 2004-present

Overall Records

Overall 563-455
 Home 359-152
 Away 161-247
 Neutral 43-56
 At Southern Miss 334-299
 Home 223-97
 Away 91-167
 Neutral 20-33
 Conference 279-234
 Great Midwest 24-20
 Conference USA 231-198
 at Memphis 85-49
 at Southern Miss 146-149
 Sun Belt 24-17

Conference History

Regular Season Championships..... Five
 1995, 1996, 1997, 1998, 2023
 Conference Tournament Title Games Eight
 1994, 1995, 1996, 1998, 2009, 2014, 2015, 2017
 Conference Tournament Titles Two
 1996, 1998

Postseason History

NCAA Tournament Appearances..... Four
 1995, 1996, 1997, 1998
 WNIT Appearances Nine
 1999, 2000-01-04-08-14-15-17-24
 WNIT Super 16s..... Three (1999, 2008, 2015, 2024)
 WNIT Great 8s One (1999)
 WNIT Fab 4s One (1999)
 WBI Appearances One (2019)

Coaching Honors

C-USA Coach of the Year 2014, 2017
 National Coach of the Year 1995 Finalist
 Pat Summitt Most Courageous Award 2024

Player Honors

All-Conference..... 45
 Seven Great Midwest; 35 C-USA; 3 Sun Belt
 Players of the Year Two
 Newcomers of the Year Six
 Defensive Player of the Year Three
 Sixth Woman of the Year Two
 Freshman of the Year One
 All-Tournament Team 19
 Tournament MVP Two
 Player of the Week 48
 Academic All-American One
 Professional Players..... 13



Head Coach
Joye Lee-McNelis

Alma Mater Southern Miss, 1984
 At Southern Miss 21st season
 Overall 34th season
 In Coaching 41st season
 Hired May 14, 2004



Winning takes time and time is something Joye Lee-McNelis has had. In her 34 years as a Division I head coach, she has done more than most can even dream of. With over 550 wins and 1,000 games under her belt, McNelis is easily one of the most experienced and recognizable head coaches in the sport. A four-year letterwinner at Southern Miss, the then Joye Nell Lee was an uber-talented guard that utilized her speed and athleticism to pester opposing defenses while with the Lady Eagles. After finishing as one of - and still - the program's greatest offensive weapons, McNelis began her coaching career at Southwest Texas State in 1984.

After two seasons in San Marcos, Texas, McNelis returned to Hattiesburg to join Kay James' 1986-87 staff as an assistant coach and recruiting coordinator, a position she would hold for five seasons at Southern Miss. In these five seasons, the Lady Eagles posted a 103-47 overall record and made three NCAA Tournaments with three overall conference titles. As one of the country's top assistants, she drew the eye of Memphis State in 1991 after the retirement of legendary head coach Mary Lou Johns. Memphis' brass would eventually select the 28-year-old McNelis as the program's next head coach, taking over for the 1991-92 season.

The once powerhouse Lady Tigers had fallen from their previous heights and it was up to McNelis to take them back. Her first season at the helm was also Memphis State's first season in the Great Midwest Conference - a new group of Midwest and Mid-South basketball-centric programs that MSU helped found from the Metro. The Great Midwest would later merge with the remaining members of the Metro to form Conference USA. McNelis earned her first NCAA Tournament berth in 1995 as well as the Great Midwest Regular Season Title which placed her as a finalist for the 1995 National Coach of the Year Award. Each of these marked the first of four-straight as Memphis State made the 1995, 1996, 1997 and 1998 NCAA Tournaments and won either the regular season or tournament title in their conference in each season as well, including sweeping the regular season and tournament titles in 1998. The Lady Tigers also made the 1999, 2000, 2001 and 2004 WNIT postseason and posted six 20-win seasons with an overall record of 229-156 and conference record of 110-68.

Though outsiders would have guessed that she would remain at Memphis for decades, McNelis' heart was always in Hattiesburg as she turned down multiple power conference offers in order to keep her dream of returning to Southern Miss alive. Finally, in Spring 2004 the stars aligned and the timing was just right. Despite the pay cut, lack of bonuses, loss of support structure, aging facilities and all that came with the now-downtrodden Lady Eagle Basketball, McNelis knew that it was home. On May 24, 2004, Southern Miss Director of Athletics Richard Giannini officially announced the hiring of Joye Lee-McNelis as she returned to Hattiesburg as a coach for the first time in 14 years.

After inheriting a 14-13 team that posted just two conference wins, McNelis won just 23 games over her first two seasons. By her fourth (2007-08), the Lady Eagles turned the corner and made a run to the WNIT Super 16 and won 20 games for the first time since 1995-96. Slowly but surely, McNelis and her various staffs built a foundation for sustained success. Southern Miss has won 20 games in seven seasons under McNelis and qualified for a total of six postseason tournaments. When Southern Miss left Conference USA after the 2021-22 seasons, McNelis stood alone at the top as the conference's all-time winningest head coach.

Since joining the Sun Belt, Southern Miss has posted back-to-back 20-win seasons and claimed a share of the 2022-23 Sun Belt Conference Regular Season Title - the program's first since 1994. Since digging out of the doldrums of the COVID-19 affected seasons, the Lady Eagles are poised for a period of sustained success not seen before in the 21st century.

#McNELIS STRONG

McNelis coached the entirety of the 2023-24 season while battling adenocarcinoma (stage four lung cancer) for the third time in her life since receiving her first diagnosis in 2017. While not evident from the outside, her chemotherapy treatments did cause her to miss four games. However, her hand still guided the Lady Eagle ship throughout the season. On April 29, 2024, McNelis, along with her friends, family and team, was able to officially ring the bell at the Forrest General Cancer Center to signify the end of her chemo- and immunotherapy treatments.

In addition, the Lee and McNelis families also mourned the passing of their patriarch, Mr. Louis Dempsey Lee, Sr., the father of Joye; Louis, Jr.; and Rico. The Lee family also buried their mother, Mrs. Nell Lee, this past summer.

For her efforts, McNelis was awarded one of the highest honors in the women's basketball world by the United States Basketball Writers Association - The Pat Summitt Most Courageous Award. The Award, awarded annually by the USBWA, recognizes an individual who's perseverance and courage goes above and beyond on and off the court for the sport of women's basketball. McNelis is the 47th overall recipient of the award.

"I am truly honored to even be mentioned alongside such a great name as Pat Summitt. I am thankful that the USBWA has recognized me as courageous, but believe my faith in God, trust in my doctors and belief in my wonderful coaching staff allowed me to focus on my own battles off the court this season. To me, the greatest award I have today is being able to wake up each day and continue to coach young women in the game I love."



Season	School	Role	Record	Conference	Postseason
1980-81	Southern Miss	Student-Athlete	22-7	5-3 (Mississippi AIAW)	AIAW Region Tournament
1981-82	Southern Miss	Student-Athlete	16-11		WNIT Consolation
1982-83	Southern Miss	Student-Athlete	17-10	3-1 (Metro)	
1983-84	Southern Miss	Student-Athlete	18-10	5-5 (Metro)	
Four seasons as Southern Miss Athlete			73-38	13-9	Two Postseason Berth
1984-85	Texas State*	Assistant Coach	16-12	5-6 (Gulf Star - Division II)	
1985-86	Texas State*	Assistant Coach	10-18	2-8 (Gulf Star - Division II)	
Two seasons as Texas State Assistant			26-30	7-14	
1986-87	Southern Miss	Assistant Coach	21-9	6-6 (Metro) %	NCAA First Round
1987-88	Southern Miss	Assistant Coach	12-16	6-6 (Metro)	
1988-89	Southern Miss	Assistant Coach	26-5	10-2 (Metro) #	NCAA First Round
1989-90	Southern Miss	Assistant Coach	27-5	11-3 (Metro) %	NCAA Second Round
1990-91	Southern Miss	Assistant Coach	17-12	8-6 (Metro)	
Five seasons as Southern Miss Assistant			103-47	41-23 #%%	Three Postseason Berths
1991-92	Memphis**	Head Coach	12-17	4-6 (Great Midwest)	
1992-93	Memphis**	Head Coach	12-16	3-7 (Great Midwest)	
1993-94	Memphis**	Head Coach	17-12	7-5 (Great Midwest)	
1994-95	Memphis**	Head Coach	22-8	10-2 (Great Midwest) #	NCAA Second Round
1995-96	Memphis**	Head Coach	20-11	10-4 (C-USA) %	NCAA First Round
1996-97	Memphis**	Head Coach	22-7	12-2 (C-USA) #	NCAA First Round
1997-98	Memphis**	Head Coach	22-8	14-2 (C-USA) # %	NCAA First Round
1998-99	Memphis**	Head Coach	22-10	10-6 (C-USA)	WNIT Fab 4
1999-00	Memphis**	Head Coach	17-13	11-5 (C-USA)	WNIT Second Round
2000-01	Memphis**	Head Coach	18-12	9-7 (C-USA)	WNIT First Round
2001-02	Memphis**	Head Coach	11-17	5-9 (C-USA)	
2002-03	Memphis**	Head Coach	13-15	6-8 (C-USA)	
2003-04	Memphis**	Head Coach	21-10	9-5 (C-USA)	WNIT First Round
13 seasons as Memphis Head Coach			229-156	110-68 ###%%	Eight Postseason Berths
2004-05	Southern Miss	Head Coach	9-19	3-11 (C-USA)	
2005-06	Southern Miss	Head Coach	14-15	10-6 (C-USA)	
2006-07	Southern Miss	Head Coach	15-15	9-7 (C-USA)	
2007-08	Southern Miss	Head Coach	21-14	8-8 (C-USA)	WNIT Super 16
2008-09	Southern Miss	Head Coach	20-12	11-5 (C-USA)	
2009-10	Southern Miss	Head Coach	9-21	5-11 (C-USA)	
2010-11	Southern Miss	Head Coach	10-20	5-11 (C-USA)	
2011-12	Southern Miss	Head Coach	13-18	6-10 (C-USA)	
2012-13	Southern Miss	Head Coach	15-16	6-10 (C-USA)	
2013-14	Southern Miss	Head Coach	27-7	13-3 (C-USA)	WNIT Second Round
2014-15	Southern Miss	Head Coach	25-11	13-5 (C-USA)	WNIT Great 8
2015-16	Southern Miss	Head Coach	14-16	7-11 (C-USA)	
2016-17	Southern Miss	Head Coach	23-11	13-5 (C-USA)	WNIT First Round
2017-18	Southern Miss	Head Coach	15-15	7-9 (C-USA)	
2018-19	Southern Miss	Head Coach	18-14	9-7 (C-USA)	WBI Quarterfinals
2019-20	Southern Miss	Head Coach	15-15	7-11 (C-USA)	
2020-21	Southern Miss	Head Coach	7-12	5-11 (C-USA)	
2021-22	Southern Miss	Head Coach	18-12	9-8 (C-USA)	
2022-23	Southern Miss	Head Coach	21-10	13-5 (Sun Belt) #	
2023-24	Southern Miss	Head Coach	20-14	10-8 (Sun Belt)	WNIT Super 16
2024-25	Southern Miss	Head Coach	5-12	1-5 (Sun Belt)	
21st season as Southern Miss Head Coach			334-299	170-167 #	Six Postseason Berths

Career Overview

Overall Record (45th season)	765-570	341-281	19 Postseason Berths
Overall Coaching Record (41st)	692-532	328-272	17 Postseason Berths
Overall Assistant Record (Seven)	129-77	48-37	Three Postseason Berths
Overall Head Coach Record (34th)	563-455	280-235	14 Postseason Berths
Overall Southern Miss Record (30th)	510-384	224-199	11 Postseason Berths

*Then known as Southwest Texas State

**Then known as Memphis State

Regular Season Champion

% Conference Tournament Champions

McNelis Against 2024-25 Opponents

App State	1-1
Arkansas State	7-0
Baylor	0-2
Bowling Green	0-1
Blue Mountain Christian	4-0
Columbia	0-2
Georgia Southern	2-0
Georgia State	4-0
James Madison	0-3
Louisiana	6-2
Marshall	16-13
Memphis	10-11
Mississippi College	1-0
Mississippi Valley State	9-0
Missouri State	0-1
Ohio	0-0
Old Dominion	4-10
South Alabama	12-8
Southeastern	7-1
Texas A&M	2-1
Texas State	2-3
Troy	3-1
UAB	36-25
ULM	7-10
William Carey	16-0

Career Win Milestones

No. 1	Nov. 23, 1991	Jackson State
50	Jan. 11, 1995	Saint Louis
100	Feb. 4, 1997	Ole Miss
150	Nov. 22, 1999	Austin Peay
200	Dec. 14, 2002	vs. Jackson State
250	Feb. 19, 2005	UAB
300	Jan. 25, 2009	at Rice
350	Jan. 20, 2013	at UCF
400	Feb. 19, 2015	Old Dominion
450	Nov. 28, 2017	Northwestern State
500	Nov. 9, 2021	William Carey
550	Feb. 3, 2024	Troy
563	Dec. 29, 2024	at Georgia State

Southern Miss Win Milestones

No. 1	Nov. 23, 2004	Little Rock
50	Jan. 25, 2008	UCF
100	Nov. 25, 2011	Jacksonville State
150	March 5, 2014	North Texas
200	Dec. 20, 2016	vs. Xavier
250	Nov. 13, 2019	Southeastern
300	Jan. 14, 2023	ULM
334	Dec. 29, 2024	at Georgia State



SOUTH ALABAMA JAGUARS

4-13 (0-6 Sun Belt)

UNIVERSITY INFORMATION

Location..... Mobile, Ala. (36688)
 Population.....187,041 (2020)
 Institution.....University of South Alabama
 Founded..... May 3, 1963
 Enrollment.....13,463 (Fall 2022)
 Nickname.....Jaguars
 Colors.....Blue, White & Red
 Conference.....Sun Belt
 Band.....Jaguar Marching Band
 President.....Dr. Jo Bonner
 Director of Athletics.....Dr. Joel Erdmann
 Website.....USAJaguars.com
 Main Phone.....(251) 461-7121
 Ticket Office.....(251) 460-7983

COACHING STAFF

Head Coach.....Yolisha Jackson
 Alma Mater.....Jacksonville, 2004
 Record at USA.....13-36 (second season)
 Career Record.....13-36 (second season)
 Division I Record.....13-36 (second season)
 Assistants.....Eryc Pittman, Colby Davis, Brooke LeMar
 Office Phone.....(251) 414-8292

2023-24 SEASON RECAP

Overall Record.....9-23
 Home.....4-12
 Away.....5-9
 Neutral.....0-2
 Conference Record.....2-16
 Home.....0-9
 Away.....2-7
 Neutral.....0-0
 Conference Finish.....14th
 Conference Tournament.....0-1 (First Round)
 Postseason.....None
 Final NET.....309
 Against Southern Miss.....0-2

2024-25 ROSTER OVERVIEW

Letterwinners R/L.....6/5
 Starters R/L.....4/1
 Newcomers.....Eight
 High School.....Four
 Junior College.....Three
 Division I Transfer.....One

SPORTS INFORMATION

Contact.....Charlie Parker
 Alma Mater.....Belhaven, 2023
 Email.....charlieparker@southalabama.edu
 Office.....n/a
 Mailing Address.....n/a

ARENA INFORMATION

Name.....Mitchell Center
 Opened.....1999
 Capacity.....10,000

SOCIAL MEDIA DIRECTORY

Twitter.....@SouthAlabamaWBB
 Instagram.....@southalabamawbb
 Facebook...../south.wbb

OVERALL	SUN BELT	STREAK
4-13	0-6	L7
2-4	2-8	0-1
HOME	AWAY	NEUTRAL

NOVEMBER // 2-4

4	DELTA STATE	W, 63-56
7	LOUISIANA TECH	L, 78-70
11	at Rice	L, 76-58
15	at North Alabama	L, 71-62
19	at New Orleans	W, 67-57
29	at College of Charleston	L, 83-62

DECEMBER // 2-4 (0-1)

1	at Charleston Southern	L, 60-55
7	FALUKNER	W, 79-44
15	at #22 Ole Miss	L, 94-39
19	at Stetson ^	W, 87-79
20	vs. Bethune-Cookman ^	L, 67-62
29	at Old Dominion *	L, 82-59

JANUARY // 0-5 (0-5)

2	APP STATE *	L, 82-67
4	COASTAL CAROLINA *	L, 73-58
9	LOUISIANA *	L, 76-50
11	at Texas State *	L, 65-54
16	at Troy *	L, 99-60
18	at Southern Miss *	2 p.m.
22	ULM *	7 p.m.
25	ARKANSAS STATE *	2 p.m.
30	at ULM *	6:30 p.m.

FEBRUARY // 0-0

1	at Arkansas State *	2 p.m.
5	JAMES MADISON *	7 p.m.
13	at Georgia State *	10 a.m.
15	at Georgia Southern *	1 p.m.
19	SOUTHERN MISS *	7 p.m.
22	TROY *	2 p.m.
26	at Louisiana *	5 p.m.
28	TEXAS STATE *	5 p.m.

MARCH // 0-0

4-10 at Sun Belt Conference Tournament

^ The Hatter Invitational
 * Sun Belt Conference
 ALL TIMES ARE CENTRAL

Series History

Overall.....	25-13 (39th meeting)
Home.....	15-4 (2-0)
Away.....	10-9 (2-0)
Neutral.....	n/a
Overtime.....	n/a
Conference.....	4-0
Sun Belt.....	4-0

First Meeting.....Jan. 15, 1976 // W, 56-48 // Hattiesburg
 Last Meeting.....Jan. 27, 2024 // W, 77-43 // Mobile
 Active Streak.....Southern Miss, W6

McNelis vs. South Alabama.....12-8
 At Memphis.....0-0
 At Southern Miss.....12-8
McNelis vs. Jackson.....2-0
 At Memphis.....0-0
 At Southern Miss.....2-0

Combined Scoring Records

Most Points.....171 // Feb. 11, 1978 // W, 108-63
 Fewest Points.....95 // Dec. 31, 2022 // W, 58-37
 Average Score.....Southern Miss 72, South Alabama 62

Southern Miss Superlatives

Largest Win.....57 // Nov. 28, 1978 // W, 103-46
 Smallest Win.....1 // Feb. 14, 1984 // W, 83-82
 Most Points.....108 // Feb. 11, 1978 // W, 108-63
 Fewest Points.....39 // Nov. 16, 2001 // L, 62-39
 Total Points.....2,729
 Longest Win Streak.....Nine // Nov. 23, 1976 - Dec. 7, 1982

South Alabama Superlatives

Largest Win.....34 // Nov. 16, 2010 // L, 95-61
 Smallest Win.....2 // Twice, last Nov. 16, 2012 // L, 69-67
 Most Points.....95 // Nov. 16, 2010 // L, 95-61
 Fewest Points.....37 // Dec. 31, 2022 // W, 58-37
 Total Points.....2,345
 Longest Win Streak.....Six // Nov. 16, 2001 - Nov. 20, 2008

By Date

November.....	6-7
December.....	9-4
January.....	7-2
February.....	3-0
March.....	0-0
Monday.....	2-2
Tuesday.....	8-2
Wednesday.....	0-1
Thursday.....	3-3
Friday.....	0-2
Saturday.....	7-1
Sunday.....	5-2

Last Game's Starters	HT	YR	Hometown	GP-S	PPG	RPG	A	TO	S	B	FG%	MPG
G 5 Amyria Walker	5-4	Jr.	Burleson, Texas	17-17	11.6	2.6	28	62	16	1	.376	25.5
G 11 Nadia Howard	5-9	Sr.	Grayson, Ga.	17-14	1.9	2.9	23	26	23	2	.211	20.6
F 20 Daniela Gonzalez	6-0	Jr.	Jamundi, Columbia	17-17	10.4	6.8	33	55	21	16	.320	30.6
C 21 Alicia Spann	6-3	Jr.	Sumter, S.C.	17-13	3.4	3.5	5	20	4	9	.442	17.5
G 22 Rachel Leggett	5-8	Jr.	Navarre, Fla.	17-8	11.2	6.2	20	57	29	13	.545	27.5
Reserves	HT	YR	Hometown	GP-S	PPG	RPG	A	TO	S	B	FG%	MPG
G 0 Chrysta Narcisse	5-8	Fr.	Lafayette, La.	11-0	2.7	1.5	9	10	10	4	.217	13.5
C 2 Tara Green	6-3	Sr.	West Helena, Ark.	2-0	4.5	3.5	0	0	0	2	.500	9.5
F 3 Naomi Smitherman	6-1	Jr.	Birmingham, Ala.	13-0	0.8	1.4	0	4	1	0	.500	6.8
G 4 Michiyah Simmons	5-6	Jr.	Pompano Beach, Fla.	15-3	7.3	3.3	23	40	11	2	.315	17.2
G 7 Aroa Mangas	5-9	Fr.	Salamanca, Spain	8-0	1.1	0.1	1	1	0	0	.429	3.0
G 8 Terrn Coffil	5-7	Fr.	New Orleans, La.	17-0	6.2	1.8	8	23	11	4	.330	16.1
G 10 Janelle Jones	5-9	Gr.	Pensacola, Fla.	0-0	--	--	--	--	--	--	--	--
F 15 Princess Okafor Nweze	6-1	Fr.	Malaga, Spain	17-4	2.9	3.9	4	15	6	10	.500	15.2
G 23 Saneea Bevely	n/a	Jr.	Kansas City, Mo.	0-0	--	--	--	--	--	--	--	--
G 24 Jordan Rosier	5-9	Sr.	Tallahassee, Fla.	9-9	8.6	2.3	17	14	6	0	.368	29.1



Wednesday 15	Thursday 16	Friday 17	Saturday 18	Sunday 19	Monday 20	Tuesday 21
Practice - TBD Players and coaches available upon request	ULM Hattiesburg, Miss. 6 p.m. CT Players and coaches available postgame after cooldown	Practice - TBD Players and coaches available upon request	South Alabama Hattiesburg, Miss. 6 p.m. CT Players and coaches available postgame after cooldown	Off Day No availability	Practice - TBD Players and coaches available upon request	Practice - TBD Players and coaches available upon request



Maxwell Greenough II
Assistant Director of Athletic Communications
Alma Mater.....Southern Miss, '22-'24
Email.....robert.greenough@usm.edu
Cell.....(228) 990-9620
Office.....(601) 266-4503

Credentials

Media outlets interesting in covering Southern Miss women's basketball on either a season or individual-game basis should submit applications for credentials through the Southern Miss Athletics Communications Office. Email women's basketball contact **Maxwell Greenough** at for any and all credential requests.

Press seating at Reed Green Coliseum is located above the visiting team tunnel on the southwest corner. Media members are welcome to make their way to the baseline for photography during the game.

Interviews

Coach McNelis and at least one player will be made available after all home games in either the men's or women's basketball film room.

For interviews outside of the provided player and coaches, please contact **Maxwell Greenough** at least two days prior.

Parking

In standalone women's basketball games, parking is available on a first-come, first-serve basis around the M.K. Turk Circle, Kay James Drive, Wellness Center Lot, Payne Center Lot and Pete Taylor Park Lot.

When Southern Miss men's and women's basketball are playing a doubleheader, men's basketball parking passes will be required to park in M.K. Turk Circle, Kay James Drive, Wellness Center Lot and Pete Taylor Park Lot.

Lady Eagle Basketball Hotline

Head coach Joye Lee-McNelis, or another representative of Lady Eagle Basketball, will be at Walk-On's Sports Bistreaux, located at 4400 Hardy Street, in Hattiesburg, on Mondays throughout the basketball season.

Recording times are from Noon to 1 p.m. in front of a live audience. Media interested in covering the Lady Eagles are welcome to attend.

Contact Information

Primary Contact.....Maxwell Greenough II
Email.....robert.greenough@usm.edu
Cell.....(228) 990-9620
Office.....(601) 266-4503
Associate AD.....Jack Duggan (Southern Miss, 1989)
Assistant AD.....Jack MacDonald (Iowa State, 2018)
Assistant Director.....Maxwell Greenough II (Southern Miss, 2022)
Graduate Assistants.....Charlie Luttrell (Southern Miss, 2023)
.....Kate Myles (Mary Hardin-Baylor, 2024)
Mailing Address.....118 College Drive, #5017
.....Hattiesburg, MS 39406

50	This is the 50th season of Southern Miss Lady Eagle Basketball. The Lady Eagles (originally the Lady Golden Eagles) officially began play in the 1975-76 season as Southern Miss moved to sponsor women's athletics to comply with Title IX.
563	Joye Lee-McNelis owns 563 career victories in her now 34 seasons as a head coach. McNelis coached her 1,000 game on March 23, 2024, against Murray State in the WNIT. She has the 21st most wins of any active Division I head coach
61	Speaking of McNelis , upon earning her 550th career victory on Feb. 3, 2024, she became the 61st coach in Division I women's basketball to reach the 550-win mark, cementing herself as truly one of the best to ever do it.
1442	Melyia Grayson currently owns 1,442 career points at Southern Miss and is sitting at 12th on the program's career scoring charts after scoring 430 last season. The Hub City native needs only 70 to break into the All-Time Top 10
8	The Lady Eagles welcomed eight new faces into the locker room this offseason, needing to replace seven departing letterwinners from the 2023-24 Postseason WNIT run. Only five returners and two everyday starters return from last season's squad.

Game 18 // Southern Miss vs. South Alabama // Reed Green Coliseum // Hattiesburg, Miss. // 2 p.m. CT

- » Southern Miss hosts old foe South Alabama at Reed Green Coliseum for the first of two meetings between the Lady Eagles and Jaguars this season. Southern Miss leads the overall series 25-13 ahead of the 39th meeting between Southern Miss and South Alabama.
- » Southern Miss has won six straight games in the series since 2019 and has dominated the Jaguars since joining the Sun Belt Conference in 2022-23. South Alabama is a founding member of the league, helping start the conference in 1976. The Jaguars are the only original member of the SBC still playing under its banner and by default, the longest tenured member in the league's history.
- » Jaguar head coach Yolisha Jackson is in her second season after taking over for former South Alabama boss Terry Fowler. Jackson, a former long-time assistant at USA under Fowler, is 13-36 so far in her tenure after a 9-23 debut last season. Injuries have hampered the Jaguars' efforts so far this season, which has South Alabama out to a 4-13 showing while currently 0-6 in Sun Belt Conference play.
- » South Alabama's last win in Sun Belt play was on Feb. 27, 2024, at Louisiana.
- » This year's Jaguars are averaging just 61.9 points per game, last in the Sun Belt, while allowing 73.1 points per game, 13th in the Sun Belt. Their -11.2 overall margin of defeat is also last in the league. In the Jaguars' last game, Troy raced to a 99-60 win over South Alabama in their first meeting of the season.
- » Amyria Walker leads South with 11.6 points per game and is followed by Rachel Leggett (11.2) and Daniela Gonzalez (10.4) as part of a trio of double-figure scoring averages. Gonzalez also leads the team with 6.8 rebounds per game as well as 33 assists.
- » South Alabama received just 25 votes in the preseason poll and was selected to finish 14th in the conference. No Jaguars made the Preseason All-Sun Belt team, though former Jaguar Kelsey Thompson did slot in on the third team for Old Dominion.

Connections Between the Lady Eagles and Jaguars

- » Somehow, with only 91 miles between them, there are no connections between Southern Miss and South Alabama. No current Jaguars are from Mississippi, nor are any Lady Eagles from Alabama.
- » In fact, the closest thing the Lady Eagles have with Alabama is Maggie Morton, who is engaged to Southern Miss sports information director Maxwell Greenough. Morton is currently enrolled at University of South Alabama's Doctorate of Occupational Therapy program and is expected to graduate next spring.
- » Greenough himself is from Hurley, Miss., which is only 20 miles from South Alabama's campus in Mobile.

The Last Time Out

- » ULM used a 9-0 run in the fourth quarter to escape Reed Green Coliseum with a 67-55 victory over Southern Miss. The Warhawks extended their program-record win streak over Southern Miss to five games.
- » It was the second time the two teams met in as many weeks as the ULM-Southern Miss series has concluded for the season.
- » Morgan Sieper led a trio of double-figure scorers with 11 points. She was joined by Trinity Rowe and Je'Mya Evans, who each contributed 10 points. The three combined for 31 of Southern Miss' 55 points, or roughly 56 percent.
- » ULM's Melony Thames led all scorers with 20 points and was joined in double-figures by Sakyia White (14) and Jakayla Johnson (13). The trio of scorers scored 47 of ULM's 77 points, accounting for 61 percent.
- » Southern Miss shot a paltry 41.4 percent only because of their 10-of-14 third quarter where the Lady Eagles at one point made eight-straight baskets and nine-straight from two-point range. Unfortunately, Southern Miss could not slow down ULM, who scored 21 fourth quarter points - including the last nine points of the game - to win by 12.



January 27, 2024 // Mobile, Ala. // Mitchell Center

Southern Miss 77 // (10-9, 3-6 Sun Belt)

No.	Name	MIN	PTS	FG	3P	FT	O	D	T	F	A	TO	S	B	
45	GRAYSON, Melyia	C	21:14	15	7-10	0-0	1-1	4	3	7	0	0	3	0	0
2	DAVIS, Domonique	G	7:03	2	1-2	0-0	0-0	0	0	0	0	1	0	0	0
3	BRACEY, Jacorriah	G	26:56	21	8-15	0-2	5-5	2	6	8	0	1	3	3	1
4	CORNFIELD, Noelani	G	15:57	3	0-3	0-0	3-4	1	4	5	2	4	1	0	0
12	SIEPER, Morgani	G	18:02	0	0-4	0-4	0-0	0	0	0	0	2	1	1	0
14	JEAN, Nyla		22:34	3	1-3	0-0	1-2	1	3	4	3	4	0	1	0
25	BLATCHFORD, Elle		23:38	5	2-3	1-2	0-0	0	1	1	2	2	1	2	0
0	GRAY, Brikayla		23:31	16	8-10	0-0	0-0	4	5	9	0	1	1	0	0
35	LEAKE, Asjha		7:08	5	2-5	0-0	1-1	2	1	3	0	0	0	0	0
10	WILLIAMS, Mahogania		11:38	2	1-4	0-0	0-2	1	2	3	2	0	3	2	0
5	WALLHOFF, Emma		14:37	3	1-2	1-2	0-0	0	2	2	1	0	0	1	0
24	MANLEY, Mikaylah		7:42	2	1-2	0-0	0-0	0	1	1	0	1	1	0	0
TEAM								2	1	3		0			
TOTALS			200	77	32-63	2-10	11-15	17	29	46	10	16	14	10	1

South Alabama 43 // (7-14, 0-9 Sun Belt)

No.	Name	MIN	PTS	FG	3P	FT	O	D	T	F	A	TO	S	B	
33	BURKS, Emani	F	21:35	5	2-6	0-0	1-2	0	1	1	3	0	2	0	2
2	THOMPSON, Kelsey	G	24:13	2	1-8	0-2	0-0	1	2	3	4	1	0	0	0
4	SIMMONS, Michiyah	G	27:53	16	6-12	0-2	4-6	1	3	4	2	4	2	1	0
22	LEGGETT, Rachel	G	27:00	4	2-4	0-0	0-0	0	2	2	1	0	3	3	0
24	ROSIER, Jordan	G	37:17	8	3-11	1-7	1-2	1	0	1	2	1	1	1	0
11	HOWARD, Nadia		19:11	6	2-7	0-4	2-2	1	0	1	2	0	4	1	0
7	WILLIAMS, Tyrielle		9:09	0	0-1	0-0	0-0	0	1	1	0	0	1	0	0
10	JONES, Janelle		15:18	0	0-1	0-1	0-0	0	0	0	0	0	1	1	0
3	SMITHERMAN, Naomi		18:25	2	1-1	0-0	0-0	1	2	3	1	0	0	0	1
TEAM								1	3	4		1			
TOTALS			200	43	17-51	1-16	8-12	6	14	20	15	6	15	7	3

Officials: Travis Jones, Stacie Blow, Christopher Saucedo

Attendance: 331

Game Time: 2 p.m. CT

Duration: 1:38

Southern Miss led for 39:23

South Alabama led for 0:08

Game was tied for 0:29

Lead Changes: 1 // Times Tied: 1

Technical Fouls: Southern Miss-None, South Alabama-None

The Lady Eagles Record When...

	2024-25	Under McNelis
Overall	5-12	334-299
Home	4-3	223-97
Away	1-6	91-169
Neutral	0-3	20-33
Conference	1-5	170-167
Home	0-3	103-64
Away	1-2	67-103
Nonconference	4-7	142-108
Home	4-0	113-31
Away	0-4	20-61
Neutral	0-3	9-16
Overtime	0-0	15-17
Season Tourney	0-3	37-30
Postseason	0-0	25-26
Home	0-0	9-3
Away	0-0	4-5
Neutral	0-0	12-18
Ranked Opponent	0-1	1-17
Leading at Half	4-2	249-60
Trailing at Half	1-10	77-232
Tied at Half	0-0	8-7
Scoring <60	0-6	40-156
Scoring 60-69	1-5	93-99
Scoring 70-79	2-1	134-36
Scoring 80-89	2-0	53-8
Scoring 90+	0-0	14-0
Opponent scores <50	1-0	71-5
Opponent scores 50-59	1-0	119-29
Opponent scores 60-69	3-3	109-74
Opponent scores 70-79	0-4	30-106
Opponent scores 80+	0-5	5-85
1-5 Point Margin	0-1	67-61
6-10 Point Margin	0-3	85-71
11-15 Point Margin	3-1	67-52
16+ Point Margin	2-7	115-115
5+ Double-Figures	0-0	23-6
Four Double-Figures	1-1	76-29
Three Double-Figures	3-7	139-103
Two Double-Figures	0-3	87-118
One Double-Figure	1-1	9-40
No Double-Figures	0-0	0-3
Outrebound Opponent	4-5	220-109
Fewer Boards than Opp.	0-7	98-181
<30 Boards	0-5	22-53
30-39 Boards	1-5	134-173
40-44 Boards	2-2	97-55
45-49 Boards	0-0	57-15
50+ Boards	2-0	24-3
Better FG%	5-0	198-75
Worse FG%	0-12	35-222
Same FG%	0-0	1-2
Shooting 50%+	2-0	86-15
40-49.9%	3-6	199-115
30-39.9%	0-6	46-148
<30%	0-0	5-21
Opponent over 40%	2-11	97-222
Opponent under 40%	3-1	237-77
Fewer TOs	3-2	202-81
More TOs	2-10	118-198
Fewer Fouls	3-2	164-48
More Fouls	1-10	141-234
Morning Tip (8-11:59)	1-1	19-13
Afternoon Tip (12-5:59)	3-5	167-148
Evening Tip (6 & later)	1-6	149-138
November	2-5	80-41
December	3-2	61-64
January	0-5	75-91
February	0-0	82-66
March	0-0	36-37
Monday	1-2	17-11
Tuesday	0-0	21-16
Wednesday	0-0	24-30
Thursday	2-3	74-67
Friday	0-2	54-41
Saturday	0-3	103-78
Sunday	2-2	41-56



THIS DAY IN LADY EAGLE HISTORY

JAN 18 Record..... 6-6 (5-5)
 Streak.....W1
 Last Time....2024 // Hattiesburg // W, 82-75

All-Time Results on January 16

Year	Opponent	W/L	Score	Location
1983 #	at Tulane	W	71-66	New Orleans
1988 #	at Florida State	W	69-60	Tallahassee
1990	at UAB (20)	W	79-68	Birmingham
1992 #	Louisville	L	67-72	Hattiesburg
1993 #	at Virginia Tech	L	70-85	Blacksburg
1995	at Auburn (21)	L	50-80	Auburn
2004 ^	East Carolina	L	53-56	Hattiesburg
2009 ^	UCF	W	69-64	Hattiesburg
2014 ^	at Tulane	L (OT)	71-73	New Orleans
2018 ^	at UAB	W	80-63	Birmingham
2020 ^	at Rice	L	64-75	Houston
2024 %	Georgia State	W	82-75	Hattiesburg
2025 %	South Alabama			Hattiesburg

* Mississippi Association of Intercollegiate Athletics for Women
 # Metropolitan Collegiate Athletic Conference
 ^ Conference USA
 % Sun Belt Conference
 (Southern Miss AP ranking)

NEXT GAME

Southern Miss at James Madison
 Thursday, January 23, 2025
 Harrisonburg, Va. // Atlantic Union Bank Center

About the Dukes

Record..... 14-4 (6-0 Sun Belt)
 Last Game..... W, 93-65 // at Marshall * Jan. 15
 Next Game..... Jan. 18 // at Coastal Carolina * // Noon
 NET..... 55

Head Coach..... Sean O'Regan
 Alma Mater..... James Madison, 2003
 Overall Record..... 194-79
 Record at JMU..... 194-79

Series History

Overall..... 0-3 (Fourth meeting)
 Home..... 0-2 (0-2)
 Away..... n/a
 Neutral..... 0-1
 Conference..... 0-2
 Sun Belt..... 0-2
 First Meeting..... Jan. 7, 2023 // L, 63-54 // Hattiesburg
 Last Meeting..... March 8, 2025 // L, 77-49 // Pensacola, Fla.

Last Five Meetings

2023 J7	-/-	L	54-63	*	Hattiesburg
2024 J11	-/-	L	76-81	*	Hattiesburg
2024 M8	-/-	L	77-49	%	Pensacola, Fla.

* Sun Belt Conference
 % Sun Belt Conference Tournament

Series Notes Against South Alabama

- » This is the 39th overall meeting between Southern Miss and South Alabama and the first of the 2024-25 season. The two squads will play each other again in Mobile, Ala., on Feb. 19.
- » In total, Southern Miss leads the series 25-13 since the first meeting on Jan. 15, 1976. Southern Miss is 15-4 against South Alabama at Reed Green Coliseum and undefeated in two Sun Belt Conference games so far.
- » In Mobile, Southern Miss is 10-9 all-time and also undefeated in two tries in Sun Belt play. Southern Miss is 5-6 in the Mitchell Center, which opened in 1999 and 5-3 in the old Jaguar Gymnasium, South Alabama's old home of women's basketball. South Alabama currently plays volleyball in Jaguar Gymnasium while basketball has played at the Mitchell Center since its opening.
- » Southern Miss is 4-0 in Sun Belt Conference play against South Alabama, playing the Jaguars twice each season since 2022-23.
- » Head coach Joye Lee-McNelis has coached 20 games against South Alabama and holds a 12-8 overall record against the Jaguars. The Lady Eagles are in the midst of a six-game winning streak against South Alabama.
- » See pages 6-7 for a complete breakdown of the series.

The Last Time Against South Alabama

- » South Alabama scored first before Southern Miss found nylon to take their first lead of the game. After a 2-2 tie, Jacorriah Bracey found nylon at 9:07 in the first quarter and the Lady Eagles never looked back.
- » A 15-0 scoring run the the first quarter gave Southern Miss a 25-6 lead over South Alabama after just 10 minutes and, most shocking of all, mostly without leading scorer Domonique Davis. Davis played just over five minutes before leaving the game with an ankle sprain and then sat out the remainder of the afternoon.
- » Melyia Grayson had 11 points at the end of the first quarter - almost double what South Alabama as a team had (6).
- » South Alabama found their footing in the second quarter, more than doubling their score but Southern Miss led 44-19 at half with three Lady Eagles in double figures. Grayson held 13 with Bracey at 10 while Brikayla Gray came off the bench to score 12 first half points.
- » In the second half, Southern Miss led by as much as 42 points before sending its bench into the contest in the final five minutes.
- » The Lady Eagles won 77-43 - a 34-point margin - over South Alabama to notch six-straight victories over the Jaguars. Southern Miss shot 50.8 percent from the floor while holding South Alabama to just 33.3 percent. Bracey ended the game leading all scorers with 21 points while Gray (16) and Grayson (15) also notched double-figure performances.
- » See page 9 for the full box score of the last time the two teams met.

A Southern Miss Win Would...

- » Be the 827th overall win in program history.
- » Earn Joye Lee-McNelis her 564th career victory in 34 total seasons.
- » Mark McNelis' 335th victory in 21 seasons at Southern Miss.
- » Be Southern Miss' 26th win over South Alabama and extend a six-game winning streak over the Jaguars.
- » Move Southern Miss' record in January to 226-211 overall and 76-90 under McNelis.
- » Move Southern Miss' record on Saturdays to 240-145 overall and 104-78 under McNelis.

Against Alabama Teams

- » Southern Miss has played all 10 Division I athletic programs in Alabama in addition to Birmingham-Southern (program shuttered), Faulkner (NAIA), Spring Hill (Division II) and West Alabama (Division II).
- » The Lady Eagles are 110-59 all-time against Alabama teams and play three - South Alabama, Troy and UAB - this season. Southern Miss is 73-17 at home against Alabama teams for a .811 winning percentage at Reed Green Coliseum. In conference play, Southern Miss is 32-21 all-time against Alabama teams and currently shares a conference with South Alabama and Troy.
- » See below for a list of Alabama programs that the Lady Eagles have played.

Team	Conference	Record	%	H	A	N	In Conf.
Alabama	Southeastern	3-5	.375	2-2	1-3	-	-
Alabama A&M	Southwestern Athletic	2-0	1.000	1-0	-	1-0	-
Alabama State	Southwestern Athletic	3-0	1.000	3-0	-	-	-
Auburn	Southeastern	2-4	.333	2-1	0-3	-	-
Birmingham-Southern	n/a	2-1	.667	2-0	0-1	-	-
Faulkner	Southern States Athletic	1-0	1.000	1-0	-	-	-
Jacksonville State	Conference USA	3-1	.750	3-0	0-1	-	-
North Alabama	Atlantic Sun	4-1	.800	2-1	2-0	-	-
Samford	Southern	7-3	.700	6-0	1-3	-	-
South Alabama	Sun Belt	25-13	.658	15-4	10-9	-	4-0
Spring Hill	Southern Intercollegiate Athletic	5-1	.833	3-0	2-1	-	-
Troy	Sun Belt	6-1	.857	4-0	2-1	-	3-1
UAB	American Athletic	42-29	.592	25-9	17-18	0-2	25-20
West Alabama	Gulf South	5-0	1.000	4-0	1-0	-	-
		110-59	.651	73-17	36-39	1-2	32-21

Against the Sun Belt Conference

- » Southern Miss enters its third season as a member of the Sun Belt Conference after joining the league for the 2022-23 season. The Lady Eagles won a share of the 2023 regular season title and finished sixth in 2024.
- » The Lady Eagles have played all 13 of its conference members now, meeting Georgia Southern for the first time in conference play last season. Southern Miss will not meet Coastal Carolina in this season's regular season competition.
- » See below for a list of Southern Miss' all-time meetings against Sun Belt Conference members.

Team	First Met	Last Met	Record	%	H	A	N	In Conf.
App State	Dec. 2, 2001	Jan. 4, 2025	2-1	.667	1-1	1-0	-	1-1
Arkansas State	Jan. 6, 1982	Feb. 24, 2024	7-2	.778	3-1	3-1	1-0	4-0
Coastal Carolina	Feb. 11, 2023	March 6, 2024	2-1	.667	1-0	0-1	1-0	1-1



Georgia Southern	Dec. 10, 1993	Feb. 7, 2024	3-0	1.000	-	1-0	2-0	1-0
Georgia State	Dec. 1976	Dec. 29, 2024	6-2	.750	2-0	3-1	1-1	3-0
James Madison	Jan. 7, 2023	March 8, 2024	0-3	.000	0-2	0-1	-	0-2
Louisiana	Dec. 16, 1976	Jan. 11, 2025	16-5	.762	11-1	4-4	1-0	3-2
Marshall	Jan. 22, 2006	Dec. 30, 2023	16-13	.552	9-4	5-8	2-1	14-12
Old Dominion	Jan. 5, 2014	Jan. 2, 2025	4-8	.333	2-5	0-3	2-0	2-8
South Alabama	Jan. 15, 1976	Jan. 27, 2024	25-13	.658	15-4	10-9	-	4-0
Texas State	Jan. 28, 2023	Feb. 28, 2024	2-3	.400	1-1	1-1	0-1	2-2
Troy	Dec. 15, 1982	Feb. 3, 2024	5-1	.833	4-0	2-1	-	3-1
ULM	Nov. 17, 1978	Jan. 16, 2025	18-13	.581	12-3	6-10	-	2-4
	Jan. 15, 1976	Jan. 16, 2025	107-65	.622	61-22	36-39	10-4	40-33

Sun Belt Notes & Nuggets

- » Joye Lee-McNelis is the longest serving Sun Belt head coach among active membership. Though in her third season in the conference, McNelis is in her 21st overall season at Southern Miss. She is followed by Texas State's Zenarae Antoine, Louisiana's Gary Brodhead and Troy's Chanda Rigby, who are the only other coaches in the league with more than 10 years leading their programs.
- » Entering this season, McNelis also held the most wins of any active Sun Belt head coach at their current program and overall. The winningest coach in Sun Belt Conference play is Troy's Chanda Rigby, who held a 146-72 record in Sun Belt Conference play in 13 seasons entering 2024-25. Rigby (146), Brodhead (111) and Antoine (103) are the only active Sun Belt coaches with more than 100 wins in league play entering this year.
- » On the all-time charts, Little Rock's Joe Foley stands alone at the top with 231 wins in Sun Belt play. Former Arkansas State boss Brian Boyer has 193 with Rigby following behind in third and moving up slowly. She passed Louisiana Tech legend Leon Barmore last season.
- » Barmore, who spent 11 seasons in the Sun Belt from 1991-2001, is the league's winningest head coach with an overall record of 135-9 and a winning percentage of 93.8 percent.
- » The 2024-25 season features three first-year coaches at their current schools: App State's Alaura Sharp, Marshall's Juli Fulks and Georgia Southern's Hana Haden.

Conference Openers

- » Southern Miss opened its 49th season of conference play against Georgia State on Dec. 29, 2024. The Lady Eagles have played in a conference in all but one of their 50 seasons, spending the 1981-82 season as independent members of the NCAA.
- » Southern Miss has called four conferences home in its 50-year history: Mississippi AIAW (1975-81); Metro Conference (1982-95); Conference USA (1995-22); and Sun Belt (2022-present).
- » The Lady Eagles are now 26-23 all-time in conference openers: 4-2 in MAIAW, 8-5 in Metro, 12-15 in C-USA and 2-1 in SBC.
- » Georgia State was the 23rd team Southern Miss played for its first conference game. Southern Miss' most-met conference opening opponent is Tulane, who the Lady Eagles have met 10 times both in Metro and C-USA play.

Recapping the 2023-24 Season

- » The Lady Eagles finished 20-14 overall and advanced to the Super 16 of the Postseason WNIT, doing so with just seven available players. **Domonique Davis** capped off her Lady Eagle career with some of her best work, scoring 667 points over the season to set a new program record. She also finished as the sixth all-time scorer in program history and has a fair share of ink in the Lady Eagle record books.
- » **Davis** earned First Team All-Sun Belt honors while **Melyia Grayson** brought home Third Team honors. **Davis** became the fourth Lady Eagle in program history to earn at least three First Team All-Conference honors. **Grayson**, for her part, joined the 1,000-point club and moved slowly up the rebounding and point charts as well.
- » Highlights of the year include Southern Miss' 61-59 win over No. 19/20 Ole Miss and the team's 8-2 finish to the regular season to clinch the sixth overall seed in Pensacola. Not to mention **Coach McNelis** earning her 550th win, coaching her 1,000th career game and the mystique of the 'Magnificent Seven' in the Postseason WNIT.
- » The postseason berth was Southern Miss' seventh overall trip to the WNIT after first making the 1982 WNIT in Amarillo, Texas. It also marked the sixth trip to the postseason for Southern Miss under **Joye Lee-McNelis**.

The Golden Jubilee

- » The 2024-25 season marks the 50th season of women's athletics at The University of Southern Mississippi. The Lady Golden Eagles began play in 1975-76 and have amassed over 800 wins, eight conference titles, eight NCAA Tournament berths and countless individual achievements since then.
- » Southern Miss and the Lady Eagles will be celebrating the Golden Jubilee throughout the season with the Lady Eagle Basketball 50th Season Reunion on Saturday, January 18, against South Alabama.

Writing the Next Chapter

- » Southern Miss celebrates its 50th season of women's basketball, first sponsoring the sport in 1975-76. The season will be the program's 44th since joining the NCAA in 1981-82 after spending six seasons in the AIAW. The Lady Eagles also enter year three in the Sun Belt Conference the fourth overall and third NCAA conference the program has called home. The SBC is preceded by the Mississippi Association of Intercollegiate Athletics for Women (1975-81), Metropolitan Collegiate Athletic Conference (1982-95) and Conference USA (1995-22).
- » In the 2022-23 season, Southern Miss earned its 800th win as a program and currently holds a 826-623 (.571) overall record. This win total puts the Lady Eagles squarely

Team	W-L	Games	Win%
Old Dominion	1115-463	1578	70.66
James Madison	998-488	1486	67.16
Southern Miss	826-624	1450	56.97
Arkansas State	802-637	1439	55.73
Georgia Southern	738-699	1437	51.36
Troy	719-709	1428	50.35
Texas State	611-611	1222	50.00
App State	695-734	1429	48.64
Marshall	680-738	1418	47.95
ULM	657-719	1376	47.75
South Alabama	680-750	1430	47.55
Georgia State	664-737	1401	47.39
Coastal Carolina	607-761	1368	44.37
Louisiana	507-719	1226	41.35

NONCONFERENCE TRACKER

Bowling Green

Record 8-8 (2-3 Mid-American)
 Last Game W, 74-53 // at Ohio * // Jan. 15
 Next Game Jan. 18 // Northern Illinois * // 6 p.m.
 NET 151

Blue Mountain Christian

Record 9-8 (2-6 Southern States)
 Last Game ... W, 70-68 // at Arkansas Baptist // Jan. 14
 Next Game Jan. 18 // at ABAC * // Noon
 NET n/a

William Carey

Record 16-0 (9-0 Southern States)
 Last Game W, 78-70 // at Faulkner * // Jan. 11
 Next Game Jan. 23 // at Middle Ga. St. * // 4:30 p.m.
 NET n/a

Southeastern

Record 13-3 (7-0 Southland)
 Last Game ... W, 57-44 // at East Texas A&M * // Jan. 16
 Next Game . Jan. 18 / at Northwestern State * // 1 p.m.
 NET 100

Baylor

Record 15-3 (5-1 Big XII)
 Last Game W, 70-61 // #23 Utah * // Jan. 14
 Next Game Jan. 17 // Houston * // Jan. 17
 NET 26

Columbia

Record 11-4 (2-0 Ivy League)
 Last Game W, 69-44 // at Cornell * // Jan. 11
 Next Game Jan. 18 // at Yale * // 1 p.m.
 NET 53

Texas A&M

Record 9-8 (2-3 Southeastern)
 Last Game W, 68-63 // Georgia * // Jan. 16
 Next Game Jan. 23 // #12 Kentucky * // 6 p.m.
 NET 72

UAB

Record 12-6 (3-3 American Athletic)
 Last Game W, 62-61 // at South Florida * // Jan. 14
 Next Game Jan. 18 // UTSA * // 1 p.m.
 NET 161

Mississippi Valley State

Record 2-14 (1-4 Southwestern Athletic)
 Last Game L, 88-60 // at Florida A&M * // Jan. 16
 Next Game .Jan. 18 // at Bethune-Cookman * // 3 p.m.
 NET 345

Memphis

Record 3-13 (1-4 American Athletic)
 Last Game L, 70-68 // UTSA * // Jan. 15
 Next Game Jan. 18 // at Tulane * // 2 p.m.
 NET 228

Missouri State

Record 11-4 (3-1 Missouri Valley)
 Last Game W, 75-37 // Southern Illinois * // Jan. 12
 Next Game Jan. 17 // at Evansville * // 6 p.m.
 NET 86

Ohio

Record 3-12 (1-4 Mid-American)
 Last Game L, 74-53 // Bowling Green * // Jan. 15
 Next Game Jan. 18 // at Toledo * // 2 p.m.
 NET 344



Associated Press Top 25 (Week 11 // January 13, 2025)

Team	Record	Points	Prev
1 UCLA	16-0	773 (29)	1
2 South Carolina	16-1	740	2
3 Notre Dame	14-2	710 (2)	3
4 Southern California	16-1	680	4
5 LSU	18-0	625	6
6 UConn	15-2	599	7
7 Texas	16-2	580	5
8 Maryland	15-1	556	8
9 Ohio State	16-0	553	9
10 TCU	17-1	501	11
11 Kansas State	17-1	492	12
12 Kentucky	15-1	428	15
13 Oklahoma	14-3	383	10
14 North Carolina	15-3	360	19
15 Tennessee	14-2	327	16
16 Duke	13-4	313	14
17 Georgia Tech	15-2	248	13
18 California	16-2	240	24
19 Alabama	16-2	235	18
20 West Virginia	13-3	178	17
21 North Carolina State	12-4	131	21
22 Michigan State	13-3	117	20
23 Utah	13-3	91	22
T24 Minnesota	16-1	45	RV
T24 Oklahoma State	14-2	45	RV

Others receiving votes: Michigan 43, Mississippi State 22, Indiana 14, Creighton 12, Nebraska 11, **Baylor 8**, Louisville 5, Harvard 3, Ole Miss 3, Florida State 2, Iowa 1, Vanderbilt 1

Dropped out: #23 Iowa (12-5), #25 Michigan (11-5)

New to poll: #24 Minnesota (16-1), #24 Oklahoma State (14-2)

USA Today/WBCA Top 25 (Week 11 // January 14, 2025)

Team	Record	Points	Prev
1 UCLA	16-0	750 (30)	1
2 South Carolina	16-1	717	2
3 Notre Dame	14-2	679	3
4 LSU	19-0	654	4
5 Southern California	16-1	643	5
6 Connecticut	15-2	565	8
7 Texas	16-2	557	6
8 Ohio State	16-0	535	9
9 Maryland	15-1	533	7
10 Kansas State	17-1	488	10
11 TCU	17-1	465	12
12 Kentucky	15-1	386	16
13 Oklahoma	14-3	376	11
14 North Carolina	15-3	349	18
15 Tennessee	14-2	320	15
16 Duke	13-4	297	14
17 Georgia Tech	15-2	237	13
18 California	16-2	212	25
19 Alabama	16-2	188	19
20 West Virginia	13-3	186	17
21 North Carolina State	12-4	165	19
22 Michigan State	13-3	108	21
23 Utah	13-3	92	22
24 Baylor	14-3	68	RV
25 Minnesota	16-1	49	RV

Others receiving votes: Oklahoma State 23, Nebraska 20, South Dakota State 20, Creighton 18, Florida State 17, Mississippi State 10, Iowa 8, Ole Miss 8, Louisville 3, Florida Gulf Coast 2, Michigan 2

Dropped out: #23 Iowa (12-5), #24 Florida State (13-4)

New to poll: #24 **Baylor (14-3)**, #25 Minnesota (16-1)

in the top of the Sun Belt Conference's programs in terms of historical success. Since 1975-76 - the first season Southern Miss fielded a women's basketball team - Southern Miss is third amongst current Sun Belt membership in wins and win percentage, trailing only historic power Old Dominion and older program James Madison. A full list of Sun Belt team's record by winning percentage since 1975-76 is below.

» Even though the Lady Eagles are in their 50th season, Southern Miss is still one of the younger programs in the league. The Lady Eagles, Georgia State and Troy began play in 1975-76 while Texas State and Louisiana are the only programs younger than Southern Miss and are in their 43rd overall season.

» James Madison (1920-21) is in its 103rd overall season, the oldest by far and one of the oldest in the country thanks to its history as a women's institution before becoming co-educational in 1966. Old Dominion (1969-70) and Marshall (1969-70) are in their 56th seasons, App State (1970-71) in its 55th and Georgia Southern (1973-74) in its 52nd. Arkansas State (1974-75), Coastal Carolina (1974-75), South Alabama (1974-75) and ULM (1974-75) all celebrated their 50th season last year.

Brooks is Back, Back Again

» The 2024-25 season sees the return of an old - but young at heart - face as **Brooks Donald Williams** returns to Hattiesburg as the Lady Eagles' associate head coach. **Williams**, a 2000 graduate of Mississippi State, originally came to Southern Miss in 2004 with **Joye Lee-McNelis** when **McNelis** began her tenure as the head coach of the Lady Eagles.

» **Williams** had joined **McNelis'** staff one year prior at Memphis and stayed with the Lady Eagles through 2007 as an assistant coach and recruiting coordinator, most notably landing Lady Eagle great **Pauline Love** on the recruiting trail.

» After leaving Southern Miss in 2007, **Williams** returned home to take over the McNeese Cowgirls, a position she held for nine seasons. At McNeese, she became the program's winningest head coach and led the team to six postseason berths highlighted by two NCAA Tournaments in 2011 and 2012.

» In 2016, **Williams** accepted a position under Alabama head coach **Kristy Curry** where she worked until 2019 when she took over the reins at ULM from 2019-23.

Coaching Staff Updates

» In addition to the return of **Brooks Donald Williams**, **Head Coach McNelis** made a few more staff moves in the offseason.

» Second-year assistant **Barbara Farris** earned a promotion to assistant head coach for the 2024-25 campaign. **Farris**, a veteran of the college and professional ranks as both a player and coach, has her place cemented in the future of Lady Eagle Basketball.

» Former director of player development and analytics **Connor McNelis** also received a promotion to the full-time assistant coach role. His title, one of the longest in Division I basketball, is now assistant coach / director of analytics and player development.

» Also joining the staff this year is graduate assistant coach **Hope Meixler**, who arrives in Hattiesburg after graduating from Catawba College (Salisbury, N.C.) with a two bachelor's degrees in sport and fitness administration and in management and business administration. **Meixler** also worked the director of basketball operations for the Chiefs' men's and women's basketball programs, spending one season with each.

» Additionally, assistant coach and recruiting coordinator **Jessica Barber** and director of basketball operations **Mack Gardner** also return.

Hall of Fame Name

» On August 28, 2024, the Louisiana High School Athletic Association announced its nine-member 2025 Hall of Fame class, which included current Southern Miss women's basketball assistant head coach **Barbara Farris**. In her second year with the Lady Eagles, **Farris** oversees Southern Miss' front court development and academic progress.

» A native of Harvey, La., **Farris** was inducted into the LHSAA Hall of Fame as both a competitor and coach. A two-year letterwinner at Saint Martin's Episcopal School in Metairie, La., **Farris** won back-to-back state titles in 1993 and 1994 as well as back-to-back titles in track & field in 1993 and 1994. She was First Team All-State as a junior and senior before signing at Tulane University in 1994.

» Her time in the Olive & Blue saw her and the Green Wave reach never-before-imagined heights. Wearing No. 54, she was an All-Metro selection, unanimous All-Metro Rookie Team selection and winner of the Metro Conference Rookie of the Year award en route to the first of four consecutive NCAA Tournament berths. Her four seasons gave saw her play in 118 games - posting an 88-32 record - with a conference tournament title, four NCAA Tournaments and a total of four all-conference selections. She is still the programs' sixth-best scorer with 1,729 points and the greatest shooter in program history with a career field goal percentage of 63.7 percent (660-of-1036).

» The 1996-97 season saw her earn WBCA/Kodak All-American honorable mention laurels. She graduated from Tulane in 1998 and began her decade-plus career in professional basketball, beginning with the ABL's New England Blizzard. She later played for the Detroit Shock, New York Liberty, Phoenix Mercury and Sacramento Monarchs. A 1,000-point professional scorer, she began coaching in the W after her retirement in 2009 as well as at John Curtis Christian School in Metairie. In 10 seasons at JCC, she won 291 games, sent 15 Lady Patriots to the next level, won five state titles and claimed nine district titles in four different districts and three classifications.

» The Louisiana High School Sports Hall of Fame is **Farris'** fourth Hall of Fame induction as she is a member of the Tulane Athletics Hall of Fame (2004), Saint Martin's Episcopal School Alumni Athletic Hall of Fame (2011) and the Greater New Orleans Sports Hall of Fame (2017).

Support Staff Roundup

» Other regulars on the Lady Eagles bench include athletic trainer **Julie Butler**, strength & conditioning coach **Brian King**, strength & conditioning assistant **Kyle Degutis**. **Butler** is back for her third season with the Lady Eagles while **King** and **Degutis** join for their first.

» **King** arrives from Mississippi College where he worked his way up from intern to graduate assistant to assistant to assistant athletic director for sports performance for the Choctaws. He graduated from Southern Miss in 2019 with a bachelor's degree in kinesiology and earned his master's degree in exercise psychology from Mississippi College in 2022. A native of Crystal Springs, Miss., **King** was a member of the Golden Eagle football team for two seasons as well as for two seasons at Hinds Community College (Raymond, Miss.).

» **Degutis** arrives from Southern Illinois, where he graduated in 2024 with a bachelor's degree in kinesiology and exercise science. The Princeton, Ill., native worked with the Salukis as a strength & conditioning intern and previously attended



Illinois Valley Community College (Oglesby, Ill.).

The Buckle of the Sun Belt

- » Southern Miss enters its third season as a member of the Sun Belt Conference after all 17 programs began competing under the SBC banner on July 1, 2022. Many would consider the addition of Southern Miss to be the crown jewel of the conference as the Golden Eagles' entrance into the league joined the Sun Belt both geographically and spiritually.
- » Thanks to the addition of Southern Miss, the Sun Belt spans 10 contiguous states from West Virginia to Texas. Southern Miss stands to take advantage of the close proximity of its new opponents with six programs lying within 400 miles of Hattiesburg and four no further than 300 miles.
- » The move to the Sun Belt helped to reinvent the Golden Eagle athletic department after 26 years in the various versions of Conference USA. The Department has won five conference titles in its two seasons in the conference, including a 2023 regular season title won by the Lady Eagles.
- » The Lady Eagles have a rich history with most of the Sun Belt, but especially with four of its members: *Louisiana, ULM, Marshall and South Alabama*. Southern Miss has played at least 15 games against all four, led by 39 games against *South Alabama* and followed by *ULM* (30), *Marshall* (29) and *Louisiana* (21).

Leading Her Alma Mater

- » Now in her 21st year as head coach of the Lady Eagles, **Joye Lee-McNelis** enjoys the tremendous opportunity to lead the program at her alma mater. **McNelis** is just one of 40 active Division I women's basketball head coaches currently leading their alma mater. **McNelis** earned two degrees from The University of Southern Mississippi - a bachelor's in business distributive education in 1984 and a master's of education in 1986.
- » Also at Reed Green Coliseum, Southern Miss men's basketball head coach **Jay Ladner** is also a Southern Miss graduate, completing his degree in 1988. Ladner is one of 46 Division I men's coaches at the helm of their alma maters.
- » With **McNelis** and **Ladner** leading their respective programs, Southern Miss is one of eight Division I athletic departments with both its women's and men's programs led by a graduate of the University. Southern Miss joins Maine, Nicholls, Purdue, Saint Thomas, Seton Hall, Southern Indiana and Syracuse.
- » Speaking of leaders at their alma maters, The University of Southern Mississippi is led by **Dr. Joseph S. "Joe" Paul**. A 1975 graduate of Southern Miss, **Dr. Paul** has served as the 11th President of Southern Miss since Nov. 1, 2022, after serving as the interim since July 16, 2022. This makes The University one of three institutions competing at the NCAA Division I level with a president, women's basketball head coach and men's basketball head coach that all call the university their alma mater. The other two are Nicholls State University (**Dr. Jay Clune, Justin Payne, Tevon Saddler**) and Seton Hall University (**Monsignor Joseph R. Reilly, Anthony Bozzella, Shaheen Holloway**).
- » Additionally, **McNelis** is one of 26 women's basketball head coaches that once played as a student-athlete for their current team.

McNelis Milestones in the Making

- » **Joye Lee-McNelis** is in her 21st season as Southern Miss' head coach and her 34th overall season leading a program. Naturally, she has earned accolades and passed milestones that place her in truly rare air in the women's basketball cohort of coaches.
- » She earned her 500th career win in the 2021-22 season opener against William Carey and her 550th last season on Feb. 3 against Troy, becoming just the 61st head coach in NCAA Division I history to reach 550 career wins.
- » **McNelis** earned her 300th win as Southern Miss' head coach in the 2022-23 season and is slowly closing in on her 350th win leading the Lady Eagles. She is the program's second winningest head coach, trailing **Kay James'** 403 wins. **McNelis** is also the second winningest head coach at her previous stop, *Memphis*, where she amassed 229 wins in 13 seasons and trails her predecessor **Mary Lou Johns'** 377 victories.
- » Additionally, **McNelis'** win totals place her highly among active head coaches in terms of wins. Entering the 2023-24 season, she had the 18th most wins of any active Division I head coach. Having spent all 34 seasons of her career at the Division I level, she ranks 13th amongst active head coaches in wins at a Division I institution. See below for a full list of Division I's winningest active head coaches.

	Coach	Current School	Overall Record	Season	Division I Record*	Season
1	Geno Auremma	UConn	1228-164	40th	--	-
2	Wes Moore	North Carolina State	843-261	36th	643-205	27th
3	Bill Fennelly	Iowa State	790-372	37th	--	-
4	Joe McKeown	Northwestern	775-423	39th	--	-
5	Gordy Presnell	Boise State	763-374	38th	367-247	20th
6	Kim Mulkey	LSU	742-118	25th	--	-
7	Stephanie Gaitley	Fairleigh Dickinson	711-413	38th	--	-
8	Jeff Mittie	Kansas State	661-371	33rd	585-354	30th
9	Mike McLaughlin	Penn	659-229	30th	252-168	15th
10	Brenda Frese	Maryland	655-192	26th	--	-
11	Dawn Staley	South Carolina	628-187	25th	--	-
12	Kelly Graves	Oregon	617-278	28th	--	-
13	Aaron Johnston	South Dakota State	612-194	26th	440-154	20th
14	Royce Chadwick	Texas A&M-Corpus Christi	609-456	36th	574-428	34th
15	Scott Rueck	Oregon State	593-251	29th	311-163	15th
16	Robin Pingeton	Missouri	582-365	30th	291-289	22nd
17	Carey Green	Liberty	575-238	26th	--	-
18	Joye Lee-McNelis	Southern Miss	563-454	34th	--	-
19	Chris Kielsmeier	Cleveland State	555-180	25th	139-64	7th
20	Kim Barnes Arico	Michigan	542-344	29th	447-272	23rd

*Includes only seasons spent at active Division I institutions (i.e., does not include wins at Division II, III or other levels).

300: The Tradition of Lady Eagle Basketball

- » **Jim Nantz** once called the **Masters Tournament** at **Augusta National Golf Club** "a tradition unlike any other," leading the Club to trademark the phrase in 2014. While not as well known as The Masters or even the PGA, Southern Miss Lady Eagle

STAT BREAKDOWN

SCORING (353 RANKED)	STAT	NCAA	SBC
Offense	65.4	190	10
Defense	73.7	336	14
Margin	-8.3	292	13
FIELD GOALS	STAT	NCAA	SBC
Per Game	-	-	-
Attempts	-	-	-
Percentage	.425	123	3
Opponent Percentage	.452	344	14
THREE POINTERS	STAT	NCAA	SBC
Per Game	5.7	227	7
Attempts	17.6	256	10
Percentage	.324	129	4
Opponent Percentage	.343	323	13
FREE THROWS	STAT	NCAA	SBC
Per Game	8.76	320	14
Attempts	13.65	299	14
Percentage	.642	318	12
REBOUNDS	STAT	NCAA	SBC
Per Game	35.53	228	12
Offensive	11.8	168	12
Defensive	23.8	251	12
Allowed	-	-	-
Margin	-0.5	210	8
ASSISTS	STAT	NCAA	SBC
A/T Ratio	0.89	131	4
Per Game	15.4	79	3
Allowed	-	-	-
STEALS	STAT	NCAA	SBC
Per Game	7.4	252	14
Allowed	-	-	-
BLOCKS	STAT	NCAA	SBC
Per Game	1.9	314	12
Allowed	-	-	-
TURNOVERS	STAT	NCAA	SBC
Per Game	17.2	214	8
Forced	14.65	289	14
Margin	-2.59	297	12
BENCH POINTS	STAT	NCAA	SBC
Per Game	16.7	242	14
Opponents	-	-	-
FOULS	STAT	NCAA	SBC
Per Game	17.5	224	6
Opponents	-	-	-
Melyia Grayson	STAT	NCAA	SBC
Blocks per game	1.06	171	6
Field goal percentage	.536	49	1
Field goals	104	97	2
Points	247	193	4
Points per game	14.5	212	5
Rebounds per game	7.3	172	6
Nyla Jean	STAT	NCAA	SBC
Free throw percentage	.750	223	8
Trinity Rowe	STAT	NCAA	SBC
Minutes per game	33.93	83	1
Three pointers per game	1.82	225	10
Morgan Sieper	STAT	NCAA	SBC
Three point attempts	106	92	5
Bre Sutton	STAT	NCAA	SBC
Assists per game	3.5	200	6
Steals	34	134	6
Steals per game	106	92	5



Lady Eagles Week-to-Week Rankings

Week	AP ¹	USAT/WBCA ²	CI-MM ³	NET ⁴
1	NR	NR	NR	n/a
2	NR	NR	NR	n/a
3	NR	NR	NR	n/a
4	NR	NR	NR	n/a
5	NR	NR	NR	282
6	NR	NR	NR	253
7	NR	NR	NR	252
8	NR	NR	NR	272
9	NR	NR	NR	250
10	NR	NR	NR	275
11	NR	NR	NR	276
12				
13				
14				
15				
16				
17				
18				
19				
20				
21				

¹ AP - Associated Press Top 25
² USAT/WBCA - USA Today/WBCA Top 25
³ CI-MM - CollegelInsider.com Mid-Major Top 25
⁴ NET - NCAA Evaluation Tool

CollegelInsider.com Mid-Major Top 25
 (Week 11 // January 14, 2025)

Team	Record	Points	Prev
1 South Dakota State	14-3	772 (29)	2
2 Harvard	12-2	698 (2)	1
3 Princeton	11-4	683	5
4 Columbia	11-4	676	3
5 Quinnipiac	13-1	633	4
6 Portland	16-1	583	6
7 Grand Canyon	15-2	581	7
8 Norfolk State	14-2	559	8
9 Ball State	12-4	549	10
10 James Madison	13-4	474	11
11 Florida Gulf Coast	13-4	466	16
12 Middle Tennessee	12-5	463	12
13 Fairfield	11-3	361	13
14 Montana State	15-2	360	14
15 Drake	12-5	329	17
16 Buffalo	13-2	293	9
17 Gonzaga	10-8	292	25
18 Purdue Fort Wayne	13-5	200	RV
19 Northern Arizona	12-5	181	19
20 Green Bay	13-5	167	23
21 Cleveland State	13-4	127	15
22 Belmont	9-7	126	RV
23 Toledo	11-3	113	RV
24 Northern Iowa	9-7	111	21
25 Albany	14-3	53	RV

Others receiving votes: Stephen F. Austin 31, Oral Roberts 30, **Missouri State 23**, Southern Indiana 21, **Old Dominion 19**, Fairleigh Dickinson 15, Murray State 14, Long Beach State 12, Kent State 11, **Southeastern Louisiana 10**, Liberty 9, UC Irvine 6, Eastern Illinois 5, North Dakota State 5, Longwood 3, Coppin State 2, North Carolina A&T 2, San Francisco 2, UNGC 2, Navy 1, **Troy 1**

Dropped out: #18 Stephen F. Austin (13-4), #20 Oral Roberts (12-5), #22 Southern Indiana (12-5), **#24 Old Dominion (12-5)**

New to poll: #18 Purude Fort Wayne (13-5), #22 Belmont (9-7), #23 Toledo (11-3), #25 Albany (14-3)

Basketball has a tradition of success that places the program as one of the sports' most historic.

» With her 300th win as head coach of the Lady Eagles, **Joye Lee-McNelis** became the program's second head coach to record over 300 wins at the Division I level as **Kay James** won 335 games at the NCAA Division I level in her tenure. **McNelis** and **James** were one of 113 total women's basketball coaches to reach 300 wins at a single institution. **McNelis** is also one of 12 coaches to win at least 200 games at two different programs, winning 229 games at Memphis before taking over at Southern Miss.

» Most importantly, **McNelis'** 300th win, combined with **James'** prior 335 made Southern Miss one of six exclusive women's basketball programs with two head coaches to win at least 300 Division I games. See below for the full list of the six schools and 12 coaches in this prestigious club.

Institution	Head Coaches	Tenure	Division I Wins*
Rutgers	Theresa Greutz**	1981-95 (14 seasons)	318
	C. Vivian Stringer	1995-22 (27 seasons)	531
Duke	Gail Goestenkors	1992-07 (15 seasons)	396
	Joanne P. McCallie	2007-20 (13 seasons)	330
Maryland	Chris Weller**	1981-02 (21 seasons)	373
	Brenda Frese	2002-present (23rd season)	592
Miami	Ferene Labati	1988-05 (17 seasons)	303
	Katie Meyer	2005-24 (19 seasons)	362
James Madison	Shelia Moorman	1982-97 (15 seasons)	302
	Kenny Brooks	2002-16 (14 seasons)	337
Southern Miss	Kay James**	1981-99 (18 seasons)	335
	Joye Lee-McNelis	2004-present (21st season)	334

* Only games won while coaching at the NCAA Division I level are included.

** These coaches led their school prior to the NCAA sponsoring women's athletics in 1981-82. Theresa Greutz (five), Chris Weller (five) and Kay James (four) all coached seasons in the AIAW with those wins not included in these totals.

There's No Place Like Home

» The Bernard Reed Green Coliseum has been home to Lady Eagle Basketball since the program's first season in 1975-76. The Lady Eagles own a 503-197 all-time record on their home hardwood and have hosted 16 postseason games under the dome as well in addition to three conference tournament games in the 1985 Metro Conference Tournament.

» Southern Miss won its 500th game at Reed Green Coliseum on Nov. 7, 2024, against Blue Mountain Christian, an event 50 seasons in the making. The Lady Eagles are 13-3 in postseason play at home, playing three NCAA Tournament games (1990, 1994); 10 WNIT games (2008, 2014, 2015, 2017, 2024); one AIAW Region III Tournament game (1981); and two WBI games games

» The Coliseum is named after Reed Green, a 1934 graduate of Mississippi State Teachers College, former head coach of the freshman football team (1934), assistant football coach (1935-36), head football coach (1937-42, 46-48), head basketball coach (1934-41, 45-46), head baseball coach (1947) and first full-time director of athletics in the school's history. Green worked as athletic director from 1949 until his retirement in 1973, overseeing Southern Miss' move from the NAIA to the NCAA's major college division in 1963 as well as construction and improvement of most facilities used by the Golden Eagles.

» The Coliseum was dedicated in Green's honor on Dec. 11, 1965, against Alabama. RGC is in its 60th season of operation by the University and serves as home to both basketball teams, university commencement and a variety of university and community events throughout the year.

The New RGC

» Speaking of Reed Green Coliseum, the Southern Miss Department of Athletics Released its new vision for the Bernard Reed Green Coliseum on May 1, 2024. Dubbed '**Reed Green Rising**,' the plan for the new and improved Coliseum includes a myriad of fan- and player-focused upgrades, highlighted by a new main entrance on the north side of the Coliseum with improved box office and concession facilities as well as a re-imagined south entrance and facade that includes a new practice facility and weight room.



» The renovations will also include: Two new corner scoreboards with wrap-around ribbon boards across the full circumference of the inner roof; 200 premium-loge style seats at the top of the bowl; 625 sideline premium seats; a new arena club level with drink rails and casual seating; updated concessions and restrooms; ADA accessibility improvements; a reduction in capacity from 8,095 to around 6,800.

» The Coliseum, which opened in 1965, is entering its 60th season of competition. The coliseum has gone largely unchanged since its inception outside of a minor renovation in 2009. The Reed Green Rising campaign will transform the overall and competitive experience at RGC.

» The project has an overall budget of around \$43 million and is primarily funded through a \$35 million bond measure approved by the Mississippi Institutions of Higher Learning Board in November 2023. The University of Southern Mississippi will incur the remaining 7-8 million dollars itself. Southern Miss plans to make use of the City of Hattiesburg's 'Your Penny at Work' tax which charges one percent on transactions at restaurants, hotels and motels to pay off the debt service of the project. Southern Miss receives half of the tax's revenue which amounts to \$150,000 per month and around \$1.8 million per year.

» In total, 33,000 square feet of additional space will be added to the cramped Reed Green Coliseum footprint through the new entrances and concourse additions. The project is set to begin in early 2025 and be completed without the use of construction phases. Construction is expected to take no less than 24 months and be completed sometime in 2027. The Coliseum will remain fully operational and continue hosting both the men's and women's basketball programs as well as various university functions and events throughout the construction.

» As of the publishing of these notes, Southern Miss has completed its long-planned roof restoration project on the aging dome of the Coliseum, a project started this past summer.

» Visit ReedGreenRising.com to see the full renderings and for more information.



Conference History Recap

- » Southern Miss and its 17 Division I athletic programs officially joined the Sun Belt Conference on July 1, 2022. For the Lady Eagles, the Sun Belt is the fourth conference the program has called home and third since NCAA sponsorship in 1981.
- » Southern Miss women's basketball first played in the Mississippi Association of Intercollegiate Athletics for Women (MAIAW) from 1975-81. The MAIAW was the Mississippi-based conference of the national AIAW organization, which led the way in women's sports prior to the NCAA's sponsorship of women's athletics.
- » After joining the NCAA, Southern Miss played an independent season in 1981-82 before joining the Metropolitan Collegiate Athletic Association (Metro) for the 1982-83 season. A non-football conference, the Metro was home to multiple early basketball powerhouses.
- » As the Metro's membership was slowly picked apart by ACC, Big East and SEC additions, the members began organizing an official reorganization as a football-playing league. These efforts produced the Conference USA, which Southern Miss joined as a founding member in 1995 after spending 13 seasons in the Metro. From 1995 to 2022, Southern Miss became one of the few familiar faces in C-USA as time passed. Southern Miss is the longest all-sport member of C-USA in its history (UAB did not sponsor football for 2015 and 2016 seasons).
- » By 2021, the Conference USA Southern Miss resided in was not the one Southern Miss joined 27 seasons before. As conference realignment began to churn, Southern Miss announced its intention to move to the Sun Belt and did so in time for the 2022-23 season.
- » Of note, Southern Miss head coach **Joye Lee-McNelis** left Conference USA as the league's winningest head coach of all-time. She was at Memphis when the league formed in 1995 and spent a total of 27 seasons coaching in the league to compile a 254-211 C-USA record in addition to four conference titles.
- » 2024-25 will be Southern Miss' 49th season in a conference. Southern Miss is 346-329 all-time in conference play. At Reed Green Coliseum, Southern Miss is 210-139, finishing perfect at home in five seasons, last in 1993-94.
- » In the conference tournament, Southern Miss is 43-43 all-time, winning four conference tournament titles in the Metro.

Conference	Membership	Record	%	H	A	Tournament
Mississippi AIAW	1975 - 1981	23-37	.383	14-19	9-18	3-6
Metropolitan Collegiate Athletic*	1982 - 1995	96-48**	.667	58-14	38-33***	20-9
Conference USA****	1995 - 2022	203-226	.473	126-86	77-140	18-26
Sun Belt Conference	2022 - present	24-18	.572	12-9	12-9	2-2
Total		346-329	.513	210-128	136-200	43-43

*Due to a point shaving scandal by their men's basketball team, the Tulane Green Wave were expelled from the Metro Conference from 1985 through 1989. Members of the conference still played Tulane in all other sports, but their games are not included in official conference standings.

**The 1982-83 regular season Metropolitan Collegiate Athletic Conference records are disputed

***The 1982-83 team played and lost to Louisville at a neutral site, which is not included in the away totals

****A total of three Conference USA games were canceled from 2020-22. In 2021, two home games against Rice were postponed and not made up due to COVID-19. In 2022, a home game against North Texas was canceled due to travel concerns from North Texas due to an ice storm in the area. The game was not made up.

A 20-20-20 Vision

- » Southern Miss' 20 wins in 2023-24 netting the program its 17th season with 20+ wins. It was the seventh 20-win campaign under **Joye Lee-McNelis** and first time with back-to-back 20-win seasons since 2013-14-15. This season's Lady Eagles have a chance to post three-straight 20-win seasons for the first time in the 21st century. The last time Southern Miss did so was when **Kay James'** Lady Eagles won 20-or-more games in six-straight seasons from 1991-1996. **James** won 20 games in 10 different seasons. Southern Miss has posted seven 20-win seasons under **McNelis**.

The Injury Bug

- » Rarely does a team completely avoid injuries throughout the season, but Southern Miss has been hit particularly harshly by the injury bug this year. Southern Miss has been down to just eight players in multiple games of Sun Belt play, largely contributing to the team's 1-4 showing in conference.
- » Currently, four Lady Eagles are projected scratches as **Jacorrhiah Bracey**, **Bre Sutton**, **Ava Shields** and **Whitney Hart** are all dealing with various ailments. **Bracey** is still with the team, but has been at home at times in the year due to assist her family. **Sutton** has an ankle fracture that is day-to-day with no known timetable in her return. **Shields'** return is also unknown due to the nature of her ankle injury. **Hart** will be out all season after tearing her ACL in the preseason.
- » In addition to these, **Micah Cooper**, **Trinty Rowe** and **Nyla Jean** have all missed games due to injuries this season. On top of all that, star center **Melyia Grayson** is dealing with a fractured nose, causing her to play with a face mask on.

70 is a Magic Number

- » The Lady Eagles finished last season 18-5 (.783) in games where they held opponents under 70 points. Southern Miss has held opponents under 70 in 100 games since 2019-20 and holds a 80-21 (.792) record in such games but is 6-54 (.100) in games where opponents break the 70-point mark.
- » Under **Joye Lee-McNelis'** prioritized defensive style, Southern Miss is 299-108 (.735) when holding opponents under 70 points. Since **McNelis** took over in 2004, the Lady Eagles have held opponents under 70 points in 407 contests and allowed 70+ in 226. Southern Miss has held opponents under 70 in at least 20 games in 11 of 20 complete seasons under **McNelis**. The high water mark came in 2014-15 with 28 opposing final scores under 70.
- » See below for a **McNelis**-era year-by-year breakdown of the Lady Eagles preferred defensive number:

Season	Record	%	Average Score		Opponent Under 70 Points		Opponent Over 70 Points		
			USM-Opp.	Games	Record	%	Over 70	Record	%
2004-05	9-19	.321	57-69	16	8-8	.500	12	1-11	.083
2005-06	14-15	.483	66-67	18	14-4	.778	11	0-11	.000
2006-07	15-15	.500	64-63	24	13-11	.541	6	2-4	.333
2007-08	21-14	.600	71-65	25	19-6	.760	10	2-8	.200
2008-09	20-12	.625	70-63	25	19-6	.760	7	1-6	.143
2009-10	9-21	.300	64-70	14	9-5	.643	16	0-16	.000
2010-11	10-20	.333	61-71	11	8-3	.727	19	2-17	.105

YEARLY RESULTS

Season	Record	Conference	Coach
1975-76	5-14 (0-9)	MAIAW	McBee
1976-77	16-14 (2-8)	MAIAW	McBee
1977-78	15-10 (6-7)	MAIAW	James
1978-79	16-10 (6-6)	MAIAW	James
1979-80	15-11 (4-4)	MAIAW	James
1980-81	22-7 (5-3)	MAIAW	James
1981-82	16-11	Independent	James
1982-83	17-10 (3-1)	Metro	James
1983-84	18-10 (5-5)	Metro	James
1984-85	21-9 (8-2)	Metro	James
1985-86	12-15 (3-5)	Metro	James
1986-87	21-9 (6-6)	Metro%	James
1987-88	12-16 (6-6)	Metro	James
1988-89	26-5 (10-2)	Metro#	James
1989-90	27-5 (11-3)	Metro%	James
1990-91	17-12 (8-6)	Metro	James
1991-92	21-10 (9-3)	Metro%	James
1992-93	20-8 (10-2)	Metro#	James
1993-94	26-5 (10-2)	Metro#	James
1994-95	21-9 (7-5)	Metro%	James
1995-96	22-8 (11-3)	C-USA*	James
1996-97	13-14 (6-8)	C-USA	James
1997-98	14-13 (8-8)	C-USA	James
1998-99	11-17 (5-11)	C-USA	James
1999-00	17-13 (10-6)	C-USA	Reeves
2000-01	12-16 (5-11)	C-USA	Reeves
2001-02	11-17 (4-10)	C-USA	Reeves
2002-03	14-15 (6-8)	C-USA	Reeves
2003-04	14-13 (2-12)	C-USA	Reeves
2004-05	9-19 (3-11)	C-USA	McNelis
2005-06	14-15 (10-6)	C-USA	McNelis
2006-07	15-15 (9-7)	C-USA	McNelis
2007-08	21-14 (8-8)	C-USA	McNelis
2008-09	20-12 (11-5)	C-USA	McNelis
2009-10	9-21 (5-11)	C-USA	McNelis
2010-11	10-20 (5-11)	C-USA	McNelis
2011-12	13-18 (6-10)	C-USA	McNelis
2012-13	15-16 (6-10)	C-USA	McNelis
2013-14	27-7 (13-3)	C-USA	McNelis
2014-15	25-11 (13-5)	C-USA	McNelis
2015-16	14-16 (7-11)	C-USA	McNelis
2016-17	23-11 (13-5)	C-USA	McNelis
2017-18	15-15 (7-9)	C-USA	McNelis
2018-19	18-14 (9-7)	C-USA	McNelis
2019-20	15-15 (7-11)	C-USA	McNelis
2020-21	7-12 (5-11)	C-USA	McNelis
2021-22	18-12 (9-8)	C-USA	McNelis
2022-23	21-10 (13-5)	Sun Belt#	McNelis
2023-24	20-14 (10-8)	Sun Belt	McNelis
2024-25	5-12 (1-5)	Sun Belt	McNelis

Postseason

- # Regular Season Champion
- * Division Champion
- % Tournament Champion

Record by Head Coach Era

Coach	Tenure	Record (Conf.)
Bob McBee	1975-77	21-28 (2-17)
Kay James	1977-99	403-224 (147-98)
Rick Reeves	1999-04	68-74 (27-47)
Joye Lee-McNelis	2004-pres.	334-299 (170-167)

Record by Conference Era

Conference	Tenure	Record (Conf.)
MAIAW	1975-81	89-66 (23-37)
Independent	1981-82	16-11
Metro	1982-95	259-122 (96-48)
C-USA	1995-22	416-390 (203-226)
Sun Belt	2022-pres.	46-36 (24-18)



PRODUCTION CHARTS

Double-Figure Scoring Games

	20-21	21-22	22-23	23-24	24-25	Total
Grayson	10	19	19	26	11	85
Bracey	2	0	13	21		36
Jean	-	6	11	2	9	28
Sutton	-	6	13	0	4	22
Sieper	-	-	-	5	5	10
Rowe	-	-	-	-	7	7
Evans	-	-	(1)	(17)	4	4
Manley	-	-	-	0	2	2
Cooper	-	-	-	-	1	1
Shanks	-	-	(18)	(18)		0

20-Point Scoring Games

	20-21	21-22	22-23	23-24	24-25	Total
Grayson	1	4	3	3	2	13
Bracey	0	0	0	3		3
Jean	-	0	0	0	2	2
Rowe	-	-	-	-	1	1
Sieper	-	-	-	1		1
Evans	-	-	(0)	(6)		0
Shanks	-	-	(1)	(0)		0

Double-Figure Rebounding Games

	20-21	21-22	22-23	23-24	24-25	Total
Grayson	2	7	5	12	4	30
Bracey	0	0	1	10		11
Evans	-	-	(1)	(5)	1	1
Jean	-	0	0	1		1
Manley	-	-	-	0	1	1
Sutton	-	0	1	0		1
Shanks	-	-	(10)	(10)		0

Five-Plus Assists

	20-21	21-22	22-23	23-24	24-25	Total
Sutton	-	3	10	0	5	18
Jean	-	2	0	2	1	5
Rowe	-	-	-	-	1	1
Sieper	-	-	-	1	1	2
Shanks	-	-	(19)	(28)		0

Three-Plus Steals

	20-21	21-22	22-23	23-24	24-25	Total
Sutton	-	4	9	0	6	19
Jean	-	2	3	3	2	10
Bracey	1	0	4	4		9
Sieper	-	-	-	2	2	4
Grayson	1	0	0	2		3
Shanks	-	-	(8)	(10)	1	1
Evans	-	-	(0)	(4)		0

Three-Plus Blocks

	20-21	21-22	22-23	23-24	24-25	Total
Grayson	3	2	1	5	3	14
Shanks	-	-	(0)	(2)		0
Evans	-	-	(1)	(0)		0

Double-Doubles

	20-21	21-22	22-23	23-24	24-25	Total
Grayson	1	6	3	11	3	24
Bracey	0	0	1	10		11
Evans	-	-	(0)	(5)	1	1
Jean	-	0	0	1		1
Sutton	-	0	1	0		1
Shanks	-	-	(10)	(10)		0

Triple-Doubles

	20-21	21-22	22-23	23-24	24-25	Total
Shanks	-	-	(3)	(1)		0

At previous four-year school
(At junior college)

2011-12	13-18	.419	62-66	18	12-6	.667	13	1-12	.077
2012-13	15-16	.489	63-65	19	14-5	.737	12	1-11	.083
2013-14	27-7	.794	78-68	18	18-0	1.000	16	9-7	.563
2014-15	25-11	.694	68-63	28	21-7	.750	8	4-4	.500
2015-16	14-16	.467	59-59	23	13-10	.565	7	1-6	.143
2016-17	23-11	.676	70-63	22	20-2	.909	12	3-9	.250
2017-18	15-15	.500	67-65	20	15-5	.750	10	0-10	.000
2018-19	18-14	.563	63-59	25	16-9	.640	7	2-5	.286
2019-20	15-15	.500	64-65	19	15-4	.789	11	0-11	.000
2020-21	7-12	.368	65-70	8	7-1	.875	11	0-11	.000
2021-22	18-12	.600	67-64	20	18-2	.900	10	0-10	.000
2022-23	21-10	.677	65-61	23	17-6	.739	8	4-4	.500
2023-24	20-14	.588	67-64	23	18-5	.783	11	2-9	.182
2024-25	5-12	.294	66-74	8	5-3	.625	9	0-9	.000
Total	334-299	.528	66-65	406	299-108	.735	226	35-191	.155

Three's Company

» The three-point line was added to women's basketball for the 1987-88 season when **Joye Lee-McNelis** was still an assistant at Southern Miss. At Memphis, the Lady Tigers attempted at least 300 three in eight of her last 10 seasons. **McNelis'** best three-point mark in Memphis was in 1995-96 when they hit 146-of-406 attempts for an average of 4.71 three-pointers per game. Their most efficient season - and the most efficient three-point shooting season in a **McNelis**-led team - came in 1994-95 when Memphis hit 36.9 percent of their attempts.

» After coming to Southern Miss, **McNelis** inherited **Rick Reeves'** teams that were volume shooters but struggled to hit at a consistent rate. Since 2005, the Lady Eagles have attempted 300 threes in 17 seasons, 400 in 11 seasons and 500 in two seasons. Her 2007-08 team made a **McNelis**-best 5.03 three-pointers per game while the 2014-15 team made a program-best 178 three-pointers in 515 attempts. Southern Miss' most efficient shooting from beyond the arc was in 2007-08 with a 35.1 percent clip.

» Last seasons' 4.03 three-pointers per game are the most since 2018-19, though the 28.7 percent clip is the worst since **McNelis'** first season in Hattiesburg (excluding COVID). The NCAA has national rankings data on three-point shooting going back to 2010-11. Southern Miss has ranked 331st, 210th, 259th, 290th, 171st, 281st, 262nd, 308th, 212th, 331st, 328th, 336th, 328th and 313th in three-pointers per game. That is eight times below 300 and 13 out of 14 seasons ranked below 200 with the one exception coming in 2014-15's 171st mark, which is Southern Miss' program-best three-point shooting season.

» Additionally, last season saw Southern Miss make 137 threes, though 33 of them were in the first five games (6.6 per game) and the remaining 104 were over 29 games (3.59 per game). Southern Miss only attempted 15+ three-pointers in 12 games. The last time Southern Miss made 10 threes in a single game was on March 8, 2012.

» While 2024-25 did not enjoy the best start from long range - Southern Miss finished 1-of-16 at Bowling Green - the Lady Eagles have turned the corner and are trending up from beyond the arc.

» Just over the halfway point of the regular season, Southern Miss is making an average of 5.71 three-point baskets per game on a 32.4 percent mark. At the current pace, a 30-game regular season will give the Lady Eagles a total of 171 three-pointers, second-most under **McNelis** and in Southern Miss' history. This total does not include the guaranteed game Southern Miss will play at the Sun Belt Conference Tournament in March.

» Southern Miss made its most three-pointers since 2018 against Georgia State, hitting 10 in total. The Lady Eagles have attempted at least 15 three-point baskets in 13 games, including the last seven games and in 11 of the last 12.

Comeback Kids

» With over 800 career victories in program history, Lady Eagle Basketball has seen its fair share of miraculous comebacks. On Feb. 18, 2023, the Lady Eagles set a new program record for the largest comeback in program history with an 84-82 overtime victory over ULM. The homestanding Warhawks scored 50 in the first half and held a 21-point lead with 9:41 left in the third quarter. Southern Miss closed the gap to force OT and escaped Monroe, La., with the win.

» The Lady Eagles have completed 20-point comebacks three times in program history. Their first came on Feb. 13, 1984, with an 83-82 come-from-behind win over South Alabama in Mobile. The second was on Feb. 6, 1999, against UAB in Birmingham where Southern Miss clipped the Blazers 71-70.

» The 21-point comeback is not just the largest in program history, but the 26th-largest comeback win in Division I women's basketball history.

» Southern Miss had four 10-point comebacks in 2023-24, winning in come-from-behind fashion against Samford, #19/20 Ole Miss, Troy and UAB. The 14-point comeback over Troy on Feb. 3, 2024, was the largest since the program

McNelis' Year-by-Year Team Three-Point Shooting

Season	3PM-A	%	Games	3P/G
1991-92	31-121	.256	28	1.11
1992-93	58-194	.299	28	2.07
1993-94	61-195	.313	29	2.10
1994-95	137-371	.369	30	4.57
1995-96	146-406	.360	31	4.71
1996-97	117-365	.321	29	4.03
1997-98	127-369	.344	30	4.23
1998-99	122-350	.349	32	3.81
1999-00	84-301	.279	30	2.80
2000-01	72-274	.263	30	2.40
2001-02	82-311	.264	28	2.93
2002-03	64-259	.247	28	2.29
2003-04	116-370	.314	31	3.74
2004-05	61-258	.236	28	2.18
2005-06	142-418	.340	29	4.90
2006-07	132-406	.325	30	4.40
2007-08	176-502	.351	35	5.03
2008-09	133-409	.325	32	4.16
2009-10	129-391	.330	30	4.30
2010-11	64-279	.229	30	2.13
2011-12	133-437	.304	31	4.29
2012-13	121-394	.307	31	3.90
2013-14	131-405	.323	34	3.85
2014-15	178-515	.346	36	4.94
2015-16	125-401	.312	30	4.17
2016-17	159-495	.321	34	4.68
2017-18	128-394	.325	30	4.27
2018-19	134-439	.305	32	4.19
2019-20	110-372	.296	30	3.67
2020-21	64-260	.246	19	3.37
2021-22	101-323	.313	30	3.37
2022-23	118-387	.305	31	3.81
2023-24	137-477	.287	34	4.03
2024-25	97-299	.324	17	5.71



record mark against ULM in 2022-23.

» Southern Miss' largest comeback of the 2024-25 season came on Dec. 8 against Memphis, as the Lady Eagles stormed back from down eight two minutes into the game to thrash the Tigers 82-69.

Working Overtime

» Southern Miss has played in 64 overtime games in its 50-season history and holds a 28-36 overall record in contests going over 40 minutes. Under **Joye Lee-McNelis**, the Lady Eagles are 15-17 overall last playing in overtime on March 23, 2024, against Murray State as part of the Postseason WNIT at Reed Green Coliseum. Southern Miss outlasted the Racers 78-67 to advance to the Super 16 of the postseason tournament.

» Southern Miss' first overtime game came on January 29, 1977, against **Louisiana** - then Southwestern Louisiana - with the Ragin' Cajuns taking an 85-84 win. Four times in program history, Southern Miss has played in a double-overtime game. The Lady Eagles' are 1-3 in 2OT thrillers after first playing on March 10, 1990, against #17/19 South Carolina in the Metro Conference Tournament Championship game. Southern Miss beat the Gamecocks 95-88 and earned the conference auto-bid to the NCAA Tournament.

» Other notes on Southern Miss' overtime history:

» The Lady Eagles have played 38 opponents in overtime contests led by Memphis (seven games).

» Fourteen seasons (included 2024-25) have not featured an overtime game while 36 prior seasons have. The most overtime games played in one seasons came in 2014-15 when the Lady Eagles played five overtime games and won all five. Southern Miss has played at least two overtime games in 18 seasons, last doing so in 2023-24.

» Thirty-two overtime games have come in conference play with the Lady Eagles holding a 17-15 advantage. Southern Miss finished 1-1 in the MAIAW, 0-2 in the Metro Conference, 14-10 in Conference USA and is 2-2 in the Sun Belt Conference.

» Southern Miss has played eight overtime games in conference tournament games: five in the Metro Tournament and three in Conference USA. Southern Miss is 3-5 in conference tournament overtimes - 3-2 Metro, 0-3 C-USA.

» Last season, Southern Miss played its seventh overtime game in the postseason with their 78-67 OT win over Murray State. Southern Miss is 2-5 in postseason overtime, falling in double-overtime at Mississippi State as part of the 2014 WNIT. The Lady Eagles have gone to overtime in the NWIT/WNIT, NCAA Tournament and WBI.

Nonconference Preseason Selections

» The Lady Eagles will play a total of 12 nonconference opponents across this season. With the second round of the MAC-SBC Challenge still left, Southern Miss is 4-7 against its nonconference teams with Ohio still left to play.

» William Carey and Southeastern were one and 23 points, respectively, away from claiming the top spots and received six and five respective first place votes. Baylor earned two first-place votes and was picked fourth.

» A full list of known opponents and their preseason selection is below.

Opponent	Conference	Selection	Votes (1st)	Preseason All-Conference Players
Columbia	Ivy League	Second	110 (5/16)	-
Southeastern	Southland	Second	213 (5/24*)	Lexi Alexander // First Taylor Bell & Jalencia Pierce // Second
William Carey	Southern States (NAIA)	Second	134 (6/12)	(no SSAC preseason team named)
Baylor	Big Twelve	Fourth	194 (2/16)	Sarah Andrews & Aaronette Vonleh**
Bowling Green	Mid-American	Fourth	96	Amy Velasco // First Erika Porter // Second
Missouri State	Missouri Valley	Fifth	380	Lacy Stokes // First
Ohio	Mid-American	Tied-Sixth	64	Jaya McClure // Second
Memphis	American Athletic	Seventh	74	-
Blue Mountain Christian	Southern States (NAIA)	Eighth	60	(no SSAC preseason team named)
UAB	American Athletic	Ninth	55	
Texas A&M	Southeastern	11th		Aicha Coulibaly // Second
Mississippi Valley State	Southwestern Athletic	12th	46	Sh'Diamond McKnight // First

* Southland Conference takes votes from each head coach and sports information director

** Preseason Co-Newcomer of the Year

Ready for the Challenge

» On Nov. 21, 2022, the Sun Belt Conference and Mid-American Conference announced the creation of the MAC-SBC Challenge, a scheduling alliance in men's and women's basketball. Teams from both conferences will play games in the 2023-24 and 2024-25 seasons. Matchups will feature all 12 MAC teams and 12 of 14 Sun Belt teams on a rotating basis. Participating schools gain one guaranteed home and away game each season.

» Each season's Challenge matchups are split into two parts. In 2024-25, the first round is on the opening day of the season with all 12 games taking place on Monday, Nov. 4. Pairings are based on 'projected NET ratings heading into the season.' The second round is set for Saturday, Feb. 8, with the pairings announced in January 2025 and based on real-time NET ratings.

» Last season, the Sun Belt dominated the first round of games played on Sun Belt courts, finishing 9-3 and outscoring the MAC teams 839-725 for a +9.5 margin of victory. In round two, the MAC managed to finished .500 on their home courts, going 6-6 to give the Sun Belt the overall 2023-24 Challenge win with a 15-9 finish. Arkansas State, App State, Old Dominion and Texas State all finished 2-0 and collected eight of the SBC's 15 wins. Toledo and Ball State also finished 2-0 for the MAC.

» The 2024-25 edition began with the MAC taking seven of the 12 games played in MAC country. Old Dominion and Texas State moved to 3-0 in the challenge as did Toledo.

» On Jan. 13, 2025, the two leagues announced their matchups for the second round of the challenge, played at Sun Belt school arenas. The Sun Belt currently leads the challenge 20-16 ahead of the last round of this season.

» The right-most column shows the second round of this season's MAC-SBC Challenge. NET ratings as of Jan. 13, 2025, are in parenthesis next to each team.

» Of note, South Alabama and ULM are not participating in this season's MAC-SBC Challenge.

Date	Matchup	Date	Matchup
Nov. 4	Miami (Ohio) 75, App State 48	Feb. 8	James Madison (56) vs. Ball State (54)
Nov. 4	Western Michigan 61, Arkansas State 45	Feb. 8	Coastal Carolina (102) vs. Buffalo (95)

POINTS BY CLASS

Opponent	Fr.	So.	Jr.	Sr.	Gr./5th
at BGSU	6	9	6	22	24
BMCU	14	26	16	15	16
WCU	3	10	14	31	8
at SLU	11	10	2	19	19
vs. BU	13	10	12	8	12
vs. CU	19	18	0	11	18
vs. TAMU	10	8	10	15	14
at UAB	8	12	9	29	8
MVSU	7	21	7	23	19
MEMPHIS	11	16	6	33	16
at MOST	12	14	6	15	6
at GAST	27	11	5	22	8
ODU	7	6	15	8	11
APP	3	27	0	13	13
at ULM	14	13	0	16	32
at UL	12	24	4	13	15
ULM	10	19	10	8	8
USA					
at JMU					
at MU					
TXST					
TROY					
GASO					
OHIO					
at ASU					
at Troy					
at USA					
at TXST					
ASU					
UL					
Totals	187	254	115	278	228
Per Game	11.0	14.9	6.8	13.3	13.4

THE FIRSTS

Jump Balls Controlled

Southern Miss	10	2-8
Opponent	7	3-4

First Team to Score

Southern Miss	9	2-7
Opponent	8	3-5

First Points Scored (Last Game)

Melyia Grayson	5	(at ULM // Jan. 9)
Nyla Jean	5	(ULM // Jan. 16)
Morgan Sieper	3	(at MOST // Dec. 20)
Bre Sutton	3	(ODU // Jan. 2)
Trinity Rowe	1	(at UL // Jan. 11)

First Shot Made (Last Game)

Layup	7	(ULM // Jan. 16)
Jumper	5	(at GAST // Dec. 29)
Three-Pointer	4	(at UL // Jan. 11)
Free Throw	1	(BMC // Nov. 7)

First Off the Bench (Last Game)

Je'Mya Evans	7	(ULM // Jan. 16)
Mikaylah Manley	4	(at UL // Jan. 11)
Nyla Jean	2	(BMC // Nov. 7)
Cooper/Jean	1	(at SLU // Nov. 15)
Evans/Jean	1	(WCU // Nov. 11)
Evans/Shanks	1	(vs. TAMU // Nov. 25)
Evans/Manley	1	(at ULM // Jan. 9)

Charges Drawn (Last Game)

Melyia Grayson	8	(2 at UL // Jan. 11)
Morgan Sieper	5	(2 vs. ODU // Jan. 2)
Nyla Jean	4	(2 vs. CU // Nov. 24)
Je'Mya Evans	3	(1 at GAST // Dec. 29)
Bre Sutton	3	(1 vs. TAMU // Nov. 25)
Micah Cooper	1	(1 at UL // Jan. 11)
Trinity Rowe	1	(1 at ULM // Jan. 9)



ACTIVE LEADERS

Category	Leader*	Total
Games Played	Melyia Grayson	123
Games Started	Melyia Grayson	106
Minutes	Melyia Grayson	2,880
Points	Melyia Grayson	1,442
Rebounds	Melyia Grayson	850
Assists	Bre Sutton	214
Blocks	Melyia Grayson	131
Steals	Bre Sutton	133
FGM	Melyia Grayson	608
3PM	Nyla Jean	80
FTM	Melyia Grayson	221

*At Division I programs only

SEASON +/- TRACKER

Player	Last Game	Season		USM
		Total	Total	Total
Cooper	-12	-75	-75	
Bracey	DNP	-	+124	
Sutton	DNP	-61	-61	
Gallatly	DNP	+4	+4	
Shanks	0	-74	-74	
Rowe	-14	-133	-133	
Sieper	-10	-86	+45	
Jean	-14	-105	-45	
Evans	-3	-78	-78	
Shields	+1	-5	-5	
Manley	+1	+1	-22	
Hart	DNP	-	-	
Grayson	-9	-71	+2	
Team	-12			

MCNELIS ERA BESTS

Individual Game

Points41 // Tamara Jones (UALR - 11/19/13)
 Rebounds24 // Pauline Love (WCU - 11/23/09)
 Assists17 // Jamierra Faulkner (UWA - 11/8/13)
 Steals10 // 3x, last B. Dinkins (ODU - 1/12/17)
 Blocks7 // Amber Landing (at ULM - 11/16/19)
 FGM15 // 5x, last M. Grayson (at ULM - 1/9/25)
 FGA28 // 2x, last B. Dinkins (at FAU - 2/18/17)
 3PM8 // Jamierra Faulkner (ODU - 1/15/14)
 3PA16 // Tanecka Carey (HOU - 1/8/12)
 FTM18 // Kendra Reed (UAB - 2/19/06)
 FTA20 // Kendra Reed (UAB - 2/19/06)

Team Game

Points106 // at FIU (Feb. 19, 2014)
 Rebounds60 // MISS. VALLEY ST. (Nov. 27, 2021)
 Assists29 // McNEESE (Nov. 13, 2007)
 Steals26 // NICHOLLS (Dec. 30, 2008)
 Blocks9 // 3x, last WILLIAM CAREY (Jan. 4, 2014)
 FGM43 // NICHOLLS (Dec. 30, 2008)
 FGA79 // MURRAY STATE (March 23, 2024)
 FG%66.0 (31-47) // ULM (Nov. 20, 2007)
 3PM11 // 2x, last vs. UIC (Dec. 19, 2017)
 3PA30 // OLD DOMINION (Jan. 15, 2014)
 3P%55.6% (10-18) // at Ga. State (Dec. 29, 2024)
 FTM35 // Cal Poly (Dec. 16, 2006)
 FTA45 // Cal Poly (Dec. 16, 2006)
 FT%100 (22-22) // LITTLE ROCK (Nov. 19, 2013)
 TOs Forced43 // WEST ALABAMA (Nov. 8, 2013)

Season Highs

Points2,657 (78.1) // 2013-14
 Rebounds1,364 (37.9) // 2014-15
 Assists633 (18.1/18.6) // 2007-08 & 2013-14
 Steals370 (10.9) // 2016-17
 Blocks155 (4.4) // 2007-08

Nov. 4	Coastal Carolina 65, Central Michigan 62	Feb. 8	Troy (116) vs. Kent State (127)
Nov. 4	Georgia Southern 82, Ohio 70	Feb. 8	Old Dominion (120) vs. Central Michigan (213)
Nov. 4	Akron 81, Georgia State 73	Feb. 8	Louisiana (147) vs. Miami (Ohio) (145)
Nov. 4	James Madison 67, Kent State 56	Feb. 8	App State (194) vs. Northern Illinois (262)
Nov. 4	Northern Illinois 57, Louisiana 55	Feb. 8	Ark. State (187) vs. Bowling Green (151)
Nov. 4	Toledo 71, Marshall 68	Feb. 8	Marshall (189) vs. Toledo (143)
Nov. 4	Old Dominion 60, Ball State 46	Feb. 8	Ga. Southern (214) vs. Akron (257)
Nov. 4	Bowling Green 71, Southern Miss 67	Feb. 8	Texas State (233) vs. Western Michigan (267)
Nov. 4	Texas State 75, Eastern Michigan 71	Feb. 8	Georgia State (245) vs. Eastern Mich. (327)
Nov. 4	Buffalo 80, Troy 78	Feb. 8	Southern Miss (276) vs. Ohio (344)

For more information on the MAC-SBC Challenge, visit SunBeltSports.org.

Notes from the Bad Boy Mowers Battle4Atlantis

- » Southern Miss finished 0-3 at the 2024 Bad Boy Mowers Battle4Atlantis and is now 1-4 all-time in international games. The games were Southern Miss' first outside of the United States since 2007 and were just the second time the Lady Eagles headed international for official competitions.
- » Two new lineups debuted for Southern Miss for the first time as the Lady Eagles switched it up from their only lineup on the year. Je'Mya Evans replaced Mikaylah Manley in the starting five against #18/17 Baylor. Evans was later swapped with Nyla Jean against Columbia and Jean stayed in against Texas A&M.
- » The remaining four starters - Bre Sutton, Trinity Rowe, Morgan Sieper and Melyia Grayson - remained unchanged.
- » Southern Miss' freshman class led the team in scoring against Baylor and Columbia, a sign of the abundant and growing youth on the team.

Fit Check

- » Southern Miss has four uniform combinations available to them: white, black, gold and pink. The Lady Eagles primarily wear white at home, though they wear strictly pink at Reed Green Coliseum during February.
- » Below is Southern Miss' record in each dating back to the 2021-22 season.

Uniform	2021-22	2022-23	2023-24	2024-25	Total	%
White	5-4 (.556)	8-2 (.800)	8-4 (.667)	3-4 (.429)	24-14	.632
Black	3-5 (.375)	6-5 (.545)	6-3 (.667)	1-4 (.200)	16-17	.485
Gold	7-1 (.875)	6-2 (.750)	3-7 (.300)	1-4 (.200)	17-14	.548
Pink	3-2 (.600)	1-1 (.500)	3-0 (1.000)	0-0 (-)	7-3	.700
	18-12 (.600)	21-10 (.677)	20-14 (.588)	5-12 (.294)	64-49	.566

Ranked Struggles

- » Last season, Southern Miss got its first win over a ranked opponent since Feb. 27, 2000. The Lady Eagles knocked off No. 19/20 Ole Miss in a thrilling 61-59 win at Reed Green Coliseum on Dec. 2, 2023. The win was the first over a ranked foe under McNelis and her first ranked win as a head coach since Jan. 26, 2003, when her Lady Tigers downed No. 20 DePaul.
- » Prior to Southern Miss' win over Ole Miss in 2023, the Lady Eagles had lost 23-straight games against ranked opponents and were 0-15 under McNelis.
- » The Lady Eagles loss to #18/17 Baylor moved the program's all-time record against ranked teams to 18-59. McNelis is now 11-54 against ranked teams (10-28 at Memphis; 1-16 at Southern Miss.).

Opponents in the Polls

- » At least one Southern Miss opponent had its name listed on the initial polls of the 2024-25 season as **Baylor** earned the consensus No. 12 ranking from the Associated Press and WBCA.
- » In the Collegelinsider.com Mid-Major Poll, **James Madison** and **Troy** earned the 13th and 20th spots on the week one poll. **Marshall, Southeastern, ULM, Bowling Green** and **Missouri State** all received votes in the first poll of the year. Battle4Atlantis foe Columbia received the No. 9 ranking.
- » Currently, **Baylor** is receiving votes in the WBCA poll. In the Mid-Major Poll, **Columbia** is ranked third, **James Madison** is ranked 11th and **Old Dominion** is 24th. **Missouri State** and **Southeastern** are all receiving votes. Potential opponents **Buffalo** and **Ball State** are ranked in the top 25.

» See below for a week-by-week ranking of Southern Miss opponents:

AP Poll	1	2	3	4	5	6	7	8	9	10	11	12	13	14	15	16	17	18	19	20	Final
Baylor	12	17	18	RV	RV	RV	-	RV	RV	-	RV										
WBCA Poll	1	2	3	4	5	6	7	8	9	10	11	12	13	14	15	16	17	18	19	20	Final
Baylor	12	17	17	22	23	21	21	23	24	RV	24										
Ball State	-	-	-	RV	-	-	-	-	-	-	-										
Columbia	-	RV	-	-	-	-	-	-	-	-	-										
Mid-Major Poll	1	2	3	4	5	6	7	8	9	10	11	12	13	14	15	16	17	18	19	20	Final
Columbia	9	8	5	4	3	7	4	4	4	3	4										
James Madison	13	13	12	13	17	17	15	10	12	11	10										
Missouri State	RV	RV	RV	RV	-	-	RV	22	RV	RV	RV										
Old Dominion	-	-	-	-	RV	RV	-	-	RV	24	RV										
Southeastern	RV	RV	-	RV	RV	RV	RV	RV	-	RV	RV										
Troy	20	-	-	-	-	-	-	-	-	-	RV										
Bowling Green	RV	-	RV	-	RV	RV	RV	RV	RV	-	-										
ULM	RV	RV	RV	-	-	-	-	-	-	-	-										
Ga. Southern	-	-	RV	-	-	-	-	-	-	-	-										
Marshall	RV	-	-	-	-	-	-	-	-	-	-										



Big League Lady Eagz

» Two members of last season's squad, **Domonique Davis** and **Mahoganie Williams**, signed contracts with professional overseas clubs. **Davis** now suits up for Vasas-Parasét Női Kosárlabda Kft in Budapest, Hungary. **Williams** also signed in Europe and plays in Split, Croatia, for Kosarkaska Akademija Zana Lelas Split.

» **Davis** capped off her three-year meteoric Southern Miss career with the most points in a single-season while **Williams** benefited from the tutelage of former WNBA center and Southern Miss assistant head coach **Barbara Farris**.

» Together, the pair mark the program's 21st and 22nd professional signee. Southern Miss' first pro signee came in 1994 when **Janice Felder** was selected for the ABL's Richmond Rage.

Sun Belt is Beach Bound Once Again

» The Sun Belt Conference announced on Thursday, Oct. 24, 2024 that the city of Pensacola, Fla., had been selected to host the 2026, 2027, 2028, 2029 and 2030 Sun Belt Men's and Women's Basketball Championships as part of the league's ongoing partnership with Pensacola Sports and Visit Pensacola. The five-year extension builds on the initial five-year agreement that originally brought the Sun Belt Basketball Championships to Pensacola in 2021.

» "The Sun Belt Conference is excited to extend our partnership with Pensacola. There is no better place for our basketball championships to thrive and showcase the growth of the Sun Belt Conference," said Sun Belt Conference Commissioner Keith Gill. "Our student-athletes, coaches and fans have established traditions around starting March Madness in Pensacola—a community that has embraced the rising brand of Sun Belt basketball."

» The landmark extension will make Pensacola, Fla., the longest-tenured (2021-2030) and most-frequent (10-time) host of the Sun Belt Basketball Championships, surpassing the city of New Orleans, La., which has hosted the championships on eight occasions, including seven-straight years from 2014-2020. The 2025 Sun Belt Basketball Championships will take place from March 4-10, 2025, with all games being played at the Pensacola Bay Center. All games will be broadcast on ESPN+ with the women's championship game airing on ESPNU.

» In addition to an extended stay in Pensacola, the Sun Belt Conference re-worked its tournament bracket from five rounds to seven spanning all seven days from March 4-10. Both the men's and women's sides will play two games per day beginning on March 4 as No. 12 plays No. 13 and No. 11 plays No. 14. From then on, two teams are added each day until the semifinals on March 9. In total, there will be a first round, second round, third round, fourth round, quarterfinals, semifinals and championship game. The No. 1 and No. 2 seeds will need to win just two games to claim the tournament title compared to last year's three. In the extreme, seeds 11-14 will need to seven games to win the conference title compared to past iterations where they needed just five.

» The newly designed bracket will greatly increase the value of the regular season and help with itinerary for all 28 men's and women's teams traveling to Pensacola.

Nonconference Notes

» One of the toughest nonconference slates ever assembled resulted in one of Southern Miss' toughest nonconference showing in recent memory. With a game left against Ohio in the MAC-SBC Challenge, the Lady Eagles are currently 4-7 against nonconference opponents.

» The last time Southern Miss lost seven games in nonconference action came in 2011-12, when the Lady Eagles finished nonconference play 6-7 with a win percentage of .462. Southern Miss' current win percentage in 11 games is .364, the lowest by a Southern Miss team since 2009-10, when the team's 4-9 record resulted in a .308 win percentage.

» It is the second time Southern Miss finishes winless away from Reed Green Coliseum - including away and neutral - with the first coming in 2009-10, when the Lady Eagles went 0-6 on the road. In total, Southern Miss has not won a true road nonconference game in five total seasons including 2024-25.

» In program history, the Lady Eagles are 418-235 in nonconference action and 277-65 at Reed Green Coliseum. Under Joye Lee-McNelis, the Lady Eagles are now 139-106 in nonconference play.

#BurgBuilt: Putting on For Her City

» Entering her final season of collegiate eligibility, **Melyia Grayson** is a truly special piece of Lady Eagle Basketball. The first native Hattiesburger to sign under **Joye Lee-McNelis**, **Grayson** is a hometown hero playing on her hometown's floor. Now, the fifth-year COVID-senior is one of a few COVID-year players left in Division I. In fact, **Grayson** is just one of 45 fifth-year players who have played their entire career at just one program. She already has 1,000 career points and entered the 2024-25 season with an impressive 59-game start streak, having been in the first five since Nov. 30, 2022. She made her 100th career start at Missouri State.

» Last season, she earned Third Team All-Sun Belt honors last season thanks to her 12.6 points and 8.4 rebounds per game. She has the eighth-most rebounds in program history and ninth-most double-doubles with another season left to play. Notably, she is the only player in program history to score 1,000 points, grab 500 rebounds and block 100 shots.

» In 2021-22, she was named to the Conference USA Honorable Mention team and earned Freshman of the Year honors from C-USA in 2020-21.

» Ahead of the 2024-25 season, coaches of the Sun Belt Conference selected **Grayson** to the Preseason Second Team.

» She led off her final campaign with an impressive 24-point performance at Bowling Green. She brought down her first double-double of the season at Southeastern with 19 points and 14 rebounds. Double-double number two came against Memphis with 16 points and 12 boards.

» At ULM (Jan. 9), she tied her career-high of 32 points and set a new high in field goal made and attempted, finishing 15-of-25 from the floor. It marked her third double-double of the season and 24th of her career. She moved into 13th all-time on the scoring charts thanks to the game as well.

Journey of 100+ Games

» Speaking of **Melyia Grayson**, her fifth season in Hattiesburg will undoubtedly cement her place in the Lady Eagle record books, especially in the so called 'counting' stats like games played and games started. Currently, **Grayson** has played in 123 games in her Lady Eagle career and started in 106, placing her tied for ninth and ninth respectively.

» With 13 regular season games left, a healthy **Grayson** could set a new record for career games played, passing **Brittanny Dinkins'** 134-game mark.

Games Played	Games Started
1. 134 Brittanny Dinkins (2013-17)	1. 134 Brittanny Dinkins (2013-17)
2. 132 Megan Brown (2014-19)	2. 126 Kendra Reed (2005-09)

NET BREAKDOWN

	Q1	Q2	Q3	Q4
Overall	0-1	0-1	0-3	3-7
Games Left	0	1	1	11
Nonconference	0-1	0-1	0-3	2-2
Home	-	-	-	2-0
Away	-	-	0-2	0-2
Neutral	0-1	0-1	0-1	-
Conference	0-0	0-0	0-0	1-5
Home	-	-	-	0-3
Away	-	-	-	1-2
Neutral	-	-	-	-

	Q1	Q2	Q3	Q4
Overall	0-1	0-1	0-3	3-7
Home	-	-	-	2-3
Away	-	-	0-2	1-4
Neutral	0-1	0-1	0-1	-

Q1 Games (H: 1-25 / N: 1-35 / A: 1-45)

NET	Opponent	Score	Date
26	N #18/17 Baylor	L, 101-55	N 23

Q2 Games (H: 26-55 / N: 36-65 / A: 46-80)

NET	Opponent	Score	Date
53	N Columbia	L, 79-57	N 25
56	A James Madison		J 23

Q3 Games (H: 56-90 / N: 66-105 / A: 81-130)

NET	Opponent	Score	Date
72	N Texas A&M	L, 85-66	N 24
86	A Missouri State	L, 92-54	D 20
100	A Southeastern	L, 68-61	N 15
116	A Troy		F 15

Q4 Games (H: 91+ / N: 106+ / A: 131+)

NET	Opponent	Score	Date
116	H Troy		F 1
120	H Old Dominion	L, 65-47	J 2
147	A Louisiana	L, 77-68	J 11
147	H Louisiana		F 28
151	A Bowling Green	L, 71-67	N 4
160	A ULM	L, 84-75	J 9
160	H ULM	L, 67-55	J 16
161	A UAB	L, 87-66	D 1
187	A Arkansas State		F 12
187	H Arkansas State		F 26
189	A Marshall		J 25
194	H App State	L, 76-56	J 4
214	H Georgia Southern		F 5
228	H Memphis	W, 82-60	D 8
233	H Texas State		J 30
233	A Texas State		F 22
245	A Georgia State	W, 73-59	D 29
304	H South Alabama		J 18
304	A South Alabama		F 19
344	H Ohio		F 8
345	H Miss. Valley State	W, 77-66	D 5

- NET RATINGS ARE FROM JANUARY 13, 2024 -



OVERTIME GAMES

Date	Opponent	W/L	Score	OT
J 29 1977	Louisiana	L	84-85	OT
D 15 1977	vs. Middle Tennessee	L	75-82	OT
F 8 1978	at Mississippi Valley State	L	72-77	OT
N 18 1980	at MUW	W	82-80	OT
M 26 1982	vs. Temple	L	88-94	OT
D 15 1985	at New Orleans	L	82-89	OT
M 5 1985	Memphis	L	75-77	OT
D 21 1985	at Jackson State	W	56-54	OT
F 17 1986	at Florida	L	80-91	OT
M 6 1987	vs. Memphis	W	74-72	OT
J 30 1988	at Louisville	L	84-89	OT
M 11 1988	vs. South Carolina	L	77-86	OT
D 3 1988	Alabama	W	84-79	OT
J 6 1990	at Louisville	L	78-82	OT
M 10 1990	vs. #17/19 South Carolina	W	95-88	2OT
D 3 1991	at UAB	L	91-93	2OT
J 9 1992	at Mississippi State	L	68-72	OT
M 11 1993	vs. Charlotte	W	68-64	OT
D 10 1994	vs. #13/13 Florida	W	93-92	OT
M 16 1995	vs. SMU	L	95-96	OT
D 9 1995	#21/21 Ole Miss	L	74-76	OT
F 1 1996	Tulane	W	84-82	OT
F 21 1996	at Tulane	L	67-72	OT
F 8 1998	Memphis	W	83-81	OT
F 16 1998	at Houston	W	80-74	OT
F 27 1998	vs. UAB	L	72-74	OT
N 20 1998	Mississippi State	L	94-98	OT
J 29 1999	Cincinnati	L	70-79	OT
M 16 2000	at Georgia Tech	L	71-76	OT
J 21 2001	at Memphis	W	65-62	OT
F 9 2003	Marquette	W	82-79	OT
M 2 2003	at East Carolina	W	62-61	OT
D 9 2005	Jackson State	W	76-67	OT
F 22 2008	#19/25 UTEP	L	72-73	OT
F 28 2009	Memphis	L	74-77	OT
M 8 2009	vs. UCF	L	54-65	OT
F 12 2010	at Memphis	L	85-89	OT
N 26 2010	Louisiana	W	76-73	OT
J 20 2011	at Tulane	W	86-81	OT
J 23 2011	East Carolina	W	70-67	OT
N 24 2012	McNeese	W	68-59	OT
D 18 2012	at UT Martin	L	80-87	OT
F 21 2013	Memphis	L	74-80	OT
J 18 2014	at Tulane	L	71-73	OT
J 22 2014	at UTEP	L	85-86	OT
J 25 2014	East Carolina	W	82-80	OT
M 24 2014	at Mississippi State	L	66-74	2OT
J 4 2015	at Louisiana Tech	W	79-77	OT
J 8 2015	UTSA	W	69-60	OT
J 15 2015	at Middle Tennessee	W	77-75	OT
F 5 2015	Middle Tennessee	W	70-65	OT
M 22 2015	TCU	W	77-73	OT
N 20 2015	at Chattanooga	L	48-53	OT
J 25 2018	Charlotte	L	79-85	2OT
M 25 2019	North Alabama	L	65-69	OT
M 13 2020	vs. Marshall	L	67-71	OT
F 19 2021	Florida International	L	58-59	OT
F 7 2022	UTSA	W	60-57	OT
F 19 2022	at UTEP	L	79-86	OT
J 28 2023	at Texas State	L	52-62	OT
F 18 2023	at ULM	W	84-82	OT
F 24 2023	at Louisiana	W	69-64	OT
M 1 2024	at Louisiana	L	57-58	OT
M 23 2024	Murray State	W	78-67	OT

RECORD BREAKDOWN

Games in Overtime (Under McNelis)	64 (32)
Overall Record	28-36 (15-17)
Home	14-11 (10-6)
Away	10-18 (5-9)
Neutral	4-7 (0-2)
Games in 2OT (Under McNelis)	4 (2)

3. 126	Respect Leaphart (2016-20)	3. 123	Jamierra Faulkner (2010-14)
126	Kendra Reed (2005-09)	4. 115	Tanya Bullock (1990-94)
5. 124	Jamierra Faulkner (2010-14)	115	Janice Felder (1990-94)
124	Tanesha Washington (2007-11)	115	Renee Magee (1986-90)
7. 123	Amber Eugene (2005-09)	7. 113	Patricia Nash (Patricia Nash)
123	Melyia Grayson (2020-25)	8. 112	Portland McCaskill (1981-86)
9. 122	Lashyra Cotton (2013-17)	9. 105	Melyia Grayson (2020-25)
10. 121	Renee Magee (1986-90)	10. 103	Amber Eugene (2005-09)
		103	Angela Johnson (1997-01)

1,000-Point Club

» Thirty-one Lady Eagles have broken into the exclusive 1,000-point club over 50 seasons of competition. Led by the All-American **Janice Felder's** 2,275 points, the full list is below.

» One current Lady Eagle, **Melyia Grayson**, was already on the charts with 1,314 career points through the 2023-24 season. She should be able to break into the top 10, if not the top five, with an average season of play. **Grayson** scored her 1,000th point on Jan. 25, 2024, at Troy. She passed 1,200 career points in the season opener against **Bowling Green** (Nov. 4), finishing with 24 points for 1,219 total. She moved into the 1,300s against Texas A&M (Nov. 25). She passed 1,400 career points at ULM (Jan. 9).

Player	Career	Games Played	Points Scored	Average	
1	Janice Felder	1990-91-92-93-94	117	2,275	19.44
2	Portland McCaskill	1981-82-83-84-85	112	2,130	19.01
3	Jamierra Faulkner	2010-11-12-13-14	124	2,056	16.58
4	Patricia Nash	1992-93-94-95-96	118	1,875	15.89
5	Nancy Faulk	1977-78-79-80-81	103	1,696	16.47
6	Domonique Davis	2021-22-23-24	92	1,624	17.65
7	Nedra Hosey	1993-94-95-96-97	118	1,616	13.69
8	Pauline Love	2007-08-09-10	95	1,576	16.59
9	Kendra Reed	2005-06-07-08-09	126	1,537	12.20
10	Joye Nell Lee	1980-81-82-83-84	108	1,512	14.00
11	Brittanny Dinkins	2013-14-15-16-17	134	1,479	11.04
12	Melyia Grayson	2020-21-22-23-24-25	123	1,442	11.72
13	Wilhelmina Smith	1981-82-83-84-85	111	1,427	12.86
14	Tanya Bullock	1990-91-92-93-94	118	1,408	11.93
15	Amber Eugene	2005-06-07-08-09	123	1,298	10.55
16	Jerontay Clemons	2012-13-14-15-16	111	1,267	11.41
17	Shonte Hailes	2016-17-18-19-20	110	1,264	11.49
18	Angela Atterberry	1996-97-98-99-00	106	1,249	11.78
19	LaShonda Jackson-Smith	1994-95, 1996-97-98-99	111	1,247	11.23
20	Alexis Hall	1988-89-90-91	92	1,183	12.86
21	Gina Griffin	1986-87-88-89-90	119	1,173	9.86
22	Tanesha Washington	2007-08-09-10-11	124	1,132	9.12
23	Renee Magee	1986-87-88-89-90	121	1,077	8.90
24	Sharon Varnado	1984-85-86-87-88	111	1,065	9.59
25	Tamara Jones	2013-14-15	69	1,057	15.32
26	Angela Johnson	1997-98-99-00-01	113	1,037	9.18
27	Megan Brown	2014-15-16-17-18-19	132	1,030	7.80
T28	Shirley Jones	1977-78-79-80-81	104	1,025	9.86
T28	Jayla King	2015-16-17-18	93	1,025	11.02
30	Respect Leaphart	2016-17-18-19-20	126	1,022	8.11
31	Pam McCoy	1978-79-80-81	67	1,015	15.15

The Tampa Two

» Two of Southern Miss' starting five, **Nyla Jean** and **Morgan Sieper**, have experience playing together prior to coming to Hattiesburg. Both **Jean** and **Sieper** hail from sunny Tampa, Fla., and attended high school together at H.B. Plant in downtown Tampa. As Lady Panthers, **Jean** and **Sieper** played two seasons together on the varsity squad in 2019-20 and 2020-21 - **Jean's** junior and senior campaigns and **Sieper's** freshman and sophomore years.

» In 2020-21, **Jean** averaged 16.6 points, 3.4 rebounds and 3.4 assists per game, while **Sieper** came off the bench to average 3.8 points per game. The Lady Panthers finished the season as the Class 7A State Champions, the second-highest classification of Florida High School Athletic Association competition.

» The two started together for the first time at Southern Miss on Dec. 21, 2023, at Florida Gulf Coast. The 2024 WNIT marked the first time since their 2021 title run the two played in postseason competition together.

» The Tampa pairing once again started alongside each other on Nov. 24, 2024, when Jean returned to the lineup for the first time this season.

» At UAB, the duo scored in double figures alongside each other with **Jean** soring a career-high 24 points. The duo scored double-figures again at Georgia State with **Jean** scoring 19 and **Sieper** 11; as well as against App State, with **Sieper** leading all scorers with 18 points points and **Jean** finishing with 13.

Award SZN

» Fifth-year center **Melyia Grayson** earned Preseason All-Sun Belt Conference Second Team honors. The nod is the first time **Grayson** has been named to a preseason team in her career.

» Sun Belt Conference coaches placed Southern Miss sixth in the league's preseason poll. The Lady Eagles were previously selected fourth and third in 2022 and 2023, respectively. Southern Miss bested its 2022 fourth-place pick with a share of the regular season title, but fell short of the its 2023 third-place projection - which also saw Southern Miss earn a first place vote - with a sixth-place finish last year.

» Freshman guard **Trinity Rowe** earned the Dec. 31 Sun Belt Player of the Week Award for her 25-point outburst at



Georgia State. It is the first time a freshman received the reward this year and first for a Lady Eagle.

Fresh Faces

- » Southern Miss' coaching staff did not rest on their laurels this past offseason with the Lady Eagles returned just five letterwinners (**Jacorriah Bracey**, **Melyia Grayson**, **Nyla Jean**, **Mikaylah Manley** and **Morgan Sieper**) from last year's squad.
- » On November 8, 2023, **Micah Cooper**, **Whitney Hart** and **Trinity Rowe** all inked their national letters of intent as part of National Signing Day. After the season's end, Southern Miss added two more freshmen in **Jaime Gallatly** and **Ava Shields**.
- » Two junior college transfers also arrive in Hattiesburg. All-MACCC and two-year Mississippi Gulf Coast Community College starter **Je'Mya Evans** made the short trip up Highway 49 while Connors State College standout **Samantha Shanks** traveled from Warner, Okla., after two seasons with the Cowgirls.
- » Southern Miss also added an experienced Division I transfer in **Bre Sutton**. **Sutton**, originally from New Orleans, La., and Warren Easton High School, played two seasons (2021-22, 2022-23) at ULM under current Lady Eagle associate head coach **Brooks Donald Williams**. **Sutton** transferred to Arkansas State, where she played only six games due to injuries. She entered the transfer portal at the end of the 2023-24 season and originally committed to McNeese in March before officially signing with Southern Miss in May.
- » Of these eight newcomers, four made their Southern Miss debuts against **Bowling Green** with **Sutton** and **Rowe** earning spots in the starting lineup while **Evans** and **Shanks** played over 10 minutes off the bench.
- » Against **Blue Mountain Christian**, two more newcomers made their Southern Miss debuts. **Micah Cooper**, back from her prior plantar fasciitis tear, scored seven points on a five-minute restriction. **Jaime Gallatly** played nearly six minutes late in the contest but did not find the basket. **Shanks** scored her first points at the Division I level as well.
- » In the Mayor's Cup against **William Carey**, **Shields** got her first minutes of the season after tearing her meniscus earlier this semester. Of course, the sharpshooter's first bucket was a quick trigger three-pointer. She played nearly 12 minutes in her debut and served as a solid reserve.

Basketball, Miss Kentucky Basketball

- » Lady Eagle freshman signee **Trinity Rowe** brings quite the trophy case to Hattiesburg with her. The back-to-back-to-back 59th District MVP and back-to-back 15th Region MVP led the Pikeville Panthers from the mountains of eastern Kentucky all the way to Rupp Arena for the KHSAA Sweet Sixteen. In her six seasons of varsity basketball, she became Pikeville's all-time leading scorer as a senior, breaking the old record of 2,370 points on Feb. 16, 2024. She finished as the school's all-time leading scorer and assister after breaking the Kentucky state record for career assists with over 1,000 in her career.
- » With all her personal accolades, she was a preseason favorite for the 2024 Miss Kentucky Basketball Award, given annually to the top senior female basketball player in Kentucky. After averaging 16.2 points per game and garnering a McDonald's All-American Game nomination, **Rowe** was earning state-wide acclaim for her talents on the hardwood. On March 17, 2024, **Rowe** became the 50th Miss Kentucky Basketball and third from the 15th region. The City of Pikeville, Kentucky, proclaimed March 21, 2024, as 'Trinity Rowe Day' and held a parade and ceremony in her honor. The City of Coal Run dedicated a sign on the highway with her name on it as well.
- » Her achievements on the court also netted her the honor of being named the Commonwealth's top women's basketball recruit for the 2024 class. She is Southern Miss' first No. 1 high school signee from any state since Pauline Love signed out of Arkansas in the 2006 class.
- » She became the 18th true freshman to start in her debut under **Joye Lee-McNelis** at **Bowling Green** (Nov. 4). At **Southeastern** (Nov. 15), she recorded her first double-figure scoring game with 11 points.

(TANSTAAFT) There Ain't No Such Thing As a Free Throw

- » While **Milton Friedman**'s opinion on free lunches is widely known, his thoughts on free throws are not. Below is a chart of the last 20 free throw attempts for each Lady Eagle with '1' being the most recent and '20' representing the player's 20th free throw attempt.
- » Made free throws will be represented using Xs while Os will represent missed free throws. Shots taken in the final five minutes of the fourth quarter or in overtime will be indicated using *Inverse Italics*. Free throws attempted in the same game will be joined by a line like this: X-0, which indicates two attempts with a make and miss.

Player	1	2	3	4	5	6	7	8	9	10	11	12	13	14	15	16	17	18	19	20	Last 20	<5:00	
Cooper	X-X	X-0	X-0	-	-	-	-	-	-	-	-	-	-	-	-	-	-	-	-	-	4-6	--	
Bracey	0	0-X	X-X	X	0-X	X	X	X-X	X-X	X-X	X-X	X-X	X-X	X-X	X-X	X-X	X-X	X-X	X-X	X-X	X-X	15-20	5-8
Sutton	0	X	0	0	0	0	X	0	X	0	0	X	X	X	X	X	X	X	X	X	X	10-20	5-8
Gallatly	-	-	-	-	-	-	-	-	-	-	-	-	-	-	-	-	-	-	-	-	-	--	--
Shanks	0	X	X	0	-	-	-	-	-	-	-	-	-	-	-	-	-	-	-	-	-	2-4	1-2
Rowe	X	0	0	X	X	X	-	-	-	-	-	-	-	-	-	-	-	-	-	-	4-6	1-2	
Sieper	X	0	X	X	0	X	X	X	X	X	X	X	X	X	X	X	X	X	X	X	X	15-20	5-8
Jean	X	X	X	X	X	X	X	X	X	X	X	X	X	X	X	X	X	X	X	X	X	16-20	3-4
Evans	X	0	X	X	X	0	X	0	0	0	0	0	0	0	0	0	0	0	0	0	0	11-20	5-7
Shields	-	-	-	-	-	-	-	-	-	-	-	-	-	-	-	-	-	-	-	-	-	--	--
Manley	X	0	X	0	X	X	X	X	X	X	X	X	X	X	X	X	X	X	X	X	X	13-20	4-6
Hart	-	-	-	-	-	-	-	-	-	-	-	-	-	-	-	-	-	-	-	-	-	--	--
Grayson	X	X	X	X	0	X	X	X	X	X	X	X	X	X	X	X	X	X	X	X	X	17-20	1-2

Career Chart Tracker

Points	Total
1 Janice Felder (1990-94)	2,275
2 Portland McCaskill (1981-85)	2,130
3 Jamierra Faulkner (2010-14)	2,056
4 Patricia Nash (1992-96)	1,875
5 Nancy Faulk (1977-81)	1,696
6 Domonique Davis (2021-24)	1,624
7 Nedra Hosey (1993-97)	1,616
8 Pauline Love (2007-10)	1,576
9 Kendra Reed (2005-09)	1,537
10 Joye Nell Lee (1980-84)	1,512
Melyia Grayson (2020-25)	1,442

Rebounds	Total
1 Janice Felder (1990-94)	1,169
2 Portland McCaskill (1981-85)	1,067
3 Pauline Love (2007-10)	1,051
4 Wilhelmina Smith (1981-85)	1,046
5 Melyia Grayson (2020-25)	850
6 Gina Griffin (1986-90)	822
7 Nancy Faulk (1977-81)	788
8 Amber Eugene (2005-09)	698
9 Jessica Woods (1998-01, 02-03)	668
10 Vera Perry (1989-92)	645

Blocks	Total
1 Sonja Brown (2001-03)	190
2 Stephanie Helgeson (2007-09)	169
3 Melyia Grayson (2020-25)	131
4 Amber Landing (2017-20)	121
5 Liz Bland (2004-08)	112
6 Janice Felder (1990-94)	73
7 Nancy Faulk (1977-81)	71
8 Portland McCaskill (1981-85)	69
9 Voche' Martin (2013-15)	61
10 Kelsey Jones (2017-22)	60

FG% (100 FGM)	Total
1 Kelsey Jones (2017-22)	.597
2 Melody Reed (1996-98)	.565
3 Gina Griffin (1986-90)	.554
4 Nancy Faulk (1977-81)	.545
T5 Shayla Franklin (1997-99)	.541
T5 Janice Felder (1990-94)	.541
7 Melyia Grayson (2020-25)	.539
8 Kierra Jordan (2013-15)	.527
9 Brenda Williams (1986-87)	.523
10 Trina Goudeau (1985-86)	.521

Field Goals Made	Total
1 Janice Felder (1990-94)	927
2 Portland McCaskill (1981-85)	895
3 Jamierra Faulkner (2010-14)	773
4 Patricia Nash (1992-96)	695
5 Nancy Faulk (1977-81)	650
6 Pauline Love (2007-10)	648
7 Nedra Hosey (1993-97)	638
8 Melyia Grayson (2020-25)	608
9 Joye Nell Lee (1980-84)	596
10 Brittanny Dinkins (2013-17)	567

Double-Doubles	Total
T1 Pauline Love (2007-10)	60
T1 Janice Felder (1990-94)	60
3 Wilhelmina Smith (1981-85)	50
4 Portland McCaskill (1981-85)	48
5 Diana Lyons (1977-80)	37
6 Gina Griffin (1986-90)	35
7 Nancy Faulk (1977-81)	28
8 Jamierra Faulkner (2010-14)	28
9 Melyia Grayson (2020-25)	24
10 Brandy Reed (1994-96)	17



Opponent	Quarter Scoring					PTS	+/-	Field Goals		Three-Pointers		Free Throws		Rebounds									
	1	2	3	4	OT			M-A	%	M-A	%	M-A	%	O	D	T	+/-	A	TO	+/-	S	B	PF
N 4 at Southern Miss	15	16	9	27	-	67		25-62	.403	1-16	.063	16-28	.571	23	20	43	+8	12	20	+4	15	3	24
at Bowling Green	18	17	17	19	-	71	-4	23-51	.451	7-20	.350	18-30	.600	14	21	35		15	24		8	5	27
N 7 SOUTHERN MISS	20	21	23	23	-	87	+27	34-74	.459	5-13	.385	14-21	.667	19	34	53	+24	21	13	+4	10	2	14
Blue Mountain Christian	19	12	15	14	-	60		22-60	.367	5-21	.238	11-16	.688	6	23	29		14	17		7	5	22
N 11 SOUTHERN MISS	22	13	18	13	-	66	+19	26-62	.419	7-24	.292	7-13	.538	16	36	52	+21	18	20		8	3	17
William Carey	8	10	13	16	-	47		14-57	.246	3-16	.188	16-20	.800	9	22	31		10	14	-6	9	4	14
N 15 Southern Miss	22	14	15	10	-	61		22-56	.393	5-12	.417	12-18	.667	13	31	44	+8	14	19		5	4	19
at Southeastern	18	14	20	16	-	68	-7	26-65	.400	4-14	.286	12-20	.600	12	24	36		13	10	-9	10	3	17
N 23 Southern Miss	18	8	18	11	-	55		24-55	.436	2-9	.222	5-7	.714	7	15	22		10	13		3	2	19
vs. #18/17 Baylor	25	27	26	23	-	101	-46	39-68	.574	15-34	.441	8-13	.615	18	24	42	-20	25	8	-5	8	4	12
N 24 Southern Miss	24	10	20	12	-	66		27-58	.466	9-19	.474	3-8	.375	13	21	34		19	19		5	0	18
vs. Columbia	16	21	24	24	-	85	-19	33-68	.485	11-36	.306	8-18	.444	20	21	41	-7	24	13	-6	13	1	13
N 25 Southern Miss	14	13	18	12	-	57		22-57	.386	6-23	.261	7-13	.538	8	16	24		14	17		6	1	13
vs. Texas A&M	19	27	20	13	-	79	-22	34-62	.548	4-19	.211	7-8	.875	11	31	42	-18	27	16	-1	9	2	17
D 1 Southern Miss	17	16	13	20	-	66		23-60	.383	6-20	.300	14-20	.700	17	18	35	+4	16	14		9	3	19
at UAB	21	16	18	32	-	87	-21	32-57	.561	16-30	.533	7-12	.583	9	22	31		24	13	-1	9	5	15
D 5 SOUTHERN MISS	15	13	24	25	-	77	+11	33-66	.500	5-14	.357	6-11	.545	17	25	42	+19	25	16	+1	9	0	12
Mississippi Valley State	11	18	18	19	-	66		24-51	.471	7-20	.350	11-13	.846	4	19	23		13	17		7	3	16
D 8 SOUTHERN MISS	23	22	24	13	-	82	+13	34-69	.493	7-16	.438	7-10	.700	12	24	36	-	20	13	+7	11	1	14
Memphis	16	19	20	14	-	69		27-63	.429	6-19	.316	9-11	.818	12	24	36	-	11	20		5	3	14
D 20 Southern Miss	16	10	10	18	-	54		20-57	.351	4-18	.222	10-16	.625	9	19	28		9	23		7	2	9
at Missouri State	23	20	23	26	-	92	-38	34-68	.500	7-19	.368	17-23	.739	16	31	47	-19	23	13	-10	10	3	16
D 29 Southern Miss	28	15	15	17	-	73	+14	25-49	.510	10-18	.556	13-22	.591	7	33	40	+17	13	25		10	3	15
at Georgia State	9	11	19	20	-	59		19-55	.345	7-22	.318	14-18	.778	4	19	23		13	18	-7	13	3	21
J 2 SOUTHERN MISS	10	12	13	12	-	47		20-55	.364	6-19	.316	1-2	.500	6	22	28		14	15		6	3	16
Old Dominion	18	15	22	10	-	65	-18	25-64	.391	6-19	.316	9-15	.600	20	30	50	-22	14	14	-1	9	2	10
J 4 SOUTHERN MISS	17	15	14	10	-	56		19-58	.328	6-21	.286	12-17	.706	8	18	26		15	15	+2	9	0	16
App State	13	20	29	14	-	76	-20	29-61	.475	7-22	.318	11-16	.688	15	33	48	-22	20	17		7	0	14
J 9 Southern Miss	23	11	18	23	-	75		32-70	.457	5-17	.294	6-7	.857	13	23	36	+2	16	13		5	1	20
at ULM	13	17	22	32	-	84	-9	27-58	.466	6-16	.375	24-29	.828	10	24	34		17	8	-5	7	1	10
J 11 Southern Miss	17	11	19	21	-	68		23-52	.442	9-20	.450	13-14	.929	8	22	30	+3	12	23		2	0	22
at Louisiana	19	29	13	16	-	77	-9	27-54	.500	7-14	.500	16-19	.842	6	21	27		11	15	-8	9	2	19
J 16 SOUTHERN MISS	11	13	21	10	-	55		24-58	.414	4-20	.200	3-5	.600	4	27	31		13	15		5	5	18
ULM	188	14	14	21	-	67	-12	25-56	.446	2-9	.222	15-18	.333	6	31	37	-6	12	12	-3	9	6	13
J 18 SOUTHERN MISS	South Alabama																						
J 23 Southern Miss	James Madison																						
J 25 Southern Miss	Marshall																						
J 30 SOUTHERN MISS	Texas State																						
F 1 SOUTHERN MISS	Troy																						
F 5 SOUTHERN MISS	Georgia Southern																						
F 8 SOUTHERN MISS	Ohio																						
F 12 Southern Miss	Arkansas State																						
F 15 Southern Miss	Troy																						
F 19 Southern Miss	South Alabama																						
F 22 Southern Miss	Texas State																						
F 26 SOUTHERN MISS	Arkansas State																						
F 28 SOUTHERN MISS	Louisiana																						

	Quarter Scoring					PTS	+/-	Field Goals		Three-Pointers		Free Throws		Rebounds									
	1	2	3	4	OT			M-A	%	M-A	%	M-A	%	O	D	T	+/-	A	TO	+/-	S	B	PF
Season Total	310	233	292	277	-	1112		433-1018	.425	97-299	.324	149-232	.642	200	404	604		261	293		125	33	261
Opponents	284	307	333	329	-	1253	-141	460-1018	.452	120-350	.343	213-299	.712	192	420	612	-8	286	249	-44	149	52	269
Sun Belt Total	104	77	100	93	-	374		143-342	.418	40-115	.348	48-67	.716	46	145	191		83	106		37	12	107
Opponents	90	106	119	113	-	428	-54	152-348	.437	35-102	.343	89-115	.774	61	158	219	-28	87	84	-22	54	14	86
At Reed Green Coliseum	118	109	137	106	-	470	+20	190-442	.439	40-127	.315	50-79	.633	82	186	268	+14	126	107	+4	58	14	107
Opponents	103	108	131	108	-	450		166-412	.403	36-126	.286	82-109	.752	72	182	254		94	111		53	23	103
In True Away Games	136	93	99	136	-	464		170-406	.419	40-121	.331	84-125	.672	90	166	256	+23	92	137		53	16	141
Opponents	121	124	132	161	-	538	-74	188-408	.461	54-135	.400	108-151	.715	71	162	233		116	101	-36	66	22	124
At Neutral Sites	56	31	56	35	-	178		73-170	.429	17-51	.333	15-28	.536	28	52	80		43	49		14	3	50
Opponents	60	75	70	60	-	265	-87	106-198	.535	30-89	.337	23-39	.590	49	76	125	-65	76	37	-12	30	7	42



2024-25 SUN BELT STANDINGS

Team	CONFERENCE			OVERALL					
	W-L	PCT	GB	W-L	PCT	H	A	NET	STREAK
1. James Madison	6-0	1.000	-	14-4	.778	7-1	6-2	54	W6
T2. Troy	5-1	.833	1	11-7	.611	5-0	4-6	112	W5
T2. Arkansas State	5-1	.833	1	9-7	.562	6-0	3-7	184	W5
T2. Old Dominion	5-1	.833	1	13-5	.722	8-2	4-2	123	W2
5. App State	4-2	.667	2	8-8	.500	5-2	3-6	190	L1
6. Coastal Carolina	4-2	.667	2	13-3	.812	8-0	5-3	102	W1
7. Louisiana	4-2	.667	2	8-7	.533	6-2	2-3	152	L1
8. ULM	3-3	.500	3	7-10	.412	4-4	2-5	161	W1
9. Georgia Southern	2-4	.333	4	9-9	.500	4-2	3-6	213	W3
10. Texas State	2-4	.333	4	8-8	.500	3-6	5-2	240	L1
11. Southern Miss	1-5	.167	5	5-12	.294	4-8	1-6	278	L5
12. Georgia State	1-5	.167	5	7-10	.412	5-4	2-6	244	L4
T13. Marshall	0-6	.000	6	5-12	.294	4-4	0-7	198	L6
T13. South Alabama	0-6	.000	6	4-13	.235	2-4	2-8	308	L7

2024-25 Sun Belt Conference Preseason Coaches Poll

Team	Head Coach	At School (SBC)	Preseason Rec. (SBC)	Points (1st)
1. James Madison	Sean O'Regan	Ninth (Third)	180-75 (26-10)	191 (12)
2. Troy	Chanda Rigby	13th	231-143 (146-72)	169 (2)
3. Old Dominion	DeLisha Milton-Jones	Fifth (Third)	81-43 (24-12)	167
4. ULM	Missy Bilderback	Second	21-14 (10-8)	150
5. Louisiana	Garry Brodhead	13th	202-165 (111-102)	122
6. Marshall	Juli Fulks	First	0-0 (0-0)	118
7. Southern Miss	Joye Lee-McNelis	21st (Third)	329-287 (23-13)	113
8. Georgia State	Gene Hill	Seventh	75-98 (43-58)	107
9. Coastal Carolina	Kevin Pederson	Third	26-37 (14-22)	77
10. Texas State	Zenarae Antoine	14th (12th)	201-196 (103-93)	67
11. App State	Alaura Sharp	First	0-0 (0-0)	61
12. Georgia Southern	Hana Haden	First	0-0 (0-0)	53
13. Arkansas State	Destinee Rogers	Fourth	34-46 (17-33)	50
14. South Alabama	Yolisha Jones	Second	9-23 (2-16)	25

2024-25 Preseason Sun Belt Player of the Year

Peyton McDaniel	James Madison	G	R-Jr.
-----------------	---------------	---	-------

2024-25 Preseason All-Sun Belt First Team

Emily Carver	App State	G	Sr.
Aislynn Hayes	Marshall	G	Sr.
Crystal Henderson	Georgia State	G	So.
Jakayla Johnson	ULM	G	Sr.
Peyton McDaniel	James Madison	G	R-Jr.
Mikyla Tolivert	Georgia State	G	Sr.

2024-25 Preseason All-Sun Belt Second Team

En'Dya Buford	Old Dominion	G	Gr.
Melyia Grayson	Southern Miss	C	5th
Jaylyn James	Louisiana	G	Jr.
Kseniia Kozlova	James Madison	C	R-Sr.
Katlyn Manuel	ULM	F	Sr.
Shaulana Wagner	Troy	G	Sr.

2024-25 Preseason All-Sun Belt Third Team

Ramsey Alancia	Coastal Carolina	F	So.
Zay Dyer	Troy	F	Jr.
Anna Griffin	Arkansas State	G	Sr.
Kelsey Thompson	Old Dominion	G	Jr.
Ro Scott	James Madison	G	Gr.

2024-25 Sun Belt Players of the Week

Date	Player	PPG	RPG	APG	S	B
N 12	Crislyn Rose (ASU)	24.0	3.5	3.5	2	1
N 19	Crystal Henderson (GAST)	17.0	4.0	5.0	3	0
N 26	Aislynn Hayes (MU)	20.0	8.0	3.5	4	0
D 3	Peyton McDaniel (JMU)	21.0	9.0	1.5	8	0
D 10	Ro Scott (JMU)	19.0	3.5	2.5	2	0
D 17	Shaulana Wagner (TU)	12.0	10.0	11.0	0	0
D 24	Leah Johnson (GASO)	17.0	11.3	0.7	1	3
D 31	Trinity Rowe (USM)	25.0	2.0	1.0	2	0
J 7	Zay Dyer (TU)	18.0	16.5	1.5	0	5
J 14	Zay Dyer (TU)	20.0	16.5	1.5	1	2
J 21						
J 28						
F 4						
F 11						
F 18						
F 25						

Team Stats (SBC Only)

Team	Offense	Defense	Margin
James Madison	76.8	61.2	+15.7
Troy	81.3	69.3	+12.0
Louisiana	69.5	60.0	+9.5
Old Dominion	75.7	66.7	+9.0
App State	72.8	68.0	+4.8
ULM	72.2	67.8	+4.3
Coastal Carolina	73.8	69.8	+4.0
Arkansas State	68.7	65.2	+3.5
Georgia Southern	69.3	71.8	-2.5
Texas State	58.0	63.0	-5.0
Southern Miss	62.3	71.3	-9.0
Georgia State	60.8	72.8	-12.0
Marshall	62.2	75.0	-12.8
South Alabama	58.0	79.5	-21.5

Scoring Leaders (SBC Only)

Player	GP	PTS	AVG
Peyton McDaniel (James Madison)	6	110	18.3
Erica Lafayette (Louisiana)	6	109	18.2
Indya Green (Georgia Southern)	6	105	17.5
Jakayla Johnson (ULM)	6	94	15.7
Aislynn Hayes (Marshall)	6	93	15.5

Rebounding Leaders (SBC Only)

Player	GP	REB	AVG
Zay Dyer (Troy)	6	74	12.3
Simone Cunningham (Old Dominion)	6	53	8.8
Sakya White (ULM)	6	51	8.5
Melyia Grayson (Southern Miss)	6	51	8.5
Three players		48	

Assist Leaders (SBC Only)

Player	GP	AST	AVG
Eleyana Tafisi (App State)	6	38	6.3
Crislyn Rose (Arkansas State)	6	32	5.3
En'Dya Buford (Old Dominion)	6	31	5.2
Briana Peguero (Troy)	6	27	4.5
Jakayla Johnson (ULM)	6	26	4.3

Steal Leaders (SBC Only)

Player	GP	STL	AVG
En'Dya Buford (Old Dominion)	6	19	3.2
Crystal Henderson (Georgia State)	6	18	3.0
Rachel Leggett (South Alabama)	6	16	2.7
Mahogany Matthews (Georgia State)	6	15	2.5
Two players		14	

Block Leaders (SBC Only)

Player	GP	BLK	AVG
Mahogany Matthews (Georgia State)	6	14	2.3
Simone Cunningham (Old Dominion)	6	9	1.5
Melyia Grayson (Southern Miss)	6	9	1.5
Four players		8	

AROUND THE BELT

Saturday, January 11, 2025

Troy def. Georgia State 80-72
1 p.m. Atlanta, Ga. // GSU Convocation Center

James Madison def. Georgia Southern 85-68
1 p.m. Harrisonburg, Va. // Atlantic Union Bank Center

Texas State def. South Alabama 65-54
2 p.m. San Marcos, Texas // Strahan Arena

Arkansas State def. ULM 75-70
2 p.m. Monroe, La. // Fant-Ewing Coliseum

Old Dominion def. Marshall 80-75
2 p.m. Norfolk, Va. // Chartway Arena

Louisiana def. Southern Miss 77-68
2 p.m. Lafayette, La. // Cajundome

App State def. Coastal Carolina 63-60
2:30 p.m. Boone, N.C. // Holmes Convocation Center

Wednesday, January 15, 2025

James Madison def. Marshall 93-65
5 p.m. Huntington, W.Va. // Cam Henderson Center

Georgia Southern def. Texas State 69-62
5 p.m. Statesboro, Ga. // Ruth Convocation Center

Old Dominion def. App State 78-71
5:30 p.m. Norfolk, Va. // Chartway Arena

Arkansas State def. Louisiana 67-65 (OT)
7 p.m. Jonesboro, Ark. // First National Bank Arena

Thursday, January 16, 2025

Coastal Carolina def. Georgia State 83-68
10 a.m. Conway, S.C. // HTC Center

ULM def. Southern Miss 67-55
6 p.m. Hattiesburg, Miss. // Reed Green Coliseum

Troy def. South Alabama 99-60
6 p.m. Troy, Ala. // Trojan Arena

Saturday, January 18, 2025

Georgia State at Georgia Southern
Noon Statesboro, Ga. // Hill Convocation Center

Texas State at Old Dominion
Noon Norfolk, Va. // Chartway Arena

ULM at Arkansas State
Noon Jonesboro, Ark. // First National Bank Arena

App State at Marshall
Noon Huntington, W.Va. // Cam Henderson Center

James Madison at Coastal Carolina
Noon Conway, S.C. // Chartway Arena

South Alabama at Southern Miss
2 p.m. Hattiesburg, Miss. // Reed Green Coliseum

Louisiana at Troy
3:30 p.m. Troy, Ala. // Trojan Arena

Wednesday, January 22, 2025

Georgia Southern at Marshall
5 p.m. Huntington, W.Va. // Cam Henderson Center

Coastal Carolina at Georgia State
5:30 p.m. Atlanta, Ga. // GSU Convocation Center

ULM at South Alabama
7 p.m. Mobile, Ala. // Mitchell Center

Thursday, January 23, 2025

Troy at Texas State
11 a.m. San Marcos, Texas // Strahan Arena

Old Dominion at App State
5:30 p.m. Boone, N.C. // Holmes Convocation Center

Southern Miss at James Madison
6 p.m. Harrisonburg, Va. // Atlantic Union Bank Center

Arkansas State at Louisiana
6 p.m. Lafayette, La. // Cajundome

PERIOD HIGHS & LOWS

Most First Quarter Points

Southern Miss Dec. 29 // at Georgia State // 26
Opponent..... Nov. 23 // vs. #18/17 Baylor // 25

Fewest First Quarter Points

Southern Miss Jan. 2 // Old Dominion // 10
Opponent..... Nov. 11 // William Carey // 8

Most Second Quarter Points

Southern Miss Dec. 8 // Memphis // 22
Opponent..... Jan. 11 // at Louisiana // 29

Fewest Second Quarter Points

Southern Miss Nov. 23 // vs. #18/17 Baylor // 8
Opponent..... Nov. 11 // William Carey // 10

Most First Half Points

Southern Miss .. Nov. 7 // Blue Mountain Christian // 41
..... Dec. 29 // at Georgia State // 41
Opponent..... Nov. 23 // vs. #18/17 Baylor // 52

Fewest First Half Points

Southern Miss Jan. 2 // Old Dominion // 22
Opponent..... Nov. 11 // William Carey // 18

Most Third Quarter Points

Southern Miss .. Dec. 5 // Mississippi Valley State // 24
..... Dec. 8 // Memphis // 24
Opponent..... Jan. 4 // App State // 29

Fewest Third Quarter Points

Southern Miss Nov. 4 // at Bowling Green // 9
Opponent..... Nov. 11 // William Carey // 13
..... Jan. 11 // at Louisiana // 13

Most Fourth Quarter Points

Southern Miss Nov. 4 // at Bowling Green // 27
Opponent..... Dec. 1 // at UAB // 32
..... Jan. 9 // at ULM // 32

Fewest Fourth Quarter Points

Southern Miss 4x, last Jan. 16 // ULM // 10
Opponent..... Jan. 2 // Old Dominion // 12

Most Second Half Points

Southern Miss .. Dec. 5 // Mississippi Valley State // 49
Opponent..... Jan. 9 // at ULM // 54

Fewest Second Half Points

Southern Miss Jan. 4 // App State // 24
Opponent..... Nov. 7 // Blue Mountain Christian // 14

LEADS & DEFICITS

Largest Halftime Lead

21 points (41-20) at Georgia State (Dec. 29)

Largest Halftime Lead Blown

Four points (twice) last at ULM (Jan. 9)

Largest Halftime Deficit

26 points (26-52) vs. #18/17 Baylor (Nov. 23)

Largest Halftime Deficit Overcome

One point (29-28) vs. Mississippi Valley State (Dec. 5)

Largest Lead

31 points twice, last at Georgia State (Dec. 29)

Longest Time with Lead

39:37 vs. William Carey (Nov. 11)

Largest Lead Blown

13 points (26-13) at ULM (Jan. 9)

Largest Deficit

49 points (101-52) vs. #18/17 Baylor (Nov. 23)

Largest Time in Deficit

37:29 // Old Dominion (Jan. 2)

Largest Deficit Overcome

Eight points (Q1 7:19) // Memphis (Dec. 8)

	OPPONENT	1	2	3	4	5
N 4	at Bowling Green	Sutton	Rowe	Manley	Sieper	Grayson
N 7	BLUE MOUNTAIN CHRISTIAN	Sutton	Rowe	Manley	Sieper	Grayson
N 11	WILLIAM CAREY	Sutton	Rowe	Manley	Sieper	Grayson
N 15	at Southeastern	Sutton	Rowe	Manley	Sieper	Grayson
N 23	vs. #18/17 Baylor	Sutton	Rowe	Sieper	Evans	Grayson
N 24	vs. Columbia	Sutton	Rowe	Jean	Sieper	Grayson
N 25	vs. Texas A&M	Sutton	Rowe	Jean	Sieper	Grayson
D 1	at UAB	Sutton	Rowe	Jean	Sieper	Grayson
D 5	MISSISSIPPI VALLEY STATE	Sutton	Rowe	Jean	Sieper	Grayson
D 8	MEMPHIS	Sutton	Rowe	Jean	Sieper	Grayson
D 20	at Missouri State	Sutton	Rowe	Shanks	Sieper	Grayson
D 29	at Georgia State	Sutton	Rowe	Jean	Sieper	Grayson
J 2	OLD DOMINION	Sutton	Rowe	Jean	Sieper	Grayson
J 4	APP STATE	Jean	Rowe	Sieper	Evans	Grayson
J 9	at ULM	Jean	Rowe	Sieper	Cooper	Grayson
J 11	at Louisiana	Jean	Rowe	Sieper	Cooper	Grayson
J 16	ULM	Jean	Rowe	Sieper	Cooper	Grayson
J 18	SOUTH ALABAMA					
J 23	at James Madison					
J 25	at Marshall					
J 30	TEXAS STATE					
F 1	TROY					
F 5	GEORGIA SOUTHERN					
F 8	OHIO					
F 12	at Arkansas State					
F 15	at Troy					
F 19	at South Alabama					
F 22	at Texas State					
F 26	ARKANSAS STATE					
F 28	LOUISIANA					

RANK	LINEUP (sorted by use)	TIMES USED	RECORD	LAST GAME USED
1	Sutton / Rowe / Jean / Sieper / Grayson	7	3-4	Old Dominion (Jan. 2)
2	Sutton / Rowe / Manley / Sieper / Grayson	4	2-2	at Southeastern (Nov. 15)
3	Jean / Rowe / Sieper / Cooper / Grayson	3	0-3	ULM (Jan. 16)
T4	Sutton / Rowe / Sieper / Evans / Grayson	1	0-1	vs. Baylor (Nov. 23)
T4	Sutton / Rowe / Shanks / Sieper / Grayson	1	0-1	at Mo. State (Dec. 20)
T4	Jean / Rowe / Sieper / Evans / Grayson	1	0-1	App State (Jan. 4)

RANK	LINEUP (sorted chronologically)	TIMES USED	RECORD	LAST GAME USED
1	Sutton / Rowe / Manley / Sieper / Grayson	4	2-2	at Southeastern (Nov. 15)
2	Sutton / Rowe / Sieper / Evans / Grayson	1	0-1	vs. Baylor (Nov. 23)
3	Sutton / Rowe / Jean / Sieper / Grayson	7	3-4	Old Dominion (Jan. 2)
4	Sutton / Rowe / Shanks / Sieper / Grayson	1	0-1	at Mo. State (Dec. 20)
5	Jean / Rowe / Sieper / Evans / Grayson	1	0-1	App State (Jan. 4)
6	Jean / Rowe / Sieper / Cooper / Grayson	3	0-3	ULM (Jan. 16)

	PLAYER	START	SEASON		CAREER		AT SOUTHERN MISS		
		STREAK	GP	GS	GP	GS	GP	GS	GS RECORD
0	Micah Cooper	3	16	3	16	3	15	3	0-3
3	Jacorrhiah Bracey	-	0	0	110	57	64	56	36-20
5	Bre Sutton	-	13	13	73	44	13	13	5-8
8	Jaime Gallatly	-	7	0	7	0	7	0	0-0
10	Samantha Shanks	-	15	1	15	1	15	1	0-1
11	Trinity Rowe	17	17	17	17	17	17	17	5-12
12	Morgan Sieper	20	17	17	51	42	51	42	22-20
14	Nyla Jean	6	16	11	107	73	50	18	7-11
20	Je'Mya Evans	-	17	2	17	2	17	2	0-2
23	Ava Shields	-	7	0	7	0	7	0	0-0
24	Mikaylah Manley	-	16	4	31	4	31	4	2-2
35	Whitney Hart	-	0	0	0	0	0	0	0-0
45	Melyia Grayson	76	17	117	123	106	123	106	61-45



HALFTIME MARGIN (2024-25)

	1	2	3	4	5	6	7	8	9	10	11-15	16-19	20-24	25+
Leading	-	-	-	2	-	-	-	-	-	2	-	1	1	-
Trailing	2	-	-	3	-	-	-	1	-	1	-	2	1	1

MARGIN OF VICTORY/DEFEAT (2024-25)

	1	2	3	4	5	6	7	8	9	10	11-15	16-19	20-24	25+
Wins	-	-	-	-	-	-	-	-	-	-	3	1	-	1
Losses	-	-	-	1	-	-	1	-	2	-	1	2	3	2

MARGIN OF VICTORY/DEFEAT (SINCE 2004-05)

	1	2	3	4	5	6	7	8	9	10	11-15	16-19	20-24	25+
Wins	8	19	9	9	23	15	16	19	22	13	64	36	30	51
Losses	10	15	11	13	11	12	15	10	13	21	53	47	25	43

MARGIN OF VICTORY/DEFEAT (ALL-TIME)

	1	2	3	4	5	6	7	8	9	10	11-15	16-19	20-24	25+
Wins	29	51*	36	26	45	32	37	37	46	25	148	97	87	128
Losses	34	39	31	29	24	31	33	22	26	36	117	72	51	80

* Two wins come via forfeit against West Florida and are recorded as 2-0 final scores

	POINTS			FG%		3P%		REBOUNDS		ASSISTS		STEALS		BLOCKS	
	USM	OPP	+/-	USM	OPP	USM	OPP	USM	OPP	USM	OPP	USM	OPP	USM	OPP
November	65.5	73.0	-7.5	.423	.443	.302	.306	38.9	36.6	15.4	18.3	7.4	9.1	2.1	3.4
December	70.4	74.6	-4.2	.448	.463	.372	.391	36.2	32.0	16.6	16.8	9.2	8.8	1.8	3.4
January	61.5	75.5	-14.0	.400	.455	.337	.366	30.0	39.7	14.2	15.5	5.5	8.0	1.0	1.2
February	-	-	-	-	-	-	-	-	-	-	-	-	-	-	-
March	-	-	-	-	-	-	-	-	-	-	-	-	-	-	-

	POINTS			FG%		3P%		REBOUNDS		ASSISTS		STEALS		BLOCKS	
	USM	OPP	+/-	USM	OPP	USM	OPP	USM	OPP	USM	OPP	USM	OPP	USM	OPP
Sunday	71.8	75.0	-3.2	.462	.457	.438	.374	36.3	32.8	17.0	18.0	8.8	10.0	1.8	3.0
Monday	63.3	65.7	-2.4	.403	.418	.222	.255	39.7	36.0	14.7	17.3	9.7	8.7	2.3	3.7
Tuesday	-	-	-	-	-	-	-	-	-	-	-	-	-	-	-
Wednesday	-	-	-	-	-	-	-	-	-	-	-	-	-	-	-
Thursday	71.5	68.8	+2.7	.449	.421	.333	.316	39.8	34.0	19.0	14.5	7.5	7.5	1.5	2.8
Friday	57.5	80.0	-22.5	.372	.451	.300	.333	36.0	41.5	11.5	18.0	6.0	10.0	3.0	3.0
Saturday	59.6	84.6	-25.0	.400	.519	.340	.414	26.0	39.0	12.3	18.6	4.6	8.0	0.6	2.0

Record	Overall	Home	Away	Neutral
ALL GAMES	0-4	0-2	0-2	0-0
CONFERENCE	0-4	0-2	0-2	0-0
NON-CONFERENCE	0-0	0-0	0-0	0-0

Team Box Score

No.	Player	GP-GS	MIN	AVG	Total		3-Point		F-Throw		Rebounds				PF	DQ	A	TO	BLK	STL	PTS	AVG
					FG-FGA	FG%	3FG-3FGA	3FG%	FT-FTA	FT%	OFF	DEF	TOT	AVG								
45	GRAYSON, Melyia	4-4	109:36	27.4	28-58	.483	1-2	.500	11-12	.917	9	28	37	9.3	14	0	3	15	5	1	68	17.0
14	JEAN, Nyla	4-4	132:18	33.1	16-39	.410	7-19	.368	11-14	.786	3	10	13	3.3	14	1	10	12	0	5	50	12.5
12	SIEPER, Morgan	4-4	136:10	34.0	18-49	.367	10-33	.303	0-0	.000	1	7	8	2.0	11	0	12	6	0	4	46	11.5
24	MANLEY, Mikaylah	4-0	115:09	28.8	13-36	.361	1-1	1.000	10-14	.714	9	9	18	4.5	13	0	8	8	1	3	37	9.3
11	ROWE, Trinity	4-4	150:59	37.7	11-28	.393	5-19	.263	0-0	.000	0	9	9	2.3	10	0	13	8	0	4	27	6.8
20	EVANS, Je'Mya	4-1	59:05	14.8	7-13	.538	0-0	.000	0-1	.000	3	8	11	2.8	3	0	2	5	0	1	14	3.5
0	COOPER, Micah	4-3	62:39	15.7	5-11	.455	0-0	.000	2-2	1.000	2	6	8	2.0	8	0	7	4	0	1	12	3.0
8	GALLATLY, Jaime	1-0	00:20	0.3	0-0	.000	0-0	.000	0-0	.000	0	0	0	0.0	0	0	0	0	0	0	0	0.0
10	SHANKS, Samantha	4-0	31:00	7.8	0-4	.000	0-4	.000	0-0	.000	0	6	6	1.5	3	0	1	6	0	2	0	0.0
23	SHIELDS, Ava	1-0	02:44	2.7	0-0	.000	0-0	.000	0-0	.000	0	0	0	0.0	0	0	0	0	0	0	0	0.0
Team											6	7	13									
Total		4	800		98-238	.412	24-78	.308	34-43	.791	33	90	123	30.8	76	1	56	66	6	21	254	63.5
Opponents		4	800		108-229	.472	22-61	.361	66-82	.805	37	109	146	36.5	56	0	60	52	9	32	304	76.0

Score by Periods

Team	1st	2nd	3rd	4th	OT	TOT
Southern Miss.	68	50	72	64	0	254
Opponents	63	80	78	83	0	304

SCORE BY TIME

Time	USM Leads	USM Trails	Tied
First Quarter			
7:30	3-7	1-4	1-1
5:00	3-5	2-5	0-2
2:30	4-4	1-8	-
0:00	5-4	0-8	-
Second Quarter			
7:30	4-4	0-8	1-0
5:00	4-2	0-9	1-1
2:30	4-2	1-9	0-1
0:00	4-2	1-10	-
Third Quarter			
7:30	4-0	1-10	0-2
5:00	4-0	0-12	1-0
2:30	5-0	0-12	-
0:00	5-0	0-11	0-1
Fourth Quarter			
7:30	5-1	0-11	-
5:00	5-0	0-12	-
2:30	5-0	0-11	0-1
0:00	5-0	0-12	-
Overtime			
4:00	-	-	-
3:00	-	-	-
2:00	-	-	-
1:00	-	-	-
0:00	-	-	-

ATTENDANCE

Date	Opponent	Attendance
N 4	at Bowling Green	1,786
N 7	BLUE MOUNTAIN CHRISTIAN	3,300
N 11	WILLIAM CAREY	1,595
N 15	at Southeastern	1,338
N 23	vs. #18/17 Baylor	990
N 24	vs. Columbia	313
N 25	vs. Texas A&M	155
D 1	at UAB	233
D 5	MISSISSIPPI VALLEY STATE	2,888
D 8	MEMPHIS	1,258
D 20	at Missouri State	1,731
D 29	at Georgia State	1,384
J 2	OLD DOMINION	1,200
J 4	APP STATE	1,166
J 9	at ULM	838
J 11	at Louisiana	569
J 16	ULM	1,234
J 18	SOUTH ALABAMA	
J 23	at James Madison	
J 25	at Marshall	
J 30	TEXAS STATE	
F 1	TROY	
F 5	GEORGIA SOUTHERN	
F 8	OHIO	
F 12	at Arkansas State	
F 15	at Troy	
F 19	at South Alabama	
F 22	at Texas State	
F 26	ARKANSAS STATE	
F 28	LOUISIANA	

Season Attendance Totals

	Games	Total	Average
Home	7	12,641	1,806
Away	7	7,879	1,126
Neutral	3	1,458	486
Total	17	21,978	1,293



SPECIALTY STATS

	Paint	Off TO	Second Chance	Fast Break	Bench
USM	36	21	21	12	18
at BGSU	30	27	14	8	21
USM	52	14	16	14	30
BMCC	22	9	8	5	25
USM	34	12	7	27	40
WCU	16	8	8	3	22
USM	24	8	16	9	16
at SLU	32	12	10	16	13
USM	36	6	4	0	20
vs. BU	44	16	22	11	28
USM	28	7	9	2	8
vs. CU	34	20	18	6	22
USM	24	16	4	7	14
vs. TAMU	46	18	18	15	21
USM	24	14	12	4	11
at UAB	26	7	13	11	35
MVSU	21	44	20	11	18
MVSU	12	26	6	3	27
USM	48	23	14	20	15
MEM	32	9	11	8	12
USM	26	15	5	7	13
at MOST	42	31	21	12	43
USM	22	23	8	10	7
at GAST	22	16	4	8	17
USM	24	12	0	18	23
ODU	28	21	20	10	21
USM	20	18	11	4	9
APP	32	12	17	8	38
USM	42	12	20	4	5
at ULM	36	16	10	11	16
USM	10	17	12	4	19
at UL	28	29	6	19	24
USM	34	10	0	8	18
ULM	38	16	8	18	8

USM					
USA					
USM					
at JMU					
USM					
at MU					
USM					
TXST					
USM					
TU					
USM					
GASO					
USM					
OHIO					
USM					
at ASU					
USM					
at TU					
USM					
at USA					
USM					
at TXST					
USM					
ASU					
USM					
UL					

TOTALS	Paint	TO	2nd	Break	Bench
USM	471	262	179	153	266
Opponents	482	277	206	154	385
Margin	-11	-15	-27	-1	-119

AVERAGES	Paint	TO	2nd	Break	Bench
USM	29.4	16.4	11.2	9.6	16.6
Opponents	30.1	17.3	12.9	9.6	24.1
Margin	-0.7	-0.9	-1.7	-0.1	-7.4

	OPPONENT	POINTS	REBOUNDS	ASSISTS	STEALS	BLOCKS
N 4	at Bowling Green	24 - Grayson	8 - Sutton	4 - Jean/Sutton	6 - Sutton	3 - Grayson
N 7	BLUE MOUNTAIN	17 - Manley	17 - Evans	7 - Rowe	3 - Sieper	1 - Evans/Sieper
N 11	WILLIAM CAREY	23 - Jean	13 - Grayson	5 - Sutton	2 - Three players	1 - Evans/Sutton
N 15	at Southeastern	19 - Grayson	14 - Grayson	4 - Sieper	3 - Sutton	2 - Grayson
N 23	vs. #18/17 Baylor	12 - Evans/Grayson	5 - Sieper	3 - Rowe/Shanks	1 - Three players	2 - Grayson
N 24	vs. Columbia	18 - Grayson/Sieper	7 - Grayson	6 - Jean	2 - Jean	-- n/a --
N 25	vs. Texas A&M	14 - Grayson	6 - Jean	4 - Sieper	2 - Rowe/Sutton	1 - Jean
D 1	at UAB	24 - Jean	6 - Evans/Jean	5 - Sutton	4 - Sutton	1 - Three players
D 5	MISS. VALLEY STATE	19 - Grayson	9 - Sutton	8 - Sieper	5 - Sutton	-- n/a --
D 8	MEMPHIS	18 - Sutton	12 - Grayson	7 - Sutton	5 - Sutton	1 - Manley
D 20	at Missouri State	16 - Sutton	7 - Grayson	3 - Three players	3 - Shanks	1 - Cooper/Grayson
D 29	at Georgia State	25 - Rowe	8 - Grayson	4 - Sutton	4 - Sutton	3 - Grayson
J 2	OLD DOMINION	11 - Grayson	6 - Grayson	4 - Rowe	2 - Sieper	1 - Three players
J 4	APP STATE	18 - Sieper	6 - Grayson/Jean	5 - Rowe	3 - Jean	-- n/a --
J 9	at ULM	32 - Grayson	14 - Grayson	4 - Manley	2 - Manley	1 - Manley
J 11	at Louisiana	15 - Grayson/Manley	8 - Grayson	4 - Cooper	2 - Sieper	-- n/a --
J 16	ULM	11 - Sieper	9 - Grayson	4 - Jean/Rowe	1 - Five players	5 - Grayson
J 18	SOUTH ALABAMA					
J 23	at James Madison					
J 25	at Marshall					
J 30	TEXAS STATE					
F 1	TROY					
F 5	GEORGIA SOUTHERN					
F 8						
F 12	at Arkansas State					
F 15	at Troy					
F 19	at South Alabama					
F 22	at Texas State					
F 26	ARKANSAS STATE					
F 28	LOUISIANA					

Southern Miss Individual Highs

Points	32 // Melyia Grayson (at ULM // Jan. 9)
FG Made	15 // Melyia Grayson (at ULM // Jan. 9)
FG Attempts	25 // Melyia Grayson (at ULM // Jan. 9)
FG % (8 att.)	64.3% (9-14) // Melyia Grayson (at SLU // Nov. 15)
3P Made	7 // Trinity Rowe (at GAST // Dec. 29)
3P Attempts	12 // Trinity Rowe (at GAST // Dec. 29)
3P % (4 att.)	75.0% (3-4) // Nyla Jean (at SLU // Nov. 15)
FT Made	7 // Nyla Jean (at SLU // Nov. 15)
	7 // Nyla Jean (at UAB // Dec. 1)
	7 // Melyia Grayson (APP // Jan. 4)
FT Attempts	13 // Bre Sutton (at BGSU // Nov. 4)
FT % (8 att.)	87.5% (7-8) // Nyla Jean (at UAB // Dec. 1)
	87.5% (7-8) // Melyia Grayson (APP // Jan. 4)
Rebounds	17 // Je'Mya Evans (BMC // Nov. 7)
Assists	8 // Morgan Sieper (MVSU // Dec. 5)
Steals	6 // Bre Sutton (at BGSU // Nov. 4)
Blocks	5 // Melyia Grayson (ULM // Jan. 16)
Fouls	5 // Melyia Grayson (four times, last at GAST // Dec. 29)
	5 // Bre Sutton (two times, last at UAB // Dec. 1)
	5 // Nyla Jean (at UL // Jan. 11)
	5 // Trinity Rowe (at BGSU // Nov. 4)
Minutes	40:00 // Bre Sutton (Memphis // Dec. 8)
	40:00 // Trinity Rowe (at ULM // Jan. 9)

Opponent Individual Highs

Points	26 // Jada Malone (vs. TAMU // Nov. 25)
FG Made	11 // Jada Malone (vs. TAMU // Nov. 25)
FG Attempts	21 // Tilly Boler (Memphis // Dec. 8)
FG % (8 att.)	91.7 [11-12] // Jada Malone (vs. TAMU // Nov. 25)
3P Made	5 // Riley Weiss (vs. CU // Nov. 24)
	5 // Elena Pericic (APP // Jan. 4)
3P Attempts	15 // Riley Weiss (vs. CU // Nov. 24)
3P % (4 att.)	83.3% (5-6) // Elena Pericic (APP // Jan. 4)
FT Made	10 // Meloney Thames (at ULM // Jan. 9)
FT Attempts	10 // Amy Velasco (at BGSU // Nov. 4)
	10 // Meloney Thames (at ULM // Jan. 9)
FT % (8 att.)	100% (10-10) // Meloney Thames (at ULM // Jan. 9)
Rebounds	12 // Lexi Alexander (at SLU // Nov. 15)
Assists	11 // Journey Armstead (at UAB // Dec. 1)
Steals	5 // Journey Armstead (at UAB // Dec. 1)
	5 // En'Dya Buford (ODU // Jan. 2)
Blocks	4 // Taya Ellis (at BGSU // Nov. 4)
Fouls	5 // Erika Porter (at BGSU // Nov. 4)
	5 // Paige Kohler (at BGSU // Nov. 4)
Minutes	40:00 // Tilly Boler (Memphis // Dec. 8)

Game Records

Record	Overall	Home	Away	Neutral
ALL GAMES	5-12	4-3	1-6	0-3
CONFERENCE	1-5	0-3	1-2	0-0
NON-CONFERENCE	4-7	4-0	0-4	0-3

Score by Periods

Team	1st	2nd	3rd	4th	OT	TOT
Southern Miss.	310	233	292	277	0	1112
Opponents	284	307	333	329	0	1253

Team Box Score

No.	Player				Total		3-Point		F-Throw		Rebounds											
		GP-GS	MIN	AVG	FG-FGA	FG%	3FG-3FGA	3FG%	FT-FTA	FT%	OFF	DEF	TOT	AVG	PF	DQ	A	TO	BLK	STL	PTS	AVG
45	GRAYSON, Melyia	17-17	408:33	24.0	104-194	.536	5-11	.455	34-43	.791	32	92	124	7.3	62	4	9	50	18	8	247	14.5
14	JEAN, Nyla	16-11	510:31	31.9	66-158	.418	22-52	.423	42-56	.750	23	49	72	4.5	45	1	40	35	4	23	196	12.3
12	SIEPER, Morgan	17-17	544:31	32.0	62-181	.343	27-106	.255	9-12	.750	11	41	52	3.1	37	0	50	31	5	16	160	9.4
5	SUTTON, Bre	13-13	359:17	27.6	42-99	.424	3-8	.375	19-48	.396	27	44	71	5.5	32	2	45	47	1	34	106	8.2
11	ROWE, Trinity	17-17	576:51	33.9	48-114	.421	31-79	.392	4-6	.667	2	40	42	2.5	28	1	50	50	0	15	131	7.7
24	MANLEY, Mikaylah	16-4	289:40	18.1	37-84	.440	1-3	.333	19-29	.655	14	32	46	2.9	27	0	24	23	2	8	94	5.9
20	EVANS, Je'Mya	17-2	294:54	17.3	41-88	.466	0-0	.000	16-28	.571	36	31	67	3.9	31	0	9	20	2	6	98	5.8
0	COOPER, Micah	16-3	171:30	10.7	20-51	.392	0-2	.000	4-6	.667	7	20	27	1.7	19	0	19	12	1	4	44	2.8
23	SHIELDS, Ava	7-0	37:31	5.4	4-11	.364	4-11	.364	0-0	.000	0	1	1	0.1	2	0	0	0	0	0	12	1.7
10	SHANKS, Samantha	15-1	183:05	12.2	9-33	.273	4-22	.182	2-4	.500	6	13	19	1.3	12	0	14	17	0	10	24	1.6
8	GALLATLY, Jaime	7-0	23:37	3.4	0-5	.000	0-5	.000	0-0	.000	1	3	4	0.6	3	0	1	0	0	1	0	0.0
Team											41	38	79					8				
Total		17	3400		433-1018	.425	97-299	.324	149-232	.642	200	404	604	35.5	298	8	261	293	33	125	1112	65.4
Opponents		17	3400		460-1018	.452	120-350	.343	213-299	.712	192	420	612	36.0	269	2	286	249	52	149	1253	73.7

Team Statistics

	USM	OPP
Scoring	1112	1253
Points per game	65.4	73.7
Scoring margin	-8.3	-
Field goals-att	433-1018	460-1018
Field goal pct	.425	.452
3 point fg-att	97-299	120-350
3-point FG pct	.324	.343
3-pt FG made per game	5.7	7.1
Free throws-att	149-232	213-299
Free throw pct	.642	.712
F-Throws made per game	8.8	12.5
Rebounds	604	612
Rebounds per game	35.5	36.0
Rebounding margin	-0.5	-
Assists	261	286
Assists per game	15.4	16.8
Turnovers	293	249
Turnovers per game	17.2	14.6
Turnover margin	-2.6	-
Assist/turnover ratio	0.9	1.1
Steals	125	149
Steals per game	7.4	8.8
Blocks	33	52
Blocks per game	1.9	3.1
Winning streak	0	-
Home win streak	0	-
Attendance	12641	7879
Home games-Avg/Game	7-1806	7-1126
Neutral site-Avg/Game	-	3-486

Team Results

Date	Opponent	Score	Att.
11/04/2024	at Bowling Green	L 67-71	1786
11/07/2024	Blue Mountain (MS)	W 87-60	3300
11/11/2024	William Carey	W 66-47	1595
11/15/2024	at Southeastern La.	L 61-68	1338
11/23/2024	vs Baylor	L 55-101	990
11/24/2024	vs Columbia	L 66-85	313
11/25/2024	vs Texas A&M	L 57-79	155
12/01/2024	at UAB	L 66-87	233
12/05/2024	Mississippi Val.	W 77-66	2888
12/08/2024	Memphis	W 82-69	1258
12/20/2024	at Missouri St.	L 54-92	1731
12/29/2024	at Georgia St.	W 73-59	1384
01/02/2025	Old Dominion	L 47-65	1200
01/04/2025	App State	L 56-76	1166
01/09/2025	at ULM	L 75-84	838
01/11/2025	at Louisiana	L 68-77	569
01/16/2025	ULM	L 55-67	1234



TEAM HIGHS

Points
Southern Miss ... Nov. 7 // Blue Mountain Christian // 87
Opponent..... Nov. 23 // vs. #18/17 Baylor // 101

Field Goals Made
Southern Miss ... Nov. 7 // Blue Mountain Christian // 34
Opponent..... Nov. 23 // vs. #18/17 Baylor // 39

Field Goals Attempted
Southern Miss ... Nov. 7 // Blue Mountain Christian // 74
Opponent..... Nov. 23 // vs. #18/17 Baylor // 68
..... Nov. 24 // vs. Columbia // 68
..... Dec. 20 // at Missouri State // 68

Field Goal Percentage
Southern Miss Dec. 29 // at Georgia State // .510
Opponent..... Nov. 23 // vs. #18/17 Baylor // .574

Three Pointers Made
Southern Miss Dec. 29 // at Georgia State // 10
Opponent..... Dec. 1 // at UAB // 16

Three Pointers Attempted
Southern Miss Nov. 11 // William Carey // 24
Opponent..... Nov. 24 // vs. Columbia // 36

Three-Point Percentage
Southern Miss Dec. 29 // at Georgia State // .556
Opponent..... Dec. 1 // at UAB // .533

Free Throws Made
Southern Miss Nov. 4 // at Bowling Green // 16
Opponent..... Jan. 9 // at ULM // 24

Free Throws Attempted
Southern Miss Nov. 4 // at Bowling Green // 28
Opponent..... Nov. 4 // at Bowling Green // 30

Free Throw Percentage
Southern Miss Jan. 11 // at Louisiana // .929
Opponent..... Nov. 25 // vs. Texas A&M // .875

Rebounds
Southern Miss ... Nov. 7 // Blue Mountain Christian // 53
Opponent..... Jan. 2 // Old Dominion // 50

Assists
Southern Miss Dec. 5 // Miss. Valley State // 25
Opponent..... Nov. 25 // vs. Texas A&M // 27

Steals
Southern Miss Nov. 4 // at Bowling Green // 15
Opponent..... Nov. 24 // vs. Columbia // 13
..... Dec. 29 // at Georgia State // 13

Blocks
Southern Miss Jan. 16 // ULM // 5
Opponent..... Jan. 16 // ULM // 6

Fouls
Southern Miss Nov. 4 // at Bowling Green // 24
Opponent..... Nov. 4 // at Bowling Green // 27

The Last Time - Southern Miss Individual

Scoring	
20+	32 // Melyia Grayson (Jan. 9, 2025)
25+	32 // Melyia Grayson (Jan. 9, 2025)
30+	32 // Melyia Grayson (Jan. 9, 2025)
35+	36 // Dominique Davis (Nov. 7, 2022)
40+	40 // Tamara Jones (Nov. 19, 2013)
Two players 15+	at Louisiana // Jan. 11, 2025
Two players 20+	Murray State // March 23, 2024
Two players 25+	Murray State // March 23, 2024
Three players 10+	ULM // Jan. 16, 2025
Three players 15+	Memphis // Dec. 8, 2024
Four players 10+	at Louisiana // Jan. 11, 2025
Five players 10+	at North Alabama // Nov. 18, 2023
Shooting	
10+ FGM	15 // Melyia Grayson (Jan. 9, 2025)
15+ FGM	15 // Melyia Grayson (Jan. 9, 2025)
20+ FGA	25 // Melyia Grayson (Jan. 9, 2025)
25+ FGA	25 // Melyia Grayson (Jan. 9, 2025)
30+ FGA	31 // Angela Atterberry (March 16, 2000)
5+ 3PM	7 // Trinity Rowe (Dec. 29, 2024)
7+ 3PM	7 // Trinity Rowe (Dec. 29, 2024)
8+ 3PM	8 // Jamierra Faulkner (Jan. 15, 2014)
10+ 3PA	10 // Morgan Sieper (Jan. 4, 2025)
15+ 3PA	18 // Kendra Reed (Feb. 19, 2006)
10+ FTM	12 // Dominique Davis (March 23, 2024)
15+ FTM	18 // Kendra Reed (Feb. 19, 2006)
10+ FTA	10 // Bre Sutton // (Dec. 20, 2024)
15+ FTA	16 // Dominique Davis (Nov. 18, 2022)
20+ FTA	20 // Kendra Reed (Feb. 19, 2006)
Rebounding	
10+	14 // Melyia Grayson (Jan. 9, 2025)
15+	17 // Je'Mya Evans (Nov. 7, 2024)
20+	24 // Pauline Love (Nov. 23, 2009)
25+	26 // Wilhelmina Smith (Feb. 17, 1984)
Two players 10+	at ULM // Jan. 9, 2025
Assists	
6+	7 // Bre Sutton (Dec. 8, 2024)
8+	9 // Morgan Sieper (Dec. 5, 2024)
10+	11 // Daishai Almond (Nov. 29, 2019)
15+	16 // Jamierra Faulkner (Nov. 8, 2013)
Two players 5+	Mississippi Valley State (Dec. 5, 2024)
Steals	
4+	4 // Bre Sutton (Dec. 29, 2024)
6+	6 // Bre Sutton (Nov. 4, 2024)
8+	10 // Brittany Dinkins (Jan. 12, 2017)
10+	10 // Brittany Dinkins (Jan. 12, 2017)
Blocks	
4+	5 // Melyia Grayson (Jan. 16, 2025)
6+	6 // Melyia Grayson (Jan. 17, 2022)
8+	10 // Sonja Brown (Nov. 24, 2002)
10+	10 // Sonja Brown (Nov. 24, 2002)
Double-Doubles	
P/R	32/14 // Melyia Grayson (Jan. 9, 2025)
P/A	10/11 // Daishai Almond (Nov. 29, 2019)
20P/10R	32/14 // Melyia Grayson (Jan. 9, 2025)
30P/10R	32/14 // Melyia Grayson (Jan. 9, 2025)
20P/10A	24/10 // Brittany Dinkins (Dec. 1, 2016)
No-point D-D	15R/11B // Sonja Brown (Dec. 21, 2001)
Triple-Double 16P/10A/10S // Jamierra Faulkner (Dec. 15, 2012)
Other	
Played Full Game	Trinity Rowe // Jan. 9, 2025
Played 40+ minutes	Four players // March 23, 2024
Fouled Out	Nyla Jean // Jan. 11, 2025

The Last Time - Opponent Individual

Scoring	
20+	20 // Meloney Thames (Jan. 16, 2025)
25+	26 // Jada Malone (Nov. 25, 2024)
30+	31 // Jakayla Johnson (March 27, 2024)
Two players 15+	at Louisiana // Jan. 11, 2025
Three players 10+	ULM // Jan. 16, 2025
Three players 15+	vs. #18/17 Baylor // Nov. 23, 2024
Four players 10+	App State // Jan. 4, 2025
Five players 10+	vs. #18/17 Baylor // Nov. 23, 2024
Six players 10+	at Southeastern // Nov. 15, 2024
No players 10+	William Carey // Nov. 11, 2024

Shooting

10+ FGM	11 // Jada Malone (Nov. 25, 2024)
15+ FGA	18 // Riley Weiss (Nov. 24, 2024)
20+ FGA	21 // Tilly Boler (Dec. 8, 2024)
25+ FGA	25 // Chellia Watson (Feb. 10, 2024)
4+ 3PM	4 // Jakayla Johnson (Jan. 9, 2025)
5+ 3PM	5 // Elena Pericic (Jan. 4, 2025)
10+ 3PA	15 // Riley Weiss (Nov. 24, 2024)
15+ 3PA	15 // Riley Weiss (Nov. 24, 2024)
10+ FTM	10 // Meloney Thames (Jan. 9, 2025)
10+ FTA	10 // Meloney Thames (Jan. 9, 2025)
15+ FTA	15 // Margaret Whitley (Feb. 10, 2022)

Rebounding

10+	11 // Jade Weathersby (Dec. 1, 2024)
15+	15 // Ja'Mia Hollings (Jan. 25, 2024)
25+	25 // Regina Smith (March 5, 1985)

Assists

6+	6 // Cianté Downs (Jan. 16, 2025)
8+	9 // Eleyana Tafisi (Jan. 9, 2025)
10+	11 // Journey Armstead (Dec. 1, 2024)
15+	16 // Bubba Bell (Feb. 6, 1984)

Steals

4+	4 // Meloney Thames (Jan. 9, 2025)
10+	10 // Delora Walker (Dec. 8, 1995)

Blocks

4+	4 // Taya Ellis (Nov. 4, 2024)
10+	10 // Teresa Jenkins (Nov. 27, 1995)

Double-Doubles

P/R	13/10 // Simone Cunningham (Jan. 2, 2025)
20P/10R	26/11 // Katelyn Young (March 23, 2024)

Triple Double

.....	11P/10R/12A // Rana Elhousseini (Feb. 10, 2024)
-------	---

Other

Played Full Game	Tilly Boler // Dec. 8, 2023
Played 40+ Minutes	Two players // March 23, 2024
Fouled Out	Two players // Nov. 4, 2024

The Last Time - Southern Miss Team

Scoring	
80+	82 // Memphis (Dec. 8, 2024)
90+	91 // at North Alabama (Nov. 18, 2023)
100+	106 // at FIU (Feb. 19, 2014)
110+	115 // at New Orleans (Feb. 16, 1995)
<50	47 // Old Dominion (Jan. 2, 2025)
<40	37 // at Louisiana Tech (Jan. 24, 2016)
45+ Half	45 // 1H vs. Memphis (Dec. 8, 2024)
50+ Half	50 // 2H at North Alabama (Nov. 18, 2023)
55+ Half	55 // 1H William Carey (Nov. 6, 2023)
60+ Half	65 // 2H FIU (Feb. 19, 2014)
Field Goals	
40+ FGM	40 // West Alabama (Nov. 8, 2013)
50+ FGM	50 // UAB (Feb. 6, 1984)
<25 FGM	24 // ULM (Jan. 16, 2025)
<20 FGM	19 // App State (Jan. 4, 2025)
<15 FGM	14 // Louisiana (Feb. 1, 2024)
<40 FGA	39 // Little Rock (Dec. 22, 2009)
<50 FGA	49 // at Georgia State (Dec. 29, 2024)
60+ FGA	70 // at ULM (Jan. 9, 2025)
70+ FGA	70 // at ULM (Jan. 9, 2025)
<30 FG%	26.6% // vs. James Madison (March 8, 2024)
<40 FG%	32.4% // App State (Jan. 4, 2025)
50+ FG%	51.0% // at Georgia State (Dec. 29, 2024)
60+ FG%	64.3% // UTSA (Jan. 22, 2021)
Three Pointers	
8+ 3PM	9 // at Louisiana (Jan. 11, 2025)
10+ 3PM	10 // at Georgia State (Dec. 29, 2024)
12+ 3PM	12 // New Orleans (Nov. 13, 2016)
No 3PM	Louisiana // Feb. 1, 2024
<5 3PA	5 // at Charlotte (March 5, 2022)
15+ 3PA	20 // ULM (Jan. 16, 2025)
20+ 3PA	20 // ULM (Jan. 16, 2025)
30+ 3PA	30 // Old Dominion (Jan. 15, 2014)
Free Throws	
<5 FTM	1 // Old Dominion (Jan. 2, 2025)
20+ FTM	26 // Texas State (Feb. 17, 2024)
25+ FTM	26 // Texas State (Feb. 17, 2024)
30+ FTM	30 // Florida A&M (Nov. 30, 2013)
35+ FTM	35 // vs. Cal Poly (Dec. 16, 2006)
<5 FTA	2 // Old Dominion (Jan. 2, 2025)
<10 FTA	7 // at ULM (Jan. 9, 2025)



30+ FTA21 // Texas State (Feb. 17, 2024)
 35+ FTA 37 // Louisiana (Feb. 1, 2024)
 40+ FTA 43 // ULM (Nov. 13, 2021)
 45+ FTA 45 // vs. Cal Poly (Dec. 16, 2006)
 50+ FTA 52 // at New Orleans (Jan. 5, 1999)
 <60 FT% 50.0% // Old Dominion (Jan. 2, 2025)
 80+ FT% 92.9% (13-14) // at Louisiana (Jan. 11, 2025)
 90+ FT% 92.9% (13-14) // at Louisiana (Jan. 11, 2025)
 95+ FT% 100% (18-18) // FIU (Feb. 20, 2021)
 100 FT% 100% (18-18) // FIU (Feb. 20, 2021)

Rebounds
 <2019 // Texas State (Feb. 9, 2023)
 40+ 40 // at Georgia State (Dec. 29, 2024)
 45+ 52 // William Carey (Nov. 11, 2024)
 50+ 52 // William Carey (Nov. 11, 2024)
 60+ 60 // Mississippi Valley State (Nov. 27, 2021)
 70+ 80 // Mississippi Valley State (March 2, 1995)
 Margin 10+ +17 // at Georgia State (Dec. 29, 2024)
 Margin 15+ +17 // at Georgia State (Dec. 29, 2024)
 Margin 20+ +21 // William Carey (Nov. 11, 2024)
 Margin 25+ +26 // at South Alabama (Jan. 27, 2024)
 Margin -10 -22 // App State (Jan. 4, 2025)
 Margin -15 -22 // App State (Jan. 4, 2025)
 Margin -20 -22 // App State (Jan. 4, 2025)
 B2B 50+ Nov. 7-11, 2024

Assists
 <5 5 // Louisiana (Feb. 1, 2024)
 15+ 16 // at ULM (Jan. 9, 2025)
 20+ 20 // Memphis (Dec. 8, 2024)
 25+ 25 // Mississippi Valley State (Dec. 5, 2024)
 30+ 31 // vs. Fairleigh Dickinson (Feb. 13, 1997)
 35+ 36 // Nicholls (Feb. 20, 1981)

Steals
 No Steals Little Rock // Dec. 3, 2008
 <5 2 // at Louisiana (Jan. 11, 2025)
 10+ 10 // at Georgia State (Dec. 29, 2024)
 15+ 15 // at Bowling Green (Nov. 4, 2024)
 20+ 20 // Mississippi College (Nov. 30, 2022)
 25+ 25 // Loyola-New Orleans (Dec. 15, 2012)

Blocks
 No Blocks at Louisiana (Jan. 11, 2025)
 5+ 5 // ULM (Jan. 16, 2025)
 8+ 8 // UTSA (Feb. 7, 2022)
 10+ 11 // at ULM (Nov. 24, 2002)

Turnovers
 <10 9 // vs. UTEP (March 7, 2018)
 15+ 23 // at Louisiana (Jan. 11, 2025)
 20+ 23 // at Louisiana (Jan. 11, 2025)
 25+ 25 // at Georgia State (Dec. 29, 2024)

Miscellaneous
 B2B <50 Points March 7-13, 2019
 B2B 80+ Feb. 18-22, 2023
 B2B 90+ Feb. 15-19, 2014
 Won by 20-24 22 // North Dakota (Nov. 24, 2023)
 Won by 25-29 27 // Blue Mountain Christian (Nov. 7, 2024)
 Won by 30-34 32 // Mississippi College (Nov. 30, 2022)
 Won by 35-39 36 // Samford (Nov. 18, 2018)
 Won by 40+ 42 // William Carey (Nov. 6, 2023)
 Lost by 20-24 20 // App State (Jan. 4, 2025)
 Lost by 25-29 28 // vs. James Madison (March 8, 2024)
 Lost by 30-34 32 // at Alabama (Nov. 17, 2021)
 Lost by 35-39 38 // at Missouri State (Dec. 20, 2024)
 Lost by 40+ 46 // vs. #18/17 Baylor (Nov. 23, 2024)
 Won by 1 Louisiana // Jan. 5, 2023
 Lost by 1 at Louisiana // March 1, 2024
 Won by 2 #19/20 Ole Miss // Dec. 2, 2023
 Lost by 2 at Memphis // Dec. 10, 2023
 Won in OT Murray State // March 23, 2024
 Won in 2OT vs. #17/19 South Carolina // March 10, 1990
 Lost in OT at Louisiana // March 1, 2024
 Lost in 2OT Charlotte // Jan. 25, 2018
 Consecutive OT Games Jan. 4-8, 2015
 10+ Comeback 13 // UAB (March 20, 2024)
 15+ Comeback 17 // Coastal Carolina (Feb. 11, 2023)
 20+ Comeback 21 // at ULM (Feb. 18, 2023)

<40 33 // Samford (Nov. 25, 2023)
 <50 47 // William Carey (Nov. 11, 2024)
 90+ 92 // at Missouri State (Dec. 20, 2024)
 100+ 101 // vs. #18/17 Baylor (Nov. 23, 2024)
 110+ 111 at Delta State (Dec. 5, 1975)
 45+ Half 48 // 1H at Louisiana (Jan. 11, 2025)
 50+ Half 54 // 2H at ULM (Jan. 9, 2025)

Field Goals
 <25 FG% 24.6% // William Carey (Nov. 11, 2024)
 <30 FG% 24.6% // William Carey (Nov. 11, 2024)
 <40 FG% 39.1% // Old Dominion (Jan. 2, 2025)
 50+ FG% 50.0% // at Louisiana (Jan. 11, 2025)
 60+ FG% 60.4% // at Rice (Jan. 18, 2020)
 70+ FG% 70.8% // Ole Miss (Jan. 22, 1977)

Three Pointers
 No 3PM ULM // Nov. 13, 2021
 10+ 3PM 16 // at UAB (Dec. 1, 2024)
 15+ 3PM 16 // at UAB (Dec. 1, 2024)
 15+ 3PA 15 // at ULM (Jan. 9, 2025)
 20+ 3PA 22 // App State (Jan. 4, 2025)
 30+ 3PA 30 // at UAB (Dec. 1, 2024)
 40+ 3PA 42 // vs. Middle Tennessee (March 20, 2022)

Free Throws
 <5 FTM 3 // Samford (Nov. 25, 2023)
 20+ FTM 24 // at ULM (Jan. 9, 2025)
 25+ FTM 26 // at Troy (Jan. 25, 2024)
 <5 FTA 4 // Samford (Nov. 25, 2023)
 <10 FTA 8 // vs. Texas A&M (Nov. 25, 2024)
 30+ FTA 30 // at Bowling Green (Nov. 4, 2024)
 35+ FTA 36 // at #10 Mississippi State (Nov. 9, 2019)
 40+ FTA 44 // Charlotte (Jan. 25, 2018)
 90+ FT% 92.3% (12-13) // ULM (Jan. 20, 2024)
 100 FT% [15-15] // UAB (Jan. 9, 2021)

Rebounds
 <25 23 // at Georgia State (Dec. 29, 2024)
 40+ 48 // App State (Jan. 4, 2025)
 45+ 38 // App State (Jan. 4, 2025)
 50+ 50 // Old Dominion (Jan. 2, 2025)

Assists
 <5 5 // Arkansas State (Feb. 15, 2024)
 15+ 17 // at ULM (Jan. 9, 2025)
 20+ 20 // App State (Jan. 4, 2025)
 25+ 27 // vs. Texas A&M (Nov. 25, 2024)

Steals
 No Steals South Alabama // Nov. 30, 2017
 10+ 13 // at Georgia State (Dec. 29, 2024)
 15+ 18 // at North Texas (Feb. 12, 2021)
 20+ 20 // at Baylor (Nov. 16, 2014)

Blocks
 No Blocks App State (Jan. 4, 2025)
 5+ 6 // ULM (Jan. 16, 2025)
 8+ 8 // at Western Kentucky (Dec. 30, 2021)
 10+ 10 // VCU (Nov. 30, 2019)

Turnovers
 <10 8 // at ULM (Jan. 9, 2025)
 20+ 20 // Memphis (Dec. 8, 2024)
 25+ 27 // North Dakota (Nov. 24, 2023)
 30+ 33 // Mississippi College (Nov. 30, 2022)

Miscellaneous
 B2B <50 Points Jan. 27-Feb. 1, 2024
 B2B 80+ Nov. 23-24, 2024
 B2B 90+ Dec. 6-10, 1994

TEAM LOWS

Points
 Southern Miss Jan. 2 // Old Dominion // 47
 Opponent Nov. 11 // William Carey // 47

Field Goals Made
 Southern Miss Jan. 4 // App State // 19
 Opponent Nov. 11 // William Carey // 14

Field Goals Attempted
 Southern Miss Dec. 29 // at Georgia State // 49
 Opponent Nov. 4 // at Bowling Green // 51
 Dec. 5 // Miss. Valley State // 51

Field Goal Percentage
 Southern Miss Jan. 4 // App State // .328
 Opponent Nov. 11 // William Carey // .246

Three Pointers Made
 Southern Miss Nov. 4 // at Bowling Green // 1
 Opponent Jan. 16 // ULM // 2

Three Pointers Attempted
 Southern Miss Nov. 23 // vs. #18/17 Baylor // 9
 Opponent Jan. 16 // ULM // 9

Three-Point Percentage
 Southern Miss Nov. 4 // at Bowling Green // .063
 Opponent Nov. 11 // William Carey // .188

Free Throws Made
 Southern Miss Jan. 2 // Old Dominion // 1
 Opponent Nov. 25 // vs. Texas A&M // 7
 Dec. 1 // at UAB // 7

Free Throws Attempted
 Southern Miss Jan. 2 // Old Dominion // 2
 Opponent Nov. 25 // vs. Texas A&M // 8

Free Throw Percentage
 Southern Miss Nov. 24 // vs. Columbia // .375
 Opponent Nov. 24 // vs. Columbia // .444

Rebounds
 Southern Miss Nov. 23 // vs. #18/17 Baylor // 22
 Opponent Dec. 29 // at Georgia State // 23

Assists
 Southern Miss Dec. 20 // at Missouri State // 9
 Opponent Nov. 11 // William Carey // 10

Steals
 Southern Miss Jan. 11 // at Louisiana // 2
 Opponent Dec. 8 // Memphis // 5

Fouls
 Southern Miss Dec. 5 // Miss. Valley State // 12
 Opponent Jan. 2 // Old Dominion // 10
 Jan. 9 // at ULM // 10

The Last Time - Opponent Team

Scoring
 <35 33 // Samford (Nov. 25, 2023)



Game Records

Record	Overall	Home	Away	Neutral
ALL GAMES	1-5	0-3	1-2	0-0
CONFERENCE	1-5	0-3	1-2	0-0
NON-CONFERENCE	0-0	0-0	0-0	0-0

Score by Periods

Team	1st	2nd	3rd	4th	OT	TOT
Southern Miss.	104	77	100	93	0	374
Opponents	90	106	119	113	0	428

Team Box Score

No.	Player	Total			3-Point		F-Throw		Rebounds				Other Stats									
		GP-GS	MIN	AVG	FG-FGA	FG%	3FG-3FGA	3FG%	FT-FTA	FT%	OFF	DEF	TOT	AVG	PF	DQ	A	TO	BLK	STL	PTS	AVG
45	GRAYSON, Melyia	6-6	150:24	25.1	36-73	.493	2-4	.500	13-14	.929	12	39	51	8.5	22	1	4	20	9	1	87	14.5
14	JEAN, Nyla	6-6	204:58	34.2	25-60	.417	10-25	.400	14-18	.778	5	17	22	3.7	19	1	16	18	1	6	74	12.3
12	SIEPER, Morgan	6-6	200:22	33.4	24-64	.375	11-41	.268	0-0	.000	3	12	15	2.5	16	0	16	9	1	9	59	9.8
11	ROWE, Trinity	6-6	226:28	37.7	19-45	.422	13-34	.382	4-6	.667	0	13	13	2.2	12	0	18	17	0	6	55	9.2
24	MANLEY, Mikaylah	6-0	141:34	23.6	15-40	.375	1-1	1.000	10-14	.714	10	12	22	3.7	15	0	10	9	1	3	41	6.8
20	EVANS, Je'Mya	6-1	99:22	16.6	12-26	.462	0-0	.000	4-7	.571	4	12	16	2.7	7	0	3	7	0	3	28	4.7
5	SUTTON, Bre	2-2	40:00	20.0	2-5	.400	1-1	1.000	1-6	.167	0	8	8	4.0	2	0	5	7	0	4	6	3.0
0	COOPER, Micah	6-3	78:43	13.1	8-20	.400	0-0	.000	2-2	1.000	4	10	14	2.3	9	0	8	5	0	2	18	3.0
10	SHANKS, Samantha	6-0	52:36	8.8	2-9	.222	2-9	.222	0-0	.000	0	7	7	1.2	5	0	2	10	0	3	6	1.0
8	GALLATLY, Jaime	2-0	02:48	1.4	0-0	.000	0-0	.000	0-0	.000	0	0	0	0.0	0	0	1	0	0	0	0	0.0
23	SHIELDS, Ava	1-0	02:44	2.7	0-0	.000	0-0	.000	0-0	.000	0	0	0	0.0	0	0	0	0	0	0	0	0.0
Team											8	15	23				4					
Total		6	1200		143-342	.418	40-115	.348	48-67	.716	46	145	191	31.8	107	2	83	106	12	37	374	62.3
Opponents		6	1200		152-348	.437	35-102	.343	89-115	.774	61	158	219	36.5	86	0	87	84	14	54	428	71.3

Team Statistics

	USM	OPP
Scoring	374	428
Points per game	62.3	71.3
Scoring margin	-9.0	-
Field goals-att	143-342	152-348
Field goal pct	.418	.437
3 point fg-att	40-115	35-102
3-point FG pct	.348	.343
3-pt FG made per game	6.7	5.8
Free throws-att	48-67	89-115
Free throw pct	.716	.774
F-Throws made per game	8.0	14.8
Rebounds	191	219
Rebounds per game	31.8	36.5
Rebounding margin	-4.7	-
Assists	83	87
Assists per game	13.8	14.5
Turnovers	106	84
Turnovers per game	17.7	14.0
Turnover margin	-3.7	-
Assist/turnover ratio	0.8	1.0
Steals	37	54
Steals per game	6.2	9.0
Blocks	12	14
Blocks per game	2.0	2.3
Winning streak	0	-
Home win streak	0	-
Attendance	3600	2791
Home games-Avg/Game	3-1200	3-930
Neutral site-Avg/Game	-	0-0

Team Results

Date	Opponent	Score	Att.
12/29/2024	at Georgia St.	W 73-59	1384
01/02/2025	Old Dominion	L 47-65	1200
01/04/2025	App State	L 56-76	1166
01/09/2025	at ULM	L 75-84	838
01/11/2025	at Louisiana	L 68-77	569
01/16/2025	ULM	L 55-67	1234



Micah COOPER

The Cooper File

Position.....	Guard
Height.....	5-11
Class.....	Freshman
Experience.....	High School
Hometown.....	Carrollton, Texas
High School.....	Hebron HS (Carrollton, Texas)

Season Statistics

PPG	RPG	APG	STL	BLK	FG%	3P%	FT%	MPG
2.8	1.7	1.2	4	1	.392	.000	.667	10.7

Sun Belt Statistics

PPG	RPG	APG	STL	BLK	FG%	3P%	FT%	MPG
3.0	2.3	1.3	2	0	.400	-	1.000	13.1

Miscellaneous	2020-21	2021-22	2022-23	2023-24	2024-25	Total
Double-Figure Scoring	-	-	-	-	1	1
20+ Points	-	-	-	-	-	0
10+ Rebounds	-	-	-	-	-	0
5+ Assists	-	-	-	-	-	0
3+ Steals	-	-	-	-	-	0
3+ Blocks	-	-	-	-	-	0
Double-Doubles	-	-	-	-	-	0
Triple-Doubles	-	-	-	-	-	0
Led Team in Scoring	-	-	-	-	-	0
Led Team in Rebounds	-	-	-	-	-	0
Led Team in Assists	-	-	-	-	2	2
Led Team in Steals	-	-	-	-	1	1
Led Team in Blocks	-	-	-	-	1	1

In Summation: A top recruit out of the Dallas-Fort Worth Metroplex, Cooper can play anywhere from the two to the five thanks to her length ... Averaged 13.3 points and 3.3 rebounds at Hebron HS (Carrollton, Texas) ... Suffered an ACL injury as a junior that caused her to miss the back half of the 2022-23 season ... Recovered from injury to lead the Hawks to a Regional Semifinal in the UIL Class 6A Playoffs ... Member of the 2024 Hebron HS senior class that won 100 games in their four seasons as members of the Hawks girls basketball team.

2024-25 Notables: Vying for playing time at multiple spots as a true freshman ... Should be able to use length and pure athleticism to earn early playing time for the newcomer-heavy Lady Eagles ... Tore her plantar faciitis in the preseason but returned to practice prior in week one ... Played under a minute restriction against Blue Mountain Christian, but still scored seven in her debut game ... Logged over 10 minutes against William Carey ... Set new career highs against top-25 Baylor, playing over 15 minutes and scoring eight points ... Career-high 18+ minutes at Missouri State, setting new highs in rebounds (3), assists (3) and blocks (1) while tying high in steals (1) and three-point attempts (1) ... Earned her first career start at ULM (Jan. 9), scored a career-high 10 points on a career-high 20:36 of floor time.

CAREER HIGHS

PTS	REB	AST	STL
10	4	4	1
1/9/25 at ULM	1/2/25 ODU	1/11/25 at UL	5x, last 1/16/25
BLK	FGM	FGA	MIN
1	5	9	21:04
12/20/24 at MOST	1/9/25 at ULM	11/23/24 vs. BU	1/16/25 ULM
3PM	3PA	FTM	FTA
-	1	2	2
-	2x, last 12/20/24	1/11/25 at UL	2x, last 1/11/25

SEASON HIGHS

PTS	REB	AST	STL
10	4	4	1
1/9/25 at ULM	1/2/25 ODU	1/11/25 at UL	5x, last 1/16/25
BLK	FGM	FGA	MIN
1	5	9	21:04
12/20/24 at MOST	1/9/25 at ULM	11/23/24 vs. BU	1/16/25 ULM
3PM	3PA	FTM	FTA
-	1	2	2
-	2x, last 12/20/24	1/11/25 at UL	2x, last 1/11/25

	OPPONENT	GS	MIN	FG	3P	FT	R	F	A	TO	S	B	PTS
N 4	at Bowling Green			DID NOT PLAY - INJURED									
N 7	BLUE MOUNTAIN		5:22	3-4	0-0	1-2	2	0	0	1	0	0	7
N 11	WILLIAM CAREY		10:33	0-1	0-1	0-0	1	2	0	1	1	0	0
N 15	at Southeastern		8:03	0-1	0-0	0-0	1	0	1	0	0	0	0
N 23	vs. #18/17 Baylor		15:31	4-9	0-0	0-0	1	1	1	2	0	0	8
N 24	vs. Columbia		6:59	1-3	0-0	0-0	2	1	0	0	0	0	2
N 25	vs. Texas A&M		5:33	1-2	0-0	0-0	2	0	1	0	0	0	2
D 1	at UAB		2:36	1-1	0-0	0-0	1	0	2	0	0	0	2
D 5	MISS. VALLEY ST.		11:48	2-3	0-0	0-0	0	1	1	2	0	0	4
D 8	MEMPHIS		7:55	0-4	0-0	0-0	0	3	2	0	0	0	0
D 20	at Missouri State		18:27	0-3	0-1	1-2	3	2	3	1	1	1	1
D 29	at Georgia State		8:16	1-2	0-0	0-0	2	0	0	1	0	0	2
J 2	OLD DOMINION		7:48	2-7	0-0	0-0	4	1	1	0	1	0	4
J 4	APP STATE		3:11	0-1	0-0	0-0	0	1	0	0	0	0	0
J 9	at ULM	*	20:36	5-7	0-0	0-0	3	4	2	2	1	0	10
J 11	at Louisiana	*	17:48	0-1	0-0	2-2	2	1	4	1	0	0	2
J 16	ULM	*	21:04	0-2	0-0	0-0	3	2	1	1	0	0	0
J 18	SOUTH ALABAMA												
J 23	at James Madison												
J 25	at Marshall												
J 30	TEXAS STATE												
F 1	TROY												
F 5	GA. SOUTHERN												
F 8	OHIO												
F 12	at Arkansas State												
F 15	at Troy												
F 19	at South Alabama												
F 22	at Texas State												
F 26	ARKANSAS STATE												
F 28	LOUISIANA												

Season	GP-GS	MIN	AVG	FG-A	%	3P-A	%	FT-A	%	O	D	T	AVG	PF-FO	A	TO	B	S	PTS	AVG
2024-25	16-3	171	10.7	20-51	.392	0-2	.000	4-6	.667	7	20	27	1.7	19-0	19	12	1	4	44	2.8
Total	16-3	171	10.7	20-51	.392	0-2	.000	4-6	.667	7	20	27	1.7	19-0	19	12	1	4	44	2.8



Jacorriah BRACEY

The Bracey File

Position.....Guard
 Height.....5-9
 Class.....Graduate Student/COVID-Senior
 Experience.....2L (2022-23, 2023-24)
 Hometown.....Drew, Miss.
 High School.....Thomas E. Edwards HS (Ruleville, Miss.)
 Previous School.....Ole Miss (2020-21, 2021-22)

Season Statistics

PPG RPG APG STL BLK FG% 3P% FT% MPG

Sun Belt Statistics

PPG RPG APG STL BLK FG% 3P% FT% MPG

Miscellaneous	2020-21	2021-22	2022-23	2023-24	2024-25	Total
Double-Figure Scoring	2	0	13	21		36
20+ Points	0	0	0	3		3
10+ Rebounds	0	0	1	10		11
5+ Assists	0	0	0	0		0
3+ Steals	1	0	4	4		9
3+ Blocks	0	0	0	0		0
Double-Doubles	0	0	1	10		11
Triple-Doubles	0	0	0	0		0
Led Team in Scoring	0	0	4	3		7
Led Team in Rebounds	0	0	3	10		13
Led Team in Assists	0	0	4	4		8
Led Team in Steals	1	0	4	8		13
Led Team in Blocks	0	0	1	2		3

CAREER HIGHS

PTS	REB	AST	STL
25	12	4	5
3/23/24 Murray St.	6x, last 3/23/24	4x, last 11/11/23	11/25/22 Nicholls
BLK	FGM	FGA	MIN
1	10	20	45:00
4x, last 1/27/24	3/23/24 Murray St.	3/23/24 Murray St.	3/23/24 Murray St.
3PM	3PA	FTM	FTA
3	6	9	11
3/5/21 Tenn.	3/5/21 Tenn.	2/17/24 Texas St.	2/17/24 Texas St.

SEASON HIGHS

PTS	REB	AST	STL
-	-	-	-
BLK	FGM	FGA	MIN
-	-	-	-
3PM	3PA	FTM	FTA
-	-	-	-

In Summation: One of the Sun Belt's best swing guards, **Bracey** is set for a monster campaign in her final season ... Able to play all five positions when needed, but excels as the two- and three-guard ... Exploded in the 2024 postseason, averaging 15.8 points and 9.4 rebounds per game, including a 45-minute, 25-point, 12-rebound double-double performance against Murray State in the WNIT ... Pulled down 10 double-doubles last seasons with 21 double-figure scoring games, becoming a two-way threat for the Lady Eagles ... Played two seasons at Ole Miss before transferring to Southern Miss ... Prepped at Thomas E. Edwards HS (Ruleville, Miss.), earning a five-star ranking from ESPN as the No. 48 recruit in the 2020 class and No. 1 recruit in Mississippi. Named to Naismith High School Girls Trophy Watch List, McDonald's All-American Game nominee and 2020 Mississippi Gatorade Player of the Year after averaging 31.2 points and 6.3 assists per game. Also a three-time Clarion-Ledger Dandy Dozen selection.

2024-25 Notables: Dealing with illness and not playing at the moment ... Now traveling and practicing with team once again

OPPONENT	GS	MIN	FG	3P	FT	R	F	A	TO	S	B	PTS
N 4 at Bowling Green			DID NOT PLAY									
N 7 BLUE MOUNTAIN			DID NOT PLAY									
N 11 WILLIAM CAREY			DID NOT PLAY									
N 15 at Southeastern			DID NOT PLAY									
N 23 vs. #18/17 Baylor			DID NOT PLAY									
N 24 vs. Columbia			DID NOT PLAY									
N 25 vs. Texas A&M			DID NOT PLAY									
D 1 at UAB			DID NOT PLAY									
D 5 MISS. VALLEY ST.			DID NOT PLAY									
D 8 MEMPHIS			DID NOT PLAY									
D 20 at Missouri State			DID NOT PLAY									
D 29 at Georgia State			DID NOT PLAY									
J 2 OLD DOMINION			DID NOT PLAY									
J 4 APP STATE			DID NOT PLAY									
J 9 at ULM			DID NOT PLAY									
J 11 at Louisiana			DID NOT PLAY									
J 16 ULM			DID NOT PLAY									
J 18 SOUTH ALABAMA												
J 23 at James Madison												
J 25 at Marshall												
J 30 TEXAS STATE												
F 1 TROY												
F 5 GA. SOUTHERN												
F 8 OHIO												
F 12 at Arkansas State												
F 15 at Troy												
F 19 at South Alabama												
F 22 at Texas State												
F 26 ARKANSAS STATE												
F 28 LOUISIANA												

Season	GP-GS	MIN	AVG	FG-A	%	3P-A	%	FT-A	%	O	D	T	AVG	PF-FO	A	TO	B	S	PTS	AVG
2020-21	24-0	285	11.9	27-80	.338	9-27	.333	15-22	.682	11	24	35	1.5	27-0	9	22	0	10	78	3.3
2021-22	22-1	142	6.5	13-46	.283	1-10	.100	7-9	.778	7	16	23	1.0	8-0	9	10	0	6	34	1.5
At OM	46-1	427	9.3	40-126	.317	10-37	.270	22-31	.710	18	40	58	1.3	35-0	18	32	0	16	112	2.4
2022-23	31-31	889	28.7	102-286	.357	12-36	.333	48-66	.727	46	101	147	4.7	56-1	45	97	2	33	264	8.5
2023-24	33-25	988	29.9	144-341	.422	12-47	.255	60-75	.800	67	154	221	6.7	60-1	44	91	2	45	360	10.9
2024-25	0-0																			
At USM	64-56	1,877	29.3	246-627	.392	24-83	.289	108-141	.766	113	255	368	5.8	116-2	89	188	4	78	624	9.8
Total	110-57	2,305	21.0	286-753	.380	34-120	.283	130-172	.756	131	295	426	3.9	151-2	107	220	4	94	736	6.7



Bre SUTTON

The Sutton File

Position.....	Guard
Height.....	5-9
Class.....	Senior
Experience.....	Transfer
Hometown.....	New Orleans, La.
High School.....	Warren Easton HS (New Orleans, La.)
Previous School.....	ULM (2021-22, 2022-23) Arkansas State (2023-24)

Season Statistics

PPG	RPG	APG	STL	BLK	FG%	3P%	FT%	MPG
8.2	5.5	3.5	34	1	.424	.375	.396	27.6

Sun Belt Statistics

PPG	RPG	APG	STL	BLK	FG%	3P%	FT%	MPG
3.0	4.0	2.5	4	0	.400	1.000	.167	20.0

Miscellaneous	2020-21	2021-22	2022-23	2023-24	2024-25	Total
Double-Figure Scoring	-	6	13	0	3	22
20+ Points	-	0	0	0	0	0
10+ Rebounds	-	0	1	0	0	1
5+ Assists	-	3	10	0	4	17
3+ Steals	-	4	9	0	6	18
3+ Blocks	-	0	0	0	0	0
Double-Doubles	-	0	1	0	0	1
Triple-Doubles	-	0	0	0	0	0
Led Team in Scoring	-	4	6	0	2	12
Led Team in Rebounds	-	0	6	1	2	9
Led Team in Assists	-	11	20	0	8	39
Led Team in Steals	-	7	1	4	8	20
Led Team in Blocks	-	1	0	1	1	3

CAREER HIGHS

PTS	REB	AST	STL
19	13	9	6
2/22/23 at A-St.	1/7/23 at CCU	2/11/23 Troy	2x, last 11/4/24
BLK	FGM	FGA	MIN
1	8	20	40:00
4x, last 11/11/24	12/8/24 UM	1/8/22 at A-St.	12/8/24 UM
3PM	3PA	FTM	FTA
2	4	8	14
2x, last 1/22/22	12/2/21 La. Tech	11/13/21 at USM	12/20/24 at MOST

SEASON HIGHS

PTS	REB	AST	STL
18	9	7	6
12/8/24 UM	3x, last 12/5/24	12/8/24 UM	11/4/24 at BGSU
BLK	FGM	FGA	MIN
1	8	14	40:00
11/11/24 WCU	12/8/24 UM	2x, last 12/20/24	12/8/24 UM
3PM	3PA	FTM	FTA
1	2	6	14
3x, last 1/2/25	11/4/24 at BGSU	12/20/24 at MOST	12/20/24 at MOST

In Summation: A bit of a journeywoman, Sutton's four-year career now brings her to her third school ... Originally signing with ULM out of Warren Easton HS (New Orleans, La.) as a member of the 2021 class under current Lady Eagle associate head coach Brooks Donald Williams, Sutton spent two seasons in Monroe before Williams' dismissal following the 2022-23 season ... Entered the transfer portal before being recruited to Arkansas State by current Lady Eagle assistant Connor McNelis, who was working as the Red Wolves' recruiting coordinator at that time ... Suffered an injury that caused her to miss the majority of the season before she returned for action for the final six games of the year ... Entered the transfer portal at the end of the season, originally committing to McNeese in March before officially signing with Southern Miss in May.

2024-25 Notables: When able to stay healthy, one of the Sun Belt's best distributing guards ... A top guard for the Lady Eagles, will be pushing for starting minutes at point guard and the two guard ... First full season of competition since 2022-23 after recovering from injury ... Led off the season with a standout defensive performance, tying a career-high six steals at Bowling Green (Nov. 4) ... Struggled at the free throw line, finishing 2-of-13 at the line in a four-point Lady Eagle loss ... Rounded out another solid performance against Blue Mountain Christian (Nov. 7) with seven boards, three helpers and a steal ... Played over 35 minutes at Southeastern (Nov. 15) ... Finished 5-of-10 from the floor against Texas A&M (Nov. 25), scoring 13 points ... Season-high five assists at UAB (Dec. 1) ... Turned in her best performance in over two years against Memphis (Dec. 8), never leaving the floor in 40 minutes of competition while shooting 8-of-14 to finish with 18 points, five boards, seven assists and five assists ... Set new season-highs in points, assists, field goals made, field goal attempts and minutes played ... Double-figure scoring in back-to-back games at Missouri State ... Left Jan. 2 game against Old Dominion (Jan. 2) with an apparent injury, later confirmed to be a broken ankle ... Exact timetable is still TBD, but expected to miss significant time

	OPPONENT	GS	MIN	FG	3P	FT	R	F	A	TO	S	B	PTS
N 4	at Bowling Green	*	33:09	4-5	0-0	2-13	8	3	4	5	6	0	10
N 7	BLUE MOUNTAIN	*	20:14	4-10	0-1	0-0	7	4	3	4	1	0	8
N 11	WILLIAM CAREY	*	24:00	4-10	0-1	0-0	9	2	5	3	2	1	8
N 15	at Southeastern	*	35:56	2-11	0-0	1-4	9	5	3	5	3	0	5
N 23	vs. #18/17 Baylor	*	20:24	1-3	0-0	0-0	2	2	0	2	0	0	2
N 24	vs. Columbia	*	27:25	2-4	1-1	1-1	4	3	3	3	1	0	6
N 25	vs. Texas A&M	*	32:22	5-10	1-1	2-6	4	2	3	3	2	0	13
D 1	at UAB	*	23:57	1-5	0-1	3-4	2	5	5	3	4	0	5
D 5	MISS. VALLEY ST.	*	26:11	4-8	0-0	1-2	9	1	4	3	5	0	9
D 8	MEMPHIS	*	40:00	8-14	0-1	2-2	5	0	7	4	5	0	18
D 20	at Missouri State	*	35:38	5-14	0-1	6-10	4	3	3	5	1	0	16
D 29	at Georgia State	*	36:10	1-4	0-0	1-6	6	2	5	6	4	0	3
J 2	OLD DOMINION	*	3:50	1-1	1-1	0-0	2	0	0	1	0	0	3
J 4	APP STATE	DID NOT PLAY - INJURED											
J 9	at ULM	DID NOT PLAY - INJURED											
J 11	at Louisiana	DID NOT PLAY - INJURED											
J 16	ULM	DID NOT PLAY - INJURED											
J 18	SOUTH ALABAMA												
J 23	at James Madison												
J 25	at Marshall												
J 30	TEXAS STATE												
F 1	TROY												
F 5	GA. SOUTHERN												
F 8	OHIO												
F 12	at Arkansas State												
F 15	at Troy												
F 19	at South Alabama												
F 22	at Texas State												
F 26	ARKANSAS STATE												
F 28	LOUISIANA												

Season	GP-GS	MIN	AVG	FG-A	%	3P-A	%	FT-A	%	O	D	T	AVG	PF-FO	A	TO	B	S	PTS	AVG
2021-22	24-7	475	19.8	49-176	.278	7-24	.292	41-62	.661	13	39	52	2.2	56-3	53	77	1	37	146	6.1
2022-23	27-20	722	26.7	86-249	.345	1-13	.077	69-109	.633	21	87	108	4.0	66-1	102	106	2	50	242	9.0
At ULM	51-27	1,197	23.5	135-425	.318	8-37	.216	110-171	.643	34	126	160	3.1	122-4	155	183	3	87	388	7.6
2023-24	6-2	94	15.7	4-19	.211	0-6	.000	3-4	.750	1	14	15	2.5	6-0	2	10	1	8	11	1.8
At A-State	6-2	94	15.7	4-19	.211	0-6	.000	3-4	.750	1	14	15	2.5	6-0	2	10	1	8	11	1.8
2024-25	13-13	359	27.6	42-99	.424	3-8	.375	19-48	.396	27	44	71	5.5	32-2	45	47	1	34	106	8.2
At USM	13-13	359	27.6	42-99	.424	3-8	.375	19-48	.396	27	44	71	5.5	32-2	45	47	1	34	106	8.2
Total	73-44	1734	23.8	190-567	.335	11-53	.208	137-231	.593	67	198	265	3.6	170-6	214	249	5	133	528	7.2



Jaime GALLATLY

The Gallatly File

Position.....Guard
 Height.....6-1
 Class.....Freshman
 Experience.....High School
 Hometown.....Maffra, Victoria, Australia
 High School.....Melbourne Tigers (Melbourne, Australia)

Season Statistics

PPG	RPG	APG	STL	BLK	FG%	3P%	FT%	MPG
0.0	0.6	0.1	1	0	.000	.000	-	3.4

Sun Belt Statistics

PPG	RPG	APG	STL	BLK	FG%	3P%	FT%	MPG
0.0	0.0	0.5	0	0	-	-	-	1.4

Miscellaneous	2020-21	2021-22	2022-23	2023-24	2024-25	Total
Double-Figure Scoring	-	-	-	-	-	0
20+ Points	-	-	-	-	-	0
10+ Rebounds	-	-	-	-	-	0
5+ Assists	-	-	-	-	-	0
3+ Steals	-	-	-	-	-	0
3+ Blocks	-	-	-	-	-	0
Double-Doubles	-	-	-	-	-	0
Triple-Doubles	-	-	-	-	-	0
Led Team in Scoring	-	-	-	-	-	0
Led Team in Rebounds	-	-	-	-	-	0
Led Team in Assists	-	-	-	-	-	0
Led Team in Steals	-	-	-	-	-	0
Led Team in Blocks	-	-	-	-	-	0

In Summation: Southern Miss' first Australian since Ashlee Kelly (2009-11) who transferred from Mississippi Gulf Coast Community College ... A native of Maffra, Australia, Gallatly played for the Melbourne Tigers in the National Basketball League's NBL1, the equivalent to high school competition in the country ... The Tigers played in the South Conference and played in the league's playoffs up until Gallatly's final day in Australia.

2024-25 Notables: After a short yet successful offseason camp, Gallatly should see the floor as a reserve early on thanks to her length and ability to play on both ends of the floor ... Made her Lady Eagle debut against Blue Mountain Christian (Nov. 7), looking very much like a freshman but playing well in almost six minutes.

CAREER HIGHS

PTS	REB	AST	STL
-	2	1	1
-	11/11/24 WCU	1/2/25 ODU	11/25/24 vs. TAMU
BLK	FGM	FGA	MIN
-	-	3	5:45
-	-	11/11/24 WCU	11/7/24 BMC
3PM	3PA	FTM	FTA
-	3	-	-
-	11/11/24 WCU	-	-

SEASON HIGHS

PTS	REB	AST	STL
-	2	1	1
-	11/11/24 WCU	1/2/25 ODU	11/25/24 vs. TAMU
BLK	FGM	FGA	MIN
-	-	3	5:45
-	-	11/11/24 WCU	11/7/24 BMC
3PM	3PA	FTM	FTA
-	3	-	-
-	11/11/24 WCU	-	-

	OPPONENT	GS	MIN	FG	3P	FT	R	F	A	TO	S	B	PTS
N 4	at Bowling Green			DID NOT PLAY - COACHING DECISION									
N 7	BLUE MOUNTAIN		5:45	0-1	0-1	0-0	1	2	0	0	0	0	0
N 11	WILLIAM CAREY		5:42	0-3	0-3	0-0	2	0	0	0	0	0	0
N 15	at Southeastern			DID NOT PLAY - COACHING DECISION									
N 23	vs. #18/17 Baylor		3:13	0-1	0-1	0-0	1	1	0	0	0	0	0
N 24	vs. Columbia			DID NOT PLAY - COACHING DECISION									
N 25	vs. Texas A&M		1:37	0-0	0-0	0-0	0	0	0	0	1	0	0
D 1	at UAB			DID NOT PLAY - COACHING DECISION									
D 5	MISS. VALLEY ST.			DID NOT PLAY - COACHING DECISION									
D 8	MEMPHIS			DID NOT PLAY - COACHING DECISION									
D 20	at Missouri State		4:32	0-0	0-0	0-0	0	0	0	0	0	0	0
D 29	at Georgia State			DID NOT PLAY - COACHING DECISION									
J 2	OLD DOMINION		2:29	0-0	0-0	0-0	0	0	1	0	0	0	0
J 4	APP STATE			DID NOT PLAY - COACHING DECISION									
J 9	at ULM			DID NOT PLAY - COACHING DECISION									
J 11	at Louisiana		0:20	0-0	0-0	0-0	0	0	0	0	0	0	0
J 16	ULM			DID NOT PLAY - COACHING DECISION									
J 18	SOUTH ALABAMA			DID NOT PLAY - COACHING DECISION									
J 23	at James Madison			DID NOT PLAY - COACHING DECISION									
J 25	at Marshall			DID NOT PLAY - COACHING DECISION									
J 30	TEXAS STATE			DID NOT PLAY - COACHING DECISION									
F 1	TROY			DID NOT PLAY - COACHING DECISION									
F 5	GA. SOUTHERN			DID NOT PLAY - COACHING DECISION									
F 8	OHIO			DID NOT PLAY - COACHING DECISION									
F 12	at Arkansas State			DID NOT PLAY - COACHING DECISION									
F 15	at Troy			DID NOT PLAY - COACHING DECISION									
F 19	at South Alabama			DID NOT PLAY - COACHING DECISION									
F 22	at Texas State			DID NOT PLAY - COACHING DECISION									
F 26	ARKANSAS STATE			DID NOT PLAY - COACHING DECISION									
F 28	LOUISIANA			DID NOT PLAY - COACHING DECISION									

Season	GP-GS	MIN	AVG	FG-A	%	3P-A	%	FT-A	%	O	D	T	AVG	PF-FO	A	TO	B	S	PTS	AVG
2024-25	7-0	24	3.4	0-5	.000	0-5	.000	0-0	.000	1	3	4	0.6	3-0	1	0	0	1	0	0.0
Total	7-0	24	3.4	0-5	.000	0-5	.000	0-0	.000	1	3	4	0.6	3-0	1	0	0	1	0	0.0



Samantha SHANKS

The Shanks File

Position.....Guard
 Height.....5-8
 Class.....Junior
 Experience.....Junior College
 Hometown.....Webbers Falls, Okla.
 High School.....Webbers Falls HS
 Previous School.....Connors State College (2022-23, 2023-24)

Season Statistics

PPG	RPG	APG	STL	BLK	FG%	3P%	FT%	MPG
1.6	1.3	0.9	10	0	.273	.182	.500	12.2

Sun Belt Statistics

PPG	RPG	APG	STL	BLK	FG%	3P%	FT%	MPG
1.0	1.2	0.3	3	0	.222	.222	-	8.8

Miscellaneous	2020-21	2021-22	2022-23	2023-24	2024-25	Total
Double-Figure Scoring	-	-	(18)	(18)		0
20+ Points	-	-	(1)	(0)		0
10+ Rebounds	-	-	(10)	(10)		0
5+ Assists	-	-	(19)	(28)		0
3+ Steals	-	-	(8)	(10)	1	1
3+ Blocks	-	-	(0)	(2)		0
Double-Doubles	-	-	(10)	(10)		0
Triple-Doubles	-	-	(3)	(1)		0
Led Team in Scoring	-	-	(2)	(1)		0
Led Team in Rebounds	-	-	(13)	(7)		0
Led Team in Assists	-	-	(15)	(26)	2	2
Led Team in Steals	-	-	(7)	(13)	2	2
Led Team in Blocks	-	-	(9)	(5)		0

In Summation: Transfers to Southern Miss after two seasons at Connors State College (Warner, Okla.) ... Shanks earned a notorious reputation in the NJCAA as one of the nation's best passing guards ... Played and started in 63 games in two seasons for the Cowgirls, averaging 9.9 points, 8.2 rebounds, 6.5 assists, 1.8 steals and 0.6 blocks per game in her career ... Finished second in the nation in assists per game as a sophomore, averaging 7.1 helpers per game with an impressive 2.0 Assist-to-Turnover Ratio ... Able to succeed on either end of the floor, Shanks also nearly averaged a double-double throughout her career and pulled down 20 double-doubles at CSC ... She also recorded four triple-doubles ... Prepped at her hometown Webbers Falls HS before signing with Connors State in the class of 2022 ... Member of The Cherokee Nation.

2024-25 Notables: Will begin the year as the team's top guard off the bench ... If she adjusts to the pace of the Division I game, do not be surprised to see her in the starting lineup by January ... Came off the bench for nearly 15 solid minutes at Bowling Green (Nov. 4) to make her Southern Miss debut ... Did not score, but played smartly in helping the Lady Eagles' comeback attempt that ultimately fell short ... Collected her first points of the year against Blue Mountain Christian (Nov. 7) ... Career-high 18:48 against Columbia (Nov. 24), dishing four assists ... Made first start at Division I level at Missouri State, playing a career-best 30:29 ... Came off the bench again at Georgia State (Dec. 29)

CAREER HIGHS

PTS	REB	AST	STL
6	3	4	3
1/2/25 ODU	2x, last 12/1/24	11/24/24 vs. CU	12/20/24 at MOST
BLK	FGM	FGA	MIN
-	3	5	30:29
-	11/11/24 WCU	2x, last 12/20/24	12/20/24 at MOST
3PM	3PA	FTM	FTA
2	4	2	4
1/2/25 ODU	1/2/25 ODU	11/11/24 WCU	11/11/24 WCU

SEASON HIGHS

PTS	REB	AST	STL
6	3	4	3
1/2/25 ODU	2x, last 12/1/24	11/24/24 vs. CU	12/20/24 at MOST
BLK	FGM	FGA	MIN
-	3	5	30:29
-	11/11/24 WCU	2x, last 12/20/24	12/20/24 at MOST
3PM	3PA	FTM	FTA
2	4	2	4
1/2/25 ODU	1/2/25 ODU	11/11/24 WCU	11/11/24 WCU

	OPPONENT	GS	MIN	FG	3P	FT	R	F	A	TO	S	B	PTS
N 4	at Bowling Green		14:52	0-2	0-2	0-0	1	1	0	1	1	0	0
N 7	BLUE MOUNTAIN		13:45	2-5	1-3	0-0	3	0	0	1	0	0	5
N 11	WILLIAM CAREY		16:19	3-4	0-1	2-4	1	2	2	0	2	0	8
N 15	at Southeastern	DID NOT PLAY - COACHING DECISION											
N 23	vs. #18/17 Baylor		12:29	0-1	0-1	0-0	1	1	3	1	0	0	0
N 24	vs. Columbia		18:48	0-1	0-0	0-0	1	0	4	0	1	0	0
N 25	vs. Texas A&M		9:42	0-4	0-3	0-0	0	0	0	0	0	0	0
D 1	at UAB		12:13	1-2	1-1	0-0	3	1	0	1	0	0	3
D 5	MISS. VALLEY ST.		1:53	0-0	0-0	0-0	0	0	0	0	0	0	0
D 8	MEMPHIS	DID NOT PLAY - COACHING DECISION											
D 20	at Missouri State	*	30:29	1-5	0-2	0-0	2	2	3	3	3	0	2
D 29	at Georgia State		5:38	0-1	0-1	0-0	0	1	0	3	0	0	0
J 2	OLD DOMINION		15:58	2-4	2-4	0-0	1	1	1	1	1	0	6
J 4	APP STATE		15:46	0-1	0-1	0-0	2	0	4	1	1	0	0
J 9	at ULM		5:26	0-1	0-1	0-0	2	2	1	0	0	0	0
J 11	at Louisiana		6:02	0-1	0-1	0-0	2	0	0	1	0	0	0
J 16	ULM		3:47	0-1	0-1	0-0	0	1	0	1	1	0	0
J 18	SOUTH ALABAMA												
J 23	at James Madison												
J 25	at Marshall												
J 30	TEXAS STATE												
F 1	TROY												
F 5	GA. SOUTHERN												
F 8	OHIO												
F 12	at Arkansas State												
F 15	at Troy												
F 19	at South Alabama												
F 22	at Texas State												
F 26	ARKANSAS STATE												
F 28	LOUISIANA												

Season	GP-GS	MIN	AVG	FG-A	%	3P-A	%	FT-A	%	O	D	T	AVG	PF-FO	A	TO	B	S	PTS	AVG
2022-23	29-29	830	28.6	114-257	.444	31-81	.383	48-76	.632	55	188	243	8.4	6-0	162	108	18	50	307	10.6
2023-24	34-34	1,133	33.3	110-280	.393	53-141	.376	45-75	.600	62	209	271	8.0	49-1	240	122	22	64	318	9.4
<i>At CSC</i>	<i>63-63</i>	<i>1,963</i>	<i>31.2</i>	<i>224-537</i>	<i>.417</i>	<i>84-222</i>	<i>.378</i>	<i>93-151</i>	<i>.616</i>	<i>117</i>	<i>397</i>	<i>514</i>	<i>8.2</i>	<i>55-1</i>	<i>402</i>	<i>230</i>	<i>40</i>	<i>114</i>	<i>625</i>	<i>9.9</i>
2024-25	15-1	183	12.2	9-33	.273	4-22	.182	2-4	.500	6	13	19	1.3	12-0	14	17	0	10	24	1.6
<i>At USM</i>	<i>15-1</i>	<i>183</i>	<i>12.2</i>	<i>9-33</i>	<i>.273</i>	<i>4-22</i>	<i>.182</i>	<i>2-4</i>	<i>.500</i>	<i>6</i>	<i>13</i>	<i>19</i>	<i>1.3</i>	<i>12-0</i>	<i>14</i>	<i>17</i>	<i>0</i>	<i>10</i>	<i>24</i>	<i>1.6</i>
DI Total	15-1	183	12.2	9-33	.273	4-22	.182	2-4	.500	6	13	19	1.3	12-0	14	17	0	10	24	1.6



Trinity ROWE

The Rowe File

Position.....Guard
 Height.....5-5
 Class.....Freshman
 Experience.....High School
 Hometown.....Pikeville, Ky.
 High School.....Pikeville HS

Season Statistics

PPG	RPG	APG	STL	BLK	FG%	3P%	FT%	MPG
7.7	2.5	2.9	15	0	.421	.392	.667	33.9

Sun Belt Statistics

PPG	RPG	APG	STL	BLK	FG%	3P%	FT%	MPG
9.2	2.2	3.0	6	0	.422	.382	.667	37.7

Miscellaneous	2020-21	2021-22	2022-23	2023-24	2024-25	Total
Double-Figure Scoring	-	-	-	-	7	7
20+ Points	-	-	-	-	1	1
10+ Rebounds	-	-	-	-	0	0
5+ Assists	-	-	-	-	3	3
3+ Steals	-	-	-	-	0	0
3+ Blocks	-	-	-	-	0	0
Double-Doubles	-	-	-	-	0	0
Triple-Doubles	-	-	-	-	0	0
Led Team in Scoring	-	-	-	-	1	1
Led Team in Rebounds	-	-	-	-	0	0
Led Team in Assists	-	-	-	-	5	5
Led Team in Steals	-	-	-	-	3	3
Led Team in Blocks	-	-	-	-	0	0

In Summation: The top-ranked recruit by out of Kentucky proved it in her senior season at Pikeville HS as she was named 2024 Miss Kentucky Basketball ... Earned her third-straight 59th District MVP honors, back-to-back 15th Region MVP honors and led her Pikeville Panthers to the KHSAA Sweet Sixteen at Rupp Arena ... Played six seasons of varsity basketball for the Panthers, leaving home as the school's all-time leading scorer and assister as well as breaking the state record for career assists with over 1,000 ... Played in the Kentucky-Indiana All-Star game ... March 21 is celebrated as 'Trinity Rowe Day' in her hometown ... Ranked No. 1 overall recruit in Kentucky by Prep Girls Hoops.

2024-25 Notables: Extremely coachable with a very high basketball IQ ... Primarily a left-handed shooter and passer, she is able to dish from her left and right ... Expected to see the floor as the second or third sub relieving the point guard ... Likely to push for a starting spot later into the season based on her current progression ... Started in her Southern Miss debut at Bowling Green (Nov. 4), becoming the 18th true freshman to start in her first game under Joye Lee-McNeli ... Started again against Blue Mountain Christian, dishing seven assists and playing a career-best 30 minutes ... First career game with double-figure scoring at Southeastern on a career-high 36:46 ... Double-figures again against Columbia (Nov. 24) ... Broke into double-figure scoring again against Memphis (Dec. 8) thanks to a 3-of-5 day beyond the arc ... Finished with 11 points at Missouri State ... Made a splash in Sun Belt Conference opener, tying fellow teammate Morgan Sieper and four others for the second-most three-point baskets made in a single game ... 7-of-12 performance helped set a new career high of 25 points and netted her Sun Belt Conference Player of the Week ... Never left the floor at ULM (Jan. 9), playing all 40 minutes

CAREER HIGHS

PTS	REB	AST	STL
25	5	7	2
12/29/24 at GAST	11/11/24 WCU	11/7/24 BMC	4x, last 1/4/25
BLK	FGM	FGA	MIN
-	7	13	40:00
-	12/29/24 at GAST	12/29/24 at GAST	1/9/25 at ULM
3PM	3PA	FTM	FTA
7	12	4	6
12/29/24 at GAST	12/29/24 at GAST	12/29/24 at GAST	12/29/24 at GAST

SEASON HIGHS

PTS	REB	AST	STL
25	5	7	2
12/29/24 at GAST	11/11/24 WCU	11/7/24 BMC	4x, last 1/4/25
BLK	FGM	FGA	MIN
-	7	13	40:00
-	12/29/24 at GAST	12/29/24 at GAST	1/9/25 at ULM
3PM	3PA	FTM	FTA
7	12	4	6
12/29/24 at GAST	12/29/24 at GAST	12/29/24 at GAST	12/29/24 at GAST

	OPPONENT	GS	MIN	FG	3P	FT	R	F	A	TO	S	B	PTS
N 4	at Bowling Green	*	23:14	3-7	0-2	0-0	3	5	1	4	0	0	6
N 7	BLUE MOUNTAIN	*	30:20	3-9	1-4	0-0	3	0	7	1	2	0	7
N 11	WILLIAM CAREY	*	26:10	0-4	0-3	0-0	5	0	4	2	0	0	0
N 15	at Southeastern	*	36:46	4-7	3-4	0-0	3	3	2	2	1	0	11
N 23	vs. #18/17 Baylor	*	27:02	1-3	0-2	0-0	1	2	3	3	1	0	2
N 24	vs. Columbia	*	34:03	4-9	3-6	0-0	3	1	3	6	0	0	11
N 25	vs. Texas A&M	*	31:49	3-6	2-5	0-0	3	1	2	5	2	0	8
D 1	at UAB	*	34:17	2-6	2-4	0-0	3	1	1	1	1	0	6
D 5	MISS. VALLEY ST.	*	36:27	1-3	1-3	0-0	2	1	5	2	1	0	3
D 8	MEMPHIS	*	35:43	4-7	3-5	0-0	0	0	4	2	1	0	11
D 20	at Missouri State	*	34:31	4-8	3-7	0-0	3	2	0	5	0	0	11
D 29	at Georgia State	*	37:40	7-13	7-12	4-6	2	2	1	5	2	0	25
J 2	OLD DOMINION	*	37:49	1-4	1-3	0-0	2	0	4	4	0	0	3
J 4	APP STATE	*	37:17	1-7	1-6	0-0	3	0	5	2	2	0	3
J 9	at ULM	*	40:00	2-4	0-2	0-0	1	2	3	1	1	0	4
J 11	at Louisiana	*	36:23	4-9	2-6	0-0	2	4	1	3	0	0	10
J 16	ULM	*	37:20	4-8	2-5	0-0	3	4	4	2	1	0	10
J 18	SOUTH ALABAMA												
J 23	at James Madison												
J 25	at Marshall												
J 30	TEXAS STATE												
F 1	TROY												
F 5	GA. SOUTHERN												
F 8	OHIO												
F 12	at Arkansas State												
F 15	at Troy												
F 19	at South Alabama												
F 22	at Texas State												
F 26	ARKANSAS STATE												
F 28	LOUISIANA												

Season	GP-GS	MIN	AVG	FG-A	%	3P-A	%	FT-A	%	O	D	T	AVG	PF-FO	A	TO	B	S	PTS	AVG
2024-25	17-17	577	33.9	48-114	.421	31-79	.392	4-6	.667	2	40	42	2.5	28-1	50	50	0	15	131	7.7
Total	17-17	577	33.9	48-114	.421	31-79	.392	4-6	.667	2	40	42	2.5	28-1	50	50	0	15	131	7.7



Morgan SIEPER

The Sieper File

Position.....Guard
 Height.....6-0
 Class.....Sophomore
 Experience.....1L (2023-24)
 Hometown.....Tampa, Fla.
 High School.....H.B. Plant HS (Tampa, Fla.)

Season Statistics

PPG	RPG	APG	STL	BLK	FG%	3P%	FT%	MPG
9.4	3.1	2.9	16	5	.343	.255	.750	32.0

Sun Belt Statistics

PPG	RPG	APG	STL	BLK	FG%	3P%	FT%	MPG
9.8	2.5	2.7	9	1	.375	.268	-	33.4

Miscellaneous	2020-21	2021-22	2022-23	2023-24	2024-25	Total
Double-Figure Scoring	-	-	-	5	6	11
20+ Points	-	-	-	1		1
10+ Rebounds	-	-	-	0		0
5+ Assists	-	-	-	1	1	2
3+ Steals	-	-	-	2	1	3
3+ Blocks	-	-	-	0		0
Double-Doubles	-	-	-	0		0
Triple-Doubles	-	-	-	0		0
Led Team in Scoring	-	-	-	1	3	4
Led Team in Rebounds	-	-	-	3	1	4
Led Team in Assists	-	-	-	2	3	5
Led Team in Steals	-	-	-	6	5	10
Led Team in Blocks	-	-	-	7	3	10

In Summation: Played in all 34 games a season ago, making 25 starts ... Lethal three-point shooter when in rhythm ... Forty three-point field goals were the second most made in a season by a freshman in program history, trailing Danielle Johnson's (2009-10) 45 ... Seventeenth Lady Eagle freshman to start in game one under McNelis ... Made seven three-point field goals against Akron last season - second-most in a single game ... Prepped at H.B. Plant High School in Tampa, Fla., playing two seasons with Nyla Jean and winning the 2021 FHSAA 7A State Championship ... A true gym rat, she spends multiple hours each day honing in her free throw and three-point shooting.

2024-25 Notables: Will play primarily as the three-guard but can play down to the four thanks to her length and ball IQ ... Shooting ability also gives her range to play as the two-guard ... Played a nearly full game against Bowling Green (Nov. 4) ... Did not wow on the stat sheet, but proved to be the motor of the Lady Eagle offense on and off the ball ... Still not reflected in her counting stats, Sieper's floor time is the most important to the Lady Eagles ... Season-high 18 points, scoring double-figures for the first time this season, against Columbia (Nov. 24) ... Second double-figure scoring game at UAB (Dec. 1) ... Hit double-figures once again at Georgia State (Dec. 29) ... Led team with 18 points against App State (Jan. 4), finishing 7-fo-16 from the floor and a season-best 4-of-10 from three-point range

CAREER HIGHS

PTS	REB	AST	STL
23	7	5	3
11/11/23	11/24/23	12/5/24	4x, last 12/29/24
AKRON	N. DAKOTA	MVSU	
BLK	FGM	FGA	MIN
2	8	18	40:29
4x, last 2/15/24	2x, last 11/24/24	11/24/24 vs. CU	3/23/24 MURRAY
3PM	3PA	FTM	FTA
7	10	2	2
11/11/23	1/2/24	56, last 12/01/24	10x, last 12/20/24
AKRON	APP STATE		

SEASON HIGHS

PTS	REB	AST	STL
18	6	8	3
2x, last 1/2/25	12/29/24 at GAST	12/5/24 MVSU	2x, last 12/29/24
BLK	FGM	FGA	MIN
1	8	18	39:59
5x, last 1/2/25	11/24/24 vs. CU	11/24/24 vs. CU	11/4/24 at BGSU
3PM	3PA	FTM	FTA
4	10	2	2
1/2/24	1/2/24	3x, last 12/5/24	6x, last 12/20/24
APP STATE	APP STATE		

	OPPONENT	GS	MIN	FG	3P	FT	R	F	A	TO	S	B	PTS
N 4	at Bowling Green	*	39:59	3-14	1-8	2-2	5	3	2	2	1	0	9
N 7	BLUE MOUNTAIN	*	32:06	3-9	2-3	1-2	5	0	4	0	3	1	9
N 11	WILLIAM CAREY	*	16:49	3-5	2-3	0-0	2	1	2	1	0	1	8
N 15	at Southeastern	*	27:08	2-6	1-5	0-0	2	3	4	1	1	1	5
N 23	vs. #18/17 Baylor	*	24:40	3-9	1-3	0-0	5	2	1	3	0	0	7
N 24	vs. Columbia	*	38:05	8-18	2-8	0-0	4	1	1	4	1	0	18
N 25	vs. Texas A&M	*	33:14	2-9	1-7	1-2	1	0	4	5	1	0	6
D 1	at UAB	*	35:35	4-15	2-9	2-2	2	3	4	1	0	1	12
D 5	MISS. VALLEY ST.	*	36:06	5-9	2-6	2-2	5	2	8	2	0	0	14
D 8	MEMPHIS	*	31:31	3-13	1-7	0-0	3	2	4	1	0	0	7
D 20	at Missouri State	*	28:56	2-10	1-6	1-2	3	4	0	2	0	0	6
D 29	at Georgia State	*	33:22	5-8	1-3	0-0	6	3	2	2	3	0	11
J 2	OLD DOMINION	*	30:50	1-7	0-5	0-0	1	2	2	1	2	1	2
J 4	APP STATE	*	37:30	7-16	4-10	0-0	2	2	4	0	1	0	18
J 9	at ULM	*	32:41	3-12	2-7	0-0	3	3	3	2	0	0	8
J 11	at Louisiana	*	34:04	3-9	3-8	0-0	2	3	3	2	2	0	9
J 16	ULM	*	31:55	5-12	1-8	0-0	1	3	2	2	1	0	11
J 18	SOUTH ALABAMA												
J 23	at James Madison												
J 25	at Marshall												
J 30	TEXAS STATE												
F 1	TROY												
F 5	GA. SOUTHERN												
F 8	OHIO												
F 12	at Arkansas State												
F 15	at Troy												
F 19	at South Alabama												
F 22	at Texas State												
F 26	ARKANSAS STATE												
F 28	LOUISIANA												

Season	GP-GS	MIN	AVG	FG-A	%	3P-A	%	FT-A	%	O	D	T	AVG	PF-FO	A	TO	B	S	PTS	AVG
2023-24	34-25	894	26.3	65-195	.333	40-139	.288	9-10	.900	22	72	94	2.8	45-0	38	44	15	24	179	5.3
2024-25	17-17	545	32.0	62-181	.343	27-106	.255	9-12	.750	11	41	52	3.1	37-0	50	31	5	16	160	9.4
Total	51-42	1439	28.2	127-376	.338	67-245	.273	18-22	.818	33	113	146	2.9	82-0	88	75	20	40	339	6.6



Nyla JEAN

The Jean File

Position.....Guard
 Height.....5-6
 Class.....Senior
 Experience.....1L (2023-24)
 Hometown.....Tampa, Fla.
 High School.....H.B. Plant HS (Tampa, Fla.)
 Previous School.....Georgia State (2021-22, 2022-23)

Season Statistics

PPG	RPG	APG	STL	BLK	FG%	3P%	FT%	MPG
12.3	4.5	2.5	23	4	.418	.423	.750	31.9

Sun Belt Statistics

PPG	RPG	APG	STL	BLK	FG%	3P%	FT%	MPG
12.3	3.7	2.7	6	1	.417	.400	.778	34.2

Miscellaneous	2020-21	2021-22	2022-23	2023-24	2024-25	Total
Double-Figure Scoring	-	6	11	2	10	29
20+ Points	-	0	0	0	2	2
10+ Rebounds	-	0	0	1	1	1
5+ Assists	-	2	0	2	1	4
3+ Steals	-	2	3	3	3	11
3+ Blocks	-	0	0	0	0	0
Double-Doubles	-	0	0	1	1	1
Triple-Doubles	-	0	0	0	0	0
Led Team in Scoring	-	2	4	1	2	9
Led Team in Rebounds	-	1	0	3	3	9
Led Team in Assists	-	5	2	5	3	15
Led Team in Steals	-	6	11	8	4	29
Led Team in Blocks	-	1	2	3	2	8

In Summation: Made seven starts in 34 games last year ... Starting point guard for the 'Magnificent Seven' in the WNIT ... Served as a solid reserve guard throughout the year ... Peaked late with a season-best 18 points against James Madison in the Sun Belt Conference Tournament ... Transferred to Southern Miss last season after two at Georgia State ... In her two seasons as a Panther, play in 57 games with 33 starts ... Played all 33 games of her sophomore year, averaging 26.5 minutes and 8.0 points per game ... An efficient free throw shooter ... Prepped at H.B. Plant High School in Tampa, Fla., playing with Morgan Sieper for two years and winner the 2021 FHSAA 7A State Title as a senior.

2024-25 Notables: Can run the point and play off the ball ... A likely starter for game one, she and Bre Sutton will share the load at point guard ... Did not start at Bowling Green (Nov. 4) but came off the bench early to score the first points of the day ... Finished with 12 points and seven boards along with four assists and five steals on 37 minutes ... Played off the bench against Blue Mountain Christian (Nov. 7), collecting another six boards and four assists ... Shattered her career scoring record, finishing with 23 points on 8-of-13 shooting against William Carey (Nov. 11) ... Double figures in back-to-back games at Southeastern ... Started for the first time this season against Columbia (Nov. 24), playing nearly 36 minutes ... Second career game with 20+ points at UAB (Dec. 1), scoring 24 to lead all scorers on 8-of-18 overall and 7-of-8 shooting from the line ... Scored double-figures for the sixth time this season against Memphis (Dec. 8) and for the 25th time in her career ... Five-game start streak and three-game streak with double figures ended due to a tibia injury, causing her to miss the Missouri State (Dec. 20) game ... Returned from injury at Georgia State (Dec. 29), scoring 19 in 35 minutes ... Back-to-back double-figure games on Jan. 4 and Jan. 9

CAREER HIGHS

PTS	REB	AST	STL
24	10	9	8
12/1/24 at UAB	11/18/23 at UNA	2/24/24 at Ark. St.	11/7/22 Ag. Scott
BLK	FGM	FGA	MIN
2	8	20	43:04
3/2/22 vs. GASO	2x, last 12/01/24	1/8/22 at CCU	3/23/24 Murray St.
3PM	3PA	FTM	FTA
5	9	8	8
1/28/23 JMU	1/21/23 ODU	2x, last 1/12/23	4x, last 12/01/24

SEASON HIGHS

PTS	REB	AST	STL
24	7	6	5
12/1/24 at UAB	2x, last 12/5/24	11/24/24 vs. CU	11/4/24 at BGSU
BLK	FGM	FGA	MIN
1	8	18	39:11
5x, last 1/2/25	2x, last 12/01/24	12/01/24 at UAB	1/16/25 ULM
3PM	3PA	FTM	FTA
4	7	7	8
11/11/24 WCU	1/9/25 at ULM	2x, last 12/01/24	12/01/24 at UAB

	OPPONENT	GS	MIN	FG	3P	FT	R	F	A	TO	S	B	PTS
N 4	at Bowling Green		36:45	4-13	0-2	4-5	7	3	4	1	5	0	12
N 7	BLUE MOUNTAIN		25:56	2-7	1-1	2-4	6	1	4	0	2	0	7
N 11	WILLIAM CAREY		28:09	8-13	4-6	3-6	4	1	0	2	0	2	23
N 15	at Southeastern		28:47	3-9	1-3	7-7	5	3	2	3	0	1	14
N 23	vs. #18/17 Baylor		25:17	2-6	0-0	2-2	2	3	1	1	0	0	6
N 24	vs. Columbia	*	35:39	2-6	1-1	0-2	4	4	6	2	2	0	5
N 25	vs. Texas A&M	*	27:03	1-6	0-4	0-0	6	3	3	3	0	1	2
D 1	at UAB	*	38:05	8-18	1-4	7-8	6	4	2	1	2	1	24
D 5	MISS. VALLEY ST.	*	32:31	6-14	1-3	1-2	7	2	2	3	1	0	14
D 8	MEMPHIS	*	27:20	5-6	3-3	2-2	3	2	0	3	3	0	15
D 20	at Missouri State	DID NOT PLAY - INJURED											
D 29	at Georgia State	*	35:09	7-12	2-2	3-4	4	1	3	4	0	0	19
J 2	OLD DOMINION	*	37:31	2-9	1-4	0-0	5	4	3	2	1	1	5
J 4	APP STATE	*	33:19	5-9	1-4	2-5	6	4	1	3	3	0	13
J 9	at ULM	*	33:41	5-13	3-7	3-3	0	4	3	2	1	0	16
J 11	at Louisiana	*	26:08	3-7	3-4	4-4	1	5	2	4	0	0	13
J 16	ULM	*	39:11	3-10	0-4	2-2	6	1	4	3	1	0	8
J 18	SOUTH ALABAMA												
J 23	at James Madison												
J 25	at Marshall												
J 30	TEXAS STATE												
F 1	TROY												
F 5	GA. SOUTHERN												
F 8	OHIO												
F 12	at Arkansas State												
F 15	at Troy												
F 19	at South Alabama												
F 22	at Texas State												
F 26	ARKANSAS STATE												
F 28	LOUISIANA												

Season	GP-GS	MIN	AVG	FG-A	%	3P-A	%	FT-A	%	O	D	T	AVG	PF-FO	A	TO	B	S	PTS	AVG
2021-22	24-10	348	14.5	41-124	.331	12-45	.267	40-55	.727	20	28	48	2.0	34-0	34	36	5	17	134	5.6
2022-23	33-23	875	26.5	77-216	.356	32-106	.302	78-96	.813	13	65	78	2.4	66-0	44	55	4	40	264	8.0
At GAST	57-33	1,223	21.5	118-340	.347	44-151	.291	118-151	.781	33	93	126	2.2	100-0	78	91	9	57	398	7.0
2023-24	34-7	692	20.4	44-137	.321	14-52	.269	29-54	.537	26	75	101	3.0	69-3	53	43	5	36	131	3.9
2024-25	16-11	511	31.9	66-158	.418	22-52	.423	42-56	.750	23	49	72	4.5	45-1	40	35	4	23	196	12.3
At USM	50-18	1203	24.1	110-295	.373	36-104	.346	71-110	.645	49	124	173	3.5	114-4	93	78	9	59	327	6.5
Total	107-51	2425	22.7	228-635	.359	80-255	.314	189-261	.724	82	217	299	2.8	214-4	171	169	18	116	725	6.8



Je'Mya EVANS

The Evans File

Position.....Forward
 Height.....6-0
 Class.....Junior
 Experience.....Junior College
 Hometown.....Gulfport, Miss.
 High School.....Harrison Central HS (Gulfport, Miss.)
 Previous School.....Mississippi Gulf Coast CC (2022-23, 2023-24)

Season Statistics

PPG	RPG	APG	STL	BLK	FG%	3P%	FT%	MPG
5.8	3.9	0.5	6	2	.466	-	.571	17.3

Sun Belt Statistics

PPG	RPG	APG	STL	BLK	FG%	3P%	FT%	MPG
4.7	2.7	0.5	3	0	.462	-	.571	16.6

Miscellaneous	2020-21	2021-22	2022-23	2023-24	2024-25	Total
Double-Figure Scoring	-	-	(1)	(17)	4	4
20+ Points	-	-	(0)	(6)		0
10+ Rebounds	-	-	(1)	(5)	1	1
5+ Assists	-	-	(0)	(0)		0
3+ Steals	-	-	(0)	(4)		0
3+ Blocks	-	-	(1)	(0)		0
Double-Doubles	-	-	(0)	(5)	1	1
Triple-Doubles	-	-	(0)	(0)		0
Led Team in Scoring	-	-	(0)	(8)	1	1
Led Team in Rebounds	-	-	(2)	(7)	2	2
Led Team in Assists	-	-	(0)	(0)		0
Led Team in Steals	-	-	(0)	(5)	1	1
Led Team in Blocks	-	-	(3)	(5)	2	2

In Summation: Earned two letters at Mississippi Gulf Coast Community College (Perkinston, Miss.) ... Named to All-NJCAA Region 23 Team after averaging 12.8 points and 6.5 board per game ... Also named to All-MACCC Team ... Helped Gulf Coast win the 2024 region title - their first since 1977 - with a 23-5 overall and 13-1 MACCC record ... Made 38 starts in 51 games in her two seasons ... Prepped at Harrison Central High School (Lyman, Miss.) ... Advanced to the MHSAA 6A Final Four and earned Second Team Sun Herald All-South Mississippi honors ... Lost her mother, Mary Lakeisha Ann Williamson to gun violence while in high school in 2021 ... Raising her son, Ja'Mir, while continuing her basketball career.

2024-25 Notables: Will be the primary relief for Melyia Grayson in the paint ... Her experience as a power forward will help her play at the four and five this season ... Played 11 minutes in her Division I debut at Bowling Green (Nov. 4), scoring six and serving as an effective reliever for Melyia Grayson in the post ... Took over against Blue Mountain Christian (Nov. 7), pulling down 17 rebounds, including 10 on the offensive glass, to record the Lady Eagles' first double-double of the year ... First start of her Division I career against Baylor (Nov. 23), playing nearly 34 minutes and scoring a Division I-high 12 points ... Double-figures once again vs. Texas A&M (Nov. 25) ... Returned to the starting lineup on Jan. 4 against Old Dominion

CAREER HIGHS

PTS	REB	AST	STL
12	17	1	1
11/23/24 vs. BU	11/7/24 BMC	9x, last 1/11/25	6x, last 1/4/25
BLK	FGM	FGA	MIN
1	5	11	33:44
3x, last 12/01/24	2x, last 1/16/25	11/7/24 BMC	11/23/24 vs. BU
3PM	3PA	FTM	FTA
-	-	3	5
-	-	2x, last 12/29/24	11/7/24 BMC

SEASON HIGHS

PTS	REB	AST	STL
12	17	1	1
11/23/24 vs. BU	11/7/24 BMC	9x, last 1/11/25	6x, last 1/4/25
BLK	FGM	FGA	MIN
1	5	11	33:44
3x, last 12/01/24	2x, last 1/16/25	11/7/24 BMC	11/23/24 vs. BU
3PM	3PA	FTM	FTA
-	-	3	5
-	-	2x, last 12/29/24	11/7/24 BMC

	OPPONENT	GS	MIN	FG	3P	FT	R	F	A	TO	S	B	PTS
N 4	at Bowling Green		11:06	2-5	0-0	2-2	5	1	0	1	1	0	6
N 7	BLUE MOUNTAIN		26:40	4-11	0-0	3-5	17	3	0	0	0	1	11
N 11	WILLIAM CAREY		15:50	2-4	0-0	2-2	3	4	1	4	0	1	6
N 15	at Southeastern		13:09	1-2	0-0	0-0	6	1	1	1	0	0	2
N 23	vs. #18/17 Baylor	*	33:44	5-7	0-0	2-3	0	1	1	1	1	0	12
N 24	vs. Columbia		6:50	0-0	0-0	0-0	0	3	0	2	0	0	0
N 25	vs. Texas A&M		21:32	4-10	0-0	2-3	3	4	0	1	0	0	10
D 1	at UAB		22:28	3-5	0-0	0-4	6	0	1	1	1	0	6
D 5	MISS. VALLEY ST.		13:45	3-8	0-0	1-2	5	1	1	0	0	0	7
D 8	MEMPHIS		12:13	3-5	0-0	0-0	2	3	1	1	0	0	6
D 20	at Missouri State		18:17	2-5	0-0	0-0	4	3	0	1	0	0	4
D 29	at Georgia State		17:28	1-3	0-0	3-4	4	1	1	1	1	0	5
J 2	OLD DOMINION		22:48	4-10	0-0	1-2	1	3	0	1	1	0	9
J 4	APP STATE	*	17:20	0-5	0-0	0-0	3	2	1	2	1	0	0
J 9	at ULM		4:55	0-0	0-0	0-0	0	0	0	0	0	0	0
J 11	at Louisiana		18:38	2-2	0-0	0-0	6	1	1	3	0	0	4
J 16	ULM		18:12	5-6	0-0	0-1	2	0	0	0	0	0	10
J 18	SOUTH ALABAMA												
J 23	at James Madison												
J 25	at Marshall												
J 30	TEXAS STATE												
F 1	TROY												
F 5	GA. SOUTHERN												
F 8	OHIO												
F 12	at Arkansas State												
F 15	at Troy												
F 19	at South Alabama												
F 22	at Texas State												
F 26	ARKANSAS STATE												
F 28	LOUISIANA												

Season	GP-GS	MIN	AVG	FG-A	%	3P-A	%	FT-A	%	O	D	T	AVG	PF-FO	A	TO	B	S	PTS	AVG
2022-23	23-10	375	16.3	32-90	.356	0-2	.000	13-23	.565	44	52	96	4.2	52-1	3	32	9	7	77	3.3
2023-24	28-28	791	28.3	159-332	.479	1-2	.500	39-74	.527	60	122	182	6.5	80-3	20	60	8	22	358	12.8
At MGCCC	51-38	1,166	22.9	191-422	.453	1-4	.250	52-97	.536	104	174	278	5.5	132-4	23	92	17	29	435	8.5
2024-25	17-2	295	17.3	41-88	.466	0-0	.000	16-28	.571	36	31	67	3.9	31-0	9	20	2	6	98	5.8
At USM	17-2	295	17.3	41-88	.466	0-0	.000	16-28	.571	36	31	67	3.9	31-0	9	20	2	6	98	5.8
DI Total	17-2	295	17.3	41-88	.466	0-0	.000	16-28	.571	36	31	67	3.9	31-0	9	20	2	6	98	5.8



Ava SHIELDS

The Shields File

Position.....Guard
 Height.....5-11
 Class.....Freshman
 Experience.....High School
 Hometown.....Hammond, La.
 High School.....Albany HS (Albany, La.)

Season Statistics

PPG	RPG	APG	STL	BLK	FG%	3P%	FT%	MPG
1.7	0.1	0.0	0	0	.364	.264	-	5.4

Sun Belt Statistics

PPG	RPG	APG	STL	BLK	FG%	3P%	FT%	MPG
0.0	0.0	0.0	0	0	-	-	-	2.7

Miscellaneous	2020-21	2021-22	2022-23	2023-24	2024-25	Total
Double-Figure Scoring	-	-	-	-	-	0
20+ Points	-	-	-	-	-	0
10+ Rebounds	-	-	-	-	-	0
5+ Assists	-	-	-	-	-	0
3+ Steals	-	-	-	-	-	0
3+ Blocks	-	-	-	-	-	0
Double-Doubles	-	-	-	-	-	0
Triple-Doubles	-	-	-	-	-	0
Led Team in Scoring	-	-	-	-	-	0
Led Team in Rebounds	-	-	-	-	-	0
Led Team in Assists	-	-	-	-	-	0
Led Team in Steals	-	-	-	-	-	0
Led Team in Blocks	-	-	-	-	-	0

In Summation: Walk-On from Albany High School outside Hammond, La. ... Top scoring option for the Albany Lady Hornets over the last two seasons ... Averaged 15.8, 10.6 rebounds and 3.2 assists per game as a senior to earn LSWA Class 3A Second Team honors ... Won back-to-back district titles thanks to a 56-11 overall record ... Also helped Albany to a fourth overall seed in the 2024 Division II Non-select Tournament ... Grandmother, Karen Hoyt, works as the assistant executive director for the Louisiana High School Athletic Association covering the sports of basketball, softball and volleyball.

2024-25 Notables: Tore her meniscus a few weeks before the start of the season ... Underwent surgery on Oct. 24 to repair the tear ... Returned from injury against William Carey (Nov. 11), playing nearly 12 minutes and hitting her first career field goal ... Suffered practice injury in her knee, causing her to miss some time ... Able to practice but taking her return slowly

CAREER HIGHS

PTS	REB	AST	STL
6	1	-	-
11/24/24 vs. CU	11/25/24 vs. TAMU	-	-
BLK	FGM	FGA	MIN
-	2	5	11:38
-	11/24/24 vs. CU	11/11/24 WCU	11/11/24 WCU
3PM	3PA	FTM	FTA
2	5	-	-
11/24/24 vs. CU	11/11/24 WCU	-	-

SEASON HIGHS

PTS	REB	AST	STL
6	1	-	-
11/24/24 vs. CU	11/25/24 vs. TAMU	-	-
BLK	FGM	FGA	MIN
-	2	5	11:38
-	11/24/24 vs. CU	11/11/24 WCU	11/11/24 WCU
3PM	3PA	FTM	FTA
2	5	-	-
11/24/24 vs. CU	11/11/24 WCU	-	-

	OPPONENT	GS	MIN	FG	3P	FT	R	F	A	TO	S	B	PTS
N 4	at Bowling Green			DID NOT PLAY - INJURED									
N 7	BLUE MOUNTAIN			DID NOT PLAY - INJURED									
N 11	WILLIAM CAREY		11:38	1-5	1-5	0-0	0	1	0	0	0	0	3
N 15	at Southeastern		0:41	0-0	0-0	0-0	0	0	0	0	0	0	0
N 23	vs. #18/17 Baylor		3:51	1-1	1-1	0-0	0	0	0	0	0	0	3
N 24	vs. Columbia		7:23	2-3	2-3	0-0	0	0	0	0	0	0	6
N 25	vs. Texas A&M		4:41	0-1	0-1	0-0	1	1	0	0	0	0	0
D 1	at UAB		6:33	0-1	0-1	0-0	0	0	0	0	0	0	0
D 5	MISS. VALLEY ST.			DID NOT PLAY - COACHING DECISION									
D 8	MEMPHIS			DID NOT PLAY - COACHING DECISION									
D 20	at Missouri State			DID NOT PLAY - INJURED									
D 29	at Georgia State			DID NOT PLAY - INJURED									
J 2	OLD DOMINION			DID NOT PLAY - INJURED									
J 4	APP STATE			DID NOT PLAY - INJURED									
J 9	at ULM			DID NOT PLAY - INJURED									
J 11	at Louisiana			DID NOT PLAY - INJURED									
J 16	ULM		2:44	0-0	0-0	0-0	0	0	0	0	0	0	0
J 18	SOUTH ALABAMA												
J 23	at James Madison												
J 25	at Marshall												
J 30	TEXAS STATE												
F 1	TROY												
F 5	GA. SOUTHERN												
F 8	OHIO												
F 12	at Arkansas State												
F 15	at Troy												
F 19	at South Alabama												
F 22	at Texas State												
F 26	ARKANSAS STATE												
F 28	LOUISIANA												

Season	GP-GS	MIN	AVG	FG-A	%	3P-A	%	FT-A	%	O	D	T	AVG	PF-FO	A	TO	B	S	PTS	AVG
2024-25	7-0	38	5.4	4-11	.364	4-11	.364	0-0	.000	0	1	1	0.1	2-0	0	0	0	0	12	1.7
Total	7-0	38	5.4	4-11	.364	4-11	.364	0-0	.000	0	1	1	0.1	2-0	0	0	0	0	12	1.7



Mikaylah MANLEY

The Manley File	
Position.....	Guard
Height.....	5-8
Class.....	Sophomore
Experience.....	1L (2023-24)
Hometown.....	Lake Charles, La.
High School.....	Barbe HS (Lake Charles, La.)

Season Statistics								
PPG	RPG	APG	STL	BLK	FG%	3P%	FT%	MPG
5.9	2.9	1.5	8	2	.440	.333	.655	18.1

Sun Belt Statistics								
PPG	RPG	APG	STL	BLK	FG%	3P%	FT%	MPG
6.8	3.7	1.7	3	1	.375	1.000	.714	23.6

Miscellaneous	2020-21	2021-22	2022-23	2023-24	2024-25	Total
Double-Figure Scoring	-	-	-	0	2	2
20+ Points	-	-	-	0	0	0
10+ Rebounds	-	-	-	0	1	1
5+ Assists	-	-	-	0	0	0
3+ Steals	-	-	-	0	0	0
3+ Blocks	-	-	-	0	0	0
Double-Doubles	-	-	-	0	0	0
Triple-Doubles	-	-	-	0	0	0
Led Team in Scoring	-	-	-	0	2	2
Led Team in Rebounds	-	-	-	0	0	0
Led Team in Assists	-	-	-	0	1	1
Led Team in Steals	-	-	-	0	1	1
Led Team in Blocks	-	-	-	0	2	2

In Summation: Played in 15 games last season as a freshman, becoming a key piece of the Lady Eagle bench ... Earned four letters in high school - three at Barbe High School (Lake Charles, La.) and one at Stratford High School (Houston, Texas) ... Freshman, junior and senior seasons at Barbe, playing sophomore year in Houston due to Hurricane Laura's impact on Lake Charles ... Averaged 18.6 points and 11.3 rebounds per game in four years as a high school starter ... Originally committed to ULM before flipping to Southern Miss.

2024-25 Notables: One of five returners from last season and the non-starter ... Expected to make a big jump in production after one full year in the program ... Will play primarily in relief of starting guards as a key piece of the Lady Eagles bench depth ... Made her first career start at Bowling Green (Nov. 4) ... Did not score, but played effective minutes for the Lady Eagles with three boards in 11 minutes ... Turned in a career performance against Blue Mountain Christian (Nov. 7), scoring more points in the game (17) than she did all last season (12) ... Finished 7-of-11 from the floor in 29 minutes, both career-bests, while collecting three assists and a steal ... Played well against Memphis (Dec. 8) off the bench, scoring nine with a career-high six rebounds ... Also recorded her first career block against the Tigers ... Provided a spark off the bench at ULM (Jan. 9), scoring five and grabbing 10 rebounds ... Also led the team with four assists and two steals on 27:36 of floor time.

CAREER HIGHS

PTS	REB	AST	STL
17	10	4	2
11/7/24	1/9/25	2x, last	1/9/25
BMC	at ULM	1/9/25	at ULM
BLK	FGM	FGA	MIN
1	7	11	35:11
2x, last	11/7/24	3x, last	1/11/25
1/9/25	BMC	1/11/25	at UL
3PM	3PA	FTM	FTA
1	1	5	6
1/16/25	5x, last	1/11/25	1/11/25
ULM	1/16/25	at UL	at UL

SEASON HIGHS

PTS	REB	AST	STL
17	10	4	2
11/7/24	1/9/25	2x, last	1/9/25
BMC	at ULM	1/9/25	at ULM
BLK	FGM	FGA	MIN
1	7	11	35:11
2x, last	11/7/24	3x, last	1/11/25
1/9/25	BMC	1/11/25	at UL
3PM	3PA	FTM	FTA
1	1	5	6
1/16/25	3x, last	1/11/25	1/11/25
ULM	1/16/25	at UL	at UL

	OPPONENT	GS	MIN	FG	3P	FT	R	F	A	TO	S	B	PTS
N 4	at Bowling Green	*	11:17	0-1	0-0	0-0	3	3	0	3	0	0	0
N 7	BLUE MOUNTAIN	*	28:31	7-11	0-0	3-4	2	1	3	3	1	0	17
N 11	WILLIAM CAREY	*	19:03	1-5	0-1	0-1	5	2	4	4	0	0	2
N 15	at Southeastern	*	18:07	1-6	0-0	3-4	2	0	1	3	0	0	5
N 23	vs. #18/17 Baylor		16:45	1-3	0-1	1-2	3	1	0	0	1	0	3
N 24	vs. Columbia		3:07	0-0	0-0	0-0	1	1	2	0	0	0	0
N 25	vs. Texas A&M		6:49	1-1	0-0	0-0	0	0	1	0	0	0	2
D 1	at UAB	DID NOT PLAY - COACHING DECISION											
D 5	MISS. VALLEY ST.		15:04	3-4	0-0	1-2	2	2	1	1	1	0	7
D 8	MEMPHIS		16:53	4-6	0-0	1-2	6	0	2	0	1	1	9
D 20	at Missouri State		12:30	4-7	0-0	0-0	0	2	0	0	1	0	8
D 29	at Georgia State		4:02	0-0	0-0	0-0	1	0	1	1	0	0	0
J 2	OLD DOMINION		22:23	2-4	0-0	0-0	3	2	1	0	0	0	4
J 4	APP STATE		28:22	3-11	0-0	3-4	1	3	2	1	1	0	9
J 9	at ULM		27:36	2-8	0-0	1-2	10	3	4	3	2	1	5
J 11	at Louisiana		35:11	5-11	0-0	5-6	4	4	1	4	0	0	15
J 16	ULM		23:59	3-6	1-1	1-2	3	3	1	0	0	0	8
J 18	SOUTH ALABAMA												
J 23	at James Madison												
J 25	at Marshall												
J 30	TEXAS STATE												
F 1	TROY												
F 5	GA. SOUTHERN												
F 8	OHIO												
F 12	at Arkansas State												
F 15	at Troy												
F 19	at South Alabama												
F 22	at Texas State												
F 26	ARKANSAS STATE												
F 28	LOUISIANA												

Season	GP-GS	MIN	AVG	FG-A	%	3P-A	%	FT-A	%	O	D	T	AVG	PF-FO	A	TO	B	S	PTS	AVG
2023-24	15-0	75	5.0	5-15	.333	0-3	.000	2-2	1.000	2	9	11	0.7	6-0	4	2	0	2	12	0.8
2024-25	16-4	290	18.1	37-84	.440	1-3	.333	19-29	.655	14	32	46	2.9	27-0	24	23	2	8	94	5.9
Total	31-4	364	11.8	42-99	.424	1-6	.167	21-31	.677	16	41	57	1.8	33-0	28	25	2	10	106	3.4



Whitney HART

The Hart File

Position..... Center
 Height..... 6-3
 Class..... Freshman
 Experience..... High School
 Hometown..... Baton Rouge, La.
 High School..... Liberty Magnet HS (Baton Rouge, La.)

Season Statistics

PPG RPG APG STL BLK FG% 3P% FT% MPG

Sun Belt Statistics

PPG RPG APG STL BLK FG% 3P% FT% MPG

Miscellaneous	2020-21	2021-22	2022-23	2023-24	2024-25	Total
Double-Figure Scoring	-	-	-	-	-	0
20+ Points	-	-	-	-	-	0
10+ Rebounds	-	-	-	-	-	0
5+ Assists	-	-	-	-	-	0
3+ Steals	-	-	-	-	-	0
3+ Blocks	-	-	-	-	-	0
Double-Doubles	-	-	-	-	-	0
Triple-Doubles	-	-	-	-	-	0
Led Team in Scoring	-	-	-	-	-	0
Led Team in Rebounds	-	-	-	-	-	0
Led Team in Assists	-	-	-	-	-	0
Led Team in Steals	-	-	-	-	-	0
Led Team in Blocks	-	-	-	-	-	0

In Summation: Fourth-ranked prospect in Louisiana's 2024 class ... Four-year letterwinner at Liberty Magnet High School (Baton Rouge, La.) ... Led the Lady Patriots to the LHSAA Division I Select 'Marsh Madness' Final Four in Hammond, falling to eventual champion John Curtis Christian ... Named All-Baton Rouge Metro MVP, LWSA Class 5A All-State First Team, All-LHSAA Tournament Team, First Team All-District and the Female Basketball Player of the Year by the Advocate ... Played in LHSAA All-Star Game after averaging 18 points, 12 rebounds and 3 assists per game.

2024-25 Notables: Suffered preseason ACL tear and is expected to miss the season due to injury


CAREER HIGHS

PTS	REB	AST	STL	PTS	REB	AST	STL
-	-	-	-	-	-	-	-
BLK	FGM	FGA	MIN	BLK	FGM	FGA	MIN
-	-	-	-	-	-	-	-
3PM	3PA	FTM	FTA	3PM	3PA	FTM	FTA
-	-	-	-	-	-	-	-

SEASON HIGHS

	OPPONENT	GS	MIN	FG	3P	FT	R	F	A	TO	S	B	PTS
N 4	at Bowling Green												DID NOT PLAY - INJURED
N 7	BLUE MOUNTAIN												DID NOT PLAY - INJURED
N 11	WILLIAM CAREY												DID NOT PLAY - INJURED
N 15	at Southeastern												DID NOT PLAY - INJURED
N 23	vs. #18/17 Baylor												DID NOT PLAY - INJURED
N 24	vs. Columbia												DID NOT PLAY - INJURED
N 25	vs. Texas A&M												DID NOT PLAY - INJURED
D 1	at UAB												DID NOT PLAY - INJURED
D 5	MISS. VALLEY ST.												DID NOT PLAY - INJURED
D 8	MEMPHIS												DID NOT PLAY - INJURED
D 20	at Missouri State												DID NOT PLAY - INJURED
D 29	at Georgia State												DID NOT PLAY - INJURED
J 2	OLD DOMINION												DID NOT PLAY - INJURED
J 4	APP STATE												DID NOT PLAY - INJURED
J 9	at ULM												DID NOT PLAY - INJURED
J 11	at Louisiana												DID NOT PLAY - INJURED
J 16	ULM												DID NOT PLAY - INJURED
J 18	SOUTH ALABAMA												
J 23	at James Madison												
J 25	at Marshall												
J 30	TEXAS STATE												
F 1	TROY												
F 5	GA. SOUTHERN												
F 8	OHIO												
F 12	at Arkansas State												
F 15	at Troy												
F 19	at South Alabama												
F 22	at Texas State												
F 26	ARKANSAS STATE												
F 28	LOUISIANA												

Season	GP-GS	MIN	AVG	FG-A	%	3P-A	%	FT-A	%	O	D	T	AVG	PF-FO	A	TO	B	S	PTS	AVG
2024-25	0-0																			
Total	0-0																			



Melyia GRAYSON

The Grayson File	
Position.....	Center
Height.....	6-3
Class.....	COVID-Senior/Fifth Year
Experience.....	4L (2020-21, 2021-22, 2022-23, 2023-24)
Hometown.....	Hattiesburg, Miss.
High School.....	Hattiesburg HS

Season Statistics								
PPG	RPG	APG	STL	BLK	FG%	3P%	FT%	MPG
14.5	7.3	0.5	8	18	.536	.455	.791	24.0

Sun Belt Statistics								
PPG	RPG	APG	STL	BLK	FG%	3P%	FT%	MPG
14.5	8.5	0.7	1	9	.493	.500	.929	25.1

Miscellaneous	2020-21	2021-22	2022-23	2023-24	2024-25	Total
Double-Figure Scoring	10	19	19	26	12	86
20+ Points	1	4	3	3	2	13
10+ Rebounds	2	7	5	12	4	30
5+ Assists	0	0	0	0		0
3+ Steals	1	0	0	2		3
3+ Blocks	3	2	1	5	3	14
Double-Doubles	1	6	3	11	3	24
Triple-Doubles	0	0	0	0		0
Led Team in Scoring	3	7	5	9	9	33
Led Team in Rebounds	7	11	10	16	11	55
Led Team in Assists	1	0	1	0		2
Led Team in Steals	1	2	3	6	1	13
Led Team in Blocks	10	20	9	21	8	68

In Summation: One of a few fifth-year players in Division I to suit up for the same program in all five seasons ... Enjoyed a career year last season and joined the 1,000-point club ... The only player in program history to score 1,000 points, grab 500 rebounds and block 100 shots ... First Hattiesburg native to sign under McNelis ... Ninth-most double-doubles in program history as well as eighth-most rebounds ... Named to Preseason All-Sun Belt Conference Second Team ahead of the 2024-25 season.

2024-25 Notables: The linchpin of the Lady Eagles, Southern Miss' season will go as Grayson does ... The fifth-year center is playing her fifth and final season in her hometown for Coach McNelis and looks to cap off what is already one of the program's best careers ... Started the 60th consecutive game of her career at Bowling Green (Nov. 4) ... Dropped 24 points in 30 minutes while collecting three blocks and five rebounds ... Scored 16 against Blue Mountain Christian (Nov. 7) on just 11 minutes on the floor ... Collected 13 boards against William Carey ... First double-double of the season at Southeastern ... Four-game streak with double-figures ended at UAB, finishing with eight points ... Recorded her second double-double of the season against Memphis (Dec. 8) with a 16-point, 12-rebound performance ... Potentially the best game of her career, tying her career-high of 32 points on a new high of 15-of-25 from the floor in 35 minutes on the floor.

CAREER HIGHS

PTS	REB	AST	STL
32	19	3	3
2x, last 1/9/25	1/18/24 Ga. State	6x, last 12/5/24	2x, last 2/3/24
BLK	FGM	FGA	MIN
6	15	25	38:01
1/17/22	1/9/25 at ULM	1/9/25 at ULM	2/24/23 at UL
3PM	3PA	FTM	FTA
2	2	7	10
11/25/24 vs. TAMU	4x, last 1/2/25	2x, last 1/4/25	2/5/22 FAU

SEASON HIGHS

PTS	REB	AST	STL
32	14	3	1
1/9/25 at ULM	2x, last 1/9/25	12/5/24 MVSU	8x, last 1/16/24
BLK	FGM	FGA	MIN
5	15	25	35:05
1/16/25 ULM	1/9/25 at ULM	1/9/25 at ULM	1/9/25 at ULM
3PM	3PA	FTM	FTA
2	2	7	8
11/25/24 vs. TAMU	4x, last 1/2/25	1/4/25 APP STATE	1/4/25 APP STATE

	OPPONENT	GS	MIN	FG	3P	FT	R	F	A	TO	S	B	PTS
N 4	at Bowling Green	*	29:39	9-15	0-2	6-6	5	5	1	3	1	3	24
N 7	BLUE MOUNTAIN	*	11:21	6-7	0-0	4-4	5	3	0	3	1	0	16
N 11	WILLIAM CAREY	*	25:47	4-8	0-0	0-0	13	2	0	4	1	0	8
N 15	at Southeastern	*	31:22	9-14	0-0	1-3	14	4	0	4	0	2	19
N 23	vs. #18/17 Baylor	*	17:04	6-12	0-0	0-0	1	5	0	0	0	2	12
N 24	vs. Columbia	*	21:41	8-14	0-0	2-5	7	4	0	1	0	0	18
N 25	vs. Texas A&M	*	25:38	5-8	2-2	2-2	1	2	0	0	0	0	14
D 1	at UAB	*	24:16	3-7	0-0	2-2	5	5	1	6	1	1	8
D 5	MISS. VALLEY ST.	*	26:15	9-17	1-2	0-1	3	2	3	2	1	0	19
D 8	MEMPHIS	*	28:25	7-14	0-0	2-4	12	4	0	1	1	0	16
D 20	at Missouri State	*	16:40	2-5	0-1	2-2	7	4	0	6	1	1	6
D 29	at Georgia State	*	22:15	3-6	0-0	2-2	8	5	0	2	0	3	8
J 2	OLD DOMINION	*	18:34	5-9	1-2	0-0	6	3	1	3	0	1	11
J 4	APP STATE	*	27:15	3-8	0-0	7-8	6	4	2	3	0	0	13
J 9	at ULM	*	35:05	15-25	0-0	2-2	14	2	0	2	0	0	32
J 11	at Louisiana	*	25:27	6-12	1-1	2-2	8	4	0	5	0	0	15
J 16	ULM	*	21:48	4-13	0-1	0-0	9	4	1	5	1	5	8
J 18	SOUTH ALABAMA												
J 23	at James Madison												
J 25	at Marshall												
J 30	TEXAS STATE												
F 1	TROY												
F 5	GA. SOUTHERN												
F 8	OHIO												
F 12	at Arkansas State												
F 15	at Troy												
F 19	at South Alabama												
F 22	at Texas State												
F 26	ARKANSAS STATE												
F 28	LOUISIANA												

Season	GP-GS	MIN	AVG	FG-A	%	3P-A	%	FT-A	%	O	D	T	AVG	PF-FO	A	TO	B	S	PTS	AVG
2020-21	17-3	338	19.9	63-116	.543	0-0	.000	22-45	.489	44	55	99	5.8	56-1	13	36	20	11	148	8.7
2021-22	28-26	547	19.5	129-243	.531	0-0	.000	43-71	.606	74	87	161	5.8	78-3	19	55	37	10	301	10.8
2022-23	27-26	683	25.3	135-247	.547	0-0	.000	46-69	.667	68	114	182	6.7	83-1	17	69	16	15	316	11.7
2023-24	34-34	903	26.6	177-328	.540	0-0	.000	76-103	.738	124	160	284	8.4	95-5	29	95	40	23	430	12.6
2024-25	17-17	409	24.0	104-194	.536	5-11	.455	34-43	.791	32	92	124	7.3	62-4	9	50	18	8	247	14.5
Total	123-106	2880	23.4	608-1128	.539	5-11	.455	221-331	.668	342	508	850	6.9	374-14	87	305	131	67	1442	11.7



0

Micah Cooper // Freshman // Guard // 5-11 // Carrollton, Texas // Hebron HS												
GP-GS	PPG	RPG	A	TO	B	S	PF-FO	FG%	3P%	FT%	MPG	
2024-25	16-3	2.8	1.7	19	12	1	4	19-0	.392	.000	.667	10.7
Sun Belt	6-3	3.0	2.3	8	5	0	2	9-0	.400	-	1.000	13.1
CAREER	16-3	2.8	1.7	19	12	1	4	19-0	.392	.000	.667	10.7

Cooper's Notables: Freshman signee from Hebron HS ... 13.3 ppg/3.3 rpg even after tearing ACL as a junior ... Led Hawks to the UIL Class 6A Regional Semifinal ... Won 100 games in her high school career.



3

Jacorriah Bracey // Graduate Student // Guard // 5-9 // Drew, Miss. / Ole Miss												
GP-GS	PPG	RPG	A	TO	B	S	PF-FO	FG%	3P%	FT%	MPG	
2024-25	0-0	-	-	-	-	-	-	-	-	-	-	
Sun Belt	0-0	-	-	-	-	-	-	-	-	-	-	
CAREER	110-57	6.7	3.9	107	220	4	94	151-2	.380	.283	.756	21.0


Bracey's Notables: Third-year Lady Eagle ... Played two seasons at Ole Miss (2020-21, 2021-22) ... Five-star recruit with 96 overall grade by ESPN ... No. 48 National recruit, No. 1 in Miss.



5

Bre Sutton // Senior // Guard // 5-9 // New Orleans, La. // Arkansas State												
GP-GS	PPG	RPG	A	TO	B	S	PF-FO	FG%	3P%	FT%	MPG	
2024-25	13-13	8.2	5.5	45	47	1	34	32-2	.424	.375	.396	27.6
Sun Belt	2-2	3.0	4.0	5	7	0	4	2-0	.400	1.000	.167	20.0
CAREER	73-44	7.2	3.6	214	249	5	133	170-6	.335	.208	.593	23.8


Sutton's Notables: Transfer from Arkansas State ... Played two seasons at ULM (2021-23) ... Injured last season, playing in only six games ... Reunited with former ULM HC Brooks Donald Williams



8

Jaime Gallatly // Freshman // Forward // 6-1 // Maffra, Australia // Melbourne Tigers												
GP-GS	PPG	RPG	A	TO	B	S	PF-FO	FG%	3P%	FT%	MPG	
2024-25	7-0	0.0	0.6	1	0	0	1	3-0	.000	.000	-	3.4
Sun Belt	2-0	0.0	0.0	1	0	0	0	0-0	-	-	-	1.4
CAREER	7-0	0.0	0.6	1	0	0	1	3-0	.000	.000	-	3.4


Gallatly's Notables: Arrives from Maffra, Australia ... First Aussie Lady Eagle since 2011 ... Member of NBL1's Melbourne Tigers ... Played in NBL1 South Conference playoffs



10

Samantha Shanks // Junior // Guard // 5-8 // Webbers Falls, Okla. // Connors State College												
GP-GS	PPG	RPG	A	TO	B	S	PF-FO	FG%	3P%	FT%	MPG	
2024-25	15-1	1.6	1.3	14	17	0	10	12-0	.273	.182	.500	12.2
Sun Belt	6-0	1.0	1.2	2	10	0	3	5-0	.222	.222	-	8.8
CAREER	15-1	1.6	1.3	14	17	0	10	12-0	.273	.182	.500	12.2


Shanks' Notables: Stat sheet superstar ... 63 starts in two seasons at Connors State ... 9.9 ppg, 8.2 rpg, 6.5 app, 1.8 spg ... Second in NJCAA last year with 7.1 appg ... 2.0 A/TO Ratio ... 20 double-doubles at CSC



11

Trinity Rowe // Freshman // Guard // 5-5 // Pikeville, Ky. // Pikeville HS												
GP-GS	PPG	RPG	A	TO	B	S	PF-FO	FG%	3P%	FT%	MPG	
2024-25	17-17	7.7	2.5	50	50	0	15	28-1	.421	.392	.667	33.9
Sun Belt	6-6	9.2	2.2	18	17	0	6	12-0	.422	.382	.667	37.7
CAREER	17-17	7.7	2.5	50	50	0	15	28-1	.421	.392	.667	33.9

Rowe's Notables: 2024 Miss Kentucky Basketball ... Ky. state recordholder for assists with over 1,000 ... No. 1 recruit in Ky. ... March 21 is 'Trinity Rowe Day' ... Played in Ky.-Ind. All-Star Game



12

Morgan Sieper // Sophomore // Guard // 6-0 // Tampa, Fla. // H.B. Plant HS												
GP-GS	PPG	RPG	A	TO	B	S	PF-FO	FG%	3P%	FT%	MPG	
2024-25	17-17	9.4	3.1	50	31	5	16	37-0	.343	.255	.750	32.0
Sun Belt	6-6	9.8	2.5	16	9	1	9	16-0	.375	.268	-	33.4
CAREER	51-42	6.6	2.9	88	75	20	40	82-0	.338	.273	.818	28.2

Sieper's Notables: Lethal three-point shooter ... Four-year letterwinner at H.B. Plant HS ... Prepped alongside Nyla Jean for two seasons ... Class 2021 7A FHSSA State Champion.



14

Nyla Jean // Senior // Guard // 5-6 // Tampa, Fla. // Georgia State												
GP-GS	PPG	RPG	A	TO	B	S	PF-FO	FG%	3P%	FT%	MPG	
2024-25	16-11	12.3	4.5	40	35	4	23	45-1	.418	.423	.750	31.9
Sun Belt	6-6	12.3	3.7	16	18	1	6	19-1	.417	.400	.778	34.2
CAREER	107-51	6.8	2.8	171	169	18	116	214-4	.359	.314	.724	22.7


Jean's Notables: Second-year Lady Eagle ... Two seasons at Georgia State (2021-22, 2022-23) ... Prepped at H.B. Plant HS (Tampa) with Morgan Sieper ... 2021 FHSSA 7A State Champion



20

Je'Mya Evans // Junior // Forward // 6-0 // Gulfport, Miss. / Mississippi Gulf Coast CC												
GP-GS	PPG	RPG	A	TO	B	S	PF-FO	FG%	3P%	FT%	MPG	
2024-25	17-2	5.8	3.9	9	20	2	6	31-0	.466	-	.571	17.3
Sun Belt	6-1	4.7	2.7	3	7	0	3	7-0	.462	-	.571	16.6
CAREER	17-2	5.8	3.9	9	20	2	6	31-0	.466	-	.571	17.3


Evans' Notables: 2024 All-NJCAA Region 23 and All-MACCC selection ... Led MGCCC to first region title since 1977 ... Averaged 12.8 points and 6.5 boards per game ... Led Harrison Central to Final Four in 2022



23

Ava Shields // Freshman // Guard // 5-11 // Hammond, La. // Albany HS												
GP-GS	PPG	RPG	A	TO	B	S	PF-FO	FG%	3P%	FT%	MPG	
2024-25	7-0	1.7	0.1	0	0	0	0	2-0	.364	.364	.000	5.4
Sun Belt	1-0	0.0	0.0	0	0	0	0	0-0	-	-	-	2.7
CAREER	7-0	1.7	0.1	0	0	0	0	2-0	.364	.364	.000	5.4


Shields' Notables: Back-to-back district champ at Albany HS ... Second Team LSWA Class 3A ... 56-11 record over last two seasons ... Averaged 15.8, 10.6 and 3.2 points/rebounds/assists as a senior



24

Mikaylah Manley // Sophomore // Guard // 5-8 // Lake Charles, La. // Barbe HS												
GP-GS	PPG	RPG	A	TO	B	S	PF-FO	FG%	3P%	FT%	MPG	
2024-25	16-4	5.9	2.9	24	23	2	8	27-0	.440	.333	.655	18.1
Sun Belt	6-0	6.8	3.7	10	9	1	3	15-0	.375	1.000	.714	23.6
CAREER	31-4	3.4	1.8	28	25	2	10	33-0	.424	.167	.677	11.8


Manley's Notables: Four-time All-District, 3x at Barbe HS, 1x at Stratford (Houston) ... LHSAA First Team All-State 2022-23 ... Three-star recruit by Premier Basketball Report



35

Whitney Hart // Freshman // Center // 6-3 // Baton Rouge, La. // Liberty Magnet HS												
GP-GS	PPG	RPG	A	TO	B	S	PF-FO	FG%	3P%	FT%	MPG	
2024-25	0-0	-	-	-	-	-	-	-	-	-	-	
Sun Belt	0-0	-	-	-	-	-	-	-	-	-	-	
CAREER	0-0	-	-	-	-	-	-	-	-	-	-	

Hart's Notables: No. 4 recruit in La. ... All-Baton Rouge Metro MVP ... First Team All-State and All-District ... Louisiana Female Basketball Player of the Year ... Tore ACL and expected to miss entire season



45

Melyia Grayson // Fifth Year // Center // 6-3 // Hattiesburg, Miss. // Hattiesburg HS												
GP-GS	PPG	RPG	A	TO	B	S	PF-FO	FG%	3P%	FT%	MPG	
2024-25	17-17	14.5	7.3	9	50	18	8	62-4	.536	.455	.791	24.0
Sun Belt	6-6	14.5	8.5	4	20	9	1	22-1	.493	.500	.929	25.1
CAREER	123-106	11.7	6.9	87	305	131	67	374-14	.539	.455	.668	23.4

Grayson's Notables: 2020-21 C-USA Freshman of the Year ... 2021-22 All-C-USA ... 2023-24 All-SBC ... First Lady Eagle from Hattiesburg to sign under Coach McNelis.