

Southern Miss

2016-17 Basketball Almanac





Quick Facts

Table of Contents

General Information		Conference USA	
Media Information	2	Conference USA	
Media Outlets	3	Standings	45
IMG College	3	Conference USA Awards	45
		Conference USA	
Season Outlook		Composite Schedule	92
Preview	4		
Roster	5	History and Records	
Schedule	5	Team Records	47
Photo Roster	6	Game Records	48
		Season Records	49
Student-Athlete Profiles		Career Records	50
Raheem Watts	7	1,000-Point Club	51-52
Cortez Edwards	8	Individual/	
Robert Thomas III	9	Team Records	53
Christian Clark	10		
Khari Price	11-12	Individual Records	
Michael Ramey	13	Scoring	54-56
Tim Rowe	14	Rebounding	57
Eddie Davis	15	Field Goals	57
Kevin Holland	16	Three-Point Field Goals	58
Quinton Campbell	17	Free Throws	58
D'Angelo Richardson	18	Assists	59
Josh Conley	18	Steals	59
Bilal Abdur-Rahim	19	Blocks	59
Anfernee Hampton	19	Games	59
Clay Weatherspoon	20	The Last Time	60
Dominic Magee	21	Class Records	61-62
Tyree Griffin	22	Reed Green Coliseum	63
		Reed Green Coliseum	
Coaching Staff		Records	64
Doc Sadler	23-25	Seasonal Leaders	65-66
Chris Croft	26	Year-By-Year Results	67
Marques Townsend	27	Basketball Tradition	68
Clarence Weatherspoon	28	Legends Club	69-71
Kyle Roane	29	All-Time	
Support Staff	30	Head Coaches	71
		M-Club Hall of Fame	72
Season In Review		All-Time	
Overall Statistics	31	Letterwinners	73-74
Results	32	All-Time Results	75-80
Game-By-Game		All-Time Honors	81-82
Comparison	33	Golden Eagles	
Points-Rebounds-Assists	34	in the Pros	83
Game-By-Game Highs	35	All-Time	
Game Highs	36	Series Records	84-85
Box Scores	37-44	Series Records	86-92

Call Us Southern Miss

The Southern Miss Department of Athletics and its 16 NCAA Division I sports programs respectfully request that only Southern Miss be used in all references. Please refrain from using Southern Mississippi, So. Miss., So. Mississippi and the acronym USM. Also, please refer to us as the Southern Miss Golden Eagles or Golden Eagles for short.

Correct Usage: Southern Miss
Don't Use: So. Miss., So. Mississippi

General

School:..... University of Southern Mississippi
Preferred Name:..... Southern Miss
Location:..... Hattiesburg, Miss.
Founded:..... 1910
Enrollment:..... 14,845
Nickname:..... Golden Eagles
School Colors:..... Black and Gold
Arena:..... Reed Green Coliseum
Capacity:..... 8,095
Affiliation:..... NCAA Division I
Conference:..... Conference USA
President:..... Dr. Rodney Bennett
Alma Mater:..... Middle Tennessee, 1990
Athletics Director:..... Bill McGillis
Alma Mater:..... St. Thomas, 1984
Faculty Athletic Representative:..... Dr. Dennis Phillips
Alma Mater:..... Pacific Lutheran, 1973
Athletic Department Phone:..... (601) 266-5017
Ticket Office Phone:..... (601) 266-5418

Digital / Social Media:

Official Website:..... www.SouthernMiss.com
Facebook:..... Southern Miss Athletics
Instagram:..... Southern Miss Athletics
Pinterest:..... USM Golden Eagles
YouTube:..... Southern Miss Sports
FanCred:..... To The Top
Twitter (General Athletics):..... @USMGoldenEagles
Twitter (Men's Basketball):..... @SouthernMissMBB

Media Relations

Assistant AD / Communications:..... Jack Duggan
Director (MBB Contact):..... David Cohen
Office Phone:..... (601) 266-6240
Cell Phone:..... (817) 739-6585
Email:..... david.cohen@usm.edu
Twitter:..... @DavidECohen_
Mailing Address:..... 118 College Drive, #5161
Hattiesburg, MS 39406-0001
Overnight Address:..... 2609 West 4th St.
Hattiesburg, MS 39401
Press Row Phone:..... (601) 266-5428

Radio Information

Network:..... Southern Miss Sports Network
from IMG College
Radio Station:..... WXHR-FM, 104.5 (Hattiesburg)
Radio Contact:..... John Cox
Address:..... 118 College Drive, #5161
Hattiesburg, MS 39406
Office Phone:..... (601) 266-5017
Play-by-play Announcer:..... John Cox

Team Information

2015-16 Record:..... 8-21
Home / Away / Neutral:..... 6-9 / 2-12 / 0-0
Conference Record:..... 5-13
Home / Away / Neutral:..... 4-5 / 1-8 / 0-0
Conference Finish:..... 12th / 14
Final Rankings:..... N/A
Starters Returning / Lost:..... 3 / 2
Letterwinners Returning / Lost:..... 7 / 4
Newcomers:..... 7

Coaching Staff

Head Coach:..... Doc Sadler
Alma Mater:..... Arkansas, 1982
Southern Miss Record:..... 11-41 (2 seasons)*
Career Record:..... 160-148 (10 seasons)*
Assistant Coach:..... Chris Croft
Alma Mater:..... Southern Miss, 1995
Assistant Coach:..... Marques Townsend
Alma Mater:..... Kansas, 2014
Assistant Coach:..... Clarence Weatherspoon
Alma Mater:..... Southern Miss, 1993
Director of Basketball Operations:..... Kyle Roane
Alma Mater:..... Southern Miss, 1995
Athletic Trainer:..... Yuji Katsuta
Alma Mater:..... Fresno State, 2002
Strength & Conditioning:..... Michael Chatman
Alma Mater:..... Southeastern Louisiana, 2011
Administrative Assistant:..... Norma Burke
Basketball Office Phone:..... (601) 266-6355
Best Way to Reach:..... Through SID

History

First Season:..... 1912-13
Overall All-Time Record:..... 1,154-1,019
(97 seasons)
NCAA Tournament Appearances:..... 3
Years:..... 1990, 1991, 2012
NIT Appearances:..... 10
Years:..... 1981, 1986, 1987, 1988, 1994,
1995, 1998, 2001, 2013&, 2014&
CIT Appearances:..... 1
Years:..... 2010
Last Postseason Appearance:..... vs. Minnesota
Tournament:..... NIT
Date:..... March 25, 2014
Result:..... L, 73-81

***First six wins for Sadler vacated by NCAA
& 62 wins vacated from 2012-15**

Credits

Editor: David Cohen
Assistant Editor: Jack Duggan
Photography: Patrick Lowery, Southern Miss Athletics;
Southern Miss Photo Services; Southern Miss Archives;
The Hattiesburg American; The Clarion Ledger;
Steve Coleman; Bert King; Danny Rawls; Public
Relations Offices of NBA teams represented;
Edwin Williams; Ed Garner; Bobby McDuffie.
Layout/Design: Provations Group, Lexington, Ky.

The University of Southern Mississippi is an EEO/AA/Title V/
Title IX/Section 504/ADA/ADEA institution in the provision
of its education and employment programs and services.
Inquiries regarding compliance of these areas should be
directed to Rebecca Woodrick, 310 McLemore Hall -
Southern Miss Main Campus at (601) 266-6618.

The 2016-17 Southern Miss Men's Basketball Media
Almanac has been published by The University of
Southern Mississippi Department of Intercollegiate
Athletics, writing and design coordination by the Office of
Athletic Media Relations.



Media Information

Credentials

All credential requests for Southern Miss home games should be directed to David Cohen, Director of Communications, IN WRITING. Credentials will be issued on a priority basis with national publications, daily newspapers, wire services, originating radio and television networks, television tape crews, and student newspapers from Southern Miss and the visiting school receiving top priority.

Requests from weekly newspapers and radio stations that cover the Golden Eagles or the visiting team on a regular basis will also be honored on a space-available basis. Credentials for Internet sites will be granted to the official Southern Miss Athletics site, the visiting team's official Web site and the Conference USA's official Web site, as well as internet companies that run sports-related content websites only if the company in question meets both of the following criteria. The website in question must be directly affiliated with a traditional news service, agency or company and employ a full-time staff. Also, the individuals representing the website in question must be a legitimate sports/news reporter and must provide written authorization from their respective editor to illustrate that they are directly affiliated with a traditional news service, agency or company. A letter from anyone other than an editor will not be accepted. The Athletic Media Relations Office has the final authority on whether any individuals from any organization will be issued media credentials. Space also will be made available to professional scouts. We do not provide complimentary tickets to the media.

Space will also be made available to professional scouts. Spouses, dates, and nonworkers will not be

permitted in the working press area. Sorry, we do not provide complimentary tickets to the media.

We will no longer mail credentials once the season starts. All credentials not picked up at the Athletic Media Relations Office prior to game day will be at the press WILL CALL located at the tunnel on the southwest side of Green Coliseum. Media photography space is limited and credentials will be issued using the same priorities as for media credentials.

Southern Miss Press Row

The Golden Eagle basketball press row is located on the south side of Green Coliseum and is reached via the tunnel entrance located on the Coliseum's southwest side.

Media Parking

Parking is limited and passes will be issued on the same priority basis as for the working media credentials. Press parking is located in the Payne Center parking lot, east of Green Coliseum. Passes can be picked up will call at the east side Ticket Booth. Media members are asked to enter the Coliseum at the top of the ramp near the Ticket Office.

Road Game Credentials

Media members covering Southern Miss may make road game credential requests either through the home team or the Southern Miss Athletic Media Relations Office.

Telephone

Individual service should be requested directly through iTech at (601) 266-4000. Use the Athletic Media Relations

Office as a campus contact for location purposes. Several telephones are available on press row for local and credit card and collect long distance calls. The main press row number at Green Coliseum is (601) 266-5428.

Services

The Southern Miss Athletic Media Relations Office will provide game programs, notes, updated scores of other games, and cumulative stats prior to the game, and play-by-play will be available at halftime and the end of the game. Complete booklets which include play-by-play, stats (team and individual), and coaches quotes will be available as soon as possible after the game. Pregame food and soft drinks are available. Fax services are available.

SouthernMiss.com

Notes, releases, statistics and other pertinent information are available on Southern Miss' official Web site, SouthernMiss.com. Because of easy access to information on the site, releases will not be mailed. The official statistics will be available on the same day of home games and the day after road games.

Ticket Information

Tickets to all Southern Miss basketball games may be purchased through the Southern Miss Athletic Ticket Office. There are a variety of ticket purchase plans for both Eagle Club members and the general public. For more information regarding tickets to Southern Miss basketball, contact the ticket office at 601-266-5418.

Athletic Media Relations Office

The Southern Miss Athletic Media Relations Office is located on the second floor of the Athletic Center, which is located in the north end zone of M. M. Roberts Stadium. The Athletic Media Relations suite is located on the second floor in rooms 227-237.

Players

Please contact the Athletic Media Relations Office (601) 266-4503 at least one day in advance of the requested player interview. Players will return calls at a mutually acceptable time. Home telephone numbers will not be given out. Do not attempt to interview any player on the phone or in person without setting up the interview with the Athletic Media Relations Office. There will be no exceptions.

Coaches

With the start of fall practice and throughout the season, please arrange all interviews with coaches through the Athletic Media Relations Office. Head Coach Doc Sadler is normally available each non-game day afternoon for telephone interviews arranged in advance.

Practices

Media representatives are invited to attend practices at all times (unless prior notice of a closed practice is given).

Postgame

After home games, and following a closed meeting with the players, Coach Sadler will move to the media room for his postgame interview session. Following Coach Tyndall's meeting with the team, players requested for media interviews will be escorted to the postgame interview session.

The same format will be used for postgame interviews following road games, with the coach moving to whatever location is designated for visiting coaches. The players' locker room is closed following each game unless otherwise noted. The Athletic Media Relations Director of the visiting school will establish admittance policies to the visiting locker room.

WIRE SERVICE	Contacts	Phone	Fax	Web Site
The Associated Press (Jackson)	David Brandt	601-948-5897	601-948-7975	ap.org
NEWSPAPERS (state)	Contacts	Phone	Fax	Web Site
Hattiesburg American	Tracie Fowler (GM)	601-582-4321	601-583-8244	hattiesburgamerican.com
	Jason Munz (BW)	769-390-2034	601-583-8244	hattiesburgamerican.com
Sun Herald	Patrick Ochs (SE)	228-896-2100	601-961-7224	sunherald.com
Clarion Ledger	David Bean (SE)	601-961-7000	601-961-7224	clarionledger.com
Brookhaven Daily Leader	Anthony McDougle	601-833-6961	601-833-6714	dailyleader.com
McComb Enterprise-Journal	Josh Troy (SE)	601-684-2421	601-684-0836	enterprise-journal.com
Meridian Star	Tony Tsoukalas (SE)	601-693-1551	601-485-1275	meridianstar.com
Mississippi Press	Curtis Rockwell	228-934-1426	228-934-1454	gulflive.com
Natchez Democrat	Reed DeSalvo (SE)	601-445-3633	601-442-7315	natchezdemocrat.com
NE Mississippi Daily Journal	John Pitts	662-842-2611	662-842-2233	djournal.com
Picayune Item	Taylor Walsh	601-798-4766	601-798-8602	picayuneitem.com
Vicksburg Post	Ernest Bowker	601-636-4545	601-634-0897	vicksburgpost.com
Columbian Progress	Mark Rogers	601-736-2611	601-736-4507	columbianprogress.com
The Student Printz	Julius Kizzee	601-266-4267	601-266-4263	studentprintz.com
NEWSPAPERS (regional)	Contacts	Phone	Fax	Web Site
Mobile Press-Register	Randy Kennedy (SE)	251-219-5689	251-219-5797	al.com
New Orleans Times-Picayune	Marcus Carmouche (SE)	504-826-3405	504-826-3401	nola.com
TELEVISION	Contacts	Phone	Fax	Web Site
WDAM-TV (NBC/ABC-Hattiesburg)	Jonathan Marshall	601-450-8343	601-584-9302	wdam.com
WHLT-TV (CBS-Hattiesburg)	Jordan Crump	601-545-2077	601-545-3589	whlt.com
WHPM-TV (FOX-Hattiesburg)	Derek Pierce	601-602-3174		whpmtv.com
WLOX-TV (ABC-Biloxi)	A.J. Giardina	228-896-1313	228-385-1303	wlox.com
WAPT-TV (ABC-Jackson)	Ray Coleman	601-922-1652	601-922-1663	wapt.com
WJTV-TV (CBS-Jackson)	T.J. Werre	601-372-6311	601-372-6311	wjtv.com
WLBT-TV (ABC-Jackson)	Chris Hodginson	601-960-3333	601-960-4435	wlbt.com
WTOK-TV (ABC-Meridian)	Lindsey Hall	601-693-1441	601-483-3266	wtok.com
RADIO	Contacts	Phone	Fax	Web Site
Southern Miss IMG College Network	John Cox	601-266-5017	601-266-6529	southernmiss.com
WXRR-FM (104.5-Laurel/Hattiesburg)	Tom Colt	601-544-0095	601-545-8199	rock104fm.com
WKZW-FM (94.3-Laurel/Hattiesburg)		601-583-9494	601-545-8199	kz94.com
WXHB-FM (96.5-Hattiesburg)		601-268-2965	601-264-5733	wxhbfm.com
SuperTalk Mississippi (97.3-Hattiesburg)	Bob Ghatti	601-264-5185		supertalk.fm
WUSM-FM (88.5-Hattiesburg)		601-266-4287	601-266-4288	wusm.edu



Media Outlets

Southern Miss IMG Sports Network

John Cox

Director of Sports Broadcasting
"Voice of the Golden Eagles"

Veteran sportscaster John Cox, Director of Sports Broadcasting, is in his 39th season at the University of Southern Mississippi.

Among his many duties at Southern Miss, Cox handles the play-by-play broadcasts of Golden Eagle football, basketball and baseball. He also hosts the Southern Miss Sports Today television shows with Head Football Coach Todd Monken and Head Basketball Coach Doc Sadler, pregame radio shows and Golden Eagle Hotline radio call-in shows.

Prior to moving to the radio booth, Cox called the play-by-play on delayed telecasts of Southern Miss basketball from 1978 to 1981. In 1982, he handled the radio play-by-play duties for Golden Eagle football and switched back to the delayed television broadcasts of Southern Miss football for three years before assuming his current radio responsibilities.

In 1982, Cox began broadcasting Southern Miss baseball games and over the years, he also has handled broadcasts of Southern Miss women's basketball and has worked on the Fox Sports Net South and Comcast Sports Southeast (CSS) telecasts of Southern Miss baseball.

Six times he has been selected as Mississippi's Sportscaster of the Year, most recently in 2012.

A native of Middletown, Ohio, Cox received his bachelor's degree in radio, television and film from Southern Miss in 1978. He has two daughters, Joye, a graduate of Millsaps College, and Erin.

IMG College of Winston-Salem, N.C., a national leader in collegiate sports marketing, has served as the exclusive rights holder for Southern Miss Athletics since 2000 and will continue its partnership with Southern Miss through June of 2017.

The company maintains a staff and sales office at the Athletic Center on the Southern Miss campus and works closely with the Southern Miss athletics staff to develop, produce, and sell all sponsorship



sports • entertainment • media

and promotional activities surrounding Golden Eagle Athletics.

The sales team, which has enjoyed great success and was cited by the organization as having the highest percentage growth of its corporate sponsorship production of any of the athletic programs represented in the company in 2005, is headed by Jamie Martin, Assistant Vice President/General Manager, who has been with the IMG team since 2003 and who also was graduated at Southern Miss. In 2005, she was the recipient of the "President's Cup" as the outstanding sales representative in the company. Recently, Hunter White joined the staff as an Account Executive, succeeding Jeremy Ward who became (now-Senior) Account Executive in June of 2012. Broadcasts of Southern Miss athletics can be heard throughout the state of Mississippi and into parts of Louisiana, Alabama, Arkansas, and the Florida panhandle. The baseball program enjoyed unprecedented coverage in its 2009 postseason with its largest ever network, which included five stations during its College World Series run.

Partnered with Blakeney communications, WXRR-FM "Rock 104" (104.5) in Hattiesburg-Laurel, boasting a powerful 100,000 watt signal, will again serve as the flagship station for the network broadcasting football, basketball, and select baseball games. Another Blakeney Communications station, WXHB-FM (96.5), will be the home for both women's basketball and baseball.

In addition to producing the Southern Miss radio network, IMG markets the official Internet site (SouthernMiss.com), the weekly coaches' radio call-in show (Golden Eagle Hotline), coaches' television shows (Southern Miss Sports Today), venue signage, video board advertising, venue promotional opportunities, game programs, the official athletic newspaper (The Screamin' Eagle) and corporate hospitality. In addition, IMG made it possible for the purchase of a new state-of-the-art videoboard at M.M. Roberts Stadium, as well as a marquee on 4th Street by Green Coliseum.

IMG was founded in 1992 by current company president Ben Sutton and is the rights holder for more

than 200 other major collegiate athletics entities including several other schools in Conference USA.

Southern Miss Sports Today with Doc Sadler

Southern Miss Sports Today with Doc Sadler will air on commercial television stations throughout the state and on numerous cable systems. The 30-minute program, hosted by Coach Sadler and the "Voice of the Golden Eagles" John Cox, takes viewers inside Southern Miss basketball with interviews, game highlights and interesting features. In addition to airing on commercial stations throughout the state, the show also can be seen on the regional sports network Cox Sports Television, which airs in states throughout the Southeast.

The air dates for the show have not been announced yet.

The show can also be seen every Wednesday at www.SouthernMiss.com for free.

The show will also be broadcast on Cox Sports Television, which is available to over 1,500,000 viewers in Texas, Arkansas, Louisiana, and North and Central Florida.

Golden Eagle Hotline with Doc Sadler

Golden Eagle Hotline with Doc Sadler can be heard throughout Mississippi and in several adjacent states each Tuesday night from 7 - 8 p.m., live from Mugshots on the Southern Miss Sports Network from IMG College. Golden Eagle Hotline begins Tuesday, Dec. 2, and continues on the following dates: Dec. 9, Dec. 16, Jan. 6, Jan. 13, Jan. 20, Jan. 27, Feb. 3, Feb. 10, Feb. 17, Feb. 24 and Mar. 3.

SouthernMiss.com

The Official Web site of Golden Eagle Athletics

SouthernMiss.com is the official source for information about Golden Eagle athletics. The site, updated by the athletic media relations department, provides a plethora of information including schedules, game previews, box scores, game stories and cumulative statistics, online media guides, player diaries, player features, updates on former Golden Eagle athletes, photos and weekly game notes and releases.

It also provides information about how to purchase tickets, join the Eagle Club and links to other sites, as well as live play-by-play broadcasts of all Southern Miss football, men's and women's basketball, and baseball games.

The fans also can keep tabs on all the current photos and information about construction projects going on around the athletic department by looking on the site.

The Screamin' Eagle

The Official Newspaper
of Southern Miss Athletics

The Screamin' Eagle, in its ninth year of publication, is the official athletic department in-house publication designed to give its subscribers, mostly Eagle Club members, current information on all the happenings within the athletic department.

It is printed four times a year and provides colorful insight to the readers. Included in each issue are columns from the Director of Athletics, a compliance corner and news, notes and information from the Executive Director of the Eagle Club about its membership. Readers can also expect to find game reviews and statistics about each of Southern Miss' 16 sports.

Southern Miss IMG Sports Network

Flagship Station

Market	Station	Frequency	Power (Watts)
Hattiesburg	WXRR-FM	104.5	100,000


Affiliates

Market	Station	Frequency	Power (Watts)
Biloxi / Gulfport	TBD	—	—
Columbia	WFFF-FM	96.7	6,000
Greenville	WLTM-FM	94.9	5,000
Greenwood	WBZL-FM	103.3	5,000
Jackson	TBD	—	—
Lucedale	WRBE-AM *	1440	5,000
Lucedale	WRBE-FM *	106.9	6,000
McComb	WAKH-FM	105.7	100,000
Meridian	WMER-AM	1390	5,000
Meridian	WMER-FM	93.1	5,000

* - Selected Games | All affiliates are subject to change (as of July 31, 2016)



Season Outlook



It is the start of a new era for Southern Miss basketball.

Out are the two years of postseason bans and in are two new faces to the coaching staff that are near and dear to Golden Eagle hearts, Clarence Weatherspoon and Kyle Roane.

Weatherspoon is the program's second leading scorer of all-time and the last person in Southern Miss history to wear No. 35. "Spoon" was a first-round pick of the Sixers in 1992 and later that year competed in the Slam Dunk Competition. His iron-man qualities lasted 13 years in the NBA, and in August he was hired as an assistant coach at his alma mater.

Roane is the program's new director of basketball operations. He was an associate head coach during a highly successful run in the early 2000s, which included a 22-win season and 2001 NIT appearance. He has also had highly successful head coaching stints in the past at local high schools. Roane, who spent the last two years as an assistant at Southeastern Louisiana, takes the place of fellow 1995 Southern Miss graduate Chris Croft who is now an assistant coach.

The players are another story. Four of the team's top five scorers from last season return, as well as the team's best assist threat, Khari Price. The fifth-year senior had a strong start to his career at Dayton before finding his way to Hattiesburg, and he is also joined by seniors Raheem Watts, Michael Ramey and Quinton Campbell as seasoned veterans in the collegiate ranks.

While they will not be eligible to play the upcoming season due to NCAA transfer rules, Tyree Griffin and Dominic Magee will add extra speed and strength in practice to help prepare the team. Both were high school standouts in the New Orleans area, with Magee being ranked as high as No. 2 in the state and a four-star recruit nationally. Griffin became a starter at Oklahoma State as a sophomore in 2015-16 and had a career-high 12 assists inside Allen Fieldhouse against the Kansas Jayhawks.

Other notable newcomers include some NBA legacies. Clay Weatherspoon, son of Coach Clarence, joins the team as a freshman out of Ridgeland High School near Jackson, where his father was a volunteer coach. One of the team's junior college transfers, Bilal Abdur-Rahim, is the brother of NBA veteran and league executive Shareef.

The post will be something to watch with the Golden Eagles. Redshirt sophomore Eddie Davis looks to have his best season yet after injuries cut short the previous two. He averaged 9.4 points and 5.7 rebounds per game in the first nine contests last season. Tim Rowe, a 6-foot-11 sophomore who started four games his first year. Despite playing only 15 minutes a game, he led the team with 25 blocks. Both have also spoken very highly of the opportunistic Coach Weatherspoon has shown to them, learning from someone "who was a veteran NBA player that was in the post."

Naturally, the Golden Eagles did lose a few faces as well. Kourtlin Jackson and his team-high 14.5



points per game are gone, as are Keljia Blevins and his 24 starts. Jackson was the team's leading scorer in the final eight games, including 40 in the finale at Marshall.

The backcourt will still have a lot of opportunity for success. Campbell is expected to continue his versatility of being both tied for the team-lead in three-point attempts last season as well as coming into this year as the Golden Eagles' second-returning rebounder. Southern Miss also shattered the school records for three-point attempts and makes (257 of 721). Watts is another guy who fits the tall 3-4 build that Campbell has. Watts came on strong his first season in Hattiesburg and finished with 7.5 ppg. Ramey quietly had a productive season in 2015-16, shooting 38 percent from behind the arc and ready for an even better senior year. Golden Eagle fans will also be most excited to see what Price will do after having triple the assists of the next closest teammate and having the best returnee-scoring average on the team.

Another significant storyline is the return of Kevin Holland, who redshirted last year but has a large amount of faith from his coaches. He started 11 of the team's 29 games his freshman season and has added some extra build. Holland, a coach's son, has "made very good use of his time off," and will be someone to watch at the point.

Doc Sadler enters his third year at the helm. He had two successful years at UTEP a decade ago, including a year in C-USA, before moving onto Nebraska where he made the Huskers a postseason regular. Sadler often speaks of his gratitude for the Golden Eagle fans in their dedication and patience to the process as the program gets back to its glory days.

Southern Miss is also up against arguably its toughest schedule in quite some time, slated to play at least eight games against 2015-16 postseason teams. The non-conference stretch ends with a spot in the esteemed Diamond Head Classic in Honolulu, where the team begins play Dec. 22 versus San Diego State before facing either Stephen F. Austin or Tulsa in the second round. The third and final opponent, on Dec. 25, is TBD.

The Golden Eagles also play Mississippi State in Jackson the day before departing the mainland, which is the first matchup between the teams since the 2001 NIT and regular-season one since 1995.

Two other familiar foes for longtime Golden Eagle fans include Metro Conference rivals Tulane and Florida State.

The Green Wave journey to Hattiesburg on Dec. 10, with Southern Miss looking for its 14th win of the last 16 meetings in the series. The Golden Eagles' first road game of the season is a Nov. 15 contest at LSU.

It's truly a family affair for the Golden Eagles this coming season, and whether it's in the friendly confines of Reed Green Coliseum or along the Hawaiian sand, there will always be an entertainment aspect. The regular season begins Veterans Day and runs through March. The ultimate goal is a spot in the March Madness.





2016-17 Roster

No.	Name	Pos.	Ht.	Wt.	Cl.	Hometown / Previous School
0	Raheem Watts	F	6-7	216	SR	Greenville, S.C./Dodge City (Kan.) CC
1	Cortez Edwards	G	6-2	170	SO	Kissimmee, Fla./Osceola HS
2	D'Angelo Richardson	G	5-9	168	JR	Vicksburg, Miss./Holmes CC
3	Robert Thomas III	G	6-0	185	SO	Odessa, Texas/Permian HS
4	Christian Clark	G	6-0	175	RS FR	Hattiesburg, Miss./Mack Prep (N.C.) Academy
5	Khari Price	G	5-9	170	RS SR	Slidell, La./Dayton
10	Josh Conley	G	6-7	185	FR	Inglewood, Calif./LaGrange Sound Doctrine Academy (Ga.)
11	Michael Ramey	G	6-5	183	RS SR	Indianapolis, Ind./Seminole State College
12	Tim Rowe	F	6-11	220	SO	Lilburn, Ga./Mount Zion Prep
13	Bilal Abdur-Rahim	G	6-7	200	SO	Marietta, Ga./Colby (Kan.) CC
15	Eddie Davis III	F	6-7	248	RS SO	Las Vegas, Nev./Centennial HS
20	Kevin Holland	G	6-1	175	RS SO	Tuscaloosa, Ala./Paul W. Bryant HS
21	Anfernee Hampton	G	6-5	170	JR	Jackson, Miss./Miss. Gulf Coast CC
22	Quinton Campbell	G-F	6-7	192	RS SR	Wilmer, Ala./East Central (Miss.) CC
30	Clay Weatherspoon	G	6-2	195	FR	Jackson, Miss./Ridgeland HS
54	Dominic Magee	G	6-4	190	RS SO	Harvey, La./Grand Canyon
55	Tyree Griffin	G	5-10	165	JR	New Orleans, La./Oklahoma State

Coaching / Support Staff

Doc Sadler (Arkansas, 1982), Head Coach, Third Season
Chris Croft (Southern Miss, 1995), Assistant Coach, Third Season
Marques Townsend (Kansas, 2014), Assistant Coach, First Season
Clarence Weatherspoon (Southern Miss, 1993), Assistant Coach, First Season
Kyle Roane (Southern Miss, 1995), Director of Basketball Operations, First Season
Doug Compton (Texas Wesleyan, 2015), Video Coordinator, First Season
Tyler Schaul (Iowa State, 2016), Graduate Assistant, First Season
Jake Stoffers (Iowa State, 2015), Graduate Assistant, Second Season
Yuji Katsuta (Fresno State, 2002), Athletic Trainer, Seventh Season
Michael Chatman (Southeastern Louisiana, 2011), Strength and Conditioning, First Season

2016-17 Schedule

DATE	OPPONENT	LOCATION	TIME (CT)
Thurs., Nov. 3	Mississippi College #	Reed Green Coliseum	7 p.m.
Mon., Nov. 7	William Carey #	Reed Green Coliseum	7 p.m.
Fri., Nov. 11	Tougaloo	Reed Green Coliseum	7 p.m.
Tues., Nov. 15	at LSU	Baton Rouge, La.	7 p.m.
Fri., Nov. 18	Union (Tenn.)	Reed Green Coliseum	7 p.m.
Mon., Nov. 21	Alabama A&M	Reed Green Coliseum	7 p.m.
Wed., Nov. 30	South Alabama	Reed Green Coliseum	7 p.m.
Sun., Dec. 4	at Jackson State	Jackson, Miss.	3:30 p.m.
Tues., Dec. 6	at Florida State	Tallahassee, Fla.	6 p.m.
Sat., Dec. 10	Tulane	Reed Green Coliseum	TBA
Mon., Dec. 19	vs. Mississippi State	Jackson, Miss. (Miss. Coliseum)	8 p.m.
Thurs., Dec. 22	vs. San Diego State \$	Honolulu, Hawaii	6 p.m.
Fri., Dec. 23	vs. Tulsa/Stephen F. Austin \$	Honolulu, Hawaii	TBA
Sun., Dec. 25	TBD \$	Honolulu, Hawaii	TBA
Sun., Jan. 1	Louisiana Tech*	Reed Green Coliseum	TBA
Thurs., Jan. 5	UTSA*	Reed Green Coliseum	7 p.m.
Sat., Jan. 7	UTEP*	Reed Green Coliseum	4 p.m.
Thurs., Jan. 12	at Old Dominion*	Norfolk, Va.	6 p.m.
Sat., Jan. 14	at Charlotte*	Charlotte, N.C.	6 p.m.
Thurs., Jan. 19	North Texas*	Reed Green Coliseum	7 p.m.
Sat., Jan. 21	Rice*	Reed Green Coliseum	4 p.m.
Thurs., Jan. 26	at Middle Tennessee State*	Murfreesboro, Tenn.	6:30 p.m.
Sat., Jan. 28	at UAB*	Birmingham, Ala.	7 p.m.
Thurs., Feb. 2	Marshall*	Reed Green Coliseum	7 p.m.
Sat., Feb. 4	Western Kentucky*	Reed Green Coliseum	4 p.m.
Thurs., Feb. 9	at UTSA*	San Antonio, Texas	7 p.m.
Sat., Feb. 11	at UTEP*	El Paso, Texas	8 p.m.
Thurs., Feb. 16	FIU*	Reed Green Coliseum	7 p.m.
Sat., Feb. 18	Florida Atlantic*	Reed Green Coliseum	4 p.m.
Thurs., Feb. 23	at Rice*	Houston, Texas	7 p.m.
Sat., Feb. 25	at North Texas*	Denton, Texas	2 p.m.
Sat., March 4	at Louisiana Tech*	Ruston, La.	1 p.m.

Home games listed in BOLD and played at Reed Green Coliseum (8,095)

All times listed are CENTRAL and are subject to change | * - Denotes Conference USA game | # - Exhibition | \$ - Diamond Head Classic

Alphabetical Roster

Bilal Abdur-Rahim	13
Junior	Guard
Quinton Campbell	22
Senior (R)	Guard-Forward
Christian Clark	4
Freshman (R)	Guard
Josh Conley	10
Freshman	Guard
Eddie Davis III	15
Junior	Forward
Cortez Edwards	1
Sophomore	Guard
Tyree Griffin	55
Junior	Guard
Anfernee Hampton	21
Junior	Guard
Kevin Holland	20
Sophomore (R)	Guard
Dominic Magee	54
Sophomore (R)	Guard
Khari Price	5
Senior (R)	Guard
Michael Ramey	11
Senior (R)	Guard
D'Angelo Richardson	2
Junior	Guard
Tim Rowe	12
Sophomore	Forward
Robert Thomas III	3
Sophomore	Guard
Raheem Watts	0
Senior	Forward
Clay Weatherspoon	30
Freshman	Guard

Schedule Breakdown

Location

Home	14 games
Away	12 games
Neutral	4 games

Month

November	5 games
December	7 games
January	9 games
February	8 games
March	1 games

Day

Sunday	3 games
Monday	2 games
Tuesday	2 games
Wednesday	1 game
Thursday	9 games
Friday	3 games
Saturday	10 games

State

Alabama	1 game
Florida	1 game
Hawaii	3 games
Louisiana	1 game
Mississippi	16 games
North Carolina	1 game
Tennessee	1 game
Texas	4 games
Virginia	1 game

Time

Day Games	TBD
Night Games	TBD



2016-17 Photo Roster



Raheem Watts
F | 6-7 | 216 | Sr.
Greenville, S.C.




Cortez Edwards
G | 6-2 | 170 | So.
Kissimmee, Fla.



D'Angelo Richardson
G | 5-9 | 168 | Jr.
Vicksburg, Miss.



Robert Thomas III
G | 6-0 | 185 | So.
Odessa, Texas



Christian Clark
G | 6-0 | 175 | RFr.
Hattiesburg, Miss.



Khari Price
G | 5-9 | 170 | RSr.
Slidell, La.



Josh Conley
G | 6-7 | 185 | Fr.
Inglewood, Calif.



Michael Ramey
G | 6-5 | 183 | RSr.
Indianapolis, Ind.



Tim Rowe
F | 6-11 | 220 | So.
Lilburn, Ga.



Bilal Abdur-Rahim
G | 6-7 | 200 | So.
Marietta, Ga.



Eddie Davis III
F | 6-7 | 248 | RSo.
Las Vegas, Nev.



Kevin Holland
G | 6-1 | 175 | RSo.
Tuscaloosa, Ala.



Anfernee Hampton
G | 6-5 | 170 | Jr.
Jackson, Miss.



Quinton Campbell
G-F | 6-7 | 192 | RSr.
Wilmer, Ala.



Clay Weatherspoon
G | 6-2 | 195 | Fr.
Jackson, Miss.



Dominic Magee
G | 6-4 | 190 | RSo.
Harvey, La.



Tyree Griffin
G | 5-9 | 165 | Jr.
New Orleans, La.



Doc Sadler
Head Coach
Third Season



Chris Croft
Assistant Coach
Third Season



Marques Townsend
Assistant Coach
Second Season



Clarence Weatherspoon
Assistant Coach
First Season



Kyle Roane
Director of Operations
First Season



Meet the Golden Eagles



RAHEEM WATTS

#0

Forward // 6-7 // 216 // Senior

Greenville, S.C. // Dodge City (Kan.) Community College

Career Highs

Points	19
vs. UTSA, Jan. 30, 2016	
Field Goals	6
at Marshall, March 5, 2016	
Field Goals Attempted	9, three times
Last: at Rice, Feb. 6, 2016	
Three-Point Field Goals	4
vs. UTSA, Jan. 30, 2016	
Three-Point Field Goals Attempted	6
vs. UTSA, Jan. 30, 2016	
Free Throws	5, three times
Last: vs. North Texas, Feb. 27, 2016	
Free Throws Attempted	6
Last: vs. North Texas, Feb. 27, 2016	
Rebounds (Offensive)	7
vs. Jackson State, Nov. 17, 2015	
Rebounds (Defensive)	7
vs. UAB, Feb. 11, 2016	
Rebounds (Total)	9
vs. UAB, Feb. 11, 2016	
Assists	3
at Marshall, March 5, 2016	
Turnovers	5
at Marshall, March 5, 2016	
Blocks	1
at UTEP, Feb. 18, 2016	
Steals	3
vs. Southeastern Oklahoma, Dec. 29, 2015	
Minutes	43
vs. UAB, Feb. 11, 2016	

2015-16 (Junior): Started 23 of his 28 games played, averaging 7.5 points and 3.1 rebounds per game ... Second on the team with a 46 percent shooting percentage ... Posted four consecutive double-figure scoring games during conference play, beginning with a season-high 19 in the win over UTSA ... Also had a season-high nine rebounds during his 18-point game against UAB and had a 14-7 game in the finale at Marshall.

2014-15 (Sophomore, Dodge City CC): Concluded junior college career at Dodge City Community College in Dodge City, Kan. ... Played in 33 games, making 30 starts on the season ... Scored 291 points, going 105-for-232 (.453) from the floor ... Pulled down 144 rebounds on the season with 36 assists, 19 steals and 12 blocked shots.

2013-14 (Freshman, Jacksonville College): Began collegiate career at Jacksonville College in Jacksonville, Texas ... Played in 21 games, making 10 starts as a rookie ... Scored 191 points on 74-for-162 (.457) shooting ... Pulled down 78 rebounds, while dishing out 14 assists to go along with 14 steals and four blocked shots.

High School: Played forward at Greenville Senior High School in Greenville, S.C. ... Helped the Red Raiders to the State Semifinals as a sophomore ... Averaged a double-double as a junior and a senior, going for 15 points and 10 rebounds per game as a junior and 16 points and 10 boards per game as a senior ... Averaged seven points and nine rebounds per game as a sophomore and 10 points and eight boards as a freshman ... Also played football.

Personal: Full name Raheem Aiekeem Watts ... Son of Felicia O'neal ... Has one brother, Remale and three sisters, Angel, Cassidy and Catoria ... Uncle Vernon Maxwell played with the Houston Rockets ... Born on Aug. 13, 1994 in Greenville, S.C. ... Majoring in sport management.

2015-16 Game-By-Game Statistics

Opponent	Min	FG	3FG	FT	Reb	PF	A	TO	Bk	St	Pts
at Memphis*	7	0-2	0-1	0-0	3	0	1	3	0	0	0
Jackson State	22	4-8	0-1	5-6	5	2	0	2	0	0	13
William Carey	14	0-1	0-0	4-4	1	1	0	1	0	0	4
at Morehead State*	18	1-3	0-0	2-2	0	3	0	0	0	0	4
Alabama	18	2-8	0-2	0-0	6	2	0	1	0	0	4
North Dakota State	17	2-3	1-1	1-2	5	2	2	1	0	0	6
at South Alabama*	20	2-5	0-2	0-0	2	5	0	2	0	0	4
Georgia State*	14	0-1	0-0	2-2	3	2	0	1	0	0	2
at Tulane	20	0-4	0-1	0-0	2	3	1	0	0	0	0
Southeastern Oklahoma*	24	4-7	0-0	2-2	5	2	1	3	0	3	10
at Louisiana Tech*	21	5-6	0-0	0-0	2	5	0	3	0	1	10
Charlotte*	21	3-8	0-3	2-2	1	5	1	1	0	0	8
Old Dominion*	31	4-6	1-3	0-0	2	4	1	0	0	1	9
at Florida Atlantic*	22	2-6	0-2	0-0	3	4	0	3	0	1	4
at FIU*	20	3-7	1-3	1-2	1	5	0	0	0	0	8
Louisiana Tech*	28	1-7	0-3	0-0	3	4	2	0	0	0	2
UTEP*	22	3-9	2-4	0-0	3	3	1	0	0	1	8
UTSA*	25	5-7	4-6	5-6	4	5	0	1	0	0	19
at North Texas*	30	5-9	1-3	4-8	4	2	0	2	0	2	15
at Rice*	31	5-9	1-3	0-2	6	4	1	0	0	2	11
UAB*	43	6-8	3-4	3-4	9	4	0	2	1	1	18
Middle Tennessee*	25	2-6	0-2	0-0	0	4	0	1	0	0	4
at UTEP*	19	2-7	1-3	4-4	3	0	0	1	1	0	9
at UTSA*	20	2-5	1-1	1-2	2	3	1	2	0	0	6
Rice*	21	2-3	1-2	3-4	2	2	0	2	0	1	8
North Texas*	21	1-2	0-1	5-6	2	4	0	2	0	2	7
at WKU*	18	2-6	0-2	0-0	2	5	0	1	0	0	4
at Marshall*	28	6-8	1-3	1-2	7	5	3	3	0	0	14
Totals	22.1	74-161	18-56	45-60	3.1	90	15	38	2	15	7.5

Extras	Career
Double-Doubles	0
Triple-Doubles	0
Double Figure Scoring	8
Double Figure Rebounds	0
Double Figure Assists	0
Southern Miss Leader Scoring	0
Southern Miss Leader Rebounds	0
Southern Miss Leader Assists	6
Scoring 20+ Points	0
Scoring 30+ Points	0
3+ Three Pointers	2
5+ Assists	0
5+ Blocked Shots	0
5+ Steals	0



Meet the Golden Eagles



CORTEZ EDWARDS

#1

Guard // 6-2 // 170 // Sophomore
Kissimmee, Fla. // Osceola High School

Career Highs	
Points	8
vs. William Carey, Nov. 23, 2015	
Field Goals	3
at UTEP, Feb. 18, 2016	
Field Goals Attempted	7
vs. William Carey, Nov. 23, 2015	
Three-Point Field Goals	2
at FIU, Jan. 16, 2016	
Three-Point Field Goals Attempted	4
at Troy, Dec. 1, 2015	
Free Throws	2, five times
Last: at WKU, March 3, 2016	
Free Throws Attempted	2, six times
Last: at Marshall, March 5, 2016	
Rebounds (Offensive)	3
vs. William Carey, Nov. 23, 2015	
Rebounds (Defensive)	6
vs. William Carey, Nov. 23, 2015	
Rebounds (Total)	9
vs. William Carey, Nov. 23, 2015	
Assists	5, twice
at UTSA, Feb. 20, 2016	
Turnovers	4
at Morehead State, Nov. 28, 2015	
Blocks	1, three times
Last: at Marshall, March 5, 2016	
Steals	5
at UTEP, Feb. 18, 2016	
Minutes	27
at Tulane, Dec. 22, 2015	

2015-16 (Freshman): Played in every game and also started at Tulane ... Scored a career-high six points twice, both on the road (FAU, UTEP) ... Was perfect on free-throws until his last attempt of the year (91.7 percent) ... Sported 44 assists to just 27 turnovers, including five dishes each against William Carey and UTSA ... Also had four in the win over Old Dominion ... Committed no turnovers in the final eight games (119 minutes).

High School: Played guard at Osceola High School in Kissimmee, Fla. ... Helped the Kowboys to 61 victories in four seasons ... Led OHS to back-to-back Division Championships as a junior and senior ... Helped the Kowboys to a Regional Championship and a trip to the State Finals as a senior ... Named First Team All-District as a junior, while earning First Team All-State, All-District, All-Area, All-Region and All-Metro accolades as a senior ... Voted to the Fabe All-Star Team and the Great Florida Shootout All-Tournament team.

Personal: Full name is Cortez Lamar Edwards ... Son of Lekesa Simmons and Cortez Edwards ... Has two brothers, Torrance McMillin and Edtwain Blach, and one sister, Cortisa Edwards ... Born on May 1, 1997 in Kissimmee, Fla. ... Undeclared major.


2015-16 Game-by-Game Statistics

Opponent	Min	FG	3FG	FT	Reb	PF	A	TO	Bk	St	Pts
at Memphis	13	0-4	0-1	0-0	3	1	0	3	0	0	0
Jackson State	25	1-5	1-2	2-2	1	0	1	2	0	2	5
William Carey	23	3-7	0-3	2-2	9	0	5	2	0	1	8
at Morehead State	22	0-2	0-0	2-2	2	1	2	4	0	0	2
at Troy	21	0-6	0-4	0-0	3	2	2	3	1	0	0
Alabama	3	0-2	0-0	0-0	0	0	0	0	0	1	0
North Dakota State	6	0-1	0-0	0-0	0	0	0	1	0	0	0
at South Alabama	6	1-2	0-1	0-0	0	1	0	1	0	0	2
Georgia State	21	1-4	0-2	0-0	2	2	1	2	0	1	2
at Tulane*	27	2-4	1-3	0-0	2	1	2	1	1	0	5
Southeastern Oklahoma	12	1-1	0-0	0-0	1	1	2	1	0	1	2
at Louisiana Tech	13	1-3	0-1	0-0	1	1	1	1	0	0	2
Charlotte	6	1-3	0-1	0-0	1	0	0	0	0	1	2
Old Dominion	15	0-1	0-1	0-0	2	3	4	1	0	0	0
at Florida Atlantic	17	0-0	0-0	0-0	3	1	0	1	0	0	0
at FIU	15	2-5	2-3	0-0	4	1	2	0	0	1	6
Louisiana Tech	20	1-3	1-1	0-0	3	0	2	0	0	2	3
UTEP	12	0-1	0-0	0-0	0	0	3	1	0	0	0
UTSA	8	0-0	0-0	0-0	2	1	1	1	0	0	0
at North Texas	13	0-0	0-0	0-0	2	0	3	1	0	0	0
at Rice	14	0-1	0-1	0-0	0	1	1	1	0	0	0
UAB	8	0-0	0-0	0-0	0	1	1	0	0	0	0
Middle Tennessee	15	0-1	0-1	2-2	1	1	1	0	0	0	2
at UTEP	23	3-3	0-0	0-0	1	2	2	0	0	5	6
at UTSA	21	2-6	0-0	0-0	4	1	5	0	0	0	4
Rice	4	0-0	0-0	0-0	1	1	0	0	0	0	0
North Texas	7	0-1	0-1	0-0	1	0	0	0	0	0	0
at WKU	16	1-1	0-0	2-2	3	0	2	0	0	1	4
at Marshall	11	0-1	0-0	1-2	2	1	1	0	1	0	1
Totals	14.4	20-68	5-26	11-12	1.9	24	44	27	3	16	1.9

EXTRAS	CAREER
Double-Doubles	0
Triple-Doubles	0
Double Figure Scoring	0
Double Figure Rebounds	0
Double Figure Assists	0
Southern Miss Leader Scoring	0
Southern Miss Leader Rebounds	0
Southern Miss Leader Assists	x
Scoring 20+ Points	0
Scoring 30+ Points	0
3+ Three Pointers	0
5+ Assists	2
5+ Blocked Shots	0
5+ Steals	0



Meet the Golden Eagles



ROBERT THOMAS III

#3

Guard // 6-0 // 185 // Sophomore
Odessa, Texas // Permian High School

Career Highs

Points	13
at Morehead State, Nov. 28, 2015	
Field Goals	5
at Morehead State, Nov. 28, 2015	
Field Goals Attempted	9
vs. UTEP, Jan. 28, 2016	
Three-Point Field Goals	3
at Morehead State, Nov. 28, 2015	
Three-Point Field Goals Attempted	6
vs. UTEP, Jan. 28, 2016	
Free Throws	4, Three Times
Last: vs. UTEP, Jan. 28, 2016	
Free Throws Attempted	6
vs. UTEP, Jan. 28, 2016	
Rebounds (Offensive)	2
vs. UTEP, Jan. 28, 2016	
Rebounds (Defensive)	4
vs. UTEP, Jan. 28, 2016	
Rebounds (Total)	6
vs. UTEP, Jan. 28, 2016	
Assists	4
vs. UTEP, Jan. 28, 2016	
Turnovers	4
at Marshall, March 5, 2016	
Blocks	N/A
Steals	2
vs. Alabama, Dec. 4, 2015	
Minutes	25
at Morehead State, Nov. 28, 2015	

2015-16 (Freshman): Played in all 29 games ... Exploded for 13 points at Morehead State in his fourth collegiate game ... Showed up on an even bigger stage in the 71-58 win over UTEP, where he scored 12 points and posted a career-high six boards ... he also had four against Marshall in the finale ... Had 33 assists and 10 steals in his 13.4 minutes per game.

High School: Played point guard at Permian High School in Odessa Texas ... Started at point guard all four years for the Panthers ... Averaged 24 points a game as a senior ... Voted to the Texas Hall of Fame ... Honor student and member of the National Honor Society.

Personal: Full name is Robert Lewis Thomas III ... Son of Dessirre Berry and Robert Thomas Jr. ... Has two brothers, Daviontae and Deontrae, and one sister, R'Niya ... Cousins Jaquay Wilburn and Jorrior Wilson each played college athletics ... Born on March 4, 1997 in Odessa, Texas ... Majoring in pharmaceuticals.

2015-16 Game-By-Game Statistics

Opponent	Min	FG	3FG	FT	Reb	PF	A	TO	Bk	St	Pts
at Memphis	11	0-2	0-1	0-0	0	0	1	1	0	1	0
Jackson State	8	0-2	0-1	1-2	0	0	2	0	0	0	1
William Carey	19	1-5	1-5	0-0	0	4	0	1	0	0	3
at Morehead State	25	5-7	3-4	0-1	2	2	1	1	0	0	13
at Troy	20	3-4	2-2	0-0	3	0	1	0	0	1	8
Alabama	13	0-1	0-0	0-0	2	2	2	0	0	2	0
North Dakota State	7	0-0	0-0	0-0	0	0	1	2	0	0	0
at South Alabama	9	0-0	0-0	0-0	1	0	0	0	0	0	0
Georgia State	23	1-5	0-4	1-2	1	4	1	2	0	1	3
at Tulane	12	0-1	0-1	0-0	3	0	0	1	0	0	0
SE Oklahoma	13	0-0	0-0	0-0	0	1	2	2	0	1	0
at Louisiana Tech	17	1-3	1-2	1-2	2	1	2	3	0	0	4
Charlotte	6	1-1	1-1	0-0	0	1	1	1	0	0	3
Old Dominion	14	0-1	0-0	4-4	0	0	2	1	0	0	4
at Florida Atlantic	12	1-1	1-1	2-2	1	1	0	0	0	0	5
at FIU	19	2-2	1-1	4-5	3	2	4	2	0	1	9
Louisiana Tech	16	0-3	0-3	0-0	2	3	0	1	0	0	0
UTEP*	23	3-9	2-6	4-6	6	1	1	2	0	1	12
UTSA*	8	1-3	1-2	0-0	0	3	1	1	0	0	3
at North Texas	15	0-2	0-1	2-2	1	2	2	2	0	1	2
at Rice	12	0-2	0-2	0-0	0	1	0	2	0	0	0
UAB	5	0-1	0-0	0-0	0	0	1	0	0	0	0
Middle Tennessee	10	1-2	1-2	2-2	0	1	1	1	0	0	5
at UTEP	9	0-1	0-1	2-2	2	0	2	0	0	0	2
at UTSA	15	1-2	1-1	0-0	0	0	2	0	0	0	3
Rice	12	0-1	0-1	0-1	2	1	1	0	0	0	0
North Texas	6	0-0	0-0	0-0	0	1	0	0	0	0	0
at WKU	9	1-2	1-2	0-0	0	0	1	1	0	1	3
at Marshall	20	2-2	2-2	2-3	4	4	1	4	0	0	8
Totals	13.4	24-65	18-46	25-34	1.2	35	33	31	0	10	3.1

Extras	Career
Double-Doubles	0
Triple-Doubles	0
Double Figure Scoring	6
Double Figure Rebounds	0
Double Figure Assists	0
Southern Miss Leader Scoring	0
Southern Miss Leader Rebounds	0
Southern Miss Leader Assists	0
Scoring 20+ Points	0
Scoring 30+ Points	0
3+ Three Pointers	6
5+ Assists	0
5+ Blocked Shots	0
5+ Steals	0



Meet the Golden Eagles



CHRISTIAN CLARK

#4

Guard // 6-0 // 175 // RS Freshman

Hattiesburg, Miss. // Mack Prep (N.C.) Academy


2015-16 (Freshman): Redshirted his first year on campus.

High School: Played point guard and shooting guard at Hattiesburg High School in Hattiesburg, Miss. before finishing his career at Mack Prep Academy in Charlotte N.C. ... Helped the Tigers to 42 victories in three seasons ... Led HHS to the Division Championship as a sophomore and as a junior ... Amassed 330 points in prep career with 180 rebounds with 165 assists ... Voted Coca-Cola Classic All-Tournament Team and also Irontron Classic All-Tournament Team ... Honor student and member of the Student Government.

Personal: Full name is Christian Rashad Clark ... Son of Shalawn Clark ... Born on April 21, 1996 in Jackson, Miss. ... Majoring in sport management.



Meet the Golden Eagles



KHARI PRICE

#5

Guard // 5-9 // 170 // RS Senior
Slidell, La. // Dayton

Career Highs

Points	17
vs. IPFW, Nov. 9, 2013	
Field Goals	6
vs. IPFW, Nov. 9, 2013	
Field Goals Attempted	9, Three Times
Last: at Illinois State, Dec. 7, 2013	
Three-Point Field Goals	4, Two Times
Last: vs. Iona, Dec. 19, 2013	
Three-Point Field Goals Attempted	6,
Three Times at Fordham, Jan. 15, 2014	
Free Throws	5, Three Times
Last: vs. George Washington, Feb. 1, 2014	
Free Throws Attempted	7
vs. Saint Francis (Pa.)	
Rebounds (Offensive)	2
at Alabama, Dec. 15, 2012	
Rebounds (Defensive)	4
vs. Central Michigan, Dec. 14, 2013	
Rebounds (Total)	4, Three Times
vs. Stanford, Mar. 27, 2014	
Assists	5, Three Times
vs. UMass, Mar. 1, 2014	
Turnovers	4
vs. Colorado, Nov. 15, 2012	
Blocks	1, Four Times
Last: vs. Rhode Island, Feb. 12, 2014	
Steals	4, Two Times
vs. Saint Louis, Jan. 11, 2014	
Minutes	34
vs. Saint Joseph's, Mar. 14, 2014	

2015-16 (RS Junior): Started all 29 games for the Golden Eagles and averaged 9.6 points per game ... Had 14 double-digit scoring performances ... Knocked down a triple in the first 11 games of the year, and tied a career-high of 20 points and four three-pointers against Old Dominion ... Also posted 20 against Georgia State and William Carey ... Was perfect on 10 free-throw attempts versus UTEP ... dished out 11 and 12 assists against UTSA and UAB, respectively.

2014-15 (Junior): Sat out the season due to the NCAA Transfer Rules ... Did not compete during the season, taking a redshirt.

2013-14 (Sophomore, Dayton): Averaged 22.4 minutes, 6.2 points and 1.8 assists per game ... Connected on 88.3-percent (53-of-60) of his free throws while hitting 39.0-percent (46-of-118) from behind the arc, good for 11th in the Atlantic 10 ... Played 28 minutes, scoring a season-high 17 points in a the season-opener against IPFW ... Scored 14 points against Saint Francis (Pa.) (11/13) ... Dropped in 13 points versus Saint Francis (N.Y.) (11/16) ... Scored 15 points against Murray State (1/15) ... Twice tied a season-high with five assists.

2012-13 (Freshman, Dayton): Began collegiate career at Dayton ... Averaged 2.8 points and 1.4 assists in 18.3 minutes per game ... Earned Dayton's Best Defender Award ... Played in 24 games, missing seven games due to injuries ... Ranked third on the team with a .410 three-point percentage (16-of-39) and was also third in free throw percentage (.762, 16-of-21) ... Against Colorado (11/15), scored six points and had two steals ... Set season-highs with five assists and four steals versus Florida Atlantic (12/15) ... Tallied a season-high 10 points on 3-of-4 shooting against Butler (1/12) ... Scored seven points at Charlotte (2/27).

High School: Played at Salmen High School ... Averaged 18.2 points, 5.6 assists and 2.3 steals as a senior ... Led Salmen HS to a 27-6 record ... Helped the Spartans to the State Quarterfinals after winning the regional round of the state tournament ... Was named Second Team Class 4A All-Louisiana ... Shot 42-percent from the field and 74-percent from the line as a senior ... In 2011-12, was rated among the top 10 players in the state ... Had a combined 113-19 record during four-year varsity career ... In 2010-11, the Spartans finished 32-4 and lost in overtime in the State Semifinals ... Three-year starter and the sixth man on the 2009 Louisiana 4A State Champions ... As a junior, averaged 14.9 points a game.

Personal: Full name is Khari Price ... Son of LeNorris Price and Lisa Jones ... Has a sister, Cameron Jones ... Born on March 25, 1994 ... Majoring in interdisciplinary studies.

Continued Page 12

Extras	Career
Double-Doubles	0
Triple-Doubles	0
Double Figure Scoring	11
Double Figure Rebounds	0
Double Figure Assists	0
Southern Miss Leader Scoring	0
Southern Miss Leader Rebounds	0
Southern Miss Leader Assists	0
Scoring 20+ Points	0
Scoring 30+ Points	0
3+ Three Pointers	6
5+ Assists	3
5+ Blocked Shots	0
5+ Steals	0



Meet the Golden Eagles

Khari Price Continued from Page 11

2012-13 Game-By-Game Statistics (at Dayton)

Opponent	Min	FG	3FG	FT	Reb	PF	A	TO	Bk	St	Pts
vs. Colorado	14	2-3	2-2	0-0	3	0	0	4	0	2	6
vs. Boston College	24	0-2	0-1	0-0	1	4	2	0	0	0	0
vs. Auburn	21	0-1	0-1	2-2	1	1	3	1	0	0	2
Manhattan	11	0-1	0-1	0-0	0	2	0	2	0	1	0
Weber State	11	0-0	0-0	0-0	1	0	0	1	0	0	0
Northern Illinois	26	2-4	2-4	0-0	1	3	3	0	0	0	6
at Alabama	19	1-4	1-4	0-0	4	1	1	0	0	0	3
Miami	15	0-2	0-2	0-0	0	3	1	1	1	0	0
Florida Atlantic	26	0-3	0-1	3-4	2	4	5	1	0	4	3
Illinois State	26	1-5	1-3	0-0	2	3	2	0	0	1	3
Murray State	12	1-2	1-1	0-0	2	2	1	0	0	0	3
at USC	25	0-3	0-1	2-2	2	2	0	0	0	0	2
UAB	18	1-3	1-3	0-0	3	1	0	2	0	0	3
at VCU	15	2-2	2-2	1-2	1	1	2	3	0	0	7
Butler	25	3-4	2-3	2-2	1	1	1	0	0	0	10
at La Salle	21	0-2	0-2	0-0	2	2	2	2	1	0	0
Fordham	21	2-2	2-2	0-0	2	2	1	0	0	0	6
Duquesne	4	0-0	0-0	0-0	0	0	0	0	0	0	0
at Xavier	11	0-0	0-0	0-0	0	0	1	2	0	1	0
at Charlotte	16	2-2	2-2	1-3	1	2	1	0	0	0	7
Richmond	24	0-2	0-2	2-2	2	3	3	0	0	0	2
St. Bonaventure	20	0-1	0-1	2-2	2	2	2	0	0	1	2
at George Washington	18	0-2	0-1	1-2	3	0	2	1	0	0	1
vs. Butler	16	1-1	0-0	0-0	1	3	0	0	0	1	2
Totals	439	18-51	16-39	16-21	37	42	33	20	2	11	68

* – Indicates Game Started

2013-14 Game-By-Game Statistics (at Dayton)

Opponent	Min	FG	3FG	FT	Reb	PF	A	TO	Bk	St	Pts
IPFW *	28	6-9	4-5	1-2	0	4	1	1	0	1	17
St. Francis (Pa.) *	27	4-9	1-4	5-7	3	3	1	0	0	1	14
St. Francis (N.Y.) *	23	5-7	2-3	1-1	0	3	1	3	0	0	13
at Georgia Tech *	26	1-4	0-3	4-4	3	4	1	1	0	3	6
vs. Gonzaga *	26	3-7	3-5	2-3	2	4	1	1	0	1	11
vs. Baylor *	19	2-5	1-3	0-0	2	2	2	0	0	1	5
vs. California *	18	0-2	0-1	0-0	2	1	0	0	0	0	0
Delaware State *	18	0-2	0-1	0-0	1	2	0	0	0	0	0
at Illinois State *	20	4-9	2-5	0-0	1	2	1	0	0	3	10
Central Michigan *	23	3-5	3-5	0-0	4	1	3	1	0	2	9
Iona *	20	5-6	4-5	2-2	2	1	2	2	0	1	16
Southern Cal *	22	0-7	0-6	0-0	0	1	2	0	0	0	0
Murray State *	19	1-3	1-3	2-2	0	0	5	2	0	0	5
Winthrop *	21	4-6	3-4	0-0	2	1	1	0	0	0	11
at Ole Miss *	19	1-2	1-2	0-0	1	3	2	1	0	0	3
Saint Louis *	32	1-4	0-2	5-5	0	2	3	2	0	4	7
at Fordham *	23	4-8	3-6	4-4	2	3	3	1	0	0	15
at Richmond *	30	2-4	1-2	2-2	3	4	3	1	1	0	7
VCU *	23	2-3	1-1	0-0	1	2	1	3	0	0	5


at Rhode Island *	21	1-1	1-1	2-2	0	2	1	3	0	1	5
Saint Joseph's *	14	0-3	0-3	0-0	2	1	0	2	0	0	0
George Washington *	30	2-7	2-6	5-6	2	0	3	0	0	0	11
at George Mason *	21	1-2	1-2	2-2	0	4	1	0	0	1	5
at St. Bonaventure *	27	2-6	2-4	0-0	2	2	1	1	0	0	6
Rhode Island *	20	1-3	1-3	4-4	0	3	0	1	1	0	7
La Salle *	23	0-3	0-2	0-0	2	0	3	1	0	0	0
at Duquesne *	14	0-4	0-3	0-0	1	0	2	1	0	0	0
at St. Joseph's *	13	1-3	1-3	0-0	0	0	0	1	0	0	3
UMass *	27	2-6	2-4	4-6	3	4	5	2	0	1	10
at Saint Louis *	20	1-2	1-2	2-2	0	1	2	1	0	0	5
Richmond *	24	1-3	1-3	0-0	0	3	4	0	0	1	3
vs. Fordham *	21	0-3	0-2	4-4	3	2	3	1	0	0	4
vs. Saint Joseph's *	34	2-4	2-4	0-0	2	0	2	2	0	0	6
vs. Ohio State *	26	1-2	0-1	0-0	1	3	1	2	0	1	2
vs. Syracuse *	22	2-4	2-4	0-0	0	3	3	1	0	0	6
vs. Stanford *	19	0-4	0-3	2-2	4	3	2	2	0	2	2
vs. Florida *	16	0-2	0-2	0-0	1	4	0	1	0	0	0
Totals	829	65-164	46-118	53-60	52	78	66	41	2	24	229

2015-16 Game-By-Game Statistics

Opponent	Min	FG	3FG	FT	Reb	PF	A	TO	Bk	St	Pts
at Memphis*	22	1-6	1-3	0-0	4	2	3	1	0	1	3
Jackson State*	22	3-6	1-3	4-5	2	1	3	1	0	1	11
William Carey*	35	5-14	2-8	8-8	8	3	6	1	0	1	20
at Morehead State*	24	2-6	2-5	0-0	1	4	1	1	0	1	6
at Troy*	17	3-7	1-4	0-0	2	2	2	0	0	1	7
Alabama*	31	6-12	3-7	1-2	1	1	2	3	0	1	16
North Dakota State*	33	3-7	2-4	3-4	4	3	2	1	0	0	11
at South Alabama*	31	2-8	2-6	0-0	3	0	5	3	0	0	6
Georgia State*	34	7-12	3-6	3-3	10	3	4	3	0	0	20
at Tulane*	25	2-7	1-6	0-0	0	3	4	1	2	0	5
Southeastern Oklahoma*	20	3-7	1-3	0-0	2	3	5	0	1	0	7
at Louisiana Tech*	23	1-8	0-4	0-0	4	4	4	1	0	0	2
Charlotte*	34	5-6	1-1	1-1	2	3	7	1	0	1	12
Old Dominion*	28	6-12	4-8	4-6	2	2	4	2	1	0	20
at Florida Atlantic*	29	4-11	0-3	1-2	0	3	1	2	0	0	9
at FIU*	25	1-1	0-0	0-0	3	5	3	1	0	0	2
Louisiana Tech*	33	5-10	3-5	4-4	2	1	4	1	0	1	17
UTEP*	33	0-4	0-2	10-10	3	1	2	4	0	2	10
UTSA*	35	2-5	1-4	7-8	6	0	11	4	0	2	12
at North Texas*	39	3-8	3-7	0-0	0	4	2	4	0	1	9
at Rice*	35	4-9	1-3	1-2	6	2	8	1	0	2	10
UAB*	46	5-12	2-7	2-2	4	4	12	5	0	3	14
Middle Tennessee*	30	2-9	0-2	2-2	4	3	4	4	0	1	6
at UTEP*	31	5-10	2-4	2-3	4	4	5	2	0	2	14
at UTSA*	26	3-8	2-5	0-0	3	2	4	1	0	0	8
Rice*	36	3-6	1-2	5-6	2	3	7	3	0	3	12
North Texas*	34	2-4	1-2	2-4	6	3	8	3	0	6	7
at WKU*	33	1-4	0-1	0-0	1	1	4	2	1	2	2
at Marshall*	25	0-0	0-0	0-0	2	5	4	5	0	1	0
Totals	29.6	89-219	40-115	60-72	3.1	75	131	61	5	33	9.6



Meet the Golden Eagles



MICHAEL RAMEY

#11

Guard // 6-5 // 183 // RS Senior

Indianapolis, Ind. // Seminole State (Okla.) College

Career Highs

Points	15
vs. William Carey, Nov. 23, 2015	
Field Goals	6
vs. William Carey, Nov. 23, 2015	
Field Goals Attempted	14
vs. William Carey, Nov. 23, 2015	
Three-Point Field Goals	4
vs. Middle Tennessee, Feb. 13, 2016	
Three-Point Field Goals Attempted	10
vs. William Carey, Nov. 23, 2015	
Free Throws	2, three times
at Rice, Feb. 6, 2016	
Free Throws Attempted	3
at Memphis, Nov. 14, 2015	
Rebounds (Offensive)	1
vs. Rice, Feb. 25, 2016	
Rebounds (Defensive)	4
vs. North Texas, Feb. 27, 2016	
Rebounds (Total)	4, twice
vs. North Texas, Feb. 27, 2016	
Assists	2, twice
vs. North Texas, Feb. 27, 2016	
Turnovers	2, three times
vs. Middle Tennessee, Feb. 13, 2016	
Blocks	N/A
	N/A
Steals	2
at Morehead State, Nov. 28, 2015	
Minutes	31
at WKU, March 3, 2016	

Extras	Career
Double-Doubles	0
Triple-Doubles	0
Double Figure Scoring	6
Double Figure Rebounds	0
Double Figure Assists	0
Southern Miss Leader Scoring	0
Southern Miss Leader Rebounds	0
Southern Miss Leader Assists	0
Scoring 20+ Points	0
Scoring 30+ Points	0
3+ Three Pointers	6
5+ Assists	0
5+ Blocked Shots	0
5+ Steals	0

2015-16 (Junior): Started five of 29 games for the Golden Eagles as a newcomer ... Shot 39 percent from the field and was 37-for-97 on three-pointers (38 percent) ... Also added 11 assists and six steals ... Scored in double-figures for three of the first four contests, while also posting 12 against Middle Tennessee and 10 versus North Texas in the final stretch.

2014-15 (Redshirt Sophomore, Seminole State College): Led the NJCAA in three point percentage (59.3%) ... Played in 26 games, making 24 starts on the year ... Recorded 355 points on 130-for-233 (.558) shooting, averaging 13.7 points per game ... Went 67-for-113 (.593) from behind the arc ... Grabbed 71 rebounds, while adding 70 assists and 23 steals.

2013-14 (Redshirt Freshman, Miami Dade College): Played in 16 games, making five starts ... Tallied 191 points on 65-of-170 (.382) shooting, including 51 three-pointers made and a 39.5 clip from behind the arc ... Pulled down 30 rebounds with 18 assists and 15 steals.

2012-13 (Freshman, Ball State): Played in 10 of Ball State's first 11 games before suffering an illness in December and missing the remainder of the season ... Earned a medical hardship waiver to preserve his year of eligibility ... Averaged 11.2 minutes per game and 2.9 points per game ... Had 11 points, including a trio of 3-pointers in a span of 75 seconds, to help Ball State to its Nov. 16 win over Wofford ... Scored 10 points on Dec. 5 vs. Holy Cross (Ind.) ... Made his collegiate debut with 15 minutes off the bench Nov. 11 against Grambling State.

High School: Played three years at Southport High School for coach Wes Peek after spending his freshman year at Perry Meridian High School ... Ranked as one of the top-25 shooters in the country for the Class of 2012 by ESPN.com ... Four-time All-Conference Indiana selection and three-time All-Marion County choice ... Named Honorable Mention All-State as a senior ... Averaged 17.2 points per game for his high school career ... Scored more than 1,000 career points at Southport HS ... Set the Southport records for single-season free throw percentage (.890), single-game 3-pointers made (9) and most consecutive free throws made (27) ... Led the state of Indiana in 3-point shooting as a junior, connecting on 52.4 percent (66-of-126) ... Averaged a career-best 19.5 points per game as a junior and ranked 40th in the state with 410 points ... Selected for the Indiana North-South All-Star Game and the Hoosiers' Reunion All-Star Classic as a senior ... Played AAU basketball throughout his high school years for SYF Players (Indiana), Meanstreets (Illinois), Indiana Elite and Southern Select (Georgia) ... Honor student.

Personal: Full name Michael Alexander Ramey ... Son of Lisa and Mark Ramey ... Has two brothers, Matthew

and Marcus ... Relatives played collegiate basketball, Dave Ramey (Pittsburgh), Larvy Ramey (Butler), Max Ramey (Indiana State) and Mark Ramey (Northwest College & Concordia College) ... Born on Feb. 24, 1993 in Indianapolis, Ind. ... Majoring in business.

2012-13 Game-by-Game Statistics (Ball State)


Opponent	Min	FG	3FG	FT	Reb	PF	A	TO	Bk	St	Pts
Grambling State	15	1-5	0-3	0-0	1	1	0	0	0	0	2
Wofford	13	4-6	3-3	0-1	0	1	0	0	0	0	11
Indiana State	22	0-0	0-0	1-2	1	1	0	1	0	0	1
at Indiana	14	0-3	0-3	0-0	0	1	0	1	0	0	0
Cleveland State	1	0-0	0-0	0-0	0	1	0	0	0	0	0
at Butler	6	1-1	0-0	0-0	0	1	0	1	0	0	2
Holy Cross (Indiana)	19	4-10	2-5	0-0	3	0	0	0	0	1	10
South Dakota	2	0-2	0-1	0-0	0	1	0	1	0	0	3
at South Dakota	6	0-0	0-0	0-0	0	0	0	0	0	0	0
IUPUI	14	1-4	1-3	0-0	2	1	0	1	0	0	3
Totals	112	11-31	6-18	1-3	7	8	0	4	0	1	29

2015-16 Game-by-Game Statistics

Opponent	Min	FG	3FG	FT	Reb	PF	A	TO	Bk	St	Pts
at Memphis	21	3-8	2-4	2-3	2	3	0	0	0	0	10
Jackson State	12	0-1	0-0	0-0	0	1	0	0	0	0	0
William Carey	24	6-14	3-10	0-0	0	4	1	2	0	0	15
at Morehead State	29	4-7	3-4	0-0	4	2	2	1	0	2	11
at Troy*	20	1-3	1-3	0-0	2	2	0	1	0	1	3
Alabama	19	3-6	2-3	0-0	1	2	0	2	0	0	8
North Dakota State	13	1-1	0-0	0-0	0	2	0	1	0	0	2
at South Alabama	9	0-2	0-1	0-0	2	0	0	0	0	0	0
Georgia State	20	1-5	0-2	0-0	1	2	0	0	0	1	2
at Tulane	15	1-5	0-2	0-0	1	1	1	0	0	0	2
Southeastern Oklahoma	13	2-4	1-2	0-0	1	1	1	1	0	0	5
at Louisiana Tech	23	1-3	1-3	0-0	2	4	0	1	0	0	3
Charlotte	24	3-7	2-5	0-0	2	5	0	0	0	0	8
Old Dominion	5	1-2	1-2	0-0	0	1	0	0	0	0	3
at Florida Atlantic	12	1-4	0-1	0-0	1	1	0	0	0	0	2
at FIU	11	0-1	0-1	2-2	2	0	0	0	0	0	2
Louisiana Tech	12	1-6	0-3	0-0	1	1	0	1	0	0	2
UTEP	16	3-9	3-6	0-0	2	1	0	0	0	0	9
UTSA	5	1-2	1-2	0-0	1	3	0	0	0	0	3
at North Texas	8	1-3	0-1	0-0	0	0	0	0	0	0	2
at Rice	11	1-2	1-2	2-2	1	0	1	0	0	0	5
UAB	13	2-5	2-4	0-0	0	1	0	0	0	0	6
Middle Tennessee	20	4-5	4-5	0-0	1	2	1	2	0	1	12
at UTEP	19	4-9	1-5	0-0	1	2	1	0	0	0	9
at UTSA	21	3-8	3-7	0-0	1	1	0	0	0	0	9
Rice*	18	1-6	1-6	0-0	2	2	0	1	0	0	3
North Texas*	24	4-9	2-7	0-0	4	0	2	1	0	0	10
at WKU*	31	2-5	1-2	0-0	1	2	1	0	0	1	5
at Marshall*	20	3-7	2-4	0-2	1	2	0	1	0	0	8
Totals	16.8	58-149	37-97	6-9	37	48	11	15	0	6	5.5



Meet the Golden Eagles



TIM ROWE

Forward // 6-11 // 220 // Sophomore
Lilburn, Ga. // Mount Zion (Md.) Prep

#12

Career Highs

Points	20
at Florida Atlantic, Jan. 14, 2016	
Field Goals	5
at Florida Atlantic, Jan. 14, 2016	
Field Goals Attempted	10
vs. Southeastern Oklahoma, Dec. 29, 2015	
Three-Point Field Goals	1, twice
Last: at UTEP, Feb. 18, 2016	
Three-Point Field Goals Attempted	2
at UTSA, Feb. 20, 2016	
Free Throws	9
at Florida Atlantic, Jan. 14, 2016	
Free Throws Attempted	13
at Florida Atlantic, Jan. 14, 2016	
Rebounds (Offensive)	4
vs. Southeastern Oklahoma, Dec. 29, 2015	
Rebounds (Defensive)	6
vs. Louisiana Tech, Jan. 23, 2016	
Rebounds (Total)	7
vs. Southeastern Oklahoma, Dec. 29, 2015	
Assists	2, twice
at Marshall, March 5, 2016	
Turnovers	3
at Marshall, March 5, 2016	
Blocks	3, twice
Last: vs. Louisiana Tech, Jan. 23, 2016	
Steals	2
at FIU, Jan. 16, 2016	
Minutes	29
at Louisiana Tech, Jan. 2, 2016	

Freshman (2015-16): Started four of his 29 games played ... Averaged 4.1 ppg ... Broke out for 20 points and five rebounds at FAU ... Also scored 11 against Louisiana Tech and had a career-high seven rebounds against Southeastern Oklahoma ... Closed the year with seven and eight points at WKU and Marshall, respectively.

High School: Played Forward at Berkmar High School in Lilburn, Ga. ... Helped the Patriots to the postseason in all four years of his career including three trips to the Elite 8 ... Led BHS three Regional Championships as a sophomore, junior and senior ... Named to the Georgia All-Star team as well as the Gwinnett All-Star team ... Tabbed First Team All-Region as a senior, while taking home Second Team All-Region accolades as a junior ... Played AAU basketball with the Southern Stampede and the Atlanta Xpress.

Personal: Full name is Timothy Luke Rowe ... Son of Yon Hui and Clinton Rowe ... Has two older sisters, Christina and Elizabeth ... Born on Feb. 15, 1996 in Panama City, Fla. ... Undeclared major.

2015-16 Game-by-Game Statistics

Opponent	Min	FG	3FG	FT	Reb	PF	A	TO	Bk	St	Pts
at Memphis	16	2-4	0-0	0-0	6	3	0	2	1	1	4
Jackson State	18	2-5	0-0	0-2	5	1	0	1	0	0	4
William Carey	12	0-0	0-0	1-2	1	1	0	1	0	0	1
at Morehead State	11	0-2	0-0	0-0	2	0	0	0	2	0	0
at Troy	12	0-0	0-0	0-0	0	2	0	2	0	0	0
Alabama	2	0-0	0-0	0-0	0	0	0	0	0	0	0
North Dakota State	10	3-7	0-0	0-0	5	3	0	3	0	0	6
at South Alabama	7	1-2	0-0	0-0	1	1	0	2	1	0	2
Georgia State	18	1-5	0-1	0-0	5	1	0	2	0	0	2
at Tulane	12	1-3	0-0	0-1	1	1	0	2	2	0	2
Southeastern Oklahoma	24	1-10	0-1	2-3	7	3	0	3	2	1	4
at Louisiana Tech	29	1-3	0-0	3-8	5	2	0	1	1	1	5
Charlotte	2	0-1	0-0	0-0	1	0	0	2	0	0	0
Old Dominion	22	0-2	0-1	4-4	4	0	0	0	2	0	4
at Florida Atlantic	22	5-6	1-1	9-13	5	0	0	1	0	0	20
at FIU	24	2-5	0-0	1-2	2	4	0	0	3	2	5
Louisiana Tech	25	4-8	0-1	3-4	6	5	0	0	3	0	11
UTEP	13	2-2	0-0	0-0	3	2	1	1	0	1	4
UTSA	25	1-2	0-0	0-0	3	2	0	1	2	0	2
at North Texas	22	1-3	0-0	1-1	2	3	2	3	0	1	3
at Rice	19	3-3	0-0	2-4	5	1	0	3	1	0	8
UAB	13	0-0	0-0	0-0	2	1	1	0	0	0	0
Middle Tennessee	12	0-2	0-0	2-3	4	1	0	0	1	0	2
at UTEP	19	2-3	1-1	0-0	3	1	0	1	0	0	5
at UTSA	19	3-6	0-2	2-4	3	1	0	0	2	1	8
Rice	10	1-1	0-0	0-0	1	1	0	1	0	0	2
North Texas	7	0-3	0-0	0-0	0	2	0	0	1	0	0
at WKU	17	3-6	0-0	1-4	3	2	0	1	0	0	7
at Marshall	11	2-2	0-0	4-4	1	3	2	3	1	0	8
Totals	15.6	41-96	2-8	35-59	86	47	6	36	25	8	119

Extras	Career
Double-Doubles	0
Triple-Doubles	0
Double Figure Scoring	2
Double Figure Rebounds	0
Double Figure Assists	0
Southern Miss Leader Scoring	0
Southern Miss Leader Rebounds	0
Southern Miss Leader Assists	0
Scoring 20+ Points	0
Scoring 30+ Points	0
3+ Three Pointers	0
5+ Assists	0
5+ Blocked Shots	0
5+ Steals	0



Meet the Golden Eagles



EDDIE DAVIS III

#15

Forward // 6-7 // 248 // RS Sophomore
Las Vegas, Nev. // Centennial High School

Career Highs

Points	3
vs. South Alabama, Nov. 17, 2014	
Field Goals	1
vs. South Alabama, Nov. 17, 2014	
Field Goals Attempted	2, Two Times
Last: vs. South Alabama, Nov. 17, 2014	
Three-Point Field Goals	1
vs. South Alabama, Nov. 17, 2014	
Three-Point	
Field Goals Attempted	1, Three Times
Last: at Alabama, Nov. 20, 2014	
Free Throws	N/A
Free Throws Attempted	N/A
Rebounds (Offensive)	1
vs. South Alabama, Nov. 17, 2014	
Rebounds (Defensive)	3
vs. William Carey, Nov. 14, 2014	
Rebounds (Total)	3
vs. William Carey, Nov. 14, 2014	
Assists	N/A
Turnovers	1
vs. William Carey, Nov. 14, 2014	
Blocks	1
vs. Troy, Nov. 25, 2014	
Steals	N/A
Minutes	14
vs. William Carey, Nov. 14, 2014	

2015-16 (Sophomore): Started six of the team's first 10 games before suffering a season-ending injury ... Was a 47 percent shooter (31-for-66) in that time ... Posted six double-figure scoring games, including a career-high 16 against North Dakota State (including 6-for-8 from the field) ... Had nine rebounds at Troy in just 18 minutes while recording eight each against Alabama and Memphis.

2014-15 (Freshman): Played four games before missing the rest of the season due to injury ... Averaged 0.8 points and 1.3 rebounds per game ... Saw first career action against William Carey (11/14), recording three rebounds in 14 minutes ... Made first career three-pointer versus South Alabama (11/17) ... Recorded first career block against Troy (11/25).

High School: Played for Coach Todd Allen at Centennial High School ... Helped Centennial HS to a 25-4 record, including an 8-2 conference record ... Helped lead the Bulldogs to the Nevada Interscholastic Activities Association Sunset Region final ... Averaged 11.9 points, 8.3 rebounds and 1.0 blocks as a senior ... Shot 47.5-percent from the field and 34.3-percent from three ... Recorded eight double-doubles on the year ... Was named to the Southern Nevada All-Stars ... Named First Team All-Conference ... As a junior, averaged 4.6 points and 5.5 boards per game.

Personal: Full name is Eddie Maurice Davis III ... Son of Eddie and Suki Davis ... Cousin, Dionte Jones, plays basketball for Wyoming ... Born on Dec. 12, 1995 ... Undeclared major.

2015-16 Game-by-Game Statistics

Opponent	Min	FG	3FG	FT	Reb	PF	A	TO	Bk	St	Pts
at Memphis	22	5-11	2-5	1-2	8	3	2	2	0	1	13
Jackson State*	21	3-5	0-1	2-4	6	0	0	2	1	0	8
William Carey*	8	0-0	0-0	2-3	3	1	0	1	1	0	2
at Troy*	18	1-5	0-1	0-1	9	1	1	1	0	1	2
Alabama*	32	4-9	3-6	0-0	8	4	3	3	0	1	11
North Dakota State*	28	6-8	0-1	4-4	5	3	0	1	0	0	16
at South Alabama*	20	4-9	2-3	1-2	3	2	0	0	0	0	11
Georgia State*	22	4-11	1-4	1-4	5	2	0	0	0	1	10
at Tulane	21	4-8	1-3	3-4	4	3	1	0	0	1	12
Totals	192	31-66	9-24	14-24	51	19	7	10	2	5	85

2014-15 Game-By-Game Statistics


Opponent	Min	FG	3FG	FT	Reb	PF	A	TO	Bk	St	Pts
William Carey	14	0-2	0-1	0-0	3	4	0	1	0	0	0
South Alabama	3	1-2	1-1	0-0	1	0	0	0	0	0	3
at Alabama	1	0-1	0-1	0-0	0	0	0	0	0	0	0
Troy	1	0-0	0-0	0-0	1	1	0	0	1	0	0
Totals	19	1-5	1-3	0-0	5	5	0	1	1	0	3

* – Indicates Game Started

Extras	Career
Double-Doubles	0
Triple-Doubles	0
Double Figure Scoring	6
Double Figure Rebounds	0
Double Figure Assists	0
Southern Miss Leader Scoring	0
Southern Miss Leader Rebounds	0
Southern Miss Leader Assists	0
Scoring 20+ Points	0
Scoring 30+ Points	0
3+ Three Pointers	1
5+ Assists	0
5+ Blocked Shots	0
5+ Steals	0



Meet the Golden Eagles



KEVIN HOLLAND

#20

Guard // 6-1 // 175 // RS Sophomore
Tuscaloosa, Ala. // Paul W. Bryant High School

Career Highs

Points	7
at UAB, Feb. 7, 2015	
Field Goals	3
at UAB, Feb. 7, 2015	
Field Goals Attempted	6
vs. FIU, Feb. 12, 2015	
Three-Point Field Goals	1, Eight Times
Last: at Louisiana Tech, Mar. 5, 2015	
Three-Point Field Goals Attempted	5
vs. FIU, Feb. 12, 2015	
Free Throws	1, Two Times
Last: vs. FIU, Feb. 12, 2015	
Free Throws Attempted	3
vs. Western Kentucky, Jan. 31, 2015	
Rebounds (Offensive)	N/A
Rebounds (Defensive)	5, Two Times
Last: vs. FIU, Feb. 12, 2015	
Rebounds (Total)	5, Two Times
Last: vs. FIU, Feb. 12, 2015	
Assists	7
vs. UTEP, Feb. 28, 2015	
Turnovers	7
at Louisiana Tech, Mar. 5, 2015	
Blocks	N/A
Steals	3
vs. UTEP, Feb. 28, 2015	
Minutes	44
vs. FIU, Feb. 12, 2015	

Extras	Career
Double-Doubles	0
Triple-Doubles	0
Double Figure Scoring	0
Double Figure Rebounds	0
Double Figure Assists	0
Southern Miss Leader Scoring	0
Southern Miss Leader Rebounds	0
Southern Miss Leader Assists	6
Scoring 20+ Points	0
Scoring 30+ Points	0
3+ Three Pointers	0
5+ Assists	3
5+ Blocked Shots	0
5+ Steals	0

2015-16 (RS Freshman): Redshirted.

2014-15 (Freshman): One of two players to play all 29 games, starting the final 11 ... Averaged 1.4 points, 1.7 assists and 1.4 rebounds ... Led the team in assists six times ... Saw first career action against William Carey (11/14), scoring three points in 20 minutes ... Pulled down a season-high five rebounds versus South Alabama (11/17) ... Recorded two steals at Jackson State (12/18) ... Had three assists at UTSA (1/8) ... Made first career start against Marshall (1/29), scoring five points ... Scored a season-high seven points at UAB (2/7) ... Had season-highs in rebounds (5) and minutes played (44) versus FIU (2/12), while adding six assists ... Recorded five assists against UTSA (2/26) ... Had a season-high seven assists and three steals versus UTEP (2/28).

High School: Played at Paul W. Bryant High School ... Led the Stampede to a 26-6 record and a berth in the Class 5A Central Regional Title Game ... Averaged 20.3 points and 5.7 rebounds ... Named All-State Honorable Mention by the Alabama Sports Writers Association ... Named to the 2014 Final Four All-Tournament Team ... Only player in school history to score 1,000 points, finishing with 1,714 ... Two-star prospect by both ESPN.com and Rivals.com ... Was a four-year starter ... Led the Stampede to a four-year record of 102-30, including three Area Championships, three State Elite Eight appearances, one Final Four and one Central Regional Championship.

Personal: Full name is Kevin Edward Holland ... Son of James and Rhonda Holland ... Father is currently an assistant men's basketball coach at Western Michigan and played for the Harlem Globetrotters... Born on Sept. 29, 1995 ... Majoring in sport management.


2014-15 Game-By-Game Statistics

Opponent	Min	FG	3FG	FT	Reb	PF	A	TO	Bk	St	Pts
William Carey	20	1-2	1-2	0-0	2	2	1	0	0	0	3
South Alabama	14	0-1	0-0	0-0	5	0	1	1	0	0	0
at Alabama	10	0-0	0-0	0-0	2	0	1	0	0	0	0
Troy	6	0-1	0-1	0-0	0	0	0	0	0	0	0
at Drexel	16	0-0	0-0	0-0	0	0	0	2	0	0	0
North Dakota State	0	0-0	0-0	0-0	0	0	0	0	0	0	0
Rhode Island	9	0-0	0-0	0-0	1	0	0	0	0	0	0
Spring Hill	11	0-1	0-1	0-0	1	1	1	0	0	0	0
at Jackson State	11	0-0	0-0	0-0	1	1	3	0	2	0	0
at Georgia State	11	1-4	1-4	0-0	1	1	1	1	0	1	3
at LSU	16	1-3	0-2	0-0	0	0	1	1	0	0	2
Louisiana Tech	7	0-0	0-0	0-0	0	0	0	0	0	0	0
at UTSA	14	0-0	0-0	0-0	0	3	3	1	0	1	0
at UTEP	16	0-2	0-1	0-0	1	1	2	1	0	0	0
Middle Tennessee	8	0-0	0-0	0-0	0	1	0	2	0	1	0
UAB	4	0-1	0-1	0-0	0	0	0	0	0	0	0
at Rice	10	1-4	1-2	0-0	1	0	1	1	0	1	3
at North Texas	10	0-1	0-1	0-0	0	0	0	1	0	1	0
Marshall *	27	2-5	1-2	0-0	2	1	0	0	0	0	5
Western Kentucky *	34	1-2	1-1	1-3	3	1	2	1	0	2	4
at Middle Tennessee *	38	0-3	0-3	0-0	2	1	3	5	0	2	0
at UAB *	36	3-5	1-3	0-0	3	2	2	3	0	0	7
FIU *	44	1-6	0-5	1-2	5	3	6	1	0	1	3
Florida Atlantic *	31	0-0	0-0	0-0	1	1	4	0	0	0	0
at Old Dominion *	26	0-1	0-1	0-0	0	0	0	2	0	2	0
at Charlotte *	34	2-5	1-2	0-0	2	1	4	3	0	0	5
UTSA *	37	1-4	0-3	0-0	3	2	5	2	0	1	2
UTEP *	29	0-3	0-3	0-0	3	0	7	1	0	3	0
at Louisiana Tech *	34	1-4	1-4	0-0	3	2	2	7	0	0	3
Totals	563	15-58	8-42	2-5	42	24	48	39	0	18	40

* - Indicates Game Started



Meet the Golden Eagles



QUINTON CAMPBELL

#22

Guard - Forward // 6-7 // 192 // RS Senior
Wilmer, Ala. // East Central Community College

Career Highs

Points	17
at Marshall, March 5, 2016	
Field Goals	6
vs. North Dakota State, Dec. 6, 2016	
Field Goals Attempted	11, twice
Last: at WKU, March 3, 2016	
Three-Point Field Goals	5
vs. North Dakota State, Dec. 6, 2016	
Three-Point Field Goals Attempted	10
at WKU, March 3, 2016	
Free Throws	7
at Marshall, March 5, 2016	
Free Throws Attempted	10
at Marshall, March 5, 2016	
Rebounds (Offensive)	2, twice
Last: at Marshall, March 5, 2016	
Rebounds (Defensive)	9
at Florida Atlantic, Jan. 14, 2016	
Rebounds (Total)	9, twice
Last: at Marshall, March 5, 2016	
Assists	4
vs. UTEP, Jan. 28, 2016	
Turnovers	3, twice
Last: at Rice, Feb. 6, 2016	
Blocks	1, four times
Last: vs. Rice, Feb. 25, 2016	
Steals	2, twice
Last: vs. Rice, Feb. 25, 2016	
Minutes	35
vs. UAB, Feb. 11, 2016	

2015-16 (Junior): Started 20 of the team's 29 games, averaging 6.7 points and 3.3 rpg ... Was a crisp 5-for-7 behind the arc en route to a 17-point performance as Southern Miss defeated North Dakota State (Dec. 6) ... Hit four triples each against Rice and Western Kentucky, both being 14-point games ... Also made three in back-to-back home contests against UTEP and UTSA (13 points each), and combined for seven assists in those two ... Pulled down career-highs of nine rebounds against UTEP and Marshall ... Finished the year with 30 assists to just 27 turnovers.

2014-15 (Redshirt Sophomore, East Central CC): Played in 24 games for East Central Community College, making 24 starts ... Averaged 33.0 minutes per game ... Scored 341 points (14.2 points per game) with 208 rebounds (8.7 rpg), 33 assists, 19 steals and 13 blocks ... Was 110-for-238 from the floor for a 46.2 field goal percentage with 45 three pointers.

2013-14 (Redshirt Freshman, East Central CC): Played at East Central Community College in Decatur, Miss. ... Played in 23 games, making 23 starts on the season ... Went 94-for-207 from the floor for 242 points with an average of 10.5 points per game ... Pulled down 183 total rebounds (118 defensive, 65 offensive) for a 8.0 rebounds per game average ... Dished out 24 assists with 14 steals and five blocks.

2012-13 (Freshman, Spring Hill College): Began collegiate career at Spring Hill College in Mobile, Ala. ... Did not compete during the season, taking a redshirt.

High School: Played forward at Mary G. Montgomery High School in Wilmer, Ala. ... Played four years of varsity for the Vikings ... Named All-District, All-Area and All-Region as a freshman, while earning All-Area and All-Region accolades all four seasons ... Broke the MGM record for most points scored in a game while averaging 21 points as a senior ... Also competed in varsity football and track.

Personal: Full name is Quinton Antonio Campbell ... Son of Elaine Campbell ... Has three sisters, Shaquilla Campbell, Monique Herron and Shantora Campbell ... Born on Dec. 9, 1993 in Wilmer, Ala. ... Majoring in communications.

2015-16 Game-By-Game Statistics

Opponent	Min	FG	3FG	FT	Reb	PF	A	TO	Bk	St	Pts
at Memphis	22	3-10	2-8	0-0	1	1	2	1	0	0	8
Jackson State	13	1-2	1-2	0-0	1	1	0	1	0	1	3
William Carey*	19	3-5	0-1	0-0	3	2	0	1	0	0	6
at Morehead State	3	0-0	0-0	0-0	0	0	0	0	0	0	0
at Troy	24	4-11	2-6	2-2	2	0	1	0	0	0	12
Alabama*	26	2-6	2-5	0-0	2	1	2	1	0	1	6
North Dakota State*	34	6-8	5-7	0-0	4	1	2	2	0	1	17
at South Alabama*	31	0-4	0-4	3-3	4	3	3	0	0	0	3
Georgia State*	20	1-4	1-4	0-0	2	1	0	1	0	0	3
at Tulane	7	0-1	0-1	0-0	1	0	0	1	0	0	0
Southeastern Oklahoma*	30	0-3	0-3	0-0	5	1	2	1	0	1	0
at Louisiana Tech*	21	1-2	1-2	0-0	1	2	1	3	0	0	3
Charlotte*	18	0-5	0-5	0-1	3	1	1	0	1	0	0
Old Dominion*	29	4-7	3-6	0-0	5	1	0	0	1	0	11
at Florida Atlantic*	29	2-6	0-4	2-4	9	3	0	0	0	2	6
at FIU*	21	1-4	0-3	0-0	4	1	0	1	0	0	2
Louisiana Tech*	14	1-1	0-0	0-0	3	1	1	2	0	1	2
UTEP*	31	4-9	3-8	2-4	9	1	4	0	1	1	13
UTSA*	30	5-9	3-6	0-0	2	5	3	1	0	0	13
at North Texas*	32	3-6	3-5	0-0	3	1	0	1	0	1	9
at Rice*	27	3-8	3-7	2-2	2	2	0	3	0	0	11
UAB*	35	2-10	1-7	0-0	4	1	1	2	0	0	5
Middle Tennessee*	18	2-4	2-4	0-0	2	0	0	1	0	0	6
at UTEP*	10	0-2	0-2	0-0	2	0	0	0	0	0	0
at UTSA*	13	0-4	0-3	0-0	0	0	1	1	0	0	0
Rice	31	5-7	4-6	0-0	5	4	1	1	1	2	14
North Texas	20	2-5	1-4	4-7	8	3	3	1	0	1	9
at WKU	25	5-11	4-10	0-0	1	1	0	1	0	0	14
at Marshall	28	4-9	2-6	7-10	9	1	2	0	0	0	17
Totals	22.8	64-163	43-129	22-33	3.3	3.9	30	27	4	12	6.7

Extras	Career
Double-Doubles	0
Triple-Doubles	0
Double Figure Scoring	9
Double Figure Rebounds	0
Double Figure Assists	0
Southern Miss Leader Scoring	1
Southern Miss Leader Rebounds	4
Southern Miss Leader Assists	0
Scoring 20+ Points	0
Scoring 30+ Points	0
3+ Three Pointers	8
5+ Assists	0
5+ Blocked Shots	0
5+ Steals	0



Meet the Golden Eagles



D'ANGELO RICHARDSON #2

Guard // 5-9 // 168 // Junior
Vicksburg, Miss. // Holmes CC

Holmes CC: Averaged 12.8 ppg and shot 72 percent from the charity stripe ... Was also successful off the court, earning MACJC and NJCAA academic honors for holding a 3.6 GPA or better.

High School: Was named the Vicksburg Post's Player of the Year in 2013 for helping lead Vicksburg HS to the state championship game.



JOSH CONLEY

#10

Guard // 6-7 // 185 // Freshman
Inglewood, Calif. // LaGrange Sound Doctrine Academy (Ga.)

High School: Averaged 15 points, 10 rebounds and five assists per game at Inglewood HS.



Meet the Golden Eagles



BILAL ABDUR-RAHIM #13

Guard // 6-7 // 200 // Sophomore
Marietta, Ga. // Colby (Kan.) CC

Previous: Averaged 10 points and six rebounds per game en route to making the 2016 Region VI All-Tournament Team at Colby CC ... High school program, Wheeler in Atlanta, was a consensus top-five program nationwide.

Personal: Brother, Shareef, played at California and in the NBA for 13 years before embarking on a basketball administration career path ... Parents are Aalia and William Abdur-Rahim.



ANFERNEE HAMPTON #21

Guard // 6-5 // 170 // Junior
Jackson, Miss. // Mississippi Gulf Coast CC

Miss. Gulf Coast CC: Made it to the MS/AL All-Star Game during his standout career ... Averaged 15.4 points and 3.8 rebounds per game that enabled him to earn All-Region and State honors.

Personal: Parents are Veronica James and Torrey Hampton.

High School: Averaged 16.4 points, 7.2 rebounds and 4.1 assists per outing at Jim Hill HS in Jackson.



Meet the Golden Eagles



CLAY WEATHERSPOON #30

Guard // 6-2 // 195 // Freshman
Jackson, Miss. // Ridgeland HS

High School: Four-year letterwinner and All-Academic team member at Ridgeland HS ... Averaged 12 points and nine rebounds per game as a senior while earning first-team all-district honors.

Personal: Father, Clarence, is an assistant coach on the staff and served as a volunteer for the Ridgeland HS basketball team ... Mother is Hazel.



Meet the Golden Eagles



DOMINIC MAGEE

#54

Guard // 6-4 // 190 // RS Sophomore
Harvey, La. // Grand Canyon

Career Highs

Points	29
vs. Omaha, Dec. 13, 2015	
Field Goals	10
vs. Omaha, Dec. 13, 2015	
Field Goals Attempted	22
vs. Omaha, Dec. 13, 2015	
Three-Point Field Goals	3
vs. Bethune-Cookman, Jan. 3, 2016	
Three-Point Field Goals Attempted	5, twice
Last: vs. Bethune-Cookman, Jan. 3, 2016	
Free Throws	9
vs. Omaha, Dec. 13, 2015	
Free Throws Attempted	12
vs. Omaha, Dec. 13, 2015	
Rebounds (Offensive)	2
vs. UTRGV, Jan. 7, 2016	
Rebounds (Defensive)	6
vs. Omaha, Dec. 13, 2015	
Rebounds (Total)	6
vs. Omaha, Dec. 13, 2015	
Assists	4, 3 times
Last: vs. Bethune-Cookman, Jan. 3, 2016	
Turnovers	4
at Marshall, Dec. 22, 2015	
Blocks	N/A
Steals	4
at Marshall, Dec. 22, 2015	
Minutes	29
vs. Omaha, Dec. 13, 2015	

Grand Canyon (2015-16): Exploded for a career-high 29 points in his collegiate debut on Dec. 13, 2015 ... Helped Grand Canyon to a 27-7 record, the program's most wins since 1988.

Memphis (2014-15): Redshirted.

High School: Magee was a four-star recruit out of Helen Cox High School in Harvey, La., and rated as the No. 2 prospect in Louisiana his senior year...averaged 22.3 points and seven rebounds per game as a high school senior.

Personal: Son of Derrin and Brenda Turner ... has a cousin who plays football at Arizona.


2015-16 Game-By-Game Statistics

Opponent	Min	FG	3FG	FT	Reb	PF	A	TO	Bk	St	Pts
Omaha	29	10-22	0-5	9-12	6	4	3	2	0	1	29
Delaware State	17	3-4	0-0	2-10	4	3	0	3	0	2	8
San Diego State	26	3-16	0-2	0-1	4	1	2	1	0	1	6
Houston	13	2-8	1-2	0-0	1	1	0	1	0	0	5
Marshall	26	4-7	1-1	3-3	4	0	4	4	0	4	12
SIU Edwardsville	19	1-3	0-2	2-3	1	2	4	1	0	1	4
BCUM	23	5-9	3-5	0-0	4	1	4	2	0	2	13
UT Rio Grande Valley	21	5-13	2-5	2-2	3	1	2	1	0	1	14
NM State	17	4-10	0-1	0-0	0	1	1	2	0	1	8
Utah Valley	21	5-8	1-3	3-4	3	3	2	3	0	0	14
Chicago State	20	1-7	0-1	8-12	3	3	3	2	0	1	10
UMKC	4	0-0	0-0	0-0	1	1	0	0	0	0	0
CSU Bakersfield	14	2-6	0-0	0-3	2	2	2	0	0	0	4
Seattle	15	1-2	0-1	0-0	0	2	3	2	0	0	2
NM State	20	1-8	0-2	4-4	3	1	0	1	0	0	6
UT Rio Grande Valley	16	1-5	0-1	2-2	4	1	0	2	0	0	4
Benedictine	3	1-1	0-0	0-0	1	0	1	2	0	0	2
UMKC	2	0-0	0-0	0-0	0	0	1	0	0	1	0
CSU Bakersfield	3	0-0	0-0	0-0	0	0	0	0	0	0	0
South Carolina State	15	3-7	1-1	2-5	0	1	1	0	0	1	9
Jackson State	6	0-1	0-0	0-0	1	0	0	2	0	0	0
Coastal Carolina	13	3-9	1-2	1-1	1	1	1	0	0	1	8
Totals	15.6	55-146	10-34	38-62	2.1	29	34	31	0	17	7.2

Extras	Career
Double-Doubles	0
Triple-Doubles	0
Double Figure Scoring	6
Double Figure Rebounds	0
Double Figure Assists	0
Leader Scoring	1
Leader Rebounds	0
Leader Assists	0
Scoring 20+ Points	0
Scoring 30+ Points	0
3+ Three Pointers	1
5+ Assists	0
5+ Blocked Shots	0
5+ Steals	0



Meet the Golden Eagles



TYREE GRIFFIN

#55

Guard // 5-10 // 165 // Junior
New Orleans, La. // Oklahoma State

Career Highs

Points	18
at Kansas State, Jan. 23, 2016	
Field Goals	5, twice
Last: at Kansas State, Jan. 23, 2016	
Field Goals Attempted	9, twice
Last: at Iowa State, Feb. 29, 2016	
Three-Point Field Goals	2
vs. George Mason, Nov. 20, 2015	
Three-Point Field Goals Attempted	6
vs. George Mason, Nov. 20, 2015	
Free Throws	8, twice
Last: at Auburn, Jan. 30, 2016	
Free Throws Attempted	9
at Auburn, Jan. 30, 2016	
Rebounds (Offensive)	2, 4 times
Last: vs. Kansas State, March 9, 2016	
Rebounds (Defensive)	6, three times
Last: vs. Texas, March 4, 2016	
Rebounds (Total)	7, twice
Last: vs. George Mason, Nov. 20, 2016	
Assists	12
at Kansas, Feb. 15, 2016	
Turnovers	9
vs. West Virginia, Feb. 27, 2016	
Blocks	1
vs. Kansas State, March 9, 2016	
Steals	3, twice
at Kansas State, Feb. 13, 2016	
Minutes	40, twice
at Iowa State, Feb. 29, 2016	

Oklahoma State (2015-16): Griffin started 15 games for the Cowboys as a sophomore ... Had four double-figure scoring games, with three of them coming against Kansas State ... Best performance was his first against the Wildcats, scoring 18 points on 5-of-9 field goal shooting and a 7-for-8 mark at the line ... Dished out a career-high 12 assists against Kansas on its home floor ... Was an absolute Iron Man in the final stretch of the season, playing 36 minutes or more in nine of the last 10 games (including back-to-back with 40) ... Also had 10 assists in the Big 12 Championships opener.

Oklahoma State (2014-15): As a freshman, the 5-foot-10 Griffin was fifth on the squad with 34 assists.

High School: Decorated recruit in high school, including being named the Large Schools Player of the Year by the New Orleans Times-Picayune.

Personal: His older brother, Bo, played at New Orleans and was the 2007 Sun Belt Player of the Year.

2015-16 Game-by-Game Statistics

Opponent	Min	FG	3FG	FT	Reb	Ass	BK	STL	PF	TO	Pts
UT Martin*	27	2-5	2-3	0-0	5	5	0	3	0	0	6
Arkansas-Pine Bluff*	11	1-2	0-1	3-3	1	2	0	0	5	2	5
Towson	32	1-2	1-2	0-0	7	4	0	0	1	1	3
George Mason*	43	2-8	2-6	0-0	7	7	0	1	0	0	6
Long Beach State*	27	0-3	0-2	8-8	3	3	0	0	1	2	8
Long Beach State*	31	1-5	1-2	0-0	3	7	0	2	2	2	3
Tulsa*	25	1-6	1-5	2-2	1	2	0	1	2	1	5
Missouri State	24	0-3	0-3	0-0	3	3	0	0	0	1	0
Minnesota	13	1-2	0-0	0-1	1	1	0	0	1	0	2
Longwood	25	2-5	1-2	0-2	1	3	0	1	1	1	5
Florida	15	2-3	1-1	0-0	1	2	0	0	0	0	5
UMKC	27	5-7	1-1	0-0	3	0	0	1	1	1	11
TCU	18	0-3	0-1	0-0	2	3	0	0	0	1	0
at Baylor	15	0-4	0-2	0-0	0	4	0	1	0	0	0
at Texas	16	0-4	0-1	0-0	3	2	0	1	1	0	0
Kansas	10	1-3	1-2	2-2	2	2	0	0	0	0	5
at Kansas State	28	5-9	1-2	7-8	2	5	0	3	0	2	18
Baylor	7	0-0	0-0	0-0	2	2	0	0	1	2	0
at Auburn	13	0-0	0-0	8-9	2	2	0	0	1	2	8
at Texas Tech	38	1-6	0-3	2-2	4	2	0	0	2	3	4
Iowa State*	36	2-3	0-1	0-0	3	3	0	1	2	2	4
at TCU*	38	4-7	1-4	3-4	4	5	0	1	1	4	12
Kansas State*	39	1-5	0-3	4-8	4	4	0	1	3	2	6
at Kansas*	38	1-4	0-1	0-0	3	12	0	1	1	3	2
Texas Tech*	32	2-7	1-3	1-2	2	8	0	0	5	0	6
at Oklahoma*	37	0-6	0-3	0-0	4	4	0	1	1	2	0
West Virginia*	40	1-4	0-0	5-7	4	4	0	2	3	9	7
at Iowa State*	40	3-9	0-3	1-2	4	5	0	1	1	0	7
Texas	36	2-5	0-0	4-8	6	2	0	0	1	3	8
vs. Kansas State*	39	4-7	0-1	3-4	3	10	1	2	4	6	11

2014-15 Game-By-Game Statistics

Opponent	Min	FG	3FG	FT	Reb	Ass	BK	STL	PF	TO	Pts
Southeastern Louisiana	12	0-0	0-0	4-4	3	4	0	0	0	0	4
Prairie View A&M	19	3-5	1-1	4-7	3	0	0	1	2	1	11
NW Oklahoma State	14	0-1	0-0	0-0	1	3	0	1	1	2	0
Milwaukee	10	0-0	0-0	0-0	0	1	0	1	1	0	0
Oregon State	13	0-2	0-1	0-0	1	1	0	1	1	0	0
Tulsa	8	0-0	0-0	0-0	1	1	0	0	4	1	0
North Texas	13	1-3	0-1	0-0	1	1	0	1	0	2	2
at South Carolina	13	0-3	0-1	2-2	3	2	0	0	2	3	2
at Memphis	6	0-0	0-0	0-0	1	1	0	0	0	1	0
Middle Tennessee	14	0-0	0-0	0-0	3	3	0	0	2	1	0
Maryland	9	0-1	0-1	0-0	0	0	0	1	0	0	0
Missouri	7	0-1	0-1	0-0	2	0	0	0	0	1	0
Kansas State	9	0-0	0-0	0-0	0	1	0	0	1	0	0
at Iowa State	6	0-1	0-1	0-0	2	0	0	0	0	1	0
Texas	10	0-0	0-0	0-0	3	1	0	0	1	0	0
at Kansas	6	1-1	1-1	0-0	2	0	0	0	2	0	3
at Oklahoma	14	0-2	0-1	0-0	2	2	0	0	4	3	0
Texas Tech	11	0-2	0-0	2-2	1	2	0	0	0	0	2
at Kansas State	19	0-0	0-0	0-1	1	1	0	1	2	0	0
Baylor	3	0-0	0-0	0-0	0	0	0	0	0	3	0
Oklahoma	7	1-2	0-0	1-1	1	1	0	0	0	0	3
at Texas	9	2-2	0-0	0-0	1	1	0	1	0	0	4
Kansas	13	0-2	0-0	0-0	0	0	0	0	0	0	0
at Baylor	5	0-1	0-1	0-0	2	2	0	0	1	0	0
at TCU	11	0-1	0-0	0-0	1	1	0	1	1	0	0
Iowa State	7	0-0	0-0	0-0	2	1	0	0	0	1	0
West Virginia	17	0-3	0-3	3-4	2	1	0	1	0	0	3
at Texas Tech*	10	4-5	2-2	0-0	2	0	0	1	1	0	10
TCU	10	0-1	0-0	0-0	3	1	0	0	1	0	0
at West Virginia	6	0-0	0-0	1-2	0	1	0	0	1	1	1
Oklahoma	13	0-0	0-0	0-0	2	1	1	0	2	0	0
vs. Oregon	7	0-1	0-1	0-0	0	0	0	0	1	1	0

* - Indicates Game Started

Extras	Career
Double-Doubles	0
Triple-Doubles	0
Double Figure Scoring	6
Double Figure Rebounds	0
Double Figure Assists	0
Leader Scoring	0
Leader Rebounds	0
Leader Assists	0
Scoring 20+ Points	0
Scoring 30+ Points	0
3+ Three Pointers	1
5+ Assists	9
5+ Blocked Shots	0
5+ Steals	0



Coaching Staff



DOC SADLER

Head Coach // Third Season
Arkansas, 1982

Sadler at a Glance

Basics

Date of Birth June 12, 1960
Hometown Greenwood, Ark.

Family

Wife Tonya
Sons Landon, Matthew

Education

Bachelor of Science Arkansas, 1982
Masters of Science Northeastern State, 1991

Coaching Career

1982-85	Assistant Coach Arkansas
1985-86	Assistant Coach Lamar
1986-87	Assistant Coach Houston
1987-88	Assistant Coach Chicago State
1988-91	Assistant Coach Arkansas-Fort Smith
1991-94	Assistant Coach Texas Tech
1994-97	Assistant Coach Arizona State
1997-98	Assistant Coach Arkansas-Fort Smith
1998-03	Head Coach Arkansas-Fort Smith
2003-04	Assistant Coach UTEP
2004-06	Head Coach UTEP
2006-12	Head Coach Nebraska
2012-13	Director of Basketball Operations Kansas
2013-14	Assistant Coach Iowa State
2014-Present	Head Coach Southern Miss

Coaching Honors

2001 NJCAA Region II Coach of the Year
2002 NJCAA Region II Coach of the Year

Championships

2000	Bi-State Conference East Division
2001	Bi-State Conference East Division
2001	NJCAA Region II
2002	Bi-State Conference East Division
2002	NJCAA Region II
2003	Bi-State Conference East Division
2005	Western Athletic Conference Tournament

Coaching Highlights

NCAA Tournament 2005
NIT 2006, 2008, 2009, 2011
Conference Tournament Championship 2005

“We’re going to the NCAA tournament. That’s where we’re going. I don’t care anything about winning a lot of games. I care about one thing. I care about playing in the NCAA tournament.”

And with that statement, Doc Sadler began his tenure as the 20th head coach in Southern Miss history prior to the 2014-15 season.

Sadler was announced at a press conference on May 1, 2014, bringing over 30 years of coaching experience to Hattiesburg. In 10 years as a Division I head coach, his teams have averaged nearly 19 wins a year, as he holds a record of 166-148. As a head coach, his teams have posted winning marks in 11 of his 14 years, with seven squads having won at least 20 games. Overall, he owns a 286-187 in 14 seasons as a college head coach.

During his coaching tenure, Sadler has been associated with 16 postseason teams in 23 seasons, including five in 10 years at the Division I level, while helping 19 players reach the National Basketball Association.

Sadler spent the last two years at Kansas and Iowa State respectively, winning two Big XII titles and advancing to the NCAA Sweet Sixteen both years. While at ISU, Sadler learned under head coach Fred Hoiberg, who plays an NBA style of offense, which Sadler brings to Southern Miss.

Sadler spent six years at Nebraska, compiling a 101-89 record and three NIT appearances. Sadler opened his tenure with the Cornhuskers with five straight wins, including his 50th as a Division I coach over nationally-ranked Creighton. He went on to guide NU to 17 wins, tying for the third-most victories by a first-year coach in Nebraska history.

In 2007-08, Sadler led his second squad to 20 victories, just the 12th 20-win season in program history and the first since 1999, guiding the Huskers to the second round of the NIT.

The following year, Nebraska earned an 18-13 record, including an 8-8 record in Big XII play. It was the first .500 conference record by the Huskers in a decade, and ended with their second straight NIT appearance.

That year, Nebraska had the best scoring defense in the league at 60.4 points per game, the second-best mark at NU in the last 50 years. The Huskers’ second straight NIT appearance marked the first time in a decade that Nebraska had played in the

postseason in consecutive years.

Following a year that saw Sadler put the youngest team in the Big XII on the floor, Sadler led Nebraska to the NIT in 2010-11, earning a 19-13 record. The Huskers were led by a defense that ranked in the top-20 nationally in both scoring and field goal percentage. The 89 wins in his first five seasons are the most by an NU coach in Nebraska history.

Sadler, 55, began his Division I head coach career by spending two seasons leading the program at UTEP, where he helped continue the long-standing tradition of success in Miners basketball.

Sadler’s UTEP teams boasted 48 victories in his two years as head coach and won 72.7-percent of their games. Including his first season with the Miners as an assistant coach, Sadler helped UTEP to 72 victories over three years, ranking the Miners 20th nationally in victories during that span. The Miners gained three straight postseason appearances with Sadler on the bench.

A native of Greenwood, Ark., Sadler made one of the most successful Division I coaching debuts in college basketball history, as his 2004-05 Miners squad ran to an impressive 27-8 record and an NCAA Tournament berth. UTEP won a school-record 14 Western Athletic Conference (WAC) games and its first WAC Tournament title in 15 years to earn the league’s automatic bid.

The 27 wins were one off the UTEP school record. They also put Sadler in rare territory, as the mark still ranks ninth in NCAA history for victories by a first-year Division I coach.

Sadler led UTEP to 21 victories in 2005-06 and an NIT berth, relying on a defense that ranked 15th nationally by allowing only 59.5 points per game. UTEP set a C-USA record by allowing just 56 points per game in conference play in 2005-06, and also allowed teams to hit just 40.6 percent from the floor on the year, the program’s best mark since 1974.

While solid defense is a staple of his teams, Sadler understands the need to put creative scorers in a position to flourish. That was especially noticeable in his first UTEP team, as the 2005 Miners set the school record for points scored (2,616, 74.7 ppg), assists (579) and free throw percentage (.792).

Sadler helped two players, Omar Thomas and Filberto Rivera, earn first-team All-WAC honors in 2005, the first time UTEP had a pair of players



Coaching Staff

What others are saying about Sadler...

"This is not a home run, this is a grand slam hire. I have coached against his teams for 20 years and his teams play tough and are extremely difficult to guard. He will do great at Southern Miss."

John Calipari, Kentucky Head Coach

"Doc Sadler is a great fit for Southern Miss Basketball. His teams have won a lot of games with grit and toughness and it will be no different in Hattiesburg. Golden Eagle fans will embrace him because he wasn't born with a silver coaching spoon in his mouth. He's earned his success."

Fran Fraschilla, ESPN College Basketball Analyst

"I couldn't be happier for Doc, but we will miss him greatly here at Iowa State. Much of our success this past year was because of Doc's influence on our team. Southern Miss is getting an excellent basketball coach and an even better person who will do special things for the program."

Fred Hoiberg, Iowa State Head Coach

"I've known Doc for almost 30 years. He's a really good guy that can flat out coach and recruit. Players want to play for him. I'm so excited for Doc but also very happy for the Southern Miss community."

Bill Self, Kansas Head Coach

on the first team in 20 years. Thomas also earned MVP honors after an outstanding performance at the league tournament. A year later, John Tofi, one of two 1,000-point scorers on the squad, was the third Miner to earn a first-team all-league certificate under Sadler.

Before taking over as head coach, Sadler was an assistant at UTEP under then-head coach Billy Gillispie in 2003-04 when the Miners made their first NCAA Tournament appearance in more than a decade. Under Gillispie and Sadler, UTEP tied the biggest turnaround in NCAA history that season as it went from six wins the previous year to 24 wins in Sadler's first season assisting the Miners.

Sadler honed his coaching skills in his native state, as he served as a head coach in the junior college ranks for five years at Arkansas-Fort Smith from 1999 to 2003. His success as a head coach began there, as he posted a 120-39 record at Fort Smith.

Sadler served two stints as an assistant coach at Arkansas-Fort Smith, first in 1988-91 and then again during the 1997-98 season. He took over as head coach and athletic director in 1998 and served in that capacity until 2003 when he left to join Gillispie at UTEP.

Sadler's teams won the Bi-State East Conference title each of his last four years at Arkansas-Fort Smith. The 2001 and 2002 NJCAA Region II Coach of the Year, Sadler led the Lions to the region title

and an appearance in the NJCAA Tournament while winning 30 games each of those seasons. Off the court, his teams had a 95-percent graduation rate during his tenure and every sophomore over his last two seasons at UAFS was awarded a scholarship to a four-year institution, including eight Division I scholarships.

Honing his administrative and fundraising skills, Sadler oversaw a department that posted a 72.4 winning percentage across all sports under his guidance while he also spearheaded efforts to build a new basketball arena for the university.

Considered by many to be a tremendous tactician and strategist, Sadler is equally as impressive on the recruiting paths. Sadler has signed eight players who have gone on to play in the NBA, including Michael Batiste, Tony Battie, Cory Carr, Mark Davis, Darvin Ham, Eddie House, Maurice Jeffers and Jason Sasser.

Sadler has also coached 11 other players who reached the NBA -- Greg Anderson, Mario Bennett, Randy Brown, Isaac Burton, Byron Irvin, Joe Klein, Andrew Lang, Ron Riley, Alvin Robertson, Darrell Walker and Rickie Winslow. Overall, Sadler's total is an impressive 19 former pupils who reached the highest level of professional basketball.

As an assistant coach, Sadler served stints at nine current Division I schools, including Arkansas (1982-85, under Coach Eddie Sutton), Lamar (1985-

86, under Coach Pat Foster), Houston (1986), Chicago State (1987-88, under Coach Tommy Suitts), Texas Tech (1991-94, under Coach James Dickey), Arizona State (1994-97, under Coach Bill Freider), UTEP (2003-04, under Coach Billy Gillispie), Kansas (2012-13 under Coach Bill Self) and Iowa State (2013-14 under Coach Fred Hoiberg).

Over 14 full seasons as a Division I assistant coach, 11 of his teams reached the postseason, including ASU's 1996 team that reached the Sweet 16 of the NCAA Tournament. At Texas Tech, Sadler helped the Red Raiders to the 1993 Southwest Conference title and an NCAA appearance. He recruited talent that helped the Red Raiders to a 28-1 record and a Sweet 16 appearance in 1996.

The energetic Sadler also served one season as a high school coach, guiding County Line High School to a 38-7 record.

Sadler, who was a four-year student manager for the Arkansas Razorbacks under Coach Eddie Sutton, earned his bachelor's degree in physical education in 1982 before beginning his collegiate coaching career with Sutton at Arkansas. Sadler added a masters of science degree in education from Northeastern State in 1991.

Sadler and his wife, Tonya, who is also a native of Greenwood, Ark., have two sons, Landon and Matthew.

Sadler's Year-by-Year Record

Year	School	Overall		Conference			Postseason
		W	L	W	L	Place	
2004-05	UTEP	27	8	14	4	2nd	NCAA 1st Round
2005-06	UTEP	21	10	11	3	3rd	NIT 2nd Round
2006-07	Nebraska	17	14	6	10	t-7th	—
2007-08	Nebraska	20	13	7	9	t-7th	NIT 2nd Round
2008-09	Nebraska	18	13	8	8	8th	NIT 1st Round
2009-10	Nebraska	15	18	2	14	12th	—
2010-11	Nebraska	19	13	7	9	t-7th	NIT 1st Round
2011-12	Nebraska	12	18	4	14	t-11th	—
2014-15	Southern Miss	3*	20	3*	14	13th	—
2015-16	Southern Miss	8	21	5	13	13th	—
Total	10 years	160	148	67	98		

*First six wins vacated by NCAA

NCAA Tournament Appearances

Year	School	W	L	Pct.	Round
2004-05	UTEP	0	1	.000	First
Total	1 year	0	1	.000	

NIT Appearances

Year	School	W	L	Pct.	Round
2005-06	UTEP	1	1	.500	Second
2007-08	Nebraska	1	1	.500	Second
2008-09	Nebraska	0	1	.000	First
2010-11	Nebraska	0	1	.000	First
Total	4 years	2	4	.333	

Summary

Career	10 years	160	148	(.519)
Conference	10 years	67	98	(.406)
Postseason	5 years	2	5	(.286)



Coaching Staff

Sadler's Record vs. Opponents


Opponent	W-L	Pct.							
Alabama	0-2	.000	Maryland-Eastern Shore	3-0	1.000	South Dakota State	1-0	1.000	
Alabama A&M	3-0	1.000	Memphis	0-2	.000	Southeastern Louisiana	1-0	1.000	
Alabama State	2-0	1.000	Miami (Fla.)	1-0	1.000	Southeastern Oklahoma State	1-0	1.000	
Alcorn State	3-0	1.000	Michigan	0-2	.000	Southern Illinois	0-1	.000	
Arizona State	2-1	.667	Michigan State	0-2	.000	Southern Miss	2-0	1.000	
Arkansas-Pine Bluff	3-0	1.000	Middle Tennessee	0-3	.000	Southern Utah	1-0	1.000	
Baylor	1-5	.167	Minnesota	0-2	.000	Spring Hill	1-0	1.000*	
Boise State	3-0	1.000	Mississippi State	0-0	First Meeting	Stephen F. Austin	0-0	First Meeting	
BYU	0-1	.000	Mississippi Valley State	1-0	1.000	Syracuse	0-1	.000	
Central Michigan	1-0	1.000	Missouri	7-5	.583	TCU	4-0	1.000	
Charlotte	1-2	.333	Morehead State	0-0	.000	Texas	2-3	.400	
Chicago State	1-0	1.000	Nebraska-Omaha	1-0	1.000	Texas A&M	2-4	.333	
Colorado	5-5	.500	Nevada	1-1	.500	Texas Southern	1-0	1.000	
Creighton	3-3	.500	New Mexico	0-2	.000	Texas Tech	4-3	.571	
Davidson	0-1	.000	New Mexico State	4-0	1.000	Tougaloo	0-0	First Meeting	
Delaware State	1-0	1.000	Norfolk State	1-0	1.000	Troy	1-1	.500*	
Drexel	0-1	.000	North Carolina Central	1-0	1.000	Tulane	1-1	.500	
East Carolina	1-0	1.000	North Dakota	1-0	1.000	Tulsa	4-1	.800	
Eastern Washington	1-0	1.000	North Dakota State	2-0	1.000*	UAB	1-4	.200	
FIU	1-1	.500	North Texas	3-1	.750*	UCF	0-1	.000	
Florida A&M	1-0	1.000	Northwestern	0-1	.000	UMBC	0-1	.000	
Florida Atlantic	1-1	.500	Occidental College	1-0	1.000	UMKC	1-0	1.000	
Florida Gulf Coast	1-0	1.000	Ohio State	0-2	.000	Union (Tenn.)	0-0	First Meeting	
Florida State	0-0	First Meeting	Oklahoma	3-2	.600	USC	3-0	1.000	
Fresno State	1-1	.500	Oklahoma Panhandle State	1-0	1.000	USC-Upstate	1-0	1.000	
Georgetown	0-1	.000	Oklahoma State	2-5	.286	UT-Pan American	1-0	1.000	
Georgia State	0-2	.000	Old Dominion	1-1	.500	UT-Permian Basin	1-0	1.000	
Grambling	1-0	1.000	Ole Miss	0-1	.000	Utah	0-1	.000	
Hawaii	3-1	.750	Oregon	1-2	.333	UTEP	2-2	.500	
Hofstra	1-0	1.000	Oregon State	1-1	.500	UTSA	2-2	.500	
Houston	2-1	.667	Pacific	1-1	.500	Vanderbilt	0-1	.000	
Illinois	1-1	.500	Penn State	1-1	.500	Wake Forest	0-1	.000	
Indiana	1-0	1.000	Presbyterian	1-0	1.000	Western Kentucky	1-3	.250	
Iowa	1-1	.500	Princeton	1-0	1.000	Western New Mexico	1-0	1.000	
Iowa State	3-7	.300	Purdue	0-2	.000	Wichita State	0-1	.000	
IPFW	3-0	1.000	Rhode Island	1-1	.500	William Carey	1-1	.500*	
Jackson State	3-2	.600	Rice	4-3	.572	Wisconsin	0-2	.000	
Kansas	0-11	.000	Rutgers	1-1	.500	Wyoming	1-0	1.000	
Kansas State	3-7	.300	San Diego State	0-0	First Meeting	Total	160-148	.519	
Lipscomb	1-0	1.000	Saint Louis	1-1	.500				
Louisiana-Lafayette	0-1	.000	San Jose State	3-0	1.000				
Louisiana Tech	1-5	.167	Savannah State	3-0	1.000				
LSU	0-1	.000	SMU	4-0	1.000				
Lubbock Christian	1-0	1.000	South Alabama	2-0	1.000*				
Marshall	1-2	.333	South Carolina State	1-0	1.000				
			South Dakota	2-0	1.000				

** 2016-17 Opponents in **BOLD** **

*One win each vacated by NCAA at start of 2014-15 season



Coaching Staff



CHRIS CROFT

Assistant Coach

Third Season // Southern Miss, 1995

Croft at a Glance

Date of Birth	January 4, 1973
Hometown	Louisville, Miss.
Education	Southern Miss, 1995
Years at Southern Miss	Third
Years in Coaching	19th

Coaching Career

1996-98	Administrative Assistant Oklahoma State
1998-99	Recruiting Coordinator UMES
1999-03	Assistant Coach Washington State
2003-05	Head Coach Martin Methodist
2006-12	Director of Basketball Operations Nebraska
2014-Present	Director of Basketball Operations Southern Miss

Chris Croft was named an assistant coach in Aug. 2016 after serving the two previous seasons as the director of basketball operations.

A native from Louisville, Mississippi, Croft reunited with Doc Sadler after serving on his staff at both UTEP and Nebraska. Croft has assisted Sadler in reaching postseason play in four of the years he has worked with him.

Croft has a wealth of both coaching and administrative experience with over eighteen years in college basketball. He has been a member of teams in the Big 12, PAC 10, Big Ten, and CUSA on three occasions. Additionally, he was a head coach at the NAIA level.

Croft broke into the coaching profession as an undergraduate student assistant at East Central Community College in 1991-93. While at ECCC, he was part of a state championship team and the squad made two regional tournament appearances. Croft then assisted Coach M.K. Turk at Southern Miss as an undergraduate student manager with both teams advancing to the Metro Conference Championship game and to the NIT. He was then named a graduate assistant coach at the age 22 in 1995 which was the inaugural year of CUSA.

Croft then moved to the Big 12 Conference under Coach Eddie Sutton as an administrative assistant at Oklahoma State before the 1996-97 season. In two seasons with the Cowboys, Croft helped OSU to a pair of postseason appearances, including the second round of the 1998 NCAA Tournament. He moved on to Maryland Eastern Shore for one year in a recruiting capacity before spending four seasons at Washington State including the last year in a recruiting role. Croft gained international coaching experience as he was the head coach for the Planet Basketball All-Star team that toured New Zealand in the

summer of 2001.

In 2003, Croft was named head coach at Martin Methodist College at the age of 30. Croft's first squad won 22 games and grabbed the TranSouth Conference title, the first in school history, while also advancing to the NAIA Tournament. He was the first coach in league history to win a championship in his initial season as a head coach, and also was the youngest head coach in league history to win the championship. He led his team to 13 road wins to rank second nationally across all divisions of four-year colleges. Croft's team led the conference in scoring defense, as he coached four all-conference players and seven academic all-conference student-athletes.

Croft began his association with Sadler in 2005 at UTEP as a program specialist. He oversaw several administrative areas for the Miners, as the squad reached the NIT in 2006 after being one of the top teams in CUSA.

He then followed Sadler to Nebraska as director of basketball operations in 2006. He also served as a full-time recruiting and coaching spot during his tenure. Croft helped lead Nebraska to three NIT postseason appearances.

After that, he spent time as an Assistant Professor of Sport Management at the University of Southern Indiana. This opportunity was afforded due to his ability to receive his doctorate degree on the side and combined with his hands-on coaching and administrative experience.

Croft earned his bachelor's degree in coaching and sports administration from Southern Miss in 1995 and received a master's degree in human performance in 1996. Croft completed his doctoral degree in educational leadership and administration through UTEP in 2008. Croft is married to Terri Batterman from Delmont, S.D.



Coaching Staff



MARQUES TOWNSEND

Assistant Coach

Second Season // Kansas, 2014

Townsend at a Glance

Date of Birth	April 2, 1985
Hometown	San Jose, Calif.
Education	Kansas, 2014
Years at Southern Miss	First
Years in Coaching	First

Coaching Career

2012-14	Manager/ Administrative Volunteer Kansas
2014-15	Director of Basketball Operations Little Rock
2015-present	Assistant Coach Southern Miss

Southern Miss men's basketball head coach Doc Sadler announced Marques Townsend as a new assistant coach in 2015. Townsend previously spent one season as the director of basketball operations at UALR.

"In looking for an assistant coach, I was looking for someone with experience in a lot of different areas, including player development," Sadler said. "I had the opportunity to work with Marques two years ago while at Kansas. After watching his relationship with the players and seeing the respect they had for him, I knew that he would be a candidate to be one of my assistants. Stability, knowledge, solid player relationships and youth were the four things I was looking for in an assistant and Marques has them all."

During the 2014-15 season, the Trojans posted an upset victory over SBC regular season and tournament champion Georgia State, marking the last team to defeat the Panthers before falling in the Round of 32 in the NCAA Tournament. In addition, UALR swept in-state rival Arkansas State in a pair of games.

Prior to his stint at UALR, Townsend spent two years as a manager and administrative volunteer at Kansas from 2012-14.

While at Kansas, Townsend collaborated with coaches

and managers in producing scouting reports, helping the Jayhawks to 56 wins in his two seasons. He handled the bulk of the staff's video responsibilities, filming each game and producing digital and DVD copies for coaches, opponents and officials.

Townsend also spent the 2007 calendar year as a student equipment manager at Kansas. In addition to administrative duties, he managed the sports equipment for over 250 student-athletes, including KU track & field, softball, rowing, soccer and women's basketball.

Between his stints in the Kansas athletic department, Townsend was a security forces patrolman with the United States Navy from 2008-12. He spent three summers (2002-04) as a teaching assistant at Pinnacle Academy in Santa Clara, Calif., and served as a coach at Bill Self Basketball Camp for four summers (2006-07, 2012-13).

Townsend was a member of the Lassen College men's basketball team from 2003-05. Playing for head coach Fred Chmiel, he helped the team to a Golden Valley Conference title and the California Community College Playoffs in 2004.

He earned his bachelor's in communication studies from Kansas in July 2014. Townsend and his wife, Anna, have two sons, Elijah and Benjamin.



Coaching Staff



CLARENCE WEATHERSPOON

Assistant Coach
First Season // Southern Miss, 1993

Weatherspoon at a Glance	
Date of Birth	Sept. 8, 1970
Hometown	Columbus, Miss.
Education	Southern Miss, 1993
Years at Southern Miss	First
Years in Coaching	First
Coaching Career	
2016-present	Assistant Coach Southern Miss

Head coach Doc Sadler announced the addition of Golden Eagle legend Clarence Weatherspoon to his staff in Aug. 2016.

Weatherspoon's No. 35 jersey is the only one retired in program history. His 2,130 points are the second all-time at the school and inspired the Philadelphia 76ers to make him the ninth overall pick in the 1992 draft. Weatherspoon set a franchise rookie record with 1,290 points and evaded the sophomore slump with 45 double-doubles, the seventh-most in NBA history.

He averaged 11.5 points and 7.5 rebounds per game throughout his 13-year NBA career. That stretch included stops in Philadelphia (1992-98), Golden State (1998), Miami (1999-00), Cleveland (2000-01), New York (2001-03) and Houston (2003-05).

Weatherspoon's dunks and iron-man abilities were the most distinguishable factors of his playing days. He played

in 231 consecutive games for one stretch in his Philly years and also competed in the 1993 Slam Dunk Contest.

Weatherspoon has also had plenty of professional success in the private sector. As CEO of 3535 Entertainment, his responsibilities included contract negotiations, artist development, management and tour support. As a result, he negotiated label contracts with Asylum Records and Warner Music Group.

He has also been a speaker at schools, camps and banquets and presented on numerous occasions including TV and radio as a former athlete. His hardwood success also blended there as well, organizing basketball camps in Brazil and Germany.

Weatherspoon is a native of Crawford, Miss. and earned his degree from Southern Miss as well in 1993. He and his wife, Hazel, have two sons, Clay and Bryant, and a daughter named Simone.



Coaching Staff



KYLE ROANE

Director of Basketball Operations
First Season // Southern Miss, 1995

Roane at a Glance

Date of Birth	July 14, 1973
Hometown	Brooklyn, Miss.
Education	Southern Miss, 1995
Years at Southern Miss	First
Years in Coaching	25th

Coaching Career

1992-96	Assistant Coach Pearl River CC
1996-00	Assistant Coach Southern Miss
2000-03	Associate Head Coach Southern Miss
2003-05	Assistant Coach Forrest County Agricultural HS
2005-06	Assistant Coach Pearl River CC
2006-08	Head Coach Jones County CC
2008-10	Assistant Coach Jacksonville State
2010-11	Assistant Coach Forrest County Agricultural HS
2010-14	Head Coach Petal High School
2014-16	Assistant Coach Southeastern Louisiana
2016-present	Director of Basketball Operations Southern Miss

The Southern Miss men's basketball program added another familiar face as alum and former assistant coach Kyle Roane was hired as the Director of Basketball Operations in Aug. 2016. He served the previous two years on the Southeastern Louisiana bench as an assistant.

"I am excited about the opportunity to join Coach Sadler's staff," Roane said. "Southern Miss and the people that make up Hattiesburg and the university community are special. Coach Sadler has instilled major excitement in the basketball program, and I look forward to serving as the Director of Basketball Operations as we move in a very positive direction."

The news came on the heels of Southern Miss alumni Clarence Weatherspoon and Chris Croft being named assistant coaches on Aug. 23.

"I'm so excited to bring another Southern Miss coach back to his alma mater," head coach Doc Sadler said. "He is the finishing piece to the puzzle in getting us going in the right direction."

Roane went to Hammond, La., to work for the Lions following three seasons as the head boys basketball coach at Petal (Miss.) High School. Prior to that he spent one season as the head coach at his alma mater, Forrest County Agricultural High School, leading it to the first round of the south state tournament.

Before returning to Forrest County Agricultural, Roane was at Jacksonville State University, where the Mississippi native teamed up once again with head coach James Green after the pair enjoyed tremendous success in a seven-year stint together at Southern Miss. Roane came to Jacksonville State after serving the previous two seasons as the head coach at Jones County Junior College in Ellisville, Miss.

Roane was the first person named to Green's staff at JSU after he was named the school's head coach in the spring of 2008, bringing over 16 years of coaching experience at almost every level to the Gamecocks program.

A native of Brooklyn, Miss., and a 1995 graduate of Southern Miss with a degree in coaching and sports administration, Roane got his coaching career started early, when he was named an assistant at Pearl River Community College in Poplarville, Miss. He would spend the first four years of his career at PRCC, helping the Wildcats to the 1995 Mississippi state title along the way.

In 1996, he joined Green as a member of his first staff at Southern Miss, where he served as an assistant for four seasons before being promoted to the Eagles' Associate Head Coach in 2000, a position he would hold for three years.

While in Hattiesburg, Roane helped guide the Golden Eagles to a pair of 22-win seasons, the first of which came in 1997-98, when they posted a 22-11 record and advanced to the NIT to face Auburn.

Roane's transition into the Associate Head Coach's role was a successful one, as the Eagles posted a 22-9 record and won Conference USA's regular season title in his first season in the new role. Southern Miss went 11-5 in league play, earning their second NIT berth in four seasons, this time taking on Mississippi State in Starkville, Miss.


After his tenure at his collegiate alma mater Southern Miss, Roane took the reigns at his high school alma mater, Forrest County Agricultural High School in his hometown of Brooklyn. He spent two seasons as the Aggies' head coach, taking them to back-to-back postseason appearances before going back to where his coaching career began at Pearl River CC.

In his second stint with the Wildcats, Roane helped them to the South State Championship and a runner-up finish in Regional XXIII. He then moved on to Jones County Junior College, where he was named the school's head coach in 2006, the beginning of a two-year stay.

Roane is married to the former Brooke Dykes. The couple has two children, Spencer and Shelby.



Support Staff



Doug Compton
Video
Coordinator




Tyler Schaul
Graduate Assistant
Coach



Jake Stoffers
Graduate Assistant
Coach




Yuji Katsuta
Assistant
Athletic Trainer




Michael Chatman
Assistant Strength &
Conditioning Coach



Norma Burke
Basketball
Administrative Assistant



Christian Barnhill
Head Student
Manager




Jordean Brigham
Student
Manager




Zack Guelker
Student
Manager




Rodney Harris
Student
Manager



Connor McNelis
Student
Manager



DeMarcus Miles
Student
Manager



Jeremy Tekulve
Student
Manager



Dr. Rodney Bennett
University
President




Bill McGillis
Director of
Athletics



Daniel Feig
Executive Associate
Athletics Director



Kent Hegenauer
Senior Associate AD /
for Internal Operations



Sonya Varnell
Senior Associate AD /
Olympic Sports / Senior
Woman Administrator



Brent Jones
Senior Associate AD /
External Affairs



Dr. Dennis Phillips
Faculty Athletics
Representative



Brian Morrison
Senior Associate AD /
Director of
Development



Jane Massengale
Assistant AD /
Business Operations



Patrick Stewart
Assistant AD /
Equipment Operations



Tim Atkinson
Associate AD /
Facilities and Event
Operations




Kylie Amato
Associate AD /
Academic Support
Services



Kyle George
Associate AD /
Marketing and
Communications



Jack Duggan
Assistant AD /
Communications



David Cohen
Director of
Communications/
MBB Contact



Todd McCall
Assistant AD /
Athletic Training



Kaylie Shannon
Assistant AD /
Sports Technology



Chris Condit
Assistant AD /
Ticket Operations



Christy Holloway
Chief Financial
Officer / Athletics and
Athletic Foundation



Austin Cox
Chief of Staff



2015-16 Statistics

2015-16 Southern Miss Overall Statistics

Record: 8-21 (Home: 6-9, Away: 2-12, Neutral: 0-0)

No	Player	GP-GS	Min-Avg	FG-FGA	Pct	3FG-FGA	Pct	FT-FTA	Pct	Off-Def	Tot-Avg	PF	FO	A	TO	Blk	Stl	Pts-Avg
02	JACKSON, Kourtlin	28-27	780 27.9	124-274	.453	56-129	.434	103-134	.769	21-108	129-4.6	64	3	36	48	8	32	407 14.5
05	PRICE, Khari	29-29	859 29.6	89-219	.406	40-115	.348	60-72	.833	17-74	91-3.1	75	2	131	61	5	33	278 9.6
15	DAVIS III, Eddie	9-6	192 21.3	31-66	.470	9-24	.375	14-24	.583	17-34	51-5.7	19	0	7	10	2	5	85 9.4
00	WATTS, Raheem	28-23	620 22.1	74-161	.460	18-56	.321	45-60	.750	23-65	88-3.1	90	7	15	38	2	15	211 7.5
22	CAMPBELL, Quinton	29-20	661 22.8	64-163	.393	43-129	.333	22-33	.667	11-86	97-3.3	39	1	30	27	4	12	193 6.7
10	BLEVINS, Keljin	29-24	648 22.3	53-156	.340	11-49	.224	52-81	.642	31-69	100-3.4	55	1	21	49	7	12	169 5.8
11	RAMEY, Michael	29-5	488 16.8	58-149	.389	37-97	.381	6-9	.667	3-34	37-1.3	48	1	11	15	0	6	159 5.5
14	O'DONNELL, Michael	19-6	392 20.6	34-79	.430	18-42	.429	12-22	.545	20-40	60-3.2	47	3	19	21	7	7	98 5.2
12	ROWE, Tim	29-4	453 15.6	41-96	.427	2-8	.250	35-59	.593	33-53	86-3.0	47	1	6	36	25	8	119 4.1
03	THOMAS III, Robert	29-0	390 13.4	24-65	.369	18-46	.391	25-34	.735	4-31	35-1.2	35	0	33	31	0	10	91 3.1
01	EDWARDS, Cortez	29-1	417 14.4	20-68	.294	5-26	.192	11-12	.917	8-46	54-1.9	24	0	44	27	3	16	56 1.9
Team										40-52	92	25						
Total		29	5900	612-1496	.409	257-721	.356	385-540	.713	228-692	920-31.7	543	19	353	388	63	156	1866-64.3
Opponents		29	5900	687-1575	.436	249-699	.356	422-605	.698	281-745	1026-35.4	525	-	395	343	87	189	2045-70.5

SCORE BY PERIODS:	1st	2nd	OT	OT2	Total
Southern Miss	842	996	24	4	1866
Opponents	956	1054	28	7	2045

2015-16 Southern Miss Conference USA Statistics

Record: 5-13 (Home: 4-5, Away: 1-8, Neutral: 0-0)

-----TOTAL----- -----3-PTS----- -----REBOUNDS-----																		
No	Player	GP-GS	Min-Avg	FG-FGA	Pct	3FG-FGA	Pct	FT-FTA	Pct	Off-Def	Tot-Avg	PF	FO	A	TO	Blk	Stl	Pts-Avg
02	JACKSON, Kourtlin	18-17	527 29.3	95-199	.477	45-99	.455	69-88	.784	11 77	88 4.9	46	3	21	35	7	24	304-16.9
05	PRICE, Khari	18-18	565 31.4	52-127	.409	21-60	.350	41-50	.820	10 44	54 3.0	50	2	94	46	2	27	166 9.2
00	WATTS, Raheem	18-18	446 24.8	59-119	.496	17-48	.354	29-42	.690	14 42	56 3.1	68	6	10	24	2	12	164 9.1
22	CAMPBELL, Quinton	18-14	432 24.0	44-109	.404	30-88	.341	17-28	.607	9 63	72 4.0	28	1	18	18	4	8	135 7.5
14	O'DONNELL, Michael	11-3	244 22.2	25-53	.472	15-32	.469	6-12	.500	9 26	35 3.2	28	2	12	10	6	6	71 6.5
10	BLEVINS, Keljin	18-14	414 23.0	33-94	.351	4-27	.148	38-61	.623	22 36	58 3.2	39	1	10	29	5	7	108 6.0
11	RAMEY, Michael	18-4	293 16.3	36-93	.387	25-66	.379	4-6	.667	3 20	23 1.3	28	1	6	7	0	2	101 5.6
12	ROWE, Tim	18-2	311 17.3	30-58	.517	2-6	.333	32-51	.627	16 37	53 2.9	31	1	6	18	17	6	94 5.2
03	THOMAS III, Robert	18-0	230 12.8	14-38	.368	12-28	.429	23-29	.793	2 21	23 1.3	22	0	22	21	0	4	63 3.5
01	EDWARDS, Cortez	18-0	238 13.2	11-30	.367	3-10	.300	5-6	.833	2 29	31 1.7	15	0	29	7	1	10	30 1.7
Total		18	3700	399-920	.434	174-464	.375	264-373	.708	124 425	549 30.5	355	17	228	229	44	106	1236-68.7
Opponents		18	3700	445-978	.455	154-419	.368	291-417	.698	168 461	629 34.9	344	-	249	205	60	112	1335-74.2

x-Inactive Player

Score by Periods:	1st	2nd	OT	Total
Southern Miss	488	550	20	1,058
Opponents	606	605	18	1,229



2015-16 Southern Miss Season Results

(OVERALL: 8-21, C-USA: 5-13, HOME: 6-9, AWAY: 2-12, NEUTRAL: 0-0)

Date	Time	Opponent	Score		Attend	High Points	High Rebounds
11/14/15	7 p.m.	at Memphis	49-67	L	11,786	13 - Eddie Davis III	13 - Michael O'Donnell
11/17/15	7 p.m.	JACKSON STATE	60-78	L	2,933	13 - Raheem Watts	6 - Eddie Davis III
11/23/15	7 p.m.	WILLIAM CAREY	78-84	L	3,864	20 - Khari Price	9 - Cortez Edwards
11/28/15	3 p.m.	at Morehead State	46-61	L	2,775	13 - Robert Thomas III	4 - Kourtlin Jackson
							4 - Michael Ramey
12/01/15	7:30 p.m.	at Troy	59-69	L	1,633	15 - Kourtlin Jackson	11 - Keljin Blevins
12/04/15	7 p.m.	ALABAMA	55-58	L	3,296	16 - Khari Price	8 - Eddie Davis III
12/06/15	4 p.m.	NORTH DAKOTA STATE	74-62	W	2,972	17 - Quinton Campbell	8 - Kourtlin Jackson
12/14/15	7 p.m.	at South Alabama	57-54	W	3,146	25 - Kourtlin Jackson	8 - Keljin Blevins
12/19/15	4 p.m.	GEORGIA STATE	46-66	L	2,358	20 - Khari Price	10 - Khari Price
12/22/15	6 p.m.	at Tulane	40-59	L	1,541	12 - Eddie Davis III	5 - Kourtlin Jackson
12/29/15	7 p.m.	SOUTHEASTERN OKLAHOMA STATE	66-52	W	2,450	25 - Kourtlin Jackson	8 - Kourtlin Jackson
01/02/16	6 p.m.	at LA Tech*	57-87	L	3,302	14 - Kourtlin Jackson	5 - Tim Rowe
							5 - Kourtlin Jackson
01/07/16	7 p.m.	CHARLOTTE*	76-82	L	2,703	16 - Kourtlin Jackson	9 - Michael O'Donnell
01/09/16	7 p.m.	OLD DOMINION*	73-71	W	2,779	20 - Khari Price	7 - Kourtlin Jackson
01/14/16	6 p.m.	at Florida Atlantic*	51-58	L	1,699	20 - Tim Rowe	9 - Quinton Campbell
01/16/16	6 p.m.	at FIU*	66-60	W	1,258	23 - Kourtlin Jackson	6 - Kourtlin Jackson
01/23/16	7 p.m.	LA TECH*	59-70	L	3,334	17 - Khari Price	7 - Keljin Blevins
01/28/16	7 p.m.	UTEP*	71-58	W	2,824	15 - Kourtlin Jackson	9 - Quinton Campbell
01/30/16	7 p.m.	UTSA*	86-70	W	3,343	20 - Kourtlin Jackson	7 - Keljin Blevins
							7 - Kourtlin Jackson
02/04/16	8 p.m.	at North Texas*	54-70	L	1,607	15 - Raheem Watts	8 - Kourtlin Jackson
02/06/16	7 p.m.	at Rice*	65-72	L	2,760	14 - Keljin Blevins	6 - Khari Price
							6 - Kourtlin Jackson
							6 - Raheem Watts
02/11/16	7 p.m.	UAB*	77-80	Lot2	2,895	21 - Kourtlin Jackson	9 - Raheem Watts
02/13/16	7 p.m.	MIDDLE TENNESSEE*	54-76	L	2,917	14 - Kourtlin Jackson	6 - Kourtlin Jackson
02/18/16	8 p.m.	at UTEP*	73-78	L	7,012	17 - Kourtlin Jackson	5 - Michael O'Donnell
02/20/16	3 p.m.	at UTSA*	53-74	L	1,250	11 - Kourtlin Jackson	4 - Cortez Edwards
02/25/16	7 p.m.	RICE*	74-76	Lot	2,547	31 - Kourtlin Jackson	6 - Kourtlin Jackson
02/27/16	8 p.m.	NORTH TEXAS*	81-70	W	3,693	27 - Kourtlin Jackson	8 - Quinton Campbell
03/03/16	3 p.m.	at WKU*	60-75	L	3,405	15 - Kourtlin Jackson	6 - Kourtlin Jackson
03/05/16	7 p.m.	at Marshall*	106-108	Lot	6,431	40 - Kourtlin Jackson	9 - Quinton Campbell

* = Conference USA game

Attendance Summary	Games	Totals	Avg / Game
Home	15	44,908	2,994
Away	14	49,605	3,543
Neutral	0	0	0
TOTAL	29	94,513	3,259



Game-by-Game Comparison

Game	1st-2nd-Final	FG-FGA	Pct.	3PM-3PA	Pct.	FT-FTA	Pct.	OR-DR-Rebs	PF	A	TO	BS	ST
Southern Miss	20-29-49	18-67	.269	9-31	.290	4-7	.571	21-27-48	18	13	19	1	5
at Memphis	36-31-67	23-58	.397	3-18	.167	18-25	.720	8-29-37	12	17	7	7	14
Southern Miss	26-34-60	20-49	.408	4-16	.250	16-25	.640	12-17-29	14	8	16	1	4
vs. Jackson State	42-36-78	30-57	.526	11-25	.440	7-10	.700	11-23-34	22	16	15	2	9
Southern Miss	33-45-78	25-61	.410	9-33	.273	19-23	.826	8-29-37	18	15	11	1	4
vs. William Carey	50-34-84	28-63	.444	12-29	.414	16-23	.696	9-30-39	18	17	9	1	5
Southern Miss	16-30-46	12-35	.343	8-15	.533	14-19	.737	4-29-24	22	9	17	2	4
at Morehead State	30-31-61	21-56	.375	7-24	.292	12-19	.632	20-23-43	18	16	13	4	8
Southern Miss	21-38-59	21-58	.362	7-25	.280	10-13	.769	8-26-34	14	10	11	3	6
at Troy	31-38-69	23-59	.390	13-38	.342	10-18	.556	13-31-44	19	16	13	1	9
Southern Miss	30-25-55	21-58	.362	11-29	.379	2-4	.500	10-25-35	19	12	16	0	6
vs. Alabama	29-29-58	17-40	.425	11-29	.379	13-18	.722	1-27-28	9	12	17	6	5
Southern Miss	37-37-74	24-47	.511	8-15	.533	18-23	.783	7-26-33	15	16	15	0	3
vs. North Dakota State	27-35-62	21-56	.375	8-27	.296	12-16	.750	12-18-30	18	10	11	2	5
Southern Miss	27-30-57	18-53	.340	10-27	.370	11-13	.846	8-28-36	16	10	12	1	3
at South Alabama	33-21-54	18-54	.333	11-26	.423	7-9	.778	9-27-36	17	8	12	0	4
Southern Miss	14-32-46	16-51	.314	5-26	.192	9-13	.692	11-23-34	20	7	16	0	4
vs. Georgia State	35-31-66	21-47	.447	3-14	.214	21-23	.913	4-26-30	16	14	9	2	11
Southern Miss	19-21-40	15-48	.313	5-24	.208	5-10	.500	6-20-26	16	9	10	7	2
at Tulane	37-22-59	21-59	.356	9-27	.333	8-14	.571	19-31-50	13	11	13	0	3
Southern Miss	36-30-66	23-49	.469	7-16	.438	13-17	.765	9-26-35	16	16	16	3	9
vs. SE Oklahoma State	21-31-52	19-48	.396	7-23	.304	7-13	.538	7-19-26	19	9	19	2	4
Southern Miss	26-31-57	20-46	.435	3-14	.214	14-26	.533	12-21-33	25	10	20	1	3
at Louisiana Tech	42-45-87	25-58	.431	10-28	.357	27-38	.711	16-21-37	20	19	8	7	15
Southern Miss	36-40-76	28-56	.500	12-27	.444	8-11	.727	8-22-30	23	16	11	1	3
vs. Charlotte	31-51-82	28-52	.538	11-25	.440	15-30	.500	9-22-31	16	19	9	1	3
Southern Miss	34-39-73	22-45	.489	11-26	.423	18-21	.857	3-24-27	19	11	7	6	1
vs. Old Dominion	31-40-71	25-58	.431	7-16	.438	14-18	.778	13-23-36	23	15	7	3	2
Southern Miss	30-21-51	17-45	.378	2-15	.133	15-23	.652	5-24-29	21	2	11	0	5
at Florida Atlantic	21-37-58	20-47	.426	4-17	.235	14-22	.636	6-28-34	19	8	10	2	4
Southern Miss	27-39-66	22-49	.449	6-18	.333	16-22	.727	6-27-33	21	12	8	4	4
at FIU	31-29-60	18-49	.367	3-17	.176	21-28	.750	7-24-31	18	7	7	4	7
Southern Miss	25-34-59	21-55	.382	5-23	.217	12-18	.667	5-28-33	21	12	11	4	6
vs. Louisiana Tech	38-32-70	20-53	.377	7-24	.292	23-31	.742	9-33-42	17	8	10	8	4
Southern Miss	26-45-71	18-54	.333	12-33	.364	23-29	.793	10-26-36	16	13	13	3	6
vs. UTEP	30-28-58	20-50	.400	8-22	.364	10-15	.667	6-30-36	24	13	17	5	9
Southern Miss	35-51-86	22-42	.524	14-28	.500	28-33	.848	2-31-33	26	17	15	4	2
vs. UTSA	22-60-70	22-60	.367	4-21	.190	22-32	.688	11-22-33	26	8	8	0	4
Southern Miss	18-49-54	18-49	.367	7-24	.292	11-23	.478	11-22-33	22	10	17	0	8
at North Texas	29-41-70	21-47	.447	8-17	.471	20-25	.800	7-27-34	20	13	14	6	10
Southern Miss	28-37-65	24-53	.453	7-24	.292	10-18	.556	7-22-29	17	13	14	1	6
at Rice	27-45-72	22-50	.440	8-28	.286	20-22	.909	7-26-33	15	13	12	3	5
Southern Miss	30-35-84-77	28-66	.424	16-38	.421	5-6	.833	11-22-33	15	19	13	3	12
vs. UAB	37-28-87-80	31-64	.484	10-27	.370	8-14	.571	14-27-41	14	20	15	6	9
Southern Miss	32-22-54	17-44	.386	11-22	.500	9-12	.750	4-19-23	16	10	15	1	3
vs. Middle Tennessee	27-49-76	26-53	.491	16-27	.593	8-15	.533	11-26-37	18	17	11	1	10
Southern Miss	34-39-73	28-59	.475	9-28	.321	8-9	.889	7-20-27	15	14	12	1	9
at UTEP	36-42-78	28-54	.519	10-29	.345	12-18	.667	10-25-35	15	18	13	4	4
Southern Miss	31-22-53	18-55	.327	10-29	.345	7-12	.583	5-16-21	10	13	7	5	7
at UTSA	42-32-74	25-49	.510	14-22	.636	10-12	.833	6-33-39	13	17	16	2	2
Southern Miss	30-36-87-74	22-51	.431	13-33	.394	17-22	.773	5-25-30	22	15	14	1	10
vs. Rice	28-38-107-76	29-54	.537	6-20	.300	12-23	.522	6-25-31	18	11	15	3	5
Southern Miss	35-46-81	22-46	.478	11-27	.407	26-37	.703	8-24-32	23	15	10	4	12
vs. North Texas	30-40-70	21-54	.389	9-24	.375	19-28	.679	15-22-37	28	8	15	1	6
Southern Miss	24-36-60	22-48	.458	10-25	.400	6-10	.600	4-16-20	13	9	9	2	5
at WKU	39-36-75	27-52	.519	11-24	.458	10-13	.769	10-23-33	13	17	12	0	4
Southern Miss	54-44-8106	30-57	.526	15-30	.500	31-41	.756	11-36-47	30	17	22	3	4
at Marshall	37-61-10108	37-74	.500	8-31	.258	26-33	.788	5-24-9	27	18	6	4	9
Southern Miss	842-1024-1866	612-1496	.409	257-721	.356	385-540	.713	228-692-920	543	353	388	63	156
Opponents	956-1089-2045	687-1575	.436	249-699	.356	422-605	.698	281-745-1026	525	395	343	87	189



Game-by-Game Points-Rebounds-Assists

Opponent	Score		Watts	Edwards	Jackson	Thomas III	Price	Blevins	Ramey	Rowe	O'Donnell	Davis III	Campbell
at Memphis	49-67		0- 3- 1	0- 3- 0	2- 0- 1	0- 0- 1	3- 4- 3	3- 4- 1	10- 2- 0	4- 6- 0	6-13- 2	13- 8- 2	8- 1- 2
JACKSON STATE	60-78		13- 5- 0	5- 1- 1	2- 2- 0	1- 0- 2	11- 2- 3	12- 2- 0	0- 0- 0	4- 5- 0	1- 1- 2	8- 6- 0	3- 1- 0
WILLIAM CAREY	78-84		4- 1- 0	8- 9- 5	DNP	3- 0- 0	20- 8- 6	10- 6- 1	15- 0- 1	1- 1- 0	9- 4- 2	2- 3- 0	6- 3- 0
at Morehead State	46-61		4- 0- 0	2- 2- 2	9- 4- 2	13- 2- 1	6- 1- 1	1- 2- 1	11- 4- 2	0- 2- 0	0- 1- 0	DNP	0- 0- 0
at Troy	59-69		DNP	0- 3- 2	15- 2- 2	8- 3- 1	7- 2- 2	12-11- 1	3- 2- 0	0- 0- 0	0- 0- 0	2- 9- 1	12- 2- 0
ALABAMA	55-58		4- 6- 0	0- 0- 0	5- 4- 2	0- 2- 2	16- 1- 2	5- 3- 1	8- 1- 0	0- 0- 0	DNP	11- 8- 3	6- 2- 2
N DAKOTA STATE	74-62	W	6- 5- 2	0- 0- 0	12- 8- 6	0- 0- 1	11- 4- 2	4- 1- 3	2- 0- 0	6- 5- 0	DNP	16- 5- 0	17- 4- 2
at South Alabama	57-54	W	4- 2- 0	2- 0- 0	25- 7- 1	0- 1- 0	6- 3- 5	0- 8- 1	0- 2- 0	2- 1- 0	4- 1- 0	11- 3- 0	3- 4- 3
GEORGIA STATE	46-66	L	2- 3- 0	2- 2- 1	2- 1- 0	3- 1- 1	20-10- 4	0- 3- 1	2- 1- 0	2- 5- 0	DNP	10- 5- 0	3- 2- 0
at Tulane	40-59	L	0- 2- 1	5- 2- 2	6- 5- 0	0- 3- 0	5- 0- 4	8- 1- 0	2- 1- 1	2- 1- 0	0- 2- 0	12- 4- 1	0- 1- 0
SE OKLAHOMA ST.	66-52	W	10- 5- 1	2- 1- 2	25- 8- 1	0- 0- 2	7- 2- 5	6- 1- 1	5- 1- 1	4- 7- 0	7- 3- 1	DNP	0- 5- 2
at LA Tech	57-87	L	10- 2- 0	2- 1- 1	14- 5- 0	4- 2- 2	2- 4- 4	12- 3- 1	3- 2- 0	5- 5- 0	2- 4- 1	DNP	3- 1- 1
CHARLOTTE	76-82	L	8- 1- 1	2- 1- 0	16- 4- 4	3- 0- 1	12- 2- 7	14- 5- 1	8- 2- 0	0- 1- 0	13- 9- 1	DNP	0- 3- 1
OLD DOMINION	73-71	W	9- 2- 1	0- 2- 4	13- 7- 0	4- 0- 2	20- 2- 4	9- 2- 0	3- 0- 0	4- 4- 0	DNP	DNP	11- 5- 1
at FAU	51-58	L	4- 3- 0	0- 3- 0	0- 2- 1	5- 1- 0	9- 0- 1	5- 3- 0	2- 1- 0	20- 5- 0	DNP	DNP	6- 9- 0
at FIU	66-60	W	8- 1- 0	6- 4- 2	23- 6- 2	9- 3- 4	2- 3- 3	9- 5- 1	2- 2- 0	5- 2- 0	DNP	DNP	2- 4- 0
LA TECH	59-70	L	2- 3- 2	3- 3- 2	12- 4- 2	0- 2- 0	17- 2- 4	10- 7- 1	2- 1- 0	11- 6- 0	DNP	DNP	2- 3- 1
UTEP	71-58	W	8- 3- 1	0- 0- 3	15- 5- 1	12- 6- 1	10- 3- 2	0- 1- 0	9- 2- 0	4- 3- 1	DNP	DNP	13- 9- 4
UTSA	86-70	W	19- 4- 0	0- 2- 1	20- 7- 1	3- 0- 1	12- 6-11	14- 7- 0	3- 1- 0	2- 3- 0	DNP	DNP	13- 2- 3
at North Texas	54-70	L	15- 4- 0	0- 2- 3	9- 8- 1	2- 1- 2	9- 0- 2	2- 5- 0	2- 0- 0	3- 2- 2	3- 3- 0	DNP	9- 3- 0
at Rice	65-72	L	11- 6- 1	0- 0- 1	6- 6- 1	0- 0- 0	10- 6- 8	14- 2- 1	5- 1- 1	8- 5- 0	0- 0- 0	DNP	11- 2- 0
UAB	77-80	OL	18- 9- 0	0- 0- 1	21- 5- 1	0- 0- 1	14- 4-12	0- 0- 1	6- 0- 0	0- 2- 1	13- 3- 1	DNP	5- 4- 1
MIDDLE TENNESSEE	54-76	L	4- 0- 0	2- 1- 1	14- 6- 2	5- 0- 1	6- 4- 4	0- 0- 1	12- 1- 1	2- 4- 0	3- 1- 0	DNP	6- 2- 0
at UTEP	73-78	L	9- 3- 0	6- 1- 2	17- 1- 2	2- 2- 2	14- 4- 5	0- 1- 0	9- 1- 1	5- 3- 0	11- 5- 2	DNP	0- 2- 0
at UTSA	53-74	L	6- 2- 1	4- 4- 5	11- 1- 0	3- 0- 2	8- 3- 4	0- 3- 0	9- 1- 0	8- 3- 0	4- 3- 0	DNP	0- 0- 1
RICE	74-76	OL	8- 2- 0	0- 1- 0	31- 6- 1	0- 2- 1	12- 2- 7	4- 5- 2	3- 2- 0	2- 1- 0	0- 2- 3	DNP	14- 5- 1
NORTH TEXAS	81-70	W	7- 2- 0	0- 1- 0	27- 4- 0	0- 0- 0	7- 6- 8	5- 4- 0	10- 4- 2	0- 0- 0	16- 2- 2	DNP	9- 8- 3
at WKU	60-75	L	4- 2- 0	4- 3- 2	15- 6- 0	3- 0- 1	2- 1- 4	6- 2- 1	5- 1- 1	7- 3- 0	DNP	DNP	14- 1- 0
at Marshall	106-108	OL	14- 7- 3	1- 2- 1	40- 5- 2	8- 4- 1	0- 2- 4	4- 3- 0	8- 1- 0	8- 1- 2	6- 3- 2	DNP	17- 9- 2



Game-by-Game Highs

Opponent	Date	Score	Points	Rebounds	Assists	Steals	Blocked Shots
at Memphis	11/14/15	49-67	Davis III (13)	O'Donnell (13)	Price (3)	Four with 1	Rowe (1)
JACKSON STATE	11/17/15	60-78	Watts (13)	Davis III (6)	Price (3)	Edwards (2)	Davis III (1)
WILLIAM CAREY	11/23/15	78-84	Price (20)	Edwards (9)	Price (6)	Four with 1	Davis III (1)
at MOREHEAD STATE	11/28/15	46-61	Thomas III (13)	Ramey and Jackson (4)	Three with 2	Ramey (2)	Rowe (2)
at Troy	12/01/15	59-69	Jackson (15)	Blevins (11)	Three with 2	Six with 1	Blevins (2)
ALABAMA	12/04/15	55-58	Price (16)	Davis III (8)	Davis III (3)	Thomas III (2)	
NORTH DAKOTA STATE	12/06/15	74-62	Campbell (17)	Jackson (8)	Jackson (6)	Three with 1	
at South Alabama	12/14/15	57-54	Jackson (25)	Blevins (8)	Price (5)	Jackson (3)	Rowe (1)
GEORGIA STATE	12/19/15	46-66	Price (20)	Price (10)	Price (4)	Four with 1	
at Tulane	12/22/15	40-59	Davis III (12)	Jackson (5)	Price (4)	Davis III/Jackson (1)	Rowe/Price (2)
SE OKLAHOMA STATE	12/29/15	66-52	Jackson (25)	Jackson (8)	Price (5)	Watts (3)	Rowe (2)
at Louisiana Tech	01/02/16	57-87	Jackson (14)	Jackson/Rowe (5)	Price (4)	Three with 1	Rowe (1)
CHARLOTTE	01/07/16	76-82	Jackson (16)	O'Donnell (9)	Price (7)	Three with 1	Campbell (1)
OLD DOMINION	1/9/16	73-71	Price (20)	Jackson (7)	Price/Edwards (4)	Watts (1)	Rowe/Jackson (2)
at Florida Atlantic	1/14/16	51-58	Rowe (20)	Campbell (9)	Price/Jackson (1)	Campbell (2)	
at FIU	1/16/16	66-60	Jackson (23)	Jackson (6)	Thomas III (4)	Rowe (2)	Rowe (3)
LOUISIANA TECH	1/23/16	59-70	Price (17)	Blevins (7)	Price (4)	Edwards (2)	Rowe (3)
UTEP	1/28/16	71-58	Jackson (15)	Campbell (9)	Campbell (4)	Price (2)	Three with 1
UTSA	1/30/16	86-70	Jackson (20)	Jackson/Blevins (7)	Price (11)	Price (2)	Rowe (2)
at North Texas	2/4/16	54-70	Watts (15)	Jackson (8)	Edwards (3)	Watts/Jackson (2)	
at Rice	2/6/16	65-72	Blevins (14)	Three with 1	Price (8)	Three with 2	Rowe (1)
UAB	2/11/16	77-80	Jackson (21)	Watts (9)	Price (12)	Jackson (7)	Three with 1
MIDDLE TENNESSEE	2/13/16	54-76	Jackson (14)	Jackson (6)	Price (4)	Three with 1	Rowe (1)
at UTEP	2/18/16	73-78	Jackson (17)	O'Donnell (5)	Price (5)	Edwards (5)	Watts (1)
at UTSA	2/20/16	53-74	Jackson (11)	Edwards (4)	Edwards (5)	Jackson (5)	O'Donnell (3)
RICE	2/25/16	74-76	Jackson (31)	Jackson (6)	Price (7)	Price/Jackson (3)	Campbell (1)
NORTH TEXAS	2/27/16	81-70	Jackson (27)	Campbell (8)	Price (8)	Price (6)	Blevins (2)
at WKU	3/3/16	60-75	Jackson (15)	Jackson (6)	Price (4)	Price (2)	Price/Jackson (1)
at Marshall	3/5/16	106-108	Jackson (40)	Campbell (9)	Price (4)	Jackson (2)	Three with 1



Game Highs

Southern Miss - TEAM

Points	106	at Marshall (3/5/16)
Field Goals Made	30	at Marshall (3/5/16)
Field Goal Attempts	67	at Memphis (11/14/15)
Field Goal Percentage	.526 (30-57)	at Marshall (3/5/16)
3 Pt Field Goals Made	16	UAB (2/11/16)
3 Pt Field Goal Attempts	38	UAB (2/11/16)
3 Pt Field Goal Percentage	.533 (8-for-15)	North Dakota State (12/6/15)
	.533 (8-for-15)	at Morehead State (11/28/15)
Free Throws Made	31	at Marshall (3/5/16)
Free Throw Attempts	41	at Marshall (3/5/16)
Free Throw Percentage	.889 (8-for-9)	at UTEP (2/18/16)
Rebounds	48	at Memphis (11/14/15)
Assists	19	UAB (2/11/16)
Steals	12	North Texas (2/27/16)
	12	UAB (2/11/16)
Blocked Shots	7	at Tulane (12/22/15)
Turnovers	22	at Marshall (3/5/16)
Fouls	30	at Marshall (3/5/16)

Opponent - TEAM

Points	108	at Marshall (3/5/16)
Field Goals Made	37	at Marshall (3/5/16)
Field Goal Attempts	74	at Marshall (3/5/16)
Field Goal Percentage	.538 (28-52)	Charlotte (1/7/16)
3 Pt Field Goals Made	16	Middle Tennessee (2/13/16)
3 Pt Field Goal Attempts	38	at Troy (12/1/15)
3 Pt Field Goal Percentage	.636 (14-22)	at UTSA (2/20/16)
Free-Throws Made	27	at LA Tech (1/2/16)
Free Throw Attempts	38	at LA Tech (1/2/16)
Free Throw Percentage	.913 (21-23)	Georgia State (12/19/15)
Rebounds	50	at Tulane (12/22/15)
Assists	20	UAB (2/11/16)
Steals	15	at LA Tech (1/2/16)
Blocked Shots	8	LA Tech (1/23/16)
Turnovers	19	SE Oklahoma State (12/29/15)
Fouls	28	North Texas (2/27/16)

Southern Miss - INDIVIDUAL

Points	40	Kourtlin Jackson at Marshall (3/5/16)
Field Goals Made	10	Kourtlin Jackson at Marshall (3/5/16)
Field Goal Attempts	20	Kourtlin Jackson at Marshall (3/5/16)
Field Goal Percentage	.889 (8-for-9)	Kourtlin Jackson vs. SE Oklahoma (12/29/15)
3 Pt Field Goals Made	6	Kourtlin Jackson at Marshall (3/5/16)
	6	Kourtlin Jackson vs. Rice (2/25/16)
	6	Kourtlin Jackson at South Alabama (12/14/15)
3 Pt Field Goal Attempts	13	Kourtlin Jackson vs. Rice (2/25/16)
3 Pt. Field Goal Percentage	1.000 (4-for-4)	Kourtlin Jackson vs. SE Oklahoma (12/29/15)
Free Throws Made	14	Kourtlin Jackson at Marshall (3/5/16)
Free Throw Attempts	16	Kourtlin Jackson at Marshall (3/5/16)
Free Throw Percentage	1.000 (10-for-10)	Khari Price vs. UTEP (1/28/16)
Rebounds	13	Michael O'Donnell at Memphis (11/14/15)
Assists	12	Khari Price vs. UAB (2/11/16)
Steals	7	Kourtlin Jackson vs. UAB (2/11/16)
Blocked Shots	3	Michael O'Donnell at UTSA (2/20/16)
	3	Tim Rowe vs. LA Tech (1/23/16)
	3	Tim Rowe at FIU (1/16/16)
Turnovers	5	Khari Price at Marshall (3/5/16)
	5	Kourtlin Jackson at UTEP (2/18/16)
	5	Khari Price vs. UAB (2/11/16)

Opponent - INDIVIDUAL

Points	35	Jon Elmore at Marshall (3/5/16)
Field Goals Made	12	Marcus Evans at Rice (2/25/16)
Field Goal Attempts	19	4 players, last Jon Elmore at Marshall (3/5/16)
FG Percentage	1.000 (5-for-5)	Terry Winn at UTEP (2/18/16)
3 Pt Field Goals Made	7	Aaron Cosby at WKU (3/3/16)
3 Pt Field Goal Attempts	13	Aaron Cosby at WKU (3/3/16)
3 Pt Field Goal Percentage	1.000 (2-for-2)	4 players, last Christian Wilson at UTSA (2/20)
Free Throws Made	15	Jon Elmore at Marshall (3/5/16)
Free Throw Attempts	15	Jon Elmore at Marshall (3/5/16)
Free Throw Percentage	1.000	Jon Elmore at Marshall (3/5/16)
Rebounds	14	Jeremy Combs vs. North Texas (2/27/16)
Assists	9	4 players, last Max Guercy vs. Rice (2/25/16)
Steals	5	Marcus Evans at Rice (2/6/16)
Blocked Shots	4	William Lee vs. UAB (2/11/16)
Turnovers	5	3 players, last J-Mychal Reese vs. UNT (2/27)



Box Scores

Southern Miss vs Memphis 11/14/15 7:00 p.m. at Memphis, Tenn. (FedExForum)

Southern Miss 49 • 0-1

#	Player	Total			3-Ptr			Rebounds			PF	TP	A	TO	Blk	Stl	Min
		FG-FGA	FG-FTA	FT-FTA	Off	Def	Tot										
00	WATTS, Raheem	f	0-2	0-1	0-0	1	2	3	0	0	1	3	0	0	7		
12	ROWE, Tim	f	2-4	0-0	0-0	2	4	6	3	4	0	2	1	1	16		
02	JACKSON, Kourtlin	g	1-6	0-2	0-0	0	0	0	1	2	1	1	0	0	15		
05	PRICE, Khari	g	1-6	1-3	0-0	0	2	2	4	2	3	3	1	0	22		
10	BLEVINS, Keljin	g	1-3	1-2	0-0	0	4	4	0	3	1	1	0	1	16		
01	EDWARDS, Cortez	g	0-4	0-1	0-0	0	3	3	1	0	0	3	0	0	13		
03	THOMAS III, Robert	g	0-2	0-1	0-0	0	0	0	0	0	1	1	0	1	11		
11	RAMEY, Michael	g	3-8	2-4	2-3	0	2	2	3	10	0	0	0	0	21		
14	O'DONNELL, Michael	g	2-11	1-4	1-2	8	5	13	4	6	2	2	0	0	35		
15	DAVIS III, Eddie	g	5-11	2-5	1-2	5	3	8	3	13	2	2	0	1	22		
22	CAMPBELL, Quinton	g	3-10	2-8	0-0	0	1	1	1	8	2	1	0	0	22		
Team								3	1	4				2			
Totals			18-67	9-31	4-7	21	27	48	18	49	13	19	1	5	200		
FG % 1st Half: 8-32		25.0%	2nd half: 10-35		28.6%	Game: 18-67		26.9%	Deadball		Rebounds		2,1				
3FG % 1st Half: 4-13		30.8%	2nd half: 5-18		27.8%	Game: 9-31		29.0%									
FT % 1st Half: 0-0		0.0%	2nd half: 4-7		57.1%	Game: 4-7		57.1%									

Memphis 67 • 1-0

#	Player	Total			3-Ptr			Rebounds			PF	TP	A	TO	Blk	Stl	Min
		FG-FGA	FG-FGA	FT-FTA	Off	Def	Tot										
01	Lawson,Dedric	f	4-10	0-1	5-6	1	3	4	0	13	5	1	2	3	26		
02	Goodwin,Shaq	f	6-11	0-0	3-5	2	7	9	3	15	2	0	3	0	26		
03	Woodson,Avery	g	2-2	2-2	3-6	0	2	2	0	9	1	0	0	0	19		
05	Crawford,Markel	g	1-3	0-2	0-0	0	2	2	0	2	2	2	0	2	18		
20	Tarrant, Jr.,Ricky	g	1-6	0-3	2-2	1	2	3	1	4	4	1	0	3	26		
00	Burrell,Trahson	g	3-6	1-3	4-4	1	4	5	3	11	2	1	0	2	26		
04	Scott,Dante	g	0-0	0-0	0-0	0	2	2	1	0	0	0	0	0	2		
10	Martin,Jeremiah	g	1-2	0-1	0-0	0	1	1	2	2	0	1	0	1	15		
12	Randall,Craig	g	0-3	0-3	0-0	0	1	1	0	0	0	0	0	0	5		
14	Lawson,K.J.	g	3-10	0-2	1-2	1	4	5	0	7	1	0	2	1	23		
30	Marshall,Nick	g	2-4	0-0	0-0	0	1	1	2	4	0	1	0	2	11		
32	Wallingford,Caleb	g	0-1	0-1	0-0	0	0	0	0	0	0	0	0	0	1		
42	McDowell,Jake	g	0-0	0-0	0-0	0	0	0	0	0	0	0	0	0	2		
Team								1	1	2							
Totals			23-58	3-18	18-25	8	29	37	12	67	17	7	7	14	200		
FG % 1st Half: 13-33		39.4%	2nd half: 10-25		40.0%	Game: 23-58		39.7%	Deadball		Rebounds		6				
3FG % 1st Half: 1-10		10.0%	2nd half: 2-8		25.0%	Game: 3-18		16.7%									
FT % 1st Half: 9-10		90.0%	2nd half: 9-15		60.0%	Game: 18-25		72.0%									

Officials: Doug Simons, Roger Ayers, Bret Smith
Technical fouls: Southern Miss-None. Memphis-None.
Attendance: 11786

Score by periods	1st	2nd	Total
Southern Miss	20	29	49
Memphis	36	31	67

Points	In	Off	2nd	Fast	Bench
USM	16	5	14	0	37
MEM	38	22	4	24	24

Last FG - USM 2nd-03:58, MEM 2nd-02:35.
Largest lead - USM None, MEM by 29 2nd-13:06.
USM led for 00:00, MEM led for 00:00, Game was tied for 00:00.

Score tied - 0 times.
Lead changed - 0 times.

William Carey vs Southern Miss 11/23/15 7:00 p.m. at Hattiesburg, Miss. (Reed Green Coliseum)

William Carey 84 • exh

#	Player	Total	3-Ptr	Rebounds	PF	TP	A	To	Blk	Stl	Min			
		FG-FGA	FG-FTA	Off Def Tot										
21	Detrick Davis	f 0-2	0-1	0-0	0	1	1	3	0	1	2	0	15	
25	Emmanuel Davis	f 4-5	0-0	4-6	2	8	10	4	12	1	0	0	1	24
01	Donta Pittman	g 6-13	1-2	1-5	2	2	4	0	14	9	3	0	0	32
15	Leo Garrett	g 6-11	6-11	4-5	1	5	6	1	22	0	1	0	4	32
22	Donnell Nicholes	g 3-4	2-3	5-5	0	3	3	1	13	4	1	0	0	30
04	Joseph Cunningham	g 0-2	0-1	2-2	0	0	0	1	2	1	1	0	0	7
10	Cory Jackson	g 4-9	0-0	0-0	2	4	6	1	8	0	0	0	0	18
11	Tre' Collins	g 2-6	1-5	0-0	0	0	0	3	5	0	1	0	0	12
13	Jared Tillman	g 1-3	0-2	0-0	0	0	0	1	2	1	0	0	0	5
14	Troy Salvant	g 1-6	1-3	0-0	0	2	2	1	3	0	0	0	0	9
22	Brandon Daniels	g 1-2	1-1	0-0	0	4	4	2	3	0	0	0	0	16
Team					2	1	3							
Totals		28-63	12-29	16-23	9	30	39	18	84	17	9	1	5	200
FG % 1st Half: 17-36		47.2%	2nd half: 11-27		40.7%	Game: 28-63		44.4%						
3FG % 1st Half: 8-16		50.0%	2nd half: 4-13		30.8%	Game: 12-29		41.4%						
FT % 1st Half: 8-9		88.9%	2nd half: 8-14		57.1%	Game: 16-23		69.6%						
											Deadball			
											Rebounds	4		

Southern Miss 78 • 0-3

#	Player		Total		3-Ptr		Rebounds			PF	TP	A	TO	Blk	Stl	Min
			FG-FGA	FT-FTA	FG-FGA	FT-FTA	Off	Def	Tot							
14	O'DONNELL, Michael	f	3-4	1-1	2-2	0	4	4	2	9	2	1	0	1	31	
15	DAVIS III, Eddie	f	0-0	0-0	2-3	0	3	3	1	2	0	1	1	0	8	
05	PRICE, Khari	g	5-14	2-8	8-8	1	7	8	3	20	6	1	0	1	35	
10	BLEVINS, Keljin	g	4-11	2-5	0-2	2	4	6	0	10	1	0	0	1	15	
22	CAMPBELL, Quinton	g	3-5	0-1	0-0	1	2	3	2	6	0	1	0	0	19	
00	WATTS, Raheem		0-1	0-0	4-4	0	1	1	1	4	0	1	0	0	14	
01	EDWARDS, Cortez		3-7	0-3	2-2	3	6	9	0	8	5	2	0	1	23	
03	THOMAS III, Robert		1-5	1-5	0-0	0	0	0	4	3	0	1	0	0	19	
11	RAMEY, Michael		6-14	3-10	0-0	0	0	0	4	15	1	2	0	0	24	
12	ROWE, Tim		0-0	0-0	1-2	0	1	1	1	1	0	1	0	0	12	
Team								1	1	2						
Totals			25-61	9-33	19-23	8	29	37	18	78	15	11	1	4	200	
FG % 1st Half: 9-26			34.6%	2nd half: 16-35			45.7%	Game: 25-61			41.0%	Deadball			Rebounds	
3FG % 1st Half: 5-18			27.8%	2nd half: 4-15			26.7%	Game: 9-33			27.3%				2	
FT % 1st Half: 10-12			83.3%	2nd half: 9-11			81.8%	Game: 19-23			82.6%					

Officials: R-Ray Natili, U1-Justin Qualls, U2-Kyle Regetz
Technical fouls: William Carey-None. Southern Miss-None.
Attendance: 3864

Score by periods	1st	2nd	Total
William Carey	50	34	84
Southern Miss	33	45	78

Points	In	Off	2nd	Fast	Bench
WCU	30	9	11	0	23
USM	24	10	10	6	31

Last FG - WCU 2nd-02:31, USM 2nd-00:32.
Largest lead - WCU by 26 2nd-15:54, USM None.
WCU led for 38:44, USM led for 00:00. Game was tied for 01:16.

Score tied - 0 times.
Lead changed - 0 times.

Jackson State vs Southern Miss 11/17/15 7:00 p.m. at Hattiesburg, Miss. (Reed Green Coliseum)

Jackson State 78 • 1-1

#	Player		Total		3-Ptr		Rebounds			PF	TP	A	TO	Blk	Stl	Min
			FG-FGA	FG-FGA	FT-FTA	Off	Def	Total								
22	Bolden, Treshawn	f	1-3	0-0	0-0	2	2	4	2	0	1	0	0	10	10	
23	Middleton, Janarius	f	1-2	0-1	1-2	0	4	4	4	3	1	2	1	0	15	
01	Franklin, Chace	g	6-11	3-4	2-2	2	3	5	2	17	4	4	0	2	32	
03	Specks, Yettra	g	0-5	0-5	0-0	0	0	0	0	0	1	0	0	0	28	
10	Worsham, Raeford	g	6-10	0-1	1-2	3	5	8	3	13	3	0	0	0	26	
05	Collins, Paris		5-9	2-5	3-4	1	3	4	2	15	4	2	0	3	28	
12	Bernard, Kaven		2-4	0-0	0-0	1	2	3	4	2	4	0	1	1	23	
13	Brent, Javeres		8-11	6-8	0-0	1	1	2	2	22	1	0	0	2	21	
15	Manumaleuga, Jalen		0-0	0-0	0-0	0	0	0	0	0	0	0	1	0	2	
20	Stancil, Troy		0-1	0-1	0-0	0	0	0	1	0	0	2	0	0	4	
31	Robinson, Dontaveon		1-1	0-0	0-0	0	2	2	2	2	0	0	0	1	9	
33	Taylor, Kenneth		0-0	0-0	0-0	0	0	0	0	0	0	0	0	0	2	
Team						1	1	2								
Totals			30-57	11-25	7-10	11	23	34	22	78	16	15	2	9	200	
FG % 1st Half: 17-32 53.1%			2nd half: 13-25 52.0%			Game: 30-57 52.6%			Deadball							
3FG % 1st Half: 5-12 41.7%			2nd half: 6-13 46.2%			Game: 11-25 44.0%			Rebounds							
FT % 1st Half: 3-3 100.0			2nd half: 4-7 57.1%			Game: 7-10 70.0%			2							



Box Scores

Southern Miss vs Troy 12/01/15 7:30 p.m. at Troy, Ala. (Trojan Arena)

Southern Miss 59 • 0-5

#	Player	Total			3-Ptr			Rebounds			PF	TP	A	TO	Blk	Stl	Min
		FG-FGA	FG-FGA	FT-FTA	Off	Def	Tot										
11	RAMEY, Michael	f	1-3	1-3	0-0	0	2	2	2	3	0	1	0	1	0	1	20
15	DAVIS III, Eddie		1-5	0-1	0-1	4	5	9	1	2	1	1	0	1	1	0	18
02	JACKSON, Kourtlin	g	5-12	0-2	5-6	1	1	2	1	15	2	1	0	1	0	1	26
05	PRICE, Khari		3-7	1-4	0-0	0	2	2	2	7	2	0	0	1	1	0	17
10	BLEVINS, Keljin	g	4-9	1-2	3-4	1	10	11	2	12	1	1	2	1	1	1	31
01	EDWARDS, Cortez		0-6	0-4	0-0	1	2	3	2	0	2	3	1	0	1	0	21
03	THOMAS III, Robert		3-4	2-2	0-0	1	2	3	0	8	1	0	0	1	0	1	20
12	ROWE, Tim		0-0	0-0	0-0	0	0	0	0	0	2	0	0	0	0	0	12
14	O'DONNELL, Michael		0-1	0-1	0-0	0	0	0	2	0	0	2	0	0	0	0	11
22	CAMPBELL, Quinton		4-11	2-6	2-2	0	2	2	0	12	1	0	0	0	0	0	24
Team									0	0	0						
Totals			21-58	7-25	10-13	8	26	34	14	59	10	11	3	6	20	0	
FG % 1st Half: 7-28 25.0%		2nd half: 14-30 46.7%		Game: 21-58 36.2%		Deadball											
3FG % 1st Half: 2-13 15.4%		2nd half: 5-12 41.7%		Game: 7-25 28.0%		Rebounds											
FT % 1st Half: 5-7 71.4%		2nd half: 5-6 83.3%		Game: 10-13 76.9%		1											

Troy 69 • 4-3

#	Player	Total			3-Ptr			Rebounds			PF	TP	A	TO	Blk	Stl	Min
		FG-FGA	FG-FGA	FT-FTA	Off	Def	Tot										
21	Walton III, John	f	1-3	0-0	1-2	0	11	11	4	3	2	1	0	0	0	24	
23	Varnado, Jordan		7-11	2-4	1-4	6	7	13	3	17	2	3	0	0	0	26	
01	Peace, Daniel	g	1-2	0-0	1-2	0	1	1	3	3	3	3	0	2	20		
02	Hollimon, Jeremy		4-12	4-9	2-2	1	1	2	1	14	4	0	0	1	25		
03	Person, Wesley	g	4-11	3-9	1-2	0	1	1	2	12	1	0	0	0	31		
04	Ford, Kelton		0-4	0-2	2-4	0	0	0	1	2	1	2	0	3	15		
11	Miller, B.J.		3-7	1-5	0-0	3	3	6	0	7	1	4	0	2	20		
14	Moravek, Jaro		2-6	2-6	0-0	0	1	1	2	6	2	0	0	0	14		
14	Hopkins, Shawn		1-2	1-2	2-2	0	0	0	0	5	0	0	0	0	9		
32	Ottman, Damion		0-1	0-1	0-0	0	1	1	1	0	0	0	0	0	3		
33	Ariri, Aaron		0-0	0-0	0-0	3	3	6	2	0	0	0	1	1	16		
	Team					0	2	2									
	Totals		23-59	13-38	10-18	13	31	44	19	69	16	13	1	9	200		
FG % 1st Half: 11-27		40.7%	2nd half: 12-32		37.5%	Game: 23-59		39.0%	Deadball								
3FG % 1st Half: 7-19		36.8%	2nd half: 6-19		31.6%	Game: 13-38		34.2%	Rebounds								
FT % 1st Half: 2-4		50.0%	2nd half: 8-14		57.1%	Game: 10-18		55.6%	5								

Officials: Raymond Natili, Gary Maxwell, Hal Lusk
Technical fouls: Southern Miss-None. Troy-None.
Attendance: 1633

Score by periods	1st	2nd	Total
Southern Miss	21	38	59
Troy	31	38	69

Last FG - USM 2nd-00:16, TROY 2nd-03:35.
Largest lead - USM None, TROY by 22 2nd-03:35.
USM led for 00:00. TROY led for 38:59. Game was tied for 01:01.

Points	In	Off	2nd	Fast	Bench
USM	26	17	10	11	20
TROY	16	14	10	2	20

Score tied - 0 times.
Lead changed - 0 times.

North Dakota State vs Southern Miss 12/06/15 4:30 p.m. at Hattiesburg, Miss. (Reed Green Coliseum)

North Dakota State 62 • 5-3

#	Player	Total			3-Ptr			Rebounds			PF	TP	A	TO	Blk	Stl	Min
		FG	F-GA	FT	FGA	FT	FTA	Off	Def	Tot							
34	Chris Kading	f	0-0	0-0	2-2	3	1	4	2	2	0	0	0	0	0	11	
02	Paul Miller		4-13	4-10	3-4	0	3	3	3	15	3	2	1	2	37		
03	Carlin Dupree	g	3-6	1-2	2-4	1	1	2	3	9	1	3	0	0	36		
04	Malik Clements	g	2-8	1-6	0-0	1	1	2	3	5	1	2	0	0	22		
21	A.J. Jacobson	g	3-10	2-8	2-2	0	3	3	4	10	2	2	1	1	37		
01	Brian Ishola		1-1	0-0	0-0	0	0	0	0	2	0	0	0	0	6		
13	Khy Kabellis		2-5	0-1	0-1	1	1	2	2	4	3	0	0	1	24		
40	Dexter Werner		2-7	0-0	3-3	2	4	6	1	7	0	0	0	1	18		
42	Dylan Miller		4-6	0-0	0-0	4	2	6	0	8	0	1	0	0	9		
	Team					0	2	2									
	Totals		21-56	8-27	12-16	12	18	30	18	62	10	11	2	5	200		
FG % 1st Half: 10-29		34.5%	2nd half: 11-27		40.7%	Game: 21-56		37.5%	Deadball								
3FG % 1st Half: 4-15		26.7%	2nd half: 4-12		33.3%	Game: 8-27		29.6%	Rebounds								
FT % 1st Half: 3-3		100.0	2nd half: 9-13		69.2%	Game: 12-16		75.0%	1								

Southern Miss 74 • 1-6

#	Player	Total			3-Ptr			Rebounds			PF	TP	A	TO	Blk	Stl	Min
		FG	F-GA	FT	FGA	FT	FTA	Off	Def	Tot							
15	DAVIS III, Eddie	f	6-8	0-1	4-4	1	4	5	3	16	0	1	0	0	28		
02	JACKSON, Kourtlin	g	3-9	0-2	6-8	2	6	8	1	12	6	0	0	1	28		
05	PRICE, Khari	g	3-7	2-4	3-4	1	3	4	3	11	2	1	0	0	33		
10	BLEVINS, Keljin	g	0-3	0-0	4-5	0	1	1	0	4	3	2	0	1	24		
22	CAMPBELL, Quinton	g	6-8	5-7	0-0	0	4	4	1	17	2	2	0	1	34		
00	WATTS, Raheem	g	2-3	1-1	1-2	0	5	5	2	6	2	1	0	0	17		
01	EDWARDS, Cortez	g	0-1	0-0	0-0	0	0	0	0	0	0	1	0	0	6		
03	THOMAS III, Robert	g	0-0	0-0	0-0	0	0	0	0	0	1	2	0	0	7		
11	RAMEY, Michael	g	1-1	0-0	0-0	0	0	0	2	2	0	1	0	0	13		
12	ROWE, Tim	g	3-7	0-0	0-0	3	2	5	3	6	0	3	0	0	10		
	Team					0	1	1									
	Totals		24-47	8-15	18-23	7	26	33	15	74	16	15	0	3	200		
FG % 1st Half: 14-25		56.0%	2nd half: 10-22		45.5%	Game: 24-47		51.1%							Deadball		
3FG % 1st Half: 5-7		71.4%	2nd half: 3-8		37.5%	Game: 8-15		53.3%							Rebounds		
FT % 1st Half: 4-6		66.7%	2nd half: 14-17		82.4%	Game: 18-23		78.3%							3		

Officials: R-Ted Valentine; U1-Chris Beaver; U2-Gerald Williams
Technical fouls: North Dakota State-None. Southern Miss-None.
Attendance: 2972

Score by periods	1st	2nd	Total
North Dakota State	27	35	62
Southern Miss	37	37	74

Last FG - NDSU 2nd-00:27, USM 2nd-04:12.
Largest lead - NDSU by 5 1st-17:55, USM by 17 2nd-08:29.
NDSU led for 02:38. USM led for 35:55. Game was tied for 01:27.

Points	In	Off	2nd	Fast	Bench
NDSU	18	12	13	2	21
USM	22	11	7	0	14

Score tied - 0 times.
Lead changed - 1 time.

Alabama vs Southern Miss 12/04/15 7:00 p.m. at Hattiesburg, Miss. (Reed Green Coliseum)

Alabama 58 • 5-2

#	Player	Total			3-Ptr			Rebounds		PF	TP	A	TO	Blk	Stl	Min
		FG	FGA	FT	FGA	FT	FTA	Off	Def							
10	Taylor, Jimmie	f	0-0	0-0	0-0	0	4	4	0	0	0	1	0	0	14	
11	Hale, Shannon		3-10	2-7	1-1	0	2	2	1	9	1	3	1	0	23	
04	Edwards, Arthur	g	6-9	5-8	0-0	1	4	5	1	17	0	1	0	0	32	
12	Ingram, Dazon		1-1	1-1	2-4	0	2	2	2	5	4	4	1	0	22	
32	Obasohan, Retin	g	5-12	3-8	7-8	0	5	5	1	20	2	3	1	3	37	
01	Norris, Riley		0-1	0-0	0-1	0	1	1	0	1	1	2	0	2	21	
03	Kessens, Michael		0-0	0-0	0-0	0	1	1	0	0	1	0	2	0	24	
05	Coleman, Justin		2-6	0-4	3-4	0	2	3	7	3	3	3	0	0	18	
23	Austin, Brandon		0-1	0-1	0-0	0	1	1	0	0	0	0	0	0	3	
35	Hall, Donta		0-0	0-0	0-0	0	3	3	0	0	0	0	1	0	6	
Team									0	2	2					
Totals			17-40	11-29	13-18	1	27	28	9	58	12	17	6	5	200	
FG % 1st Half: 9-25 36.0%		2nd half: 8-15 53.3%		Game: 17-40 42.5%		Deadball										
3FG % 1st Half: 4-16 25.0%		2nd half: 7-13 53.8%		Game: 11-29 37.9%		Rebounds										
FT % 1st Half: 7-7 100.0		2nd half: 6-11 54.5%		Game: 13-18 72.2%		2										

Southern Miss



Box Scores

Georgia State vs Southern Miss 12/19/15 4:00 pm at Hattiesburg, Miss. (Reed Green Coliseum)

Georgia State 66 • 6-2

#	Player	Total			3-Ptr			Rebounds			PF	TP	A	TO	Blk	Stl	Min
		FG	FGA	FT	FTA	Off	Def	Off	Def	Tot							
01	Hollowell, Jeremy	4	10	0	3	9	10	0	6	6	2	17	4	1	1	4	34
01	Shipes, T.J.	4	5	0	0	0	0	2	3	5	5	8	1	1	0	3	29
11	Williams, Isaiah	4	11	2	5	2	3	1	0	1	1	12	5	0	0	2	29
30	Thomas, Jeff	2	6	1	3	0	0	0	7	7	1	5	1	2	0	0	17
32	Ware, Kevin	2	7	0	1	6	6	0	3	3	1	10	2	2	1	0	34
02	Benlevi, Malik	0	2	0	2	0	0	0	0	0	0	0	0	0	0	0	5
04	Dennis, Isaiah	1	1	0	0	0	0	0	0	0	2	2	0	2	0	1	17
10	Donaldson, Austin	0	0	0	0	0	0	0	0	0	0	0	0	0	0	0	0+
12	Harris, Alario	0	0	0	0	0	1	1	0	0	0	0	0	0	0	0	0+
15	Brown, Jalen	0	0	0	0	0	1	1	0	0	0	0	0	0	0	0	1
23	Session, Jordan	0	0	0	0	0	2	2	2	2	0	1	0	0	0	0	8
33	Crider, Markus	4	5	0	0	4	4	1	2	2	12	0	1	0	1	1	26
34	Cagle, Carter	0	0	0	0	0	0	0	0	0	0	0	0	0	0	0	0+
Team		0	0	0	0	0	2	2	2	2	0	0	0	0	0	0	0+
Totals		21	47	3	14	21	23	4	26	30	16	66	14	9	2	11	200
FG % 1st Half: 13-30 43.3%		2nd half: 8-17 47.1%		Game: 21-47 44.7%		3FG % 1st Half: 2-10 20.0%		2nd half: 1-4 25.0%		Game: 3-14 21.4%		FT % 1st Half: 7-9 77.8%		2nd half: 14-14 100.0%		Game: 21-23 91.3%	

Southern Miss 46 • 2-7

#	Player	Total			3-Ptr			Rebounds			PF	TP	A	TO	Blk	Stl	Min
		FG	FGA	FT	FTA	Off	Def	Off	Def	Tot							
00	WATTS, Raheem	0	1	0	0	2	2	1	2	3	2	2	0	1	0	0	14
22	CAMPBELL, Quinton	1	4	1	4	0	0	2	2	1	3	0	1	0	0	0	20
02	JACKSON, Kourtlin	0	2	0	2	2	2	0	1	1	1	2	0	1	0	0	14
05	PRICE, Khari	7	12	3	6	3	3	7	10	3	20	4	3	0	0	0	34
00	BLEVINS, Keljin	0	2	0	1	0	0	0	3	3	2	0	1	2	0	0	14
01	EDWARDS, Cortez	1	4	0	2	0	0	1	1	2	2	1	2	0	1	1	21
03	THOMAS III, Robert	1	5	0	4	1	2	0	1	1	4	3	1	2	0	1	23
11	RAMEY, Michael	1	5	0	2	0	0	0	1	1	2	2	0	0	0	1	20
12	ROWE, Tim	1	5	0	1	0	0	3	2	5	1	2	0	2	0	0	18
15	DAVIS III, Eddie	4	11	1	4	1	4	3	2	5	2	10	0	0	0	1	22
Team		0	1	0	1	0	1	0	1	1	0	2	0	0	0	0	22
Totals		16	51	5	26	9	13	11	23	34	20	46	7	16	0	4	200
FG % 1st Half: 4-18 22.2%		2nd half: 12-33 36.4%		Game: 16-51 31.4%		3FG % 1st Half: 1-9 11.1%		2nd half: 4-17 23.5%		Game: 5-26 19.2%		FT % 1st Half: 5-8 62.5%		2nd half: 4-5 80.0%		Game: 9-13 69.2%	

Officials: R-Kevin Mathis, U1-Jonathan Sterling, U2-Kerby Sitton
Technical fouls: Georgia State-None, Southern Miss-None.
Attendance: 2358

Score by periods	1st	2nd	Total
Georgia State	35	31	66
Southern Miss	14	32	46

Last FG - GSU 2nd-01:33, USM 2nd-01:19.
Largest lead - GSU by 25 2nd-15:47, USM None.
GSU led for 39:41, USM led for 00:00. Game was tied for 00:19.

Score tied - 0 times.
Lead changed - 0 times.

Southeastern Oklahoma State vs Southern Miss 12/29/15 7:05 pm at Hattiesburg, Miss. (Reed Green Coliseum)

Southeastern Oklahoma State 52 • 4-6

#	Player	Total			3-Ptr			Rebounds			PF	TP	A	TO	Blk	Stl	Min
		FG	FGA	FT	FTA	Off	Def	Off	Def	Tot							
50	Tyler Lonzie	3	7	0	2	0	0	1	5	6	3	6	0	1	0	1	24
03	Sami Bzal	4	12	4	11	0	0	1	1	1	12	1	2	0	1	1	31
04	Stelios Papaforatos	3	6	1	2	1	1	0	0	0	1	8	0	0	0	1	17
12	Anton Cook	4	8	1	3	2	2	0	2	2	5	11	3	2	0	0	25
24	Nathan Jackson	1	3	0	0	2	4	1	6	7	0	4	2	1	1	1	25
02	Quinton Threadgill	0	2	0	1	0	0	0	1	1	3	0	1	3	0	0	7
05	Cole Hughes	1	1	1	0	0	1	0	1	0	0	3	0	0	0	0	2
11	DJ Henderson	0	1	0	1	2	5	0	0	0	2	2	0	4	0	0	15
14	Marti Fonolla	1	3	0	1	0	1	0	1	1	0	2	0	2	0	0	17
15	Joseph Aikens	1	2	0	0	0	0	0	1	1	0	2	1	2	1	0	6
20	John Bootz	0	1	0	0	0	0	0	0	0	0	0	0	0	0	0	4
40	Jose Libanio	0	0	0	0	0	0	0	0	0	1	0	0	0	0	0	5
42	James Donelan	0	0	0	0	0	0	0	3	3	0	0	0	0	0	0	7
44	Ander Perez	0	0	0	0	0	0	0	1	1	1	0	1	0	0	0	5
55	Antonio Worthly	1	2	0	0	0	0	1	0	1	2	2	1	1	0	0	10
Team		1	0	0	0	0	0	0	0	0	0	0	0	0	0	0	0
Totals		19	48	7	23	7	13	7	19	26	19	52	9	19	2	4	200
FG % 1st Half: 7-21 33.3%		2nd half: 12-27 44.4%		Game: 19-48 39.6%		3FG % 1st Half: 2-9 22.2%		2nd half: 5-14 35.7%		Game: 7-23 30.4%		FT % 1st Half: 5-9 55.6%		2nd half: 2-4 50.0%		Game: 7-13 53.8%	

Southern Miss 66 • 3-8

#	Player	Total			3-Ptr			Rebounds			PF	TP	A	TO	Blk	Stl	Min
		FG	FGA	FT	FTA	Off	Def	Off	Def	Tot							
00	WATTS, Raheem	4	7	0	0	2	2	2	3	5	2	10	1	3	0	3	24
12	ROWE, Tim	1	10	0	1	2	3	4	3	7	3	4	0	3	2	1	24
22	CAMPBELL, Quinton	0	3	0	3	0	0	0	5	5	1	0	2	1	0	1	30
02	JACKSON, Kourtlin	8	9	4	4	5	8	2	6	8	1	25	1	1	0	1	31
05	PRICE, Khari	3	7	1	3	0	0	2	2	3	7	5	0	1	0	0	20
01	EDWARDS, Cortez	1	1	0	0	0	1	1	1	1	2	2	1	0	1	1	12
03	THOMAS III, Robert	0	0	0	0	0	0	0	0	1	0	2	2	0	1	1	13
10	BLEVINS, Keljin	1	2	0	1	4	0	1	1	1	6	1	3	0	0	1	15
11	RAMEY, Michael	2	4	1	2	0	0	1	1	1	5	1	1	0	0	0	13
14	O'DONNELL, Michael	3	6	1	2	0	0	1	2	3	2	7	1	1	0	0	18
Team		0	2	0	2	0	2	0	2	2	0	0	0	0	0	0	0
Totals		23	49	7	16	13	17	9	26	35	16	66	16	16	3	9	200
FG % 1st Half: 12-26 46.2%		2nd half: 11-23 47.8%		Game: 23-49 46.9%		3FG % 1st Half: 5-9 55.6%		2nd half: 2-7 28.6%		Game: 7-16 43.8%		FT % 1st Half: 7-8 87.5%		2nd half: 6-9 66.7%		Game: 13-17 76.5%	

Officials: Tom Eades (R), John St. Clair (U1), Jeremy Mosier (U2)
Technical fouls: Southeastern Oklahoma State-None, Southern Miss-None.
Attendance: 2450

Score by periods	1st	2nd	Total
Southeastern Oklahoma State	21	31	52
Southern Miss	36	30	66

Last FG - SOSU 2nd-01:49, USM 2nd-01:31.
Largest lead - SOSU by 2 1st-19:50, USM by 18 2nd-04:49.
SOSU led for 00:54, USM led for 37:09. Game was tied for 01:53.

Score tied - 1 time.
Lead changed - 1 time.

Southern Miss vs Tulane 12/22/15 6:00 p.m. at New Orleans, La. (Fogelman Arena)

Southern Miss 40 • 2-8

#	Player	Total		3-Ptr		Rebounds				PF	TP	A	TO	Blk	Stl	Min
		FG	FGA	FG	FGA	FT	FTA	Off	Def							
15	DAVIS III, Eddie	f	4-8	1-3	3-4	1	3	4	3	12	1	0	0	1	21	
01	EDWARDS, Cortez		2-4	1-3	0-0	0	2	2	1	5	2	1	1	0	27	
02	JACKSON, Kourtlin	g	2-6	0-3	2-3	1	4	5	1	6	0	1	1	1	21	
05	PRICE, Khari		2-7	1-6	0-0	0	0	0	3	5	4	1	2	0	25	
10	BLEVINS, Keljin	g	3-8	2-3	0-0	1	0	1	1	8	0	1	0	0	29	
00	WATTS, Raheem		0-4	0-1	0	0	2	2	3	0	1	0	0	0	20	
03	THOMAS III, Robert		0-1	0-1	0-0	0	3	3	0	0	0	1	0	0	12	
11	RAMEY, Michael		1-5	0-2	0	0	1	1	1	2	1	0	0	0	15	
12	ROWE, Tim		1-3	0-0	0-1	1	0	1	1	2	0	2	2	0	12	
14	ODONNELL, Michael		0-1	0-1	0-2	1	1	2	2	0	0	1	1	0	11	
22	CAMPBELL, Quinton		0-1	0-1	0-0	0	1	1	0	0	0	1	0	0	7	
Team			FG	FGA	FT	FTA	1	3	4			1				
Totals			15-48	5-24	5-10	6	20	26	16	40	9	10	7	2	200	
FG % 1st Half: 7-27		25.9%	2nd half: 8-21	38.1%	Game: 15-48		31.3%	Deadball								
3FG % 1st Half: 2-14		14.3%	2nd half: 3-10	30.0%	Game: 5-24		20.8%	Rebounds								
FT % 1st Half: 3-6		50.0%	2nd half: 2-4	50.0%	Game: 5-10		50.0%	1								



Box Scores

Charlotte vs Southern Miss
1/17/16 7 pm at Hattiesburg, Miss. (Reed Green Coliseum)

Charlotte 82 • 4-10, 1-1

#	Player		Total			3-Ptr			Rebounds			PF	TP	A	TO	Blk	Stl	Min	
			FG-FGA	FG-FGA	FT-FTA	Off	Def	Tot	Off	Def	Tot								
15	VANHOOK, Anthony	f	7-8	2-2	0-0	1	6	7	3	16	3	0	1	0	0	0	33		
00	UCHEBO, Joseph	f	5-8	0-0	4-10	3	2	5	3	14	0	3	0	0	0	0	34		
01	OGBUEZE, Braxton	g	4-10	3-8	6-8	0	1	1	1	17	6	1	0	1	0	0	40		
02	WHITE, Andrien	g	4-10	4-8	0-3	0	2	2	4	12	1	0	0	1	0	1	25		
03	DAVIS, Jon	g	6-9	1-3	5-7	0	1	1	2	18	5	2	0	1	0	1	28		
00	CAMIDGE, Ridell		1-3	1-3	0-2	1	2	3	1	3	1	1	0	0	0	0	18		
10	SCOTT, Curran		1-3	0-1	0-0	1	1	2	0	2	3	0	0	0	0	0	13		
25	AUBE, Reid		0-0	0-0	0-0	0	0	0	1	0	0	0	0	0	0	0	3		
31	GRICIUNAS, Benas		0-1	0-0	0-0	0	1	1	1	0	0	2	0	0	0	0	6		
Team							3	6	9										
Totals				28-52	11-25	15-30	9	22	31	16	82	19	9	1	3	200			
FG % 1st Half: 12-27			44.4%	2nd half: 16-25			64.0%	Game: 28-52			53.8%	Deadball			Rebounds			8	
3FG % 1st Half: 7-16			43.8%	2nd half: 4-9			44.4%	Game: 11-25			44.0%								
FT % 1st Half: 0-3			0.0%	2nd half: 15-27			55.6%	Game: 15-30			50.0%								

Southern Miss 76 • 3-10 0-2

#	Player		Total			Rebounds			PF	TP	A	TO	Blk	Stl	Min
			FG-FGA	3-FGA	FT-FTA	Off	Def	Tot							
00	WATTS, Raheem	f	3-8	0-3	2-2	1	0	1	5	8	1	1	0	0	21
12	ROWE, Tim	f	0-1	0-0	0-0	1	0	1	0	0	0	2	0	0	2
05	PRICE, Khari	g	5-6	1-1	1-1	0	2	2	3	12	7	1	0	1	34
10	BLEVINS, Keljin	g	4-6	1-1	5-7	2	3	5	3	14	1	2	0	0	29
22	CAMPBELL, Quinton	g	0-5	0-5	0-1	1	2	3	1	0	1	0	1	0	18
01	EDWARDS, Cortez		1-3	0-1	0-0	1	0	1	0	2	0	0	0	1	6
00	JACKSON, Kourtlin		6-10	4-5	0-0	0	4	4	2	16	4	1	0	1	29
03	THOMAS III, Robert		1-1	1-1	0-0	0	0	0	1	3	1	1	0	0	6
11	RAMEY, Michael		3-7	2-5	0-0	0	2	2	5	8	0	0	0	0	24
14	O'DONNELL, Michael		5-9	3-5	0-0	2	7	9	3	13	1	3	0	0	31
Team							0	2	2						
Totals			28-56	12-27	8-11	8	22	30	23	76	16	11	1	3	200
FG % 1st Half: 14-28		50.0%	2nd half: 14-28		50.0%	Game: 28-56		50.0%							Deadball
3FG % 1st Half: 5-13		38.5%	2nd half: 7-14		50.0%	Game: 12-27		44.4%							Rebounds
FT % 1st Half: 3-3		100.0%	2nd half: 5-8		62.5%	Game: 8-11		72.7%							1

Officials: Mark Whitehead (R), Duke Edsall (U1), Tony Henderson (U2)
Technical fouls: Charlotte-None. Southern Miss-TEAM 2.
Attendance: 2703

Score by periods	1st	2nd	Total
Charlotte	31	51	82
Southern Miss	36	40	76

Last FG - CHA 2nd-01:49. USM 2nd-00:05.
Largest lead - CHA by 11 1st-12:14. USM by 9 2nd-17:01.
CHA led for 17:51. USM led for 19:45. Game was tied for 01:54.

Score tied - 4 times.
Lead changed - 6 times.

Southern Miss vs FAU
1/14/16 7 p.m. at FAU Arena, Boca Raton, Fla.

Southern Miss 51 • 4-11, 1-3

#	Player	Total			3-Ptr			Rebounds			PF	TP	A	TO	Blk	Stl	Min
		FG-FGA	FG-FGA	FT-FTA	Off	Def	Tot	Off	Def	Tot							
00	WATTS, Raheem	f	2-6	0-2	0-0	0	3	3	4	4	0	3	0	1	0	22	
22	CAMPBELL, Quinton	f	2-6	0-4	2-4	0	9	9	3	6	0	0	0	2	0	29	
02	JACKSON, Kourtlin	g	0-4	0-2	0-0	0	2	2	3	0	1	1	0	1	0	21	
05	PRICE, Khari	g	4-11	0-3	1-2	0	0	0	3	9	1	2	0	0	0	29	
10	BLEVINS, Keljin	g	2-7	0-1	1-2	1	2	3	5	5	0	2	0	1	0	36	
01	EDWARDS, Cortez		0-0	0-0	0-0	0	3	3	1	0	0	1	0	0	0	17	
03	THOMAS III, Robert		1-1	1-1	2-2	0	1	1	1	5	0	0	0	0	0	12	
11	RAMEY, Michael		1-4	0-1	0-0	0	1	1	1	2	0	0	0	0	0	12	
12	ROWE, Tim		5-6	1-1	9-13	3	2	5	0	20	0	1	0	0	0	22	
Team							1	1	2								
Totals			17-45	2-15	15-23	5	24	29	21	51	2	11	0	5	200		
FG % 1st Half: 11-26 42.3% 2nd half: 6-19 31.6% Game: 17-45 37.8%																	
3FG % 1st Half: 2-11 18.2% 2nd half: 0-4 0.0% Game: 2-15 13.3%																	
FT % 1st Half: 6-7 85.7% 2nd half: 9-16 56.3% Game: 15-23 65.2%																	
Deadball Rebounds 3																	

FAU 58 • 3-14, 1-3

#	Player	Total			3-Ptr			Rebounds			PF	TP	A	TO	Blk	Stl	Min
		FG-FGA	FG-FGA	FT-FTA	Off	Def	Tot	Off	Def	Tot							
01	Cylla, Jeantal	f	1-5	1-3	0-0	0	2	2	3	3	0	2	1	0	0	33	
33	Delph, Ronald	c	5-8	0-0	1-2	4	9	13	5	11	0	2	1	1	0	23	
03	Filer, Adonis	g	2-7	0-2	5-9	0	5	5	0	9	0	0	0	0	0	24	
10	Rutherford, Nick	g	2-6	0-2	3-4	0	3	3	1	7	3	1	0	2	0	27	
12	Trapp, Jackson	g	6-10	3-6	0-0	1	1	2	1	15	0	0	0	0	0	35	
02	Botley, Marquan		0-3	0-2	0-1	0	0	0	2	0	1	1	0	0	0	12	
05	Lacunza, Javier		1-2	0-0	0-0	0	1	1	3	2	0	1	0	0	0	13	
22	Poole, Solomon		3-5	0-2	5-6	0	3	3	1	11	3	2	0	0	0	22	
24	Hill, Jesse		0-1	0-0	0-0	0	2	2	3	0	1	0	0	0	0	11	
Team							1	2	3								
Totals			20-47	4-17	14-22	6	28	34	19	58	8	10	2	4	200		
FG % 1st Half: 9-26		34.6%	2nd half: 11-21		52.4%	Game: 20-47		42.6%	Deadball								
3FG % 1st Half: 1-10		10.0%	2nd half: 3-7		42.9%	Game: 4-17		23.5%	Rebounds								
FT % 1st Half: 2-3		66.7%	2nd half: 12-19		63.2%	Game: 14-22		63.6%									

Officials: Tom Eades, Darron George, Lee Cassell
Technical fouls: Southern Miss-None. FAU-None.
Attendance: 1699

Score by periods	1st	2nd	Total
Southern Miss	30	21	51
FAU	21	37	58

Last FG - USM 2nd-00:12. FAU 2nd-01:20.
Largest lead - USM by 9 1st-00:33. FAU by 9 1st-16:38.
USM led for 20:46. FAU led for 14:18. Game was tied for 04:56.

Score tied - 6 times.
Lead changed - 4 times.

Old Dominion vs Southern Miss
1/9/16 7 pm at Hattiesburg, Miss. (Reed Green Coliseum)

Old Dominion 71 • 9-7, 2-1

#	Player	Total			3-Ptr			Rebounds			PF	TP	A	TO	Blk	Stl	Min
		FG-FGA	FG-FGA	FT-FTA	Off	Def	Tot	Off	Def	Tot							
21	TAYLOR, Denzell	f	0-1	0-0	2-2	1	1	2	2	0	0	0	0	0	0	22	
24	TALLEY, Zoran	f	2-6	0-0	0-0	0	4	4	1	4	6	1	1	0	0	21	
25	STITH, Brandon	f	3-6	0-0	2-2	5	7	12	4	8	0	2	1	0	0	24	
00	BAKER, Jordan		2-5	1-4	0-0	0	1	1	2	5	0	1	0	0	0	29	
20	FREEMAN, Trey	g	9-18	3-5	3-3	1	0	1	4	24	6	1	0	0	0	31	
01	BACOTE, Aaron		3-10	2-4	7-9	1	4	5	1	15	2	1	1	2	0	31	
02	SHAW, Martin		0-0	0-0	0-0	0	0	0	2	0	0	0	0	0	0	0+	
04	CAVER, Ahmad		1-3	0-1	0-0	0	1	1	2	2	1	1	0	0	0	11	
23	VASSOR, Stephen		1-1	0-0	0-1	0	1	1	2	2	0	0	0	0	0	6	
30	BIBERAJ, Nik		4-8	1-2	0-1	2	2	4	3	9	0	0	0	0	0	25	
Team						3	2	5									
Totals			25-58	7-16	14-18	13	23	36	23	71	15	7	3	2	200		
FG % 1st Half: 11-29 37.9%		2nd half: 14-29 48.3%		Game: 25-58 43.1%		Deadball Rebounds 0											
3FG % 1st Half: 4-9 44.4%		2nd half: 3-7 42.9%		Game: 7-16 43.8%													
FT % 1st Half: 5-8 62.5%		2nd half: 9-10 90.0%		Game: 14-18 77.8%													



Box Scores

LA Tech vs Southern Miss 1/23/16 7:05 pm at Hattiesburg, Miss. (Reed Green Coliseum)

LA Tech 70 • 14-5, 3-3

#	Player	Total			3-Ptr			Rebounds			PF	TP	A	TO	Blk	Stl	Min
		FG-FGA	FG-FGA	FT-FTA	Off	Def	Tot	Off	Def	Tot							
02	MCCREE, Erik	f	6-15	3-8	10-14	2	8	10	3	25	0	1	0	0	0	35	
21	HOLDEN, Merrill	f	2-3	0-0	4-5	0	2	2	4	8	0	0	2	0	0	27	
10	HAMILTON, Alex	g	3-12	1-3	8-10	3	4	7	3	15	4	1	0	2	27		
00	GRIFFIN, Dayon	g	6-9	1-4	0-0	0	7	7	1	13	2	1	0	0	36		
13	BOYKINS, Jacobi	g	2-7	2-6	0-0	0	4	4	1	6	0	1	2	0	26		
01	JEAN, Derric		1-4	0-1	0-0	1	4	5	2	2	2	4	0	2	27		
04	LUCKETT, LeAntwan		0-0	0-0	0-0	0	0	0	0	0	0	0	0	0	3		
15	SHEPPARD, Brandon		0-0	0-0	0-0	0	1	1	0	0	0	1	1	0	8		
22	WASHINGTON, Jy'lan		0-3	0-2	1-2	2	3	5	3	1	0	0	3	0	11		
Team						1	0	1									
Totals			20-53	7-24	23-31	9	33	42	17	70	8	10	8	4	200		
FG % 1st Half: 12-30 40.0%			2nd half: 8-23 34.8%		Game: 20-53 37.7%	Deadball											
3FG % 1st Half: 5-16 31.3%			2nd half: 2-8 25.0%		Game: 7-24 29.2%	Rebounds											
FT % 1st Half: 9-14 64.3%			2nd half: 14-17 82.4%		Game: 23-31 74.2%	4											

Southern Miss 59 • 5-12, 2-4

#	Player	Total			3-Ptr			Rebounds			PF	TP	A	TO	Blk	Stl	Min
		FG-FGA	FG-FGA	FT-FTA	Off	Def	Tot	Off	Def	Tot							
00	WATTS, Raheem	f	1-7	0-3	0-0	1	2	3	4	2	2	0	0	0	0	28	
22	CAMPBELL, Quinton	f	1-1	0-0	0-0	0	3	3	1	2	1	2	0	1	14		
02	JACKSON, Kourtlin	g	4-10	1-5	3-5	0	4	4	3	12	2	3	1	1	25		
05	PRICE, Khari	g	5-10	3-5	4-4	0	2	2	1	17	4	1	0	1	33		
10	BLEVINS, Keljin	g	4-7	0-2	2-5	3	4	7	3	10	1	2	0	1	27		
01	EDWARDS, Cortez		1-3	1-1	0-0	0	3	3	0	3	2	0	0	2	20		
03	THOMAS III, Robert		0-3	0-3	0-0	0	2	2	3	0	0	1	0	0	16		
11	RAMEY, Michael		1-6	0-3	0-0	0	1	1	1	2	0	1	0	0	12		
12	ROWE, Tim		4-8	0-1	3-4	0	6	6	5	11	0	0	3	0	25		
Team						1	1	2									
Totals			21-55	5-23	12-18	5	28	33	21	59	12	11	4	6	20	200	
FG % 1st Half: 8-23 34.8%			2nd half: 13-32 40.6%		Game: 21-55 38.2%	Deadball											
3FG % 1st Half: 2-9 22.2%			2nd half: 3-14 21.4%		Game: 5-23 21.7%	Rebounds											
FT % 1st Half: 7-8 87.5%			2nd half: 5-10 50.0%		Game: 12-18 66.7%	2											

Officials: Randy Edsall (R), John St. Clair (U1), Rusty Phillips (U2)
Technical fouls: LA Tech-None. Southern Miss-None.
Attendance: 3334

Score by periods	1st	2nd	Total
LA Tech	38	32	70
Southern Miss	25	34	59

Points	In	Off	2nd	Fast	Bench
TECH	25	9	9	2	3
USM	24	2	6	2	16

Last FG - TECH 2nd-02:19, USM 2nd-00:16.
Largest lead - TECH by 15 1st-04:46, USM None.
TECH led for 39:23, USM led for 00:00. Game was tied for 00:37.

Score tied - 0 times.
Lead changed - 0 times.

UTEP vs Southern Miss 1/28/16 7 p.m. at Hattiesburg, Miss. (Reed Green Coliseum)

UTEP 58 • 11-10, 3-5

#	Player		Total		3-Ptr		Rebounds			PF	TP	A	TO	Blk	Stl	Min
			FG-FGA	FG-FGA	FT-FTA	Off	Def	Tot								
23	VINT, Hooper	c	2-8	0-0	0-0	1	8	9	3	4	3	4	2	0	27	
01	ARTIS, Dominic		1-5	0-2	1-2	0	3	3	1	3	4	1	1	1	34	
02	HARRIS, Omega	g	1-3	1-3	0-0	0	3	3	5	3	2	2	0	3	19	
04	MOORE, Lee		5-10	3-5	5-6	2	7	9	3	18	0	2	0	3	30	
15	CALDWELL, Tevin	g	4-6	0-1	0-0	1	2	3	3	8	2	0	1	1	31	
11	FLAGGERT, Jake		0-1	0-1	0-0	0	1	1	2	0	0	1	0	0	10	
12	WINN, Terry		2-4	0-0	0-2	1	2	3	1	4	1	1	0	0	17	
20	MORRIS, Earvin		4-10	3-7	2-3	0	1	1	5	13	1	3	1	1	17	
21	TOUCHET, Trey		1-3	1-3	2-2	0	1	1	1	5	0	2	0	0	15	
Team						1	2	3								
Totals			20-50	8-22	10-15	6	30	36	24	58	13	17	5	9	200	
FG % 1st Half: 12-28 42.9%			2nd half: 8-22 36.4%	Game: 20-50 40.0%	Deadball											
3FG % 1st Half: 5-12 41.7%			2nd half: 3-10 30.0%	Game: 8-22 36.4%	Rebounds											
FT % 1st Half: 1-2 50.0%			2nd half: 9-13 69.2%	Game: 10-15 66.7%	2											

Southern Miss 71 • 6-12, 3-4

#	Player		Total			3-Ptr			Rebounds			PF	TP	A	TO	Blk	Stl	Min	
			FG-FGA	FG-FGA	FT-FTA	Off	Def	Tot	Off	Def	Tot								
00	WATTS, Raheem	f	3-9	2-4	0-0	2	1	3	3	8	1	0	0	1	22				
22	CAMPBELL, Quinton	f	4-9	3-8	2-4	2	7	9	1	13	4	0	0	1	31				
02	JACKSON, Kourtlin	g	3-7	2-5	7-9	0	5	5	4	15	1	3	1	0	31				
05	PRICE, Khari	f	0-4	0-2	10-10	2	1	3	1	10	2	4	0	2	33				
10	BLEVINS, Keljin	g	0-4	0-2	0-0	0	1	1	3	0	2	1	0	1	19				
01	EDWARDS, Cortez		0-1	0-0	0-0	0	0	0	0	0	3	1	0	0	12				
03	THOMAS III, Robert		3-9	2-6	4-6	2	4	6	1	12	1	2	0	1	23				
11	RAMEY, Michael		3-9	3-6	0-0	0	2	2	1	9	0	0	0	0	16				
12	ROWE, Tim		2-2	0-0	0-0	1	2	3	2	4	1	1	0	1	13				
Team						1	3	4											
Totals				18-54	12-33	23-29	10	26	36	16	71	13	13	3	6	200			
FG % 1st Half: 7-27 25.9%			2nd half: 11-27 40.7%			Game: 18-54 33.3%			Deadball										
3FG % 1st Half: 5-19 26.3%			2nd half: 7-14 50.0%			Game: 12-33 36.4%			Rebounds										
FT % 1st Half: 7-10 70.0%			2nd half: 16-19 84.2%			Game: 23-29 79.3%			2,1										

Officials: Darron George (R), Antonio Petty (U1), Terry Oglesby (U2)
Technical fouls: UTEP-MORRIS, Earvin; TEAM 2. Southern Miss-None.
Attendance: 2824

Score by periods	1st	2nd	Total
UTEP	30	28	58
Southern Miss	26	45	71

Points	In	Off	2nd	Fast	Bench
UTEP	16	17	6	4	22
USM	8	15	13	2	25

Last FG - UTEP 2nd-01:04, USM 2nd-03:45.
Largest lead - UTEP by 15 1st-09:12, USM by 13 2nd-00:24.
UTEP led for 24:49, USM led for 13:37. Game was tied for 01:34.

Score tied - 2 times.
Lead changed - 3 times.

UTSA vs Southern Miss 1/30/16 7 p.m. at Hattiesburg, Miss. (Reed Green Coliseum)

UTSA 70 • 4-18, 2-7

#	Player		Total		3-Ptr		Rebounds			PF	TP	A	TO	Blk	Stl	Min
			FG-FGA	FT-FTA	FG-FGA	FT-FTA	Off	Def	Tot							
15	O'BRIEN, Lucas	c	2-6	0-1	0-0	2	5	7	4	4	2	0	0	0	0	24
32	RINGHOLT, James	c	0-1	0-1	0-0	0	0	0	1	0	0	0	0	0	0	10
02	HARRIS, J.R.	g	2-7	0-3	4-6	1	0	1	5	8	1	1	0	0	0	35
07	WILSON, Christian	g	7-19	0-1	8-9	0	3	3	4	22	4	2	0	0	0	35
14	BOWIE, Ryan	g	7-14	4-11	5-9	0	5	5	2	23	1	1	0	1	0	40
11	KARRER, Austin		0-0	0-0	0-0	0	0	0	1	0	0	0	0	2	0	10
13	MASSIE, Kyle		0-1	0-1	0-0	1	0	1	2	0	0	0	0	0	0	1
24	JONES, Phillip		1-6	0-2	2-4	3	1	4	1	4	0	1	0	1	1	11
25	ALLEN, Nick		2-2	0-0	2-2	3	4	7	5	6	0	2	0	0	0	18
33	COCKRELL, A.J.		1-4	0-1	1-2	1	2	3	1	3	0	1	0	0	0	16
Team						0	2	2								
Totals				22-60	4-21	22-32	11	22	33	26	70	8	8	0	4	200
FG % 1st Half: 10-28 35.7%				2nd half: 12-32 37.5%		Game: 22-60 36.7%	Deadball									
3FG % 1st Half: 4-14 28.6%				2nd half: 0-7 0.0%		Game: 4-21 19.0%	Rebounds									
FT % 1st Half: 5-5 100.0				2nd half: 17-27 63.0%		Game: 22-32 68.8%	6									

Southern Miss 86 • 7-12, 4-4

#	Player	Total</
---	--------	---------



Box Scores

Southern Miss vs Rice
2/8/16 7 p.m. at Houston, Texas (Tudor Fieldhouse)

Southern Miss 65 • 7-14, 4-6 C-USA

#	Player	Total			3-Ptr			Rebounds			PF	TP	A	TO	Bk	Stl	Min
		FG-FGA	FG-FGA	FT-FTA	Off	Def	Tot	Off	Def	Tot							
00	WATTS, Raheem	f	5-9	1-3	0-2	1	5	6	4	11	1	0	0	2	31		
22	CAMPBELL, Quinton	f	3-8	3-7	2-2	0	2	2	2	11	0	3	0	0	27		
02	JACKSON, Kourtlin	g	3-10	0-4	0-1	1	5	6	5	6	1	1	0	0	22		
05	PRICE, Khari	g	4-9	1-3	1-2	2	4	6	2	10	8	1	0	2	35		
10	BLEVINS, Keljin	g	5-9	1-2	3-5	1	1	2	1	14	1	2	0	2	27		
01	EDWARDS, Cortez		0-1	0-1	0-0	0	0	0	1	0	1	1	0	0	14		
03	THOMAS III, Robert		0-2	0-2	0-0	0	0	0	1	0	1	0	0	0	12		
11	RAMEY, Michael		1-2	1-2	2-2	0	1	1	0	5	1	2	0	0	11		
12	ROWE, Tim		3-3	0-0	2-4	2	3	5	1	8	0	3	1	0	19		
14	O'DONNELL, Michael		0-0	0-0	0-0	0	0	0	0	0	1	0	0	0	2		
Team																	
Totals			24-53	7-24	10-18	7	22	29	17	65	13	14	1	6	200		
FG % 1st Half:		9-25	36.0%	2nd half:	15-28	53.6%	Game:	24-53	45.3%	Deadball							
3FG % 1st Half:		2-13	15.4%	2nd half:	5-11	45.5%	Game:	7-24	29.2%	Rebounds							
FT % 1st Half:		8-13	61.5%	2nd half:	2-5	40.0%	Game:	10-18	55.6%								

Rice 72 • 8-15, 3-7 C-USA

#	Player	Total			3-Ptr			Rebounds			PF	TP	A	TO	Bk	Stl	Min
		FG-FGA	FG-FGA	FT-FTA	Off	Def	Tot	Off	Def	Tot							
04	KOULECHOV, Egor	f	7-15	5-12	2-2	2	10	12	1	21	4	1	0	0	38		
54	DRONE, Andrew	c	3-3	0-0	0-0	0	1	1	3	6	0	1	0	0	15		
00	CASHAW, Connor		2-3	2-2	0-0	2	2	4	1	6	1	3	0	0	34		
01	GURNEY, Max	g	2-7	1-6	2-2	0	3	3	2	7	2	0	0	0	35		
02	EVANS, Marcus	g	6-15	0-5	11-12	0	3	3	0	23	2	2	0	5	38		
12	LETOCHERELLIS, M.		1-5	0-2	5-6	3	5	8	4	7	1	3	2	0	26		
15	MENCY, Bishop		0-1	0-1	0-0	0	2	2	3	0	3	1	1	0	13		
32	SMITH, Amir		1-1	0-0	0-0	0	0	0	1	2	0	0	0	0	1		
Team																	
Totals			22-50	8-28	20-22	7	26	33	15	72	13	12	3	5	200		
FG % 1st Half:		9-28	32.1%	2nd half:	13-22	59.1%	Game:	22-50	44.0%	Deadball							
3FG % 1st Half:		3-15	20.0%	2nd half:	5-13	38.5%	Game:	8-28	28.6%	Rebounds							
FT % 1st Half:		6-6	100.0%	2nd half:	14-16	87.5%	Game:	20-22	90.9%								

Officials: John St. Clair, Bill Jacobson, Scott Johnson
Technical fouls: Southern Miss-None, Rice-None.
Attendance: 2760

Score by periods	1st	2nd	Total
Southern Miss	28	37	65
Rice	27	45	72

Last FG - USM 2nd-00:09, RICE 2nd-06:38.
Largest lead - USM by 3 1st-12:43, RICE by 16 2nd-05:52.
USM led for 07:27, RICE led for 27:04. Game was tied for 05:29.

Points	In	Off	2nd	Fast	Bench
USM	22	11	7	0	13
RICE	22	18	4	6	9

Score tied - 4 times.
Lead changed - 8 times.

Middle Tennessee vs Southern Miss
2/13/16 7 pm at Hattiesburg, Miss. (Reed Green Coliseum)

Middle Tennessee 76 • 18-7, 10-3

#	Player	Total			3-Ptr			Rebounds			PF	TP	A	TO	Bk	Stl	Min
		FG-FGA	FG-FGA	FT-FTA	Off	Def	Tot	Off	Def	Tot							
00	Harris,Darnell	f	0-6	0-2	0-2	2	0	2	2	0	1	1	0	0	25		
22	Buford,Perrin		4-9	0-0	0-1	3	3	6	2	8	2	2	0	1	28		
20	Upshaw,Reggie		6-7	2-2	1-2	1	7	8	4	15	3	3	1	2	32		
30	Potts,Giddy	g	6-14	5-10	1-2	2	3	5	2	18	3	3	0	3	33		
24	Copeland,Cuavius	g	1-3	1-3	0-0	0	3	3	1	3	4	0	0	1	14		
03	Phillips,Joshua		0-0	0-0	0-0	0	1	1	0	0	0	0	0	0	2		
04	Habersham,Xavier		3-6	3-4	0-0	1	1	2	2	9	1	0	0	1	21		
10	Raymond,Jagawn		0-0	0-0	0-0	0	1	1	2	0	0	2	0	0	7		
11	Simpson,Edward		5-7	5-6	4-6	0	3	3	2	19	3	1	0	1	29		
15	Foote,Aldonis		1-1	0-0	2-2	0	2	2	1	4	0	1	0	1	7		
25	Gamble,Karl		0-0	0-0	0-0	0	0	0	0	0	0	0	0	0	2		
Team																	
Totals			26-53	16-27	8-15	11	26	37	18	76	17	11	1	10	200		
FG % 1st Half:		8-25	32.0%	2nd half:	18-28	64.3%	Game:	26-53	49.1%	Deadball							
3FG % 1st Half:		6-13	46.2%	2nd half:	10-14	71.4%	Game:	16-27	59.3%	Rebounds							
FT % 1st Half:		5-8	62.5%	2nd half:	3-7	42.9%	Game:	8-15	53.3%								

Southern Miss 54 • 7-16, 4-8

#	Player	Total			3-Ptr			Rebounds			PF	TP	A	TO	Bk	Stl	Min
		FG-FGA	FG-FGA	FT-FTA	Off	Def	Tot	Off	Def	Tot							
00	WATTS, Raheem	f	2-6	0-2	0-0	0	0	0	4	4	0	1	0	0	25		
22	CAMPBELL, Quinton	f	2-4	2-4	0-0	0	2	2	0	6	0	1	0	0	18		
02	JACKSON, Kourtlin	g	5-9	3-3	1-3	0	6	6	1	14	2	3	0	0	27		
05	PRICE, Khari	g	2-9	0-2	2-2	1	3	4	3	6	4	4	0	1	30		
10	BLEVINS, Keljin	g	0-5	0-2	0-0	0	0	0	1	0	1	1	0	1	21		
01	EDWARDS, Cortez		0-1	0-1	2-2	0	1	1	1	2	1	0	0	0	15		
03	THOMAS III, Robert		1-2	1-2	2-2	0	0	0	1	5	1	1	0	0	10		
11	RAMEY, Michael		4-5	4-5	0-0	0	1	1	2	12	1	2	0	1	20		
12	ROWE, Tim		0-2	0-0	2-3	2	2	4	1	2	0	0	1	0	12		
14	O'DONNELL, Michael		1-1	1-1	0-0	0	1	1	2	3	0	0	0	0	22		
Team																	
Totals			17-44	11-22	9-12	4	19	23	16	54	10	15	1	3	200		
FG % 1st Half:		11-23	47.8%	2nd half:	6-21	28.6%	Game:	17-44	38.6%	Deadball							
3FG % 1st Half:		6-15	40.0%	2nd half:	3-7	42.9%	Game:	11-22	50.0%	Rebounds							
FT % 1st Half:		2-2	100.0%	2nd half:	7-10	70.0%	Game:	9-12	75.0%								

Officials: Duke Edsall (R), Greg Rennaegre (U1), Craig Murley (U2)
Technical fouls: Middle Tennessee-Team, Southern Miss-None.
Attendance: 2917

Score by periods	1st	2nd	Total
Middle Tennessee	27	49	76
Southern Miss	32	22	54

Last FG - MT 2nd-02:40, USM 2nd-07:30.
Largest lead - MT by 22 2nd-02:40, USM by 10 1st-13:24.
MT led for 17:26, USM led for 17:58. Game was tied for 04:36.

Points	In	Off	2nd	Fast	Bench
MT	18	18	13	6	32
USM	8	12	2	0	24

Score tied - 5 times.
Lead changed - 3 times.

UAB vs Southern Miss
2/11/16 7 pm at Hattiesburg, Miss. (Reed Green Coliseum)

UAB 80 • 21-4, 11-1

#	Player	Total			3-Ptr			Rebounds			PF	TP	A	TO	Bk	Stl	Min
		FG-FGA	FG-FGA	FT-FTA	Off	Def	Tot										
21	MEHINTI, Tosin	f	1-4	0-0	0-0	5	4	9	4	2	2	1	0	0	23		
34	LEE, William	f	6-11	3-6	0-0	1	3	4	0	15	5	2	4	1	38		
00	BAXTER, Hakeem	g	0-3	0-0	3-4	0	2	2	1	3	0	2	0	0	23		
02	NORTON, Nick	g	6-13	2-7	0-0	0	4	4	1	14	4	3	0	2	38		
04	BROWN, Robert	g	5-12	3-8	0-1	0	0	0	3	13	4	2	0	0	38		
01	WATTS, Denzell		1-2	1-2	0-0	0	1	1	0	3	0	2	0	2	15		
03	COKLEY, Chris		6-10	0-0	5-7	4	9	13	2	17	3	1	1	1	29		
11	WILLIAMS, Dirk		4-7	1-4	0-0	1	2	3	2	9	2	0	1	2	31		
22	MADISON, Tyler		0-0	0-0	0-0	0	0	0	0	0	0	1	0	0	5		
35	SULLIVAN, Lewis		2-2	0-0	0-2	2	2	4	1	4	0	1	0	1	10		
Team						1	0	1									
Totals			31-64	10-27	8-14	14	27	41	14	80	20	15	6	9	250		
FG % 1st Half: 15-27 55.6% 2nd half: 10-25 40.0% OT: 6-12 50.0% Game: 31-64 48.4% Deadball Rebounds																	
3FG % 1st Half: 6-12 50.0% 2nd half: 4-11 36.4% OT: 0-4 0.0% Game: 10-27 37.0%																	
FT % 1st half: 1-1 100.0 2nd half: 4-9 44.4% OT: 3-4 75.0% Game: 8-14 57.1% 3																	



Box Scores

Southern Miss vs UTSA 2/20/16 3 pm at San Antonio, Texas (Convocation Center)

Southern Miss 53 • 7-18, 4-10 C-USA

#	Player		Total		3-Ptr		Rebounds			PF	TP	A	TO	Blk	Stl	Min
			FG-FGA	FT-FTA	FG-FGA	FT-FTA	Off	Def	Tot							
00	WATTS, Raheem	f	2-5	1-1	1-2	1	1	2	3	6	1	2	0	0	20	
22	CAMPBELL, Quinton	f	0-4	0-3	0-0	0	0	0	0	0	1	1	0	0	13	
02	JACKSON, Kourtlin	g	3-8	2-4	3-4	0	1	1	0	11	0	2	0	5	25	
05	PRICE, Khari	g	3-8	2-5	0-0	0	3	3	2	8	4	1	0	0	26	
10	BLEVINS, Keljin	g	0-2	0-1	0-0	1	2	3	1	0	0	0	0	0	16	
01	EDWARDS, Cortez		2-6	0-0	0-0	0	4	4	1	4	5	0	0	0	21	
03	THOMAS III, Robert		1-2	1-1	0-0	0	0	0	0	3	2	0	0	0	15	
11	RAMEY, Michael		3-8	3-7	0-0	1	0	1	1	9	0	0	0	0	21	
12	ROWE, Tim		3-6	0-2	2-4	0	3	3	1	8	0	0	2	1	19	
14	O'DONNELL, Michael		1-6	1-5	1-2	1	2	3	1	4	0	0	3	1	24	
Team						1	0	1								
Totals				18-55	10-29	7-12	5	16	21	10	53	13	7	5	7	200
FG % 1st Half: 11-25 44.0% 2nd half: 7-30 23.3% Game: 18-55 32.7% Deadball Rebounds 3.2																
3FG % 1st Half: 7-15 46.7% 2nd half: 3-14 21.4% Game: 10-29 34.5%																
FT % 1st Half: 2-4 50.0% 2nd half: 5-8 62.5% Game: 7-12 58.3%																

UTSA 74 • 5-23, 3-12 C-USA

		Total	3-Ptr	Rebounds										
#	Player	FG-FGA	FG-FGA	FT-FTA	Off	Def	Total	PF	TP	A	TO	Blk	Stl	Min
24	JONES, Phillip	f 3-6	0-0	0-0	2	9	11	1	6	2	2	0	0	34
05	O'BRIEN, Lucas	c 4-9	1-3	0-0	1	3	4	3	9	1	3	2	0	32
12	HARRIS, J.R.	c 5-7	5-6	0-0	0	2	2	2	15	1	1	0	1	24
10	WILSON, Christian	g 7-10	2-2	0-0	0	3	3	1	16	9	5	0	1	36
14	BOWIE, Ryan	g 6-14	6-11	6-8	0	7	7	2	24	1	4	0	0	34
11	KARRER, Austin	0-1	0-0	2-2	1	3	4	1	2	2	0	0	0	26
25	ALLEN, Nick	0-1	0-0	0-0	0	1	1	1	0	0	1	0	0	6
33	COCKRELL, A.J.	0-1	0-0	2-2	0	2	2	2	2	1	0	0	0	8
Team					2	3	5							
Totals		25-49	14-22	10-12	6	33	39	13	74	17	16	2	2	200
FG % 1st Half: 15-26 57.7% 2nd half: 10-23 43.5% Game: 25-49 51.0% Deadball Rebounds 2.1														
3FG % 1st Half: 10-15 66.7% 2nd half: 4-7 57.1% Game: 14-22 63.6%														
FT % 1st Half: 2-3 66.7% 2nd half: 8-9 88.9% Game: 10-12 83.3%														

Officials: Andrew Walton, Bill Jacobson, Rusty Phillips
Technical fouls: Southern Miss-None. UTSA-None.
Attendance: 1250

Score by periods	1st	2nd	Total
Southern Miss	31	22	53
UTSA	42	32	74

Last FG - USM 2nd-00:43, UTSA 2nd-02:33.
Largest lead - USM by 1 1st-16:58, UTSA by 25 2nd-01:29.
USM led for 00:16, UTSA led for 36:26. Game was tied for 01:18.

Points	In	Off	2nd	Fast	Bench
USM	16	18	3	11	28
UTSA	14	9	7	9	4

Score tied - 1 time.
Lead changed - 2 times.

Rice vs Southern Miss 2/25/16 7 pm at Hattiesburg, Miss. (Reed Green Coliseum)

Rice 76 • 12-16, 7-8

#	Player	Total		3-Ptr		Rebounds		PF	TP	A	TO	Blk	Stl	Min
		FG-FGA	FT-FTA	FG-FGA	FT-FTA	Off	Def							
04	KOULECHOV, Egor	f	4-10	1-7	2-4	1	3	4	3	11	0	2	0	41
54	DRONE, Andrew	c	3-6	0-0	0-0	1	3	4	2	6	0	4	1	20
00	CASHAW, Connor	g	5-8	2-3	1-2	1	5	6	3	13	0	2	0	38
01	GUERCY, Max	g	1-4	1-1	0-0	2	5	7	2	3	9	2	0	29
02	EVANS, Marcus	g	12-19	2-7	6-9	1	1	2	2	32	1	4	0	39
12	LETCHER-ELLIS, M.	g	4-6	0-1	3-8	0	6	6	5	11	1	1	2	25
15	MENCY, Bishop	g	0-1	0-1	0-0	0	2	2	1	0	0	0	0	23
	Team					0	0	0						
Totals			29-54	6-20	12-23	6	25	31	18	76	11	15	3	225
FG % 1st Half: 12-26 46.2%		2nd half: 15-25 60.0%	OT: 2-3 66.7%		Game: 29-54 53.7%		Deadball Rebounds 5							
3FG % 1st Half: 2-12 16.7%		2nd half: 3-7 42.9%	OT: 1-1 100.0%		Game: 6-20 30.0%									
FT % 1st Half: 2-4 50.0%		2nd half: 5-11 45.5%	OT: 5-8 62.5%		Game: 12-23 52.2%									

Southern Miss 74 • 7-19, 4-11

#	Player	Total		3-Ptr		Rebounds		PF	TP	A	TO	Blk	Stl	Min	
		FG-FA	FG-FA	FT-FA	Off	Def	Tot								
00	WATTS, Raheem	f	2-3	1-2	3-4	0	2	2	2	8	0	2	0	1	21
14	O'DONNELL, Michael	f	0-3	0-2	0-0	0	2	2	5	0	3	1	0	1	25
02	JACKSON, Kourtlin	g	9-18	6-13	7-9	1	5	6	2	31	1	3	0	3	41
05	PRICE, Khari	g	3-6	1-2	5-6	1	1	2	3	12	7	3	0	3	36
11	RAMEY, Michael	g	1-6	1-6	0-0	1	1	2	2	3	0	1	0	0	18
01	EDWARDS, Cortez	0-0	0-0	0-0	0-0	0	1	1	1	0	0	0	0	0	4
03	THOMAS III, Robert	0-1	0-1	0-1	0-1	0	2	2	1	0	1	0	0	0	14
10	BLEVINS, Keljin	1-6	0-1	2-2	1-4	5	1	4	2	0	0	0	0	25	
12	ROWE, Tim	1-1	0-0	0-0	0	1	1	1	2	0	1	0	0	10	
22	CAMPBELL, Quinton	5-7	4-6	0-0	0	5	5	4	14	1	1	1	2	31	
Team						1	1	2				2			
Totals			22-51	13-33	17-22	5	25	30	22	74	15	14	1	10	225
FG % 1st Half: 10-23 43.5% 2nd half: 11-23 47.8% OT: 1-5 20.0% Game: 22-51 43.1% Deadball Rebounds 4															
3FG % 1st Half: 6-16 37.5% 2nd half: 6-14 42.9% OT: 1-3 33.3% Game: 13-33 39.4%															
FT % 1st Half: 4-6 66.7% 2nd half: 8-10 80.0% OT: 5-8 62.5% Game: 17-22 77.3%															

Officials: Ron Groover (R), Jeb Hartness (U1), Raymond Styons (U2)
Technical fouls: Rice-None. Southern Miss-None.
Attendance: 2547

Score by periods	1st	2nd	OT	Total
Rice	28	38	10	76
Southern Miss	30	36	8	74

Last FG - RICE OT-00:16, USM OT-00:36.
Largest lead - RICE by 4 OT-03:57, USM by 8 1st-13:47.
RICE led for 06:43, USM led for 32:03. Game was tied for 06:14.

Score tied - 9 times.
Lead changed - 6 times.

North Texas vs Southern Miss 2/27/16 7 pm at Hattiesburg, Miss. (Reed Green Coliseum)

North Texas 70 • 11-18, 6-10

#	Player	Total		3-Ptr		Rebounds		PF	TP	A	TO	Blk	Stl	Min
		FG-FGA	FT-FTA	FG-FGA	FT-FTA	Off	Def							
01	COMBS, Jeremy	4-7	0-0	7-10	6	8	14	3	15	1	2	0	2	39
00	KATENDA, Eric	0-0	0-0	0-0	1	0	1	3	0	0	1	0	0	10
03	BROWN, Ja'Michael	5-10	5-7	0-0	0	3	3	1	15	3	2	0	0	30
10	JOHNSON, Deekie	2-11	1-7	1-2	1	2	3	5	6	2	3	0	1	21
02	REESE, J-Mychal	4-10	0-3	5-7	0	0	0	2	13	1	5	0	2	36
04	WARD, Carrington	4-8	2-4	3-3	2	2	4	4	13	1	1	1	0	24
06	WHITE-PITTMAN, Greg	0-1	0-1	1-2	0	1	1	4	1	0	1	0	0	6
05	HOLSTON, Allante	1-2	1-1	2-2	0	1	1	1	5	0	0	0	0	12
22	FULLER, Khalil	0-1	0-0	0-0	1	0	1	1	0	0	0	0	0	7
23	BRICE JR, Rickey	1-3	0-0	0-2	0	4	4	3	2	0	0	0	1	13
04	GROSS, Jacob	0-0	0-0	0-0	0	0	0	0	0	0	0	0	0	0+
30	EAGLIN, Todd	0-1	0-1	0-0	0	0	0	1	0	0	0	0	0	2
Team					4	1	5							
Totals		21-54	9-24	19-28	15	22	37	28	70	8	15	1	6	200
FG % 1st Half: 10-22 45.5% 2nd half: 11-32 34.4% Game: 21-54 38.9% Deadball Rebounds 3														
3FG % 1st Half: 4-9 44.4% 2nd half: 5-15 33.3% Game: 9-24 37.5%														
FT % 1st Half: 6-9 66.7% 2nd half: 13-19 68.4% Game: 19-28 67.9%														

Southern Miss 81 • 8-19, 5-11

#	Player	Total		3-Ptr		Rebounds			PF	TP	A	TO	Blk	Stl	Min
		FG-FGA	FT-FTA	FG-FGA	FT-FTA	Off	Def	Tot							
00	WATTS, Raheem	f	1-2	0-1	5-6	0	2	2	4	7	0	2	0	2	21
14	O'DONNELL, Michael		5-7	2-3	4-6	1	1	2	5	16	2	1	1	2	29
02	JACKSON, Kourtlin	g	6-13	5-9	10-12	1	3	4	2	27	0	1	0	1	31
05	PRICE, Khari		2-4	1-2	2-4	2	4	6	3	7	8	3	0	6	34
11	RAMEY, Michael	g	4-9	2-7	0-0	0	4	4	0	10	2	1	0	0	24
01	EDWARDS, Cortez		0-1	0-1	0-0	0	1	1	0	0	0	0	0	0	7
03	THOMAS III, Robert		0-0	0-0	0-0	0	0	0	1	0	0	0	0	0	6
10	BLEVINS, Keljin		2-2	0-0	1-2	2	2	4	3	5	0	1	2	0	21
12	ROWE, Tim		0-3	0-0	0-0	0	0	0	2	0	0	0	1	0	7
22	CAMPBELL, Quinton		2-5	1-4	4-7	1	7	8	3	9	3	1	0	1	20
	Team		22-46	11-27	26-37	1	0	1							
	Totals		22-46	11-27	26-37	8	24	32	23	81	15	10	4	12	200
	FG % 1st Half:	12:25	48.0%	2nd half:	10:21	47.6%	Game:	22-46	47.6%						
	3FG % 1st Half:	35.3%	2nd half:	5-10	50.0%		Game:	11-27	40.7%						
	FT % 1st Half:	6-8	62.5%	2nd half:	21-29	72.4%	Game:	26-37	70.3%						



Box Scores

Southern Miss vs Marshall
3/5/16 7 p.m. at Huntington, W.Va. (Cam Henderson Center)

Southern Miss 106 • 8-21, 5-13

#	Player	Total			3-Ptr			Rebounds			PF	TP	A	TO	Blk	Stl	Min
		FG	FGA	FT	FGA	FTA	Off	Def	Tot								
00	WATTS, Raheem	f	6-8	1-3	1-2	3	4	7	5	14	3	3	0	0	0	28	
14	O'DONNELL, Michael	f	2-5	2-5	0-0	1	2	3	3	6	2	1	1	0	0	32	
02	JACKSON, Kourtlin	g	10-20	6-9	14-16	0	5	5	5	40	2	1	0	2	32		
05	PRICE, Khari	g	0-0	0-0	0-0	0	2	2	5	0	4	5	0	1	25		
11	RAMEY, Michael	g	3-7	2-4	0-2	0	1	1	2	8	0	1	0	0	20		
01	EDWARDS, Cortez		0-1	0-0	1-2	0	2	2	1	1	0	1	0	1	11		
03	THOMAS III, Robert		2-2	2-2	2-3	0	4	4	4	8	1	4	0	0	20		
10	BLEVINS, Keljin		1-3	0-1	2-2	0	3	3	1	4	0	2	0	1	18		
12	ROWE, Tim		2-2	0-0	4-4	0	1	1	3	8	2	3	1	0	11		
22	CAMPBELL, Quinton		4-9	2-6	7-10	2	7	9	1	17	2	0	0	0	28		
Team						5	5	10									
Totals			30-57	15-30	31-41	11	36	47	30	106	17	22	3	4	225		
FG % 1st Half: 17-33 51.5% 2nd half: 12-22 54.5% OT: 1-2 50.0% Game: 30-57 52.6% Deadball																	
3FG % 1st Half: 7-16 43.8% 2nd half: 7-12 58.3% OT: 1-2 50.0% Game: 15-30 50.0% Rebounds																	
FT % 1st Half: 13-14 92.9% 2nd half: 13-21 61.9% OT: 5-6 83.3% Game: 31-41 75.6% 2																	

Marshall 108 • 16-15, 12-6

#	Player		Total			3-Ptr			Rebounds			PF	TP	A	TO	Blk	Stl	Min
			FG	FGA	FT	FGA	FTA	FT	Off	Def	Tot							
24	KELLY, James	f	10-16	2-5	2-4	2	10	12	4	24	1	1	0	4	41			
25	TAYLOR, Ryan	f	4-9	0-3	4-5	1	5	6	5	12	4	0	0	1	32			
23	EDMONDS, Justin	g	0-1	0-1	0-0	0	1	1	1	0	0	1	0	0	4			
33	ELMORE, Jon	g	9-19	2-8	15-15	0	0	0	3	35	8	0	2	1	43			
35	LOOP, Austin	g	4-10	3-9	0-0	1	0	1	3	11	0	1	0	0	31			
01	THOMPSON, Terrence		1-1	0-0	2-4	1	4	5	3	4	0	0	2	0	15			
02	BROWNING, Stevie		2-7	0-3	0-0	0	2	2	5	4	1	2	0	2	26			
04	KILGORE, Jacob		0-0	0-0	0-0	0	0	0	0	0	0	0	0	0	0+			
14	BURKS, C.J.		7-11	1-2	3-5	0	2	2	3	18	4	1	0	1	33			
Team						0	0	0										
Totals				37-74	8-31	26-33	5	24	29	27	108	18	6	4	9	225		
FG % 1st Half: 12-34 35.3% 2nd half: 21-31 67.7% OT: 4-9 44.4% Game: 37-74 50.0% Deadball																		
3FG % 1st Half: 1-17 5.9% 2nd half: 6-11 54.5% OT: 1-3 33.3% Game: 8-31 25.8% Rebounds																		
FT % 1st Half: 12-16 75.0% 2nd half: 13-15 86.7% OT: 1-2 50.0% Game: 26-33 78.8% 3																		

Officials: Mark Schnur, Andrew Walton, Ty Meixsell
Technical fouls: Southern Miss-WATTS, Raheem; TEAM 2. Marshall-KELLY, James.
Attendance: 6431
USM Coach Sadler ejected with 4:55 remaining in second half.

Score by periods	1st	2nd	OT	Total
Southern Miss	54	44	8	106
Marshall	37	61	10	108

Points	In	Off	2nd	Fast	Bench
USM	28	9	14	2	38
MAR	54	37	3	14	26

Last FG - USM OT-03:11, MAR OT-00:00.
Largest lead - USM by 23 1st-08:58, MAR by 3 1st-18:34.
USM led for 38:49, MAR led for 02:31. Game was tied for 03:40.

Score tied - 5 times.
Lead changed - 6 times.



Conference USA

2015-16 Standings

	Conference USA				All Games					
	W-L	Pct.	H	A	W-L	Pct.	H	A	N	L10
UAB*#	16-2	.889	9-0	7-2	26-7	.788	16-0	10-5	0-2	7-3
Middle Tennessee^	13-5	.722	7-2	6-3	25-10	.714	11-3	8-5	6-2	7-3
Marshall	12-6	.667	7-2	5-4	17-16	.515	10-4	5-9	2-3	6-4
Louisiana Tech\$	12-6	.667	8-1	4-5	23-10	.697	16-1	7-7	0-2	6-4
Old Dominion%	12-6	.667	5-4	7-2	25-13	.658	12-4	7-6	6-3	9-1
UTEP	10-8	.556	8-1	2-7	19-14	.576	14-4	2-9	3-1	7-3
Charlotte	9-9	.500	6-3	3-6	14-19	.424	8-7	5-8	1-4	6-4
WKU	8-10	.444	5-4	3-6	18-16	.529	12-4	3-9	3-3	6-4
North Texas	7-11	.389	6-3	1-8	12-20	.375	11-7	1-12	0-1	4-6
Rice	7-11	.389	5-4	2-7	12-20	.375	9-8	3-11	0-1	5-5
FIU	7-11	.389	3-6	4-5	13-19	.406	7-9	5-8	1-2	2-8
Florida Atlantic	5-13	.278	4-5	1-8	8-25	.242	5-7	2-14	1-4	2-8
Southern Miss	5-13	.278	4-5	1-8	8-21	.276	6-9	2-12	0-0	1-9
UTSA	3-15	.167	3-6	0-9	5-27	.156	4-10	1-14	0-3	1-9

* – C-USA Regular Season Champ | ^ – C-USA Tournament Champ | # – NIT | \$ – Vegas 16 | % – Vegas 16 Champ

All-Conference USA

2015-16 All-Conference USA First Team

Alex Hamilton, Louisiana Tech, Sr., G, 6-4, 194,
ChIPLEY, Florida
James Kelly, Marshall, Sr., F, 6-8, 259, Ann Arbor, Michigan
**Trey Freeman, ODU, Jr., G, 6-2, 175,
Virginia Beach, Virginia
Marcus Evans, Rice, Fr., G, 6-2, 190, Chesapeake, Virginia
Robert Brown, UAB, Sr., G, 6-5, 195, Clermont, Florida

2015-16 All-Conference USA Second Team

Joseph Uchebo, Charlotte, Sr., C, 6-10, 261,
Enugu, Nigeria
Adrian Diaz, FIU, Sr., C, 6-11, 230, Miami, Florida
Erik McCree, Louisiana Tech, R-Jr., F, 6-8, 222,
Orlando, Florida
Jeremy Combs, North Texas, So., F, 6-7, 196, Dallas, Texas
Chris Cokley, UAB, So., F, 6-8, 241, Savannah, Georgia

2015-16 All-Conference USA Third Team

Giddy Potts, MTSU, So., G, 6-2, 220, Athens, Alabama
Reggie Upshaw Jr., MTSU, Jr., G, 6-7, 232,
Chattanooga, Tenn.
William Lee, UAB, So., F, 6-9, 210, Plantersville, Alabama
**Nick Norton, UAB, So., G, 6-10, 175,
Bloomington, Illinois
Lee Moore, UTEP, Jr., G, 6-4, 175, Kennesaw, Georgia

2015-16 Conference USA All-Freshman Team

Jon Davis, Charlotte, G, 6-2, 193,
Upper Marlboro, Maryland
Andrien White, Charlotte, G, 6-3, 184, Richmond, Virginia
Zoran Talley, Old Dominion, F, 6-7, 195,
Merrillville, Indiana
Marcus Evans, Rice, G, 6-2, 190, Chesapeake, Virginia
Terry Winn, UTEP, F, 6-7, 230, Monroe, Louisiana

2015-16 Conference USA All-Defensive Team

Adrian Diaz, FIU, Jr., F, 6-10, 230, Miami, Florida
Alex Hamilton, Louisiana Tech, Sr., G, 6-4, 194,
ChIPLEY, Florida
Brandon Stith, Old Dominion, RSo., F, 6-7, 230,
Lawrenceville, Va.
Marcus Evans, Rice, Fr., G, 6-2, 190, Chesapeake, Virginia
William Lee, UAB, So., F, 6-9, 210, Plantersville, Alabama

2015-16 Conference USA Player Of The Year

Alex Hamilton, Louisiana Tech, Sr., G, 6-4, 194,
ChIPLEY, Florida

2015-16 Conference USA Freshman Of The Year

Marcus Evans, Rice, G, 6-2, 190, Chesapeake, Virginia

2015-16 C-USA Defensive Player Of The Year

William Lee, UAB, So., F, 6-9, 210, Plantersville, Alabama

2015-16 Conference USA Newcomer Of The Year

James Kelly, Marshall, Sr., F, 6-8, 259, Ann Arbor, Michigan

2015-16 Conference USA Sixth Man Of The Year

Dirk Williams, UAB, Sr., G, 6-5, 180,
Homewood, Alabama

2015-16 C-USA Gene Bartow Coach Of The Year

Jerod Haase, UAB

All-Academic Team

Jon Elmore, Marshall
Austin Loop, Marshall
Trey Freeman, Old Dominion
Nick Norton, UAB
Dominic Artis, UTEP

2015-16 Players of the Week

N16	Chris Cokley, UAB
N23	Adrian Diaz, FIU
N30	Earvin Morris, UTEP
D7	Adrian Diaz, FIU
D14	Alex Hamilton, Louisiana Tech
D21	Erik McCree, Louisiana Tech
D28	James Kelly, Marshall
J4	Adrian Diaz, FIU
	Alex Hamilton, Louisiana Tech
J11	James Kelly, Marshall
J18	William Lee, UAB
J25	Trey Freeman, Old Dominion
F1	Trey Freeman, Old Dominion
F8	Trey Freeman, Old Dominion
F15	Erik McCree, Louisiana Tech
F22	James Kelly, Marshall
F29	Alex Hamilton, Louisiana Tech
M7	Alex Hamilton, Louisiana Tech

2015-16 Freshmen of the Week

N16	Ja'Michael Brown, North Texas
N23	Andrien White, Charlotte
N30	C.J. Burks, Marshall
	Marcus Evans, Rice
D7	Marcus Evans, Rice
D14	C.J. Burks, Marshall

D21	Marcus Evans, Rice
D28	Marcus Evans, Rice
J4	Andrien White, Charlotte
J11	Jon Davis, Charlotte
J18	Marquez Letcher-Ellis, Rice
J25	Jon Davis, Charlotte
F1	Marcus Evans, Rice
F8	Marcus Evans, Rice
F15	Marcus Evans, Rice
F22	Marcus Evans, Rice
F29	Marcus Evans, Rice
M7	Marcus Evans, Rice

2016 Conference USA Basketball Championship

Legacy Arena at BJCC | Birmingham, Alabama

Tuesday, March 8

(12) Florida Atlantic 82, (13) UTSA 58

Wednesday, March 9

(8) WKU 84, (9) North Texas 76
(5) Old Dominion 72, (12) Florida Atlantic 46
(7) Charlotte 77, (10) Rice 67
(6) UTEP 85, (11) FIU 77

Thursday, March 10

WKU 88, (1) UAB 77
Old Dominion 68, (4) Louisiana Tech 52
(2) Middle Tennessee 79, Charlotte 61
(3) Marshall 87, UTEP 85

Friday, March 11

Old Dominion 89, WKU 77
Middle Tennessee 99, Marshall 90

Saturday, March 12 - CHAMPIONSHIP

Middle Tennessee 55, Old Dominion 53

All-Tournament Team

Reggie Upshaw Jr., Middle Tennessee (MVP)
Perrin Buford, Middle Tennessee
Aaron Bacote, Old Dominion
Trey Freeman, Old Dominion
Nigel Snipes, WKU

NCAA First/Second Rounds,

St. Louis, Missouri

Fri., March 18

(15) Middle Tennessee 90, (2) Michigan State 81

Sun., March 20

(10) Syracuse 75, (15) Middle Tennessee 50

National Invitation Tournament, Provo, Utah

Wed., March 16

at (2) BYU 97, (7) UAB 79

Vegas 16, Las Vegas, Nevada

Mon., March 28

Old Dominion 75, Tennessee Tech 59

Mon., March 28

East Tennessee State 88, Louisiana Tech 83

Tue., March 29

Old Dominion 64, UC Santa Barbara 49

Wed., March 30

Old Dominion 68, Oakland 67



Conference USA Composite Schedule

NOVEMBER

Fri., November 11

Newberry at Charlotte
Florida Memorial at FIU
Rainbow Classic, Honolulu, Hawaii
Florida Atlantic vs. Texas State
Louisiana Tech at South Carolina
Milligan at Middle Tennessee
Sul Ross State at North Texas
James Madison at Old Dominion
Tougaloo at Southern Miss
Arkansas Pine-Bluff at UAB
UTSA at Fresno State

Sat., November 12

North Carolina Central at Marshall
Louisiana College at UTEP
Global Sports Classic,
Bowling Green, Kentucky
Alabama State at WKU

Sun., November 13

Rainbow Classic, Honolulu, Hawaii
Florida Atlantic vs. SIUE
Rice at James Madison
UTSA at Oregon State

Mon., November 14

Charlotte at Elon
FIU at Stetson
Old Dominion at Richmond
Furman at UAB

Tue., November 15

Rainbow Classic, Honolulu, Hawaii
Florida Atlantic at Hawai'i
Murray State at Middle Tennessee
North Texas at Texas Tech
Southern Miss at LSU

Wed., November 16

Alabama State at Louisiana Tech
Morehead State at Marshall
Texas Southern at Rice
UTSA at Illinois-Chicago
Global Sports Classic,
Bowling Green, Kentucky
Jacksonville State at WKU

Thu., November 17

East Carolina at Charlotte
Troy at UAB
Gildan Charleston Classic,
Charleston, S.C.
UTEP vs. Wake Forest

Fri., November 18

Red Diamond Roundball Classic,
Mobile, Ala.
FIU at South Alabama
Union at Southern Miss
Gildan Charleston Classic,
Charleston, S.C.
UTEP vs. Villanova/Western Michigan

Sat., November 19

Red Diamond Roundball Classic,
Mobile, Ala.
FIU vs. Jacksonville
Louisiana Tech at Nebraska
Western Carolina at Marshall
Tennessee State at Middle Tennessee
Rice at Nebraska-Omaha
Prairie View A&M at UTSA
WKU at Belmont

Sun., November 20

Red Diamond Roundball Classic,
Mobile, Ala.
FIU vs. Youngstown State
Edward Waters at Florida Atlantic
Drexel at North Texas
Gildan Charleston Classic,
Charleston, S.C.
UTEP vs. TBD

Mon., November 21

Jackson State at Marshall
Montana State at Rice
Alabama A&M at Southern Miss
CBE Hall of Fame Classic,
Kansas City, Mo.
UAB vs. Kansas

Tue., November 22

USC Upstate at Charlotte
USF at Florida Atlantic
Toledo at Middle Tennessee
CBE Hall of Fame Classic,
Kansas City, Mo.
UAB vs. Georgia/George Washington

UTSA at Lamar
North Carolina A&T at WKU

Wed., November 23

Ave Maria at FIU
Oklahoma Baptist at Louisiana Tech
North Texas at Rutgers
Battle 4 Atlantis,
Paradise Island, Bahamas
Old Dominion vs. Louisville
Delaware State at Rice
Southeastern Louisiana at UTEP

Thu., November 24

Battle 4 Atlantis,
Paradise Island, Bahamas
Old Dominion vs. Wichita State/LSU

Fri., November 25

Marshall at Ohio State
Music City Challenge, Nashville, Tenn.
Middle Tennessee vs.
UNC Wilmington
Niagara at North Texas
Battle 4 Atlantis,
Paradise Island, Bahamas
Old Dominion vs. TBD
Texas State at UTSA
Global Sports Classic,
Las Vegas, Nevada
WKU vs. Washington

Sat., November 26

Charlotte at Davidson
Music City Challenge, Nashville, Tenn.
Middle Tennessee vs. Toledo
Rice at Incarnate Word
Global Sports Classic,
Las Vegas, Nevada
WKU vs. UNLV/TCU

Sun., November 27

Binghamton at FIU
Maryland Eastern Shore
at Louisiana Tech
Music City Challenge, Nashville, Tenn.
Middle Tennessee vs. Evansville
Hartford at North Texas
UAB vs. Saint Mary's (at Las Vegas)

Mon., November 28

Appalachian State at Charlotte

Tue., November 29

Florida Atlantic at Tennessee-Martin
Alabama A&M at UAB

Wed., November 30

James Madison at Charlotte
FIU at Elon
California Bears Classic,
Berkeley, Calif.
Louisiana Tech at California
Ohio at Marshall
Middle Tennessee at Ole Miss
Texas College at North Texas
Dartmouth at Old Dominion
Houston Baptist at Rice
South Alabama at Southern Miss
WKU at Eastern Kentucky

DECEMBER

Thu., December 1

UTSA at Cal Poly

Sat., December 3

Oregon State at Charlotte
Hoifstra at Florida Atlantic
Southeastern Louisiana
at Louisiana Tech
Marshall at Eastern Kentucky
Middle Tennessee at South Alabama
UT Arlington at North Texas
Old Dominion at Towson
Rice at Texas Tech
Auburn at UAB
Northwestern State at UTEP
UTSA at Utah Valley
WKU at Missouri

Sun., December 4

FIU at South Carolina
Southern Miss at Jackson State

Mon., December 5

Alcorn State at Louisiana Tech

Tue., December 6

Charlotte at Wake Forest
Florida Atlantic at Ohio State
Marshall at Chattanooga

Old Dominion at Rhode Island
Southern Miss at Florida State
Wed., December 7
UAB at Stephen F. Austin
UTEP at New Mexico
UTSA at Texas Tech

Thu., December 8

Vanderbilt at Middle Tennessee
Delaware State at North Texas

Sat., December 10

Louisiana Tech at Louisiana-Lafayette
Toledo at Marshall
VCU at Old Dominion
Stephen F. Austin at Rice
Tulane at Southern Miss
UAB at Memphis
Southeastern Oklahoma State at UTSA

Sun., December 11

FIU at Florida Gulf Coast
WKU at Indiana State

Tue., December 13

Prairie View A&M at Louisiana Tech
New Mexico State at UTEP

Wed., December 14

Middle Tennessee at Belmont
WKU at Saint Mary's (California)

Thu., December 15

Georgia Southern at FIU
St. Edward's at Rice

Fri., December 16

Florida Atlantic at Miami (Florida)

Sat., December 17

MetroPCS Orange Bowl Classic,
Sunrise, Fla.
Charlotte vs. Florida
Northern Illinois at FIU
Shreveport-Bossier Holiday Classic,
Shreveport, La.
Louisiana Tech vs. Grambling State
Marshall at Akron
Middle Tennessee at VCU
North Texas at Sam Houston State
Rice at Pitt
Northern Arizona at UTEP
WKU at Detroit

Sun., December 18

Georgia State at Old Dominion
Southern at UAB
UTSA at Texas A&M-Corpus Christi

Mon., December 19

West Virginia Wesleyan at Marshall
Northwestern State at Rice
Southern Miss vs. Mississippi State
(Jackson, Miss.)

Tue., December 20

Charlotte at Maryland
Florida Gulf Coast at Louisiana Tech
Southeastern Louisiana at North Texas

Wed., December 21

North Florida at FIU
Webber International
at Florida Atlantic
Georgia State at Middle Tennessee
St. Thomas (Texas) at Rice
UAB at Texas
WestStar Bank Don Haskins
Sun Bowl Inv'l, El Paso
Maryland-Eastern Shore at UTEP
Utah Valley at UTSA
Ohio at WKU

Thu., December 22

LSU-Shreveport at Louisiana Tech
Marshall at Cincinnati
San Diego at North Texas
Howard at Old Dominion
Diamond Head Classic,
Honolulu, Hawaii
Southern Miss vs. San Diego State
WestStar Bank Don Haskins
Sun Bowl Inv'l, El Paso
Akron/UC Irvine at UTEP

Fri., December 23

Diamond Head Classic,
Honolulu, Hawaii
Southern Miss vs.
Tulsa/Stephen F. Austin

Sun., December 25

Diamond Head Classic,
Honolulu, Hawaii
Southern Miss vs. TBD

Wed., December 28

Florida Gulf Coast at Florida Atlantic
Marshall at Pittsburgh
Miles College at UAB
Austin Peay at WKU

Thu., December 29

William & Mary at Old Dominion
East Central at UTSA

Fri., December 30

UTEP at New Mexico State

Sat., December 31

■ North Texas at Charlotte
■ Marshall at FIU
■ WKU at Florida Atlantic
■ Rice at Old Dominion

Sun., January 1

■ Louisiana Tech at Southern Miss
■ UAB at Middle Tennessee
■ UTEP at UTSA

Mon., January 2

■ Rice at Charlotte
■ WKU at FIU
■ Marshall at Florida Atlantic
■ North Texas at Old Dominion

Thu., January 5

■ Charlotte at WKU
■ UTEP at Louisiana Tech
■ Old Dominion at Marshall
■ Middle Tennessee at Rice
■ UTSA at Southern Miss
■ UAB at North Texas

Sat., January 7

■ Charlotte at Marshall
■ FIU at Florida Atlantic
■ UTSA at Louisiana Tech
■ Middle Tennessee at North Texas
■ Old Dominion at WKU
■ UAB at Rice
■ UTEP at Southern Miss

Thu., January 12

■ Louisiana Tech at Charlotte
■ FIU at UTEP
■ Florida Atlantic at UTSA
■ Marshall at Middle Tennessee
■ Southern Miss at Old Dominion
■ WKU at UAB

Sat., January 14

■ Southern Miss at Charlotte
■ Florida Atlantic at UTEP
■ FIU at UTSA
■ Louisiana Tech at Old Dominion
■ Marshall at UAB
■ WKU at Middle Tennessee
■ North Texas at Rice

Thu., January 19

■ Middle Tennessee at FIU
■ UAB at Florida Atlantic
■ Rice at Louisiana Tech
■ North Texas at Southern Miss

Sat., January 21

■ Old Dominion at Charlotte
■ Middle Tennessee at Florida Atlantic
■ UAB at FIU
■ North Texas at Louisiana Tech
■ WKU at Marshall
■ Rice at Southern Miss
■ UTSA at UTEP

Thu., January 26

■ Charlotte at North Texas
■ Florida Atlantic at FIU
■ Louisiana Tech at UAB
■ Southern Miss at Middle Tennessee
■ Old Dominion at Rice
■ UTSA at Marshall
■ UTEP at WKU

Sat., January 28

■ Charlotte at Rice
■ Louisiana Tech at Middle Tennessee
■ UTEP at Marshall
■ Old Dominion at North Texas
■ Southern Miss at UAB
■ UTSA at WKU

FEBRUARY

Thu., February 2

■ Florida Atlantic at Charlotte
■ FIU at Old Dominion
■ WKU at Louisiana Tech
■ Marshall at Southern Miss
■ Middle Tennessee at UTSA
■ UAB at UTEP

Sat., February 4

■ FIU at Charlotte
■ Florida Atlantic at Old Dominion
■ Marshall at Louisiana Tech
■ Middle Tennessee at UTEP
■ Rice at North Texas
■ WKU at Southern Miss
■ UAB at UTSA

Thu., February 9

■ Charlotte at UAB
■ North Texas at Florida Atlantic
■ Rice at FIU
■ Old Dominion at Middle Tennessee
■ Louisiana Tech at UTEP
■ Southern Miss at UTSA

Sat., February 11

■ Charlotte at Middle Tennessee
■ North Texas at FIU
■ Rice at Florida Atlantic
■ Louisiana Tech at UTSA
■ Marshall at WKU
■ Old Dominion at UAB
■ Southern Miss at UTEP

Thu., February 16

■ Florida Atlantic at Louisiana Tech
■ UTEP at Louisiana Miss
■ UAB at Marshall
■ Middle Tennessee at WKU
■ UTEP at North Texas
■ UTSA at Rice

Sat., February 18

■ Charlotte at Old Dominion
■ FIU at Louisiana Tech
■ Florida Atlantic at Southern Miss
■ Middle Tennessee at Marshall
■ UTSA at North Texas
■ UTEP at Rice

Sun., February 19

■ UAB at WKU

Thu., February 23

■ WKU at Charlotte
■ UTEP at Florida Atlantic
■ UTSA at FIU
■ Louisiana Tech at North Texas
■ Marshall at Old Dominion
■ Southern Miss at Rice

Sat., February 25

■ Marshall at Charlotte
■ UTEP at FIU
■ UTSA at Florida Atlantic
■ Louisiana Tech at Rice
■ Southern Miss at North Texas
■ WKU at Old Dominion
Sun., February 26
■ Middle Tennessee at UAB

MARCH

Thu., March 2

■ Charlotte at UTSA
■ FIU at Middle Tennessee
■ Florida Atlantic at UAB
■ Rice at Marshall
■ North Texas at WKU
■ Old Dominion at UTEP

Sat., March 4

■ Charlotte at UTEP
■ FIU at UAB
■ Florida Atlantic at Middle Tennessee
■ North Texas at Marshall
■ Old Dominion at UTSA
■ Rice at WKU
■ Southern Miss at Louisiana Tech

Wed-Sat., March 8-11

2017 C-USA Men's Basketball
Championship
(Legacy Arena at BJCC,
Birmingham, Ala.)



Records

Game Records (Team)

Most Points

Rk.	Game	Pts
1.	Dillard (01/03/13)	135*
2.	at Virginia Tech (02/06/88)	133
3.	Iowa Wesleyan (12/02/78)	131
4.	Florida Tech (12/04/67)	128
5.	Virginia Tech (01/16/88)	127
6.	at Wyoming (12/29/90)	122
7.	Missouri Western (11/29/78)	114
8.	Spring Hill (11/22/06)	113
9.	Blue Mountain (11/29/07)	112
10.	Alcorn State (12/06/93)	110

Field Goals Made

Rk.	Game	FGM
1.	Iowa Wesleyan (12/02/78)	55
2.	Delta State (02/20/68)	54
3.	Virginia Tech (01/16/88)	53
4.	Dillard (01/3/13)	51*
	Blue Mountain (11/29/07)	51
	Florida Tech (12/04/67)	51
7.	Missouri Western (11/29/78)	50
8.	UMKC (12/13/78)	46
	at Louisiana-Lafayette (02/15/89)	46
	at Virginia Tech (02/06/88)	46

Field Goals Attempted

Rk.	Game	FGA
1.	at Ole Miss (12/15/70)	116
2.	Christian Brothers (02/24/64)	110
3.	Iowa Wesleyan (12/02/78)	106
	ULM (01/27/71)	106
	ULM (02/18/64)	106
6.	at Virginia Tech (02/06/88)	101
7.	Virginia Tech (01/16/88)	98
8.	Missouri Western (11/29/78)	92
9.	Pomona-Pitzer (11/30/81)	91
10.	Dillard (01/03/13)	90*

Field Goal Percentage

(minimum 20 made)

Rk.	Game	Pct
1.	at Rice (32-46 – 01/09/13)	.696
2.	Spring Hill (44-64 – 02/10/69)	.688
3.	Appalachian State (37-56 – 01/17/90)	.661

4.	at Wyoming (40-61 – 12/29/90)	.656
5.	at New Orleans (34-52 – 02/11/74)	.654
6.	at Bradley (24-37 – 12/23/06)	.649
7.	Cincinnati (35-54 – 02/24/86)	.648
8.	at Tennessee Tech (31-48 – 12/17/84)	.646
9.	McNeese State (38-59 – 11/27/04)	.644
10.	at Florida State (43-67 – 01/18/86)	.642

3-Point Field Goals Made

Rk.	Game	3FGM
1.	Dillard (01/03/13)	18*
2.	Louisville (01/21/93)	16
	UAB (2/11/16)	16
4.	Mississippi State (12/16/95)	15
	at Marshall (3/5/16)	15
6.	at South Alabama (12/07/11)	14
	vs. Western Illinois (12/01/00)	14
	Old Dominion (03/01/93)	14
	McNeese State (02/24/92)	14
	at UTSA (1/30/16)	14

3-Point Field Goals Attempted

Rk.	Game	3FGA
1.	Mississippi State (12/16/95)	40
2.	Old Dominion (03/01/93)	38
	UAB (02/11/16)	38
4.	Dillard (01/3/13)	36*
5.	Louisville (01/21/93)	35
6.	at Memphis (02/20/96)	34
	at Utah State (12/29/95)	34
8.	at Ole Miss (12/19/95)	33
	at South Alabama (12/23/95)	33
	Rice (02/25/16)	33
	UTEP (01/28/16)	33

3-Point FG Percentage

(minimum 10 made)

Rk.	Game	Pct
1.	at Wyoming (11-15 – 12/29/90)	.733
2.	at DePaul (10-15 – 01/31/98)	.667
3.	at UL-Lafayette (13-20 – 01/30/91)	.650
	East Carolina (13-20 – 03/02/13)	.650*
5.	at Virginia Tech (10-16 – 01/12/91)	.625
6.	at Auburn (11-18 – 12/30/03)	.611
7.	Memphis (10-17 – 02/19/05)	.588
	at UAB (10-17 – 02/02/13)	.588
9.	at Morehead State (11-19 – 12/28/12)	.579
10.	at Old Dominion (12-21 – 01/23/14)	.571*

Free Throws Made

Rk.	Game	FTM
1.	at Tampa (01/10/59)	38
2.	at Centenary (02/03/68)	37
3.	at South Alabama (12/04/69)	36
	Samford (02/04/69)	36
	at Northwestern State (02/05/63)	36
	Louisiana Tech (01/29/62)	36
	at Kentucky Wesleyan (12/10/58)	36
8.	UTEP (01/31/07)	34
	Florida State (01/05/91)	34
10.	Several tied at	33

Free Throws Attempted

Rk.	Game	FTA
1.	at Kentucky Wesleyan (12/10/58)	52
2.	at Centenary (02/03/68)	51
3.	Samford (02/04/69)	50
4.	at Northwestern State (02/05/63)	49
5.	St. Bernard (01/29/66)	48
	Centenary (01/22/59)	48
7.	vs. Cincinnati (03/09/90)	47
8.	Jackson State (11/25/02)	46
9.	Memphis (01/21/06)	45
	Florida State (01/05/91)	45
	Central Arkansas (12/06/84)	45
	UAB (02/05/08)	45

Free Throw Percentage

(minimum 10 made)

Rk.	Game	Pct
1.	Alabama State (17-18 – 11/18/08)	.944
2.	Dillard (15-16 – 01/03/13)	.938
	Louisiana Tech (15-16 – 02/01/60)	.938
4.	Dillard (13-14 – 12/30/09)	.929
5.	Delta State (25-27 – 02/06/60)	.926
6.	vs. Evansville (12-13 – 11/27/99)	.923
	North Texas (12-13 – 12/20/86)	.923
	at Old Dominion (12-13 – 02/04/93)	.923
	at Memphis (24-26 – 03/14/08)	.923
10.	Charlotte (11-12 – 01/23/93)	.917
	at McNeese State (11-12 – 02/19/90)	.917

Rebounds

Rk.	Game	Reb
1.	Northwestern State (02/18/64)	95
2.	Pan American (02/09/70)	91
3.	at Northwestern State (01/05/70)	90

4.	ULM (12/10/59)	87
5.	Spring Hill (02/13/68)	80
6.	Illinois College (01/15/80)	66
	Southeastern Louisiana (12/29/94)	66
8.	East Tennessee State (01/07/92)	63
9.	Pomona-Pitzer (11/30/81)	62
	Missouri-St. Louis (11/30/85)	62

Assists

Rk.	Game	Asst
1.	Dillard (01/03/13)	40*
	Virginia Tech (01/16/88)	40
3.	South Alabama (12/11/86)	35
4.	at Centenary (01/13/79)	30
5.	McNeese State (02/24/92)	29
	Georgia College (12/18/86)	29
7.	Blue Mountain (11/29/07)	28
8.	Several tied at	27

Steals

Rk.	Game	Stl
1.	Dillard (01/03/13)	27*
2.	William Carey (12/31/12)	23*
	Missouri-St. Louis (11/28/81)	23
4.	North Texas (12/20/86)	21
5.	St. Catharine (12/14/13)	20*
	Marshall (01/23/13)	20*
	Oregon Tech (12/18/85)	20
	Pomona-Pitzer (11/30/81)	20
9.	South Carolina (01/25/86)	19
	Arkansas State (12/11/85)	19
	Tennessee Tech (12/16/85)	19

Blocked Shots

Rk.	Game	Blk
1.	McNeese State (02/24/92)	14
	vs. Auburn (12/29/89)	14
3.	vs. USF (03/13/92)	13
	Louisville (02/29/92)	13
5.	New Orleans (11/30/99)	12
	Southeastern Louisiana (02/28/91)	12
	Cincinnati (02/24/86)	12
	Missouri-St. Louis (11/30/85)	12
	vs. Wagner (12/29/80)	12
10.	Several tied at	11

Season Records (Team)

Points

Rk.	Season	Pts.
1.	1986-87	2,788
2.	2012-13	2,733*
3.	1952-53	2,726
4.	1987-88	2,721
5.	1951-52	2,688
6.	1989-90	2,601
7.	2013-14	2,596*
8.	1953-54	2,443
9.	1967-68	2,439
10.	1990-91	2,435

Field Goal Percentage

Rk.	Season	Pct.
1.	1989-90 (981-1,919)	.511
2.	1968-69 (855-1,710)	.500
3.	1990-91 (886-1,796)	.493
4.	1987-88 (1,045-2,120)	.493
5.	1981-82 (797-1,634)	.488
6.	1980-81 (787-1,618)	.486
7.	1982-83 (813-1,681)	.484
8.	1988-89 (828-1,717)	.482
9.	1979-80 (825-1,720)	.480
10.	1964-65 (882-1,841)	.479

3-Point Field Goal Percentage

Rk.	Season	Pct.
1.	1986-87 (198-492)	.402
2.	1990-91 (163-407)	.400
3.	1987-88 (198-508)	.390
4.	1988-89 (110-287)	.383
5.	2012-13 (245-645)	.380*
6.	1991-92 (195-524)	.372
7.	2010-11 (172-468)	.368
8.	1997-98 (131-362)	.362
9.	2011-12 (215-601)	.358
10.	2015-16 (257-721)	.356

Free Throw Percentage

Rk.	Season	Pct.
1.	2011-12 (573-779)	.736
2.	2004-05 (443-606)	.731
3.	2010-11 (549-752)	.730
4.	2008-09 (501-689)	.727
5.	2009-10 (529-733)	.722
6.	1990-91 (500-696)	.718
7.	1964-65 (542-758)	.715
8.	1961-62 (559-783)	.714
9.	2015-16 (385-540)	.713
10.	1998-99 (445-626)	.711

Offensive Rebounds

Rk.	Season	OR
1.	1986-87	560
2.	1994-95	540
3.	1993-94	499
4.	1984-85	494
5.	1994-95	484
6.	1985-86	483
7.	1989-90	474
8.	2012-13	471*
	2011-12	471
10.	1998-84	462

Steals

Rk.	Season	Stl
1.	2012-13	356*
2.	1985-86	323
3.	2013-14	294*
4.	1986-87	282
5.	1994-95	273
6.	1987-88	253
7.	1981-82	250
8.	1980-81	227
9.	1995-96	224
10.	1993-94	218

Field Goals Made

Rk.	Season	FGM
1.	1951-52	1,084
2.	1986-87	1,083
3.	1952-53	1,051
4.	1987-88	1,045
5.	2012-13	985*
6.	1989-90	981
7.	1967-68	952
8.	1985-86	935
9.	1978-79	921
10.	1953-54	913
	1950-51	913

3-Point Field Goals Made

Rk.	Season	3FGM
1.	2015-16	257
2.	2012-13	245*
3.	2011-12	215
4.	2000-01	210
5.	1992-93	209
6.	2013-14	201*
7.	1987-88	198
	1986-87	198
9.	1995-96	195
	1991-92	195

Free Throws Made

Rk.	Season	FTM
1.	2013-14	649*
2.	1952-53	624
3.	1953-54	617
4.	2007-08	598
5.	1962-63	583
6.	2011-12	573
7.	1989-90	562
8.	1961-62	559
9.	2010-11	549
10.	1964-65	542

Rebounds

Rk.	Season	Reb
1.	1969-70	1,530
2.	1967-68	1,427
3.	1959-60	1,421
4.	1960-61	1,400
5.	1970-71	1,366
6.	1965-66	1,352
7.	1974-75	1,330
8.	1956-57	1,327
9.	2012-13	1,322
10.	1972-73	1,309

Assists

Rk.	Season	Asst
1.	1986-87	654
2.	1987-88	580
3.	2012-13	551
4.	2013-14	507
5.	1989-90	504
6.	1991-92	490
7.	1990-91	489
8.	1997-98	476
9.	1985-86	461
10.	1992-93	451

Games Played

Rk.	Season	GP
1.	2012-13	37*
	1951-52	37
3.	2013-14	36*
4.	1952-53	35
	1950-51	35
6.	2011-12	34
	2009-10	34
	1986-87	34
9.	2007-08	33
	1997-98	33

Field Goals Attempted

Rk.	Season	FGA
1.	1986-87	2,292
2.	1987-88	2,120
3.	1970-71	2,101
4.	1969-70	2,083
5.	2012-13	2,058*
6.	1967-68	2,035
7.	1972-73	2,002
8.	1994-95	2,000
9.	1978-79	1,988
10.	1975-76	1,987

3-Point Field Goals Attempted

Rk.	Season	3FGA
1.	2015-16	721
2.	2012-13	645*
3.	1995-96	632
4.	2011-12	601
5.	1992-93	592
6.	2000-01	591
7.	2013-14	576*
8.	2014-15	554*
	1994-95	554
10.	1993-94	546



Game Records (Individual)

Most Points

Rk. Player, Game	Pts
1. Berlin Ladner vs. Samford (02/21/68)	45
2. Damien Smith at Ole Miss (12/19/95)	41
John White at Virginia Tech (02/06/88)	41
Jerome Arnold vs. UMKC (12/13/78)	41
5. Mike Coleman vs. Centenary (01/16/75)	40
Kourtlin Jackson at Marshall (03/05/16)	40
7. Mike Coleman vs. Milwaukee (02/13/75)	38
Mike Coleman at Georgia Southern (01/18/75)	38
Danny Thornsberry vs. Ole Miss (12/15/71)	38
Wendell Ladner at Northwestern State (12/07/67)	38

Field Goals Made

Rk. Player, Game	FGM
1. Jerome Arnold vs. UMKC (12/13/78)	18
2. Danny Thornsberry vs. Ole Miss (12/15/71)	17
Tom Yachinich vs. Florida State (12/07/71)	17
Berlin Ladner vs. Samford (02/21/68)	17
5. Jerome Arnold vs. Missouri Western (11/29/78)	16
Mike Coleman vs. Wisconsin-Milwaukee (02/13/75)	16
Mike Coleman vs. Georgia Southern (01/18/75)	16
Mike Coleman vs. Centenary (01/16/75)	16
Wendell Ladner vs. Northwestern State (01/27/68)	16
Wendell Ladner vs. Northwestern State (12/07/68)	16

Field Goals Attempted

Rk. Player, Game	FGA
1. Mike Coleman vs. Roanoke (01/27/75)	35
2. Danny Thornsberry vs. Ole Miss (12/15/71)	34
Berlin Ladner vs. Samford (02/21/68)	34
Nick Revon vs. Gustavus Adolphus (03/09/54)	34
5. Wendell Ladner vs. Northwestern State (01/27/68)	33
6. Mike Coleman vs. Wisconsin-Milwaukee (02/13/75)	32
7. Mike Coleman vs. Northwestern Oklahoma (01/04/75)	31
Mike Coleman vs. Delta State (12/04/74)	31
9. Jerome Arnold vs. UMKC (12/13/78)	30
Mike Coleman vs. Centenary (01/16/75)	30
Mike Coleman vs. American (01/06/75)	30

Field Goal Percentage (minimum 8 made)

Rk. Player, Game	Pct
1. Marcus Crowell (10-10) vs. Louisiana-Lafayette (01/20/90)	1.000
2. Bruce Miller (12-13) vs. Louisiana-Lafayette (02/13/62)	.923
3. Daveon Boardingham (10-11) vs. Dillard (01/3/13)	.909*
Clarence Weatherspoon (10-11) at Florida State (01/06/90)	.909
Kenny Siler (10-11) vs. Cincinnati (02/24/86)	.909
6. Willie Brown (9-10) vs. Georgia College (12/18/86)	.900
Steve Jett (9-10) vs. Tulane (03/02/85)	.900
Joe Dawson (9-10) vs. Biscayne (01/10/80)	.900
Joe Dawson (9-10) vs. Biscayne (01/10/81)	.900
Kenny Smith (9-10) vs. Florida Southern (12/07/77)	.900

3-Point Field Goals Made

Rk. Player, Game	3FGM
1. Bernard Haslett at Memphis (02/10/93)	10
2. Clement Carter vs. William Carey (12/22/03)	9
3. LaShay Page vs. Colorado State (11/19/11)	8

Terry Cameron vs. Louisville (01/21/93)	8
Bernard Haslett vs. Old Dominion (03/01/93)	8
6. Neil Watson vs. East Carolina (03/02/13)	7
Jimmie Floyd vs. Florida Tech (12/10/94)	7
Bernard Haslett at South Alabama (01/11/94)	7
Bernard Haslett vs. Louisville (01/21/93)	7
Bernard Haslett vs. Chattanooga (12/19/92)	7
Bernard Haslett at Louisiana-Lafayette (01/30/91)	7
Casey Fisher vs. Memphis (01/21/88)	7

3-Point Field Goals Attempted

Rk. Player, Game	3FGA
1. Bernard Haslett vs. Old Dominion (03/01/93)	20
2. Bernard Haslett vs. Charlotte (03/12/93)	17
3. Jimmie Floyd vs. Florida Tech (12/10/94)	16
Terry Cameron vs. Louisville (01/21/93)	16
5. Neil Reed vs. UAB (02/20/99)	15
Bernard Haslett at Memphis (02/10/93)	15
Bernard Haslett vs. Louisville (01/21/93)	15
John White at Virginia Tech (02/06/88)	15
9. David Wall at Houston (03/01/00)	14
Bernard Haslett at Clemson (03/17/94)	14
Bernard Haslett at Tulane (02/19/94)	14
Bernard Haslett at Chattanooga (01/02/94)	14
Bernard Haslett at Tennessee Tech (12/22/92)	14
Bernard Haslett vs. Chattanooga (12/19/92)	14

3-Point Field Goal Percentage

(minimum 6 made)

Rk. Player, Game	Pct
1. Neil Watson (7-7) vs. East Carolina (03/02/13)	1.000
Neil Watson (6-6) at UAB (02/02/13)	1.000
Casey Fisher (6-6) vs. Jackson State (12/22/87)	1.000
4. Bernard Haslett (7-8) at Louisiana-Lafayette (01/30/91)	.875
5. Neil Watson (6-7) at Old Dominion (01/23/14)	.857
Dallas Dale (6-7) vs. Louisiana-Lafayette (12/03/91)	.857
7. Chip Armelin (6-8) at LSU (12/29/14)	.750
David Haywood (6-8) at Arkansas State (12/13/03)	.750
Pete Meneses (6-8) vs. USF (03/02/02)	.750
10. LaShay Page (8-11) vs. Colorado State (11/19/11)	.727

Free Throws Made

Rk. Player, Game	FTM
1. Jeremy Wise vs. McNeese State (12/18/08)	19
2. Sai'Quon Stone vs. East Carolina (01/24/07)	17
Nick Revon vs. North Texas (01/07/54)	17
4. Maurice Bolden vs. Loyola (N.O.) (11/17/09)	16
5. John White at Virginia Tech (02/06/88)	15
6. Kourtlin Jackson at Marshall (03/05/16)	14
Sai'Quon Stone vs. UTEP (01/31/07)	14
Charles Gaines vs. Jackson State (11/25/02)	14
Damien Smith at Ole Miss (12/19/95)	14
Darrin Chancellor at Virginia Tech (01/12/91)	14
John Vitrano vs. West Florida (12/28/68)	14
Bob Garrison vs. Centenary (01/11/55)	14

Free Throws Attempted

Rk. Player, Game	FTA
1. Nick Revon vs. North Texas (01/07/54)	24
2. Sai'Quon Stone vs. East Carolina (01/24/07)	20
Bob Garrison vs. Centenary (01/11/55)	20
4. Jeremy Wise vs. McNeese State (12/18/08)	19
Charles Gaines vs. Jackson State (11/25/02)	19
John White at Virginia Tech (02/06/88)	19
7. Damien Smith at Ole Miss (12/19/95)	18

Berlin Ladner vs. ULM (12/01/67)	18
9. Maurice Bolden vs. Loyola (N.O.) (11/17/09)	17
Danny Thornsberry vs. Chattanooga (02/07/72)	17
Ronnie Malone vs. South Alabama (01/02/74)	17
Ronnie Malone vs. Georgia State (12/01/73)	17

Free Throw Percentage

(minimum 6 made)

Rk. Player, Game	Pct
1. Several tied with	1.000
Last: Khari Price (10-10) vs. UTEP (01/28/16)	

Most Rebounds

Rk. Player, Game	Reb
1. Wendell Ladner vs. Pan American (02/08/70)	32
2. Wendell Ladner vs. Old Dominion (01/27/70)	31
3. Wendell Ladner vs. Louisville (12/07/68)	30
4. Wendell Ladner vs. Chattanooga (02/16/70)	29
Wendell Ladner vs. Northwestern State (01/27/68)	29
6. Wendell Ladner vs. Louisiana Tech (01/29/68)	28
7. Wendell Ladner vs. New Orleans (01/07/70)	27
8. Mike Coleman vs. Wisconsin-Milwaukee (02/13/75)	26
9. Wendell Ladner vs. West Florida (01/19/70)	25
Wendell Ladner vs. Louisiana Tech (01/20/69)	25
Wendell Ladner vs. Delta State (02/20/68)	25

Most Assists

Rk. Player, Game	Asst
1. Neil Watson vs. Dillard (01/03/13)	17
2. Casey Fisher vs. Oregon Tech (12/18/85)	16
3. Kenny Siler at Florida State (01/18/86)	14
Steve Greene vs. Louisiana-Lafayette (12/16/72)	14
5. Terry Cameron vs. Old Dominion (03/01/93)	13
Carey Martin vs. Virginia Tech (01/07/93)	13
Dallas Dale at USF (03/04/92)	13
Casey Fisher vs. Virginia Tech (01/16/88)	13
Casey Fisher vs. Samford (12/29/86)	13
Steve Fields vs. UNC-Asheville (01/28/78)	13

Most Steals

Rk. Player, Game	Stl
1. Neil Watson vs. William Carey (12/31/12)	8
Edgar Eason vs. Pomona-Pitzer (11/30/81)	8
3. Kourtlin Jackson vs. UAB (02/11/16)	7
Jason Forte at Tulane (03/01/06)	7
Dante Stiggers vs. Alcorn State (12/11/04)	7
Curtis Green vs. Florida State (01/29/83)	7
Willie Brown vs. Louisville (01/13/86)	7
Edgar Eason vs. Missouri-St. Louis (11/28/81)	7
9. Several tied with	6
Last: Neil Watson vs. East Carolina (03/08/12)	

Most Blocked Shots

Rk. Player, Game	Blk
1. Daron Jenkins vs. Auburn (12/29/89)	10
Ronald Jackson vs. Mercer (01/26/80)	10
3. Glen Whisby vs. Louisville (02/29/92)	9
4. Gijo Bain vs. Belhaven (11/12/07)	8
Vandarel Jones vs. USF (03/03/01)	8
Carlos Booker vs. New Orleans (11/30/99)	8
Clarence Weatherspoon vs. USF (03/13/92)	8
Clarence Weatherspoon at South Alabama (11/27/91)	8
9. Gary Flowers vs. New Orleans (12/21/09)	7
Glen Whisby vs. Virginia Tech (01/07/93)	7
Daron Jenkins at New Orleans (01/22/90)	7
Daron Jenkins vs. Northwestern State (01/03/90)	7



Season Records (Individual)

Points

Rk.	Player, Season	Pts
1.	Nick Revon (1953-54)	737
2.	Clarence Weatherspoon (1991-92)	647
3.	Nick Revon (1951-52)	629
4.	Jeremy Wise (2007-08)	617
5.	Tom Bishop (1950-51)	598
6.	Ronnie Malone (1973-74)	597
7.	Bernard Haslett (1993-94)	593
8.	Gary Flowers (2010-11)	582
9.	Derrek Hamilton (1987-88)	574
10.	Darrin Chancellor (1989-90)	570

Scoring Average (minimum 20 games)

Rk.	Player, Season	Avg
1.	Mike Coleman (1974-75)	28.2
2.	Nick Revon (1953-54)	23.8
3.	Ronnie Malone (1973-74)	23.0
4.	Wendell Ladner (1968-69)	22.4
5.	Clarence Weatherspoon (1991-92)	22.3
6.	Wendell Ladner (1967-68)	21.4
7.	Charlie Payne (1964-65)	20.7
8.	Darrin Chancellor (1988-89)	20.6
9.	Gary Kochersperger (1966-67)	20.5
10.	Danny Thornsberrry (1971-72)	20.0

Field Goals Made

Rk.	Player, Season	FGM
1.	Nick Revon (1953-54)	266
2.	Tom Bishop (1950-51)	258
3.	Clarence Weatherspoon (1991-92)	246
4.	Randolph Keys (1986-87)	243
5.	Nick Revon (1951-52)	241
6.	Derrek Hamilton (1987-88)	239
7.	Mike Coleman (1974-75)	233
8.	Wendell Ladner (1968-69)	231
9.	Ronnie Malone (1973-74)	228
10.	Wendell Ladner (1967-68)	226

Field Goals Attempted

Rk.	Player, Season	FGA
1.	Randolph Keys (1986-87)	525
2.	Wendell Ladner (1967-68)	503
3.	Bob Kinney (1956-57)	501
4.	Mike Coleman (1974-75)	492
5.	Bernard Haslett (1993-94)	481
6.	Wendell Ladner (1969-70)	473
7.	Gary Flowers (2010-11)	460
8.	Rich Corsetto (1970-71)	458
9.	Randolph Keys (1987-88)	455
	Jerome Arnold (1978-79)	455

Field Goal Percentage

Rk.	Player, Season	Pct
1.	Vandarel Jones (102-143 – 1997-98)	.713
2.	Vandarel Jones (140-227 – 2000-01)	.617
3.	Joe Dawson (209-340 – 1979-80)	.615
4.	Clarence Weatherspoon (205-339 – 1989-90)	.605
5.	Michael Craig (142-237 – 2013-14)	.599
6.	Clarence Weatherspoon (195-331 – 1990-91)	.589
7.	Joe Dawson (176-302 – 1981-82)	.583
8.	John Vitrano (143-247 – 1967-68)	.579
9.	James Williams (103-178 – 1982-83)	.579
10.	Daveon Boardingham (129-223 – 2013-14)	.578*

3-Point Field Goals Made

Rk.	Player, Season	3FGM
1.	Bernard Haslett (1993-94)	112
2.	Bernard Haslett (1992-93)	109
3.	Casey Fisher (1986-87)	100
4.	Casey Fisher (1987-88)	94
5.	Jimmie Floyd (1997-98)	80
6.	David Wall (1999-00)	78
7.	Lashay Page (2011-12)	75
8.	Jerrold Brooks (2012-13)	74*
9.	Neil Watson (2013-14)	74
10.	Neil Reed (1998-99)	67

3-Point Field Goals Attempted

Rk.	Player, Season	3FGA
1.	Bernard Haslett (1993-94)	285
2.	Bernard Haslett (1992-93)	271
3.	Casey Fisher (1986-87)	227
4.	David Wall (1999-00)	213
	Lashay Page (2011-12)	213
6.	Jerrold Brooks (2012-13)	205*
7.	Casey Fisher (1987-88)	203
8.	Jimmie Floyd (1997-98)	201
9.	Neil Reed (1998-99)	188
10.	Jerrold Brooks (2013-14)	187*

3-Point Field Goal Percentage

Rk.	Player, Season	Pct
1.	Randy Pettus (26-56 – 1986-87)	.464
2.	Casey Fisher (94-203 – 1987-88)	.463
3.	David Haywood (38-84 – 2002-03)	.452
4.	Neil Watson (57-129 – 2012-13)	.442
5.	Casey Fisher (100-227 – 1986-87)	.441
6.	Kourtlin Jackson (56-129 – 2015-16)	.434
7.	Bernard Haslett (52-119 – 1990-91)	.437
8.	Darrin Chancellor (32-75 – 1988-89)	.427
9.	Darrin Chancellor (32-76 – 1990-91)	.421
10.	David Haywood (40-96 – 2003-04)	.417

Free Throws Made

Rk.	Player, Season	FTM
1.	Nick Revon (1953-54)	205
2.	Jeremy Wise (2007-08)	198
3.	Jeremy Wise (2008-09)	177
4.	Sai'Quon Stone (2006-07)	162
5.	Clarence Weatherspoon (1989-90)	159
6.	Neil Watson (2011-12)	156
7.	Nick Revon (1951-52)	147
8.	Ronnie Malone (1973-74)	141
9.	Charles Gaines (2002-03)	137
10.	Jeremy Wise (2006-07)	136
	Charles Gaines (2003-04)	136

Free Throws Attempted

Rk.	Player, Season	FTA
1.	Nick Revon (1953-54)	267
2.	Ronnie Malone (1973-74)	250
3.	Jeremy Wise (2007-08)	242
4.	Clarence Weatherspoon (1989-90)	234
5.	Sai'Quon Stone (2006-07)	230
6.	Jeremy Wise (2008-09)	216
7.	Charles Gaines (2002-03)	207
8.	Clarence Weatherspoon (1991-92)	194
9.	Berlin Ladner (1967-68)	193
10.	Charles Gaines (2003-04)	187

Free Throw Percentage

Rk.	Player, Season	Pct
1.	Neil Watson (101-110 – 2013-14)	.918
2.	Jimmie Floyd (83-95 – 1997-98)	.874
3.	John Migliazzo (78-92 – 1959-60)	.848
4.	Neil Reed (131-155 – 1998-99)	.845
5.	Neil Watson (156-185 – 2011-12)	.843
6.	Jeremy Wise (136-163 – 2006-07)	.834
7.	Damien Smith (79-95 – 1996-97)	.832
8.	Courtney Beasley (75-91 – 2007-08)	.824
9.	Jeremy Wise (177-216 – 2008-09)	.819
10.	Jeremy Wise (198-242 – 2007-08)	.818

Rebounds

Rk.	Player, Season	Reb
1.	Wendell Ladner (1969-70)	436
2.	Wendell Ladner (1968-69)	411
3.	Wendell Ladner (1967-68)	409
4.	Bob Kinney (1955-56)	404
5.	Bob Kinney (1956-57)	392
6.	Clarence Weatherspoon (1989-90)	371
7.	Clarence Weatherspoon (1990-91)	352
8.	Gary Hannan (1964-65)	331
9.	Ben Gantt (1960-61)	315
10.	Clarence Weatherspoon (1991-92)	305
	Bill Lundberg (1959-60)	305

Defensive Rebounds

Rk.	Player, Season	DR
1.	Joe Dawson (1979-80)	270
2.	Joe Dawson (1980-81)	268
	Joe Dawson (1978-79)	268
4.	Clarence Weatherspoon (1990-91)	243
5.	Clarence Weatherspoon (1989-90)	226
6.	Joe Dawson (1981-82)	220
7.	Ronald Jackson (1980-81)	208
8.	Charles Gaines (2003-04)	204
9.	Clarence Weatherspoon (1991-92)	200
10.	Gary Flowers (2009-10)	190

Offensive Rebounds

Rk.	Player, Season	OR
1.	Clarence Weatherspoon (1989-90)	145
2.	Jonathan Mills (2012-13)	134
3.	Glen Whisby (1994-95)	130
4.	James Williams (1984-85)	112
5.	Charles Gaines (2002-03)	110
	Herman Myers (1993-94)	110
7.	Clarence Weatherspoon (1990-91)	109
8.	Glen Whisby (1992-93)	108
9.	James Williams (1983-84)	106
	Daron Jenkins (1989-90)	106

Assists

Rk.	Player, Season	Ast
1.	Dallas Dale (1991-92)	222
2.	Casey Fisher (1986-87)	200
3.	Steve Greene (1973-74)	182
4.	Russell Johnson (1989-90)	180
5.	Neil Watson (2012-13)	177
6.	Randy Pettus (1987-88)	154
7.	Neil Watson (2011-12)	151
	Casey Fisher (1987-88)	151
9.	Jeremy Wise (2008-09)	150
10.	Casey Fisher (1985-86)	148

Blocked Shots

Rk.	Player, Season	Blk
1.	Daron Jenkins (1989-90)	86
2.	Clarence Weatherspoon (1991-92)	78
3.	Vandarel Jones (2000-01)	77
4.	Carlos Booker (1999-00)	73
5.	Glen Whisby (1994-95)	67
6.	Glen Whisby (1992-93)	61
7.	Clarence Weatherspoon (1990-91)	60
	Gary Flowers (2009-10)	60
	Ronald Jackson (1979-80)	60
10.	Carlos Booker (1998-99)	58

Steals

Rk.	Player, Season	Stl
1.	Neil Watson (2012-13)	64
2.	Casey Fisher (1985-86)	59
3.	Curtis Green (1982-83)	58
	Kenny Smith (1979-80)	58
5.	Neil Watson (2013-14)	57
6.	Edgar Eason (1981-82)	54
7.	Kenny Smith (1978-79)	53
	Earl Flowers (1999-00)	53
9.	Curtis Green (1981-82)	52
	Kenny Siler (1985-86)	52

Games Played

Rk.	Player, Season	GP
1.	Jonathan Mills (2012-13)	37
	Jack Gallagher (1951-52)	37
	Norville Carey (2012-13)	37
	Rashard McGill (2012-13)	37
	Jerrold Brooks (2012-13)	37*
	John O'keefe (1951-52)	37
	Nick Revon (1951-52)	37
8.	Neil Watson (2012-13)	36
	Jeremiah Eason (2013-14)	36*
	Neil Watson (2013-14)	36
	Aaron Brown (2013-14)	36
	Billy Allgood (1951-52)	36
	Jeep Clark (1951-52)	36
	Matt Bingaya (2013-14)	36
	Deonte Houston (2013-14)	36
	Daveon Boardingham (2012-13)	36*
	Daveon Boardingham (2013-14)	36*

Games Started

Rk.	Player, Season	GS
1.	Jonathan Mills (2012-13)	36
2.	Jerrold Brooks (2012-13)	35*
	Neil Watson (2013-14)	35
4.	Angelo Johnson (2011-12)	34
	Angelo Johnson (2009-10)	34
	Maurice Bolden (2011-12)	34
	Kenny Siler (1986-87)	34
	Randolph Keys (1986-87)	34
9.	Derrek Hamilton (1986-87)	33
	Jeremy Wise (2007-08)	33
	Kelly McCarty (1997-98)	33

Minutes

Rk.	Player, Season	Min
1.	Lashay Page (2011-12)	1,213
2.	Darrin Chancellor (1989-90)	1,200
3.	Angelo Johnson (2011-12)	1,174
4.	Neil Watson (2012-13)	1,168
5.	Clarence Weatherspoon (1989-90)	1,166
6.	Russell Johnson (1989-90)	1,150
7.	Jeremy Wise (2008-09)	1,142
8.	Jeremy Wise (2007-08)	1,138
9.	R.I. Horton (2008-09)	1,134
10.	Neil Watson (2013-14)	1,127



Career Records (Individual)

Points

Rk.	Player, Seasons	Pts
1.	Nick Revon (1950-54)	2,136
2.	Clarence Weatherspoon (1988-92)	2,130
3.	Tom Bishop (1949-53)	1,932
4.	Joe Dawson (1978-82)	1,695
5.	Jeremy Wise (2006-09)	1,691
6.	Darrin Chancellor (1987-91)	1,670
7.	Randolph Keys (1984-88)	1,626
8.	Casey Fisher (1984-88)	1,601
9.	Glen Whisby (1991-95)	1,598
10.	Bernard Haslett (1990-94)	1,596

Scoring Average

(minimum 45 games)

Rk.	Player, Seasons	Avg
1.	Wendell Ladner (1967-70)	20.5
2.	Charlie Payne (1963-65)	18.5
3.	Clarence Weatherspoon (1988-92)	18.2
4.	Jeremy Wise (2006-09)	17.6
5.	Nick Revon (1950-54)	17.5
6.	Gary Kochersperger (1964-67)	17.1
7.	Gary Flowers (2009-11)	16.8
8.	Rich Corsetto (1968-71)	16.8
9.	Danny Thornsberry (1971-73)	16.4
10.	Joe Dawson (1978-82)	15.8
	Tom Bishop (1949-53)	15.8

Field Goals Made

Rk.	Player, Seasons	FGM
1.	Tom Bishop (1949-53)	828
2.	Nick Revon (1950-54)	799
3.	Clarence Weatherspoon (1988-92)	798
4.	Randolph Keys (1984-88)	694
5.	Joe Dawson (1978-82)	675
6.	Wendell Ladner (1967-70)	650
7.	Curtis Green (1980-84)	635
8.	Glen Whisby (1991-95)	632
9.	Darrin Chancellor (1987-91)	629
10.	Gary Hannan (1963-67)	623

Field Goals Attempted

Rk.	Player, Seasons	FGA
1.	Randolph Keys (1984-88)	1,458
2.	Glen Whisby (1991-95)	1,430
3.	Wendell Ladner (1967-70)	1,410
4.	Gary Hannan (1963-67)	1,392
5.	Clarence Weatherspoon (1988-92)	1,386
6.	Curtis Green (1980-84)	1,339
7.	R.I. Horton (2007-11)	1,316
8.	Bernard Haslett (1990-94)	1,300
9.	Casey Fisher (1984-88)	1,292
10.	Damien Smith (1993-97)	1,259

Field Goal Percentage

(minimum 150 made)

Rk.	Player, Seasons	Pct
1.	Sam Hollingsworth (212-257 – 1953-55,57-59)	.825
2.	Vandarel Jones (393-604 – 1997-01)	.651
3.	Michael Craig (230-388 – 2012-14)	.593
4.	Joe Dawson (675-1,156 – 1978-82)	.584
5.	Clarence Weatherspoon (798-1,386 – 1988-92)	.576
6.	Daveon Boardingham (242-421 – 2012-14)	.575*
7.	John Vitrano (389-687 – 1967-70)	.566
8.	Jurado Hinton (203-369 – 1985-89)	.550

9.	Doug Stacey (166-308 – 1962-66)	.539
10.	Daron Jenkins (315-594 – 1989-91)	.530

3-Point Field Goals Made

Rk.	Player, Seasons	3FGM
1.	Bernard Haslett (1990-94)	316
2.	Casey Fisher (1984-88)	194
3.	Neil Watson (2011-14)	164
4.	Jimmie Floyd (1994-98)	143
5.	David Wall (1999-01)	139
6.	Craig Craft (2005-09)	138
7.	Jerrold Brooks (2012-14)	136*
8.	R.I. Horton (2007-11)	121
9.	Jeremy Wise (2006-09)	120
10.	David Haywood (2000-05)	119

3-Point Field Goals Attempted

Rk.	Player, Seasons	3FGA
1.	Bernard Haslett (1990-94)	810
2.	Casey Fisher (1984-88)	430
3.	Neil Watson (2011-14)	415
4.	Jimmie Floyd (1994-98)	408
5.	Jerrold Brooks (2012-14)	392*
6.	Craig Craft (2005-09)	384
7.	Jeremy Wise (2006-09)	383
8.	R.I. Horton (2007-11)	372
9.	David Wall (1999-01)	366
10.	Kelly McCarty (1994-98)	353

3-Point Field Goal Percentage

(minimum 50 made)

Rk.	Player, Seasons	Pct
1.	Casey Fisher (194-430 – 1984-88)	.451
2.	Dwayne Davis (59-143 – 2012-13)	.413
3.	John White (91-224 – 1984-88)	.406
4.	David Haywood (119-293 – 2000-05)	.406
5.	Darrin Chancellor (89-221 – 1987-91)	.403
6.	Neil Watson (164-415 – 2011-14)	.395
7.	Russell Johnson (56-142 – 1989-91)	.394
8.	Bernard Haslett (316-810 – 1990-94)	.390
9.	David Wall (139-366 – 1999-01)	.380
10.	Gary Flowers (75-199 – 2009-11)	.377

Free Throws Made

Rk.	Player, Seasons	FTM
1.	Nick Revon (1950-54)	538
2.	Jeremy Wise (2006-09)	511
3.	Clarence Weatherspoon (1988-92)	502
4.	Sai'Quon Stone (2006-11)	466
5.	Roy Danforth (1958-62)	368
6.	Joe Dawson (1978-82)	345
7.	John Vitrano (1967-70)	339
8.	Vandarel Jones (1997-01)	337
9.	Neil Watson (2011-14)	335
10.	Glen Whisby (1991-95)	334

Free Throws Attempted

Rk.	Player, Seasons	FTA
1.	Clarence Weatherspoon (1988-92)	745
2.	Nick Revon (1950-54)	706
3.	Sai'Quon Stone (2006-11)	656
4.	Jeremy Wise (2006-09)	621
5.	Glen Whisby (1991-95)	597
6.	Vandarel Jones (1997-01)	565
7.	Roy Danforth (1958-62)	488
8.	Gary Hannan (1963-67)	480
9.	Joe Dawson (1978-82)	472
10.	R.I. Horton (2007-11)	469

Free Throw Percentage

(minimum 200 made)

Rk.	Player, Seasons	Pct
1.	Neil Watson (335-393 – 2011-14)	.852
2.	Jeremy Wise (511-621 – 2006-09)	.823
3.	Mel Cauthen (230-297 – 1997-01)	.774
4.	Jarekus Singleton (206-269 – 2003-06)	.766
5.	Gary Kochersperger (247-324 – 1964-67)	.762
6.	Russell Johnson (202-265 – 1989-91)	.762
7.	Angelo Johnson (221-290 – 2009-12)	.762
8.	Nick Revon (538-706 – 1950-54)	.762
9.	John White (278-365 – 1984-88)	.762
10.	Don Eddy (243-320 – 1954-58)	.759

Rebounds

Rk.	Player, Seasons	Reb
1.	Clarence Weatherspoon (1988-92)	1,317
2.	Wendell Ladner (1967-70)	1,256
3.	Gary Hannan (1963-67)	1,191
4.	Joe Dawson (1978-82)	1,069
5.	Glen Whisby (1991-95)	1,009
6.	Kelly McCarty (1994-98)	850
7.	Bob Kinney (1955-57)	796
8.	Vandarel Jones (1997-01)	734
9.	Randolph Keys (1984-88)	721
10.	Robert Boothe (1954-58)	715

Defensive Rebounds

Rk.	Player, Seasons	DR
1.	Joe Dawson (1978-82)	1,026
2.	Clarence Weatherspoon (1988-92)	856
3.	Glen Whisby (1991-95)	616
4.	Kelly McCarty (1994-98)	549
5.	Vandarel Jones (1997-01)	459
6.	Courtney Beasley (2005-09)	453
7.	Randolph Keys (1984-88)	449
8.	Ronald Jackson (1979-81)	390
	Derrek Hamilton (1984-88)	390
10.	Casey Price (1971-74)	376

Offensive Rebounds

Rk.	Player, Seasons	OR
1.	Clarence Weatherspoon (1988-92)	461
2.	Glen Whisby (1991-95)	393
3.	Kelly McCarty (1994-98)	301
4.	Derrek Hamilton (1984-88)	297
5.	Vandarel Jones (1997-01)	275
6.	James Williams (1981-85)	272
	Randolph Keys (1984-88)	272
8.	Casey Price (1971-74)	255
9.	Sai'Quon Stone (2006-11)	252
10.	Jonathan Mills (2011-13)	228

Assists

Rk.	Player, Seasons	Ast
1.	Casey Fisher (1984-88)	612
2.	Neil Watson (2011-14)	473
3.	Dante Stiggers (2001-05)	418
4.	Mel Cauthen (1997-01)	399
5.	Curtis Green (1980-84)	386
6.	Jeremy Wise (2006-09)	381
7.	Randy Pettus (1986-89)	379

8.	Damien Smith (1993-97)	341
9.	Kenny Siler (1983-87)	333
10.	Angelo Johnson (2009-12)	321

Blocked Shots

Rk.	Player, Seasons	Blk
1.	Clarence Weatherspoon (1988-92)	227
2.	Glen Whisby (1991-95)	222
3.	Vandarel Jones (1997-01)	175
4.	Carlos Booker (1998-00)	131
5.	Kelly McCarty (1994-98)	127
6.	Daron Jenkins (1989-91)	121
7.	Gary Flowers (2009-11)	104
8.	Ronald Jackson (1979-81)	102
9.	Gijo Bain (2006-08)	100
10.	Willie Brown (1985-89)	92

Steals

Rk.	Player, Seasons	Stl
1.	Curtis Green (1980-84)	193
2.	Casey Fisher (1984-88)	183
3.	Neil Watson (2011-14)	160
4.	Clarence Weatherspoon (1988-92)	155
5.	Dante Stiggers (2001-05)	150
6.	Derrek Hamilton (1984-88)	147
7.	John White (1984-88)	146
8.	Damien Smith (1993-97)	141
	Courtney Beasley (2005-09)	141
10.	Kenny Siler (1983-87)	136

Games Played

Rk.	Player, Seasons	GP
1.	Sai'Quon Stone (2006-11)	137
2.	Jack Gallagher (1949-53)	131
	R.I. Horton (2007-11)	131
4.	Courtney Beasley (2005-09)	127
5.	Billy Allgood (1949-53)	126
6.	Mel Cauthen (1997-01)	123
7.	Craig Craft (2005-09)	122
	Nick Revon (1950-54)	122
	Tom Bishop (1949-53)	122
10.	Casey Fisher (1984-88)	121
	Randolph Keys (1984-88)	121

Games Started

Rk.	Player, Seasons	GS
1.	R.I. Horton (2007-11)	125
2.	Courtney Beasley (2005-09)	119
3.	Clarence Weatherspoon (1988-92)	115
4.	Glen Whisby (1991-95)	111
5.	Kelly McCarty (1994-98)	108
6.	Randolph Keys (1984-88)	107
7.	Joe Dawson (1978-82)	105
8.	Casey Fisher (1984-88)	102
9.	Mel Cauthen (1997-01)	101
10.	Kenny Siler (1983-87)	100

Minutes

Rk.	Player, Seasons	Min
1.	R.I. Horton (2007-11)	4,257
2.	Clarence Weatherspoon (1988-92)	4,160
3.	Courtney Beasley (2005-09)	3,941
4.	Casey Fisher (1984-88)	3,799
5.	Joe Dawson (1978-82)	3,797
6.	Kelly McCarty (1994-98)	3,669
7.	Kenny Siler (1983-87)	3,626
8.	Curtis Green (1980-84)	3,609
9.	Glen Whisby (1991-95)	3,551
10.	Bernard Haslett (1990-94)	3,505



1000-Point Club

1. Nick Revon // 2,136

Year	G	FG	FGA	Pct.	3PM	3PA	Pct.	FT	FTA	Pct.	Pts.	Avg.
1950-51	19	102	—	—	—	—	—	55	78	.705	259	13.6
1951-52	37	241	—	—	—	—	—	147	182	.808	629	17.0
1952-53	35	190	—	—	—	—	—	131	179	.732	511	14.6
1953-54	31	266	—	—	—	—	—	205	267	.768	737	23.8
Totals	122	799	—	—	—	—	—	538	706	.762	2,136	17.5

2. Clarence Weatherspoon // 2,130

Year	G	FG	FGA	Pct.	3PM	3PA	Pct.	FT	FTA	Pct.	Pts.	Avg.
1988-89	27	152	279	.545	1	3	.333	92	156	.590	397	14.7
1989-90	32	205	339	.605	0	2	.000	159	234	.679	569	17.8
1990-91	29	195	331	.589	7	15	.467	120	161	.745	517	17.8
1991-92	29	246	437	.563	24	53	.453	131	194	.675	647	22.3
Totals	117	798	1,386	.576	32	73	.438	502	745	.674	2,130	18.2

3. Tom Bishop // 1,932

Year	G	FG	FGA	Pct.	3PM	3PA	Pct.	FT	FTA	Pct.	Pts.	Avg.
1949-50	25	168	—	—	—	—	—	68	103	.660	404	16.2
1950-51	33	258	—	—	—	—	—	82	124	.661	598	18.1
1951-52	33	199	—	—	—	—	—	60	88	.682	458	13.9
1952-53	31	203	—	—	—	—	—	66	103	.641	472	15.2
Totals	122	828	—	—	—	—	—	276	418	.660	1,932	15.8

4. Joe Dawson // 1,695

Year	G	FG	FGA	Pct.	3PM	3PA	Pct.	FT	FTA	Pct.	Pts.	Avg.
1978-79	27	134	244	.549	—	—	—	73	102	.716	341	12.6
1979-80	27	209	340	.615	—	—	—	73	111	.658	491	18.2
1980-81	27	156	270	.578	—	—	—	105	136	.772	417	15.4
1981-82	26	176	302	.583	—	—	—	94	123	.764	446	17.2
Totals	107	675	1,156	.584	—	—	—	345	472	.731	1,695	15.8

5. Jeremy Wise // 1,691

Year	G	FG	FGA	Pct.	3PM	3PA	Pct.	FT	FTA	Pct.	Pts.	Avg.
2006-07	31	176	439	.401	53	148	.358	136	163	.834	541	17.5
2007-08	33	189	449	.421	41	129	.318	198	242	.818	617	18.7
2008-09	32	165	369	.447	26	106	.245	177	216	.819	533	16.7
Totals	96	530	1,257	.422	120	383	.313	511	621	.823	1,691	17.6

6. Darrin Chancellor // 1,670

Year	G	FG	FGA	Pct.	3PM	3PA	Pct.	FT	FTA	Pct.	Pts.	Avg.
1987-88	21	15	34	.441	1	3	.333	6	9	.667	37	1.8
1988-89	27	211	400	.528	32	75	.427	101	133	.759	555	20.6
1989-90	32	218	409	.533	24	67	.358	110	154	.714	570	17.8
1990-91	27	178	375	.493	32	76	.421	106	134	.791	508	18.8
Totals	107	629	1,218	.516	89	221	.403	323	430	.751	1,670	15.6

7. Randolph Keys // 1,626

Year	G	FG	FGA	Pct.	3PM	3PA	Pct.	FT	FTA	Pct.	Pts.	Avg.
1984-85	28	51	112	.455	—	—	—	26	36	.722	128	4.6
1985-86	29	184	366	.503	—	—	—	42	72	.583	410	14.1
1986-87	34	243	525	.463	12	51	.235	60	85	.706	558	16.4
1987-88	30	216	455	.475	20	58	.345	78	102	.765	530	17.7
Totals	121	694	1,458	.476	32	109	.294	206	295	.698	1,626	13.4

8. Casey Fisher // 1,601

Year	G	FG	FGA	Pct.	3PM	3PA	Pct.	FT	FTA	Pct.	Pts.	Avg.
1984-85	28	119	265	.449	—	—	—	45	61	.738	283	10.1
1985-86	29	127	294	.432	—	—	—	92	115	.800	346	11.9
1986-87	34	156	347	.450	100	227	.441	33	51	.647	445	13.1
1987-88	30	188	386	.487	94	203	.463	57	101	.564	527	17.6
Totals	121	590	1,292	.457	194	430	.451	227	328	.692	1,601	13.2

9. Glen Whisby // 1,598

Year	G	FG	FGA	Pct.	3PM	3PA	Pct.	FT	FTA	Pct.	Pts.	Avg.
1991-92	29	120	264	.455	0	1	.000	42	87	.483	282	9.7
1992-93	27	171	378	.452	0	3	.000	91	159	.572	433	16.0
1993-94	30	162	386	.420	0	3	.000	102	183	.557	426	14.2
1994-95	30	179	402	.445	0	2	.000	99	168	.589	457	15.2
Totals	116	632	1,430	.442	0	9	.000	334	597	.559	1,598	13.8

10. Bernard Haslett // 1,596

Year	G	FG	FGA	Pct.	3PM	3PA	Pct.	FT	FTA	Pct.	Pts.	Avg.
1990-91	28	93	196	.474	52	119	.437	28	39	.718	266	9.5
1991-92	29	88	223	.395	43	135	.319	27	36	.750	246	8.5
1992-93	26	168	400	.420	109	271	.402	46	67	.687	491	18.9
1993-94	30	203	481	.422	112	285	.393	75	95	.789	593	19.8
Totals	113	552	1,300	.425	316	810	.390	176	237	.743	1,596	14.1

11. Gary Hannan // 1,569

Year	G	FG	FGA	Pct.	3PM	3PA	Pct.	FT	FTA	Pct.	Pts.	Avg.
1963-64	24	140	333	.420	—	—	—	51	70	.729	331	13.8
1964-65	26	156	337	.463	—	—	—	98	141	.695	410	15.8
1965-66	25	153	367	.417	—	—	—	95	140	.679	401	16.0
1966-67	25	174	355	.490	—	—	—	79	129	.612	427	17.1
Totals	100	623	1,392	.448	—	—	—	323	480	.673	1,569	15.7

12. Wendell Ladner // 1,561

Year	G	FG	FGA	Pct.	3PM	3PA	Pct.	FT	FTA	Pct.	Pts.	Avg.
1967-68	25	226	503	.449	—	—	—	82	117	.701	534	21.4
1968-69	25	231	434	.532	—	—	—	98	153	.641	560	22.4
1969-70	26	193	473	.408	—	—	—	81	120	.675	467	18.0
Totals	76	650	1,410	.461	—	—	—	261	390	.669	1,561	20.5

13. Curtis Green // 1,513

Year	G	FG	FGA	Pct.	3PM	3PA	Pct.	FT	FTA	Pct.	Pts.	Avg.
1980-81	27	78	194	.402	—	—	—	39	57	.684	195	7.2
1981-82	26	178	342	.520	—	—	—	45	67	.672	401	15.4
1982-83	28	199	411	.484	—	—	—	70	89	.787	468	16.7
1983-84	28	180	392	.459	—	—	—	89	114	.781	449	16.0
Totals	109	635	1,339	.474	—	—	—	243	327	.743	1,513	13.9

14. R.L. Horton // 1,511

Year	G	FG	FGA	Pct.	3PM	3PA	Pct.	FT	FTA	Pct.	Pts.	Avg.
2007-08	33	132	324	.407	35	95	.368	94	129	.736	394	11.9
2008-09	32	150	385	.390	22	87	.253	85	120	.708	407	12.7
2009-10	34	108	289	.374	30	99	.303	67	103	.650	313	9.2
2010-11	32	139	318	.437	34	91	.374	85	117	.726	397	12.4
Totals	131	529	1,316	.402	121	372	.325	332	469	.708	1,511	11.5

15. Courtney Beasley // 1,461

Year	G	FG	FGA	Pct.	3PM	3PA	Pct.	FT	FTA	Pct.	Pts.	Avg.
2005-06	31	126	295	.427	19	75	.253	62	86	.721	333	10.7
2006-07	31	123	253	.486	13	38	.342	43	76	.566	302	9.7
2007-08	33	128	287	.446	17	51	.333	75	91	.824	348	10.5
2008-09	32	185	407	.455	10	26	.385	98	129	.760	478	14.9
Totals	127	562	1,242	.452	59	190	.311	278	382	.728	1,461	11.5

16. Derrek Hamilton // 1,445

Year	G	FG	FGA	Pct.	3PM	3PA	Pct.	FT	FTA	Pct.	Pts.	Avg.
1984-85	13	13	32	.406	—	—	—	10	15	.667	36	2.8
1985-86	29	159	321	.495	—	—	—	59	88	.670	377	13.0
1986-87	34	194	371	.523	9	27	.333	61	85	.718	458	13.5
1987-88	30	239	445	.537	9	33	.273	87	114	.763	574	19.1
Totals	106	605	1,169	.518	18	60	.300	217	302	.719	1,445	13.6

17. Kelly McCarty // 1,390

Year	G	FG	FGA	Pct.	3PM	3PA	Pct.	FT	FTA	Pct.	Pts.	Avg.
1994-95	30	128	329	.389	50	165	.303	24	45	.533	330	11.0
1995-96	27	107	304	.352	40	133	.301	64	81	.790	318	11.8
1996-97	27	100	229	.437	4	21	.190	55	88	.625	259	9.6
1997-98	33	189	382	.495	11	34	.324	94	129	.729	483	14.6
Totals	117	524	1,244	.421	105	353	.297	237	343	.691	1,390	11.9

18. Bruce Miller // 1,382

Year	G	FG	FGA	Pct.	3PM	3PA	Pct.	FT	FTA	Pct.	Pts.	Avg.
1961-62	26	123	233	.528	—	—	—	76	114	.667	322	12.4
1962-63	25	85	181	.470	—	—	—	78	116	.672	248	9.9
1963-64	24	140	289	.484	—	—	—	66	89	.742	346	14.4
1964-65	25	178	350	.509	—	—	—	110	141	.780	466	18.6
Totals	100	526	1,053	.500	—	—	—	330	460	.717	1,382	13.8



1000-Point Club

23. Kenny Smith // 1,227

Year	G	FG	FGA	Pct.	3PM	3PA	Pct.	FT	FTA	Pct.	Pts.	Avg.
1976-77	18	65	156	.417	–	–	–	17	31	.548	147	8.2
1977-78	25	103	211	.488	–	–	–	38	63	.603	244	9.8
1978-79	27	163	325	.502	–	–	–	105	156	.673	431	16.0
1979-80	27	162	316	.513	–	–	–	81	117	.692	405	15.0
Totals	97	493	1,008	.489	–	–	–	241	367	.657	1,227	12.6

24. Gary Kochersperger // 1,217

Year	G	FG	FGA	Pct.	3PM	3PA	Pct.	FT	FTA	Pct.	Pts.	Avg.
1964-65	26	157	322	.488	–	–	–	84	108	.778	398	15.3
1965-66	20	123	256	.480	–	–	–	61	82	.744	307	15.4
1966-67	25	205	406	.505	–	–	–	102	134	.761	512	20.5
Totals	71	485	984	.493	–	–	–	247	324	.762	1,217	17.1

25. Kenny Siler // 1,203

Year	G	FG	FGA	Pct.	3PM	3PA	Pct.	FT	FTA	Pct.	Pts.	Avg.
1983-84	25	56	115	.487	–	–	–	31	40	.775	143	5.7
1984-85	28	104	214	.486	–	–	–	45	65	.692	253	9.0
1985-86	29	169	315	.537	–	–	–	84	115	.730	422	14.6
1986-87	34	149	310	.481	4	11	.364	83	113	.735	385	11.3
Totals	116	478	954	.501	4	11	.364	243	333	.730	1,203	10.4

26. James Williams // 1,189

Year	G	FG	FGA	Pct.	3PM	3PA	Pct.	FT	FTA	Pct.	Pts.	Avg.
1981-82	22	33	70	.471	–	–	–	17	34	.500	83	3.8
1982-83	26	103	178	.579	–	–	–	43	70	.614	249	9.6
1983-84	28	170	345	.493	–	–	–	76	131	.580	416	14.9
1984-85	27	180	354	.508	–	–	–	81	138	.587	441	16.3
Totals	103	486	947	.513	–	–	–	217	373	.582	1,189	11.5

27. Mickey Harrington // 1,161

Year	G	FG	FGA	Pct.	3PM	3PA	Pct.	FT	FTA	Pct.	Pts.	Avg.
1951-52	29	76	–	–	–	–	–	41	61	.672	193	6.7
1952-53	35	113	–	–	–	–	–	69	110	.627	295	8.4
1953-54	31	168	–	–	–	–	–	98	153	.641	434	14.0
1954-55	18	106	–	–	–	–	–	27	62	.435	239	13.3
Totals	113	463	–	–	–	–	–	235	386	.609	1,161	10.3

28. Neil Watson // 1,157

Year	G	FG	FGA	Pct.	3PM	3PA	Pct.	FT	FTA	Pct.	Pts.	Avg.
2011-12	34	111	307	.362	39	104	.375	156	185	.843	417	12.3
2012-13	36	109	234	.466	57	129	.442	78	98	.796	353	9.8
2013-14	36	109	282	.387	68	182	.374	101	110	.918	387	10.8
Totals	106	329	823	.400	164	415	.395	335	393	.852	1,157	10.9

29. John Prince // 1,134

Year	G	FG	FGA	Pct.	3PM	3PA	Pct.	FT	FTA	Pct.	Pts.	Avg.
1973-74	3	7	22	.318	–	–	–	6	10	.600	20	6.7
1974-75	26	89	217	.410	–	–	–	45	75	.600	223	8.6
1975-76	26	150	316	.475	–	–	–	71	107	.664	371	14.3
1976-77	26	225	438	.514	–	–	–	70	102	.686	520	20.0
Totals	81	471	993	.474	–	–	–	192	294	.653	1,134	14.0

30. Vandarel Jones // 1,123

Year	G	FG	FGA	Pct.	3PM	3PA	Pct.	FT	FTA	Pct.	Pts.	Avg.
1997-98	32	102	143	.713	0	0	.000	62	115	.539	266	8.3
1998-99	26	61	100	.610	0	0	.000	54	93	.581	176	6.8
1999-00	29	90	134	.672	0	2	.000	106	171	.620	286	9.9
2000-01	31	140	227	.617	0	1	.000	115	186	.618	395	12.7
Totals	118	393	604	.651	0	3	.000	337	565	.596	1,123	9.5

31. John Vitrano // 1,117

Year	G	FG	FGA	Pct.	3PM	3PA	Pct.	FT	FTA	Pct.	Pts.	Avg.
1967-68	25	143	247	.579	–	–	–	93	132	.705	379	15.2
1968-69	25	104	180	.578	–	–	–	118	160	.738	326	13.0
1969-70	26	142	260	.546	–	–	–	128	170	.753	412	15.8
Totals	76	389	687	.566	–	–	–	339	462	.734	1,117	14.7

32. Gary Flowers // 1,078

Year	G	FG	FGA	Pct.	3PM	3PA	Pct.	FT	FTA	Pct.	Pts.	Avg.
2009-10	33	203	437	.465	25	76	.329	65	98	.663	496	15.0
2010-11	31	219	460	.476	50	123	.407	94	130	.723	582	18.8
Totals	64	422	897	.470	75	199	.377	159	228	.697	1,078	16.8

33. Roy Danforth // 1,066

Year	G	FG	FGA	Pct.	3PM	3PA	Pct.	FT	FTA	Pct.	Pts.	Avg.
1958-59	25	61	156	.391	–	–	–	77	97	.794	199	8.0
1959-60	16	39	98	.398	–	–	–	41	58	.707	119	7.4
1960-61	26	117	242	.483	–	–	–	130	171	.760	364	14.0
1961-62	26	132	290	.455	–	–	–	120	162	.741	384	14.8
Totals	93	349	786	.444	–	–	–	368	488	.754	1,066	11.5

34. Craig Craft // 1,031

Year	G	FG	FGA	Pct.	3PM	3PA	Pct.	FT	FTA	Pct.	Pts.	Avg.
2005-06	28	58	153	.379	29	82	.354	14	20	.700	159	5.7
2006-07	31	101	207	.488	29	75	.387	39	53	.736	270	8.7
2007-08	31	94	227	.414	31	95	.326	28	41	.683	247	8.0
2008-09	32	136	319	.426	49	132	.371	34	52	.654	355	11.1
Totals	122	389	906	.429	138	384	.359	115	166	.693	1,031	8.5

35. Glenn Masson // 1,026

Year	G	FG	FGA	Pct.	3PM	3PA	Pct.	FT	FTA	Pct.	Pts.	Avg.
1972-73	24	162	380	.426	–	–	–	23	36	.639	347	14.5
1973-74	26	170	362	.470	–	–	–	65	75	.867	405	15.6
1974-75	26	116	255	.455	–	–	–	42	54	.778	274	10.5
Totals	76	448	997	.449	–	–	–	130	165	.788	1,026	13.5

36. Berlin Ladner // 1,006

Year	G	FG	FGA	Pct.	3PM	3PA	Pct.	FT	FTA	Pct.	Pts.	Avg.
1965-66	25	89	165	.539	–	–	–	85	126	.675	263	10.5
1966-67	25	102	212	.481	–	–	–	103	144	.715	307	12.3
1967-68	25	154	283	.544	–	–	–	128	193	.663	436	17.4
Totals	75	345	660	.523	–	–	–	316	463	.683	1,006	13.4

Fastest to 1,000 Points				
No.	Games	Player	Opponent	Date
1.	46	Wendell Ladner	South Alabama	Feb. 3, 1969
2.	56	Jeremy Wise	SMU	Feb. 20, 2008
3.	58	Tom Bishop	vs. Delta State	Mar. 6, 1951
4.	59	Gary Flowers	Loyola (N.O.)	Feb. 22, 2011
5.	62	Clarence Weatherspoon	at Tennessee Tech	Dec. 6, 1990
	62	Rich Corsetto	Southeastern Louisiana	Jan. 11, 1971
7.	63	Gary Kochersperger	Delta State	Jan. 31, 1967
8.	65	Gary Hannan	Northwestern State	Jan. 18, 1966
9.	66	Joe Dawson	Biscayne	Jan. 10, 1981
	66	Nick Revon	Central Missouri State	Dec. 23, 1952
11.	68	John Vitrano	Old Dominion	Jan. 27, 1970
12.	71	Darrin Chancellor	Tulane	Feb. 14, 1990
13.	74	Glenn Masson	at Houston	Feb. 15, 1975
14.	75	Damien Smith	Saint Louis	Feb. 28, 1996
	75	Berlin Ladner	Samford	Feb. 21, 1968
16.	76	Glen Whisby	at USF	Feb. 13, 1994
	76	John Prince	at Louisiana Tech	Feb. 9, 1977
18.	77	Curtis Green	Western Illinois	Feb. 21, 1983
19.	80	Bruce Miller	Jacksonville	Dec. 14, 1964
20.	83	Bernard Haslett	at Clemson	Mar. 17, 1994
21.	84	Derrek Hamilton	at Cincinnati	Jan. 4, 1988
	84	Kenny Smith	at Louisiana-Louisiana	Jan. 19, 1980
23.	87	Randolph Keys	Ole Miss	Mar. 13, 1987
	87	Casey Fisher	Ole Miss	Mar. 13, 1987
25.	88	Roy Danforth	Tampa	Feb. 10, 1962
26.	90	Neil Watson	at Old Dominion	Jan. 23, 2014
	90	R.L. Horton	UAB	Feb. 17, 2010
28.	91	Kelly McCarty	at South Alabama	Dec. 9, 1997
29.	92	Jack Gallagher	vs. Louisiana College	Feb. 27, 1952
30.	94	James Williams	at South Carolina	Jan. 28, 1985
31.	96	Kenny Siler	Louisville	Jan. 14, 1987
32.	97	Courtney Beasley	Alabama State	Nov. 18, 2008
	97	John White	South Carolina	Jan. 9, 1988
34.	102	Mickey Harrington	at Spring Hill	Jan. 6, 1955
35.	111	Vandarel Jones	Houston	Feb. 14, 2001
36.	120	Craig Craft	UTEP	Mar. 7, 2009



Individual/Team Records

INDIVIDUAL

Points

Game:	45	Berlin Ladner vs. Samford	Feb. 21, 1968
Season:	737	Nick Revon	1953-54
Career:	2,136	Nick Revon	1950-54

Scoring Average

Season:	28.2	Mike Coleman	1974-75
Career:	20.5	Wendell Ladner	1967-70

Field Goals Made

Game:	18	Jerome Arnold vs. UMKC	Dec. 31, 1978
Season:	266	Nick Revon	1953-54
Career:	828	Tom Bishop	1949-53

Field Goal Attempts

Game:	35	Mike Coleman vs. Roanoke	Jan. 27, 1975
Season:	525	Randolph Keys	1986-87
Career:	1,458	Randolph Keys	1985-88

Field Goal Percentage (10 or More)

Game:	1.000	Marcus Crowell vs. Louisiana-Lafayette (10-of-10)	Feb. 13, 1962
Season:	.617	Vandarel Jones (140-of-227)	2000-01
Career:	.651	Vandarel Jones (393-of-604)	1997-01

Free Throws Made

Game:	19	Jeremy Wise vs. McNeese State	Dec. 18, 2008
Season:	205	Nick Revon	1953-54
Career:	538	Nick Revon	1950-54

Free Throw Attempts

Game:	24	Nick Revon vs. North Texas	Jan. 7, 1954
Season:	267	Nick Revon	1953-54
Career:	745	Clarence Weatherspoon	1988-92

Free Throw Percentage (10 or More)

Game:	100.0	Most: Jeremy Wise vs. McNeese State (19-of-19)	Dec. 18, 2008
Season:	.918	Neil Watson (101-of-110)	1997-98
Career:	.852	Neil Watson (335-of-393)	2011-14

Three-Point Field Goals Made

Game:	10	Bernard Haslett at Memphis	Feb. 19, 1993
Season:	112	Bernard Haslett	1993-94
Career:	316	Bernard Haslett	1990-94

Three-Point Field Goal Attempts

Game:	20	Bernard Haslett vs. Old Dominion	Mar. 1, 1993
Season:	285	Bernard Haslett	1993-94
Career:	810	Bernard Haslett	1990-94

Three-Point Percentage

Game:	1.000	Neil Watson vs. East Carolina (7-of-7)	Mar. 2, 2013
Season:	.463	Casey Fisher (94-of-203)	1987-88
Career:	.451	Casey Fisher (194-of-430)	1984-88

Rebounds

Game:	32	Wendell Ladner vs. Pan American	Feb. 9, 1970
Season:	436	Wendell Ladner	1969-70
Career:	1,317	Clarence Weatherspoon	1988-92

Rebounding Average

Season:	16.8	Wendell Ladner	1969-70
Career:	16.5	Wendell Ladner	1967-70

Assists

Game:	17	Neil Watson vs. Dillard	Jan. 3, 2013
Season:	222	Dallas Dale	1991-92
Career:	612	Casey Fisher	1985-88

Blocks

Game:	10	Daron Jenkins vs. Auburn	Dec. 29, 1989
Season:	86	Daron Jenkins	1989-90
Career:	227	Clarence Weatherspoon	1988-92

Steals

Game:	8	Neil Watson vs. William Carey	Dec. 31, 2012
	8	Edgar Eason vs. Pomona-Pitzer	Nov. 30, 1981
Season:	64	Neil Watson	2012-13
Career:	193	Curtis Green	1980-84

TEAM

Points

Game:	135	vs. Dillard	Jan. 3, 2013
Season:	2,788		1986-87

Scoring Average

Season:	97.6		1967-68
----------------	------	--	---------

Field Goals Made

Game:	55	vs. Iowa Wesleyan	Dec. 2, 1978
Season:	1,084		1951-52

Field Goal Attempts

Game:	116	at Ole Miss	Dec. 15, 1970
Season:	2,292		1986-87

Field Goal Percentage

Game:	.696	at Rice (32-of-46)	Jan. 9, 2013
Season:	.511	981-of-1,919	1989-90

Free Throws Made

Game:	38	at Tampa	Jan. 10, 1959
Season:	649		2013-14

Free Throw Attempts

Game:	56	at Delta State	Feb. 18, 1956
	56	vs. North Texas State	Jan. 7, 1954
Season:	956		2013-14

Free Throw Percentage

Game:	.944	vs. Alabama State (17-of-18)	Nov. 18, 2008
Season:	.736	573-of-779	2011-12

Three-Point Field Goals Made

Game:	18	vs. Dillard	Jan. 3, 2013
Season:	245		2012-13

Three-Point Field Goal Attempts

Game:	40	vs. Mississippi State	Dec. 16, 1995
Season:	645		2012-13

Three-Point Percentage

Game:	.750	vs. Louisiana-Lafayette (9-of-12)	Jan. 18, 2001
	.750	vs. South Alabama (9-of-12)	Dec. 11, 1986
Season:	.402	198-of-492	1986-87

Rebounds

Game:	91	vs. Pan American	Feb. 9, 1970
Season:	1,530		1969-70

Rebounding Average

Season:	58.8		1969-70
----------------	------	--	---------

Assists

Game:	40	vs. Dillard	Jan. 3, 2013
	40	vs. Virginia Tech	Jan. 16, 1988
Season:	654		1986-87

Blocks

Game:	14	vs. Mcneese State	Feb. 24, 1992
	14	vs. Auburn	Dec. 29, 1989
Season:	180		1991-92

Steals

Game:	27	vs. Dillard	Jan. 3, 2013
Season:	356		2012-13



Individual Records

Scoring (Games)

Rk.	Player (Opponent – Date)	Pts.
1.	Berlin Ladner (Samford – 02/21/68)	45
2.	Damien Smith (at Ole Miss – 12/19/95)	41
	John White (at Virginia Tech – 02/06/88)	41
	Jerome Arnold (UMKC – 12/13/78)	41
5.	Mike Coleman (Centenary – 01/16/75)	40
	Kourtlin Jackson (at Marshall – 03/05/16)	40
7.	Mike Coleman (Milwaukee – 02/13/75)	38
	Mike Coleman (at Georgia Southern – 01/18/75)	38
	Danny Thornsberry (Ole Miss – 12/15/71)	38
	Wendell Ladner (at Northwestern State – 12/07/67)	38
11.	Darrin Chancellor (at Virginia Tech – 01/12/91)	37
	Casey Fisher (Memphis State – 01/21/88)	37
	Jerome Arnold (Missouri Western – 11/29/78)	37
14.	Charles Gaines (Georgia Southern – 12/17/03)	36
	Wendell Ladner (vs. West Virginia Tech – 12/29/67)	36
16.	Dwayne Davis (at Marshall – 03/05/13)	35
	Elvin Mims (USF – 03/02/02)	35
	Clarence Weatherspoon (Charlotte – 02/01/92)	35
	Mike Coleman (Northwest Oklahoma – 01/04/75)	35
	Wendell Ladner (Northwestern State – 01/27/68)	35
	Nick Revon (at Northwestern State – 02/29/52)	35
22.	Dwayne Davis (UCF – 03/09/13)	34
	Charles Gaines (Jackson State – 11/25/02)	34
	David Wall (vs. Nebraska – 11/26/99)	34
	Mike Coleman (Delta State – 12/04/74)	34
	Glenn Masson (UT-Pan American – 02/16/74)	34
	Ronnie Malone (Georgia Tech – 01/31/74)	34
	Danny Thornsberry (at Pepperdine – 02/14/72)	34
	Danny Thornsberry (Chattanooga – 02/07/72)	34
	Danny Thornsberry (Centenary – 02/05/72)	34
	Wendell Ladner (Morehead State – 01/30/69)	34
	Richie Goldberg (Centenary – 03/01/62)	34
33.	Jeremy Wise (at Alabama – 11/23/07)	33
	Charles Gaines (Alcorn State – 11/22/02)	33
	Elvin Mims (at South Alabama – 12/05/01)	33
	Clarence Weatherspoon (at Tulane – 01/30/92)	33
	Darrin Chancellor	
	(at Louisiana-Lafayette – 02/15/89)	33
	Randolph Keys (Louisiana-Lafayette – 02/16/88)	33
	Curtis Green (vs. North Texas – 11/25/83)	33
	John Prince (ULM – 02/03/77)	33
	John Prince (Lamar – 01/06/77)	33
	Ronnie Malone (Louisiana Tech – 01/17/74)	33
	Rich Corsetto (Morehead State – 02/02/71)	33
	Gary Kochersperger	
	(Northwestern State – 02/04/65)	33
	Nick Revon (North Texas – 01/07/54)	33
	Tom Bishop (vs. Hamline – 03/12/53)	33
47.	Gary Flowers (East Carolina – 02/19/11)	32
	Elvin Mims (TCU – 02/23/02)	32
	Bernard Haslett (at Memphis – 02/10/93)	32
	Darrin Chancellor (Memphis – 01/04/89)	32
	John Prince (Tulane – 02/19/77)	32
	Earl Lewis (Austin Peay – 01/05/76)	32
	Mike Coleman (Mercer – 12/12/74)	32
	Charles Payne (at McNeese State – 01/16/65)	32

	Nick Revon (Hamline – 12/04/53)	32
	Tom Bishop (vs. Delta State – 03/06/51)	32
57.	Kourtlin Jackson (vs. Rice – 02/25/16)	31
	Gary Flowers (Alcorn State – 12/01/10)	31
	David Wall (at Louisville – 01/08/00)	31
	Bernard Haslett (at Tulane – 02/19/94)	31
	Randolph Keys (Virginia Tech – 01/16/88)	31
	Kenny Siler (Florida State – 02/08/86)	31
	James Williams (at Tennessee Tech – 12/17/84)	31
	Eddie Jiles (at Eastern Kentucky – 02/02/81)	31
	Tom Yachinich (vs. Florida State – 12/07/70)	31
	John Vitrano (East Tennessee State – 12/12/68)	31
	John Vitrano (Delta State – 02/20/68)	31
	Charles Payne (Spring Hill – 02/23/65)	31
	Bruce Miller (at Louisiana-Lafayette – 02/13/62)	31
	Roy Danforth (West Texas State – 12/15/60)	31
	Don Curry (Louisiana-Lafayette – 02/22/60)	31
	Bob Kinney (Southeastern Louisiana – 01/12/57)	31
	Harold Kea (Centenary – 01/22/59)	31
	Nick Revon (vs. Stetson – 01/04/54)	31
	Nick Revon (at Evansville – 01/22/53)	31
	Tom Bishop (at Marshall – 01/20/51)	31
77.	LaShay Page (at Colorado State – 11/19/11)	30
	Courtney Beasley (at UTEP – 01/31/09)	30
	Clement Carter (William Carey – 12/22/03)	30
	Bernard Haslett (at Chattanooga – 01/02/94)	30
	Bernard Haslett (at Tennessee Tech – 12/22/92)	30
	Clarence Weatherspoon (at Memphis – 02/09/91)	30
	Derrek Hamilton (at Virginia Tech – 02/06/88)	30
	Casey Fisher (at Florida State – 02/28/87)	30
	Michael Jett (at Florida State – 01/18/86)	30
	Kenny Smith (Saint Louis – 02/18/80)	30
	Cornelius Jackson (at Memphis – 12/01/77)	30
	John Prince (Memphis – 01/03/77)	30
	Mike Coleman (Roanoke – 01/27/75)	30
	Wendell Ladner (at Centenary – 02/17/69)	30
	Berlin Ladner (at Florida Southern – 02/17/68)	30
	Wendell Ladner (at Centenary – 02/03/68)	30
	Gary Hannan (at Centenary – 02/17/67)	30
	Gary Hannan (Southeastern Louisiana – 01/15/66)	30
	Bruce Miller (Centenary – 02/27/65)	30
	Charles Payne (St. Bernard – 01/30/65)	30
	Charles Payne (Jacksonville State – 12/14/64)	30
	Harold Kea (Louisiana Tech – 02/01/59)	30
	Nick Revon (Hamline – 12/05/53)	30
	Nick Revon (at Louisiana-Lafayette – 12/01/53)	30
	Nick Revon (Belmont – 11/28/53)	30
	Tom Bishop (at Morehead State – 01/18/51)	30

Southern Miss 100-Point Games

1.	Dillard (01/03/13)	135
2.	at Virginia Tech (02/06/88)	133
3.	Iowa Wesleyan (12/02/78)	131
4.	Florida Tech (12/04/67)	128
5.	Virginia Tech (01/16/88)	127
6.	at Wyoming (12/29/90)	122
7.	Missouri Western (11/29/78)	114
8.	Spring Hill (11/22/06)	113
9.	Blue Mountain (11/29/07)	112
10.	Alcorn State (12/06/93)	110
11.	Rollins (11/28/83)	108
12.	Memphis (01/21/88)	107
	Pomona-Pitzer (11/30/81)	107
	UMKC (12/13/78)	107
	at Ole Miss (12/19/95)	107
	McNeese State (12/02/87)	107
17.	at Marshall (03/05/16)	106
	at ULM (01/12/93)	106
	Louisiana-Lafayette (01/20/90)	106
	Tennessee Tech (12/16/85)	106
20.	Hawaii-Loa (12/03/90)	105
	at Louisiana-Lafayette (02/15/89)	105
	Old Dominion (03/01/93)	105
23.	Cincinnati (03/02/88)	104
24.	Mercer (01/27/79)	103
	Wisconsin-Oshkosh (11/30/82)	103
26.	Illinois College (01/15/80)	102
	Marshall (01/23/13)	102
	at Florida State (02/28/87)	102
	Florida State (02/08/86)	102
30.	at Virginia Tech (01/12/91)	101
	UT-Pan American (01/28/82)	101
	South Alabama (12/11/86)	101
	Oregon Tech (12/18/85)	101
	Tulane (02/07/80)	101
35.	South Alabama (01/19/95)	100
	McNeese State (11/27/04)	100
	Georgia College (12/18/86)	100
	Louisiana-Lafayette (02/16/88)	100



Individual Records

Scoring (Seasons)

Scoring

Rk.	Player (Year)	Pts.
1.	Nick Revon (1953-54)	737
2.	Clarence Weatherspoon (1991-92)	647
3.	Nick Revon (1951-52)	629
4.	Jeremy Wise (2007-08)	617
5.	Tom Bishop (1950-51)	598
6.	Ronnie Malone (1973-74)	597
7.	Bernard Haslett (1993-94)	593
8.	Gary Flowers (2010-11)	582
9.	Derrek Hamilton (1987-88)	574
10.	Darrin Chancellor (1989-90)	570
11.	Clarence Weatherspoon (1989-90)	569
12.	Mike Coleman (1974-75)	564
13.	Wendell Ladner (1968-69)	560
14.	Randolph Keys (1986-87)	558
15.	Darrin Chancellor (1988-89)	555
16.	Dwayne Davis (2012-13)	545
17.	Jeremy Wise (2006-07)	541
18.	Wendell Ladner (1967-68)	534
19.	Jeremy Wise (2008-09)	533
20.	Randolph Keys (1987-88)	530
21.	Casey Fisher (1987-88)	527
22.	John Prince (1976-77)	520
23.	Clarence Weatherspoon (1990-91)	517
	Charlie Payne (1964-65)	517
25.	Gary Kochersperger (1966-67)	512
26.	Nick Revon (1952-53)	511
27.	Darrin Chancellor (1990-91)	508
28.	Neil Reed (1998-99)	506
29.	Gary Flowers (2009-10)	496
30.	David Wall (1999-00)	494
31.	Rich Corsetto (1970-71)	493
32.	Bernard Haslett (1992-93)	491
	Joe Dawson (1979-80)	491
34.	Jerome Arnold (1978-79)	490
35.	Kelly McCarty (1997-98)	483
36.	Danny Thornsberry (1971-72)	479
37.	Courtney Beasley (2008-09)	478
38.	John White (1987-88)	476
39.	Elvin Mims (2001-02)	472
	Tom Bishop (1952-53)	472
41.	Curtis Green (1982-83)	468
42.	Wendell Ladner (1969-70)	467
43.	Bruce Miller (1964-65)	466
44.	Bob Kinney (1956-57)	464
45.	Jimmie Floyd (1997-98)	459
46.	Derrek Hamilton (1986-87)	458
	Tom Bishop (1951-52)	458
48.	Glen Whisby (1994-95)	457
49.	Don Curry (1959-60)	455
50.	Curtis Green (1983-84)	449
51.	Joe Dawson (1981-82)	446
52.	Casey Fisher (1986-87)	445
53.	Daron Jenkins (1989-90)	442
54.	James Williams (1984-85)	441
55.	Charles Gaines (2003-04)	439
56.	Charles Gaines (2002-03)	437
	Rich Corsetto (1968-69)	437
58.	Berlin Ladner (1967-68)	436
59.	Mickey Harrington (1953-54)	434
60.	Glen Whisby (1992-93)	433

61.	Eddie Jiles (1980-81)	431
	Kenny Smith (1978-79)	431
63.	Gary Hannan (1966-67)	427
64.	Glen Whisby (1993-94)	426
	John White (1986-87)	426
66.	Kenny Siler (1985-86)	422
67.	Damien Smith (1994-95)	421
68.	Neil Watson (2011-12)	417
	Joe Dawson (1980-81)	417
70.	James Williams (1983-84)	416
	Jack Gallagher (1950-51)	416
72.	John Vitrano (1969-70)	412
73.	Randolph Keys (1985-86)	410
	Gary Hannan (1964-65)	410
75.	Kourtlin Jackson (2015-16)	407
	R.L. Horton (2008-09)	407
77.	Kenny Smith (1979-80)	405
	Glenn Masson (1973-74)	405
79.	Tom Bishop (1949-50)	404
80.	Jerrold Brooks (2012-13)	402*
	Bobby Weathers (1953-54)	402
82.	Curtis Green (1981-82)	401
	Gary Hannan (1965-66)	401
84.	Damien Smith (1995-96)	398
	Gary Kochersperger (1964-65)	398
86.	R.L. Horton (2010-11)	397
	Clarence Weatherspoon (1988-89)	397
88.	Vandarel Jones (2000-01)	395
89.	R.L. Horton (2007-08)	394
	Cornelius Jackson (1976-77)	394
91.	David Wall (2000-01)	393
92.	Harold Ray Kea (1958-59)	392
93.	Charlie Payne (1963-64)	388
94.	Neil Watson (2013-14)	387
95.	Kenny Siler (1986-87)	385
96.	LaShay Page (2011-12)	384
	Russell Johnson (1989-90)	384
	Roy Danforth (1961-62)	384
99.	Tom Yachinich (1970-71)	380
100.	John Vitrano (1967-68)	379

Scoring Average

Rk.	Player (Year - Points)	Avg.
1.	Mike Coleman (1974-75 - 564)	28.2
2.	Nick Revon (1953-54 - 737)	23.8
3.	Ronnie Malone (1973-74 - 597)	23.0
4.	Wendell Ladner (1968-69 - 560)	22.4
5.	Clarence Weatherspoon (1991-92 - 647)	22.3
6.	Wendell Ladner (1967-68 - 534)	21.4
7.	Charlie Payne (1964-65 - 517)	20.7
8.	Darrin Chancellor (1988-89 - 555)	20.6
9.	Gary Kochersperger (1966-67 - 512)	20.5
10.	John Prince (1976-77 - 520)	20.0
	Danny Thornsberry (1971-72 - 479)	20.0
12.	Bernard Haslett (1993-94 - 593)	19.8
13.	Derrek Hamilton (1987-88 - 574)	19.1

14.	Rich Corsetto (1970-71 - 493)	19.0
15.	Elvin Mims (2001-02 - 472)	18.9
	Bernard Haslett (1992-93 - 491)	18.9
17.	Gary Flowers (2010-11 - 582)	18.8
	Darrin Chancellor (1990-91 - 508)	18.8
19.	Jeremy Wise (2007-08 - 617)	18.7
20.	Bruce Miller (1964-65 - 466)	18.6
	Bob Kinney (1956-57 - 464)	18.6
22.	Joe Dawson (1979-80 - 491)	18.2
	Don Curry (1959-60 - 455)	18.2
24.	Neil Reed (1998-99 - 506)	18.1
	Jerome Arnold (1978-79 - 490)	18.1
	Tom Bishop (1950-51 - 598)	18.1
27.	Wendell Ladner (1969-70 - 467)	18.0
28.	Clarence Weatherspoon (1990-91 - 517)	17.8
	Darrin Chancellor (1989-89 - 570)	17.8
	Clarence Weatherspoon (1989-90 - 569)	17.8
31.	Randolph Keys (1987-88 - 530)	17.7
32.	Casey Fisher (1987-88 - 527)	17.6
33.	Jeremy Wise (2006-07 - 541)	17.5
	Rich Corsetto (1968-69 - 437)	17.5
35.	Berlin Ladner (1967-68 - 436)	17.4
36.	Damien Smith (1995-96 - 398)	17.3
37.	Joe Dawson (1981-82 - 446)	17.2
38.	Gary Hannan (1966-67 - 427)	17.1
39.	David Wall (1999-00 - 494)	17.0
	Nick Revon (1951-52 - 629)	17.0
41.	Jeremy Wise (2008-09 - 533)	16.7
	Curtis Green (1982-83 - 468)	16.7
43.	Randolph Keys (1986-87 - 558)	16.4
44.	James Williams (1984-85 - 441)	16.3
45.	Damien Smith (1994-95 - 421)	16.2
	Charlie Payne (1963-64 - 388)	16.2
	Tom Bishop (1949-59 - 404)	16.2
48.	Bobby Weathers (1953-54 - 402)	16.1
49.	Dwayne Davis (2012-13 - 545)	16.0
	Glen Whisby (1992-93 - 433)	16.0
	Curtis Green (1983-84 - 449)	16.0
	Eddie Jiles (1980-81 - 431)	16.0
	Kenny Smith (1978-79 - 431)	16.0
	Gary Hannan (1965-66 - 401)	16.0
55.	John White (1987-88 - 476)	15.9
56.	John Vitrano (1969-70 - 412)	15.8
	Gary Hannan (1964-65 - 410)	15.8
58.	Charles Gaines (2003-04 - 439)	15.7
	Harold Ray Kea (1958-59 - 392)	15.7
60.	Glenn Masson (1973-74 - 405)	15.6
61.	Curtis Green (1981-82 - 401)	15.4
	Joe Dawson (1980-81 - 417)	15.4
	Gary Kochersperger (1965-66 - 307)	15.4
	Jackie Laird (1963-64 - 369)	15.4
65.	Gary Kochersperger (1964-65 - 398)	15.3
	Glen Whisby (1994-95 - 457)	15.2
	John Vitrano (1976-68 - 379)	15.2
	Tom Bishop (1952-53 - 472)	15.2
69.	Charles Gaines (2002-03 - 437)	15.1


70.	Gary Flowers (2009-10 - 496)	15.0
	Kenny Smith (1979-80 - 405)	15.0

Scoring - TEAM

Rk.	Year	Pts.
1.	2012-13	2,788
2.	2012-13	2,733
3.	1952-53	2,726
4.	1987-88	2,721
5.	1951-52	2,688
6.	1989-90	2,601
7.	2013-14	2,596
8.	1953-54	2,443
9.	1967-68	2,439
10.	1990-91	2,435
11.	2011-12	2,426
12.	2007-08	2,388
13.	2010-11	2,371
14.	1964-65	2,306
	1993-94	2,306
16.	1997-98	2,283
17.	1950-51	2,277
18.	1985-86	2,260
19.	1978-79	2,255
20.	1969-70	2,245
21.	1973-74	2,244
22.	1994-95	2,223
23.	2009-10	2,200
24.	1991-92	2,193
25.	2000-01	2,176
	1970-71	2,176
27.	1968-69	2,160
28.	2006-07	2,149
29.	1992-93	2,140
30.	1974-75	2,137

Scoring Average - TEAM

Rk.	Year	Pts.
1.	1967-68	97.6
2.	1987-88	90.7
3.	1965-65	88.7
4.	1968-69	86.4
5.	1969-70	86.3
6.	1973-74	86.3
7.	1965-66	85.4
8.	1972-73	84.0
9.	1990-91	84.0
10.	1963-64	83.9
11.	1970-71	83.7
12.	1959-60	83.6
13.	1978-79	83.5
14.	1966-67	83.2
15.	1974-75	82.2
16.	1986-87	82.0
17.	1989-90	81.3
18.	1992-93	79.3
19.	1953-54	78.8
20.	1988-89	78.7
21.	1985-86	77.9
22.	1952-53	77.9
23.	1961-62	77.6
24.	1971-72	77.3
25.	1993-94	76.9
26.	1975-76	76.2
27.	1991-92	75.6
28.	1979-80	75.5
29.	1960-61	74.9
30.	1994-95	74.1



Individual Records – Scoring (career)

Scoring (Career)

Scoring		
Rk.	Player (Years)	Pts.
1.	Nick Revon (1950-54)	2,136
2.	Clarenc Weatherspoon (1988-92)	2,130
3.	Tom Bishop (1949-53)	1,932
4.	Joe Dawson (1978-82)	1,695
5.	Jeremy Wise (2006-09)	1,691
6.	Darrin Chancellor (1987-91)	1,670
7.	Randolph Keys (1984-88)	1,626
8.	Casey Fisher (1984-88)	1,601
9.	Glen Whisby (1991-95)	1,598
10.	Bernard Haslett (1990-94)	1,596
11.	Gary Hannan (1963-67)	1,569
12.	Wendell Ladner (1967-70)	1,561
13.	Curtis Green (1980-84)	1,513
14.	R.L. Horton (2007-11)	1,511
15.	Courtney Beasley (2005-09)	1,461
16.	Derrek Hamilton (1984-88)	1,445
17.	Kelly Mccarty (1994-98)	1,390
18.	Bruce Miller (1961-65)	1,382
19.	Damien Smith (1993-97)	1,344
20.	John White (1984-88)	1,331
21.	Rich Corsetto (1968-71)	1,295
22.	Jack Gallagher (1949-53)	1,276
23.	Kenny Smith (1976-80)	1,227
24.	Gary Kochersperger (1964-67)	1,217
25.	Kenny Siler (1983-87)	1,203
26.	James Williams (1981-85)	1,189
27.	Mickey Harrington (1951-55)	1,161
28.	Neil Watson (2011-14)	1,157
29.	John Prince (1973-77)	1,134
30.	Vandarel Jones (1997-01)	1,123
31.	John Vitrano (1967-70)	1,117
32.	Gary Flowers (2009-11)	1,078
33.	Roy Danforth (1958-62)	1,066
34.	Craig Craft (2005-09)	1,031
35.	Glenn Masson (1972-75)	1,026
36.	Berlin Ladner (1965-68)	1,006
37.	Richie Goldberg (1958-62)	986
38.	Jackie Laird (1960-64)	981
39.	Robert Boothe (1954-58)	955
40.	Sai'Quon Stone (2006-11)	952
41.	Don Eddy (1954-58)	943
42.	Angelo Johnson (2009-12)	908
43.	Charlie Payne (1963-65)	905
44.	David Wall (1999-01)	887
45.	Charles Gaines (2002-04)	876
46.	Steve Campbell (1965-68)	855
47.	Jimmie Floyd (1994-98)	848
48.	Maurice Bolden (2009-12)	846
49.	Kenny Smith (1976-80)	836
50.	Jasper Johnson (2002-05)	830
51.	Jeep Clark (1950-53)	821
52.	Mutt Watts (1952-55)	812
53.	Daron Jenkins (1989-91)	787
54.	Danny Thornsberry (1971-73)	786
55.	Anthony Richards (1995-99)	784
56.	Casey Price (1971-74)	783
57.	Bob Kinney (1955-57)	782
58.	Mel Cauthen (1997-01)	779
59.	Harold Ray Kea (1955-59)	778
60.	Eddie Jiles (1979-81)	776
61.	Elvin Mims (2000-02)	772
62.	Michael Jett (1982-86)	767
63.	Brice Thornbury (1965-68)	740
64.	Jerrold Brooks (2012-14)	729*
65.	James Palmer (1972-76)	724
66.	Russell Johnson (1989-91)	718
67.	Alex Delia (1958-61)	694
68.	Daveon Boardingham (2012-14)	684*
69.	Jonathan Mills (2011-13)	667
70.	Tom Yachinich (1969-71)	652
	Willie Robinson (1978-83)	652
72.	Jarekus Singleton (2003-06)	647
73.	Sam Jones (1992-96)	637
74.	Steve Greene (1972-74)	634
75.	Chip Armelin (2013-15)	625
76.	John Prince (1973-77)	614
	Randy Pettus (1986-89)	614
78.	Don Curry (1958-60)	612
79.	John Migliazzo (1957-60)	611
80.	David Haywood (2000-05)	605
81.	John O'Keefe (1950-54)	603
82.	George Scott (1992-97)	600
	Bobby Weathers (1950-51,52-54)	600
84.	Ronnie Malone (1973-74)	597
85.	Matt Bingaya (2013-15)	596*
86.	Herman Myers (1992-94)	595
87.	Sam Hollingsworth (1953-55,57-59)	589
88.	Greg Johnson (2002-04)	586
89.	Andre Stephens (2006-10)	585
90.	Ronald Jackson (1979-81)	584
91.	Michael Craig (2012-14)	582
92.	Jason Forte (2002-06)	568
93.	Clement Carter (2000-04)	566
94.	Mike Coleman (1974-75)	564
95.	Mike Jones (1993-97)	560
96.	Bill Lundberg (1959-61)	553
97.	Lashay Page (2010-12)	551
98.	Dwayne Davis (2012-13)	545
99.	Dante Stiggers (2001-05)	543
100.	Mario Myles (1999-03)	537
101.	Joe Grubar (1960-64)	530
102.	Jurado Hinton (1985-89)	517
103.	Carl Mitchell (1981-83)	508
104.	Fred Williams (1991-95)	507
105.	Neil Reed (1998-99)	506
106.	Edgar Eason (1980-82)	505
	Earl Lewis (1974-76)	505
108.	Norville Carey (2012-15)	496
109.	Ricky Ragland (1969-71)	492
110.	Jerome Arnold (1977-79)	490
111.	James King (1974-76)	486
112.	Greg Prater (1972-76)	477
113.	Wayne Pulliam (1955-56,57-60)	474
	Kilavorus Thompson (1998-01)	474
	Ben Gantt (1958-61)	474
116.	Larry Boyd (1979-83)	472
117.	Terry Cameron (1991-93)	468
	Bill Edkins (1966-69)	468
119.	Willie Brown (1985-89)	459
	John Byrne (1969-72)	459
121.	Ron Rembert (1989-93)	453
122.	Jim Milstead (1954-58)	451
123.	Billy Allgood (1949-53)	450
124.	Donald Stinchcomb (1977-81)	448
125.	Maurice Morris (1993-95)	445
126.	Greg Lackey (1978-80)	440
127.	Doug Stacey (1962-66)	439
128.	Eddie Pope (1983-86)	421
129.	Josimar Ayarza (2009-11)	410
130.	Arthur Stapleton (1997-99)	398
131.	Ken Fortenberry (1955-56,57-59)	396
132.	Brad Richardson (2000-02)	390
133.	Pedro Phillips (1997-99)	381
134.	Jack Hawkins (1972-76)	379
135.	Royce Woolever (1972-74)	375
136.	Rashaad Carruth (2004-05)	374
137.	Marcus Crowell (1988-90)	364
138.	Joe Courtney (1990-92)	362
139.	Aaron Brown (2013-14)	358
	Dallas Dale (1989-92)	358
141.	Jack Lockhart (1966-69)	357
142.	Torye Pelham (2009-12)	350
143.	Bob Garrison (1954-55)	344
144.	Carlos Booker (1998-00)	336
145.	Mildon Ambres (2004-06)	330
146.	Earl Flowers (1998-00)	325
147.	Bobby Jones (1969-72)	322
148.	Ken Suttles (1982-84)	320
149.	Houston Cunningham (1970-71)	319
150.	Jimmy Smith (1986-89)	317
	Paul Dodge (1967-69)	317
Scoring Average		
Rk.	Player (Years – Points)	Avg.
1.	Wendell Ladner (1967-70 – 1,561)	20.5
2.	Charlie Payne (1963-65 – 905)	18.5
3.	Clarence Weatherspoon (1988-92 – 2,130)	18.2
4.	Jeremy Wise (2006-09 – 1,691)	17.6
5.	Nick Revon (1950-54 – 2,136)	17.5
6.	Gary Kochersperger (1964-67 – 1,217)	17.1
7.	Gary Flowers (2009-11 – 1,078)	16.8
	Rich Corsetto (1968-71 – 1,295)	16.8
9.	Danny Thornsberry (1971-73 – 786)	16.4
10.	Joe Dawson (1978-82 – 1,695)	15.8
	Tom Bishop (1949-53 – 1,932)	15.8
12.	Gary Hannan (1963-67 – 1,569)	15.7
13.	David Wall (1999-01 – 887)	15.6
	Darrin Chancellor (1987-91 – 1,670)	15.6
	Jerome Arnold (1977-79 – 812)	15.6
16.	Charles Gaines (2002-04 – 876)	15.4
17.	Bob Kinney (1955-57 – 782)	14.8
18.	John Vitrano (1967-70 – 1,117)	14.7
19.	Eddie Jiles (1979-81 – 776)	14.4
20.	Bernard Haslett (1990-91 – 1,596)	14.1
21.	Elvin Mims (2000-02 – 772)	14.0
	John Prince (1973-77 – 1,134)	14.0
23.	Curtis Green (1980-84 – 1,513)	13.9
24.	Glen Whisby (1991-95 – 1,598)	13.8
	Bruce Miller (1961-65 – 1,382)	13.8
26.	Derrek Hamilton (1984-88 – 1,445)	13.6
27.	Cornelius Jackson (1976-78 – 691)	13.5
	Glenn Masson (1972-75 – 1,026)	13.5
29.	Randolph Keys (1984-88 – 1,626)	13.4
	Berlin Ladner (1965-68 – 1,006)	13.4
31.	Casey Fisher (1984-88 – 1,601)	13.2
32.	Damien Smith (1993-97 – 1,344)	13.0
33.	Daron Jenkins (1989-91 – 787)	12.9
34.	Jasper Johnson (2002-05 – 899)	12.7
	Steve Greene (1972-74 – 634)	12.7
36.	Kenny Smith (1976-80 – 1,227)	12.6
37.	Tom Yachinich (1969-71 – 652)	12.5
38.	Don Curry (1958-60 – 612)	12.2
39.	Kelly McCarty (1994-98 – 1,390)	11.9
40.	Russell Johnson (1989-91 – 718)	11.8
41.	R.L. Horton (2007-11 – 1,511)	11.5
	Courtney Beasley (2005-09 – 1,461)	11.5
	James Williams (1981-85 – 1,189)	11.5
	Roy Danforth (1958-62 – 1,066)	11.5
45.	John White (1984-88 – 1,331)	11.4
	Steve Campbell (1965-68 – 855)	11.4
	Jackie Laird (1960-64 – 981)	11.4
48.	Neil Watson (2011-14 – 1,157)	10.9
49.	Ronald Jackson (1979-81 – 584)	10.8
	Bill Lundberg (1959-61 – 553)	10.8



Individual Records

Rebounding

GAME

Rk.	Player (Opponent – Date)	Reb
1.	W. Ladner (UT-Pan American – 02/08/70)	32
2.	W. Ladner (Old Dominion – 01/27/70)	31
3.	W. Ladner (Louisville – 12/7/68)	30
4.	W. Ladner (Chattanooga – 2/16/70)	29
	W. Ladner (Northwestern State – 01/27/68)	29
6.	W. Ladner (Louisiana Tech – 01/29/68)	28
7.	W. Ladner (New Orleans – 1/7/70)	27
8.	M. Coleman (Wisconsin-Milwaukee – 02/13/75)	26
9.	W. Ladner (West Florida – 01/19/70)	25
	W. Ladner (Louisiana Tech – 01/20/69)	25
	W. Ladner (Delta State – 02/20/68)	25
12.	T. Yachinich (Northwestern State – 01/27/71)	24
	W. Ladner (Delta State – 02/12/70)	24
	W. Ladner (Morehead State – 01/30/69)	24
	W. Ladner (Centenary – 02/03/68)	24
16.	W. Ladner (Lamar – 12/15/69)	22
	W. Ladner (Centenary – 02/17/69)	22
18.	T. Yachinich (Florida State – 12/07/70)	21
	W. Ladner (Northwestern State – 01/27/69)	21
	W. Ladner (East Tennessee State – 12/12/68)	21
21.	J. Dawson (Missouri Western – 11/29/78)	20
	J. King (Mercer – 12/12/74)	20
	C. Price (Delta State – 12/14/72)	20
	C. Price (Spring Hill – 11/30/72)	20

W. Ladner (Samford – 02/21/68)	20
W. Ladner (West Virginia Tech – 12/29/67)	20
G. Hannan (Louisiana Tech – 2/20/67)	20

SEASON

Rk.	Player (Year)	Reb
1.	Wendell Ladner (1969-70)	436
2.	Wendell Ladner (1968-69)	411
3.	Wendell Ladner (1967-68)	409
4.	Bob Kinney (1955-56)	404
5.	Bob Kinney (1956-57)	392
6.	Clarence Weatherspoon (1989-90)	371
7.	Clarence Weatherspoon (1990-91)	352
8.	Gary Hannan (1964-65)	331
9.	Ben Gantt (1960-61)	315
10.	Clarence Weatherspoon (1991-92)	305
	Bill Lundberg (1959-60)	305
12.	Bill Lundberg (1960-61)	303
13.	Tom Yachinich (1970-71)	302
	Gary Hannan (1966-67)	302
15.	Jonathan Mills (2012-13)	297
16.	Glen Whisby (1994-95)	293
17.	Charles Gaines (2003-04)	290
18.	Clarence Weatherspoon (1988-89)	289
19.	Joe Dawson (1979-80)	287
20.	Gary Hannan (1965-66)	281
21.	Joe Dawson (1978-79)	280
22.	Glen Whisby (1992-93)	279
23.	Charles Gaines (2002-03)	278
24.	Joe Dawson (1980-81)	277
	Gary Hannan (1963-64)	277
26.	Daron Jenkins (1989-90)	276
27.	Gary Flowers (2009-10)	273
28.	Kelly McCarty (1997-98)	266

	Randolph Keys (1986-87)	266
30.	Mike Coleman (1974-75)	257
	Ronnie Malone (1973-74)	257
32.	Casey Price (1972-73)	255
33.	Bob Boothe (1956-57)	250

CAREER

Rk.	Player (Years)	Reb
1.	Clarence Weatherspoon (1988-92)	1,317
2.	Wendell Ladner (1967-70)	1,256
3.	Gary Hannan (1963-67)	1,191
4.	Joe Dawson (1978-82)	1,069
5.	Glen Whisby (1991-95)	1,009
6.	Kelly McCarty (1994-98)	850
7.	Bob Kinney (1955-57)	796
8.	Vandarel Jones (1997-01)	734
9.	Randolph Keys (1984-88)	721
10.	Bob Boothe (1954-58)	715
11.	Derrek Hamilton (1984-88)	687
12.	Bruce Miller (1961-65)	646
13.	Courtney Beasley (2005-09)	641
14.	Casey Price (1971-74)	631
15.	Bill Lundberg (1959-61)	608
16.	Sai'Quon Stone (2006-11)	593
17.	James Williams (1981-85)	585
18.	Charles Gaines (2002-04)	568
19.	Alex Delia (1958-61)	561
20.	Roy Danforth (1958-62)	525
21.	Tom Yachinich (1969-71)	523
22.	Craig Craft (2005-09)	521
	Ben Gantt (1958-61)	521
24.	Maurice Bolden (2009-12)	515
25.	Gary Flowers (2009-11)	513
26.	Jonathan Mills (2011-13)	503
27.	John White (1984-88)	500

Rebounding Average - Season

Rk.	Player (Year)	Avg.
1.	Wendell Ladner (1969-70)	16.77
2.	Wendell Ladner (1968-69)	16.44
3.	Wendell Ladner (1967-68)	16.36
4.	Bob Kinney (1956-57)	15.68
5.	Bob Kinney (1955-56)	14.43
6.	Mike Coleman (1974-75)	12.85
7.	Gary Hannan (1964-65)	12.73
8.	Bill Lundberg (1959-60)	12.20
9.	Clarence Weatherspoon (1990-91)	12.14
10.	Ben Gantt (1960-61)	12.12

Rebounding Average - Career

Rk.	Player (Years)	Avg.
1.	Wendell Ladner (1967-70)	16.52
2.	Bob Kinney (1955-57)	15.02
3.	Mike Coleman (1974-75)	12.85
4.	Bill Lundberg (1959-61)	11.92
5.	Gary Hannan (1963-67)	11.91
6.	Clarence Weatherspoon (1988-92)	11.26
7.	Tom Yachinich (1969-71)	10.05
8.	Joe Dawson (1978-82)	9.99
9.	Charles Gaines (2002-04)	9.96
10.	Ronnie Malone (1973-74)	9.88

Field Goals

Field Goals Made - GAME

Rk.	Player (Opponent – Date)	FGM
1.	J. Arnold (UMKC – 12/13/78)	18
2.	D. Thornsberry (Ole Miss – 12/15/71)	17
	T. Yachinich (Florida State – 12/07/70)	17
	B. Ladner (Samford – 02/21/68)	17
5.	J. Arnold (Missouri Western – 11/29/78)	16
	M. Coleman (Wisconsin-Milwaukee – 02/13/75)	16
	M. Coleman (Georgia Southern – 01/18/75)	16
	M. Coleman (Centenary – 01/16/75)	16
	W. Ladner (Northwestern State – 01/27/68)	16
	W. Ladner (Northwestern State – 12/07/67)	16

Field Goals Attempted - GAME

Rk.	Player (Opponent – Date)	FGA
1.	M. Coleman (Roanoke – 01/27/75)	35
2.	D. Thornsberry (Ole Miss – 12/15/71)	34
	B. Ladner (Samford – 02/21/68)	34
	N. Revon (Gustavus Adolphus – 03/09/54)	34
5.	W. Ladner (Northwestern State – 01/27/68)	33
6.	M. Coleman (Wisc.-Milwaukee – 02/13/75)	32
7.	M. Coleman (Northwestern Okla. – 01/04/75)	31
	M. Coleman (Delta State – 12/04/74)	31
9.	J. Arnold (UMKC – 12/13/78)	30
	M. Coleman (Centenary – 01/16/75)	30
	M. Coleman (American – 01/06/75)	30

Field Goals Made - SEASON

Rk.	Player (Year)	FGM
1.	Nick Revon (1953-54)	266
2.	Tom Bishop (1950-51)	258
3.	Clarence Weatherspoon (1991-92)	246
4.	Randolph Keys (1986-87)	243
5.	Nick Revon (1951-52)	241
6.	Derrek Hamilton (1987-88)	239
7.	Mike Coleman (1974-75)	233
8.	Wendell Ladner (1968-69)	231
9.	Ronnie Malone (1973-74)	228
10.	Wendell Ladner (1967-68)	226

Field Goals Attempted - SEASON

Rk.	Player (Year)	FGA
1.	Randolph Keys (1986-87)	525
2.	Wendell Ladner (1967-68)	503
3.	Bob Kinney (1956-57)	501
4.	Mike Coleman (1974-75)	492
5.	Bernard Haslett (1993-94)	481
6.	Wendell Ladner (1969-70)	473
7.	Gary Flowers (2010-11)	460
8.	Rich Corsetto (1970-71)	458
9.	Randolph Keys (1987-88)	455
	Jerome Arnold (1978-79)	455

Field Goals Made - CAREER

Rk.	Player (Years)	FGM
1.	Tom Bishop (1949-53)	828
2.	Nick Revon (1950-54)	799
3.	Clarence Weatherspoon (1988-92)	798
4.	Randolph Keys (1984-88)	694
5.	Joe Dawson (1978-82)	675
6.	Wendell Ladner (1967-70)	650
7.	Curtis Green (1980-84)	635
8.	Glen Whisby (1991-95)	632

9.	Darrin Chancellor (1987-91)	629
10.	Gary Hannan (1963-67)	623

Field Goals Attempted - CAREER

Rk.	Player (Years)	FGA
1.	Randolph Keys (1984-88)	1,458
2.	Glen Whisby (1991-95)	1,430
3.	Wendell Ladner (1967-70)	1,410
4.	Gary Hannan (1963-67)	1,392
5.	Clarence Weatherspoon (1988-92)	1,386
6.	Curtis Green (1980-84)	1,339
7.	R.L. Horton (2007-11)	1,316
8.	Bernard Haslett (1990-94)	1,300
9.	Casey Fisher (1984-88)	1,292
10.	Damien Smith (1993-97)	1,259

Field Goal Percentage - Game

Rk.	Player (Opponent – Date)*	Pct.
1.	M. Crowell (UL-Lafayette – 01/20/90)	1.000
2.	B. Miller (UL-Lafayette – 02/13/62)	.923
3.	D. Boardingham (Dillard – 01/03/13)	.909*
	C.Weatherspoon (Florida State – 01/06/90)	.909
	K. Siler (Cincinnati – 02/24/86)	.909

Field Goal Percentage - Season

Rk.	Player (Year)	Pct.
1.	Vandarel Jones (2000-01)	.617
2.	Joe Dawson (1979-80)	.615
3.	Clarence Weatherspoon (1989-90)	.605
4.	Michael Craig (2013-14)	.599
5.	Clarence Weatherspoon (1990-91)	.589
6.	Michael Craig (2012-13)	.583
	Joe Dawson (1981-82)	.583
8.	James Williams (1982-83)	.579
	John Vitrano (1967-68)	.579
10.	Daveon Boardingham (2013-14)	.578*
	Joe Dawson (1980-81)	.578
	John Vitrano (1968-69)	.578

Field Goal Percentage - Career

Rk.	Player (Years)	Pct.
1.	Vandarel Jones (1997-01)	.651
2.	Joe Dawson (1978-82)	.584
3.	Clarence Weatherspoon (1988-92)	.576
4.	Daveon Boardingham (2012-14)	.575*
5.	John Vitrano (1967-70)	.566
6.	Daron Jenkins (1989-91)	.530
7.	Berlin Ladner (1965-68)	.523
8.	Derrek Hamilton (1984-88)	.518
9.	Ronnie Malone (1973-74)	.517
10.	Darrin Chancellor (1987-91)	.516

* – Minimum of 10 made



Individual Records

3-Point Field Goals

3-Pt. Field Goals Made - GAME

Rk.	Player (Opponent – Date)	3FGM
1.	B. Haslett (Memphis – 02/10/93)	10
2.	C. Carter (William Carey – 12/22/03)	9
3.	L. Page (Colorado State – 11/19/11)	8
	B. Haslett (Old Dominion – 03/01/93)	8
	T. Cameron (Louisville – 01/21/93)	8
6.	N. Watson (East Carolina – 02/02/13)	7
	J. Floyd (Florida Tech – 12/10/94)	7
	B. Haslett (South Alabama – 01/11/94)	7
	B. Haslett (Louisville – 01/21/93)	7
	B. Haslett (Chattanooga – 12/19/92)	7
	B. Haslett (Louisiana-Lafayette – 01/30/91)	7
	C. Fisher (Memphis – 01/21/88)	7

3-Pt. Field Goals Attempted - GAME

Rk.	Player (Opponent – Date)	3FGA
1.	B. Haslett (Old Dominion – 03/01/93)	20
2.	B. Haslett (Charlotte – 03/12/93)	17
3.	J. Floyd (Florida Tech – 12/10/94)	16
	T. Cameron (Louisville – 01/21/93)	16
5.	N. Reed (UAB – 02/20/99)	15
	B. Haslett (Memphis – 02/10/93)	15
	B. Haslett (Louisville – 01/21/93)	15
	J. White (Virginia Tech – 02/06/88)	15
9.	D. Wall (Houston – 03/01/00)	14
	B. Haslett (Clemson – 03/17/94)	14
	B. Haslett (Tulane – 02/19/94)	14
	B. Haslett (Chattanooga – 01/02/94)	14
	B. Haslett (Tennessee Tech – 12/22/92)	14
	B. Haslett (Chattanooga – 12/19/92)	14

3-Pt. Field Goals Made - SEASON

Rk.	Player (Year)	3FGM
1.	Bernard Haslett (1993-94)	112
2.	Bernard Haslett (1992-93)	109
3.	Casey Fisher (1986-87)	100
4.	Casey Fisher (1987-88)	94
5.	Jimmie Floyd (1997-98)	80
6.	David Wall (1999-00)	78
7.	LaShay Page (2011-12)	75
8.	Jerrold Brooks (2012-13)	74*
9.	Neil Watson (2013-14)	68
10.	Neil Reed (1998-99)	67

3-Pt. Field Goals Attempted - SEASON

Rk.	Player (Year)	3FGA
1.	Bernard Haslett (1993-94)	285
2.	Bernard Haslett (1992-93)	271
3.	Casey Fisher (1986-87)	227
4.	LaShay Page (2011-12)	213
	David Wall (1999-00)	213
6.	Jerrold Brooks (2012-13)	205*
7.	Casey Fisher (1987-88)	203
8.	Jimmie Floyd (1997-98)	201
9.	Neil Reed (1998-99)	188
10.	Jerrold Brooks (2013-14)	187*

3-Pt. Field Goals Made - CAREER

Rk.	Player (Years)	3FGM
1.	Bernard Haslett (1990-94)	316
2.	Casey Fisher (1984-88)	194
3.	Neil Watson (2011-14)	164
4.	Jimmie Floyd (1994-98)	143
5.	David Wall (1999-01)	139
6.	Craig Craft (2005-09)	138
7.	Jerrold Brooks (2012-14)	136*
8.	R.L. Horton (2007-11)	121
9.	Jeremy Wise (2006-09)	120
10.	David Haywood (2001-05)	119

3-Pt. Field Goals Attempted - CAREER

Rk.	Player (Years)	3FGA
1.	Bernard Haslett (1990-94)	810
2.	Casey Fisher (1984-88)	430
3.	Neil Watson (2011-14)	415
4.	Jimmie Floyd (1994-98)	408
5.	Jerrold Brooks (2012-14)	392*
6.	Craig Craft (2005-09)	384
7.	Jeremy Wise (2006-09)	383
8.	R.L. Horton (2007-11)	372
9.	David Wall (1999-01)	366
10.	Kelly McCarty (1994-98)	353

3-Pt. Field Goal Percentage - Game

Rk.	Player (Opponent – Date)*	Pct.
1.	N. Watson (East Carolina – 03/02/13)	1.000
2.	B. Haslett (UL-Lafayette – 01/30/91)	.875
3.	N. Watson (Old Dominion – 01/23/14)	.857
	D. Dale (Louisiana-Lafayette – 12/03/91)	.857
5.	D. Haywood (Arkansas State – 12/13/03)	.750
	P. Meneses (USF – 03/02/02)	.750

3-Pt. Field Goal Percentage - Season

Rk.	Player (Year)	Pct.
1.	Casey Fisher (1987-88)	.463
2.	David Haywood (2002-03)	.452
3.	Neil Watson (2012-13)	.442
4.	Casey Fisher (1986-87)	.441
5.	Bernard Haslett (1990-91)	.437
6.	Kourtlin Jackson (2015-16)	.434
7.	Darrin Chancellor (1988-89)	.427
8.	Darrin Chancellor (1990-91)	.421
9.	David Haywood (2003-04)	.417
10.	Dwayne Davis (2012-13)	.413
	John White (1986-87)	.413

3-Pt. Field Goal Percentage - Career

Rk.	Player (Years)	Pct.
1.	Casey Fisher (1984-88)	.451
2.	Dwayne Davis (2012-13)	.413
3.	David Haywood (2001-05)	.406
	John White (1984-88)	.406
5.	Darrin Chancellor (1987-91)	.403
6.	Neil Watson (2011-14)	.395
7.	Russell Johnson (1989-91)	.394
8.	Aaron Brown (2013-14)	.391
9.	Bernard Haslett (1990-94)	.390
10.	David Wall (1999-01)	.380

* – Minimum of 5 made

Free Throws

Free Throws Made - GAME

Rk.	Player (Opponent – Date)	FT
1.	J. Wise (McNeese State – 12/18/08)	19
2.	S. Stone (East Carolina – 01/24/07)	17
	N. Revon (North Texas – 01/07/54)	17
4.	M. Bolden (Loyola (N.O.) – 11/17/09)	16
5.	J. White (Virginia Tech – 02/06/88)	15
6.	K. Jackson (at Marshall – 03/05/16)	14
	S. Stone (UTEP – 01/31/07)	14
	C. Gaines (Jackson State – 11/25/02)	14
	D. Smith (Ole Miss – 12/19/95)	14
	D. Chancellor (Virginia Tech – 01/21/91)	14
	J. Vitrano (West Florida – 12/28/68)	14
	B. Garrison (Centenary – 01/11/55)	14

Free Throws Attempted - GAME

Rk.	Player (Opponent – Date)	FTA
1.	N. Revon (North Texas – 01/07/54)	24
2.	S. Stone (East Carolina – 01/24/07)	20
	B. Garrison (Centenary – 01/11/55)	20
4.	J. Wise (McNeese State – 12/18/08)	19
	C. Gaines (Jackson State – 11/25/02)	19
	J. White (Virginia Tech – 02/06/88)	19
7.	B. Ladner (ULM – 12/01/67)	18
	D. Smith (Ole Miss – 12/19/95)	18
9.	M. Bolden (Loyola (N.O.) – 11/17/09)	17
	D. Thornsberry (Chattanooga – 02/07/72)	17
	R. Malone (South Alabama – 01/02/74)	17
	R. Malone (Georgia State – 12/01/73)	17

Free Throws Made - SEASON

Rk.	Player (Year)	FT
1.	Nick Revon (1953-54)	205
2.	Jeremy Wise (2007-08)	198
3.	Jeremy Wise (2008-09)	177
4.	Sai'Quon Stone (2006-07)	162
5.	Clarence Weatherspoon (1989-90)	159
6.	Neil Watson (2011-12)	156
7.	Nick Revon (1951-52)	147
8.	Ronnie Malone (1973-74)	141
9.	Charles Gaines (2002-03)	137
10.	Jeremy Wise (2006-07)	136
	Charles Gaines (2003-04)	136

Free Throws Attempted - SEASON

Rk.	Player (Year)	FTA
11.	Nick Revon (1953-54)	267
2.	Ronnie Malone (1973-74)	250
3.	Jeremy Wise (2007-08)	242
4.	Clarence Weatherspoon (1989-90)	234
5.	Sai'Quon Stone (2006-07)	230
6.	Jeremy Wise (2008-09)	216
7.	Charles Gaines (2002-03)	207
8.	Clarence Weatherspoon (1991-92)	194
9.	Berlin Ladner (1967-68)	193
10.	Charles Gaines (2003-04)	187

Free Throws Made - CAREER

Rk.	Player (Years)	FT
1.	Nick Revon (1950-54)	538
2.	Jeremy Wise (2006-09)	511
3.	Clarence Weatherspoon (1988-92)	502
4.	Sai'Quon Stone (2006-11)	466
5.	Roy Danforth (1958-62)	368
6.	Joe Dawson (1978-82)	345
7.	John Vitrano (1967-70)	339
8.	Vandarel Jones (1997-01)	337
9.	Neil Watson (2011-14)	335
10.	Glen Whisby (1991-95)	334

Free Throws Attempted - CAREER

Rk.	Player (Years)	FTA
11.	Clarence Weatherspoon (1988-92)	745
2.	Nick Revon (1950-54)	706
3.	Sai'Quon Stone (2006-11)	656
4.	Jeremy Wise (2006-09)	621
5.	Glen Whisby (1991-95)	597
6.	Vandarel Jones (1997-01)	565
7.	Roy Danforth (1958-62)	488
8.	Gary Hannan (1963-67)	480
9.	Joe Dawson (1978-82)	472
10.	R.L. Horton (2007-11)	469

Free Throw Percentage - Game

Rk.	Player (Opponent – Date)*	Pct.
1.	Several tied at	1.000
	Last: K. Price (vs. UTEP – 01/28/16)	

Free Throw Percentage - Season

Rk.	Player (Year)	Pct.
1.	Neil Watson (2013-14)	.918
2.	Jimmie Floyd (1997-98)	.874
3.	Jasper Johnson (2004-05)	.867
	Glenn Masson (1973-74)	.867
5.	Jasper Johnson (2002-03)	.862
6.	Greg Prater (1974-75)	.860
	Stan Hines (1962-63)	.860
8.	John Migliazzo (1959-60)	.848
9.	Sai'Quon Stone (2010-11)	.846
10.	Neil Reed (1998-99)	.845

Free Throw Percentage - Career

Rk.	Player (Years)	Pct.
1.	Neil Watson (2011-14)	.852
2.	Neil Reed (1998-99)	.845
3.	Jimmie Floyd (1994-98)	.826
4.	Jeremy Wise (2006-09)	.823
5.	Jasper Johnson (2002-05)	.805
6.	John Migliazzo (1957-60)	.803
7.	Glenn Masson (1972-75)	.788
8.	Steve Greene (1972-74)	.776
9.	Mel Cauthen (1997-01)	.774
10.	Jarekus Singleton (2003-06)	.773

* – Minimum of 10 made



Individual Records

Assists

GAME

Rk.	Player (Opponent - Date)	Ast
1.	N. Watson (Dillard - 01/03/13)	17
2.	C. Fisher (Oregon Tech - 12/18/85)	16
3.	K. Siler (Florida State - 01/18/86)	14
	S. Greene (Louisiana-Lafayette - 12/16/72)	14
5.	T. Cameron (Old Dominion - 03/01/93)	13
	C. Martin (Virginia Tech - 01/07/93)	13
	D. Dale (USF - 03/04/92)	13
	C. Fisher (Virginia Tech - 01/16/88)	13
	C. Fisher (Samford - 12/29/86)	13
	S. Fields (UNC-Asheville - 01/28/78)	13

SEASON

Rk.	Player (Year)	Ast
1.	Dallas Dale (1991-92)	222
2.	Casey Fisher (1986-87)	200
3.	Steve Greene (1973-74)	182
4.	Russell Johnson (1989-90)	180
5.	Neil Watson (2012-13)	177
6.	Randy Pettus (1987-88)	154
7.	Neil Watson (2011-12)	151
	Casey Fisher (1987-88)	151
9.	Jeremy Wise (2008-09)	150
10.	Casey Fisher (1985-86)	148

CAREER

Rk.	Player (Years)	Ast
1.	Casey Fisher (1994-98)	612
2.	Neil Watson (2011-14)	473
3.	Dante Stiggers (2001-05)	406
4.	Mel Cauthen (1997-01)	399
5.	Curtis Green (1980-84)	386
6.	Jeremy Wise (2006-09)	381
7.	Randy Pettus (1986-89)	379
8.	Kenny Smith (1976-80)	375
9.	Damien Smith (1993-97)	341
10.	Kenny Siler (1983-87)	333

Assists Per Game - Season

Rk.	Player (Year)	APG
1.	Dallas Dale (1991-92)	7.66
2.	Steve Greene (1973-74)	7.00
3.	Casey Fisher (1986-87)	5.88
4.	Russell Johnson (1989-90)	5.63
5.	Randy Pettus (1987-88)	5.13

Assists Per Game - Career

Rk.	Player (Years)	APG
1.	Casey Fisher (1984-88)	5.05
2.	Russell Johnson (1989-91)	4.91
3.	Neil Watson (2011-14)	4.46
4.	Randy Pettus (1986-89)	4.21
5.	Carey Martin (1992-94)	4.19

Steals

GAME

Rk.	Player (Opponent - Date)	Stl
1.	N. Watson (William Carey - 12/31/12)	8
	E. Eason (Pomona-Pitzer - 11/30/81)	8
3.	J. Forte (Tulane - 03/01/06)	7
	D. Stiggers (Alcorn State - 12/11/04)	7
	C. Green (Florida State - 01/29/83)	7
	E. Eason (Missouri-St. Louis - 11/28/81)	7
7.	Several tied at	6
	Last: N. Watson (East Carolina - 03/08/12)	

SEASON

Rk.	Player (Year)	Stl
1.	Neil Watson (2012-13)	64
2.	Casey Fisher (1985-86)	59
3.	Curtis Green (1982-83)	58
	Kenny Smith (1979-80)	58
5.	Neil Watson (2013-14)	57
6.	Edgar Eason (1980-81)	54
7.	Earl Flowers (1999-00)	53
	Kenny Smith (1978-79)	53
9.	Kenny Siler (1985-86)	52
	Curtis Green (1981-82)	52

CAREER

Rk.	Player (Years)	Stl
1.	Curtis Green (1980-84)	193
2.	Casey Fisher (1984-88)	183
3.	Neil Watson (2011-14)	160
4.	Clarence Weatherspoon (1988-92)	155
5.	Dante Stiggers (2001-05)	149
6.	Derrek Hamilton (1984-88)	147
7.	John White (1984-88)	146
8.	Courtney Beasley (2005-09)	141
	Damien Smith (1993-97)	141
10.	Kenny Siler (1983-87)	136

Steals Per Game - Season

Rk.	Player (Year)	SPG
1.	Kenny Smith (1979-80)	2.15
2.	Edgar Eason (1980-81)	2.08
3.	Curtis Green (1982-83)	2.07
4.	Casey Fisher (1985-86)	2.03
5.	Curtis Green (1981-82)	2.00

Steals Per Game - Career

Rk.	Player (Years)	SPG
1.	Earl Flowers (1998-00)	1.78
2.	Curtis Green (1980-84)	1.77
3.	Edgar Eason (1980-82)	1.70
4.	Neil Watson (2011-14)	1.51
	Casey Fisher (1984-88)	1.51

Blocks

GAME

Rk.	Player (Opponent - Date)	Blk
1.	D. Jenkins (Auburn - 12/19/89)	10
	R. Jackson (Mercer - 01/26/80)	10
3.	G. Whisby (Louisville - 02/29/92)	9
4.	G. Bain (Belhaven - 11/12/07)	8
	V. Jones (USF - 03/03/01)	8
	C. Booker (New Orleans - 11/30/99)	8
	C. Weatherspoon (USF - 03/13/92)	8
	C. Weatherspoon (South Alabama - 11/27/91)	8
9.	G. Flowers (New Orleans - 12/21/09)	7
	G. Whisby (Virginia Tech - 01/07/93)	7
	D. Jenkins (New Orleans - 01/22/90)	7
	D. Jenkins (Northwestern State - 01/03/90)	7

SEASON

Rk.	Player (Year)	Blk
1.	Daron Jenkins (1989-90)	86
2.	Clarence Weatherspoon (1991-92)	78
3.	Vandarel Jones (2000-01)	77
4.	Carlos Booker (1999-00)	73
5.	Glen Whisby (1994-95)	67
6.	Glen Whisby (1992-93)	61
7.	Gary Flowers (2009-10)	60
	Clarence Weatherspoon (1990-91)	60
	Ronald Jackson (1979-80)	60
10.	Carlos Booker (1998-99)	58

CAREER

Rk.	Player (Years)	Blk
1.	Clarence Weatherspoon (1988-92)	227
2.	Glen Whisby (1991-95)	222
3.	Vandarel Jones (1997-01)	175
4.	Carlos Booker (1998-00)	131
5.	Kelly McCarty (1994-98)	127
6.	Daron Jenkins (1989-91)	121
7.	Gary Flowers (2009-11)	104
8.	Ronald Jackson (1979-82)	102
9.	Gijo Bain (2006-08)	100
10.	Willie Brown (1985-89)	92

Blocks Per Game - Season

Rk.	Player (Year)	BPG
1.	Clarence Weatherspoon (1991-92)	2.69
	Daron Jenkins (1989-90)	2.69
3.	Carlos Booker (1999-00)	2.52
4.	Vandarel Jones (2000-01)	2.48
5.	Glen Whisby (1992-93)	2.26

Blocks Per Game - Career

Rk.	Player (Years)	BPG
1.	Carlos Booker (1998-00)	2.30
2.	Daron Jenkins (1989-91)	1.98
3.	Clarence Weatherspoon (1988-92)	1.94
4.	Glen Whisby (1991-95)	1.91
5.	Ronald Jackson (1979-82)	1.89

Games

Games Played - SEASON

Rk.	Player (Opponent - Date)	GP
1.	Jerrold Brooks (2012-13)	37*
	Norville Carey (2012-13)	37
	Rashard McGill (2012-13)	37
	Jonathan Mills (2012-13)	37
	Jack Gallagher (1951-52)	37
	John O'Keefe (1951-52)	37
	Nick Revon (1951-52)	37
8.	Several tied at	36

Games Played - CAREER

Rk.	Player (Year)	GP
1.	Sai'Quon Stone (2006-11)	137
2.	R.L. Horton (2007-11)	131
	Jack Gallagher (1949-53)	131
4.	Courtney Beasley (2005-09)	127
5.	Billy Allgood (1949-53)	126
6.	Mel Cauthen (1997-01)	123
7.	Craig Craft (2005-09)	122
	Nick Revon (1950-54)	122
	Tom Bishop (1949-53)	122
10.	Casey Fisher (1984-88)	121
	Randolph Keys (1984-88)	121

Games Started - SEASON

Rk.	Player (Opponent - Date)	GP
1.	Jonathan Mills (2012-13)	36
2.	Neil Watson (2013-14)	35
	Jerrold Brooks (2013-14)	35*
4.	Maurice Bolden (2011-12)	34
	Angelo Johnson (2011-12)	34
	Angelo Johnson (2009-10)	34
	Randolph Keys (1986-87)	34
	Kenny Siler (1986-87)	34
9.	Jeremy Wise (2007-08)	33
	Kelly McCarty (1997-98)	33
	Derrek Hamilton (1986-87)	33

Games Started - CAREER

Rk.	Player (Year)	GP
1.	R.L. Horton (2007-11)	125
2.	Courtney Beasley (2005-09)	119
3.	Clarence Weatherspoon (1988-92)	115
4.	Glen Whisby (1991-95)	111
5.	Kelly McCarty (1994-98)	108
6.	Randolph Keys (1984-88)	107
7.	Joe Dawson (1978-82)	105
8.	Casey Fisher (1984-88)	102
9.	Mel Cauthen (1997-01)	101
10.	Kenny Siler (1983-87)	100



The Last Time

Southern Miss Individual

Scored 25 Points: Kourtlin Jackson (40) at Marshall, 03/05/16
Scored 30 Points: Kourtlin Jackson (40) at Marshall, 03/05/16
Scored 35 Points: Kourtlin Jackson (40) at Marshall, 03/05/16
Scored 40 Points: Kourtlin Jackson (40) at Marshall, 03/05/16
Scored 45 Points: Berlin Ladner (45) vs. Samford, 02/21/68
Two Players Score 20 Points: Chip Armelin (24), Matt Bingaya (22) vs. FIU, 02/12/15
Three Players Score 20 Points: Bernard Haslett (21), Herman Myers (21), Glen Whisby (20) at ULM, 01/12/93
Four Players Score 20 Points: Russell Johnson (28), Marcus Crowell (21), Daron Jenkins (20), Clarence Weatherspoon (20) vs. Louisiana-Lafayette, 01/02/90
Two Players Score 25 Points: Jeremy Wise (28), Courtney Beasley (26) vs. UAB, 03/12/09
20 Points in Consecutive Games: Kourtlin Jackson (31) vs. Rice, 02/25/16; (27) vs. North Texas, 02/27/16
20 Points in Three Straight Games: Chip Armelin (22) vs. WKU, 01/31/15; (21) at Middle Tennessee, 02/05/15; (26) at UAB, 02/07/15; (24) vs. FIU, 02/12/15
20 Points in Four Straight Games: Chip Armelin (22) vs. WKU, 01/31/15; (21) at Middle Tennessee, 02/05/15; (26) at UAB, 02/07/15; (24) vs. FIU, 02/12/15
30 Points in Consecutive Games: Dwayne Davis (35) at Marshall, 03/05/13; (34) vs. UCF, 03/09/13
Five Players Score Double-Figures: Matt Bingaya (15), Chip Armelin (14), Rasham Suarez (13), Shadel Millinghaus (11), Norville Carey (10) vs. North Dakota State, 12/03/14*
Six Players Score Double-Figures: Chip Armelin (16), Matt Bingaya (16), Neil Watson (14), Michael Craig (12), Daveon Boardingham (11), Aaron Brown (10) vs. William Carey, 11/24/13*
Double-Double: Khari Price (14 points, 12 assists) vs. UAB, 02/11/16
Triple-Double: Ronald Jackson (12 points, 10 rebounds, 10 blocks) vs. Mercer, 01/26/80
Double-Double with Points and Assists: Khari Price (14 points, 12 assists) vs. UAB, 02/11/16
Double-Double with Points and Blocks: Daron Jenkins (13 points, 10 blocks) at Auburn, 12/29/89
20-10 Game: Khari Price (20 points, 10 rebounds) vs. Georgia State, 12/19/15
30-10 Game: Gary Flowers (32 points, 11 rebounds) vs. East Carolina, 02/19/11
Double-Double in Consecutive Games: Norville Carey (18 points, 12 rebounds) at North Texas, 01/24/15; (11 points, 10 rebounds) vs. Marshall, 01/29/15
Double-Double in Three Straight Games: Michael Craig (10 points, 10 rebounds) vs. UALR, 12/21/13; (14 points, 11 rebounds) at Rhodell Island, 12/28/13; (10 points, 11 rebounds) vs. Drexel, 01/03/14
Double-Double in Four Straight Games: Gary Flowers (18 points, 11 rebounds) at South Alabama, 12/12/09; (14 points, 11 rebounds) vs. Louisiana-Lafayette, 12/15/09; (11 points, 11 rebounds) vs. New Orleans, 12/21/09; (16 points, 11 rebounds) vs. Canisius, 12/22/09; (20 points, 12 rebounds) vs. North Florida, 12/23/09
Double-Double in Five Straight Games: Gary Flowers (18 points, 11 rebounds) at South Alabama, 12/12/09; (14 points, 11 rebounds) vs. Louisiana-Lafayette, 12/15/09; (11 points, 11 rebounds) vs. New Orleans, 12/21/09; (16 points, 11 rebounds) vs. Canisius, 12/22/09; (20 points, 12 rebounds) vs. North Florida, 12/23/09
Two Players with Double-Doubles: Darnell Dodson (16 points, 11 rebounds), Jonathan Mills (19 points, 10 rebounds) vs. Alcorn State, 12/29/11
Made 10 Field Goals: Kourtlin Jackson (10) at Marshall, 03/05/16
Made 15 Field Goals: Elvin Mims (15) vs. USF, 03/02/02
Attempted 20 Field Goals: Kourtlin Jackson (20) at Marshall, 03/05/16
Attempted 25 Field Goals: Greg Johnson (25) at USF, 01/14/03

Attempted 30 Field Goals: Jerome Arnold (30) vs. UMKC, 12/13/78
Attempted 35 Field Goals: Mike Coleman (35) vs. Roanoke, 01/27/75
Made 5 Three-Point Field Goals: Kourtlin Jackson (6) at Marshall, 03/05/16
Made 8 Three-Point Field Goals: LaShay Page (8) at Colorado State, 11/19/11
Made 10 Three-Point Field Goals: Bernard Haslett (10) at Memphis, 02/10/93
Attempted 10 Three-Point Field Goals: Quinton Campbell (10) at WKU, 03/03/16
Attempted 15 Three-Point Field Goals: Neil Reed (15) vs. UAB, 02/20/99
Attempted 20 Three-Point Field Goals: Bernard Haslett (20) vs. Old Dominion, 03/01/93
Made 10 Free Throws: Kourtlin Jackson (14) at Marshall, 03/05/16
Made 12 Free Throws: Kourtlin Jackson (14) at Marshall, 03/05/16
Made 15 Free Throws: Maurice Bolden (16) vs. Loyola (N.O.), 11/17/09
Made 10 Consecutive Free Throws: Kourtlin Jackson (22) - 02/27 - 03/05/16
Cortez Edwards (11) - 11/17/15 - 03/05/16
Made 20 Consecutive Free Throws: Kourtlin Jackson (22) - 02/27 - 03/05/16
Made 30 Consecutive Free Throws: Neil Watson (51) - 12/21/13-2/7/14
Attempted 10 Free Throws: Quinton Campbell (10) at Marshall, 03/05/16
Kourtlin Jackson (16), at Marshall 03/05/16
Attempted 15 Free Throws: Kourtlin Jackson (16), at Marshall 03/05/16
Attempted 20 Free Throws: Sai'Quon Stone (20) vs. East Carolina, 01/24/07
10 Rebounds: Khari Price (10) vs. Georgia State, 12/19/15
15 Rebounds: Jonathan Mills (15) vs. BYU, 03/27/13
20 Rebounds: Joe Dawson (20) vs. Missouri Western, 11/29/78
25 Rebounds: Mike Coleman (26) vs. Wisconsin-Milwaukee, 02/13/75
30 Rebounds: Wendell Ladner (32) vs. Pan American, 02/09/70
8 Assists: Khari Price (8) vs. North Texas, 02/27/16
10 Assists: Khari Price (12) vs. UAB, 02/11/16
15 Assists: Neil Watson (17) vs. Dillard, 01/03/13
5 Blocks: Gary Flowers (7) vs. New Orleans, 12/21/09
8 Blocks: Gijio Bain (8) vs. Belhaven, 11/12/07
10 Blocks: Daron Jenkins (10) vs. Auburn, 12/29/89
5 Steals: Kourtlin Jackson (5) at UTSA, 02/20/16
8 Steals: Neil Watson (8) vs. William Carey, 12/31/12
10 Turnovers: Jeremy Wise (10) at Houston, 02/27/08
Played Every Minute: Chip Armelin (40) at Old Dominion, 02/19/15
Played 40 Minutes or More: Kourtlin Jackson (41) vs. Rice, 02/25/16

Southern Miss Team

Scored 90 Points: 106 (L, 106-108 OT) at Marshall, 03/05/16
Scored 90 Points (C-USA): 106 (L, 106-108 OT) at Marshall, 03/05/16
Scored 100 Points: 106 (L, 106-108 OT) at Marshall, 03/05/16
Scored 110 Points: 135 (W, 135-41) vs. Dillard, 01/3/13
Scored 120 Points: 135 (W, 135-41) vs. Dillard, 01/3/13
Scored 130 Points: 135 (W, 135-41) vs. Dillard, 01/3/13
Scored Less Than 40 Points: 35 at Arkansas, 11/30/05
Scored Less Than 50 Points: 40 at Tulane, 12/22/15
Allowed 90 Points: 106 (L, 106-108 OT) at Marshall, 03/05/16
Allowed 100 Points: 106 (L, 106-108 OT) at Marshall, 03/05/16
Allowed Less than 50 Points: 49 (W, 60-49) at Florida Atlantic, 03/02/14
Game Decided by One Point: L, 61-62 vs. Middle Tennessee, 01/15/15
Made 45 Field Goals: 51 vs. Dillard, 01/3/13
Made 50 Field Goals: 51 vs. Dillard, 01/3/13
Fewer than 15 Field Goals: 12 at Morehead State (11/28/15)
Fewer than 20 Field Goals: 18 at UTSA (02/20/16)
Attempted 100 Field Goals: 101 at Virginia Tech, 02/06/88

Attempted fewer than 50 Field Goals: 48 at WKU, 03/03/16
Shot 50% from the Floor: .526 (30-57) at Marshall, 03/05/16
Shot 60% from the Floor: .628 (27-43) vs. Louisiana Tech, 01/03/15
Shot 65% from the Floor: .696 (32-46) at Rice, 01/09/13
Shot less than 25% from the Floor: .233 (14-60) vs. Cincinnati, 01/24/04
Made 10 Three-Point Field Goals: 15 at Marshall, 03/05/16
Made 15 Three-Point Field Goals: 15 at Marshall, 03/05/16
Was held without a Three-Point Field Goal: 0-7 vs. Tulane, 03/10/10
Shot 50% from Three-Point: .500 (15-30) at Marshall, 03/05/16
Shot 60% from Three-Point: .650 (13-20) vs. East Carolina, 03/02/13
Shot less than 20% from Three-Point: .133 (2-15) at Florida Atlantic, 01/14/16
Shot 80% from the Free Throw Line: .889 (8-9) at UTEP, 02/18/16
Shot 90% from the Free Throw Line: .909 (10-11) vs. Louisiana Tech, 03/25/13
15 Assists: 17 at Marshall, 03/05/16
50 Rebounds: 52 vs. Drexel, 01/03/14
55 Rebounds: 56 vs. Alcorn State, 12/29/11
60 Rebounds: 61 vs. Blue Mountain, 11/29/07
65 Rebounds: 66 vs. Illinois College, 01/15/80
Fewer than 20 Rebounds: 19 at Cincinnati, 02/16/05
Fewer than 25 Rebounds: 20 at WKU, 03/03/16
Fewer than 30 Rebounds: 20 at WKU, 03/03/16
30+ Rebound Margin: 35 (52-17) vs. Dillard, 01/03/13
15 Assists: 17 at Marshall, 03/05/16
20 Assists: 21 vs. UTSA, 03/26/15
30 Assists: 40 vs. Dillard, 01/03/13
10 Steals: 12 vs. North Texas, 02/27/16
8 Blocks: 8 vs. Louisiana Tech, 12/10/11
10 Blocks: 10 vs. Dillard, 12/23/09

Opponent Individual

Scored 55 Points: 57 by Johnny Neumann, Ole Miss, 12/15/70
Scored 50 Points: 52 by Robert McKiver, Houston, 02/27/08
Scored 40 Points: 52 by Robert McKiver, Houston, 02/27/08
Scored 20 Points and had 20 Rebounds: Lorenzen Wright (27 points, 20 rebounds), Memphis, 1/17/95
Two Players Score 30 Points: Bimbo Coles (51), Wally Lancaster (39), Virginia Tech, 02/06/88
Two Players Score 25 Points: Ricky Hickman (29), Ronnie Burrell (27), UNC- Greensboro, 12/03/04
Two Players Score 20 Points: Jon Elmore (35), James Kelly (24), Marshall, 03/05/16
Three Players Score 20 Points: Dwight Boatner (22), J.T. Williams (20), John Ford (20), McNeese State, 01/2/06
Three Players Score 25 Points: Pee Wee Barber (31), LaRue Davis (28), Randy Allen (28), Florida State, 02/28/87
Five Players Score in Double Figures: Jon Elmore (35), James Kelly (24), C.J. Burks (18), Ryan Taylor (12), Austin Loop (11), Marshall, 03/05/16
Six Players Score in Double Figures: Rick Jones (16), Antione Whelchel (16), Kelvin Brown (14), Cuthbert Victor (14), Adam Chiles (13), Shawn Witherspoon (12), Murray State, 11/29/03
Seven Players Score in Double Figures: Cornelius Holden (15), Everick Sullivan (16), Felton Spencer (12), Keith Williams (11), LaBradford Smith (10), Tony Kimbro (17), Jerome Harmon (20), Louisville, 01/29/90
Made 20 Field Goals: Dan Cramer (24), Denver, 02/04/74
Made 15 Field Goals: Robert McKiver (17), Houston, 02/27/08
Attempted 40 Field Goals: Johnny Neumann (39), Ole Miss, 12/15/70
Attempted 35 Field Goals: Dan Cramer (24), Denver, 02/04/74
Attempted 30 Field Goals: Bimbo Coles (30), Virginia Tech, 02/06/88
Attempted 25 Field Goals: Maurice Bell (26), ULM, 12/07/00
Made 15 Free Throws: Jon Elmore (15), Marshall, 03/05/16

Attempted 20 Free Throws: Dominic Smith (20), Houston, 01/23/02
Made 8 Three-Pointers: Akeem Richmond (8), East Carolina, 02/16/13
Attempted 15 Three-Pointers: Akeem Richmond (17), East Carolina, 01/25/14
Attempted 10 Three-Pointers: Aaron Cosby (13), WKU, 03/03/16
25 Rebounds: Robert Parish (33), Centenary, 01/27/73
20 Rebounds: Lorenzen Wright (20), Memphis, 01/17/95
15 Rebounds: Chad Posthumus (15), Morehead State, 12/04/13
15 Assists: Jermain Parker (15), Charlotte, 03/11/95
10 Assists: Kenneth Smith (10), Louisiana Tech, 03/14/14
10 Turnovers: DeAndre Kane (11), Marshall, 01/23/13
5 Blocks: D.J. Stephens (5), Memphis, 03/16/13
5 Steals: Marcus Evans (5), Rice, 02/06/16

Opponent Team

Scored 120 Points: 141 (L, 133-141 - 2ot), Virginia Tech, 02/06/88
Scored 100 Points: 108 (L, 106-108 - ot), Marshall, 03/05/16
Scored 40 Points or Less: 39 (W, 45-39), UTEP, 02/20/13
Shot Less than 30% From Floor: .296 (16-54), Florida Atlantic, 03/02/14
Shot Better than 65% From Floor: .698 (30-43), SMU, 01/22/11
Shot Better than 60% From Floor: .605 by UAB, 02/08/12
Shot Better than 55% From Floor: .551 (27-49), Marshall, 03/05/13
Held Without a Three-Pointer: 0, Tulane, 01/14/09
Made 1 Three-Pointer: 1, New Mexico State, 12/01/12
Made 10 Three-Pointers: 11, WKU, 03/03/16
Shot Better than 60% From Three-Point Range: .636 (14-22), UTSA, 02/20/16
Made 50 Field Goals: 50, Florida State, 01/06/90
Attempted 100 Field Goals: 100, Virginia Tech, 01/16/88
Made 20 Field Goals or Less: 18, FIU, 01/16/16
Attempted 50 Field Goals or Less: 49, UTSA, 02/20/16
Attempted 40 Field Goals or Less: 34, Tulane, 02/01/14
Made 35 Free Throws: 37, Tulsa, 03/05/11
60 Rebounds: 67, Charleston Southern, 02/06/78
55 Rebounds: 57, Charlotte, 02/09/95
20 Rebounds or Less: 19, Tulane, 02/01/14
30 Assists: 30, Memphis, 02/10/93

Miscellaneous

Played an Overtime Game: L, 106-108 at Marshall, 03/05/16
Played Two Overtimes: L, 77-80 vs. UAB, 02/11/16
Played Three Overtimes: W, 83-78 - 4ot vs. New Orleans, 12/03/05
Played Four Overtimes: W, 83-78 - 4ot vs. New Orleans, 12/03/05
Won in Overtime: W, 75-71 - ot at North Texas, 01/24/15
Lost in Overtime: L, 106-108 at Marshall, 03/05/16
Played a Ranked Opponent: L, 38-69 at #9 Louisville, 11/29/13
Beat a Ranked Opponent: W, 86-69 vs. #22 UCF, 01/15/11
Beat a Ranked Opponent at Home: W, 86-69 vs. #22 UCF, 01/15/11
Beat a Ranked Opponent on the Road: W, 63-54 at #15 Arkansas, 11/18/01
Beat a Ranked Opponent on a Neutral Court: W, 83-61 vs. #21 Marquette (Green Bay, Wisc.), 01/14/04
Had a Sellout at Reed Green Coliseum: vs. Memphis, 03/01/08



Class Records

Freshmen

Scoring

Rk.	Player (Year)	Pts
1.	Jeremy Wise (2006-07)	541
2.	Tom Bishop (1949-50)	404
3.	Clarence Weatherspoon (1988-89)	397
4.	R.L. Horton (2007-08)	394
5.	Joe Dawson (1978-79)	341
6.	Courtney Beasley (2005-06)	333
7.	Gary Hannan (1963-64)	331
8.	Kelly McCarty (1994-95)	330
9.	Bruce Miller (1961-62)	322
10.	Sai'Quon Stone (2006-07)	319

Field Goals Made

Rk.	Player (Year)	FGM
1.	Jeremy Wise (2006-07)	176
2.	Tom Bishop (1949-50)	168
3.	Clarence Weatherspoon (1988-89)	152
4.	Gary Hannan (1963-64)	140
5.	Joe Dawson (1978-79)	134
6.	R.L. Horton (2007-08)	132
7.	Kelly McCarty (1994-95)	128
8.	Courtney Beasley (2005-06)	126
9.	Bruce Miller (1961-62)	123
10.	Glen Whisby (1991-92)	120

Three-Point Field Goals Made

Rk.	Player (Year)	3FGM
1.	Jeremy Wise (2006-07)	53
2.	Bernard Haslett (1990-91)	52
3.	Kelly McCarty (1994-95)	50
4.	Jarvis Hill (2006-07)	39
5.	R.L. Horton (2007-08)	35
6.	Craig Craft (2005-06)	29
7.	Jasper Johnson (2002-03)	27
8.	Courtney Beasley (2005-06)	19
9.	Marcus Terrell (1999-00)	18
10.	Sam Jones (1992-93)	14

Free Throws Made

Rk.	Player (Year)	FTM
1.	Sai'Quon Stone (2006-07)	162
2.	Jeremy Wise (2006-07)	136
3.	R.L. Horton (2007-08)	95
4.	Clarence Weatherspoon (1988-89)	92
5.	D.J. Newbill (2010-11)	87
6.	Roy Danforth (1958-59)	77
7.	Bruce Miller (1961-62)	76
8.	Joe Dawson (1978-79)	73
9.	Eddie Maher (1962-63)	68
	Tom Bishop (1949-50)	68

Rebounds

Rk.	Player (Year)	Reb
1.	Bill Lundberg (1959-60)	305
2.	Clarence Weatherspoon (1988-89)	289
3.	Joe Dawson (1978-79)	280
4.	Gary Hannan (1963-64)	277
5.	Bruce Miller (1961-62)	202
6.	D.J. Newbill (2010-11)	199
7.	Glen Whisby (1991-92)	189
8.	Kelly McCarty (1994-95)	182
9.	Sai'Quon Stone (2006-07)	167
10.	Anthony Richards (1995-96)	152

Assists

Rk.	Player (Year)	Ast
1.	Mel Cauthen (1997-98)	125
2.	Casey Fisher (1984-85)	113
3.	Jeremy Wise (2006-07)	94
4.	Dante Stiggers (2001-02)	88
5.	R.L. Horton (2007-08)	65
6.	Courtney Beasley (2005-06)	63
7.	Curtis Green (1980-81)	58
8.	Damien Smith (1993-94)	51
9.	Steve Fields (1975-76)	50
10.	Kevin Holland (2014-15)	48
	Sai'Quon Stone (2006-07)	48

Blocked Shots

Rk.	Player (Year)	Blk
1.	Glen Whisby (1991-92)	53
2.	Clarence Weatherspoon (1988-89)	44
3.	Vandarel Jones (1997-98)	40
4.	Eddie Pope (1983-84)	30
5.	Willie Brown (1985-86)	22
6.	Kelly McCarty (1994-95)	20
7.	Anthony Richards (1995-96)	19
8.	Marcus Crowell (1988-89)	14
9.	Norville Carey (2012-13)	13
10.	Matt Bingaya (2013-14)	10
	Jurado Hinton (1985-86)	10
	Randolph Keys (1984-85)	10
	Willie Robinson (1978-79)	10

Steals

Rk.	Player (Year)	Stl
1.	Casey Fisher (1984-85)	44
2.	Courtney Beasley (2005-06)	42
3.	Dante Stiggers (2001-02)	38
4.	Sai'Quon Stone (2006-07)	36
	Edgar Eason (1980-81)	36
	Curtis Green (1980-81)	36
7.	Willie Brown (1985-86)	35
8.	Mel Cauthen (1997-98)	31
	Kelly McCarty (1994-95)	31
	Clarence Weatherspoon (1988-89)	31
	Joe Dawson (1978-79)	31

Sophomores

Scoring

Rk.	Player (Year)	Pts
1.	Nick Revon (1951-52)	629
2.	Jeremy Wise (2007-08)	617
3.	Tom Bishop (1950-51)	598
4.	Clarence Weatherspoon (1989-90)	569
5.	Darrin Chancellor (1988-89)	555
6.	Wendell Ladner (1967-68)	534
7.	Joe Dawson (1979-80)	491
8.	Danny Thornsberry (1971-72)	479
9.	Rich Corsetto (1968-69)	437
10.	Glen Whisby (1992-93)	433

Field Goals Made

Rk.	Player (Year)	FGM
1.	Tom Bishop (1950-51)	258
2.	Nick Revon (1951-52)	241
3.	Wendell Ladner (1967-68)	226
4.	Darrin Chancellor (1988-89)	211
5.	Joe Dawson (1979-80)	209
6.	Clarence Weatherspoon (1989-90)	205
7.	Danny Thornsberry (1971-72)	195
8.	Jeremy Wise (2007-08)	189
9.	Randolph Keys (1985-86)	184

Rich Corsetto (1968-69) 184

Three-Point Field Goals Made

Rk.	Player (Year)	3FGM
1.	Bernard Haslett (1991-92)	43
2.	Jeremy Wise (2007-08)	41
3.	Kelly McCarty (1995-96)	40
4.	Neil Watson (2011-12)	39
5.	David Haywood (2002-03)	38
6.	Angelo Johnson (2009-10)	36
7.	LaShay Page (2010-11)	33
8.	Darrin Chancellor (1988-89)	32
9.	Damien Smith (1994-95)	30
10.	Craig Craft (2006-07)	29

Free Throws Made

Rk.	Player (Year)	FTM
1.	Jeremy Wise (2007-08)	198
2.	Clarence Weatherspoon (1989-90)	159
3.	Neil Watson (2011-12)	156
4.	Nick Revon (1951-52)	147
5.	Sai'Quon Stone (2007-08)	114
6.	Jack Gallagher (1950-51)	102
7.	Angelo Johnson (2009-10)	101
	Darrin Chancellor (1988-89)	101
9.	Gary Hannan (1964-65)	98
10.	Robert Boothe (1955-56)	96

Rebounds

Rk.	Player (Year)	Reb
1.	Wendell Ladner (1967-68)	409
2.	Bob Kinney (1955-56)	404
3.	Clarence Weatherspoon (1989-90)	371
4.	Gary Hannan (1964-65)	331
5.	Bill Lundberg (1960-61)	303
6.	Joe Dawson (1979-80)	287
7.	Glen Whisby (1992-93)	279
8.	Robert Boothe (1955-56)	233
9.	Kelly McCarty (1995-96)	228
10.	Steve Campbell (1965-66)	227

Assists

Rk.	Player (Year)	Ast
1.	Neil Watson (2011-12)	151
2.	Casey Fisher (1985-86)	148
3.	Jeremy Wise (2007-08)	137
4.	Dante Stiggers (2002-03)	134
5.	Curtis Green (1981-82)	133
6.	Mel Pettus (1986-87)	101
7.	Mel Cauthen (1998-99)	97
	Kenny Siler (1984-85)	97
9.	Damien Smith (1994-95)	93
	Marcus Crowell (1989-90)	93

Blocked Shots

Rk.	Player (Year)	Blk
1.	Glen Whisby (1992-93)	61
2.	Clarence Weatherspoon (1989-90)	45
3.	Kelly McCarty (1995-96)	31
4.	Derrek Hamilton (1985-86)	30
5.	Randolph Keys (1985-86)	28
6.	Eddie Pope (1984-85)	22
7.	Anthony Richards (1996-97)	21
8.	Vandarel Jones (1998-99)	20
	Willie Brown (1986-87)	20
10.	Maurice Bolden (2009-10)	18

Steals

Rk.	Player (Year)	Stl
1.	Casey Fisher (1985-86)	59
2.	Edgar Eason (1981-82)	54
3.	Curtis Green (1981-82)	52
4.	Kelly McCarty (1995-96)	51
	Damien Smith (1994-95)	51
6.	Derrek Hamilton (1985-86)	47
7.	John White (1985-86)	42
8.	Willie Brown (1986-87)	40
9.	Neil Watson (2011-12)	39
	Jeremy Wise (2007-08)	39



Class Records

Juniors

Scoring

Rk.	Player (Year)	Pts
1.	Darrin Chancellor (1989-90)	570
2.	Wendell Ladner (1968-69)	560
3.	Randolph Keys (1986-87)	558
4.	Jeremy Wise (2008-09)	533
5.	Clarence Weatherspoon (1990-91)	517
6.	Nick Revon (1952-53)	511
7.	Gary Flowers (2009-10)	496
8.	David Wall (1999-00)	494
9.	Bernard Haslett (1992-93)	491
10.	Curtis Green (1982-83)	468

Field Goals Made

Rk.	Player (Year)	FGM
1.	Randolph Keys (1986-87)	243
2.	Wendell Ladner (1968-69)	231
3.	Darrin Chancellor (1989-90)	218
4.	Gary Flowers (2009-10)	203
5.	Curtis Green (1982-83)	199
	Tom Bishop (1951-52)	199
7.	Clarence Weatherspoon (1990-91)	195
8.	Derrek Hamilton (1986-87)	194
9.	Bob Kinney (1956-57)	193

10. Nick Revon (1952-53) 190

Three-Point Field Goals Made

Rk.	Player (Year)	3FGM
1.	Bernard Haslett (1992-93)	109
2.	Casey Fisher (1986-87)	100
3.	David Wall (1999-00)	78
4.	LaShay Page (2011-12)	75
5.	Jerrold Brooks (2012-13)	74*
6.	Neil Watson (2012-13)	57
7.	Rashaad Carruth (2004-05)	49
8.	John White (1986-87)	45
9.	Aaron Brown (2013-14)	43
	Elvin Mims (2000-01)	43

Free Throws Made

Rk.	Player (Year)	FTM
1.	Jeremy Wise (2008-09)	177
2.	Charles Gaines (2002-03)	137
3.	Jackie Laird (1962-63)	132
4.	Nick Revon (1952-53)	131
5.	Roy Danforth (1960-61)	130
6.	Clarence Weatherspoon (1990-91)	120
7.	John Vitrano (1968-69)	118
8.	Russell Johnson (1989-90)	111
9.	Darrin Chancellor (1989-90)	110
10.	Aaron Brown (2013-14)	109

Rebounds

Rk.	Player (Year)	Reb
1.	Wendell Ladner (1968-69)	411
2.	Bob Kinney (1956-57)	392
3.	Clarence Weatherspoon (1990-91)	352
4.	Ben Gantt (1960-61)	315
5.	Gary Hannan (1965-66)	281
6.	Charles Gaines (2002-03)	278
7.	Joe Dawson (1980-81)	277
8.	Daron Jenkins (1989-90)	276
9.	Gary Flowers (2009-10)	273
10.	Randolph Keys (1986-87)	266

Assists

Rk.	Player (Year)	Ast
1.	Casey Fisher (1986-87)	200
2.	Russell Johnson (1989-90)	180
3.	Neil Watson (2012-13)	177
4.	Randy Pettus (1987-88)	154
5.	Jeremy Wise (2008-09)	150
6.	Kenny Smith (1978-79)	136
7.	Angelo Johnson (2010-11)	132
8.	Carey Martin (1992-93)	122
9.	Dante Stiggers (2003-04)	112
10.	John White (1986-87)	101
	Kenny Siler (1985-86)	101
	Steve Fields (1977-78)	101

Blocked Shots

Rk.	Player (Year)	Blk
1.	Daron Jenkins (1989-90)	86
2.	Gary Flowers (2009-10)	60
	Clarence Weatherspoon (1990-91)	60
	Ronald Jackson (1979-80)	60
5.	Carlos Booker (1998-99)	58
6.	Gjio Bain (2006-07)	53
7.	Ben Lambert (2001-02)	48
8.	Daveon Boardingham (2012-13)	46*
9.	Glen Whisby (1993-94)	41
10.	Vandarel Jones (1999-00)	38

Steals

Rk.	Player (Year)	Stl
1.	Neil Watson (2012-13)	64
2.	Curtis Green (1982-83)	58
3.	Kenny Smith (1978-79)	53
4.	Kenny Siler (1985-86)	52
5.	Jerrold Brooks (2012-13)	50*
	Earl Flowers (1998-99)	50
7.	Derrek Hamilton (1986-87)	45
8.	Randolph Keys (1986-87)	44
9.	DeWayne Green (2006-07)	43
	Casey Fisher (1986-87)	43

Seniors

Scoring

Rk.	Player (Year)	Pts
1.	Nick Revon (1953-54)	737
2.	Clarence Weatherspoon (1991-92)	647
3.	Ronnie Malone (1973-74)	597
4.	Bernard Haslett (1993-94)	593
5.	Gary Flowers (2010-11)	582
6.	Derrek Hamilton (1987-88)	574
7.	Mike Coleman (1974-75)	564
8.	Dwayne Davis (2012-13)	545
9.	Randolph Keys (1987-88)	530
10.	Casey Fisher (1987-88)	527

Field Goals Made

Rk.	Player (Year)	FGM
1.	Nick Revon (1953-54)	266
2.	Clarence Weatherspoon (1991-92)	246
3.	Derrek Hamilton (1987-88)	239
4.	Mike Coleman (1974-75)	233
5.	Ronnie Malone (1973-74)	228
6.	John Prince (1976-77)	225
7.	Gary Flowers (2010-11)	219
8.	Randolph Keys (1987-88)	216
9.	Jerome Arnold (1978-79)	214
10.	Gary Kochersperger (1966-67)	205

Three-Point Field Goals Made

Rk.	Player (Year)	3FGM
1.	Bernard Haslett (1993-94)	112
2.	Casey Fisher (1987-88)	94
3.	Jimmie Floyd (1997-98)	80
4.	Neil Watson (2013-14)	68
	Neil Reed (1998-99)	67
6.	Jerrold Brooks (2013-14)	62*
7.	Chip Armelin (2014-15)	61
	David Wall (2000-01)	61
	Terry Cameron (1992-93)	61
10.	Dwayne Davis (2012-13)	59

Free Throws Made

Rk.	Player (Year)	FTM
1.	Nick Revon (1953-54)	205
2.	Ronnie Malone (1973-74)	141
3.	Charles Gaines (2003-04)	136
4.	Neil Reed (1998-99)	131
	Clarence Weatherspoon (1991-92)	131
6.	John Vitrano (1969-70)	128
	Berlin Ladner (1967-68)	128
8.	Roy Danforth (1961-62)	120
9.	John White (1987-88)	116
10.	Daveon Boardingham (2013-14)	115*
	Vandarel Jones (2000-01)	115
	Charlie Payne (1964-65)	115

Rebounds

Rk.	Player (Year)	Reb
1.	Wendell Ladner (1969-70)	436
2.	Clarence Weatherspoon (1991-92)	305
3.	Tom Yachinich (1970-71)	302
	Gary Hannan (1966-67)	302
5.	Jonathan Mills (2012-13)	297
6.	Glen Whisby (1994-95)	293
7.	Charles Gaines (2003-04)	290
8.	Kelly McCarty (1997-98)	266
9.	Mike Coleman (1974-75)	257
	Ronnie Malone (1973-74)	257

Assists

Rk.	Player (Year)	Ast
1.	Dallas Dale (1991-92)	222
2.	Steve Greene (1973-74)	182
3.	Casey Fisher (1987-88)	151
4.	Neil Watson (2013-14)	143
5.	Damien Smith (1996-97)	124
	Randy Pettus (1988-89)	124
7.	Russell Johnson (1990-91)	120
8.	Terry Cameron (1992-93)	117
9.	Kenny Smith (1979-80)	114
10.	Earl Flowers (1999-00)	104

Blocked Shots

Rk.	Player (Year)	Blk
1.	Clarence Weatherspoon (1991-92)	78

2.	Vandarel Jones (2000-01)	77
3.	Carlos Booker (1999-00)	73
4.	Glen Whisby (1994-95)	67
5.	Gjio Bain (2007-08)	47
	Kelly McCarty (1997-98)	47
7.	Gary Flowers (2010-11)	44
8.	Ronald Jackson (1980-81)	42
9.	Charles Gaines (2003-04)	37
10.	Daveon Boardingham (2013-14)	35*
	Maurice Bolden (2011-12)	35
	Daron Jenkins (1990-91)	35

Steals

Rk.	Player (Year)	Stl
1.	Kenny Smith (1979-80)	58
2.	Neil Watson (2013-14)	57
3.	Earl Flowers (1999-00)	53
4.	John White (1987-88)	51
5.	Dante Stiggers (2004-05)	48
6.	Clarence Weatherspoon (1991-92)	47
	Curtis Green (1983-84)	47
8.	Bernard Haslett (1993-94)	44
9.	Derrek Hamilton (1987-88)	42
10.	Michael Jett (1985-86)	41
	Donald Stinchcomb (1980-81)	41



Reed Green Coliseum

The Golden Eagles play home games in the beautiful and spacious 8,095 seat Reed Green Coliseum, named fittingly for a man who for 44 years was a player, coach and athletic director, served the cause of intercollegiate athletics at his alma mater – Reed Green.

The History

The first game played in Green Coliseum was December 6, 1965, when the Golden Eagles defeated Southeastern Louisiana, 71-69. The building was formally dedicated on December 11, 1965, during a game against Alabama.

The Golden Eagles have been tough in their home arena, posting a 483-200* mark since the 1965-66 season for a .707 winning percentage. The longest home winning streak is 23 games, which has happened twice, the latest beginning Nov. 12, 2011 against Spring Hill and ending on Feb. 9, 2013 versus Memphis.#

The Golden Eagles' first Metro Conference game and victory was in Reed Green Coliseum against Tulane, when Southern Miss defeated the Green Wave 50-48 on December 6, 1982. The program's first Conference USA game also was played at Reed Green Coliseum, a 75-70 loss to Cincinnati on Jan. 11, 1996. The first C-USA win at the arena occurred against USF, when the team won 59-51 on Feb. 24, 1996.

The Golden Eagles went undefeated at home in both the 2011-12 (15-0) and 1967-68 (11-0) seasons. The most victories to be posted in Green Coliseum were 16 during the 2006-07 campaign.

Green Coliseum is also the home of Lady Eagle basketball and volleyball, and the facility is used for other campus functions such as graduation, concerts, and civic events.

The Future

The Southern Miss Department of Athletics unveiled a new vision recently. It's a vision unlike any other that Golden Eagle followers have seen in the history of the school. It's a vision that will help move Southern Miss to the forefront of Conference USA and beyond.

When the grand-scale expansion and improvements plan was laid out in April 2003, Southern Miss began to take its first steps in becoming one of the most competitive overall programs in the nation. The comprehensive facilities initiative seeks marked improvements in every sporting venue including Reed Green Coliseum.

Green Coliseum recently underwent an internal change, with the upgrade of the heating and cooling systems. That phase of the

Basketball Attendance (since 1973-74)

Year	Total	Home	Avg / Games
1973-74	77,556	29,882	2,490 / 12
1974-75	76,334	34,821	2,679 / 13
1975-76	69,659	30,884	2,376 / 13
1976-77	88,258	47,704	3,407 / 14
1977-78	74,393	30,365	2,336 / 13
1978-79	84,716	34,102	3,100 / 11
1979-80	97,516	48,628	4,052 / 12
1980-81	145,770	79,794	5,700 / 14
1981-82	105,828	47,123	3,927 / 12
1982-83	148,435	49,388	4,116 / 12
1983-84	167,694	54,493	4,192 / 13
1984-85	181,636	46,615	3,885 / 12
1985-86	154,279	53,648	3,577 / 15
1986-87	225,182	73,845	4,615 / 16
1987-88	227,822	105,902	7,564 / 14
1988-89	166,149	70,138	5,395 / 13
1989-90	224,106	76,730	6,394 / 12
1990-91	229,506	84,493	7,041 / 12
1991-92	220,833	69,420	5,785 / 12
1992-93	176,654	51,408	4,284 / 12
1993-94	141,208	57,659	4,435 / 13
1994-95	191,764	56,715	4,363 / 13
1995-96	146,320	64,067	4,567 / 14
1996-97	168,002	47,126	3,927 / 12
1997-98	161,393	51,170	3,936 / 13
1998-99	154,493	54,365	3,883 / 14
1999-00	148,701	44,061	3,389 / 13
2000-01	198,374	54,309	3,879 / 14
2001-02	101,450	41,324	3,179 / 13
2002-03	154,521	47,027	3,359 / 14
2003-04	101,444	47,833	3,683 / 13
2004-05	155,520	54,240	4,172 / 13
2005-06	140,440	56,267	3,517 / 16
2006-07	142,474	62,654	3,481 / 18
2007-08	167,718	50,644	3,617 / 14
2008-09	147,779	53,044	3,789 / 14
2009-10	150,159	46,267	3,305 / 14
2010-11	138,862	52,761	3,517 / 15
2011-12	182,347	56,246	3,750 / 15
2012-13	187,990	76,824	4,802 / 16
2013-14	167,680	66,120	4,408 / 15
2014-15	110,280	49,838	3,323 / 15
2015-16	94,513	44,908	2,994 / 15
Totals	6,339,512	2,346,852	4,025 / 583

The Golden Eagles in Reed Green Coliseum

Year	Won-Lost	Percent
1965-66	8-5	.615
1966-67	11-1	.917
1967-68	11-0	1.000
1968-69	9-3	.750
1969-70	11-4	.733
1970-71	6-6	.500
1971-72	0-12	.000
1972-73	7-4	.636
1973-74	6-6	.500
1974-75	9-4	.692
1975-76	8-5	.615
1976-77	9-5	.643
1977-78	8-5	.615
1978-79	8-3	.727
1979-80	11-1	.917
1980-81	12-2	.857
1981-82	11-1	.917
1982-83	8-5	.615
1983-84	9-4	.692
1984-85	5-7	.417
1985-86	13-2	.867
1986-87	13-3	.813
1987-88	13-1	.929
1988-89	7-6	.538
1989-90	12-1	.923
1990-91	10-2	.833
1991-92	9-3	.750
1992-93	6-6	.500
1993-94	9-4	.692
1994-95	10-3	.769
1995-96	7-7	.500
1996-97	9-3	.750
1997-98	10-3	.769
1998-99	8-6	.571
1999-00	9-4	.692
2000-01	12-2	.857
2001-02	8-5	.615
2002-03	11-3	.786
2003-04	8-4	.667
2004-05	7-6	.538
2005-06	8-8	.500
2006-07	16-2	.889
2007-08	11-3	.786
2008-09	8-6	.571
2009-10	11-3	.786
2010-11	13-2	.866
2011-12	15-0	1.000
2012-13	14-2*	.875
2013-14	15-0*	1.000
2014-15	8-7*	.533
2015-16	6-9	.400
Totals	483-200	.707

Longest Winning Streak: 23 games (2 times)*

Longest Losing Streak: 13 games
(beginning with a 71-69 loss to South Alabama on February 11, 1971, and ending with a 111-82 win over Spring Hill)

*all home wins from 2012-14 vacated as well as first five from 2014-15 season


comprehensive renovation plan was completed in the summer of 2004. In the summer of 2009, brand new coaches' offices, player locker rooms, training areas and a weight room were finished and added on to the Coliseum.

The Department of Athletics has also updated the floor seating, auxiliary support facilities and improvements in concessions, restrooms and the concourse area, as well as the exterior facade of the building.

All of these changes were done in an effort to improve every venue at Southern Miss, enabling each to become more fan-friendly and provide a better atmosphere and game day experience that is sure to increase excitement and support for the various sports teams.

*All 29 wins from 2012-14 vacated by NCAA

#first five wins of 2014-15 season also vacated



Reed Green Coliseum Records

Southern Miss

Points Scored

Individual: 45, Berlin Ladner vs. Samford (02/21/68)
Team: 135 vs. Dillard (01/03/13)

Fewest Points Scored

Team: 33 vs. Samford (11/28/05)

Points Scored In A Half

Team: 72 vs. Florida Tech (1st – 12/04/67)

Fewest Points Scored In A Half

Team: 15 vs. UCF (1st – 01/08/08)

Field Goals Made

Individual: 18, Jerome Arnold vs. UMKC (12/13/78)
Team: 55 vs. Iowa Wesleyan (12/02/78)

Field Goal Attempts

Individual: 35, Mike Coleman vs. Roanoke (12/27/75)
Team: 106 vs. Iowa Wesleyan (12/02/78)
106 vs. Northwestern State (01/27/71)

Field Goal Percentage

Team: .688 vs. Spring Hill (44-of-66 – 02/10/69)

Lowest Field Goal Percentage

Team: .233 vs. Cincinnati (14-of-60 – 01/24/04)

Three-Point Field Goals Made

Individual: 9, Clement Carter vs. William Carey (12/22/03)
Team: 18 vs. Dillard (01/03/13)

Three-Point Field Goal Attempts

Individual: 20, Bernard Haslett vs. Old Dominion (03/01/93)
Team: 40 vs. Mississippi State (12/16/95)

Three-Point Percentage

Team: .750 vs. Louisiana-Lafayette (9-of-12 – 01/18/01)

Free Throws Made

Individual: 19, Jeremy Wise vs. McNeese State (12/18/08)
Team: 36 vs. Samford (02/04/69)

Free Throw Attempts

Individual: 20, Sai'Quon Stone vs. East Carolina (01/24/07)
Team: 50 vs. Samford (02/04/69)

Free Throw Percentage

Team: .944 vs. Alabama State (17-of-18 – 11/18/08)

Rebounds

Individual: 32, Wendell Ladner vs. Pan American (02/09/70)
Team: 91 vs. Pan American (02/09/70)

Assists

Individual: 17, Neil Watson vs. Dillard (01/03/13)
Team: 40 vs. Dillard (01/03/13)
40 vs. Virginia Tech (01/16/88)

Blocks

Individual: 10, Ronald Jackson vs. Mercer (01/26/80)
Team: 14 vs. McNeese State (02/24/92)

Steals

Individual: 8, Neil Watson vs. William Carey (12/31/12)
8, Edgar Eason vs. Pomona-Pitzer (11/30/81)
Team: 27 vs. Dillard (01/03/13)

Turnovers

Individual: 8, Jeremy Wise vs. Auburn (01/02/07)
8, Kyle Lamonte vs. New Orleans (12/03/05)
8, Darrin Chancellor vs. South Alabama (02/14/91)
8, Larry Boyd vs. Virginia Tech (01/24/83)
8, John Prince vs. Charlotte (01/24/76)
Team: 30 vs. ULM (11/17/97)

Personal Fouls

Team: 31 vs. St. Bernard (01/04/71)

Largest Margin Of Victory

Team: 94 vs. Dillard (135-41 – 01/03/13)*

Largest Margin Of Defeat

Team: 45 vs. Louisville (107-62 – 01/11/05)

Largest Halftime Margin

Team: 45 vs. Dillard (68-23 – 01/03/13)

Largest Halftime Deficit

Team: 41 vs. Houston (77-36 – 01/17/72)

Opponents

Points Scored

Individual: 46, Eugene Oliver, South Alabama (02/14/74)
Team: 123 by South Alabama (02/14/74)
123 by Louisiana Tech (01/06/72)

Fewest Points Scored

Team: 36 by UAB (01/12/02)
36 by South Alabama (12/03/96)

Points Scored In A Half

Team: 77 by Houston (1st – 01/17/72)

Fewest Points Scored In A Half

Team: 11 by ULM (1st – 12/19/98)

Field Goals Made

Individual: 19, Eugene Oliver, South Alabama (02/14/74)
19, Paul Lyons, St. Bernard (01/08/68)
Team: 52 by South Alabama (02/14/74)
52 by Louisiana Tech (01/06/72)

Field Goal Attempts

Individual: 34, Ross Robinson, Roanoke (01/27/75)
Team: 101 by Spring Hill (02/13/68)

Field Goal Percentage

Team: .727 by New Orleans (40-of-55 – 01/26/83)

Lowest Field Goal Percentage

Team: .196 by South Alabama (11-of-56 – 12/03/96)

Three-Point Field Goals Made

Individual: 8, Elliot Williams, Memphis (01/09/10)
Team: 15 by Blue Mountain (11/29/07)

Three-Point Field Goal Attempts

Individual: 16, Kelvin Lewis, Houston (01/17/09)
Team: 41 by Blue Mountain (11/29/07)

Three-Point Percentage

Team: .800 by Rice (8-of-10 – 01/25/06)

Free Throws Made

Individual: 18, John Taft, Marshall (12/28/88)
Team: 36 by West Florida (01/07/69)

Free Throw Attempts

Individual: 20, Elton Nesbitt, Georgia Southern (12/17/03)
Team: 48 by UTEP (02/11/06)

Free Throw Percentage

Team: .939 by Louisville (31-of-33 – 01/11/05)

Rebounds

Individual: 23, Robert Parish, Centenary (01/10/74)
23, Walter Scrubbs, Delta State (12/14/72)
Team: 75 by Millsaps (02/09/67)

Assists

Individual: 16, Norman Jackson, Austin Peay (01/05/76)
Team: 29 by Austin Peay (01/15/76)

Blocks

Individual: 8, Kelly Wise, Memphis (01/29/00)
Team: 11 by Memphis (01/11/03)
11 by Tulane (01/25/96)

Steals

Individual: 7, Marcus Walton, Alcorn State (12/06/93)
7, Rickey Robertson, North Texas (01/11/89)
Team: 16 by Louisiana-Lafayette (12/04/95)

Turnovers

Individual: 11, DeAndre Kane, Marshall (01/23/13)
11, Tony Williams, Florida State (01/29/83)
Team: 36 by Dillard (01/03/13)
36 by Pan American (01/28/82)

Personal Fouls

Team: 35 by Jackson State (11/08/13)



Seasonal Leaders

Scoring

Season	Player	Pts
1949-50	Tom Bishop	404
1950-51	Tom Bishop	598
1951-52	Nick Revon	629
1952-53	Nick Revon	511
1953-54	Nick Revon	737
1954-55	Bob Garrison	344
1955-56	Don Eddy	335
1956-57	Bob Kinney	464
1957-58	Bob Boothe	270
1958-59	Harold Ray Kea	392
1959-60	Don Curry	455
1960-61	Richie Goldberg	371
1961-62	Roy Danforth	384
1962-63	Jackie Laird	378
1963-64	Charlie Payne	388
1964-65	Charlie Payne	517
1965-66	Gary Hannan	401
1966-67	Gary Kochersperger	512
1967-68	Wendell Ladner	534
1968-69	Wendell Ladner	560
1969-70	Wendell Ladner	467
1970-71	Rich Corsetto	493
1971-72	Danny Thornsberry	479
1972-73	Glenn Masson	347
1973-74	Ronnie Malone	597
1974-75	Mike Coleman	564
1975-76	John Prince	371
1976-77	John Prince	520
1977-78	Jerome Arnold	322
1978-79	Jerome Arnold	490
1979-80	Joe Dawson	491
1980-81	Eddie Jiles	431
1981-82	Joe Dawson	446
1982-83	Curtis Green	468
1983-84	Curtis Green	449
1984-85	James Williams	441
1985-86	Kenny Siler	422
1986-87	Randolph Keys	558
1987-88	Derrek Hamilton	574
1988-89	Darrin Chancellor	555
1989-90	Darrin Chancellor	570
1990-91	Clarence Weatherspoon	517
1991-92	Clarence Weatherspoon	647
1992-93	Bernard Haslett	491
1993-94	Barnard Haslett	593
1994-95	Glen Whisby	457
1995-96	Damien Smith	398
1996-97	Damien Smith	325
1997-98	Kelly McCarty	483
1998-99	Neil Reed	506
1999-00	David Wall	494
2000-01	Vandarel Jones	345
2001-02	Elvin Mims	472
2002-03	Charles Gaines	437
2003-04	Charles Gaines	439
2004-05	Rashaad Carruth	374
2005-06	Courtney Beasley	333
2006-07	Jeremy Wise	541
2007-08	Jeremy Wise	617
2008-09	Jeremy Wise	533
2009-10	Gary Flowers	496
2010-11	Gary Flowers	582
2011-12	Neil Watson	417
2012-13	Dwayne Davis	545
2013-14	Michael Craig	366
2014-15	Chip Arnelin	457
2015-16	Kourtlin Jackson	407

Field Goal Percentage

Season	Player	Pct
1955-56	Don Eddy (134-of-307)	.436
1956-57	Bob Kinney (193-of-501)	.385
1957-58	Harold Ray Kea (100-of-235)	.426
1958-59	Harold Ray Kea (153-of-318)	.481
1959-60	John Migliazzo (131-of-253)	.518
1960-61	Roy Danforth (117-of-242)	.483
1961-62	Bruce Miller (123-of-233)	.528
1962-63	Bruce Miller (85-of-181)	.470
1963-64	Bruce Miller (140-of-289)	.484
1964-65	Bruce Miller (178-of-350)	.509
1965-66	Berlin Ladner (89-of-165)	.539
1966-67	Gary Kochersperger (205-of-406)	.505
1967-68	John Vitrano (143-of-247)	.579
1968-69	John Vitrano (104-of-180)	.578
1969-70	John Vitrano (142-of-260)	.546
1970-71	Tom Yachinich (166-of-362)	.459
1971-72	Danny Thornsberry (195-of-452)	.452
1972-73	Royce Woolever (120-of-216)	.556
1973-74	Casey Price (119-of-228)	.522
1974-75	James King (107-of-215)	.498
1975-76	John Prince (150-of-316)	.475
1976-77	John Prince (225-of-438)	.514
1977-78	Barry Montgomery (121-of-244)	.496
1978-79	Joe Dawson (134-of-244)	.549
1979-80	Joe Dawson (209-of-340)	.615
1980-81	Joe Dawson (156-of-270)	.578
1981-82	Joe Dawson (176-of-302)	.583
1982-83	James Williams (103-of-178)	.579
1983-84	James Williams (170-of-345)	.493
1984-85	James Williams (180-of-354)	.508
1985-86	Kenny Siler (169-of-315)	.537
1986-87	Derrek Hamilton (194-of-371)	.523
1987-88	Derrek Hamilton (239-of-445)	.537
1988-89	C. Weatherspoon (152-of-279)	.545
1989-90	C. Weatherspoon (205-of-339)	.605
1990-91	C. Weatherspoon (195-of-331)	.589
1991-92	C. Weatherspoon (246-of-437)	.563
1992-93	Glen Whisby (171-of-378)	.452
1993-94	Herman Myers (125-of-251)	.498
1994-95	Fred Williams (80-of-171)	.468
1995-96	Anthony Richards (93-of-200)	.465
1996-97	Mike Jones (89-of-191)	.466
1997-98	Kelly McCarty (189-of-382)	.495
1998-99	Anthony Richards (83-of-162)	.512
1999-00	David Wall (159-of-397)	.401
2000-01	Vandarel Jones (140-of-227)	.617
2001-02	Clement Carter (76-of-168)	.452
2002-03	Charles Gaines (150-of-292)	.514
2003-04	Charles Gaines (151-of-305)	.495
2004-05	Rashaad Carruth (147-of-333)	.441
2005-06	Jason Forte (88-of-183)	.481
2006-07	Craig Craft (101-of-207)	.488
2007-08	Sai'Quon Stone (83-of-164)	.506
2008-09	Andre Stephens (70-of-152)	.461
2009-10	Gary Flowers (203-of-437)	.465
2010-11	D.J. Newbill (100-of-187)	.535
2011-12	Jonathan Mills (111-of-222)	.500
2012-13	Michael Craig (88-of-151)	.583
2013-14	Michael Craig (142-of-237)	.599
2014-15	Norville Carey (113-of-207)	.546
2015-16	Raheem Watts (74-of-161)	.460

Three-Point Field Goal Percentage

Season	Player	Pct
1986-87	Casey Fisher (100-of-227)	.441
1987-88	Casey Fisher (94-of-203)	.463
1988-89	Darrin Chancellor (32-of-75)	.427
1989-90	Jerome Jones (21-of-76)	.276
1990-91	Bernard Haslett (52-of-119)	.437
1991-92	Dallas Dale (46-of-125)	.368
	Terry Cameron (32-of-87)	.368
1992-93	Bernard Haslett (109-of-271)	.402
1993-94	Bernard Haslett (112-of-285)	.393
1994-95	Damien Smith (30-of-95)	.316
1995-96	Marcus Price (28-of-75)	.373
1996-97	Jimmie Floyd (38-of-112)	.339
1997-98	Jimmie Floyd (80-of-201)	.398
1998-99	Neil Reed (131-of-155)	.356
1999-00	David Wall (78-of-213)	.366
2000-01	Elvin Mims (43-of-106)	.406
2001-02	Elvin Mims (41-of-124)	.331
2002-03	David Haywood (38-of-84)	.452
2003-04	David Haywood (40-of-96)	.417
2004-05	David Haywood (34-of-91)	.374
2005-06	Craig Craft (29-of-82)	.354
2006-07	Craig Craft (29-of-75)	.387
2007-08	R.L. Horton (35-of-95)	.368
2008-09	Craig Craft (49-of-132)	.371
2009-10	Buchi Awaji (29-of-77)	.377
2010-11	Gary Flowers (50-of-123)	.407
2011-12	Neil Watson (39-of-104)	.375
2012-13	Neil Watson (57-of-129)	.442
2013-14	Aaron Brown (43-of-110)	.391
2014-15	Rasham Suarez (30-of-77)	.390*
2015-16	Kourtlin Jackson (56-of-129)	.434

Free Throw Percentage

Season	Player	Pct
1949-50	Tom Bishop (68-of-103)	.660
1950-51	Jeep Clark (66-of-88)	.750
1951-52	Nick Revon (147-of-182)	.808
1952-53	Jeep Clark (70-of-95)	.737
1953-54	Bobby Weathers (84-of-106)	.792
1954-55	Wayne Lee (43-of-54)	.796
1955-56	Robert Boothe (96-of-136)	.706
1956-57	Don Eddy (100-of-126)	.794
1957-58	Don Eddy (63-of-78)	.808
1958-59	Roy Danforth (77-of-97)	.794
1959-60	John Migliazzo (78-of-92)	.848
1960-61	Alex Delia (91-of-118)	.771
1961-62	Jackie Laird (80-of-104)	.769
1962-63	Stan Hines (43-of-50)	.860
1963-64	Charlie Payne (64-of-83)	.771
1964-65	Bruce Miller (110-of-141)	.780
1965-66	Pat Murphy (38-of-51)	.745
1966-67	Gary Kochersperger (102-of-134)	.761
1967-68	Bill Edkins (69-of-87)	.793
1968-69	John Vitrano (118-of-160)	.738
1969-70	John Vitrano (128-of-170)	.753
1970-71	John Byrne (78-of-106)	.736
1971-72	Casey Price (49-of-66)	.742
1972-73	Steve Greene (90-of-116)	.776
1973-74	Glenn Masson (65-of-75)	.867
1974-75	Glenn Masson (42-of-54)	.778
1975-76	Earl Lewis (42-of-59)	.712
1976-77	John Prince (70-of-102)	.686
1977-78	Jerome Arnold (48-of-68)	.706
1978-79	Greg Lackey (52-of-64)	.813
1979-80	Greg Lackey (44-of-60)	.733
1980-81	Joe Dawson (105-of-136)	.772
1981-82	Carl Mitchell (49-of-61)	.803
1982-83	Curtis Green (70-of-89)	.787
1983-84	Curtis Green (89-of-114)	.781
1984-85	Casey Fisher (45-of-61)	.738
1985-86	Casey Fisher (92-of-115)	.800
1986-87	John White (93-of-115)	.809
1987-88	Randolph Keys (78-of-102)	.765
1988-89	Darrin Chancellor (101-of-133)	.759
1989-90	Russell Johnson (111-of-147)	.755
1990-91	Darrin Chancellor (106-of-134)	.791
1991-92	Joe Courtney (44-of-64)	.688
1992-93	Terry Cameron (60-of-77)	.779
1993-94	Bernard Haslett (75-of-95)	.789
1994-95	Damien Smith (61-of-84)	.726
1995-96	Kelly McCarty (64-of-81)	.790
1996-97	Damien Smith (79-of-95)	.832
1997-98	Jimmie Floyd (83-of-95)	.874
1998-99	Neil Reed (131-of-155)	.845
1999-00	Kilavorus Thompson (45-of-57)	.789
2000-01	Brad Richardson (68-of-88)	.773
2001-02	Clement Carter (66-of-91)	.725
2002-03	Jasper Johnson (50-of-58)	.862
2003-04	Jarekus Singleton (57-of-75)	.760
2004-05	Jasper Johnson (50-of-60)	.833
2005-06	Mildon Ambres (48-of-62)	.774
2006-07	Jeremy Wise (136-of-163)	.834
2007-08	Courtney Beasley (75-of-91)	.824
2008-09	Jeremy Wise (177-of-216)	.819
2009-10	Angelo Johnson (101-of-124)	.815
2010-11	Sai'Quon Stone (66-of-78)	.846
2011-12	Neil Watson (156-of-185)	.843
2012-13	Michael Craig (40-of-50)	.800
2013-14	Neil Watson (101-of-110)	.918
2014-15	Matt Bingaya (90-of-132)	.682
2015-16	Kourtlin Jackson (103-of-134)	.769



Seasonal Leaders

Rebounding

Season	Player	Reb
1955-56	Bob Kinney	404
1956-57	Bob Kinney	392
1957-58	Ken Fortenberry	245
1958-59	Sam Hollingsworth	135
1959-60	Bill Lundberg	305
1960-61	Ben Gantt	315
1961-62	Roy Danforth	204
1962-63	Jackie Laird	177
1963-64	Gary Hannan	277
1964-65	Gary Hannan	331
1965-66	Gary Hannan	281
1966-67	Gary Hannan	302
1967-68	Wendell Ladner	409
1968-69	Wendell Ladner	411
1969-70	Wendell Ladner	436
1970-71	Tom Yachinich	302
1971-72	Danny Thornsberry	200
1972-73	Casey Price	255
1973-74	Ronnie Malone	257
1974-75	Mike Coleman	257
1975-76	Earl Lewis	189
1976-77	Cornelius Jackson	248
1977-78	Cornelius Jackson	232
1978-79	Joe Dawson	271
1979-80	Joe Dawson	287
1980-81	Joe Dawson	277
1981-82	Joe Dawson	225
1982-83	Carl Mitchell	198
1983-84	James Williams	214
1984-85	James Williams	221
1985-86	Derrek Hamilton	192
1986-87	Randolph Keys	268
1987-88	Randolph Keys	221
1988-89	Clarence Weatherspoon	289
1989-90	Clarence Weatherspoon	371
1990-91	Clarence Weatherspoon	355
1991-92	Clarence Weatherspoon	305
1992-93	Glen Whisby	279
1993-94	Glen Whisby	248
1994-95	Glen Whisby	293
1995-96	Kelly McCarty	228
1996-97	Mike Jones	182
1997-98	Kelly McCarty	266
1998-99	Vandarel Jones	182
1999-00	Vandarel Jones	174
	Carlos Booker	174
2000-01	Vandarel Jones	230
2001-02	Elvin Mims	196
2002-03	Charles Gaines	278
2003-04	Charles Gaines	290
2004-05	Jasper Johnson	125
2005-06	Jason Forte	155
2006-07	Sai'Quon Stone	167
2007-08	Sai'Quon Stone	191
2008-09	Courtney Beasley	227
2009-10	Gary Flowers	273
2010-11	Gary Flowers	240
2011-12	Jonathan Mills	206
2012-13	Jonathan Mills	297
2013-14	Michael Craig	247
2014-15	Matt Bingaya	164
2015-16	Kourtlin Jackson	129

Assists

Season	Player	Ast
1973-74	Steve Greene	182
1974-75	John Prince	78
1975-76	Greg Prater	87
1976-77	Steve Fields	91
1977-78	Steve Fields	101
1978-79	Kenny Smith	136
1979-80	Kenny Smith	124
1980-81	Donald Stinchcomb	98
1981-82	Curtis Green	133
1982-83	Larry Boyd	101
1983-84	Curtis Green	102
1984-85	Casey Fisher	113
1985-86	Casey Fisher	148
1986-87	Casey Fisher	200
1987-88	Randy Pettus	154
1988-89	Randy Pettus	124
1989-90	Russell Johnson	180
1990-91	Russell Johnson	120
1991-92	Dallas Dale	222
1992-93	Carey Martin	122
1993-94	Avery Thomas	87
1994-95	Damien Smith	93
1995-96	Damien Smith	63
1996-97	Damien Smith	124
1997-98	Mel Cauthen	125
1998-99	Mel Cauthen	97
1999-00	Earl Flowers	104
2000-01	Mel Cauthen	98
2001-02	Dante Stiggers	88
2002-03	Dante Stiggers	134
2003-04	Dante Stiggers	112
2004-05	Michael Ford	84
2005-06	Kyle LaMonte	63
2006-07	DeWayne Green	97
2007-08	Jeremy Wise	137
2008-09	Jeremy Wise	150
2009-10	Angelo Johnson	89
2010-11	Angelo Johnson	132
2011-12	Neil Watson	151
2012-13	Neil Watson	177
2013-14	Neil Watson	145
2014-15	Rasham Suarez	65*
2015-16	Khari Price	131

Blocks

Season	Player	Blk
1978-79	Bill Logan	14
1979-80	Ronald Jackson	60
1980-81	Ronald Jackson	42
1981-82	Carl Mitchell	27
1982-83	Carl Mitchell	31
1983-84	Eddie Pope	30
1984-85	Eddie Pope	22
1985-86	Derrek Hamilton	30
1986-87	Willie Brown	20
	Randolph Keys	20
	Kenny Siler	20
1987-88	Willie Brown	24
1988-89	Clarence Weatherspoon	44
1989-90	Daron Jenkins	82
1990-91	Clarence Weatherspoon	60
1991-92	Clarence Weatherspoon	78
1992-93	Glen Whisby	61
1993-94	Glen Whisby	41
1994-95	Glen Whisby	67
1995-96	Kelly McCarty	31
1996-97	Kelly McCarty	29
1997-98	Kelly McCarty	47
1998-99	Carlos Booker	58
1999-00	Carlos Booker	73
2000-01	Vandarel Jones	77
2001-02	Ben Lambert	48
2002-03	Charles Gaines	32
2003-04	Charles Gaines	37
2004-05	Mildon Ambres	9
2005-06	Mildon Ambres	9
	David Cornwell	9
2006-07	Gjio Bain	53
2007-08	Gjio Bain	47
2008-09	Andre Stephens	26
2009-10	Gary Flowers	60
2010-11	Gary Flowers	44
2011-12	Maurice Bolden	35
2012-13	Daveon Boardingham	46*
2013-14	Daveon Boardingham	35*
2014-15	Norville Carey	25
2015-16	Tim Rowe	25

Steals

Season	Player	Stl
1978-79	Kenny Smith	53
1979-80	Kenny Smith	58
1980-81	Donald Stinchcom	41
1981-82	Edgar Eason	54
1982-83	Curtis Green	58
1983-84	Curtis Green	47
1984-85	Casey Fisher	44
1985-86	Casey Fisher	59
1986-87	Casey Fisher	45
	Derrek Hamilton	45
1987-88	John White	51
1988-89	Willie Brown	32
1989-90	Clarence Weatherspoon	35
1990-91	Clarence Weatherspoon	42
1991-92	Clarence Weatherspoon	47
1992-93	Carey Martin	37
1993-94	Bernard Haslett	44
1994-95	Damien Smith	51
1995-96	Kelly McCarty	51
1996-97	George Scott	32
1997-98	Mel Cauthen	31
	Kelly McCarty	31
1998-99	Earl Flowers	50
1999-00	Earl Flowers	53
2000-01	Mel Cauthen	33
2001-02	Dante Stiggers	38
2002-03	Greg Johnson	37
2003-04	Dante Stiggers	37
2004-05	Dante Stiggers	48
2005-06	Courtney Beasley	42
2006-07	DeWayne Green	43
2007-08	Jeremy Wise	39
2008-09	Jeremy Wise	42
2009-10	Angelo Johnson	33
2010-11	Gary Flowers	33
2011-12	Neil Watson	39
2012-13	Neil Watson	64
2013-14	Neil Watson	57
2014-15	Matt Bingaya	37
2015-16	Khari Price	33



Year-by-Year Results

Year	Coach	W-L	Pct.	H	A	N	Conf. Pct.	Finish	Postseason
Independent									
1912-13	R.J. Slay	3-0	1.000						
1913-14	A.B. Dillie	6-4	.600						
1914-15	A.B. Dillie	12-2	.857						
1915-16	A.B. Dillie	11-8	.579						
1916-17	No Team								
1917-18	No Team								
1918-19	R.J. Slay	5-5	.500						
1919-20	R.J. Slay	1-2	.333						
1920-21	B.B. O'Mara	2-2	.500						
1921-22	O.V. Austin	13-2	.867						
1922-23	O.V. Austin	2-4	.333						
1923-24	No Team								
1924-25	Herschel Bobo	8-4	.654						
1925-26	Herschel Bobo	8-1	.889						
1926-27	Herschel Bobo	5-5	.500						
1927-28	Herschel Bobo	10-7	.588						
1928-29	W.B. Saunders	7-6	.538						
1929-30	W.B. Saunders	5-7	.417						
1930-31	Allen Selby	1-5	.167						
1931-32	Allen Selby	0-3	.000						
1932-33	Pooley Hubert	4-10	.286						
1933-34	Pooley Hubert	7-6	.538						
1934-35	Pooley Hubert	3-9	.250						
1935-36	Pooley Hubert	7-5	.583						
1936-37	Reed Green	9-5	.643						
1937-38	Reed Green	5-3	.625						
1938-39	Reed Green	4-6	.400						
1939-40	Reed Green	4-6	.400						
1940-41	Reed Green	2-16	.111						
1941-42	No Team								
1942-43	No Team								
1943-44	No Team								
1944-45	No Team								
1945-46	Reed Green	0-1	.000	0-1	–	–			
1946-47	J.D. Stonestreet	7-5	.583	4-4	3-1	–			
1947-48	J.D. Stonestreet	7-10	.412	3-4	4-4	0-1			

Gulf States Conference

1948-49	Jess Thompson	6-10	.375	3-4	2-5	0-1	5-9	.357	8th	
1949-50	Lee Floyd	19-7	.760	9-4	9-3	1-0	14-2	.875	1st	NAIA District 19
1950-51	Lee Floyd	20-15	.571	9-1	8-14	3-0	9-6	.600	4th	NAIA District 19
1951-52	Lee Floyd	29-8	.784	15-3	12-4	2-1	13-3	.813	1st	NAIA Nationals

Independent

1952-53	Lee Floyd	27-8	.772	13-0	9-7	5-1				NAIA Nationals
1953-54	Lee Floyd	23-8	.742	15-1	3-4	5-3				NAIA Nationals
1954-55	Chuck Finley	11-17	.393	10-3	1-10	0-4				NAIA Nationals
1955-56	Chuck Finley	16-12	.571	10-2	3-9	3-1				NAIA District 19
1956-57	Chuck Finley	12-13	.480	7-1	4-8	1-4				
1957-58	Fred Lewis	18-7	.720	11-1	5-5	2-1				
1958-59	Fred Lewis	12-13	.480	9-1	2-11	1-1				
1959-60	Fred Lewis	23-2	.920	12-0	8-2	3-0				
1960-61	Fred Lewis	23-3	.885	11-1	9-2	3-0				
1961-62	Fred Lewis	13-13	.500	9-1	2-11	2-1				
1962-63	Lee Floyd	12-14	.462	7-5	4-6	1-3				
1963-64	Lee Floyd	16-8	.667	11-0	3-8	2-0				
1964-65	Lee Floyd	15-11	.577	6-4	7-7	2-0				

1965-66	Lee Floyd	12-13	.480	8-5	1-7	3-1				
1966-67	Lee Floyd	16-9	.640	11-1	4-8	1-0				
1967-68	Lee Floyd	19-6	.760	11-0	7-6	1-0				
1968-69	Lee Floyd	15-10	.600	9-3	5-6	1-1				
1969-70	Lee Floyd	15-11	.577	11-4	4-7	–				
1970-71	Lee Floyd	7-19	.269	6-6	1-11	0-2				
1971-72	Jeep Clark	0-24	.000	0-12	0-11	0-1				
1972-73	Jeep Clark	8-16	.333	7-4	1-12	–				
1973-74	Jeep Clark	11-15	.423	6-6	4-9	1-0				
1974-75	Jeep Clark	11-15	.423	9-4	1-10	1-1				
1975-76	Jeep Clark	11-15	.423	8-5	1-9	2-1				
1976-77	M.K. Turk	11-16	.407	9-5	2-8	0-3				
1977-78	M.K. Turk	13-12	.520	8-5	5-5	0-2				
1978-79	M.K. Turk	13-14	.481	8-3	4-7	1-4				
1979-80	M.K. Turk	17-10	.630	11-1	5-7	1-2				
1980-81	M.K. Turk	20-7	.741	12-2	6-4	2-1				NIT 1st Round
1981-82	M.K. Turk	15-11	.577	11-1	3-7	1-3				

Metro Conference

1982-83	M.K. Turk	14-14	.500	8-5	5-7	1-2	3-9	.250	6th	
1983-84	M.K. Turk	13-15	.464	9-4	1-11	3-0	4-10	.286	7th	
1984-85	M.K. Turk	7-21	.250	5-7	1-11	1-3	3-11	.214	8th	
1985-86	M.K. Turk	17-12	.580	13-2	4-8	0-2	6-6	.500	4th	NIT 1st Round
1986-87	M.K. Turk	23-11	.676	13-3	6-7	4-1	6-6	.500	t-3rd	NIT Champions
1987-88	M.K. Turk	19-11	.633	13-1	5-10	1-0	5-7	.417	7th	NIT 2nd Round
1988-89	M.K. Turk	10-17	.370	7-6	3-8	0-3	2-10	.167	t-6th	
1989-90	M.K. Turk	20-12	.625	12-1	4-9	4-2	9-5	.643	t-2nd	NCAA 1st Round
1990-91	M.K. Turk	21-8	.724	10-2	9-4	2-2	10-4	.714	1st	NCAA 1st Round
1991-92	M.K. Turk	13-16	.448	9-3	3-9	1-4	5-7	.417	t-5th	
1992-93	M.K. Turk	10-17	.370	6-6	4-9	0-2	6-6	.500	t-4th	
1993-94	M.K. Turk	15-15	.500	9-4	4-9	2-2	5-7	.417	t-5th	NIT 1st Round
1994-95	M.K. Turk	17-13	.567	10-3	4-8	3-2	6-6	.500	t-4th	NIT 1st Round

Conference USA

1995-96	M.K. Turk	12-15	.444	7-7	4-7	1-1	6-8	.429	t-6th	
1996-97	James Green	12-15	.444	9-3	2-11	1-1	6-8	.429	t-8th	
1997-98	James Green	22-11	.667	10-3	6-6	6-2	9-7	.563	t-3rd Nat.	NIT 1st Round
1998-99	James Green	14-16	.467	8-6	4-8	2-2	6-10	.375	2nd Nat.	
1999-00	James Green	17-12	.585	9-4	5-7	3-1	7-9	.438	3rd Nat.	
2000-01	James Green	22-9	.710	12-2	7-6	3-1	11-5	.688	1st	NIT 1st Round
2001-02	James Green	10-17	.370	8-5	2-10	0-2	4-12	.250	13th	
2002-03	James Green	13-16	.448	11-3	0-11	2-2	5-11	.313	12th	
2003-04	James Green	13-15	.464	8-4	3-10	2-1	6-10	.375	10th	
2004-05	Larry Eustachy	11-17	.393	7-6	1-9	3-2	2-14	.125	14th	
2005-06	Larry Eustachy	10-21	.323	8-8	0-10	2-3	3-11	.214	11th	
2006-07	Larry Eustachy	20-11	.645	16-2	3-7	1-2	9-7	.563	t-4th	
2007-08	Larry Eustachy	19-14	.576	11-3	3-10	5-1	9-7	.563	t-4th	
2008-09	Larry Eustachy	15-17	.469	8-6	1-8	6-3	4-12	.250	11th	
2009-10	Larry Eustachy	20-14	.588	11-3	6-8	3-3	8-8	.500	6th	CIT 1st Round
2010-11	Larry Eustachy	22-10	.688	13-2	6-6	3-2	9-7	.563	5th	
2011-12	Larry Eustachy	25-9	.735	15-0	7-6	3-3	11-5	.688	2nd	NCAA 2nd Round
2012-13*	Donnie Tyndall	27-10	.730	14-2	9-7	4-1	12-4	.750	2nd	NIT Quarters
2013-14*	Donnie Tyndall	29-7	.806	15-0	11-6	3-1	13-3	.813	t-1st	NIT Quarters
2014-15#	Doc Sadler	9-20	.310	8-7	1-13	0-0	4-14	.222	13th	
2015-16	Doc Sadler	8-21	.276	6-9	2-12	0-0	5-13	.278	12th	

Totals 96 Seasons 1,220-1,042.539

*all wins from 2012-14 vacated by NCAA sanctions

#first six wins vacated by NCAA



Basketball Tradition

Great Moments at Reed Green Coliseum

Reed Green Coliseum (Capacity: 8,095) has been the home of Southern Miss basketball since the 1965-66 season and has been the site of the greatest moments in the history of Golden Eagle basketball. Here is a look at some of the greatest games in the history of the building. — *By John Cox, Voice of the Golden Eagles*

Southern Miss	71
Louisiana-Lafayette	69

Dec. 6, 1965 – Before a crowd estimated at close to 4,000, Southern Miss played the first ever game in the brand new Reed Green Coliseum. Sophomores Steve Campbell and Brice Thornsby and junior college transfer Pat Murphy sparked a second half Southern comeback that pulled the Golden Eagles from a 50-38 deficit with 16:58 left to a 58-52 lead with 11:40 remaining. Murphy led the way with 16 points, while Campbell added 15. Green Coliseum was officially dedicated on December 11 against Alabama.

Southern Miss	109
Samford	90

Feb. 21, 1968 – Senior forward Berlin Ladner scored 45 points in the season's final game to set a single-game record that still stands today and became the ninth player in school history to score 1,000 points in his career. Brother Wendell Ladner added 20 rebounds in the season-ending victory and consistently fed the ball to Berlin to help him set the record. Berlin had 24 points and four fouls at halftime, but Coach Lee Floyd adjusted his defense to use Berlin's teammates as much as possible to lessen the risk of losing him before his possible records came.

Southern Miss	103
Pan American	78

Feb. 9, 1970 – Wendell Ladner set a school record that still stands today when he snatched 32 rebounds, breaking his old record of 31 set earlier in the year. Ladner had left the game with three minutes to go, but a quick check of the stats showed the big senior was only two short of a new single-game rebounding record and Coach Lee Floyd consented to the wishes of the fans and sent Ladner back in. Within 30 seconds Ladner had grabbed the two rebounds necessary to break the mark and then came back out of the game.

Southern Miss	50
Tulane	48

Dec. 6, 1982 – After becoming a member of the prestigious Metro Conference the previous summer, the Golden Eagles played their first conference game against rival Tulane. In a closely-contested game all the way, it came down to the game's final possession and Southern guard Curtis Green drilled an 18-foot jumper with three seconds left to seal the Metro Conference win. Green, normally one of the team's best shooters, had suffered through a poor shooting night before canning the game-winner, making just five-of-15 field goals in the game. Green finished the night with just 11 points, while center Carl Mitchell had 13 points and forward Kenny Dailey had 12.

Southern Miss	55
Mississippi State	48

Dec. 6, 1983 – In the Bulldogs' first trip to Hattiesburg since the 1966-67 season, the Golden Eagles defeated their in-state rivals in a fierce defensive battle. The Golden Eagles grabbed a slim 28-23 lead at halftime and then held off the Bulldogs down the stretch for the win. The difference was on the boards where the Eagles outrebounded MSU 35-24. Forward James Williams led the Southern attack with 20 points and 11 rebounds, while forward Ken Suttles added 11 points and eight rebounds.

Southern Miss	127
Virginia Tech	102

Jan. 16, 1987 – In the greatest offensive shootout in the history of Green Coliseum, and the Metro Conference, the Golden Eagles rolled over the Hokies. Six Golden Eagles scored in double figures, led by center Randolph Keys with 31. Forwards Derek Hamilton and John White added 23 and 22, respectively. The Eagles outscored the Hokies' potent duo of Bimbo Coles and Wally Lancaster, who combined for 51 points that day. The two teams would meet a few weeks later in Blacksburg, Virginia, where the Hokies won 141-133 in double overtime. In the two games the schools played that year a total of 503 points was scored.

Southern Miss	93
Ole Miss	75

Mar. 13, 1987 – When it was announced that the Golden Eagles and Ole Miss would meet in the opening round of the NIT, all tickets to the game were sold out in just 13 hours. The game also featured a matchup of Southern Miss coach M.K. Turk and Ole Miss coach Ed Murphy, who had been college roommates at Livingston. The Golden Eagles roared out to a 52-34 halftime lead by making 21 of the first 31 shots they took that night and led by as many as 30 in the second half before Turk began to empty the bench. Forward John White led the Eagle attack with 21 points, while center Randolph Keys poured in 20 points and 16 rebounds. Southern Miss would go on to win the 50th NIT championship that season.

Southern Miss	91
Kansas State (overtime)	89

Jan. 11, 1988 – After the Golden Eagles had defeated the Wildcats 71-69 in Manhattan, Kan., earlier in the year, K-State came to Green Coliseum for a return match. The Wildcats, led by future NBA star Mitch Richmond, saw the Golden Eagles battle to a 40-34 halftime lead. Although Southern Miss led throughout much of the second half, the Wildcats rallied to tie the game at 80 in the final seconds of regulation and had a chance to win it at the buzzer, when Golden Eagle forward Derek Hamilton was called for a dead ball technical foul. But when the Wildcats missed a shot at the buzzer, the game went into overtime and the Eagles went on to win the game. Forward John White led the Eagle attack with 25 points, while center Randolph Keys had 17 points and 12 rebounds. Richmond had 20 points for the Wildcats but made just 6 of 23 field goal attempts.

Southern Miss	95
Louisville	92

Jan. 28, 1988 – Before a sellout crowd and a national television audience on ESPN, the 25th-ranked Golden Eagles defeated Louisville in one of the great shootouts in the history of Green Coliseum. The victory was Southern Miss' ninth in a row and improved the Eagles' record to 15-2. The Golden Eagles rallied from a 47-45 halftime deficit behind the play of "The Fab Four," Casey Fisher, John White, Derek Hamilton and Randolph Keys. Fisher scored 22 points that night, including six three-pointers, while White added 21. The Golden Eagles fired up 26 three-pointers that night, making 11, to offset a 28-point performance by Cardinal star center Pervis Ellison and 25 points from forward Herbert Crook.

Southern Miss	54
Holy Cross	56

March 12, 1981 – Before a sellout crowd at Green Coliseum, Southern Miss made its first ever appearance in post-season play, when the Eagles battled the Holy Cross Crusaders in the opening round of the NIT. In a nip and tuck battle, the Crusaders took a 31-29 halftime lead, but the Golden Eagles were forced to play a large portion of the opening half without 6-9 center Ronald Jackson, who suffered a stress fracture of his foot. With forward Joe "Awesome" Dawson picking up the slack with 17 points and forward Eddie Jiles scoring nine, Southern stayed close all the way to the final buzzer, before the Crusaders won 56-54.

Southern Miss	86
Memphis	82

Feb. 10, 1990 – Golden Eagle star Clarence Weatherspoon and Memphis forward Ben Spiva were involved in a scuffle late in the first half and after official Danny Hooker reviewed the replay on the television monitor, both players were ejected from the game. The Golden Eagles grabbed a 49-37 lead at halftime with Weatherspoon on the bench during the final two minutes of the first half. In the second half with Spoon gone, the Eagles, led by guard Russell Johnson and center Daron Jenkins, held off the Tigers to win. Johnson had 19 points and 10 assists, while Jenkins had 17 points and seven rebounds.

Southern Miss	83
USF	77

March 3, 2001 – The Golden Eagles won their first-ever Conference USA regular season championship when they defeated the USF Bulls, 83-77. Behind the aggressive play of senior center Vandarel Jones, the league's defensive player-of-the-year, the Eagles led nearly the entire game and fought off several rallies by the Bulls. Jones scored 19 points, pulled down 15 rebounds and blocked eight shots to lead the Eagles, while senior guard David Wall added 16 points and senior point guard Mel Cauthen chipped in 13 points and had seven assists. The victory gave the Golden Eagles a 21-7 regular season record and an 11-5 mark in Conference USA.

Southern Miss	84
Memphis	67

January 11, 2003 – After falling behind 35-29 to the 10-2 Memphis Tigers and Coach John Calipari, Southern Miss put together one of the most dominating second halves in school history, outscoring the Tigers 55-32 and winning the game 84-67. Junior Greg Johnson led the Golden Eagle attack scoring 22 points and pulled down 10 rebounds. Three other Southern Miss players, freshman Jasper Johnson (17), sophomore David Haywood (13) and junior Charles Gaines (12) also scored in double figures as James Green's team improved to 9-4 on the year and 2-0 in Conference USA.



Legends Club

Wendell Ladner

1967-70

There are very few players in the history of Southern Miss athletics who were true legends. These were players who were so good at their sports that they transformed that sport by their impact on the game.

One of those players was Wendell Ladner, who, in the three short years of his basketball career at Southern Miss, carved himself a niche in the history books of the school that few will ever equal.

When you first think of Ladner, you think of great rebounders and he certainly was that. In his career, he was able to haul down 1,256 rebounds in just 76 games, an average of 16.5 per game, a mark no one has come close to since. The three seasons that he played at Southern Miss remain the three highest totals by a player for rebounds in a season.

But he also was an incredible scorer. He averaging 20.5 points per game, a plateau that no one else in school history has ever reached in their career, and he finished as the 11th all-time scorer in school history.

Ladner had been a high school All-American at Hancock North Central High School and hailed from the town of Nacaise Crossing, Miss. He followed his brother, Berlin, and came to Southern Miss. After leading the freshmen team in scoring and rebounding in 1966-67, he was ready to move to the varsity the following year.

In his first season with the varsity in 1967-68, Ladner immediately became the star of the team. He led the team in scoring and rebounding that season with averages of 21.4 and 16.4, respectively. His 409 rebounds and rebounding average were both school records. Ladner scored what would prove to be his career high, 38 points in just the fourth game of his collegiate career against Northwestern Louisiana. He then followed that with 36 points a few games later against West Virginia Tech. Four times that year he recorded 24 or more rebounds in a game, including a career high 29 against Northwestern Louisiana.

The 6-5, 240-pound Ladner led the team again in scoring and rebounding during the 1968-69 season, averaging 22.4 points and 16.4 rebounds. The 411 rebounds that season set another school record.

As a senior in 1969-70, Ladner led the team in scoring and rebounding for a third straight year, averaging 17.9 points and a school record 16.8 rebounds a game. His 436 rebounds that season produced a third straight school record.

Fourteen of the top 16 rebounding performances in a game by a Southern Miss player are owned by Ladner, including a school-record 32 vs. Pan American during the 1969-70 season. Three times in his career, all during the 1969-70 season, Ladner grabbed 30 or more rebounds in a game.

He was selected by the New Orleans Bucs in the second round of the 1970 American Basketball Association Draft and played several years in the ABA for New Orleans, the Kentucky Colonels and the New Jersey Nets.

Ladner was killed in a tragic plane crash in New York, N.Y., while still in the prime of his playing career, but he was and remains a true legend at Southern Miss, and a Golden Eagle Hall of Famer unlike any other.

Nick "The Cat" Revon

1951-54

The 1953-54 basketball brochure at Southern Miss simply said, "One of the greatest is the best way to describe the marvelous Nick Revon, pride of New Orleans."

Few who saw "The Cat" play during his awesome career would argue that.

Southern Miss fans today who saw him play still talk about his brilliant shooting touch, his ball handling wizardry and his passing that was far ahead of his time. How good was Nick Revon? Good enough to become the school's all-time scorer during the 1953-54 season, and he still holds that record today. He scored 2,136 points in his career, and only one other player has ever cracked the 2,000-point mark in his career (Clarence Weatherspoon).

Revon rolled up a record at St. Aloysius High School in New Orleans that people at the time thought might never be broken and, in fact, many of his records weren't broken for many, many years. He was one of the best performers to ever compete in the strong Mississippi Junior College league at Hinds Junior College, where he was twice named to the all-state team.

He made his debut with Southern Miss during the 1950-51 season and although he missed nearly half the season with a broken foot still managed to average 13.7 points as the team finished 21-14. Already though, USM Head Coach Lee Floyd and the Southern Miss fans knew they had something special in Revon.

Revon really started to blossom during the 1951-52 season, leading the team in scoring with a 16.9 average and his driving, slashing style sent him to the foul line more than anyone else on the team. He went to the line 182 times that year and made 147 (80.8 percent). He would be the leader of a Southern Miss team that went 29-8, won the Gulf States Conference regular season and postseason tournament championships and advanced, for the first time, to the NAIA National Tournament.

He would lead the team back to the NAIA national tournament in 1952-53, finishing second on the team in scoring with a 14.6 average. Again, he went to the foul line more than anyone else on the team, 179 times, and made 131 (73.2 percent). That team finished the year 27-8 and went to the "Elite 8" of the NAIA tourney before being beaten.

Revon would go on a rampage in 1953-54. Not only would he take the team to the NAIA nationals for a third-straight year, but he would average an amazing 23.8 points per game, while leading the team to a 23-8 record. In 31 games. He would earn 267 trips to the foul line, making 205 (76.8 percent).

He still holds the school record for most points in a season with the 737 he scored that year and holds numerous other records including the most free throws made in a career, 538.

He was also a star baseball player for Southern Miss and track and field athlete, excelling in both the high jump and the broad jump.

He was selected in the 1954 NBA Draft by the Minneapolis Lakers.

Revon passed away in June 2008 following a series of heart problems at the age of 79.

By John Cox, Voice of the Golden Eagles



Legends Club

M.K. Turk 1976-96

M.K. Turk spent 20 seasons as the head basketball coach at the University of Southern Mississippi and finished his career as the all-time winningest coach in school history with 301 Golden Eagle victories, one NIT championship, two NCAA appearances, six NIT appearances.

After a successful stint as athletic director and head basketball coach at Copiah-Lincoln Junior College in Wesson, Miss., and a couple of seasons as an assistant coach at the University of Memphis, Turk took over as coach of the Golden Eagles for the 1976-77 and immediately began building the program into one of the most competitive in the nation.

Turk accomplished what no other Southern Miss coach has ever been able to achieve—back to back trips to the NCAA Tournament and winning the National Invitation Tournament.

Turk took the Golden Eagles to eight post-season appearances starting with the 1980-81 season when they made their first ever appearance in the NIT, following a 20-7 season.

After taking the team to the NIT again in 1985-86, Turk and the Golden Eagles captured the 50th championship of the event with an 84-80 win over LaSalle in New York's Madison Square Garden. The championship was a first ever national title for a Mississippi Division I school.

His 1989-90 squad finished 20-12 and finished second in the regular season of the Metro Conference and then received the school's first-ever NCAA bid.

The 1990-91 squad followed with a 21-8 mark, won the Metro Conference regular season championship and again earned a berth to the NCAA regionals. That team graced the Associated Press Top 25 pre-season poll and went to the NCAA Tournament ranked as one of the nation's top 25.

After Turk led the Golden Eagles to the top of the independent ranks, he then guided their entry into the Metro Conference in 1982, lending further stature to the program. Then in 1995-96, Turk guided the Golden Eagles into Conference USA as a charter member.

Many players from Turk's program have gone on to successful careers in both professional basketball and business. Former Golden Eagle Clarence Weatherspoon was the 9th pick in the 1992 NBA draft by the Philadelphia 76ers. Teammate Joe Courtney had stints with several NBA clubs and Randolph Keys was a former number one pick by the Cleveland Cavaliers. A number of other former players played in both the CBA and overseas. He has also turned out several assistant coaches and players who are currently continuing their careers coaching at both the high school and collegiate levels.

Among the many honors Turk has received are being named the 1986-87 NIT Coach of the Year and the 1985-86 Metro Conference Coach of the Year.

Turk also served as an assistant athletic director under Athletic Director Bill McLellan during his final few years with the Golden Eagles.

Turk passed away in December of 2013 following a series of health problems at the age of 71.

Clarence Weatherspoon 1989-92

Perhaps no other player has made the impact on Southern Miss basketball as Clarence Weatherspoon. Weatherspoon started for the Eagles from the 1988-89 season through the 1991-92 season. His number "35" was retired during the final home game of the 1991-92 season on Mar. 7, 1992.

During the Weatherspoon era, the Golden Eagles posted back-to-back 20-win seasons and played in the NCAA Tournament twice. The Crawford, Miss., native was named the Metro Conference Player-of-the-Year a record three-consecutive years.

Weatherspoon finished as Southern Miss' second all-time leading scorer and as the ninth all-time leading scorer in Metro Conference history, with 2,130 points. In addition, Weatherspoon finished as USM's all-time leading rebounder with 1,317 rebounds, and ranks as the Metro Conference's all-time leading rebounder with an 11.3 per-game average.

Weatherspoon went on to be selected in the first round (9th pick overall) by the Philadelphia 76ers where, in his rookie season, he set a franchise record for most points in a season by a rookie, with 1,290. Disproving the "Sophomore Jinx" theory, "Spoon" went out the next year to record 45 double-doubles, which was the seventh-highest single-season total in the NBA that season.

The Golden Eagle standout also has proven to be an iron horse in the NBA as he started 213-consecutive games before suffering a sprained ankle against the Minnesota Timberwolves on Feb. 15, 1995.

During the 1996-97 Philadelphia 76er campaign, "Spoon" was the only Sixer to start all 82 games, and scored a season-high that year of 34 points and 10 rebounds, against his future team, Golden State. Heading into the current season, he has played in 875 games out of a possible 984.

On Feb. 17, 1998, Weatherspoon was traded to the Golden State Warriors. A month later against Toronto, Weatherspoon totaled 18 points and pulled down a season-high 20 boards.

Weatherspoon's NBA career spanned 13 seasons with Philadelphia (1992-98), Golden State (1997-98), two Miami (1998-00), Cleveland (2000-01), New York (2001-04) and Houston (2003-05). Weatherspoon scored 10,483 points and pulled down 6,846 rebounds.

He also started 611 of 915 games, averaging 30.3 minutes a game, 11.5 points a game, 7.5 rebounds a game while totaling 1,346 assists, 880 steals and 794 blocked shots.

Illustrating just how versatile he is, he recorded his 1,000th career assist during the 1999 season.

Some of Weatherspoon's other career highlights include

- Scored a career-high 35 points and grabbed 14 rebounds against the Toronto Raptors on 4/21/96.
- Recorded his 1,000th assist against Golden State on 11/14/99.
- Participated in the slam-dunk competition during the 1993 NBA All-Star Weekend in Salt Lake City, Utah.
- In his Golden State Warrior debut, he scored 11 points and had seven rebounds in a 95-88 win over the Denver Nuggets.
- In his 11th NBA season, he started 41-of-56 games, averaged 30.9 minutes a game, along with 8.2 rebounds and 8.8 points a game.



Southern Miss Legends Club

Patrick Surtain	Football	1994-97
Jerry Taylor	Football	1954-56
Adalius Thomas	Football	1996-99

Bill Breene	Baseball	1972-75
Bobby Hamilton	Football	1990-93
James Henry	Football	1986-88
Sharon Montgomery-Nelson	Volleyball	1985-88
Kenny Siler	Men's Basketball	1983-87
Ricky Sutherland	Baseball	1973-76
John White	Men's Basketball	1984-88
Tim Yelverton	Men's Golf	1999-02

Inducted October 4, 2013

James Barry	Baseball	1959-63
Jeff Cook	Baseball	2000-03
Mike Craft	Football	1968-70
Stacey Hall	Soccer	1997-00
Bernard Haslett	Men's Basketball	1990-94
Derrick Nix	Football	1998-02
Wenston Riley	Men's Track	1999-00
T.J. Slaughter	Football	1995-99

Inducted September 19, 2014

Michael Boley	Football	2001-04
Kenny Fisher	Baseball	1955-57
Sherrod Gideon	Football	1996-99
Jerrett Hoffpauir	Baseball	2002-04
Nedra Hosey	Women's Basketball	1993-97
Jeff Kelly	Football	1998-01
Casey Price	Men's Basketball	1971-74
DeQuincey Scott	Football	1997-00
Jason Wilson	Track	1998-00

Over the years there have been many standouts to don Southern Miss Golden Eagle jerseys. There have been countless all-conference and All-American players. There have been members of conference championship and NCAA post-season teams. There have been those who made their mark on Golden Eagle athletics, excelling in different sports and eras, all giving their heart and soul for Southern Miss.

While the standouts to grace the fields and courts have been many, there's been a select few who truly carved a niche in their respective sports. Over the past few years, the Southern Miss Department of Athletics created an organization to honor these heroes – the Southern Miss Legends Club.

An idea inspired by former football great Sammy Winder, the Legends Club recognizes former university athletic standouts who made prominent contributions in their individual sports, while participating as student-athletes.

The players' athletic feats are enough to deserve the highest honor in the world of sports – having their respective jerseys retired. But with the Legends Club, Southern Miss' standouts do

not have their jerseys retired. Instead, the players are honored by being recognized with membership in this prestigious club. Their names and numbers will be displayed prominently in the athletic facilities in which they played.

There are 21 such members in the Legends Club, four of which are associated with the men's basketball program. Included in this group are all-star players Wendell Ladner, Nick Revon and Clarence Weatherspoon and legendary coach M.K. Turk. Ladner, Revon and Weatherspoon all rank among the best in points and rebounds, while Turk is the winningest coach in the program's history.

The remaining makeup of the Legends Club includes 13 football players, including Reggie Collier, Fred Cook, Hanford Dixon, Brett Favre, Ray Guy, Bucky McElroy, Derrick Nix, Hugh Laurin Pepper, Bubba Phillips, Adalius Thomas and Sammy Winder, as well as the 1958 and 1962 National Championship teams; women's basketball standout Janice Felder and women's softball stars Courtney Blades and Amy Berman. Only one other coach has been inducted into the select group -- women's basketball coach Kay James.

Inducted September 11, 2015

Gary Cannizarro	Baseball	1973-76
Rod Davis	Football	2000-03
Sherrod Gideon	Football	1996-99
Chris Hayden	Tennis	1990-93
Jeff Kelly	Football	1998-01
Billy Lyons	Football	1960-62
Patricia Nash Griffin	Women's Basketball	1992-96
Cedric Scott	Football	1997-00
Sheila Sims-Williams	Volleyball	1981-82, 84-85
Kenny Smith	Basketball	1976-80
Wilhemina "Kat" Smith	Women's Basketball	1982-85

• – Indicates Deceased

Legends Club Members (Basketball)

Name (Sport)	Years
Wendell Ladner (Basketball)	1967-70
Nick Revon (Basketball)	1951-54
M.K. Turk (Basketball)	1976-96
Clarence Weatherspoon (Basketball)	1989-92

Legends Club Members (All Sports)

Name (Sport)	Years
Amy Berman (Softball)	1999-00
Courtney Blades (Softball)	1999-00
Reggie Collier (Football)	1979-82
Fred Cook (Football)	1971-73
Hanford Dixon (Football)	
Brett Favre (Football)	1987-90
Janice Felder (Women's Basketball)	1990-94
Ray Guy (Football)	1970-72
Kay James (Women's Basketball)	1977-99

Wendell Ladner (Basketball)	1967-70
Bucky McElroy (Football)	
Derrick Nix (Football)	1998-00,02
Hugh Laurin Pepper (Football)	
Bubba Phillips (Football)	
Nick Revon (Basketball)	1951-54
Adalius Thomas (Football)	
M.K. Turk (Basketball)	1976-96
Clarence Weatherspoon (Basketball)	1989-92
Sammy Winder (Football)	1978-81

Legends Club Teams

Sport	Year
Football *	1958
Football *	1962

* – Won National Championship

All-Time Head Coaches

By Chronological Order

Coach	Years
R.J. Slay	1912-13
A.B. Dillie	1913-16
R.J. Slay **	1918-20
B.B. O'Mara	1920-21
O.V. Austin	1921-23
Herschel Bobo	1924-28
W.B. Saunders	1928-30
Allen Selby	1930-32
Pooley Hubert	1932-36
Reed Green	1936-41
Reed Green **	1945-46
J.D. Stonestreet	1946-48
Jess Thompson	1948-49
Lee Floyd	1949-54
Chuck Finley	1954-57
Fred Lewis	1957-62
Lee Floyd	1962-71
Jeep Clark	1971-76
M.K. Turk	1976-96
James Green	1996-04
Jeff Norwood *	2004
Larry Eustachy	2004-12
Donnie Tyndall	2012-14
Doc Sadler	2014-

* – Coached last two games of 2003-04 season

** – No Team from 1916-18 and 1941-45

By Wins

Coach	Years	W	L	Pct.
1. M.K. Turk	1976-96	301	266	.531
2. Lee Floyd	1949-54, 62-71	246	148	.624
3. Larry Eustachy	2004-12	142	113	.557
4. James Green	1996-04	123	109	.530
5. Fred Lewis	1957-62	89	38	.701
6. Donnie Tyndall	2012-14	56	17	.767#
7. Jeep Clark	1971-76	41	85	.325
8. Chuck Finley	1954-57	39	42	.481
9. Herschel Bobo	1924-28	31	17	.653
10. A.B. Dillie	1913-16	29	14	.674
11. Reed Green	1936-41, 45-46	24	37	.393
12. Pooley Hubert	1932-36	21	30	.412
13. O.V. Austin	1921-23	15	6	.714
14. J.D. Stonestreet	1946-48	14	15	.483
15. W.B. Saunders	1928-30	12	13	.480
16. R.J. Slay	1912-13, 18-20	9	7	.563
17. Doc Sadler	2014-	17	41	.293@
18. Jess Thompson	1948-49	6	10	.375
19. B.B. O'Mara	1920-21	2	2	.500
20. Allen Selby	1930-32	1	8	.111
21. Jeff Norwood *	2003-04	0	2	.000

* – Coached last two games of 2003-04 season

– All of Tyndall's wins were vacated by NCAA

@ – First six of Sadler's wins vacated

By Winning Percentage

Coach	Years	W	L	Pct.
1. Donnie Tyndall	2012-14	56	17	.767#
2. O.V. Austin	1921-23	15	6	.714
3. Fred Lewis	1957-62	89	38	.701
4. A.B. Dillie	1913-16	29	14	.674
5. Herschel Bobo	1924-28	31	17	.653
6. Lee Floyd	1949-54, 62-71	246	148	.624
7. R.J. Slay	1912-13, 18-20	9	7	.563
8. Larry Eustachy	2004-12	142	113	.557
9. M.K. Turk	1976-96	301	266	.531
10. James Green	1996-04	123	109	.530
11. B.B. O'Mara	1920-21	2	2	.500
12. J.D. Stonestreet	1946-48	14	15	.483
13. Chuck Finley	1954-57	39	42	.481
14. W.B. Saunders	1928-30	12	13	.480
15. Pooley Hubert	1932-36	21	30	.412
16. Reed Green	1936-41, 45-46	24	37	.393
17. Jess Thompson	1948-49	6	10	.375
18. Jeep Clark	1971-76	41	85	.325
19. Doc Sadler	2014-	17	41	.293@
20. Allen Selby	1930-32	1	8	.111
21. Jeff Norwood *	2003-04	0	2	.000

* – Coached last two games of 2003-04 season

– All of Tyndall's wins were vacated by NCAA

@ – First six of Sadler's wins vacated



M-Club Hall of Fame

Melvin "Pel" Autry •	Football	1939-40-41
Tom Bishop •	Basketball	1950-53
Robert "Curley" Dement •	Football	1941, 46-47
C.L. "Dipse" Dews •	Football	1940-42
Nollie C. Felts Sr. •	Football	1922-24, 26
Jack Gallagher •	Basketball	1950-53
Reed Green •	Football	1930-33
M.C. Johnson •	Football	1939-40
William "Mike" Katrishen •	Football	1941-42, 46-47
Joe Latham •	Football	1941, 46-47
Fred "Coon" Leech •	Football	1922-25
A.D. "Sandy" Morgan •	Football	1938-39
John M. "Bubba" Phillips •	Football	1947-50
Henry "Hindu" Reynolds	Football	1947-48
Bracie Smith •	Football	1936-37
James Stubbs •	Golf	1947-50
Reginald Switzer •	Football	1936-37
Richard "Dick" Thames •	Football	1941-46
P.W. Underwood •	Football	1954-56
Joe Vetrano •	Football	1940-42
George Westerfield •	Football	1936-38

Henry "Frenchie" Bolis •	Football	1939-40
Frank Brown •	Football	1946-48
G.F. "Sporty" Dabbs Jr. •	Football	1937-38
Bobby Holmes •	Football	1949-50
Earl "Harlow" Morgan •	Football	1936-37
Don Owens •	Football	1953-56
Hugh Pepper	Football	1952-53
Nick Revon •	Basketball	1951-54
Jay Smith •	Football	1946-47
J.D. Stonestreet •	Football	1935-36
O.M. "Brownie" Thomas •	Football	1930-31
Fred Waters •	Baseball	1947-48

Charles Gillis	Golf	1953-56
Micky Harrington	Basketball	1952-55
Billy Jarrell	Football	1953-54
Jesse Elmo Lang •	Football	1949-52
Roland Loper •	Football	1940-41, 46
Bucky McElroy •	Football	1949-52
C.G. Meador Sr. •	Football	1913-14
Andy Webb •	Football	1937-38

Victor Allgood •	Basketball	1947-48
Doyle Coats •	Football	1926
Cliff Coggins •	Football	1948-49
Jim Davenport	Football	1952-54
Frank Montague Sr. •	Football	1913
George Sekul	Football	1957-58
Arno Vincent •	Football	1937-38

Morris Brown •	Football	1947-50
Hamp Cook	Football	1952-54
Fred Dickey •	Football	1938-39
Tony Martello •	Football	1929-31
Bob Yenko	Football	1955-58

Clay Boyd •	Football	1932-33
J.P. Hackney •	Football	1926-29
Thomas A. Morrow	Football	1958-60
Frank Spruiell •	Football	1948-49
Melvin "Bucky" Waters •	Football	1955-58

G.S. "Scotty" Bryne	Golf, Football	1951-53
Oba Ladner •	Football	1935-36
Hugh McInnis •	Football	1957-59
Leo Purvis •	Football	1935-36
Joe Stringfellow •	Football	1939-41

Les De Vall •	Football	1940-41
Ed Langford •	Football	1947-49
Perrin Purvis •	Football	1935-38
	Tennis	1935-38
Vic Purvis	Football	1963-65
John T. Russell •	Football	1956-58

M.G. Clements Jr. •	Football	1940-41
D.C. Leech •	Football	1923-24
Walter Love III	Golf	1955-56, 60
Bob McKellar	Football	1950-52
Jerrell Wilson •	Football	1961-62

Roy Danforth	Basketball	1958-61
Thomas "Scoop" Howard •	Football	1937-39
Don Hultz	Football	1960-62
Maxie Lambright •	Football	1946-48
C.J. "Pete" Taylor •	Football	1941-46

Doug Barfield	Football	1954-56
Les Clark •	Football	1953-55
L.E. Gaffard •	Football	1920-23
Phil Musneci •	Football	1948-51
Wayne Pulliam	Basketball	1957-59

Jimbo Green	Baseball	1961-63
Gary Hannan	Basketball	1963-66
Buddy Supple	Football	1957-59
Al Tregle	Football	1954-56
Robbie Webb •	Golf	1957-60

Jackson Brumfield	Football	1951-53
James R. Carpenter	Basketball	1948-50
Pat Ferlise •	Football	1951-52
Harold Hays	Football	1960-62
Tom Russell	Football	1965-67
Thad "Pie" Vann •	Football Coach	1937-68

Frank Baker	Baseball	1965-67
Ray Guy	Football	1970-72
Richard Johnston	Football	1956-58
Wendell Ladner •	Basketball	1967-69
Reese Snell •	Football	1947-49
B.O. Van Hook •	Golf Coach	1951-69

Billy Allgood	Basketball	1949-52
Fred Cook	Football	1971-73
Lee Floyd •	Basketball Coach	1949-53
		1962-71
Wiggle Green •	Boxing	1935-38
Jackie Howard •	Football	1951-54
Willie Oubre •	Football	1936-38

Dick Caldwell	Football	1951-53
Morris Meador	Football	1959-61
Clyde "Heifer" Stuart •	Coach	1949-58
Wilson Plunkett	Football	1972-74
Joe Yenni •	Football	1939-41

Jimmy Havard	Football	1960-62
Jim King	Football	1963-64
Andin McLeod	Football	1959-60
Norris Thomas	Football	1972-75
Tom Walters	Football	1962-63

Wesley "Buzzy" Clark •	Football	1953-55
Bob Garrison •	Basketball	1955
Lewis Murray Jr. •	Football	1950
Doug Rouse	Football	1968-69
Jake Scott •	Football	1936-38
H.A. Smith •	Football Coach	1949-54

J.C. Arban	Football	1955-58
Ken Avery	Football	1964-66
Bo Dickinson •	Football	1953, 56-57
Don Fuell	Football	1959-61
J. Lloyd Milam •	Faculty Rep.	1953-79
Doug Satcher	Football	1963-65

Sam H. Hall	Golf	1954-58
Nick Kolinsky	Football	1961-63
John Mangum •	Football	1964-65
Lawrence Meeks	Football	1954-57
Billy Mikel	Football	1968-70

Ed Assaf	Baseball	1966-68
Jim Brashier •	Football	1951-53
Ace Cleveland •	SID	1955-86
Bill Devrow	Football	1964-66
Larry Moulton •	Football	1968-70
John Sawyer	Football	1972-74
Poochie Stringfellow	Football	1964-66

Hank Autry	Football	1966-68
Marvin E. Breazeale	Football	1961-62
Rick Donegan	Football	1969-71
Ken Fortenberry	Basketball	1955-58
Dr. E.Larry		
"Doc" Harrington •	Trainer	1950-94
	Tennis Coach	1950-94
Eddie Kauchick	Football	1949-51

Carl Allen	Football	1974-76
Billy Applewhite	Golf	1962-65
Troy Craft	Football	1964-66
Amos Fowler	Football	1975-77
Bobby Posey •	Football	1951-53
Bob Stevens •	Football	1947-48

Jeff Bower	Football	1973-75
Capt. Billy Dickson	Baseball	1960-63
Hanford Dixon	Football	1977-80
Dr. William D. McCain •	President	1955-75
Clint Tapper	Football	1971-73
Don Winstead •	Football	1947-48

Lionel Fayard	Football	1968-70
Shirley Jones-Hill	Basketball	1977-81
Buddy Palazzo	Football	1970-72

Fred Smallwood	Football	1953-55
Sammy Winder	Football	1978-81

Larry Boyd	Basketball	1979-83
	Football	1983
	Baseball	1981
Bud Brown	Football	1980-83
Richard Byrd	Football	1981-84
Hill Denson	Baseball	1966
Buster Mullin •	Football	1946-47
John Prince	Basketball	1974-77

Bill Davis	Football	1966, 69-70
Larry Harrington Jr.	Football	1976-78
	Baseball	1979-80

Glen Howe	Football	1980-83
Earl Marshall	Football	1956-57
M.K. Turk •	Basketball Coach	1976-96

Mike Crenshaw	Football	1976-78
Dickie Dunaway	Football	1965-67
George Herring •	Football	1954-55
Mike McAdams	Football	1966-68
Portland McCaskill	Basketball	1981-85
Anthony "Stoney" Parker	Football	1975-78

Chuck Cook	Football	1977-80
Webb Farish	Football	1950-51
Jim Gallaspy	Head Trainer	1974-00
Helen Grant	Women's Basketball	1977-79
	Softball	1980
	Tennis	1978-79
	Volleyball	1979
	Volleyball Coach	1980-91
	Tennis Coach	1981-87
	Softball Coach	1987-92
Milo McCarty	Football	1965-67

Kay James	Basketball Coach	1977-99
Louis Lipps	Football	1980-83
Hugh Mitchell •	Football	1953-54
Doc Roberts •	Golf	1952
Ron "Clump" Taylor	Football	1976-79
Hub Waters •	Football	1952-54
Ben Willoughby	Football	1961-62

Bill Boling	Football	1951-54
Steve Carmody	Football	1980-83
Doc Roberts •	SID	1951-54
Bob Weathers	Basketball	1950-54

Dr. Robert Boothe	Basketball	1955-58
	Baseball	1955-58
Fred Cooley	Baseball	1987-89
Roland Dale •	Athletic Director	1974-87
Willie Heidelberg •	Football	1970-71
Arthur J. "Red" Mangum •	Football	1947-48

Rich Corsetto	Basketball	1968-71
	Baseball	1968-71
Jim "Coon Dog" Davis	Football	1953-54
Brett Favre	Football	1987-90
Joye Lee McNelis	Women's Basketball	1980-84

Ben Garry •	Football	1974-77
Dr. Aubrey K. Lucas	President	1975-97
Corky Palmer	Baseball	1974-77
Tony Rouchon	Football	1950-52

Randy Butler	Football	1976-78
Tom Le Gros	Football	1949-51
	Baseball	1949-52
George Stevens •	Football	1947-48
	Basketball	1947-49
Bob Witt •	Football	1941-46

Thamas Coleman •	Coach	1978-99
Reggie Collier	Football	1979-82
Janice Felder	Women's Basketball	1990-94
Randolph Keys	Men's Basketball	1984-88
Jackie Laird	Men's Basketball	1960-64
John Perkins •	Football	1957-58
Jimmy Taylor	Football	1956-58
Donnie Young	Track	1980-84

Billy Coleman	Football	1961-62
Nancy Faulk	Basketball	1977-81
Sam Hollingsworth	Basketball	1953-55, 57-59
H.C. "Bill" McLellan •	Athletic Director	1986-98
Barbara Taylor Gandy	Softball	1980-82
Butler "Sonny" Tucker	Football	1957-59
Mitchell Williams	Track	1980-84

Willie Coats	Football	1957-58
Bobby Collins	Head Football Coach	1975-81
Marvin Harvey	Football	1977-80
L.T. Herrmann •	Football	1952-54
Steve Knight	Baseball	1975-78
Diana Lyons-Jones	Basketball	1977-79
Chuck Rohe	Track & Field	1982-83

Rex Barnes •	Football	1967-69
Tanya Bullock	Basketball	1991-94
Tommy Davis	Baseball	1992-94
Charles Elzey	Football	1957-59
Glen Hnatiuk	Golf	1985-88
Tyrone Nix	Football	1990-93
Ken Shearer	Admin. Asst.	1957-60

Dr. Wayne Adkison	Football	1966-68
Marshall Bell	Track & Field Coach	1979-97
Stephanie Brown DeBrisco •	Cross Country	1989-92
	Track & Field	1989-92
Steve Clark	Football	1981-83
Shelton Gandy	Football	1985-88
Todd Nace	Baseball	1989-91
James van Norman •	Golf	1954-57

Casey Fisher	Basketball	1985-88
Jeff Hammond	Football	1976-78
Onesimus Henry	Football	1984-87
Steve Summer	Golf	1988-91
Jack Thomas •	Asst. Coach/Football	1958-60
Kerry Valrie	Football	1987-90
	Baseball	1988-90

Sam Bella	Football	1962-63
Courtney Blades-Rogers	Softball	1999-00
John Brechtel •	Football	1962
	Baseball	1961-63
Gene Carlisle •	Mascot	1962-63
Greg Hausler	Football	1981-84
Jimmy Haynes	Football	1969-71
Pat Kergosien	Track	1982-86
Clemon Terrell	Football	1980-83
Clarence Weatherspoon	Basketball	1989-92

Amy Berman	Softball	1999-00
Larry Ecyer	Football	1962-64
Ricky Floyd	Football	1978-81
Kenny Glenn	Track	1987-90
Derek Hamilton	Basketball	1985-88
Vinson "Bill" Sullivan	Football	1957-58
Dr. Shelby Thames	President	2002-07

Richard "Dick" Shields •	Football	1933-35
Ronald J. Slay •	Head Football Coach	1912

Owen Bowen III	Football	
	Admin. Asst.	1974-pres.
Harmon (Bull) Brannan	Football	1963-64
Mike Denney	Football	1972-74
Buddy King	Football	1986-89
Michael Hansson	Men's Tennis	1982, 84-86
Kyle Logan	Baseball	1994-97
Charlie McArthur	Football	1957-59
Lynn McLelland	Athletic Depart.	1974-11

Jim Carmody	Football Coach	1982-87
Erin Doyle-Packer	Women's Golf	1997-00
Wydyol Faggard •	Track	1954-57
Marchant Kenney	Football	1994-97
Louis D. Megehee •	Football	1928-29
Lee Roberts	Football	1994-98

Mark Carmichael	Football	1979-82
Charles Dedwylder	Football	1959-61
Jennifer Ford	Softball	1999-00
Larry Hancock	Football	1962-63
Kevin Mangum	Athletic Trainer	1978-81
Butch McKenzie	Men's Tennis	1980-83
Bill Selby	Baseball	1991-92
Rhett Whitley	Football	1978-81

Darrin Chancellor	Men's Basketball	1987-91
Joe Dawson	Men's Basketball	1978-82
Angela Atterberry	Women's Basketball	1997-00
Keith Kennedy •	Men's Swimming	1980-84
Chris Logan	Baseball	1990-94
Todd Pinkston	Football	1996-99



All-Time Letterwinners

A

Agee, Rod	1995-96-97-98
Alessandri, Leo	1939
Allen, Edwin	1934
Allgood, Billy	1950-51-52-53
Allgood, Victor	1948
Allums, John F.	1931
Ambres, Mildon	2005-06
Anglin, Dallas	2015
Anderson, Steve	1995-96
Armelin, Chip	2014-15
Armstrong, Terry	1958
Arnold, Daryl	2010
Arnold, Jerome	1978-79
Austin, Leroy	1936
Autrey, Melvin	1941
Awaji, Buchi	2010
Ayarza, Josimar	2010-11

B

Bain, Gijo	2007-08
Baker, Frank	1966-67
Barnes, Josh	2008-09
Barnes, Norman	1978
Bates, H.G.	1920-21-22
Bates, Louis	1988-89
Beasley, Charles	1957
Beasley, Courtney	2006-07-08-09
Beck, Marvin	1956
Bell, A.D.	1937-38
Benson, J.C.	1914
Bingaya, Matt	2014-15
Bishop, Tom	1950-51-52-53
Blevins, Keljin	2015-16
Blue, Thomas	1938
Boardingham, Daveon	2013-14*
Boetler, Louis	1949
Bolden, Maurice	2010-11-12
Bolton, Terrell	2001
Booker, Carlos	1999-2000
Boothe, Bob	1956-57-58
Bowden, Bobby	1972
Bowe, D.J.	1986-87-88
Boyd, Larry	1980-81-82, 1982-83
Boyd, Roger	1988-89
Boyd, Vernon	1933-34
Branch, Terry	1973-75-76
Brasfield, Stephen A.	1927-28-29
Braswell	1928
Brewer, Bryson	2007-08-09-10
Brinkley, Tobias	2000
Britt, Arthur	1933
Brock, Leon	1939
Brooks, Jerrold	2013-14*
Brown, Aaron	2014
Brown, Dwayne	2005
Brown, John	1987-89
Brown, Obie	1933-34
Brown, Willie	1986-87-88-89
Buckley	1930
Burns, Leo	1931-32
Burns, Robert	1933
Burton, Ernie	1970-71-72

Busby, J.M.L.	1921
Bush, Izzy	1923
Butts	1931
Byrne, John	1970-71-72
Byrne, Tommy	1971

C

Caldwell, F.M.	1916
Cameron, Terry	1992-93
Campbell, Steve	1976-77
Carey, Norville	2013-15
Carlisle, Richard	2012
Carlson, Jim	1976-77
Carpenter, James Ray	1949-50
Carruth, Rashaad	2005
Carter	1927
Carter, Clement	2001-02-03-04
Carter, Marlon	1999-2000
Cauthen, Mel	1998-99-2000-01
Cawley, Jim	1947
Chancellor, Darrin	1988-89-90-91
Chandler, Frank	1956-57
Chapman, Allen	1986-87-88-89
Chapman, Jamie	2013-15
Childers, Ron	1979
Chrestman, J.H.	1929
Christmas, J.H.	1929
Clark, Eugene "Jeep"	1951-52-53
Clarke, Harry	1941
Clay, Lamar	1934
Clinton, Don	1960-61
Clyburn, Jerome	2010
Coates	1926
Coats	1923
Cochran, Linwood	1935
Coggins, Cliff	1949
Coleman, Cornell	1976-77-78
Coleman, F.M.	1916
Coleman, Mike	1975
Cooks, Brandon	2008
Cornwell, David	2006
Corsetto, Rich	1969-70-71
Coughlin, Walton	1925
Courtney, Joe	1991-92
Cowart, O.E.	1923-25
Crabb, P.	1921
Craft	1928
Craft, C.E.	1921
Craft, Craig	2006-07-08-09
Craig, Michael	2013-14
Crane, Losa	1925
Cronia, George	1947
Crowell, Marcus	1989-90
Crowley, Paul	1981-82-84
Cumbest, Orvis	1949
Cummings, Upton	1936
Cunningham, Houston	1971
Curry, Don	1959-60
Curtis, Kenny	1950
Crosby, Michael	1983

D

Dailey, Kenny	1982-83
---------------	---------

Dale, Dallas	1990-91-92
Dale, V.C.	1916
Danforth, Roy	1959-60-61-62
Daniels	1935
Dannenbring, Tom	1978-79
Davenport, Buddy	1972
Davidson, Kent	1969-70
Davis, A.	1921
Davis, A.S.	1919
Davis, Dwayne	2013
Davis III, Eddie	2015-16
Davis, Fred E.	1926-29
Davis, J.W.	1927-31
Dawson, Joe	1979-80-81-82
Dearman, Billy	1941
Delia, Alex	1959-60-61
Denson, W.C.	1922
Devail, Les C.	1941
Dever, Ed	1941
Dews, C.L.	1941
Didier, Mel	1949
Diethorn, Dale	1969-70
Dodge, Paul	1968-69
Dodson, C.F.	1925-26-27
Dodson, Darnell	2012
Dodson, Ron	1962-63
Dorman, James	1949
Dorr, Ross	1995
Dotson, Demar	2007-08
Drake, Godfrey	2004
Duncan, Bernard	2001-02
Dunn, Jason	1991-92-93-94

E

Eason, Edgar	1981-82
Eason, Jeremiah	2014-15*
Eddy, Don	1956-57-58
Edkins, Bill	1967-68-69
Edwards, Cortez	2016
Edwin, Deon	2013
Ellis, Frank	1962-64-65-66
Eubanks	1923
Evans, G.G.	1919-20

F

Farrish, Webb	1949
Felts, Nollie	1923-24-25-27
Ferrell, Hugh	1925-26
Fields, Steve	1976-77-78-79
Fisher, Casey	1985-86-87-88
Flanagan, P.P.	1927-28
Fletcher, Roy Lee	1985
Flowers, Earl	1999-2000
Flowers, Gary	2010-11
Floyd, Charles	1955
Floyd, Jimmie	1995-96-97-98
Ford, Michael	2005
Forte, James	1941
Forte, Jason	2003-04-05-06
Fortenberry, Ken	1958-59
Foshee, Orville	1947
Franklin, Alahjah	2012
Freeman, Glover	1939

Freeman, Muss	1949
Fulton, Orin	1955
Funderburk, Mark	1981-82
Furlow, S.M.	1914-15-16

G

Gafford, L.E.	1921-22
Gaines, Charles	2003-04
Gallagher, Jack	1950-51-52-53
Gantt, Ben	1959-60-61
Gardner, W.C.	1929
Garrett, Denton	1936-37
Garrison, Bob	1955
GINLEY, John	1986
Gittleman, Steve	1972
Goldberg, Richie	1959-60-61-62
Goold, Bob	1958
Green, Curtis	1981-82-83-84
Green, DeWayne	2007
Green, Reed	1931-32-33-34
Greene, Steve	1973-74
Greer, George	1936
Gregory, J.E.	1922
Grubar, Joe	1961-62-63-64
Guy, T.J.	1916

H

Hackney, J.P.	1927-28-29-30
Hadley, Shawn	1992-93
Halbert, James	1933-34
Hall, Keith	1955
Hall, Travis	2006
Hamilton, Derrek	1985-86-87-88
Hammack, Bill	1969
Hammond, Dave	1974
Hannan, Gary	1964-65-66-67
Hanzo, Al	1949
Hardwick, Bob	1958
Harper, Carl	1962
Harrington, Micky	1952-53-54-55
Haslett, Bernard	1991-92-93-94
Hatten, Bill	1956-57-58
Hawkins, Jack	1974-75-76
Hayes, Davon	2015
Haywood, David	2002-03-04-05
Henderson, Billy	1997
Henderson, Carl	2000-01
Hendericks, Troy	1939
Herbert, Wayne	1974
Herrington, J.W.	1947-48-49
Herrington, Roland	1919
Hilbun	1919
Hill	1926
Hill, B.L.	1929-30
Hill, Jack	1950-51
Hill, Jarvis	2007
Hines, Stan	1963-64
Hinton, Jurado	1986-87-88-89
Holland, Kevin	2015
Hollingsworth, Sam	
	1954-55-58-59
Hollon, Paul	1979
Holloway, Harold	1947

Holt	1915
Horton, R.L.	2008-09-10-11
Houston, Deonte	2014
Hudson, Ethridge	1933-36-37
Huff, Pope	1939
Hunt, Will	1948
Hurdle, Jesse	1936

I

Ifeanyichukwu, Ude	2014*
Ivy, Jake	1941

J

Jackson, Cornelius	1977-78
Jackson, Kourtlin	2016
Jackson, Ronald	1980-81
Jenkins, Cedric	2011-12-13
Jenkins, Daron	1990-91
Jett, Michael	1983-84-85-86
Jett, Steve	1984-85
Jiles, Eddie	1980-81
Johnson, Angelo	2010-11-12
Johnson, Bob Tom	1965-66
Johnson, Nick	1925-26
Johnson, R.H.	1928
Johnson, Greg	2003-04
Johnson, Jasper	2003-04
Johnson, Ron	1964-65
Johnson, Russell	1990-91
Jones, Bobby	1970-71-72
Jones, Jerome	1988-89-90
Jones, Mike	1994-95-96-97
Jones, John Wesley	1940-41
Jones, Rickey	1989-91-92
Jones, Sam Shelton	
	1993-94-95-96
Jones, Theodore	1930
Jones, Vandarel	1998-99-2000-01
Jones, Vaughn	1952-53-54
Jones, Victor	1934-35
Jones, Wilbert	1975
Jordan, Wilbert	1970-71-72
Jordan, Wilmer	1933

K

Kea, Harold Ray	1957-58-59
Keeler, Michael	1986
Kersh, H.H.	1921
Keys, Randolph	1985-86-87-88
Kidd, Ron	1966-67
King, James	1975-76
Kinney, Bob	1956-57
Kochersperger, Gary	1965-66-67

L

Lacey, John	1990-91-93
Lackey, Greg	1979-80
Ladner, Berlin	1966-67-68
Ladner, Jay	1985-87-88
Ladner, Wendell	1968-69-70
Lahr, Al	1971-72-73
Laird, Jackie	1961-62-63-64
Lambert	1925



All-Time Letterwinners

Lambert, Ben	2002
LaMonte, Kyle	2006
Lane	1925
Lee, Wayne	1954-55
Lee, Zack	1920
Leach, Bill	1938-39
Leach, D.C.	1921
Leech, F.S.	1922-23-25
LeGros, Tom	1949
Lever, John	1932
Lewis, Earl	1975-76
Lewis, John	2004
Lewis, Robert	1998-99
Lindley, R.V.	1937
Lino, Gustavo	2009-10
Livingston	1925
Lockhardt, Jack	1967-68-69
Logan, Bill	1978-79
Longest, H.B.	1913-14-15
Loper, Edmond	1932
Loper, O.B.	1929
Lossette, David	1931
Lovette, Vardaman	1940-41
Lundberg, Bill	1960-61

M

Magahee, F.M.	1921
Maher, Ed	1963
Malone, Ronnie	1974
Maras, Dan	1948
Marsh, Deora	1981-82
Martin, Carey	1993
Masson, Glenn	1973-74-75
Martello, Tony	1930-31-32
Mathis, Richard	1968-69
May, George	1928
May, George	1934-35
McCarley, Howard	1938-39-40
McCarty, Kelly	1995-96-97-98
McCauley, Rodney	2009
McCleskey, Donnie	1975
McCleskey, H.L.	1919-20
McCormick, Al	1963
McCormick, Boots	1947
McCormick, Quinn	1949
McDaniel, Robert	1984
McDonald, B.L.	1933
McDowell, Ira	1940
McGill, Rashard	2012-13
McKnight, O.A.	1926-28
McLemore, Bill	1932
McLendon, Frank A.	1929-30
McLeod, C.R.	1915
McMillan, Dennis	1976-77
Mealor, Newton	1990-91-92-93
Megeehee, Lewis, D.	1930
Meneses, Pete	2001-02
Migliazzo, John	1958-59-60
Miller, Bruce	1962-63-64-65
Miller, Ray	1925
Milling, Clarence L.	1925
Milling, H.C.	1929-30-31
Millinghaus, Shadell	2015

Mills, Clyde	1961
Mills, Jonathan	2012-13
Milstead, Jimmy Joe	1956-57-58
Mims, Elvin	2001-02
Mitchell, Carl	1982-83
Mitchell, Shakiem	2005
Mitchell, W.D.	1925-26
Montgomery, Barry	1976-77-78
Montgomery, Dillet	1977
Montgomery, John T.	1920
Moody, C.P.	1937
Morgan, Audice	1938
Morgan, Earl	1937
Morris	1913
Morris, Maurice	1994-95
Morton, Jim	1968-69-70
Murphy, Harvey	1989
Murphy, Pat	1966-67
Myers, Herman	1993-94
Myles, Mario	2000-01-02-03

N

Nall	1925
Newbill, D.J.	2011
Nix, A.L.	1925-27-28
Nobles	1931

O

Oakley, G.E.	1929
Odom, Rascal	1965
O'Donnell	1915
O'Donnell, Michael	2015-16
O'Keefe, John	1951-52-53-54
Ortiz, Kenneth	2010
Ott, A.D.	1934-35
Oubre, Willie	1938
Ovca, Joe	1940-41
Owen, James R.	1947

P

Pace, Jim	1949
Page, LaShay	2011-12
Palma, Kent	1971-72
Palmer, James	1973-74-75-76
Parker, W.L.	1922
Partee, Kayland	2011
Pattman, James, Jr.	2002-03
Payne, Charles	1964-65
Peacock, R.V.	1916
Pearce	1925
Pelham, Torye	2010-12
Pepin, Bill	1959
Pennington, LaVanne	2010
Petro, Rex	1965-66
Pettus, Randy	1987-88-89
Phillips	1932
Phillips, Ahyaro	2011-12
Phillips, Pedro	1998
Pigott	1923
Pittman, Ronald	2004
Poole, Jack	1980
Pope, Eddie	1984
Powell, Ryan	2002

Powell, W.C.	1916
Prater, Greg	1974-75-76
Prestage, Aaron	1940
Price, Casey	1972-73-74
Price, Khari	2016
Price, Marcus	1996
Prince, John	1975-76-77
Prince, Philip	1997
Pulliam, Wayne	1958-59-60
Purvis, J.F.	1919
Purvis, Leo	1936-37
Purvis, Perrin	1937-38

Q

Quinn, Tyler	2005-06
--------------	---------

R

Rabin, Ronald	1954-55
Ragland, Evan	1947-48
Ragland, Ricky	1970-71
Ramey, Michael	2016
Reed, Neil	1999
Rembert, Ron	1990-91-92
Revon, Nick	1951-52-53-54
Revon, Ricky	1971
Reynolds, Henry	
“Hindu”	1948-50
Rich, John	1939
Richards, Anthony	1996-97-98-99
Richardson, Brad	2001-02
Richardson, Sam	2004
Riggan, C.L.	1920
Rigsby, Carey	2002
Robbins, Christian	2013
Roberts, Damien	1995-96
Robinson, A.G.	1956
Robinson, Willie	1979-80-81-82
Romo, Joe	1948
Rowan, T.J.	1915-16
Rowe, Tim	2016
Runnells, D.C.	1921
Runnells, J.D.	1919-20
Russell, G.H.	1927-28

S

Sample, G.K.	1914
Sanders, Al	1948
Schapker, Ken	1976-77
Schwab, Mark	1999
Scott, George	1994-95-96-97
Scott, Jake	1938-39
Sharp, Merv	1964-65
Sheffield, Joe	1926
Shields, Richard	1934-35
Shirley, J.E.	1920-21
Shows, Carroll	1933-34
Shows, W.T.	1913
Siler, Kenny	1984-85-86-87
Simmons, Adam	1984-85
Simmons, Jim	1973
Simons, Jim	1972-73
Singleton, Jarekus	2004-05-06
Skelton	1913

Smith, Alvin	1932-35
Smith, Bill	1973-74
Smith, Bracey	1937-38
Smith, Brent	1957
Smith, Cory	2009
Smith, Damien	1994-95-96-97
Smith, Doug	1935-36
Smith, Eugene	1913
Smith, Jay	1947
Smith, Jimmy	1987-88-89
Smith, Kenny	1977-78-79-80
Smith, W.C.	1915-20-21
Smith, Willie	1929
Smith, W.S.	1919
Sorenson, Roger	1952-53
Spence, William	1931-32
Spigener, C.W.	1927
Stacey, Doug	1963-64-65-66
Stapleton, Arthur	1998-99
Stephens, Andre	2007-08-09-10
Stewart, Rick	1965-66
Steven, Gilbert	1947
Stevens, George	1948
Stiggers, Dante	2002-03-04-05
Stinchcomb, Donald	
	1978-79-80-81
Stone, Sai'Quon	2007-08-10-11
Stonestreet, J.D.	1935-36
Stribling, Doyce	1933-34-35
Stringfellow, Joe D.	1940-41
Strumillo, Carl	1975-76
Stubblefield, Marty	1983
Stubbs, Nevin	1935
Suarez, Rasham	2015*
Sullivan, Charles	1988-90
Sumblin, Tim	1971-72
Sumners, C.L.	1916
Suttles, Ken	1983-84
Swilley, Howard	1976-77-78
Swindle, Robert	1967-68-69

T

Tatum, Pat	1949
Taylor, E.S.	1915
Tenore, Jim	1928
Thigpen	1932-33
Thomas, Avery	1992-93-94-95
Thomas III, Robert	2016
Thompson, Kilavorus	
	1999-2000-01
Thompson, R.L.	1914-15
Thornburry, Brice	1966-67-68
Thornbery, Danny	1972-73
Tisza, Marc	1983-84
Triplett, Calvin	1947
Tucker, R.H.	1923-25
Tujaque, Jr., J.M.	1925
Tullos, Wyatt	1950-51
Turner, Ford	1963-64

U

Upton, Paul	1949
-------------	------

V

van Vracken, Charles	1933
Van Tone	1940-41
Vick	1915
Vincent, Arno	1938-39
Vines, M.R.	1922
Visockis, Donatas	2006
Vitrano, John	1968-69-70

W

Wade, Bill	1955
Waites, Otis	1922-23-25-26-27
Walker, Jim	1962-63-64
Walker, Tracy	1936-37
Wall, David	2000-01
Walley, O.	1929
Walton, Lin	1939
Ward, Henry	1947-48
Ward, Jim	1951
Ware, J.W.	1919-20
Waters, Fred	1947
Watson, Neil	2012-13-14
Watts, Mutt	1953-54-55
Watts, Raheem	2016
Watwood, Louis	1938-39
Weatherby, Robert	1932
Weathers, Bob	1951-52-53-54
Weathers, Webster	1947-48
Weatherspoon, Clarence	
	1989-90-91-92
Webb, Andy	1938
Weems, S.O.	1928
Weems, W.A.	1928
Welch, Jerry	1962
Westerfield, George	1937-38-39
Whisby, Glenn	1992-93-94-95
White, John	1985-86-87-88
Wierson, Hank	2007-08-09
Wiggins, Johnny	1941
Wiggins, Wallace	1941
Whitaker, S.G.	1928
Williams, Fred	1992-93-94-95
Williams, James	1982-83-84-85
Williams, Kody	2011
Williams, R.	1931-32
Williamson, Roy	1935-36-37
Winn, Kevin	1998-99
Wise, Jeremy	2007-08-09
Wollenben, Jim	1955
Wood, Morris	1977
Woodward, D.M.	1925
Woolever, Royce	1973-74

Y

Yachinich, Tom	1970-71
Youngbloom, Ron	1957-58

Z

Zuffa, Maros	2007
--------------	------



All-Time Results

Reed Green

Record: 24-37 | 6 seasons | 1936-41, 45-46

1945-46 | 0-1

H: 0-1 | **A:** 0-0 | **N:** 0-0

Coach: Reed Green

01/10 Louisiana Tech W, 24-36

J.D. Stonestreet

Record: 14-15 | 2 seasons | 1946-48

1946-47 | 7-5

H: 4-4 | **A:** 3-1 | **N:** 0-0

Coach: J.D. Stonestreet

01/17 Loyola (N.O.) L, 42-58
01/22 Southeastern Louisiana W, 42-33
01/23 at Mississippi College W, 66-40
01/24 at Sanders Independents W, 49-39
01/28 at Southeastern Louisiana W, 55-39
01/31 Louisiana College W, 54-42
02/01 Loyola (N.O.) L, 38-65
02/03 University of Havana L, 55-62
02/05 Spring Hill W, 69-56
02/17 Mississippi College W, 64-62
02/18 Louisiana Tech L, 47-77
02/26 at Spring Hill L, 51-60

1947-48 | 7-9

H: 3-4 | **A:** 4-4 | **N:** 0-1

Coach: J.D. Stonestreet

01/03 vs. Tulane ¹ L, 54-68
01/08 at Mississippi College W, 49-42
01/14 Tyndall Field (Fla.) W, 44-40
01/15 Loyola (N.O.) L, 40-41
01/21 Bogalusa Gaylords L, 50-52
01/23 at Loyola (N.O.) L, 42-46
01/24 at Louisiana-Lafayette L, 48-58
01/29 Southeastern Louisiana W, 62-42
02/04 Spring Hill L, 45-65
02/05 Keesler Field L, 46-53
02/12 at Pensacola NAS W, 61-57
02/13 at Tyndall Field (Fla.) W, 71-48
02/14 at Tyndall Field W, 84-61
02/16 Mississippi College W, 49-40
02/17 at Southeastern Louisiana L, 44-54
02/28 at Spring Hill L, 59-66
1 – Game played in Jackson, Miss.

Jess Thompson

Record: 6-10 | 1 season | 1948-49

1948-49 | 6-10

H: 4-4 | **A:** 1-6 | **N:** 1-0

Gulf States Conference: 5-9 (8th)

Coach: Jess Thompson

01/06 Louisiana College • W, 36-22
01/07 vs. Pensacola NAS ¹ W, 43-30
01/11 Spring Hill • L, 33-49
01/17 Loyola (N.O.) • L, 43-50
01/21 at Northwestern State • L, 39-61
01/22 at Centenary • L, 33-59
01/27 Southeastern Louisiana • W, 47-45
01/28 Louisiana Tech • W, 36-34
01/31 at Loyola (N.O.) • L, 34-35
02/01 Pensacola NAS L, 27-40
02/05 at Louisiana College • W, 50-41
02/08 Centenary • W, 53-49
02/17 at Southeastern Louisiana • L, 46-69
02/18 at Louisiana Tech • L, 46-56
02/22 Northwestern State • L, 34-58
02/23 at Spring Hill • L, 58-75
1 – Game played in Pensacola, Fla.

• – Denotes Gulf States Conference Game

Lee Floyd

Record: 245-148 | 14 seasons | 1949-54, 62-71

1949-50 | 19-7

H: 9-4 | **A:** 9-3 | **N:** 1-0

Gulf States Conference: 14-2 (1st)

Gulf States Conference

Regular Season Champions

Coach: Lee Floyd

12/03 Pensacola NAS L, 33-39
12/09 Louisiana College • W, 56-48
12/10 at Spring Hill • W, 60-59
12/13 Louisiana-Lafayette • L, 42-49
12/14 at Pensacola NAS W, 56-48

01/07 Southeastern Louisiana • W, 57-47
01/10 Spring Hill • W, 52-48
01/14 Centenary • W, 43-39
01/20 at Southeastern Louisiana • L, 43-78
01/21 at Troy W, 66-51
01/? at Pensacola NAS W, 59-39
01/26 Louisiana Tech • W, 59-51
02/04 Northwestern State • W, 47-40
02/07 at Loyola (N.O.) • W, 55-46
02/08 at Louisiana-Lafayette • (ot) L, 54-62
02/09 at Louisiana College • W, 54-46
02/10 at Northwestern State • W, 57-54
02/11 at Delta State W, 52-47
02/14 Loyola (N.O.) • W, 47-41
02/16 Delta State L, 47-72
02/17 at Louisiana Tech • (ot) L, 58-64
02/18 at Centenary • W, 60-57
02/20 Troy W, 64-57
03/02 vs. Delta State ¹ W, 50-39
03/06 Spring Hill ² W, 56-44
03/07 Delta State ² L, 50-55
1 – Game played in Jackson, Miss.
2 – NAIA District 19 Playoffs (Hattiesburg, Miss.)

• – Denotes Gulf States Conference Game

1950-51 | 20-15

H: 9-1 | **A:** 8-14 | **N:** 3-0

Gulf States Conference: 9-6 (4th)

Coach: Lee Floyd

12/04 at Troy W, 86-53
12/05 at Alabama L, 57-63
12/09 Troy W, 80-43
12/11 Southeastern Louisiana • W, 77-57
12/18 at North Texas W, 57-52
12/19 at SMU L, 60-73
12/20 at Howard Payne W, 80-73
12/21 at New Mexico State L, 58-64
12/22 at Arizona L, 56-90
12/23 at New Mexico L, 51-53
12/26 at St. Michael's (N.M.) W, 55-49
12/28 vs. Los Alamos ¹ W, 92-64
12/29 at UTEP ¹ W, 72-69
12/30 vs. New Mexico State ¹ W, 54-47
01/10 at Spring Hill • L, 53-62
01/12 Louisiana College • W, 75-63
01/15 Spring Hill • W, 59-45
01/17 at Chattanooga W, 72-64
01/18 at Morehead State L, 56-62
01/20 at Marshall L, 63-76
01/25 Louisiana-Lafayette • L, 52-65
01/26 Louisiana Tech • W, 56-54
01/30 Centenary • W, 79-60
02/04 at Louisiana-Lafayette • L, 69-74
02/09 at Centenary • (ot) L, 61-62
02/10 at Louisiana Tech • W, 55-53
02/12 Delta State W, 57-46
02/16 Northwestern State • W, 83-75
02/20 Loyola (N.O.) • W, 70-62
02/24 at Delta State L, 53-67
02/26 at Loyola (N.O.) • W, 53-49
02/27 at Southeastern Louisiana • L, 64-79
02/28 at Northwestern State • L, 73-80
03/05 at Memphis ² L, 65-78
03/06 vs. Delta State ² W, 74-62
1 – Sun Carnival (El Paso, Texas)
2 – NAIA District 19 Playoffs (Memphis, Tenn.)

• – Gulf States Conference Game

1951-52 | 29-8

H: 15-3 | **A:** 12-4 | **N:** 2-1

Gulf States Conference: 13-3 (1st)

Gulf States Regular Season Champions

Gulf States Tournament Champions

Coach: Lee Floyd

11/30 Troy W, 103-37
12/03 Birmingham Southern W, 82-65
12/06 Culver-Stockton W, 68-34
12/10 Dayton L, 57-59
12/11 Florida State W, 84-43
12/14 at Florida State W, 78-70
12/15 at Tampa (ot) W, 91-90
12/18 Southeastern Louisiana • W, 67-65
01/01 at Dayton L, 73-97
01/03 at Georgetown (Ky.) W, 91-63
01/07 Loyola (N.O.) • L, 51-52
01/12 Memphis L, 57-72
01/16 at Spring Hill • W, 57-55

01/17 North Alabama W, 76-51
01/19 at Louisiana College • W, 80-61
01/21 at Memphis L, 57-79
01/22 at Delta State W, 56-55
01/26 at Centenary • L, 55-58
02/01 Northwestern State • W, 73-55
02/02 Louisiana-Lafayette • W, 71-70
02/03 Louisiana College • W, 63-35
02/07 at Louisiana Tech • W, 84-68
02/08 at Northwestern State • W, 58-57
02/09 at Louisiana-Lafayette • W, 79-66
02/11 Centenary • W, 77-49
02/12 at Loyola (N.O.) • L, 58-68
02/15 Louisiana Tech • W, 74-66
02/16 Delta State W, 57-55
02/19 at Southeastern Louisiana • W, 69-54
02/23 Spring Hill • W, 76-56
02/27 vs. Louisiana College ¹ W, 92-53
02/28 vs. Centenary ¹ W, 75-60
02/29 at Northwestern State ¹ W, 77-74
03/03 West Alabama ² W, 89-48
03/04 North Alabama ² W, 83-65
03/11 vs. New Mexico State ³ L, 70-86
1 – Gulf States Conference Tournament (Natchitoches, La.)
2 – NAIA District 19 Playoffs (Hattiesburg, Miss.)
3 – NAIA National Tournament (Kansas City, Mo.)

• – Denotes Gulf States Conference Game

1952-53 | 27-8

H: 13-0 | **A:** 9-7 | **N:** 5-1

Coach: Lee Floyd

12/03 at Southeastern Louisiana W, 89-85
12/04 at Louisiana-Lafayette L, 74-79
12/06 Missouri State W, 67-62
12/08 at Spring Hill W, 85-75
12/10 at Alabama W, 75-67
12/13 Valparaiso W, 69-62
12/15 Western Michigan W, 77-61
12/20 vs. North Texas ¹ W, 66-55
12/22 UTEP W, 90-61
12/23 Central Missouri State W, 75-60
01/02 ULM W, 97-52
01/05 Keesler AFB W, 91-57
01/07 Southeastern Louisiana W, 82-65
01/10 at Centenary W, 62-54
01/16 at Louisiana Tech L, 61-70
01/17 at Northwestern State L, 75-77
01/19 at Marshall L, 72-94
01/21 at Louisville L, 72-87
01/22 at Evansville W, 81-79
01/30 Louisiana Tech W, 76-66
01/31 Louisiana-Lafayette W, 80-55
02/03 Spring Hill W, 75-59
02/05 vs. Memphis ² W, 81-73
02/11 at ULM W, 88-43
02/12 at Texas A&M-Commerce L, 67-70
02/13 at North Texas W, 87-75
02/14 at North Texas L, 62-77
02/17 Loyola (N.O.) W, 77-76
02/20 Northwestern State W, 55-50
02/24 at Loyola (N.O.) W, 88-70
02/27 vs. Troy ³ W, 90-48
02/28 at Delta State ³ W, 59-35
03/09 vs. Wisconsin State ⁴ W, 106-72
03/11 vs. Loyola (Baltimore) ⁴ W, 94-83
03/12 vs. Hamline ⁴ L, 92-102
1 – Game played in Laurel, Miss.
2 – Game played in Jackson, Miss.
3 – NAIA District 19 Playoffs (Cleveland, Miss.)
4 – NAIA National Tournament (Kansas City, Mo.)

1955-56 | 16-12

H: 15-1 | **A:** 3-4 | **N:** 5-3

Coach: Lee Floyd

11/27 vs. Samford ¹ W, 100-58
11/28 Belmont W, 115-77
12/01 at Louisiana-Lafayette W, 88-59
12/04 Hamline W, 77-68
12/05 Hamline W, 69-54
12/12 Southeastern Louisiana W, 65-63
12/14 Culver-Stockton W, 93-40
12/17 vs. Illinois Wesleyan ² L, 71-77
12/18 vs. Finley College ² W, 97-79

12/19 vs. Nebraska Wesleyan ² W, 85-53
01/04 vs. Stetson ³ W, 86-84
01/05 vs. North Texas ³ W, 80-77
01/07 North Texas W, 98-79
01/14 at Spring Hill W, 80-69
01/18 Loyola (N.O.) W, 96-86
01/21 Texas A&M-Commerce W, 62-55
01/28 vs. Memphis ⁴ L, 73-86
01/29 Louisiana Tech W, 82-68
01/30 Louisiana-Lafayette W, 76-67
02/02 at Southeastern Louisiana L, 68-97
02/05 Georgia State W, 103-85
02/06 Xavier L, 65-76
02/09 Centenary L, 63-67
02/12 at Louisiana Tech W, 79-73
02/13 at Centenary L, 60-66
02/15 at North Texas L, 60-83
02/19 at Loyola (N.O.) L, 76-78
02/23 Spring Hill W, 66-54
03/01 Mississippi College ⁵ W, 72-58
03/02 Troy ⁵ W, 70-61
03/09 vs. Gustavus Adolphus ⁶ L, 64-104
1 – Game played in Laurel, Miss.
2 – NAIA Christmas Tr-State Tournament (Kansas City, Mo.)
3 – Senior Bowl Tournament (Mobile, Ala.)
4 – Game played in Jackson, Miss.
5 – NAIA District 19 Playoffs (Hattiesburg, Miss.)
6 – NAIA National Tournament (Kansas City, Mo.)

• – Denotes Gulf States Conference Game

Chuck Finley

Record: 39-42 | 3 seasons | 1954-57

1954-55 11-17

H: 10-3 | **A:** 1-10 | **N:** 0-4

Coach: Chuck Finley

12/02 at East Tennessee State L, 55-75
12/04 at Xavier L, 50-83
12/08 at Missouri State L, 68-96
12/11 Texas A&M-Commerce L, 50-60
12/17 St. Mary's (Calif.) W, 64-58
12/18 Southeast Missouri State W, 67-56
12/29 vs. Colorado State ¹ L, 50-66
12/30 vs. Arizona ¹ L, 72-79
01/05 vs. Arkansas Tech ² L, 69-81
01/06 at Spring Hill ² L, 59-78
01/10 Loyola (N.O.) L, 50-60
01/11 Centenary W, 67-65
01/18 at Loyola (N.O.) L, 58-76
01/20 Georgetown W, 69-65
01/21 at Austin College L, 88-90
01/22 at Texas A&M-Commerce L, 56-79
01/24 at North Texas W, 73-72
01/29 Louisiana Tech W, 82-72
02/01 Spring Hill L, 57-69
02/11 Chattanooga W, 87-43
02/12 at Louisiana Tech L, 64-77
02/17 Mississippi College W, 71-67
02/18 Austin College W, 68-60
02/21 at Centenary L, 49-68
02/24 at Spring Hill L, 71-90
03/01 Delta State ³ W, 71-65
03/02 Birmingham-Southern ³ W, 72-47
03/07 vs. Steubenville ⁴ L, 62-79
1 – Wichita Tournament (Wichita, Kan.)
2 – Senior Bowl Tournament (Mobile, Ala.)
3 – NAIA District Tournament (Hattiesburg, Miss.)
4 – NAIA National Tournament (Kansas City, Mo.)

1955-56 | 16-12

H: 10-2 | **A:** 3-9 | **N:** 3-1

Coach: Chuck Finley

12/05 West Texas State W, 61-58
12/08 Samford W, 83-62
12/10 Miami (Fla.) W, 63-61
12/14 at Southeast Missouri State L, 60-70
12/15 at Memphis L, 76-112
12/17 at Arkansas State L, 74-88
12/21 Southeastern Louisiana W, 80-65
12/26 vs. Washington State ¹ W, 60-56
12/28 vs. Southeastern Louisiana ² L, 70-101
12/29 vs. Bethel College ² W, 98-76
01/04 Loyola (N.O.) (ot) L, 55-60
01/09 North Texas W, 70-54
01/11 at Southeastern Louisiana L, 52-73
01/18 Spring Hill W, 72-58

01/21 at Loyola (N.O.) L, 45-50
01/23 East Tennessee State W, 66-54
01/28 Louisiana Tech W, 72-53
01/30 at Centenary L, 57-70
01/31 at North Texas L, 62-70
02/01 at Louisiana Tech W, 62-51
02/04 Centenary W, 58-68
02/08 Delta State W, 66-51
02/11 Arkansas State W, 71-65
02/16 at Mississippi College W, 69-65
02/18 at Delta State L, 58-81
02/22 at Spring Hill W, 62-59
03/02 vs. Troy ³ W, 49-44
03/03 at Delta State ³ L, 52-69
1 – Game played in Gulfport, Miss.
2 – Holiday Festival (Jackson, Miss.)
3 – NAIA District 19 Playoffs (Cleveland, Miss.)

• – Denotes Gulf States Conference Game

1956-57 | 12-13

H: 7-1 | **A:** 4-8 | **N:** 1-4

Coach: Chuck Finley

12/01 at Oklahoma City L, 47-83
12/03 at Tulsa W, 73-66
12/10 Memphis L, 70-71
12/12 Texas A&M W, 75-63
12/14 vs. West Virginia ¹ L, 69-105
12/15 vs. Alabama ¹ L, 63-81
12/27 vs. Southwest Oklahoma ² L, 72-80
12/28 vs. Fort Hays State ² L, 67-80
12/29 vs. Peru State ² W, 78-32
01/02 at Southeastern Louisiana L, 54-72
01/05 Arkansas State W, 73-59
01/07 at Centenary L, 79-83
01/08 at Louisiana Tech L, 51-65
01/12 Southeastern Louisiana W, 72-60
01/16 at Spring Hill W, 85-75
01/19 at Loyola (N.O.) L, 63-69
01/31 Louisiana Tech W, 48-47
02/02 Centenary W, 86-58
02/09 at Arkansas State L, 54-55
02/11 at Christian Brothers W, 75-60
02/13 at Mississippi College W, 90-71
02/16 at Miami (Fla.) L, 78-85
02/18 at Florida State L, 72-81
02/21 Spring Hill W, 92-62
02/28 Loyola (N.O.) W, 79-52
1 – Birmingham Classic (Birmingham, Ala.)
2 – Sunshine Classic (Portalis, N.M.)

Fred Lewis

Record: 89-38 | 5 seasons | 1957-62

1957-58

18-7

H: 11-1 | **A:** 5-5 | **N:** 2-1

Coach: Fred Lewis

12/02 McNeese State W, 64-49
12/09 ULM W, 63-56
12/14 at McNeese State L, 36-55
12/16 Southeastern Louisiana W, 68-63
12/21 Northwestern State L, 60-84
12/26 vs. Tennessee Tech ¹ W, 65-48
12/27 vs. Louisiana Tech ¹ L, 60-68
12/28 vs. ULM ¹ W, 76-60
01/04 at Louisiana Tech W, 68-59
01/07 at Southeastern Louisiana (ot) W, 67-66
01/09 at Delta State W, 53-50
01/10 at Northwestern College L, 69-72
01/11 at Arkansas State L, 46-50
01/16 Spring Hill W, 73-62
01/17 at Loyola (N.O.) L, 63-67
01/25 Christian Brothers W, 58-49
01/31 Loyola (N.O.) W, 70-58
02/01 Louisiana Tech W, 51-50
02/04 at Centenary W, 54-49
02/05 at Northwestern State L, 42-47
02/07 Delta State W, 45-41
02/10 southwestern College W, 82-59
02/15 Arkansas State W, 77-45
02/20 at Spring Hill W, 72-65
02/22 Centenary W, 81-63
1 – Louisiana Invitational (Shreveport, La.)



All-Time Results

1958-59 | 12-13

H: 9-1 | A: 2-11 | N: 1-1

Coach: Fred Lewis

12/02	Troy	W, 73-51
12/06	Southeastern Louisiana	W, 82-70
12/08	at Western Kentucky	L, 56-80
12/10	at Kentucky Wesleyan	L, 86-87
12/11	at Middle Tennessee	L, 64-68
12/13	at Tennessee Tech	L, 72-91
12/16	Southeast Missouri State	W, 65-60
12/19	University of Toronto	W, 79-33
12/29	vs. Furman ¹	L, 75-83
12/30	at East Tennessee State ¹	L, 69-83
01/03	vs. Missouri Valley College ²	W, 87-66
01/06	at Florida State	L, 62-65
01/08	at Stetson	W, 58-56
01/09	at Florida Southern	L, 54-59
01/10	at Tampa	W, 86-79
01/15	Spring Hill	W, 75-70
01/22	Centenary	W, 81-69
01/26	Middle Tennessee	W, 80-66
02/01	Louisiana Tech	W, 72-54
02/07	at Southeastern Louisiana	L, 61-82
02/12	Kentucky Wesleyan	L, 57-64
02/19	at Spring Hill	L, 46-51
02/21	East Texas Baptist	W, 79-62
02/25	at Louisiana Tech	L, 61-64
02/26	at Centenary	L, 71-80

1 – Wauauga Invitational (Johnson City, Tenn.)
2 – Game played in Magee, Miss.

1959-60 | 23-2

H: 12-0 | A: 8-2 | N: 3-0

Coach: Fred Lewis

12/01	at Alabama	L, 72-82
12/04	Stetson	W, 86-59
12/07	East Tennessee State	W, 89-73
12/10	ULM	W, 97-69
12/14	at Southeastern Louisiana	W, 75-62
12/17	Lamar	W, 76-68
12/19	vs. Central Iowa ¹	W, 84-61
12/28	vs. North Texas ² (ot)	W, 89-83
12/29	at Louisiana-Lafayette ²	W, 93-80
01/02	at Louisiana-Lafayette	L, 78-85
01/04	at Lamar	W, 81-75
01/09	Florida State	W, 87-78
01/14	Spring Hill	W, 63-49
01/16	at Centenary	W, 69-63
01/18	at Louisiana Tech (ot)	W, 74-70
01/23	Southeastern Louisiana	W, 83-63
02/01	Louisiana Tech	W, 79-67
02/03	Florida Southern	W, 96-62
02/06	vs. Delta State ¹	W, 99-66
02/08	at ULM	W, 87-79
02/11	at Spring Hill	W, 59-32
02/15	Centenary	W, 88-73
02/18	Tampa	W, 98-73
02/22	Louisiana-Lafayette	W, 93-72
02/27	at Washington University (Mo.)	W, 95-81

1 – Game played in Magee, Miss.

2 – Holiday Tournament (Lafayette, La.)

3 – Game played in Jackson, Miss.

1960-61 | 23-3

H: 11-1 | A: 9-2 | N: 3-0

Coach: Fred Lewis

12/01	Spring Hill	W, 74-67
12/05	at Alabama	W, 71-64
12/08	Nicholls	W, 100-73
12/12	at Louisiana Tech	W, 70-58
12/13	vs. Northwestern State ¹ (ot)	W, 66-61
12/15	West Texas State	W, 90-60
12/20	Central Iowa	W, 81-58
12/29	vs. North Texas ²	W, 94-69
12/30	vs. East Tennessee State ²	W, 77-76
01/02	at Fairleigh Dickinson	W, 89-82
01/04	at St. Peter's (N.J.)	W, 81-74
01/07	at Memphis	L, 55-72
01/19	at Georgia Southern	W, 74-69
01/21	at Mercer	W, 61-47
01/28	Mercer	W, 96-55
01/30	Louisiana Tech	W, 50-48
02/04	at Jacksonville	W, 72-62
02/06	at Florida Southern (ot)	W, 74-62
02/08	at Spring Hill	W, 87-54
02/11	Christian Brothers	W, 83-67
02/16	Centenary (ot)	L, 71-73

02/18	Northwestern State	W, 68-54
02/21	Georgia Southern	W, 70-50
02/23	Delta State	W, 74-56
02/27	at Centenary	L, 63-67
03/03	Belmont Abbey	W, 56-54

1 – Game played in Ruston, La.

2 – Holiday Tournament (Laurel, Miss.)

1961-62 | 13-13

H: 9-1 | A: 2-11 | N: 2-1

Coach: Fred Lewis

12/02	at Murray State	L, 55-77
12/06	Florida Southern	W, 89-65
12/09	Oglethorpe	W, 49-45
12/16	vs. Georgia Southern ¹	W, 85-78
12/18	Eastern New Mexico	W, 91-75
12/19	Illinois Wesleyan	L, 70-73
12/27	vs. Louisiana Tech ²	W, 81-72
12/28	at Centenary ²	L, 66-73
12/29	vs. Hamline ²	L, 64-85
01/02	at Tennessee Tech	L, 68-86
01/03	at East Tennessee State	L, 58-73
01/12	at Oglethorpe	L, 60-73
01/13	at Georgia Southern	L, 85-86
01/15	at The Citadel	L, 67-79
01/19	Louisiana-Lafayette	W, 97-78
01/26	at Spring Hill	W, 83-78
01/29	Louisiana Tech	W, 84-77
02/01	Jacksonville	W, 92-77
02/06	at Louisiana Tech	L, 57-70
02/07	at Centenary	L, 79-97
02/10	Tampa	W, 107-77
02/13	at Louisiana-Lafayette	L, 73-83
02/20	Spring Hill	W, 103-76
02/24	at Christian Brothers	W, 79-76 ot
02/26	at Delta State	L, 78-90
03/01	Centenary	W, 97-75

1 – Game played in Magee, Miss.
2 – Gulf South Classic (Shreveport, La.)

Lee Floyd

Record: 246-148 | 14 seasons | 1949-54, 62-71

1962-63 | 12-14

H: 7-5 | A: 4-6 | N: 1-3

Coach: Lee Floyd

12/01	Lamar	L, 77-94
12/03	McNeese State	L, 59-60
12/05	Southeastern Louisiana	W, 82-63
12/08	at Alabama	L, 52-71
12/11	at Texas A&M	L, 61-87
12/15	at Louisiana-Lafayette	W, 70-65
12/18	at Southeastern Louisiana	W, 61-55
12/27	vs. Northwestern State ¹	W, 85-71
12/28	vs. Eastern Kentucky ¹	L, 68-75
12/29	vs. Louisiana Tech ¹	L, 77-83
01/08	Northwestern State	L, 66-88
01/12	Memphis	L, 69-82
01/14	at Tampa	L, 74-96
01/16	at Spring Hill	L, 99-106
01/26	Louisiana-Lafayette	W, 47-33
01/28	vs. Mississippi State ²	L, 52-62
01/30	Centenary	L, 62-95
02/01	Delta State	W, 64-52
02/04	at Louisiana Tech	W, 65-63
02/05	at Northwestern State	L, 86-87
02/11	Louisiana Tech	W, 96-90
02/13	Spring Hill	W, 73-69
02/16	Christian Brothers	W, 83-50
02/21	at Delta State	L, 82-101
02/23	at Centenary	W, 71-69
03/01	Belmont Abbey	W, 80-77

1 – Gulf South Classic (Shreveport, La.)
2 – Game played in Jackson, Miss.

1963-64 | 16-8

H: 11-0 | A: 3-8 | N: 2-0

Coach: Lee Floyd

12/05	at Loyola (N.O.)	L, 69-72
12/11	Southeastern Louisiana	W, 73-65
12/14	at Auburn	L, 74-80
12/16	vs. Mississippi State ¹	W, 65-60
12/17	St. Bernard	W, 74-70
12/21	at Alabama	L, 74-80
01/07	Spring Hill	W, 88-82
01/09	vs. Delta State ¹ (ot)	W, 85-79
01/11	at Memphis	L, 55-80
01/14	Mississippi College	W, 99-76

01/16	at Spring Hill	W, 74-71
01/18	at Lamar	L, 86-92
01/24	Louisiana-Lafayette	W, 85-59
01/25	at Southeastern Louisiana	W, 83-70
01/31	Louisiana Tech	W, 95-82
02/01	Tampa	W, 114-82
02/05	at Northwestern State	W, 92-91
02/07	at Louisiana Tech	L, 90-94
02/08	at Louisiana-Lafayette (ot)	L, 67-71
02/14	Centenary	W, 82-78
02/18	Northwestern Louisiana	W, 112-78
02/22	Georgia Southern	W, 88-78
02/24	Christian Brothers	W, 99-91
02/29	at Centenary	L, 91-104

1 – Game played in Jackson, Miss.

1964-65 | 15-11

H: 6-4 | A: 7-7 | N: 2-0

Coach: Lee Floyd

12/01	Lamar	L, 85-91
12/03	Texas A&M	L, 70-83
12/05	at Alabama	L, 73-102
12/12	at Spring Hill	W, 78-68
12/14	Jacksonville State	W, 88-68
12/21	Southeastern Louisiana	W, 88-87
12/29	vs. Delta State ¹	W, 76-57
12/30	vs. Mississippi College ¹	W, 104-71
01/06	at Northwestern State	W, 87-72
01/09	Louisiana Tech	L, 83-88
01/12	at Mississippi College	W, 99-77
01/15	at Louisiana-Lafayette	L, 81-84
01/16	at McNeese State (ot)	W, 77-72
01/18	at Lamar	L, 111-113
01/23	at Memphis	W, 86-80
01/25	at Georgia Southern	L, 78-108
01/26	at Jacksonville	L, 88-93
01/29	Louisiana-Lafayette	L, 77-78
01/30	St. Bernard	W, 101-100
02/04	Northwestern State	W, 118-80
02/09	at Southeastern Louisiana (ot)	W, 96-87
02/13	at Christian Brothers	L, 76-80
02/19	at Centenary	L, 86-92
02/20	at Louisiana Tech	W, 92-88
02/23	Spring Hill	W, 99-83
02/27	Centenary	W, 115-106

1 – Magnolia Invitational (Jackson, Miss.)

*GAMES PLAYED IN REED GREEN COLISEUM
(Capacity: 8,095)*

1965-66 | 12-13

H: 8-5 | A: 1-7 | N: 3-1

Coach: Lee Floyd

12/01	at Alabama	L, 67-75
12/03	at Southeastern Louisiana	L, 74-95
12/06	Louisiana-Lafayette	W, 71-69
12/07	vs. Belhaven ¹	W, 100-77
12/08	vs. Mississippi College ¹ (3ot)	W, 74-71
12/11	Alabama	W, 79-93
12/13	Christian Brothers	W, 89-82
12/17	at Ole Miss	L, 75-94
12/28	vs. Louisiana College ²	L, 75-76
12/29	vs. Jacksonville State ²	W, 98-88
01/05	Memphis	L, 77-97
01/13	Louisiana Tech	W, 98-74
01/15	Southeastern Louisiana	W, 81-79
01/17	Delta State	W, 123-90
01/18	Northwestern State	L, 70-76
01/26	at Spring Hill	L, 74-85
01/29	St. Bernard	W, 90-76
02/03	Tampa	W, 101-84
02/08	Spring Hill	W, 94-76
02/10	Centenary	L, 84-99
02/12	at Delta State	W, 107-94
02/15	Georgia Southern	L, 98-99
02/21	at Northwestern State	L, 75-104
02/26	at Centenary	L, 75-110
02/28	at Louisiana Tech	L, 85-102

1 – Magnolia Invitational (Jackson, Miss.)
2 – Bayou Classic (Lafayette, La.)

1966-67 | 16-9

H: 11-1 | A: 4-8 | N: 1-0

Coach: Lee Floyd

12/01	Samford	W, 76-71
12/05	at Southeastern Louisiana	L, 87-92

12/07	Alabama ¹	W, 77-65
12/08	Mississippi State ¹	L, 63-72
12/12	at Alabama	L, 89-103
12/15	Ole Miss	W, 82-73
12/19	vs. Nicholls ²	W, 83-69
12/20	at Louisiana-Lafayette ²	L, 87-90
01/03	St. Bernard	W, 99-67
01/06	at UTEP	L, 54-84
01/07	at UTEP	L, 63-76
01/11	at Memphis	L, 52-65
01/18	at Spring Hill	W, 84-66
01/23	Northwestern State	W, 82-70
01/26	at Louisiana Tech	L, 87-95
01/30	Centenary	W, 90-73
01/31	Delta State	W, 102-88
02/02	at Samford	W, 95-85
02/06	Southeastern Louisiana	W, 93-77
02/08	Spring Hill	W, 68-47
02/09	Millsaps	W, 102-67
02/11	at Delta State	W, 76-71
02/16	at Northwestern State (ot)	L, 99-102
02/17	at Centenary	W, 101-97
02/20	Louisiana Tech (ot)	W, 89-81

1 – USM Invitational (Hattiesburg, Miss.)
2 – Bayou Classic (Lafayette, La.)

1967-68 | 19-6

H: 11-0 | A: 7-6 | N: 1-0

Coach: Lee Floyd

12/01	at ULM	L, 89-91
12/04	Florida Tech	W, 128-80
12/05	Southeastern Louisiana	W, 106-78
12/07	at Northwestern State	W, 120-108
12/11	at Alabama	L, 86-90
12/12	at Jacksonville State	L, 75-90
12/28	at Samford ¹	W, 88-77
12/29	vs. West Virginia Tech ¹	W, 91-86
01/02	at Southeastern Louisiana	W, 97-95
01/08	St. Bernard	W, 120-99
01/10	Centenary	W, 96-85
01/13	at Samford	W, 98-85
01/16	at Spring Hill	W, 97-93
01/22	Jacksonville State	W, 93-80
01/24	ULM	W, 83-80
01/25	Louisiana Tech	W, 99-82
01/27	Northwestern State	W, 101-87
01/29	at Louisiana Tech	L, 86-93
02/03	at Centenary	W, 117-101
02/08	at Delta State	L, 45-54
02/13	Spring Hill	W, 108-79
02/15	at Tampa	L, 81-97
02/17	at Florida Southern	W, 108-88
02/20	Delta State	W, 118-81
02/21	Samford	W, 109-90

1 – Sertoma Classic (Birmingham, Ala.)

1968-69 | 15-10

H: 9-3 | A: 5-6 | N: 1-1

Coach: Lee Floyd

11/30	at Houston	L, 71-92
12/02	at Texas A&M	L, 82-95
12/04	at UTEP	L, 71-92
12/07	at Louisville	L, 85-96
12/11	West Texas State ¹	W, 83-75
12/12	East Tennessee State ¹	W, 93-75
12/16	Southeastern Louisiana	W, 93-72
12/19	at Texas	L, 72-89
12/27	vs. Auburn ²	L, 70-73
12/28	vs. West Florida ²	W, 95-91
01/03	at Louisiana Tech	L, 83-101
01/07	West Florida	L, 69-90
01/14	at Spring Hill	W, 83-69
01/17	at Delta State	W, 75-74
01/18	at Samford	W, 92-76
01/20	Louisiana Tech	W, 95-85
01/24	at Southeastern Louisiana	W, 96-79
01/27	Northwestern State	L, 99-106
01/29	Centenary	W,



All-Time Results

02/05	Centenary	L, 81-85
02/07	Chattanooga	L, 87-98
02/12	at UNLV	L, 87-96
02/14	at Pepperdine	L, 68-71
02/16	at Idaho	L, 90-105
1 – Alabama Classic (Tuscaloosa, Ala.)		

1972-73 | 8-16

H: 7-4 | A: 1-12 | N: 0-0

Coach: Jeep Clark		
11/27	at Houston	L, 77-104
11/30	Spring Hill	W, 111-82
12/04	at West Texas State	L, 84-99
12/11	at Ole Miss	L, 60-88
12/14	Delta State	W, 94-77
12/16	Southeastern Louisiana	W, 84-74
12/18	at Louisiana Tech	L, 66-87
01/04	Utah State (ot)	L, 87-91
01/06	Chattanooga	L, 80-81
01/08	Missouri-St. Louis	W, 105-83
01/11	Centenary	L, 83-106
01/13	at Tulane (ot)	L, 100-105
01/18	ULM	W, 86-83
01/25	New Orleans	W, 86-71
01/27	at Centenary	L, 81-97
01/29	at Northwestern State	L, 88-107
02/03	at Old Dominion	L, 88-110
02/05	at Charlotte	L, 86-96
02/10	South Alabama	L, 60-66
02/12	Georgia Southern	W, 103-76
02/17	at Chattanooga	L, 78-98
02/19	at LSU	L, 79-107
02/24	at Texas-Pan American	W, 80-77
02/26	at Texas A&M-Corpus Christi	L, 84-92

1973-74 | 11-15

H: 6-6 | A: 4-9 | N: 1-0

Coach: Jeep Clark		
12/01	Georgia State	W, 93-76
12/06	Tulane	L, 78-95
12/08	at Memphis	L, 79-100
12/10	at Delta State	W, 103-79
12/12	Ole Miss	L, 75-79
12/17	Morehead State	L, 92-97
01/02	at South Alabama ¹	L, 75-96
01/03	vs. Austin Peay ¹	W, 79-75
01/07	at Southeastern Louisiana	L, 77-81
01/10	Centenary	L, 81-85
01/12	at Tulane	W, 88-83
01/14	North Alabama	W, 86-77
01/17	Louisiana Tech	W, 88-78
01/19	Troy	W, 83-75
01/24	Houston Baptist	W, 88-84
01/26	at Centenary	L, 87-103
01/28	at ULM	L, 88-102
01/31	at Georgia Tech	W, 98-86
02/02	at Utah State	L, 84-121
02/04	at Denver	L, 93-112
02/09	Southeastern Louisiana	L, 77-84
02/11	at New Orleans	W, 94-83
02/14	South Alabama	L, 89-123
02/16	Texas-Pan American	W, 105-83
02/18	at Roanoke	L, 73-84
02/20	at Morehead State	L, 91-96
1 – Senior Bowl Classic (Mobile, Ala.)		

1974-75 | 11-15

H: 9-4 | A: 1-10 | N: 1-1

Coach: Jeep Clark		
11/30	Georgia State	W, 74-60
12/04	Delta State	W, 85-75
12/07	Lamar	W, 99-96
12/12	Mercer	W, 101-94
12/14	at SMU	L, 91-85
12/17	Georgia Tech	W, 94-86
12/21	at Georgia	L, 76-102
12/30	at Austin Peay	L, 83-91
01/03	Florida Southern	W, 92-83
01/04	Northwest Oklahoma	W, 88-73
01/06	vs. American ¹	L, 76-83
01/07	vs. Lehigh ¹	W, 83-78
01/11	at Memphis	L, 77-83
01/13	at Tulane	L, 70-85
01/16	Centenary	L, 75-96
01/18	at Georgia Southern	L, 76-97
01/20	at Georgia State	L, 65-70
01/27	Roanoke	L, 82-86
01/30	Tulane	L, 81-100

02/01	at Centenary	L, 81-105
02/03	at Houston Baptist	L, 72-81
02/08	ULM	L, 59-74
02/13	Wisconsin-Milwaukee	W, 100-80
02/15	at Houston	L, 85-115
02/18	at Texas-Pan American	L, 78-97
02/22	Utah State	W, 94-87
1 – Hatters Tournament (DeLand, Fla.)		

1975-76 | 11-15

H: 8-5 | A: 1-9 | N: 2-1

Coach: Jeep Clark		
11/29	Rice	W, 87-69
12/01	at Alabama	L, 67-91
12/06	UALR	W, 82-75
12/11	St. Bernard	W, 77-75
12/13	at Georgia	L, 70-96
12/15	California-San Diego	W, 94-72
12/18	vs. Ole Miss ¹	W, 80-77
12/22	Arkansas State	W, 87-83
12/29	vs. Michigan State ²	L, 77-89
12/30	vs. City College of N.Y. ²	W, 98-65
01/03	Northwest Oklahoma State	W, 91-72
01/05	Austin Peay	L, 93-102
01/10	Georgia State	L, 75-84
01/12	at Tulane	L, 86-111
01/14	at Lamar	L, 67-84
01/17	Georgia Southern	W, 75-73
01/20	at Memphis	L, 70-84
01/24	Charlotte	L, 59-84
01/29	Tulane	W, 67-59
01/31	at Delta State	W, 67-65
02/05	at ULM	L, 72-88
02/07	at Centenary	L, 67-87
02/10	Southeastern Louisiana	L, 75-78
02/16	Memphis	L, 72-87
02/19	at Georgia Tech	L, 60-65
02/21	at Mercer	L, 65-69
1 – Game played in Jackson, Miss.		
2 – Virginia Commonwealth Classic (Richmond, Va.)		

M.K. Turk

Record: 301-266 | 20 seasons | 1976-96

1976-77 | 11-16

H: 9-5 | A: 2-8 | N: 0-3

Coach: M.K. Turk		
12/01	South. Benedictine	W, 83-82
12/02	at Mississippi State	L, 72-96
12/04	at Rice	L, 77-80
12/06	at Texas-Pan American	L, 65-82
12/09	McNeese State	L, 73-83
12/11	at Arkansas State	W, 56-47
12/13	at Memphis	L, 71-86
12/18	West Texas State	L, 64-67
12/20	Ball State	W, 71-58
12/27	vs. Texas Tech ¹	L, 74-75
12/28	vs. Samford ¹	L, 83-93
12/30	vs. Ole Miss ²	L, 75-84
01/03	Memphis	L, 78-82
01/06	Lamar	W, 93-90
01/12	Louisiana Tech	W, 86-77
01/15	Texas-Pan American	L, 76-78
01/19	at Tulane	L, 78-80
01/22	Mercer	W, 74-64
01/24	at Lamar	L, 78-95
01/31	UNC-Asheville	W, 89-79
02/03	ULM	W, 82-81
02/09	at Louisiana Tech	L, 70-81
02/12	at Charlotte	L, 72-102
02/14	at Mercer	W, 83-81
02/17	Northwestern State	L, 78-80
02/19	Tulane	W, 96-85
02/25	Centenary	W, 80-79
1 – Senior Bowl Classic (Mobile, Ala.)		
2 – Game played in Jackson, Miss.		

1977-78 | 13-12

H: 8-5 | A: 5-5 | N: 0-2

Coach: M.K. Turk		
12/01	at Memphis	L, 83-97
12/03	at Ball State	W, 95-85
12/05	Arkansas State	L, 65-78
12/07	Florida Southern	W, 89-77
12/09	at McNeese State	L, 76-96
12/13	Louisiana Tech	W, 58-50
12/15	Tulane	L, 66-72

12/19	vs. Mississippi State ¹	L, 79-82
12/27	vs. Ole Miss ²	L, 60-64
12/29	at West Texas State	W, 58-57
01/03	Culver-Stockton	W, 83-73
01/06	California-San Diego	W, 94-61
01/09	at Georgia Tech	L, 65-94
01/11	at Mercer	W, 75-73
01/14	Missouri-St. Louis	W, 78-75
01/16	Samford	W, 105-77
01/23	Mercer	L, 55-64
01/28	UNC-Asheville	W, 98-97
02/02	at Northwestern State	W, 101-96
02/04	at ULM	L, 68-91
02/06	Charleston Southern	W, 92-78
02/09	Northwestern State	L, 69-71
02/11	ULM	L, 72-86
02/14	at Tulane	L, 83-86
02/16	at Samford	W, 78-72
1 – Game played in Biloxi, Miss.		
2 – Game played in Jackson, Miss.		

1978-79 | 13-14

H: 8-3 | A: 4-7 | N: 1-4

Coach: M.K. Turk		
11/28	San Francisco State	W, 90-87
11/29	Missouri Western	W, 114-57
12/02	Iowa Wesleyan	W, 131-77
12/04	at Mississippi State	L, 78-87
12/09	at Memphis (2ot)	W, 91-89
12/13	Missouri-Kansas City	W, 107-100
12/23	vs. Arkansas ¹	L, 79-93
12/28	vs. New Mexico State ²	L, 77-81
12/29	vs. New Orleans ²	L, 68-87
12/30	vs. East Tennessee State ²	W, 96-86
01/10	at UAB	L, 87-93
01/13	at Centenary	L, 96-107
01/15	at Louisiana-Lafayette	L, 65-72
01/20	ULM	L, 66-82
01/22	Louisiana-Lafayette	L, 64-66
01/24	at Arkansas State	L, 60-72
01/27	Mercer	W, 103-85
01/29	UAB	L, 59-60
02/01	at ULM	L, 79-99
02/03	at Northwestern State (ot)	W, 72-70
02/12	vs. Tulane ¹ (ot)	L, 74-75
02/15	at Samford	W, 86-75
02/17	at Mercer	L, 78-101
02/20	Centenary (ot)	W, 78-76
02/22	at Tulane	W, 94-80
02/26	Northwestern State	W, 85-76
02/28	Samford	W, 78-63
1 – Game played in Pine Bluff, Ark.		
2 – All-College Tournament (Oklahoma City, Okla.)		
3 – Game played in Biloxi, Miss.		

1979-80 | 17-10

H: 11-1 | A: 5-7 | N: 1-2

Coach: M.K. Turk		
12/28	vs. Alcorn State ¹	L, 71-77
12/01	vs. Cincinnati ¹	W, 86-84
12/14	Oregon Tech	W, 64-54
12/15	Indiana-SE	W, 82-65
12/19	vs. Ole Miss ²	L, 65-68
12/22	at Oklahoma	L, 61-78
01/03	at Arkansas State	W, 78-76
01/05	at Eastern Kentucky	L, 61-79
01/09	at Louisiana Tech	L, 62-67
01/12	Louisiana-Lafayette	L, 70-74
01/14	Arkansas State	W, 72-53
01/15	Illinois College	W, 102-70
01/17	at Northwestern State	W, 74-61
01/19	at Louisiana-Lafayette	L, 77-86
01/21	Eastern Kentucky	W, 80-77
01/23	at Memphis	W, 59-54
01/26	Mercer	W, 72-63
01/28	at Florida Southern	L, 66-68
01/31	Northwestern State	W, 78-66
02/02	SIU Edwardsville	W, 85-79
02/04	at St. Louis	W, 69-52
02/07	Tulane	W, 101-72
02/09	Memphis	W, 85-68
02/14	at South Carolina	W, 84-63
02/18	St. Louis	W, 86-73
02/23	at Mercer	L, 70-71
02/25	at Tulane	L, 78-79
1 – Babe McCarthy Tip-Off Tournament (Biloxi, Miss.)		
2 – Game played in Jackson, Miss.		

1980-81 | 20-7

H: 12-2 | A: 6-4 | N: 2-1

National Invitation Tournament (1st Round)		
Coach: M.K. Turk		
12/01	Louisiana-Lafayette	W, 72-67
12/03	Eastern Kentucky	W, 82-74
12/06	at Memphis	L, 65-70
12/09	Oklahoma	W, 74-66
12/15	vs. Mississippi State ¹	W, 68-53
12/22	vs. Arkansas ²	L, 68-76
12/27	Indiana State-Evansville	W, 75-72
12/29	vs. Wagner ³	W, 73-67
12/30	at UAB ³ (ot)	L, 55-60
01/03	Indiana-SE	W, 68-64
01/07	at Marquette	W, 84-72
01/10	Biscayne	W, 81-69
01/12	Louisiana Tech	W, 62-57
01/15	at Louisiana-Lafayette	W, 79-74
01/22	at Northwestern State	L, 65-67
01/24	at North Texas (ot)	W, 72-66
01/29	Texas-Pan American	W, 81-68
02/02	at Eastern Kentucky	W, 78-71
02/04	at Texas-Pan American	W, 68-67
02/07	Tulane	W, 71-61
02/09	New Orleans (ot)	L, 79-82
02/11	Memphis	W, 90-66
02/14	North Texas	W, 87-71
02/17	Northwestern State	W, 81-71
02/20	at New Orleans	W, 83-70
03/02	at Tulane	L, 80-84
03/12	Holy Cross ⁴	L, 54-56
1 – Game played in Jackson, Miss.		
2 – Game played in Pine Bluff, Ark.		
3 – UAB Classic (Birmingham, Ala.)		
4 – National Invitation Tournament (Hattiesburg, Miss.)		

1981-82 | 15-11

H: 11-1 | A: 3-7 | N: 1-3

Coach: M.K. Turk		
11/28	Missouri-St. Louis	W, 91-71
11/30	Pomona-Pitzer	W, 107-71
12/03	U.S. International	W, 89-62
12/05	at Louisiana-Lafayette	L, 64-66
12/07	Louisiana Tech	W, 60-47
12/16	McNeese State	W, 86-62
12/18	vs. UAB ¹	L, 56-71
12/19	vs. Northeastern ¹	L, 81-87
12/22	vs. Arkansas ²	L, 54-63
01/04	at N.C. State	L, 45-46
01/06	at Charlotte	L, 70-74
01/09	Tulane	L, 58-60
01/11	Fredonia State	W, 88-65
01/14	at Louisiana Tech	L, 58-60
01/18	vs. New Orleans ³	W, 73-66
01/21	South Carolina	W, 76-67
01/23	at Georgia State	W, 61-54
01/25	at VCU	L, 60-71
01/28	Texas-Pan American	W, 101-79
02/06	Georgia State	W, 83-68
02/09	at North Texas	W, 75-68
02/11	at Texas-Pan American	W, 83-75
02/15	Louisiana-Lafayette	W, 84-75
02/17	at Tulane	L, 62-74
02/20	South Alabama	W, 86-73
02/25	at New Orleans	L, 68-83
1 – Cotton States Classic (Atlanta, Ga.)		
2 – Game played in Pine Bluff, Ark.		
3 – Game played in Biloxi, Miss.		



All-Time Results

02/25	Memphis •	L, 63-78
03/02	Tulane •	L, 67-71
03/07	vs. Memphis ¹	L, 58-68

- 1 – Mid-South Classic (Memphis, Tenn.)
- 2 – Volunteer Classic (Knoxville, Tenn.)
- 3 – Metro Conference Tournament (Louisville, Ky.)

• – Metro Conference game

1985-86 | 17-12

H: 12-2 | A: 4-8 | N: 0-2

Metro Conference: 6-6 (4th)

National Invitation Tournament (1st Round)

Coach: M.K. Turk

11/30	Missouri-St. Louis	W, 82-65
12/02	McNeese State	W, 81-77
12/07	at ULM	W, 69-68
12/11	Arkansas State	W, 86-82
12/13	at South Alabama (ot)	W, 84-82
12/16	Tennessee Tech	W, 106-93
12/18	Oregon Tech	W, 101-72
12/20	vs. Jacksonville ¹	L, 66-80
12/21	vs. Texas A&M ¹	L, 61-81
12/28	at Arkansas State	L, 71-80
01/02	Fredonia State	W, 90-59
01/06	at Cincinnati •	L, 63-76
01/08	at Virginia Tech •	L, 72-88
01/13	Louisville •	L, 54-59
01/15	at New Orleans	L, 69-81
01/18	at Florida State •	W, 94-92
01/20	Memphis •	L, 64-68
01/25	South Carolina •	W, 77-65
01/30	Illinois Wesleyan	W, 95-88
02/06	Louisiana-Lafayette	W, 74-69
02/08	Florida State •	W, 102-96
02/10	at South Carolina •	W, 89-82
02/15	at Memphis •	L, 85-92
02/17	at Louisville •	L, 74-83
02/22	Virginia Tech •	W, 69-66
02/24	Cincinnati •	W, 72-62
03/01	New Orleans	W, 65-60
03/07	vs. Cincinnati ²	L, 74-75
03/13	at Florida ³	L, 71-81

- 1 – Gator Bowl Tournament (Jacksonville, Fla.)
 - 2 – Metro Conference Tournament (Louisville, Ky.)
 - 3 – National Invitation Tournament (Gainesville, Fla.)
- – Metro Conference game

1986-87 | 23-11

H: 13-3 | A: 6-7 | N: 4-1

Metro Conference: 6-6 (t-3rd)

National Invitation Tournament Champions

Coach: M.K. Turk

12/01	ULM	W, 84-69
12/08	vs. Arkansas State ¹	L, 72-85
12/11	South Alabama	W, 101-80
12/13	Central Arkansas	W, 95-82
12/15	California-Riverside	W, 87-66
12/18	Georgia College	W, 100-87
12/20	North Texas	W, 92-58
12/22	at Tennessee Tech	W, 90-77
12/27	Illinois Wesleyan	W, 92-90
12/29	vs. Samford ² (ot)	W, 87-77
12/30	at Chattanooga ²	L, 70-75
01/05	at Cincinnati •	W, 73-51
01/07	at South Carolina •	L, 58-66
01/14	Louisville •	W, 76-69
01/17	at Virginia Tech •	L, 72-85
01/22	Jackson State	W, 79-68
01/24	Florida State •	L, 74-94
01/26	at McNeese State	W, 72-62
01/28	at Louisiana-Lafayette	L, 72-73
01/31	South Carolina •	W, 71-57
02/02	at Memphis •	W, 84-77
02/14	Memphis •	L, 72-76
02/16	at Louisville • (ot)	L, 84-85
02/19	Cincinnati •	W, 76-64
02/21	Virginia Tech •	W, 89-77
02/23	Arkansas State	L, 73-75
02/28	at Florida State •	L, 102-117
03/06	vs. Virginia Tech ³	W, 83-66
03/07	at Louisville ³	L, 71-78
03/13	Ole Miss ⁴	W, 93-75
03/17	at St. Louis ⁵ (ot)	W, 83-78
03/21	at Vanderbilt ⁶	W, 95-88
03/24	vs. Nebraska ⁷	W, 82-75

03/26 vs. LaSalle ⁷ W, 84-80

- 1 – Game played in Pine Bluff, Ark.
- 2 – Tennessee-Chattanooga Classic (Chattanooga, Tenn.)
- 3 – Metro Conference Tournament (Louisville, Ky.)
- 4 – National Invitation Tournament (Hattiesburg, Miss.)
- 5 – National Invitation Tournament (St. Louis, Mo.)
- 6 – National Invitation Tournament (Nashville, Tenn.)
- 7 – National Invitation Tournament (New York, N.Y.)

• – Metro Conference game

1987-88 | 19-11

H: 13-1 | A: 5-10 | N: 1-0

Metro Conference: 5-7 (7th)

National Invitation Tournament (2nd Round)

Coach: M.K. Turk

12/02	McNeese State	W, 107-74
12/15	at Clemson	W, 88-85
12/17	at Kansas State	W, 71-69
12/19	at North Texas	W, 83-80
12/22	Jackson State	W, 93-68
12/27	vs. Missouri State ¹ (ot)	W, 89-82
12/28	at Tulsa ¹	L, 81-82
01/04	at Cincinnati •	L, 94-103
01/07	California-Riverside	W, 98-79
01/09	South Carolina •	W, 84-69
01/11	Kansas State (ot)	W, 91-89
01/14	Arkansas State	W, 81-71
01/16	Virginia Tech •	W, 127-102
01/18	at South Alabama	W, 61-55
01/21	Memphis •	W, 107-96
01/23	Chattanooga	W, 98-84
01/28	Louisville •	W, 95-92
01/30	at South Carolina •	L, 78-97
02/06	at Virginia Tech • (2ot)	L, 133-141
02/10	at Memphis •	W, 92-113
02/13	at Florida State •	L, 75-83
02/16	Louisiana-Lafayette	W, 100-86
02/22	at ULM	L, 87-95
02/24	at Louisville •	L, 84-94
02/27	at Southeastern Louisiana	W, 85-70
03/02	Cincinnati •	W, 104-85
03/05	Florida State •	L, 83-87
03/11	at Memphis ² (ot)	L, 84-97
03/18	Clemson ³	W, 74-69
03/23	at VCU ⁴	L, 89-93

- 1 – Tulsa Classic (Tulsa, Okla.)
- 2 – Metro Conference Tournament (Memphis, Tenn.)
- 3 – National Invitation Tournament (Hattiesburg, Miss.)
- 4 – National Invitation Tournament (Richmond, Va.)

• – Metro Conference game

1988-89 | 10-17

H: 7-6 | A: 3-8 | N: 0-3

Metro Conference: 2-10 (t-6th)

Coach: M.K. Turk

11/30	ULM	W, 69-57
12/02	at Jacksonville ¹ (ot)	L, 76-80
12/03	vs. Alabama ¹	L, 58-63
12/16	vs. Bradley ²	L, 86-94
12/17	vs. Iowa State ²	L, 72-74
12/28	Marshall	L, 97-103
01/04	Memphis • (ot)	L, 87-90
01/07	at Florida State •	L, 79-104
01/09	at Cincinnati • (ot)	W, 85-84
01/11	North Texas	W, 90-79
01/14	at Arkansas State	L, 45-51
01/16	at Chicago State	W, 84-78
01/21	Virginia Tech •	W, 91-78
01/23	New Orleans	W, 79-68
01/26	Louisville •	L, 76-95
01/31	Southeastern Louisiana	W, 81-50
02/04	at Virginia Tech •	L, 92-107
02/06	at South Carolina •	L, 63-105
02/09	South Alabama	W, 94-92
02/11	Cincinnati •	L, 70-82
02/15	at Louisiana-Lafayette	W, 105-104
02/18	South Carolina •	L, 61-68
02/22	at Louisville •	L, 83-96
02/25	at Memphis •	L, 76-83

03/01	Chicago State	W, 86-77
03/04	Florida State •	L, 78-81
03/10	at South Carolina ³	L, 62-63
1	– Gator Bowl Tournament (Jacksonville, Fla.)	
2	– Phoenix N.C.AA Ball (Tokyo, Japan)	
3	– Metro Conference Tournament (Columbia, S.C.)	

• – Metro Conference Game

1989-90 | 20-12

H: 12-1 | A: 4-9 | N: 4-2

Metro Conference: 9-5 (t-2nd)

NCAA Tournament (1st Round)

Coach: M.K. Turk

11/15	at LSU ¹	L, 80-91
11/27	Tennessee Tech	W, 95-78
12/09	ULM	W, 85-81
12/18	at Marshall	W, 76-74
12/21	at Chattanooga	L, 66-69
12/28	vs. Bucknell ²	W, 78-71
12/29	vs. Auburn ²	W, 84-73
01/03	Northwestern State	W, 96-67
01/06	at Florida State •	L, 82-113
01/08	at South Alabama	L, 83-91
01/11	Virginia Tech •	W, 87-85
01/13	at Memphis •	L, 77-93
01/15	Arkansas State	W, 85-65
01/17	Appalachian State	W, 96-91
01/20	Louisiana-Lafayette (ot)	W, 106-104
01/22	at New Orleans (2ot)	L, 75-77
01/27	at Cincinnati •	W, 83-76
01/29	at Louisville •	L, 88-105
01/31	Florida State •	W, 84-72
02/05	South Carolina •	W, 82-65
02/07	at Virginia Tech •	W, 93-76
02/10	Memphis •	W, 86-82
02/14	Tulane •	W, 80-71
02/17	at South Carolina •	L, 62-74
02/19	at McNeese State	L, 60-62
02/22	Cincinnati •	W, 70-63
03/01	at Tulane •	W, 92-88
03/03	Louisville •	L, 71-73
03/08	vs. Virginia Tech ³	W, 81-67
03/09	vs. Cincinnati ³	W, 75-63
03/10	vs. Louisville ³	L, 80-83
03/15	vs. LaSalle ⁴	L, 63-79

- 1 – Big Apple NIT (Baton Rouge, La.)
 - 2 – Blue Angel Classic (Pensacola, Fla.)
 - 3 – Metro Conference Tournament (Biloxi, Miss.)
 - 4 – NCAA East Regional (Hartford, Conn.)
- – Metro Conference game

1990-91 | 21-8

H: 10-2 | A: 9-4 | N: 2-2

Metro Conference: 10-4 (1st)

Metro Conference Regular Season Champions

NCAA Tournament (1st Round)

Coach: M.K. Turk

11/30	vs. Alabama ¹	W, 84-82
12/03	Hawaii-Loa	W, 105-71
12/06	at Tennessee Tech	L, 78-84
12/15	ULM	W, 84-72
12/28	vs. Holy Cross ²	W, 89-86
12/29	at Wyoming ²	W, 122-112
01/05	Florida State •	W, 84-72
01/10	at South Carolina •	W, 64-58
01/12	at Virginia Tech • (ot)	W, 101-99
01/17	Tulane •	W, 64-57
01/19	Memphis •	W, 87-77
01/21	Texas-Pan American	W, 88-72
01/24	at Louisville •	W, 84-81
01/26	Cincinnati •	L, 69-76
01/30	at Louisiana-Lafayette	W, 97-91
02/02	Louisville •	W, 77-66
02/04	at Appalachian State	W, 98-74
02/07	Virginia Tech •	W, 91-79
02/09	at Memphis •	W, 87-81
02/11	at McNeese State	W, 81-62
02/14	South Alabama	L, 85-92
02/16	South Carolina •	W, 62-58
02/18	at Texas-Pan American	W, 88-77
02/20	at Cincinnati •	L, 72-86
02/26	at Florida State •	L, 83-85
02/28	Southeastern Louisiana	W, 85-60
03/02	at Tulane •	L, 65-82
03/07	vs. Louisville ³	L, 76-83
03/15	vs. N.C. State ⁴	L, 85-114

- 1 – Game played in Birmingham, Ala.
 - 2 – Cowboy Shootout (Casper, Wyo.)
 - 3 – Metro Conference Tournament (Roanoke, Va.)
 - 4 – NCAA East Regional (Laurel, Md.)
- – Metro Conference game

1991-92 | 13-16

H: 9-3 | A: 3-9 | N: 1-4

Metro Conference: 5-7 (t-5th)

Coach: M.K. Turk

11/27	at South Alabama	W, 81-75
12/03	Louisiana-Lafayette	W, 83-65
12/05	Hawaii-Loa	W, 98-80
12/07	at East Tennessee State	L, 76-87
12/14	at Auburn	L, 78-93
12/17	Tennessee Tech	W, 85-81
12/21	vs. Alabama ¹	L, 64-87
12/23	vs. Chattanooga ²	L, 67-72
12/27	vs. Kansas ³	L, 76-109
12/28	vs. Kansas State ³	L, 68-79
01/04	at Arkansas State	L, 54-64
01/07	East Tennessee State	W, 79-63
01/18	Virginia Tech •	W, 72-60
01/20	Memphis	W, 67-59
01/23	at Louisville •	L, 74-88
01/25	at VCU •	W, 70-68
01/30	at Tulane •	L, 86-98
02/01	Charlotte •	L, 69-77
02/06	VCU •	L, 74-82
02/08	USF •	W, 87-63
02/13	at Virginia Tech •	W, 73-60
02/16	at Memphis	L, 61-80
02/20	at Charlotte •	L, 61-72
02/24	McNeese State	W, 92-63
02/29	Louisville •	W, 82-70
03/04	at USF •	L, 72-78
03/07	Tulane •	L, 70-80
03/13	vs. USF ⁴ (2ot)	W, 92-87
03/14	vs. Charlotte ⁴	L, 72-76

- 1 – Game played in Biloxi, Miss.
- 2 – Game played in Chattanooga, Tenn.
- 3 – BMA Classic (Kansas City, Mo.)
- 4 – Metro Conference Tournament (Louisville, Ky.)

• – Metro Conference Game

1992-93 10-17

H: 6-6 | A: 4-9 | N: 0-2

Metro Conference: 6-6 (t-4th)

Coach: M.K. Turk

12/04	at Syracuse ¹	L, 75-103
12/05	vs. Marist ¹	L, 69-78
12/08	ULM	L, 67-79
12/12	at Alabama	L, 76-86
12/15	Alcorn State	W, 86-59
12/19	Chattanooga	W, 86-83
12/22	at Tennessee Tech	L, 98-102
12/30	at VCU •	L, 74-85
01/03	at Louisiana-Lafayette	W, 78-69
01/07	Virginia Tech • (2ot)	W, 84-82
01/09	at USF •	W, 95-81
01/12	at ULM (ot)	L, 106-113
01/16	Tulane •	L, 71-84
01/21	Louisville •	L, 81-85
01/23	Charlotte •	L, 77-79
01/27	South Alabama	W, 68-67
01/30	at Tulane •	L, 52-65
02/04	at Old Dominion	L, 84-99
02/06	at Louisville •	L, 71-86
02/10	at Memphis	L, 82-95
02/20	at Charlotte •	W, 76-69
02/22	Auburn	L, 75-81
02/27	at Virginia Tech •	W, 83-79
03/01	Old Dominion	L, 105-113
03/04	USF •	W, 90-60
03/06	VCU •	W, 71-65
03/12	vs. Charlotte ²	L, 60-68

- 1 – Carrier Classic (Syracuse, N.Y.)
 - 2 – Metro Conference Tournament (Louisville, Ky.)
- – Metro Conference game

1993-94 | 15-15

H: 9-4 | A: 4-9 | N: 2-2

Metro Conference: 5-7 (t-5th)

National Invitation Tournament (1st Round)

Coach: M.K. Turk

11/27	at Kansas State	W, 74-60
12/04	at Mississippi State	L, 58-62
12/06	Alcorn State	W, 110-81
12/18	vs. Ole Miss ¹	L, 74-



All-Time Results

1995-96 | 12-15

H: 7-7 | A: 4-7 | N: 1-1

Conference USA: 6-8 (1-6th)

Coach: M.K. Turk

12/02	Jackson State	W, 68-61
12/04	Louisiana-Lafayette (ot)	W, 80-76
12/07	New Orleans	L, 66-68
12/09	Tampa	W, 74-60
12/16	Mississippi State (ot)	L, 69-72
12/19	at Ole Miss (2ot)	L, 107-113
12/21	at Chattanooga	W, 74-57
12/23	at South Alabama	L, 50-66
12/28	vs. Buffalo ¹	W, 77-71
12/29	at Utah State ¹	L, 65-77
01/03	UAB •	W, 78-61
01/09	ULM	W, 89-58
01/11	Cincinnati •	L, 70-75
01/13	at DePaul •	W, 82-67
01/21	at Louisville •	L, 61-87
01/25	Tulane •	L, 61-76
01/27	Memphis •	L, 68-81
02/01	at Tulane •	W, 62-61
02/06	Alabama	L, 69-83
02/10	at USF •	L, 57-63
02/12	at UAB •	W, 67-64
02/18	Marquette •	L, 55-58
02/20	at Memphis •	L, 66-91
02/24	USF •	W, 59-51
02/28	Saint Louis •	W, 62-46
03/02	at Charlotte •	L, 66-77
03/06	vs. Saint Louis ²	L, 44-61

1 – Gossner Foods Classic (Logan, Utah)
2 – Conference USA Tournament (Memphis, Tenn.)
• – Conference USA Game

James Green

Record: 123-109 | 8 seasons | 1996-04

1996-97 | 12-15

H: 9-3 | A: 2-11 | N: 1-1

Conference USA: 6-8 (1-8th)

Coach: James Green

11/22	at Texas Tech	L, 79-96
11/26	Jackson State	W, 68-54
11/30	at ULM	L, 55-59
12/03	South Alabama	W, 55-36
12/06	vs. LaSalle ¹	L, 50-62
12/07	vs. Grambling ¹	W, 70-52
12/11	Nicholls	W, 75-56
12/14	at New Orleans	L, 62-71
12/21	at Louisiana-Lafayette	L, 63-84
12/23	Texas Southern	W, 56-51
12/30	at Oral Roberts	L, 53-61
01/04	at Marquette •	L, 44-61
01/11	at Tulane •	L, 63-79
01/18	UAB •	W, 74-59
01/21	DePaul •	W, 56-48
01/25	at USF •	W, 57-44
01/27	Tulane •	L, 50-64
01/30	at Memphis •	L, 54-68
02/02	at Saint Louis •	W, 53-49
02/06	Houston •	W, 81-64
02/09	USF •	W, 75-50
02/15	at UAB •	L, 52-65
02/19	Mississippi Valley State	W, 70-66
02/22	Louisville • (ot)	L, 72-75
02/25	at Cincinnati •	L, 49-63
03/02	Charlotte •	L, 53-58
03/05	at Saint Louis ²	L, 61-69

1 – Super Chevy Shootout (Iowa City, Iowa)
2 – Conference USA Tournament (St. Louis, Mo.)
• – Conference USA Game

1997-98 | 22-11

H: 10-3 | A: 6-6 | N: 6-2

Conference USA: 9-7 (3rd National)

National Invitation Tournament (1st Round)

Coach: James Green

11/17	ULM	W, 79-52
11/21	at Auburn	L, 70-83
11/28	Louisiana-Lafayette	W, 78-65
11/29	Jackson State	W, 44-40
12/05	vs. Elon ¹	W, 67-49
12/06	at UALR ¹	W, 68-57
12/09	at South Alabama	W, 52-47
12/21	vs. Loyola-Chicago ²	W, 79-66
12/22	vs. Iowa ²	L, 58-82

12/23	vs. Oral Roberts ²	W, 73-62
12/27	vs. Mississippi Valley State ³	W, 90-57
12/30	Oral Roberts	W, 72-50
01/02	Northern Iowa	W, 74-49
01/08	Houston •	W, 63-43
01/10	USF •	W, 73-61
01/15	at Cincinnati •	L, 61-77
01/17	Charlotte •	L, 56-60
01/20	at Memphis •	L, 67-79
01/22	at USF •	L, 61-65
01/29	Marquette •	L, 43-46
01/31	at DePaul •	W, 77-67
02/05	at Tulane •	W, 89-86
02/07	at Houston •	W, 72-67
02/12	UAB •	W, 73-56
02/14	Memphis •	W, 75-62
02/16	Saint Louis •	L, 55-58
02/21	Tulane •	W, 88-60
02/25	at Louisville •	W, 72-62
02/28	at UAB •	L, 81-93
03/04	vs. Houston ⁴	W, 73-57
03/05	vs. Memphis ⁴	W, 85-57
03/06	vs. Charlotte ⁴	L, 53-65
03/11	at Auburn ⁵	L, 62-77

1 – Arkansas-Little Rock Tournament (Little Rock, Ark.)
2 – San Juan Christmas Classic (San Juan, P.R.)
3 – Game played in Jackson, Miss.
4 – Conference USA Tournament (Cincinnati, Ohio)
5 – National Invitation Tournament (Auburn, Ala.)
• – Conference USA Game

1998-99 | 14-16

H: 8-6 | A: 4-8 | N: 2-2

Conference USA: 6-10 (2nd National)

11/19	Louisiana-Lafayette	W, 57-51
11/24	South Alabama	W, 56-43
11/27	vs. Hofstra ¹	W, 61-60
11/28	vs. Illinois State ¹	L, 75-86
11/29	vs. VCU ¹ (ot)	L, 51-48
12/03	Jackson State	L, 63-64
12/05	at Louisiana-Lafayette	L, 47-56
12/08	Nicholls	W, 67-44
12/10	Mississippi Valley State	W, 81-61
12/19	ULM	W, 77-40
12/21	at Northern Iowa	W, 70-63
12/28	at Memphis •	W, 60-54
12/30	at VCU (ot)	L, 76-79
01/01	at Tulane •	W, 56-49
01/07	at Houston •	L, 57-64
01/09	Cincinnati •	L, 52-54
01/13	USF •	W, 60-58
01/16	at Charlotte •	L, 61-68
01/21	Houston •	W, 74-57
01/27	at Oklahoma State	L, 64-65
01/30	Memphis •	L, 60-74
02/03	at Saint Louis •	L, 60-68
02/07	at UAB •	L, 50-63
02/11	Tulane •	L, 61-68
02/13	at USF •	L, 57-72
02/18	DePaul •	L, 64-65
02/20	UAB •	L, 61-70
02/24	at Marquette •	W, 59-50
02/27	Louisville •	W, 59-58
03/04	vs. Charlotte ²	L, 75-83

1 – Honolulu Thanksgiving Shootout (Honolulu, Hawaii)
2 – Conference USA Tournament (Birmingham, Ala.)
• – Conference USA Game

1999-00 | 17-12

H: 9-4 | A: 5-7 | N: 3-1

Conference USA: 7-9 (3rd National)

Coach: James Green

11/21	Alcorn State	W, 88-58
11/26	vs. Nebraska ¹	W, 75-48
11/27	vs. Evansville ¹ (ot)	W, 77-71
11/28	vs. Murray State ¹	W, 65-62
11/30	New Orleans	W, 61-51
12/04	at South Alabama	W, 62-47
12/07	at ULM	L, 63-77
12/11	at Louisiana-Lafayette	W, 65-47
12/21	Troy	W, 61-46
12/27	Jackson State	W, 73-65
12/30	at Auburn	L, 50-56
01/05	Houston •	W, 82-76

01/08	at Louisville •	L, 67-69
01/15	Tulane •	L, 53-54
01/19	at UAB •	L, 57-73
01/22	at USF •	L, 51-73
01/29	Memphis •	W, 67-66
01/31	Centenary	W, 61-47
02/02	Marquette •	L, 67-79
02/05	at Tulane •	W, 72-71
02/09	Charlotte •	L, 52-66
02/12	at Memphis • (ot)	W, 79-73
02/16	Saint Louis •	W, 71-48
02/19	UAB •	W, 83-71
02/23	at Cincinnati •	L, 69-95
02/26	USF •	L, 81-88
03/01	at Houston •	W, 67-65
03/04	at DePaul •	L, 51-82
03/08	vs. Saint Louis ²	L, 51-59

1 – Hoop & Quill Tournament (St. Charles, Mo.)
2 – Conference USA Tournament (Memphis, Tenn.)
• – Conference USA Game

2000-01 | 22-9

H: 12-2 | A: 7-6 | N: 3-1

Conference USA: 11-5 (1-1st)

Conference USA Regular Season Champions
National Invitation Tournament (1st Round)

Coach: James Green

11/17	vs. Louisiana Tech ¹	W, 70-63
11/18	at Arkansas ¹	W, 63-54
11/21	Alcorn State	W, 88-62
11/28	South Alabama	W, 54-43
12/01	vs. Western Illinois ²	W, 84-51
12/02	at Iowa State ²	L, 67-69
12/05	Jackson State	W, 90-67
12/09	at New Orleans	W, 82-68
12/16	Arkansas State	W, 76-71
12/19	Arkansas Tech	W, 87-41
12/27	at Memphis •	W, 75-67
12/30	at Auburn	L, 69-73
01/06	at USF •	L, 49-59
01/10	DePaul •	W, 63-49
01/13	at UAB •	W, 64-52
01/18	Louisiana-Lafayette	W, 76-61
01/21	Louisville •	W, 69-60
01/24	Houston •	W, 72-51
01/27	at Charlotte •	L, 60-71
01/30	at Marquette •	W, 78-65
02/03	UAB •	L, 59-71
02/07	at Tulane •	L, 69-80
02/10	Cincinnati •	L, 52-64
02/14	at Houston •	W, 62-58
02/17	at Saint Louis •	W, 69-67
02/24	Tulane •	W, 78-63
02/28	Memphis •	W, 74-55
03/03	USF •	W, 83-77
03/08	vs. Saint Louis ³	W, 63-54
03/09	vs. Charlotte ³	L, 63-75
03/14	at Mississippi State ⁴	L, 68-75

1 – John Thompson Classic (Fayetteville, Ark.)
2 – Iowa State Tribute Classic (Ames, Iowa)
3 – Conference USA Tournament (Louisville, Ky.)
4 – National Invitation Tournament (Starkville, Miss.)
• – Conference USA Game

2001-02 | 10-17

H: 8-5 | A: 2-10 | N: 0-2

Conference USA: 4-12 (13th)

Coach: James Green

11/17	Jackson State	W, 83-58
11/23	vs. West Virginia ¹	L, 59-66
11/24	vs. Pacific ¹	L, 50-65
11/27	Alcorn State	W, 66-60
12/01	at Arkansas State	L, 65-81
12/05	at South Alabama	W, 76-66
12/15	Morris Brown	W, 73-47
12/18	Millsaps	W, 64-51
12/20	Western Kentucky	L, 50-74
12/29	at Auburn	L, 55-64
01/05	at Memphis •	L, 53-75
01/08	at USF •	L, 54-74
01/12	UAB •	W, 50-36
01/15	Tulane •	L, 61-70
01/10	Memphis •	L, 64-73
01/23	at Houston •	L, 66-74
01/26	at TCU •	L, 61-75
01/29	Saint Louis •	W, 67-46
02/02	at Tulane • (ot)	L, 61-66

02/05	Houston •	L, 60-68
02/09	Marquette •	L, 58-72
02/12	at East Carolina •	L, 58-61
02/15	at Cincinnati •	L, 37-89
02/19	at UALR	W, 60-53
02/23	TCU •	W, 81-68
02/26	at UAB •	L, 56-66
03/02	USF •	W, 92-75

1 – Hispanic College Fund Classic (Albuquerque, N.M.)
• – Conference USA Game

2002-03 | 13-16

H: 11-3 | A: 0-11 | N: 2-2

Conference USA: 5-11 (12th)

Coach: James Green

11/22	Alcorn State	W, 78-70
11/25	Jackson State	W, 80-62
11/27	Troy	W, 77-70
11/30	South Alabama	W, 89-78
12/06	vs. Jacksonville ¹	W, 62-61
12/07	at Iowa ¹	L, 63-65
12/14	Arkansas State	L, 48-64
12/18	at Western Kentucky	L, 54-64
12/21	UALR	W, 70-54
12/30	at Auburn	L, 46-92
01/04	Murray State	W, 56-54
01/08	TCU •	W, 72-64
01/11	Memphis •	W, 84-67
01/14	at USF •	L, 65-74
01/18	at UAB •	L, 71-84
01/25	vs. Houston ² •	L, 75-76
01/29	Louisville •	L, 65-94
02/01	at Memphis •	L, 62-80
02/04	UAB • (ot)	W, 82-80
02/08	at East Carolina •	L, 57-60
02/12	at TCU •	L, 78-85
02/15	DePaul • (ot)	L, 69-74
02/18	at Houston •	L, 42-46
02/22	Tulane •	W, 76-72
02/26	at Charlotte •	L, 68-77
03/01	USF •	W, 70-62
03/08	at Tulane •	L, 61-74
03/12	vs. Cincinnati ³	W, 63-61
03/13	vs. Saint Louis ³	L, 56-69

1 – Gazette Hawkeye Challenge (Iowa City, Iowa)
2 – Game played in Biloxi, Miss.
3 – Conference USA Tournament (Louisville, Ky.)
• – Conference USA Game

2003-04 | 13-15

H: 8-4 | A: 3-10 | N: 2-1

Conference USA: 6-10 (10th)

Coach: James Green

11/21	Alcorn State	W, 79-67
11/25	Texas Southern	W, 77-63
11/29	at Murray State	L, 54-94
12/05	vs. Hampton ¹	W, 59-57
12/06	vs. Samford ¹	W, 81-61
12/13	at Arkansas State	L, 71-78
12/17	Georgia Southern (ot)	W, 95-91
12/20	at LSU	L, 50-65
12/22	William Carey	W, 91-59
12/30	at Auburn	L, 60-78
01/04	New Orleans	W, 61-59
01/07	at Louisville •	L, 42-76
01/10	Memphis •	W, 66-63
01/13	at Saint Louis •	L, 55-56
01/16	Marquette ² •	W, 83-61
01/24	Cincinnati •	L, 47-83
01/28	at TCU •	L, 67-79
01/31	at Tulane •	W, 64-58
02/03	at Houston • (ot)	W, 75-72
02/11	UAB •	L, 65-69
02/13	at USF •	L, 60-68
02/18	Houston •	W, 70-48
02/21	Charlotte •	L, 72-78
02/24	at Memphis •	L, 56-74
02/28	at DePaul •	L, 51-80
03/03	Tulane •	W, 70-60
03/06	East Carolina •	L, 50-63
03/10	vs. Saint Louis ³	L, 46-52

1 – Winthrop Tournament (Rock Hill, S.C.)
2 – Game played in Green Bay, Wis.
3 – Conference USA Tournament (Cincinnati, Ohio)
• – Conference USA Game

Larry Eustachy

Record: 142-113 |



All-Time Results

11/22	Spring Hill	W, 113-57
11/30	Sam Houston State	W, 94-86
12/02	Savannah State	W, 61-45
12/06	Southern-New Orleans	W, 70-45
12/16	vs. Alabama ¹	L, 64-77
12/19	Reinhardt	W, 80-56
12/23	at Bradley	L, 73-83
12/28	McNeese State	W, 58-41
01/02	Auburn	W, 56-54
01/06	at Savannah State	L, 52-54
01/10	at SMU •	W, 57-56
01/13	Memphis •	L, 62-75
01/17	at UTEP •	L, 50-68
01/20	at UAB • (ot)	W, 57-55
01/24	East Carolina •	W, 83-72
01/27	at Memphis •	L, 64-67
01/31	UTEP •	W, 87-78
02/03	Tulane •	L, 64-79
02/07	at Rice •	L, 55-70
02/10	Tulsa •	W, 70-65
02/14	at East Carolina •	W, 80-42
02/19	Houston •	W, 74-69
02/21	at UCF •	L, 56-59
02/24	at Tulane •	L, 72-77
02/28	UAB •	W, 76-68
03/03	Marshall •	W, 83-73
03/07	vs. SMU ²	W, 59-52
03/08	vs. Houston ²	L, 59-62
1 – Coors Classic (Mobile, Ala.)		
2 – Conference USA Tournament (Memphis, Tenn.)		
• – Conference USA Game		

2007-08 | 19-14

H: 11-3 | A: 3-10 | N: 5-1
Conference USA: 9-7 (4-4th)

Coach: Larry Eustachy		
11/12	Belhaven	W, 92-45
11/14	at Cal	L, 59-67
11/20	William Carey	W, 86-60
11/23	at Alabama	L, 77-79
11/29	Blue Mountain	W, 112-75
12/05	at South Alabama	L, 68-75
12/08	Spring Hill	W, 73-54
12/15	Alabama State	W, 82-68
12/18	vs. New Orleans ¹	W, 84-62
12/19	vs. Louisiana Tech ¹	W, 80-56
12/20	vs. Alcorn State ¹	W, 86-61
12/23	McNeese State	L, 57-63
12/28	vs. Ole Miss ²	L, 58-78
01/04	at Savannah State	L, 56-61
01/08	UCF •	L, 41-52
01/12	Tulane •	W, 71-54
01/16	at UAB •	L, 65-72
01/19	at Memphis • +	W, 47-83
01/26	Rice •	W, 71-53
01/30	at UTEP •	L, 79-90
02/02	East Carolina •	W, 92-69
02/05	UAB • (2ot)	W, 93-85
02/09	at Tulsa •	L, 63-78
02/16	at East Carolina •	W, 72-62
02/20	SMU •	W, 81-61
02/23	at Tulane •	W, 70-59
02/27	at Houston •	L, 67-95
03/01	Memphis • +	W, 67-76
03/04	UTEP •	W, 96-70
03/08	at Marshall •	W, 63-58
03/12	vs. Rice ³	W, 59-50
03/13	vs. UCF ³	W, 68-62
03/14	at Memphis ³ +	W, 53-69
1 – Mississippi Coast Coliseum Classic (Biloxi, Miss.)		
2 – Game played in Southaven, Miss.		
3 – Conference USA Tournament (Memphis, Tenn.)		
• – Conference USA Game		
+ – Forfeit Win		

2008-09 | 15-17

H: 8-6 | A: 1-8 | N: 6-3
Conference USA: 4-12 (11th)

Coach: Larry Eustachy		
11/15	Loyola (N.O.)	W, 75-51
11/18	Alabama State	W, 74-61
11/21	vs. Miami (Fla.) ¹	L, 60-70
11/22	vs. LaSalle ¹ (ot)	W, 76-72
11/24	vs. Iona ¹	W, 64-63
12/02	South Alabama (ot)	L, 73-76

12/06	at New Mexico	L, 58-60
12/11	vs. Kansas State ²	L, 55-74
12/15	William Carey	W, 69-44
12/18	McNeese State	W, 69-50
12/22	vs. Spring Hill ³	W, 69-49
12/23	vs. Weber State ³	W, 68-49
12/30	vs. Ole Miss ⁴	W, 78-59
01/07	Tulsa •	L, 58-67
01/14	at Tulane •	W, 61-54
01/17	Houston •	W, 83-76
01/21	at UCF •	L, 61-73
01/24	Montana State	W, 68-60
01/27	Marshall •	W, 84-79
01/31	at UTEP •	L, 75-87
02/04	at East Carolina •	L, 79-82
02/07	UAB •	L, 49-66
02/11	at Rice •	L, 72-88
02/14	Memphis •	L, 47-72
02/17	East Carolina •	W, 69-59
02/21	at UAB •	L, 56-86
02/24	Tulane •	L, 59-73
02/28	at Memphis •	L, 42-58
03/04	at SMU •	L, 65-67
03/07	UTEP •	L, 70-81
03/11	vs. UCF ⁵	W, 77-53
03/12	vs. UAB ⁵ (ot)	L, 73-74
1 – Paradise Jam (St. Thomas, U.S.V.I.)		
2 – K-State Holiday Classic (Kansas City, Mo.)		
3 – Mississippi Gulf Coast Classic (Gulfport, Miss.)		
4 – Game played in Biloxi, Miss.		
5 – Conference USA Tournament (Memphis, Tenn.)		
• – Conference USA Game		

2009-10 | 20-14

H: 11-3 | A: 6-8 | N: 3-3
Conference USA: 8-8 (6th)
Collegeinsider.com Tournament (1st Round)

Coach: Larry Eustachy		
11/14	at Louisiana-Lafayette	W, 79-72
11/17	Loyola (N.O.)	W, 73-62
11/21	at Montana State	W, 66-62
11/24	William Carey	W, 74-57
11/28	Spring Hill	W, 90-57
12/05	at Ole Miss	L, 79-81
12/12	at South Alabama	W, 66-54
12/15	Louisiana-Lafayette	W, 71-53
12/21	vs. New Orleans ¹	W, 78-58
12/22	vs. Canisius ¹	L, 56-59
12/23	vs. North Florida ¹	L, 46-53
12/30	Dillard	W, 87-55
01/02	at Vanderbilt	L, 46-82
01/05	at Marshall •	L, 63-76
01/09	Memphis •	L, 57-59
01/12	Cal-State Bakersfield	W, 81-65
01/16	at UTEP •	L, 49-56
01/20	at UAB •	L, 56-57
01/23	East Carolina •	W, 68-53
01/30	at Tulane •	W, 58-40
02/02	SMU •	W, 56-53
02/06	at Houston •	W, 57-55
02/10	at Tulsa •	L, 52-60
02/13	Rice •	W, 66-50
02/17	UAB •	L, 54-59
02/20	UCF •	W, 68-58
02/24	UTEP •	L, 56-59
02/27	at Memphis •	L, 69-76
03/02	Tulane •	W, 66-57
03/06	at East Carolina	W, 75-65
03/10	vs. Tulane ²	W, 57-47
03/11	vs. UAB ²	W, 58-44
03/12	vs. Houston ²	L, 57-66
03/18	at Louisiana Tech ³	L, 57-66
1 – South Mississippi Christmas Classic (Gulfport, Miss.)		
2 – Conference USA Tournament (Tulsa, Okla.)		
3 – Collegeinsider.com Tournament (Ruston, La.)		
• – Conference USA Game		

2010-11 | 22-10

H: 13-2 | A: 6-6 | N: 3-2
Conference USA: 9-7 (5th)
Coach: Larry Eustachy

11/12	at USF	W, 60-53
11/17	South Alabama	W, 93-58
11/22	McNeese State	W, 75-60
11/27	Spring Hill	W, 94-41

12/01	Alcorn State	W, 100-71
12/04	at Ole Miss	L, 81-86
12/11	at Cal State-Monterey Bay	W, 86-61
12/12	at Cal	W, 80-78
12/22	vs. East Tennessee State ¹	W, 64-60
12/23	vs. Saint Louis ¹	W, 74-67
12/24	vs. Colorado State ¹	L, 58-63
12/29	Mississippi Valley State ²	W, 91-46
12/30	Savannah State ²	W, 64-54
01/05	Houston •	W, 85-73
01/08	at Marshall •	L, 65-95
01/12	at Rice • (ot)	W, 81-78
01/15	UCF •	W, 86-69
01/19	Memphis •	L, 75-76
01/22	at SMU •	L, 65-79
01/26	at East Carolina •	W, 84-77
01/29	Tulane •	W, 67-54
02/02	at UAB •	W, 75-71
02/05	Marshall •	W, 67-60
02/12	at Memphis •	L, 61-67
02/16	UTEP •	W, 64-51
02/19	East Carolina •	W, 72-55
02/22	Loyola (N.O.)	W, 78-67
02/26	at UCF •	L, 64-65
03/02	UAB •	L, 66-67
03/05	at Tulsa •	L, 70-78
03/09	vs. Tulane ³	W, 63-47
03/10	vs. Memphis ³	L, 63-66
1 – Cancun Governor's Cup (Cancun, Mexico)		
2 – Hardwood Club Holiday Tournament (Hattiesburg, Miss.)		
3 – Conference USA Tournament (El Paso, Texas)		
• – Conference USA Game		

2011-12 | 25-9

H: 15-0 | A: 7-6 | N: 3-3
Conference USA: 11-5 (2nd)
NCAA Tournament (2nd Round)
Coach: Larry Eustachy

11/12	Spring Hill	W, 76-41
11/17	at Denver	L, 52-59
11/19	at Colorado State	W, 79-58
11/24	vs. UC-Irvine ¹	W, 78-67
11/25	vs. New Mexico State ¹	W, 80-72
11/26	vs. Murray State ¹ (2ot)	L, 81-90
12/04	New Mexico State	W, 74-66
12/07	at South Alabama	W, 67-54
12/10	Louisiana Tech	W, 78-62
12/17	Ole Miss	W, 86-82
12/19	at Arizona State	W, 64-61
12/22	USF	W, 53-51
12/27	Belhaven	W, 93-48
12/29	Alcorn State	W, 80-49
12/31	at McNeese State	W, 65-56
01/04	East Carolina •	W, 78-76
01/07	at Tulane • (ot)	W, 71-66
01/11	at Memphis •	L, 58-60
01/14	UAB •	W, 59-55
01/21	Marshall •	W, 67-63
01/25	at East Carolina •	W, 72-60
01/28	at UCF •	W, 78-65
02/01	Memphis •	W, 75-72
02/08	at UAB •	L, 61-71
02/11	UCF •	W, 78-74
02/15	Tulsa • (ot)	W, 77-69
02/18	at Houston •	L, 71-73
02/22	at UTEP • (2ot)	L, 68-76
02/25	Rice •	W, 58-56
02/29	SMU •	W, 67-60
03/03	at Marshall •	L, 75-79
03/08	vs. East Carolina ² (ot)	W, 81-78
03/09	vs. Marshall ²	L, 62-73
03/15	vs. Kansas State ³	L, 64-70

1 – Carrs/Safeway Great Alaska Shootout (Anchorage, Alaska)		
2 – Conference USA Tournament		
3 – NCAA East Regional (Pittsburgh, Pa.)		
• – Conference USA Game		

Donnie Tyndall

Record: 56-17* | 2 seasons | 2012-14
*all wins vacated by NCAA

2012-13 | 27-10*

*all wins vacated by NCAA
H: 14-2 | A: 9-7 | N: 4-1
Conference USA: 12-4 (2nd)
National Invitation Tournament (Quarterfinals)

Coach: Donnie Tyndall		
11/10	Western Kentucky (ot)	W, 67-64*
11/15	at Georgia ¹ (ot)	W, 62-60*
11/19	at Sam Houston State	W, 61-49*
11/20	vs. UC-Irvine ²	W, 69-65*
11/21	vs. Liberty ²	W, 74-56*
11/27	Denver	W, 61-50*
12/01	at New Mexico State	L, 60-68
12/04	at Arizona	L, 55-63
12/08	at Louisiana Tech	L, 55-65
12/15	Grambling	W, 93-45*
12/18	at Georgia State	W, 69-67*
12/22	at Wichita State	L, 51-59
12/28	at Morehead State	W, 94-58*
12/31	William Carey	W, 89-59*
01/03	Dillard	W, 135-41*
01/09	at Rice •	W, 75-52*
01/12	Houston •	W, 73-54*
01/16	at SMU •	W, 74-70*
01/19	UAB •	W, 74-59*
01/23	Marshall •	W, 102-46*
01/26	at Tulsa •	W, 62-59*
02/02	at UAB •	W, 79-75*
02/06	at UCF •	L, 58-60
02/09	Memphis •	L, 76-89
02/13	Tulane •	W, 71-60*
02/16	at East Carolina • (ot)	W, 86-82*
02/20	UTEP •	W, 45-39*
02/23	at Memphis •	L, 73-89
03/02	East Carolina •	W, 88-69*
03/05	at Marshall •	L, 84-88
03/09	UCF •	W, 70-62*
03/14	vs. UAB ³	W, 81-66*
03/15	vs. UTEP ³	W, 85-67*
03/16	vs. Memphis ³ (2ot)	L, 79-91
03/20	Charleston Southern ⁴	W, 78-71*
03/25	Louisiana Tech ⁴	W, 63-52*
03/27	BYU ⁴	L, 62-79
1 – Progressive Legends Classic (Athens, Ga.)		
2 – Game played in Huntsville, Texas		
3 – Conference USA Tournament (Tulsa, Okla.)		
4 – National Invitation Tournament (Hattiesburg, Miss.)		
• – Conference USA Game		

2013-14 | 29-7*

*all wins vacated by NCAA
H: 15-0 | A: 11-6 | N: 3-1
Conference USA: 13-3 (1st)
Conference USA Regular Season Champions
National Invitation Tournament (Quarterfinals)

Coach: Donnie Tyndall		
11/08	Jackson State	W, 67-51*
11/13	at DePaul ¹	W, 75-68*
11/18	at North Dakota State	W, 70-69*
11/22	at South Alabama ²	W, 66-59*
11/23	vs. Houston Baptist ²	W, 67-62*
11/24	William Carey	W, 99-54*
11/29	at Louisville	L, 38-69
12/04	Morehead State	W, 74-60*
12/07	Georgia State (ot)	W, 75-65*
12/14	St. Catharine	W, 96-60*
12/18	at Western Kentucky	L, 65-68
12/20	vs. Coppin State ³	W, 88-74*
12/21	vs. UALR ³	W, 74-60*
12/28	at Rhode Island	W, 77-64*
01/03	Drexel	W, 66-49*
01/09	at North Texas •	W, 74-64*
01/12	at Tulsa •	L, 71-75
01/16	Rice •	W, 84-62*
01/19	Louisiana Tech •	W, 80-71*
01/23	at Old Dominion •	W, 75-60*
01/25	at East Carolina •	W, 60-46*
02/01	Tulane •	W, 78-47*
02/07	Marshall •	W, 60-57*
02/09	Charlotte •	W, 81-64*
02/13	at UAB •	L, 60-84
02/15	at Middle Tennessee •	L, 64-81
02/20	UTSA •	W, 85-56*
02/23	UTEP •	W, 7



All-Time Honors

NAIB Little All-America

1949-50Tom Bishop (1st)
1950-51Tom Bishop (1st)

Collier's NABC All-America

1952-53 Nick Revon (HM)

Sporting News All-America

1980-81Joe Dawson (HM)
1981-82Joe Dawson (HM)

Helms Foundation All-America

1951-52Tom Bishop (1st)
1952-53Tom Bishop (1st)

CoSIDA Academic All-America

1981-82Joe Dawson (3rd)
1998-99 Neil Reed

Associated Press All-America

1976-77John Prince (HM)
1980-81Joe Dawson (HM)
1981-82Joe Dawson (HM)
1989-90 Clarence Weatherspoon (HM)
1990-91 Clarence Weatherspoon (HM)
1991-92 Clarence Weatherspoon (HM)

UPI All-America

1990-91 Clarence Weatherspoon (3rd)

Playboy All-America

1991-92 Clarence Weatherspoon

Associated Press All-South Independent

1976-77 John Prince (1st)
1979-80Joe Dawson (2nd)
1980-81 Joe Dawson (1st)
1980-81Eddie Jiles (2nd)
1981-82 Joe Dawson (1st)
1981-82Curtis Green (2nd)

Howell Trophy Finalists

2011..... Gary Flowers
2012..... Neil Watson
2013..... Dwayne Davis
2014..... Neil Watson
2015..... Chip Armelin

Howell Trophy Winner

2011..... Gary Flowers

Conference USA Coach of the Year

2000-01James Green
2011-12 Larry Eustachy

Conference USA Freshman of the Year

1995-96Anthony Richards
2006-07 Jeremy Wise

Conference USA Newcomer of the Year

2006-07 Jeremy Wise
2011-12 Neil Watson
2012-13Dwayne Davis

Conference USA Defensive Player of the Year

2000-01Vandarel Jones

Conference USA Sixth Man of the Year

2011-12 Neil Watson

All-Conference USA - First Team

2010-11 Gary Flowers
2012-13Dwayne Davis
2013-14 Neil Watson

All-Conference USA - Second Team

1995-96 DamienSmith
1997-98Kelly McCarty
1998-99 Neil Reed
1999-00 David Wall
2000-01Vandarel Jones
2003-04 Charles Gaines
2006-07 Jeremy Wise
2007-08 Jeremy Wise
2009-10 Gary Flowers
2011-12 Neil Watson

All-Conference USA - Third Team

1997-98 Jimmie Floyd
2000-01 David Wall
2001-02 Elvin Mims
2002-03 Charles Gaines
2008-09 Jeremy Wise
2011-12 Jonathan Mills
2013-14Michael Craig
2014-15 Chip Armelin

Conference USA All-Freshman Team

1995-96Anthony Richards
2005-06 Courtney Beasley
2006-07 Sai'Quon Stone
2006-07 Jeremy Wise
2007-08 R.L. Horton
2010-11 D.J. Newbill

Conference USA All-Defensive Team

2009-10 Sai'Quon Stone
2010-11 Sai'Quon Stone
2011-12 Jonathan Mills
2012-13 Jonathan Mills

Conference USA All-Tournament Team

2010..... Gary Flowers
2013..... Dwayne Davis
2014.....Michael Craig

Conference USA Players of the Week

Feb. 21, 2000 David Wall
Mar. 4, 2001Vandarel Jones
Dec. 2, 2002 Charles Gaines
Dec. 22, 2003 Charles Gaines
Jan. 13, 2004.....Jasper Johnson
Dec. 20, 2004Jasper Johnson
Jan. 29, 2007..... Jeremy Wise
Feb. 2, 2009 Courtney Beasley
Dec. 13, 2010 Gary Flowers
Feb. 7, 2011 Gary Flowers
Feb. 21, 2011 Gary Flowers
Dec. 16, 2011Darnell Dodson
Nov. 26, 2012 Jonathan Mills
Mar. 11, 2013 Dwayne Davis
Jan. 20, 2014.....Michael Craig
Jan. 27, 2014..... Neil Watson
Feb. 24, 2014 Aaron Brown
Mar. 3, 2014 Daveon Boardingham*
Jan. 5, 2015.....Chip Armelin

Conference USA Freshman of the Week

Feb. 21, 2011 D.J. Newbill

Preseason All-Conference USA

1998-99 Neil Reed
2007-08 Jeremy Wise
2010-11 Gary Flowers
2012-13 Neil Watson (2nd)

Conference USA Preseason Player to Watch

2013-14 Neil Watson

Conference USA Scholar-Athlete of the Year

2000-01Vandarel Jones

Gulf States Conference MVP

1951-52 Tom Bishop

Metro Conference Coach of the Year

1985-86M.K. Turk

Metro Conference Player of the Year

1989-90 Clarence Weatherspoon
1990-91 Clarence Weatherspoon
1991-92 Clarence Weatherspoon

Metro Conference Freshman of the Year

1988-89 Clarence Weatherspoon

All-Metro Conference - First Team

1987-88 Derrek Hamilton
1989-90 Clarence Weatherspoon
1990-91 Clarence Weatherspoon
1990-91 Darrin Chancellor
1991-92 Clarence Weatherspoon
1992-93 Bernard Haslett
1993-94 Bernard Haslett



All-Time Honors

All-Metro Conference - Second Team

1982-83	Curtis Green
1983-84	Curtis Green
1985-86	Kenny Siler
1986-87	Randolph Keys
1987-88	Randolph Keys
1987-88	Casey Fisher
1988-89	Darrin Chancellor
1988-89	Clarence Weatherspoon
1989-90	Darrin Chancellor
1992-93	Glen Whisby
1993-94	Glen Whisby
1994-95	Glen Whisby
1994-95	Damien Smith

All-Metro Conference - Honorable Mention

1984-85	James Williams
---------	----------------

Metro Conference All-Freshman Team

1983-84	Eddie Pope
1984-85	Casey Fisher
1988-89	Clarence Weatherspoon
1990-91	Bernard Haslett
1991-92	Glen Whisby
1991-92	Fred Williams
1994-95	Kelly McCarty

Metro Conference All-Tournament Team

1989-90	Darrin Chancellor
1989-90	Clarence Weatherspoon
1991-92	Clarence Weatherspoon
1993-94	Bernard Haslett
1994-95	Herman Myers
1994-95	Sam Jones
1994-95	Damien Smith

Metro Conference Players of the Week

Feb. 25, 1989	Darrin Chancellor
Week 5 89-90	Clarence Weatherspoon
Week 7 89-90	Clarence Weatherspoon
Week 4 90-91	Darrin Chancellor
Week 8 90-91	Clarence Weatherspoon
Jan. 27, 1992	Clarence Weatherspoon
Feb. 10, 1992	Clarence Weatherspoon
Week 3 1992	Glen Whisby
Week 5 1992	Glen Whisby
Dec. 21, 1993	Bernard Haslett
Feb. 20, 1994	Bernard Haslett
1994	Glen Whisby
Jan. 16, 1995	Kelly McCarty
Jan. 23, 1995	Damien Smith

Preseason All-Metro Conference - First Team

1989-90	Darrin Chancellor
1989-90	Clarence Weatherspoon
1990-91	Darrin Chancellor
1990-91	Clarence Weatherspoon
1994-95	Glen Whisby

MSWA Coach of the Year

1989-90	M.K. Turk
1990-91	M.K. Turk

MSWA Player of the Year

1990-91	Clarence Weatherspoon
---------	-----------------------

MSWA All-State Team - First Team

1988-89	Darrin Chancellor
1988-89	Clarence Weatherspoon
1989-90	Darrin Chancellor
1989-90	Clarence Weatherspoon
1990-91	Darrin Chancellor
1994-95	Damien Smith

MSWA All-State Team

- Second Team

1989-90	Russell Johnson
1994-95	Glen Whisby

NIT Coach of the Year

1986-87	M.K. Turk
---------	-----------

NIT Most Valuable Player

1986-87	Randolph Keys
---------	---------------

NIT All-Star Team

1985-86	Kenny Siler
1986-87	Randolph Keys

NIT All-Tournament Team

1986-87	Randolph Keys
1986-87	Derrek Hamilton

CollegeHoops.net

High-Major All-America

2007-08	Jeremy Wise (HM)
---------	------------------

CollegeHoops.net

High-Major All-Freshman

2007-08	R.L. Horton (2nd)
---------	-------------------

Sporting News All-Conference USA

2009-10	Gary Flowers (2nd)
---------	--------------------

GTE Academic All-America

1998-99	Neil Reed (2nd)
---------	-----------------

NABC District Coach of the Year

2011-12	Larry Eustachy (District 11)
2012-13	Donnie Tyndall (District 11)

NABC All-District - First Team

2010-11	Gary Flowers (District 11)
---------	----------------------------

NABC All-District - Second Team

1997-98	Kelly McCarty (District 6)
2011-12	LaShay Page (District 11)
2011-12	Neil Watson (District 11)

2012-13	Dwayne Davis (District 11)
2013-14	Neil Watson (District 11)

Basketball Times South Region

Coach of the Year

1990-91	M.K. Turk
---------	-----------

Basketball Times All-American

- Second Team

1990-91	Clarence Weatherspoon
---------	-----------------------

Basketball Times All-South

- Honorable Mention

1990-91	Darrin Chancellor
1995-96	Damien Smith

Basketball Weekly

Freshman All-America

1988-89	Clarence Weatherspoon (3rd)
---------	-----------------------------

Basketball Weekly All-Southeast

1989-90	Clarence Weatherspoon (1st)
---------	-----------------------------

Hoop Scoop Magazine

All-Freshman Team

1988-89	Clarence Weatherspoon (1st)
---------	-----------------------------

College Basketball News All-CUSA

1998-99	Neil Reed
---------	-----------



Golden Eagles in the Pros

Player	Team (League)	Years
Mildon Ambres	Idaho Stampede (NBADL)	2008-10
	Idaho Stampede (NBADL)	2011-12
Joe Courtney	Chicago Bulls (NBA)	1992-93
	Golden State Warriors (NBA)	1992-93
	Phoenix Suns (NBA)	1993-94
	Milwaukee Bucks (NBA)	1993-94
	Cleveland Cavaliers (NBA)	1995-96
	Philadelphia 76ers (NBA)	1996-97
	San Antonio Spurs (NBA)	1996-97
Joe Dawson	Maine Lumberjacks (CBA)	1982-83
	Bay State Bombardiers (CBA)	1983-85
Darnell Dodson	Los Angeles D-Fenders (NBADL)	2012-13
	Los Angeles D-Fenders (NBADL)	2011-13
Gary Flowers	Los Angeles D-Fenders (NBADL)	2011-13
	Austin Toros (NBADL)	2008-09
Jasper Johnson	Los Angeles D-Fenders (NBADL)	2008-09
	Albuquerque Thunderbirds (NBADL)	2008-09
Randolph Keys	Cleveland Cavaliers (NBA)	1988-90
	Charlotte Hornets (NBA)	1989-91
	Los Angeles Lakers (NBA)	1994-95
	Milwaukee Bucks (NBA)	1995-96
Wendell Ladner	Memphis Pros (ABA)	1970-72
	Carolina Cougars (ABA)	1971-72
	Memphis Tams (ABA)	1972-73
	Kentucky Colonels (ABA)	1972-74
	New York Nets (ABA)	1973-75
Kelly McCarty	Denver Nuggets (NBA)	1998-99
	Philadelphia 76ers (NBA)	1992-98
Clarence Weatherspoon	Golden State Warriors (NBA)	1997-98
	Miami Heat (NBA)	1998-00
	Cleveland Cavaliers (NBA)	2000-01
	New York Knicks (NBA)	2001-04
	Houston Rockets (NBA)	2003-05
Jeremy Wise	Bakersfield Jam (NBADL)	2009-12, 2013-14

Golden Eagles in the Draft			
Year	Player	Team	Round
1952	Jim Bishop	Minneapolis Lakers	
1953	Tom Bishop	New York Knicks	4th
1954	Nick Revon	Minneapolis Lakers	6th
1955	Mickey Harrington	New York Knicks	12th
1961	Richie Goldberg	Philadelphia 76ers	6th
1970	Wendell Ladner	New Orleans Bucs	2nd
1984	Curtis Green	New York Knicks	3rd
1988	Randolph Keys	Cleveland Cavaliers	1st
1988	Derrek Hamilton	New Jersey Nets	3rd
1992	Clarence Weatherspoon	Philadelphia 76ers	1st



All-Time Series Records

Opponent	W-L	Pct	Delta State	30-21	.588	Idaho	0-1	.000
Alabama	5-22	.185	Denver	1-3	.250	Idaho State	0-1	.000
Alabama A&M	First Meeting		DePaul	5-5	.500	Illinois	0-1	.000
Alabama State	3-0	1.000	Dillard	2-0	1.000	Illinois College	1-0	1.000
Alcorn State	11-1	.917	D'lo YMCA	3-3	.500	Illinois State	0-1	.000
American	0-1	.000	Dough Wildcats	0-1	.000	Illinois Wesleyan	2-2	.500
Appalachian State	2-0	1.000	Drexel	2-0	1.000	Indiana State-Evansville	1-0	1.000
Arizona	0-3	.000	East Carolina	16-7	.696	Indiana U.-Southeast	3-0	1.000
Arizona State	1-0	1.000	East Tennessee State	8-4	.667	Iona	1-0	1.000
Arkansas	1-5	.167	East Texas Baptist	1-0	1.000	Iowa	1-1	.500
Arkansas-Monticello	0-1	.000	Eastern Illinois	1-0	1.000	Iowa State	0-3	.000
Arkansas State	14-13	.519	Eastern Kentucky	3-2	.600	Iowa Wesleyan	1-0	1.000
Arkansas Tech	1-1	.500	Eastern New Mexico	1-0	1.000	Jackson State	10-3	.769
Auburn	2-15	.118	Ellisville AHS	1-3	.250	Jacksonville	4-3	.571
Austin College	1-1	.500	Elon	1-0	1.000	Jacksonville State	2-2	.500
Austin Peay	1-2	.333	Evansville	2-0	1.000	Jefferson County AHS	1-0	1.000
Baldwyn Independents	1-0	1.000	Fairleigh Dickinson	1-0	1.000	Jones County AHS	3-0	1.000
Ball State	2-0	1.000	Fairmont (W.Va.) State	0-1	.000	Jones JC	4-2	.667
Belhaven	4-0	1.000	Findlay	1-0	1.000	Kansas	0-1	.000
Belmont Abbey	2-0	1.000	FIU	2-1	.667	Kansas State	3-4	.429
Belmont College	1-0	1.000	Florida	0-1	.000	Keesler AFB	2-1	.667
Berea	0-1	.000	Florida Atlantic	2-1	.667	Kentucky Wesleyan	0-2	.000
Bethel College	1-0	1.000	Florida Southern	6-2	.750	Lamar	7-6	.538
Birmingham Southern	2-0	1.000	Florida State	8-16	.333	Lamar Co. AHS	2-0	1.000
Biscayne	1-1	.500	Florida Tech	2-0	1.000	LaSalle	2-2	.500
Blue Mountain	1-0	1.000	Forrest Co. AHS	2-0	1.000	Laurel HS	3-0	1.000
Bogalusa Gaylords	0-1	.000	Fort Hays State	0-1	.000	Laurel YMCA	1-1	.500
Bradley	0-3	.000	Fort Jackson	1-0	1.000	Lehigh	1-0	1.000
Bucknell	1-0	1.000	Fredonia State	2-0	2.000	Liberty	1-0	1.000
Buffalo	1-0	1.000	Furman	1-1	.500	Lincoln Copiah AHS	1-0	1.000
BYU	0-1	.000	George Washington	0-1	.000	Livingston Univ.	1-0	1.000
Cal State-Bakersfield	1-0	1.000	Georgetown	1-0	1.000	Los Alamos	1-0	1.000
Cal State-Monterey Bay	1-0	1.000	Georgetown (Ky.) College	1-0	1.000	Louisiana College	17-9	.654
California	1-1	.500	Georgia	1-2	.333	Louisiana-Lafayette	39-29	.574
Camp Shelby All Stars	1-0	1.000	Georgia College	1-0	1.000	Louisiana Tech	42-36	.538
Canisius	0-1	.000	Georgia Southern	7-4	.636	Louisville	11-31	.262
CCNY	1-0	1.000	Georgia State	7-5	.583	Loyola (Baltimore)	1-0	1.000
Centenary	30-31	.492	Georgia Tech	2-2	.500	Loyola (Chicago)	1-0	1.000
Central Arkansas	2-0	1.000	Grambling	2-0	1.000	Loyola (New Orleans)	16-25	.390
Central Iowa	2-0	1.000	Greene Co. AHS	2-0	1.000	LSU	1-6	.143
Central Missouri State	1-0	1.000	Gulf Coast (Miss.) JC	5-1	.833	Magee YMCA	1-0	1.000
Chamberlain Hunt Academy	4-0	1.000	Gulf Coast Military Academy	2-0	1.000	Marist	0-1	.000
Charleston Southern	2-0	1.000	Gulfport NTC	0-1	.000	Marquette	4-6	.400
Charlotte	5-28	.152	Gustavus Aldolphus	0-1	.000	Marshall	8-11	.421
Chattanooga	6-9	.400	Hamline	2-2	.500	Mayfield College	2-0	1.000
Chicago State	2-0	1.000	Hampton	1-0	1.000	McNeese State	14-7	.667
Christian Brothers	7-1	.875	Hattiesburg All-Stars	1-0	1.000	Memphis	25-71	.260
Cincinnati	13-17	.433	Hattiesburg HS	4-1	.800	Memphis YMCA	1-1	.500
Citadel	0-1	.000	Hattiesburg YMCA	9-7	.563	Mercer	8-4	.667
Clarke Memorial College	7-3	.700	Havana, Univ. of	0-1	.000	Meridian College	0-2	.000
Clemson	3-1	.750	Hawaii-Loa	2-0	1.000	Miami (Fla.)	1-2	.333
Colorado-Colorado Springs	1-0	1.000	Hinds JC	3-0	1.000	Michigan State	0-1	.000
Colorado State	1-2	.333	Hofstra	1-0	1.000	Middle Tennessee	1-5	.167
Coppin State	1-0	1.000	Holmes County AHS	1-0	1.000	Millsaps	16-12	.571
Corinth High	1-0	1.000	Holy Cross	1-1	.500	Millsaps Academy	2-0	1.000
Corpus Christi	1-1	.500	House of David	0-2	.000	Millsaps Minors	0-4	.000
Crews	1-0	1.000	Houston	16-17	.485	Minnesota	0-1	.000
Culver Stockton	3-0	1.000	Houston Baptist	2-1	.667	Mississippi College	19-7	.731
Dayton	0-2	.000	Howard Payne	1-0	1.000	Mississippi College (Freshmen)	2-2	.500



All-Time Series Records

Mississippi State	4-15	.211
Mississippi Valley State	5-0	1.000
Missouri	1-0	1.000
Missouri-Saint Louis	4-0	1.000
Missouri Valley	1-0	1.000
Missouri Western	1-0	1.000
Montana State	2-0	1.000
Morehead State	4-6	.400
Morris Brown	1-0	1.000
Murray State	3-4	.429
NC State	0-2	.000
Nebraska	2-0	1.000
Nebraska Wesleyan	1-0	1.000
New Mexico	0-2	.000
New Mexico State	3-4	.429
New Orleans	12-11	.522
Nicholls	3-0	1.000
North Alabama	3-0	1.000
North Dakota State	3-0	1.000
North Florida	0-1	.000
North Texas	19-6	.760
Northeastern	0-1	.000
Northern Iowa	2-0	1.000
Northwestern Oklahoma	2-0	1.000
Northwestern State	28-28	.500
Oglethorpe	1-1	.500
Oklahoma	1-1	.500
Oklahoma City	0-1	.000
Oklahoma State	0-1	.000
Old Dominion	1-8	.111
Ole Miss	6-18	.250
Oral Roberts	2-1	.667
Oregon Tech	2-0	1.000
Pacific	0-1	.000
Pearl River AHS	5-0	1.000
Pearl River JC	2-2	.500
Pensacola NAS	4-4	.500
Pepperdine	0-1	.000
Perkinston AHS	0-2	.000
Peru State	1-0	1.000
Pittsburg State	1-0	1.000
Pomona-Pitzer	1-0	1.000
Poplarville AHS	3-2	.600
REA Travelers	1-1	.500
Reinhardt College	1-0	1.000
Rhode Island	1-1	.500
Rice	8-7	.533
Richton All-Stars	1-1	.500
Rollins	1-0	1.000
Roanoke	1-4	.200
Saint Louis	10-9	.526
Sam Houston State	2-1	.667
Samford	17-2	.895
San Diego State	0-1	.000
San Francisco State	3-0	1.000
Savannah State	2-2	.500
Sewanee	1-0	1.000
SIU-Edwardsville	1-0	1.000
SMU	7-4	.636

South Alabama	25-15	.625
South Carolina	11-8	.579
Southeast Missouri State	2-1	.667
Southeastern Louisiana	40-20	.667
Southeastern Oklahoma State	1-0	1.000
Southern (New Orleans)	1-0	1.000
Southern Benedictine	9-0	1.000
Southern Independents	1-0	1.000
Southwest Missouri State	2-1	.667
Southwestern Oklahoma State	0-1	.000
Spring Hill	51-17	.750
St. Bonaventure	0-1	.000
St. Catharine (Ky.)	1-0	1.000
St. Mary's (Calif.)	1-0	1.000
St. Michael's (N.M.)	1-0	1.000
St. Peter's (N.J.)	1-0	1.000
St. Stanislaus	0-2	.000
Stephen F. Austin	First Meeting	
Stetson	4-2	.667
Steubenville	0-1	.000
Syracuse	0-1	.000
Tampa	8-2	.800
TCU	3-3	.500
Tennessee	0-1	.000
Tennessee State	2-0	1.000
Tennessee Tech	6-5	.545
Texas	0-2	.000
Texas A&M	1-4	.200
Texas A&M-Commerce	1-3	.250
Texas Southern	2-0	1.000
Texas Tech	0-2	.000
Texas Wesleyan	0-1	.000
Toledo	1-0	1.000
Toronto, Univ. of	1-0	1.000
Tougaloo	First Meeting	
Trinity	0-3	.000
Troy	13-1	.929
Tulane	37-41	.474
Tulsa	5-7	.417
Tyndall Field	2-0	1.000
UAB	17-28	.378
UALR	5-0	1.000
UC Irvine	2-0	1.000
UC Riverside	2-0	1.000
UC San Diego	2-0	1.000
UCF	8-5	.615
ULM	22-15	.595
UMKC	1-0	1.000
UNC-Asheville	2-0	1.000
UNC-Greensboro	0-1	.000
Union	1-1	.500
Union (Tenn.)	First Meeting	
UNLV	0-1	.000
US International	1-0	1.000
USC	0-1	.000
USF	17-12	.586
UT Martin	1-0	1.000
UT-Pan American	11-5	.688
Utah State	1-3	.250

UTEP	11-14	.440
UTSA	3-2	.600
Vanderbilt	1-1	.500
Valparaiso	1-0	1.000
VCU	6-7	.462
Virginia Tech	17-13	.567
Wagner	1-0	1.000
Washington State	1-0	1.000
Washington (Mo.) Univ.	1-0	1.000
Weber State	1-0	1.000
Wesson AHS	1-2	.333
West Florida	3-2	.600
West Texas State	5-4	.556
West Virginia	0-2	.000
West Virginia Tech	1-0	1.000
Western Illinois	3-0	1.000
Western Kentucky	1-6	.143
Western Michigan	1-0	1.000
Wichita State	0-1	.000
Wiggins HS	1-0	1.000
William Carey	9-1	.900
Williamsburg	1-1	.500
Wisconsin-Milwaukee	1-0	1.000
Wisconsin-Oshkosh	1-0	1.000
Wisconsin-Parkside	1-0	1.000
Wisconsin State	1-0	1.000
Wyoming	1-0	1.000
Xavier	0-2	.000

* – 2016-17 Opponents listed in **BOLD**



Series Records

Alabama

Alabama leads series 22-5
H: 2-3 | **A:** 2-15 | **N:** 1-4
12/05/1950.....L, 57-63A
12/10/1952.....W, 75-67A
12/15/1956.....L, 63-81N¹
12/01/1959.....L, 72-82A
12/05/1960.....W, 71-64A
12/08/1962.....L, 52-71A
12/21/1963.....L, 74-80A
12/05/1964.....L, 73-102A
12/01/1965.....L, 67-75A
12/11/1965.....L, 79-93H
12/07/1966.....W, 77-65H²
12/12/1966.....L, 89-103A
12/11/1967.....L, 86-90A
12/01/1969.....L, 74-104A
12/10/1971.....L, 80-108A³
12/01/1975.....L, 67-91A
12/03/1988.....L, 58-63N⁴
11/30/1990.....W, 84-82N⁵
12/21/1991.....L, 64-87N⁶
12/12/1992.....L, 76-86A
12/21/1993.....W, 79-62H
02/07/1995.....L, 60-65A
02/06/1996.....L, 69-83H
12/16/2006.....L, 64-77N⁷
11/23/2007.....L, 77-79A
11/20/2014.....L, 67-81A
12/04/2015.....L, 55-58H
1 – Birmingham Classic (Birmingham, Ala.)
2 – USM Invitational (Hattiesburg, Miss.)
3 – Alabama Classic (Tuscaloosa, Ala.)
4 – Gator Bowl Tournament (Jacksonville, Fla.)
5 – Game played in Birmingham, Ala.
6 – Game played in Biloxi, Miss.
7 – Coors Classic (Mobile, Ala.)

Alabama State

Southern Miss leads series 3-0
H: 3-0 | **A:** 0-0 | **N:** 0-0
11/18/2006.....W, 80-43H
12/15/2007.....W, 82-68H
11/18/2008.....W, 74-61H

Alcorn State

Southern Miss leads series 11-1
H: 10-0 | **A:** 0-0 | **N:** 1-1
11/30/1979.....L, 71-77N¹
12/15/1992.....W, 86-59H
12/06/1993.....W, 110-81H
11/21/1999.....W, 88-58H
11/21/2000.....W, 88-62H
11/27/2001.....W, 66-60H
11/22/2002.....W, 78-70H
11/21/2003.....W, 79-67H
12/11/2004.....W, 82-61H
12/20/2007.....W, 86-61N²
12/01/2010.....W, 100-71H
12/29/2011.....W, 80-49H
1 – Babe McCarthy Tip-Off Tournament (Biloxi, Miss.)
2 – Mississippi Coast Coliseum Classic (Biloxi, Miss.)

American

American leads series 1-0
H: 0-0 | **A:** 0-0 | **N:** 0-1
01/06/1975.....L, 76-83N¹
1 – Hatters Tournament (DeLand, Fla.)

Appalachian State

Southern Miss leads series 2-0
H: 1-0 | **A:** 1-0 | **N:** 0-0
01/17/1990.....W, 96-91H
02/04/1991.....W, 98-74A

Arizona

Arizona leads series 3-0
H: 0-0 | **A:** 0-2 | **N:** 0-1
12/22/1950.....L, 56-90A
12/30/1954.....L, 72-79N¹
12/04/2012.....L, 55-63A
1 – Wichita Tournament (Wichita, Kan.)

Arizona State

Southern Miss leads series 1-0
H: 0-0 | **A:** 1-0 | **N:** 0-0
12/19/2011.....W, 64-61A

Arkansas

Arkansas leads series 5-1
H: 0-0 | **A:** 1-1 | **N:** 0-4
12/23/1978.....L, 79-93N¹
12/22/1980.....L, 68-76N¹
12/22/1981.....L, 54-63N¹
12/21/1982.....L, 62-64N¹
11/18/2000.....W, 63-54A²
11/30/2005.....L, 35-77A
1 – Game played in Pine Bluff, Ark.
2 – John Thompson Classic (Fayetteville, Ark.)

Arkansas State

Southern Miss leads series 14-13
H: 10-3 | **A:** 3-9 | **N:** 1-1
12/17/1955.....L, 74-88A
02/11/1956.....W, 71-65H
01/05/1957.....W, 73-59H
02/09/1957.....L, 54-55A
01/11/1958.....L, 46-50A
02/15/1958.....W, 77-45H
01/03/1970.....W, 116-89A
12/09/1970.....W, 80-75H
12/22/1975.....W, 87-83H
12/11/1976.....W, 56-47A
12/05/1977.....L, 65-78H
01/24/1979.....L, 60-72A
01/03/1980.....W, 78-76A
01/14/1980.....W, 72-53H
12/01/1984.....W, 65-64N¹
12/11/1985.....W, 86-82H
12/28/1985.....L, 71-80A
12/08/1986.....L, 72-85N²
02/23/1987.....L, 73-75H
01/14/1988.....W, 81-71H
01/14/1989.....L, 45-51A
01/15/1990.....W, 85-65H
01/04/1992.....L, 54-64A
12/16/2000.....W, 76-71H
12/01/2001.....L, 65-81A
12/14/2002.....L, 48-64H
12/13/2003.....L, 71-78A
1 – Mid-South Classic (Memphis, Tenn.)
2 – Game played in Pine Bluff, Ark.

Arkansas Tech

Southern Miss leads series 1-1
H: 1-0 | **A:** 0-0 | **N:** 0-1
01/05/1955.....L, 69-81N¹
12/19/2000.....W, 87-41H
1 – Senior Bowl Tournament (Mobile, Ala.)

Auburn

Auburn leads series 13-3
H: 1-2 | **A:** 1-10 | **N:** 1-1
12/14/1963.....L, 74-80A
12/27/1968.....L, 70-73N¹
12/29/1989.....W, 84-73N²
12/14/1991.....L, 75-83A
02/22/1993.....L, 75-81H
02/22/1994.....W, 73-89A
02/22/1995.....L, 79-81H
11/21/1997.....L, 70-83A
03/11/1998.....L, 62-77A³
12/30/1999.....L, 50-56A
12/30/2000.....L, 69-73A
12/29/2001.....L, 55-64A
12/30/2002.....L, 46-92A
12/30/2003.....L, 60-78A
01/04/2006.....L, 57-80A
01/02/2007.....W, 56-54H
1 – Mobile Classic (Mobile, Ala.)
2 – Blue Angel Classic (Pensacola, Fla.)
3 – NIT (Auburn, Ala.)
+ – Forfeit Win

Austin College

Series tied 1-1
H: 1-0 | **A:** 0-1 | **N:** 0-0
01/21/1955.....L, 88-90A
02/18/1955.....W, 68-60H

Austin Peay

Austin Peay leads series 2-1
H: 0-1 | **A:** 0-1 | **N:** 1-0
01/03/1974.....W, 79-75N¹
12/30/1974.....L, 83-91A
01/05/1976.....L, 93-102H
1 – Senior Bowl Classic (Mobile, Ala.)

Ball State

Southern Miss leads series 2-0
H: 1-0 | **A:** 1-0 | **N:** 0-0
12/20/1976.....W, 71-58H
12/03/1977.....W, 95-85A

Belhaven

Southern Miss leads series 4-0
H: 3-0 | **A:** 0-0 | **N:** 1-0
12/07/1965.....W, 100-77N¹
11/11/2006.....W, 63-38H
11/12/2007.....W, 92-45H
12/27/2011.....W, 93-48H
1 – Magnolia Invitational (Jackson, Miss.)

Belmont

Southern Miss leads series 1-0
H: 1-0 | **A:** 0-0 | **N:** 0-0
11/28/1953.....W, 115-77H

Belmont Abbey

Southern Miss leads series 2-0
H: 2-0 | **A:** 0-0 | **N:** 0-0
03/03/1961.....W, 56-54H
03/01/1963.....W, 80-77H

Bethel College

Southern Miss leads series 1-0
H: 0-0 | **A:** 0-0 | **N:** 1-0
12/29/1955.....W, 98-76N¹
1 – Holiday Festival (Jackson, Miss.)

Birmingham Southern

Southern Miss leads series 2-0
H: 2-0 | **A:** 0-0 | **N:** 0-0
12/03/1951.....W, 82-65H
03/02/1955.....W, 72-47H¹
1 – NAIA District Tournament (Hattiesburg, Miss.)

Biscayne

Series tied 1-1
H: 1-1 | **A:** 0-0 | **N:** 0-0
02/17/1970.....L, 86-89H
01/10/1981.....W, 81-69H

Blue Mountain

Southern Miss leads series 1-0
H: 1-0 | **A:** 0-0 | **N:** 0-0
11/29/2007.....W, 112-75H

Bogalusa Gaylords

Bogalusa Gaylords leads series 1-0
H: 0-1 | **A:** 0-0 | **N:** 0-0
01/21/1948.....L, 50-52H

Bradley

Bradley leads series 3-0
H: 0-1 | **A:** 0-1 | **N:** 0-1
12/16/1988.....L, 86-94N¹
12/21/2005.....L, 43-56H
12/23/2006.....L, 73-83A
1 – Phoenix N.C.A.A. Ball (Tokyo, Japan)

Bucknell

Southern Miss leads series 1-0
H: 0-0 | **A:** 0-0 | **N:** 1-0
12/18/1989.....W, 78-71N¹
1 – Blue Angel Classic (Pensacola, Fla.)

Buffalo

Southern Miss leads series 1-0
H: 0-0 | **A:** 0-0 | **N:** 1-0
12/28/1995.....W, 77-71N¹
1 – Gossner Foods Classic (Logan, Utah)

BYU

BYU leads series 1-0
H: 0-1 | **A:** 0-0 | **N:** 0-0
03/27/2013.....L, 62-79H¹
1 – National Invitation Tournament (Hattiesburg, Miss.)

Cal

Series tied 1-1
H: 0-0 | **A:** 1-1 | **N:** 0-0
11/14/2007.....L, 59-67A
12/12/2010.....W, 80-78A

Cal State Bakersfield

Southern Miss leads series 1-0
H: 1-0 | **A:** 0-0 | **N:** 0-0
01/12/2010.....W, 81-65H

Cal State Monterey Bay

Southern Miss leads series 1-0
H: 0-0 | **A:** 1-0 | **N:** 0-0
12/11/2010.....W, 86-61A

California-Riverside

Southern Miss leads series 2-0
H: 2-0 | **A:** 0-0 | **N:** 0-0
12/15/1986.....W, 87-66H
01/07/1988.....W, 98-79H

California-San Diego

Southern Miss leads series 2-0
H: 2-0 | **A:** 0-0 | **N:** 0-0
12/15/1975.....W, 94-72H
01/06/1978.....W, 94-61H

Canisius

Canisius leads series 1-0
H: 0-0 | **A:** 0-0 | **N:** 0-1
12/22/2009.....L, 56-59N¹
1 – South Mississippi Christmas Classic (Gulftport, Miss.)

Centenary

Centenary leads series 31-29
H: 19-9 | **A:** 8-22 | **N:** 2-0
01/22/1949.....L, 33-59A
02/08/1949.....W, 53-49H
01/14/1950.....W, 43-39H
02/18/1950.....W, 60-57A
01/30/1951.....W, 79-60H
02/09/1951.....L, 61-62A
01/26/1952.....L, 55-58A
02/11/1952.....W, 77-49H
02/28/1952.....W, 75-60N¹
01/10/1953.....W, 62-54A
02/09/1954.....L, 63-67H
02/13/1954.....L, 60-66A
01/11/1955.....W, 67-65H
02/21/1955.....L, 49-68A
01/30/1956.....L, 57-70A
02/04/1956.....L, 58-68H
01/07/1957.....L, 79-83A
02/02/1957.....W, 86-58H
02/04/1958.....W, 54-49H
02/22/1958.....W, 81-63H
01/22/1959.....W, 81-69H
02/26/1959.....L, 71-80A
01/16/1960.....W, 69-63A
02/15/1960.....W, 88-73H
02/16/1961.....L, 71-73H
02/27/1961.....L, 63-67A
12/28/1961.....L, 66-73A²
02/07/1962.....L, 79-97A
03/01/1962.....W, 97-75H
01/30/1963.....L, 62-95H
02/23/1963.....W, 71-69A
02/14/1964.....W, 82-78H

02/29/1964.....L, 91-104A
02/19/1965.....L, 86-92A
02/27/1965.....W, 115-106H
02/10/1966.....L, 84-99H
02/26/1966.....L, 75-110A
01/30/1967.....W, 90-73H
02/17/1967.....W, 101-97A
01/10/1968.....W, 96-85H
02/03/1968.....W, 117-101A
01/29/1969.....W, 81-70H
02/17/1969.....W, 82-78A
01/13/1970.....L, 72-76A
01/05/1971.....W, 83-74H
02/13/1971.....L, 65-106A
01/24/1972.....L, 74-85A
02/05/1972.....L, 81-85H
01/11/1973.....L, 83-106H
01/27/1973.....L, 81-97A
01/10/1974.....L, 81-85H
01/26/1974.....L, 87-103A
01/16/1975.....L, 75-96H
02/01/1975.....L, 81-105A
02/07/1976.....L, 67-87A
02/25/1977.....W, 80-79H
01/13/1979.....L, 96-107A
02/20/1979.....W, 78-76H
01/31/2000.....W, 61-47H
12/04/2004.....W, 70-53N³
1 – Gulf States Conference Tournament (Natchitoches, La.)
2 – Gulf South Classic (Shreveport, La.)
3 – Gazette Hawkeye Classic (Iowa City, Iowa)

Central Arkansas

Southern Miss leads series 2-0
H: 2-0 | **A:** 0-0 | **N:** 0-0
12/06/1984.....W, 88-61H
12/13/1986.....W, 95-82H

Central Iowa

Southern Miss leads series 2-0
H: 1-0 | **A:** 0-0 | **N:** 1-0
12/19/1959.....W, 84-61N¹
12/20/1960.....W, 81-58H
1 – Game played in Magee, Miss.

Central Missouri State

Southern Miss leads series 1-0
H: 1-0 | **A:** 0-0 | **N:** 0-0
12/23/1952.....W, 75-60H

Charleston Southern

Southern Miss leads series 2-0
H: 2-0 | **A:** 0-0 | **N:** 0-0
02/06/1978.....W, 92-78H
03/20/2013.....W, 78-71H¹
1 – National Invitation Tournament (Hattiesburg, Miss.)

Charlotte

Charlotte leads series 28-5
H: 2-11 | **A:** 1-12 | **N:** 2-5
01/26/1971.....L, 88-89H
02/05/1973.....L, 86-96A
01/24/1976.....L, 59-84H
02/12/1977.....L, 72-102A
01/06/1982.....L, 70-74A
02/05/1983.....W, 92-66H
02/01/1992.....L, 69-77H
02/20/1992.....L, 61-77A
03/14/1992.....L, 72-76N¹
01/23/1993.....L, 77-79H
02/20/1993.....W, 76-69A
03/12/1993.....L, 60-68N¹
01/20/1994.....L, 63-64H
02/10/1994.....L, 73-78A
03/12/1994.....W, 68-64N²
01/21/1995.....L, 68-72A
02/09/1995.....L, 59-64H
03/11/1995.....W, 60-56N¹
03/02/1996.....L, 66-77A
03/02/1997.....L, 53-58H
01/17/1998.....L, 56-60H
03/06/1998.....L, 53-65N³

01/16/1999.....L, 61-68A
03/04/1999.....L, 75-83N⁴
02/09/2000.....L, 52-66H
01/27/2001.....L, 60-71A
03/09/2001.....L, 63-75N⁵
02/26/2003.....L, 68-77A
02/21/2004.....L, 72-78H
02/26/2005.....L, 58-81A
02/09/2014.....W, 81-64H
02/21/2015.....L, 43-71A
01/07/16.....L, 76-82H
1 – Metro Conference Tournament (Louisville, Ky.)
2 – Metro Conference Tournament (Biloxi, Miss.)
3 – Conference USA Tournament (Cincinnati, Ohio)
4 – Conference USA Tournament (Birmingham, Ala.)
5 – Conference USA Tournament (Louisville, Ky.)

Chattanooga

Chattanooga leads series 9-6
H: 4-3 | **A:** 2-5 | **N:** 0-1
01/17/1951.....W, 72-64A
02/11/1955.....W, 87-43H
02/16/1970.....L, 72-77H
01/16/1971.....L, 82-111A
02/07/1972.....L, 87-98H
01/06/1973.....L, 80-81A
02/17/1973.....L, 78-98H
12/30/1986.....L, 70-75A¹
01/23/1988.....W, 98-84H
12/21/1989.....L, 66-69H
12/23/1991.....L, 67-72N²
12/19/1992.....W, 86-83H
01/02/1994.....L, 95-98H
11/29/1994.....W, 68-63H
12/21/1995.....W, 74-57A
1 – Tennessee-Chattanooga Classic (Chattanooga, Tenn.)
2 – Game played in Chattanooga, Tenn.

Chicago State

Southern Miss leads series 2-0
H: 1-0 | **A:** 1-0 | **N:** 0-0
01/16/1989.....W, 84-78A
03/01/1989.....W, 86-77H

Christian Brothers

Southern Miss leads series 7-1
H: 5-0 | **A:** 2-1 | **N:** 0-0
02/11/1957.....W, 75-60A
01/25/1958.....W, 58-49H
02/11/1961.....W, 83-67H
02/24/1962.....W, 79-76A
02/16/1963.....W, 83-50H
02/24/1964.....W, 99-91H
02/13/1965.....L, 76-80H
12/13/1965.....W, 89-82H

Cincinnati

Cincinnati leads series 17-13
H: 5-7 | **A:** 5-9 | **N:** 3-1
12/01/1979.....W, 86-84N¹
02/19/1983.....W, 69-59A
01/23/1984.....W, 59-57A
02/11/1984.....W, 73-56H
01/21/1985.....L, 58-59H
02/16/1985.....L, 65-66A
01/06/1986.....L, 63-76A
02/24/1986.....W, 72-62H
03/07/1986.....L, 74-75N²
01/05/1987.....W, 73-51A
02/19/1987.....W, 76-64H
01/04/1988.....L, 94-103A
03/02/1988.....W, 104-85H
01/09/1989.....W, 85-84A
02/11/1989.....L, 70-82H
01/27/1990.....W, 83-76A
02/22/1990.....W, 70-63H
03/09/1990.....W, 75-63N³
01/26/1991.....L, 69-76H
02/20/1991.....L, 72-86A



Series Records

01/11/1996.....L, 70-75 H
02/25/1997.....L, 49-63A
01/15/1998.....L, 61-77A
01/09/1999.....L, 52-54 H
02/23/2000.....L, 69-95A
02/10/2001.....L, 52-64 H
02/15/2002.....L, 37-89A
03/12/2003.....W, 63-61 N⁴
01/24/2004.....L, 47-83 H
02/16/2005.....L, 51-83A
1 – Babe McCarthy Tip-Off Tournament
(Biloxi, Miss.)
2 – Metro Conference Tournament
(Louisville, Ky.)
3 – Metro Conference Tournament
(Biloxi, Miss.)
4 – C-USA Tournament (Louisville, Ky.)

Citadel, The

The Citadel leads series 1-0
H: 0-0 | A: 0-1 | N: 0-0
01/15/1962.....L, 67-79A

City College of N.Y.

Southern Miss leads series 1-0
H: 0-0 | A: 0-0 | N: 1-0
12/30/1975.....W, 98-65 N¹
1 – Virginia Commonwealth Classic
(Richmond, Va.)

Clemson

Southern Miss leads series 3-1
H: 1-0 | A: 2-1 | N: 0-0
12/04/1982.....W, 60-58A¹
12/15/1987.....W, 88-85A
03/18/1988.....W, 74-69 H²
03/17/1994.....L, 85-96A³
1 – IPTAY Tournament (Clemson, S.C.)
2 – National Invitation Tournament
(Hattiesburg, Miss.)
3 – National Invitation Tournament
(Clemson, S.C.)

Colorado-Colorado Springs

Southern Miss leads series 1-0
H: 0-0 | A: 0-0 | N: 1-0
11/21/2004.....W, 75-61 N¹
1 – Jim Thorpe Classic (Reno, Nev.)

Colorado State

Colorado State leads series 2-1
H: 0-0 | A: 1-0 | N: 0-2
12/29/1954.....L, 50-66 N¹
12/24/2010.....L, 58-63 N²
11/19/2011.....W, 79-58A
1 – Wichita Tournament
(Wichita, Kan.)
2 – Cancun Governor's Cup
(Cancun, Mexico)

Coppin State

Southern Miss leads series 1-0
H: 0-0 | A: 0-0 | N: 1-0
12/20/2013.....W, 88-74 N¹
1 – Game played in Tortola, B.V.I.

Culver-Stockton

Southern Miss leads series 3-0
H: 3-0 | A: 0-0 | N: 0-0
12/06/1951.....W, 68-34 H
12/14/1953.....W, 93-40 H
01/03/1978.....W, 83-73 H

Dayton

Dayton leads series 2-0
H: 0-1 | A: 0-1 | N: 0-0
12/10/1951.....L, 57-59 H
01/01/1952.....L, 73-97A

Delta State

Southern Miss leads series 27-10
H: 13-3 | A: 9-7 | N: 5-0
02/11/1950.....W, 52-47A
02/16/1950.....L, 47-72 H
03/02/1950.....W, 50-39 N¹

03/07/1950.....L, 50-55 H²
02/12/1951.....W, 57-46 H
02/24/1951.....L, 53-67A
03/06/1951.....W, 74-62 N³
01/22/1952.....W, 56-55A
02/16/1952.....W, 57-55 H
02/28/1953.....W, 59-35A⁴
03/01/1955.....W, 71-65 H⁵
02/08/1956.....W, 66-51 H
02/18/1956.....L, 58-81A
03/03/1956.....L, 52-69A⁴
01/09/1958.....W, 53-50A
02/07/1958.....W, 45-41 H
02/06/1960.....W, 99-66 N¹
02/23/1961.....W, 74-56 H
02/26/1962.....L, 78-90A
02/01/1963.....W, 64-52 H
02/21/1963.....L, 82-101A
01/09/1964.....W, 85-79 N¹
12/29/1964.....W, 76-57 N⁶
01/17/1966.....W, 123-90 H
02/12/1966.....W, 107-94A
01/31/1967.....W, 102-88 H
02/11/1967.....W, 76-71A
02/08/1968.....L, 45-54A
02/20/1968.....W, 118-81 H
01/17/1969.....W, 75-74A
02/06/1969.....L, 82-84 H
02/12/1970.....L, 72-78A
02/19/1970.....W, 77-69 H
12/14/1972.....W, 94-77 H
12/10/1973.....W, 103-79A
12/04/1974.....W, 85-75 H
01/31/1976.....W, 67-65A
1 – Game played in Jackson, Miss.
2 – NAIA District 19 Playoffs
(Hattiesburg, Miss.)
3 – NAIA District 19 Playoffs
(Memphis, Tenn.)
4 – NAIA District 19 Playoffs
(Cleveland, Miss.)
5 – NAIA District Tournament
(Hattiesburg, Miss.)
6 – Magnolia Invitational
(Jackson, Miss.)

Denver

Denver leads series 3-1
H: 1-0 | A: 0-2 | N: 0-1
02/04/1974.....L, 93-112A
11/19/2005.....L, 30-44 N¹
11/17/2011.....L, 52-59A
11/27/2012.....W, 61-50 H
1 – BP Top of the World Classic
(Fairbanks, Alaska)

DePaul

Series tied 5-5
H: 2-3 | A: 3-2 | N: 0-0
01/13/1996.....W, 82-67A
01/21/1997.....W, 56-48 H
01/31/1998.....W, 77-67A
02/18/1999.....L, 64-65 H
03/04/2000.....L, 51-82A
01/10/2001.....W, 63-49 H
02/15/2003.....L, 69-74 H
02/28/2004.....L, 51-80A
01/29/2005.....L, 48-70 H
11/13/2013.....W, 75-68A¹
1 – CBE Hall of Fame Classic
(Chicago, Ill.)

Dillard

Southern Miss leads series 2-0
H: 2-0 | A: 0-0 | N: 0-0
12/30/2009.....W, 87-55 H
01/03/2013.....W, 135-41 H

Drexel

Series tied 1-1
H: 1-0 | A: 0-1 | N: 0-0
01/03/2014.....W, 66-49 H
11/30/2014.....L, 36-59A

East Carolina

Southern Miss leads series 16-7
H: 8-2 | A: 7-5 | N: 1-0
02/08/1971.....L, 81-103A
01/03/1972.....L, 86-96 H
02/12/2002.....L, 58-61A
02/08/2003.....L, 57-60A
03/06/2004.....L, 50-63 H
02/23/2005.....L, 66-77A
03/04/2006.....W, 74-56 H
01/24/2007.....W, 83-72 H
02/14/2007.....W, 80-42A
02/02/2008.....W, 92-69 H
02/16/2008.....W, 72-62A
02/04/2009.....L, 79-82A
02/17/2009.....W, 69-59 H
01/23/2010.....W, 68-53 H
03/06/2010.....W, 75-65A
01/26/2011.....W, 84-77A
02/19/2011.....W, 72-55 H
01/04/2012.....W, 78-76A
01/25/2012.....W, 72-60A
03/08/2012.....W, 81-78 N¹
02/16/2013.....W, 86-82A
02/02/2013.....W, 88-69 H
01/25/2014.....W, 60-46A
1 – Conference USA Tournament ()

East Tennessee State

Southern Miss leads series 8-4
H: 5-0 | A: 0-4 | N: 3-0
12/02/1954.....L, 55-75A
01/23/1956.....W, 66-54 H
12/30/1958.....L, 69-83A¹
12/07/1959.....W, 89-73 H
12/30/1960.....W, 77-76 N²
01/03/1962.....L, 58-73A
12/12/1968.....W, 93-75 H³
12/30/1978.....W, 96-86 N⁴
02/28/1983.....W, 77-61 H
12/07/1991.....L, 76-87A
01/07/1992.....W, 79-63 H
12/22/2010.....W, 64-60 N⁵
1 – Watauga Invitational
(Johnson City, Tenn.)
2 – Holiday Tournament (Laurel, Miss.)
3 – USM Invitational
(Hattiesburg, Miss.)
4 – All-College Tournament
(Oklahoma City, Okla.)
5 – Cancun Governor's Cup
(Cancun, Mexico)

East Texas Baptist

Southern Miss leads series 1-0
H: 1-0 | A: 0-0 | N: 0-0
02/21/1959.....W, 79-62 H

Eastern Illinois

Southern Miss leads series 1-0
H: 0-0 | A: 0-0 | N: 1-0
12/02/1983.....W, 79-65 N¹
1 – Illini Classic (Champaign, Ill.)

Eastern Kentucky

Southern Miss leads series 3-2
H: 2-0 | A: 1-1 | N: 0-1
12/28/1962.....L, 68-75 N¹
01/05/1980.....L, 61-79A
01/21/1980.....W, 80-77 H
12/03/1980.....W, 82-74 H
02/02/1981.....W, 78-71A
1 – Gulf South Classic (Shreveport, La.)

Eastern New Mexico

Southern Miss leads series 1-0
H: 1-0 | A: 0-0 | N: 0-0
12/18/1961.....W, 91-75 H

Elon

Southern Miss leads series 1-0
H: 0-0 | A: 0-0 | N: 1-0
12/05/1997.....W, 67-49 N¹
1 – Arkansas-Little Rock Tournament
(Little Rock, Ark.)

Evansville

Southern Miss leads series 2-0
H: 0-0 | A: 1-0 | N: 1-0
01/22/1953.....W, 81-79A
11/27/1999.....W, 77-71 N¹
1 – Hoop & Quill Tournament
(St. Charles, Mo.)

Fairleigh Dickinson

Southern Miss leads series 1-0
H: 0-0 | A: 1-0 | N: 0-0
01/02/1961.....W, 89-82A

Fairmont State

Fairmont State leads series 1-0
H: 0-1 | A: 0-0 | N: 0-0
11/24/1984.....L, 62-69 H

Finley College

Southern Miss leads series 1-0
H: 0-0 | A: 0-0 | N: 1-0
12/18/1953.....W, 97-79 N¹
1 – NAIA Christmas Tri-State
Tournament (Kansas City, Mo.)

FIU

Southern Miss leads series 2-1
H: 1-1 | A: 1-0 | N: 0-0
02/27/2014.....W, 78-66 H
02/12/2015.....L, 71-73 H
01/16/2016.....W, 66-60A

Florida

Florida leads series 1-0
H: 0-0 | A: 0-1 | N: 0-0
03/13/1986.....L, 71-81A¹
1 – National Invitation Tournament
(Gainesville, Fla.)

Florida Atlantic

Southern Miss leads series 2-1
H: 1-0 | A: 1-1 | N: 0-0
03/02/2014.....W, 60-49A
02/14/2015.....W, 62-54 H
01/14/2016.....L, 51-58A

Florida Southern

Southern Miss leads series 6-2
H: 4-0 | A: 2-2 | N: 0-0
01/09/1959.....L, 54-59A
02/03/1960.....W, 96-62 H
02/06/1961.....W, 74-62A
12/06/1961.....W, 89-65 H
02/17/1968.....W, 108-88A
01/03/1975.....W, 92-83 H
12/07/1977.....W, 89-77 H
01/28/1980.....L, 66-68A

Florida State

Florida State leads series 16-8
H: 6-5 | A: 2-10 | N: 0-1
12/11/1951.....W, 84-43 H
12/14/1951.....W, 78-70A
02/18/1957.....L, 72-81A
01/06/1959.....L, 62-65A
01/09/1960.....W, 87-78 H
12/07/1970.....L, 84-117 N¹
01/13/1983.....L, 82-94A
01/29/1983.....L, 65-71 H
01/07/1984.....L, 64-83 H
02/04/1984.....L, 74-78A
01/26/1985.....W, 77-63 H
02/11/1985.....L, 79-91A
01/18/1986.....W, 94-92A
02/08/1986.....W, 102-96 H
01/24/1987.....L, 74-94 H
02/28/1987.....L, 102-117A
02/13/1988.....L, 75-83A
03/05/1988.....L, 83-87 H
01/07/1989.....L, 79-104A
03/04/1989.....L, 78-81 H
01/06/1990.....L, 82-113A
01/31/1990.....W, 84-72 H
01/05/1991.....W, 84-72 H
02/26/1991.....L, 83-85A

1 – Jacksonville Charities Tournament
(Jacksonville, Fla.)

Florida Tech

Southern Miss leads series 2-0
H: 2-0 | A: 0-0 | N: 0-0
12/04/1967.....W, 128-80 H
12/10/1994.....W, 88-73 H

Fort Hays State

Fort Hays State leads series 1-0
H: 0-0 | A: 0-0 | N: 0-1
12/28/1956.....L, 67-80 N¹
1 – Sunshine Classic (Portalis, N.M.)

Fredonia State

Southern Miss leads series 2-0
H: 2-0 | A: 0-0 | N: 0-0
01/11/1982.....W, 88-65 H
01/02/1986.....W, 90-59 H

Furman

Series tied 1-1
H: 0-0 | A: 0-0 | N: 1-1
12/29/1958.....L, 75-83 N¹
12/03/1982.....W, 56-53 N²
1 – Watauga Invitational
(Johnson City, Tenn.)
2 – IPTAY Tournament
(Clemson, S.C.)

George Washington

George Washington
leads series 1-0
H: 0-0 | A: 0-0 | N: 0-1
12/08/1970.....L, 90-95 N¹
1 – Jacksonville Charities Tournament
(Jacksonville, Fla.)

Georgetown (Ky.)

Southern Miss leads series 1-0
H: 0-0 | A: 1-0 | N: 0-0
01/03/1952.....W, 91-63A

Georgetown

Southern Miss leads series 1-0
H: 1-0 | A: 0-0 | N: 0-0
01/20/1955.....W, 69-65 H

Georgia

Georgia leads series 2-1
H: 0-0 | A: 1-2 | N: 0-0
12/21/1974.....L, 76-102A
12/13/1975.....L, 70-96A
11/15/2012.....W, 62-60A¹
1 – Progressive Legends Classic
(Athens, Ga.)

Georgia College

Southern Miss leads series 1-0
H: 1-0 | A: 0-0 | N: 0-0
12/18/1986.....W, 100-87 H

Georgia Southern

Southern Miss leads series 7-4
H: 5-1 | A: 1-3 | N: 1-0
01/19/1961.....W, 74-69A
02/21/1961.....W, 70-50 H
12/16/1961.....W, 85-78 N¹
01/13/1962.....L, 85-86A
02/22/1964.....W, 88-78 H
01/25/1965.....L, 78-108A
02/15/1966.....L, 98-99 H
02/12/1973.....W, 103-76 H
01/18/1975.....L, 76-97A
01/17/1976.....W, 75-73 H
12/17/2003.....W, 95-91 H
1 – Game played in Magee, Miss.

Georgia State

Southern Miss leads series 7-5
H: 5-2 | A: 2-2 | N: 0-1
02/05/1954.....W, 103-85 H
12/01/1973.....W, 93-76 H
11/30/1974.....W, 74-60 H

01/20/1975.....L, 65-70A
01/10/1976.....L, 75-84 H
01/23/1982.....W, 61-54A
02/06/1982.....W, 83-68 H
11/20/2004.....L, 68-70 N¹
12/18/2012.....W, 69-67A
12/07/2013.....W, 75-65 H
12/21/2014.....L, 55-68A
12/19/2015.....L, 46-66 H
1 – Jim Thorpe Classic (Reno, Nev.)

Georgia Tech

Series tied 2-2
H: 1-0 | A: 1-2 | N: 0-0
01/31/1974.....W, 98-86A
12/17/1974.....W, 94-86 H
02/19/1976.....L, 60-65A
01/09/1978.....L, 65-94A

Grambling

Southern Miss leads series 2-0
H: 1-0 | A: 0-0 | N: 1-0
12/07/1996.....W, 70-52 N¹
12/15/2012.....W, 93-45 H
1 – Super Chevy Shootout
(Iowa City, Iowa)

Gustavus Adolphus

Gustavus Adolphus leads series 1-0
H: 0-0 | A: 0-0 | N: 0-1
03/09/1954.....L, 64-104 N¹
1 – NAIA National Tournament
(Kansas City, Mo.)

Hamline

Series tied 2-2
H: 2-0 | A: 0-0 | N: 0-2
03/12/1953.....L, 92-102 N¹
12/04/1953.....W, 77-68 H
12/05/1953.....W, 69-54 H
12/29/1961.....L, 64-85 N²
1 – NAIA National Tournament
([Kansas City, Mo.)
2 – Gulf South Classic (Shreveport, La.)

Hampton

Southern Miss leads series 1-0
H: 0-0 | A: 0-0 | N: 1-0
12/05/2003.....W, 59-57 N¹
1 – Winthrop Tournament
(Rock Hill, S.C.)

Havana

Havana leads series 1-0
H: 0-1 | A: 0-0 | N: 0-0
02/03/1947.....L, 55-62 H

Hawaii-Loa

Southern Miss leads series 2-0
H: 2-0 | A: 0-0 | N: 0-0
12/03/1990.....W, 105-71 H
12/05/1991.....W, 98-80 H

Hofstra

Southern Miss leads series 1-0
H: 0-0 | A: 0-0 | N: 1-0
11/27/1998.....W, 61-60 N¹
1 – Honolulu Thanksgiving Shootout
(Honolulu, Hawaii)

Holy Cross

Series tied 1-1
H: 0-1 | A: 0-0 | N: 1-0
03/12/1981.....L, 54-56 H¹
12-28/1990.....W, 89-86 N²
1 – National Invitation Tournament
(Hattiesburg, Miss.)
2 – Cowboy Shootout (Casper, Wyo.)

Houston

Houston leads series 17-16
H: 10-3 | A: 5-11 | N: 1-3
11/30/1968.....L, 71-92A
01/07/1972.....L, 84-115 H
01/27/1972.....L, 63-102A



Series Records

11/27/1972.....L, 77-104.....A	02/15/1975.....L, 85-115.....A	02/06/1997.....W, 81-64.....H	01/08/1998.....W, 63-43.....H	02/07/1998.....W, 72-67.....A	03/04/1998.....W, 73-57.....N ¹	01/07/1999.....L, 57-64.....A	01/21/1999.....W, 74-57.....H	01/05/2000.....W, 82-76.....H	03/01/2000.....W, 67-65.....A	01/24/2001.....W, 72-51.....H	02/14/2001.....W, 62-58.....A	01/23/2002.....L, 66-74.....A	02/05/2002.....L, 60-68.....H	01/25/2003.....L, 75-76.....N ²	02/18/2003.....L, 42-46.....A	02/03/2004.....W, 75-72.....A	02/18/2004.....W, 70-48.....H	01/15/2005.....L, 53-63.....A	02/12/2005.....L, 53-75.....H	01/18/2006.....L, 58-62.....A	02/19/2007.....W, 74-69.....H	03/08/2007.....L, 59-62.....N ³	02/27/2008.....L, 67-95.....A	01/17/2009.....W, 83-76.....H	02/06/2010.....W, 57-55.....H	03/12/2010.....L, 57-66.....N ⁴	01/05/2011.....W, 85-73.....H	02/18/2012.....L, 71-73.....A	01/12/2013.....W, 73-54.....H	1 – Conference USA Tournament (Cincinnati, Ohio)	2 – Game played in Biloxi, Miss.	3 – Conference USA Tournament (Memphis, Tenn.)	4 – Conference USA Tournament (Tulsa, Okla.)
--------------------------------	--------------------------------	-------------------------------	-------------------------------	-------------------------------	--------------------------------------------	-------------------------------	-------------------------------	-------------------------------	-------------------------------	-------------------------------	-------------------------------	-------------------------------	-------------------------------	--------------------------------------------	-------------------------------	-------------------------------	-------------------------------	-------------------------------	-------------------------------	-------------------------------	-------------------------------	--------------------------------------------	-------------------------------	-------------------------------	-------------------------------	--------------------------------------------	-------------------------------	-------------------------------	-------------------------------	--------------------------------------------------	----------------------------------	------------------------------------------------	----------------------------------------------

Houston Baptist

Southern Miss leads series 2-1

H: 1-0 | **A:** 0-1 | **N:** 1-0

01/24/1974.....W, 88-84.....	H
02/03/1975.....L, 72-81.....	A
11/23/2013.....W, 67-62.....	N ¹

1 – CBE Hall of Fame Classic
(Mobile, Ala.)

Howard Payne
Southern Miss leads series 1-0
H: 0-0 A: 1-0 N: 0-0
12/20/1950.....W, 80-73.....A

Idaho
Idaho leads series 1-0
H: 0-0 A: 0-1 N: 0-0
02/16/1972.....L, 90-105.....A

Idaho State
Idaho State leads series 1-0
H: 0-0 A: 0-0 N: 0-1
12/02/1994.....L, 76-79 N ¹
1 – Ameritas Classic (Lincoln, Neb.)

Illinois
Illinois leads series 1-0
H: 0-0 A: 0-1 N: 0-0
12/03/1983.....L, 47-78A ¹
1 – Illini Classic (Champaign, Ill.)

Illinois College
Southern Miss leads series 1-0
H: 1-0 A: 0-0 N: 0-0
01/15/1980.....W, 102-70.....H

Illinois State
Illinois State leads series 1-0
H: 0-0 A: 0-0 N: 0-1
11/28/1998.....L, 75-86N ¹
1 – Honolulu Thanksgiving Shootout (Honolulu, Hawaii)

Illinois Wesleyan
Series tied 2-2
H: 2-1 A: 0-0 N: 0-1
12/17/1953.....L, 71-77.....N ¹

12/19/1961.....L, 70-73	H
01/30/1986.....W, 95-88.....	H
12/27/1986.....W, 92-90.....	H
1 – NAIA Christmas Tri-State Tournament (Kansas City, Mo.)	

Indiana-Southeast
Southern Miss leads series 3-0
H: 3-0 | **A:** 0-0 | **N:** 0-0
12/15/1979.....W, 82-65.....H
01/03/1981.....W, 68-64.....H
12/18/1982.....W, 91-45.....H

Indiana State-Evansville
Southern Miss leads series 1-0
H: 1-0 A: 0-0 N: 0-0
12/27/1980.....W, 75-72.....H

Iona

Southern Miss leads series 1-0

H: 0-0 | **A:** 0-0 | **N:** 1-0

11/24/2008.....W, 64-63..... N¹

1 – Paradise Jam (St. Thomas, U.S.V.I.)

Iowa
Iowa leads series 2-0
H: 0-0 | **A:** 0-1 | **N:** 0-1
12/22/1997.....L, 58-82N¹
12/07/2002.....L, 63-65A²
1 – San Juan Christmas Classic
(San Juan, P.R.)
2 – Gazette Hawkeye Challenge
(Iowa City, Iowa)

Iowa State

Iowa State leads series 3-0

H: 0-0 | **A:** 0-1 | **N:** 0-2

12/15/1984.....L, 72-73	N ¹
12/17/1988.....L, 72-74	N ²
12/02/2000.....L, 67-69	A ³

1 – Volunteer Classic (Knoxville, Tenn.)

2 – Phoenix N.C.AA Ball (Tokyo, Japan)

3 – Iowa State Tribute Classic
(Ames, Iowa)

Iowa Wesleyan
Southern Miss leads series 1-0
H: 1-0 A: 0-0 N: 0-0
12/02/1978.....W, 131-77.....H

Jackson State

Southern Miss leads series 10-3

H: 10-2 | A: 0-1 | N: 0-0

01/22/1987.....	W, 79-68.....	H
12/22/1987.....	W, 93-68.....	H
12/02/1995.....	W, 68-61.....	H
11/26/1996.....	W, 68-54.....	H
11/29/1997.....	W, 44-40.....	H
12/03/1998.....	L, 63-64.....	H
12/27/1999.....	W, 73-65.....	H
12/05/2000.....	W, 90-67.....	H
11/17/2001.....	W, 83-58.....	H
11/25/2002.....	W, 80-62.....	H
11/08/2013.....	W, 67-51.....	H
12/18/2014.....	L, 46-66.....	A
11/17/2015.....	L, 60-78.....	H

Jacksonville

Series tied 3-3

H: 1-0 | A: 1-3 | N: 1-0

02/04/1961.....W, 72-62.....A					
02/01/1962.....W, 92-77.....H					
01/26/1965.....L, 88-93.....A					
12/20/1985.....L, 66-80.....A ¹					
12/02/1988.....L, 76-80.....A ¹					
12/06/2002.....W, 62-61.....N ²					

1 – Gator Bowl Tournament
(Jacksonville, Fla.)

2 – Gazette Hawkeye Challenge
(Iowa City, Iowa)

Jacksonville State

Southern Miss leads series 3-1

H: 2-0 | **A:** 0-1 | **N:** 1-0

12/14/1964.....W, 88-68.....	H
12/29/1965.....W, 98-88.....	N ¹
12/12/1967.....L, 75-90.....	A
01/22/1968.....W, 93-80.....	H

1 – Bayou Classic (Lafayette, La.)

Kansas State

Kansas State leads series 4-3

H: 1-1 | **A:** 2-0 | **N:** 0-3

12/17/1987.....W, 71-69.....	A
01/11/1988.....W, 91-89.....	H
12/28/1991.....L, 68-79.....	N ¹
11/27/1993.....W, 74-60.....	A
12/30/1993.....L, 78-84.....	H
12/11/2008.....L, 55-74.....	N ²
03/15/2012.....L, 64-70.....	N ³

1 – BMA Classic (Kansas City, Mo.)

2 – K-State Holiday Classic
(Kansas City, Mo.)

3 – NCAA East Regional (Pittsburgh, Pa.)

Keesler AFB
Southern Miss leads series 1-0
H: 1-0 A: 0-0 N: 0-0
01/05/1953.....W, 91-57.....H

Keesler Field
Series tied 1-1
H: 0-1 | A: 1-0 | N: 0-0
02/05/1948.....L, 46-53 H
02/14/1948.....W, 84-61A

Kentucky Wesleyan

Kentucky Wesleyan leads series 2-0

H: 1-0 | A: 1-0 | N: 0-0

12/10/1958.....L, 86-87A

02/12/1959.....L, 57-64H

Lamar	
Southern Miss leads series 7-6	
H: 4-2 A: 2-4 N: 1-0	
12/17/1959.....W, 76-68.....	H
01/04/1960.....W, 81-75.....	A
12/01/1962.....L, 77-94.....	H
01/18/1964.....L, 86-92.....	A
12/01/1964.....L, 85-91.....	H
01/18/1965.....L, 111-113.....	A
12/15/1969.....W, 87-83.....	H
01/21/1971.....W, 82-77.....	A
12/07/1974.....W, 99-96.....	H
01/14/1976.....L, 67-84.....	A
01/06/1977.....W, 93-90.....	H
01/24/1977.....L, 78-95.....	A
11/18/2005.....W, 79-76.....	N ¹

LaSalle

Series tied 2-2

H: 0-0 | A: 0-0 | N: 2-2

03/26/1987.....W, 84-80.....N¹

03/15/1990.....L, 63-79.....N²

12/06/1996.....L, 50-62.....N³

11/22/2008.....W, 76-72.....N⁴

1 – National Invitation Tournament
(New York, N.Y.)

2 – NCAA East Regional (Hartford, Conn.)

3 – Super Chevy Shootout
(Iowa City, Iowa)

4 – Paradise Jam (St. Thomas, U.S.V.I.)

Lehigh

Southern Miss leads series 1-0

H: 0-0 | A: 0-0 | N: 1-0

01/07/1975.....W, 83-78.....N¹

1 – Hatters Tournament (DeLand, Fla.)

Liberty
Southern Miss leads series 1-0
H: 0-0 | A: 0-0 | N: 1-0
11/21/2012.....W, 74-56.....N¹
1 – Game played in Huntsville, Texas

Los Alamos

Southern Miss leads series 1-0

H: 0-0 | **A:** 0-0 | **N:** 1-0

12/28/1950.....W, 92-64..... N¹

1 – Sun Carnival (El Paso, Texas)

Louisiana College

Southern Miss leads series 9-1

H: 5-0 | A: 3-0 | N: 1-1

01/31/1947.....W, 54-42.....H

01/06/1949.....W, 36-22.....H

02/05/1949.....W, 50-41.....A

12/09/1949.....W, 56-48.....H

02/09/1950.....W, 54-46.....A

01/12/1951.....W, 75-63.....H

01/19/1952.....W, 80-61.....A

02/03/1952.....W, 63-35.....H

02/27/1952.....W, 92-53.....N¹

12/28/1965.....L, 75-76.....N²

1 – Gulf States Conference Tournament
(Natchitoches, La.)

2 – Bayou Classic (Lafayette, La.)

Louisiana-Lafayette	
Southern Miss leads series 32-23	
H: 21-6 A: 11-17 N: 0-0	
01/24/1948.....	L, 48-58.....A
12/13/1949.....	L, 42-49.....H
02/08/1950.....	L, 54-62.....A
01/25/1951.....	L, 52-65.....H
02/04/1951.....	L, 69-74.....A
02/02/1952.....	W, 71-70.....H
02/09/1952.....	W, 79-66.....A
12/04/1952.....	L, 74-79.....A
01/31/1953.....	W, 80-55.....H
12/01/1953.....	W, 88-59.....H
01/30/1954.....	W, 76-67.....H
12/29/1959.....	W, 93-80.....A ¹
01/02/1960.....	L, 78-85.....H
02/22/1960.....	W, 93-72.....H
01/19/1962.....	W, 97-78.....H
02/13/1962.....	L, 73-83.....A
12/15/1962.....	W, 70-65.....A
01/26/1963.....	W, 47-33.....H
01/24/1964.....	W, 85-59.....H
02/08/1964.....	L, 67-71.....A
01/15/1965.....	L, 81-84.....A
01/29/1965.....	L, 77-78.....H
12/06/1965.....	W, 71-69.....H
12/20/1966.....	L, 87-90.....A ²
01/15/1979.....	L, 65-72.....A
01/22/1979.....	L, 64-66.....H
01/12/1980.....	L, 70-74.....H
01/19/1980.....	L, 77-86.....A
12/01/1980.....	W, 72-67.....H
01/15/1981.....	W, 79-74.....A
12/05/1981.....	L, 64-66.....A
02/15/1982.....	W, 84-75.....H
02/12/1983.....	L, 65-70.....H
02/26/1983.....	L, 60-64.....A
01/26/1984.....	W, 60-54.....H
12/08/1984.....	L, 62-73.....A
02/06/1986.....	W, 74-69.....H
01/28/1987.....	L, 72-73.....A
02/16/1988.....	W, 100-86.....H
02/15/1989.....	W, 105-104.....A
01/20/1990.....	W, 106-104.....H
01/30/1991.....	W, 97-91.....A
12/03/1991.....	W, 83-65.....H
01/03/1993.....	W, 78-69.....A
01/05/1994.....	W, 90-83.....H
01/10/1995.....	W, 85-78.....A
12/04/1995.....	W, 80-76.....H
12/21/1996.....	L, 63-84.....A
11/28/1997.....	W, 78-65.....H
11/19/1998.....	W, 57-51.....H
12/05/1998.....	L, 47-56.....A
12/11/1999.....	W, 65-47.....A
01/18/2001.....	W, 76-61.....H

11/14/2009.....W, 79-72.....A	12/15/2009.....W, 71-53.....H	1 – Holiday Tournament (Lafayette, La.)	2 – Bayou Classic (Lafayette, La.)
-------------------------------	-------------------------------	-----------------------------------------	------------------------------------

Louisiana Tech		
Southern Miss leads series 41-31		
H: 29-6 A: 9-22 N: 3-3		
01/10/1946.....	L, 24-36.....	H
02/18/1947.....	L, 47-77.....	H
01/28/1949.....	W, 36-34.....	H
02/18/1949.....	L, 46-56.....	A
01/26/1950.....	W, 59-51.....	H
02/17/1950.....	L, 58-64.....	A
01/26/1951.....	W, 56-54.....	H
02/10/1951.....	W, 55-53.....	A
02/07/1952.....	W, 84-68.....	A
02/15/1952.....	W, 74-66.....	H
01/16/1953.....	L, 61-70.....	A
01/30/1953.....	W, 76-66.....	H
01/29/1954.....	W, 82-68.....	H
02/12/1954.....	W, 79-73.....	A
01/29/1955.....	W, 82-72.....	H
02/12/1955.....	L, 64-77.....	A
01/28/1956.....	W, 72-53.....	H
02/01/1956.....	W, 62-51.....	A
01/08/1957.....	L, 51-65.....	A
01/31/1957.....	W, 48-47.....	H
12/27/1957.....	L, 60-68.....	N ¹
01/04/1958.....	W, 68-59.....	A
02/01/1958.....	W, 51-50.....	H
02/01/1959.....	W, 72-54.....	H
02/25/1959.....	L, 61-64.....	A
01/18/1960.....	W, 74-70.....	H
02/01/1960.....	W, 79-67.....	H
12/12/1960.....	W, 70-58.....	A
01/30/1961.....	W, 50-48.....	H
12/27/1961.....	W, 81-72.....	N ²
01/29/1962.....	W, 84-77.....	H
02/06/1962.....	L, 57-70.....	A
12/29/1962.....	L, 77-83.....	N ²
02/04/1963.....	W, 65-63.....	A
02/11/1963.....	W, 96-90.....	H
01/31/1964.....	W, 95-82.....	H
02/07/1964.....	L, 90-94.....	A
01/09/1965.....	L, 83-88.....	H
02/20/1965.....	W, 92-88.....	A
01/13/1966.....	W, 98-74.....	H
02/28/1966.....	L, 85-102.....	A
01/26/1967.....	L, 87-95.....	A
02/20/1967.....	W, 89-81.....	H
01/25/1968.....	W, 99-82.....	H
01/29/1968.....	L, 86-93.....	A
01/03/1969.....	L, 83-101.....	A
01/20/1969.....	W, 95-85.....	H
12/18/1969.....	W, 84-81.....	H
02/06/1970.....	L, 87-95.....	A
01/06/1972.....	L, 82-123.....	H
01/25/1972.....	L, 63-91.....	A
12/18/1972.....	L, 66-87.....	A

4 – Mississippi Coast Coliseum Classic (Biloxi, Miss.)	5 – Collegeinsider.com Tournament (Ruston, La.)	6 – National Invitation Tournament (Hattiesburg, Miss.)	7 – Conference USA Tournament (El Paso, Texas)
--------------------------------------------------------	-------------------------------------------------	---------------------------------------------------------	------------------------------------------------

Louisville

Louisville leads series 31-11

H: 8-9 | A: 3-19 | N: 0-3

01/21/1953.....	L, 72-87.....	A
12/07/1968.....	L, 85-96.....	A
01/22/1983.....	L, 48-63.....	A
01/30/1984.....	L, 56-63.....	H
02/08/1984.....	L, 56-63.....	A
01/16/1985.....	W, 72-63.....	H
02/18/1985.....	L, 71-88.....	A
01/13/1986.....	L, 54-59.....	H
02/17/1986.....	L, 74-83.....	A
01/14/1987.....	W, 76-69.....	H
02/16/1987.....	L, 84-85.....	A
03/07/1987.....	L, 71-78.....	A ¹
01/28/1988.....	W, 95-92.....	H
02/24/1988.....	L, 84-94.....	A
01/26/1989.....	L, 76-95.....	H
02/22/1989.....	L, 83-96.....	A
01/29/1990.....	L, 88-105.....	A
03/03/1990.....	L, 71-73.....	H
03/10/1990.....	L, 80-83.....	N ²
01/24/1991.....	W, 84-81.....	A
02/02/1991.....	W, 77-66.....	H
03/07/1991.....	L, 76-83.....	N ³
01/23/1992.....	L, 74-88.....	A
02/29/1992.....	W, 82-70.....	H
01/21/1993.....	L, 81-85.....	H
02/06/1993.....	L, 71-86.....	A
01/22/1994.....	L, 69-70.....	A
03/02/1994.....	L, 75-82.....	H
03/13/1994.....	L, 61-69.....	N ²
01/14/1995.....	W, 74-72.....	A
02/16/1995.....	W, 74-63.....	H
03/12/1995.....	L, 64-78.....	A ¹
01/21/1996.....	L, 61-87.....	A
02/22/1997.....	L, 72-75.....	H
02/25/1998.....	W, 72-62.....	A
02/27/1999.....	W, 59-58.....	H
01/08/2000.....	L, 67-69.....	A
01/21/2001.....	W, 69-60.....	H
01/29/2003.....	L, 65-94.....	H
01/07/2004.....	L, 42-76.....	A
01/11/2005.....	L, 62-107.....	H
11/29/2013.....	L, 38-69.....	A

1 – Metro Conference Tournament
(Louisville, Ky.)

2 – Metro Conference Tournament
(Biloxi, Miss.)

3 – Metro Conference Tournament
(Roanoke, Va.)

Loyola (Baltimore)
Southern Miss leads series 1-0
H: 0-0 | **A:** 0-0 | **N:** 1-0
03/11/1953.....W, 94-83.....N¹
1 – NAIA National Tournament
(Kansas City, Mo.)

Loyola (Chicago)
Southern Miss leads series 1-0
H: 0-0 | **A:** 0-0 | **N:** 1-0
12/21/1997.....W, 79-66.....N¹
1 – San Juan Christmas Classic
(San Juan, P.R.)

Loyola (N.O.)	
Loyola (N.O.) leads series 16-12	
H: 8-7 A: 4-9 N: 0-0	
01/17/1947.....L, 42-58	H
02/01/1947.....L, 38-65	H
01/15/1948.....L, 40-41	H
01/23/1948.....L, 42-46	A
01/17/1949.....L, 43-50	H
01/31/1949.....L, 34-35	A
02/07/1950.....W, 55-46	A



Series Records

02/14/1950.....W, 47-41..... H
02/20/1951.....W, 70-62..... H
02/26/1951.....W, 53-49..... A
01/07/1952.....L, 51-52..... H
02/12/1952.....L, 58-68..... A
02/17/1953.....W, 77-76..... H
02/24/1953.....W, 88-70..... A
01/18/1954.....W, 96-86..... H
02/19/1954.....L, 76-78..... A
01/10/1955.....L, 50-60..... H
01/18/1955.....L, 58-76..... A
01/04/1956.....L, 55-60..... H
01/21/1956.....L, 45-50..... A
01/19/1957.....L, 63-69..... A
02/28/1957.....W, 79-52..... H
01/17/1958.....L, 63-67..... A
01/31/1958.....W, 70-58..... H
12/05/1963.....L, 69-72..... A
11/15/2008.....W, 75-51..... H
11/17/2009.....W, 73-62..... H
02/22/2011.....W, 78-67..... H

LSU

LSU leads series 4-1
H: 0-0 | A: 0-4 | N: 1-0
02/19/1973.....L, 79-107..... A
11/15/1989.....L, 80-91..... A¹
12/20/2003.....L, 50-65..... H
12/18/2004.....W, 88-84..... N²
12/29/2014.....L, 67-87..... A
1 – Big Apple NIT (Baton Rouge, La.)
2 – Grand Classic (Biloxi, Miss.)

Marist

Marist leads series 1-0
H: 0-0 | A: 0-0 | N: 0-1
12/05/1992.....L, 69-78..... N¹
1 – Carrier Classic (Syracuse, N.Y.)

Marquette

Marquette leads series 6-4
H: 0-4 | A: 3-2 | N: 1-0
01/07/1981.....W, 84-72..... A
02/18/1996.....L, 55-58..... H
01/04/1997.....L, 44-61..... A
01/29/1998.....L, 43-46..... H
02/24/1999.....W, 59-50..... A
02/02/2000.....L, 67-79..... H
01/30/2001.....W, 78-65..... A
02/09/2002.....L, 58-72..... H
01/16/2004.....W, 83-61..... N¹
02/05/2005.....L, 72-81..... A
1 – Game played in Green Bay, Wisc.

Marshall

Marshall leads series 10-8
H: 6-2 | A: 2-7 | N: 0-1
01/20/1951.....L, 63-76..... A
01/19/1953.....L, 72-94..... A
12/28/1988.....L, 97-103..... H
12/18/1989.....W, 76-74..... A
02/25/2006.....L, 57-62..... A
03/03/2007.....W, 83-73..... H
03/08/2008.....W, 63-58..... A
01/27/2009.....W, 84-79..... H
01/05/2010.....L, 63-76..... A
01/08/2011.....L, 65-95..... A
02/05/2011.....W, 67-60..... H
01/21/2012.....W, 67-63..... H
03/03/2012.....L, 75-79..... A
03/09/2012.....L, 62-73..... N¹
01/23/2013.....W, 102-46..... H
03/05/2014.....L, 84-88..... A
02/07/2014.....W, 60-57..... H
01/29/2015.....L, 54-69..... H
03/05/2016.....L, 106-108 ot...A
1 – Conference USA Tournament (I)

McNeese State

Southern Miss leads series 13-7
H: 8-4 | A: 5-3 | N: 0-0
12/02/1957.....W, 64-49..... H
12/14/1957.....L, 36-55..... A
12/03/1962.....L, 59-60..... H
01/16/1965.....W, 77-72..... A

12/09/1976.....L, 73-83..... H
12/09/1977.....L, 76-96..... A
12/16/1981.....W, 86-62..... H
11/27/1984.....W, 74-56..... A
12/02/1985.....W, 81-77..... H
01/26/1987.....W, 72-62..... A
12/02/1987.....W, 107-74..... H
02/19/1990.....L, 60-62..... A
02/11/1991.....W, 81-62..... A
02/24/1992.....W, 92-63..... H
01/02/2006.....L, 82-87..... H
12/28/2006.....W, 58-41..... H
12/23/2007.....L, 57-63..... H
12/18/2008.....W, 69-50..... H
11/22/2010.....W, 75-60..... H
12/31/2011.....W, 65-56..... A

Memphis

Memphis leads series 64-27
H: 15-21 | A: 9-39 | N: 3-4
03/05/1951.....L, 65-78..... A¹
01/12/1952.....L, 57-72..... H
01/21/1952.....L, 57-79..... A
02/05/1953.....W, 81-73..... N²
01/28/1954.....L, 73-86..... N²
12/15/1955.....L, 76-112..... A
12/10/1956.....L, 70-71..... H
01/07/1961.....L, 55-72..... A
01/12/1963.....L, 69-82..... H
01/11/1964.....L, 55-80..... A
01/23/1965.....W, 86-80..... A
01/05/1966.....L, 77-97..... H
01/11/1967.....L, 52-65..... A
12/08/1973.....L, 79-100..... A
01/11/1975.....L, 77-83..... A
01/20/1976.....L, 70-84..... A
02/16/1976.....L, 72-87..... H
12/13/1976.....L, 71-86..... A
01/03/1977.....L, 78-82..... H
12/01/1977.....L, 83-97..... H
12/09/1978.....W, 91-89..... A
01/23/1980.....W, 59-54..... H
02/09/1980.....W, 85-68..... H
12/06/1980.....L, 65-70..... A
02/11/1981.....W, 90-66..... H
12/23/1982.....L, 60-81..... A
01/14/1984.....L, 52-47..... H
02/20/1984.....L, 67-69..... H
03/08/1984.....L, 58-86..... A³
01/12/1985.....L, 60-82..... A
02/25/1985.....L, 63-78..... H
03/07/1985.....L, 58-68..... N⁴
01/20/1986.....L, 64-68..... H
02/15/1986.....L, 85-92..... A
02/02/1987.....W, 84-77..... A
02/14/1987.....L, 72-76..... H
01/21/1988.....W, 107-96..... H
02/10/1988.....L, 97-113..... A
03/11/1988.....L, 84-97..... A³
01/04/1989.....L, 87-90..... H
02/25/1989.....L, 76-83..... A
01/13/1990.....L, 77-93..... A
02/10/1990.....W, 86-82..... H
01/19/1991.....W, 87-77..... H
02/09/1991.....W, 87-81..... A
01/20/1992.....W, 67-59..... H
02/16/1992.....L, 61-80..... A
02/10/1993.....L, 82-95..... A
02/16/1994.....W, 76-67..... H
01/17/1995.....L, 71-81..... A
01/27/1996.....L, 68-81..... H
02/20/1996.....L, 66-91..... A
01/30/1997.....L, 54-68..... A
01/20/1998.....L, 67-79..... A
01/24/1998.....W, 75-62..... H
03/05/1998.....W, 85-57..... N⁵
12/28/1998.....W, 60-54..... A
01/30/1999.....L, 60-74..... H
01/29/2000.....W, 67-66..... H
02/12/2000.....W, 79-73..... A
12/27/2000.....W, 75-67..... A
02/28/2001.....W, 74-55..... H
01/05/2002.....L, 53-75..... A
01/10/2002.....L, 64-73..... H
01/11/2003.....W, 84-67..... H

02/01/2003.....L, 62-80..... A
11/27/2004.....W, 100-77..... H
01/10/2004.....W, 66-63..... H
02/24/2004.....L, 56-74..... A
01/09/2005.....L, 46-60..... A
02/19/2005.....L, 73-85..... H
01/21/2006.....L, 68-85..... H
02/14/2006.....L, 41-80..... A
01/13/2007.....L, 62-75..... H
01/27/2007.....L, 64-67..... A
01/19/2008.....W, 47-83 +..... A
03/01/2008.....W, 67-76 +..... H
03/14/2008.....W, 53-69..... A⁶
02/14/2009.....L, 47-72..... H
02/28/2009.....L, 42-58..... A
01/09/2010.....L, 57-59..... H
02/27/2010.....L, 69-76..... A
01/19/2011.....L, 75-76..... H
02/12/2011.....L, 61-67..... A
03/10/2011.....L, 63-66..... N⁷
01/11/2012.....L, 58-60..... A
02/01/2012.....W, 75-72..... H
02/09/2013.....L, 76-89..... H
02/23/2013.....L, 73-89..... A
03/16/2013.....L, 79-91..... N⁸
11/14/2015.....L, 49-67..... A

1 – NAIA District 19 Playoffs (Memphis, Tenn.)
2 – Game played in Jackson, Miss.
3 – Metro Conference Tournament (Memphis, Tenn.)
4 – Metro Conference Tournament (Louisville, Ky.)
5 – Conference USA Tournament (Cincinnati, Ohio)
6 – Conference USA Tournament (Memphis, Tenn.)
7 – Conference USA Tournament (El Paso, Texas)
8 – Conference USA Tournament (Tulsa, Okla.)
+ – Forfeit Win

Mercer

Southern Miss leads series 8-4
H: 5-1 | A: 3-3 | N: 0-0
01/21/1961.....W, 61-47..... A
01/28/1961.....W, 96-55..... A
12/12/1974.....W, 101-94..... H
02/21/1976.....L, 65-69..... A
01/22/1977.....W, 74-64..... H
02/14/1977.....W, 83-81..... A
01/23/1978.....L, 55-64..... H
01/11/1978.....W, 75-73..... A
01/27/1979.....W, 103-85..... H
02/17/1979.....L, 78-101..... A
01/26/1980.....W, 72-63..... H
02/23/1980.....L, 70-71..... A

Miami (Fla.)

Miami (Fla.) leads series 2-1
H: 1-0 | A: 0-1 | N: 0-1
12/10/1955.....W, 63-61..... H
02/16/1957.....L, 78-85..... A
11/21/2008.....L, 60-70..... N¹
1 – Paradise Jam (St. Thomas, U.S.V.I.)

Michigan State

Michigan State leads series 1-0
H: 0-0 | A: 0-0 | N: 0-1
12/29/1975.....L, 77-89..... N¹
1 – Virginia Commonwealth Classic (Richmond, Va.)

Middle Tennessee

Middle Tennessee leads series 5-1
H: 1-2 | A: 0-3 | N: 0-0
12/11/1958.....L, 64-68..... A
01/26/1959.....W, 80-66..... H
02/15/2014.....L, 64-81..... A
01/15/2015.....L, 61-62..... H
02/05/2015.....L, 51-61..... A
02/13/2016.....L, 54-76..... H

Missalsaps

Southern Miss leads series 2-0
H: 2-0 | A: 0-0 | N: 0-0
02/09/1967.....W, 102-67..... H
12/18/2001.....W, 64-51..... H

Minnesota

Minnesota leads series 1-0
H: 0-0 | A: 0-1 | N: 0-0
03/25/2014.....L, 73-81..... A¹
1 – National Invitation Tournament (Minneapolis, Minn.)

Mississippi College

Southern Miss leads series 12-0
H: 5-0 | A: 5-0 | N: 2-0
01/23/1947.....W, 66-40..... A
02/17/1947.....W, 64-62..... H
01/08/1948.....W, 49-42..... A
02/16/1948.....W, 49-40..... H
03/01/1954.....W, 72-58..... H¹
02/17/1955.....W, 71-67..... H
02/16/1956.....W, 69-65..... A
02/13/1957.....W, 90-71..... A
01/14/1964.....W, 99-76..... H
12/30/1964.....W, 104-71..... N²
01/12/1965.....W, 99-77..... A
12/08/1965.....W, 74-71..... N²
1 – NAIA District 19 Playoffs (Hattiesburg, Miss.)
2 – Magnolia Invitational (Jackson, Miss.)

Mississippi State

Mississippi State leads series 11-4
H: 1-2 | A: 0-6 | N: 3-3
01/28/1963.....L, 52-62..... N¹
12/16/1963.....W, 65-60..... N¹
12/08/1966.....L, 63-72..... H²
12/09/1971.....L, 73-77..... N³
12/02/1976.....L, 72-96..... A
12/19/1977.....L, 79-82..... N⁴
12/04/1978.....L, 78-87..... A
12/15/1980.....W, 68-53..... N¹
11/29/1982.....L, 58-81..... A
12/06/1983.....W, 55-48..... H
12/11/1984.....L, 53-71..... A
12/04/1993.....L, 58-62..... A
12/17/1994.....W, 66-64..... N⁵
12/16/1995.....L, 69-72..... H
03/14/2001.....L, 68-75..... A⁶
1 – Game played in Jackson, Miss.
2 – USM Invitational (Hattiesburg, Miss.)
3 – Alabama Classic (Tuscaloosa, Ala.)
4 – Game played in Biloxi, Miss.
5 – Cellular South Shootout (Biloxi, Miss.)
6 – National Invitation Tournament (Starkville, Miss.)

Mississippi Valley State

Southern Miss leads series 5-0
H: 4-0 | A: 0-0 | N: 1-0
02/01/1994.....W, 97-73..... H
02/19/1997.....W, 70-66..... H
12/27/1997.....W, 90-57..... N¹
12/10/1998.....W, 81-61..... H
12/29/2010.....W, 91-46..... H²
1 – Game played in Jackson, Miss.
2 – Hardwood Club Holiday Tournament (Hattiesburg, Miss.)

Missouri

Missouri leads series 1-0
H: 0-0 | A: 1-0 | N: 0-0
03/23/2014.....W, 71-63..... A¹
1 – National Invitation Tournament (Columbia, Mo.)

Missouri-St. Louis

Southern Miss leads series 4-0
H: 4-0 | A: 0-0 | N: 0-0
01/08/1973.....W, 105-83..... H
01/14/1978.....W, 78-75..... H
11/28/1981.....W, 91-71..... H
11/30/1985.....W, 82-65..... H

Missouri State

Southern Miss leads series 2-1
H: 1-0 | A: 0-1 | N: 1-0
12/06/1952.....W, 67-62..... H
12/08/1954.....L, 68-96..... A
12/27/1987.....W, 89-82..... N¹
1 – Tulsa Classic (Tulsa, Okla.)

Missouri Valley College

Southern Miss leads series 1-0
H: 0-0 | A: 0-0 | N: 1-0
01/03/1959.....W, 87-66..... N¹
1 – Game played in Magee, Miss.

Missouri Western

Southern Miss leads series 1-0
H: 1-0 | A: 0-0 | N: 0-0
11/29/1978.....W, 114-57..... H

Montana State

Southern Miss leads series 2-0
H: 1-0 | A: 1-0 | N: 0-0
01/24/2009.....W, 68-60..... H
11/21/2009.....W, 66-62..... A

Morehead State

Morehead State leads series 6-4
H: 3-1 | A: 1-4 | N: 0-1
01/18/1951.....L, 56-62..... A
01/30/1969.....W, 93-85..... H
12/06/1969.....L, 55-84..... A
02/02/1971.....W, 91-89..... H
12/17/1973.....L, 92-97..... H
02/20/1974.....L, 91-96..... A
12/03/1994.....L, 77-86..... N¹
12/28/2012.....W, 94-58..... H
12/04/2013.....W, 74-60..... H
11/28/2015.....L, 46-61..... A
1 – Ameritas Classic (Lincoln, Neb.)

Morris Brown

Southern Miss leads series 1-0
H: 1-0 | A: 0-0 | N: 0-0
12/15/2001.....W, 73-47..... H

Murray State

Murray State leads series 4-3
H: 2-0 | A: 0-3 | N: 1-1
12/02/1961.....L, 55-77..... A
12/10/1983.....L, 63-64..... A
02/01/1984.....W, 58-56..... H
11/28/1999.....W, 65-62..... N¹
01/04/2003.....W, 56-54..... H
11/29/2003.....L, 54-94..... A
11/26/2011.....L, 81-90..... N²
1 – Hoop & Quill Tournament (St. Charles, Mo.)
2 – Carrs/Safeway Great Alaska Shootout (Anchorage, Alaska)

N.C. State

N.C. State leads series 2-0
H: 0-0 | A: 0-1 | N: 0-1
01/04/1982.....L, 45-46..... A
03/15/1991.....L, 85-114..... N¹
1 – NCAA East Regional (Laurel, Md.)

Nebraska

Southern Miss leads series 2-0
H: 0-0 | A: 0-0 | N: 2-0
03/24/1987.....W, 82-75..... N¹
11/26/1999.....W, 75-48..... N²
1 – National Invitation Tournament (New York, N.Y.)
2 – Hoop & Quill Tournament (St. Charles, Mo.)

Nebraska Wesleyan

Southern Miss leads series 1-0
H: 0-0 | A: 0-0 | N: 1-0
12/19/1953.....W, 85-53..... N¹
1 – NAIA Christmas Tri-State Tournament (Kansas City, Mo.)

New Mexico

New Mexico leads series 2-0
H: 0-0 | A: 0-2 | N: 0-0
12/23/1950.....L, 51-53..... A
12/06/2008.....L, 58-60..... A

New Mexico State

New Mexico State leads series 4-3
H: 1-0 | A: 0-2 | N: 2-2
12/21/1950.....L, 58-64..... A
12/30/1950.....W, 54-47..... N¹
03/11/1952.....L, 70-86..... N²
12/28/1978.....L, 77-81..... N³
11/25/2011.....W, 80-72..... N⁴
12/04/2011.....W, 74-66..... H
12/01/2012.....L, 60-68..... A
1 – Sun Carnival (El Paso, Texas)
2 – NAIA National Tournament (Kansas City, Mo.)
3 – All-College Tournament (Oklahoma City, Okla.)
4 – Carrs/Safeway Great Alaska Shootout (Anchorage, Alaska)

New Orleans

Southern Miss leads series 12-11
H: 6-4 | A: 3-6 | N: 3-1
01/07/1970.....L, 84-91..... H
01/25/1973.....W, 86-71..... H
02/11/1974.....W, 94-83..... A
12/29/1978.....L, 68-87..... N¹
02/09/1981.....L, 79-82..... H
02/20/1981.....W, 83-70..... A
01/18/1982.....W, 73-66..... N²
02/25/1982.....L, 68-83..... A
01/26/1983.....L, 74-91..... H
02/16/1983.....L, 81-82..... A
01/15/1986.....L, 69-81..... A
03/01/1986.....W, 65-60..... H
01/23/1989.....W, 79-68..... H
01/22/1990.....L, 75-77..... A
12/07/1995.....L, 66-68..... H
02/25/1996.....L, 62-71..... H
11/30/1999.....W, 61-51..... H
12/09/2000.....W, 82-68..... A
01/04/2004.....W, 61-59..... H
12/30/2004.....L, 56-67..... H
12/03/2005.....W, 83-78..... H
12/18/2007.....W, 84-62..... N³
12/12/2009.....W, 78-58..... N⁴
1 – All-College Tournament (Oklahoma City, Okla.)
2 – Game played in Biloxi, Miss.
3 – Mississippi Coast Coliseum Classic (Biloxi, Miss.)
4 – South Mississippi Christmas Classic (Gulfport, Miss.)

Nicholls

Southern Miss leads series 4-0
H: 3-0 | A: 0-0 | N: 1-0
12/08/1960.....W, 100-73..... H
12/19/1966.....W, 83-69..... N¹
12/11/1996.....W, 75-56..... H
12/08/1998.....W, 67-44..... H
1 – Bayou Classic (Lafayette, La.)

North Alabama

Southern Miss leads series 3-0
H: 3-0 | A: 0-0 | N: 0-0
01/17/1952.....W, 76-51..... H
03/04/1952.....W, 83-65..... H¹
01/14/1974.....W, 86-77..... H
1 – NAIA District 19 Playoffs (Hattiesburg, Miss.)

North Dakota State

North Dakota State leads series 3-0
H: 2-0 | A: 1-0 | N: 0-0
11/18/2013.....W, 70-69..... A
12/03/2014.....W, 78-65..... H*
12/06/2015.....W, 74-62..... H
*Vacated by NCAA



Series Records

North Florida

North Florida leads series 1-0

H: 0-0 | **A:** 0-0 | **N:** 0-1

12/23/2009.....L, 46-53N¹
1 – South Mississippi Christmas Classic (Gulfport, Miss.)

North Texas

Southern Miss leads series 19-6

H: 6-1 | **A:** 8-5 | **N:** 5-0

12/18/1950.....W, 57-52.....A
12/20/1952.....W, 66-55.....N¹
02/13/1953.....W, 87-75.....A
02/14/1953.....L, 62-77.....A
01/05/1954.....W, 80-77.....N²
01/07/1954.....W, 98-79.....H
02/15/1954.....L, 60-83.....A
01/24/1955.....W, 73-72.....A
01/09/1956.....W, 70-54.....H
01/31/1956.....L, 62-70.....A
12/28/1959.....W, 89-83.....N³
12/29/1960.....W, 94-69.....N⁴
01/12/1971.....L, 84-96.....H
12/04/1971.....L, 62-81.....A
01/24/1981.....W, 72-66.....A
02/14/1981.....W, 87-71.....H
02/09/1982.....W, 75-68.....A
11/25/1983.....W, 63-61.....N⁵
12/20/1986.....W, 92-58.....H
12/19/1987.....W, 83-80.....A
01/11/1989.....W, 90-79.....H
01/09/2014.....W, 74-64.....A
01/24/2015.....W, 75-71.....A*
02/04/2016.....L, 54-70.....A
02/27/2016.....W, 81-70.....H
1 – Game played in Laurel, Miss.
2 – Senior Bowl Tournament (Mobile, Ala.)
3 – Holiday Tournament (Lafayette, La.)
4 – Holiday Tournament (Laurel, Miss.)
5 – Mid-South Classic (Memphis, Tenn.)

*Vacated by NCAA

Northeastern

Northeastern leads series 1-0

H: 0-0 | **A:** 0-0 | **N:** 0-1

12/19/1981.....L, 81-87N¹
1 – Cotton States Classic (Atlanta, Ga.)

Northern Iowa

Southern Miss leads series 2-0

H: 1-0 | **A:** 1-0 | **N:** 0-0

01/02/1998.....W, 74-49.....H
12/21/1998.....W, 70-63.....A

Northwestern

Oklahoma State

Southern Miss leads series 2-0

H: 2-0 | **A:** 0-0 | **N:** 0-0

01/04/1975.....W, 88-73.....H
01/03/1976.....W, 91-72.....H

Northwestern State

Southern Miss leads series 25-18

H: 13-9 | **A:** 10-9 | **N:** 2-0

01/21/1949.....L, 39-61A
02/22/1949.....L, 34-58H
02/04/1950.....W, 47-40.....H
02/10/1950.....W, 57-54.....A
02/16/1951.....W, 83-75.....H
02/28/1951.....L, 73-80.....A
02/01/1952.....W, 73-55.....H
02/08/1952.....W, 58-57.....A
02/29/1952.....W, 77-74.....A¹
01/17/1953.....L, 75-77.....A
02/20/1953.....W, 55-50.....H
12/21/1957.....L, 60-84.....H
02/05/1958.....L, 42-47.....H
12/13/1960.....W, 66-61.....N²
02/18/1961.....W, 68-54.....H
12/27/1962.....W, 85-71.....N³
01/08/1963.....L, 66-88.....H
02/05/1963.....L, 86-87.....A

02/05/1964.....W, 92-91.....A
02/18/1964.....W, 112-78.....H
01/06/1965.....W, 87-72.....A
02/04/1965.....W, 118-80.....H
01/18/1966.....L, 70-76.....H
02/21/1966.....L, 75-104.....A
01/23/1967.....W, 82-70.....H
02/16/1967.....L, 99-102.....A
12/07/1967.....W, 120-108.....A
01/27/1968.....W, 101-87.....H
01/27/1969.....L, 99-106.....H
01/05/1970.....W, 109-83.....A
01/27/1971.....L, 85-103.....H
12/13/1971.....L, 82-97.....H
01/29/1973.....L, 88-107.....A
02/17/1977.....L, 78-80.....H
02/02/1978.....W, 101-96.....A
02/09/1978.....L, 69-71.....H
02/03/1979.....W, 72-70.....A
02/26/1979.....W, 85-76.....H
01/17/1980.....W, 74-61.....A
01/31/1980.....W, 78-66.....H
01/22/1981.....L, 65-67.....A
02/17/1981.....W, 81-71.....H
01/03/1990.....W, 96-67.....H
1 – Gulf States Conference Tournament (Natchitoches, La.)
2 – Game played in Ruston, La.
3 – Gulf South Classic (Shreveport, La.)

Oglethorpe

Series tied 1-1

H: 1-0 | **A:** 0-1 | **N:** 0-0

12/09/1991.....W, 49-45.....H
01/21/1962.....L, 60-73.....A

Oklahoma

Series tied 1-1

H: 1-0 | **A:** 0-1 | **N:** 0-0

12/22/1979.....W, 61-78.....A
12/09/1980.....W, 74-66.....H

Oklahoma City

Oklahoma City leads series 1-0

H: 0-0 | **A:** 0-1 | **N:** 0-0

12/01/1956.....L, 47-83.....A

Oklahoma State

Oklahoma State leads series 1-0

H: 0-0 | **A:** 0-1 | **N:** 0-0

01/27/1999.....L, 64-65.....A

Oklahoma City

Oklahoma City leads series 1-0

H: 0-0 | **A:** 0-1 | **N:** 0-0

12/01/1956.....L, 47-83.....A

Oklahoma State

Oklahoma State leads series 1-0

H: 0-0 | **A:** 0-1 | **N:** 0-0

01/27/1999.....L, 64-65.....A

Old Dominion

Old Dominion leads series 7-2

H: 1-3 | **A:** 1-4 | **N:** 0-0

01/27/1970.....L, 92-95.....H
02/05/1971.....L, 80-121.....A
02/03/1972.....L, 82-103.....H
02/03/1973.....L, 88-110.....A
02/04/1993.....L, 84-99.....A
03/01/1993.....L, 105-113.....H
01/23/2014.....W, 75-60.....A
02/19/2015.....L, 38-64.....A
01/09/2016.....W, 73-71.....H

Ole Miss

Ole Miss leads series 13-6

H: 4-2 | **A:** 0-6 | **N:** 2-5

12/17/1965.....L, 75-94.....A
12/15/1966.....W, 82-73.....H
12/15/1970.....L, 100-109.....A
12/15/1971.....L, 92-107.....H
12/11/1972.....L, 60-88.....A
12/12/1973.....L, 75-79.....H
12/18/1975.....W, 80-77.....N¹
01/30/1976.....L, 75-84.....N¹
12/27/1977.....L, 60-64.....N¹
12/19/1979.....L, 65-68.....N¹
03/13/1987.....W, 93-75.....H²
12/18/1993.....L, 74-78.....N³
12/22/1994.....W, 76-69.....H
12/19/1995.....L, 107-113.....A
12/28/2007.....L, 58-78.....N⁴
12/30/2008.....W, 78-59.....N⁵
12/05/2009.....L, 79-81.....A

12/04/2010.....L, 81-86.....A
12/17/2011.....W, 86-82.....H
1 – Game played in Jackson, Miss.
2 – National Invitation Tournament (Hattiesburg, Miss.)
3 – Cellular South Mississippi Beach Shootout (Biloxi, Miss.)
4 – Game played in Southaven, Miss.
5 – Game played in Biloxi, Miss.

Oral Roberts

Southern Miss leads series 2-1

H: 1-0 | **A:** 0-1 | **N:** 1-0

12/30/1996.....L, 53-61.....A
12/23/1997.....W, 73-62.....N¹
12/30/1997.....W, 72-50.....H
1 – San Juan Christmas Classic (San Juan, P.R.)

Oregon Tech

Southern Miss leads series 2-0

H: 2-0 | **A:** 0-0 | **N:** 0-0

12/14/1979.....W, 64-54.....H
12/18/1985.....W, 101-72.....H

Pacific

Pacific leads series 1-0

H: 0-0 | **A:** 0-0 | **N:** 0-1

11/24/2001.....L, 50-65.....N¹
1 – Hispanic College Fund Classic (Albuquerque, N.M.)

Pensacola NAS

Southern Miss leads series 4-2

H: 0-2 | **A:** 3-0 | **N:** 1-0

02/12/1948.....W, 61-57.....A
01/07/1949.....W, 43-30.....N¹
02/01/1949.....L, 27-40.....H
12/03/1949.....L, 33-39.....H
12/14/1949.....W, 56-48.....A
01/?/1950.....W, 59-39.....A
1 – Game played in Pensacola, Fla.

Pepperdine

Pepperdine leads series 1-0

H: 0-0 | **A:** 0-1 | **N:** 0-0

02/14/1972.....L, 68-71.....A

Peru State

Southern Miss leads series 1-0

H: 0-0 | **A:** 0-0 | **N:** 1-0

12/29/1956.....W, 78-32.....N¹
1 – Sunshine Classic (Portalis, N.M.)

Pittsburg State

Southern Miss leads series 1-0

H: 1-0 | **A:** 0-0 | **N:** 0-0

12/21/1983.....W, 74-45.....H

Pomona-Pitzer

Southern Miss leads series 1-0

H: 1-0 | **A:** 0-0 | **N:** 0-0

11/30/1981.....W, 107-71.....H

Reinhardt

Southern Miss leads series 1-0

H: 1-0 | **A:** 0-0 | **N:** 0-0

12/19/2006.....W, 80-56.....H

Rhode Island

Series tied 1-1

H: 0-1 | **A:** 1-0 | **N:** 0-0

12/28/2013.....W, 77-64.....A
12/06/2014.....L, 43-75.....H

Rice

Southern Miss leads series 8-7

H: 5-2 | **A:** 2-5 | **N:** 1-0

11/29/1975.....W, 87-69.....H
12/04/1976.....L, 77-80.....H
01/25/2006.....L, 61-67.....H
02/07/2007.....L, 55-70.....A
01/26/2008.....W, 71-53.....H
01/27/2008.....W, 78-63.....H
02/11/2009.....L, 72-88.....A

02/13/2010.....W, 66-50.....H
01/12/2011.....W, 81-78.....A
02/25/2012.....W, 58-56.....H
01/09/2013.....W, 75-52.....A
01/16/2014.....W, 84-62.....H
01/22/2015.....L, 56-58.....A
02/06/2016.....L, 65-72.....A
02/25/2016.....L, 74-76.....H
1 – Conference USA Tournament (Memphis, Tenn.)

Roanoke

Roanoke leads series 4-1

H: 1-2 | **A:** 0-2 | **N:** 0-0

01/10/1970.....W, 99-85.....H
02/06/1971.....L, 91-106.....A
01/15/1972.....L, 80-85.....H
02/18/1974.....L, 73-84.....A
01/27/1975.....L, 82-86.....H

Rollins

Southern Miss leads series 1-0

H: 1-0 | **A:** 0-0 | **N:** 0-0

11/28/1983.....W, 108-79.....H

Saint Louis

Southern Miss leads series 10-9

H: 4-2 | **A:** 4-3 | **N:** 2-4

02/04/1980.....W, 69-52.....A
02/18/1980.....W, 86-73.....H
03/17/1987.....W, 83-78.....A¹
02/28/1996.....W, 62-46.....H
03/06/1996.....L, 44-61.....N²
02/02/1997.....W, 53-49.....A
03/05/1997.....L, 61-69.....A³
02/16/1998.....L, 55-58.....H
02/03/1999.....L, 60-68.....A
02/16/2000.....W, 71-48.....H
03/08/2000.....L, 51-59.....N²
02/17/2001.....W, 69-67.....A
03/08/2001.....W, 63-54.....N⁴
01/29/2002.....W, 67-46.....H
03/13/2003.....L, 56-69.....N⁴
01/13/2004.....L, 55-56.....A
03/10/2004.....L, 46-52.....N⁵
01/19/2005.....L, 63-65.....H
12/23/2010.....W, 74-67.....N⁶
1 – National Invitation Tournament (St. Louis, Mo.)
2 – Conference USA Tournament (Memphis, Tenn.)
3 – Conference USA Tournament (St. Louis, Mo.)
4 – Conference USA Tournament (Louisville, Ky.)
5 – Conference USA Tournament (Cincinnati, Ohio)
6 – Cancun Governor's Cup (Cancun, Mexico)

Sam Houston State

Southern Miss leads series 2-1

H: 1-0 | **A:** 1-1 | **N:** 0-0

12/07/2005.....L, 57-61.....A
11/30/2006.....W, 94-86.....H
11/19/2012.....W, 61-49.....A

Samford

Southern Miss leads series 15-2

H: 6-1 | **A:** 6-0 | **N:** 3-1

11/27/1953.....W, 100-58.....N¹
12/08/1955.....W, 83-62.....H
12/01/1966.....W, 76-71.....H
02/02/1967.....W, 95-85.....A
12/28/1967.....W, 88-77.....A²
01/13/1968.....W, 98-85.....A
02/21/1968.....W, 109-90.....H
01/18/1969.....W, 92-76.....A
02/04/1969.....W, 110-79.....H
12/28/1976.....L, 83-93.....N³
01/16/1978.....W, 105-77.....H
02/16/1978.....W, 78-72.....A
02/15/1979.....W, 86-75.....H
02/28/1979.....W, 78-63.....H
12/29/1986.....W, 87-77.....N⁴

12/06/2003.....W, 81-61.....N⁵
11/28/2005.....L, 33-52.....H
1 – Game played in Laurel, Miss.
2 – Sertoma Classic (Birmingham, Ala.)
3 – Senior Bowl Classic (Mobile, Ala.)
4 – Tennessee-Chattanooga Classic (Chattanooga, Tenn.)
5 – Winthrop Tournament (Rock Hill, S.C.)

San Diego State

San Diego State leads series 1-0

H: 0-0 | **A:** 0-0 | **N:** 0-1

11/20/2005.....L, 51-79.....N¹
1 – BP Top of the World Classic (Fairbanks, Alaska)

San Francisco State

Southern Miss leads series 3-0

H: 3-0 | **A:** 0-0 | **N:** 0-0

12/10/1969.....W, 81-72.....H
12/11/1969.....W, 100-74.....H
11/28/1978.....W, 90-87.....H

Sanders Independents

Southern Miss leads series 1-0

H: 0-0 | **A:** 1-0 | **N:** 0-0

01/24/1947.....W, 49-39.....A

Savannah State

Series tied 2-2

H: 2-0 | **A:** 0-2 | **N:** 0-0

12/02/2006.....W, 61-45.....H
01/06/2007.....L, 52-54.....A
01/04/2008.....L, 56-61.....A
12/30/2010.....W, 64-54.....H¹
1 – Hardwood Club Holiday Tournament (Hattiesburg, Miss.)

SIU Edwardsville

Southern Miss leads series 1-0

H: 1-0 | **A:** 0-0 | **N:** 0-0

02/02/1980.....W, 85-79.....H

SMU

Southern Miss leads series 7-4

H: 3-0 | **A:** 3-4 | **N:** 1-0

12/19/1950.....L, 60-73.....A
12/14/1974.....W, 91-85.....A
02/04/2006.....L, 53-58.....A
01/10/2007.....W, 57-56.....A
03/07/2007.....W, 59-52.....N¹
02/20/2008.....W, 81-61.....H
03/04/2009.....L, 65-67.....A
02/02/2010.....W, 56-53.....H
01/22/2011.....L, 65-79.....H
02/29/2012.....W, 67-60.....H
01/16/2013.....W, 74-70.....A
1 – Conference USA Tournament (Memphis, Tenn.)

South Alabama

Southern Miss leads series 25-15

H: 13-7 | **A:** 12-8 | **N:** 0-0

<



Series Records

12/16/1957.....W, 68-63..... H
01/07/1958.....W, 67-66.....A
12/06/1958.....W, 82-70..... H
02/07/1959.....L, 61-82.....A
12/14/1959.....W, 75-62.....A
01/23/1960.....W, 83-63..... H
12/05/1962.....W, 82-63..... H
12/18/1962.....W, 61-55.....A
12/11/1963.....W, 73-65..... H
01/25/1964.....W, 83-70.....A
12/21/1964.....W, 88-87..... H
02/09/1965.....W, 96-87.....A
12/03/1965.....L, 74-95.....A
01/15/1966.....W, 81-79..... H
12/05/1966.....L, 87-92.....A
02/06/1967.....W, 93-77..... H
12/05/1967.....W, 106-78.....A
01/02/1968.....W, 97-95.....A
12/16/1968.....W, 93-72..... H
01/24/1969.....W, 96-79.....A
02/02/1970.....L, 83-97.....A
01/11/1971.....L, 69-77..... H
12/16/1972.....W, 84-74.....A
01/07/1974.....L, 77-81.....A
02/09/1974.....L, 77-84.....A
02/10/1976.....L, 75-78..... H
02/27/1988.....W, 85-70.....A
01/31/1989.....W, 81-50..... H
02/28/1991.....W, 85-60..... H
12/29/1994.....W, 89-62..... H
11/24/2004.....W, 65-62..... H
1 – Holiday Festival (Jackson, Miss.)

Southeastern Oklahoma State

Southern Miss leads series 1-0
H: 1-0 | A: 0-0 | N: 0-0
12/29/2015.....W, 66-52..... H

Southern (N.O.)

Southern Miss leads series 1-0
H: 1-0 | A: 0-0 | N: 0-0
12/06/2006.....W, 70-45..... H

Southwestern Oklahoma State

SW Oklahoma State
leads series 1-0
H: 0-0 | A: 0-0 | N: 0-1
12/27/1956.....L, 72-80..... N¹
1 – Sunshine Classic (Portals, N.M.)

Southwestern College

Series tied 1-1
H: 1-0 | A: 0-1 | N: 0-0
01/10/1958.....L, 69-72.....A
02/10/1958.....W, 82-59..... H

Spring Hill

Southern Miss leads series 48-12
H: 31-3 | A: 16-9 | N: 1-0
02/05/1947.....W, 69-56..... H
02/26/1947.....L, 51-60.....A
02/04/1948.....L, 45-65..... H
02/28/1948.....L, 59-66.....A
01/11/1949.....L, 33-49..... H
02/23/1949.....L, 58-75.....A
12/10/1949.....W, 60-59.....A
01/10/1950.....W, 52-48..... H
03/06/1950.....W, 56-44..... H¹
01/10/1951.....L, 53-62.....A
01/15/1951.....W, 59-45..... H
01/16/1952.....W, 57-55.....A
02/23/1952.....W, 76-56..... H
12/08/1952.....W, 85-75.....A
02/03/1953.....W, 75-59.....A
01/14/1954.....W, 80-69.....A
02/23/1954.....W, 66-54..... H
01/06/1955.....L, 59-78.....A²
02/01/1955.....L, 57-69..... H
02/24/1955.....L, 71-90.....A
01/18/1956.....W, 72-58..... H
02/22/1956.....W, 62-59.....A
01/16/1957.....W, 85-75.....A
02/21/1957.....W, 92-62..... H

01/16/1958.....W, 73-62..... H
02/20/1958.....W, 72-65.....A
01/15/1959.....W, 75-70..... H
02/19/1959.....L, 46-51..... N¹
01/14/1960.....W, 63-49..... H
02/11/1960.....W, 59-32.....A
12/01/1960.....W, 74-67..... H
02/08/1961.....W, 87-54.....A
01/26/1962.....W, 83-78.....A
02/20/1962.....W, 103-76..... H
01/16/1963.....L, 99-106.....A
02/13/1963.....W, 73-69..... H
01/07/1964.....W, 88-82..... H
01/16/1964.....W, 74-71.....A
12/12/1964.....W, 78-68.....A
02/23/1965.....W, 99-83..... H
01/26/1966.....L, 74-85.....A
02/08/1966.....W, 94-76..... H
01/18/1967.....W, 84-66.....A
02/08/1967.....W, 68-47..... H
01/16/1968.....W, 97-93.....A
02/13/1968.....W, 108-79..... H
01/14/1969.....W, 83-69.....A
02/10/1969.....W, 110-79..... H
01/17/1970.....W, 84-77.....A
01/18/1971.....W, 101-85..... H
11/30/1972.....W, 111-82..... H
12/07/2004.....W, 76-60..... H
12/30/2005.....W, 80-67..... H
11/22/2006.....W, 113-57..... H
12/08/2007.....W, 73-54..... H
12/22/2008.....W, 69-49..... N³
11/28/2009.....W, 90-57..... H
11/27/2010.....W, 94-41..... H
11/12/2011.....W, 76-41..... H
12/13/2014.....W, 66-56.....H*
1 – NAIA District 19 Playoffs
(Hattiesburg, Miss.)
2 – Senior Bowl Tournament
(Mobile, Ala.)
3 – Mississippi Gulf Coast Classic
(Gulfport, Miss.)
* – Vacated by NCAA+

St. Bernard

Southern Miss leads series 8-0
H: 8-0 | A: 0-0 | N: 0-0
12/17/1963.....W, 74-70..... H
01/30/1965.....W, 101-100..... H
01/29/1966.....W, 90-76..... H
01/03/1967.....W, 99-67..... H
01/08/1968.....W, 120-99..... H
12/03/1969.....W, 113-94..... H
01/04/1971.....W, 112-86..... H
12/11/1975.....W, 77-75..... H

St. Bonaventure

St. Bonaventure leads series 1-0
H: 0-0 | A: 0-1 | N: 0-0
03/16/1995.....L, 70-75.....A¹
1 – National Invitation Tournament
(Olean, N.Y.)

St. Catharine

Southern Miss leads series 1-0
H: 1-0 | A: 0-0 | N: 0-0
12/14/2013.....W, 96-60..... H

St. Mary's (Calif.)

Southern Miss leads series 1-0
H: 1-0 | A: 0-0 | N: 0-0
12/17/1954.....W, 64-58..... H

St. Michael's (N.M.)

Southern Miss leads series 1-0
H: 0-0 | A: 1-0 | N: 0-0
12/26/1950.....W, 55-49.....A

St. Peter's (N.J.)

Southern Miss leads series 1-0
H: 0-0 | A: 1-0 | N: 0-0
01/04/1961.....W, 81-74.....A

Stetson

Southern Miss leads series 3-0
H: 1-0 | A: 1-0 | N: 1-0
01/04/1954.....W, 86-84..... N¹
01/08/1959.....W, 58-56.....A
12/04/1959.....W, 86-59..... H
1 – Senior Bowl Tournament
(Mobile, Ala.)

Steubenville

Steubenville leads series 1-0
H: 0-0 | A: 0-0 | N: 0-1
03/07/1955.....L, 62-79..... N¹
1 – NAIA National Tournament
(Kansas City, Mo.)

Syracuse

Syracuse leads series 1-0
H: 0-0 | A: 0-1 | N: 0-0
12/04/1992.....L, 75-103.....A¹
1 – Carrier Classic (Syracuse, N.Y.)

Tampa

Southern Miss leads series 7-2
H: 5-0 | A: 2-2 | N: 0-0
12/15/1951.....W, 91-90.....A
01/10/1959.....W, 86-79.....A
02/18/1960.....W, 98-73..... H
02/10/1962.....W, 107-77..... H
01/14/1963.....L, 74-96.....A
02/01/1964.....W, 114-82..... H
02/03/1966.....W, 101-84..... H
02/15/1968.....L, 81-97.....A
12/09/1995.....W, 74-60..... H

TCU

Series tied 3-3
H: 3-0 | A: 0-3 | N: 0-0
01/26/2002.....L, 61-75.....A
02/23/2002.....W, 81-68..... H
01/08/2003.....W, 72-64..... H
02/12/2003.....L, 78-85.....A
02/09/2004.....L, 67-79.....A
03/05/2005.....W, 66-64..... H

Tennessee

Tennessee leads series 1-0
H: 0-0 | A: 0-1 | N: 0-0
12/14/1984.....L, 73-89.....A¹
1 – Volunteer Classic (Knoxville, Tenn.)

Tennessee-Martin

Southern Miss leads series 1-0
H: 1-0 | A: 0-0 | N: 0-0
11/16/2006.....W, 77-67..... H

Tennessee State

Southern Miss leads series 2-0
H: 1-0 | A: 0-0 | N: 1-0
11/26/1983.....W, 65-61..... N¹
12/19/2005.....W, 84-74..... H
1 – Mid-South Classic (Memphis, Tenn.)

Tennessee Tech

Southern Miss leads series 6-5
H: 4-0 | A: 1-5 | N: 1-0
12/26/1957.....W, 65-48..... N¹
12/13/1958.....L, 72-91.....A
01/02/1962.....L, 68-86.....A
12/15/1983.....W, 78-68..... H
12/17/1984.....L, 67-72.....A
12/16/1985.....W, 106-93..... H
12/22/1986.....W, 90-77.....A
11/27/1989.....W, 95-78..... H
12/06/1990.....L, 78-84.....A
12/17/1991.....W, 95-80..... H
12/22/1992.....L, 98-102.....A
1 – Louisiana Invitational
(Shreveport, La.)

Texas

Texas leads series 2-0
H: 0-0 | A: 0-2 | N: 0-0
12/19/1968.....W, 72-89.....A
12/12/1970.....L, 80-95.....A

Texas A&M

Texas A&M leads series 4-1
H: 1-1 | A: 0-2 | N: 0-1
12/12/1956.....W, 75-63..... H
12/11/1962.....L, 61-87.....A
12/03/1964.....L, 70-83..... H
12/02/1968.....L, 82-95.....A
12/21/1985.....L, 61-81..... N¹
1 – Gator Bowl Tournament
(Jacksonville, Fla.)

Texas A&M-Commerce

leads series 3-1
H: 1-1 | A: 0-2 | N: 0-0
02/12/1953.....L, 67-70.....A
01/21/1954.....W, 62-55..... H
12/11/1954.....L, 50-60..... H
01/22/1955.....L, 56-79.....A

Texas A&M-Corpus Christi

Series tied 1-1
H: 1-0 | A: 0-1 | N: 0-0
12/03/1970.....W, 94-88..... H
02/26/1973.....L, 84-92.....A

Texas-Pan American

Southern Miss leads series 11-5
H: 6-2 | A: 5-3 | N: 0-0
02/09/1970.....W, 103-78..... H
02/15/1971.....L, 85-87.....A
12/06/1971.....L, 83-88..... H
02/24/1973.....W, 80-77.....A
02/16/1974.....W, 105-83..... H
02/18/1975.....L, 78-97.....A
12/06/1976.....L, 65-82.....A
01/15/1977.....L, 76-78..... H
01/29/1981.....W, 81-68..... H
02/04/1981.....W, 68-67.....A
01/28/1982.....W, 101-79..... H
02/11/1982.....W, 83-75.....A
01/31/1983.....W, 88-70..... H
02/09/1983.....W, 59-45.....A
01/21/1991.....W, 88-72..... H
02/18/1991.....W, 88-77.....A

Texas Southern

Southern Miss leads series 2-0
H: 2-0 | A: 0-0 | N: 0-0
12/23/1996.....W, 56-51..... H
11/25/2003.....W, 77-63..... H

Texas Tech

Texas Tech leads series 2-0
H: 0-0 | A: 0-1 | N: 0-1
12/27/1976.....L, 74-75..... N¹
11/22/1996.....L, 79-96.....A
1 – Senior Bowl Classic (Mobile, Ala.)

Texas Wesleyan

Texas Wesleyan leads series 1-0
H: 0-0 | A: 0-1 | N: 0-0
12/01/1970.....L, 80-91.....A

Toledo

Southern Miss leads series 1-0
H: 1-0 | A: 0-0 | N: 0-0
03/19/2014.....W, 66-59..... H¹
1 – National Invitation Tournament
(Hattiesburg, Miss.)

Toronto

Southern Miss leads series 1-0
H: 1-0 | A: 0-0 | N: 0-0
12/19/1958.....W, 79-33..... H

Trinity

Trinity leads series 3-0
H: 2-0 | A: 1-0 | N: 0-0
01/07/1971.....L, 83-91..... H
12/02/1971.....L, 61-81.....A
01/10/1972.....L, 75-84..... H

Troy

Southern Miss leads series 13-1
H: 9-0 | A: 2-1 | N: 2-0
01/21/1950.....W, 66-51.....A
02/20/1950.....W, 64-57..... H
12/04/1950.....W, 86-53.....A
12/09/1950.....W, 80-43..... H
11/30/1951.....W, 103-37..... H
02/27/1953.....W, 90-48..... N¹
03/02/1954.....W, 70-61.....H²
03/02/1956.....W, 49-44..... N¹
12/02/1958.....W, 73-51..... H
01/19/1974.....W, 83-75..... H
12/21/1999.....W, 61-46..... H
11/27/2002.....W, 77-70..... H
11/25/2014.....W, 72-70.....H*
12/01/2015.....L, 59-69.....A
1 – NAIA District 19 Playoffs
(Cleveland, Miss.)
2 – NAIA District 19 Playoffs
(Hattiesburg, Miss.)
*Vacated by NCAA

Tulane

Tulane leads series 41-37
H: 20-15 | A: 14-24 | N: 3-2
01/03/1948.....L, 54-68..... N¹
01/22/1972.....L, 68-90.....A
01/13/1973.....L, 100-105.....A
12/06/1973.....L, 78-95..... H
01/12/1974.....W, 88-83.....A
01/13/1975.....L, 70-85.....A
01/30/1975.....L, 81-100..... H
01/12/1976.....L, 86-111.....A
01/29/1976.....W, 67-59..... H
01/19/1977.....L, 78-80.....A
02/19/1977.....W, 96-85..... H
12/15/1977.....L, 66-72..... H
02/14/1978.....L, 83-86.....A
02/12/1979.....L, 74-75..... N²
02/22/1979.....W, 94-80.....A
02/07/1980.....W, 101-72..... H
02/25/1980.....L, 78-79.....A
02/07/1981.....W, 71-61..... H
03/02/1981.....L, 80-84.....A
01/09/1982.....L, 58-60..... H
02/17/1982.....L, 62-74..... H
12/06/1982.....W, 50-48..... H
01/15/1983.....W, 62-61.....A
01/11/1984.....L, 38-53.....A
03/03/1984.....W, 69-58..... H
02/02/1985.....L, 63-64.....A
03/02/1985.....L, 67-71..... H
02/14/1990.....W, 80-71..... H
03/01/1990.....W, 92-88.....A
01/17/1991.....W, 64-57..... H
03/02/1991.....L, 65-82.....A
01/30/1992.....L, 86-98.....A
03/07/1992.....L, 70-80..... H
01/16/1993.....L, 71-84..... H
01/30/1993.....L, 52-65.....A
02/19/1994.....L, 79-84.....A
03/05/1994.....L, 82-83..... H
03/11/1994.....W, 79-60..... N³
01/28/1995.....W, 79-55..... H
03/04/1995.....L, 75-89.....A
01/25/1996.....L, 61-76..... H
02/01/1996.....W, 62-61.....A
01/11/1997.....L, 63-79.....A
01/27/1997.....L, 50-64..... H
02/05/1998.....W, 89-86.....A
02/21/1998.....W, 88-60..... H
01/01/1999.....W, 56-49.....A
02/11/1999.....L, 61-68..... H
01/15/2000.....L, 53-54..... H
02/05/2000.....W, 72-71.....A
02/07/2001.....L, 69-80..... H
02/24/2001.....W, 78-63..... H
01/15/2002.....L, 61-70..... H
02/02/2002.....L, 61-66..... H
02/22/2003.....W, 76-72..... H
03/08/2003.....L, 61-74.....A
01/31/2004.....W, 64-58.....A
03/03/2004.....W, 70-60..... H
01/22/2005.....W, 61-60..... H

02/09/2005.....L, 72-75.....A
01/11/2006.....W, 67-55..... H
03/01/2006.....L, 47-50.....A
02/03/2007.....L, 64-79..... H
02/24/2007.....L, 72-77.....A
01/12/2008.....W, 71-54.....A
02/23/2008.....W, 70-59.....A
01/14/2009.....W, 61-54.....A
02/24/2009.....L, 59-73..... H
01/30/2010.....W, 58-40.....A
03/02/2010.....W, 66-57..... H
03/10/2010.....W, 57-47..... N⁴
01/29/2011.....W, 67-54..... H
03/09/2011.....W, 63-47..... N⁵
01/07/2012.....W, 71-66.....A
02/13/2013.....W, 71-60.....A
02/01/2014.....W, 78-47..... H
03/06/2014.....W, 68-51.....A
12/22/2015.....L, 40-59.....A
1 – Game played in Jackson, Miss.
2 – Game played in Biloxi, Miss.
3 – Metro Conference Tournament
(Biloxi, Miss.)
4 – Conference USA Tournament
(Tulsa, Okla.)
5 – Conference USA Tournament (El Paso, Texas)

Tulsa

Tulsa leads series 7-5
H: 2-1 | A: 2-6 | N: 1-0
12/03/1956.....W, 73-66.....A
12/28/1987.....L, 81-82.....A¹
01/14/2006.....L, 63-72.....A
03/08/2006.....W, 66-61..... N²
02/10/2007.....W, 70-65..... H
02/09/2008.....L, 63-78.....A
01/07/2009.....L, 58-67..... H
02/10/2010.....L, 52-60.....A
03/05/2011.....L, 70-78.....A
02/15/2012.....W, 77-69..... H
01/26/2013.....W, 62-59.....A
01/12/2014.....L, 71-75.....A
1 – Tulsa Classic (Tulsa, Okla.)
2 – Conference USA Tournament
(Memphis, Tenn.)

Tyndall Field (Fla.)

Southern Miss leads series 2-0
H: 1-0 | A: 1-0 | N: 0-0
01/14/1948.....W, 44-40..... H
02/13/1948.....W, 71-48.....A

UAB

UAB leads series 28-17
H: 10-10 | A: 5-16 | N: 2-2
01/10/1979.....L, 87-93.....A
01/29/1979.....L, 59-60.....A
12/30/1980.....L, 55-60.....A¹
12/18/1981.....L, 56-71..... N²
01/03/1996.....W, 78-61..... H
02/12/1996.....W, 67-64.....A
01/18/1997.....W, 74-59..... H
02/15/1997.....L, 52-65.....A
02/12/1998.....W, 73-56..... H
02/28/1998.....L, 81-93.....A
02/07/1999.....L, 50-63.....A
02/20/1999.....L, 61-70..... H
01/19/2000.....L, 57-73.....A
02/19/2000.....W, 83-71..... H
01/13/2001.....W, 64-52.....A
02/03/2001.....L, 59-71..... H
01/12/2002.....W, 50-36.....H
02/26/2002.....L, 56-66.....A
01/04/2003.....L, 71-84.....A
02/08/2003.....W, 82-80..... H
02/11/2004.....L, 65-69..... H
01/05/2005.....L, 75-83.....A
01/28/2006.....L, 73-87.....A
02/18/2006.....L, 50-87..... H
01/20/2007.....W, 57-55.....A
02/28/2007.....W, 76-68..... H
01/16/2008.....L, 65-72.....A
02/05/2008.....W, 93-85..... H
02/07/2009.....L, 49-66..... H



Series Records

02/21/2009.....L, 56-86	A	12/03/1984.....L, 59-73	H
03/12/2009.....L, 73-74	N ³	12/07/1985.....W, 69-68	A
01/20/2010.....L, 56-57	A	12/01/1986.....W, 84-69	H
02/17/2010.....L, 54-59	H	02/22/1988.....L, 87-95	A
03/11/2010.....W, 58-44	N ⁴	11/30/1988.....W, 69-57	H
02/02/2011.....W, 75-71	A	12/09/1989.....W, 85-81	H
03/02/2011.....L, 66-67	H	12/15/1990.....W, 84-72	H
01/14/2012.....W, 59-55	H	12/08/1992.....L, 67-79	H
02/08/2012.....L, 61-71	A	01/12/1993.....L, 106-113	A
01/19/2013.....W, 74-59	H	12/23/1993.....W, 83-65	H
02/02/2013.....W, 79-75	A	01/17/1994.....W, 75-72	A
03/14/2013.....W, 81-66	N ⁴	12/20/1994.....W, 77-56	A
02/13/2014.....L, 60-84	A	01/23/1995.....W, 78-64	H
01/17/2015.....L, 56-63	H	01/09/1996.....W, 89-58	H
02/07/2015.....L, 68-78	A	11/30/1996.....L, 55-59	A
02/11/2016.....L, 77-80 2ot.....	H	11/17/1997.....W, 79-52	H
1 – UAB Classic (Birmingham, Ala.)		12/19/1998.....W, 77-40	H
2 – Cotton States Classic (Atlanta, Ga.)		12/07/1999.....L, 63-77	A
3 – Conference USA Tournament (Memphis, Tenn.)		1 – Louisiana Invitational (Shreveport, La.)	
4 – Conference USA Tournament (Tulsa, Okla.)			

UALR	
Southern Miss leads series 5-0	
H: 2-0 A: 2-0 N: 1-0	
12/06/1975.....W, 82-75	H
12/06/1997.....W, 68-57	A ¹
02/19/2002.....W, 60-53	A
12/21/2002.....W, 70-54	H
12/21/2013.....W, 74-60	N ²
1 – Arkansas-Little Rock Tournament (Little Rock, Ark.)	
2 – Game played in Tortola, B.V.I.	

UC-Irvine	
Southern Miss leads series 2-0	
H: 0-0 A: 0-0 N: 2-0	
11/24/2011.....W, 78-67	N ¹
11/20/2012.....W, 69-65	N ²
1 – Cars/Safeway Great Alaska Shootout (Anchorage, Alaska)	
2 – Game played in Huntsville, Texas	

UCF	
Southern Miss leads series 8-5	
H: 5-1 A: 1-4 N: 2-0	
02/08/2006.....W, 59-51	H
02/21/2007.....L, 56-59	A
01/08/2008.....L, 41-52	H
03/13/2008.....W, 68-62	N ¹
01/21/2009.....L, 61-73	A
03/11/2009.....W, 77-53	N ¹
02/20/2010.....W, 68-58	H
01/15/2011.....W, 86-69	H
02/26/2011.....L, 64-65	A
01/28/2012.....W, 78-65	A
02/11/2012.....W, 78-74	A
02/06/2013.....L, 58-60	A
03/09/2013.....W, 70-62	H
1 – Conference USA Tournament (Memphis, Tenn.)	

ULM	
Southern Miss leads series 22-15	
H: 16-5 A: 5-10 N: 1-0	
01/02/1953.....W, 97-52	H
02/11/1953.....W, 88-43	A
12/09/1957.....W, 63-56	H
12/28/1957.....W, 76-60	N ¹
12/10/1959.....W, 97-69	H
02/08/1960.....W, 87-79	A
12/01/1967.....L, 89-91	A
01/24/1968.....W, 83-80	H
01/18/1973.....W, 86-83	H
01/28/1974.....L, 88-102	A
02/08/1975.....L, 59-74	H
02/05/1976.....L, 72-88	A
02/03/1977.....W, 82-81	H
02/04/1978.....L, 68-91	A
02/11/1978.....L, 72-86	H
01/20/1979.....L, 66-82	H
02/01/1979.....L, 79-99	A
11/27/1982.....W, 75-65	H
01/05/1984.....L, 69-74	A

11/12/2010.....W, 60-53	A
12/22/2011.....W, 53-51	H
1 – Metro Conference Tournament (Louisville, Ky.)	
Utah State	
Utah State leads series 3-1	
H: 1-1 A: 0-2 N: 0-0	
01/04/1973.....L, 87-91	H
02/02/1974.....L, 84-121	A
02/22/1975.....W, 94-87	H
12/29/1995.....L, 65-77	A ¹
1 – Gossner Foods Classic (Logan, Utah)	

UTEP	
UTEP leads series 14-11	
H: 8-3 A: 2-10 N: 1-1	
12/29/1950.....W, 72-69	A ¹
12/22/1952.....W, 90-61	H
01/06/1967.....L, 54-84	A
01/07/1967.....L, 63-76	A
12/04/1968.....L, 71-92	A
02/11/2006.....L, 72-77	H
03/09/2006.....L, 47-66	N ²
01/17/2007.....L, 50-68	A
01/31/2007.....W, 87-78	H
01/30/2008.....L, 79-90	A
03/04/2008.....W, 96-70	H
01/31/2009.....L, 75-87	A
03/07/2009.....L, 70-81	A
01/16/2010.....L, 49-56	A
02/24/2010.....L, 56-59	H
02/16/2011.....W, 64-51	H
02/22/2012.....L, 68-76	A
02/20/2013.....W, 45-39	H
03/15/2013.....W, 85-67	N ³
02/23/2014.....W, 77-68	H
03/13/2014.....W, 64-56	A ⁴
01/10/2015.....L, 40-74	A
02/28/2015.....W, 63-60	H
01/28/2016.....W, 71-58	H
02/18/2016.....L, 73-78	A
1 – Sun Carnival (El Paso, Texas)	
2 – Conference USA Tournament (Memphis, Tenn.)	
3 – Conference USA Tournament (Tulsa, Okla.)	
4 – Conference USA Tournament (El Paso, Texas)	

UNC-Greensboro	
UNC-Greensboro leads series 1-0	
H: 0-0 A: 0-0 N: 0-1	
12/03/2004.....L, 78-79	N ¹
1 – Gazette Hawkeye Classic (Iowa City, Iowa)	
UNLV	
UNLV leads series 1-0	
H: 0-0 A: 0-1 N: 0-0	
02/12/1972.....L, 87-96	A
U.S. International	
Southern Miss leads series 1-0	
H: 1-0 A: 0-0 N: 0-0	
12/03/1981.....W, 89-62	H
USC	
USC leads series 1-0	
H: 0-0 A: 0-0 N: 0-1	
11/30/1984.....L, 72-73	N ¹
1 – Mid-South Classic (Memphis, Tenn.)	
USF	
Southern Miss leads series 17-12	
H: 12-2 A: 4-10 N: 1-0	
02/08/1992.....W, 87-63	H
03/04/1992.....L, 72-78	A
03/13/1992.....W, 92-87	N ¹
01/09/1993.....W, 95-81	A
03/04/1993.....W, 90-60	H
02/12/1994.....W, 73-68	A
02/26/1994.....W, 68-67	H
02/18/1995.....W, 77-75	H
03/02/1995.....L, 66-80	A
02/10/1996.....L, 57-63	A
02/24/1996.....W, 59-51	H
01/25/1997.....W, 57-44	A
02/09/1997.....W, 75-50	H
01/10/1998.....W, 73-61	H
01/22/1998.....L, 61-65	A
01/13/1999.....W, 60-58	H
02/13/1999.....L, 57-72	A
02/22/2000.....L, 51-73	A
02/26/2000.....L, 81-88	H
01/06/2001.....L, 49-59	A
03/03/2001.....W, 83-77	H
01/08/2002.....L, 54-74	A
03/02/2002.....W, 92-75	H
01/14/2003.....L, 65-74	A
03/01/2003.....W, 70-62	H
02/13/2004.....L, 60-68	H
02/02/2005.....L, 61-72	H

UTSA	
Southern Miss leads series 3-2	
H: 3-0 A: 0-2 N: 0-0	
02/20/2014.....W, 85-56	H
01/08/2015.....L, 57-77	A
02/26/2015.....W, 70-66	H
01/30/2016.....W, 86-70	H
02/20/2016.....L, 53-74	A
Valparaiso	
Southern Miss leads series 1-0	
H: 1-0 A: 0-0 N: 0-0	
12/13/1952.....W, 69-62	H
Vanderbilt	
Series tied 1-1	
H: 0-0 A: 1-1 N: 0-0	
03/21/1987.....W, 95-88	A ¹
01/02/2010.....L, 46-82	A
1 – National Invitation Tournament (Nashville, Tenn.)	

VCU	
VCU leads series 7-6	
H: 3-2 A: 2-5 N: 1-0	
01/25/1982.....L, 60-71	A
01/20/1983.....L, 64-78	H
03/23/1988.....L, 89-93	A ¹
01/25/1992.....W, 70-68	A
02/06/1992.....L, 74-82	H
12/30/1992.....L, 74-85	A
03/06/1993.....W, 71-65	H
01/15/1994.....W, 69-64	H
01/27/1994.....L, 76-79	A

02/04/1995.....W, 74-66	A
02/11/1995.....W, 78-69	H
11/29/1998.....W, 51-48	N ²
12/30/1998.....L, 76-79	A
1 – National Invitation Tournament (Richmond, Va.)	
2 – Honolulu Thanksgiving Shootout (Honolulu, Hawaii)	

Virginia Tech	
Southern Miss leads series 17-13	
H: 9-4 A: 5-8 N: 3-1	
01/08/1983.....L, 69-74	A
01/24/1983.....L, 64-77	H
03/11/1983.....L, 68-79	N ¹
01/21/1984.....L, 55-89	A
02/06/1984.....L, 56-65	H
01/19/1985.....L, 68-72	H
02/04/1985.....L, 80-96	A
01/08/1986.....L, 72-88	A
02/22/1986.....W, 69-66	H
01/17/1987.....L, 72-85	A
02/21/1987.....W, 89-77	H
03/06/1987.....W, 83-66	N ²
01/16/1988.....W, 127-102	H
02/06/1988.....L, 133-141	A
01/21/1989.....W, 91-78	H
02/04/1989.....L, 92-107	A
01/11/1990.....W, 87-85	H
02/07/1990.....W, 93-76	A
03/08/1990.....W, 81-67	N ³
01/12/1991.....W, 101-99	A
02/07/1991.....W, 91-79	H
01/18/1992.....W, 72-60	H
02/13/1992.....W, 73-60	A
01/07/1993.....W, 84-82	H
02/27/1993.....W, 83-79	A
01/29/1994.....W, 83-74	A
02/05/1994.....W, 59-55	H
01/07/1995.....L, 72-87	H
02/02/1995.....L, 61-76	A
03/10/1995.....W, 82-66	N ²
1 – Metro Conference Tournament (Cincinnati, Ohio)	
2 – Metro Conference Tournament (Louisville, Ky.)	
3 – Metro Conference Tournament (Biloxi, Miss.)	

Wagner	
Southern Miss leads series 1-0	
H: 0-0 A: 0-0 N: 1-0	
12/29/1980.....W, 73-67	N ¹
1 – UAB Classic (Birmingham, Ala.)	
Washington State	
Southern Miss leads series 1-0	
H: 0-0 A: 0-0 N: 1-0	
12/26/1955.....W, 60-56	N ¹
1 – Game played in Gulfport, Miss.	
Washington University (Mo.)	
Southern Miss leads series 1-0	
H: 0-0 A: 1-0 N: 0-0	
02/27/1960.....W, 95-81	A
Weber State	
Southern Miss leads series 1-0	
H: 0-0 A: 0-0 N: 1-0	
12/23/2008.....W, 68-49	N ¹
1 – Mississippi Gulf Coast Classic (Gulfport, Miss.)	

West Alabama	
Southern Miss leads series 1-0	
H: 1-0 A: 0-0 N: 0-0	
03/03/1952.....W, 89-48	H ¹
1 – NAIA District 19 Playoffs (Hattiesburg, Miss.)	

West Florida	
Southern Miss leads series 3-2	
H: 2-1 A: 0-1 N: 1-0	
12/28/1968.....W, 95-91	N ¹
01/07/1969.....L, 69-90	H

01/19/1970.....W, 67-63	H
01/30/1970.....L, 81-98	A
12/27/2005.....W, 68-59	H
1 – Mobile Classic (Mobile, Ala.)	

West Texas State	
Southern Miss leads series 5-4	
H: 4-2 A: 1-2 N: 0-0	
12/05/1955.....W, 61-58	H
12/15/1960.....W, 90-60	H
12/11/1968.....W, 83-75	H ¹
12/19/1969.....W, 75-72	H
01/23/1971.....L, 65-108	A
01/13/1972.....L, 80-96	H
12/04/1972.....L, 84-99	A
12/18/1976.....L, 64-67	H
12/29/1977.....W, 58-57	A
1 – USM Invitational (Hattiesburg, Miss.)	

West Virginia	
West Virginia leads series 2-0	
H: 0-0 A: 0-0 N: 0-2	
12/14/1956.....L, 69-105	N ¹
11/23/2001.....L, 59-66	N ²
1 – Birmingham Classic (Birmingham, Ala.)	
2 – Hispanic College Fund Classic (Albuquerque, N.M.)	

West Virginia Tech	
Southern Miss leads series 1-0	
H: 0-0 A: 0-0 N: 1-0	
12/29/1967.....W, 91-86	N ¹
1 – Sertoma Classic (Birmingham, Ala.)	

Western Illinois	
Southern Miss leads series 3-0	
H: 1-0 A: 1-0 N: 1-0	
02/21/1983.....W, 85-69	H
03/05/1983.....W, 70-62	A
12/01/2000.....W, 84-51	N ¹
1 – Iowa State Tribute Classic (Ames, Iowa)	

Western Michigan	
Southern Miss leads series 1-0	
H: 1-0 A: 0-0 N: 0-0	
12/15/1952.....W, 77-61	H

Wichita State	
Wichita State leads series 1-0	
H: 0-0 A: 0-1 N: 0-0	
12/22/2012.....L, 51-59	A

William Carey	
Southern Miss leads series 9-1	
H: 9-1 A: 0-0 N: 0-0	
12/22/2003.....W, 91-59	H
12/28/2004.....W, 90-46	H
12/15/2005.....W, 90-57	H
11/20/2007.....W, 86-60	H
12/15/2008.....W, 69-44	H
11/24/2009.....W, 74-57	H
12/31/2012.....W, 89-59	H
11/24/2013.....W, 99-54	H
11/14/2014.....W, 86-63	H*
11/23/2015.....L, 78-84	H
*Vacated by NCAA	

Wisconsin-Milwaukee	
Southern Miss leads series 1-0	
H: 1-0 A: 0-0 N: 0-0	
02/13/1975.....W, 100-80	H

Wisconsin-Oshkosh	
Southern Miss leads series 1-0	
H: 1-0 A: 0-0 N: 0-0	
11/30/1982.....W, 103-66	H

Wisconsin-Parkside	
Southern Miss leads series 1-0	
H: 1-0 A: 0-0 N: 0-0	
01/05/1985.....W, 83-66	H



Southern Miss

2016-17 Basketball Schedule

DATE	OPPONENT	LOCATION	TIME (CT)
Nov. 3	vs. Mississippi College#	Hattiesburg, Miss.	7 p.m.
Nov. 7	vs. William Carey#	Hattiesburg, Miss.	7 p.m.
Nov. 11	Tougaloo	Hattiesburg, Miss.	7 p.m.
Nov. 15	@ LSU	Baton Rouge, La.	7 p.m.
Nov. 18	Union University	Hattiesburg, Miss.	7 p.m.
Nov. 21	Alabama A&M	Hattiesburg, Miss.	7 p.m.
Nov. 30	South Alabama	Hattiesburg, Miss.	7 p.m.
Dec. 4	@ Jackson State	Jackson, Miss.	3:30 p.m.
Dec. 6	@ Florida State	Tallahassee, Fla.	6 p.m.
Dec. 10	Tulane	Hattiesburg, Miss.	4:30 p.m.
Dec. 19	vs. Mississippi State @	Jackson, Miss.	8 p.m.
Dec. 22	San Diego State \$	Honolulu, Hawaii	6 p.m.
Dec. 23	Tulsa/SFA \$	Honolulu, Hawaii	TBA
Dec. 25	TBD \$	Honolulu, Hawaii	TBA
Jan. 1	Louisiana Tech*	Hattiesburg, Miss.	TBA
Jan. 5	UTSA*	Hattiesburg, Miss.	7 p.m.
Jan. 7	UTEP*	Hattiesburg, Miss.	4 p.m.
Jan. 12	@ Old Dominion*	Norfolk, Va.	6 p.m.
Jan. 14	@ Charlotte*	Charlotte, N.C.	6 p.m.
Jan. 19	North Texas*	Hattiesburg, Miss.	7 p.m.
Jan. 21	Rice*	Hattiesburg, Miss.	4 p.m.
Jan. 26	@ Middle Tennessee*	Murfreesboro, Tenn.	6:30 p.m.
Jan. 28	@UAB*	Birmingham, Ala.	7 p.m.
Feb. 2	Marshall*	Hattiesburg, Miss.	7 p.m.
Feb. 4	Western Kentucky*	Hattiesburg, Miss.	4 p.m.
Feb. 9	@ UTSA*	San Antonio, Texas	7 p.m.
Feb. 11	@ UTEP*	El Paso, Texas	8 p.m.
Feb. 16	FIU*	Hattiesburg, Miss.	7 p.m.
Feb. 18	Florida Atlantic*	Hattiesburg, Miss.	4 p.m.
Feb. 23	@ Rice*	Houston, Texas	7 p.m.
Feb. 25	@ North Texas*	Denton, Texas	2 p.m.
March 4	@ Louisiana Tech*	Ruston, La.	1 p.m.
March 8-11	Conference USA Tournament	Birmingham, Ala.	

* Conference USA game

Exhibition

\$ Diamond Head Classic (Honolulu, Hawaii)

@ Mississippi Coliseum (Jackson, Miss.)

ALL TIMES CENTRAL AND SUBJECT TO CHANGE